

# INDUSTRIAL PRODUCTS

## Parts Manual

---

**WM3500-HD**

**rev. A1.01**

---



**Safety is our #1 concern!** Read and understand all safety information and instructions before operating, setting up or maintaining this machine.

*Form #993*

# Table of Contents

# Section-Page

|                  |   |            |
|------------------|---|------------|
| <b>SECTION 1</b> | <b>GENERAL INFORMATION</b>                          | <b>1-1</b> |
| 1.1              | How To Use The Parts List .....                     | 1-1        |
| 1.2              | Sample Assembly .....                               | 1-1        |
| <b>SECTION 2</b> | <b>BLADE GUIDE ASSEMBLIES &amp; BLADE GUIDE ARM</b> | <b>2-1</b> |
| 2.1              | Blade Guide Assembly, Idle Side.....                | 2-1        |
| 2.2              | Blade Guide Assembly, Idle Side (Optional).....     | 2-3        |
| 2.3              | Blade Guide Assembly, Drive Side .....              | 2-5        |
| 2.4              | Blade Guide Assembly - Drive Side (Optional).....   | 2-7        |
| 2.5              | Blade Guide Arm.....                                | 2-9        |
| <b>SECTION 3</b> | <b>BLADE WHEELS &amp; TENSIONER</b>                 | <b>3-1</b> |
| 3.1              | Blade Wheel Shaft Assembly - Drive Side .....       | 3-1        |
| 3.2              | Idle-Side Blade Wheel Shaft/Brake Drum .....        | 3-2        |
| 3.3              | Belted Blade Wheel Kit (Standard).....              | 3-3        |
| 3.4              | Crowned Blade Wheel Kit (Optional).....             | 3-5        |
| 3.5              | Brake Actuator Assembly.....                        | 3-7        |
| 3.6              | Blade Motor Drive Assembly.....                     | 3-9        |
| <b>SECTION 4</b> | <b>SAW HEAD</b>                                     | <b>4-1</b> |
| 4.1              | Board Return .....                                  | 4-1        |
| 4.2              | Board Return Guide.....                             | 4-2        |
| 4.3              | Blade Housing & Sawdust Chute .....                 | 4-3        |
| 4.4              | Sawdust Blow-Off Assembly .....                     | 4-5        |
| 4.5              | Laser Assembly .....                                | 4-6        |
| 4.6              | Operator Seat Decals .....                          | 4-7        |
| 4.7              | Head/Air Box Assembly.....                          | 4-8        |
| <b>SECTION 5</b> | <b>UP/DOWN SYSTEM</b>                               | <b>5-1</b> |
| 5.1              | Mast Pads & Up/Down Rollers .....                   | 5-1        |
| 5.2              | Up/Down Bearing Rails .....                         | 5-3        |
| 5.3              | Up/Down Drive (WM3000/3500/3500-HD).....            | 5-4        |
| 5.4              | Ballscrew Mount (Middle) .....                      | 5-6        |
| 5.5              | Ballscrew Mount (Top) .....                         | 5-8        |
| 5.6              | Transducer & Head Stop (WM3000/3500/3500-HD).....   | 5-9        |
| <b>SECTION 6</b> | <b>POWER FEED SYSTEM</b>                            | <b>6-1</b> |
| 6.1              | Upper Track Rollers .....                           | 6-1        |
| 6.2              | Lower Track Rollers.....                            | 6-3        |
| 6.3              | Power Feed Drive .....                              | 6-5        |
| 6.4              | Power Feed Chain & Head Stops .....                 | 6-7        |

# Table of Contents

# Section-Page

|  |   |      |             |
|--|---|------|-------------|
| 6.5  | Lower Cable Carrier .....                 | 6-8  |             |
| <b>SECTION 7 BED FRAME ASSEMBLY</b>          |   |      | <b>7-1</b>  |
| 7.1  | Front Hydraulic Hose Duct .....           | 7-1  |             |
| 7.2  | Middle Hydraulic Hose Duct.....           | 7-2  |             |
| 7.3  | Rear Hydraulic Hose Duct .....            | 7-3  |             |
| 7.4  | Front Hydraulic Hose Duct .....           | 7-4  |             |
| 7.5  | Bed Rail .....                            | 7-5  |             |
| 7.6  | Rear Bumper Bracket .....                 | 7-6  |             |
| 7.7  | Front Bumper Bracket .....                | 7-7  |             |
| 7.8  | Side Support Sensor Guard .....           | 7-8  |             |
| 7.9  | WM4000 Belt Conveyor .....                | 7-9  |             |
| 7.10   | Wireway Kit (Option w/o Pantograph) ..... | 7-11 |             |
| 7.11   | Cable Carrier .....                       | 7-13 |             |
| 7.12   | Stationary Leg Feet.....                  | 7-14 |             |
| 7.13   | Board Removal Bumper Assembly .....       | 7-15 |             |
| 7.14   | Transport Bracket, WM4000.....            | 7-17 |             |
| <b>SECTION 8 HYDRAULIC SYSTEM</b>            |   |      | <b>8-1</b>  |
| 8.1  | Hydraulic Valve, WM4000 .....             | 8-1  |             |
| 8.2  | Hydraulic Box, WM4000 .....               | 8-3  |             |
| 8.3  | Hydraulic Hoses, WM3500-HD .....          | 8-5  |             |
| 8.4  | Hydraulic Hoses, WM4000 .....             | 8-7  |             |
| 8.5  | Hydraulic Toe Board, WM4000 .....         | 8-8  |             |
| 8.6  | Chain Log Turner .....                    | 8-10 |             |
| 8.7  | Hydraulic Log Side Supports .....         | 8-12 |             |
| 8.8  | Hydraulic Log Clamp .....                 | 8-15 |             |
| <b>SECTION 9 POWER ROLLER RIGHT AND LEFT</b> |   |      | <b>9-1</b>  |
| 9.1  | Power Roller Right and Left .....         | 9-1  |             |
| 9.2  | Hydraulic Pump & Tank Assembly .....      | 9-4  |             |
| <b>SECTION 10 MISCELLANEOUS</b>              |   |      | <b>10-1</b> |
| 10.1   | Blade Lube System.....                    | 10-1 |             |
| 10.2   | Pressure Lube System (Optional).....      | 10-3 |             |
| 10.3   | Tools .....                               | 10-5 |             |
| 10.4   | Manuals & Diagrams.....                   | 10-6 |             |
| 10.5   | Pantograph Assembly .....                 | 10-7 |             |
| 10.6   | Pantograph .....                          | 10-9 |             |

**Table of Contents**

**Section-Page**

**SECTION 11 OPERATOR STATION**

**11-1**

11.1 Frame, Rails, Ladder & Seat .....11-1  
11.2 Joystick Controls .....11-3  
11.3 Air Supply Assembly .....11-5

**SECTION 12 CAB OPTION**

**12-1**

12.1 Cab.....12-1  
12.2 Frame.....12-2  
12.3 Rear Panel.....12-4  
12.4 Right Panel .....12-6  
12.5 Front Panel.....12-8  
12.6 Left Panel.....12-9  
12.7 Roof.....12-10

## SECTION 1 GENERAL INFORMATION

### 1.1 How To Use The Parts List

- Use the table of contents or index to locate the assembly that contains the part you need.
- Go to the appropriate section and locate the part in the illustration.
- Use the number pointing to the part to locate the correct part number and description in the table.
- Parts shown indented under another part are included with that part.
- Parts marked with a diamond (◆) are only available in the assembly listed above the part.

See the sample table below. Sample Part #A01111 includes part F02222-2 and subassembly A03333. Subassembly A03333 includes part S04444-4 and subassembly K05555. The diamond (◆) indicates that S04444-4 is not available except in subassembly A03333. Subassembly K05555 includes parts M06666 and F07777-77. The diamond (◆) indicates M06666 is not available except in subassembly K05555.

| <b>1.2 Sample Assembly</b> |  |           |     |   |
|----------------------------|--|-----------|-----|---|
| REF.                       | DESCRIPTION (◆ Indicates Parts Available In Assemblies Only)         | PART #    | QTY |   |
|                            | <b>SAMPLE ASSEMBLY, COMPLETE (INCLUDES ALL INDENTED PARTS BELOW)</b> | A01111    | 1   |   |
| 1                          | Sample Part  | F02222-22 | 1   |   |
|                            | Sample Subassembly (Includes All Indented Parts Below)               | A03333    | 1   |   |
| 2                          | Sample Part (◆ Indicates Part Is Only Available With A03333)         | S04444-4  | 1   | ◆ |
|                            | Sample Subassembly (Includes All Indented Parts Below)               | K05555    | 1   |   |
| 3                          | Sample Part (◆ Indicates Part Is Only Available With K05555)         | M06666    | 2   | ◆ |
| 4                          | Sample Part  | F07777-77 | 1   |   |

#### To Order Parts:

- From Europe call your local distributor or our European Headquarters and Manufacturing Facility in Kolo - Poland, Nagórna 114 St at +48-63-2626000. From the continental U.S., call **1-800-448-7881** to order parts. Have your customer number, vehicle identification number, and part numbers ready when you call.

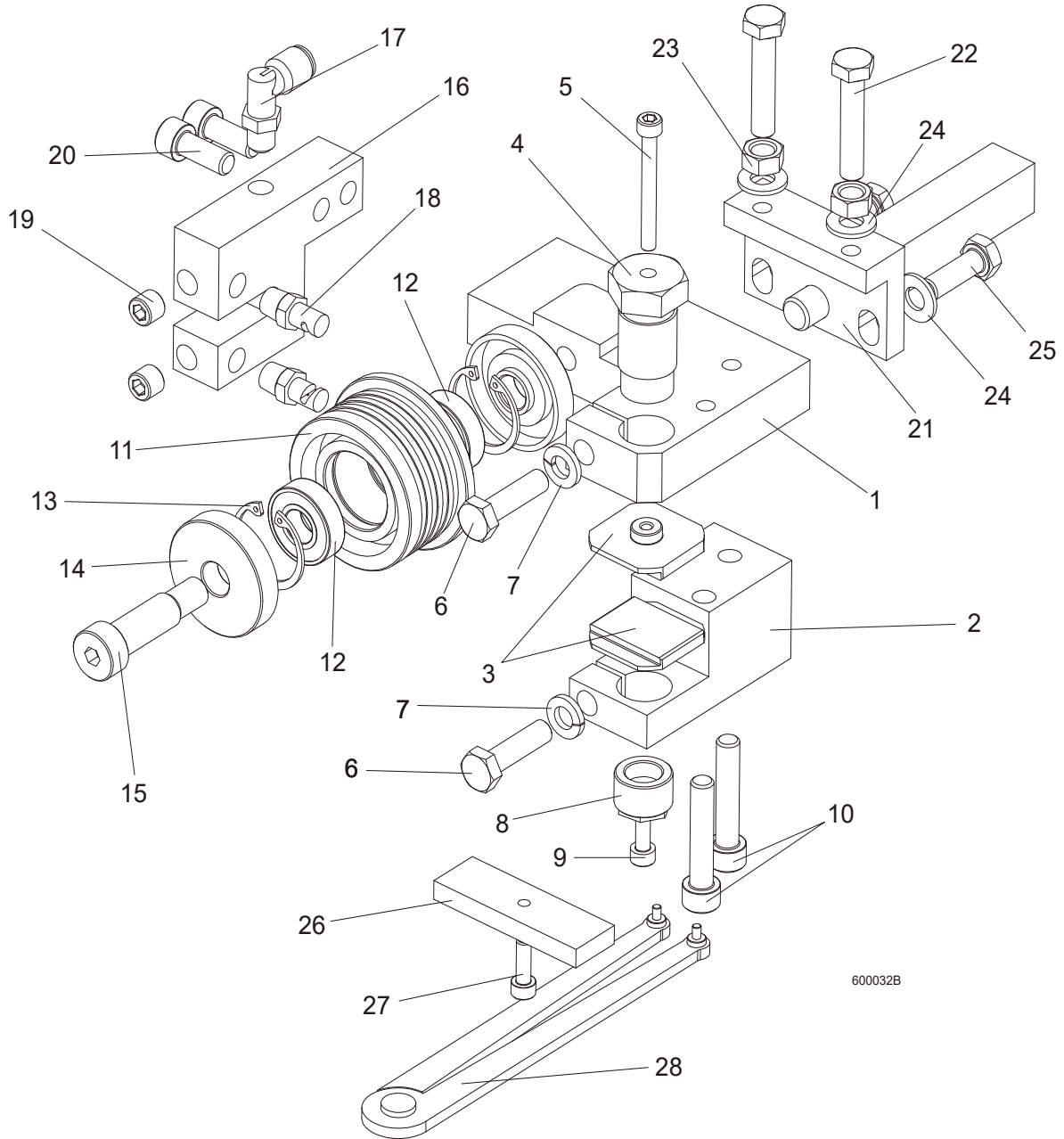


**CAUTION!** It is recommended that only original spare parts be used.



**SECTION 2 BLADE GUIDE ASSEMBLIES & BLADE GUIDE  
ARM**

2.1 Blade Guide Assembly, Idle Side



600032B



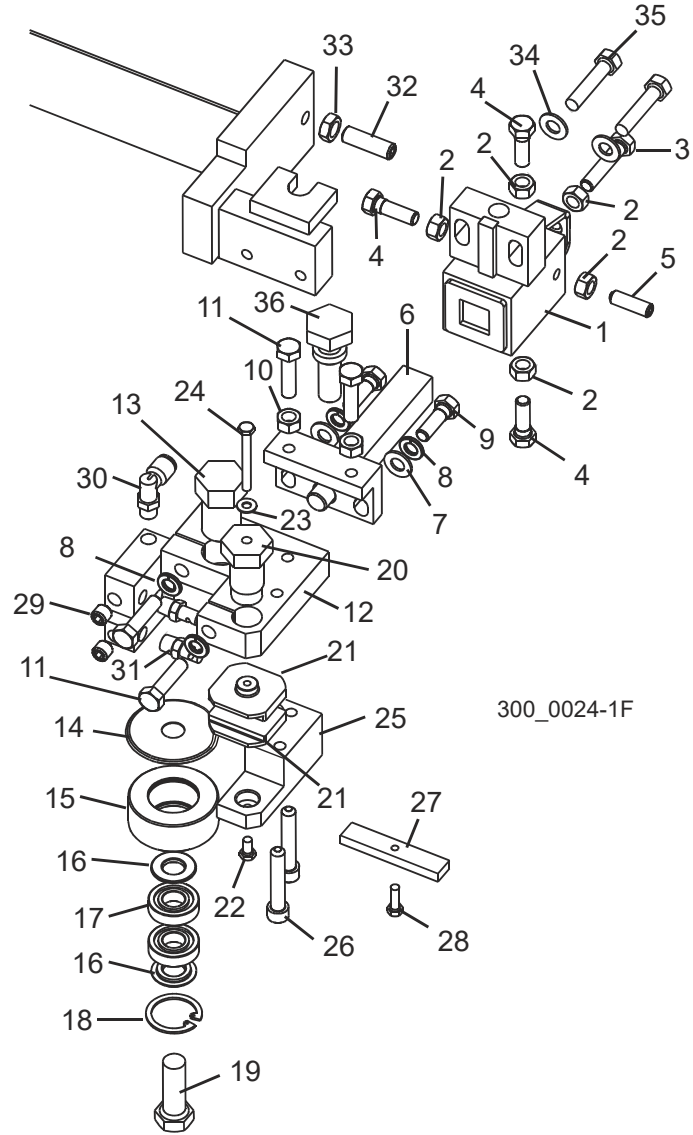
## Blade Guide Assemblies & Blade Guide Arm

### Blade Guide Assembly, Idle Side

| REF. | DESCRIPTION (◆ Indicates Parts Available In Assemblies Only)                | PART #    | QTY |
|------|---|-----------|-----|
|      | <b>BLADE GUIDE ASSEMBLY - IDLE SIDE, EXTENDED (FOR USE W/1 1/2" BLADES)</b> | 092997    | 1   |
| 1    | Block, Blade Guide Mount Zinc-plated  | 090947-1  | 1   |
| 2    | Block, Lower Pad Mount Zinc-plated  | 090948-1  | 1   |
| 3    | Block, Blade Guide Zinc-plated  | 093430-1  | 2   |
| 4    | Bolt, Upper Pad Adjustment Zinc-plated                                      | 089515-1  | 1   |
| 5    | Screw, M5x45 DIN912 A2-70 Hex Socket Head Cap Stainless Steel               | F81000-24 | 1   |
| 6    | Bolt, M8x30 DIN933 A2-70 Stainless Steel                                    | F81002-27 | 2   |
| 7    | Washer, 8.2 Split Lock Zinc   | F81054-4  | 2   |
| 8    | Screw, Lower Pad Adjuster Zinc-plated                                       | 516191-1  | 1   |
| 9    | Screw, M5x10 DIN912 A2-70 Hex Socket Head Cap Stainless Steel               | F81000-23 | 1   |
| 10   | Screw, M8x40-8.8 Hex Socket Head Cap Zinc                                   | F81002-29 | 2   |
|      | Roller, Blade Guide w/Bearing - Extended                                    | 092939    | 1   |
| 11   | Roller, Blade Guide Extended  | 087890    | 1   |
| 12   | Bearing, 6001 2RSR NACHI  | 087893    | 2   |
| 13   | Ring, W28 Inside Retaining  | F81090-9  | 2   |
| 14   | Washer, Blade Guide Roller Spacer Zinc-plated                               | 087891-1  | 1   |
|      | Washer, Blade Guide Roller Spacer Zinc-plated                               | 087892-1  | 1   |
| 15   | Bolt, 12/M10x30 12.9 ISO 7379 Shoulder                                      | F81003-70 | 1   |
|      | Bolt, 12/M10x35 12.9 ISO 7379 Shoulder (used with the Extender Roller only) | F81003-48 | 1   |
| 16   | Block, Nozzle Mounting Zinc-plated  | 090487-1  | 1   |
| 17   | Fitting, 1/8NPTx1/4 Tube Elbow Swivel                                       | P09736    | 1   |
| 18   | Nozzle, Blade Lube Spray  | 033479    | 2   |
| 19   | Plug, M10x1 DIN 906 BN40 "BOSSARD"  | F81015-3  | 2   |
| 20   | Screw, M8x20-8.8 Hex Socket Head Cap Zinc                                   | F81002-30 | 2   |
| 21   | Pivot Weldment, Blade Guide Zinc-plated                                     | 089509-1  | 1   |
| 22   | Bolt, M8x40 DIN933 A2-70 Stainless Steel                                    | F81002-28 | 2   |
| 23   | Nut, M8 DIN934 A2-70 Stainless Steel  | F81032-7  | 2   |
| 24   | Washer, 8.4 Flat Zinc   | F81054-1  | 4   |
| 25   | Bolt, M8x25 DIN933 A2-70 Stainless Steel                                    | F81002-26 | 2   |
|      | Block, Blade Guide Alignment  | 090951    | 1   |
| 26   | Block, Blade Guide Alignment Zinc-plated                                    | 090805-1  | 1   |
| 27   | Screw, M5X16-8.8 Hex Socket Head Cap Zinc                                   | F81000-25 | 1   |
| 28   | Tool, 62860-3 (PERSCHMAN) Lower Pad Adjustment                              | 090949    | 1   |



**2.2 Blade Guide Assembly, Idle Side (Optional)**



| REF.     | DESCRIPTION (◆ Indicates Parts Available In Assemblies Only) | PART #     | QTY |   |
|----------|--|------------|-----|---|
|          | <b>GUIDE ASSEMBLY, IDLE SIDE BLOCK/ROLLER</b>                | 035200     | 1   |   |
|          | Block Assembly, Idle Side Blade Guide                        | 036099     | 1   |   |
| <b>1</b> | Block Weldment, Guide Mounting                               | 035219     | 1   | ◆ |
| <b>2</b> | Nut, 5/16-18 Hex   | F05010-17  | 5   |   |
| <b>3</b> | Bolt, 5/16-18 x 1 1/2" Hex Head Full Thread Stainless Steel  | F05006-119 | 1   |   |
| <b>4</b> | Bolt, 5/16-18 x 1" Hex Head Stainless Steel                  | F05006-88  | 3   |   |
| <b>5</b> | Screw, 5/16-18 x 1" Stainless Steel Set Flat Point           | F05006-122 | 1   |   |
| <b>6</b> | Pivot Weldment, Block Guide                                  | 035209     | 1   |   |
| <b>7</b> | Washer, 5/16" SAE Flat                                       | F05011-17  | 2   |   |

# 2

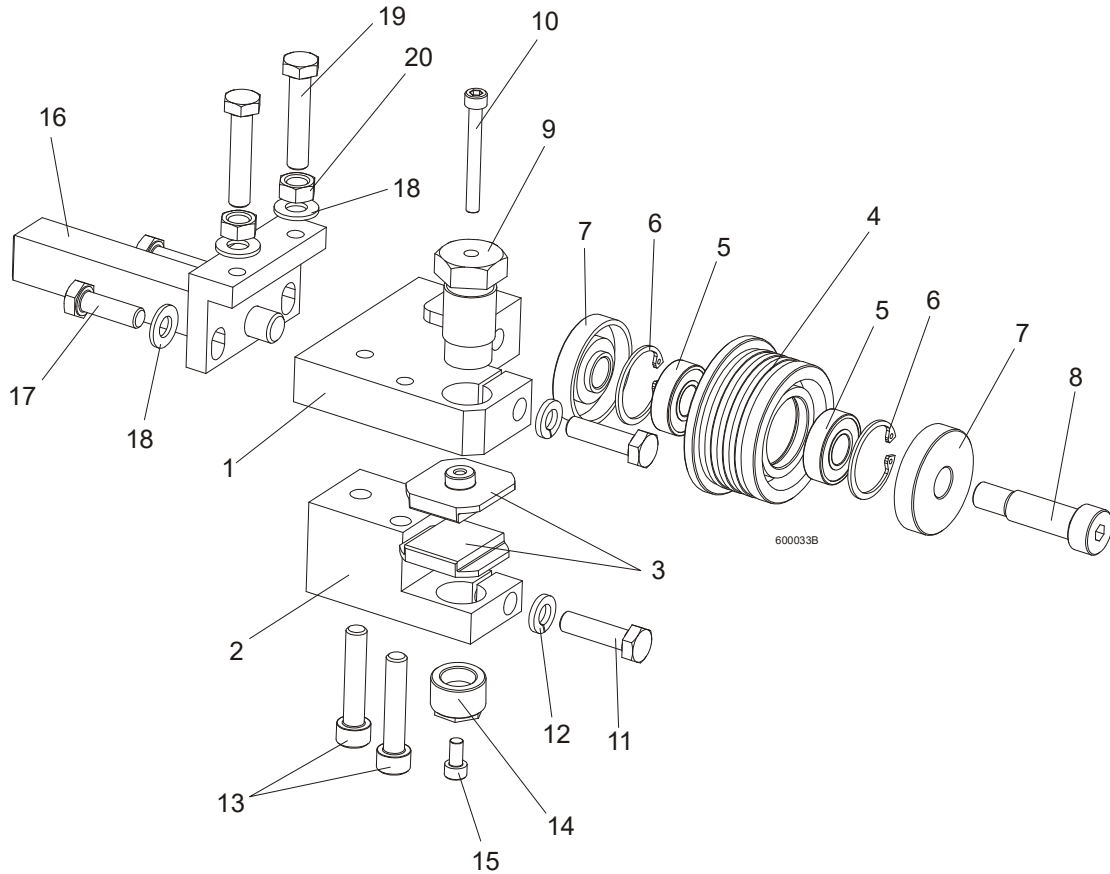
## Blade Guide Assemblies & Blade Guide Arm

### Blade Guide Assembly, Idle Side (Optional)

|    |   |                     |   |   |
|----|---|---------------------|---|---|
| 8  | Washer, 5/16" Split Lock  | F05011-13           | 4 |   |
| 9  | Bolt, 5/16-18 x 1" Hex Head Stainless Steel                       | F05006-88           | 2 |   |
| 10 | Nut, 5/16-18 Hex  | F05010-17           | 2 |   |
| 11 | Bolt, 5/16-18 x 1 1/4" Hex Head Stainless Steel                   | F05006-118          | 4 |   |
| 12 | Guide Weldment, Idle Side   | 035206              | 1 |   |
| 13 | Shaft, Blade Roller   | 035215              | 1 |   |
| 14 | Hood, Blade Guide Back Roller                                     | 042848              | 1 |   |
|    | Blade Guide Roller Assembly                                       | 023977              | 1 |   |
| 15 | Wheel, Blade Guide  | 017223              | 1 | ◆ |
| 16 | Spacer, Blade Guide Roller  | 018948              | 2 |   |
| 17 | Bearing, R8-2RS Blade Guide                                       | 015975              | 2 |   |
| 18 | Ring, 1 1/8 IR 3000x112 Retaining                                 | F04254-1            | 1 |   |
| 19 | Screw, 1/2-13x1 1/2 HHC   | F05008-4            | 1 |   |
| 20 | Bolt, Carbide Mounting  | 035216              | 1 |   |
| 21 | Pad, Blade Guide (standard equipment, for use with 1 1/2" blades) | 052309 <sup>1</sup> | 2 |   |
|    | Pad, Blade Guide (optional equipment, for use with 1 1/4" blades) | 052355 <sup>1</sup> | 2 |   |
|    | Block, Blade Guide Zinc-plated                                    | 093430-1            | 2 |   |
| 22 | Bolt, #10-32 x 3/8" Hex Head Stainless Steel                      | F05004-171          | 1 |   |
| 23 | Washer, #10 Brass   | 042867              | 1 |   |
| 24 | Bolt, #10-32 x 1 3/4" Hex Head Stainless Steel                    | F05004-178          | 1 |   |
| 25 | Block, Lower Carbide Idle Side                                    | 035213              | 1 |   |
| 26 | Screw, 5/16-18 x 1 3/4" Hex Socket Head Cap                       | F05006-65           | 2 |   |
| 27 | Block, Blade Guide Alignment                                      | 035799              | 1 |   |
| 28 | Screw, #10-32 x 5/8" Hex Head                                     | F05004-152          | 1 |   |
| 29 | Fitting, 1/8 NPT Socket Pipe Plug                                 | P30127              | 2 |   |
| 30 | Fitting, 1/8MPTx1/4 Tube Elbow Swivel                             | P09736              | 1 |   |
| 31 | Nozzle, Blade Lube Spray  | 033479              | 2 |   |
| 32 | <b>BOLT, 3/8-16 X 1 1/2" HEX HEAD FULL THREAD</b>                 | F05007-17           | 1 |   |
| 33 | <b>NUT, 3/8-16 JAM</b>  | F05010-29           | 1 |   |
| 34 | <b>WASHER, 5/16" SAE FLAT</b>                                     | F05011-17           | 2 |   |
| 35 | <b>BOLT, 5/16-18 X 1 1/2" HEX HEAD</b>                            | F05008-96           | 2 |   |
| 36 | <b>BOLT, BLADE GUIDE VERTICAL ADJUSTER</b>                        | 035656              | 1 |   |

<sup>1</sup> 052309 blocks for use with 1 1/2" blades provided as standard equipment. 052355 blocks available for optional use with 1 1/4" blades.

### 2.3 Blade Guide Assembly, Drive Side



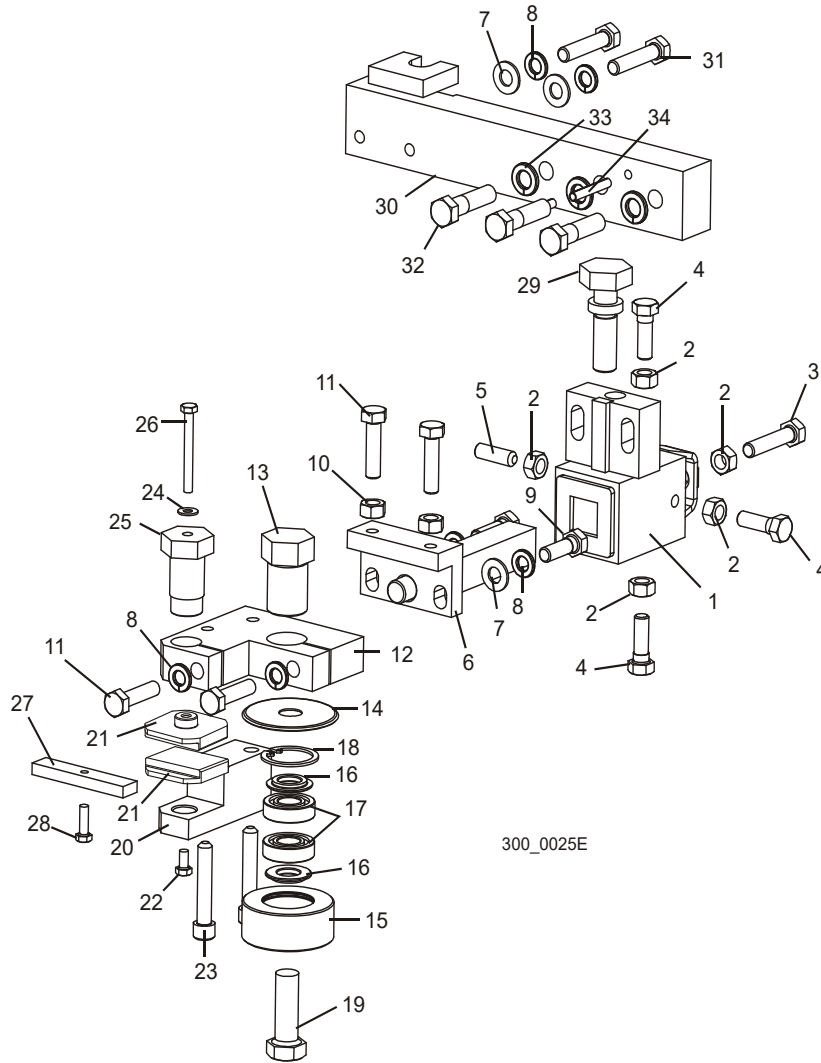
| REF. | DESCRIPTION (◆ Indicates Parts Available In Assemblies Only)                | PART #    | QTY |
|------|---|-----------|-----|
|      | <b>COMPLETE BLADE GUIDE W/ROLLER - DRIVE SIDE (FOR USE W/1 1/2" BLADES)</b> | 092998    | 1   |
| 1    | Block, Blade Guide Mount Zinc-plated  | 090944-1  | 1   |
| 2    | Block, Lower Pad Mount Zinc-plated  | 090946-1  | 1   |
| 3    | Block, Blade Guide Zinc-plated  | 093430-1  | 2   |
|      | Roller, Blade Guide W/Bearing, Extended                                     | 092939    | 1   |
| 4    | Roller, Blade Guide Extended  | 087890    | 1   |
| 5    | Bearing, 6001 2RSR NACHI  | 087893    | 2   |
| 6    | Ring, W28 Inside Retaining  | F81090-9  | 2   |
| 7    | Washer, Blade Guide Roller Spacer Zinc-plated                               | 087891-1  | 1   |
|      | Washer, Blade Guide Roller Spacer Zinc-plated                               | 087892-1  | 1   |
| 8    | Bolt, 12/M10x30 12.9 ISO 7379 Shoulder                                      | F81003-70 | 1   |
|      | Bolt, 12/M10x35 12.9 ISO 7379 Shoulder                                      | F81003-48 | 1   |
| 9    | Bolt, Upper Pad Adjustment  | 089515    | 1   |
| 10   | Screw, M5x45 DIN912 A2-70 Hex Socket Head Cap Stainless Steel               | F81000-24 | 1   |

**2****Blade Guide Assemblies & Blade Guide Arm***Blade Guide Assembly, Drive Side*

---

|           |   |           |   |  |
|-----------|---|-----------|---|--|
| <b>11</b> | Bolt, M8x30 DIN933 A2-70 Stainless Steel                      | F81002-27 | 2 |  |
| <b>12</b> | Washer, 8.2 Split Lock Zinc                                   | F81054-4  | 2 |  |
| <b>13</b> | Screw, M8x40-8.8 Hex Socket Head Cap Zinc                     | F81002-29 | 2 |  |
| <b>14</b> | Screw, Lower Pad Adjustment Zinc-plated                       | 516191-1  | 1 |  |
| <b>15</b> | Screw, M5x10 DIN912 A2-70 Hex Socket Head Cap Stainless Steel | F81000-23 | 1 |  |
| <b>16</b> | Pivot Weldment, Blade Guide Zinc-plated                       | 089509-1  | 1 |  |
| <b>17</b> | Bolt, M8x25 DIN933 A2-70 Stainless Steel                      | F81002-26 | 2 |  |
| <b>18</b> | Washer, 8.4 Flat Zinc   | F81054-1  | 4 |  |
| <b>19</b> | Bolt, M8x40 DIN933 A2-70 Stainless Steel                      | F81002-28 | 2 |  |
| <b>20</b> | Nut, M8 DIN934 A2-70 Stainless Steel                          | F81032-7  | 2 |  |

## 2.4 Blade Guide Assembly - Drive Side (Optional)



| REF. | DESCRIPTION (◆ Indicates Parts Available In Assemblies Only) | PART #     | QTY |   |
|------|--|------------|-----|---|
|      | <b>BLOCK GUIDE ASSEMBLY, DRIVE SIDE</b>                      | 035201     | 1   |   |
|      | Block Assembly, Drive Side Guide                             | 036100     | 1   |   |
| 1    | Block Weldment, Guide Mounting                               | 035219     | 1   | ◆ |
| 2    | Nut, 5/16-18 Hex   | F05010-17  | 5   |   |
| 3    | Bolt, 5/16-18 x 1 1/2" Hex Head Full Thread Stainless Steel  | F05006-119 | 1   |   |
| 4    | Bolt, 5/16-18 x 1" Hex Head Stainless Steel                  | F05006-88  | 3   |   |
| 5    | Screw, 5/16-18 x 1" Stainless Steel Set Flat Point           | F05006-122 | 1   |   |
| 6    | Pivot Weldment, Block Guide                                  | 035209     | 1   |   |
| 7    | Washer, 5/16" SAE Flat                                       | F05011-17  | 2   |   |
| 8    | Washer, 5/16" Split Lock                                     | F05011-13  | 4   |   |

# 2

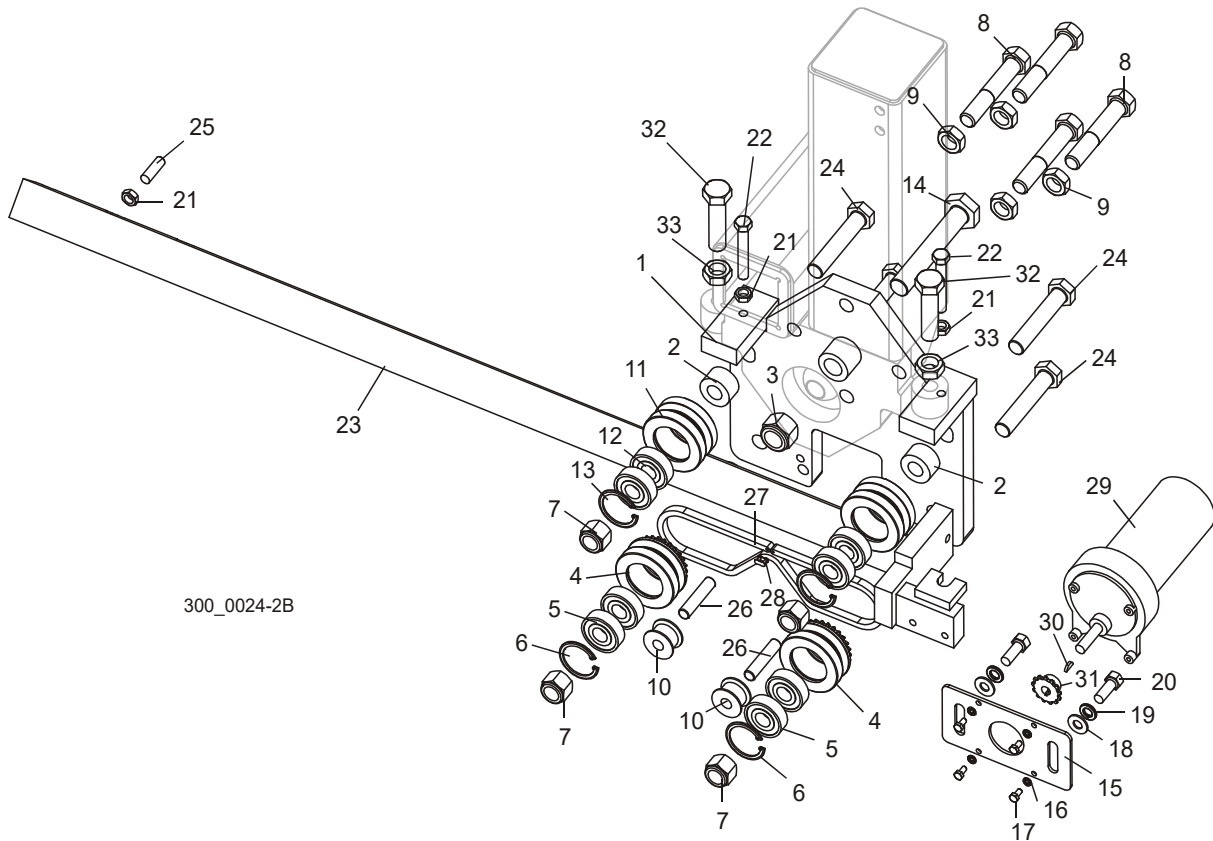
## Blade Guide Assemblies & Blade Guide Arm

### Blade Guide Assembly - Drive Side (Optional)

|    |  |                     |   |   |
|----|--|---------------------|---|---|
| 9  | Bolt, 5/16-18 x 1" Hex Head Stainless Steel                        | F05006-88           | 2 |   |
| 10 | Nut, 5/16-18 Hex   | F05010-17           | 2 |   |
| 11 | Bolt, 5/16-18 x 1 1/4" Hex Head Stainless Steel                    | F05006-118          | 4 |   |
| 12 | Block, Top Blade Guide Plated                                      | 035207              | 1 |   |
| 13 | Shaft, Blade Roller  | 035215              | 1 |   |
| 14 | Hood, Blade Guide Back Roller                                      | 042848              | 1 |   |
|    | Blade Guide Roller Assembly  | 023977              | 1 |   |
| 15 | Wheel, Blade Guide   | 017223              | 1 | ◆ |
| 16 | Spacer, Blade Guide Roller   | 018948              | 2 |   |
| 17 | Bearing, R8-2RS Blade Guide  | 015975              | 2 |   |
| 18 | Ring, 1 1/8" IR 3000x112 Retaining                                 | F04254-1            | 1 |   |
| 19 | Screw, 1/2-13 x 1 1/2"   | F05008-4            | 1 |   |
| 20 | Block, Lower Carbide Drive Side                                    | 035214              | 1 |   |
| 21 | Pad, Blade Guide (standard equipment, for use with 1 1/2" blades)  | 052309 <sup>1</sup> | 2 |   |
|    | Pad, Blade Guide (optional equipment, for use with 1 1/4" blades)  | 052355 <sup>3</sup> | 2 |   |
|    | Pad, Blade Guide Zinc-plated                                       | 093430-1            | 2 |   |
| 22 | Bolt, #10-32 x 3/8" Hex Head Stainless Steel                       | F05004-171          | 1 |   |
| 23 | Screw, 5/16-18 x 1 3/4" Socket Head Cap                            | F05006-65           | 2 |   |
| 24 | Washer, #10 Brass  | 042867              | 1 |   |
| 25 | Bolt, Carbide Mounting   | 035216              | 1 |   |
| 26 | Bolt, #10-32 x 1 3/4" Hex Head Stainless Steel                     | F05004-178          | 1 |   |
| 27 | Block, Blade Guide Alignment                                       | 035799              | 1 |   |
| 28 | Bolt, #10-32 x 5/8" Hex Head                                       | F05004-152          | 1 |   |
| 29 | <b>BOLT, BLADE GUIDE VERTICAL ADJUSTER</b>                         | 035656              | 1 |   |
| 30 | <b>ARM WELDMENT, BLADE GUIDE MOUNTING (DRIVE SIDE)</b>             | 035658              | 1 |   |
| 31 | <b>WASHER, 5/16" SAE FLAT</b>                                      | F05011-17           | 2 |   |
| 32 | <b>WASHER, 5/16" SPLIT LOCK</b>                                    | F05011-13           | 2 |   |
| 33 | <b>BOLT, 5/16-18 X 1 1/2" HEX HEAD FULL THREAD STAINLESS STEEL</b> | F05006-119          | 2 |   |
| 34 | <b>BOLT, 3/8-16 X 1 1/2" HEX HEAD GRADE 5</b>                      | F05007-78           | 3 |   |
| 35 | <b>WASHER, 3/8" SPLIT LOCK</b>                                     | F05011-4            | 3 |   |
| 36 | <b>PIN, 3/16" X 1 1/4" ROLL</b>                                    | F05012-16           | 2 |   |

<sup>1</sup> 052309 blocks for use with 1 1/2" blades provided as standard equipment. 052355 blocks available for optional use with 1 1/4" blades.

## 2.5 Blade Guide Arm



| REF | DESCRIPTION (◆ Indicates Parts Available In Assemblies Only) | PART #     | QTY. |   |
|-----|--|------------|------|---|
|     | <b>PLATE ASSEMBLY, BLADE GUIDE ARM</b>                       | 042540     | 1    |   |
|     | Blade Guide Parts ( <a href="#">See Section 2.2</a> )        |            |      |   |
| 1   | Plate Weldment, Blade Guide Arm                              | 042539     | 1    |   |
| 2   | Spacer, .625" x .717" x 1 1/4"                               | 042531     | 4    |   |
| 3   | Nut, 3/4-16 Hex Nylon Lock                                   | F05010-157 | 1    |   |
|     | Roller Assembly, Blade Guide Arm Drive                       | 042542     | 2    |   |
| 4   | Roller, Blade Guide Arm W/Sprocket                           | 042541     | 1    | ◆ |
| 5   | Bearing, 5/8" x 1.5748" x .4724"                             | P06030-1   | 2    |   |
| 6   | Ring, 1.575" ID Beveled 5002-156 Retaining                   | F04254-8   | 1    |   |
| 7   | Nut, 5/8-18 Hex Nylon Lock                                   | F05010-71  | 4    |   |
| 8   | Bolt, 5/8-16 x 3 1/2" Hex Head Full Thread                   | F05009-16  | 4    |   |
| 9   | Nut, 5/8-18 Hex Jam  | F05010-11  | 4    |   |
| 10  | Roller, Chain Idler  | S09999     | 2    |   |
|     | Roller Assembly, Blade Guide Arm Idle                        | 042543     | 2    |   |
| 11  | Roller, 2 1/2" V-Groove                                      | 042536     | 1    | ◆ |
| 12  | Bearing, 5/8" x 1.5748" x .4724"                             | P06030-1   | 2    |   |

## 2 Blade Guide Rollers & Arm

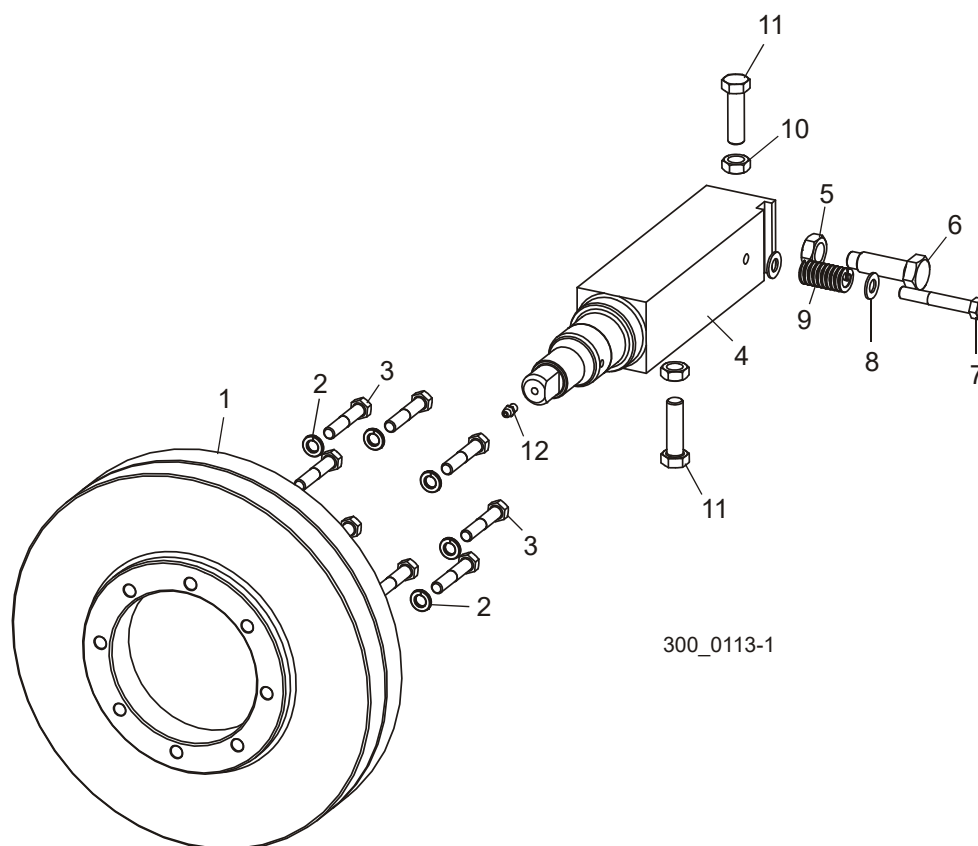
### Blade Guide Arm

|    |  |            |   |  |
|----|--|------------|---|--|
| 13 | Ring, 1.575" ID Beveled 5002-156 Retaining         | F04254-8   | 1 |  |
| 14 | Bolt, 3/4-16 x 4 1/2" Hex Head Grade 8             | F05009-97  | 1 |  |
| 15 | Plate, Blade Guide Arm Motor Mount                 | 042519     | 1 |  |
| 16 | Washer, #10 Split Lock                             | F05011-20  | 4 |  |
| 17 | Screw, #10-32 x 1/2" Hex Head Machine              | F05004-60  | 4 |  |
| 18 | Washer, 3/8" SAE Flat                              | F05011-3   | 2 |  |
| 19 | Washer, 3/8" Split Lock                            | F05011-4   | 2 |  |
| 20 | Bolt, 3/8-16 x 1" Hex Head                         | F05007-7   | 2 |  |
| 21 | Nut, 3/8-16 Hex Jam                                | F05010-29  | 3 |  |
| 22 | Bolt, 3/8-16 x 2 1/2" Hex Head Full Thread Grade 2 | F05007-157 | 2 |  |
| 23 | Arm Weldment, Blade Guide                          | 023962     | 1 |  |
| 24 | Bolt, 5/8-18 x 3 1/4" Hex Head Grade 5             | F05009-98  | 4 |  |
| 25 | Screw, 3/8-16 x 1 1/4" Socket Head Oval Point Set  | F05007-18  | 1 |  |
| 26 | Pin, 7/16" x 2" Dowel                              | F05012-110 | 2 |  |
| 27 | Chain, #25 x 92 Pitch                              | 042443     | 1 |  |
| 28 | Link, #25 Master                                   | P09983     | 1 |  |
| 29 | Motor Assembly, 24V 60RPM Gear                     | 035659     | 1 |  |
|    | Motor, 24V 1/15HP Gear                             | 033119     | 1 |  |
|    | Shaft, Blade Guide Arm Gear Motor                  | 036514     | 1 |  |
|    | Gear Kit, Blade Guide Arm Gear Motor               | 036515     | 1 |  |
| 30 | Key, #304 Woodruff                                 | 036203     | 1 |  |
| 31 | Sprocket, 25B13x 3/8" w/Set Screw                  | 033120     | 1 |  |
| 32 | Bolt, 5/8-18 x 2 1/2" Hex Head Full Thread Grade 5 | F05009-99  | 2 |  |
| 33 | Nut, 5/8-18 Hex Jam                                | F05010-11  | 2 |  |



## SECTION 3 BLADE WHEELS & TENSIONER

### 3.1 Blade Wheel Shaft Assembly - Drive Side

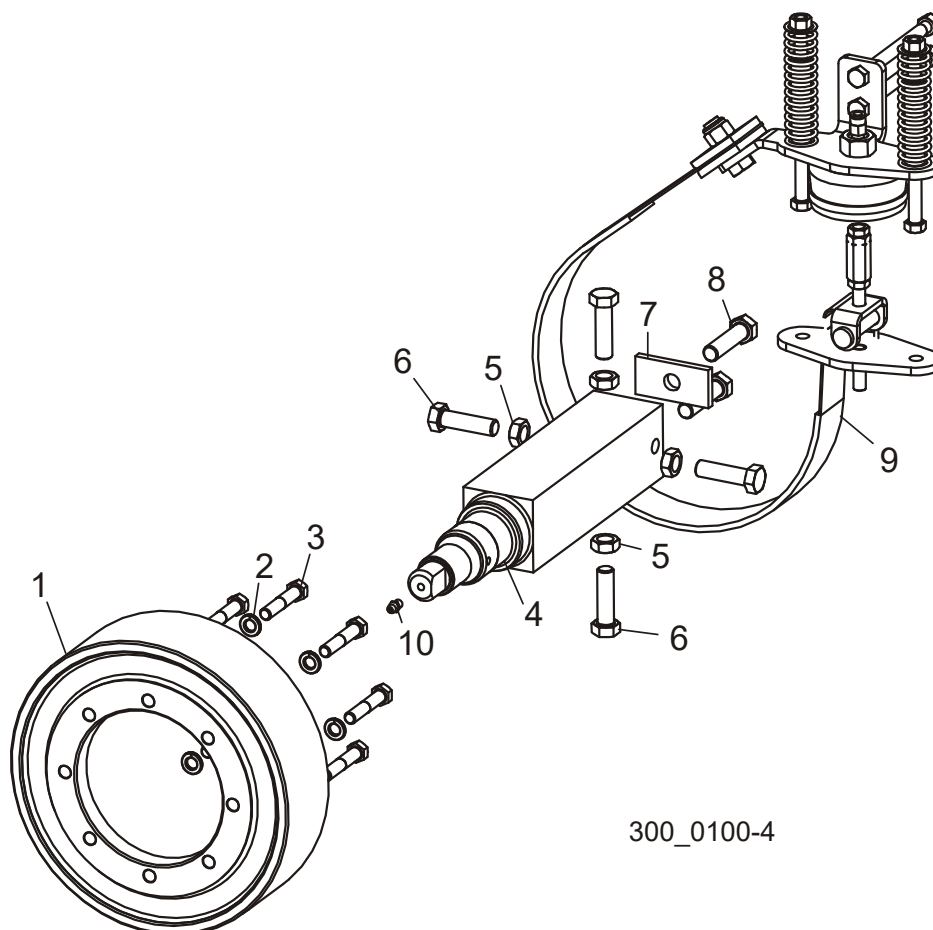


| REF. | DESCRIPTION (◆ Indicates Parts Available In Assemblies Only) | PART #     | QTY |
|------|--|------------|-----|
| 1    | SHEAVE, EAGLE PD DRIVEN                                      | 046897     | 1   |
| 2    | WASHER, 3/8" SPLIT LOCK                                      | F05011-4   | 8   |
| 3    | BOLT, 3/8-16 X 2" HEX HEAD GRADE 5                           | F05007-124 | 8   |
| 4    | SHAFT, DRIVE SPINDLE   | 017824     | 1   |
| 5    | BOLT, DRIVE WHEEL RETAINING                                  | 034360     | 1   |
| 6    | NUT, 5/8-18 HEX  | F05010-11  | 1   |
| 7    | BOLT, 3/8-16 X 2 1/2" HEX HEAD                               | F05007-47  | 1   |
| 8    | WASHER, 3/8" SAE FLAT  | F05011-3   | 2   |
| 9    | SPRING, 3/4 O.D.X 1 1/2 DIE                                  | 034430     | 1   |
| 10   | BOLT, 1/2-20 X 1 3/4" HEX HEAD FULL THREAD                   | F05008-127 | 2   |
| 11   | NUT, 1/2-20 HEX  | F05010-16  | 2   |
| 12   | FITTING, 1/4-28 GREASE                                       | P05060     | 1   |

### 3 Blade Wheels & Tensioner

Idle-Side Blade Wheel Shaft/Brake Drum

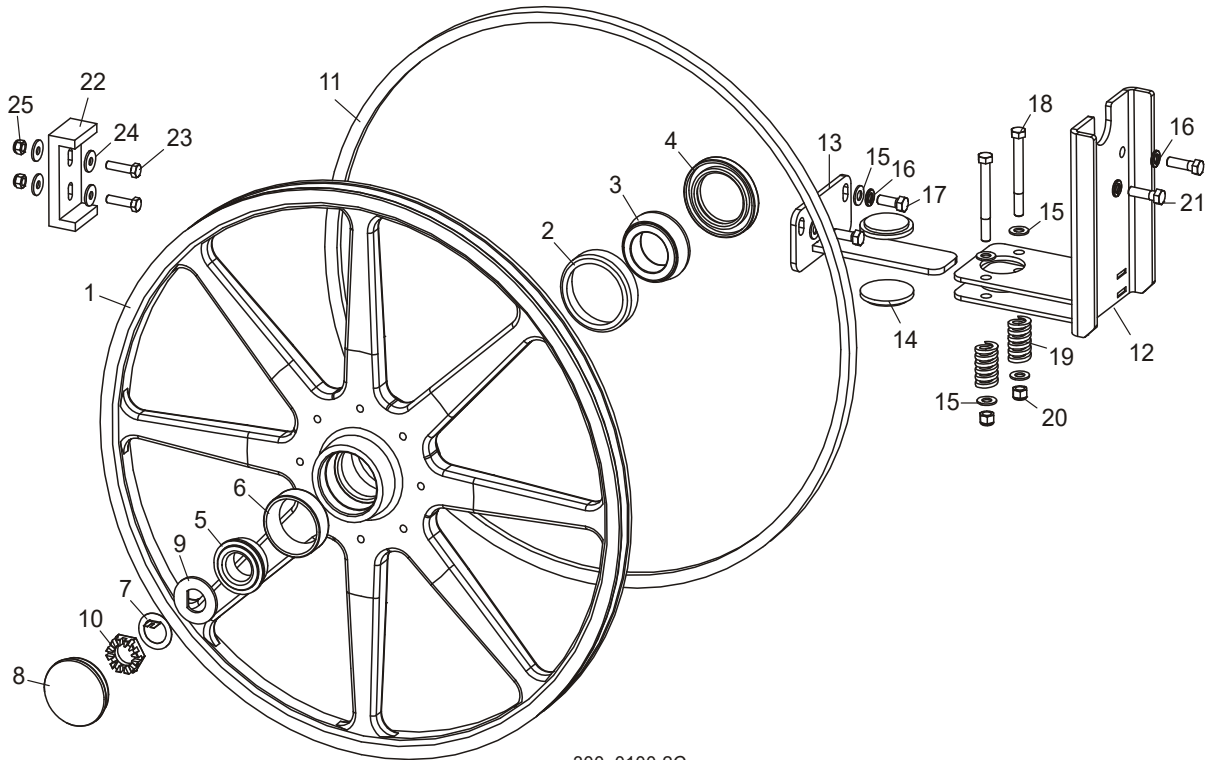
#### 3.2 Idle-Side Blade Wheel Shaft/Brake Drum



300\_0100-4

| REF. | DESCRIPTION (◆ Indicates Parts Available In Assemblies Only) | PART #     | QTY |
|------|--|------------|-----|
| 1    | DRUM, BRAKE  | 045004     | 1   |
| 2    | WASHER, 3/8" SPLIT LOCK                                      | F05011-4   | 8   |
| 3    | BOLT, 3/8-16 X 2" HEX HEAD GRADE 5                           | F05007-124 | 8   |
| 4    | SHAFT, SPINDLE   | 033244     | 1   |
| 5    | NUT, 1/2-20 HEX  | F05010-16  | 4   |
| 6    | BOLT, 1/2-20 X 1 3/4" HEX HEAD FULL THREAD                   | F05008-127 | 4   |
| 7    | WASHER PLATE, IDLE SPINDLE                                   | 042548     | 1   |
| 8    | BOLT, 1/2-20 X 2" HEX HEAD FULL THREAD ZINC                  | F05008-126 | 2   |
| 9    | BLADE BRAKE PARTS ( <a href="#">See Section 3.7</a> )        |            |     |
| 10   | FITTING, 1/4-28 GREASE                                       | P05060     | 1   |

### 3.3 Belted Blade Wheel Kit (Standard)



300\_0100-2C

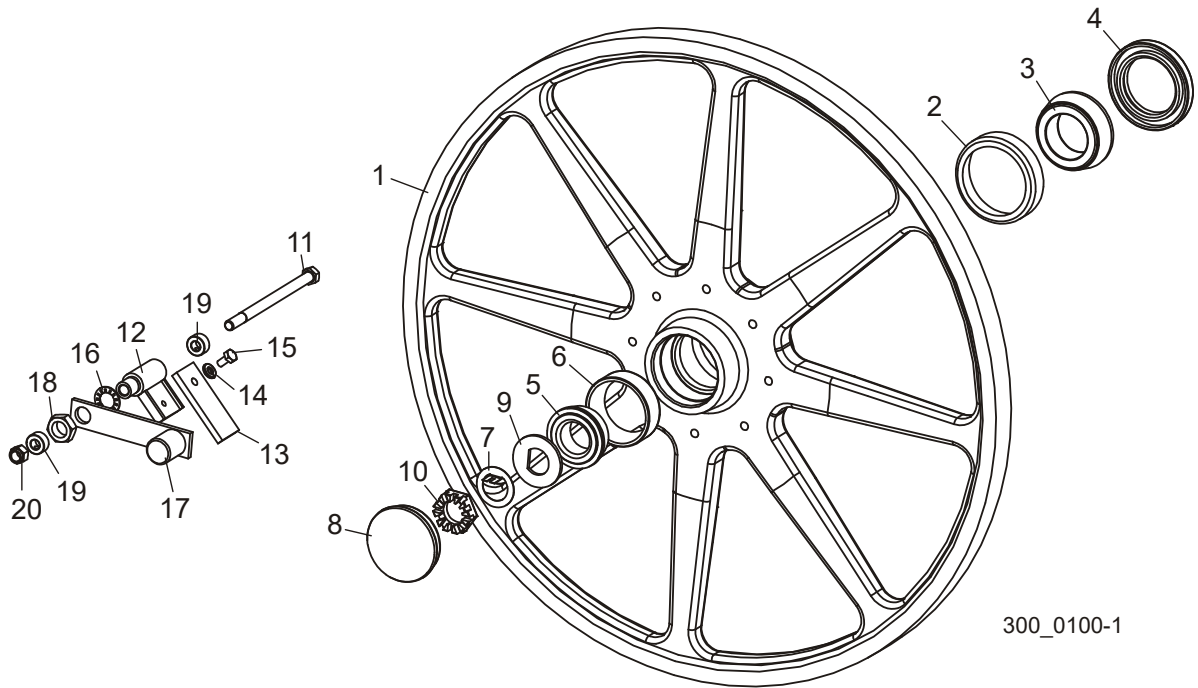
| REF. | DESCRIPTION (◆ Indicates Parts Available In Assemblies Only) | PART #              | QTY |   |
|------|--|---------------------|-----|---|
|      | <b>WHEEL KIT, BELTED</b>                                     | 036704 <sup>1</sup> | 1   |   |
|      | Wheel Assembly, Blade - Belted                               | 036632              | 2   |   |
| 1    | Wheel, 25" Blade - Belted                                    | 036619              | 1   | ◆ |
| 2    | Bearing, Inner   | 045208              | 1   |   |
| 3    | Race, Inner Bearing  | 045209              | 1   |   |
| 4    | Seal, Blade Wheel  | 045212              | 1   |   |
| 5    | Bearing, Outer   | 045210              | 1   |   |
| 6    | Race, Outer Bearing  | 045211              | 1   |   |
| 7    | Washer, Dexter #5-101 Tang                                   | P22686              | 1   |   |
| 8    | Cap, 8 Lug Hub Dust  | 033238              | 1   |   |
| 9    | Washer, Spindle D  | 045214              | 1   |   |
| 10   | Nut, Spindle   | 045216              | 1   |   |
| 11   | Belt, B75.5  | 035953-1            | 1   |   |
|      | Dampener, Motor Vibration                                    | 036840              | 1   |   |
| 12   | Dampener Weldment, Pad Mount                                 | 036838              | 1   |   |
| 13   | Dampener Weldment, Tab                                       | 036839              | 1   |   |
| 14   | Pad, Anti-Vibration  | 036833              | 2   |   |
| 15   | Washer, 3/8" SAE Flat  | F05011-3            | 6   |   |

**3****Blade Wheels & Tensioner**  
*Belted Blade Wheel Kit (Standard)*

|    |   |            |   |  |
|----|---|------------|---|--|
| 16 | Washer, 3/8" Split Lock                         | F05011-4   | 4 |  |
| 17 | Bolt, 3/8-16 x 1" Hex Head Grade 5              | F05007-87  | 2 |  |
| 18 | Bolt, 3/8-16 x 3 1/2" Hex Head Grade 5          | F05004-123 | 2 |  |
| 19 | Spring, Die 1ODx1/2IDx1 3/4 Heavy               | 036849     | 2 |  |
| 20 | Nut, 3/8-16 Hex Nylon Lock                      | F05010-10  | 2 |  |
| 21 | Bolt, 3/8-16 x 1 1/4" Hex Head Grade 5          | F05007-123 | 2 |  |
|    | Kit, Blade Support                              | 038493     | 1 |  |
| 22 | Channel, Blade Support                          | 038491     | 1 |  |
| 23 | Bolt, 5/16-18 x 1 1/4" Hex Head Stainless Steel | F05006-118 | 2 |  |
| 24 | Washer, 5/16" Flat                              | F05011-16  | 4 |  |
| 25 | Nut, 5/16-18 Hex Nylon Lock                     | F05010-58  | 2 |  |

<sup>1</sup> Belted blade wheels and block/roller blade guides provided standard on WM3000 Rev. A8.00 [See Section 3.4](#) or optional crowned blade wheels used with blade guides w/support roller.

### 3.4 Crowned Blade Wheel Kit (Optional)



300\_0100-1

| REF.      | DESCRIPTION (◆ Indicates Parts Available In Assemblies Only)          | PART #                | QTY |
|-----------|---|-----------------------|-----|
|           | <b>WHEEL KIT, CROWNED, 300/WM3000/3500/4000 (TWO COMPLETE WHEELS)</b> | 036703 <sup>1</sup>   | 1   |
|           | Wheel Assembly, Blade - Crowned                                       | 017814 <sup>2</sup>   | 2   |
|           | Wheel Assembly, Blade - Recrowned                                     | 017814-R <sup>3</sup> | 1   |
| <b>1</b>  | Wheel, 25 Cast Blade  | 045000                | 1 ◆ |
|           | Wheel, 25 Cast Blade - Recrowned                                      | 045000-R <sup>3</sup> | 1 ◆ |
| <b>2</b>  | Bearing, Inner  | 045208                | 1   |
| <b>3</b>  | Race, Inner Bearing   | 045209                | 1   |
| <b>4</b>  | Seal, Blade Wheel   | 045212                | 1   |
| <b>5</b>  | Bearing, Outer  | 045210                | 1   |
| <b>6</b>  | Race, Outer Bearing   | 045211                | 1   |
| <b>7</b>  | Washer, Dexter #5-101 Tang  | P22686                | 1   |
| <b>8</b>  | Cap, 8 Lug Hub Dust   | 033238                | 1   |
| <b>9</b>  | Washer, Spindle D   | 045214                | 1   |
| <b>10</b> | Nut, Spindle  | 045216                | 1   |
| <b>11</b> | Bolt, 3/8-16 x 6" Hex Head  | F05007-45             | 2   |
|           | Scraper Assembly, Drive Wheel   | 042247                | 2   |
| <b>12</b> | Weldment, Wheel Scraper Pivot   | 042240                | 1   |
| <b>13</b> | Scraper, Brass  | 042245                | 1   |
| <b>14</b> | Washer, 1/4" Split Lock   | F05011-14             | 1   |
| <b>15</b> | Bolt, 1/4-20 x 1/2" Hex Head  | F05005-15             | 1   |

## **3** Blade Wheels & Tensioner

### *Crowned Blade Wheel Kit (Optional)*

---

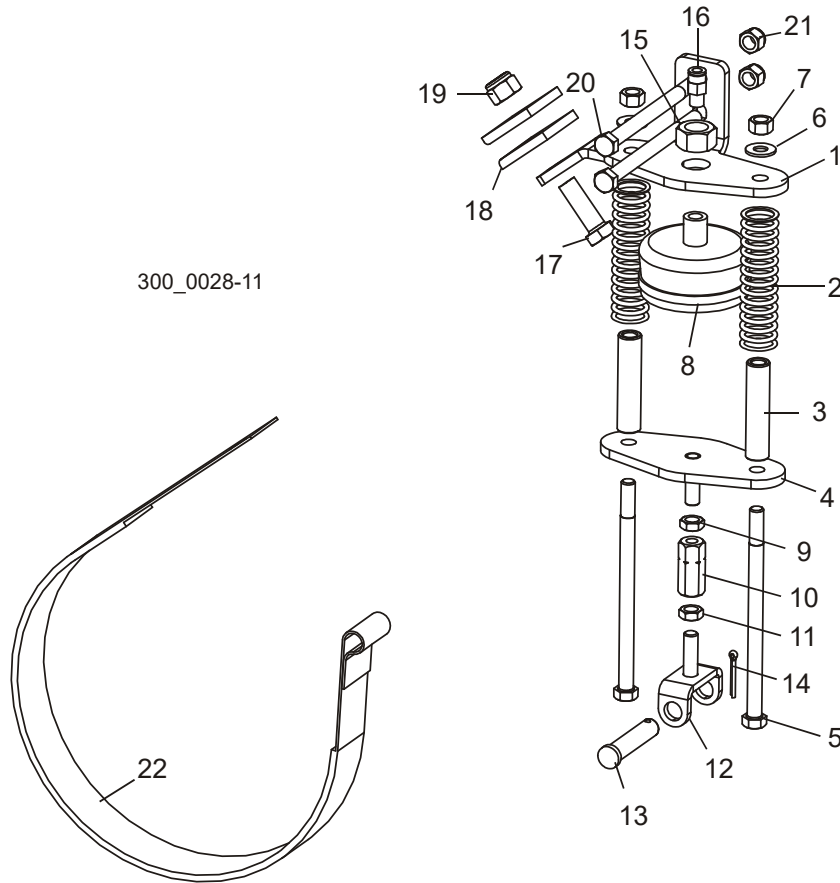
|           |                            |           |   |  |
|-----------|----------------------------|-----------|---|--|
| <b>16</b> | Washer, 5/8 Star IT        | F05011-25 | 1 |  |
| <b>17</b> | Weldment, Scraper Weight   | 042248    | 1 |  |
| <b>18</b> | Nut, 5/8-11 Jam            | F05010-82 | 1 |  |
| <b>19</b> | Collar, 3/8 ID Shaft       | 042249    | 4 |  |
| <b>20</b> | Nut, 3/8-16 Hex Nylon Lock | F05010-10 | 2 |  |

<sup>1</sup> Belted blade wheels and block/roller blade guides provided standard on WM3000 Rev. A8.00 ([See Section 3.3](#) for standard belted blade wheels used with block/roller blade guides).

<sup>2</sup> Dust Cap 033238, D Washer 045214 and Spindle Nut 045216 added to assembly 017814 (11/04).

<sup>3</sup> Blade wheels may be recrowned at the factory for extended service life.

### 3.5 Brake Actuator Assembly



| REF. | DESCRIPTION (◆ Indicates Parts Available In Assemblies Only) | PART #        | QTY      |
|------|--|---------------|----------|
|      | <b>ACTUATOR ASSEMBLY, WM3000 BRAKE</b>                       | <b>033170</b> | <b>1</b> |
| 1    | Plate, Brake Top   | 033166        | 1        |
| 2    | Spring, Brake  | 033171        | 2        |
| 3    | Spacer, Spring Travel  | 033169        | 2        |
| 4    | Weldment, Bottom Brake Plate                                 | 033172        | 1        |
| 5    | Screw, 3/8-16x6 Hex Head Cap                                 | F05007-45     | 2        |
| 6    | Washer, 3/8" SAE Flat  | F05011-3      | 2        |
| 7    | Nut, 3/8-16 Swaged Lock                                      | F05010-25     | 2        |
| 8    | Bag, Air Brake   | 033168        | 1        |
| 9    | Nut, 3/8-24 LH Jam   | F05010-166    | 1        |
| 10   | Adjuster, Brake Link   | 033174        | 1        |
| 11   | Nut, 3/8-24 Hex  | F05010-22     | 1        |
| 12   | Weldment, Brake Link   | 033175        | 1        |
| 13   | Pin, 1/2x2 1/4 Clevis  | F05012-81     | 1        |
| 14   | Pin, 1/8x1 Cotter  | F05012-1      | 1        |
| 15   | Nut, 5/8-11 Hex  | F05010-5      | 1        |

### **3** Blade Wheels & Tensioner

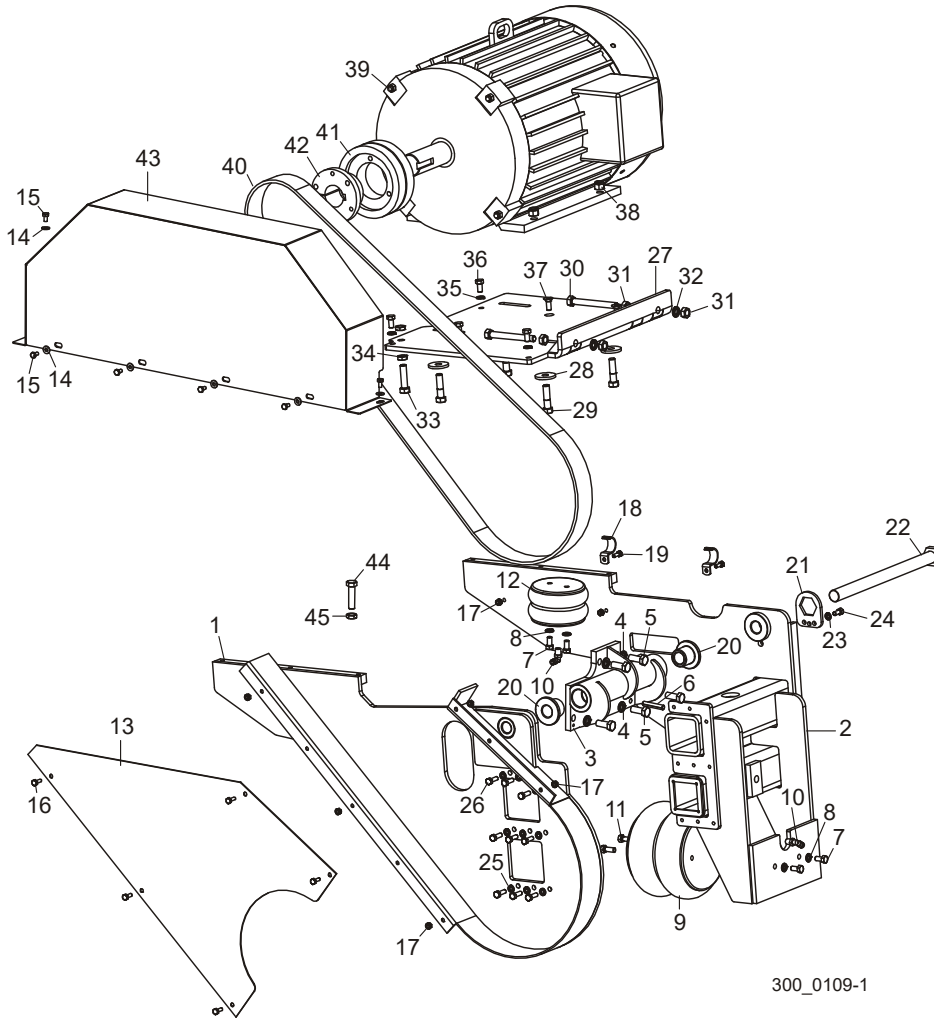
*Brake Actuator Assembly*

---

|           |                                    |                  |   |  |
|-----------|------------------------------------|------------------|---|--|
| <b>16</b> | Fitting, 1/8NPTx1/4 Tube Straight  | <b>P03078</b>    | 1 |  |
| <b>17</b> | Screw, 1/2-13x1 1/2 Hex Head Cap   | <b>F05008-4</b>  | 1 |  |
| <b>18</b> | Plate, 1/4x1 3/4x1 3/4 Brake Strap | <b>S04195</b>    | 2 |  |
| <b>19</b> | Nut, 1/2-13 Hex Nylon Lock         | <b>F05010-8</b>  | 1 |  |
| <b>20</b> | Bolt, 3/8-16x5 Hex Head            | <b>F05007-5</b>  | 2 |  |
| <b>21</b> | Nut, 3/8-16 Hex Nylon Lock         | <b>F05010-10</b> | 2 |  |
| <b>22</b> | Band, 9 1/2 Dia. Brake             | <b>033178</b>    | 1 |  |



### 3.6 Blade Motor Drive Assembly



| REF | DESCRIPTION (◆ Indicates Parts Available In Assemblies Only) | PART #    | QTY. |
|-----|--|-----------|------|
| 1   | BRACKET WELDMENT, FRONT MOTOR MOUNT                          | 033211    | 1    |
| 2   | BRACKET WELDMENT, REAR MOTOR MOUNT                           | 033216    | 1    |
| 3   | PIVOT WELDMENT, MOTOR MOUNT                                  | 033206    | 1    |
| 4   | WASHER, 1/2" SPLIT LOCK                                      | F05011-9  | 5    |
| 5   | BOLT, 1/2-13 X 1 1/4" HEX HEAD GRADE 5                       | F05008-37 | 5    |
| 6   | PIN, 3/8" X 2" ROLL  | F05012-42 | 2    |
| 7   | BOLT, 3/8-16 X 3/4" HEX HEAD GRADE 2                         | F05007-27 | 4    |
| 8   | WASHER, 3/8" SPLIT LOCK                                      | F050011-4 | 4    |
| 9   | BAG, TENSIONER AIR   | 033229    | 1    |
| 10  | FITTING, 1/4" NPT X 1/4" AIR 90 ELBOW                        | P21519    | 2    |
| 11  | BOLT, 3/8-16 X 1" HEX HEAD GRADE 5                           | F05007-87 | 2    |
| 12  | BAG, MOTOR LIFT AIR  | 033231    | 1    |

# 3

## Blade Wheels & Tensioner

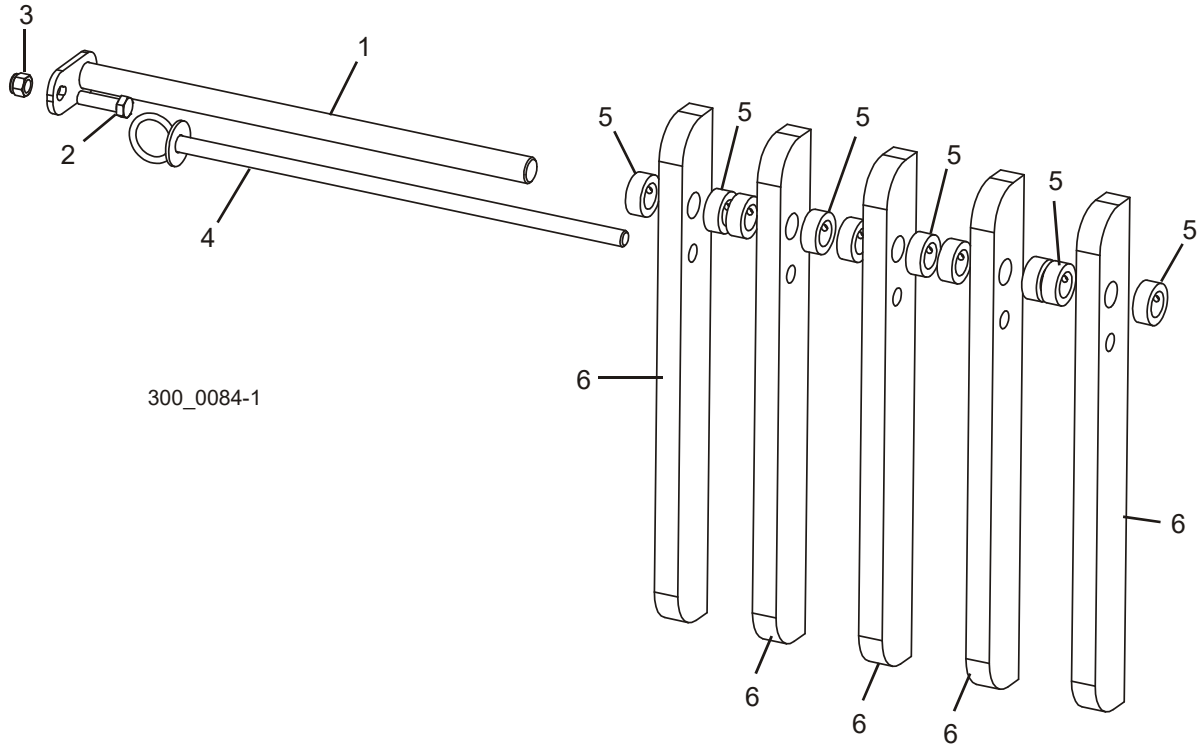
### Blade Motor Drive Assembly

|    |   |                     |   |  |
|----|---|---------------------|---|--|
| 13 | <b>COVER, BELT</b>                                  | 036662              | 1 |  |
| 14 | <b>BOLT, 1/4-20 X 1/2" HEX HEAD</b>                 | F05005-15           | 5 |  |
| 15 | <b>WASHER, 1/4" SAE FLAT</b>                        | F05011-11           | 5 |  |
| 16 | <b>BOLT, 1/4-20 X 3/4" HEX HEAD</b>                 | F05005-129          | 5 |  |
| 17 | <b>NUT, 1/4-20 SELF-LOCKING HEX</b>                 | F05010-9            | 7 |  |
| 18 | <b>CLAMP, 1" EMT</b>                                | P05436              | 2 |  |
| 19 | <b>BOLT, 1/4-20 X 3/4" HEX HEAD FULL THREAD</b>     | F05005-1            | 2 |  |
| 20 | <b>BEARING, MOTOR PIVOT</b>                         | 033210              | 2 |  |
| 21 | <b>PLATE, PIVOT BOLT LOCK</b>                       | 033230              | 1 |  |
| 22 | <b>BOLT WELDMENT, MOTOR PIVOT</b>                   | 033225              | 1 |  |
| 23 | <b>WASHER, 5/16" SPLIT LOCK</b>                     | F05011-13           | 1 |  |
| 24 | <b>BOLT, 5/16-18 X 3/4" HEX HEAD</b>                | F05006-5            | 1 |  |
| 25 | <b>WASHER, 5/16" SPLIT LOCK</b>                     | F05011-13           | 9 |  |
| 26 | <b>BOLT, 5/16-18 X 1" HEX HEAD GRADE 5</b>          | F05006-48           | 9 |  |
|    | <b>DRIVE ASSEMBLY, 30HP 480V/60HZ PD</b>            | 036638              |   |  |
|    | <b>DRIVE ASSEMBLY, 30HP 480V/50HZ PD</b>            | 036640 <sup>1</sup> |   |  |
| 27 | Plate Weldment, Motor Mount                         | 042461              | 1 |  |
| 28 | Washer, .52" ID x 1.69" OD                          | 014632              | 4 |  |
| 29 | Bolt, 1/2-13 x 2" Hex Head                          | F05008-76           | 4 |  |
| 30 | Bolt, 1/2-13 x 4 1/2" Hex Head Full Thread          | F05008-16           | 2 |  |
| 31 | Nut, 1/2-13 Hex                                     | F05010-35           | 4 |  |
| 32 | Washer, 1/2" Split Lock                             | F05011-9            | 2 |  |
| 33 | Bolt, 1/2-13 x 2" Hex Head Full Thread              | F05008-8            | 1 |  |
| 34 | Nut, 1/2-13 Hex Jam                                 | F05010-31           | 2 |  |
| 35 | Washer, 3/8" Split Lock                             | F05011-4            | 4 |  |
| 36 | Bolt, 3/8-16 x 3/4" Hex Head Grade 2                | F05007-27           | 4 |  |
| 37 | Bolt, 3/8-16 x 1" Flat Socket Head                  | F05007-64           | 2 |  |
| 38 | Nut, 1/2-13 Hex Nylon Lock                          | F05010-8            | 4 |  |
| 39 | Motor, Sg 180L-4 22 kW                              | 092610              | 1 |  |
| 40 | Belt, Eagle PD G2380                                | 036636              | 1 |  |
| 41 | Pulley, Eagle PD G36SSF                             | 036634              | 1 |  |
|    | Pulley, Eagle PD G45SE (50Hz)                       | 036635              | 1 |  |
|    | Pulley, Motor (V=27,7m/s) WM3000 (OPTIONAL)         | 505313-S            | 1 |  |
| 42 | Bushing, E x 1 7/8" (50Hz)                          | 036709              | 1 |  |
|    | Bushing, Sg180 Motor Assembly (for 505313-S Pulley) | 092644              | 1 |  |
| 43 | Cover Weldment, Belt Guard                          | 036678              | 1 |  |
| 44 | <b>BOLT, 1/2-13 X 2" HEX HEAD FULL THREAD</b>       | F05008-8            | 1 |  |
| 45 | <b>NUT, 1/2-13 HEX JAM</b>                          | F05010-31           | 1 |  |

<sup>1</sup> Alternate drive belt, motor pulley and bushing for 50Hz operation.

## SECTION 4 SAW HEAD

### 4.1 Board Return

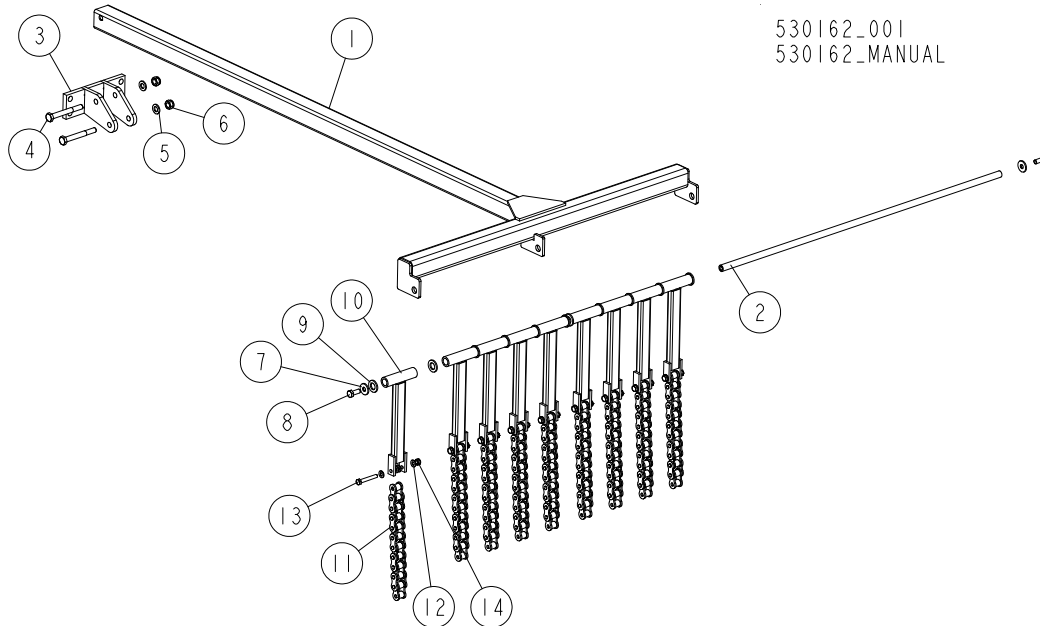


| REF. | DESCRIPTION (◆ Indicates Parts Available In Assemblies Only) | PART #    | QTY |  |
|------|--|-----------|-----|--|
| 1    | PIN, BOARD RETURN PIVOT                                      | 042167    | 1   |  |
| 2    | BOLT, 1/2-13 X 1 3/4" HEX HEAD FULL THREAD GRADE 5           | F05008-88 | 1   |  |
| 3    | NUT, 1/2-13 HEX NYLON LOCK                                   | F05010-8  | 1   |  |
| 4    | PIN WELDMENT, SUPPORT  | 042168    | 1   |  |
| 5    | COLLAR, 1" LOCK  | 038090    | 2   |  |
| 6    | ARM WELDMENT, BOARD RETURN - LEFT                            | 003659    | 2   |  |
| 7    | ARM WELDMENT, BOARD RETURN - RIGHT                           | 003660    | 2   |  |
| 8    | ARM WELDMENT, BOARD RETURN - MIDDLE                          | 003661    | 1   |  |
| 9    | FITTING, 1/4-28 GREASE                                       | P05060    | 5   |  |

# 4 Saw Head

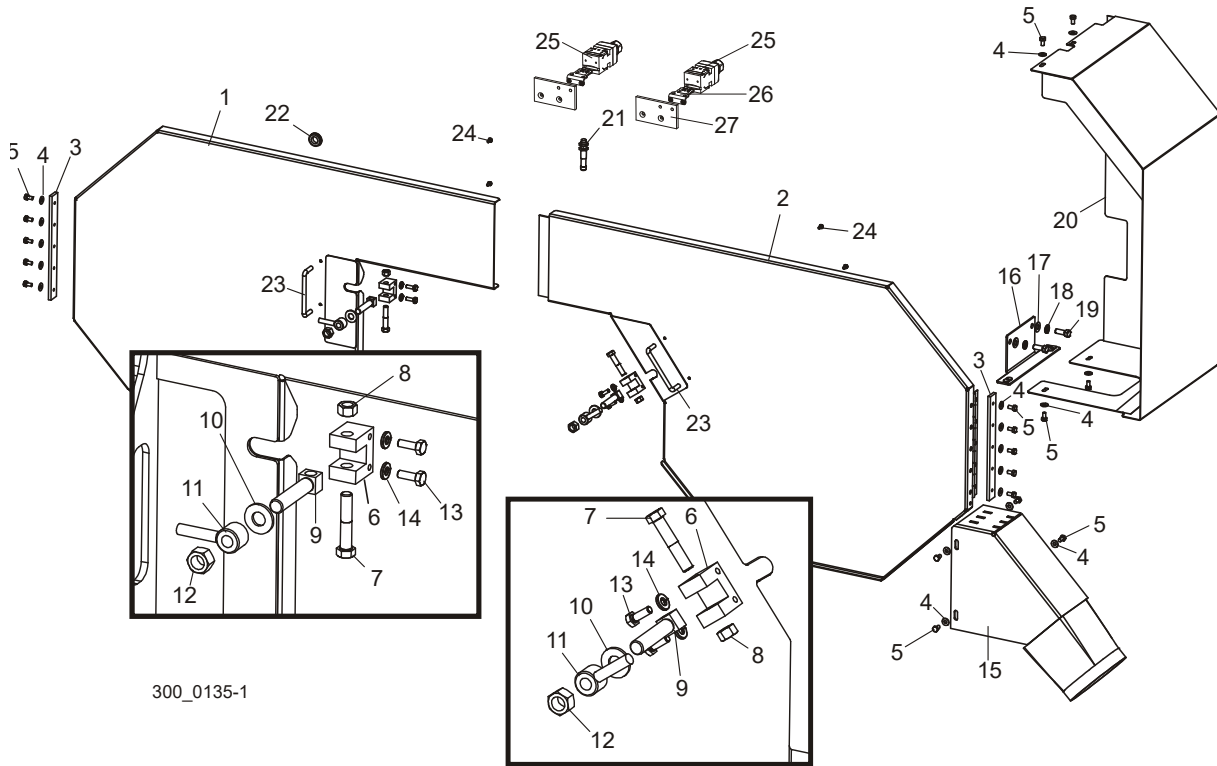
## Board Return Guide

### 4.2 Board Return Guide



| REF. | DESCRIPTION (* indicates parts available in assemblies only) | PART NO.  | QTY |
|------|--|-----------|-----|
| -    | <b>GUIDE ASSEMBLY, BOARD RETURN</b>                          | 530162    | 1   |
| 1    | GUIDE WELDMENT, BOARD RETURN                                 | 530163-1  | 1   |
| 2    | ROD, BOARD RETURN GUIDE                                      | 519372-1  | 1   |
| 3    | MOUNT WELDMENT, BOARD RETURN GUIDE                           | 530166-1  | 1   |
| 4    | BOLT, M12X100-8.8 HEX HEAD ZINC                              | F81004-3  | 2   |
| 5    | WASHER, 13 FLAT ZINC   | F81056-1  | 2   |
| 6    | NUT, M12 8 HEX NYLON ZINC LOCK                               | F81034-2  | 2   |
| 7    | WASHER, 10.5 SPECIAL FLAT ZINC                               | F81055-6  | 2   |
| 8    | BOLT, M10X25 8.8 HEX HEAD FULL THREAD                        | F81003-31 | 2   |
| 9    | WASHER, 17 SPLIT LOCK ZINC                                   | F81058-1  | 12  |
| 10   | ARM WELDMENT, BOARD RETURN GUIDE                             | 091070-1  | 9   |
| 11   | CHAIN, 16B-1 - 0.28M   | 514163    | 9   |
| 12   | WASHER, 8.4 FLAT ZINC  | F81054-1  | 36  |
| 13   | BOLT, M8X55-8.8 HEX HEAD ZINC                                | F81002-8  | 9   |
| 14   | NUT, M8-8-B HEX NYLON ZINC LOCK                              | F81032-2  | 9   |

### 4.3 Blade Housing & Sawdust Chute



300\_0135-1

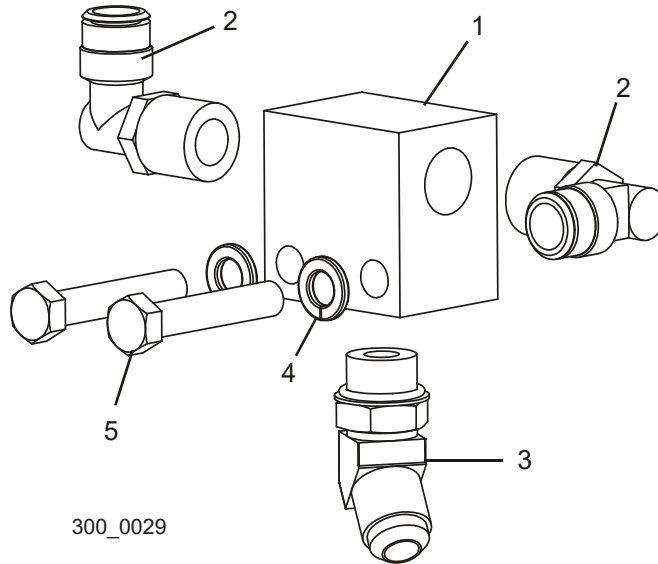
| REF. | DESCRIPTION (◆ Indicates Parts Available In Assemblies Only) | PART #    | QTY |
|------|--|-----------|-----|
| 1    | COVER WELDMENT, IDLE-SIDE BLADE HOUSING                      | 038982    | 1   |
| 2    | COVER WELDMENT, DRIVE-SIDE BLADE HOUSING                     | 006638    | 1   |
| 3    | PLATE, COVER MOUNT   | 042435    | 2   |
| 4    | WASHER, 1/4" SAE FLAT  | F05011-11 | 18  |
| 5    | BOLT, 1/4-20 X 1/2" HEX HEAD                                 | F05005-15 | 18  |
|      | LATCH ASSEMBLY, BLADE HOUSING COVER                          | 042440    | 2   |
| 6    | Block, Cover Latch   | 042439    | 1   |
| 7    | Bolt, 3/8-16 x 2" Hex Head                                   | F05007-72 | 1   |
| 8    | Nut, 3/8-16 Swaged Lock                                      | F05010-25 | 1   |
| 9    | Bolt, Cover Latch  | 042438    | 1   |
| 10   | Washer, 1/2" SAE Flat  | F05011-2  | 1   |
| 11   | Nut Weldment, Cover  | 021145    | 1   |
| 12   | Nut, 1/2-13 Swaged Hex                                       | F05010-3  | 1   |
| 13   | BOLT, 1/4-20 X 3/4" HEX HEAD FULL THREAD                     | F05005-1  | 7   |
| 14   | WASHER, 1/4" SPLIT LOCK                                      | F05011-14 | 4   |
| 15   | TUBE WELDMENT, SAWDUST CHUTE                                 | 045005    | 1   |
| 16   | BRACKET WELDMENT, SIDE GUARD MOUNT                           | 036847    | 1   |
| 17   | WASHER, 3/8" SAE FLAT  | F05011-3  | 2   |

**4****Saw Head***Blade Housing & Sawdust Chute*

---

|    |   |           |   |  |
|----|---|-----------|---|--|
| 18 | WASHER, 3/8" SPLIT LOCK                 | F05011-4  | 2 |  |
| 19 | BOLT, 3/8-16 X 1", HEX HEAD GRADE 5     | F05007-87 | 2 |  |
| 20 | GUARD WELDMENT, SIDE                    | 036845    | 1 |  |
| 21 | SENSOR, BES M12MI-PSH80B S04G PROXIMITY | 093168    | 1 |  |
| 22 | GROMMET, 5/8" ID RUBBER                 | P11764    | 1 |  |
| 23 | HANDLE, 4" DOOR                         | P08065    | 2 |  |
| 24 | SCREW, #8-32 X 3/8" SELF-TAPPING        | F05015-8  | 4 |  |
| 25 | SWITCH, SAFETY                          | 094232    | 2 |  |
| 26 | KEY, AZ17/170-B5 SAFETY SWITCH          | 094422    | 2 |  |
| 27 | PLATE, SAFETY SWITCH MOUNT              | 097125    | 2 |  |
| 28 | BRACKET, WM3000 SAFETY SWITCH MOUNT     | 098584-1  | 1 |  |

## 4.4 Sawdust Blow-Off Assembly

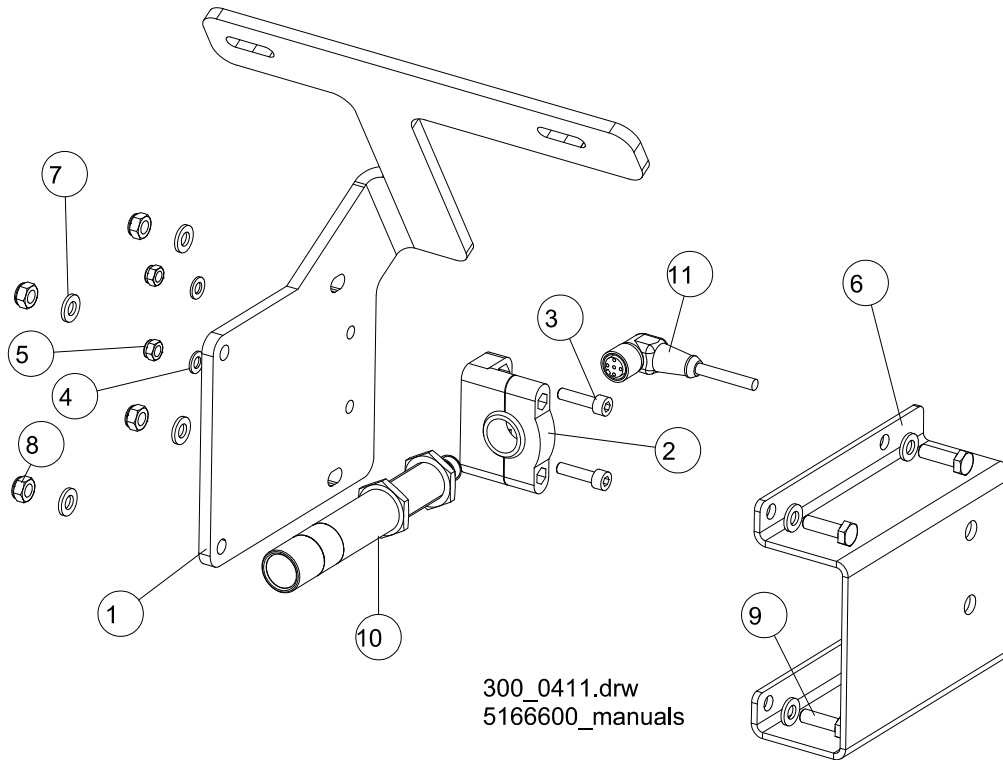


| REF. | DESCRIPTION (◆ Indicates Parts Available In Assemblies Only) | PART #           | QTY    |
|------|--|------------------|--------|
|      | <b>BLOCK ASSEMBLY, BLOW-OFF</b>                              | <b>016882</b>    | 1      |
| 1    | Block, Blow-Off  | <b>016879</b>    | 1      |
| 2    | Fitting, 1/2NPT-1/2In 90 Deg. Air                            | <b>016880</b>    | 1      |
| 3    | Fitting, #8JIC - #8 SAE EL 45Deg.                            | <b>041161</b>    | 1      |
| 4    | Fitting, 1/2NPT-1/2 Hose Barb 90Deg.                         | <b>015997</b>    | 1      |
| 5    | Washer, 3/8" Split Lock                                      | <b>F05011-4</b>  | 2      |
| 6    | Bolt, 3/8-16 x 2" Hex Head Full Thread                       | <b>F05007-16</b> | 2      |
|      | <b>LINE, 1/2" AIR</b>  | <b>R01869-2</b>  | 18.9 m |
|      | <b>LINE, 1/2" AIR</b>  | <b>R01869-2</b>  | 1.2 m  |

# 4 Saw Head

## Laser Assembly

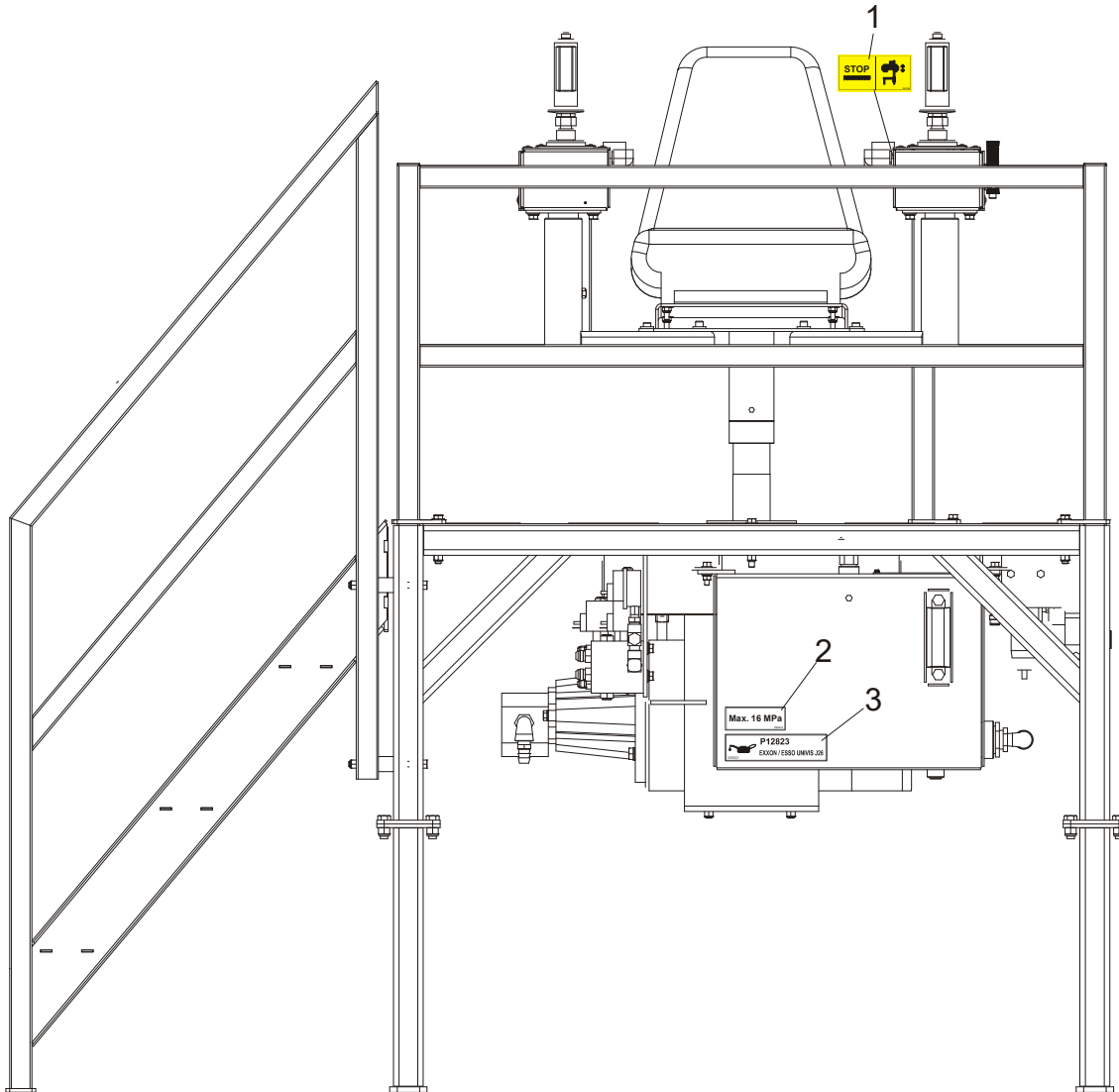
### 4.5 Laser Assembly



| REF. | DESCRIPTION (* Indicates Parts Available In Assemblies Only) | PART #        | QTY      |
|------|--|---------------|----------|
|      | <b>LASER ASSEMBLY, WM3000/WM3500/WM4000</b>                  | <b>516600</b> | <b>1</b> |
| 1    | PLATE, LASER MOUNT   | 516402-1      | 1        |
| 2    | GRIP, LASER MOUNT SMB 18SF                                   | 503469        | 1        |
| 3    | SCREW, M5X20 8.8 HEX SOCKET HEAD CAP ZINC                    | F81000-72     | 2        |
| 4    | WASHER, 5.3 FLAT ZINC  | F81052-1      | 2        |
| 5    | NUT, M5-8 DIN985 HEX NYLON ZINC LOCK                         | F81030-2      | 2        |
| 6    | COVER, LASER   | 516598-1      | 1        |
| 7    | WASHER, 6.4 FLAT ZINC  | F81053-1      | 8        |
| 8    | NUT, M6-8-B HEX NYLON LOCK ZINC                              | F81031-2      | 4        |
| 9    | BOLT, M6X20-8.8 HEX HEAD FULL THREAD ZINC                    | F81001-2      | 4        |
| 10   | LASER, Z5M18B-F-532-IG90 GREEN LINEAR                        | 501025        | 1        |
| 11   | CABLE, 5M 4-WIRE SENSOR                                      | 087652        | 1        |



## 4.6 Operator Seat Decals

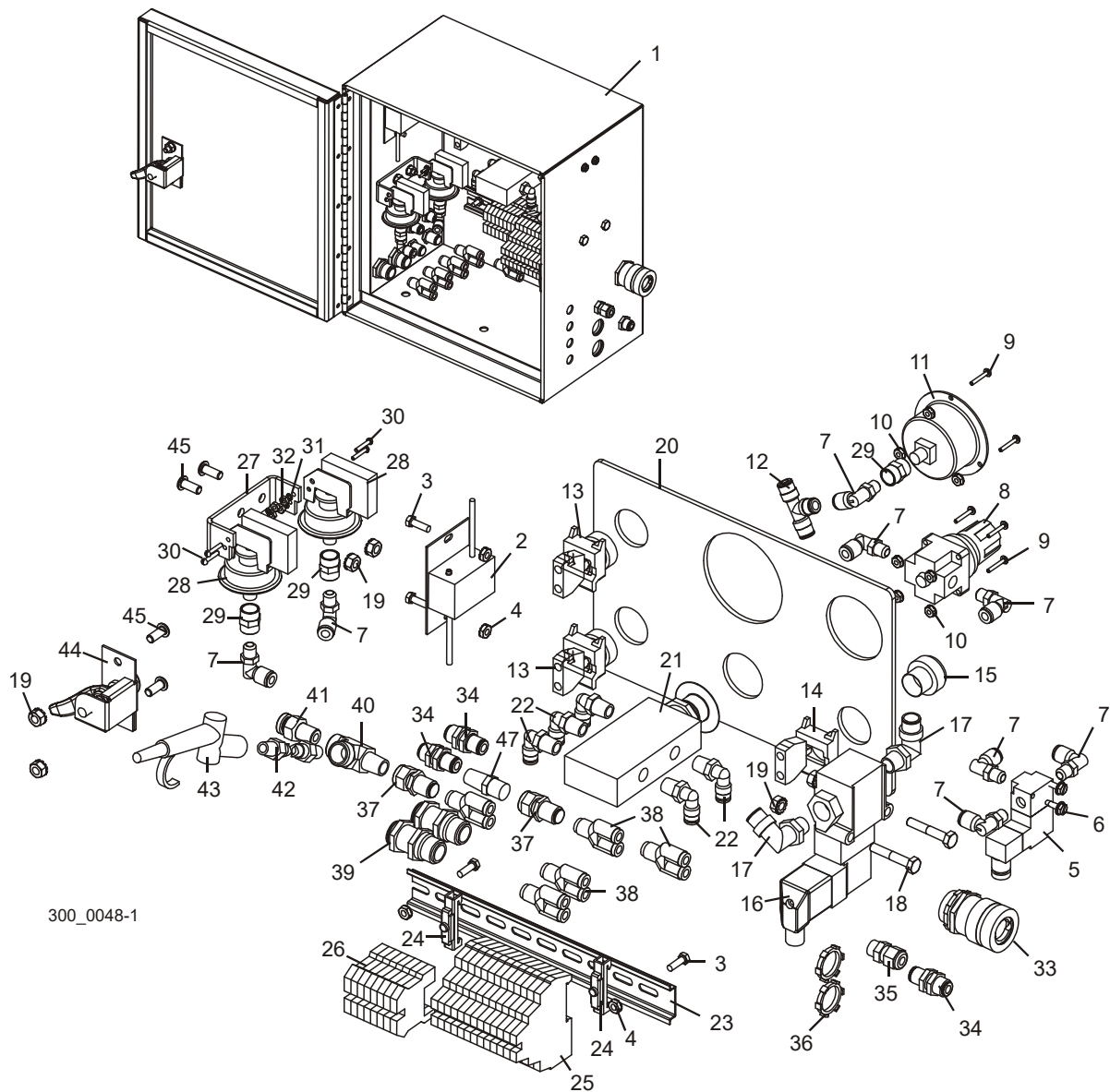


| REF. | DESCRIPTION (◆ Indicates Parts Available In Assemblies Only)    | PART # | QTY. |
|------|---|--------|------|
| 1    | Decal, Stop The Blade Before Adjusting The Saw Head (Pictogram) | 101138 | 1    |
| 2    | Decal, Maximum Working Pressure                                 | 099524 | 1    |
| 3    | Decal, Hydraulic Oil  | 096323 | 1    |

# 4 Saw Head

## Head/Air Box Assembly

### 4.7 Head/Air Box Assembly



| REF. | DESCRIPTION (◆ Indicates Parts Available In Assemblies Only) | PART #        | QTY |
|------|--|---------------|-----|
|      | <b>CONTROL ASSY, HEAD/AIR BOX</b>                            | <b>045244</b> | 1   |
| 1    | Box Weldment, Head Interface                                 | 035569        | 1   |
| 2    | Power Supply Assembly, 10-24V Laser                          | 052327        | 1   |
| 3    | Screw, 10-24x5/8 Unsl Indent HH Machine                      | F05004-18     | 4   |
| 4    | Nut, #10-24 Keps   | F05010-14     | 4   |
| 5    | Valve, Air 3-Way 1/8 NPT Din C Conn                          | 045225        | 1   |
|      | Cable, 10M Form C Din 24VDC W/LED PUR                        | 025233        | 1   |

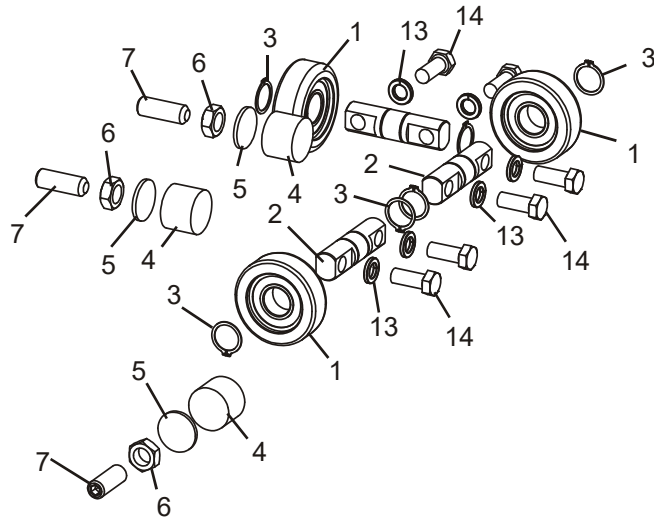
|           |  |                  |    |  |
|-----------|--|------------------|----|--|
| <b>6</b>  | Screw, #10-24 x 1/2" Self-Tapping                      | <b>F05015-7</b>  | 2  |  |
| <b>7</b>  | Fitting, 1/8MPTx1/4 Tube Elbow Swivel                  | <b>P09736</b>    | 8  |  |
| <b>8</b>  | Regulator Kit, Air                                     | <b>045247</b>    | 1  |  |
|           | Regulator, 1/8" NPT Air                                | 052509           | 1  |  |
|           | Nut, Air Regulator Mounting                            | <b>052510</b>    | 1  |  |
| <b>9</b>  | Screw, 6-32x3/4 Socket Button Head Cap Stainless Steel | <b>F05004-93</b> | 7  |  |
| <b>10</b> | Nut, #6-32 Keps  | <b>F05010-59</b> | 7  |  |
| <b>11</b> | Gauge, Air Pressure                                    | <b>042342</b>    | 1  |  |
| <b>12</b> | Fitting, 1/4" Air Tee                                  | <b>P21544</b>    | 1  |  |
| <b>13</b> | Pilot Light, Yellow 24V 22mm LED XB4                   | <b>024970-5</b>  | 2  |  |
| <b>14</b> | Switch Body, 1NO 22mm ZB4                              | <b>025242</b>    | 1  |  |
| <b>15</b> | Switch Head, 22mm Mom. Ext. LED Yellow ZB4             | <b>025237-53</b> | 1  |  |
| <b>16</b> | Valve Assembly, Air                                    | <b>042659</b>    | 1  |  |
|           | Cable, 5M Form A Din 24VDC W/LED PUR                   | <b>024923</b>    | 1  |  |
| <b>17</b> | Fitting, 1/2 Tube to 3/8 NPT Swivel Male               | <b>034009</b>    | 2  |  |
| <b>18</b> | Bolt, 1/4-20 x 1 1/2" Hex Head                         | <b>F05005-31</b> | 2  |  |
| <b>19</b> | Nut, 1/4-20 Keps                                       | <b>F05010-9</b>  | 6  |  |
| <b>20</b> | Decal, LT300 2005 Head/Air Box                         | <b>052274</b>    | 1  |  |
| <b>21</b> | Valve, Push/Pull 4-Way 1/4 NPT                         | <b>025301</b>    | 1  |  |
| <b>22</b> | Fitting, 1/4 NPT X 1/4 Air 90 Deg.                     | <b>P21519</b>    | 5  |  |
| <b>23</b> | DIN Rail, 35mmx7.5mmx10" Steel Sym                     | <b>024474-10</b> | 1  |  |
| <b>24</b> | Clamp, Plastic DIN Rail                                | <b>E22707</b>    | 2  |  |
| <b>25</b> | Terminal Block, 3-Tier                                 | <b>024908</b>    | 13 |  |
| <b>26</b> | Terminal Block, 1-Tier Phoenix                         | <b>024893</b>    | 8  |  |
| <b>27</b> | Mount, Pressure Switch                                 | <b>042256</b>    | 1  |  |
| <b>28</b> | Switch, Limit Pressure 60 PSI                          | <b>045207</b>    | 2  |  |
| <b>29</b> | Fitting, 1/8FPT Coupling                               | <b>P05748</b>    | 3  |  |
| <b>30</b> | Screw, #4-40x5/8 Slotted Round Head Machine            | <b>F05004-49</b> | 4  |  |
| <b>31</b> | Washer, #4 Split Lock                                  | <b>F05011-21</b> | 4  |  |
| <b>32</b> | Nut, #4-40 Hex   | <b>F05010-43</b> | 4  |  |
| <b>33</b> | Connector, Flex Strain .63-.75 Cord 3/4 Hub            | <b>025186</b>    | 1  |  |
|           | Nut, 3/4" Conduit Lock                                 | <b>025198</b>    | 1  |  |
| <b>34</b> | Fitting, Bulkhead 1/4in -1/4in Tube                    | <b>025234</b>    | 1  |  |
| <b>35</b> | Connector, .5 Hole .064-.210 Cord                      | <b>E23494</b>    | 1  |  |
| <b>36</b> | Nut, 1/2 NPT Connector Lock                            | <b>E20461</b>    | 2  |  |
| <b>37</b> | Fitting, Bulkhead 1/4" Tube 1/4" Female NPT            | <b>025235</b>    | 2  |  |
| <b>38</b> | Fitting, 1/4 Tube Y                                    | <b>042546</b>    | 5  |  |
| <b>39</b> | Fitting, 1/2 Tube Bulkhead Union                       | <b>034010</b>    | 2  |  |
| <b>40</b> | Fitting, 1/4NPT Male Run Tee                           | <b>015486</b>    | 1  |  |
| <b>41</b> | Fitting, 1/4 NPT-3/8 Straight Air                      | <b>P21559</b>    | 1  |  |
| <b>42</b> | Hose, 1/4 x 6' Coiled Air                              | <b>042453</b>    | 1  |  |
| <b>43</b> | Nozzle, Coolant Spray                                  | <b>P02714</b>    | 1  |  |
| <b>44</b> | Latch, Electric Box Door                               | <b>P20048</b>    | 1  |  |

**4****Saw Head**  
*Head/Air Box Assembly*

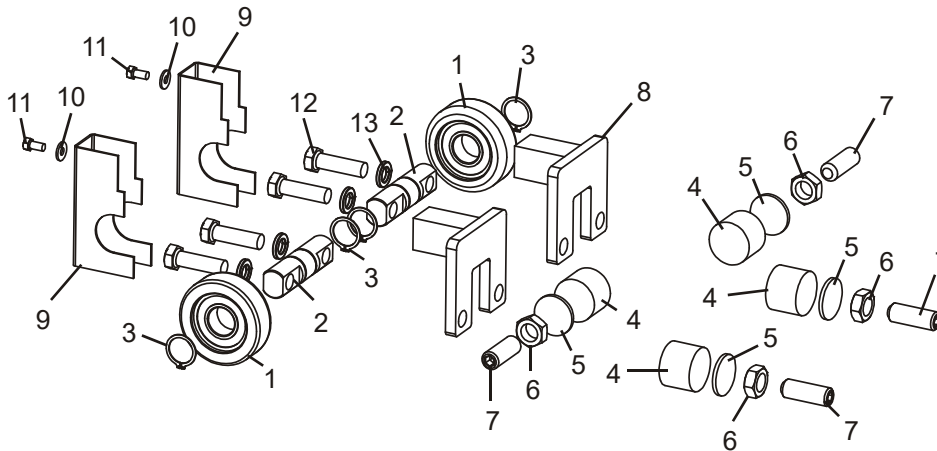
|           |   |                   |          |  |
|-----------|---|-------------------|----------|--|
| <b>45</b> | Screw, 1/4-20x5/8 Button Socket Head Cap SS Grade 2 | <b>F05005-128</b> | 4        |  |
|           | Harness Assembly, Blade Guide                       | <b>025284</b>     | 1        |  |
|           | Harness Assembly, Motor Prox                        | <b>025286</b>     | 1        |  |
|           | Harness Assembly, Start Prox                        | <b>025287</b>     | 1        |  |
|           | Harness Assembly, Slow Prox                         | <b>025288</b>     | 1        |  |
|           | Harness Assembly, Stop Prox                         | <b>025289</b>     | 1        |  |
|           | Line, 1/4 Air                                       | <b>R01869</b>     | 472.4 cm |  |
|           | Line, 1/2 Air                                       | <b>R01869-2</b>   | 147.3 cm |  |
|           | Cable, 10M Form C DIN24VDC W/LED PUR                | <b>025233</b>     | 1        |  |

## SECTION 5 UP/DOWN SYSTEM

### 5.1 Mast Pads & Up/Down Rollers



300\_0028-4



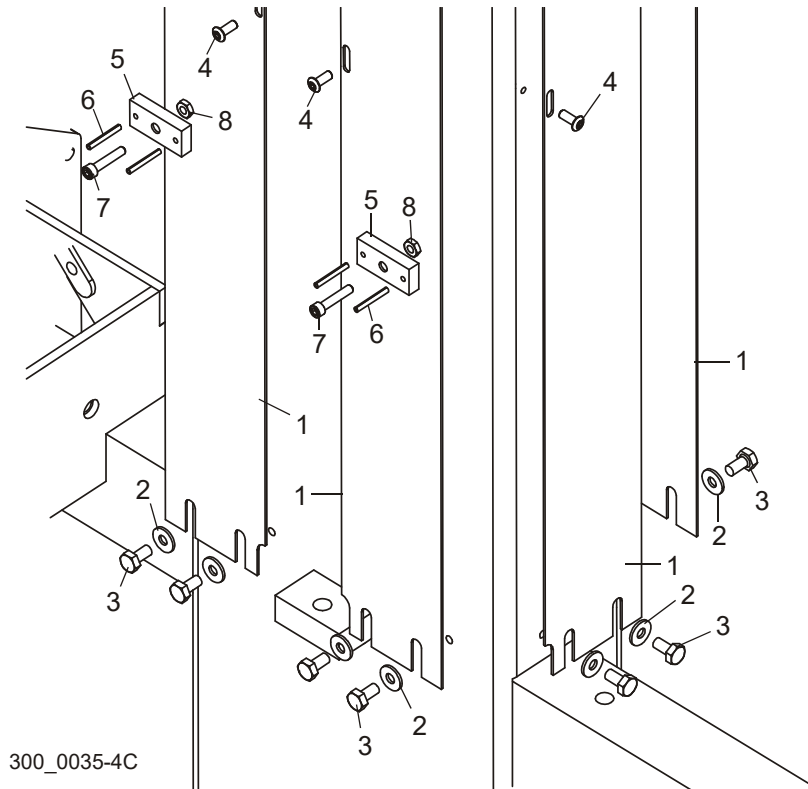
| REF. | DESCRIPTION (◆ Indicates Parts Available In Assemblies Only) | PART #    | QTY |   |
|------|--|-----------|-----|---|
|      | <b>ASSEMBLY, RAIL BEARING/SHAFT</b>                          | 023832    | 5   |   |
| 1    | Bearing, MG305DDA  | 023857    | 1   | ◆ |
| 2    | Shaft, Top Roller Bearing                                    | 023858    | 1   |   |
| 3    | Ring, 1 OR 3100-100 Retaining                                | F04254-15 | 2   |   |
| 4    | PAD, ROUND NYLON   | 033098    | 7   |   |
| 5    | PAD, NYLON BACKING   | 042432    | 7   |   |
| 6    | NUT, 5/8-18 HEX JAM  | F05010-11 | 7   |   |
| 7    | SCREW, 5/8-18 X 1 3/4" SOCKET HEAD FLAT POINT SET            | F05009-27 | 7   |   |
| 8    | WELDMENT, BEARING SPACER                                     | 045048    | 2   |   |

**5** **Up/Down System**  
*Mast Pads & Up/Down Rollers*

---

|    |  |           |    |  |
|----|--|-----------|----|--|
| 9  | COVER, MAST BEARING                                | 045047    | 2  |  |
| 10 | WASHER, 1/4" SAE FLAT                              | F05011-11 | 2  |  |
| 11 | BOLT, 1/4-20 X 1/2" HEX HEAD                       | F05005-15 | 2  |  |
| 12 | BOLT, 1/2-13 X 1 3/4" HEX HEAD FULL THREAD GRADE 5 | F05008-88 | 4  |  |
| 13 | WASHER, 1/2" SPLIT LOCK                            | F05011-9  | 10 |  |
| 14 | BOLT, 1/2-13 X 1 1/4" HEX HEAD GRADE 5             | F05008-37 | 6  |  |

## 5.2 Up/Down Bearing Rails

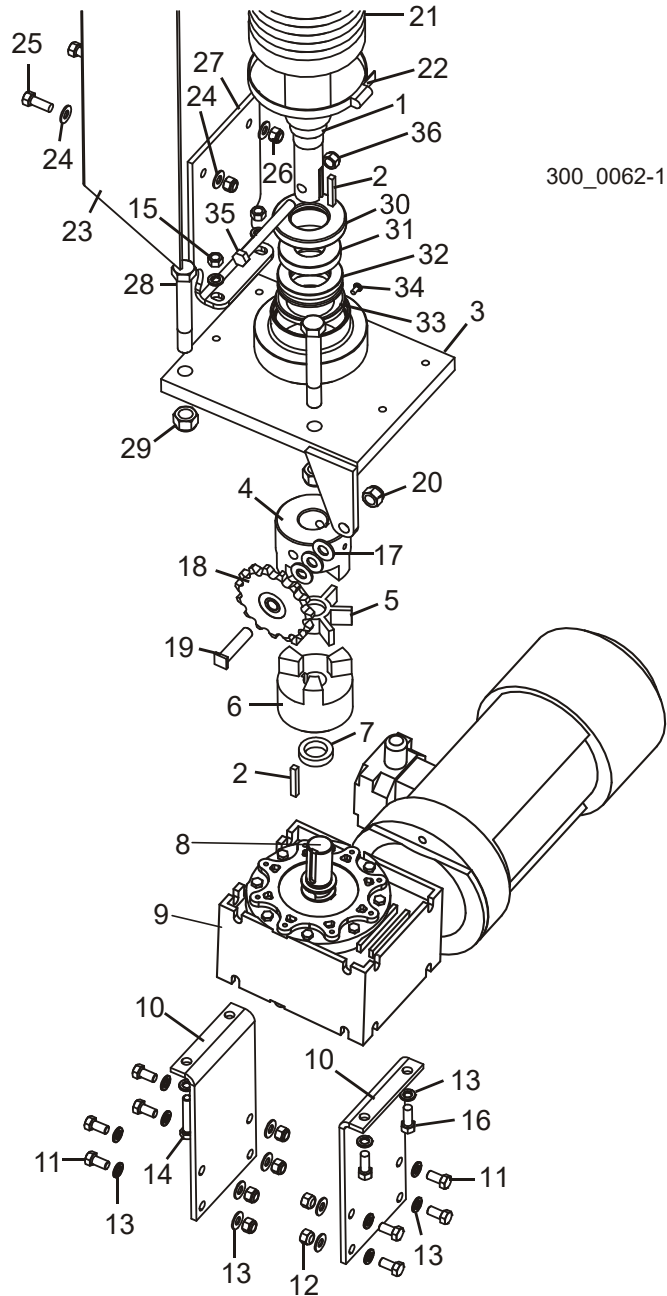


| REF. | DESCRIPTION (◆ Indicates Parts Available In Assemblies Only) | PART #     | QTY |
|------|--|------------|-----|
|      | <b>Rail Kit, Up/Down Bearing</b>                             | 042788     | 1   |
| 1    | Rail, Wide Bearing Surface                                   | 042773     | 6   |
| 2    | Washer, 1/4" SAE Flat  | F05011-11  | 24  |
| 3    | Bolt, 1/4-20 x 1/2" Hex Head                                 | F05005-15  | 24  |
| 4    | Screw, 10-24x1/2 Socket Button Head Cap                      | F05004-35  | 18  |
| 5    | <b>PAD, HEAD PLASTIC</b>                                     | 045056     | 2   |
| 6    | <b>PIN, 1/8x1" ROLL</b>                                      | F05012-34  | 4   |
| 7    | <b>BOLT, 10-24X1" BLACK OXIDE SOCKET HEAD CAP</b>            | F05004-2   | 2   |
| 8    | <b>NUT, #10-24 HEX</b>                                       | F05010-115 | 2   |



**Up/Down System**  
Up/Down Drive (WM3000/3500/3500-HD)

**5.3 Up/Down Drive (WM3000/3500/3500-HD)**



| REF      | DESCRIPTION (◆ Indicates Parts Available In Assemblies Only) | PART # | QTY |
|----------|--|--------|-----|
|          | <b>GREASE, 10CC SYRINGE UP/DOWN BALLSCREW</b>                | 042399 | 1   |
| <b>1</b> | <b>SHAFT, 2" X .5" BALLSCREW</b>                             | 042858 | 1   |
| <b>2</b> | <b>KEY, 1/4" SQUARE X 1 5/8"</b>                             | 042810 | 2   |
| <b>3</b> | <b>BRACKET WELDMENT, UP/DOWN 45MM BALLSCREW MOUNT</b>        | 017790 | 1   |

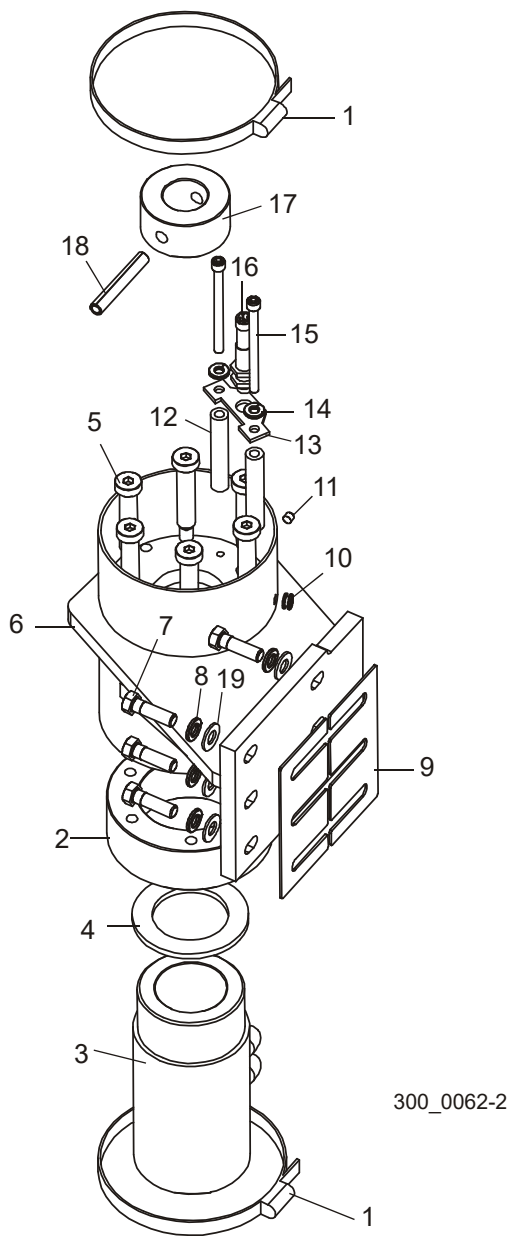


|    |   |                     |    |  |
|----|---|---------------------|----|--|
| 4  | <b>COUPLING, MODIFIED L110 X 1 1/4" BODY</b>          | 017787              | 1  |  |
| 5  | <b>COUPLING, L110 SPIDER</b>                          | 042809              | 1  |  |
| 6  | <b>COUPLING, L110 X 1" BODY</b>                       | 042820              | 1  |  |
| 7  | <b>SPACER, 1" ID X 1 1/2" OD X .25" THICK</b>         | 042805 <sup>1</sup> | 1  |  |
|    | <b>RETROFIT KIT, WM3000 UP/DOWN DRIVE</b>             | 503410              | 1  |  |
| 8  | Shaft, WM3000 Up/Down Output                          | 503408              | 1  |  |
| 9  | Motoreducer, SKISI63-IEC90-90L/4 BRE20                | 503411              | 1  |  |
|    | Reducer, SK16/63 i=10 NORD                            | 512504              | 1  |  |
|    | Motor w/brake, SK90L/4 N=1,5kW n=1400RPM BRE20        | 512505              | 1  |  |
| 10 | Plate, WM3000 Up/Down Motoreducer                     | 503381-1            | 2  |  |
| 11 | Bolt, M8x30mm, HH, Gr 5.8, Full Thrd, Zinc            | F81002-2            | 8  |  |
| 12 | Nut, M8-8-B, Hex, Nylon Lock Zinc                     | F81032-2            | 8  |  |
| 13 | Washer, 8.4 Flat, Zinc                                | F81054-1            | 20 |  |
| 14 | <b>BOLT, 3/8-16 X 2" HEX HEAD FULL THREAD</b>         | F05007-16           | 2  |  |
| 15 | <b>NUT, 3/8-16 HEX</b>                                | F05010-1            | 2  |  |
| 16 | <b>BOLT, 3/8-16 X 1" HEX HEAD</b>                     | F05007-7            | 2  |  |
| 17 | <b>WASHER, 1/2" SAE FLAT</b>                          | F05011-2            | 3  |  |
| 18 | <b>SPROCKET, IDLER</b>                                | 042367              | 1  |  |
| 19 | <b>SHAFT, IDLER SPROCKET</b>                          | 016828              | 1  |  |
| 20 | <b>NUT, 1/2-13 HEX NYLON LOCK</b>                     | F05010-8            | 1  |  |
| 21 | <b>BELLOWS, 5" ID X 45" BALLSCREW PROTECTIVE</b>      | 017777              | 1  |  |
| 22 | <b>CLAMP, BELLOWS WORM</b>                            | 042419              | 1  |  |
|    | <b>GUARD ASSEMBLY, UP/DOWN BELLOWS</b>                | 042416              | 1  |  |
| 23 | Guard Weldment, Up/Down Bellows                       | 017647              | 1  |  |
| 24 | Washer, 3/8" SAE Flat                                 | F05011-3            | 4  |  |
| 25 | Bolt, 3/8-16 x 1" Hex Head                            | F05007-7            | 2  |  |
| 26 | Nut, 3/8-16 Hex Nylon Lock                            | F05010-10           | 2  |  |
| 27 | Plate, Bellows Guard Bottom                           | 042417              | 1  |  |
| 28 | <b>BOLT, 5/8-11 X 4 1/2" HEX HEAD GRADE 5</b>         | F05009-10           | 2  |  |
| 29 | <b>NUT, 5/8-11 HEX NYLON LOCK</b>                     | F05010-34           | 2  |  |
| 30 | <b>SEAL, 1 5/8" ID THRUST BEARING</b>                 | 042857              | 1  |  |
| 31 | <b>SPACER, SCREW/BEARING SUPPORT</b>                  | 042856              | 1  |  |
| 32 | <b>BEARING, 45MM SELF-ALIGNING THRUST CONE</b>        | 042855-1            | 1  |  |
| 33 | <b>BEARING, 45MM SELF-ALIGNING THRUST CUP</b>         | 042855-2            | 1  |  |
| 34 | <b>SCREW, #10-24 X 3/8" PHILLIPS PAN HEAD</b>         | F05004-3            | 1  |  |
| 35 | <b>BOLT, 7/16-14 X 4" HEX HEAD</b>                    | F05007-180          | 1  |  |
| 36 | <b>NUT, 7/16-14 HEX NYLON LOCK</b>                    | F05010-135          | 1  |  |
|    | <b>MIDDLE BALLSCREW MOUNT PARTS (See Section 5.4)</b> |                     |    |  |
|    | <b>TOP BALLSCREW MOUNT PARTS (See Section 5.5)</b>    |                     |    |  |

<sup>1</sup> 042805 spacer replaces 017778 .35" spacer originally supplied before 4/03. Thinner spacer provides proper clearance between gearbox and coupler.

**5** Up/Down System  
*Ballscrew Mount (Middle)*

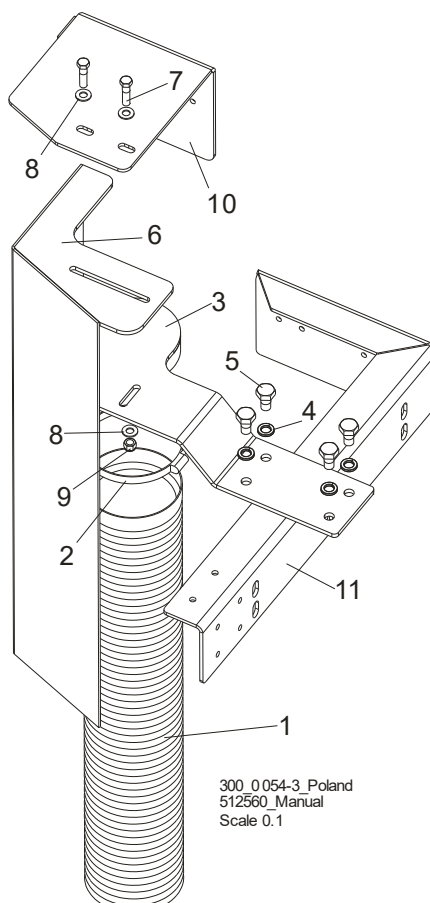
**5.4 Ballscrew Mount (Middle)**



| REF. | DESCRIPTION (◆ Indicates Parts Available In Assemblies Only)                    | PART # | QTY |
|------|---|--------|-----|
| 1    | CLAMP, BALLSCREW BELLOWS WORM   | 042419 | 2   |
|      | UP/DOWN ASSEMBLY, 2" BALLSCREW SERVICE  | 036595 | 1   |
|      | Up/Down Assembly, 2" Ballscrew and Nut (only)                                   | 036596 | 1   |
|      | Ballscrew, 2inx.50 Lead Machined (Shown in Section 5.3 Up/Down Ballscrew Drive) | 042858 | 1   |
| 2    | Ballnut, 2"   | 042791 | 1   |

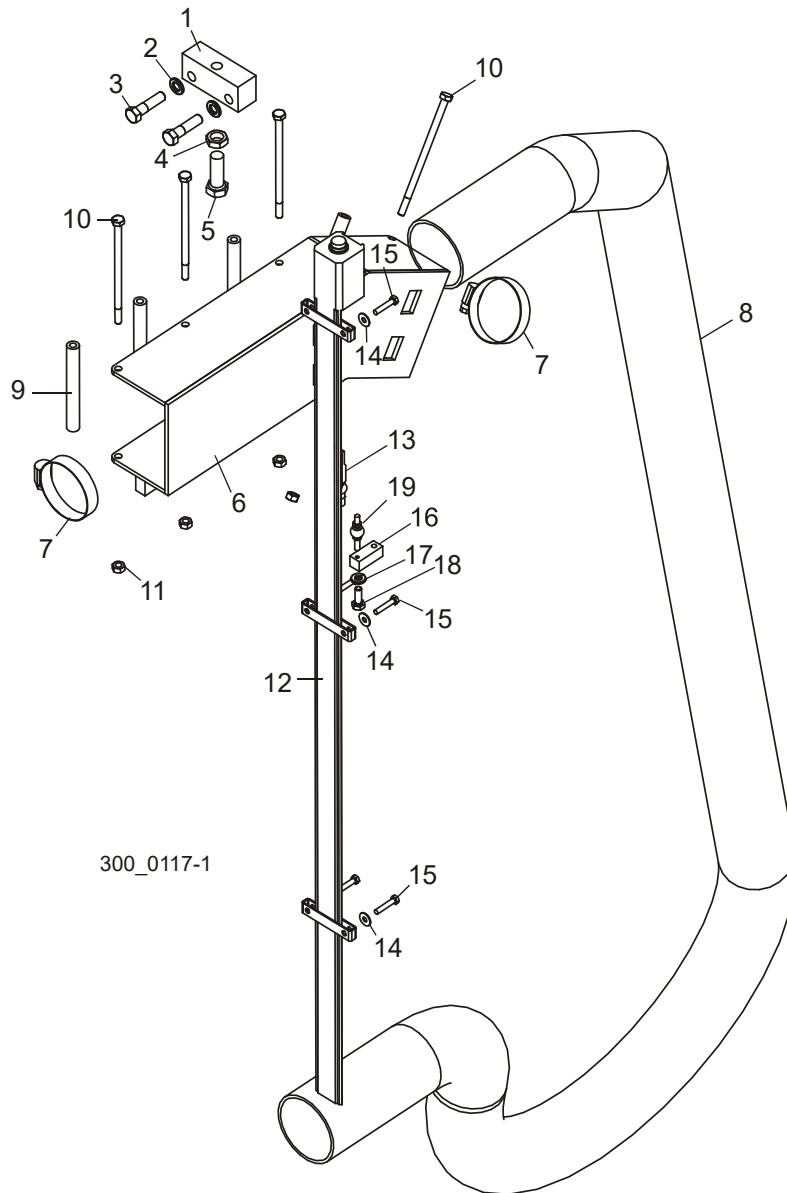
|           |   |            |   |  |
|-----------|---|------------|---|--|
|           | Grease, Ballscrew Lube  | 042399     | 1 |  |
|           | Lower Ballscrew Mount Parts ( <a href="#">See Section 5.3</a> ) |            |   |  |
| <b>3</b>  | Flange, 2" BallScrew Nut  | 042792     | 1 |  |
| <b>4</b>  | Plate, BallScrew Nut Wear                                       | 042816     | 1 |  |
| <b>5</b>  | Bolt, 1/2" x 2 1/4" Shoulder                                    | F05008-136 | 6 |  |
| <b>6</b>  | Head Mnt, 2" Machined Ballnut                                   | 042819     | 1 |  |
| <b>7</b>  | Bolt, 3/8-16 x 1 1/4" Hex Head Grade 5                          | F05007-123 | 6 |  |
| <b>8</b>  | Washer, 3/8" Split Lock   | F05011-4   | 6 |  |
| <b>9</b>  | Shim, Ballnut Mount   | 016800     | 2 |  |
| <b>10</b> | Grommet, 9/32" Hole x 3/16" ID x 7/16" OD                       | 042825     | 1 |  |
| <b>11</b> | Screw, 1/4-28 x 1/4" Socket Head Brass Tip Set                  | F05005-42  | 1 |  |
| <b>12</b> | Spacer, 17/64" ID x 1/2" OD x 2 3/4" Long                       | 042821     | 2 |  |
| <b>13</b> | Plate, Ballnut Sensor   | 042815     | 1 |  |
| <b>14</b> | Washer. 1/4" Split Lock   | F05011-14  | 2 |  |
| <b>15</b> | Bolt, 1/4-20 x 3 1/4" Socket Head                               | F05005-154 | 2 |  |
| <b>16</b> | Sensor, BES M12MI-PSH80B S04G Proximity                         | 093168     | 1 |  |
| <b>17</b> | Collar, Top Stop  | 042822     | 1 |  |
| <b>18</b> | Pin, 3/8" x 2 1/2" Roll   | F05012-114 | 1 |  |
| <b>19</b> | Washer, 3/8" SAE Flat   | F05011-3   | 6 |  |

### 5.5 Ballscrew Mount (Top)



| REF. | DESCRIPTION (◆ Indicates Parts Available In Assemblies Only) | PART #    | QTY |  |
|------|--|-----------|-----|--|
| 1    | BELLOWS, 5IDX62LONG PROTECTIVE                               | 042823    | 1   |  |
| 2    | CLAMP, BELLOWS WORM  | 042419    | 1   |  |
| 3    | MOUNT WELDMENT, TOP BELLOWS                                  | 042814    | 1   |  |
| 4    | WASHER, 1/2" SPLIT LOCK                                      | F05011-9  | 4   |  |
| 5    | BOLT, 1/2-13 X 1" HEX HEAD                                   | F05008-50 | 4   |  |
| 6    | GUARD PARTS ( <a href="#">See Section 5.3</a> )              |           |     |  |
| 7    | BOLT, 3/8-16 X 1 1/2" HEX HEAD                               | F05007-3  | 2   |  |
| 8    | WASHER, 3/8" SAE FLAT  | F05011-3  | 4   |  |
| 9    | NUT, 3/8-16 HEX NYLON LOCK                                   | F05010-10 | 2   |  |
| 10   | BRACKET, WM4000 CABLE CARRIER UPPER MOUNT                    | 510722-1  | 1   |  |
| 11   | BRACKET, WM4000 CABLE CARRIER LOWER MOUNT                    | 510723-1  | 1   |  |

### 5.6 Transducer & Head Stop (WM3000/3500/3500-HD)



| REF. | DESCRIPTION (◆ Indicates Parts Available In Assemblies Only) | PART #    | QTY |
|------|--|-----------|-----|
| 1    | BLOCK, HEAD STOP   | 023886    | 1   |
| 2    | WASHER, 3/8" SPLIT LOCK                                      | F05011-4  | 5   |
| 3    | BOLT, 3/8-16 X 1 1/2 HEX HEAD GRADE 5                        | F05007-78 | 5   |
| 4    | NUT, 1/2-13 HEX JAM  | F05010-31 | 1   |
| 5    | BOLT, 1/2-13 X 1 1/2" HEX HEAD GRADE 5                       | F05008-33 | 1   |
| 6    | BRACKET WELDMENT, TOP WIREWAY                                | 042148    | 1   |



## Up/Down System

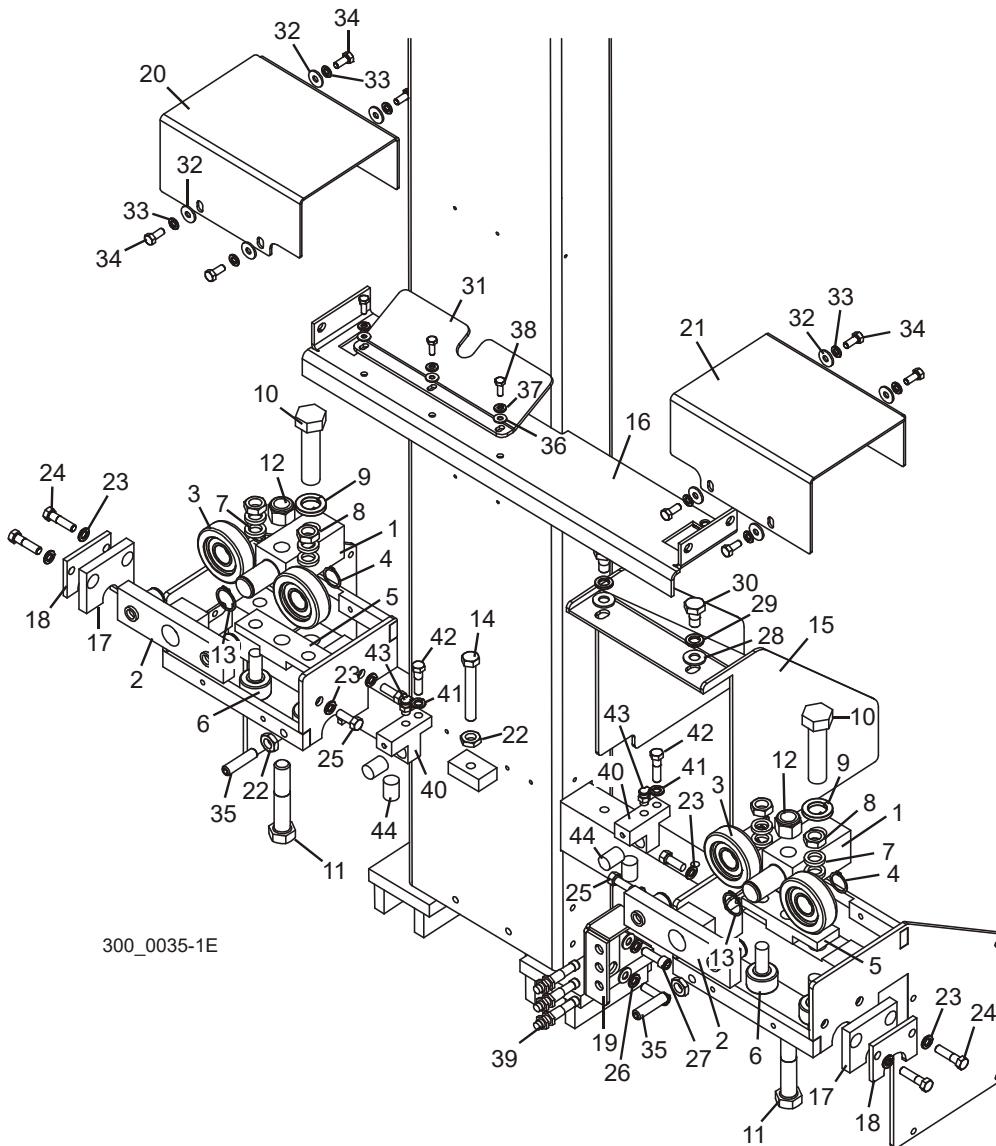
*Transducer & Head Stop (WM3000/3500/3500-HD)*

---

|    |  |            |   |  |
|----|--|------------|---|--|
| 7  | CLAMP, 2" WORM                               | P11633     | 2 |  |
| 8  | SLEEVE, WIRE HARNESS                         | 042422     | 1 |  |
| 9  | SPACER, WIREWAY                              | 042111     | 4 |  |
| 10 | BOLT, 1/4-20 X 5" HEX HEAD                   | F05005-146 | 4 |  |
| 11 | NUT, 1/4-20 HEX LOCK                         | F05010-21  | 4 |  |
| 12 | SENSOR, 36" 4-20MA CAPTIVE SLIDE TRANSDUCER  | 025042     | 1 |  |
| 13 | Magnet, Captive Sliding Transducer (Balluff) | 052470     | 1 |  |
|    | CABLE ASSEMBLY, WM3000 TRANSDUCER SENSOR     | 050974     | 1 |  |
| 14 | WASHER, #10 SAE FLAT                         | F05011-18  | 6 |  |
| 15 | BOLT, #10-24 X 1" UNSLOTTED HEX HEAD         | F05004-156 | 6 |  |
| 16 | BLOCK, TRANSDUCER SLIDE                      | 042436     | 1 |  |
| 17 | WASHER, 1/4" SPLIT LOCK                      | F05011-14  | 1 |  |
| 18 | BOLT, 1/4-20 X 3/4" HEX HEAD FULL THREAD     | F05005-1   | 1 |  |
| 19 | PIVOT, BALL JOINTED ARM                      | 025197     | 1 |  |

## SECTION 6 POWER FEED SYSTEM

### 6.1 Upper Track Rollers



| REF. | DESCRIPTION (◆ Indicates Parts Available In Assemblies Only) | PART #    | QTY |
|------|--|-----------|-----|
|      | <b>BLOCK ASSEMBLY, UPPER ROLLER</b>                          | 042506    | 2   |
| 1    | Block, Upper Roller Mount                                    | 042505    | 1   |
| 2    | Block Assembly, Upper Roller                                 | 042507    | 1   |
| 3    | Bearing, MG305DDA  | 023857    | 2   |
| 4    | Ring, 1 OR 3100-100 Retaining                                | F04254-15 | 2   |
| 5    | Block, Cam Follower Mount                                    | 042500    | 1   |



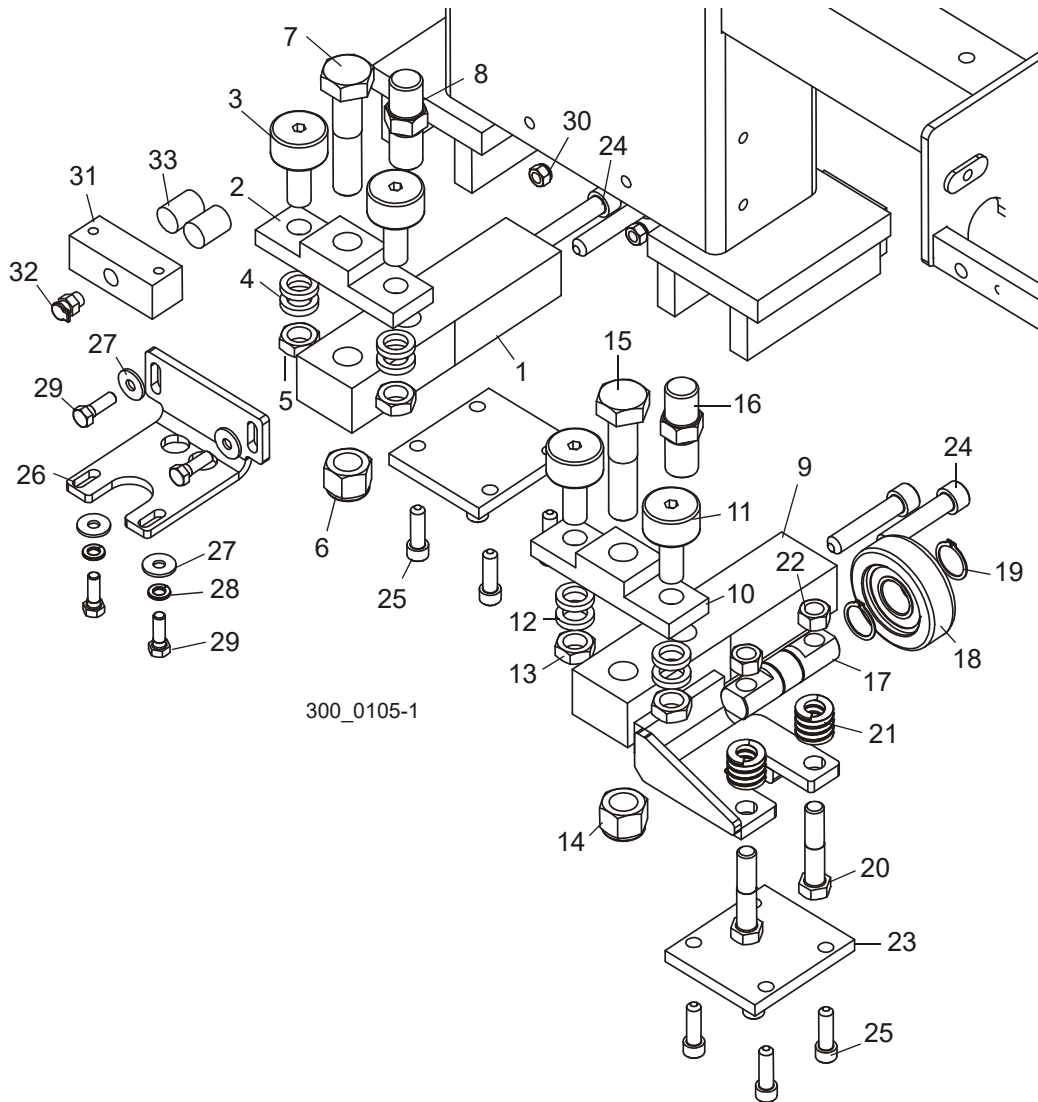
## Power Feed System

### Upper Track Rollers

|    |   |            |    |  |
|----|---|------------|----|--|
| 6  | Bearing, Cam Follower 1 1/2 (McGill)                  | 012797     | 2  |  |
| 7  | Tube, 41/64x1x3/16                                    | S12480     | 4  |  |
| 8  | Nut, 5/8-18 Hex Jam                                   | F05010-11  | 2  |  |
| 9  | Washer, 7/8" Split Lock                               | F05011-46  | 1  |  |
| 10 | Bolt, 7/8-14 x 3 1/2" Hex Head Grade 5                | F05014-1   | 1  |  |
| 11 | Bolt, 3/4-10 x 4" Hex Head Grade 5                    | F05013-3   | 1  |  |
| 12 | Nut, 3/4-10 Nylon Lock                                | F05010-103 | 1  |  |
| 13 | Ring, 1 1/8 External Retaining                        | F04254-36  | 1  |  |
| 14 | <b>BOLT, 1/2-13 X 3 1/2" FULL THREAD HEX HEAD TAP</b> | F05008-11  | 1  |  |
| 15 | <b>RAMP WELDMENT, SAWDUST</b>                         | 042379     | 1  |  |
| 16 | <b>COVER WELDMENT, MIDDLE</b>                         | 042391     | 1  |  |
| 17 | Wiper Pad, Plastic                                    | 045175     | 2  |  |
| 18 | Wiper Plate   | 045176     | 2  |  |
| 19 | Bracket, Proximity Sensor Mount                       | 042112     | 1  |  |
| 20 | Cover, Top Right                                      | 042394     | 1  |  |
| 21 | Cover, Top Left                                       | 042368     | 1  |  |
| 22 | Nut, 1/2-13 Jam                                       | F05010-31  | 3  |  |
| 23 | Washer, 3/8" Split Lock                               | F05011-4   | 10 |  |
| 24 | Bolt, 3/8-16 x 1 1/2" Hex Head                        | F05007-3   | 4  |  |
| 25 | Bolt, 3/8-16 x 1" Hex Head                            | F05007-7   | 4  |  |
| 26 | Washer, 3/8" SAE Flat                                 | F05011-3   | 2  |  |
| 27 | Bolt, 3/8-16 x 1 1/4" Socket Head Cap                 | F05007-150 | 2  |  |
| 28 | Washer, 1/2" SAE Flat                                 | F05011-2   | 2  |  |
| 29 | Washer, 1/2" Split Lock                               | F05011-9   | 2  |  |
| 30 | Bolt, 1/2-13 x 1" Hex Head                            | F05008-50  | 2  |  |
| 31 | Ramp, Sawdust   | 016801     | 1  |  |
| 32 | Washer, 5/16 Standard Flat                            | F05011-16  | 8  |  |
| 33 | Washer, 5/16" Split Lock                              | F05011-13  | 8  |  |
| 34 | Bolt, 5/16-18 x 3/4" Hex Head                         | F05006-5   | 8  |  |
| 35 | Screw, 1/2 -13x 2 FP BO SS                            | F05008-130 | 2  |  |
| 36 | Washer, 1/4" SAE Flat                                 | F05011-11  | 3  |  |
| 37 | Washer, 1/4" Split Lock                               | F05011-14  | 3  |  |
| 38 | Bolt, 1/4-20 x 3/4" Hex Head                          | F05005-129 | 3  |  |
| 39 | Sensor, XS2D12PA14OD Inductive                        | 093172     | 3  |  |
| 40 | <b>BLOCK, TOP OILER</b>                               | 045045     | 2  |  |
| 41 | <b>WASHER, 3/8" SPLIT LOCK</b>                        | F05011-4   | 2  |  |
| 42 | <b>BOLT, 3/8-16 X 1 1/2" HEX HEAD</b>                 | F05007-3   | 2  |  |
| 43 | <b>FITTING, 1/8 NPT OIL HOLE COVER</b>                | 036333     | 2  |  |
| 44 | <b>WIPER, ROUND GRAY FELT</b>                         | 033375     | 4  |  |



## 6.2 Lower Track Rollers



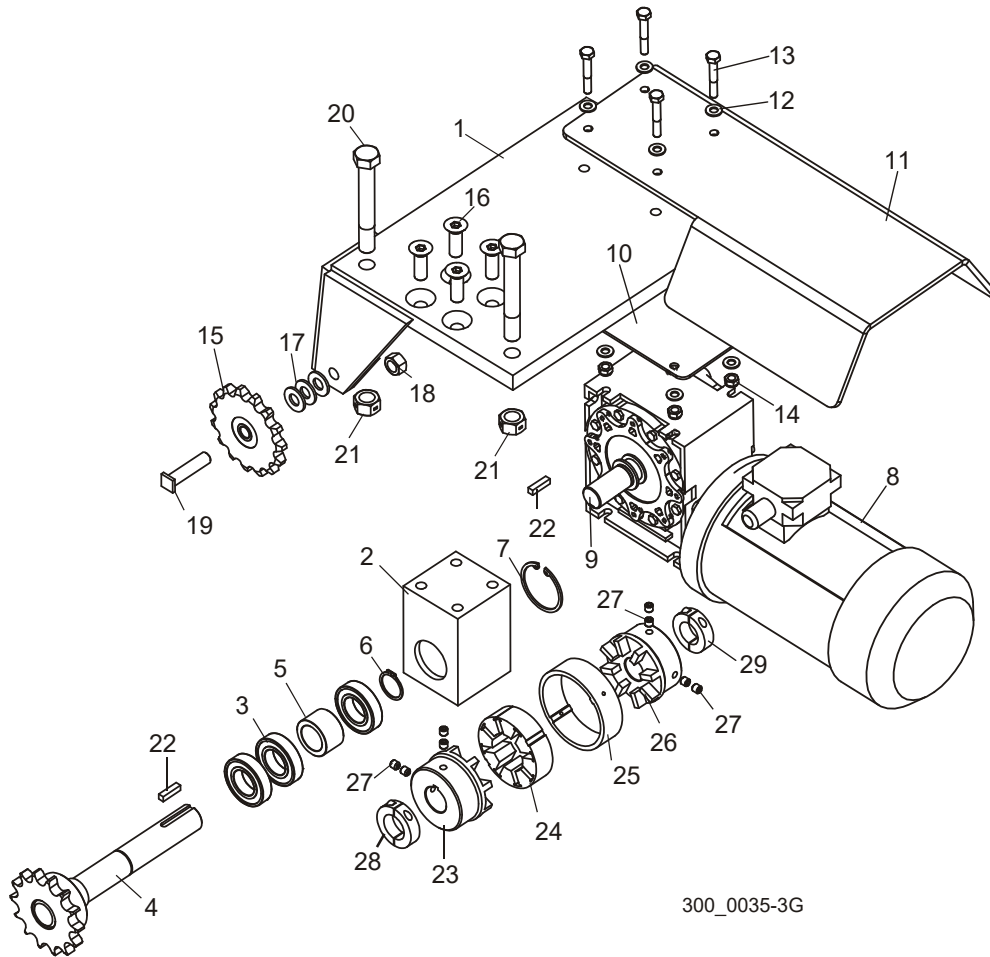
| REF. | DESCRIPTION (◆ Indicates Parts Available In Assemblies Only) | PART #     | QTY |
|------|--|------------|-----|
|      | <b>BLOCK ASSEMBLY, LOWER TRACK ROLLER</b>                    | 036345     | 1   |
| 1    | Block, Lower Roller  | 036326     | 1   |
| 2    | Block, Cam Follower Mount                                    | 042500     | 1   |
| 3    | Bearing, Cam Follower 1 1/2 (McGill)                         | 012797     | 2   |
| 4    | Tube, 41/64x1x3/16   | S12480     | 4   |
| 5    | Nut, 5/8-18 Hex Jam  | F05010-11  | 2   |
| 6    | Nut, 3/4-10 Nylon Lock                                       | F05010-103 | 1   |
| 7    | Bolt, 3/4-10x3 1/2 Hex Head Grade 5                          | F05009-54  | 1   |
| 8    | Lock Pin, Head Safety Hex                                    | 036324     | 1   |

# 6 Power Feed System

## Lower Track Rollers

|    |   |            |   |  |
|----|---|------------|---|--|
|    | <b>ROLLER ASSEMBLY, LOWER W/BOTTOM ROLLER</b> | 036701     | 1 |  |
| 9  | Roller Weldment, Lower w/Bottom Roller        | 036700     | 1 |  |
| 10 | Block, Cam Follower Mount                     | 042500     | 1 |  |
| 11 | Bearing, Cam Follower 1 1/2 (McGill)          | 012797     | 2 |  |
| 12 | Tube, 41/64x1x3/16                            | S12480     | 4 |  |
| 13 | Nut, 5/8-18 Hex Jam                           | F05010-11  | 2 |  |
| 14 | Nut, 3/4-10 Nylon Lock                        | F05010-103 | 1 |  |
| 15 | Bolt, 3/4-10 x 3 1/2" Hex Head Grade 5        | F05009-54  | 1 |  |
| 16 | Lock Pin, Head Safety Hex                     | 036324     | 1 |  |
| 17 | Shaft, Top Roller Bearing                     | 023858     | 1 |  |
| 18 | Bearing, MG305DDA                             | 023857     | 1 |  |
| 19 | Ring, 1 OR 3100-100 Retaining                 | F04254-15  | 2 |  |
| 20 | Bolt, 1/2-13 x 2 1/2" Hex Head Grade 5        | F05008-74  | 2 |  |
| 21 | Spring, Die, Heavy 1/2IDx1ODx1                | 036713     | 2 |  |
| 22 | Nut, 1/2-13 Swaged Hex                        | F05010-3   | 2 |  |
| 23 | <b>PLATE, LOWER ROLLER RETAINER</b>           | 045158     | 2 |  |
| 24 | <b>SCREW, 1/2-20 X 2 1/2" SOCKET HEAD CAP</b> | F05008-45  | 4 |  |
| 25 | <b>SCREW, 3/8-16 X 1 1/4" SOCKET HEAD CAP</b> | F05007-150 | 8 |  |
| 26 | <b>PLATE, BOTTOM OILER</b>                    | 042415     | 1 |  |
| 27 | <b>WASHER, 5/16 STANDARD FLAT</b>             | F05011-16  | 4 |  |
| 28 | <b>WASHER, 5/16" SPLIT LOCK</b>               | F05011-13  | 2 |  |
| 29 | <b>BOLT, 5/16-18 X 1" HEX HEAD</b>            | F05006-1   | 4 |  |
| 30 | <b>NUT, 5/16-18 HEX NYLON LOCK</b>            | F05010-58  | 2 |  |
| 31 | <b>BLOCK, BOTTOM OILER</b>                    | 036334     | 1 |  |
| 32 | <b>FITTING, 1/8 NPT OIL HOLE COVER</b>        | 036333     | 1 |  |
| 33 | <b>WIPER, ROUND GRAY FELT</b>                 | 033375     | 2 |  |

### 6.3 Power Feed Drive



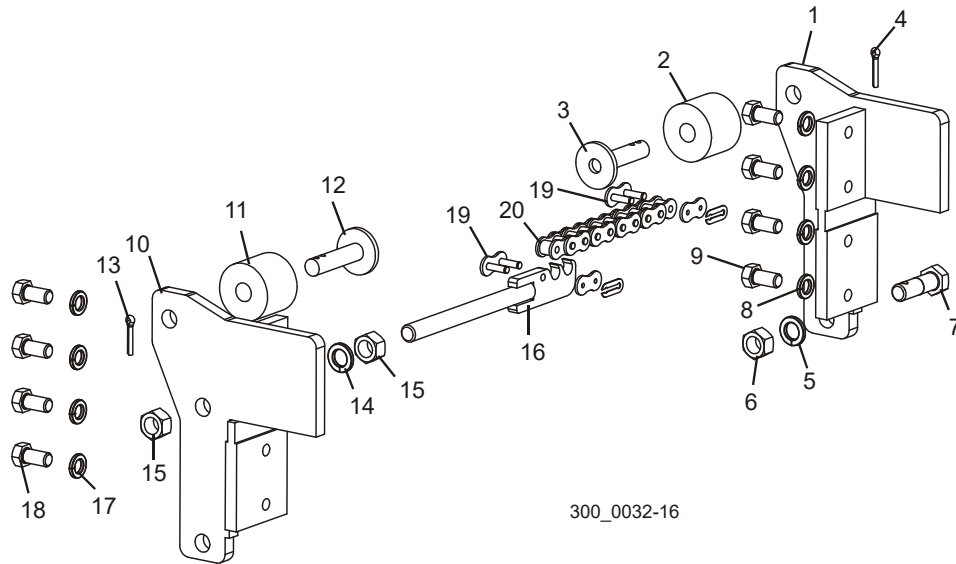
| REF | DESCRIPTION (◆ Indicates Parts Available In Assemblies Only) | PART #    | QTY. |
|-----|--|-----------|------|
|     | <b>DRIVE ASSEMBLY, POWER FEED</b>                            | 042382    | 1    |
| 1   | Bracket Weldment, Power Feed Drive Mount                     | 042384    | 1    |
|     | Shaft Assembly, Power Feed Drive                             | 042383    | 1    |
| 2   | Block, Power Feed Drive Shaft Bearing                        | 042381    | 1    |
| 3   | Bearing, R18 Sealed  | 034380    | 3    |
| 4   | Shaft Weldment, Power Feed Drive                             | 042365    | 1    |
| 5   | Spacer, Power Feed Bearing                                   | 042387    | 1    |
| 6   | Ring, 1 1/8" Outside Retaining                               | F04254-36 | 1    |
| 7   | Ring, 2 1/8" Inside Retaining                                | F04254-38 | 1    |
|     | Retrofit Kit, WM3000 Power Feed Drive                        | 503409    | 1    |
| 8   | Motoreducer, SKISI63-IEC90-90L/4                             | 503380    | 1    |
|     | Reducer, SK16/63 i=5 NORD                                    | 503769    | 1    |
|     | Motor, SK90L/4 N=1.5kW n=1400RPM                             | 503767    | 1    |

# 6

## Power Feed Power Feed Drive

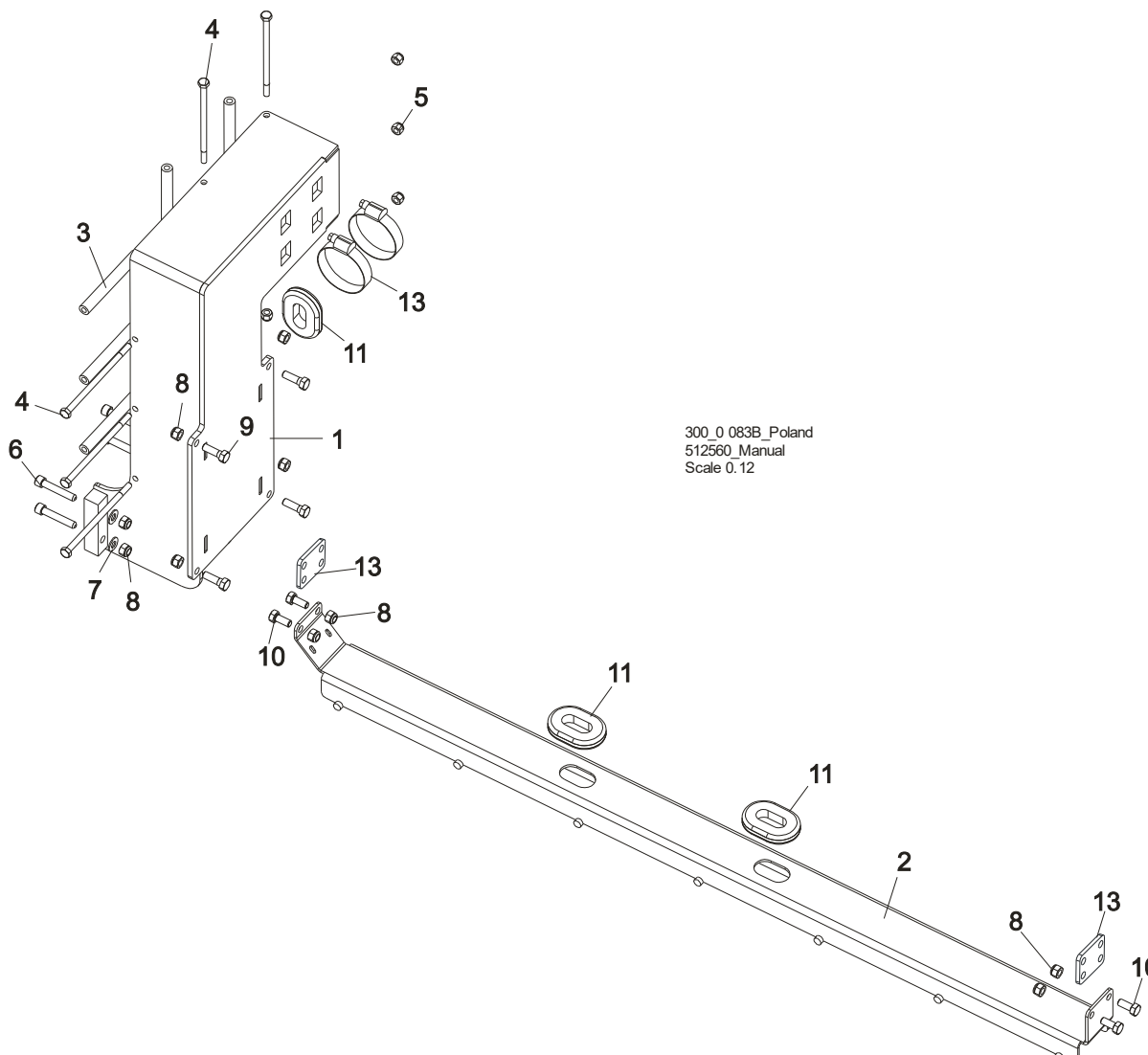
|    |   |            |   |  |
|----|---|------------|---|--|
| 9  | Shaft, WM3000 Up/Down Output            | 503408     | 1 |  |
| 10 | Plate, WM3000 Power Feed                | 503383-1   | 1 |  |
| 11 | Guard, WM3000 Power Feed Motor          | 503384-1   | 1 |  |
| 12 | Washer, 8.4 Flat Zinc                   | F81054-1   | 8 |  |
| 13 | Bolt, M8x50 Gr5(8.8) HH Zinc            | F81002-10  | 4 |  |
| 14 | Nut, M8-8-B Hex Nylon Lock Zinc         | F81032-2   | 4 |  |
| 15 | Sprocket, 6015 x 1/2" Idler             | 042367     | 1 |  |
| 16 | Screw, 1/2-13 x 1 1/2" Flat Socket Head | F05008-80  | 4 |  |
| 17 | Washer, 1/2" SAE Flat                   | F05011-2   | 3 |  |
| 18 | Nut, 1/2-13 Hex Lock                    | F05010-3   | 1 |  |
| 19 | Shaft, Power Feed Idler Sprocket        | 016828     | 1 |  |
| 20 | Bolt, 5/8-11 x 4 1/2" Hex Head Grade 5  | F05009-10  | 2 |  |
| 21 | Nut, 5/8-11 Hex Lock                    | F05010-4   | 2 |  |
| 22 | Key, 1/4" x 1"                          | S21486     | 2 |  |
|    | Coupling, Power Feed Shaft              | 042655     | 1 |  |
| 23 | Coupling Body, 10R x 1 1/8"             | 042655-4   | 1 |  |
| 24 | Coupling Spider, 10R Urethane           | 042655-2   | 1 |  |
| 25 | Coupling Ring, 10R Steel                | 042655-5   | 1 |  |
| 26 | Coupling Body, 10R x 1"                 | 042655-1   | 1 |  |
| 27 | Screw, M8-1.25 x 8mm Socket Head Set    | F05004-234 | 8 |  |
| 28 | Collar, 1 1/8" Shaft Clamp-On           | 038445     | 1 |  |
| 29 | Collar, 1" Shaft Clamp-On               | 038444     | 1 |  |

## 6.4 Power Feed Chain & Head Stops



| REF. | DESCRIPTION (◆ Indicates Parts Available In Assemblies Only) | PART #     | QTY |
|------|--|------------|-----|
|      | <b>STOP ASSEMBLY, HEAD FRONT</b>                             | 035646     | 1   |
| 1    | Stop Weldment, Left  | 042408     | 1   |
| 2    | Bushing, 11/16x2 1/8x1 3/4 Rubber                            | P12165     | 1   |
| 3    | Stop Weldment, Carriage Ptd                                  | W09293     | 1   |
| 4    | Pin, 3/16" x 1" Cotter                                       | F05012-21  | 1   |
| 5    | Washer, 5/8" Split Lock                                      | F05011-27  | 1   |
| 6    | Nut, 5/8-18 Hex  | F05010-50  | 1   |
| 7    | Bolt, #60 Feed Chain Tensioner                               | 035653     | 1   |
| 8    | Washer, 1/2" Split Lock                                      | F05011-9   | 4   |
| 9    | Bolt, 1/2-13 x 1 Hex Head Grade 8                            | F05008-128 | 4   |
|      | <b>HEAD STOP ASSY, BED REAR</b>                              | 036199     | 1   |
| 10   | Stop Weldment, Right   | 042411     | 1   |
| 11   | Bushing, 11/16x2 1/8x1 3/4 Rubber                            | P12165     | 1   |
| 12   | Stop Weldment, Carriage                                      | W09293     | 1   |
| 13   | Pin, 3/16" x 1" Cotter                                       | F05012-21  | 1   |
| 14   | Washer, 5/8" Split Lock                                      | F05011-27  | 1   |
| 15   | Nut, 5/8-18 Hex  | F05010-50  | 2   |
| 16   | Rod Weldment, #60 Feed Chain Tensioner                       | 035652     | 1   |
| 17   | Washer, 1/2" Split Lock                                      | F05011-9   | 4   |
| 18   | Bolt, 1/2-13 x 1 Hex Head Grade 8                            | F05008-128 | 4   |
| 19   | Link, #60 CL   | 042398     | 2   |
| 20   | Chain, #60x27' Power Feed                                    | 036200     | 1   |

## 6.5 Lower Cable Carrier



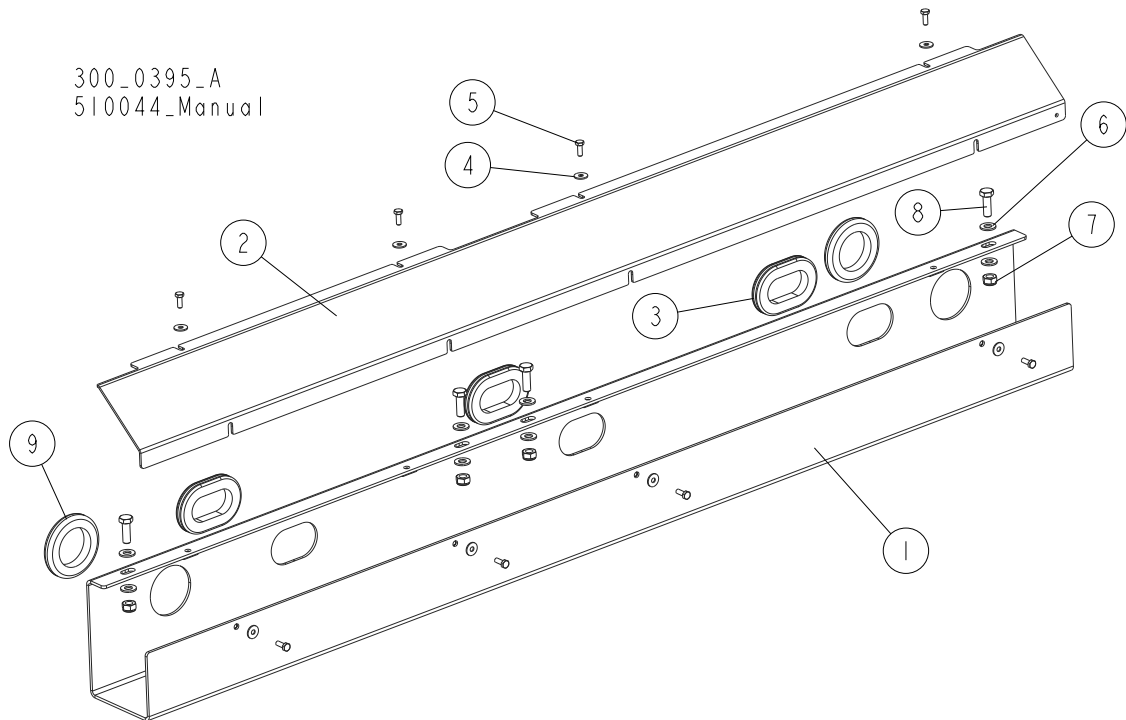
| REF. | DESCRIPTION (◆ Indicates Parts Available In Assemblies Only) | PART #     | QTY |
|------|--|------------|-----|
|      | <b>LOWER CABLE CARRIER ASSEMBLY</b>                          | 036342     | 1   |
| 1    | Mount Weldment, Cable Carrier                                | 036329     | 1   |
| 2    | Cable Carrier, Lower   | 036341     | 1   |
| 3    | Spacer, Wireway  | 042111     | 5   |
| 4    | Bolt, 1/4-20 x 5" Hex Head                                   | F05005-146 | 5   |
| 5    | Nut, 1/4-20 Nylon Lock                                       | F05010-69  | 5   |
| 6    | Screw, 5/16-18 x 1 3/4" Socket Head Cap                      | F05006-65  | 4   |

---

|           |                                      |           |    |  |
|-----------|--------------------------------------|-----------|----|--|
| <b>7</b>  | Washer, 5/16 SAE Flat                | F05011-17 | 4  |  |
| <b>8</b>  | Nut, 5/16-18 Hex Nylon Lock          | F05010-58 | 12 |  |
| <b>9</b>  | Bolt, 5/16-18 x 1" Hex Head          | F05006-1  | 4  |  |
| <b>10</b> | Bolt, 5/16-18 x 3/4" Hex Head        | F05006-5  | 4  |  |
| <b>11</b> | Grommet, 1" x 1 3/4" Rubber (Oval)   | 085613    | 3  |  |
| <b>12</b> | Clamp, 2-1/2" Worm                   | P09895    | 2  |  |
| <b>13</b> | <b>PLATE, CABLE CARRIER MOUNTING</b> | 510835-1  | 2  |  |

## SECTION 7 BED FRAME ASSEMBLY

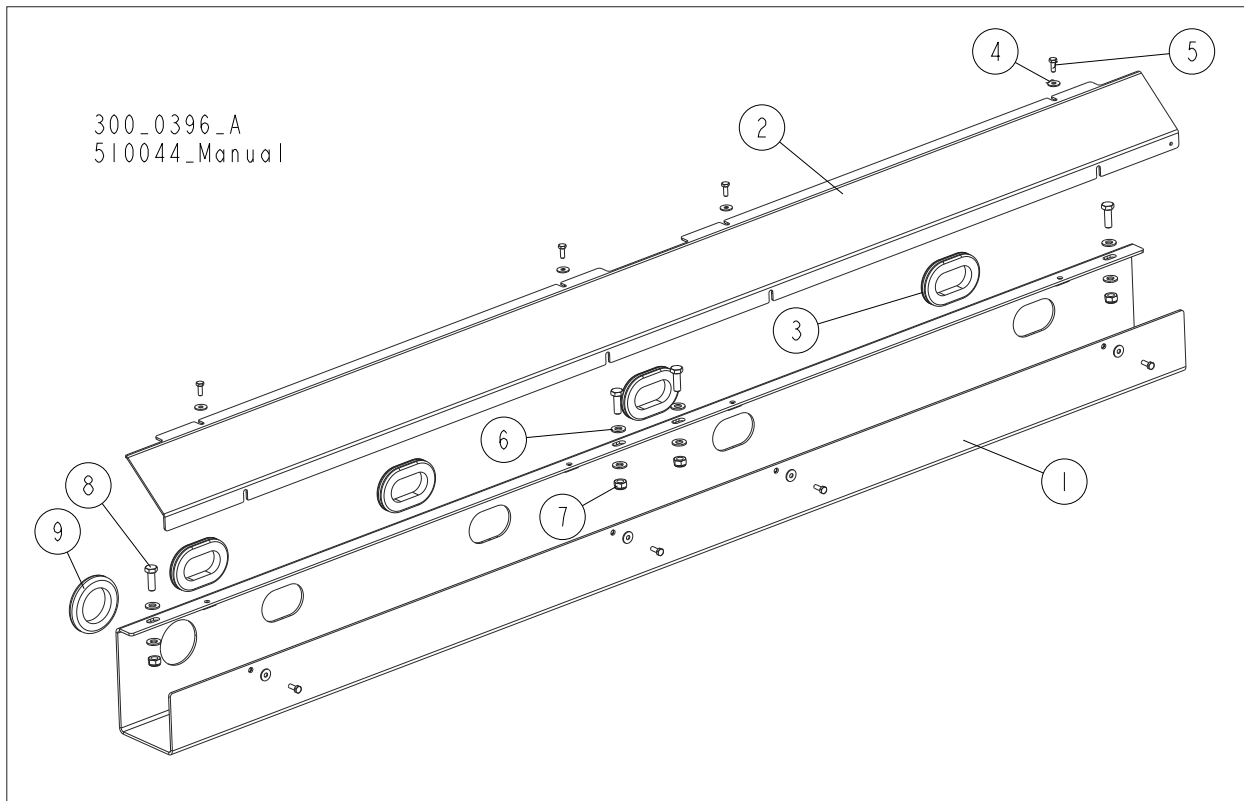
### 7.1 Front Hydraulic Hose Duct



| REF. | DESCRIPTION (◆ Indicates Parts Available In Assemblies Only) | PART NO.      | QTY      |
|------|--|---------------|----------|
|      | <b>DUCT, FRONT HYDRAULIC HOSE - COMPLETE</b>                 | <b>510240</b> | <b>1</b> |
| 1    | DUCT WELDMENT, FRONT HYDRAULIC HOSE                          | 510237-1      | 1        |
| 2    | COVER, FRONT HYDRAULIC HOSE DUCT                             | 510239-1      | 1        |
| 3    | GROMMET, 70x36x4 RUBBER                                      | 089532        | 3        |
| 4    | WASHER, 6.5 SPECIAL FLAT ZINC                                | F81053-11     | 8        |
| 5    | BOLT, M6x16 8.8 HEX HEAD FULL THREAD ZINC                    | F81001-15     | 8        |
| 6    | WASHER, 10.5 FLAT ZINC                                       | F81055-1      | 8        |
| 7    | NUT, M10-8-B HEX NYLON ZINC LOCK                             | F81033-1      | 4        |
| 8    | BOLT, M10x30-5.8 HEX HEAD FULL THREAD ZINC                   | F81003-2      | 4        |
| 9    | SEAL RUBBER, WIRE  | 085614        | 2        |



## 7.2 Middle Hydraulic Hose Duct

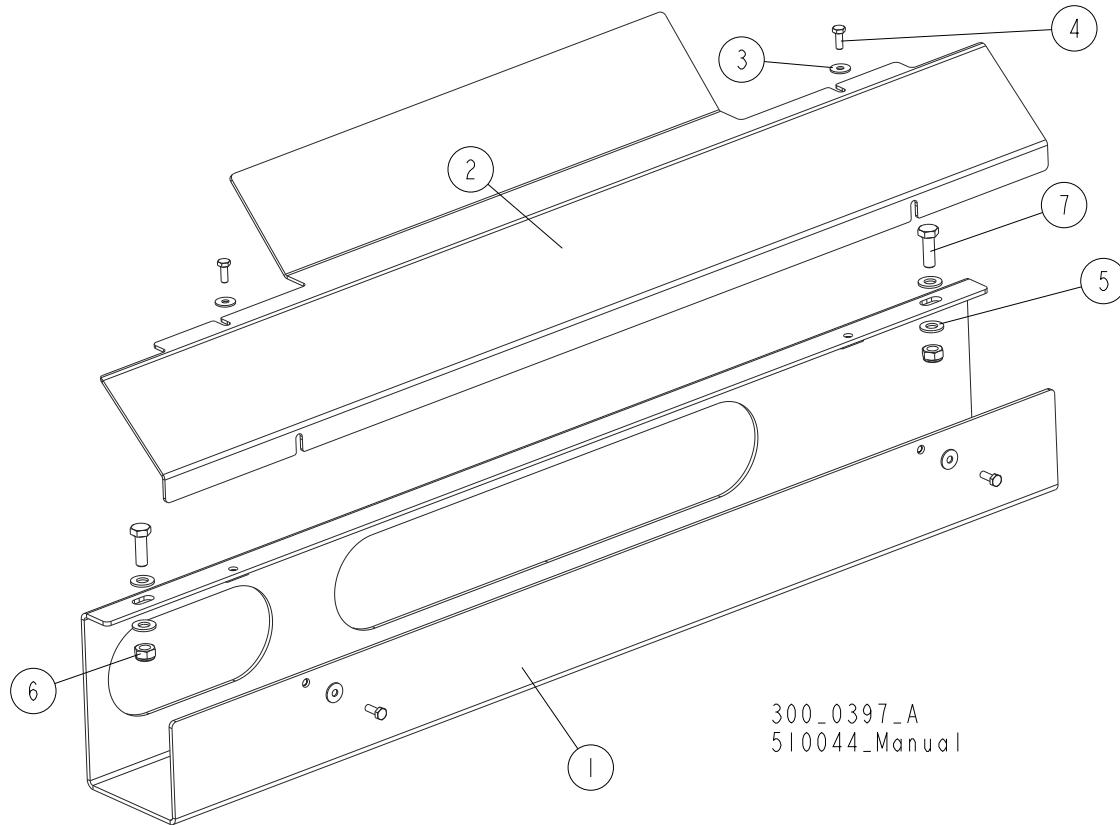


| REF. | DESCRIPTION (◆ Indicates Parts Available In Assemblies Only) | PART NO.      | QTY      |
|------|--|---------------|----------|
|      | <b>DUCT, MIDDLE HYDRAULIC HOSE - COMPLETE</b>                | <b>510235</b> | <b>1</b> |
| 1    | DUCT, MIDDLE HYDRAULIC HOSE                                  | 510234-1      | 1        |
| 2    | COVER, MIDDLE HYDRAULIC HOSE DUCT                            | 510238-1      | 1        |
| 3    | GROMMET, 70x36x4 RUBBER                                      | 089532        | 4        |
| 4    | WASHER, 6.5 SPECIAL FLAT ZINC                                | F81053-11     | 8        |
| 5    | BOLT, M6x16 8.8 HEX HEAD FULL THREAD ZINC                    | F81001-15     | 8        |
| 6    | WASHER, 10.5 FLAT ZINC                                       | F81055-1      | 8        |
| 7    | NUT, M10-8-B HEX NYLON ZINC LOCK                             | F81033-1      | 4        |
| 8    | BOLT, M10x30-5.8 HEX HEAD FULL THREAD ZINC                   | F81003-2      | 4        |
| 9    | SEAL RUBBER, WIRE  | 085614        | 1        |

# 7 Bed Frame Assembly

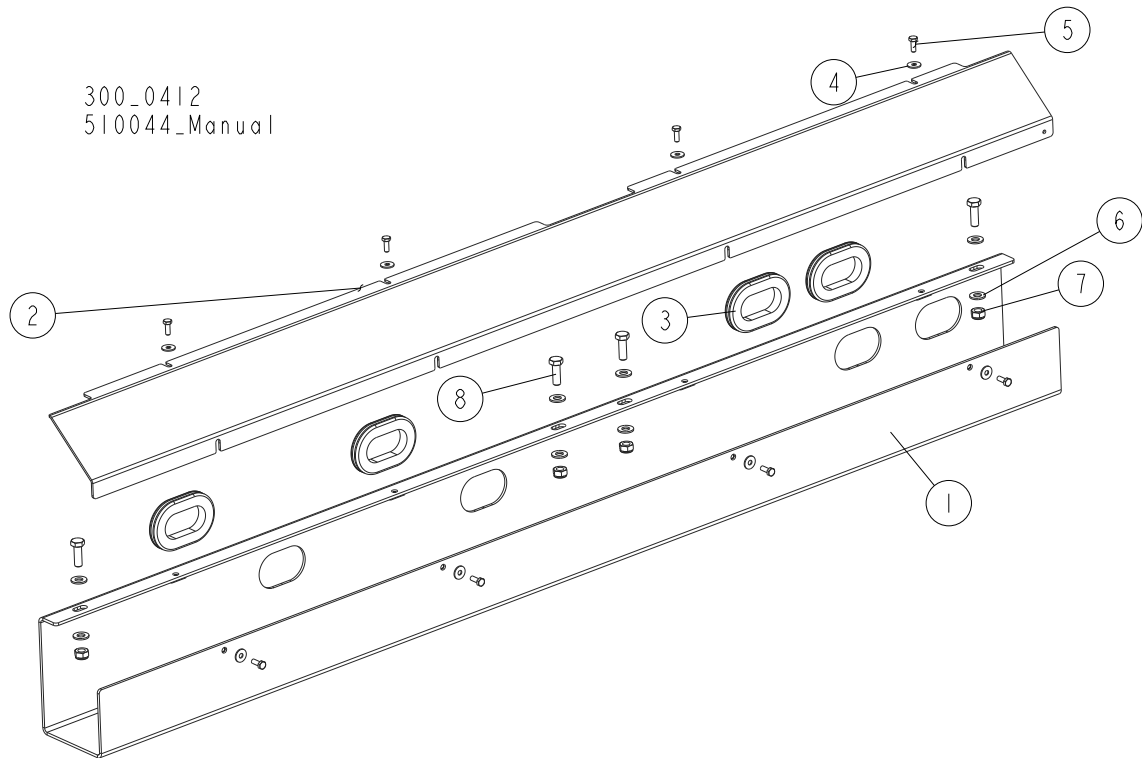
## Rear Hydraulic Hose Duct

### 7.3 Rear Hydraulic Hose Duct



| REF. | DESCRIPTION (◆ Indicates Parts Available In Assemblies Only) | PART NO.      | QTY      |
|------|--|---------------|----------|
|      | <b>DUCT, REAR HYDRAULIC HOSE - COMPLETE</b>                  | <b>510510</b> | <b>1</b> |
| 1    | DUCT WELDMENT, REAR HYDRAULIC HOSE                           | 510509-1      | 1        |
| 2    | COVER, REAR HYDRAULIC HOSE DUCT                              | 510511-1      | 1        |
| 3    | WASHER, 6.5 SPECIAL FLAT ZINC                                | F81053-11     | 4        |
| 4    | BOLT, M6x16 8.8 HEX HEAD FULL THREAD ZINC                    | F81001-15     | 4        |
| 5    | WASHER, 10.5 FLAT ZINC                                       | F81055-1      | 4        |
| 6    | NUT, M10-8-B HEX NYLON ZINC LOCK                             | F81033-1      | 2        |
| 7    | BOLT, M10x30-5.8 HEX HEAD FULL THREAD ZINC                   | F81003-2      | 2        |

### 7.4 Front Hydraulic Hose Duct

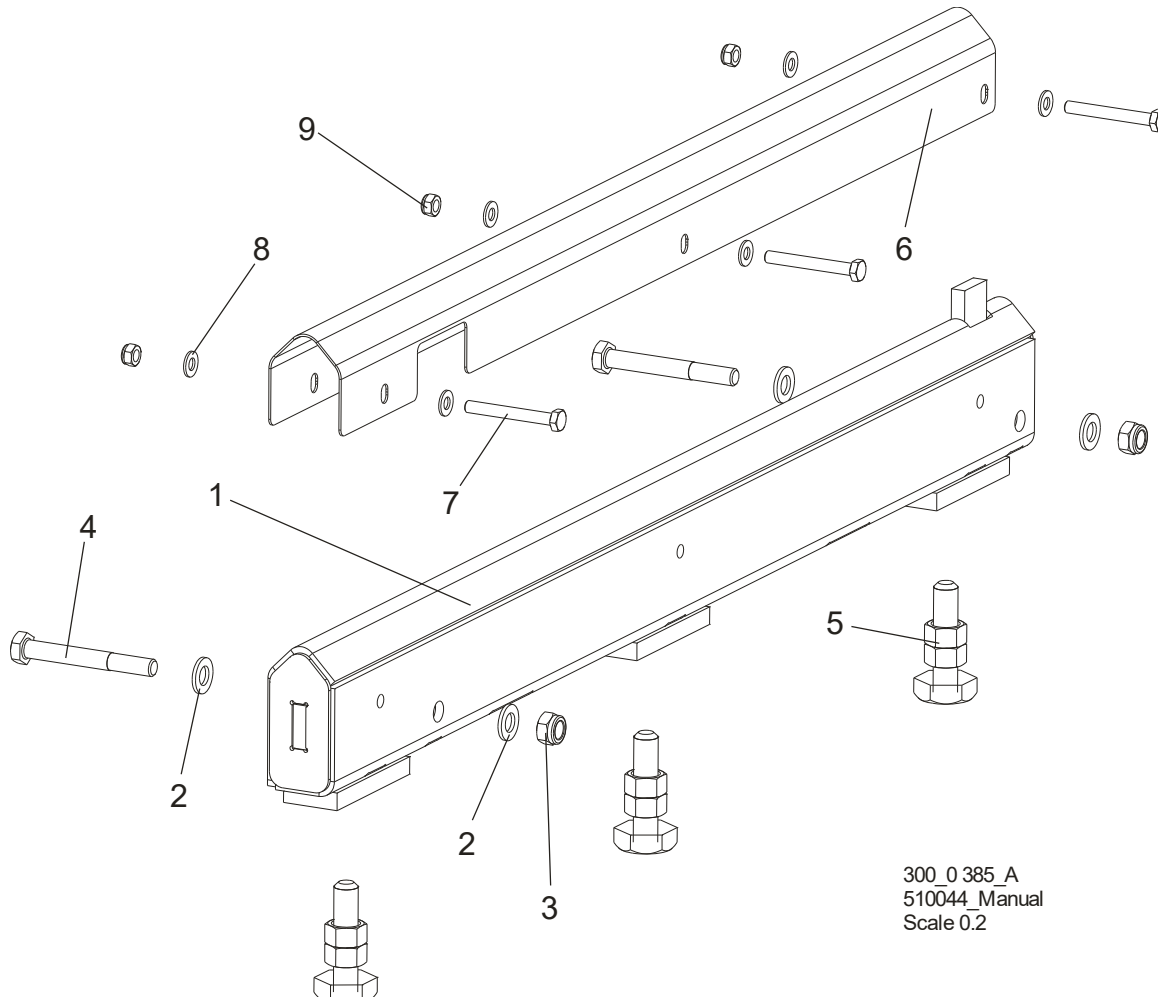


| REF. | DESCRIPTION (◆ Indicates Parts Available In Assemblies Only) | PART NO.      | QTY      |
|------|--|---------------|----------|
|      | <b>DUCT, FRONT HYDRAULIC HOSE - COMPLETE</b>                 | <b>519000</b> | <b>1</b> |
| 1    | DUCT WELDMENT, FRONT HYDRAULIC HOSE                          | 519003-1      | 1        |
| 2    | COVER, FRONT HYDRAULIC HOSE DUCT                             | 519001-1      | 1        |
| 3    | GROMMET, RUBBER  | 089532        | 4        |
| 4    | WASHER, FLAT ZINC  | F81053-11     | 8        |
| 5    | BOLT, M6 X 16 8.8 FE/ZN5 PN-M/82105                          | F81001-15     | 8        |
| 6    | WASHER, 10.5 FLAT ZINC                                       | F81055-1      | 8        |
| 7    | NUT, M10-8-B HEX NYLON ZINC LOCK                             | F81033-1      | 4        |
| 8    | BOLT, M10X30-5.8 HEX HEAD FULL THREAD ZI                     | F81003-2      | 4        |

# 7 Bed Frame Assembly

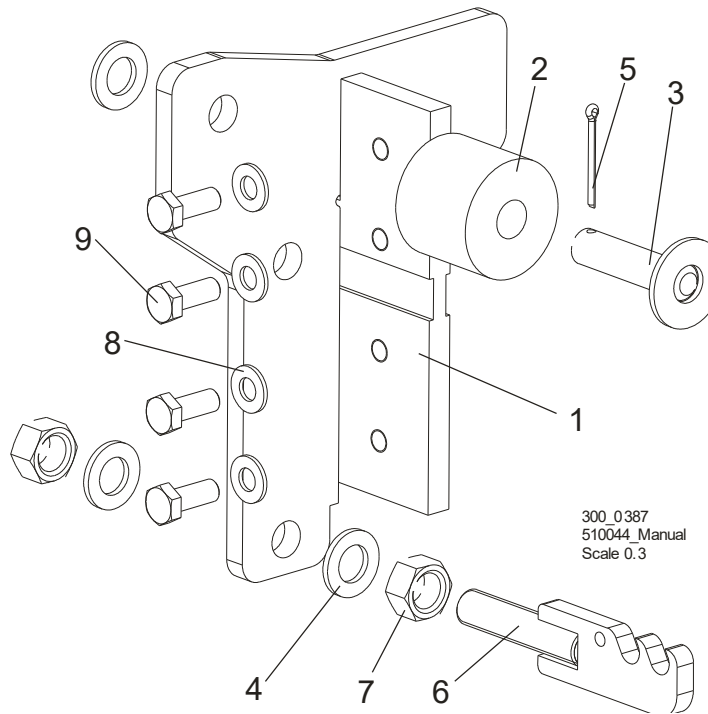
## Bed Rail

### 7.5 Bed Rail



| REF. | DESCRIPTION (◆ Indicates Parts Available In Assemblies Only) | PART NO.  | PCS/ALL |  |
|------|--|-----------|---------|--|
| 1    | RAIL, WM4000 BED - ADJUSTABLE (SPECIAL)                      | 509320    | 1       |  |
| 2    | WASHER, 13 FLAT ZINC   | F81056-1  | 4       |  |
| 3    | NUT, M12-8 HEX NYLON ZINC LOCK                               | F81034-2  | 2       |  |
| 4    | BOLT, M8x65-5.8 HEX HEAD ZINC                                | F81004-29 | 2       |  |
| 5    | M16 BOLT & 2 NUTS  | 093710    | 3       |  |
| 6    | COVER, WM3500 BED RAIL                                       | 509850    | 1/7     |  |
| 7    | BOLT, M8x65 8.8 HEX HEAD FULL THREAD ZINC                    | F81002-9  | 3/21    |  |
| 8    | WASHER, 8.4 FLAT ZINC  | F81054-1  | 6/42    |  |
| 9    | NUT, M8-8-B HEX NYLON ZINC LOCK                              | F81032-2  | 3/21    |  |

## 7.6 Rear Bumper Bracket

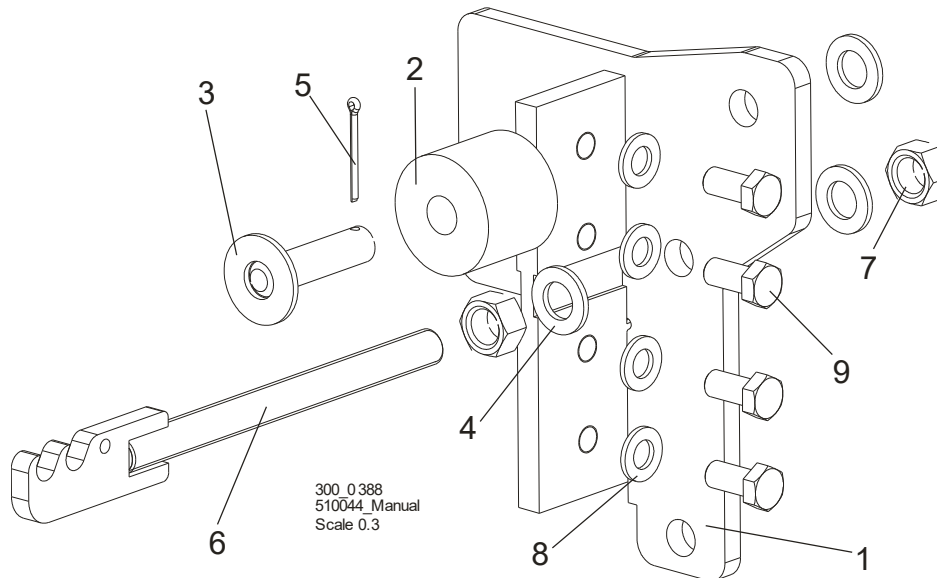


| REF. | DESCRIPTION (◆ Indicates Parts Available In Assemblies Only) | PART NO.      | QTY      |
|------|--|---------------|----------|
|      | <b>BRACKET, REAR LT300 RUBBER BUMPER - COMPLETE</b>          | <b>097271</b> | <b>1</b> |
| 1    | BRACKET, REAR LT300 RUBBER BUMPER                            | 097296-1      | 1        |
| 2    | BUSHING, 11/16X2 1/8X1 3/4 RUBBER                            | P12165        | 1        |
| 3    | PIN WELDMENT, LT300 RUBBER BUMPER                            | 094023-1      | 1        |
| 4    | WASHER, 17 FLAT ZINC   | F81058-1      | 3        |
| 5    | PIN, S-Zn 4x25 COTTER  | F81043-2      | 1        |
| 6    | BRACKET, LT300 CHAIN HOOK ZINC-PLATED                        | 094373-1      | 1        |
| 7    | NUT, M16-5.8 HEX ZINC  | F81036-1      | 2        |
| 8    | WASHER, 10.5 FLAT ZINC                                       | F81055-1      | 4        |
| 9    | BOLT, M10x25-8.8 HEX HEAD FULL THREAD ZINC                   | F81003-11     | 4        |

# 7 Bed Frame Assembly

## Front Bumper Bracket

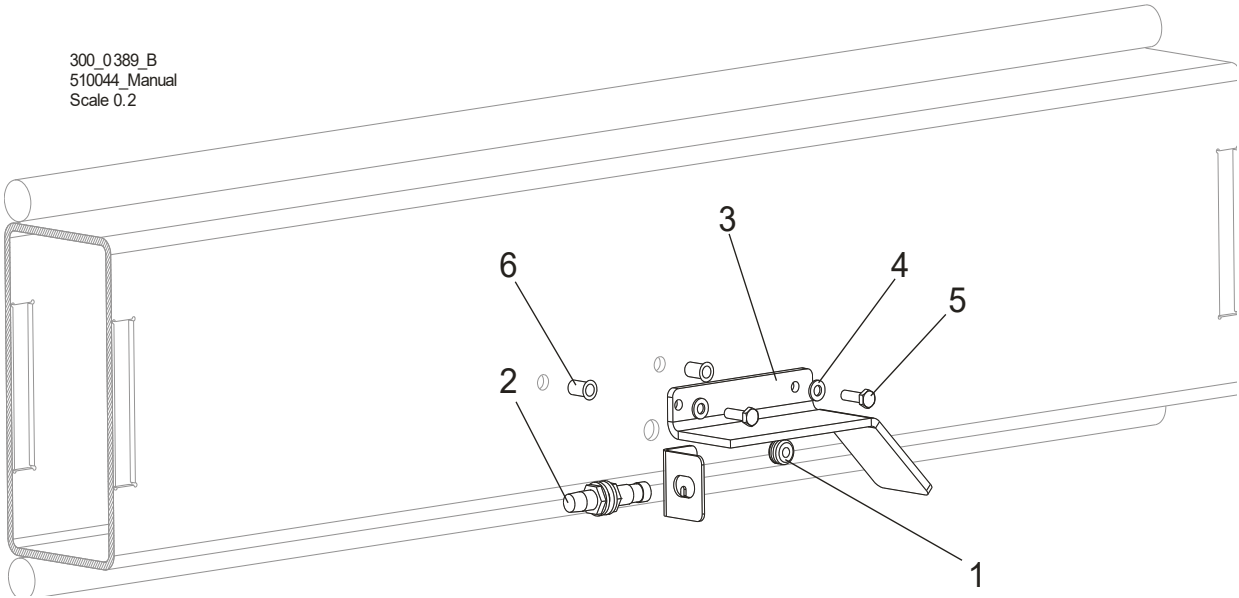
### 7.7 Front Bumper Bracket



| REF. | DESCRIPTION (◆ Indicates Parts Available In Assemblies Only) | PART NO.      | QTY      |
|------|--|---------------|----------|
|      | <b>BRACKET, FRONT LT300 RUBBER BUMPER</b>                    | <b>094018</b> | <b>1</b> |
| 1    | BRACKET, FRONT LT300 RUBBER BUMPER                           | 091119-1      | 1        |
| 2    | BUSHING, 11/16X2 1/8X1 3/4 RUBBER                            | P12165        | 1        |
| 3    | PIN WELDMENT, LT300 RUBBER BUMPER                            | 094023-1      | 1        |
| 4    | WASHER, 17 FLAT ZINC   | F81058-1      | 3        |
| 5    | PIN, S-Zn 4x25 COTTER  | F81043-2      | 1        |
| 6    | BRACKET, FRONT LT300 CHAIN HOOK                              | 094021-1      | 1        |
| 7    | NUT, M16-5.8 HEX ZINC  | F81036-1      | 2        |
| 8    | WASHER, 13 FLAT ZINC   | F81056-1      | 4        |
| 9    | BOLT, M12x25-8.8 HEX HEAD FULL THREAD ZINC                   | F81004-31     | 4        |

**7.8 Side Support Sensor Guard**

300\_0389\_B  
 510044\_Manual  
 Scale 0.2

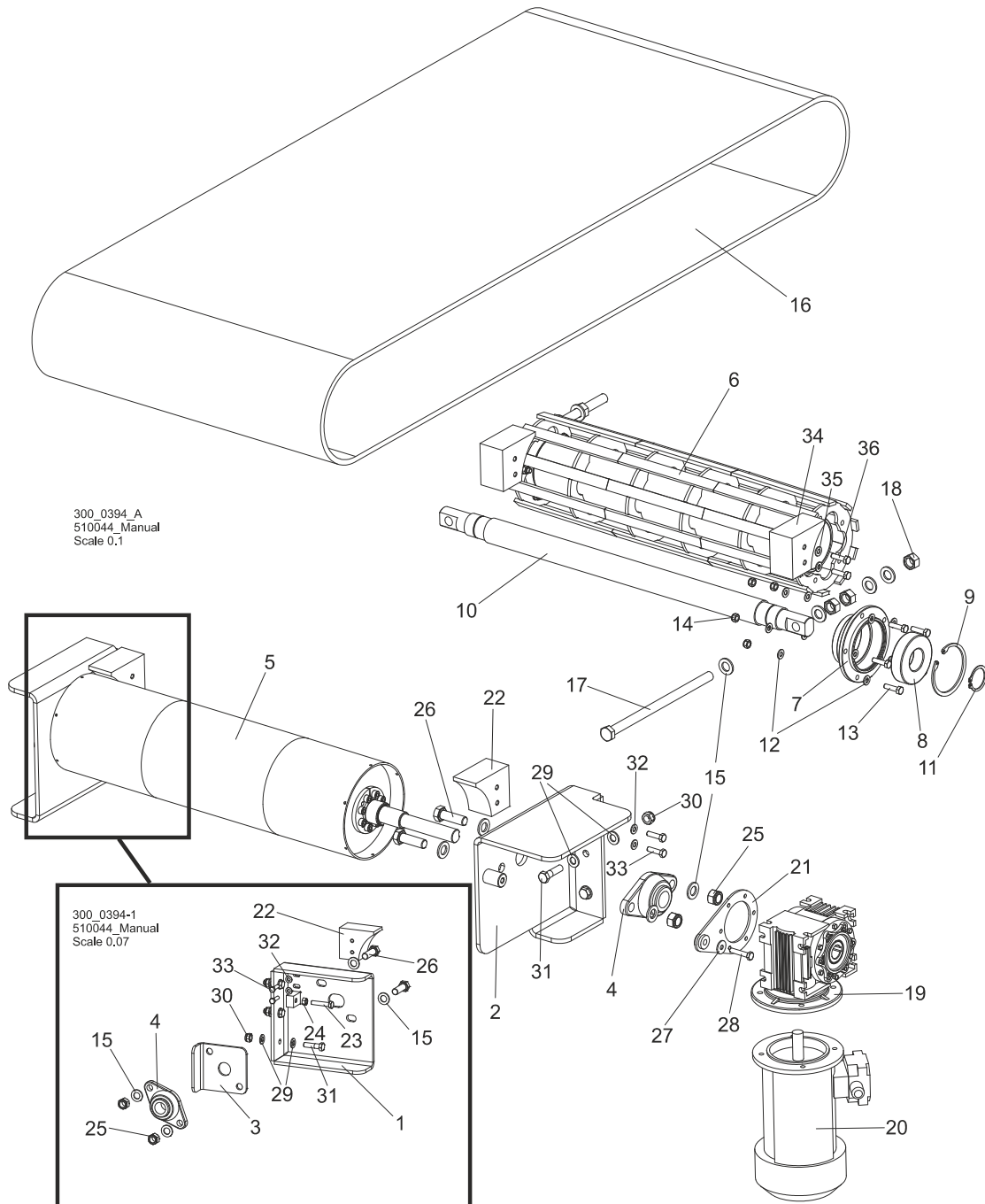


| REF. | DESCRIPTION (◆ Indicates Parts Available In Assemblies Only) | PART NO. | QTY |
|------|--|----------|-----|
| 1    | GROMMET, GH6 RUBBER  | 085338   | 1   |
| 2    | SENSOR, BES M12MG-PSC80F-S04G INDUCTIVE PROXIMITY            | 093168   | 1   |
| 3    | GUARD, SIDE SUPPORT SENSOR                                   | 510507-1 | 1   |
| 4    | WASHER, 6.4 FLAT ZINC  | F81053-1 | 2   |
| 5    | BOLT, M6x20-8.8 HEX HEAD FULL THREAD ZINC                    | F81001-2 | 2   |
| 6    | NUT, M6/1.5-3.0 BLIND RIVET                                  | F81031-8 | 2   |

# 7 Bed Frame Assembly

## WM4000 Belt Conveyor

### 7.9 WM4000 Belt Conveyor



| REF. | DESCRIPTION (◆ Indicates Parts Available In Assemblies Only) | PART NO.      | QTY      |
|------|--|---------------|----------|
|      | <b>COMPLETE WM4000 BELT CONVEYOR</b>                         | <b>511280</b> | <b>1</b> |
| 1    | BRACKET WELDMNT, PULLEY MOUNT - LEFT                         | 511296-1      | 1        |
| 2    | BRACKET WELDMNT, PULLEY MOUNT - RIGHT                        | 511293-1      | 1        |

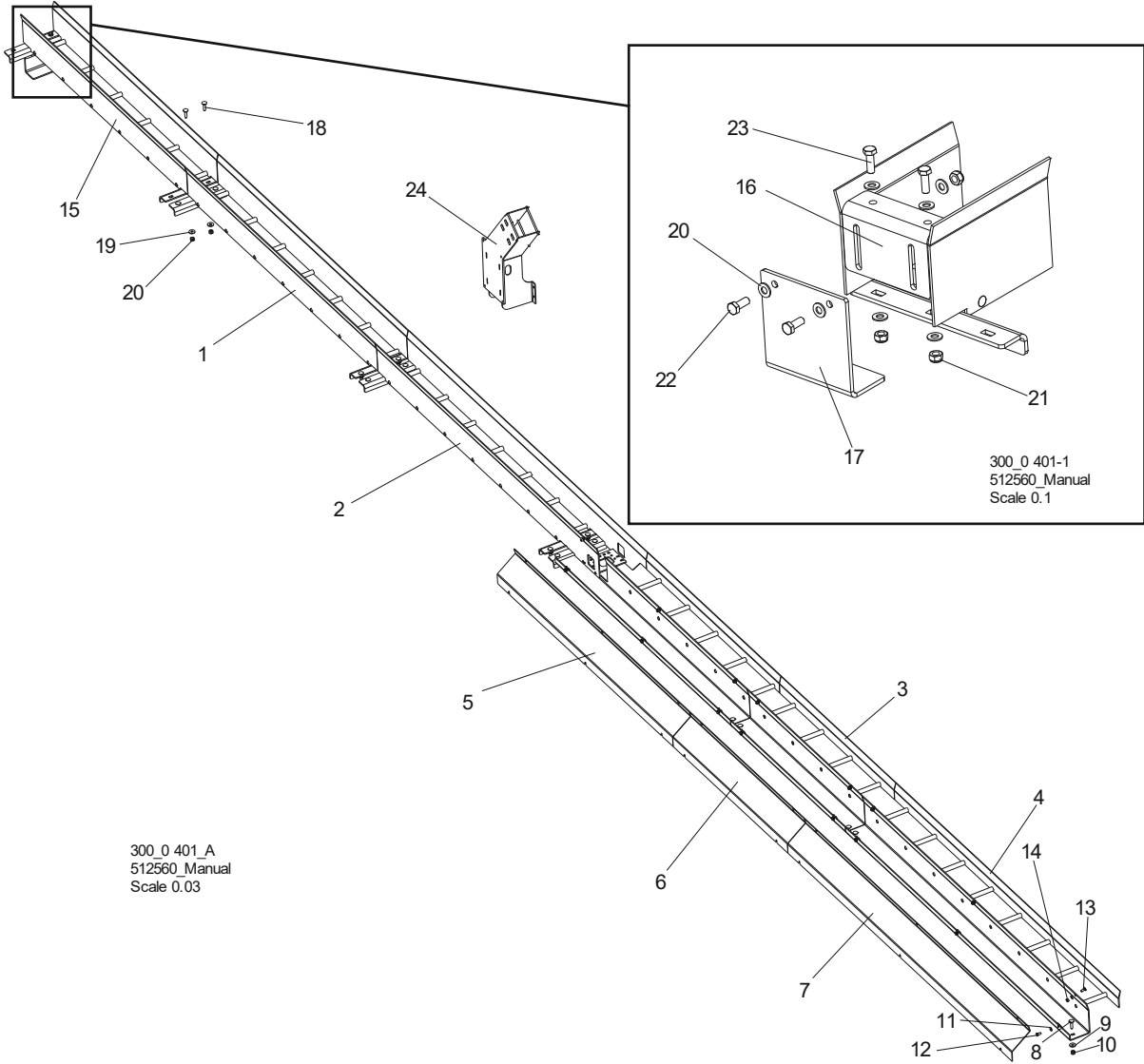


|    |  |                 |          |  |
|----|--|-----------------|----------|--|
| 3  | PLATE, BELT TENSION CORRECTION                   | 511278-1        | 1        |  |
| 4  | BEARING, UCFL 206 CX W/HOUSING                   | 090851          | 2        |  |
| 5  | PULLEY, BELT CONVEYOR                            | 538054          | 1        |  |
|    | <b>ROLLER, WM4000 IDLE SIDE - COMPLETE</b>       | <b>511286</b>   | <b>1</b> |  |
| 6  | ROLLER, BELT SCRAPER                             | 519965-1        | 1        |  |
|    | <b>HUB, ROLLER BEARING - COMPLETE</b>            | <b>511305</b>   | <b>2</b> |  |
| 7  | HUB, ROLLER BEARING                              | 511304-1        | 1        |  |
| 8  | BEARING, 6308 2RS CX                             | 504268          | 1        |  |
| 9  | RING, W90 INSIDE RETAINING                       | F81090-29       | 1        |  |
| 10 | SHAFT, IDLE SIDE ROLLER                          | 511283          | 1        |  |
| 11 | RING, Z40 OUTSIDE RETAINING                      | F81090-33       | 2        |  |
| 12 | WASHER, 8.4 FLAT ZINC                            | F81054-1        | 20       |  |
| 13 | BOLT, M8x30-5.8 HEX HEAD FULL THREAD ZINC        | F81002-2        | 10       |  |
| 14 | NUT, M8-8-B HEX NYLON ZINC LOCK                  | F81032-2        | 10       |  |
| 15 | WASHER, 17 FLAT ZINC                             | F81058-1        | 16       |  |
| 16 | BELT, 2M0P3 LG3216X600                           | 511290          | 1        |  |
| 17 | BOLT, M16X290-8.8 -A2 FULL THREAD                | F81006-27       | 2        |  |
| 18 | NUT, M16-5.8 HEX ZINC                            | F81036-1        | 6        |  |
|    | <b>MOTOREDUCER, MR-50/7.5/1.1-1400/F3/V6</b>     | <b>509560</b>   | <b>1</b> |  |
| 19 | REDUCER, MR-50/7.5/160                           | 509557          | 1        |  |
| 20 | MOTOR, SKh80X-4C1 IMB14/1-162 INDUCTION          | 090104          | 1        |  |
| 21 | ARM, R50 TORQUE                                  | 509558          | 1        |  |
| 22 | BLOCK, SAFETY                                    | 511295          | 2        |  |
| 23 | BOLT, M10x50-8.8 HEX HEAD FULL THREAD ZINC       | F81003-4        | 1        |  |
| 24 | NUT, M10-8-B HEX ZINC                            | F81033-3        | 1        |  |
| 25 | NUT, M16-8 HEX NYLON ZINC LOCK                   | F81036-2        | 4        |  |
| 26 | BOLT, M16x50-8.8 HEX HEAD FULL THREAD ZINC       | F81006-38       | 4        |  |
| 27 | WASHER, 8.5 SPECIAL FLAT ZINC                    | F81054-11       | 1        |  |
| 28 | BOLT, M8x40-8.8 HEX HEAD FULL THREAD ZINC        | F81002-15       | 1        |  |
| 29 | WASHER, 13 FLAT ZINC                             | F81056-1        | 12       |  |
| 30 | NUT, M12-8 HEX NYLON ZINC LOCK                   | F81034-2        | 6        |  |
| 31 | BOLT, M12x45-8.8 HEX HEAD ZINC                   | F81004-32       | 6        |  |
| 32 | WASHER, 8.4 FLAT ZINC                            | F81054-1        | 4        |  |
| 33 | BOLT, M8x30-5.8 HEX HEAD FULL THREAD ZINC        | F81002-2        | 4        |  |
| 34 | <b>BLOCK, SAFETY</b>                             | <b>511295</b>   | <b>2</b> |  |
| 35 | <b>WASHER, 8.4 FLAT ZINC</b>                     | <b>F81054-1</b> | <b>4</b> |  |
| 36 | <b>BOLT, M8x30-5.8 HEX HEAD FULL THREAD ZINC</b> | <b>F81002-2</b> | <b>4</b> |  |

# 7 Bed Frame Assembly

## Wireway Kit (Option w/o Pantograph)

### 7.10 Wireway Kit (Option w/o Pantograph)



| REF. | DESCRIPTION (◆ Indicates Parts Available In Assemblies Only) | PART NO.      | QTY      |
|------|--|---------------|----------|
|      | <b>WIREWAY KIT WM3500-HD WITH CE HOSE DUCT - COMPLETE</b>    | <b>513926</b> | <b>1</b> |
|      | <b>WIREWAY KIT, WM4000 - COMPLETE</b>                        | <b>510515</b> | <b>1</b> |
|      | <b>WIREWAY KIT, WM4000</b>                                   | <b>510520</b> | <b>1</b> |
| 1    | WIREWAY WELDMENT, WM4000                                     | 510518-1      | 1        |
| 2    | WIREWAY WELDMENT, WM4000                                     | 510521-1      | 1        |
| 3    | WIREWAY WELDMENT, WM4000                                     | 510542-1      | 1        |
| 4    | WIREWAY WELDMENT, WM4000                                     | 510546-1      | 1        |
| 5    | COVER, WIREWAY   | 510545-1      | 1        |
| 6    | COVER, WIREWAY   | 510549-1      | 1        |
| 7    | COVER, WIREWAY   | 510550-1      | 1        |

**Bed Frame Assembly**  
*Wireway Kit (Option w/o Pantograph)*

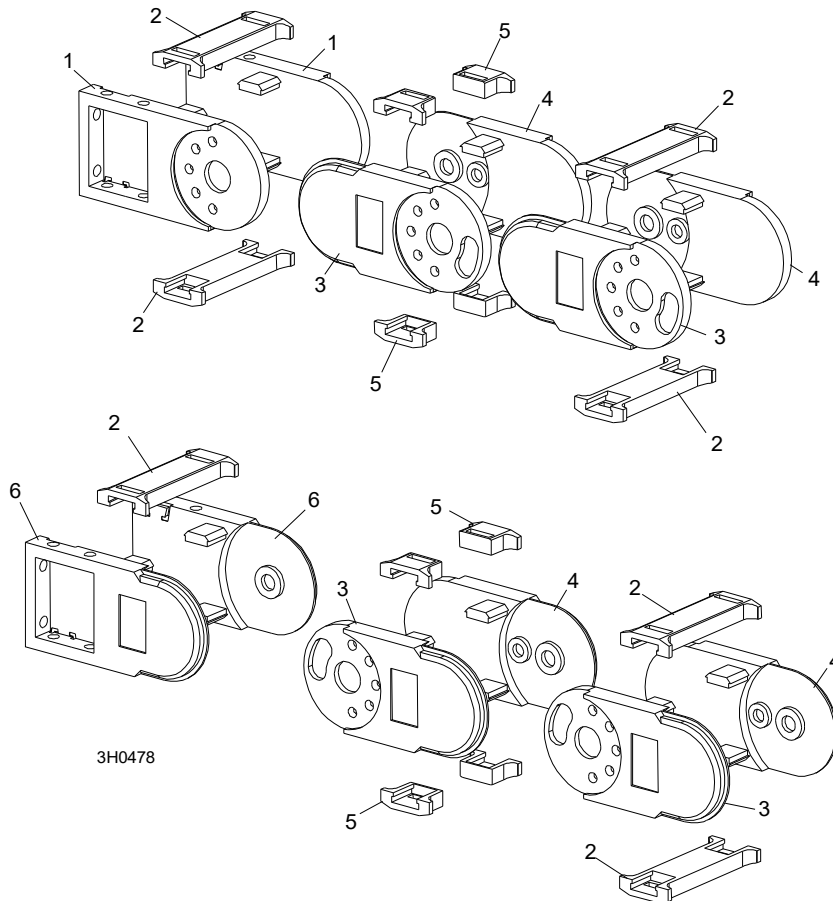
7

|    |  |               |          |  |
|----|--|---------------|----------|--|
| 8  | BOLT, M10x40 -8.8 MUSHROOM HEAD SQUARE NECK ZINC | F81003-40     | 15       |  |
| 9  | WASHER, 10.5 SPECIAL FLAT ZINC                   | F81055-6      | 15       |  |
| 10 | NUT, M10-8-B HEX NYLON ZINC LOCK                 | F81033-1      | 15       |  |
| 11 | WASHER, 8.4 FLAT ZINC                            | F81054-1      | 16       |  |
| 12 | BOLT, M8x16 -8.8-B HEX HEAD FULL THREAD ZINC     | F81002-20     | 8        |  |
| 13 | BOLT, M8x20-8.8 MUSHROOM HEAD SQUARE NECK ZINC   | F81002-11     | 8        |  |
| 14 | NUT, M8-8-B HEX ZINC                             | F81032-1      | 8        |  |
|    | <b>COMPLETE REAR WIREWAY</b>                     | <b>511276</b> | <b>1</b> |  |
| 15 | WIREWAY, WM4000 REAR                             | 511274-1      | 1        |  |
| 16 | BRACKET, LT70/300 WIREWAY SUPPORT ADJUSTMENT     | 099793-1      | 1        |  |
| 17 | SUPPORT, REAR WIREWAY                            | 510517-1      | 1        |  |
| 18 | BOLT, M10x40-8.8 MUSHROOM HEAD SQUARE NECK ZINC  | F81003-40     | 2        |  |
| 19 | WASHER, 10.5 SPECIAL FLAT ZINC                   | F81055-6      | 2        |  |
| 20 | WASHER, 10.5 FLAT ZINC                           | F81055-1      | 8        |  |
| 21 | NUT, M10-8-B HEX NYLON ZINC LOCK                 | F81033-1      | 6        |  |
| 22 | BOLT, M10x25-8.8 HEX HEAD FULL THREAD ZINC       | F81003-11     | 2        |  |
| 23 | BOLT, M10x30-5.8 HEX HEAD FULL THREAD ZINC       | F81003-2      | 2        |  |
| 24 | BRACKET, WIREWAY                                 | 503061-1      | 1        |  |

# 7 Bed Frame Assembly

## Cable Carrier

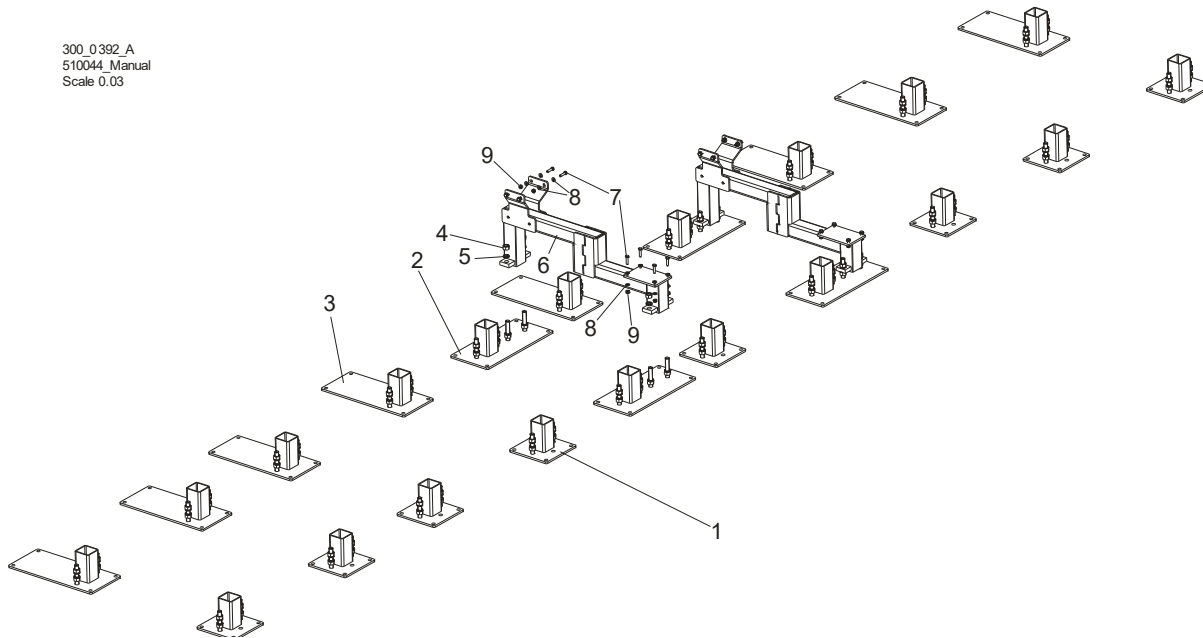
### 7.11 Cable Carrier



| REF. | DESCRIPTION (◆ Indicates Parts Available In Assemblies Only) | PART NO. | QTY |
|------|--|----------|-----|
|      | <b>CARRIER, LT70/300 CABLE</b>                               | 094389   | 1   |
| 1    | Link, Nylon Chain Top Mount (4040/4040B)                     | 023612-3 | 2   |
| 2    | Brace, Nylon Chain Long (4040/4040B)                         | 023612-4 | 68  |
| 3    | Link, Nylon Chain Right Side (4040AA)                        | 036219   | 66  |
| 4    | Link, Nylon Chain Left Side (4040AA)                         | 036220   | 66  |
| 5    | Brace, Nylon Chain Short (4040/4040B)                        | 023612-5 | 136 |
| 6    | Link, Nylon Chain Bottom Mount (4040/4040B)                  | 023612-9 | 2   |

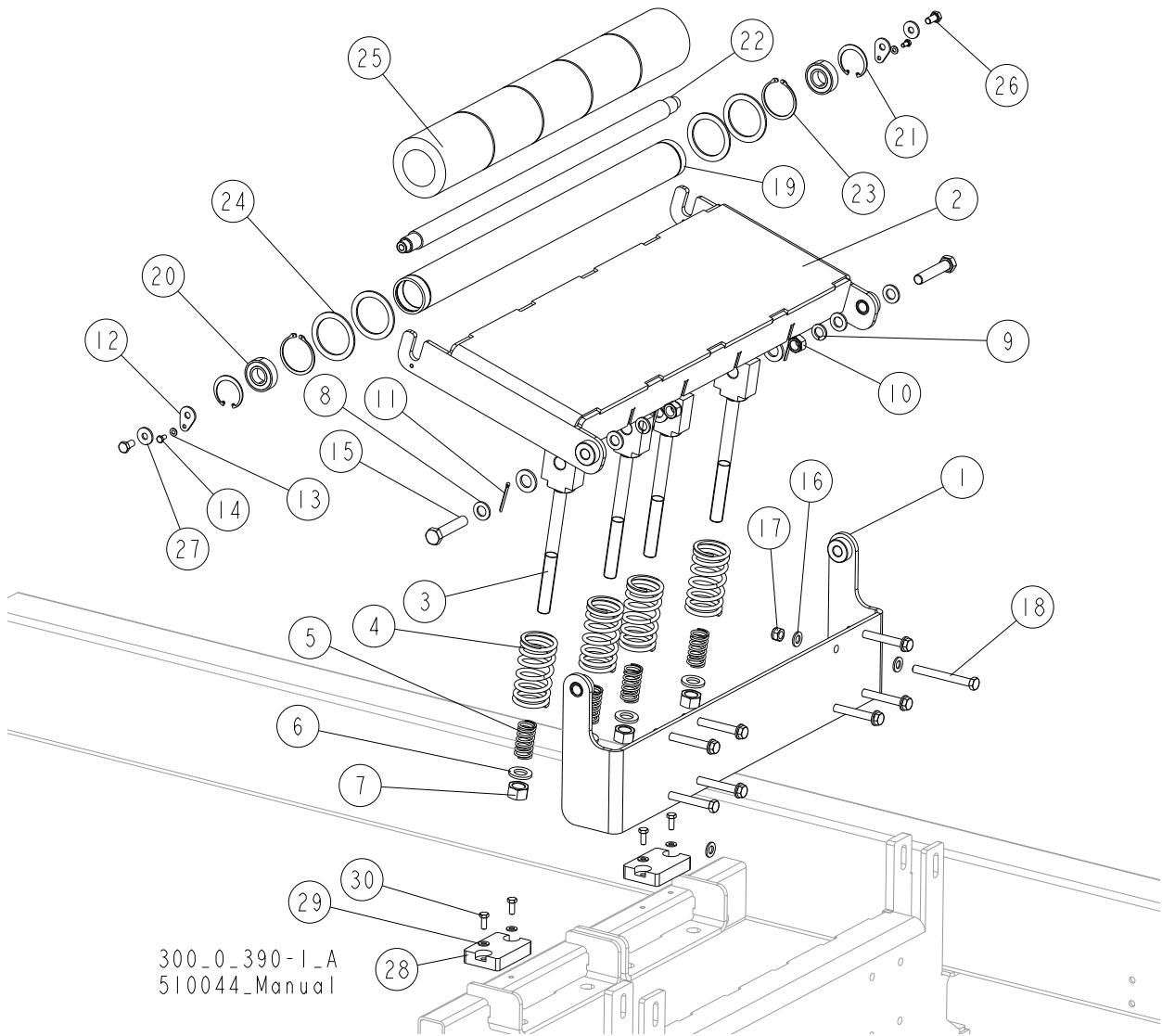
## 7.12 Stationary Leg Feet

300\_0392\_A  
510044 Manual  
Scale 0.03



| REF. | DESCRIPTION (◆ Indicates Parts Available In Assemblies Only) | PART NO.      | QTY |
|------|--|---------------|-----|
|      | <b>FRAME LEG FOOT KIT, WM4000</b>                            | <b>511740</b> | 1   |
| 1    | FOOT WELDMENT, FRAME LEG - ADJUSTABLE                        | 510897-1      | 8   |
| 2    | FOOT, WM4000 FRAME LEG (CHAIN TURNER)                        | 510016-1      | 4   |
| 3    | FOOT WELDMENT, WM4000 ADJUSTABLE                             | 510910-1      | 8   |
| 4    | NUT, M20-8 HEX ZINC  | F81037-1      | 96  |
| 5    | WASHER, 20.5 SPLIT LOCK ZINC                                 | F81059-1      | 96  |
| 6    | TUBE WELDMENT, CHAIN TURNER SUPPORT CONNECTION               | 510025-1      | 2   |
| 7    | BOLT, M10x40-8.8 HEX HEAD FULL THREAD ZINC                   | F81003-16     | 16  |
| 8    | WASHER, 10.5 FLAT ZINC                                       | F81055-1      | 32  |
| 9    | NUT, M10-8-B HEX NYLON ZINC LOCK                             | F81033-1      | 16  |

### 7.13 Board Removal Bumper Assembly

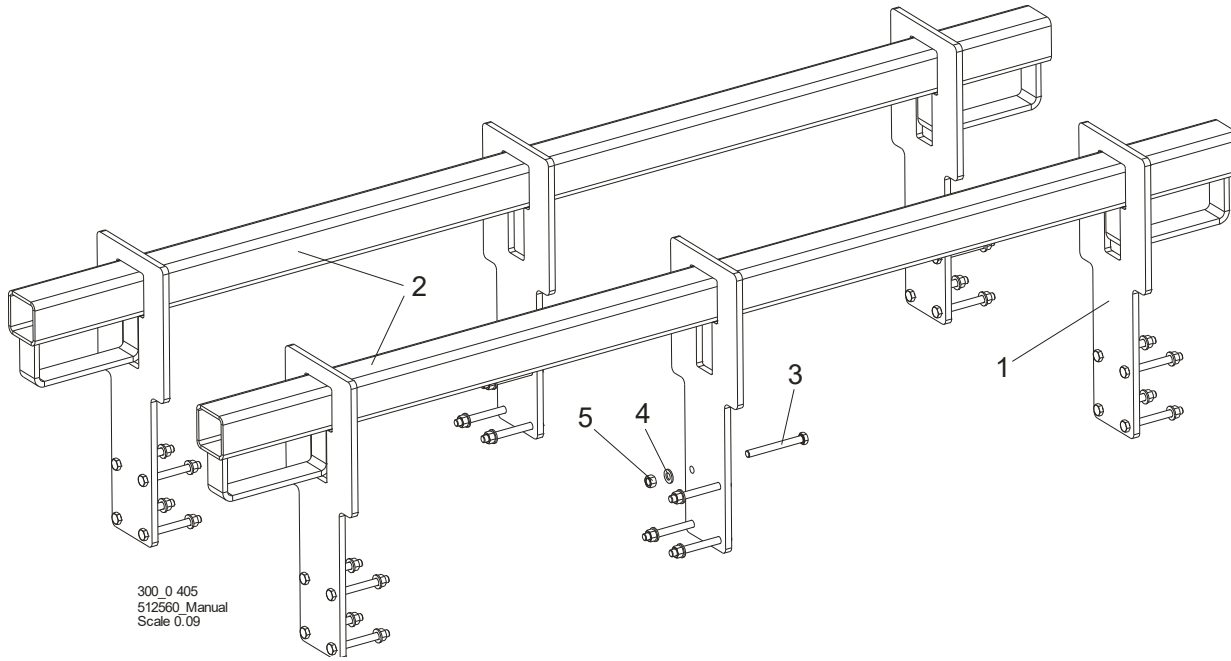


| REF. | DESCRIPTION (◆ Indicates Parts Available In Assemblies Only) | PART NO.      | QTY      |
|------|--|---------------|----------|
|      | <b>BUMPER ASSEMBLY, WM4000 BOARD REMOVAL</b>                 | <b>509545</b> | <b>1</b> |
| 1    | BRACKET WELDMENT, BUMPER PLATE MOUNT                         | 510876-1      | 1        |
| 2    | PLATE WELDMENT, BOARD REMOVAL BUMPER                         | 509547-1      | 1        |
| 3    | ROD WELDMENT, BUMPER SPRING                                  | 510818-1      | 4        |
| 4    | SPRING, 110x46x6.5 CUSHION                                   | 510815        | 4        |
| 5    | SPRING, 60x23x3 ZINC-PLATED                                  | 088992        | 4        |
| 6    | WASHER, 21 FLAT ZINC   | F81059-2      | 8        |
| 7    | NUT, M20-8 HEX ZINC  | F81037-1      | 4        |
| 8    | WASHER, 17 SPLIT LOCK ZINC                                   | F81058-1      | 4        |
| 9    | WASHER, 16.3 SPLIT LOCK ZINC                                 | F81058-2      | 2        |

| REF. | DESCRIPTION (◆ Indicates Parts Available In Assemblies Only) | PART NO.        | QTY      |  |
|------|--|-----------------|----------|--|
| 10   | NUT, M16-8 HEX NYLON ZINC LOCK                               | F81036-2        | 2        |  |
| 11   | PIN, S-ZN-4X45 COTTER  | F81043-22       | 4        |  |
| 12   | WASHER, WM4000 ROLLER MOUNTING                               | 510874-1        | 2        |  |
| 13   | WASHER, 6.4 FLAT ZINC  | F81053-1        | 2        |  |
| 14   | BOLT, M6X12 8.8 HEX HEAD FULL THREAD ZINC                    | F81001-7        | 2        |  |
| 15   | BOLT, M16X80-8.8 HEX HEAD FULL THREAD ZINC                   | F81006-11       | 2        |  |
| 16   | WASHER, 13 FLAT ZINC   | F81056-1        | 16       |  |
| 17   | NUT, M12-8 HEX NYLON ZINC LOCK                               | F81034-2        | 8        |  |
| 18   | BOLT, M12X110-8.8-B HEX HEAD ZINC                            | F81004-47       | 8        |  |
|      | <b>ROLLER W/RUBBER BUSHING</b>                               | <b>514758</b>   | <b>1</b> |  |
|      | <b>ROLLER, LT300</b>   | <b>091782-1</b> | <b>1</b> |  |
| 19   | TUBE, ROLLER   | 091781          | 1        |  |
| 20   | BEARING, 6205 2RS BALL                                       | 091804          | 2        |  |
| 21   | RING, W52 INSIDE RETAINING                                   | 091805          | 2        |  |
| 22   | SHAFT, ROLLER  | 091793          | 1        |  |
| 23   | RING, Z60 OUTSIDE RETAINING                                  | F81090-62       | 2        |  |
| 24   | RING, 61/80X3 SPACER   | 515895          | 4        |  |
| 25   | ROLLER, RUBBER   | 517493          | 1        |  |
| 26   | BOLT, M10X20-5.8 HEX HEAD FULL THREAD ZINC                   | F81003-1        | 2        |  |
| 27   | WASHER, 10.5 SPECIAL FLAT ZINC                               | F81055-6        | 2        |  |
| 28   | <b>BLOCK, 95x65x20 RUBBER BUMPER</b>                         | <b>094969</b>   | <b>2</b> |  |
| 29   | <b>WASHER, 8.4 FLAT ZINC</b>                                 | <b>F81054-1</b> | <b>4</b> |  |
| 30   | <b>BOLT, M8x20-5.8 HEX HEAD FULL THREAD ZINC</b>             | <b>F81002-1</b> | <b>4</b> |  |

**7** **Bed Frame Assembly**  
*Transport Bracket, WM4000*

**7.14 Transport Bracket, WM4000**

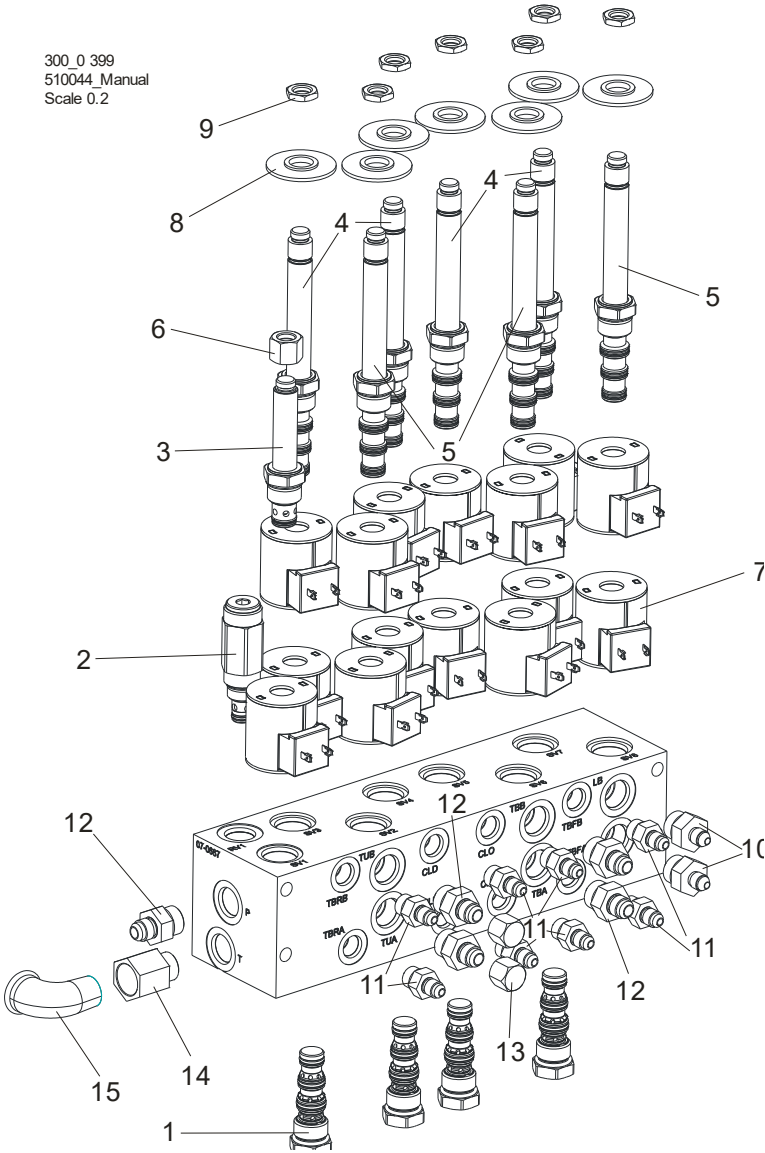


| REF. | DESCRIPTION (◆ Indicates Parts Available In Assemblies Only) | PART NO.      | QTY      |
|------|--|---------------|----------|
|      | <b>BRACKET, WM4000 TRANSPORT - COMPLETE</b>                  | <b>510880</b> | <b>1</b> |
| 1    | PLATE, WM4000 TRANSPORT BRACKET                              | 510877-1      | 6        |
| 2    | TUBE WELDMENT, TRANSPORT BRACKET                             | 510879-1      | 6        |
| 3    | BOLT, M12x110-8.8-B HEX HEAD ZINC                            | F81004-47     | 24       |
| 4    | WASHER, 13 FLAT ZINC   | F81056-1      | 24       |
| 5    | NUT, M12-8-B HEX ZINC  | F81034-1      | 24       |



SECTION 8 HYDRAULIC SYSTEM

8.1 Hydraulic Valve, WM4000



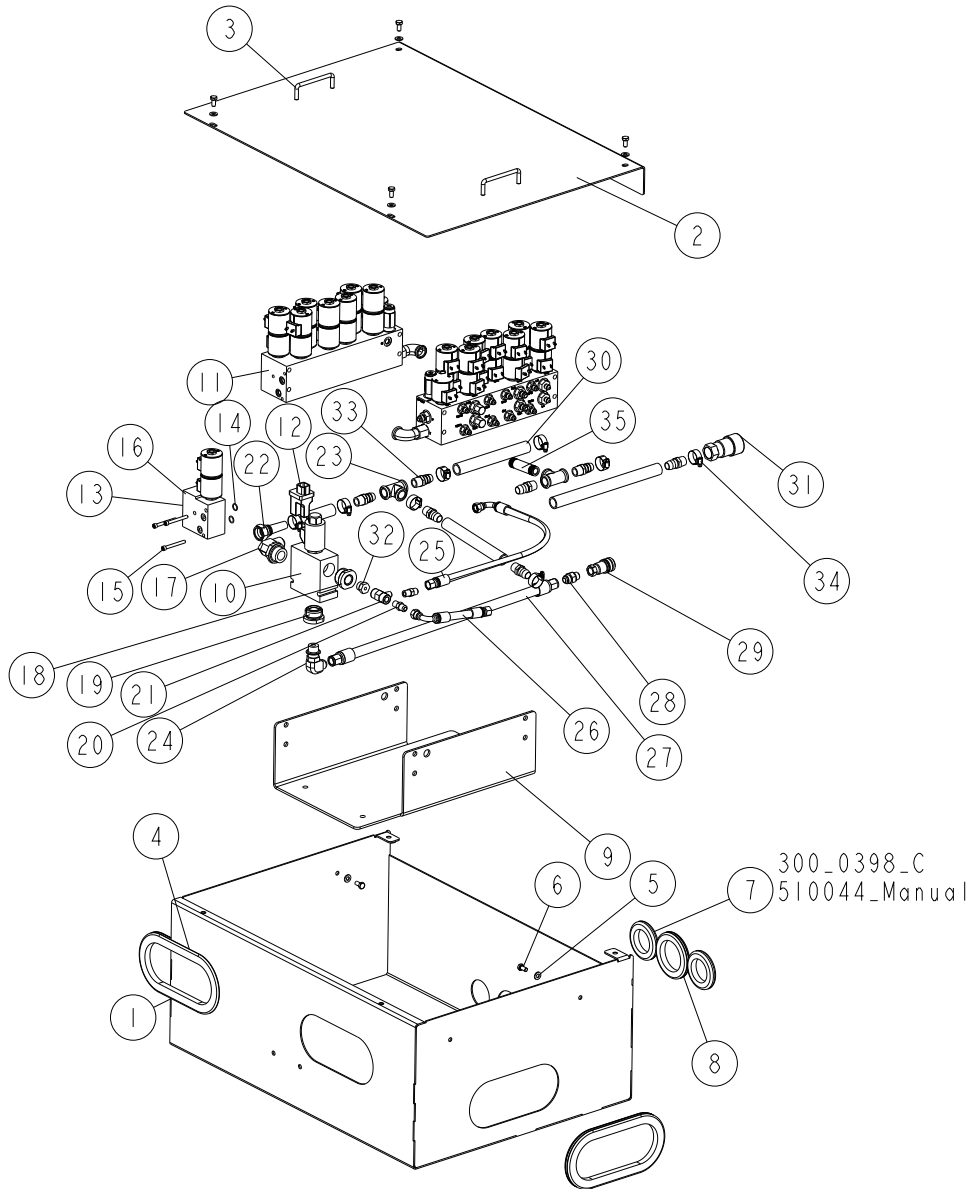
| REF. | DESCRIPTION (◆ Indicates Parts Available In Assemblies Only) | PART NO.      | QTY      |
|------|--|---------------|----------|
|      | <b>VALVE, WM3500 HYDRAULIC - COMPLETE</b>                    | <b>512166</b> |          |
|      | <b>VALVE, 24V 7-STATION EXPANDABLE HYDRAULIC</b>             | <b>025689</b> | <b>1</b> |
| 1    | Valve, Dual PO Check   | 025832        | 4        |
| 2    | Valve, Relief  | 025833        | 1        |
| 3    | Valve, SV10-21 (less coils)                                  | 025831        | 1        |
| 4    | Valve, SV10-47D (less coils)                                 | 025829        | 4        |
| 5    | Valve, SV10-47C (less coils)                                 | 025830        | 3        |

**8****Hydraulic System***Hydraulic Valve, WM4000*

---

|           |                                      |        |    |  |
|-----------|--------------------------------------|--------|----|--|
| <b>6</b>  | Nut, Coil (for SV10-21 valve)        | 025836 | 1  |  |
| <b>7</b>  | Coil, 24V DC                         | 025835 | 15 |  |
| <b>8</b>  | Spacer, Coil                         | 025838 | 7  |  |
| <b>9</b>  | Nut, Coil (SV10-47)                  | 025837 | 7  |  |
| <b>10</b> | FITTING, #8SAE-1/4JIC                | 036759 | 2  |  |
| <b>11</b> | FITTING, 1/4JIC-3/8 O-RING           | P26284 | 8  |  |
| <b>12</b> | FITTING, 8SAE-6JIC                   | P12703 | 5  |  |
| <b>13</b> | FITTING, 3/8JIC CAP                  | 016816 | 2  |  |
| <b>14</b> | FITTING, #8SAE-1/2NPT FEMALE ADAPTER | 035620 | 1  |  |
| <b>15</b> | ELBOW, A4 WZ 1/2" ZINC-PLATED        | 094749 | 1  |  |

## 8.2 Hydraulic Box, WM4000



| REF. | DESCRIPTION (◆ Indicates Parts Available In Assemblies Only) | PART NO. | QTY |
|------|--|----------|-----|
| -    | BOX, WM4000 HYDRAULIC - COMPLETE                             | 510245   | 1   |
| 1    | BOX WELDMENT, WM4000 HYDRAULIC                               | 510246-1 | 1   |
| -    | COVER, WM4000 HYDRAULIC BOX                                  | 510248   | 1   |
| 2    | COVER, WM4000 HYDRAULIC BOX                                  | 510249-1 | 1   |
| 3    | HANDLE, 4"   | P08065   | 2   |
| 4    | GROMMET, 4 3/8 X 10 OVAL RUBBER                              | 085759   | 2   |
| 5    | WASHER, 8.4 FLAT ZINC  | F81054-1 | 8   |

## 8

## Hydraulic System

### Hydraulic Box, WM4000

| REF. | DESCRIPTION (◆ Indicates Parts Available In Assemblies Only)       | PART NO.              | QTY |  |
|------|--|-----------------------|-----|--|
| 6    | BOLT, M8X16 -8.8-B HEX HEAD FULL THREAD ZINC                       | F81002-20             | 8   |  |
| 7    | GROMMET, 2 1/2 DIA. RUBBER   | 085614                | 2   |  |
| 8    | GROMMET, 80MM DIA. RUBBER  | 089293                | 1   |  |
| 9    | BRACKET, WM4000 HYDRAULIC VALVE MOUNT                              | 510247-1              | 1   |  |
| 10   | VALVE, PROPORTIONAL PV72-30A                                       | 068273                | 1   |  |
| 11   | VALVE, WM3500 HYDRAULIC - COMPLETE <a href="#">See Section 8.1</a> | 512166                | 2   |  |
| 12   | CONTROLLER, HYDRAFORCE PROPORTIONAL VALVE                          | 069739                | 1   |  |
| -    | VALVE ASSEMBLY, ADD-ON   | 036823                | 1   |  |
| 13   | VALVE, 24V HYDRAULIC ADD-ON CLOSED                                 | 025827                | 1   |  |
| 14   | O-RING, 1/16DIA. X 5/8OD   | 036806                | 2   |  |
| 15   | SCREW, 1/4-20X2 1/4 SOCKET HEAD CAP BO                             | F05005-170            | 3   |  |
| 16   | FITTING , 8 SAE-3/8 JIC  | 036759                | 2   |  |
| 17   | FITTING, 1.5/16" UNF - 1.1/16" JIC ELBOW W/JAM NUT                 | 530192                | 1   |  |
| 18   | FITTING, 1 5/16" UNF MALE - 3/4" UNF FEMALE                        | 510836                | 1   |  |
| 19   | FITTING, 1 5/16" MALE - 7/8" FEMALE                                | 510837                | 1   |  |
| 20   | FITTING, 3/8JIC-1/4NPT STRAIGHT                                    | 015560                | 2   |  |
| 21   | FITTING, 1/4NPT BRANCH TEE   | 015486                | 1   |  |
| 22   | FITTING, 1.1/16"JIC HOSE 19 HYDRAULIC                              | 530195                | 1   |  |
| 23   | FITTING, B1 1/2" ZINC-PLATED TEE                                   | 094750                | 2   |  |
| 24   | FITTING, #10SAE-1/2JIC 90 ELBOW                                    | 042784                | 1   |  |
| 25   | HOSE, 2T3/8X0.550 W9/16UNF-90W9/16UNF HYDRAULIC                    | 512169                | 1   |  |
| 26   | HOSE, 2T3/8X0.125 W9/16UNF-90W9/16UNF HYDRAULIC                    | 512170                | 1   |  |
| 27   | HOSE, 2G1/2X0.600 W3/4UNF-W3/4UNF HYDRAULIC                        | 512171                | 1   |  |
| 28   | FITTING, 1/2-3/8 HYDRAULIC   | 512162                | 1   |  |
| 29   | FITTING, 3/8" ID BSP QUICK DISCONNECT                              | 504965                | 1   |  |
| 30   | HOSE, 20MM DIA. OIL-RESISTANT                                      | 094790_1 <sup>1</sup> | 1   |  |
| 31   | FITTING, 3/4" ID QUICK DISCONNECT                                  | 505064                | 1   |  |
| 32   | FITTING, 3/4" UNF 1/4"NPT GE 0 08 IN04 SCREW-ON                    | 512746                | 1   |  |
| 33   | FITTING, 1/2NPT MALE-3/4 HOSE BARB                                 | 035621                | 7   |  |
| 34   | CLAMP, HI-GRIP 22-30 MM  | F81095-3              | 8   |  |
| 35   | FITTING, 1/2" - 80MM THREADED ZINC-PLATED                          | 511417                | 1   |  |

<sup>1</sup> Total length L=1000 mm

### 8.3 Hydraulic Hoses, WM3500-HD

| REF. | DESCRIPTION (* indicates parts available in assemblies only) | Function   | PART NO. | QTY |
|------|--|--|----------|-----|
| -    | <b>HOSE KIT, WM3500-HD HYDRAULIC</b>                         |  | 536094   | 1   |
| 1    | HOSE, PHD2G 1/4X 7.205<br>W7/16UNF-W7/16UNF HYDRAULIC        | 2nd log clamp (089545) UP/DOWN<br>red/blue                     | 506925   | 2   |
| 2    | HOSE, PHD2G 1/4X 6.805<br>W7/16UNF-W7/16UNF HYDRAULIC        | 2nd log clamp (089545) IN/OUT<br>white/orange                  | 506926   | 2   |
| 3    | HOSE, PHD2G 1/4X 7.405<br>W7/16UNF-W7/16UNF HYDRAULIC        | Driven Log Levelling Roller (096040) - raising<br>cherry/black | 506927   | 2   |
| 4    | HOSE, PHD2G 1/4X6.605<br>W7/16UNF-W7/16UNF HYDRAULIC         |  | 506928   | 1   |
| 5    | HOSE, PHD2G 1/4X6.305<br>W7/16UNF-W7/16UNF HYDRAULIC         |  | 506929   | 1   |
| 6    | HOSE, PHD2G 3/8X 5.105<br>W9/16UNF-W9/16UNF HYDRULIC         | 2-Plane Log Clamp (088658) - rear<br>orange                    | 506930   | 1   |
| 7    | HOSE, PHD2G 3/8X 5.005<br>W9/16UNF-W9/16UNF HYDRAULIC        | 2-Plane Log Clamp (088658) - front<br>white                    | 506931   | 1   |
| 8    | HOSE, PHD2G 1/4X2.905<br>W7/16UNF-W7/16UNF HYDRAULIC         |  | 506932   | 2   |
| 9    | HOSE, PHD2G 1/4X3.71<br>W7/16UNF-W7/16UNF HYDRAULIC          |  | 506933   | 2   |
| 10   | HOSE, PHD2G 1/4X 6.51<br>W7/16UNF-W7/16UNF HYDRAULIC         | Driven Log Levelling Roller (096040) - rotations               | 506934   | 2   |
| 11   | HOSE, PHD2G 3/8X 1.105<br>W9/16UNF-W9/16UNF HYDRAULIC        | Hydraulic pump/quick disconnect fitting                        | 506935   | 2   |
| 12   | HOSE, PHD2G 3/8X 1.155<br>W9/16UNF-W9/16UNF HYDRAULIC        | T-fitting, 2nd Vertical Side Support/raising                   | 506936   | 2   |
| 13   | HOSE, PHD2G 3/8X 4.105<br>W9/16UNF-W9/16UNF HYDRAULIC        | Hydraulic box - Chain Log Turner (065480)<br>brown             | 506937   | 1   |
| 14   | HOSE, PHD2G 3/8X 5.705<br>W9/16UNF-W9/16UNF HYDRAULIC        | Hydraulic box - Chain Log Turner - 2 (065480)<br>black         | 506938   | 1   |
| 15   | HOSE, PHD2G 3/8X 3.705<br>W9/16UNF-W9/16UNF HYDRAULIC        | Hydraulic box - sequence valve/return<br>green                 | 506939   | 1   |
| 16   | HOSE, PHD2G 3/8X 3.305<br>W9/16UNF-W9/16UNF HYDRAULIC        | Hydraulic box - sequence valve - hydraulic oil supply<br>pink  | 506940   | 1   |
| 17   | HOSE, PHD2G 3/8X 0.305<br>W9/16UNF-W9/16UNF HYDRAULIC        | Sequence valve - t-fitting/return (from turner)                | 506941   | 1   |
| 18   | HOSE, PHD2G 3/8X 0.505<br>W9/16UNF-W9/16UNF HYDRAULIC        | Chain Log Turner (1) - sequence valve/lowering                 | 506943   | 2   |
| 19   | HOSE, PHD2G 3/8X 0.655<br>W9/16UNF-W9/16UNF HYDRAULIC        | Chain Log Turner (1) - sequence valve /raising                 | 506944   | 1   |
| 20   | HOSE, PHD2G 3/8X0.705<br>W9/16UNF-W9/16UNF HYDRAULIC         |  | 506945   | 1   |
| 21   | HOSE, PHD2G 3/8X 2.405<br>W9/16UNF-W9/16UNF HYDRAULIC        | Chain Log Turner (2) - sequence valve /raising                 | 506946   | 1   |
| 22   | HOSE, PHD2G 3/8X 2.205<br>W9/16UNF-W9/16UNF HYDRAULIC        | Chain Log Turner (2) - sequence valve /lowering                | 506947   | 1   |

## 8

**Hydraulic System***Hydraulic Hoses, WM3500-HD*

| REF. | DESCRIPTION (* indicates parts available in assemblies only) | Function  | PART NO.      | QTY |
|------|--|---|---------------|-----|
| 23   | HOSE, PHD2G 3/8X 2.255<br>W9/16UNF-W9/16UNF HYDRAULIC        | T-fitting - Vertical Side Support (1) - raising     | 506948        | 1   |
| 24   | HOSE, PHD2G 3/8X 2.155<br>W9/16UNF-W9/16UNF HYDRAULIC        | T-fitting - Vertical Side Support (1) - lowering    | 506949        | 1   |
| 25   | HOSE, PHD2G 1/4X 3.51<br>W7/16UNF-W7/16UNF HYDRAULIC         | 1st Log Clamp (089545) UP/DOWN<br>orange/white      | 506959        | 1   |
| 26   | HOSE, PHD2G 3/8X 3.105<br>W9/16UNF-W9/16UNF HYDRAULIC        | Log Turner 1 - Log Turner 2                         | 506960        | 1   |
| 27   | HOSE, PHD2G 3/8X 0.805<br>W9/16UNF-W9/16UNF HYDRAULIC        | T-fitting - T-fitting (connection of side supports) | 506961        | 2   |
| 28   | HOSE, PHD2G 3/8X3.005<br>W9/16UNF-W9/16UNF HYDRAULIC         |   | 506962        | 1   |
| 29   | HOSE, PHD2G 3/8X 1.855<br>W9/16UNF-W9/16UNF HYDRAULIC        | T-fitting - 3rd Vertical Side Support /raising      | 506964        | 1   |
| 30   | HOSE, PHD2G 3/8X 1.805<br>W9/16UNF-W9/16UNF HYDRAULIC        | T-fitting - 3rd Vertical Side Support /lowering     | 506965        | 1   |
| 31   | HOSE, 20MM (3/4") OIL  | Length: 4.0 m                                       | 094790<br>_4_ | 1   |
| 32   | HOSE, PHD2G 1/4X450<br>W7/16UNF-W7/16UNF HYDRAULIC           |   | 711466        | 1   |
| 33   | HOSE, PHD2G 1/4X550<br>W7/16UNF-W7/16UNF HYDRAULIC           |   | 536095        | 1   |
| 34   | T-FITTING, W7/16"UNF<br>JIC-2XZ7/16"UNF JIC                  | Part No. ST.59.00.04                                | 506098        | 2   |

## 8.4 Hydraulic Hoses, WM4000

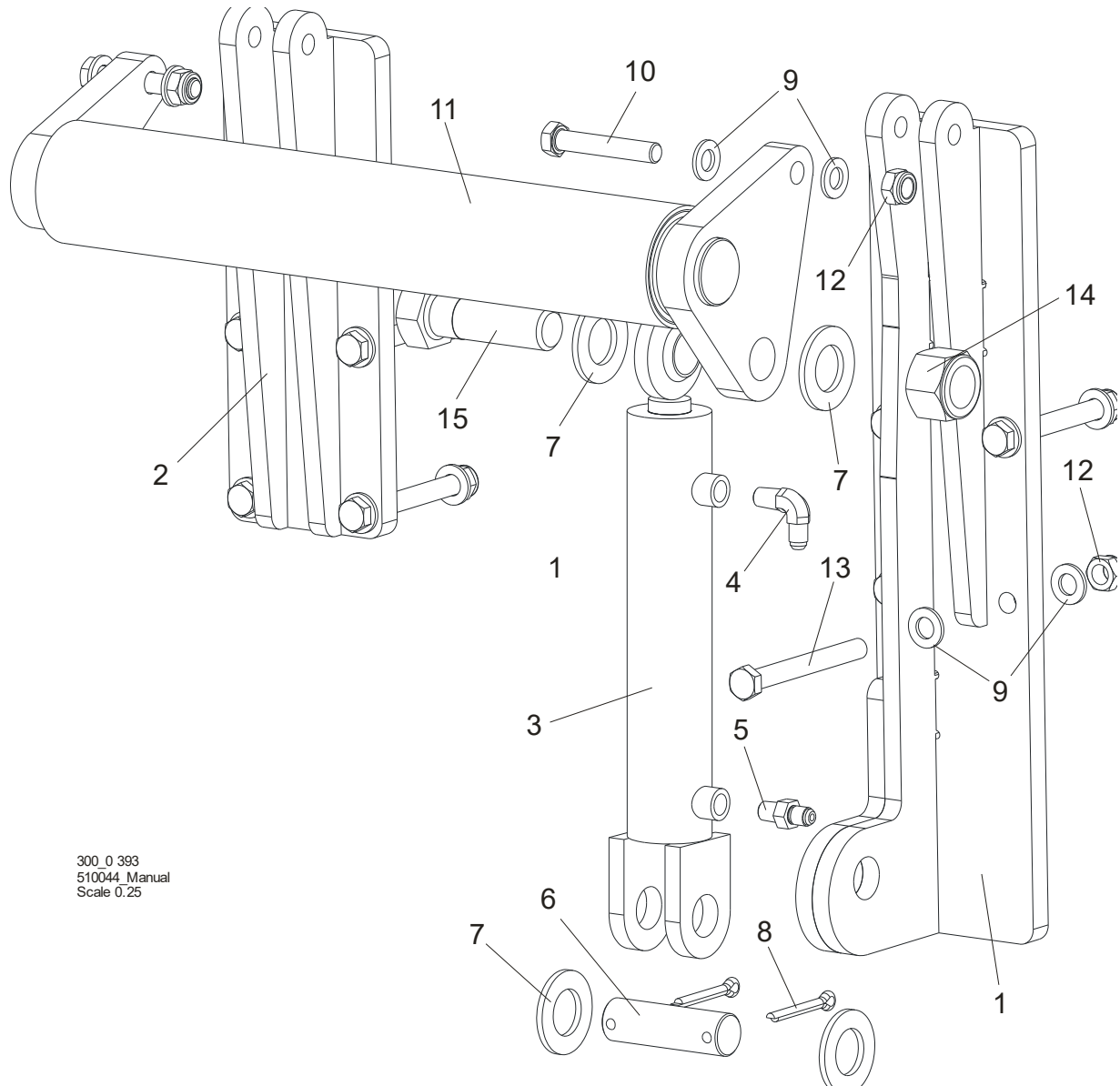
| REF. | DESCRIPTION (◆ Indicates Parts Available In Assemblies Only) | PART #        | QTY      |
|------|--|---------------|----------|
|      | <b>HOSE KIT, WM4000 HYDRAULIC</b>                            | <b>512175</b> | <b>1</b> |
| 1    | HOSE, 2G3/8"X5.005 W9/16"UNF-W9/16"UNF HYDRAULIC             | 506931        | 4        |
| 2    | HOSE, 2G3/8X3.005 W9/16UNF-WG/16UNF HYDRAULIC                | 506962        | 1        |
| 3    | HOSE, 2G3/8X3.105 W9/16UNF-WG/16UNF HYDRAULIC                | 506960        | 1        |
| 4    | HOSE, 2G1/4X4.580 W7/16UNF-W7/16UNF HYDRAULIC                | 087796        | 2        |
| 5    | HOSE, 2G1/4"X2.905 W7/16"UNF-W7/16"UNF HYDRAULIC             | 506932        | 4        |
| 6    | HOSE, 2G3/8x4.700 W9/16UNF-W9/16UNF HYDRAULIC                | 507225        | 1        |
| 7    | HOSE, 2G1/4X6.005 W7/16UNF-W7/16UNF HYDRAULIC                | 512173        | 2        |
| 8    | HOSE, 2G1/4"X6.305 W7/16"UNF-W7/16"UNF HYDRAULIC             | 506929        | 2        |
| 9    | HOSE, 2G3/8"X2.405 W9/16"UNF-W9/16"UNF HYDRAULIC             | 506946        | 2        |
| 10   | FITTING, 3/8JIC TEE  | 015487        | 4        |
| 11   | HOSE, 2G3/8X5.200 W9/16UNF-W9/16UNF HYDRAULIC                | 097067        | 2        |
| 12   | HOSE, 2G3/8X0.805 W9/16UNF-WG/16UNF HYDRAULIC                | 506961        | 2        |
| 13   | HOSE, 2G3/8"X2.155 W9/16"UNF-W9/16"UNF HYDRAULIC             | 506949        | 1        |
| 14   | HOSE, 2G3/8X1.805 W9/16UNF-WG/16UNF HYDRAULIC                | 506965        | 1        |
| 15   | HOSE, 2G1/4X3.505 W7/16UNF-W7/16UNF HYDRAULIC                | 506959        | 2        |
| 16   | HOSE, 2G1/4"X7.205 W7/16"UNF-W7/16"UNF HYDRAULIC             | 506925        | 2        |
| 17   | HOSE, 2G3/8X4.000 W9/16UNF-W9/16UNF HYDRAULIC                | 087778        | 1        |
| 18   | HOSE, 2G1/4"X6.805 W7/16"UNF-W7/16"UNF HYDRAULIC             | 506926        | 2        |
| 19   | FITTING, 3/8JIC-1/4NPT 90L                                   | 015491        | 12       |
| 20   | FITTING, 1/4NPTX1/4JIC MALE ELBOW                            | P09142        | 7        |
| 21   | FITTING, 1/4NPTX1/4JIC MALE                                  | P09143        | 9        |
| 22   | HOSE, 2G3/8X0.950 W9/16UNF-W9/16UNF HYDRAULIC                | 094595        | 2        |
| 23   | HOSE, 2G3/8X3.500 W9/16UNF-W9/16UNF HYDRAULIC                | 097615        | 1        |
| 24   | FITTING, 7/8" UNF-3/4" JIC ADAPTER                           | 094788        | 4        |
| 25   | PHD2G 1/4X450 W7/16UNF-W7/16UNF                              | 711466        | 1        |
| 26   | PHD2G 1/4X550 W7/16UNF-W7/16UNF                              | 536095        | 1        |
| 27   | FITTING, W7/16"UNF JIC-2XZ7/16"UNF JIC                       | 506098        | 2        |



# Hydraulic System

## Hydraulic Toe Board, WM4000

### 8.5 Hydraulic Toe Board, WM4000



300\_0 393  
510044 Manual  
Scale 0.25

| REF. | DESCRIPTION (◆ Indicates Parts Available In Assemblies Only) | PART #                | QTY      |
|------|--|-----------------------|----------|
|      | <b>WM4000 HYDRAULIC TOE BOARD</b>                            | <b>510250</b>         | <b>1</b> |
| 1    | MOUNT WELDMENT, POWER ROLLER (ON MOTOR SIDE)                 | 509935-1              | 1        |
|      | MOUNT WELDMENT, TOE ROLLER                                   | 513930-1 <sup>1</sup> | 1        |
| 2    | MOUNT WELDMENT, POWER ROLLER                                 | 509938-1              | 1        |
|      | MOUNT WELDMENT, ROLLER                                       | 513928-1 <sup>1</sup> | 1        |
|      | HYDRAULIC CYLINDER   | 085937                | 1        |
| 3    | CYLINDER, CJ-S170-16-40/25/152 HYDRAULIC                     | 088681                | 1        |

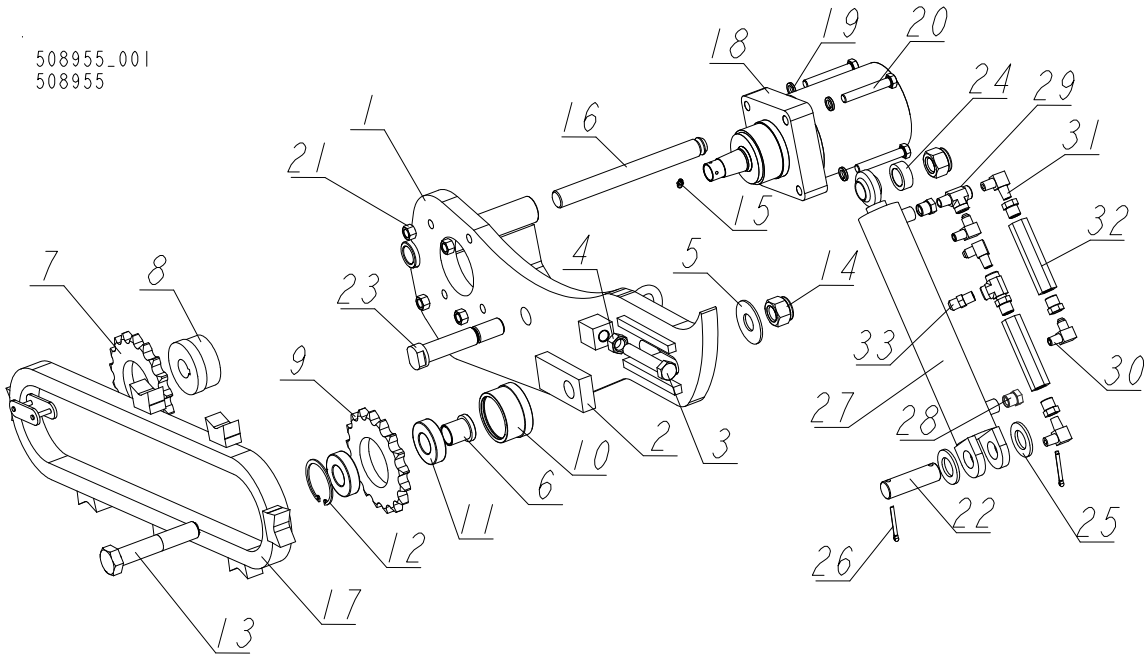


|           |                                     |            |    |  |
|-----------|-------------------------------------|------------|----|--|
| <b>4</b>  | FITTING, 1/4NPTX1/4JIC MALE ELBOW   | P09142     | 1  |  |
| <b>5</b>  | FITTING, 1/4NPTX1/4JIC MALE         | P09143     | 1  |  |
| <b>6</b>  | PIN, HYDRAULIC CYLINDER ZINC-PLATED | 086979-1   | 1  |  |
| <b>7</b>  | WASHER, 28 FLAT ZINC                | F81061-1   | 4  |  |
| <b>8</b>  | PIN, S-Zn 6.3x45 COTTER             | F81045-2   | 2  |  |
| <b>9</b>  | WASHER, 13 FLAT ZINC                | F81056-1   | 20 |  |
| <b>10</b> | BOLT, M12x70 8.8 HEX HEAD ZINC      | F81004-39  | 2  |  |
| <b>11</b> | ROLLER WELDMENT, TOE BOARD          | 086253-1   | 1  |  |
| <b>12</b> | NUT, M12-8 HEX NYLON ZINC LOCK      | F81034-2   | 10 |  |
| <b>13</b> | BOLT, M12x110-8.8-B HEX HEAD ZINC   | F81004-47  | 8  |  |
| <b>14</b> | NUT, 1-8 SELF LOCK                  | F05010-109 | 1  |  |
| <b>15</b> | BOLT, 1-8X3 1/4 HEX HEAD GRADE 5    | F05009-51  | 1  |  |

<sup>1</sup> Optional equipment - in case when hydraulic toe board is mounted on middle beds.

### 8.6 Chain Log Turner

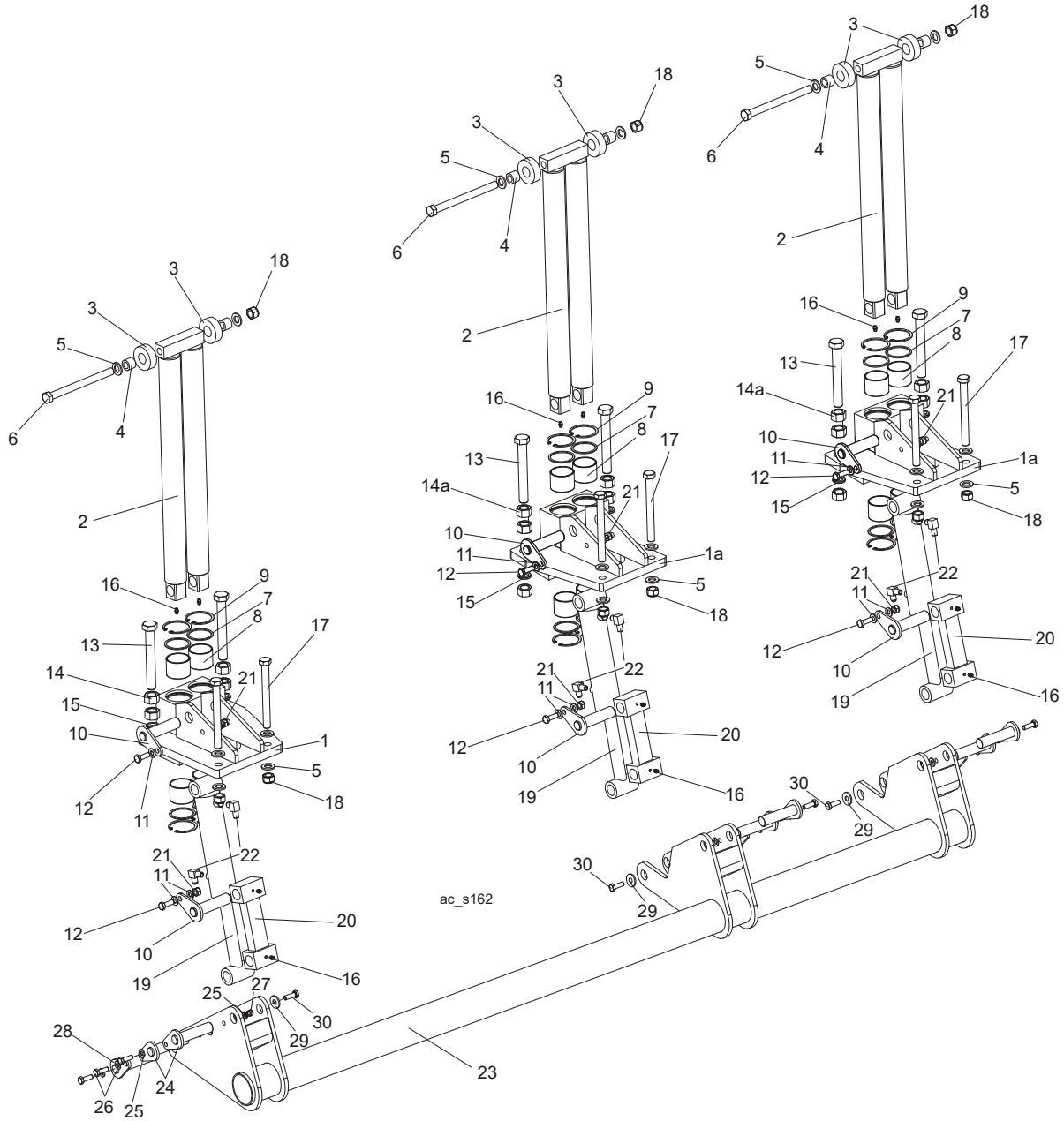
508955\_001  
508955



| REF. | DESCRIPTION (◆ Indicates Parts Available In Assemblies Only) | PART #   | QTY |
|------|--|----------|-----|
| -    | <b>CHAIN LOG TURNER - COMPLETE</b>                           | 508955   | 1   |
| -    | <b>CHAIN LOG TURNER - COMPLETE PAINTED</b>                   | 508964-1 | 1   |
| -    | CHAIN LOG TURNER - COMPLETE                                  | 508964   | 1   |
| 1    | ARM WELDMENT, CHAIN LOG TURNER                               | 508950-1 | 1   |
| 2    | PLATE, CHAIN TENSIONER                                       | 095664-1 | 1   |
| 3    | BOLT, M16X100-8.8 HEX HEAD FULL THREAD ZINC                  | F81006-2 | 1   |
| 4    | NUT, M16-8 HEX ZINC  | F81036-1 | 1   |
| 5    | WASHER, 25X63 ZINC-PLATED                                    | 088585-1 | 1   |
| 6    | BUSHING, CHAIN TURNER  | 095663-1 | 1   |
| 7    | SPROCKET, CHAIN TURNER                                       | 092339   | 1   |
| -    | SPROCKET, A17X1"   | 093287   | 1   |
| 8    | BUSHING, TURNER SPROCKET                                     | 093293   | 1   |
| -    | COMPLETE SPROCKET  | 092399   | 1   |
| -    | SPROCKET W/HUB   | 093290   | 1   |
| 9    | SPROCKET, A17X1"   | 093287   | 1   |
| 10   | HUB, SPROCKET  | 093288   | 1   |
| 11   | BEARING, 6206 25 IN IDLER                                    | 093292   | 2   |
| 12   | RING, 62W INSIDE RETAINING                                   | F81090-1 | 1   |
| 13   | BOLT, M24X120-8.8 HEX HEAD                                   | F81009-4 | 1   |
| 14   | NUT, M24-8-A HEX NYLON ZINC LOCK                             | F81039-8 | 2   |
| 15   | FITTING, M6 TYPE A STRAIGHT GREASE                           | 086280   | 1   |
| 16   | PIN, LOG TURNER ZINC-PLATED                                  | 508965-1 | 1   |

| REF. | DESCRIPTION (◆ Indicates Parts Available In Assemblies Only) | PART #    | QTY |  |
|------|--|-----------|-----|--|
| 17   | CHAIN, LOG TURNER - COMPLETE                                 | 508966-1  | 1   |  |
| 18   | MOTOR, TG0475US080AABP HYDRAULIC                             | 007331    | 1   |  |
| 19   | WASHER, Z12.2 SPLIT LOCK ZINC                                | F81056-2  | 4   |  |
| 20   | BOLT, M12X75-8.8 HEX HEAD ZINC                               | F81004-21 | 4   |  |
| 21   | NUT, M12-8-B HEX ZINC  | F81034-1  | 4   |  |
| 22   | PIN, HYDRAULIC CYLINDER ZINC-PLATED                          | 086979-1  | 1   |  |
| 23   | PIN, LOG TURNER CYLINDER                                     | 538007-1  | 1   |  |
| 24   | BUSHING, 25.8/38-14 ZINC-PLATED                              | 087315-1  | 1   |  |
| 25   | <b>WASHER, 28 FLAT ZINC</b>                                  | F81061-1  | 2   |  |
| 26   | <b>PIN, S-FE 5X40 COTTER</b>                                 | F81043-31 | 2   |  |
| -    | <b>CYLINDER W/VALVE &amp; FITTINGS</b>                       | 515892    | 1   |  |
| 27   | CYLINDER, 2X10 ROD END WELDED 16"                            | 034267    | 1   |  |
| 28   | FITTING, 3/8NPT-1/4NPT REDUCER                               | 015490    | 6   |  |
| 29   | FITTING, 1/4NPTX1/4JIC MALE RUN TEE                          | P09141    | 2   |  |
| 30   | FITTING, 3/8JIC-1/4NPT 90L                                   | 015491    | 3   |  |
| 31   | FITTING, 1/4NPT MALE PIPE ELBOW                              | P09140    | 2   |  |
| 32   | VALVE, SIDE SUPPORT SEQUENCE                                 | 015484    | 2   |  |
| 33   | FITTING, 3/8JIC-1/4NPT STRAIGHT                              | 015560    | 1   |  |

8.7 Hydraulic Log Side Supports



| REF. | DESCRIPTION (◆ Indicates Parts Available In Assemblies Only)               | PART #        | QTY      |
|------|--|---------------|----------|
|      | <b>SUPPORT KIT, WM3000/3500 SUPER SIDE SUPPORT (FOR STATIONARY FRAMES)</b> | <b>508954</b> | <b>1</b> |
|      | <b>SUPPORT, WM3000/3500 SUPER VERTICAL SIDE</b>                            | <b>508952</b> | <b>1</b> |
| 1    | BLOCK WELDMENT, WM3000/3500 ROD GUIDE                                      | 508953-1      | 1        |
| 2    | ROD WELDMENT, WM3000/3500 CHROMIUM PLATED                                  | 508623-1      | 1        |
| 3    | ROLLER, LT70/300 VERTICAL SIDE SUPPORT ZINC-PLATED                         | 094013-1      | 2        |
| 4    | BUSHING, LT70/300 VERTICAL SIDE SUPPORT BRONZE                             | 094012        | 2        |

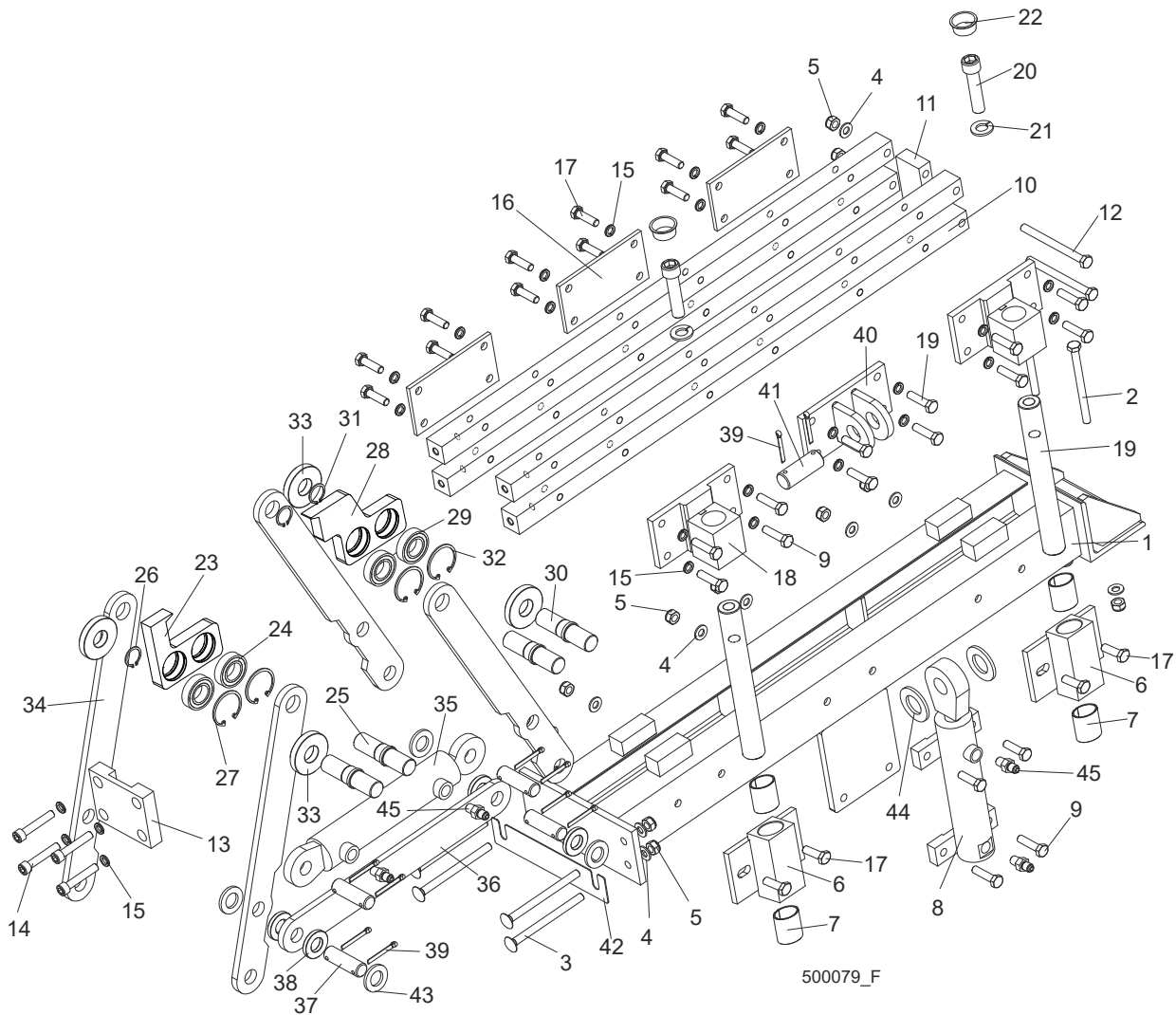
|     |  |               |          |  |
|-----|--|---------------|----------|--|
| 5   | WASHER, 17 FLAT ZINC                               | F81058-1      | 6        |  |
| 6   | BOLT, M16X195 HEX HEAD ZINC                        | F81006-44     | 1        |  |
| 7   | RING, LT70/300 VERTICAL SIDE SUPPORT ZINC-PLATED   | 094004-1      | 4        |  |
| 8   | BUSHING, 5040BS SELF-LUBRICATING                   | 088660        | 4        |  |
| 9   | RING, W62 INSIDE RETAINING                         | F81090-1      | 4        |  |
| 10  | PIN WELDMENT, VERTICAL SIDE SUPPORT ZINC-PLATED    | 091197-1      | 2        |  |
| 11  | WASHER, 10.5 FLAT ZINC                             | F81055-1      | 4        |  |
| 12  | BOLT DIN 933-M10X30 8.8-A2E                        | F81003-111    | 2        |  |
| 13  | BOLT, ISO 4017 M20X150 8.8 ZINC-PLATED             | F81007-3      | 2        |  |
| 14  | NUT, M20-8 HEX ZINC                                | F81037-1      | 4        |  |
| 15  | WASHER, 20.5 SPLIT LOCK ZINC                       | F81059-1      | 2        |  |
| 16  | FITTING, M6 STRAIGHT GREASE                        | 086280        | 4        |  |
| 17  | BOLT, M16X160-8.8 HEX HEAD ZINC                    | F81006-20     | 2        |  |
| 18  | NUT, M16-8 HEX NYLON ZINC LOCK                     | F81036-2      | 3        |  |
| 19  | CYLINDER, 28/150 1/4 NPT PORT HYDRAULIC            | 094002        | 1        |  |
| 20  | LINK WELDMENT, WM3000 VERTICAL SIDE SUPPORT        | 094016-1      | 1        |  |
| 21  | NUT, M10-8-B HEX NYLON ZINC LOCK                   | F81033-1      | 2        |  |
| 22  | FITTING, 3/8JIC-1/4NPT 90L                         | 015491        | 2        |  |
|     | <b>SUPPORT, WM3000/3500 SUPER VERTICAL SIDE</b>    | <b>508630</b> | <b>2</b> |  |
| 1a  | BLOCK WELDMENT, WM3000/3500 ROD GUIDE              | 508622-1      | 1        |  |
| 2   | ROD WELDMENT, WM3000/3500 CHROMIUM PLATED          | 508623-1      | 1        |  |
| 3   | ROLLER, LT70/300 VERTICAL SIDE SUPPORT ZINC-PLATED | 094013-1      | 2        |  |
| 4   | BUSHING, LT70/300 VERTICAL SIDE SUPPORT BRONZE     | 094012        | 2        |  |
| 5   | WASHER, 17 FLAT ZINC                               | F81058-1      | 6        |  |
| 6   | BOLT, M16X195 HEX HEAD ZINC                        | F81006-44     | 1        |  |
| 7   | RING, LT70/300 VERTICAL SIDE SUPPORT ZINC-PLATED   | 094004-1      | 4        |  |
| 8   | BUSHING, 5040BS SELF-LUBRICATING                   | 088660        | 4        |  |
| 9   | RING, W62 INSIDE RETAINING                         | F81090-1      | 4        |  |
| 10  | PIN WELDMENT, VERTICAL SIDE SUPPORT ZINC-PLATED    | 091197-1      | 2        |  |
| 11  | WASHER, 10.5 FLAT ZINC                             | F81055-1      | 4        |  |
| 12  | BOLT, M10X30-5.8 HEX HEAD FULL THREAD ZINC         | F81003-2      | 2        |  |
| 13  | BOLT, ISO 4017 M20X150 8.8 ZINC-PLATED             | F81007-3      | 2        |  |
| 14a | NUT, M20-8 HEX ZINC                                | F81037-1      | 6        |  |
| 15  | WASHER, 20.5 SPLIT LOCK ZINC                       | F81059-1      | 2        |  |
| 16  | FITTING, M6 STRAIGHT GREASE                        | 086280        | 4        |  |
| 17  | BOLT, M16X160-8.8 HEX HEAD ZINC                    | F81006-20     | 2        |  |
| 18  | NUT, M16-8 HEX NYLON ZINC LOCK                     | F81036-2      | 3        |  |
| 19  | CYLINDER, 28/150 1/4 NPT PORT HYDRAULIC            | 094002        | 1        |  |
| 20  | LINK WELDMENT, WM3000 VERTICAL SIDE SUPPORT        | 094016-1      | 1        |  |
| 21  | NUT, M10-8-B HEX NYLON ZINC LOCK                   | F81033-1      | 2        |  |
| 22  | FITTING, 3/8JIC-1/4NPT 90L                         | 015491        | 2        |  |
| 23  | Side supports, double assembly (stationary frame)  | 531945-1      | 1        |  |
| 24  | PIN WELDMENT, VERTICAL SIDE SUPPORT ZINC-PLATED    | 091197-1      | 6        |  |

**8****Hydraulic System***Hydraulic Log Side Supports*

---

|           |  |           |    |  |
|-----------|--|-----------|----|--|
| <b>25</b> | WASHER, 10.5 FLAT ZINC                     | F81055-1  | 18 |  |
| <b>26</b> | BOLT, M10X30-5.8 HEX HEAD FULL THREAD ZINC | F81003-2  | 9  |  |
| <b>27</b> | NUT, M10-8-B HEX NYLON ZINC LOCK           | F81033-1  | 9  |  |
| <b>28</b> | PIN WELDMENT, ZINC-PLATED LOCK             | 508624-1  | 3  |  |
| <b>29</b> | WASHER, 10.5 SPECIAL FLAT ZINC             | F81055-6  | 3  |  |
| <b>30</b> | BOLT, ISO4017-M10X20-8.8-A2E HEX HEAD      | F81003-53 | 3  |  |

## 8.8 Hydraulic Log Clamp



| REF. | DESCRIPTION (◆ Indicates Parts Available In Assemblies Only) | PART #        | QTY      |
|------|--|---------------|----------|
|      | <b>CLAMP ASSEMBLY, HYDRAULIC</b>                             | <b>089545</b> | <b>2</b> |
| 1    | Mount Weldment, Hydraulic Log Clamp                          | 088654-1      | 1        |
| 2    | Bolt, M10x125-8.8 Hex Head Zinc                              | F81003-18     | 2        |
| 3    | Bolt, M10x130-8.8 Mushroom Head Square Neck Zinc             | F81003-36     | 4        |
| 4    | Washer, 10.5 Flat Zinc                                       | F81055-1      | 18       |
| 5    | Nut, M10-8-B Hex Nylon Zinc Lock                             | F81033-1      | 16       |
|      | <b>BLOCK WELDMENT, LOG CLAMP</b>                             | <b>089835</b> | <b>2</b> |
| 6    | Block Weldment, Log Clamp                                    | 088652-1      | 1        |
| 7    | Bushing, 3040BS Self-lubricating                             | 088676        | 2        |
| 8    | Cylinder, CJ7F-16-40/22 + UE2-40W Hydraulic                  | 088662        | 1        |

## 8

## Hydraulic System

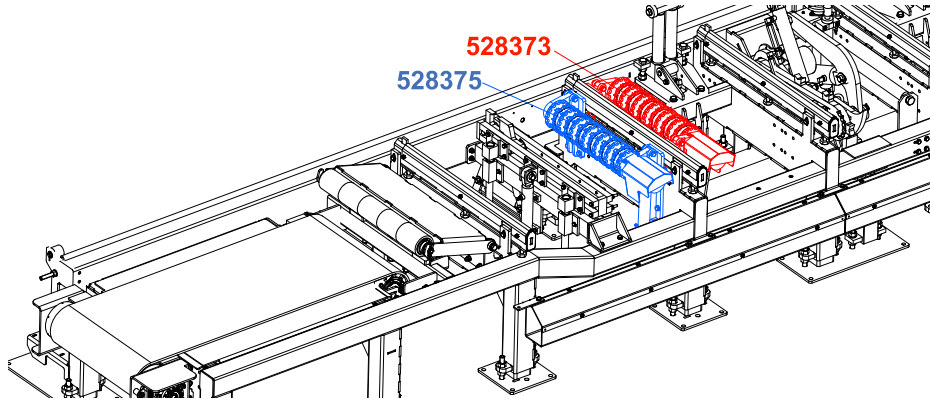
### Hydraulic Log Clamp

|    |  |               |          |  |
|----|--|---------------|----------|--|
| 9  | Bolt, M10x40-8.8 Hex Head Full Thread Zinc | F81003-16     | 14       |  |
| 10 | Bar, Clamp Up/Down                         | 089537-1      | 4        |  |
| 11 | Plate, Connecting                          | 088645-1      | 1        |  |
| 12 | Bolt, M10x140-8.8 Hex Head Zinc            | F81003-5      | 2        |  |
| 13 | Plate, Connecting                          | 089533-1      | 1        |  |
| 14 | Screw, M10x40-8.8 Hex Socket Head Cap Zinc | F81003-22     | 4        |  |
| 15 | Washer, 10.2 Split Lock Zinc               | F81055-2      | 28       |  |
| 16 | Plate, Log Clamp Rear                      | 089538-1      | 3        |  |
| 17 | Bolt, M10x35-8.8 Hex Head Full Thread Zinc | F81003-17     | 18       |  |
| 18 | Bracket, Guide Pin Mount                   | 089536-1      | 2        |  |
| 19 | Pin, Clamp Up/Down Guide                   | 088631        | 2        |  |
| 20 | Screw, M16x55-8.8 Hex Socket Head Cap Zinc | F81006-18     | 2        |  |
| 21 | Washer, 16.3 Split Lock Zinc               | F81058-2      | 2        |  |
| 22 | Plug, M33 Thread                           | 089839        | 2        |  |
|    | <b>Jaw, Log Clamp Narrow - Complete</b>    | <b>094700</b> | <b>1</b> |  |
| 23 | Jaw, Log Clamp Narrow                      | 093464-1      | 1        |  |
| 24 | Bearing, 6005 2RS CX                       | 089652        | 4        |  |
| 25 | Shaft, Clamp Jaw Guide                     | 088620-1      | 4        |  |
| 26 | Ring, Z24 Outside Retaining                | 089654        | 4        |  |
| 27 | Ring, W47 Inside Retaining                 | 089653        | 4        |  |
|    | <b>Jaw, Log Clamp Wide - Complete</b>      | <b>094701</b> | <b>1</b> |  |
| 28 | Jaw, Log Clamp Wide                        | 093465-1      | 1        |  |
| 29 | Bearing, 6005 2RS CX                       | 089652        | 4        |  |
| 30 | Shaft, Clamp Jaw Guide                     | 088620-1      | 4        |  |
| 31 | Ring, Z24 Outside Retaining                | 089654        | 4        |  |
| 32 | Ring, W47 Inside Retaining                 | 089653        | 4        |  |
| 33 | Washer, Clamp Jaw Spacer                   | 089542        | 4        |  |
| 34 | Bar, Clamp In/Out Side                     | 088622-1      | 4        |  |
| 35 | Cylinder, SJ2F-40/22/145 Hydraulic         | 088661        | 1        |  |
| 36 | Bar, Clamp In/Out Lower                    | 088623-1      | 1        |  |
| 37 | Pin, 20X75                                 | 088657-1      | 4        |  |
| 38 | Spacer, Lower                              | 089541        | 4        |  |
| 39 | Pin, S-Zn 5x40 Cotter                      | F81043-31     | 10       |  |
| 40 | Bracket, Vertical Cylinder Mount Upper     | 089540-1      | 1        |  |
| 41 | Pin, 25X75                                 | 088659-1      | 1        |  |
| 42 | Washer, Clamp Jaw Spacer                   | 501843        | 1        |  |
| 43 | Washer, 21 Flat Zinc                       | F81059-2      | 8        |  |
| 44 | Washer, 28 Flat Zinc                       | F81061-1      | 2        |  |
| 45 | Fitting, 1/4NPTx1/4JIC Male                | P09143        | 4        |  |



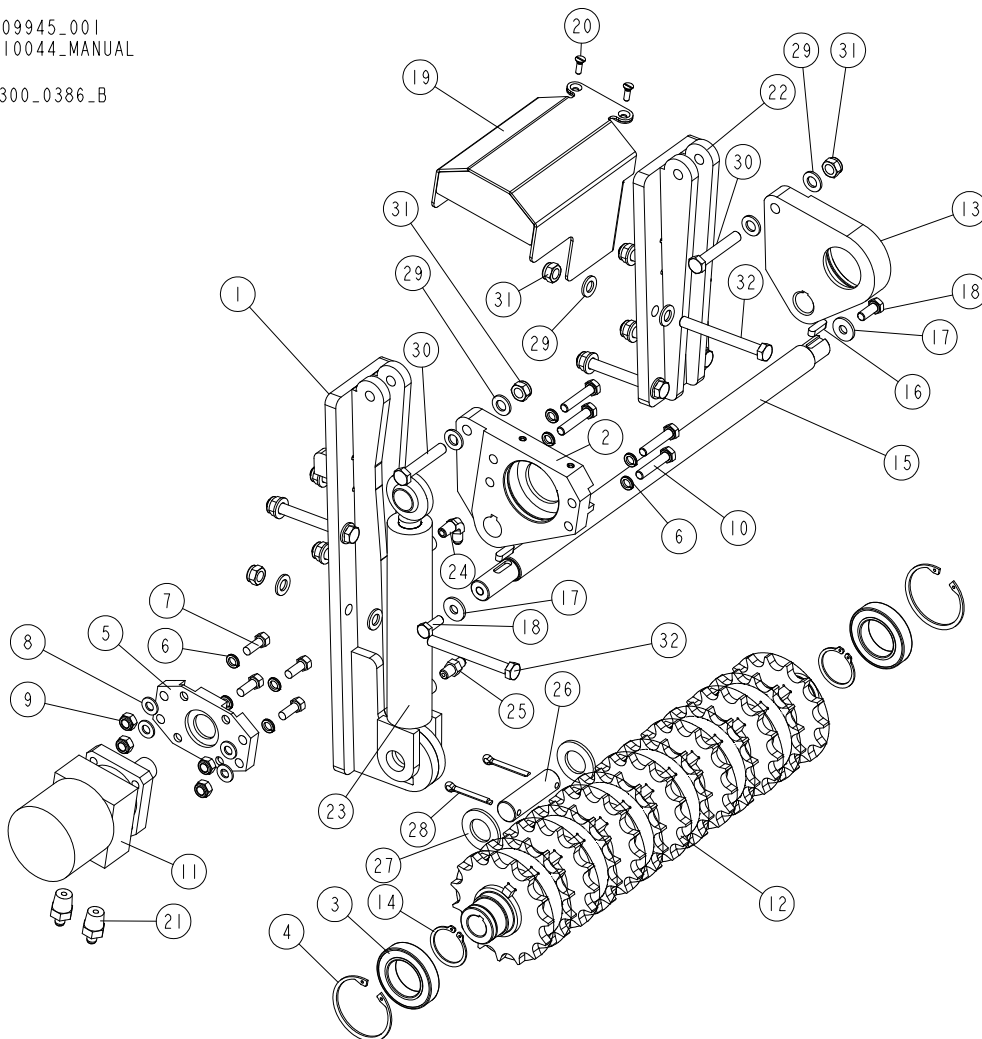
SECTION 9 POWER ROLLER RIGHT AND LEFT

9.1 Power Roller Right and Left



509945\_001  
510044\_MANUAL

300\_0386\_B



## 9

**POWER ROLLER RIGHT AND LEFT***Power Roller Right and Left*

| REF. | DESCRIPTION (◆ Indicates Parts Available In Assemblies Only) | PART #                     | QTY      |
|------|--|----------------------------|----------|
| -    | <b>ROLLER, WM4000 RIGHT POWER - COMPLETE</b>                 | <b>509945</b>              | <b>1</b> |
| -    | <b>ROLLER, WM4000 LEFT POWER - COMPLETE</b>                  | <b>514420</b>              | <b>1</b> |
| 1    | MOUNT WELDMENT, POWER ROLLER RIGHT                           | 516773-1 <sup>1</sup>      | 1        |
|      | MOUNT WELDMENT, POWER ROLLER LEFT                            | 516777-1 <sup>2</sup>      | 1        |
| -    | <b>SHAFT, POWER ROLLER W/DRIVE - COMPLETE RIGHT</b>          | <b>510012</b> <sup>1</sup> | <b>1</b> |
| -    | <b>SHAFT, POWER ROLLER W/DRIVE - COMPLETE LEFT</b>           | <b>514421</b> <sup>2</sup> | <b>1</b> |
| 2    | PLATE, POWER ROLLER MOUNTING RIGHT                           | 096029-1 <sup>3</sup>      | 1        |
|      | PLATE, POWER ROLLER MOUNTING LEFT                            | 507684-1 <sup>4</sup>      | 1        |
| 3    | BEARING, 6009.2RSR (FAG)                                     | 096025                     | 2        |
| 4    | RING, W 75 INSIDE RETAINING                                  | F81090-41                  | 2        |
| 5    | PLATE, HYDRAULIC MOTOR MOUNT                                 | 096030-1                   | 1        |
| 6    | WASHER, Z 10.2 SPLIT LOCK ZINC                               | F81055-2                   | 8        |
| 7    | BOLT, 3/8-16X1 HH  | F05007-7                   | 4        |
| 8    | WASHER, 10.5 FLAT ZINC                                       | F81055-1                   | 4        |
| 9    | NUT, M10-8-B HEX NYLON ZINC LOCK                             | F81033-1                   | 4        |
| 10   | BOLT, M10X50-8.8 HEX HEAD FULL THREAD ZINC                   | F81003-4                   | 4        |
| 11   | MOTOR, MG06-13-13AAAB HYDRAULIC                              | P21506                     | 1        |
| 12   | SHAFT, POWER ROLLER - COMPLETE                               | 509944-1                   | 1        |
| 13   | PLATE, POWER ROLLER MOUNTING RIGHT                           | 096031-1 <sup>3</sup>      | 1        |
|      | PLATE, POWER ROLLER MOUNTING LEFT                            | 507687-1 <sup>4</sup>      | 1        |
| 14   | RING, Z 45 OUTSIDE RETAINING                                 | F81090-32                  | 2        |
| 15   | ROD, CONNECTING  | 510011-1                   | 1        |
| 16   | KEY, A8X7X28 PARALLEL  | 096035                     | 2        |
| 17   | WASHER, 10.5 SPECIAL FLAT ZINC                               | F81055-6                   | 2        |
| 18   | BOLT, M10X25 8.8 HEX HEAD FULL THREAD                        | F81003-31                  | 2        |
| 19   | COVER, HYDRAULIC MOTOR RIGHT                                 | 096037-1 <sup>3</sup>      | 1        |
|      | COVER, HYDRAULIC MOTOR LEFT                                  | 507690-1 <sup>4</sup>      | 1        |
| 20   | SCREW, M6X20- 4.8-B SLOTTED COUNTERSUNK HEAD ZINC            | F81001-31                  | 2        |
| 21   | FITTING, Z-7/16 JIC / Z-1/2" NPT STRAIGHT                    | 096919                     | 2        |
| 22   | BRACKET WELDMENT, POWER ROLLER MOUNT                         | 516771-1                   | 1        |
| -    | <b>CYLINDER, HYDRAULIC</b>                                   | <b>085937</b>              | <b>1</b> |
| 23   | CYLINDER, CJ-S170-16-40/25/152 HYDRAULIC                     | 088681                     | 1        |
| 24   | FITTING, 1/4NPTX1/4JIC MALE ELBOW                            | P09142                     | 1        |
| 25   | FITTING, 1/4NPTX1/4JIC MALE                                  | P09143                     | 1        |
| 26   | PIN, HYDRAULIC CYLINDER ZINC-PLATED                          | 086979-1                   | 1        |
| 27   | WASHER, 28 FLAT ZINC   | F81061-1                   | 2        |
| 28   | PIN, S-ZN-6.3X45 COTTER                                      | F81045-2                   | 2        |
| 29   | WASHER, 13 FLAT ZINC   | F81056-1                   | 20       |
| 30   | BOLT, M12X70-8.8 HEX HEAD ZINC                               | F81004-39                  | 2        |
| 31   | NUT, M12 8 HEX NYLON ZINC LOCK                               | F81034-2                   | 10       |
| 32   | BOLT, M12X110-8.8-B HEX HEAD ZINC                            | F81004-47                  | 8        |

# POWER ROLLER RiGHT AND LEFT

*Power Roller Right and Left*

9

<sup>1</sup> Included in assy No. 509945

<sup>2</sup> Included in assy No. 514420

<sup>3</sup> Included in assy No. 510012

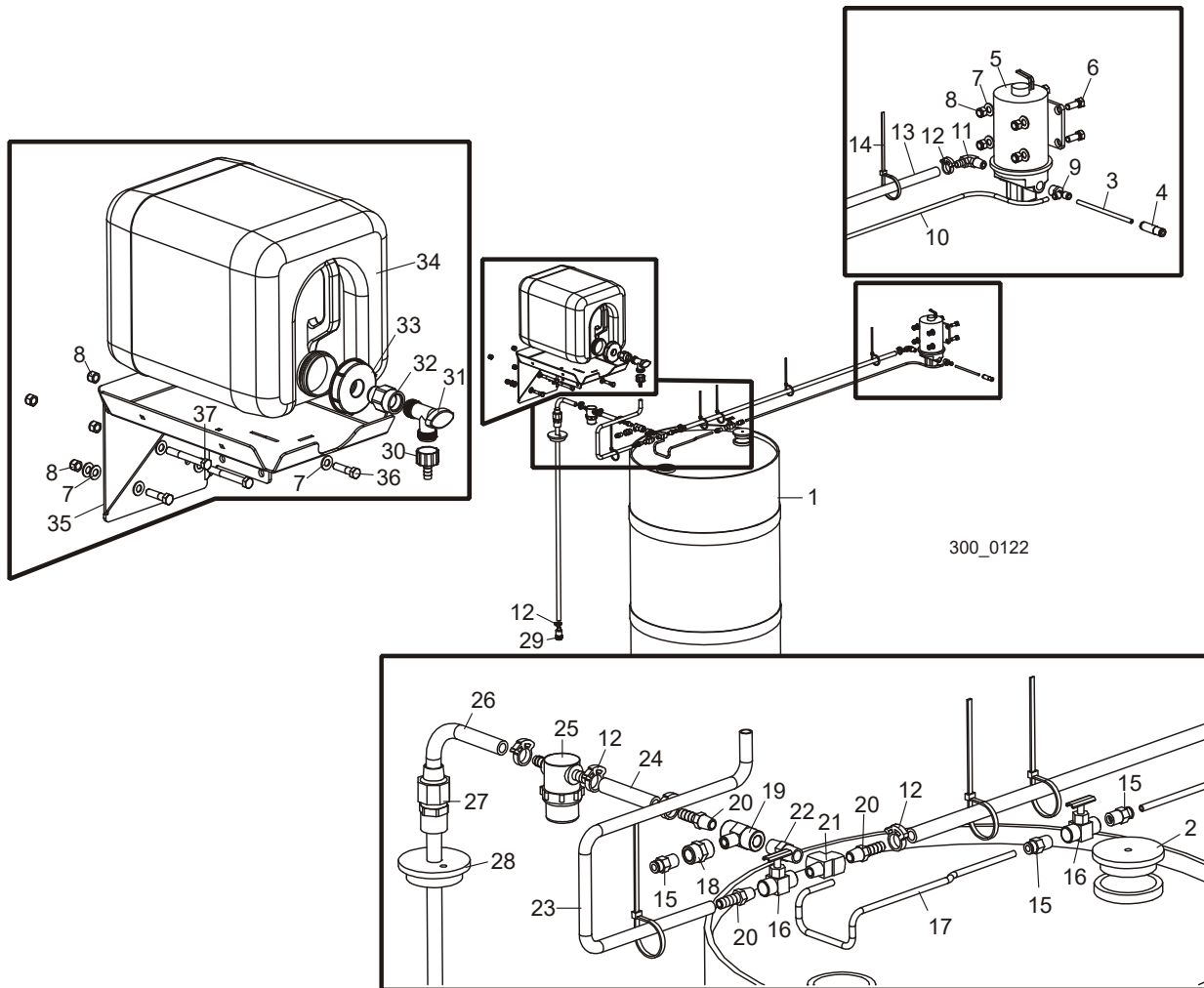
<sup>4</sup> Included in assy No. 514421

## 9.2 Hydraulic Pump & Tank Assembly

| REF. | DESCRIPTION (◆ Indicates Parts Available In Assemblies Only) | PART #        | QTY      |  |
|------|--|---------------|----------|--|
|      | <b>TANK ASSEMBLY, HYDRAULIC 10 GALLON</b>                    | 038885        | 1        |  |
| 1    | MOUNT WELDMENT, WM4000 HYDRAULIC PUMP & TANK                 | 510624-1      | 1        |  |
| 2    | MOUNT, HYDRAULIC MOTOR RUBBER                                | 035546        | 4        |  |
| 3    | TANK, WM4000 (52L) OIL                                       | 517426-1      | 1        |  |
| 4    | MANIFOLD, W/FILTER   | P22683        | 1        |  |
| 5    | ELBOW, A4 WZ 1/2" ZINC-PLATED                                | 094749        | 3        |  |
| 6    | FITTING, 1/2NPT MALE-3/4 HOSE BARB                           | 035621        | 5        |  |
| 7    | HEATER, EH-380-200-G11/2"TA-2X400V TERMO                     | 511737        | 1        |  |
| 8    | FILTER, RESAW TANK SUCTION                                   | P20210        | 1        |  |
| 9    | BUSHING, 1/2 TO 1  | P20239        | 1        |  |
| 10   | CLAMP, 20-40 MM DIA.   | F81095-3      | 6        |  |
| 11   | FITTING, AGR DN20 3/4" STRAIGHT                              | 505066        | 2        |  |
| 12   | FITTING, 3/4" ID BSP MALE QUICK DISCONNECT                   | 505065        | 1        |  |
| 13   | FITTING, 3/4" ID BSP FEMALE QUICK DISCONNECT                 | 505064        | 1        |  |
| 14   | FITTING, 1/2" -80MM THREAD ZINC-PLATED                       | 511417        | 1        |  |
| 15   |  |               |          |  |
| 16   | NUT, M12-8 HEX NYLON ZINC LOCK                               | F81034-2      | 4        |  |
| 17   | BOLT, M12x30-8.8 HEX HEAD FULL THREAD ZINC                   | F81004-22     | 4        |  |
| 18   | BOLT, 1/4-20x3/4 HEX HEAD FULL THREAD ZINC                   | F05005-1      | 2        |  |
| 19   | WASHER, 10.5 FLAT ZINC                                       | F81055-1      | 4        |  |
| 20   | NUT, 3/8-16 HEX NYLON LOCK                                   | F05010-10     | 8        |  |
|      | <b>PUMP ASSEMBLY, 10HP 9GPM HYDRAULIC</b>                    | <b>008743</b> | <b>1</b> |  |
| 21   |  |               |          |  |
| 22   | COUPLING BODY, L100X1 3/8                                    | 042777        | 1        |  |
| 23   | COUPLING, L100 SPIDER  | 042779        | 1        |  |
| 24   | COUPLING BODY, L100X3/4                                      | 042778        | 1        |  |
| 25   | ADAPTER, 50HZ HYD PUMP                                       | 042781        | 1        |  |
| 26   | PUMP, 9GPM HYDRAULIC   | 008738        | 1        |  |
| 27   | WASHER, 1/2" SPLIT LOCK                                      | F05011-9      | 4        |  |
| 28   | BOLT, 1/2-13X1 1/4 HEX HEAD GRADE 5                          | F05008-37     | 4        |  |
| 29   | WASHER, 3/8" SPLIT LOCK                                      | F05011-4      | 2        |  |
| 30   | BOLT, 3/8-16X1 1/4 HEX HEAD GRADE 5                          | F05007-123    | 2        |  |
| 31   | FITTING, #12SAE-1/2NPT FEMALE ADAPTER                        | 042785        | 1        |  |
| 32   | FITTING, 1/2NPT MALE-3/4 HOSE BARB                           | 035621        | 1        |  |
| 33   | FITTING, #10SAE-1/2 JIC 90 ELBOW                             | 042784        | 1        |  |

## SECTION 10 MISCELLANEOUS

### 10.1 Blade Lube System



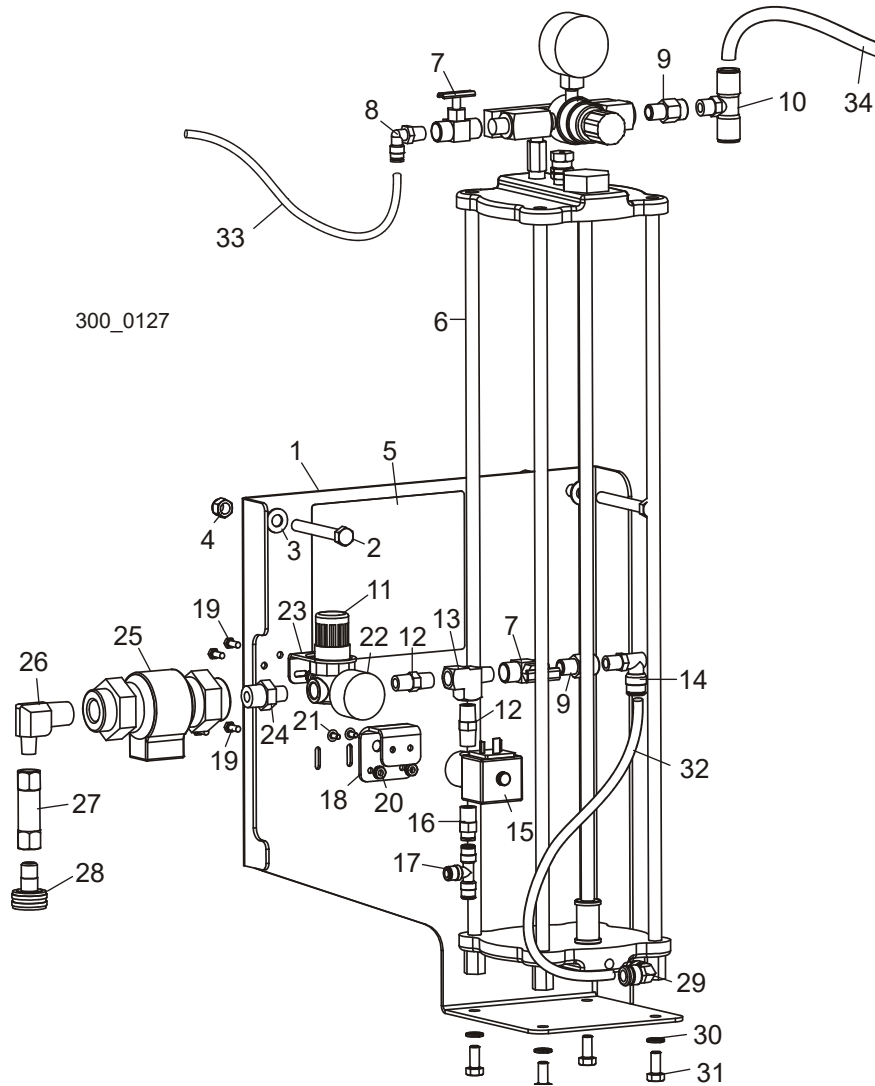
| REF. | DESCRIPTION (◆ Indicates Parts Available In Assemblies Only) | PART # | QTY |
|------|--|--------|-----|
|      | Lube #9, 5 Gallon  | 016853 | 1   |
|      | <b>LUBE SYSTEM, WM3000</b>                                   | 016926 | 1   |
| 1    | Barrel, 55-Gallon Plastic                                    | 016784 | 1   |
| 2    | Cap, Barrel With 1/4 Vent                                    | 016786 | 1   |
| 3    | Tube, Pressure 1/4x107ft                                     | 016944 | 1   |
| 4    | Valve, Check, 1/4Tube 6PSI                                   | 016827 | 1   |
|      | Cable Assembly, Lube System                                  | 025249 | 1   |
|      | Pump Assembly, Lube  | 016883 | 1   |
| 5    | Pump Assembly, Lube  | 050029 | 1   |

# 10

## Miscellaneous Blade Lube System

|    |  |           |    |  |
|----|--|-----------|----|--|
| 6  | Bolt, 3/8-16x1 Hex Head Grade 5          | F05007-87 | 4  |  |
| 7  | Washer, 3/8 Flat SAE                     | F05011-3  | 10 |  |
| 8  | Nut, 3/8-16 Hex Nylon Lock               | F05010-10 | 8  |  |
| 9  | Fitting, Tee 3/8NPT to 1/4Tube Male Run  | 016961    | 1  |  |
| 10 | Hose, Pressure 1/4x40                    | 016885    | 1  |  |
| 11 | Fitting, 3/8" NPT x 3/8" Hose Barb Elbow | P12709    | 1  |  |
| 12 | Clamp, Single Snap Grip #38              | 016845    | 6  |  |
| 13 | Hose, Suction 3/8x44                     | 016829    | 1  |  |
| 14 | OTie Wrap, 3/16 x 6 UV Black             | F05089-3  | 6  |  |
| 15 | Fitting, 1/4 NPT - 1/4 Tube Straight     | P20903    | 3  |  |
| 16 | Valve, Needle 1/4 NPT Female Brass       | 051392    | 2  |  |
| 17 | Hose, Pressure 1/4x24                    | 016886    | 1  |  |
| 18 | Coupling, 1/4NPT                         | P03420    | 1  |  |
| 19 | Fitting, 1/4NPT Branch Tee               | 015486    | 1  |  |
| 20 | Fitting, 1/4NPT-3/8 Barb                 | 014685    | 3  |  |
| 21 | Fitting, 1/4 FMF Tee                     | P05382    | 1  |  |
| 22 | Nipple, 1/4 NPT Hex                      | P21524    | 1  |  |
| 23 | Tube, 3/8IDx25 Tygothane                 | 038495    | 1  |  |
| 24 | Hose, Suction 3/8x3                      | 038494    | 1  |  |
| 25 | Filter, 3/8 Barb Lube                    | 033447    | 1  |  |
| 26 | Hose, Suction 3/8x40                     | 016884    | 1  |  |
| 27 | Coupler, 3/4NPT x 1/2 Poly Compression   | 016935    | 1  |  |
| 28 | Cap, Barrel Vent                         | 016785    | 1  |  |
| 29 | Valve, Foot Check, 3/8 Barb              | 016939    | 1  |  |
| 30 | Reducer, 5/8NPT/3/8Barb Water Lube       | 014113    | 1  |  |
| 31 | Valve, 3/4 NPT Elbow 3/4 Male Outlet PVC | 014100    | 1  |  |
| 32 | Fitting, 3/4FPTx3/4MPT                   | 014636    | 1  |  |
| 33 | Cap, 63mm Water Bottle, Modified         | 036744    | 1  |  |
| 34 | Bottle, 5-Gallon Water                   | 014637    | 1  |  |
| 35 | Tray Weldment, Lube System               | 038498    | 1  |  |
| 36 | Bolt, 3/8-16x1 1/2 Hex Head Grade 5      | F05007-78 | 2  |  |
| 37 | Bolt, 3/8-16x3 Hex Head Grade 5          | F05007-73 | 2  |  |

## 10.2 Pressure Lube System (Optional)



| REF. | DESCRIPTION (◆ Indicates Parts Available In Assemblies Only) | PART #    | QTY |
|------|--|-----------|-----|
|      | <b>LUBE SYSTEM, WM3000 OPTIONAL PRESSURE BLADE</b>           | 051431    | 1   |
| 1    | Bracket, Pressure Lube Mount                                 | 036685    | 1   |
| 2    | Bolt, 3/8-16 x 3" Hex Head Full Thread                       | F05007-1  | 2   |
| 3    | Washer, 3/8" SAE Flat  | F05011-3  | 2   |
| 4    | Nut, 3/8-16 Hex Nylon Lock                                   | F05010-10 | 2   |
| 5    | Decal, Pressure Lube Layout                                  | 036747    | 1   |
| 6    | Reservoir Assembly, Pressure Lube                            | 051434    | 1   |
| 7    | Valve, 1/4" NPT Brass Female Needle                          | 051392    | 2   |
| 8    | Fitting, 1/4" NPT x 1/4" Tube 90° Elbow Air                  | P21519    | 1   |
| 9    | Valve, 1/4" NPT Male-Female Check                            | 051394    | 2   |

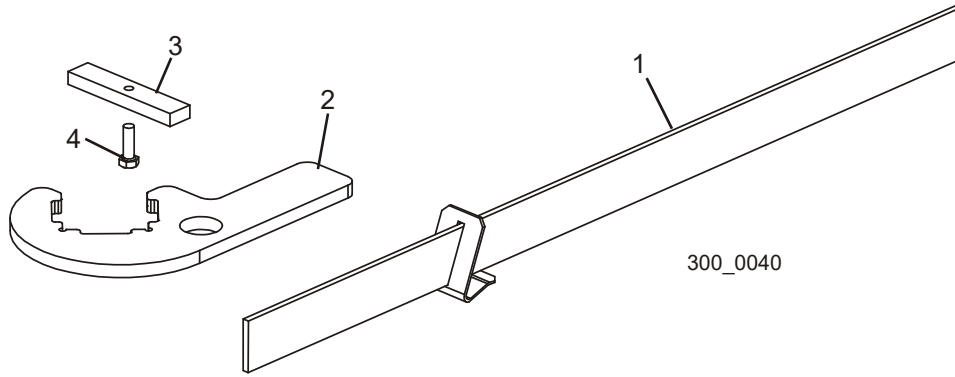
# 10

## Miscellaneous Pressure Lube System (Optional)

|    |  |            |           |  |
|----|--|------------|-----------|--|
| 10 | Fitting, 1/4" NPT x 1/2" Tube Tee                  | 038737     | 1         |  |
| 11 | Regulator, 1/4" NPT 125 PSI Water                  | 051427     | 1         |  |
| 12 | Fitting, 1/4" NPT Hex Pipe Nipple                  | P05389     | 2         |  |
| 13 | Fitting, 1/4" NPT Female-Male-Female Tee           | P05382     | 1         |  |
| 14 | Fitting, 1/4" NPT x 3/8" Tube 90° Elbow Air        | P21521     | 1         |  |
| 15 | Valve, 1/4" NPT Water NC 2-Way Solenoid            | 051432     | 1         |  |
|    | Cable Assembly, WM3000 Lube Pump                   | 052222     | 1         |  |
| 16 | Fitting, 1/4" NPT x 1/4" Tube Straight Air         | P20903     | 1         |  |
| 17 | Fitting, 1/4" Tube Air Tee                         | P21544     | 1         |  |
| 18 | Bracket, Solenoid Mount                            | 036688     | 1         |  |
| 19 | Screw, #10-24 x 1/2" Unslotted Hex Stainless Steel | F05004-27  | 4         |  |
| 20 | Nut, #10-24 Self-Locking Hex                       | F05010-14  | 4         |  |
| 21 | Screw, #8-32 x 3/8" Round Head Grade 5             | F05004-157 | 2         |  |
| 22 | Gauge, 160 PSI                                     | P02766     | 1         |  |
| 23 | Bracket, Regulator Mount                           | 051429     | 1         |  |
| 24 | Fitting, 1/2" NPT x 1/4" NPT Hex Nipple            | 038484     | 1         |  |
| 25 | Valve, 1/2" NPT Vacuum Break Dual Check            | 038483     | 1         |  |
| 26 | Fitting, 1/2" NPT x 1/4" NPT 90° Elbow             | 016881     | 1         |  |
| 27 | Strainer, 1/4" NPT 100 Mesh Inline                 | 051882     | 1         |  |
| 28 | Fitting, 1/4" NPT x Female Water Hose              | 051433     | 1         |  |
| 29 | Fitting, 1/8" NPT x 3/8" Tube 90° Elbow            | P21552     | 1         |  |
| 30 | Washer, 5/16" Split Lock                           | F05011-13  | 4         |  |
| 31 | Bolt, 5/16-24 x 3/4" Hex Head Grade 5 Full Thread  | F05006-105 | 4         |  |
| 32 | Tubing, 1/4" Air                                   | R01869     | 2 ft.     |  |
| 33 | Tubing, 3/8" Air                                   | R01869-1   | 5.147 ft. |  |
| 34 | Tubing, 1/2" Air                                   | R01869-2   | 3 ft.     |  |



### 10.3 Tools

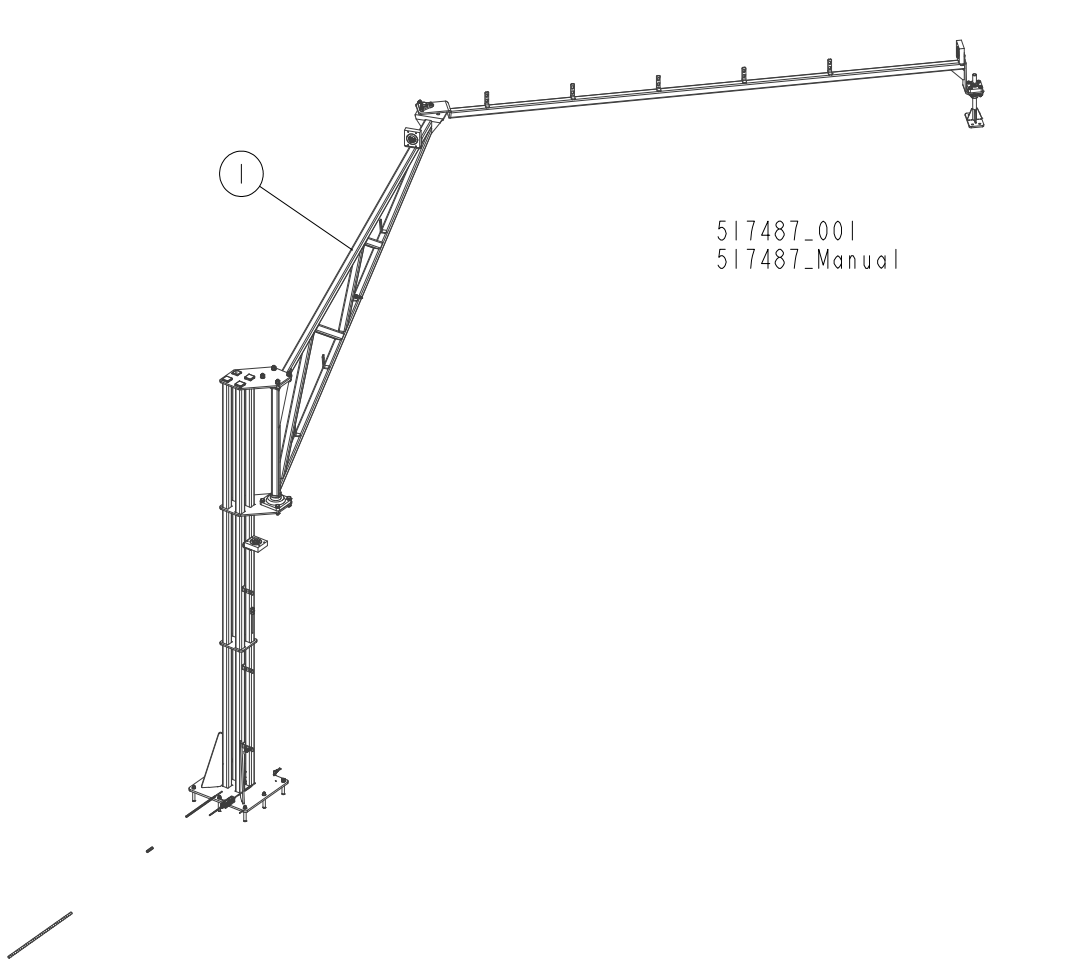


| REF. | DESCRIPTION (◆ Indicates Parts Available In Assemblies Only) | PART #     | QTY |  |
|------|--|------------|-----|--|
| 1    | TOOL, BLADE GUIDE ADJUSTMENT                                 | LTBGAT     | 1   |  |
| 2    | ALIGNMENT TOOL, BLADE GUIDE ARM                              | 042700     | 1   |  |
| 3    | BLOCK, BLADE GUIDE ALIGNMENT                                 | 035799     | 2   |  |
| 4    | SCREW, 10-32X5/8 HEX HEAD MACHINE                            | F05004-152 | 2   |  |
|      | HONE, 6" BENCH COARSE DIAMOND COARSE (NOT SHOWN)             | 017813     | 1   |  |
|      | WRENCH S=32 (NOT SHOWN)                                      | 513927-1   | 1   |  |

## 10.4 Manuals & Diagrams

| DESCRIPTION                          |  |       |   |  |
|--------------------------------------|--|-------|---|--|
| <b>WM3000/WM3500 Manuals</b>         |  |       |   |  |
| 1                                    | WM3000 Sawmill Operation Manual          | 988   | 1 |  |
| 2                                    | WM3500 Sawmill Operation Manual          | 990   | 1 |  |
| 3                                    | <b>WM3000 SAWMILL PARTS LIST</b>         | 991   | 1 |  |
| 4                                    | <b>WM3500 SAWMILL PARTS LIST</b>         | 992   | 1 |  |
| <b>WM3000 Sawmill Option Manuals</b> |  |       |   |  |
| 5                                    | IC1 Incline Conveyor Manual              | 1121  | 1 |  |
| 6                                    | TD1 Transfer Deck Manual                 | 1062  | 1 |  |
| 7                                    | LD12/LD20 Infeed Deck Manual             | 1024  | 1 |  |
| <b>Electrical Diagrams</b>           |  |       |   |  |
| 8                                    | <b>WM3000 SAWMILL ELECTRICAL DIAGRAM</b> | 1014a | 1 |  |
| 9                                    | <b>WM3500 SAWMILL ELECTRICAL DIAGRAM</b> | 1016  | 1 |  |

## 10.5 Pantograph Assembly



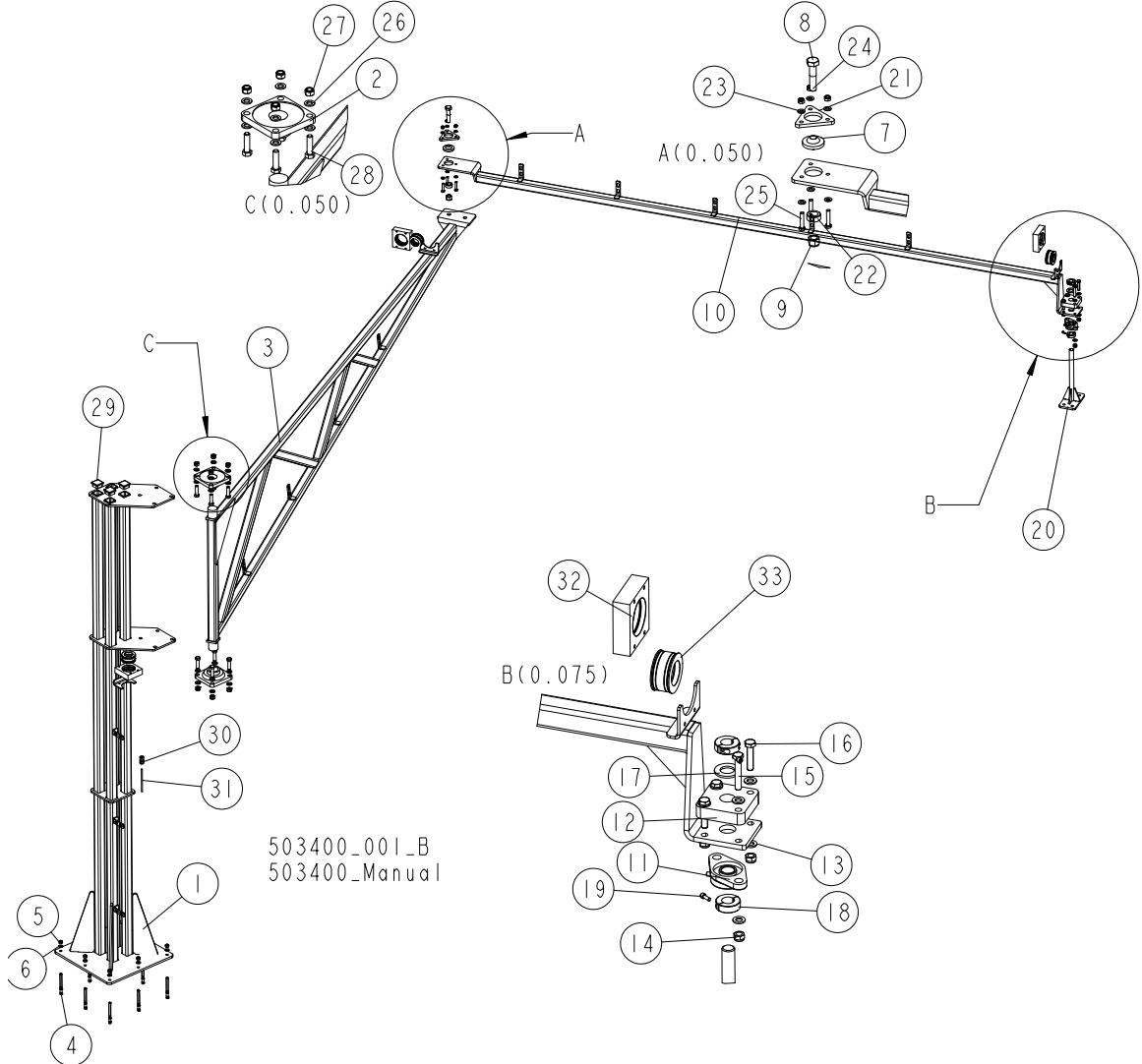
| REF. | DESCRIPTION (◆ Indicates Parts Available in Assemblies Only) | PART#         | QTY      |
|------|--|---------------|----------|
| 1    | <b>PANTOGRAPH W/CABLES - COMPLETE</b>                        | <b>517487</b> | <b>1</b> |
| 1    | PANTOGRAPH <a href="#">See Section 10.6</a>                  | 503400        | 1        |
|      | CABLE, BCC M425-0000-1A-003-VX8434-050                       | 087652        | 1        |
|      | VALVE, ASCO SCE238A002 24V AC SOLENOID                       | 090927        | 1        |
|      | FITTING, 1/2" HOSE   | 092356        | 1        |
|      | BUSH, RK13/21 NR 13798 REDUCING                              | 092886        | 2        |
|      | SENSOR, BES M12MG-PSC80F-S04G INDUCTIVE                      | 093168        | 2        |
|      | SENSOR, BES M12MI-PSC40B-S04G INDUCTIVE                      | 093172        | 3        |
|      | SWITCH, AZ17-11ZRK SAFETY                                    | 094232        | 2        |
|      | CABLE, BCC M425-0000-1A-003-VX8434-020                       | 094290        | 1        |
|      | CABLE, BCC M425-0000-1A-003-VX8434-100                       | 094291        | 3        |
|      | KEY, AZ17/170-B5   | 094422        | 2        |
|      | BRACKET, SAFETY SWITCH                                       | 097125        | 2        |
|      | BOX, LOG DECK CONTROL  | 092696        | 1        |
|      | TERMINAL, KO 16/10 RING                                      | F81064-12     | 2        |

## 10

Miscellaneous  
Pantograph Assembly

| REF. | DESCRIPTION (◆ Indicates Parts Available in Assemblies Only) | PART#     | QTY |  |
|------|--|-----------|-----|--|
|      | TERMINAL, 1/4 14-16GA RING NI LOOSE                          | F81065-1  | 7   |  |
|      | TERMINAL, KO6/8 RING   | F81066-2  | 4   |  |
|      | CASSETTE, MK8 BLACK RIBBON                                   | F81081-34 | 1   |  |
|      | PROFILE, 0.5 MM2 P0-03 YELLOW MARKING                        | F81081-35 | 1   |  |
|      | PROFILE, 1MM2 P0-04 YELLOW MARKING                           | F81081-36 | 1   |  |
|      | TERMINAL, HI 6/12  | F81083-11 | 7   |  |
|      | TERMINAL, HI 1.5/8   | F81083-4  | 25  |  |
|      | TERMINAL, HI 2X2.5/13  | F81083-9  | 10  |  |
|      | GLAND, DP 7/H CABLE  | F81096-11 | 6   |  |
|      | GLAND, DP9/H CABLE   | F81096-2  | 1   |  |
|      | GLAND, DP 25 HM CABLE  | F81096-31 | 5   |  |
|      | REDUCER, DR40MM25M CABLE GLAND                               | F81097-2  | 2   |  |
|      | REDUCER, DR25M/16M CABLE GLAND                               | F81097-21 | 1   |  |
|      | CABLE, UNITRONIC FD-CP PLUS 4X0.34                           | R80578-2  | 18  |  |
|      | CABLE, OLFLEX 400P 2X1 1312902                               | R80583-5  | 8   |  |
|      | CABLE, OLFLEX 400P 4G1 (DRUM)                                | R80583-6  | 20  |  |
|      | CABLE, OLFLEX CLASIC 110 7G1                                 | R80583-71 | 5   |  |
|      | CABLE, OFLEX-FD 855P 25G1.5-DRUM                             | R80584-7  | 19  |  |
|      | CABLE, OFLEX-FD 855P 2X1.5-DRUM                              | R80584-72 | 16  |  |
|      | CABLE, OFLEX-FD 855CP 4G1.5-DRUM                             | R80584-74 | 32  |  |
|      | CABLE, OFLEX CHAIN 896P 4G16-DRUM                            | R80585-7  | 36  |  |
|      | CABLE, H07V-K 1X6MM2 GNYE                                    | R80587-3  | 5   |  |
|      | CABLE, OFLEX-FD 810P 1G16                                    | R80594-4  | 5   |  |
|      | HOSE, WSN24/S  | R80620-3  | 10  |  |
|      | WASHER, UUPE 40M CABLE GLAND SEALING (PACKAGE = 10 PCS)      | R80682-3  | 1   |  |

10.6 Pantograph



| REF. | DESCRIPTION (◆ Indicates Parts Available in Assemblies Only) | PART#      | QTY |
|------|--|------------|-----|
| -    | <b>PANTOGRAPH WM3500</b>                                     | 503400     | 1   |
| 1    | COLUMN, PNTOGRAPH  | 503575-1   | 1   |
| 2    | BEARING, UCF 211 W/HOUSING                                   | 089889     | 2   |
| 3    | TRUSS, PANTOGRAPH  | 503585-1   | 1   |
| -    | ANCHOR, M12X140MM KMC EXPRES                                 | 084529     | 8   |
| 4    | BOLT, M12 140MM ANCHOR                                       | 084529     | 1   |
| 5    | NUT, M12-8 ZINC  | F81034-1   | 1   |
| 6    | WASHER, 13-FLAT ZINC   | F81056-1   | 1   |
| 7    | BALL JOINT, 3/4IDX2 1/2OD                                    | 042538     | 1   |
| 8    | BOLT, 3/4-10X3 1/2 HEX HEAD                                  | F05009-54  | 1   |
| 9    | NUT, 3/4-10 NYLON LOCK                                       | F05010-103 | 1   |
| 10   | ARM, PANTOGRAPH PIVOT  | 503597-1   | 1   |

## 10

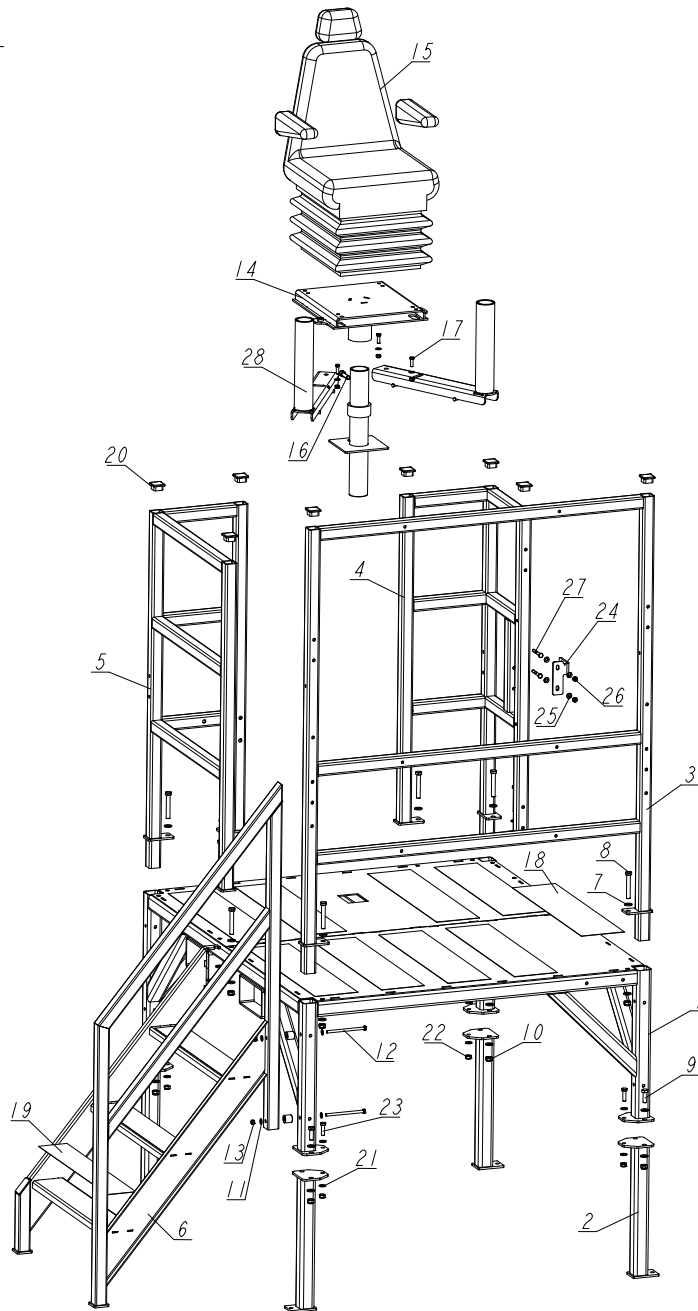
Miscellaneous  
Pantograph

| REF. | DESCRIPTION (◆ Indicates Parts Available in Assemblies Only) | PART#      | QTY |  |
|------|--|------------|-----|--|
| 11   | BEARING, UCFL205, (COMPLEX). W/HOUSING                       | 089124     | 1   |  |
| 12   | BLOCK, BEARING MOUNT   | 503601     | 1   |  |
| 13   | WASHER, 13-FLAT ZINC   | F81056-1   | 8   |  |
| 14   | NUT, M12 8 HEX NYLON ZINC LOCK                               | F81034-2   | 4   |  |
| 15   | BOLT, M12X70-8.8-HEX HEAD ZINC                               | F81004-39  | 2   |  |
| 16   | BOLT, M12X55 8.8 HEX HEAD ZINC                               | F81004-43  | 2   |  |
| 17   | WASHER, 28 FLAT ZINC   | F81061-1   | 1   |  |
| -    | RING, FI25 SLOTTED   | 503602     | 2   |  |
| 18   | RING, FI25 SLOTTED   | 503602     | 1   |  |
| 19   | SCREW, M6X16 8.8 HEX SOCKET HEAD CAP ZINC                    | F81001-21  | 2   |  |
| 20   | BRACKET, PANTOGRAPH  | 503606-1   | 1   |  |
| 21   | PLATE, PANTOGRAPH ARM PIVOT                                  | 503607-1   | 1   |  |
| 22   | RING, 25 RETAINING   | F81039-4   | 1   |  |
| 23   | WASHER, 10,5 FLAT ZINC                                       | F81055-1   | 6   |  |
| 24   | NUT, M10 HEX NYLON ZINC LOCK                                 | F81033-1   | 3   |  |
| 25   | BOLT, M10X50-8.8-HEX HEAD FULL THREAD ZINC                   | F81003-4   | 3   |  |
| 26   | WASHER, 17 FLAT ZINC   | F81058-1   | 16  |  |
| 27   | NUT, M16, HEX NYLON ZINC LOCK                                | F81036-2   | 8   |  |
| 28   | BOLT, M16X60-8.8-HEX HEAD FULL THREAD ZINC                   | F81006-12  | 8   |  |
| 29   | CAP, 50X50 (3-5MM THICK) (199274MOSS) TUBE END               | 095371     | 4   |  |
| 30   | FITTING, 1/2" (KQ2H13-00) SMC STRAIGHT                       | 509962     | 1   |  |
| 31   | CABLE, 1/2" 3M   | R01869-2_3 | 1   |  |
| 32   | HOUSING, KDL-JUMBO1 CABLE ENTRY SYSTEM                       | 514715     | 3   |  |
| 33   | GROMMET, KDT/Z JUMBO   | 514716     | 3   |  |

# SECTION 11 OPERATOR STATION

## 11.1 Frame, Rails, Ladder & Seat

516641\_001  
516641\_MANUAL





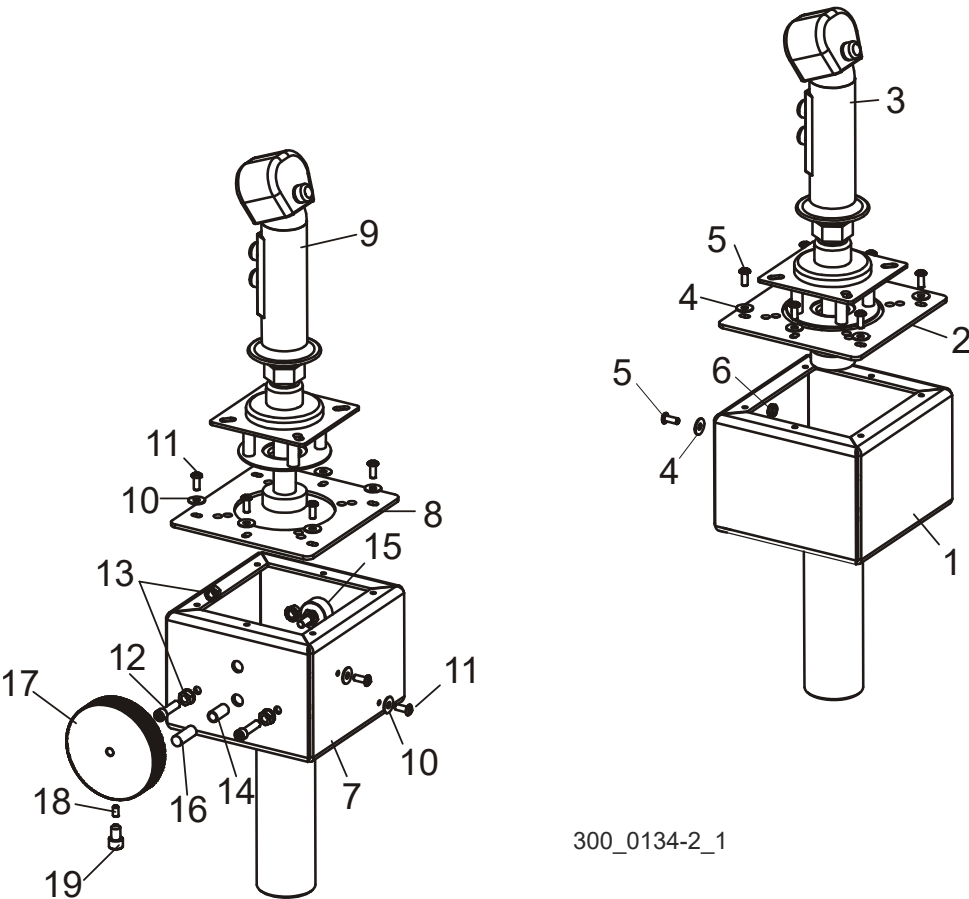
## Operator Station

Frame, Rails, Ladder & Seat

| REF. | DESCRIPTION (* indicates parts available in assemblies only) | PART NO.  | QTY |  |
|------|--|-----------|-----|--|
| -    | <b>OPERATOR STATION, WM3000/3500 - COMPLETE</b>              | 516641    | 1   |  |
| -    | STATION, OPERATOR  | 514741    | 1   |  |
| 1    | BASE, OPERATOR STATION                                       | 513437-1  | 1   |  |
| 2    | STEP, OPERATOR STATION                                       | 513886-1  | 4   |  |
| 3    | FENCE, FRONT   | 514315-1  | 1   |  |
| 4    | FENCE, LEFT REAR   | 514313-1  | 1   |  |
| 5    | FENCE, RIGHT REAR  | 514311-1  | 1   |  |
| 6    | LADDER   | 711478-1  | 1   |  |
| 7    | WASHER, 13 FLAT ZINC   | F81056-1  | 34  |  |
| 8    | BOLT, M12X80-8.8 HEX HEAD ZINC                               | F81004-46 | 9   |  |
| 9    | BOLT, M12X35 8.8 HEX HEAD FULL THREAD ZINC                   | F81004-24 | 8   |  |
| 10   | NUT, M12 8 HEX NYLON ZINC LOCK                               | F81034-2  | 17  |  |
| 11   | WASHER, 8.4 FLAT ZINC  | F81054-1  | 8   |  |
| 12   | BOLT, M8X130-8.8 HEX HEAD ZINC                               | F81002-50 | 2   |  |
| 13   | NUT, M8-8-B HEX NYLON ZINC LOCK                              | F81032-2  | 6   |  |
| 14   | MOUNT WELDMENT, SEAT   | 711496-1  | 1   |  |
| 15   | SEAT, CS85/C1 AR HD PVC                                      | 711482    | 1   |  |
| 16   | SCREW, M12X45-8.8-B HEX SOCKET HEAD CAP ZINC                 | F81004-93 | 1   |  |
| 17   | BOLT, M8X25-8.8-B HEX HEAD FULL THREAD ZINC                  | F81002-5  | 4   |  |
| 18   | PAD, NON-SKID  | 711494    | 9   |  |
| 19   | PAD, NON-SKID STEP   | 711495    | 3   |  |
| 20   | CAP, 40X40X (3-4) TUBE END                                   | 097480    | 8   |  |
| 21   | WASHER, 10.5 FLAT ZINC                                       | F81055-1  | 8   |  |
| 22   | NUT, M10-8-B HEX NYLON ZINC LOCK                             | F81033-1  | 4   |  |
| 23   | BOLT, M10X35 8.8 HEX HEAD FULL THREAD ZINC                   | F81003-17 | 4   |  |
| 24   | BRACKET, ELECTRIC BOX UPPER LEFT                             | 711459-1  | 1   |  |
| 25   | WASHER, 8.4 FLAT ZINC  | F81054-1  | 4   |  |
| 26   | NUT, M8-8-B HEX NYLON ZINC LOCK                              | F81032-2  | 2   |  |
| 27   | BOLT, M8X60 8.8 HEX HEAD ZINC                                | F81002-54 | 2   |  |
| 28   | ARM WELDMENT, JOYSTICK                                       | 711484-1  | 2   |  |



11.2 Joystick Controls



300\_0134-2\_1

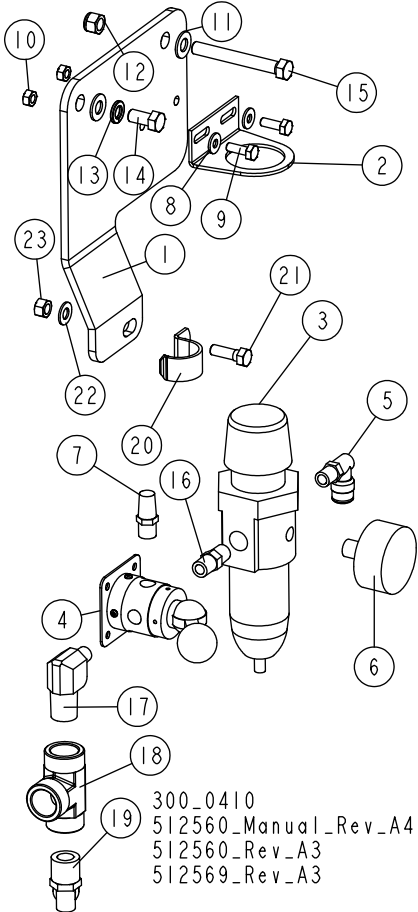
| REF | DESCRIPTION (◆ Indicates Parts Available In Assemblies Only) | PART #    | QTY. |
|-----|--|-----------|------|
|     | <b>CONTROL ASSEMBLY, RIGHT JOYSTICK</b>                      | 038865    | 1    |
| 1   | Box Weldment, Right Joystick                                 | 038863    | 1    |
| 2   | Cover, Joystick Control Box                                  | 038861    | 1    |
| 3   | Joystick, 3-Button Control                                   | 036757    | 1    |
| 4   | Washer, #10 SAE Flat   | F05011-18 | 7    |
| 5   | Screw, #10-24 x 1/2" Socket Button Head                      | F05004-35 | 7    |
| 6   | Nut, #10-24 Self-Locking Hex                                 | F05010-14 | 1    |
|     | <b>CONTROL ASSEMBLY, LEFT JOYSTICK</b>                       | 038864    | 1    |
| 7   | Box Weldment, Left Joystick                                  | 038862    | 1    |
| 8   | Cover, Joystick Control Box                                  | 038861    | 1    |
| 9   | Joystick, 3-Button Control                                   | 036757    | 1    |
| 10  | Washer, #10 SAE Flat   | F05011-18 | 8    |
| 11  | Screw, #10-24 x 1/2" Socket Button Head                      | F05004-35 | 8    |
| 12  | Bolt, 1/4-20 x 1" Socket Head                                | F05005-84 | 2    |

**11****Operator Station**  
*Joystick Controls*

---

|           |   |            |   |  |
|-----------|---|------------|---|--|
| <b>13</b> | Nut, 1/4-20 Self-Locking Hex                    | F05010-9   | 4 |  |
| <b>14</b> | Spring, LC-040E-10SS                            | P06460     | 1 |  |
| <b>15</b> | Potentiometer Assembly, 4-20mA 24V w/Connectors | 025200     | 1 |  |
| <b>16</b> | Pin, Cam Brake                                  | S10663     | 1 |  |
| <b>17</b> | Knob, Speed Control                             | 035559     | 1 |  |
| <b>18</b> | Screw, #10-32 x 3/8" Cup Point Socket Set       | F05004-188 | 1 |  |
| <b>19</b> | Bolt, 5/16-18 x 1/2" Socket Head                | F05006-39  | 1 |  |

**11.3 Air Supply Assembly**



| REF. | DESCRIPTION (◆ Indicates Parts Available In Assemblies Only) | PART#      | QTY |
|------|--|------------|-----|
|      | <b>AIR SUPPLY ASSEMBLY, WM3000</b>                           | 016887     | 1   |
| 1    | Plate, Air Mount   | 016888     | 1   |
| 2    | Bracket, Filter Mounting                                     | P21511     | 1   |
| 3    | Filter / Regulator   | P21510     | 1   |
| 4    | Valve, Air   | P21513     | 1   |
| 5    | Fitting, 1/4" NPT-3/8" 90 Degrees Air                        | P21521     | 1   |
| 6    | Gauge, 275Y160WS   | P21512     | 1   |
| 7    | Muffler, 1/4 in. NPT Air                                     | P20904     | 1   |
| 8    | Washer, 1/4 SAE Flat   | F05011-11  | 2   |
| 9    | Bolt, 1/4-20x3/4 FT HHC                                      | F05005-1   | 2   |
| 10   | Nut, 1/4-20 Swaged   | F05010-21  | 2   |
| 11   | Washer, 3/8 Flat SAE   | F05011-3   | 2   |
| 12   | Nut, 3/8-16 Hex Nylon Lock                                   | F05010-10  | 1   |
| 13   | Washer, 3/8 Split Lock                                       | F05011-4   | 1   |
| 14   | Bolt, 3/8-16x3/4 Hex Head Grade 5                            | F05007-118 | 1   |

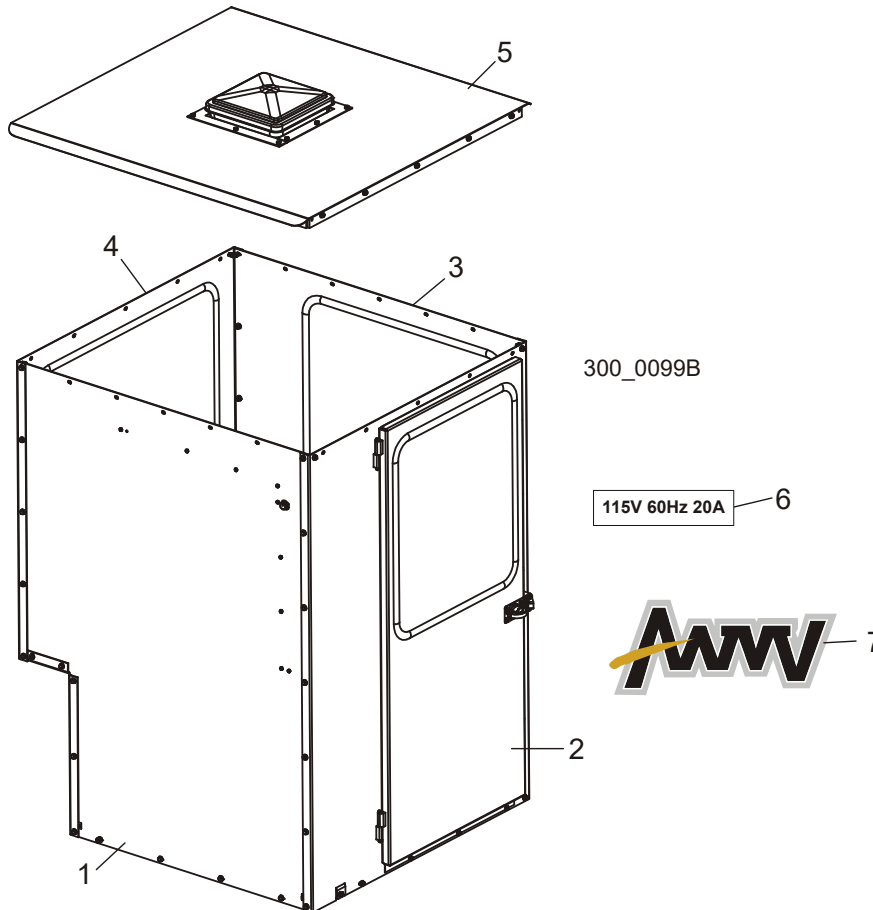
**11****Operator Station**  
*Air Supply Assembly*

---

|           |   |           |   |  |
|-----------|---|-----------|---|--|
| <b>15</b> | Bolt, 3/8-16x3 Hex Head Full Thread     | F05007-1  | 1 |  |
| <b>16</b> | Nipple, 1/4 Hex Pipe                    | P05389    | 1 |  |
| <b>17</b> | Fitting, 1/2NPT-1/4NPT 90 Degrees Elbow | 016881    | 1 |  |
| <b>18</b> | Fitting, 1/2 NPT Female Tee             | 016793    | 1 |  |
| <b>19</b> | Fitting, 1/2NPT-1/2In 90 Degrees Air    | 016880    | 1 |  |
| <b>20</b> | Clamp, 1 EMT                            | P05436    | 1 |  |
| <b>21</b> | Bolt, 5/16-18x1 Hex Head                | F05006-1  | 1 |  |
| <b>22</b> | Washer, 5/16 SAE Flat                   | F05011-17 | 1 |  |
| <b>23</b> | Nut, 5/16-18 Swaged Hex                 | F05010-6  | 1 |  |

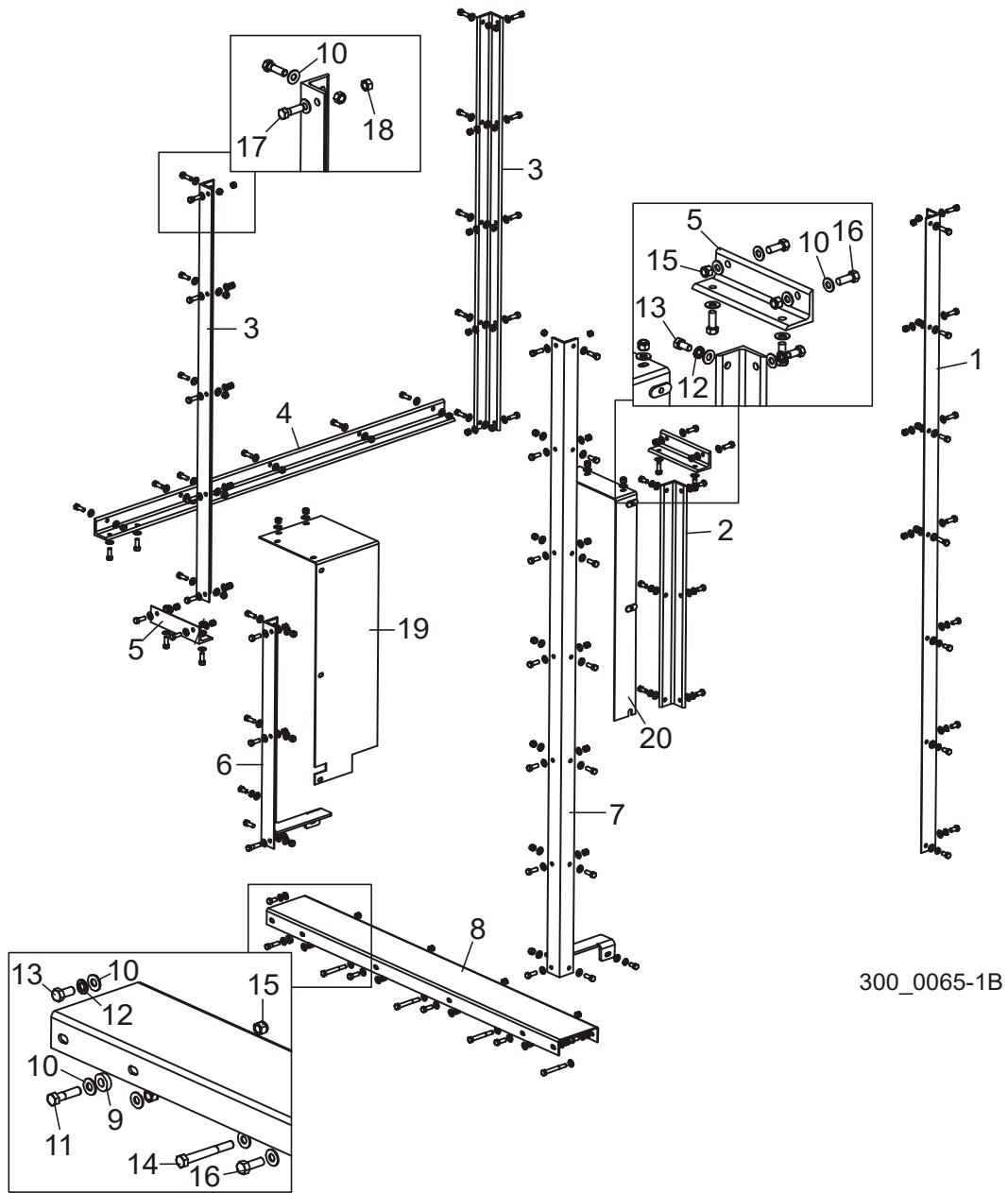
## SECTION 12 CAB OPTION

### 12.1 Cab



| REF. | DESCRIPTION (◆ Indicates Parts Available In Assemblies Only) | PART # | QTY |  |
|------|--|--------|-----|--|
|      | <b>CAB OPTION, WM3000</b>                                    | CAB1   | 1   |  |
| 1    | Rear Panel Parts ( <a href="#">See Section 11.4</a> )        |        |     |  |
| 2    | Right Panel Parts ( <a href="#">See Section 11.6</a> )       |        |     |  |
| 3    | Front Panel Parts ( <a href="#">See Section 11.8</a> )       |        |     |  |
| 4    | Left Panel Parts ( <a href="#">See Section 11.10</a> )       |        |     |  |
| 5    | Roof Parts ( <a href="#">See Section 11.12</a> )             |        |     |  |
| 6    | DECAL, CAB VOLTAGE   | 042676 | 1   |  |
| 7    | DECAL, CAB LOGO  | 016833 | 1   |  |

**12.2 Frame**



300\_0065-1B

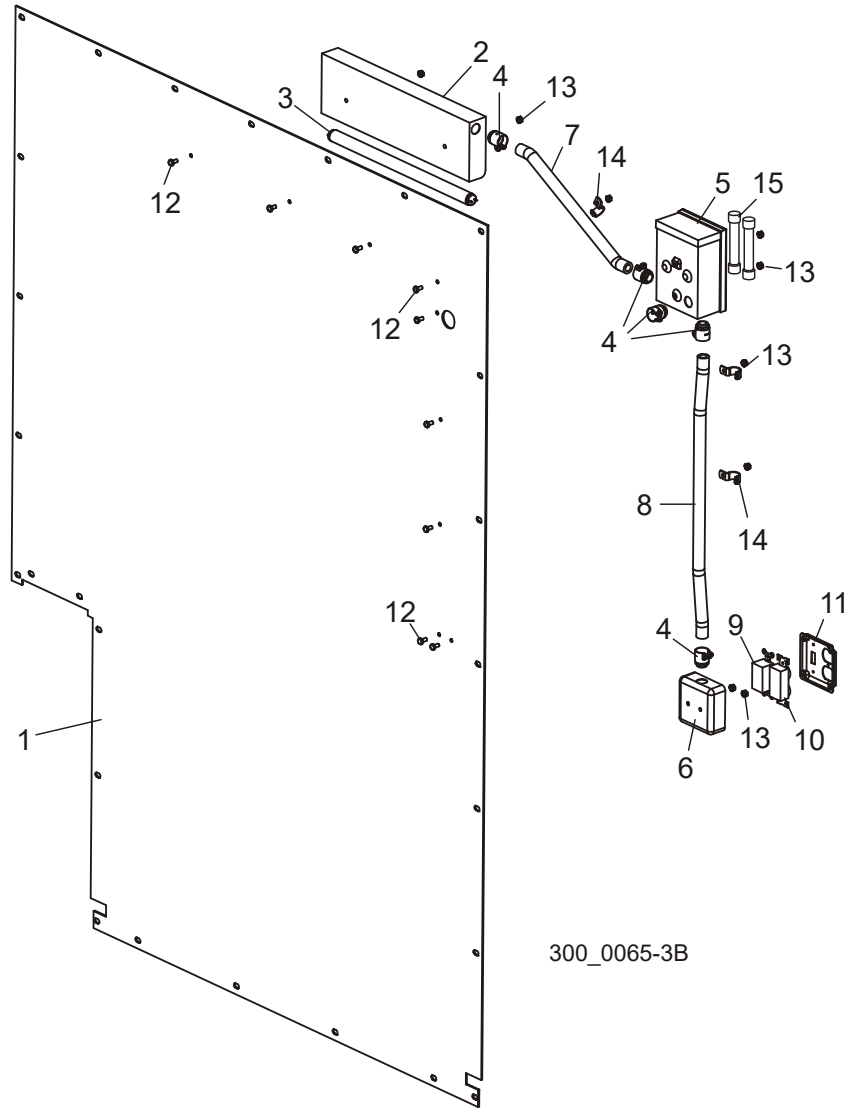
| REF. | DESCRIPTION (◆ Indicates Parts Available In Assemblies Only) | PART # | QTY |
|------|--|--------|-----|
|      | <b>FRAME ASSEMBLY, CAB</b>                                   | 042605 | 1   |
| 1    | Angle, Front Right   | 042606 | 1   |
| 2    | Angle, Front Left Lower                                      | 042607 | 1   |
| 3    | Angle, Left Upper  | 042615 | 2   |
| 4    | Angle, Left lower  | 042617 | 1   |

|    |  |            |           |  |
|----|--|------------|-----------|--|
| 5  | Angle, Left Short                          | 042618     | 2         |  |
| 6  | Angle Weldment, Left Rear Lower            | 042610     | 1         |  |
| 7  | Angle Weldment, Right Rear                 | 042611     | 1         |  |
| 8  | Channel Weldment, Rear Floor               | 042628     | 1         |  |
| 9  | Tube, 7/8 Dia Electric Motor Spacer        | S12284     | 1         |  |
| 10 | Washer, 3/8" SAE Flat                      | F05011-3   | 145       |  |
| 11 | Bolt, 3/8-16 x 1 1/2" Hex Head Grade 5     | F05007-78  | 2         |  |
| 12 | Washer, 3/8" Split Lock                    | F05011-4   | 16        |  |
| 13 | Bolt, 3/8-16 x 3/4" Hex Head Grade 2       | F05007-27  | 16        |  |
| 14 | Bolt, 3/8-16 x 3" Hex Head Grade 5         | F05007-73  | 4         |  |
| 15 | Nut, 3/8-16 Hex Nylon Lock                 | F05010-10  | 63        |  |
| 16 | Bolt, 3/8-16 x 1" Hex Head                 | F05007-7   | 56        |  |
| 17 | Bolt, 3/8-16 x 1 1/4" Hex Head Grade 5     | F05007-123 | 9         |  |
| 18 | Nut, 3/8-16 Swaged Lock                    | F05010-25  | 8         |  |
| 19 | <b>PLATE, LEFT LOWER</b>                   | 042626     | 1         |  |
| 20 | <b>PLATE WELDMENT, LOWER RIGHT</b>         | 042642     | 1         |  |
|    | <b>BULB SEAL, C POSITION PEBBLE FINISH</b> | 041050     | 14.79 ft. |  |
|    | <b>FOAM, 1/2X1 ADHESIVE BACK</b>           | R02306     | 17.5 ft.  |  |

# 12 Cab Option

## Rear Panel

### 12.3 Rear Panel



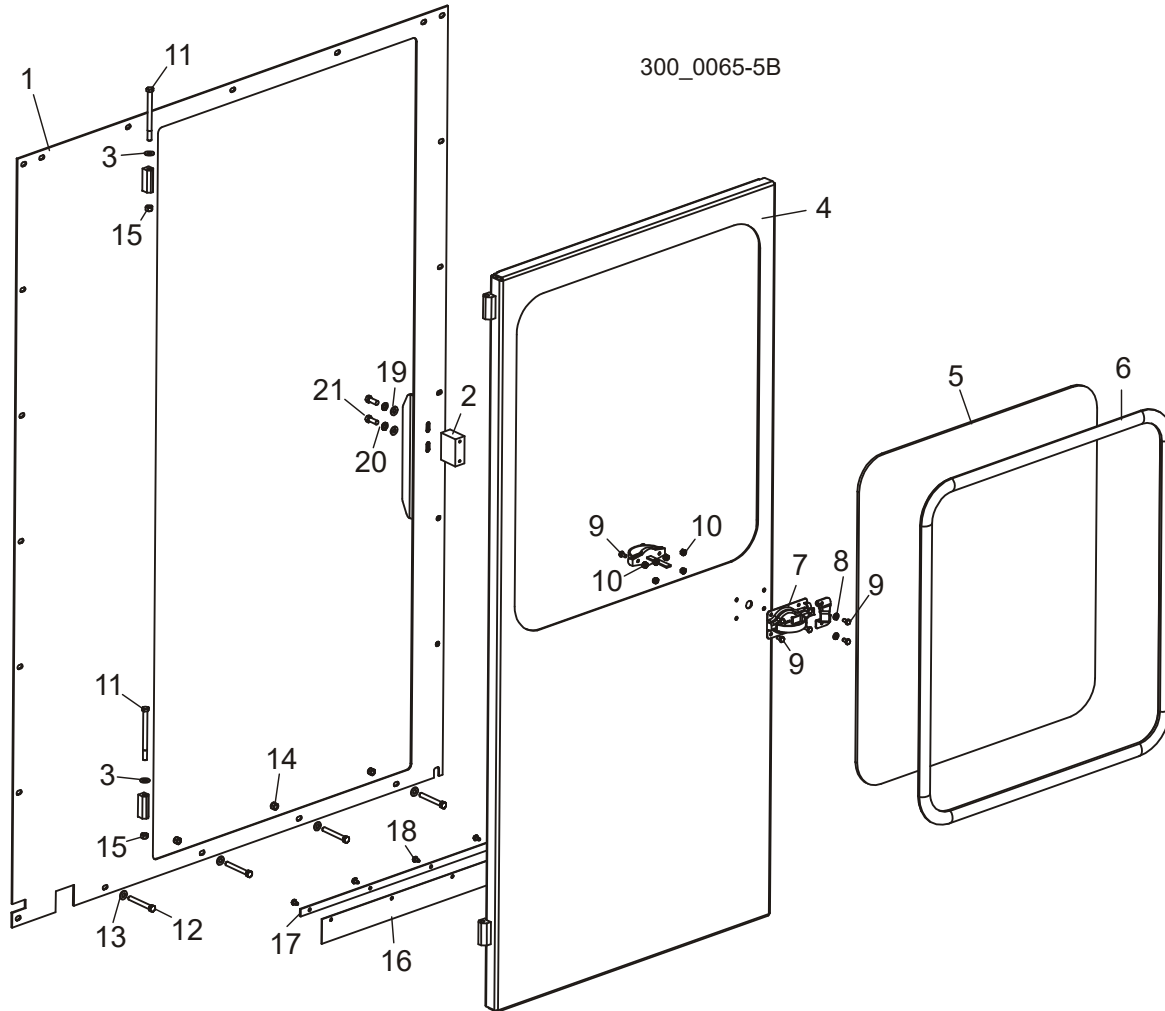
| REF. | DESCRIPTION (◆ Indicates Parts Available In Assemblies Only) | PART # | QTY |
|------|--|--------|-----|
|      | <b>PANEL ASSEMBLY, CAB BACK</b>                              | 042604 | 1   |
| 1    | Panel, Cab Rear  | 042613 | 1   |
| 2    | Light, Flourescent Under-Cabinet                             | 042590 | 1   |
| 3    | Lamp, Flourescent Under-Cabinet 15Watt                       | 016876 | 1   |
| 4    | Clamp, 1/2 Flex Conduit, Steel                               | 042595 | 5   |
| 5    | Disconnect, Fusible 2Wire 240V 30A                           | 042589 | 1   |
| 6    | Box, 4" Electrical Utility                                   | 042591 | 1   |
| 7    | Conduit, 1/2" x 16" Steel Flex                               | 042597 | 1   |
| 8    | Conduit, 1/2" x 25" Steel Flex                               | 042596 | 1   |



|           |                                       |           |   |  |
|-----------|---------------------------------------|-----------|---|--|
| <b>9</b>  | Switch, 120VAC 20 Amp Single Pole     | 042592    | 1 |  |
| <b>10</b> | Receptacle, 120VAC 20Amp Duplex       | 042593    | 1 |  |
| <b>11</b> | Cover, 4" Sq. Metal Switch/Plug Combo | 042594    | 1 |  |
| <b>12</b> | Bolt, 1/4-20 x 1/2" Hex Head          | F05005-15 | 9 |  |
| <b>13</b> | Nut, 1/4-20 Keps                      | F05010-9  | 9 |  |
|           | Wire Nut, Yellow                      | 016863    | 4 |  |
| <b>14</b> | Clamp, 3/4" EMT                       | P04851    | 3 |  |
| <b>15</b> | Fuse, 20 Amp 250 Volt                 | E03743    | 2 |  |

# 12 Cab Option Right Panel

## 12.4 Right Panel



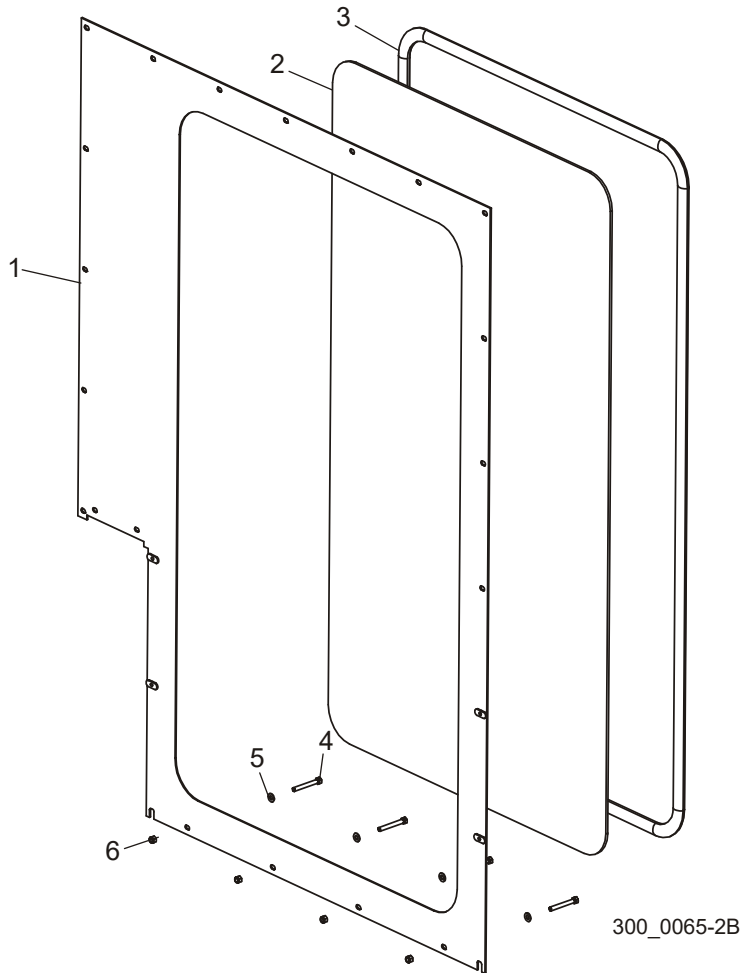
| REF. | DESCRIPTION (◆ Indicates Parts Available In Assemblies Only) | PART #    | QTY |
|------|--|-----------|-----|
|      | <b>PANEL ASSEMBLY, CAB RIGHT</b>                             | 042602    | 1   |
| 1    | Panel Weldment, Right  | 042633    | 1   |
| 2    | Block, Latch Mount   | 042634    | 1   |
| 3    | Bearing, Hinge   | 042578    | 1   |
| 4    | Door Weldment, Cab   | 042632    | 1   |
| 5    | Window, Cab Door   | 042576    | 1   |
| 6    | Seal, Cab Door Window  | 042575    | 1   |
| 7    | Latch, Door  | 042587    | 1   |
| 8    | Washer, 1/4" Split Lock                                      | F05011-14 | 2   |
| 9    | Bolt, 1/4-20 x 1/2" Hex Head                                 | F05005-15 | 8   |
| 10   | Nut, 1/4-20 Keps   | F05010-9  | 6   |

|    |                                    |           |   |  |
|----|------------------------------------|-----------|---|--|
| 11 | Bolt, 3/8-16 x 5" Hex Head Grade 5 | F05007-86 | 2 |  |
| 12 | Bolt, 3/8-16x1 Hex Head            | F05007-7  | 4 |  |
| 13 | Washer, 3/8 Flat SAE               | F05011-3  | 4 |  |
| 14 | Nut, 3/8-16 Hex Nylon Lock         | F05010-10 | 4 |  |
| 15 | Nut, 3/8-16 Swaged lock            | F05010-25 | 2 |  |
| 16 | Flap, Rubber Door                  | 042638    | 1 |  |
| 17 | Plate, Rubber Door Flap            | 042637    | 1 |  |
| 18 | Screw, 1/4-20 x 1/2" Self-Tapping  | F05015-1  | 5 |  |
| 19 | Washer, 3/8" SAE Flat              | F05011-3  | 2 |  |
| 20 | Washer, 3/8" Split Lock            | F05011-4  | 2 |  |
| 21 | Bolt, 3/8-16 x 1" Hex Head         | F05007-7  | 2 |  |

# 12 Cab Option

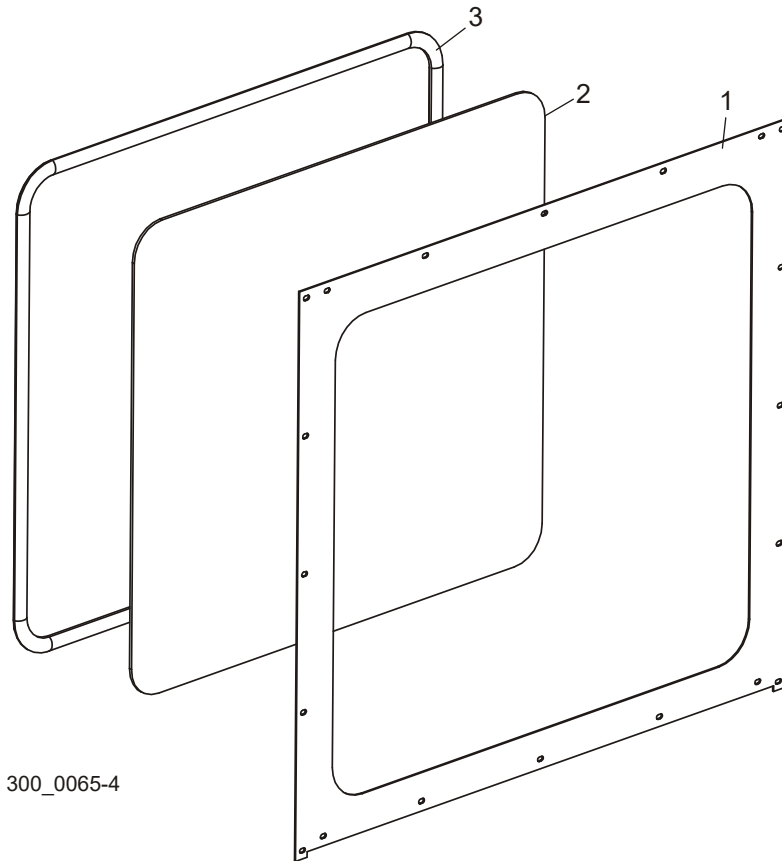
## Front Panel

### 12.5 Front Panel



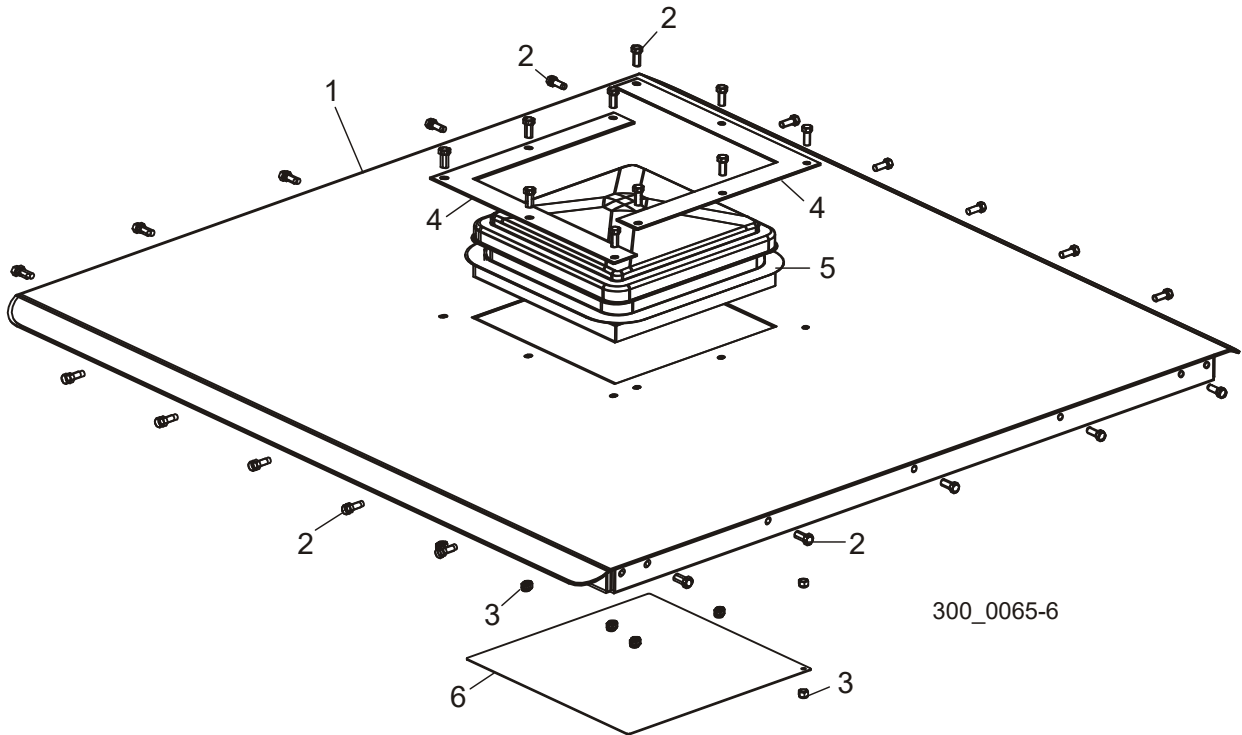
| REF. | DESCRIPTION (◆ Indicates Parts Available In Assemblies Only) | PART #    | QTY |
|------|--|-----------|-----|
|      | <b>PANEL ASSEMBLY, FRONT CAB</b>                             | 042601    | 1   |
| 1    | Panel Weldment, Front  | 042641    | 1   |
| 2    | Window, Cab Front  | 042631    | 1   |
| 3    | Seal, Cab Front Window                                       | 042630    | 1   |
| 4    | Bolt, 3/8-16x1 Hex Head                                      | F05007-7  | 4   |
| 5    | Washer, 3/8" SAE Flat  | F05011-3  | 4   |
| 6    | Nut, 3/8-16 Hex Nylon Lock                                   | F05010-10 | 4   |

## 12.6 Left Panel



| REF.     | DESCRIPTION (◆ Indicates Parts Available In Assemblies Only) | PART # | QTY |
|----------|--|--------|-----|
|          | <b>PANEL ASSEMBLY, LEFT</b>                                  | 042603 | 1   |
| <b>1</b> | Panel, Left  | 042616 | 1   |
| <b>2</b> | Window, Cab Side   | 042574 | 1   |
| <b>3</b> | Seal, Cab Side Window  | 042573 | 1   |

**12.7 Roof**



| REF. | DESCRIPTION (◆ Indicates Parts Available In Assemblies Only) | PART #                 | QTY |
|------|--|------------------------|-----|
|      | <b>ROOF ASSEMBLY, CAB</b>                                    | <a href="#">042635</a> | 1   |
| 1    | Roof Weldment, Cab   | 042623                 | 1   |
| 2    | Bolt, 3/8-16x1 Hex Head                                      | F05007-7               | 30  |
| 3    | Nut, 3/8-16 Hex Nylon Lock                                   | F05010-10              | 30  |
| 4    | Plate, Vent Mount  | 016866                 | 2   |
| 5    | Vent, Plastic Dome   | 016867                 | 1   |
| 6    | Plate, Roof Cover  | 042629                 | 1   |