

INDUSTRIAL PRODUCTS

Parts Manual

WM3500

rev. A3.01



Safety is our #1 concern! Read and understand all safety information and instructions before

operating, setting up or maintaining this machine.

April 2010

Form #992

Table of Contents

Section-Page

SECTION 1	GENERAL INFORMATION	1-1
1.1	How To Use The Parts List	1-1
1.2	Sample Assembly	1-1
SECTION 2	BLADE GUIDES & ARM	2-1
2.1	Blade Guide Assembly, Idle Side.....	2-1
2.2	Blade Guide Assembly, Idle Side (Block, Optional)	2-3
2.3	Blade Guide Assembly, Drive Side.....	2-5
2.4	Blade Guide Assembly, Drive Side (Block, Optional).....	2-7
2.5	Blade Guide Assembly, Drive Side (Roller/Block, Standard)	2-9
	<i>WM4000Rev. A2.00+</i>	
2.6	Blade Guide Assembly, Drive Side (Roller/Block, Standard)	2-11
	<i>WM4000Rev. A1.00</i>	
2.7	Blade Guide Assembly, Drive Side (Block, Optional).....	2-14
2.8	Blade Guide Arm.....	2-16
SECTION 3	BLADE WHEELS & TENSIONER	3-1
3.1	Drive Shaft Assembly.....	3-1
3.2	Idle Shaft/Brake Drum	3-2
3.3	Blade Wheel Kit, Belted (Standard).....	3-3
3.4	Blade Wheel Kit, Crowned (Optional).....	3-5
3.5	Brake Assembly.....	3-7
3.6	Blade Motor Drive Assembly.....	3-9
SECTION 4	SAW HEAD	4-1
4.1	Board Return	4-1
4.2	Board Return Guide.....	4-3
4.3	Covers & Sawdust Chute.....	4-4
4.4	Blow-Off Assembly.....	4-7
4.5	Laser Assembly	4-8
4.6	Decals, WM3500.....	4-10
4.7	Decals, Operator Station.....	4-12
4.8	Head/Air Box Control Assembly	4-13
SECTION 5	UP/DOWN SYSTEM	5-1
5.1	Mast Pads & Rollers	5-1
5.2	Bearing Rails	5-3
5.3	Up/Down Drive	5-4
5.4	Ballscrew Mount (Middle)	5-6
5.5	Ballscrew Mount (Top)	5-8
5.6	Transducer & Head Stop	5-9

Table of Contents

Section-Page

SECTION 6	POWER FEED	6-1
6.1	Upper Track Rollers	6-1
6.2	Lower Track Rollers	6-3
6.3	Power Feed Drive	6-5
6.4	Feed Chain & Stops	6-7
6.5	Lower Wireway	6-8
SECTION 7	BED FRAME ASSEMBLY	7-1
7.1	Bed Rail, Front	7-1
7.2	Bed Rails	7-3
7.3	Wireway Assembly	7-4
7.4	WM3000/3500 Pantograph Wireway Assembly	7-6
7.5	Cable Carrier	7-8
7.6	Stationary Legs	7-9
7.7	Board Return Roller Assembly	7-11
SECTION 8	HYDRAULIC SYSTEM	8-1
8.1	Hydraulic Hoses, Standard Hydraulic System	8-1
8.2	Hydraulic Hoses, Super Hydraulic System	8-2
8.3	Hydraulic Valves	8-4
8.4	Hydraulic Log Turner	8-7
8.5	Hydraulic Log Side Supports (WM3000S/3500S)	8-9
8.6	Hydraulic Log Side Supports (WM3000Super/3500Super)	8-11
8.7	Hydraulic Log Clamp	8-14
8.8	Hydraulic Log Clamp, Standard	8-16
8.9	Hydraulic Log Clamp, Optional	8-18
8.10	Hydraulic Toe Board	8-20
8.11	Power Toe Roller	8-22
8.12	Hydraulic Pump & Tank	8-25
SECTION 9	MISCELLENEOUS	9-1
9.1	Lube System	9-1
9.2	Pressure Lube System (Optional)	9-3
9.3	Tools	9-5
9.4	Manuals	9-6
9.5	Pantograph Assembly	9-7
SECTION 10	OPERATOR STATION	10-1
10.1	Frame, Rails & Ladder	10-1
10.2	Seat & Joystick Controls	10-3
10.3	Air Supply	10-5

Table of Contents

Section-Page

SECTION 11	CAB OPTION	11-1
11.1	Cab.....	11-1
11.2	Frame.....	11-2
	<i>CABI Rev. A1.00</i>	
11.3	Rear Panel.....	11-3
11.4	Right Panel.....	11-5
11.5	Front Panel.....	11-7
11.6	Left Panel.....	11-8
11.7	Roof.....	11-9

SECTION 1 GENERAL INFORMATION

1.1 How To Use The Parts List

- Use the table of contents or index to locate the assembly that contains the part you need.
- Go to the appropriate section and locate the part in the illustration.
- Use the number pointing to the part to locate the correct part number and description in the table.
- Parts shown indented under another part are included with that part.
- Parts marked with a diamond (◆) are only available in the assembly listed above the part.

See the sample table below. Sample Part #A01111 includes part F02222-2 and subassembly A03333. Subassembly A03333 includes part S04444-4 and subassembly K05555. The diamond (◆) indicates that S04444-4 is not available except in subassembly A03333. Subassembly K05555 includes parts M06666 and F07777-77. The diamond (◆) indicates M06666 is not available except in subassembly K05555.

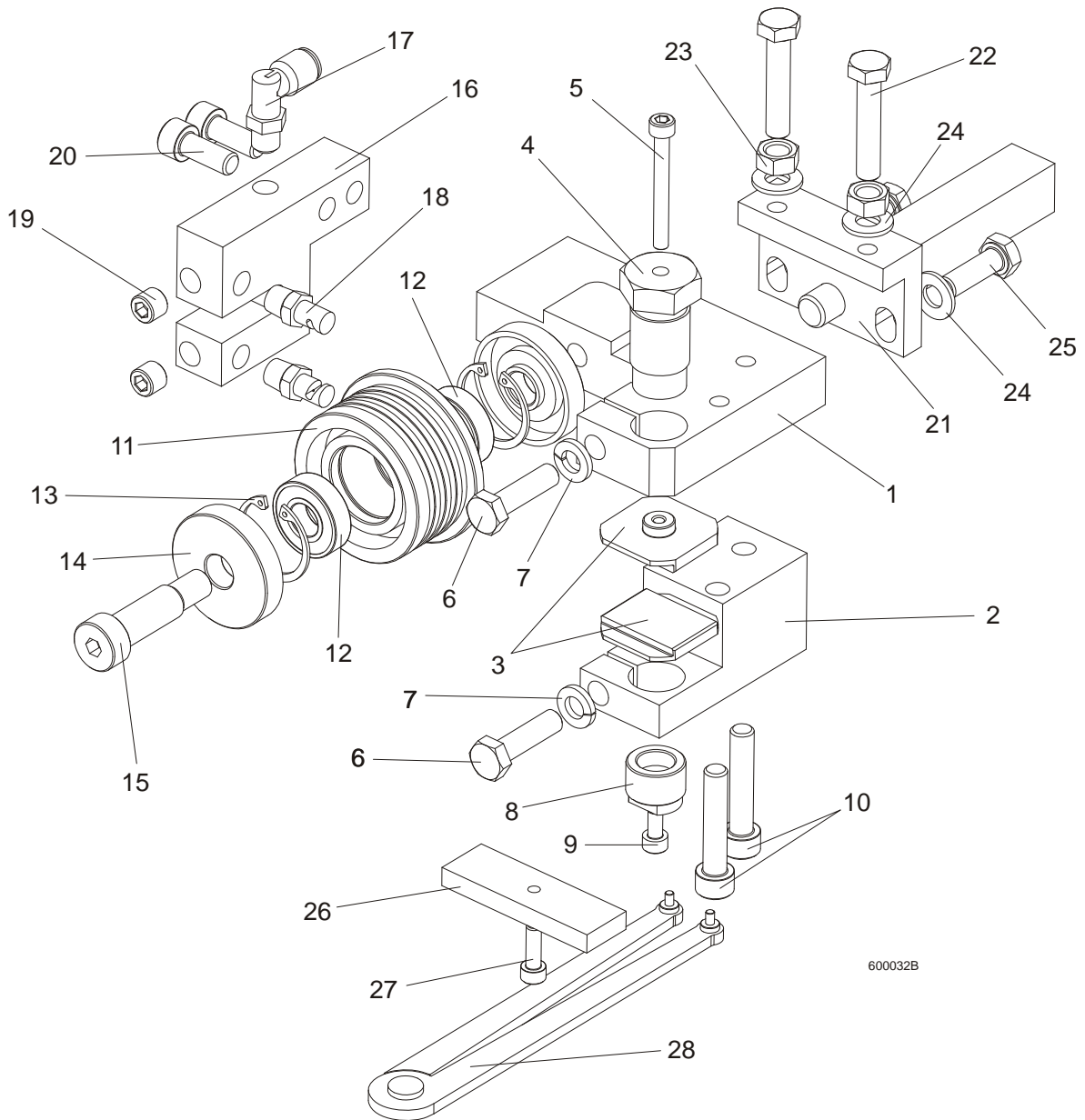
1.2 Sample Assembly				
REF	DESCRIPTION (◆ Indicates Parts Available In Assemblies Only)	PART #	QTY.	
	SAMPLE ASSEMBLY, COMPLETE (INCLUDES ALL INDENTED PARTS BELOW)	A01111	1	
1	Sample Part	F02222-22	1	
	Sample Subassembly (Includes All Indented Parts Below)	A03333	1	
2	Sample Part (◆ Indicates Part Is Only Available With A03333)	S04444-4	1	◆
	Sample Subassembly (Includes All Indented Parts Below)	K05555	1	
3	Sample Part (◆ Indicates Part Is Only Available With K05555)	M06666	2	◆
4	Sample Part	F07777-77	1	

To Order Parts:

- From the continental U.S., call **1-800-448-7881** to order parts. Have your customer number, vehicle identification number, and part numbers ready when you call.
- From other international locations, contact the Wood-Mizer distributor in your area for parts.

SECTION 2 BLADE GUIDES & ARM

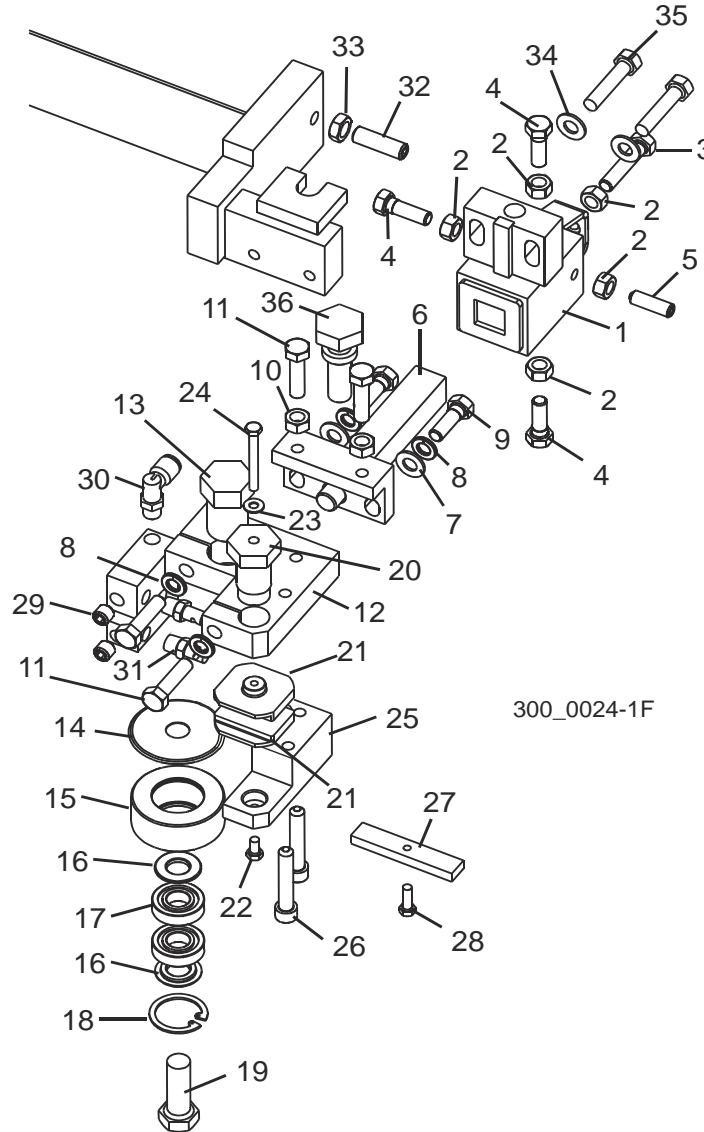
2.1 Blade Guide Assembly, Idle Side



600032B

REF	DESCRIPTION (◆ Indicates Parts Available In Assemblies Only)	PART #	QTY.	
	BLADE GUIDE ASSEMBLY, IDLE SIDE, EXTENDED (for optional use with 1 1/2" blades)	092997	1	
1	Block, Blade Guide Mount Zinc-plated	090947-1	1	
2	Block, Lower Ceramic Pad Mount Zinc-plated	090948-1	1	
3	Block, Blade Guide Zinc	093430-1	2	
4	Bolt, Upper Pad Adjustment Zinc-plated	089515-1	1	
5	Screw, M5x45 DIN912 A2-70 Hex Socket Head Cap Stainless Steel	F81000-24	1	
6	Bolt, M8x30 DIN933 A2-70 Stainless Steel	F81002-27	2	
7	Washer, 8.2 Split Lock Zinc	F81054-4	2	
8	Screw, Lower Pad Adjuster Zinc-plated	090945-1	1	
9	Screw, M5x10 DIN912 A2-70 Hex Socket Head Cap Stainless Steel	F81000-23	1	
10	Screw, M8x40-8.8 Hex Socket Head Cap Zinc	F81002-29	2	
	Roller, Blade Guide W/Bearing, Extended	092939	1	
11	Roller, Blade Guide Extended	087890	1	
12	Bearing, 6001 2RSR NACHI	087893	2	
13	Ring, W28 Inside Retaining	F81090-9	2	
14	Washer, Blade Guide Roller Spacer Zinc-plated	087891-1	1	
	Washer, Blade Guide Roller Spacer Zinc-plated	087892-1	1	
15	Screw, 12/M10x30 12.9 ISO 7379 Socket Head Shoulder	F81003-70	1	
	Screw, 12/M10x35 12.9 ISO 7379 Socket Head Shoulder, (used with the Extended Roller only)	F81003-48	1	
16	Block, Nozzle Mounting Zinc-plated	090487-1	1	
17	Fitting, 90° Elbow 1/8NPT-1/4 Tube Swivel	P09736	1	
18	Nozzle, Blade Lube Spray	033479	2	
19	Plug, M10x1 DIN 906 BN40 "BOSSARD"	F81015-3	2	
20	Screw, M8x20-8.8 Hex Socket Head Cap Zinc	F81002-30	2	
21	Pivot Weldment, Blade Guide Zinc-plated	089509-1	1	
22	Bolt, M8x40 DIN933 A2-70 Stainless Steel	F81002-28	2	
23	Nut, M8 DIN934 A2-70 Stainless Steel	F81032-7	2	
24	Washer, 8.4 Zinc Flat	F81054-1	4	
25	Bolt, M8x25 DIN933 A2-70 Stainless Steel	F81002-26	2	
	Block, Blade Guide Alignment	090951	1	
26	Block, Blade Guide Alignment Zinc-plated	090805-1	1	
27	Screw, M5x16-8.8 Hex Socket Head Cap Zinc	F81000-25	1	
28	Tool, 62860-3 (PERSCHMAN) Lower Pad Adjustment	090949	1	

2.2 Blade Guide Assembly, Idle Side (Block, Optional)



REF	DESCRIPTION (◆ Indicates Parts Available In Assemblies Only)	PART #	QTY.
	GUIDE ASSEMBLY, IDLE SIDE BLOCK/ROLLER	035200	1
	Block Assembly, Idle Side Blade Guide	036099	1
1	Block Weldment, Blade Guide Mount	035219	1 ◆
2	Nut, 5/16-18 Hex	F05010-17	5
3	Bolt, 5/16-18 x 1 1/2" Hex Head Full Thread Stainless Steel	F05006-119	1
4	Bolt, 5/16-18 x 1" Hex Head Stainless Steel	F05006-88	3
5	Screw, 5/16-18 x 1" Socket Head Flat Point Stainless Steel	F05006-122	1
6	Shaft Weldment, Block Guide Pivot	035209	1
7	Washer, 5/16" SAE Flat	F05011-17	2

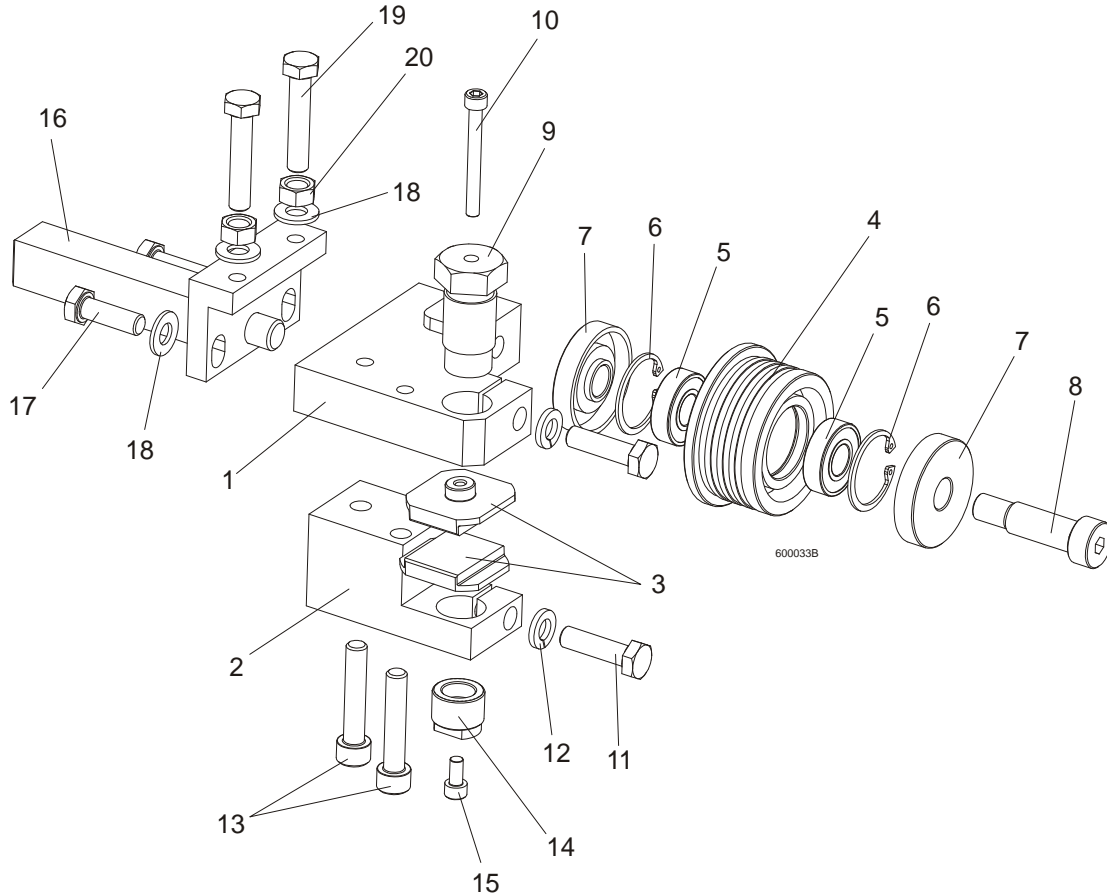
2

Blade Guide Assembly, Idle Side (Block, Optional)

8	Washer, 5/16" Split Lock	F05011-13	4	
9	Bolt, 5/16-18 x 1" Hex Head Stainless Steel	F05006-88	2	
10	Nut, 5/16-18 Hex	F05010-17	2	
11	Bolt, 5/16-18 x 1 1/4" Hex Head Stainless Steel	F05006-118	4	
12	Block Weldment, Upper Blade Guide	035206	1	
13	Bolt, Blade Guide Roller Mount	035215	1	
14	Hood, Blade Guide Back Roller	042848	1	
	Roller Assembly, Blade Guide	023977	1	
15	Housing, Blade Guide Roller	017223	1	◆
16	Spacer, Blade Guide Roller	018948	2	
17	Bearing, R8-2RS Blade Guide	015975	2	
18	Ring, 1 1/8" IR 3000x112 Retaining	F04254-1	1	
19	Bolt, 1/2-13 x 1 1/2" Hex Head	F05008-4	1	
20	Bolt, Blade Guide Block Mount	035216	1	
21	Block, Blade Guide Wear (Standard for 1 1/2" Blades)	052309 ¹	2	
	Block, Blade Guide Wear (Optional for 1 1/4" Blades)	052355 ¹	2	
	Block, Blade Guide Zinc	093430-1	2	
22	Screw, #10-32 x 3/8" Hex Head Stainless Steel	F05004-171	1	
23	Washer, #10 Brass	042867	1	
24	Bolt, #10-32 x 1 3/4" Hex Head Stainless Steel	F05004-178	1	
25	Block, Lower Blade Guide	035213	1	
26	Screw, 5/16-18 x 1 3/4" Socket Head	F05006-65	2	
27	Block, Blade Guide Alignment	035799	1	
28	Screw, #10-32 x 5/8" Hex Head	F05004-152	1	
29	Fitting, 1/8" NPT Socket Pipe Plug	P30127	2	
30	Fitting, 1/8" MPT x 1/4" Tube Swivel Elbow	P09736	1	
31	Fitting, Blade Lube Spray Nozzle	033479	2	
32	BOLT, 3/8-16 X 1 1/2" HEX HEAD FULL THREAD	F05007-17	1	
33	NUT, 3/8-16 HEX JAM	F05010-29	1	
34	WASHER, 5/16" SAE FLAT	F05011-17	2	
35	BOLT, 5/16-18 X 1 1/2" HEX HEAD	F05008-96	2	
36	BOLT, BLADE GUIDE VERTICAL ADJUSTMENT	035656	1	

¹ 052309 blocks for use with 1 1/2" blades provided as standard equipment. 052355 blocks available for optional use with 1 1/4" blades.

2.3 Blade Guide Assembly, Drive Side

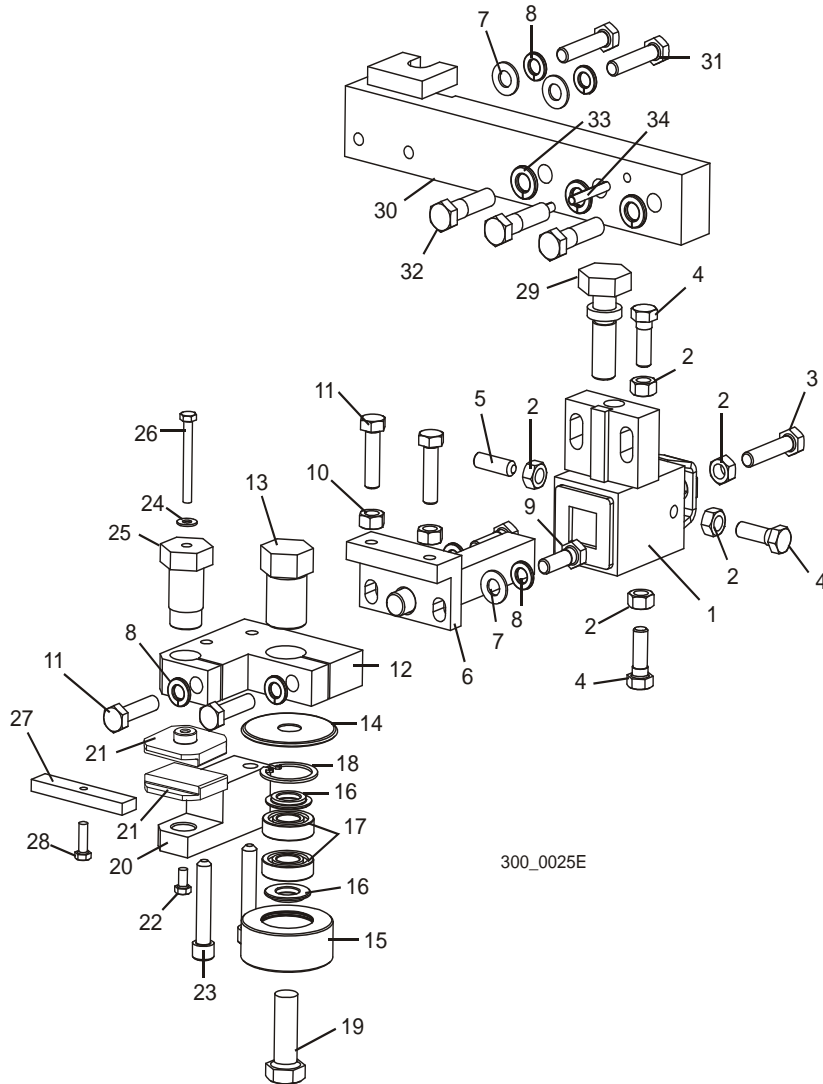


REF	DESCRIPTION (◆ Indicates Parts Available In Assemblies Only)	PART #	QTY.
	BLADE GUIDE ASSEMBLY, DRIVE SIDE, EXTENDED (for optional use with 1 1/2" blades)	092998	1
1	Block, Blade Guide Mount Zinc-plated	090944-1	1
2	Block, Lower Ceramic Pad Mount Zinc-plated	090946-1	1
3	Block, Blade Guide Zinc	093430-1	2
	Roller, Blade Guide W/Bearing, Extended	092939	1
4	Roller, Blade Guide Extended	087890	1
5	Bearing, 6001 2RSR NACHI	087893	2
6	Ring, W28 Inside Retaining	F81090-9	2
7	Washer, Blade Guide Roller Spacer Zinc-plated	087891-1	1
	Washer, Blade Guide Roller Spacer Zinc-plated	087892-1	1
8	Screw, 12/M10x30 12.9 ISO 7379 Socket Head Shoulder	F81003-70	1
	Screw, 12/M10x35 12.9 ISO 7379 Socket Head Shoulder (used with the Extended Roller only)	F81003-48	1
9	Bolt, Upper Pad Adjustment	089515	1

2*Blade Guide Assembly, Drive Side*

10	Screw, M5x45 DIN912 A2-70 Hex Socket Head Cap Stainless Steel	F81000-24	1	
11	Bolt, M8x30 DIN933 A2-70 Stainless Steel	F81002-27	2	
12	Washer, 8.2 Split Lock Zinc	F81054-4	2	
13	Screw, M8x40-8.8 Hex Socket Head Cap Zinc	F81002-29	2	
14	Screw, Lower Pad Adjustment Zinc-plated	090945-1	1	
15	Screw, M5x10 DIN912 A2-70 Hex Socket Head Cap Stainless Steel	F81000-23	1	
16	Pivot Weldment, Blade Guide Zinc-plated	089509-1	1	
17	Bolt, M8x25 DIN933 A2-70 Stainless Steel	F81002-26	2	
18	Washer, 8.4 Zinc Flat	F81054-1	4	
19	Bolt, M8x40 DIN933 A2-70 Stainless Steel	F81002-28	2	
20	Nut, M8 DIN934 A2-70 Stainless Steel	F81032-7	2	

2.4 Blade Guide Assembly, Drive Side (Block, Optional)



REF	DESCRIPTION (◆ Indicates Parts Available In Assemblies Only)	PART #	QTY.
	GUIDE ASSEMBLY, DRIVE SIDE BLOCK/ROLLER	035201	1
	Block Assembly, Blade Guide Mount	036100	1
1	Block Weldment, Blade Guide Mount	035219	1 ◆
2	Nut, 5/16-18 Hex	F05010-17	5
3	Bolt, 5/16-18 x 1 1/2" Hex Head Full Thread Stainless Steel	F05006-119	1
4	Bolt, 5/16-18 x 1" Hex Head Stainless Steel	F05006-88	3
5	Screw, 5/16-18 x 1" Socket Head Flat Point Stainless Steel Set	F05006-122	1
6	Shaft Weldment, Block Guide Pivot	035209	1
7	Washer, 5/16" SAE Flat	F05011-17	2
8	Washer, 5/16" Split Lock	F05011-13	4

2

Blade Guide Assembly, Drive Side (Block, Optional)

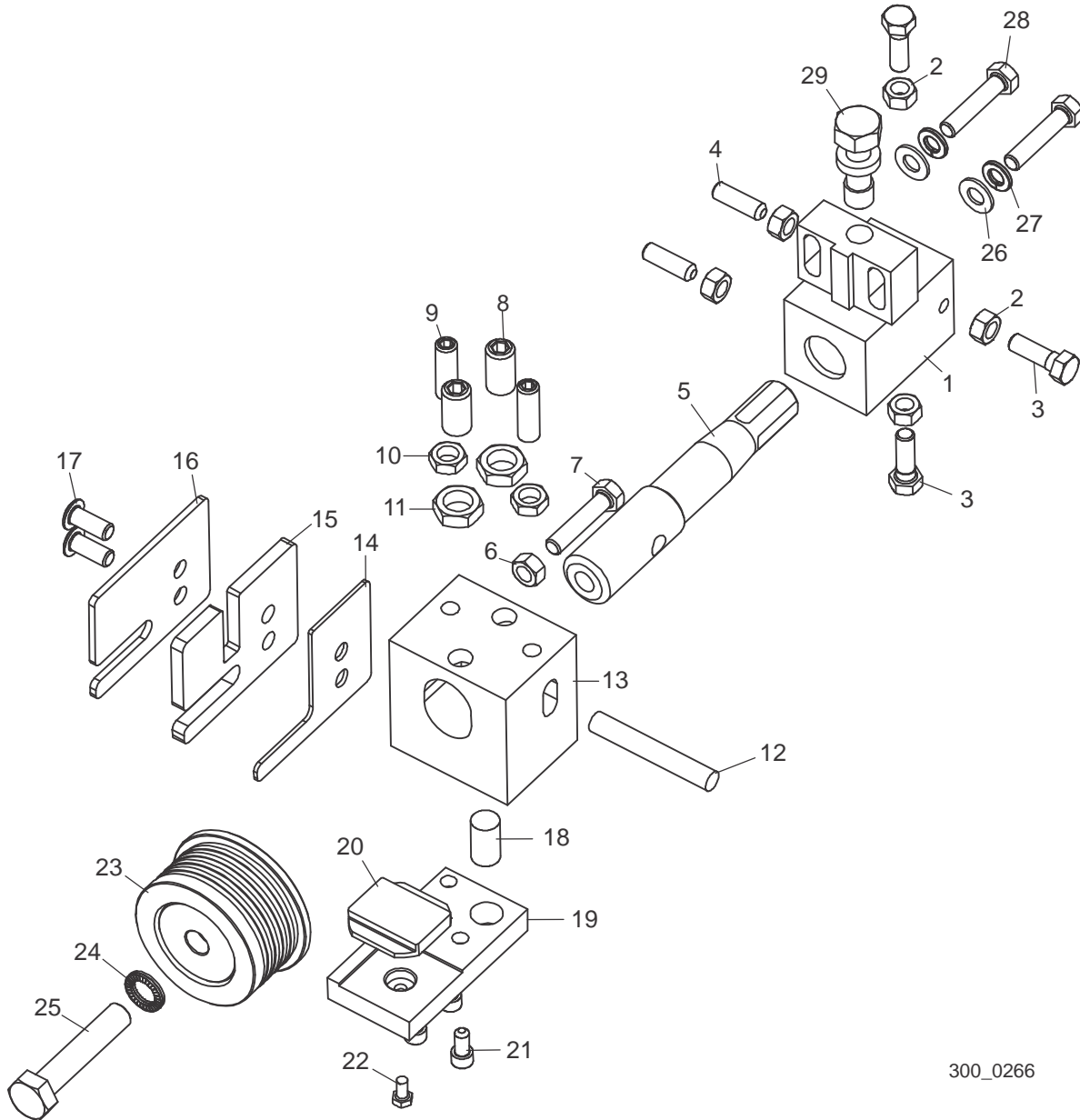
9	Bolt, 5/16-18 x 1" Hex Head Stainless Steel	F05006-88	2	
10	Nut, 5/16-18 Hex	F05010-17	2	
11	Bolt, 5/16-18 x 1 1/4" Hex Head Stainless Steel	F05006-118	4	
12	Block Weldment, Upper Blade Guide	035207	1	
13	Bolt, Blade Guide Roller Mount	035215	1	
14	Hood, Blade Guide Back Roller	042848	1	
	Roller Assembly, Blade Guide	023977	1	
15	Housing, Blade Guide Roller	017223	1	◆
16	Spacer, Blade Guide Roller	018948	2	
17	Bearing, R8-2RS Blade Guide	015975	2	
18	Ring, 1 1/8" IR 3000x112 Retaining	F04254-1	1	
19	Bolt, 1/2-13 x 1 1/2" Hex Head	F05008-4	1	
20	Block, Lower Blade Guide	035214	1	
21	Block, Blade Guide Wear (Standard for 1 1/2" Blades)	052309 ¹	2	
	Block, Blade Guide Wear (Optional for 1 1/4" Blades)	052355 ¹	2	
	Block, Blade Guide Zinc	093430-1	2	
22	Screw, #10-32 x 3/8" Hex Head Stainless Steel	F05004-171	1	
23	Screw, 5/16-18 x 1 3/4" Socket Head	F05006-65	2	
24	Washer, #10 Brass	042867	1	
25	Bolt, Blade Guide Block Mount	035216	1	
26	Bolt, #10-32 x 1 3/4" Hex Head Stainless Steel	F05004-178	1	
27	Block, Blade Guide Alignment	035799	1	
28	Screw, #10-32 x 5/8" Hex Head	F05004-152	1	
29	BOLT, BLADE GUIDE VERTICAL ADJUSTMENT	035656	1	
30	ARM WELDMENT, DRIVE SIDE BLADE GUIDE MOUNT	035658	1	
31	WASHER, 5/16" SAE FLAT	F05011-17	2	
32	WASHER, 5/16" SPLIT LOCK	F05011-13	2	
33	BOLT, 5/16-18 X 1 1/2" HEX HEAD FULL THREAD STAINLESS STEEL	F05006-119	2	
34	BOLT, 3/8-16 X 1 1/2" HEX HEAD GRADE 5	F05007-78	3	
35	WASHER, 3/8" SPLIT LOCK	F05011-4	3	
36	PIN, 3/16" X 1 1/4" ROLL	F05012-16	2	

¹ 052309 blocks for use with 1 1/2" blades provided as standard equipment. 052355 blocks available for optional use with 1 1/4" blades.

2.5 Blade Guide Assembly, Drive Side (Roller/Block, Standard)

WM4000

Rev. A2.00+



300_0266

REF	DESCRIPTION (◆ Indicates Parts Available In Assemblies Only)	PART #	QTY.
	ROLLER/BLOCK ASSEMBLY, INDUSTRIAL MILL DRIVE SIDE (INNER)	071354	1
	Block Assembly, Industrial Mill Blade Guide Mount	074094	1
1	Block Weldment, Blade Guide Mount	036868	1
2	Nut, 5/16-18 Hex	F05010-17	5
3	Bolt, 5/16-18 x 1" Hex Head Stainless Steel	F05006-88	3
4	Screw, 5/16-18 x 1" Socket Head Flat Point Stainless Steel Set	F05006-122	1
5	Shaft, Blade Guide Roller Mount	062777	1

2

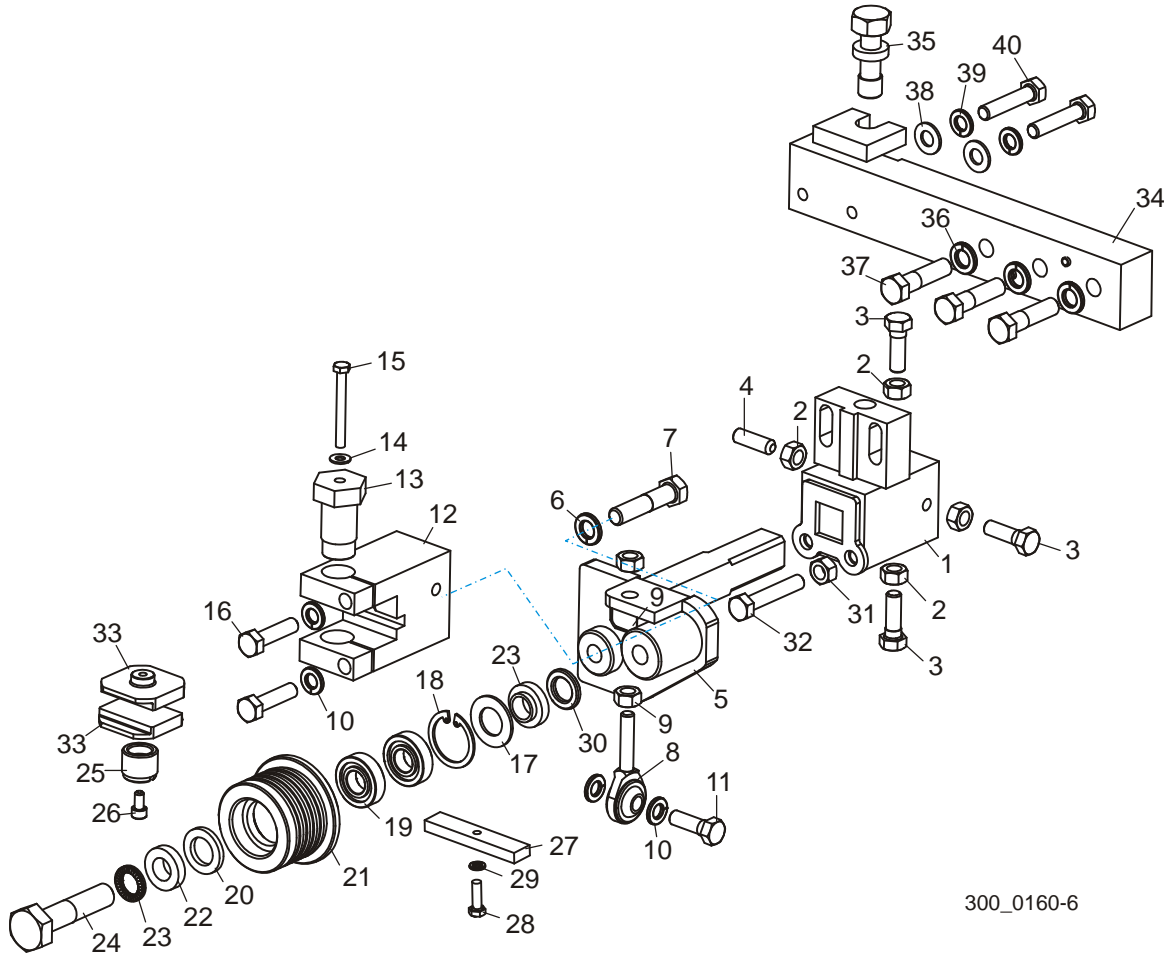
Blade Guides & Arm*Blade Guide Assembly, Drive Side (Roller/Block, Standard)*

6	Nut, 5/16-18 Hex	F05010-17	2	
7	Bolt, 5/16-18 x 1 1/2" Hex Head Full Thread Grade 5	F05006-76	3	
8	Screw, 1/2-13 x 1" SS Set	F05008-186	3	
9	Screw, 3/8-16 x 1 1/4" SS Set	F05007-239	2	
10	Nut, 3/8-16 Jam	F05010-29	2	
11	Nut, 1/2-13 Jam	F05010-31	2	
12	Pin, 3/8" x 2 1-2" Harden Dowel	F05012-143	1	
13	Block, Wear Pad Adjustment	062778	1	
14	Plate, Inside Blade Shield	071356	1	
15	Plate, Middle Blade Shield	062787	1	
16	Plate, Outside Blade Shield	062788	1	
17	Screw, 5/16-18 x 3/4" BHSC SS	F05006-84	2	
18	Screw, 1/2-13 x 1" SS Set	F05008-186	3	
19	Bloc, Drive Side Pad Holder	062791	1	
20	Wear Pad, 1.5 Blade Guide	052309	1	
21	Screw, 1/4-20 x 1/2" SHC	F05005-39	3	
22	Bolt, #10-32 x 3/8" HH SS	F05004-171	1	
23	Roller, TVS Blade Guide	500561	1	
24	Washer, 1/2" Nord-Lock	F05011-125	1	
25	Bolt, M12-1.75 x 60 HH CL10.9	F05023-8	1	
26	Washer, 5/16" SAE Flat	F05011-17	2	
27	Washer, 5/16" Split Lock	F05011-13	2	
28	Bolt, 5/16-18 x 1 1/2" Hex Head Full Thread Grade 5	F05006-76	2	
29	Bolt, Blade Guide Vertical Adjustment	035656	1	

2.6 Blade Guide Assembly, Drive Side (Roller/Block, Standard)

WM4000

Rev. A1.00



300_0160-6

REF	DESCRIPTION (◆ Indicates Parts Available In Assemblies Only)	PART #	QTY.	
	ROLLER/BLOCK ASSEMBLY, DRIVE SIDE (INNER)	065934	1	◆
	Block Assembly, Blade Guide Mount	036867	1	
1	Block Weldment, Blade Guide Mount	036868	1	◆
2	Nut, 5/16-18 Hex	F05010-17	4	
3	Bolt, 5/16-18 x 1" Hex Head Stainless Steel	F05006-88	3	
4	Screw, 5/16-18 x 1" Socket Head Flat Point Stainless Steel Set	F05006-122	1	
5	Shaft Weldment, Drive Side Guide	036865	1	
6	Washer, 3/8" Split Lock	F05011-4	1	
7	Bolt, 3/8-16 x 1 3/4" Hex Head Grade 5	F05007-119	1	
8	Rod End, 5/16-24 Male	P09814	1	
9	Nut, 5/16-24 Hex Jam	F05010-28	2	
10	Washer, 5/16" Split Lock	F05011-13	4	
11	Bolt, 5/16-18 x 1" Hex Head Stainless Steel	F05006-88	1	
12	Block, Guide Block Mount	036814	1	

2

Blade Guides & Arm

Blade Guide Assembly, Drive Side (Roller/Block, Standard)

13	Bolt, Blade Guide Block Mount	035216	1	
14	Washer, #10 Brass	042867	1	
15	Bolt, #10-32 x 1 3/4" Hex Head Stainless Steel	F05004-178	1	
16	Bolt, 5/16-18 x 1 1/4" Hex Head Stainless Steel	F05006-118	2	
	Roller Assembly, Blade Guide (optional for use with 1 1/4" & 1 1/2" blades)	A04925 ¹	1	
	Roller Assembly, Extended Blade Guide (standard for use with 1 1/2" blades)	014299 ¹	1	
	Roller Assembly, Extended Blade Guide (optional for use with 1 3/4" blades)	057441 ¹	1	
	Bearing Kit, Blade Guide Rebuild	K07079 ¹	1	
17	Washer, 5/8" White Felt	P04252	1	
18	Ring, 1 1/8" Interior Retaining	F04254-1	1	
19	Bearing, R8-2RS Blade Guide	015975	2	◆
20	Washer, 5/8" Gray Felt	P06455	1	
	Screw, 1/4-28 x 1/4" Socket Head Cup Point Set Black Oxide	F05005-105	1	
	Instruction Sheet, Blade Guide Rebuild	057407-1507	1	
21	Roller, Flanged Blade Guide (1 1/4" & 1 1/2" blade)	S04250	1	◆
	Roller, Flanged Blade Guide (1 1/2" blade)	014243	1	◆
	Roller, Flanged Blade Guide (1 3/4" blade)	037598	1	◆
	Instruction Sheet, Blade Guide Roller Replacement	A04925-364	1	
22	Spacer, Blade Guide	S04253	2	
23	Washer, 1/2" Nord-Lock	F05011-125	1	
24	Bolt, 1/2-13 x 2 1/4" Hex Head Grade 5	F05008-10	1	
25	Screw, Lower Block Adjustment	044057	1	
26	Screw, #10-32 x 3/8" Socket Head Stainless Steel	F05004-200	1	
27	Block, Blade Guide Alignment	035799	1	
28	Screw, #10-32 x 5/8" Hex Head	F05004-152	1	
29	Washer, #10 Split Lock	F05011-20	1	
30	Spacer, 1/2" ID x 7/8" OD x 1/8" Thick (for 1 1/2" blades only)	052364	1	
31	Nut, 5/16-18 Hex	F05010-17	1	
32	Bolt, 5/16-18 x 1 3/4" Hex Head Full Thread Grade 5	F05006-81	1	
33	BLOCK, BLADE GUIDE WEAR (STANDARD FOR 1 1/2" OR 1 3/4" BLADES)	052309 ²	2	
	BLOCK, BLADE GUIDE WEAR (OPTIONAL FOR 1 1/4" BLADES)	052355 ²	2	
	BLOCK ASSEMBLY, 1" SQ. EZ-GLIDE WEAR	036347 ²	2	
34	ARM WELDMENT, DRIVE SIDE BLADE GUIDE	035658	1	
35	BOLT, BLADE GUIDE VERTICAL ADJUSTMENT	035656	1	
36	WASHER, 3/8" SPLIT LOCK	F05011-4	3	
37	BOLT, 3/8-16 X 1 1/2" HEX HEAD GRADE 5	F05007-78	3	
	SHIM, .008" CERAMIC INSERT SPACER	035248	1	
38	WASHER, 5/16" SAE FLAT	F05011-17	2	
39	WASHER, 5/16" SPLIT LOCK	F05011-13	2	
40	BOLT, 5/16-18 X 1 1/2" HEX HEAD FULL THREAD GRADE 5	F05006-76	2	

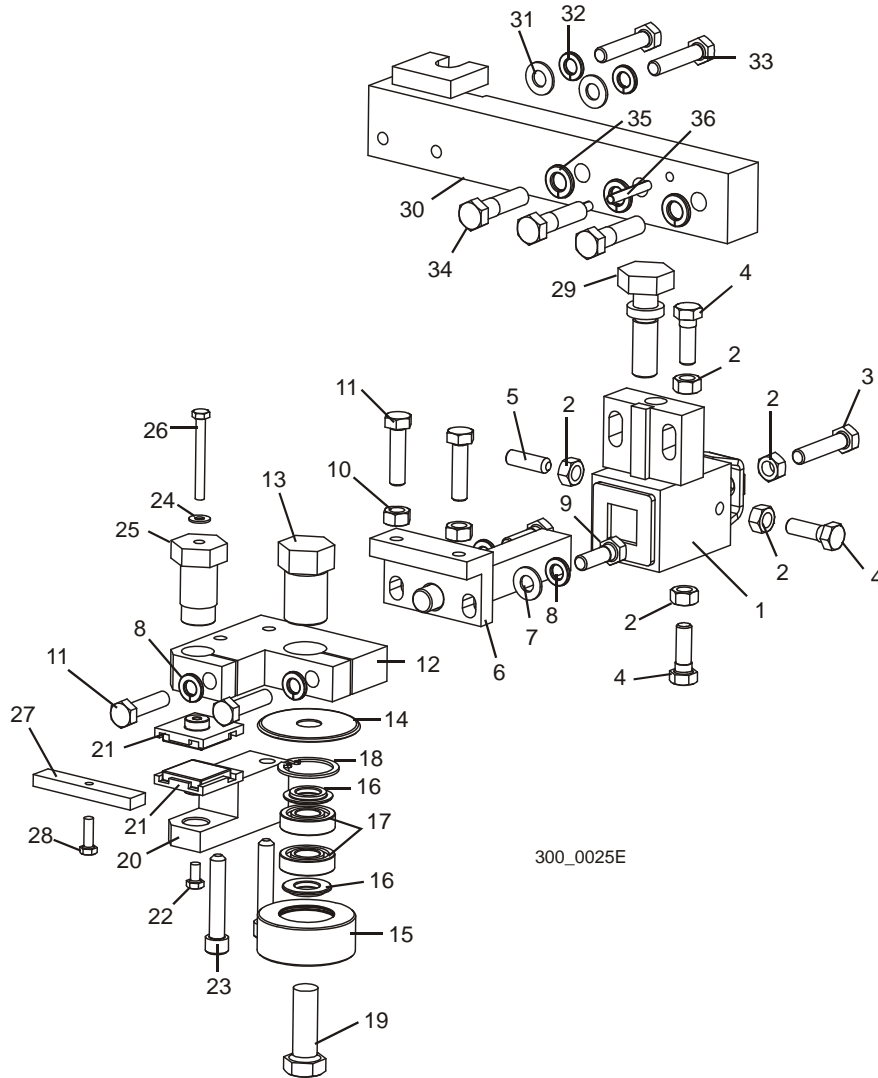
- ¹ The sawmill is equipped standard with blade guide rollers that can be used with the standard 1 1/2" blade. Optional blade guide rollers are available for use with 1 1/4" blades or 1 3/4". The optional rollers may provide more stability during difficult sawing, but will reduce the total amount of times the blade can be reused after sharpening. Order one additional Blade Guide Bearing 015975 in addition to K07079 Rebuild Kit to service 1 3/4" roller.
- ² 052309 blocks for use with 1 1/2" blade provided as standard equipment or optional 1 3/4" blade. 052355 blocks available for optional use with 1 1/4" blades. EZ-Glide blocks 036347 are available for customers who prefer this block (requires spacer 052364 for use with 1 1/4" blades).

2

Blade Guides & Arm

Blade Guide Assembly, Drive Side (Block, Optional)

2.7 Blade Guide Assembly, Drive Side (Block, Optional)



REF	DESCRIPTION (◆ Indicates Parts Available In Assemblies Only)	PART #	QTY.
	GUIDE ASSEMBLY, DRIVE SIDE BLOCK/ROLLER	035201	1
	Block Assembly, Blade Guide Mount	036100	1
1	Block Weldment, Blade Guide Mount	035219	1 ◆
2	Nut, 5/16-18 Hex	F05010-17	5
3	Bolt, 5/16-18 x 1 1/2" Hex Head Full Thread Stainless Steel	F05006-119	1
4	Bolt, 5/16-18 x 1" Hex Head Stainless Steel	F05006-88	3
5	Screw, 5/16-18 x 1" Socket Head Flat Point Stainless Steel Set	F05006-122	1
6	Shaft Weldment, Block Guide Pivot	035209	1
7	Washer, 5/16" SAE Flat	F05011-17	2
8	Washer, 5/16" Split Lock	F05011-13	4

Blade Guides & Arm

Blade Guide Assembly, Drive Side (Block, Optional)

2

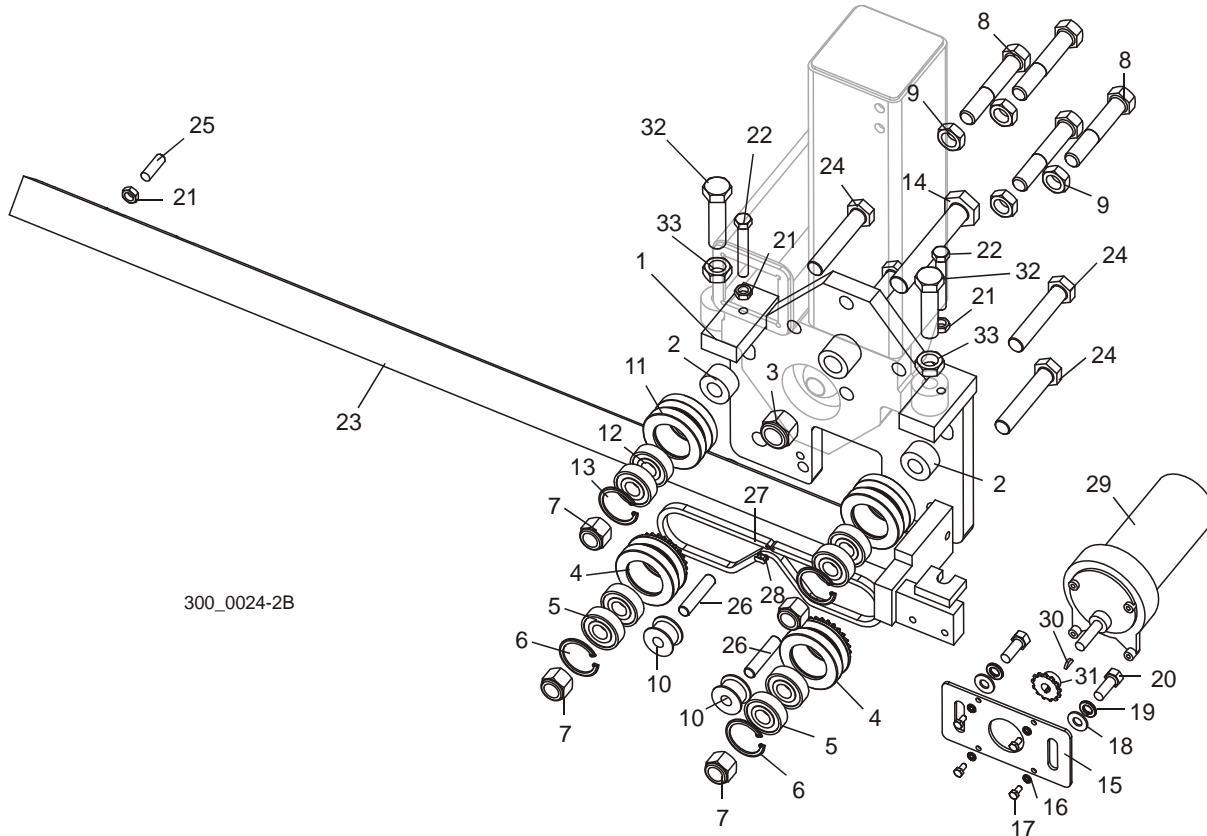
9	Bolt, 5/16-18 x 1" Hex Head Stainless Steel	F05006-88	2	
10	Nut, 5/16-18 Hex	F05010-17	2	
11	Bolt, 5/16-18 x 1 1/4" Hex Head Stainless Steel	F05006-118	4	
12	Block Weldment, Upper Blade Guide	035207	1	
13	Bolt, Blade Guide Roller Mount	035215	1	
14	Hood, Blade Guide Back Roller	042848	1	
	Roller Assembly, Blade Guide	023977	1	
15	Housing, Blade Guide Roller	017223	1	◆
16	Spacer, Blade Guide Roller	018948	2	
17	Bearing, R8-2RS Blade Guide	015975	2	
18	Ring, 1 1/8" IR 3000x112 Retaining	F04254-1	1	
19	Bolt, 1/2-13 x 1 1/2" Hex Head	F05008-4	1	
20	Block, Lower Blade Guide	035214	1	
21	Block, Blade Guide Wear (Standard for 1 1/2" or 1 3/4" Blades)	052309 ¹	2	
	Block, Blade Guide Wear (Optional for 1 1/4" Blades)	052355 ¹	2	
	Disk Assembly, 1" Sq. EZ-Glide Wear	036347 ¹	2	
22	Screw, #10-32 x 3/8" Hex Head Stainless Steel	F05004-171	1	
23	Screw, 5/16-18 x 1 3/4" Socket Head	F05006-65	2	
24	Washer, #10 Brass	042867	1	
25	Bolt, Blade Guide Block Mount	035216	1	
26	Bolt, #10-32 x 1 3/4" Hex Head Stainless Steel	F05004-178	1	
27	Block, Blade Guide Alignment	035799	1	
28	Screw, #10-32 x 5/8" Hex Head	F05004-152	1	
29	BOLT, BLADE GUIDE VERTICAL ADJUSTMENT	035656	1	
30	ARM WELDMENT, DRIVE SIDE BLADE GUIDE MOUNT	035658	1	
31	WASHER, 5/16" SAE FLAT	F05011-17	2	
32	WASHER, 5/16" SPLIT LOCK	F05011-13	2	
33	BOLT, 5/16-18 X 1 1/2" HEX HEAD FULL THREAD STAINLESS STEEL	F05006-119	2	
34	BOLT, 3/8-16 X 1 1/2" HEX HEAD GRADE 5	F05007-78	3	
35	WASHER, 3/8" SPLIT LOCK	F05011-4	3	
36	PIN, 3/16" X 1 1/4" ROLL	F05012-16	2	

¹ 052309 blocks for use with 1 1/2" blades provided as standard equipment or optional 1 3/4" blade. 052355 blocks available for optional use with 1 1/4" blades. EZ-Glide blocks 036347 are available for customers who prefer this block.

2 Blade Guide Rollers & Arm

Blade Guide Arm

2.8 Blade Guide Arm

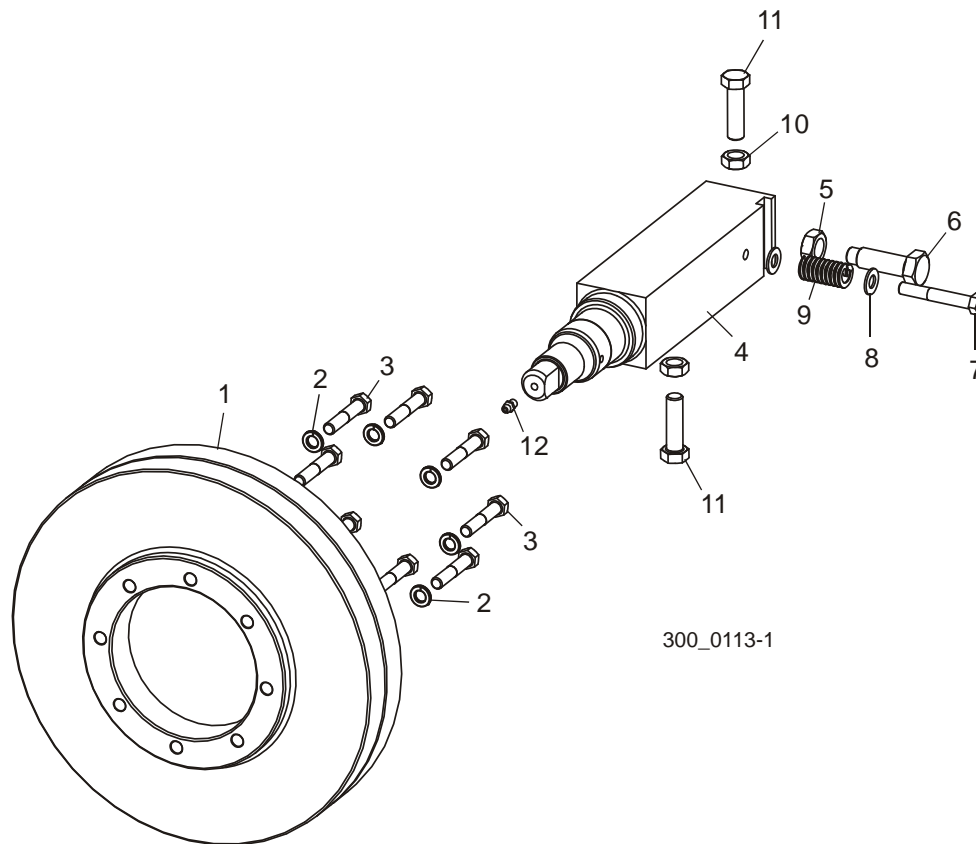


REF	DESCRIPTION (◆ Indicates Parts Available In Assemblies Only)	PART #	QTY.	
	PLATE ASSEMBLY, BLADE GUIDE ARM	042540	1	
	Blade Guide Parts (See Section 2.2)			
1	Plate Weldment, Blade Guide Arm	042539	1	
2	Spacer, .625" x .717" x 1 1/4"	042531	4	
3	Nut, 3/4-16 Hex Nylon Lock	F05010-157	1	
	Roller Assembly, Blade Guide Arm Drive	042542	2	
4	Roller, Blade Guide Arm W/Sprocket	042541	1	◆
5	Bearing, 5/8" x 1.5748" x .4724"	P06030-1	2	
6	Ring, 1.575" ID Beveled 5002-156 Retaining	F04254-8	1	
7	Nut, 5/8-18 Hex Nylon Lock	F05010-71	4	
8	Bolt, 5/8-16 x 3 1/2" Hex Head Full Thread	F05009-16	4	
9	Nut, 5/8-18 Hex Jam	F05010-11	4	
10	Roller, Chain Idler	S09999	2	
	Roller Assembly, Blade Guide Arm Idle	042543	2	
11	Roller, 2 1/2" V-Groove	042536	1	◆
12	Bearing, 5/8" x 1.5748" x .4724"	P06030-1	2	

13	Ring, 1.575" ID Beveled 5002-156 Retaining	F04254-8	1	
14	Bolt, 3/4-16 x 4 1/2" Hex Head Grade 8	F05009-97	1	
15	Plate, Blade Guide Arm Motor Mount	042519	1	
16	Washer, #10 Split Lock	F05011-20	4	
17	Screw, #10-32 x 1/2" Hex Head Machine	F05004-60	4	
18	Washer, 3/8" SAE Flat	F05011-3	2	
19	Washer, 3/8" Split Lock	F05011-4	2	
20	Bolt, 3/8-16 x 1" Hex Head	F05007-7	2	
21	Nut, 3/8-16 Hex Jam	F05010-29	3	
22	Bolt, 3/8-16 x 2 1/2" Hex Head Full Thread Grade 2	F05007-157	2	
23	Arm Weldment, Blade Guide	023962	1	
24	Bolt, 5/8-18 x 3 1/4" Hex Head Grade 5	F05009-98	4	
25	Screw, 3/8-16 x 1 1/4" Socket Head Oval Point Set	F05007-18	1	
26	Pin, 7/16" x 2" Dowel	F05012-110	2	
27	Chain, #25 x 92 Pitch	042443	1	
28	Link, #25 Master	P09983	1	
29	Motor Assembly, 24V 60RPM Gear	035659	1	
	Motor, 24V 1/15HP Gear	033119	1	
	Shaft, Blade Guide Arm Gear Motor	036514	1	
	Gear Kit, Blade Guide Arm Gear Motor	036515	1	
30	Key, #304 Woodruff	036203	1	
31	Sprocket, 25B13x 3/8" w/Set Screw	033120	1	
32	Bolt, 5/8-18 x 2 1/2" Hex Head Full Thread Grade 5	F05009-99	2	
33	Nut, 5/8-18 Hex Jam	F05010-11	2	

SECTION 3 BLADE WHEELS & TENSIONER

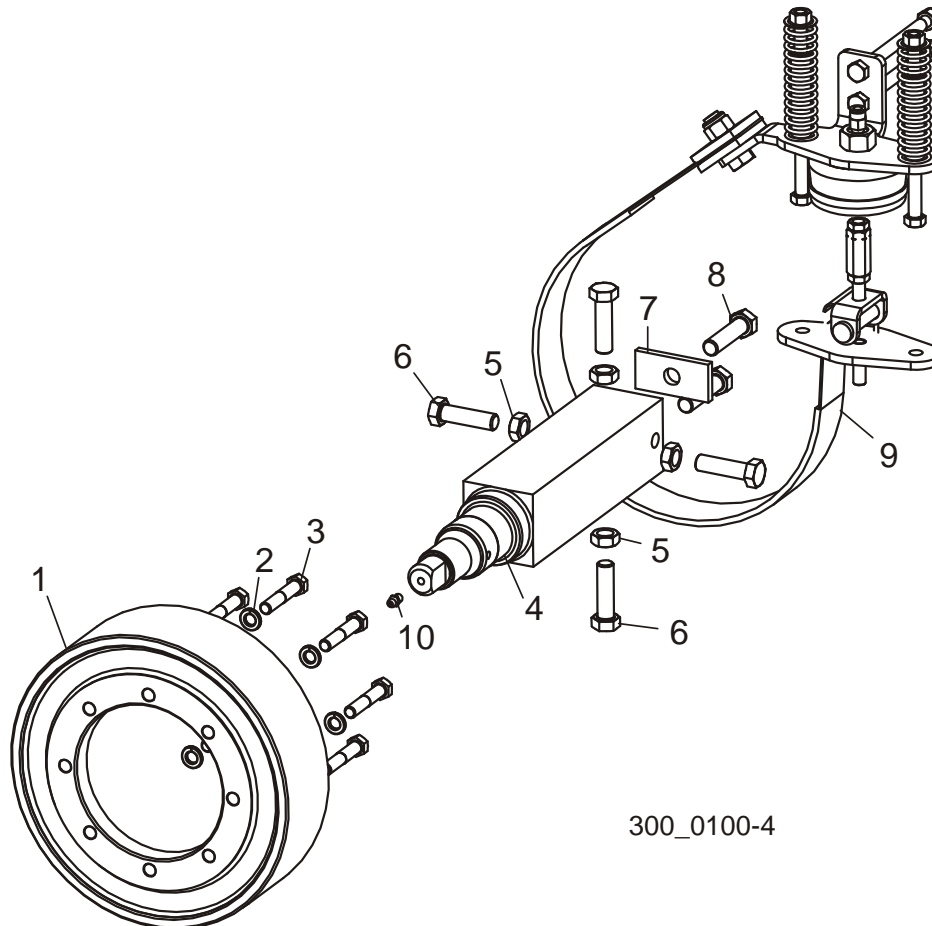
3.1 Drive Shaft Assembly



300_0113-1

REF	DESCRIPTION (◆ Indicates Parts Available In Assemblies Only)	PART #	QTY.
1	SHEAVE, EAGLE PD DRIVE	046897	1
2	WASHER, 3/8" SPLIT LOCK	F05011-4	8
3	BOLT, 3/8-16 X 2" HEX HEAD GRADE 5	F05007-124	8
4	SHAFT, BLADE WHEEL	017824	1
5	BOLT, DRIVE WHEEL SHAFT RETAINING	034360	1
6	NUT, 5/8-18 HEX JAM	F05010-11	1
7	BOLT, 3/8-16 X 2 1/2" HEX HEAD	F05007-47	1
8	WASHER, 3/8" SAE FLAT	F05011-3	2
9	SPRING, 3/4" OD X 1 1/2" DIE	034430	1
10	BOLT, 1/2-20 X 1 3/4" HEX HEAD FULL THREAD	F05008-127	2
11	NUT, 1/2-20 HEX JAM	F05010-16	2
12	FITTING, 1/4-28 GREASE	P05060	1

3.2 Idle Shaft/Brake Drum



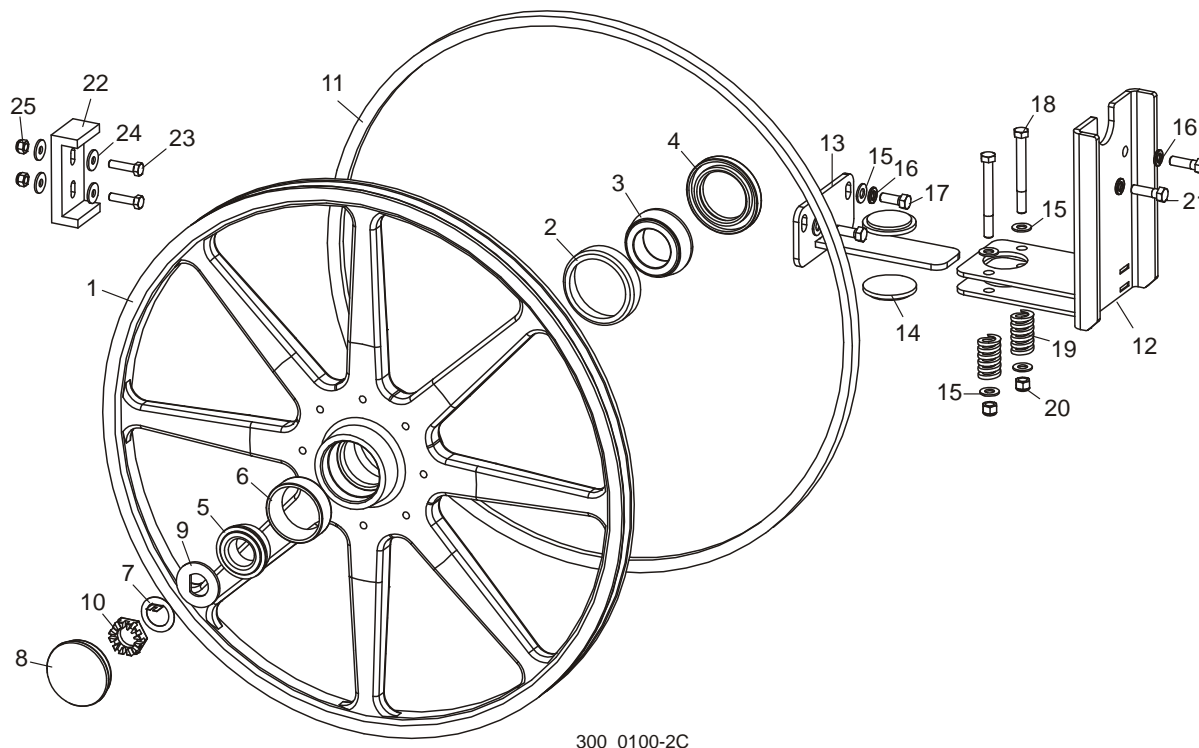
300_0100-4

REF	DESCRIPTION (◆ Indicates Parts Available In Assemblies Only)	PART #	QTY.
1	DRUM, BRAKE	045004	1
2	WASHER, 3/8" SPLIT LOCK	F05011-4	8
3	BOLT, 3/8-16 X 2" HEX HEAD GRADE 5	F05007-124	8
4	SHAFT, BLADE WHEEL	033244	1
5	NUT, 1/2-20 HEX JAM	F05010-16	4
6	BOLT, 1/2-20 X 1 3/4" HEX HEAD FULL THREAD	F05008-127	4
7	PLATE, WASHER	042548	1
8	BOLT, 1/2-20 X 2" HEX HEAD FULL THREAD	F05008-126	2
9	BRAKE ACTUATOR & STRAP PARTS (See Section 3.5)		
10	FITTING, 1/4-28 GREASE	P05060	1

3 Blade Wheels & Tensioner

Blade Wheel Kit, Belted (Standard)

3.3 Blade Wheel Kit, Belted (Standard)



REF	DESCRIPTION (◆ Indicates Parts Available In Assemblies Only)	PART #	QTY.	
	WHEEL KIT, BELTED BLADE	036704	1	◆
	Wheel Assembly, Belted Blade w/Bearings	036632	2	
1	Wheel, 25" Belted Blade	036619	1	◆
2	Race, Inner Bearing	045209	1	
3	Bearing, Inner	045208	1	
4	Seal, Blade Wheel Bearing	045212	1	
5	Bearing, Outer	045210	1	
6	Race, Outer Bearing	045211	1	
7	Washer, Dexter #5-101 Tang	P22686	1	
8	Cap, Hub Dust	033238	1	
9	Washer, Blade Wheel Shaft D	045214	1	
10	Nut, Blade Wheel Shaft	P22776	1	
11	Belt, B75.5	035953-1	1	
	Dampener Kit, Anti-Vibration	036840	1	
12	Mount Weldment, Dampener Pad	036838	1	
13	Tab Weldment, Dampener	036839	1	
14	Pad, Dampener	036833	2	
15	Washer, 3/8" SAE Flat	F05011-3	6	

Blade Wheels & Tensioner

Blade Wheel Kit, Belted (Standard)

3

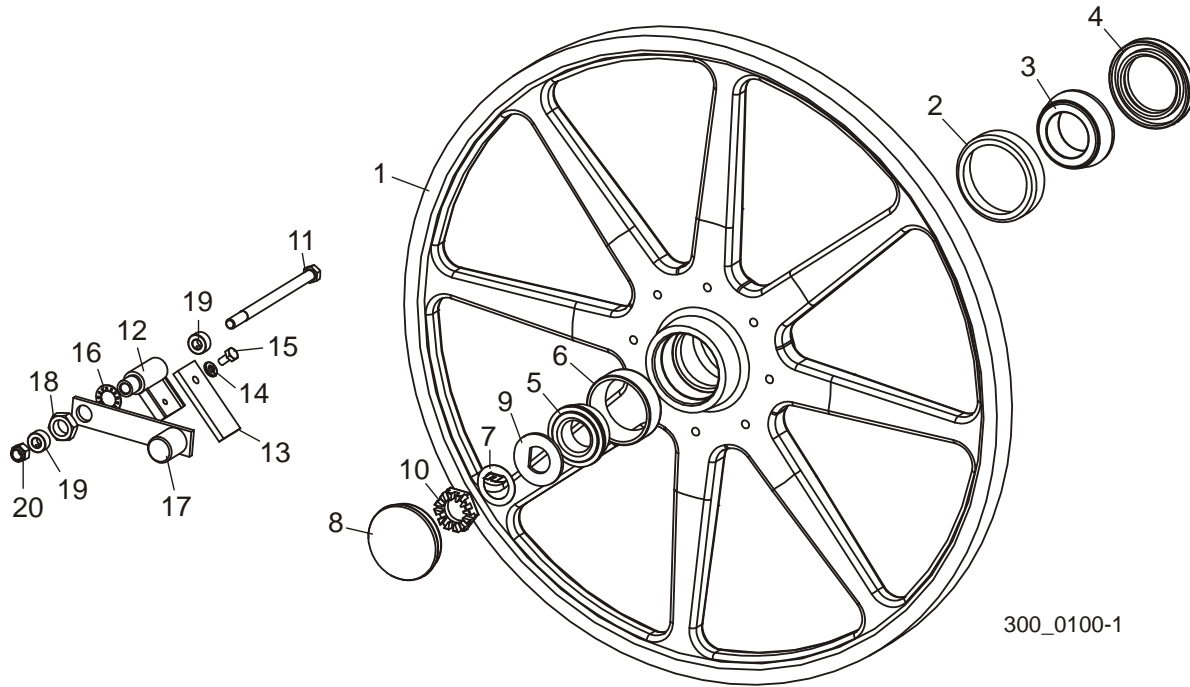
16	Washer, 3/8" Split Lock	F05011-4	4	
17	Bolt, 3/8-16 x 1" Hex Head Grade 5	F05007-87	2	
18	Bolt, 3/8-16 x 3 1/2" Hex Head Grade 5	F05004-123	2	
19	Spring, 1" OD x 1/2" ID x 1 3/4" Heavy Die	036849	2	
20	Nut, 3/8-16 Hex Nylon Lock	F05010-10	2	
21	Bolt, 3/8-16 x 1 1/4" Hex Head Grade 5	F05007-123	2	
	Support Kit, Middle Blade	038493	1	
22	Support Channel, Middle Blade	038491	1	
23	Bolt, 5/16-18 x 1 1/4" Stainless Steel hex Head	F05006-118	2	
24	Washer, 5/16" Flat	F05011-16	4	
25	Nut, 5/16-18 Hex Nylon Lock	F05010-58	2	

¹ Belted blade wheels and block/roller blade guides provided standard on WM3000 Rev. A8.00. [See Section 3.4](#) for optional crowned blade wheels used with all-block blade guides. Blade wheels are too heavy to ship together in kit 036704. Order 036632 separately for service. To convert to crowned steel wheels and all-block blade guides, use two 017814 crowned wheel assemblies and one 036706 block blade guide kit.

3 Blade Wheels & Tensioner

Blade Wheel Kit, Crowned (Optional)

3.4 Blade Wheel Kit, Crowned (Optional)



REF	DESCRIPTION (◆ Indicates Parts Available In Assemblies Only)	PART #	QTY.	
	WHEEL KIT, CROWNED BLADE (TWO COMPLETE BLADE WHEELS)	036703 ¹	1	◆
	Wheel Assembly, Blade w/Bearings	017814 ²	2	
	Wheel Assembly, Blade w/Bearings (Recrowned)	017814-R ³	1	
1	Wheel, 25" Cast Blade	045000	1	◆
	Wheel, 25" Cast Blade (Recrowned)	045000-R ³	1	◆
2	Race, Inner Bearing	045209	1	
3	Bearing, Inner	045208	1	
4	Seal, Blade Wheel Bearing	045212	1	
5	Bearing, Outer	045210	1	
6	Race, Outer Bearing	045211	1	
7	Washer, Dexter #5-101 Tang	P22686	1	
8	Cap, Hub Dust	033238	1	
9	Washer, Blade Wheel Shaft D	045214	1	
10	Nut, Blade Wheel Shaft	P22776	1	
11	Bolt, 3/8-16 x 6" Hex Head	F05007-45	2	
	Scraper Assembly, Drive Side Blade Wheel	042247	2	
12	Pivot Weldment, Wheel Scraper	042240	1	
13	Scraper, Brass Wheel	042245	1	
14	Washer, 1/4" Split Lock	F05011-14	1	
15	Bolt, 1/4-20 x 1/2" Hex Head	F05005-15	1	

Blade Wheels & Tensioner

Blade Wheel Kit, Crowned (Optional)

3

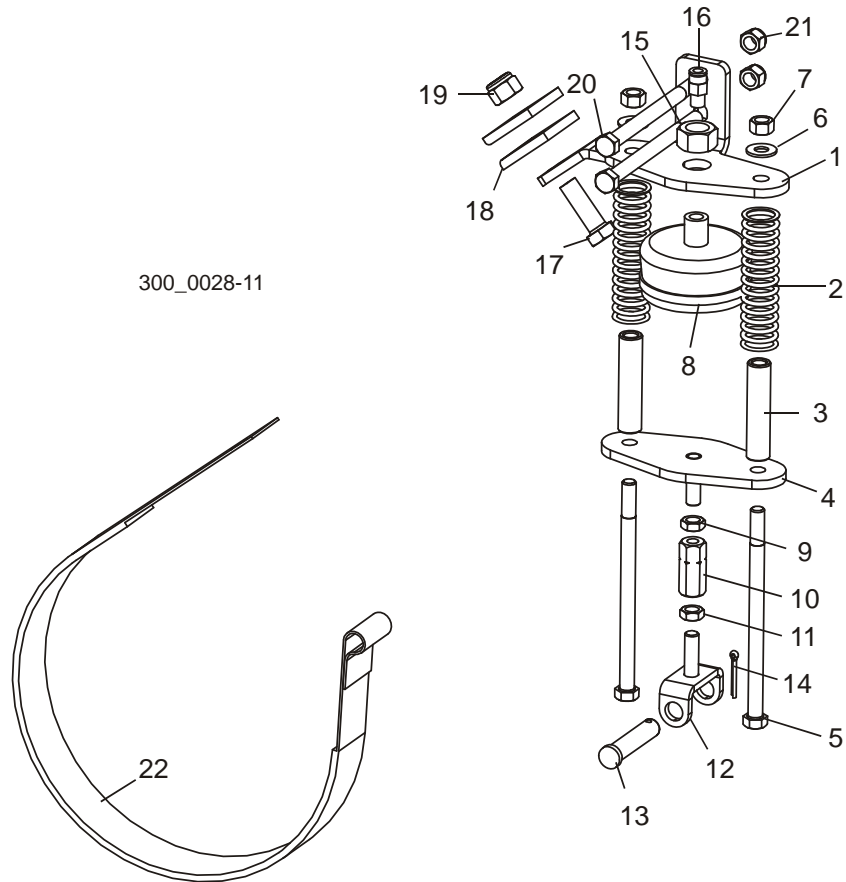
16	Washer, 5/8" Interior Star Lock	F05011-25	1	
17	Weight Weldment, Wheel Scraper	042248	1	
18	Nut, 5/8-11 Hex Jam	F05010-82	1	
19	Collar, 3/8" ID	042249	4	
20	Nut, 3/8-16 Hex Nylon Lock	F05010-10	2	

¹ Belted blade wheels and block/roller blade guides provided standard on WM3000 Rev. A8.00. [See Section 3.3](#) for standard belted blade wheels used with block/roller blade guides. Blade wheels are too heavy to ship together in kit 036703. Order 017814 separately for service. To convert to belted blade wheels and roller/block blade guides, use two 036632 belted wheel assemblies, one 036705 roller/block blade guide kit, one 038493 blade support kit and one 036841 vibration dampening retrofit (rev. A1.00 - A8.00) or one 036840 vibration dampening kit (Rev. A9.00+).

² Dust Cap 033238, D Washer 045214 and Spindle Nut 045216 added to assembly 017814 (11/04).

³ Blade wheels may be recrowned at the factory for extended service life.

3.5 Brake Assembly



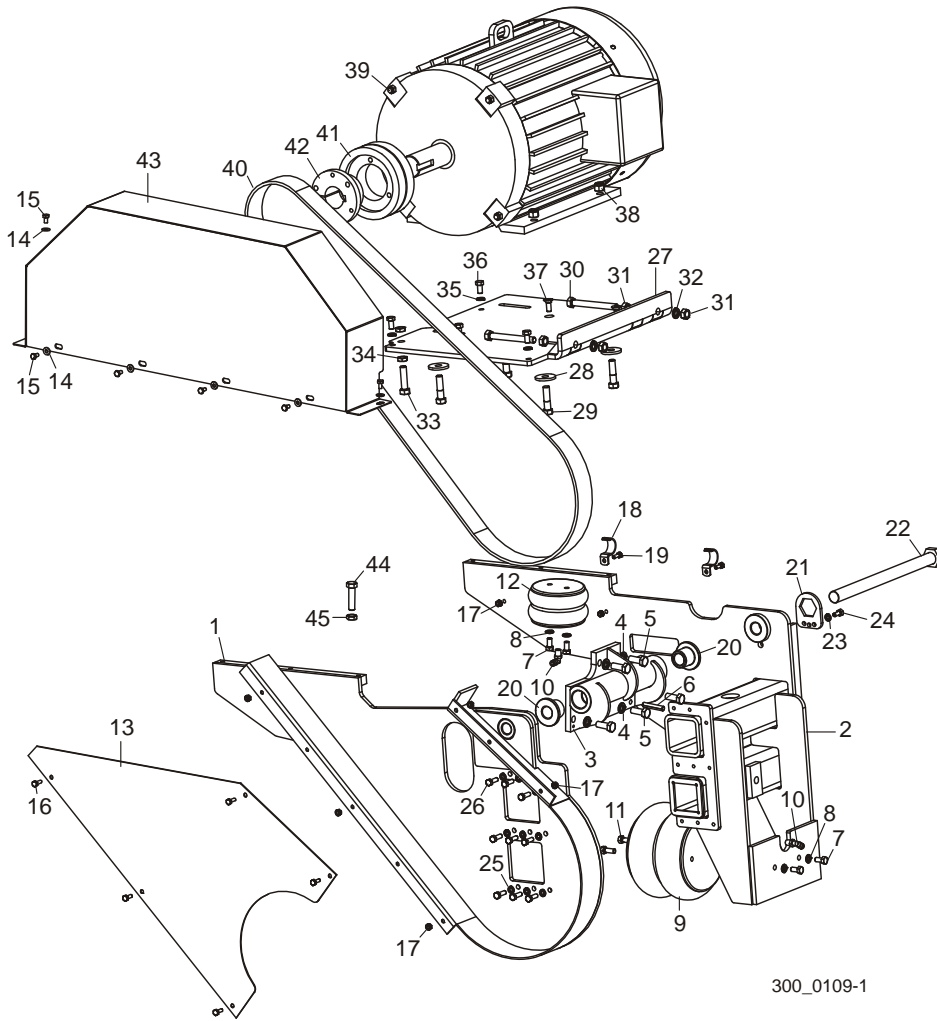
REF	DESCRIPTION (◆ Indicates Parts Available In Assemblies Only)	PART #	QTY.
	ACTUATOR ASSEMBLY, WM3000 BRAKE	033170	1
1	Bracket, Upper Brake Mount	033166	1
2	Spring, Brake	033171	2
3	Spacer, Brake Spring Travel	033169	2
4	Bracket Weldment, Lower Brake Mount	033172	1
5	Bolt, 3/8-16 x 6" Hex Head	F05007-45	2
6	Washer, 3/8" SAE Flat	F05011-3	2
7	Nut, 3/8-16 Hex Lock	F05010-25	2
8	Bag, Brake Air	033168	1
9	Nut, 3/8-24 Hex Jam (Left-Hand Thread)	F05010-166	1
10	Adjuster, Brake Link	033174	1
11	Nut, 3/8-24 Hex Jam	F05010-22	1
12	Bracket Weldment, Brake Link	033175	1
13	Pin, 1/2" x 2 1/4" Clevis	F05012-81	1
14	Pin, 1/8" x 1" Cotter	F05012-1	1
15	Nut, 5/8-11 Hex	F05010-5	1

Blade Wheels & Tensioner
Brake Assembly

3

16	Fitting, 1/8" NPT x 1/4" Tube	P03078	1	
17	Bolt, 1/2-13 x 1 1/2" Hex Head	F05008-4	1	
18	Plate, Brake Strap Clamp	S04195	2	
19	Nut, 1/2-13 Hex Nylon Lock	F05010-8	1	
20	Bolt, 3/8-16 x 5" Hex Head Grade 2	F05007-5	2	
21	Nut, 3/8-16 Hex Nylon Lock	F05010-10	2	
22	Strap, 9 1/2" Dia. Brake	033178	1	

3.6 Blade Motor Drive Assembly



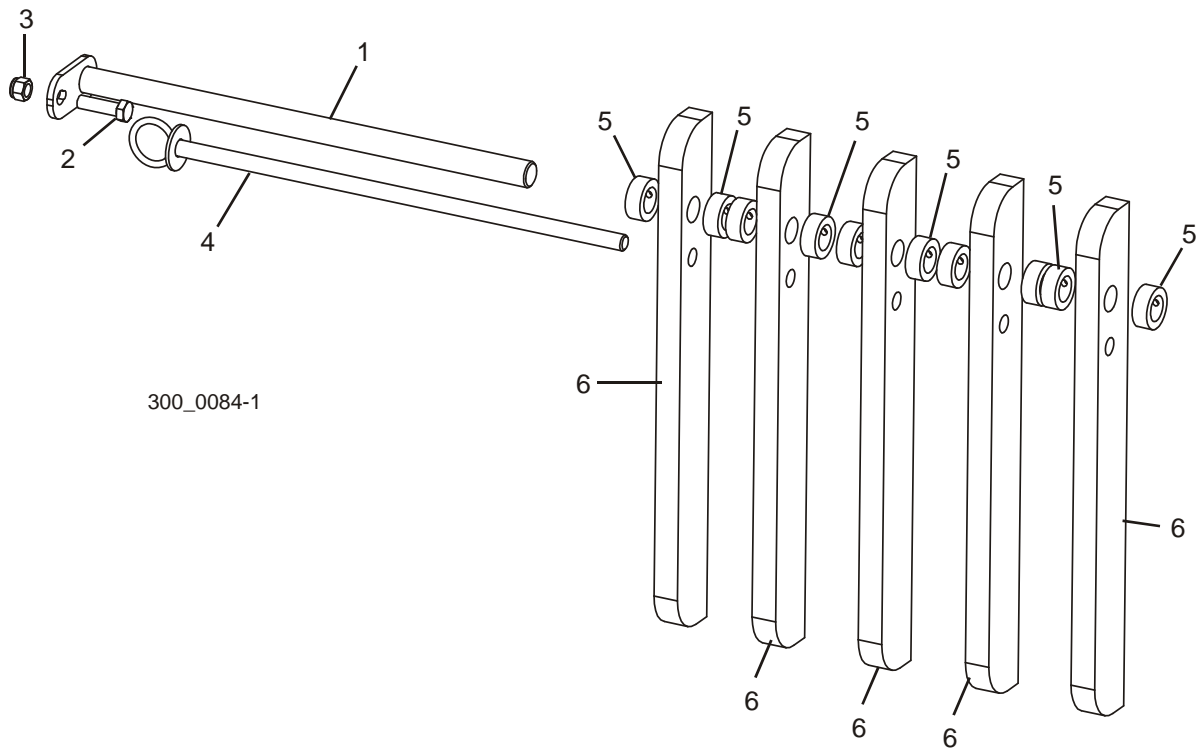
REF	DESCRIPTION (◆ Indicates Parts Available In Assemblies Only)	PART #	QTY.
1	BRACKET WELDMENT, FRONT MOTOR MOUNT	033211	1
2	BRACKET WELDMENT, REAR MOTOR MOUNT	033216	1
3	PIVOT WELDMENT, MOTOR MOUNT	033206	1
4	WASHER, 1/2" SPLIT LOCK	F05011-9	5
5	BOLT, 1/2-13 X 1 1/4" HEX HEAD GRADE 5	F05008-37	5
6	PIN, 3/8" X 2" ROLL	F05012-42	2
7	BOLT, 3/8-16 X 3/4" HEX HEAD GRADE 2	F05007-27	4
8	WASHER, 3/8" SPLIT LOCK	F050011-4	4
9	BAG, TENSIONER AIR	033229	1
10	FITTING, 1/4" NPT X 1/4" AIR 90 ELBOW	P21519	2
11	BOLT, 3/8-16 X 1" HEX HEAD GRADE 5	F05007-87	2
12	BAG, MOTOR LIFT AIR	033231	1

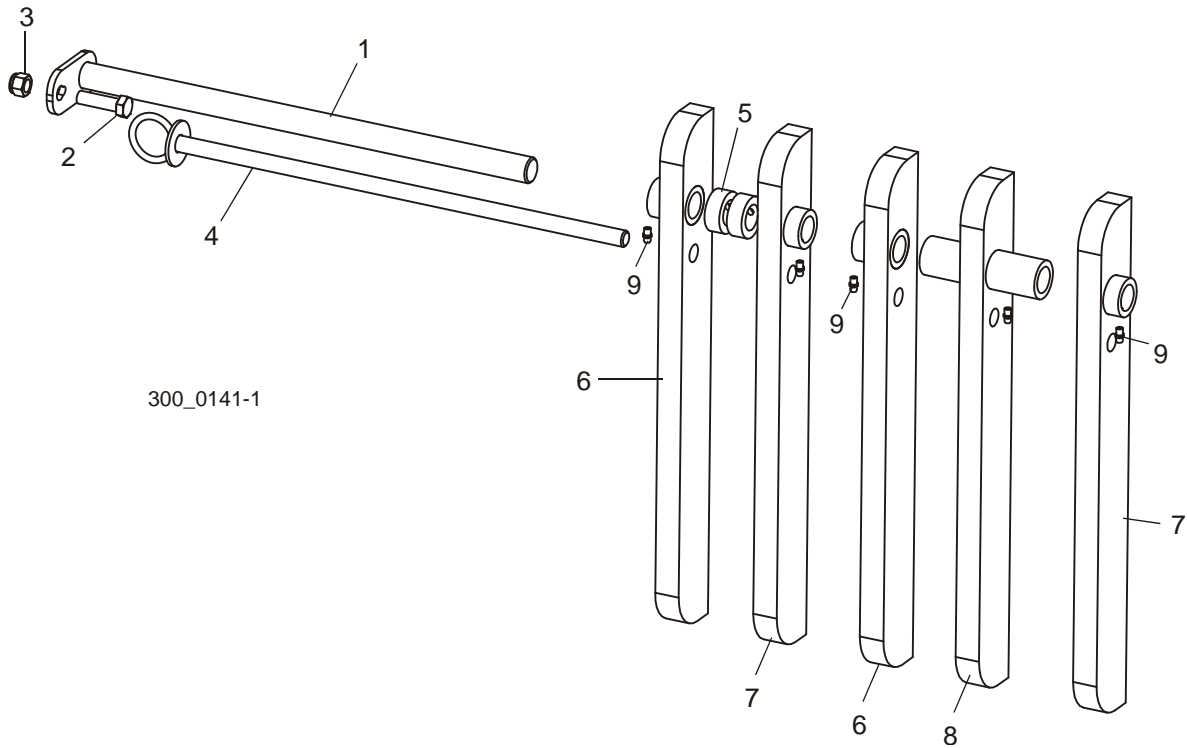
13	COVER, BELT	036662	1	
14	BOLT, 1/4-20 X 1/2" HEX HEAD	F05005-15	5	
15	WASHER, 1/4" SAE FLAT	F05011-11	5	
16	BOLT, 1/4-20 X 3/4" HEX HEAD	F05005-129	5	
17	NUT, 1/4-20 SELF-LOCKING HEX	F05010-9	7	
18	CLAMP, 1" EMT	P05436	2	
19	BOLT, 1/4-20 X 3/4" HEX HEAD FULL THREAD	F05005-1	2	
20	BEARING, MOTOR PIVOT	033210	2	
21	PLATE, PIVOT BOLT LOCK	033230	1	
22	BOLT WELDMENT, MOTOR PIVOT	033225	1	
23	WASHER, 5/16" SPLIT LOCK	F05011-13	1	
24	BOLT, 5/16-18 X 3/4" HEX HEAD	F05006-5	1	
25	WASHER, 5/16" SPLIT LOCK	F05011-13	9	
26	BOLT, 5/16-18 X 1" HEX HEAD GRADE 5	F05006-48	9	
	DRIVE ASSEMBLY, 30HP 480V/60HZ PD	036638		
	DRIVE ASSEMBLY, 30HP 480V/50HZ PD	036640 ¹		
27	Plate Weldment, Motor Mount	042461	1	
28	Washer, .52" ID x 1.69" OD	014632	4	
29	Bolt, 1/2-13 x 2" Hex Head	F05008-76	4	
30	Bolt, 1/2-13 x 4 1/2" Hex Head Full Thread	F05008-16	2	
31	Nut, 1/2-13 Hex	F05010-35	4	
32	Washer, 1/2" Split Lock	F05011-9	2	
33	Bolt, 1/2-13 x 2" Hex Head Full Thread	F05008-8	1	
34	Nut, 1/2-13 Hex Jam	F05010-31	2	
35	Washer, 3/8" Split Lock	F05011-4	4	
36	Bolt, 3/8-16 x 3/4" Hex Head Grade 2	F05007-27	4	
37	Bolt, 3/8-16 x 1" Flat Socket Head	F05007-64	2	
38	Nut, 1/2-13 Hex Nylon Lock	F05010-8	4	
39	Motor, Sg 180L-4 22 kW	092610	1	
40	Belt, Eagle PD G2380	036636	1	
41	Pulley, Eagle PD G36SSF	036634	1	
	Pulley, Eagle PD G45SE (50Hz)	036635	1	
	Pulley, Motor (V=27,7m/s) WM3000 (OPTIONAL)	505313-S	1	
42	Bushing, E x 1 7/8" (50Hz)	036709	1	
	Bushing, Sg180 Motor Assembly (for 505313-S Pulley)	092644	1	
43	Cover Weldment, Belt Guard	036678	1	
44	BOLT, 1/2-13 X 2" HEX HEAD FULL THREAD	F05008-8	1	
45	NUT, 1/2-13 HEX JAM	F05010-31	1	

¹ Alternate drive belt, motor pulley and bushing for 50Hz operation.

SECTION 4 SAW HEAD

4.1 Board Return



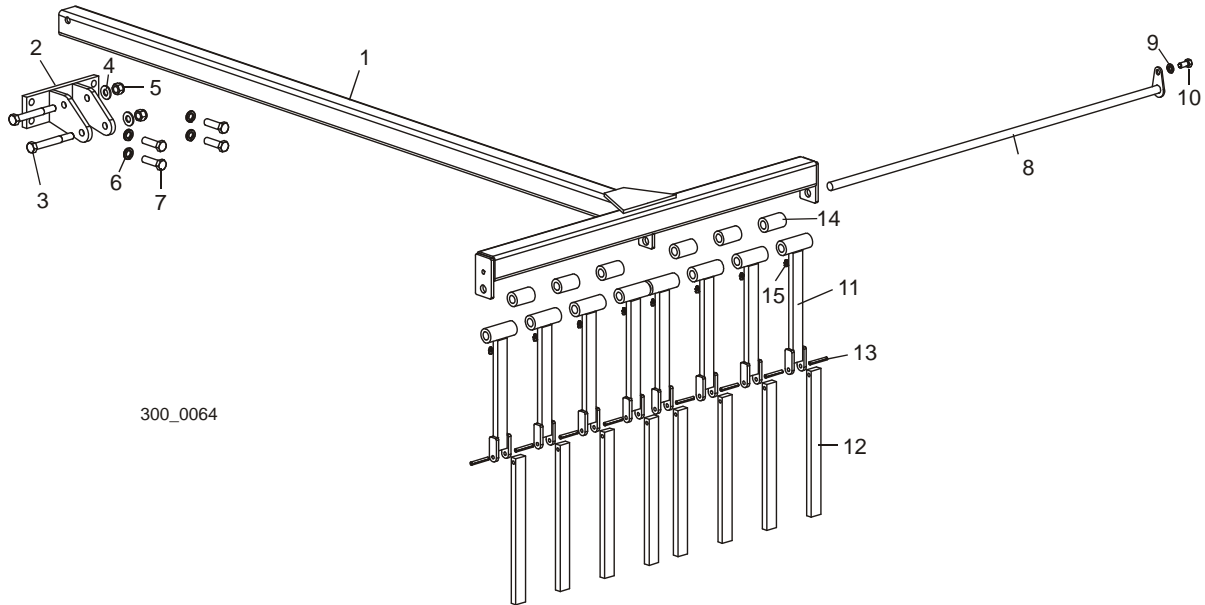


REF	DESCRIPTION (◆ Indicates Parts Available In Assemblies Only)	PART #	QTY.
1	PIN WELDMENT, BOARD RETURN PIVOT	042167	1
2	BOLT, 1/2-13 X 1 3/4" HEX HEAD GRADE 5	F05008-88	1
3	NUT, 1/2-13 HEX NYLON LOCK	F05010-8	1
4	PIN WELDMENT, SUPPORT	042168	1
5	COLLAR, 1" LOCK	038090	2
6	ARM WELDMENT, LEFT BOARD RETURN	003659	2
7	ARM WELDMENT, RIGHT BOARD RETURN	003660	2
8	ARM WELDMENT, MIDDLE BOARD RETURN	003661	12
9	FITTING, 1/4-28 GREASE	P05060	56

4 Saw Head

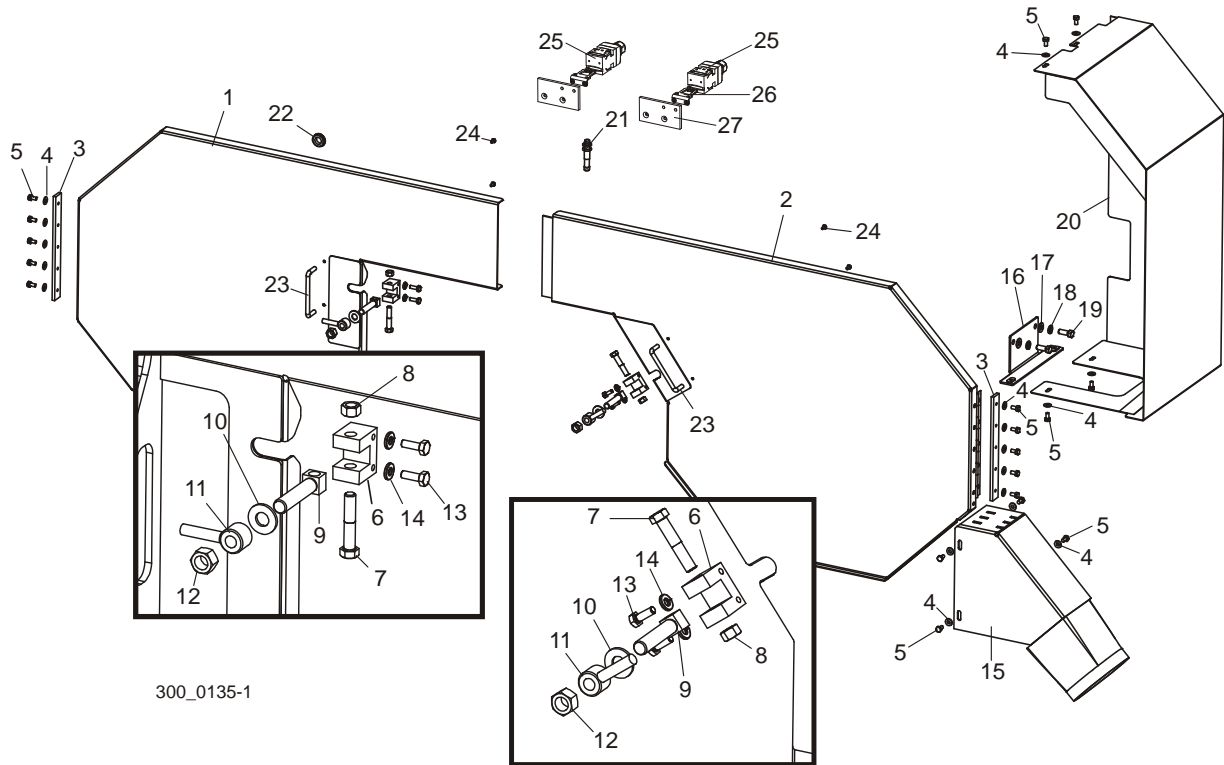
Board Return Guide

4.2 Board Return Guide



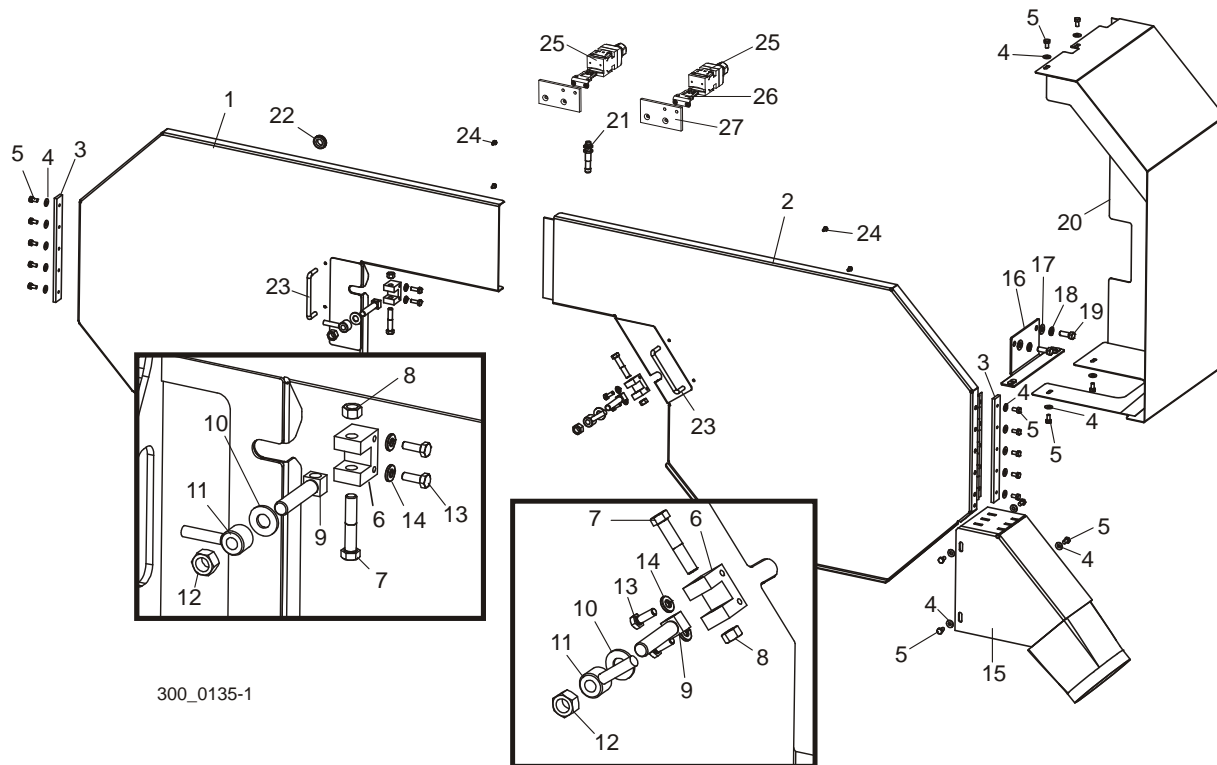
REF	DESCRIPTION (◆ Indicates Parts Available In Assemblies Only)	PART #	QTY.
	GUIDE ASSEMBLY, BOARD RETURN	017808	1
1	Guide Weldment, Board Return	017809	1
2	Bracket Weldment, Board Return Guide Mount	017811	1
3	Bolt, 1/2-13 x 4" Hex Head	F05008-26	2
4	Washer, 1/2" SAE Flat	F05011-2	2
5	Nut, 1/2-13 Hex Nylon Lock	F05010-8	2
6	Washer, 1/2" Split Lock	F05011-9	4
7	Bolt, 1/2-13 1 3/4" Hex Head Grade 5	F05008-88	4
8	Rod Weldment, Board Return Guide	034408	1
9	Washer, 3/8" Split Lock	F05011-4	1
10	Bolt, 3/8-16 x 3/4" Hex Head Grade 5	F05007-118	1
11	Bar Weldment, Board Guide Upper	017823	8
12	Bar, Board Guide Lower	017822	8
13	Pin, 1/4" x 1 3/4" Roll	F05012-53	8
14	Tube, Board Guide Spacer	017820	6
15	Fitting, 3/16" x 3/16" Straight Grease	P04107	8

4.3 Covers & Sawdust Chute



4

Saw Head Covers & Sawdust Chute



300_0135-1

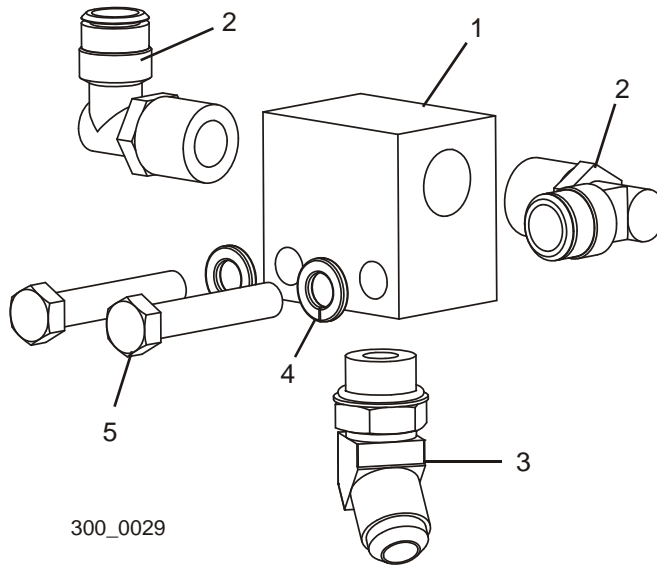
REF	DESCRIPTION (◆ Indicates Parts Available In Assemblies Only)	PART #	QTY.
1	COVER WELDMENT, IDLE SIDE BLADE HOUSING	038982	1
1	COVER WELDMENT, IDLE SIDE BLADE HOUSING	006638	1
2	COVER WELDMENT, DRIVE SIDE BLADE HOUSING	038981	1
3	PLATE, COVER MOUNT	042435	2
4	WASHER, 1/4" SAE FLAT	F05011-11	18
5	BOLT, 1/4-20 X 1/2" HEX HEAD	F05005-15	18
	LATCH ASSEMBLY, BLADE HOUSING COVER	042440	2
6	Block, Cover Latch	042439	1
7	Bolt, 3/8-16 x 2" Hex Head	F05007-72	1
8	Nut, 3/8-16 Hex Lock	F05010-25	1
9	Bolt, Cover Latch	042438	1
10	Washer, 1/2" SAE Flat	F05011-2	1
11	Handle Weldment, Cover Latch	021145	1
12	Nut, 1/2-13 Hex Lock	F05010-3	1
13	BOLT, 1/4-20 X 3/4" HEX HEAD FULL THREAD	F05005-1	4
14	WASHER, 1/4" SPLIT LOCK	F05011-14	4
15	CHUTE WELDMENT, SAWDUST	045005	1
16	BRACKET WELDMENT, SIDE GUARD MOUNT	036847	1
17	WASHER, 3/8" SAE FLAT	F05011-3	2
18	WASHER, 3/8" SPLIT LOCK	F05011-4	2
19	BOLT, 3/8-16 X 1" HEX HEAD GRADE 5	F05007-87	2

20	GUARD WELDMENT, SIDE	036845	1	
21	SENSOR, BES M12MI-PSH80B S04G PROXIMITY	093168	1	
22	GROMMET, 5/8" ID RUBBER	P11764	1	
23	HANDLE, 4" DOOR	P08065	2	
24	SCREW, #8-32 X 3/8" SELF-TAPPING	F05015-8	4	
25	SAFETY SWITCH	094232	2	
26	SAFETY SWITCH KEY	094422	2	
27	SAFETY SWITCH BRACKET	097125	2	
28	SAFETY SWITCHES MOUNT	098584-1	1	

4 Saw Head

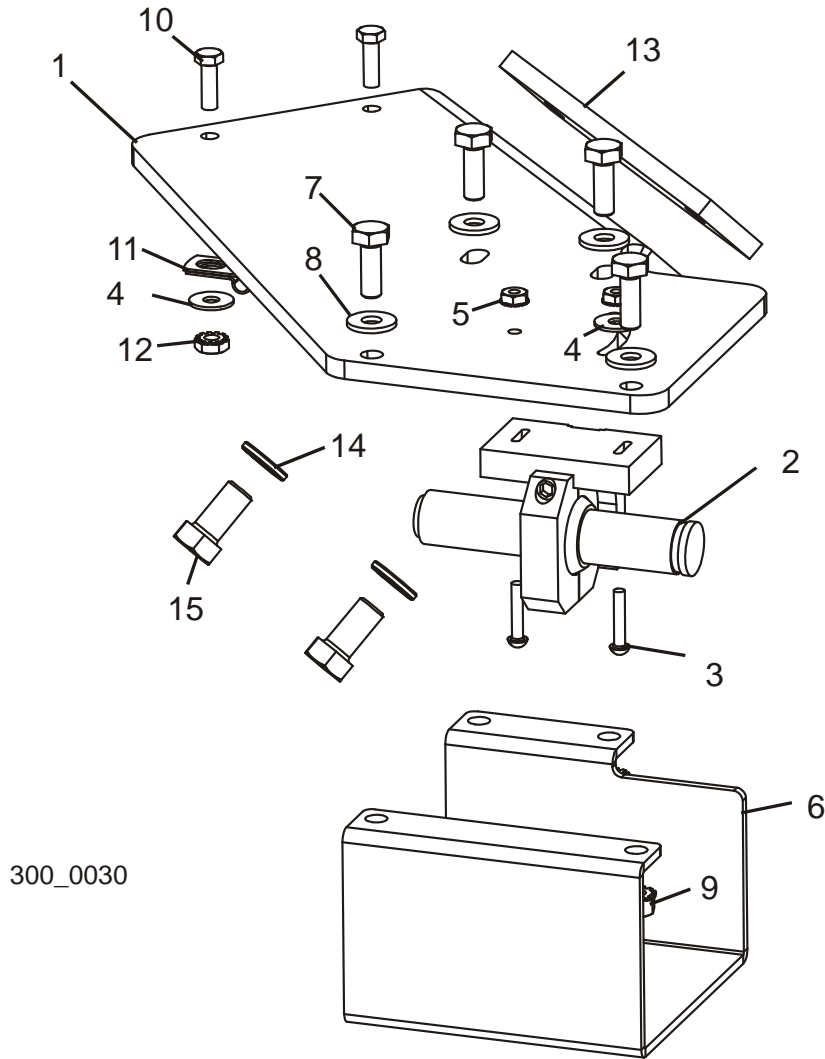
Blow-Off Assembly

4.4 Blow-Off Assembly



REF	DESCRIPTION (◆ Indicates Parts Available In Assemblies Only)	PART #	QTY.
	BLOCK ASSEMBLY, BLOW-OFF	016882	1
1	Block, Blow-Off	016879	1
2	Fitting, 1/2" NPT x 1/2" Tube 90° Swivel Elbow	016880	1
3	Fitting, #8 JIC x #8 SAE 45° Elbow	041161	1
4	Fitting, 1/2" NPT x 1/2" Hose Barb 90° Elbow	015997	1
5	Washer, 3/8" Split Lock	F05011-4	2
6	Bolt, 3/8-16 x 2" Hex Head Full Thread	F05007-16	2
	TUBING, 1/2" AIR LINE	R01869-2	62 Ft.
	TUBING, 1/2" AIR LINE	R01869-2	4 Ft.

4.5 Laser Assembly

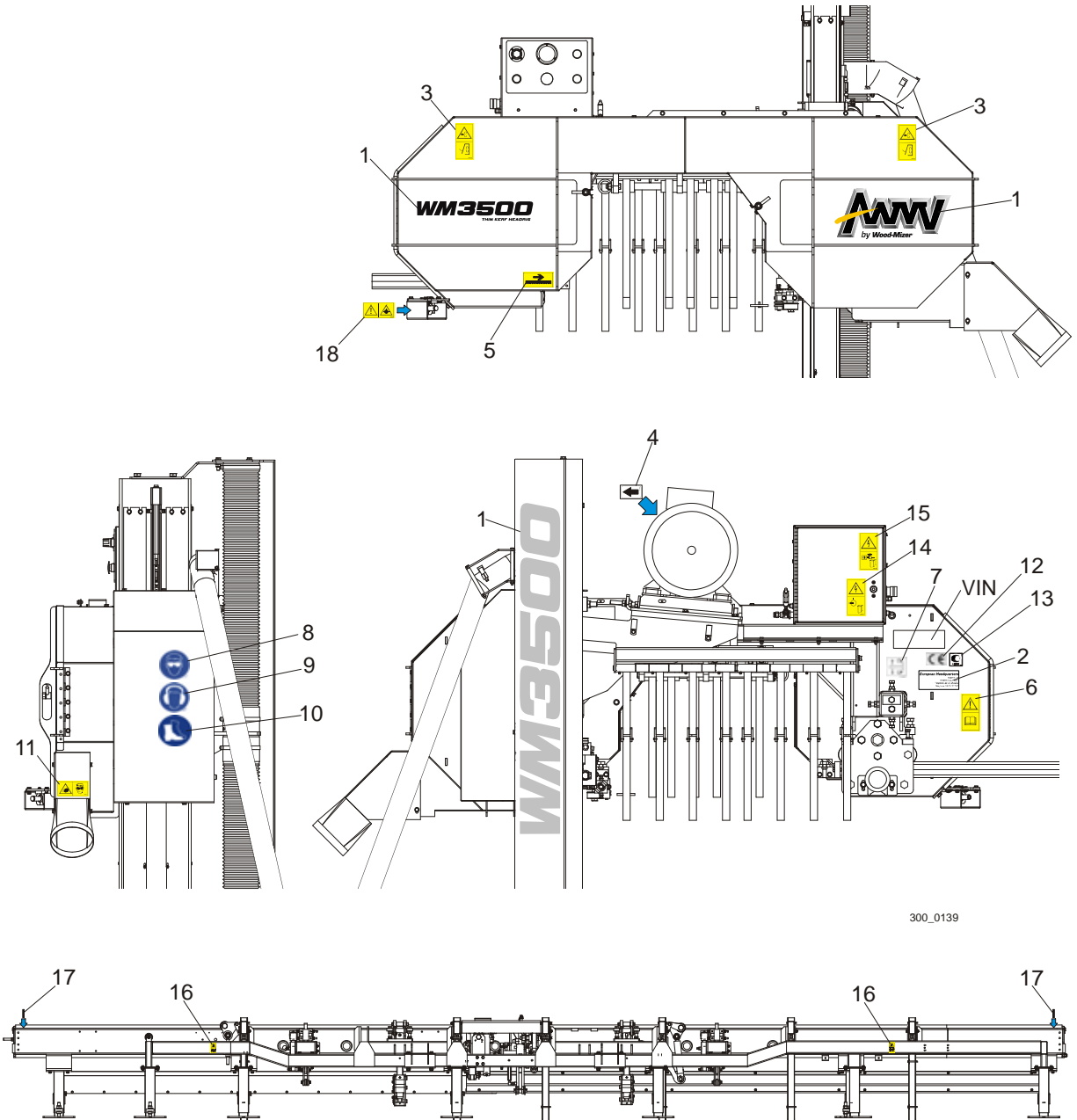


REF	DESCRIPTION (◆ Indicates Parts Available In Assemblies Only)	PART #	QTY.
	LASER ASSEMBLY, WM3000	042169	1
1	Plate, Laser Mount	042744	1
2	Laser, 15mW 635nm 60° Line w/Mounting Bracket	025125	1
3	Screw, #6-32 x 3/4" Slotted Round Head	F05004-21	2
4	Washer, #10 SAE Flat	F05011-18	3
5	Nut, #6 Hex Self-Locking	F05010-59	2
6	Cover, Laser Guard	042743	1
7	Bolt, 1/4-20 x 3/4" Hex Head Full Thread	F05005-1	4
8	Washer, 1/4" SAE Flat	F05011-11	4
9	Nut, 1/4-20 Hex Self-Locking	F05010-9	4

4**Saw Head**
Laser Assembly

10	Bolt, #10-24 x 5/8" Hex Head	F05004-18	2	
11	Clamp, .187 Cushioned Metal Cable	025196	2	
12	Nut, #10-24 Hex Self-Locking	F05010-14	2	
13	Plate, Laser Mount Nut	042452	1	
14	Washer, 3/8" Split Lock	F05011-4	2	
15	Bolt, 3/8-16 x 3/4" Hex Head Grade 2	F05007-27	2	

4.6 Decals, WM3500



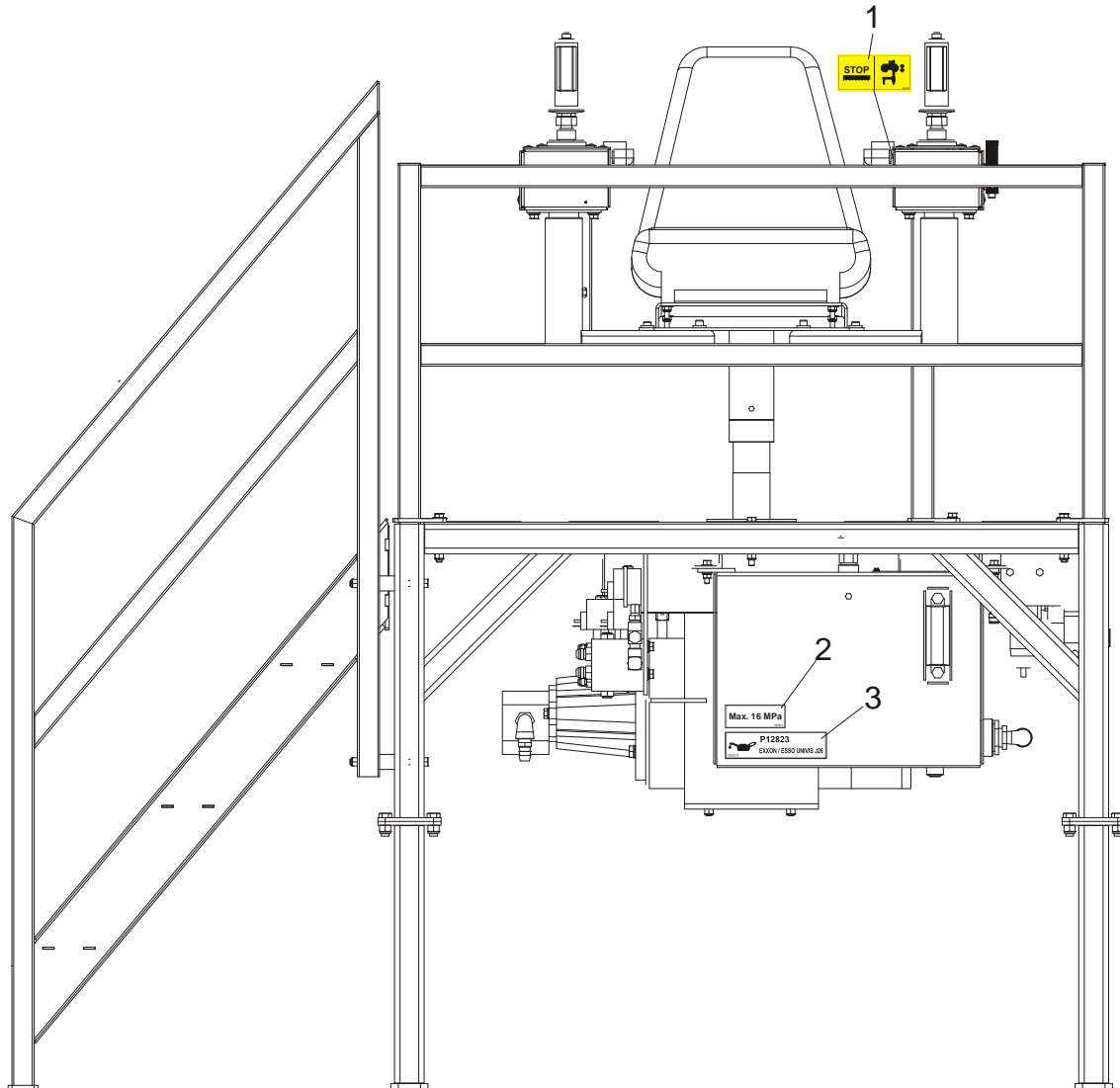
300_0139

REF	DESCRIPTION (◆ Indicates Parts Available In Assemblies Only)	PART #	QTY.
1	DECAL, WM3500 SAWMILL NAME	505287	1
	DECAL KIT, WM3000 PICTOGRAMS	101136	1
2	DECAL, EUROPEAN HEADQUARTERS ADDRESS	015841	1
3	DECAL, SAWMILL COVERS CAUTION	099220	2

4**Saw Head***Decals, WM3500*

4	DECAL, MOTOR ROTATION DIRECTION - 1465 RPM	S20097I	1	
5	DECAL, BLADE MOVEMENT DIRECTION (PICTOGRAPH)	096321	1	
6	DECAL, READ OPERATOR'S MANUAL (PICTOGRAPH)	096317	1	
7	DECAL, BLADE ALIGNMENT	P11789	1	
8	DECAL, EYE PROTECTION WARNING (PICTOGRAPH)	S12004G	1	
9	DECAL, EAR PROTECTION WARNING (PICTOGRAPH)	S12005G	1	
10	DECAL, USE SAFETY BOOTS (PICTOGRAM)	501465	1	
11	DECAL, SAWDUST CHUTE WARNING (PICTOGRAPH)	099222	1	
12	DECAL, CE CERTIFIED SAWMILL	P85070	1	
13	DECAL, RUSSIAN SAFETY CERTIFICATION	099401	1	
14	DECAL, HIGH VOLTAGE INSIDE THE ELECTRIC BOX (PICTOGRAPH)	096316	1	
15	DECAL, REMOVE THE PLUG BEFORE OPENING THE BOX (PICTOGRAPH)	096319	1	
16	DECAL , KEEP AWAY DANGER, PICTOGRAPH	099221	1	
17	DECAL, LOG LENGTH LIMIT	S12051	1	
18	DECAL, WARNING - LASER BEAM, PICTOGRAPH	099504	1	
	DECAL, KEEP AWAY FROM DEBARKER BLADE, PICTOGRAPH	098176	1	
	DECAL, WARNING LOG LOADER ARM, PICTOGRAPH	099545	1	

4.7 Decals, Operator Station

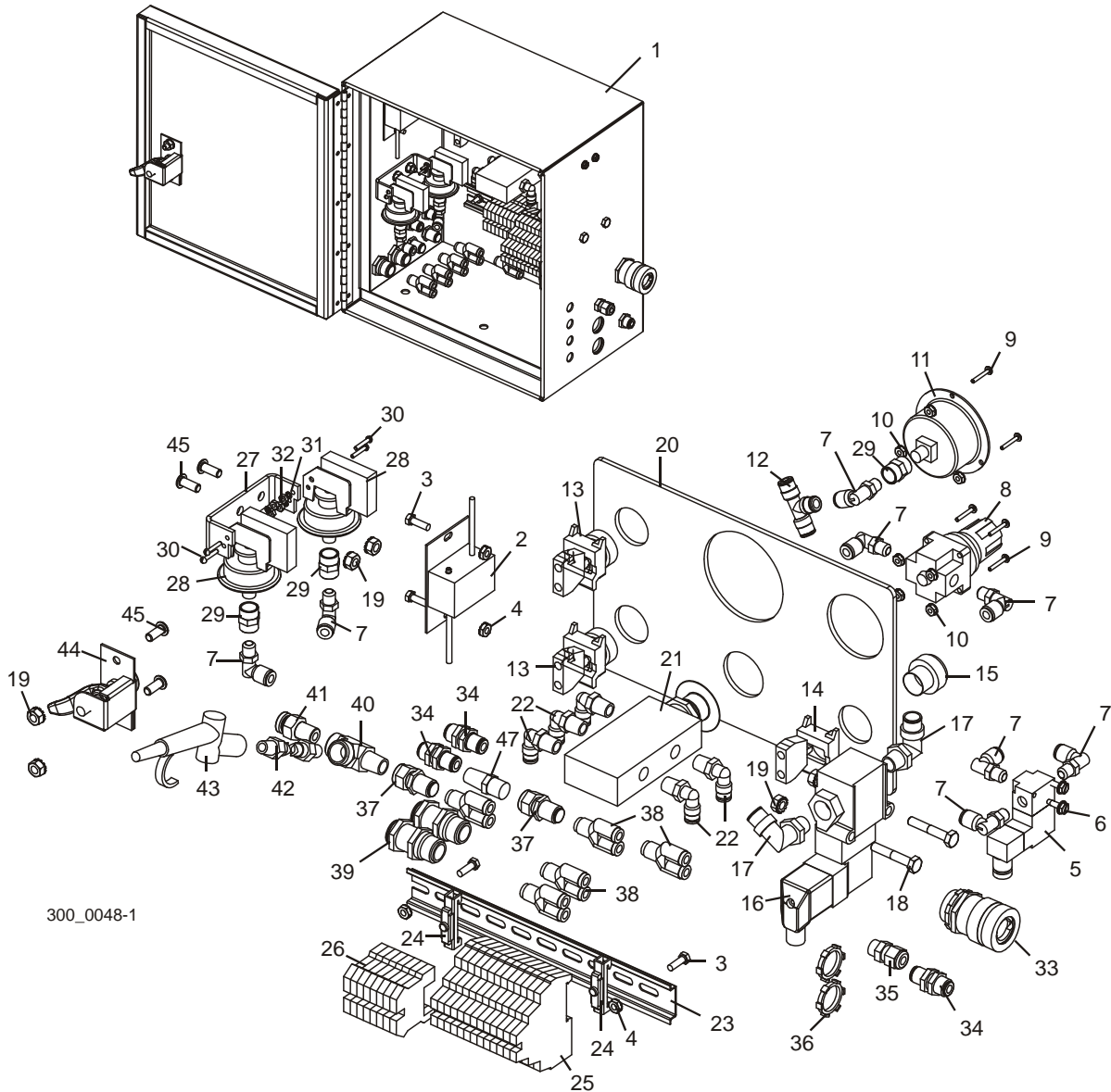


REF	DESCRIPTION (◆ Indicates Parts Available In Assemblies Only)	PART #	QTY.
1	Decal, Stop Blade Before Aligning Head Up/Down, Pictograph	101138	1
2	Decal, Max. Oil Pressure	099524	1
3	Decal, Hydraulic Oil	096323	1

4 Saw Head

Head/Air Box Control Assembly

4.8 Head/Air Box Control Assembly



REF	DESCRIPTION (◆ Indicates Parts Available In Assemblies Only)	PART #	QTY.
	CONTROL ASSEMBLY, HEAD/AIR BOX	045244	1
1	Box Weldment, Head/Air	035569	1
2	Power Supply, 10-24V Laser	052327	1
3	Screw, #10-24 x 5/8" Unslotted Indent Hex Head	F05004-18	4
4	Nut, #10-24 Hex Self-Locking	F05010-14	4
5	Valve, Air 3-Way 1/8" NPT DIN C Conn	045225	1
	Cable, 10M Form C DIN 24VDC w/LED	025233	1

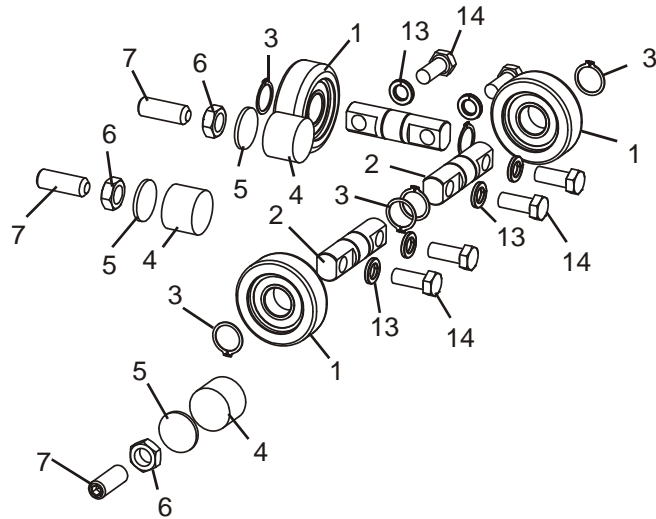
6	Screw, #10-24 x 1/2" Self-Tapping Slotted Hex	F05015-7	2	
7	Fitting, 1/8" MPT x 1/4" Tube Swivel Elbow	P09736	8	
8	Regulator, Air	045247	1	
	Regulator, 1/8" NPT Air	052509	1	
	Nut, Regulator Mount	052510	1	
9	Screw, #6-32 x 3/4" Socket Button Head Stainless	F05004-93	7	
10	Nut, #6-32 Hex Self-Locking	F05010-59	7	
11	Gauge, Air Pressure	042342	1	
12	Fitting, 1/4" Tube 'T'	P21544	1	
13	Light, Yellow 24V 22mm LED XB4 Pilot	024970-5	2	
14	Switch, 1NO 22mm XB4	025242	1	
15	Button, 22mm Mom Ext LED Yellow XB4 Switch	025237-53	1	
16	Valve Assembly, Blow-Off	042659	1	
	Cable, 5M Form A DIN 24VDC w/LED	024923	1	
17	Fitting, 3/8" NPT x 1/2" Tube Swivel Elbow	034009	2	
18	Bolt, 1/4-20 x 1 1/2" Hex Head Full Thread	F05005-31	2	
19	Nut, 1/4-20 Hex Self-Locking	F05010-9	6	
20	Decal, Head/Air Control Box	052274	1	
21	Valve, 4-Way Push/Pull 1/4" NPT	025301	1	
22	Fitting, 1/4" NPT x 1/4" Tube Elbow	P21519	5	
23	DIN Rail, 35mm x 7.5mm x 10" Steel Sym	024474-10	1	
24	Clamp, Metal DIN Rail	E22707	2	
25	Terminal Block, 3-Tier	024908	13	
26	Terminal Block, 1-Tier	024893	8	
27	Bracket, Pressure Switch Mount	042256	1	
28	Switch, Limit Pressure 60 PSI	045207	2	
29	Fitting, 1/8" FPT Coupling	P05748	3	
30	Screw, #4-40 x 5/8" Slotted Round Head	F05004-49	4	
31	Washer, #4 Split Lock	F05011-21	4	
32	Nut, #4 Hex	F05010-43	4	
33	Connector, .75 Hole x .63-.75 Cord Flex Strain	025186	1	
	Nut, 3/4" Conduit Lock	025198	1	
34	Fitting, 1/4" x 1/4" Tube Bulkhead	025234	1	
35	Connector, .5" Hole .064-.210 Cord	E23494	1	
36	Nut, 1/2" Conduit Lock	E20461	2	
37	Fitting, 1/4" Tube x 1/4" NPT Female Bulkhead	025235	2	
38	Fitting, 1/4" Tube "Y"	042546	5	
39	Fitting, 3/8" NPT x 1/2" Tube Bulkhead	034010	2	
40	Fitting, 1/4" Male Run Tee	P09141	1	
41	Fitting, 1/4" NPT x 3/8" Tube	P21559	1	
42	Hose, 1/4" x 6' Coiled Air	042453	1	
43	Nozzle, Air Spray	P02714	1	
44	Latch, Door	P20048	1	

4**Saw Head***Head/Air Box Control Assembly*

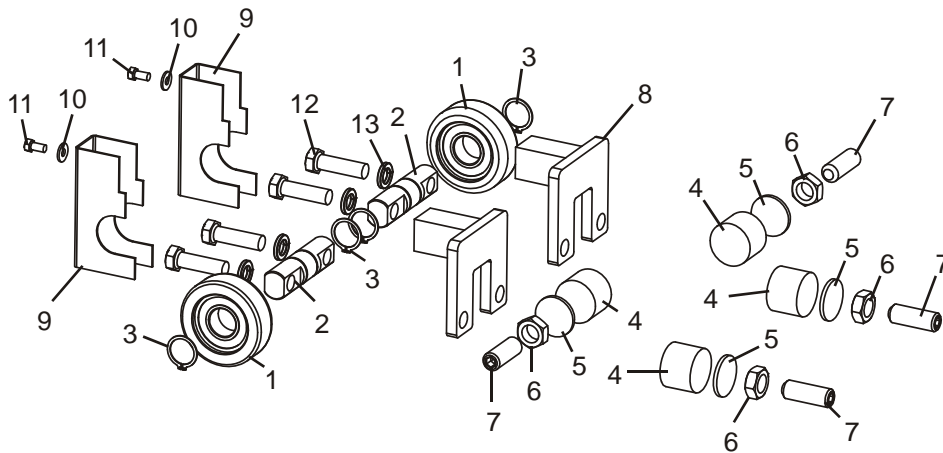
45	Screw, 1/4-20 x 5/8" Button Socket Head	F05005-128	4	
	Harness Assembly, WM3000 Blade Guide	025284	1	
	Harness Assembly, WM3000 Motor Prox	025286	1	
	Harness Assembly, WM3000 Start Prox	025287	1	
	Harness Assembly, WM3000 Slow Prox	025288	1	
	Harness Assembly, WM3000 Stop Prox	025289	1	
	Hose, 1/4" Air	R01869	186"	
	Hose, 1/2" Air	R01869-2	58"	
	Cable, WM3000 Oiler	025233	1	

SECTION 5 UP/DOWN SYSTEM

5.1 Mast Pads & Rollers



300_0028-4



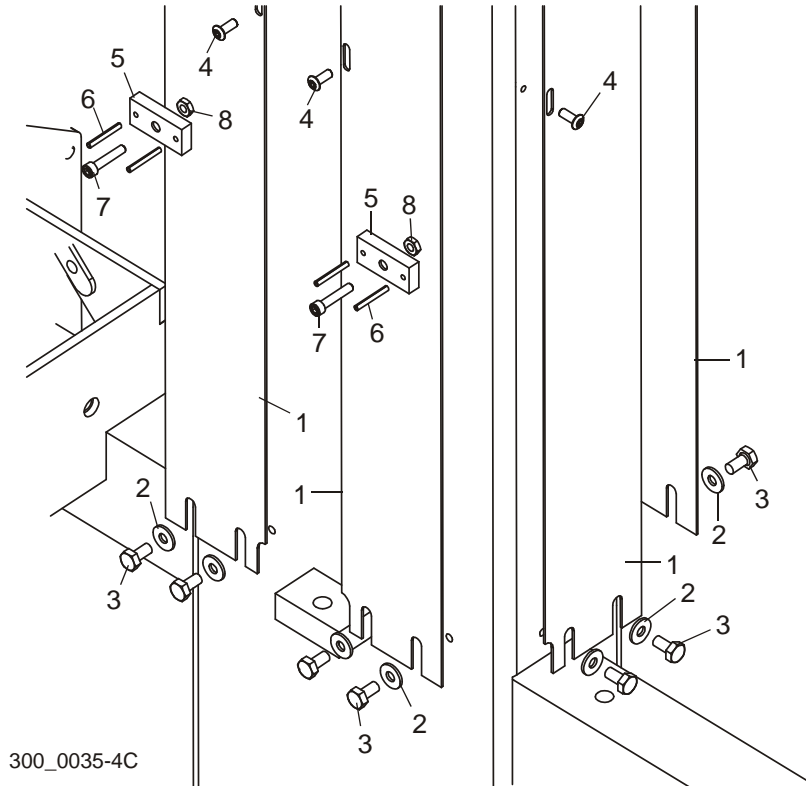
REF	DESCRIPTION (◆ Indicates Parts Available In Assemblies Only)	PART #	QTY.	
	BEARING ASSEMBLY, UP/DOWN MAST	023832	5	
1	Bearing, MG305DDA	023857	1	◆
2	Shaft, Up/Down Mast Bearing	023858	1	
3	Ring, 1" Outside Retaining	F04254-15	2	
4	PAD, ROUND NYLON	033098	7	
5	PAD, NYLON BACKING	042432	7	
6	NUT, 5/8-18 HEX JAM	F05010-11	7	
7	SCREW, 5/8-18 X 1 3/4" SOCKET HEAD FLAT POINT SET	F05009-27	7	
8	BRACKET WELDMENT, UP/DOWN BEARING MOUNT	045048	2	

5 Up/Down System

Mast Pads & Rollers

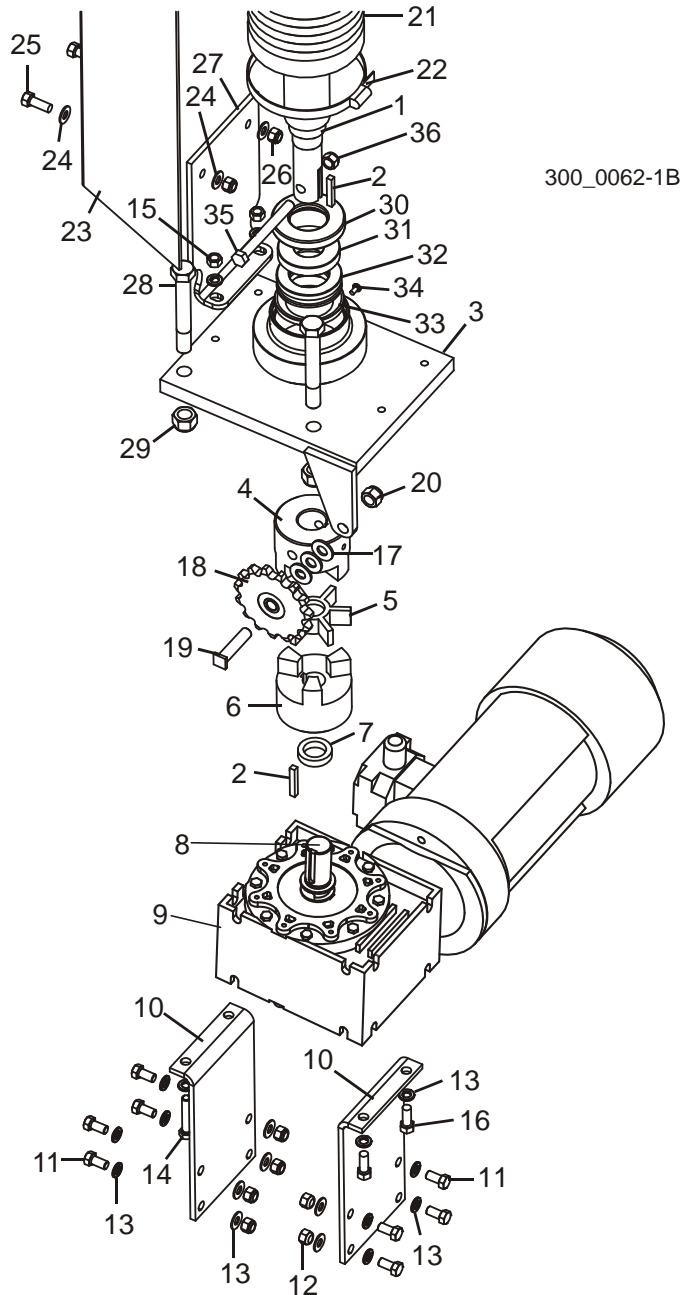
9	COVER, MAST BEARING	045047	2	
10	WASHER, 1/4" SAE FLAT	F05011-11	2	
11	BOLT, 1/4-20 X 1/2" HEX HEAD	F05005-15	2	
12	BOLT, 1/2-13 X 1 3/4" HEX HEAD GRADE 5	F05008-88	4	
13	WASHER, 1/2" SPLIT LOCK	F05011-9	10	
14	BOLT, 1/2-13 X 1 1/4" HEX HEAD GRADE 5	F05008-37	6	

5.2 Bearing Rails



REF	DESCRIPTION (◆ Indicates Parts Available In Assemblies Only)	PART #	QTY.
	RAIL KIT, UP/DOWN BEARING	042788	1
1	Rail, Up/Down Bearing	042773	6
2	Washer, 1/4" SAE Flat	F05011-11	24
3	Bolt, 1/4-20 x 1/2" Hex Head	F05005-15	24
4	Screw, #10-24 x 1/2" Button Socket Head	F05004-35	18
5	PAD, HEAD PLASTIC	045056	2
6	PIN, 1/8" X 1" ROLL	F05012-34	4
7	BOLT, #10-24 X 1" SOCKET HEAD	F05004-2	2
8	NUT, #10-24 HEX	F05010-115	2

5.3 Up/Down Drive

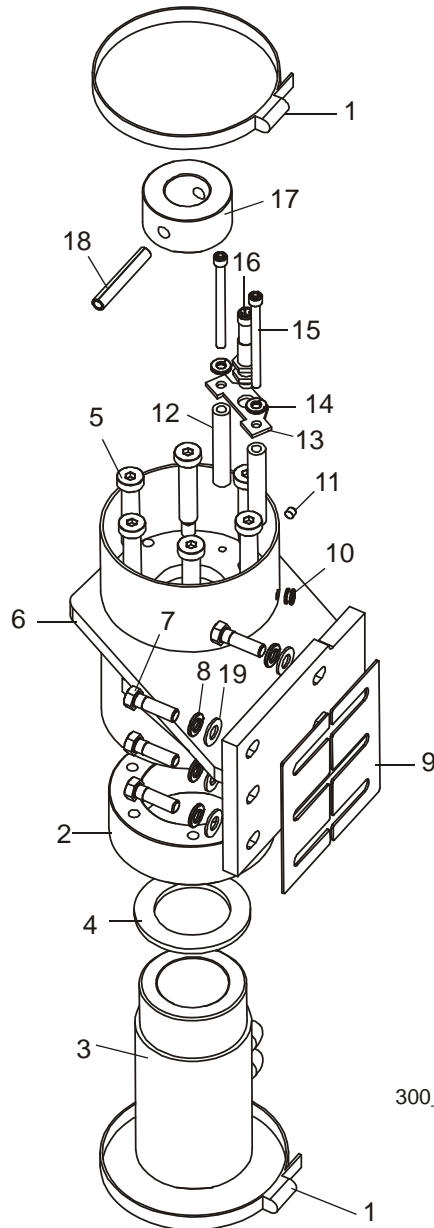


REF	DESCRIPTION (◆ Indicates Parts Available In Assemblies Only)	PART #	QTY.
	GREASE, 10CC SYRINGE UP/DOWN BALLSCREW	042399	1
1	SHAFT, 2" X .5" BALLSCREW	042858	1
2	KEY, 1/4" SQUARE X 1 5/8"	042810	2
3	BRACKET WELDMENT, UP/DOWN 45MM BALLSCREW MOUNT	017790	1

4	COUPLING, MODIFIED L110 X 1 1/4" BODY	017787	1	
5	COUPLING, L110 SPIDER	042809	1	
6	COUPLING, L110 X 1" BODY	042820	1	
7	SPACER, 1" ID X 1 1/2" OD X .25" THICK	042805 ¹	1	
	RETROFIT KIT, WM3000 UP/DOWN DRIVE	503410	1	
8	Shaft, WM3000 Up/Down Output	503408	1	
9	Motoreducer, SKISI63-IEC90-90L/4 BRE20	503411	1	
	Reducer, SK16/63 i=10 NORD	512504	1	
	Motor w/brake, SK90L/4 N=1,5kW n=1400RPM BRE20	512505	1	
10	Plate, WM3000 Up/Down Motoreducer	503381-1	2	
11	Bolt, M8x30mm, HH, Gr 5.8, Full Thrd, Zinc	F81002-2	8	
12	Nut, M8-8-B, Hex, Nylon Lock Zinc	F81032-2	8	
13	Washer, 8.4 Flat, Zinc	F81054-1	20	
14	BOLT, 3/8-16 X 2" HEX HEAD FULL THREAD	F05007-16	2	
15	NUT, 3/8-16 HEX	F05010-1	2	
16	BOLT, 3/8-16 X 1" HEX HEAD	F05007-7	2	
17	WASHER, 1/2" SAE FLAT	F05011-2	3	
18	SPROCKET, IDLER	042367	1	
19	SHAFT, IDLER SPROCKET	016828	1	
20	NUT, 1/2-13 HEX NYLON LOCK	F05010-8	1	
21	BELLOWS, 5" ID X 45" BALLSCREW PROTECTIVE	017777	1	
22	CLAMP, BELLOWS WORM	042419	1	
	GUARD ASSEMBLY, UP/DOWN BELLOWS	042416	1	
23	Guard Weldment, Up/Down Bellows	017647	1	
24	Washer, 3/8" SAE Flat	F05011-3	4	
25	Bolt, 3/8-16 x 1" Hex Head	F05007-7	2	
26	Nut, 3/8-16 Hex Nylon Lock	F05010-10	2	
27	Plate, Bellows Guard Bottom	042417	1	
28	BOLT, 5/8-11 X 4 1/2" HEX HEAD GRADE 5	F05009-10	2	
29	NUT, 5/8-11 HEX NYLON LOCK	F05010-34	2	
30	SEAL, 1 5/8" ID THRUST BEARING	042857	1	
31	SPACER, SCREW/BEARING SUPPORT	042856	1	
32	BEARING, 45MM SELF-ALIGNING THRUST CONE	042855-1	1	
33	BEARING, 45MM SELF-ALIGNING THRUST CUP	042855-2	1	
34	SCREW, #10-24 X 3/8" PHILLIPS PAN HEAD	F05004-3	1	
35	BOLT, 7/16-14 X 4" HEX HEAD	F05007-180	1	
36	NUT, 7/16-14 HEX NYLON LOCK	F05010-135	1	
	MIDDLE BALLSCREW MOUNT PARTS (See Section 5.4)			
	TOP BALLSCREW MOUNT PARTS (See Section 5.5)			

¹ 042805 spacer replaces 017778 .35" spacer originally supplied before 4/03. Thinner spacer provides proper clearance between gearbox and coupler.

5.4 Ballscrew Mount (Middle)

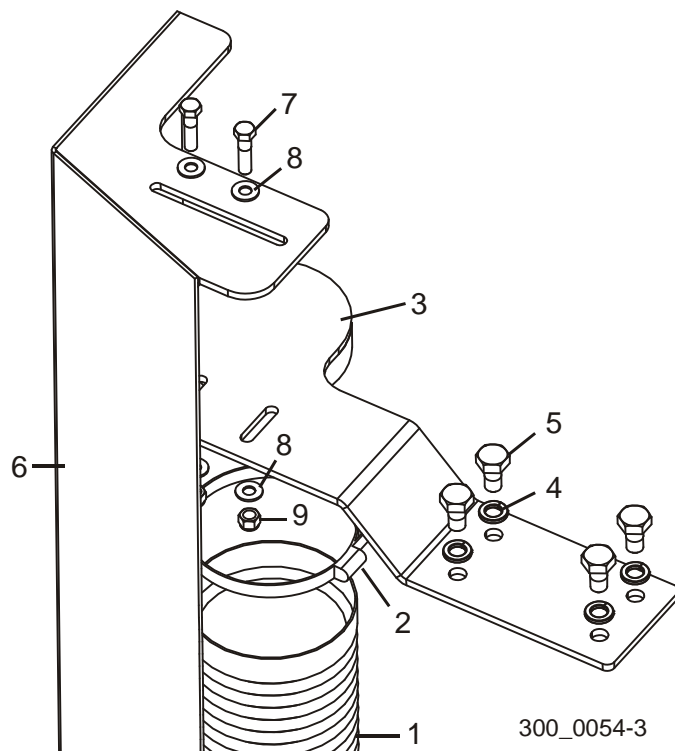


300_0062-2

REF	DESCRIPTION (◆ Indicates Parts Available In Assemblies Only)	PART #	QTY.
1	CLAMP, BALLSCREW BELLOWS	042419	2
	BALLSCREW ASSY, UP/DOWN SERVICE	036595	1
	Ballscrew Kit, Up/Down w/Nut	036596	1
	Shaft, 2" x .5" Ballscrew (Shown in Section 5.3)	042858	1
2	Nut, 2" BallScrew	042791	1
	Grease, 10cc Syringe Up/Down Ballscrew	042399	1

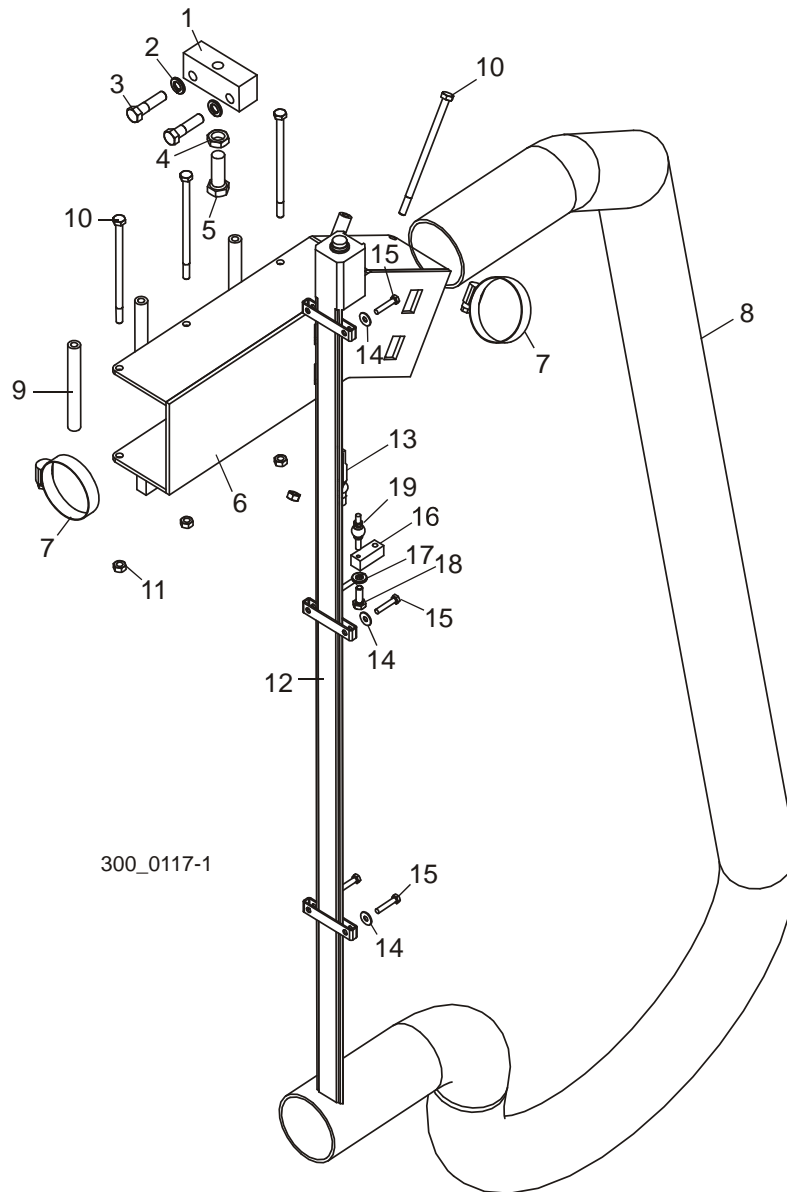
Lower Ballscrew Mount Parts (See Section 5.3)				
3	Flange, 2" BallScrew Nut	042792	1	
4	Plate, BallScrew Nut Wear	042816	1	
5	Bolt, 1/2" x 2 1/4" Shoulder	F05008-136	6	
6	Bracket Weldment, Middle Ballscrew Mount	042819	1	
7	Bolt, 3/8-16 x 1 1/4" Hex Head Grade 5	F05007-123	6	
8	Washer, 3/8" Split Lock	F05011-4	6	
9	Plate, Ballscrew Mount Shim	016800	2	
10	Grommet, 9/32" Hole x 3/16" ID x 7/16" OD	042825	1	
11	Screw, 1/4-28 x 1/4" Brass Tip Socket Set	F05005-42	1	
12	Spacer, 17/64" ID x 1/2" OD x 2 3/4" Long	042821	2	
13	Plate, BallScrew Sensor Mount	042815	1	
14	Washer. 1/4" Split Lock	F05011-14	2	
15	Bolt, 1/4-20 x 3 1/4" Socket head	F05005-154	2	
16	Sensor, BES M12MI-PSH80B S04G Proxy	093168	1	
17	Collar, Ballscrew Nut Stop	042822	1	
18	Pin, 3/8" x 2 1/2" Roll	F05012-114	1	
19	Washer, 3/8" SAE Flat	F05011-3	6	

5.5 Ballscrew Mount (Top)



REF	DESCRIPTION (◆ Indicates Parts Available In Assemblies Only)	PART #	QTY.
1	BELLOWS, 5" ID X 62" BALLSCREW PROTECTIVE	042823	1
2	CLAMP, BALLSCREW BELLOWS	042419	1
3	MOUNT WELDMENT, TOP BELLOWS	042814	1
4	WASHER, 1/2" SPLIT LOCK	F05011-9	4
5	BOLT, 1/2-13 X 1" HEX HEAD	F05008-50	4
6	GUARD PARTS (See Section 5.3)		
7	BOLT, 3/8-16 X 1 1/2" HEX HEAD	F05007-3	2
8	WASHER, 3/8" SAE FLAT	F05011-3	4
9	NUT, 3/8-16 HEX NYLON LOCK	F05010-10	2

5.6 Transducer & Head Stop



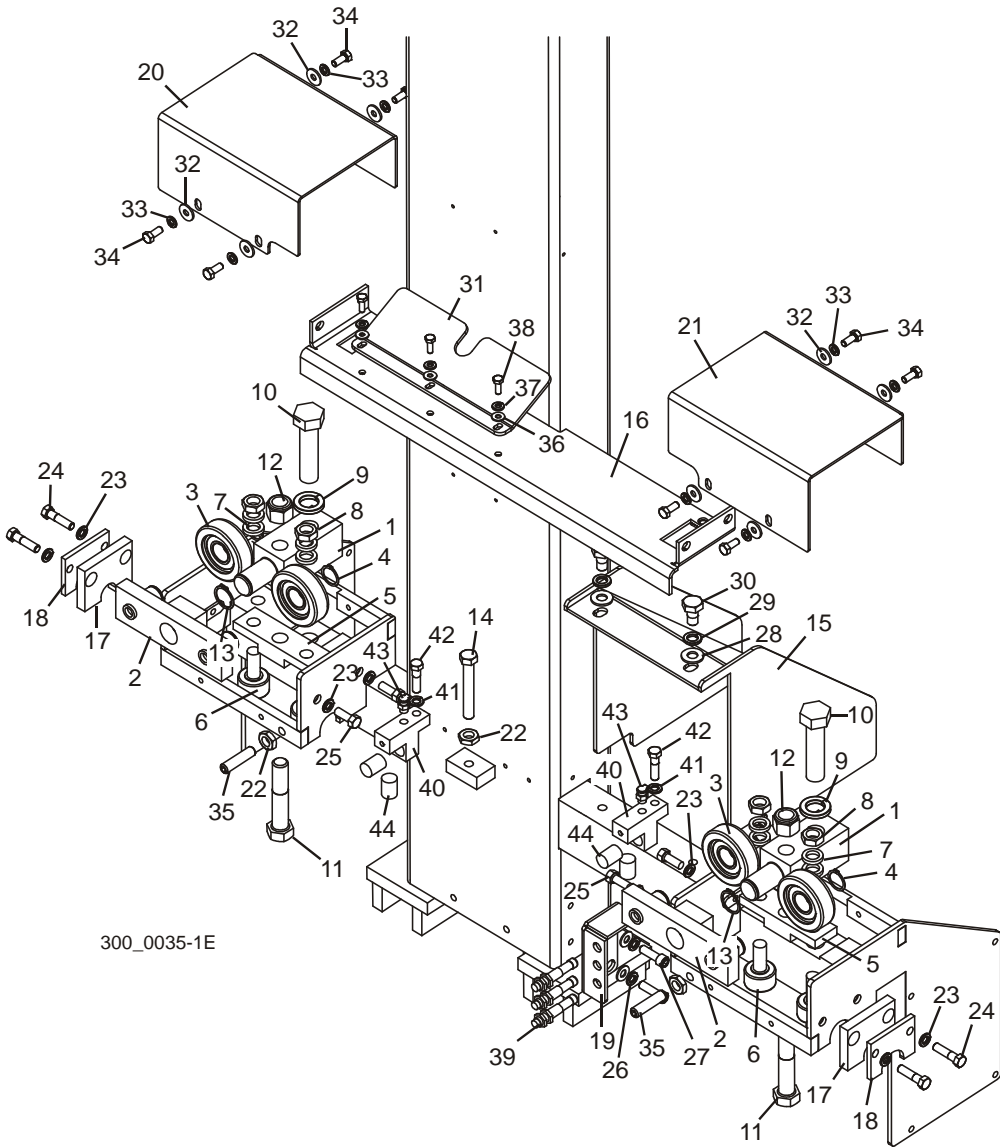
REF	DESCRIPTION (◆ Indicates Parts Available In Assemblies Only)	PART #	QTY.
1	BLOCK, HEAD STOP	023886	1
2	WASHER, 3/8" SPLIT LOCK	F05011-4	5
3	BOLT, 3/8-16 X 1 1/2 HEX HEAD GRADE 5	F05007-78	5
4	NUT, 1/2-13 HEX JAM	F05010-31	1
5	BOLT, 1/2-13 X 1 1/2" HEX HEAD GRADE 5	F05008-33	1
6	BRACKET WELDMENT, TOP WIREWAY	042148	1

5**Up/Down System**
Transducer & Head Stop

7	CLAMP, 2" WORM	P11633	2	
8	SLEEVE, WIRE HARNESS	042422	1	
9	SPACER, WIREWAY	042111	4	
10	BOLT, 1/4-20 X 5" HEX HEAD	F05005-146	4	
11	NUT, 1/4-20 HEX LOCK	F05010-21	4	
12	SENSOR, 36" 4-20MA CAPTIVE SLIDE TRANSDUCER	025042	1	
13	Magnet, Captive Sliding Transducer (Balluff)	052470	1	
	CABLE ASSEMBLY, WM3000 TRANSDUCER SENSOR	050974	1	
14	WASHER, #10 SAE FLAT	F05011-18	6	
15	BOLT, #10-24 X 1" UNSLOTTED HEX HEAD	F05004-156	6	
16	BLOCK, TRANSDUCER SLIDE	042436	1	
17	WASHER, 1/4" SPLIT LOCK	F05011-14	1	
18	BOLT, 1/4-20 X 3/4" HEX HEAD FULL THREAD	F05005-1	1	
19	PIVOT, BALL JOINTED ARM	025197	1	

SECTION 6 POWER FEED

6.1 Upper Track Rollers



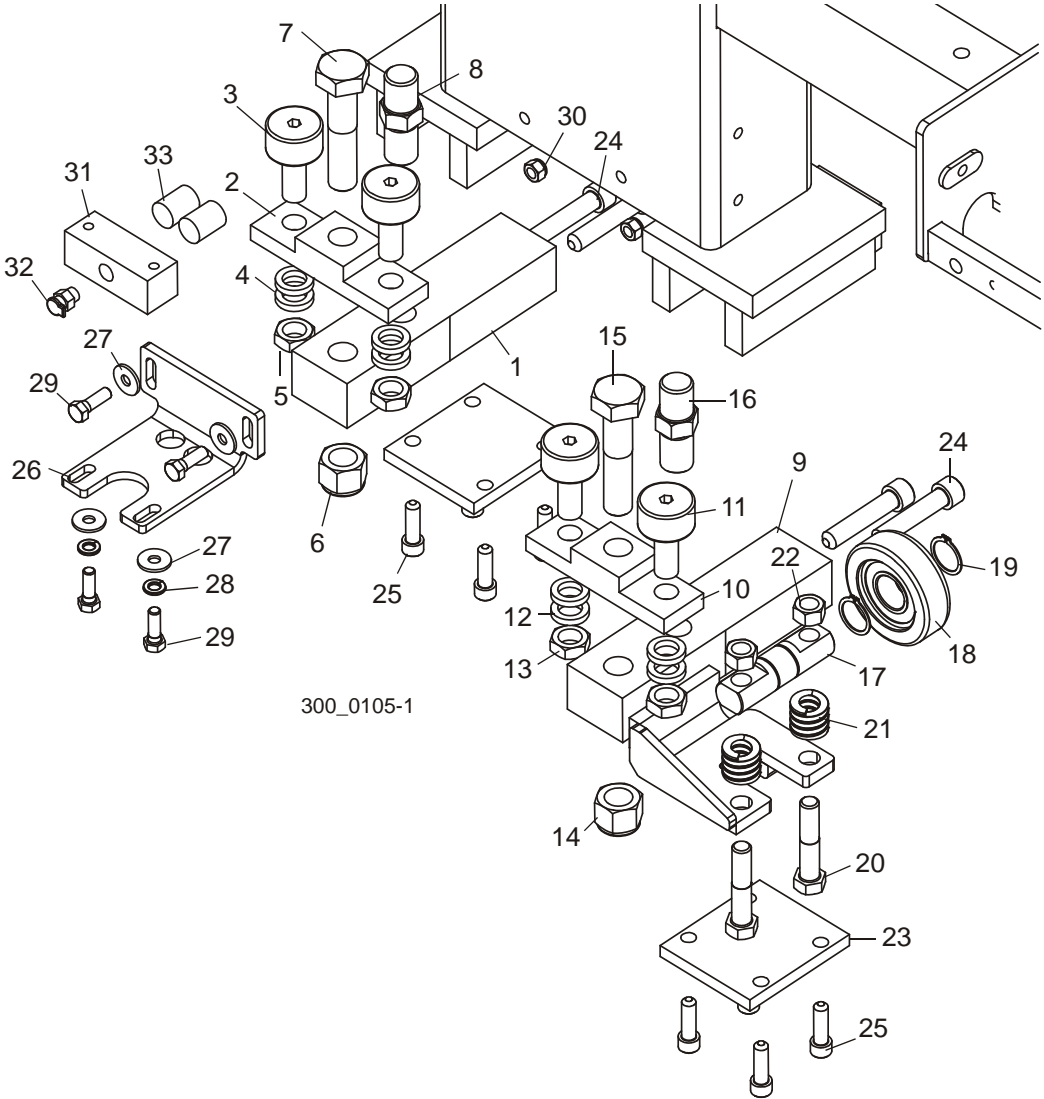
REF	DESCRIPTION (◆ Indicates Parts Available In Assemblies Only)	PART #	QTY.
	BLOCK ASSEMBLY, UPPER TRACK ROLLER	042506	2
1	Block, Upper Track Roller Mount	042505	1
2	Block Assembly, Upper Roller	042507	1
3	Bearing, MG305DDA	023857	2
4	Ring, 1" Outside Retaining	F04254-15	2
5	Block, Track Roller Mount	042500	1

6

Power Feed*Upper Track Rollers*

6	Bearing, 1 1/2" Track Roller	012797	2	
7	Spacer, 41/64" x 1" x 3/16"	S12480	4	
8	Nut, 5/8-18 Hex Jam	F05010-11	2	
9	Washer, 7/8" Split Lock	F05011-46	1	
10	Bolt, 7/8-14 x 3 1/2" Hex Head Grade 5	F05014-1	1	
11	Bolt, 3/4-10 x 4" Hex Head Grade 5	F05013-3	1	
12	Nut, 3/4-10 Hex Nylon Lock	F05010-103	1	
13	Ring, 1 1/8" External Retaining Ring	F04254-36	1	
14	BOLT, 1/2-13 X 3 1/2" HEX HEAD FULL THREAD	F05008-11	1	
15	RAMP WELDMENT, SAWDUST	042379	1	
16	COVER WELDMENT, UPPER TRACK ROLLER CENTER	042391	1	
17	PAD, PLASTIC WIPER	045175	2	
18	PLATE, WIPER PAD	045176	2	
19	BRACKET, PROXIMITY SENSOR MOUNT	042112	1	
20	COVER, RIGHT UPPER TRACK ROLLER	042394	1	
21	COVER, LEFT UPPER TRACK ROLLER	042368	1	
22	NUT, 1/2-13 HEX JAM	F05010-31	3	
23	WASHER, 3/8" SPLIT LOCK	F05011-4	10	
24	BOLT, 3/8-16 X 1 1/2" HEX HEAD	F05007-3	4	
25	BOLT, 3/8-16 X 1" HEX HEAD	F05007-7	4	
26	WASHER, 3/8" SAE FLAT	F05011-3	2	
27	BOLT, 3/8-16 X 1 1/4" SOCKET HEAD	F05007-150	2	
28	WASHER, 1/2" SAE FLAT	F05011-2	2	
29	WASHER, 1/2" SPLIT LOCK	F05011-9	2	
30	BOLT, 1/2-13 X 1" HEX HEAD	F05008-50	2	
31	PLATE, SAWDUST RAMP	016801	1	
32	WASHER, 5/16" STANDARD FLAT	F05011-16	8	
33	WASHER, 5/16" SPLIT LOCK	F05011-13	8	
34	BOLT, 5/16-18 X 3/4" HEX HEAD	F05006-5	8	
35	SCREW, 1/2-13 X 2" FLAT POINT SOCKET SET	F05008-130	2	
36	WASHER, 1/4" SAE FLAT	F05011-11	3	
37	WASHER, 1/4" SPLIT LOCK	F05011-14	3	
38	BOLT, 1/4-20 X 3/4" HEX HEAD	F05005-129	3	
39	SENSOR, XS2D12PA14OD PROXY	093172	3	
40	BLOCK, UPPER TRACK OILER	045045	2	
41	WASHER, 3/8" SPLIT LOCK	F05011-4	2	
42	BOLT, 3/8-16 X 1 1/2" HEX HEAD	F05007-3	2	
43	FITTING, 1/8" NPT OIL W/COVER	036333	2	
44	PAD, ROUND FELT WIPER	033375	4	

6.2 Lower Track Rollers



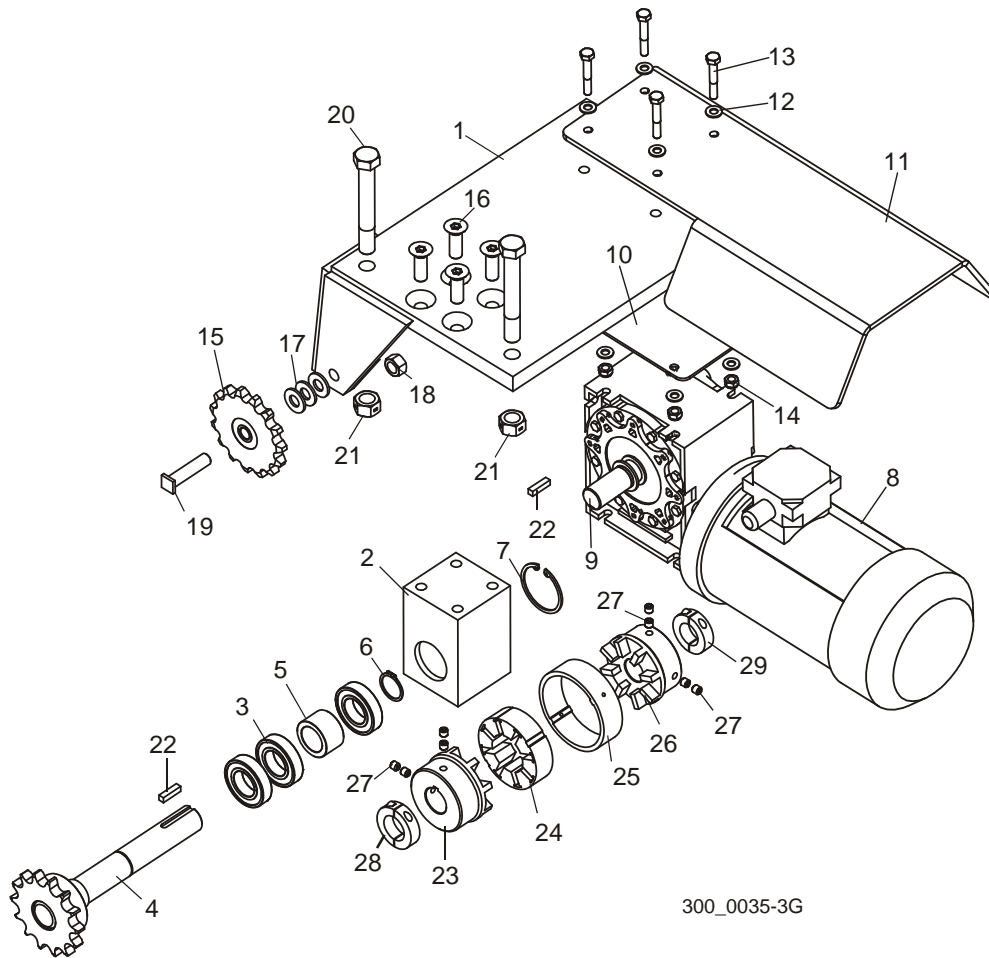
REF	DESCRIPTION (◆ Indicates Parts Available In Assemblies Only)	PART #	QTY.
	BLOCK ASSEMBLY, LOWER TRACK ROLLER	036345	1
1	Block Weldment, Lower Track Roller Mount	036326	1
2	Block, Track Roller Mount	042500	1
3	Bearing, 1 1/2" Track Roller	012797	2
4	Spacer, 41/64" x 1" x 3/16"	S12480	4
5	Nut, 5/8-18 Hex Jam	F05010-11	2
6	Nut, 3/4-10 Hex Nylon Lock	F05010-103	1
7	Bolt, 3/4-10 x 3 1/2" Hex Head	F05009-54	1
8	Pin, Head Safety Lock (Threaded)	036324	1

6

Power Feed*Lower Track Rollers*

	BLOCK ASSEMBLY, LOWER TRACK ROLLER W/BOTTOM ROLLER	036701	1	
9	Block Weldment, Lower Track Roller Mount w/Bottom Roller	036700	1	
10	Block, Track Roller Mount	042500	1	
11	Bearing, 1 1/2" Track Roller	012797	2	
12	Spacer, 41/64" x 1" x 3/16"	S12480	4	
13	Nut, 5/8-18 Hex Jam	F05010-11	2	
14	Nut, 3/4-10 Hex Nylon Lock	F05010-103	1	
15	Bolt, 3/4-10 x 3 1/2" Hex Head	F05009-54	1	
16	Pin, Head Safety Lock (Threaded)	036324	1	
17	Shaft, Bottom Roller Mount	023858	1	
18	Ring, 1" Outside Retaining	F04254-15	2	
19	Bearing, MG305DDA	023857	1	
20	Bolt, 1/2-13 x 2 1/2" Hex Head Grade 5	F05008-74	2	
21	Spring, 1/2" ID x 1" OD x 1" Die	036713	2	
22	Nut, 1/2-13 Hex Lock	F05010-3	2	
23	PLATE, LOWER ROLLER RETAINER	045158	2	
24	BOLT, 1/2-20 X 2 1/2" SOCKET HEAD	F05008-45	4	
25	BOLT, 3/8-16 X 1 1/4" SOCKET HEAD	F05007-150	8	
26	PLATE, LOWER TRACK OILER MOUNT	042415	1	
27	WASHER, 5/16" STANDARD FLAT	F05011-16	4	
28	WASHER, 5/16" SPLIT LOCK	F05011-13	2	
29	BOLT, 5/16-18 X 1" HEX HEAD	F05006-1	4	
30	NUT, 5/16-18 HEX NYLON LOCK	F05010-58	2	
31	BLOCK, LOWER TRACK OILER	036334	1	
32	FITTING, 1/8" NPT OIL W/COVER	036333	1	
33	PAD, ROUND FELT WIPER	033375	2	

6.3 Power Feed Drive



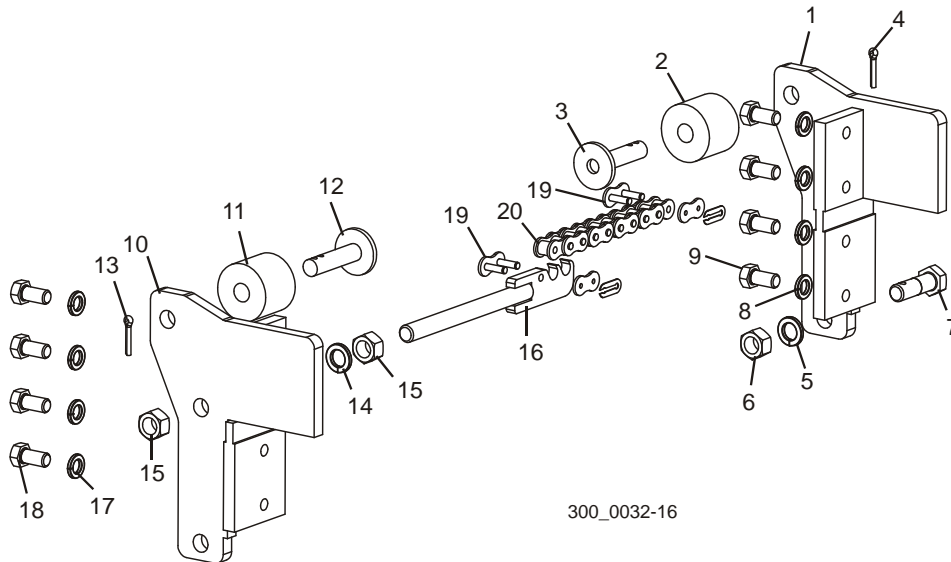
REF	DESCRIPTION (◆ Indicates Parts Available In Assemblies Only)	PART #	QTY.
	DRIVE ASSEMBLY, POWER FEED	042382	1
1	Bracket Weldment, Power Feed Drive Mount	042384	1
	Shaft Assembly, Power Feed Drive	042383	1
2	Block, Power Feed Drive Shaft Bearing	042381	1
3	Bearing, R18 Sealed	034380	3
4	Shaft Weldment, Power Feed Drive	042365	1
5	Spacer, Power Feed Bearing	042387	1
6	Ring, 1 1/8" Outside Retaining	F04254-36	1
7	Ring, 2 1/8" Inside Retaining	F04254-38	1
	Retrofit Kit, WM3000 Power Feed Drive	503409	1
8	Motoreducer, SKISI63-IEC90-90L/4	503380	1
	Reducer, SK16/63 i=5 NORD	503769	1
	Motor, SK90L/4 N=1,5kW n=1400RPM	503767	1

6

Power Feed*Power Feed Drive*

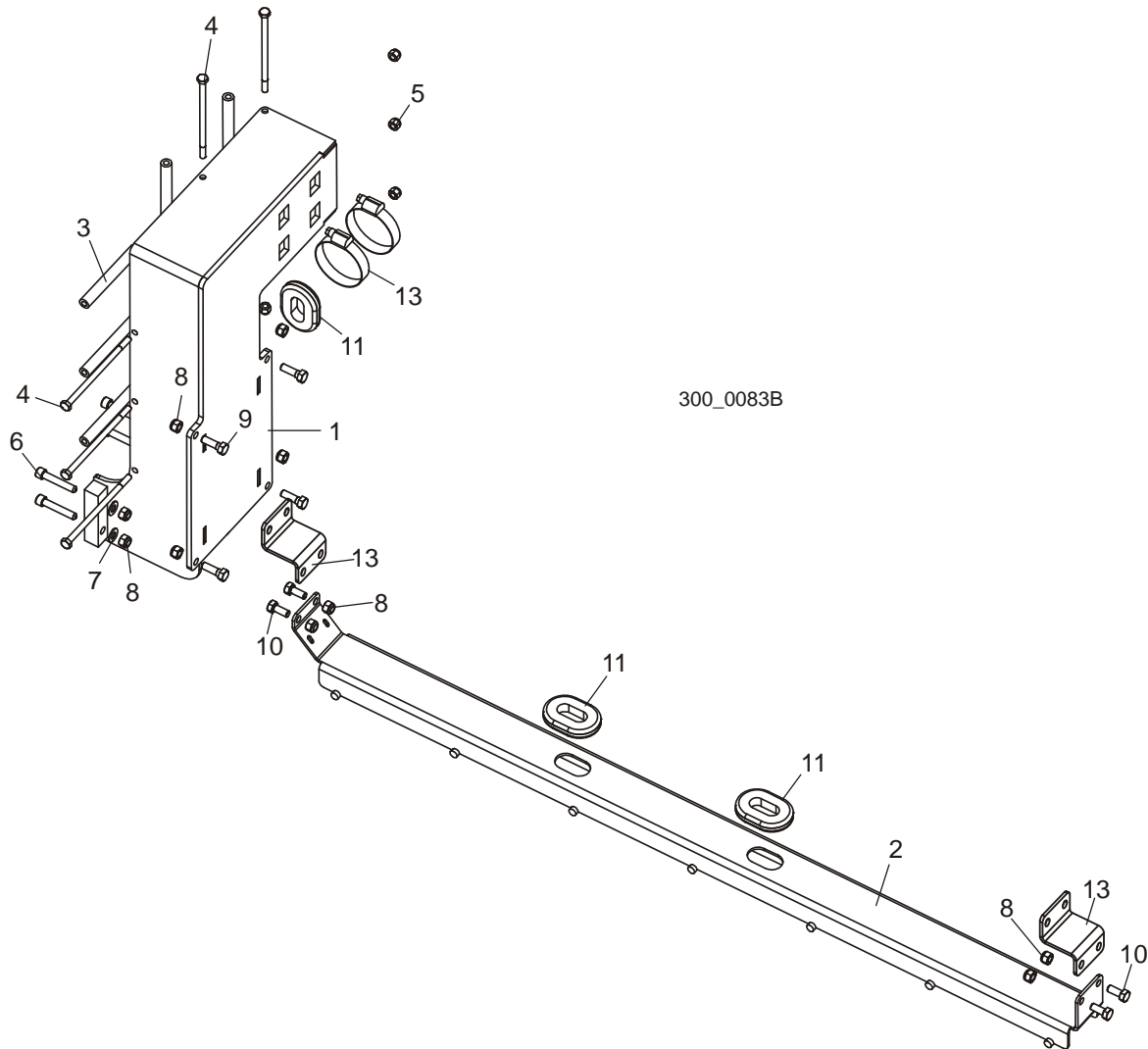
9	Shaft, WM3000 Up/Down Output	503408	1	
10	Plate, WM3000 Power Feed	503383-1	1	
11	Guard, WM3000 Power Feed Motor	503384-1	1	
12	Washer, 8.4 Flat, Zinc	F81054-1	8	
13	Bolt, M8x50 Gr5(8.8) HH Zinc	F81002-10	4	
14	Nut, M8-8-B, Hex, Nylon Lock Zinc	F81032-2	4	
15	Sprocket, 6015 x 1/2" Idler	042367	1	
16	Screw, 1/2-13 x 1 1/2" Flat Socket Head	F05008-80	4	
17	Washer, 1/2" SAE Flat	F05011-2	3	
18	Nut, 1/2-13 Hex Lock	F05010-3	1	
19	Shaft, Power Feed Idler Sprocket	016828	1	
20	Bolt, 5/8-11 x 4 1/2" Hex Head Grade 5	F05009-10	2	
21	Nut, 5/8-11 Hex Lock	F05010-4	2	
22	Key, 1/4" x 1"	S21486	2	
	Coupling, Power Feed Shaft	042655	1	
23	Coupling Body, 10R x 1 1/8"	042655-4	1	
24	Coupling Spider, 10R Urethane	042655-2	1	
25	Coupling Ring, 10R Steel	042655-5	1	
26	Coupling Body, 10R x 1"	042655-1	1	
27	Screw, M8-1.25 x 8mm Socket Head Set	F05004-234	8	
28	Collar, 1 1/8" Shaft Clamp-On	038445	1	
29	Collar, 1" Shaft Clamp-On	038444	1	

6.4 Feed Chain & Stops



REF	DESCRIPTION (◆ Indicates Parts Available In Assemblies Only)	PART #	QTY.
	STOP ASSEMBLY, FRONT SAW HEAD	035646	1
1	Bracket Weldment, Front Saw Head Stop	042408	1
2	Bushing, 11/16" x 2 1/8" x 1 3/4" Rubber	P12165	1
3	Pin Weldment, Head Stop	W09293	1
4	Pin, 3/16" x 1" Cotter	F05012-21	1
5	Washer, 5/8" Split Lock	F05011-27	1
6	Nut, 5/8-18 Hex	F05010-50	1
7	Bolt, #60 Feed Chain Tensioner	035653	1
8	Washer, 1/2" Split Lock	F05011-9	4
9	Bolt, 1/2-13 x 1 Hex Head Grade 8	F05008-128	4
	STOP ASSEMBLY, REAR HEAD	036199	1
10	Stop Weldment, Right	042411	1
11	Bushing, 11/16" x 2 1/8" x 1 3/4" Rubber	P12165	1
12	Pin Weldment, Head Stop	W09293	1
13	Pin, 3/16" x 1" Cotter	F05012-21	1
14	Washer, 5/8" Split Lock	F05011-27	1
15	Nut, 5/8-18 Hex	F05010-50	2
16	Rod Weldment, #60 Feed Chain Tensioner	035652	1
17	Washer, 1/2" Split Lock	F05011-9	4
18	Bolt, 1/2-13 x 1 Hex Head Grade 8	F05008-128	4
19	Link, #60 Master	042398	2
20	Chain, #60 x 27' Power Feed	036200	1

6.5 Lower Wireway



REF	DESCRIPTION (◆ Indicates Parts Available In Assemblies Only)	PART #	QTY.
	CARRIER ASSEMBLY, LOWER MAST CABLE	036342	1
1	Mount Weldment, Cable Carrier	036329	1
2	Cable Carrier, Lower	036341	1
3	Spacer, Wireway	042111	5
4	Bolt, 1/4-20 x 5" Hex Head	F05005-146	5
5	Nut, 1/4-20 Hex Nylon Lock	F05010-69	5
6	Bolt, 5/16-18 x 1 3/4" Socket Head	F05006-65	4
7	Washer, 5/16 SAE Flat	F05011-17	4

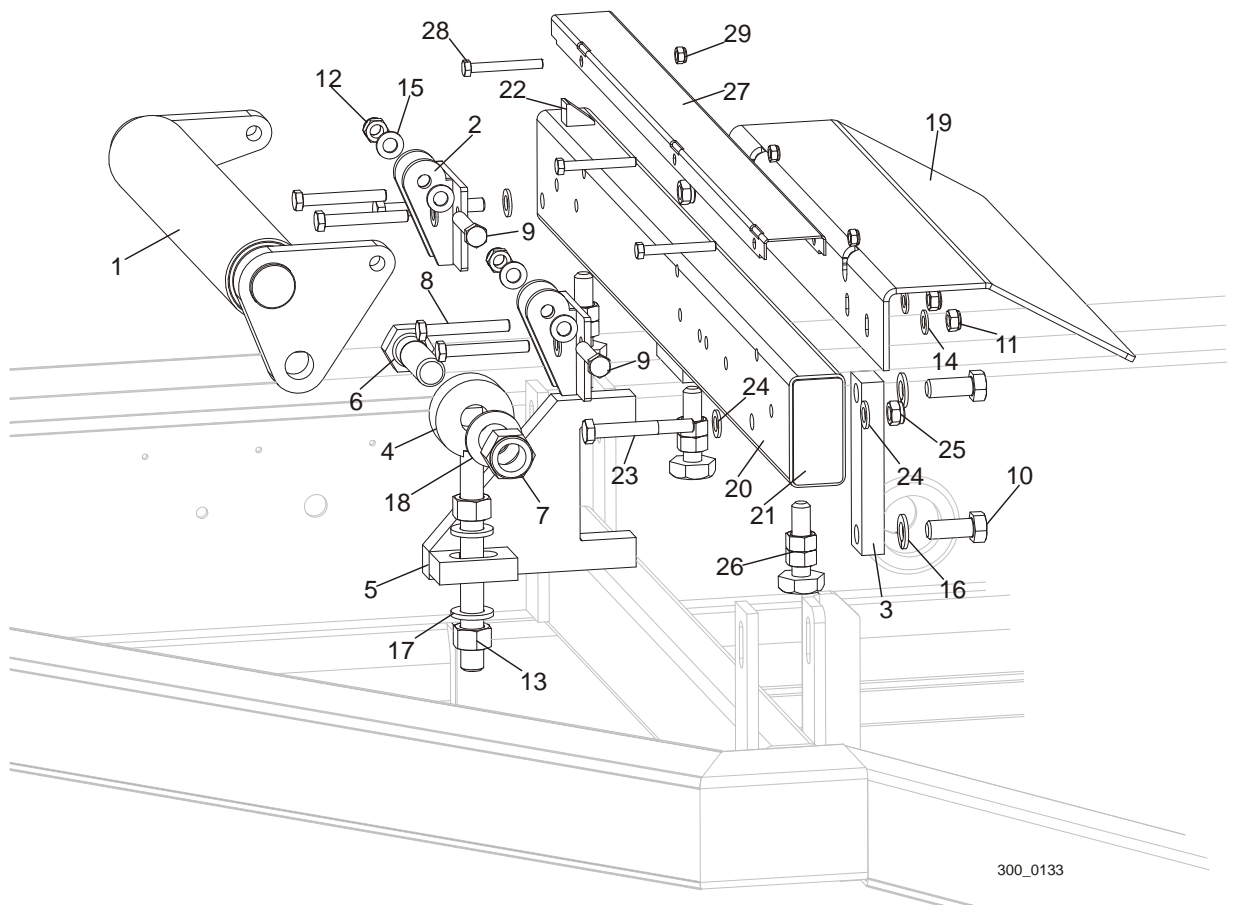
8	Nut, 5/16-18 Hex Nylon Lock	F05010-58	12	
9	Bolt, 5/16-18 x 1" Hex Head	F05006-1	4	
10	Bolt, 5/16-18 x 3/4" Hex Head	F05006-5	4	
11	Grommet, 1" x 1 3/4" Oval Rubber	085613	3	
12	Clamp, 2-1/2" Worm	P09895	2	
13	PLATE, WM3000 CABLE CARRIER LOWER	502893-1	2	

7 BED FRAME ASSEMBLY

Bed Rail, Front

SECTION 7 BED FRAME ASSEMBLY

7.1 Bed Rail, Front



REF	DESCRIPTION (◆ Indicates Parts Available In Assemblies Only)	PART #	QTY.
	ROLLER, LT70/300 MANUAL ADJUSTMENT	093413	1
1	TOE BOARD WELDMENT	086253-1	1
2	BRACKET, TOE BOARD ROLLER MOUNT	087903-1	2
3	PLATE, HYDRAULIC TOEBOARD MOUNT	090086-1	1
4	REGULATOR, LT70/300 IDLE ROLLER ZINC	093573-1	1
5	ROLLER, LT70/300 IDLE ROLLER REGULATOR	093576-1	1
6	BOLT, 1-8x3 1/4 HH Gr5	F05009-51	1
7	NUT, 1-8 SELF LOCK	F05010-109	1
8	BOLT, M10x75-8.8-Fe/Zn5 PN-M/82101	F81003-15	4
9	BOLT, M12X60MM, HEX HEAD GR 8.8	F81004-5	2
10	BOLT, M16X40-8.8 HEX HEAD FULL THREAD ZINC	F81006-13	2
11	NUT, M10-8-B HEX NYLON ZINC LOCK	F81033-1	4

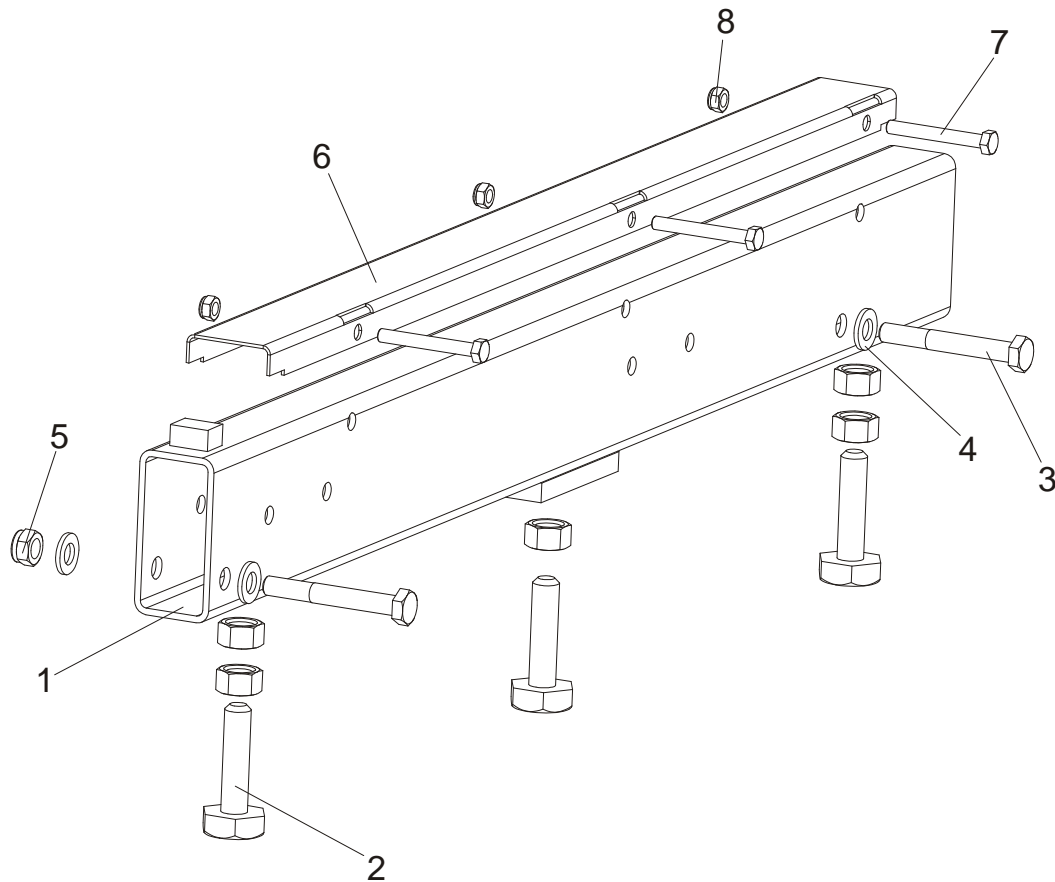
BED FRAME ASSEMBLY*Bed Rail, Front***7**

12	NUT, M12-8 HEX NYLON ZINC LOCK	F81034-2	2	
13	NUT, M20-8-FE/ZN5 PN-86/M-82144	F81037-1	2	
14	WASHER, 10.5 FLAT ZINC	F81055-1	8	
15	WASHER, 13 FLAT ZINC	F81056-1	8	
16	WASHER, 16.3 SPLIT LOCK ZINC	F81058-2	2	
17	WASHER, M20 FLAT ZINC	F81059-2	2	
18	WASHER 28 FE/ZN5	F81061-1	2	
19	PLATE, WM3000 BOARD RETURN	500061-1	1	
20	TUBE, BED RAIL	096994	1	◆
21	PLATE, BED RAIL END CAP	087853	1	◆
22	CUBE, BED RAIL	099954	1	◆
23	BOLT, M12x90-8.8 HEX HEAD ZINC	F81004-2	2	
24	WASHER, 13 FLAT ZINC	F81056-1	4	
25	NUT, M12-8 HEX NYLON ZINC LOCK	F81034-2	2	
26	ADJUSTMENT BOLT (M16) & TWO NUTS	093710	3	
27	COVER, STAINLESS STEEL BED RAIL	S09944	1	
28	BOLT, M8x65-5.8 HEX HEAD ZINC	F81002-3	3	
29	NUT, M8-8-B HEX NYLON ZINC LOCK	F81032-2	3	

7 BED FRAME ASSEMBLY

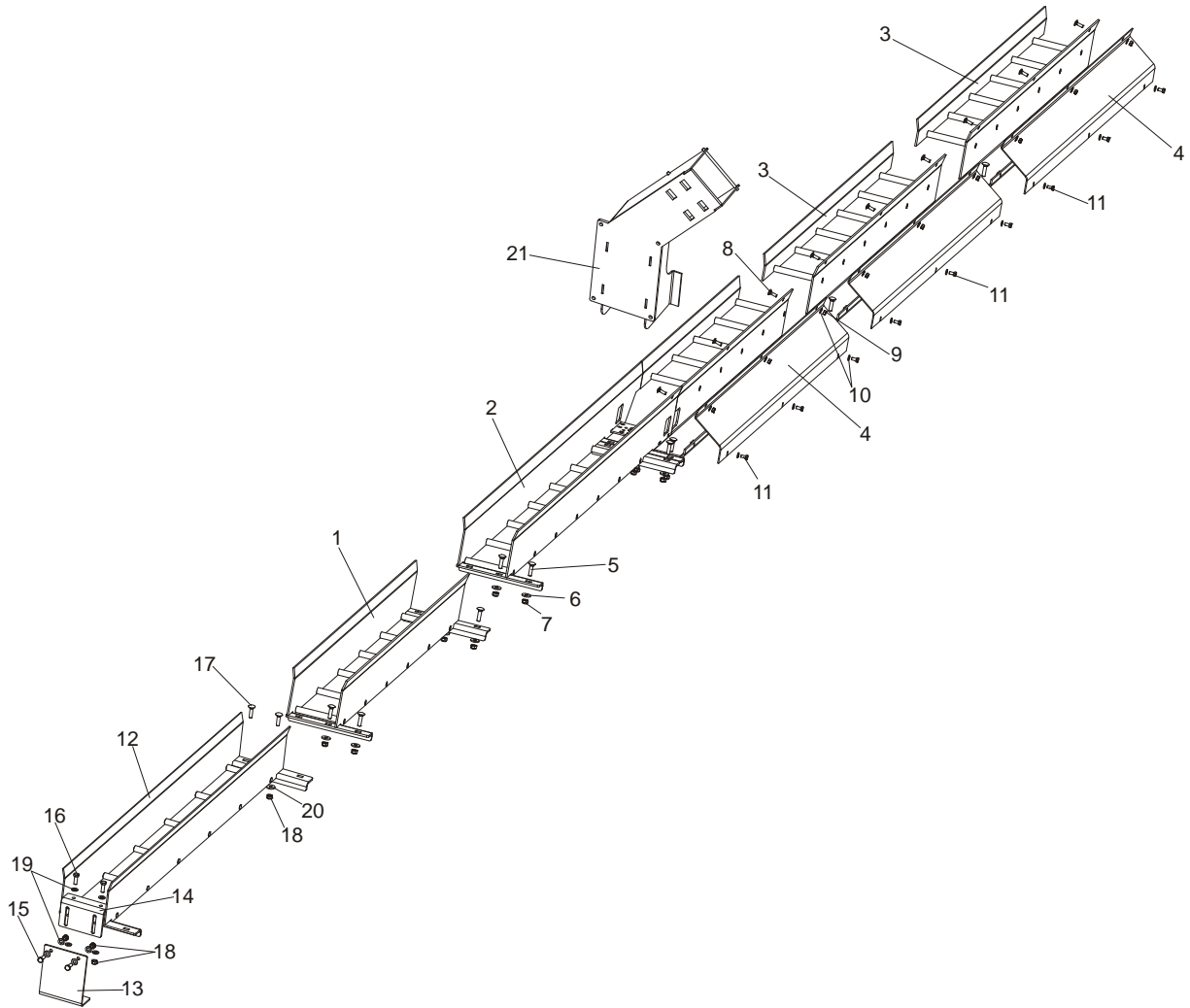
Bed Rails

7.2 Bed Rails



REF	DESCRIPTION (◆ Indicates Parts Available In Assemblies Only)	PART #	QTY.
1	TUBE, BED RAIL	096994	1
2	ADJUSTMENT BOLT (M16) & TWO NUTS	093710	3
3	BOLT, M12x90-8.8 HEX HEAD ZINC	F81004-2	2
4	WASHER, 13 FLAT ZINC	F81056-1	4
5	NUT, M12-8 HEX NYLON ZINC LOCK	F81034-2	2
6	COVER, STAINLESS STEEL BED RAIL	S09944	1
7	BOLT, M8x65-5.8 HEX HEAD ZINC	F81002-3	3
8	NUT, M8-8-B HEX NYLON ZINC LOCK	F81032-2	3

7.3 Wireway Assembly




REF	DESCRIPTION (◆ Indicates Parts Available In Assemblies Only)	PART #	QTY.
	WIREWAY ASSEMBLY, WM3000	093570	
1	Wireway Weldment, WM3000 Painted (1)	093555-1	1
2	Wireway Weldment, WM3000 Painted (3)	093569-1	1
3	Wireway Weldment, WM3000 Painted (2)	093568-1	2
4	Cover, WM3000/300 Wireway (1)	093550	3
5	Bolt, Z M10x40 -8.8 Carriage Head Zinc	F81003-40	15
6	Washer, 10.5 Special Flat Zinc	F81055-6	15
7	Nut, M10-8-B Hex Nylon Zinc Lock	F81033-1	15
8	Bolt, M8x20-8.8 Carriage Head Zinc	F81002-11	9

7 BED FRAME ASSEMBLY

Wireway Assembly

9	Nut, M8-8-B Hex Zinc	F81032-1	9	
10	Washer, 8.4 Flat Zinc	F81054-1	18	
11	Bolt, M8x16 -8.8-B Hex Head Full Thread Zinc	F81002-20	9	
	WIREWAY ASSEMBLY, REAR COMPLETE	099794	1	
12	Wireway Weldment, WM3000 Painted (1)	093555-1	1	
13	Bracket, Wireway Weldment	099791-1	1	
14	Bracket, LT70/300 Wireway Weldment	099793-1	1	
15	Bolt, M10-1.5x25mm HH Gr8.8	F81003-11	2	
16	Bolt, M10X30-5.8 Hex Head Full Threat	F81003-2	2	
17	Bolt, Z M10x40 -8.8 Carriage Head Zinc	F81003-40	2	
18	Nut, M10-8-B Hex Nylon Zinc Lock	F81033-1	6	
19	Washer, 10.5 Flat Zinc	F81055-1	8	
20	Washer, 10.5 Special Flat Zinc	F81055-6	2	
21	BRACKET, CABLE	503061-1	1	

7.4 WM3000/3500 Pantograph Wireway Assembly



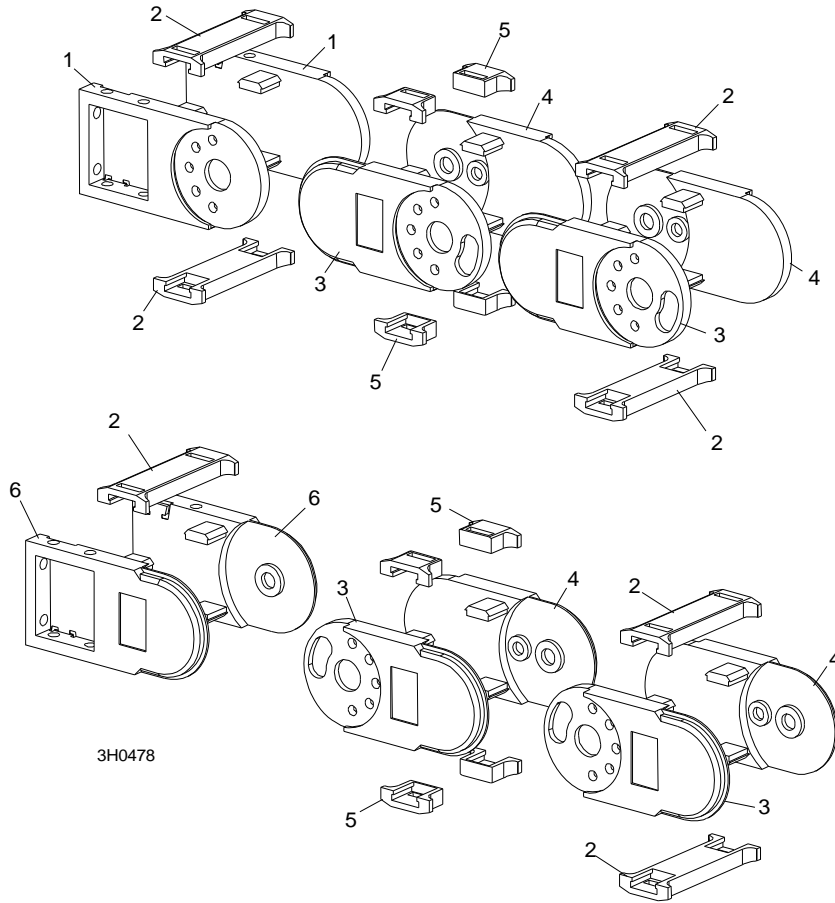
REF	DESCRIPTION (◆ Indicates Parts Available In Assemblies Only)	PART #	QTY.
	PANTOGRAPH WIREWAY ASSEMBLY, WM3000/3500	506176	1
	Cover Front, Wireway	505241	1
	THROUGH 1 BOTTOM WM3000/3500	505239-1	1
1	THROUGH HYDRAULIC HOSES.WM3000/3500	505254	1

7 BED FRAME ASSEMBLY

WM3000/3500 Pantograph Wireway Assembly

2	BOLT, M8x20mm,HH,GR 8.8,FULL THRD,ZINC	F81002-1	3	
3	Cover Side, Wireway	505218-1	1	
4	Cover Up-Middle, Wireway	505240-1	1	
5	WASHER, 8.4 FLAT,ZINC	F81054-1	9	
6	BOLT M8x16 -8.8-B-Fe/Zn5	F81002-20	6	
7	NUT,M8-8-B,HEX,NYLON LOCK ZINC	F81032-2	3	
	Cover Middle, Wireway	505252	1	
	THROUGH MIDDLE BOTTOM WM3000/3500	505253-1	1	
8	THROUGH HYDRAULIC HOSES.WM3000/3500	504545	1	
9	BOLT, M8x20mm,HH,GR 8.8,FULL THRD,ZINC	F81002-1	3	
10	Cover Side-Middle, Wireway	505255-1	1	
11	Cover Up-Middle, Wireway	505240-1	1	
12	WASHER, 8.4 FLAT,ZINC	F81054-1	9	
13	BOLT M8x16 -8.8-B-Fe/Zn5	F81002-20	6	
14	NUT,M8-8-B,HEX,NYLON LOCK ZINC	F81032-2	3	
	Cover Middle, Wireway	505242	1	
	THROUGH MIDDLE BOTTOM WM3000/3500	505243-1	1	
15	THROUGH MIDDLE HYDRAULIC HOSES.WM3000/3500	504546	1	
16	BOLT, M8x20mm,HH,GR 8.8,FULL THRD,ZINC	F81002-1	3	
17	Cover Side-Middle, Wireway	505244-1	1	
18	Cover Up-Middle, Wireway	505245-1	1	
19	WASHER, 8.4 FLAT,ZINC	F81054-1	9	
20	BOLT M8x16 -8.8-B-Fe/Zn5	F81002-20	6	
21	NUT,M8-8-B,HEX,NYLON LOCK ZINC	F81032-2	3	
	Cover Rear, Wireway	505247	1	
	THROUGH REAR BOTTOM WM3000/3500	505248-1	1	
22	THROUGH HYDRAULIC HOSES.WM3000/3500	504547	1	
23	BOLT, M8x20mm,HH,GR 8.8,FULL THRD,ZINC	F81002-1	3	
24	Cover Side-Rear, Wireway	505249-1	1	
25	Cover Up-Rear, Wireway	505250-1	1	
26	WASHER, 8.4 FLAT,ZINC	F81054-1	9	
27	BOLT M8x16 -8.8-B-Fe/Zn5	F81002-20	6	
28	NUT,M8-8-B,HEX,NYLON LOCK ZINC	F81032-2	3	
	Cover Rear, Wireway	509408	1	
	THROUGH REAR BOTTOM WM3000/3500 WITH PANTOGRAPH	509413-1	1	
29	THROUGH HOSES REAR .WM3000/3500	509414	1	
30	BOLT, M8x20mm,HH,GR 8.8,FULL THRD,ZINC	F81002-1	3	
31	Cover Side,WM3000/3500 With Pantograph	509412-1	1	
32	Cover Up, WM3000/3500 With Pantograph	509410-1	1	
33	WASHER, 8.4 FLAT,ZINC	F81054-1	9	
34	BOLT M8x16 -8.8-B-Fe/Zn5	F81002-20	6	
35	NUT,M8-8-B,HEX,NYLON LOCK ZINC	F81032-2	3	

7.5 Cable Carrier

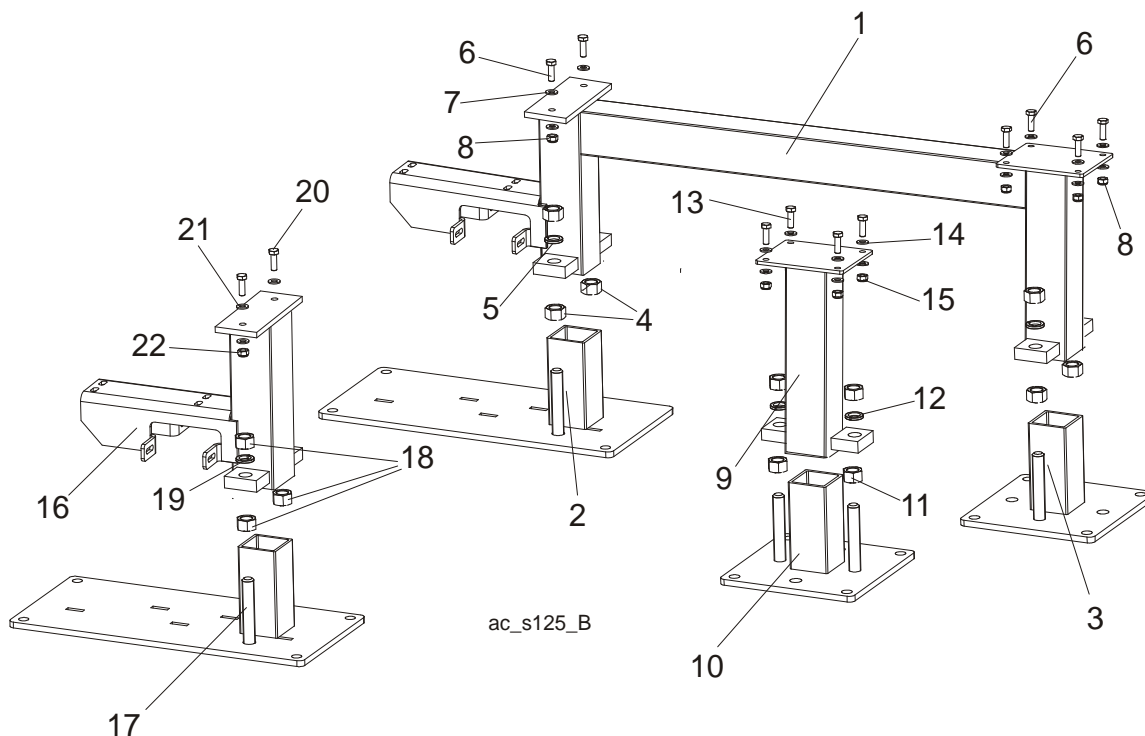


REF	DESCRIPTION (◆ Indicates Parts Available In Assemblies Only)	PART #	QTY.
	CABLE CARRIER, LT70REMOTE/WM3000	094389	1
1	Link, Nylon Chain Top Mount	023612-3	2
2	Brace, Nylon Chain Long Cross	023612-4	68
3	Link, Nylon Chain Right Side #4040AA	036219	66
4	Link, Nylon Chain Left Side #4040AA	036220	66
5	Brace, Nylon Chain Short Cross	023612-5	136
6	Link, Nylon Chain Bottom Mount	023612-9	2

7 BED FRAME ASSEMBLY

Stationary Legs

7.6 Stationary Legs



REF	DESCRIPTION (◆ Indicates Parts Available In Assemblies Only)	PART #	QTY.
	STATIONARY LEG KIT, WM3000	092975-1	
	Leg Assembly, WM3000 Stationary (3)	089288	5
1	Leg Weldment, Stationary Painted - Upper Part (2)	089277-1	1
2	Plate Weldment, WM3000 Leg Foot (2)	093564-1	1
3	Plate Weldment, Leg Foot	089283-1	1
4	Nut, M20-8 Hex Zinc	F81037-1	8
5	Washer, 20.5 Split Lock Zinc	F81059-1	4
6	Bolt, M10x30-5.8 Hex Head Full Thread Zinc	F81003-2	6
7	Washer, 10.5 Flat Zinc	F81055-1	12
8	Nut, M10-8-B Hex Nylon Zinc Lock	F81033-1	6
	Stationary Leg, WM3000	093326	1
9	Leg Weldment, WM3000 Stationary -Upper Part (2)	091790-1	1
10	Plate Weldment, Leg Foot (3)	089283-1	1
11	Nut, M20-8 Hex Zinc	F81037-1	4
12	Washer, 20.5 Split Lock Zinc	F81059-1	2
13	Bolt, M10x30-5.8 Hex Head Full Thread Zinc	F81003-2	4
14	Washer, 10.5 Flat Zinc	F81055-1	8
15	Nut, M10-8-B Hex Nylon Zinc Lock	F81033-1	4
	Stationary Leg, WM3000 (2)	093325	1

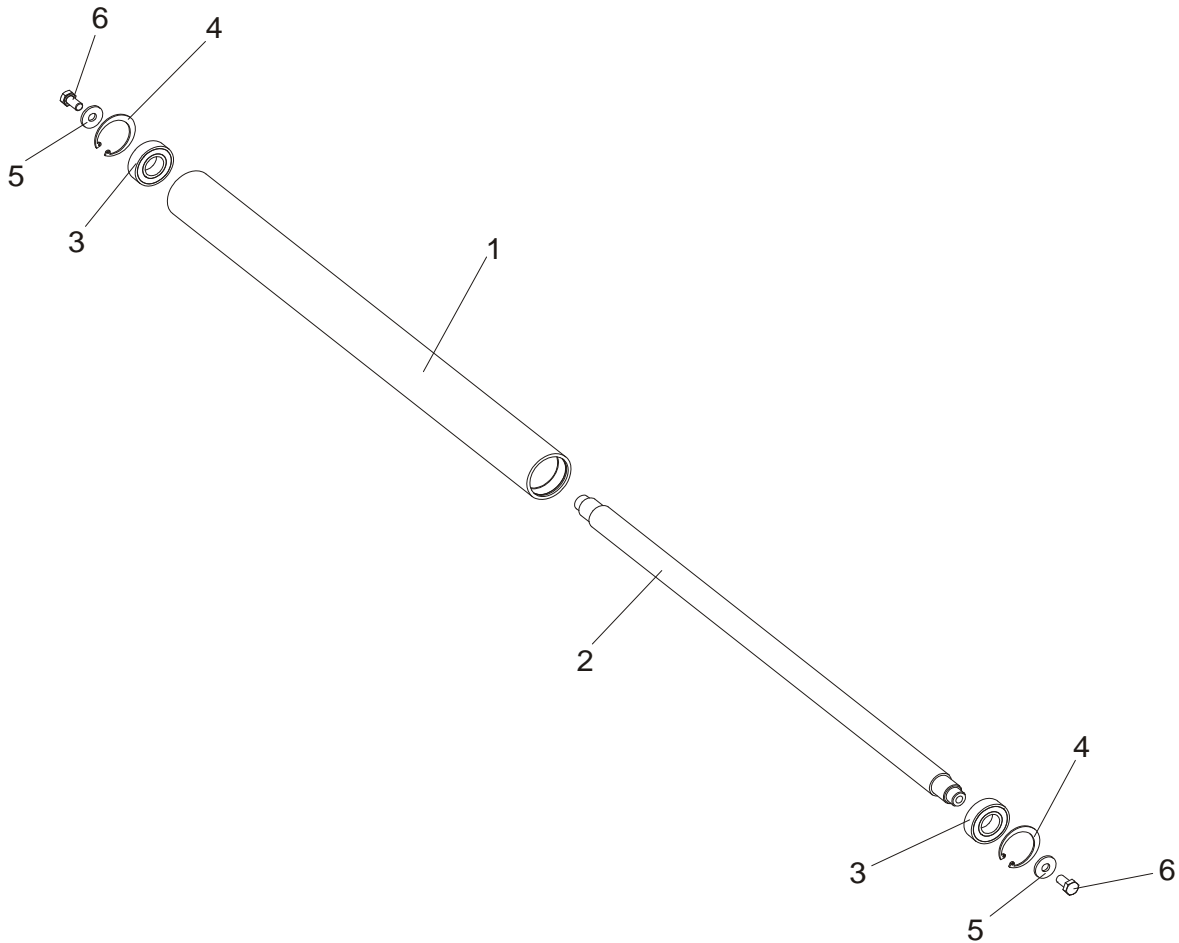
BED FRAME ASSEMBLY*Stationary Legs***7**

16	Leg Weldment, WM3000 Stationary - Upper Part (5)	089350-1	1	
17	Plate Weldment, WM3000 Leg Foot (2)	093564-1	1	
18	Nut, M20-8 Hex Zinc	F81037-1	4	
19	Washer, 20.5 Split Lock Zinc	F81059-1	2	
20	Bolt, M10x30-5.8 Hex Head Full Thread Zinc	F81003-2	2	
21	Washer, 10.5 Flat Zinc	F81055-1	4	
22	Nut, M10-8-B Hex Nylon Zinc Lock	F81033-1	2	

7 BED FRAME ASSEMBLY

Board Return Roller Assembly

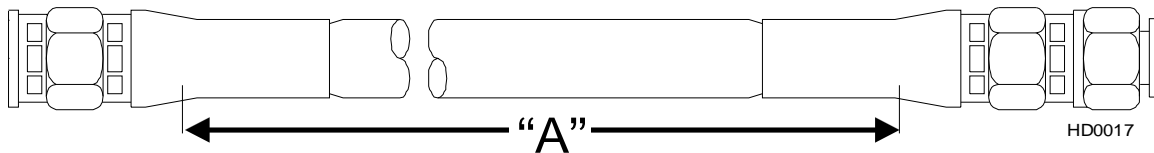
7.7 Board Return Roller Assembly



REF	DESCRIPTION (◆ Indicates Parts Available In Assemblies Only)	PART#	QTY.	
	ROLLER ASSEMBLY, WM3000 PAINTED	093291	1	
	Tube, WM3000 Roller	091782-1	1	
1	Tube, WM3000 Roller	091781	1	
2	Shaft, WM3000 Roller	091793	1	
3	Bearing, 6205 2RS	091804	2	
4	Ring, W50 Inside Retaining	091805	2	
5	Washer, 10.5 Special Flat Zinc	F81055-6	2	
6	Bolt, M10x20-5.8 Hex Head Full Thread Zinc	F81003-1	2	

SECTION 8 HYDRAULIC SYSTEM

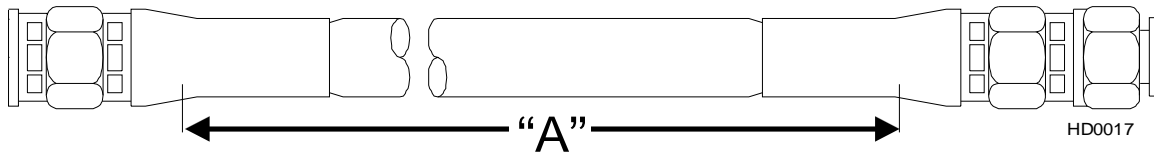
8.1 Hydraulic Hoses, Standard Hydraulic System



Symbol	Color Code	Qty.	Length "A"	Description	Wood-Mizer Part No.
H1	None	1	0,95m	3/8" Left Side Support, Down	094595
H2	None	1	0,95m	3/8" Right Side Support, Up	094595
H3	None	1	0,75m	3/8" Left Side Support, Up	094596
H4	None	2	0,65m	3/8" Turner Hose	094597
H5	Cherry/Black	2	7,4m	1/4" Power Roller (096040) Up/down	094755
H6	White/Orange	2	3,8m	1/4" 1st Clamp, Front/rear	094779
H7	None	1	5,2m	3/8" Right Side Support, Down	097067
H8	None	1	5,2m	3/8" Pump - Hydraulic Box	097067
H9	White	1	5,2m	3/8" 2-plane Clamp (088658), Front	097067
H10	Brown/Black	2	5,2m	3/8" Chain Turner (006095), Power/Motor	097067
H11	Yellow	1	6,6m	1/4" 2-plane Clamp (088658), down	506928
H12	None/None	2	6,3m	1/4" Power Roller (096040) Power/Motor	506929
H13	Silver/Brown	2	2,9m	1/4" Toe Board	506932
H14	Red/Blue	2	3,7m	1/4" 1st Clamp, Up/Down	506933
H15	None	1	3,0m	3/8" Control Box - Hydraulic Box	506962
H16	Red/Blue	2	7,3m	1/4" - 2nd Clamp (089545), Up/Down	507219
H17	White/Orange	2	7,0m	1/4" - 2nd Clamp (089545), Front/Rear	507220
H18	Green	1	6,9m	1/4" 2-Plane Clamp (088658), Up	507221
H19	Orange	1	5,4m	3/8" 2-Plane Clamp (088658), Rear	507224
H20	Pink/None	2	4,7m	3/8" Chain Turner (006095) Up/Down	507225

TABELA 8-0

8

HYDRAULIC SYSTEM*Hydraulic Hoses, Super Hydraulic System***8.2 Hydraulic Hoses, Super Hydraulic System**

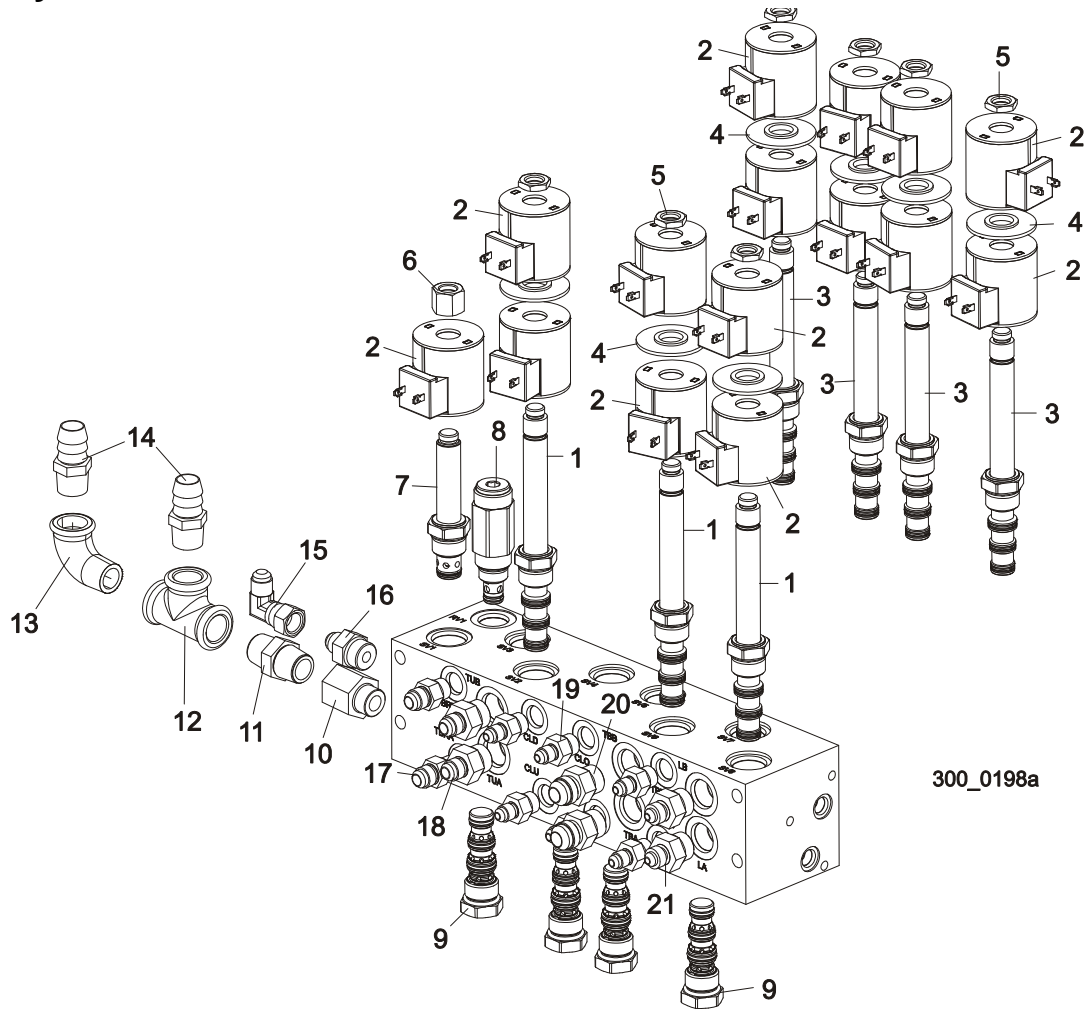
Symbol	Color Code	Qty.	Length "A"	Description	Wood-Mizer Part No.
H1	Red/Blue	2	7,2m	1/4" 2nd Pull-Down Clamp (Up-Down)	506925
H2	White/Orange	2	6,8m	1/4" 2nd Pull-Down Clamp (In-Out)	506926
H3	Cherry/Black	2	7,4m	1/4" Power Roller (Up-Down)	506927
H4	Green	1	6,6m	1/4" 2-Plane Clamp (Up)	506928
H5	Yellow	1	6,3m	1/4" 2-Plane Clamp (Down)	506929
H6	Orange	1	5,1m	3/8" 2-Plane Clamp (In)	506930
H7	White	1	5m	3/8" 2-Plane Clamp Out)	506931
H8	Silver/Brown	2	2,9m	1/4" Toe Board	506932
H9	Red/Blue	2	3,7m	1/4" 1st Pull-Down Clamp (In/Out)	506933
H10	None	2	6,5m	1/4" Power Roller, Hydro Motor	506934
H11	None	1	1,1m	3/8" Hydraulic Pump	506935
H12	None	2	1,55m	3/8" 2nd Side Support Tee Fitting, Up	506936
H13	Brown	1	4,1m	3/8" 1 st Chain Turner - Hydraulic Box	506937
H14	Black	1	5,7m	3/8" 2nd Chain Turner - Hydraulic Box	506938
H15	Green	1	3,7m	3/8" Hydraulic Box - Sequence Valve, Return	506939
H16	Pink	1	3,3m	3/8" Hydraulic Box - Sequence Valve, Power	506940
H17	None	1	0,3m	3/8" Sequence Valve - Tee Fitting (Turner Return)	506941
H18	None	2	0,5m	3/8" 1st Chain Turner - Sequence Valve / Down	506943
H19	None	1	0,65m	3/8" 1st Chain Turner - Sequence Valve / Up	506944
H19	None	1	0,7m	3/8" Sequence Valve - Block (two blocks connecting)	506945
H20	None	1	2,4m	3/8" 2nd Chain Turner - Sequence Valve / Up	506946
H19	None	1	2,2m	3/8" 2nd Chain Turner - Sequence Valve / Down	506947
H19	None	1	2,25m	3/8" Tee Fitting - 1st Side Support / Up	506948
H19	None	1	2,15m	3/8" Tee Fitting - 1st Side Support / Down	506949

TABELA 8-0

H19	Orange/White	1	3,5m	1/4" 1st Pull-Down Clamp (Up/Down)	506959
H20	None	1	3,1m	3/8" 1 st Chain Turner - 2 nd Chain Turner	506960
H19	None	1	0,8m	3/8" Tee Fitting - Tee Fitting (Side Supports Connection)	506961
H19	None	1	3m	3/8" Tee Fitting - 2nd Side Support / Up	506962
H19	None	1	1,1m	3/8" Tee Fitting - 2nd Side Support / Down	506963
H19	None	1	1,85m	3/8" Tee Fitting - 3rd Side Support / Up	506964
H20	None	1	1,8m	3/8" Tee Fitting - 3rd Side Support / Down	506965

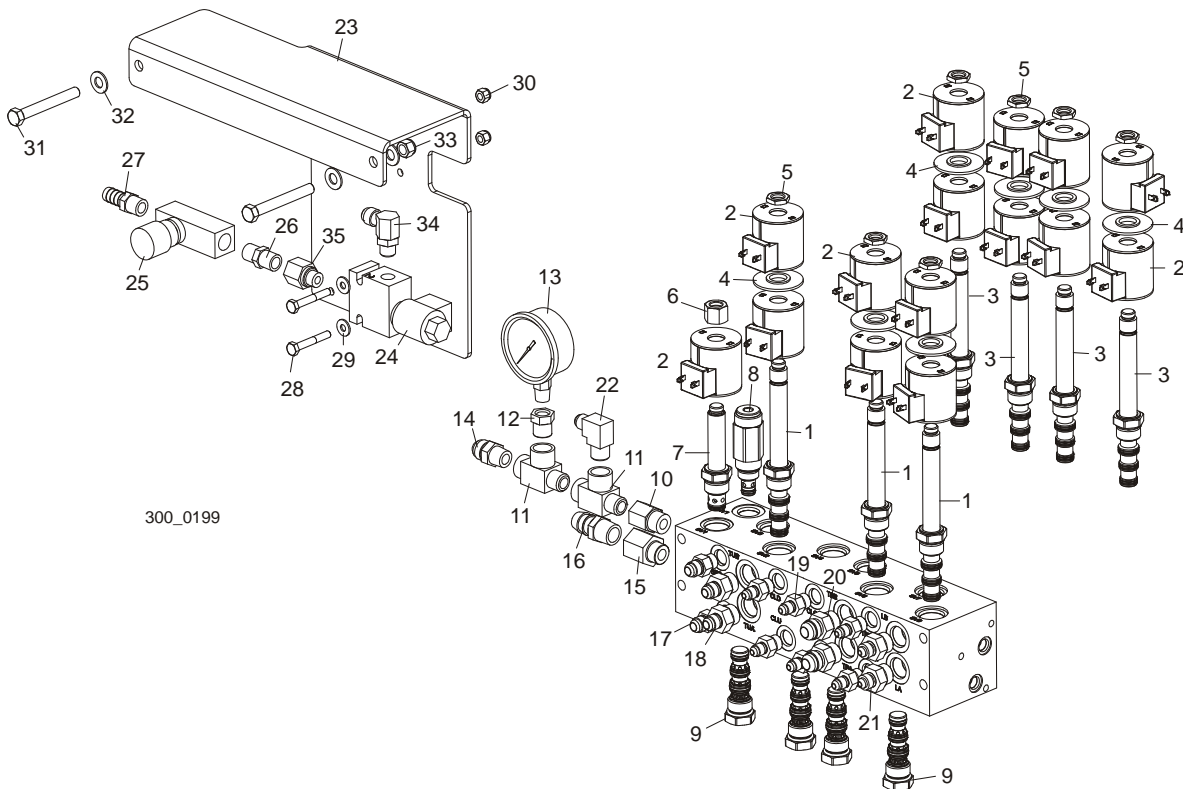
TABELA 8-0

8.3 Hydraulic Valves



REF	DESCRIPTION (◆ Indicates Parts Available In Assemblies Only)	PART #	QTY.
	VALVE ASSEMBLY, HYDRAULIC	505256	1
	Valve, 7-Spool Expandable Hydraulic	025689	1
1	Valve, SV10-47C Hydraulic	025830	3
2	Coil, 24VDC Hydraulic Valve	025835	15
3	Valve, SV10-47D Hydraulic	025829	4
4	Spacer, SV10-47 Valve Coil	025838	7
5	Nut, SV10-47 Valve Coil	025837	7
6	Nut, SV10-21 Valve Coil	025836	1
7	Valve, SV10-21 Hydraulic	025831	1
8	Valve, Relief	025833	1
9	Valve, Dual PO Check	025832	4
10	Fitting, #8SAE - 1/2NPT Female Adapter	035620	1
11	Nipple, N8 3/4" Male zinc-plated	094751	1
12	B1- Connector, 3/4" zinc-plated TEE	094750	1

13	A4-Elbow, WZ 1/2" zinc	094749	1	
14	Fitting 1/2"NPTx3/4" HOSE BARB	035621	2	
15	ELBOW M/F-90-9/16 JIC	500597	1	
16	FITTING, 8SAE-6JIC	P12703	1	
17	Fitting, 3/8" O-Ring x 3/8" JIC	014687	2	
18	Fitting, #8 SAE x #6 JIC	P12703	2	
19	Fitting, 1/4" JIC x 3/8" O-Ring	P26284	6	
20	Fitting, #8 SAE x #8 JIC	028076	2	
21	Fitting, #8 SAE x 1/4" JIC	036759	2	
	VALVE CONNECTOR, WITH BUILT-IN LED	094556		



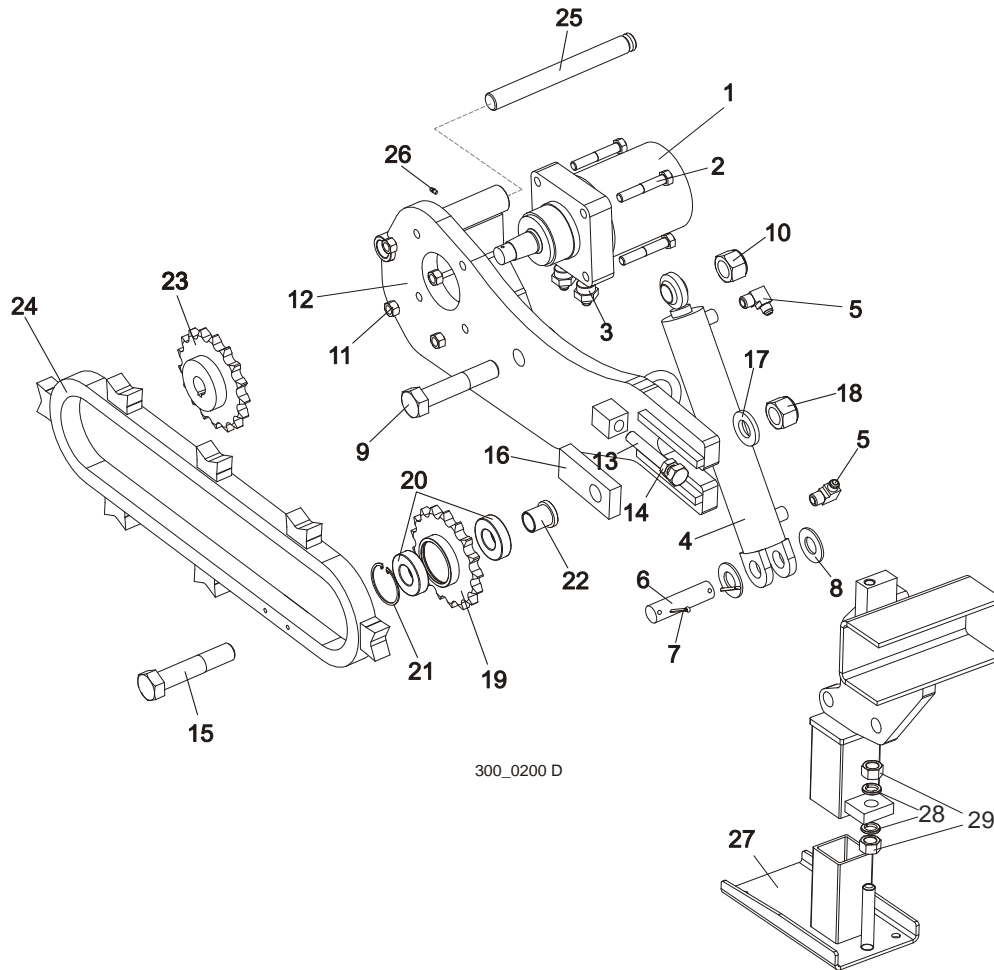
REF	DESCRIPTION (◆ Indicates Parts Available In Assemblies Only)	PART #	QTY.	
	VALVE ASSEMBLY, HYDRAULIC	008932	1	
	Valve, 7-Spool Expandable Hydraulic	025689	1	
1	Valve, SV10-47C Hydraulic	025830	3	
2	Coil, 24VDC Hydraulic Valve	025835	15	
3	Valve, SV10-47D Hydraulic	025829	4	
4	Spacer, SV10-47 Valve Coil	025838	7	
5	Nut, SV10-47 Valve Coil	025837	7	
6	Nut, SV10-21 Valve Coil	025836	1	
7	Valve, SV10-21 Hydraulic	025831	1	

8

HYDRAULIC SYSTEM*Hydraulic Valves*

8	Valve, Relief	025833	1	
9	Valve, Dual PO Check	025832	4	
10	Fitting, #8 SAE x 3/8" NPT Female Adapter	P12706	1	
11	Fitting, 3/8" NPT Male Run Tee	016822	12	
12	Fitting, 3/8" NPT-1/4 NPT Reducer	015490	1	
13	Gauge, 5000 PSI Hydraulic	P10052	1	
14	Fitting, 3/8" NPT x #8 JIC	036822	1	
15	Fitting, #8SAE x 1/2" NPT Female Adapter	035620	1	
16	Fitting, 1/2" NPT x 3/4" Hose Barb	035621	1	
17	Fitting, 3/8" O-Ring x 3/8" JIC	014687	2	
18	Fitting, #8 SAE x #6 JIC	P12703	2	
19	Fitting, 1/4" JIC x 3/8" O-Ring	P26284	6	
20	Fitting, #8 SAE x #8 JIC	028076	2	
21	Fitting, #8 SAE x 1/4" JIC	036759	2	
22	Fitting, 3/8" NPT x 3/8" JIC 90° Elbow	016820	1	
	VALVE ASSEMBLY, FLOW CONTROL	008926	1	
23	Plate, Diverter Valve Mount	007272	1	
24	Valve, Solenoid Poppet 2-Way Normally Open	008739	1	
25	Valve, Hydraulic Flow Control	008740	1	
26	Fitting, 3/8" NPT Hex Nipple	008928	1	
27	Fitting, 3/8" NPT Male x 1/2" Hose Barb	008929	1	
28	Bolt, 1/4-20 x 1 3/4" Hex Head Grade 5	F05005-68	2	
29	Washer, 1/4" SAE Flat	F05011-11	2	
30	Nut, 1/4-20 Hex Nylon Lock	F05010-69	2	
31	Bolt, 3/8-16 x 3" Hex Head Full Thread	F05007-1	2	
32	Washer, 3/8" SAE Flat	F05011-3	4	
33	Nut, 3/8-16 Hex Nylon Lock	F05010-10	2	
34	Fitting, #6 SAE x 3/8" JIC Elbow	P12704	1	
35	Fitting, 3/8" SAE x 3/8" NPT Adaptor	006487	1	
	VALVE CONNECTOR, WITH BUILT-IN LED	094556		

8.4 Hydraulic Log Turner



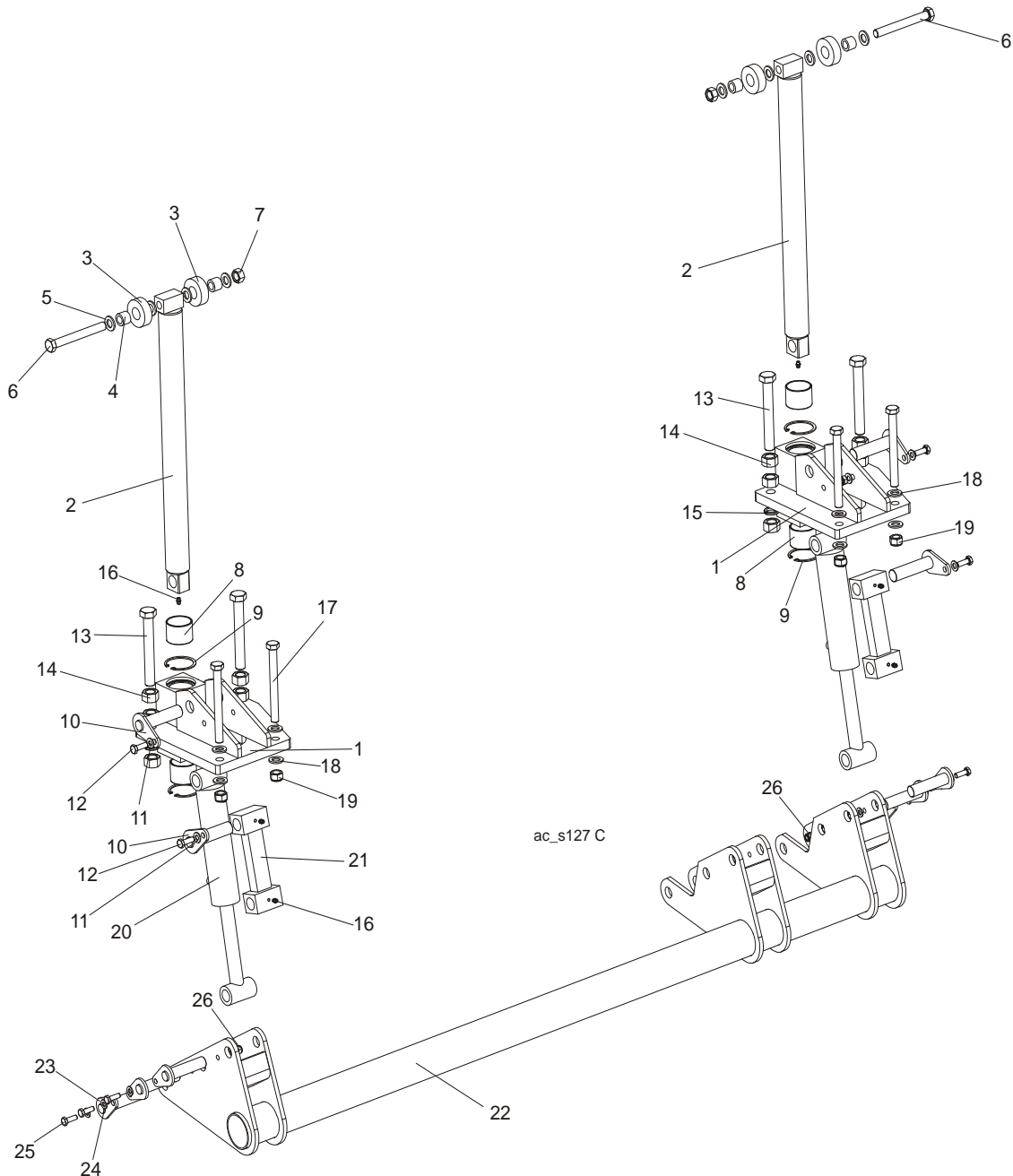
REF	DESCRIPTION (◆ Indicates Parts Available In Assemblies Only)	PART #	QTY.
	TURNER ASSEMBLY, HYDRAULIC LOG COMPLETE	508955	1
1	Motor, Hydraulic Log Turner	007331	1
2	BOLT, M12 X 75-8.8 ZINC	F81004-21	4
3	Fitting,#10SAE-3/8JIC Straight	017640	2
4	Cylinder, 2" x 10" Welded Rod End Hydraulic	034267	1
5	Fitting, 3/8" NPT x 3/8" JIC 90° Elbow	016820	2
6	PIN, HYDRAULIC CYLINDER ZINC-PLATED	086979-1	1
7	PIN, 5 X 40 COTTER	F81043-31	2
8	WASHER 28 FE/ZN5	F81061-1	2
9	Bolt, 1-8 x 5" Hex Head Grade 8	F81009-4	1
10	NUT, M24-8-A-FE/ZN5 HEX NYLON LOCK	F81039-8	1
11	NUT, M12-8-B ZINC HEX	F81034-1	4
	TURNER ASSEMBLY, HYDRAULIC LOG	508964	1
12	Arm Weldment, Hydraulic Log Turner	508950-1	1

8

HYDRAULIC SYSTEM*Hydraulic Log Turner*

13	BOLT, M16X100MM,HEX HEAD FULL THRD,ZINC	F81006-2	1	
14	NUT, M16-5.8 HEX ZINC.	F81036-1	1	
15	Bolt, 1-8 x 5" Hex Head Grade 8	F81009-4	1	
16	Plate, Log Turner Chain Tensioner	095664-1	1	
17	WASHER, 25 X 63	088585	1	
18	NUT, M24-8-A-FE/ZN5 HEX NYLON LOCK	F81039-8	1	
	Sprocket Assembly, Idler	092399	1	
19	Sprocket Weldment, Idler	093290	1	
20	Bearing, 6206 25 Idler	093292	2	
21	RING, 62 MM INSIDE SPRING RETAINING	F81090-1	1	
22	Spacer, Idler Sprocket	095663-1	1	
23	Sprocket Weldment, Log Turner Drive	092339	1	
24	Chain Weldment, Log Turner	508966-1	1	
	Link, #2080H Master	508969	1	
25	Rod, Grooved Turner Mount	508965-1	1	
26	FITTING, M6 GREASE	086280	1	
27	FOOT WIDE - LEGS ADJUST	501084-1	2	
28	WASHER,M20,FLAT UNPLATED	F81059-1	4	
29	NUT, M20-8-Fe/Zn5 PN-86/M-82144	F81037-1	4	

8.5 Hydraulic Log Side Supports (WM3000S/3500S)



ac_s127 C

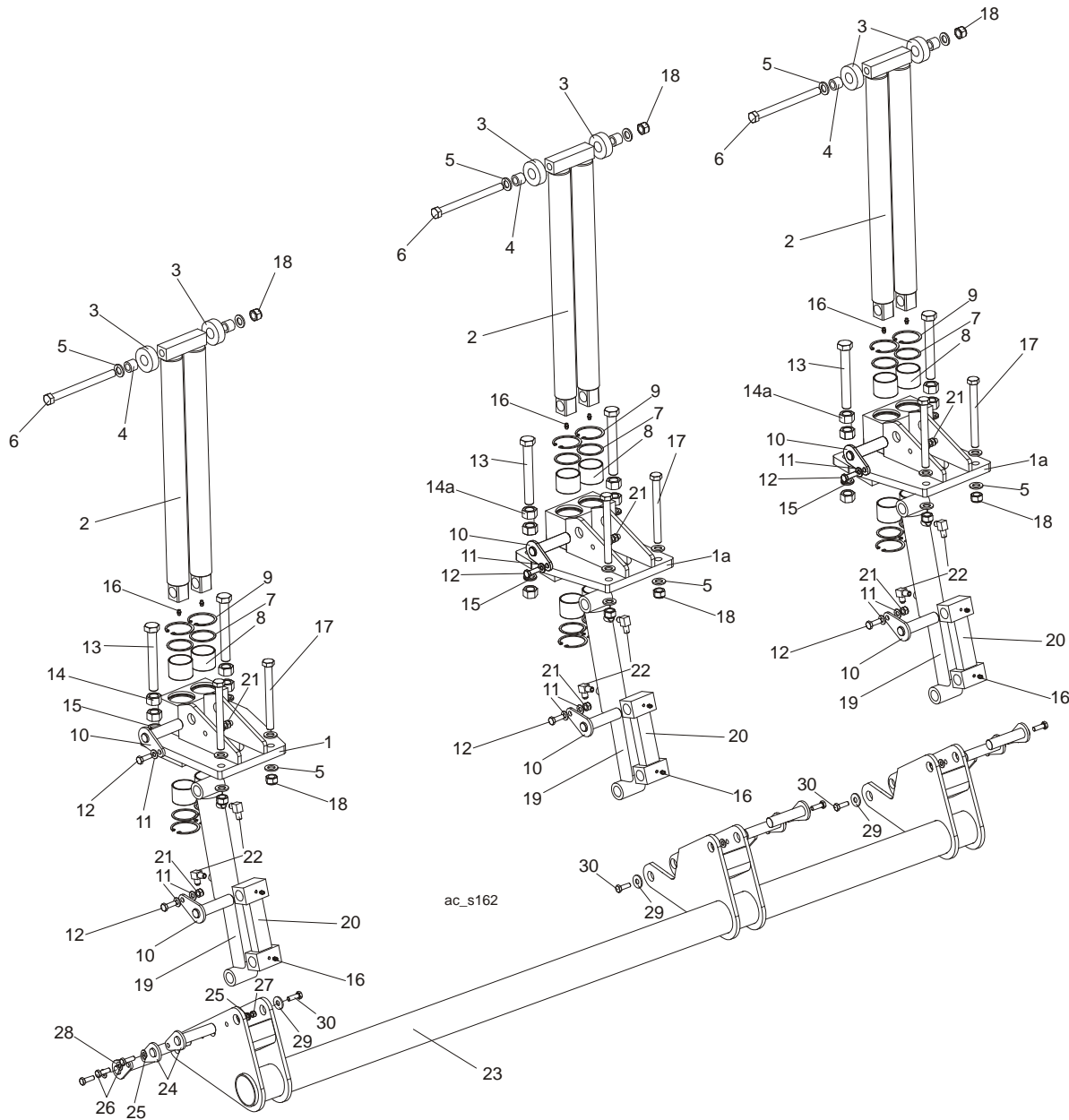
REF	DESCRIPTION (◆ Indicates Parts Available In Assemblies Only)	PART #	QTY.
	SUPPORT WM3000/3500 VERTICAL LOG SIDE COMPLETE	508956	1
	SUPPORT 2, WM3000 VERTICAL LOG SIDE	508957	1
1	Mount Weldment, WM3000 Vertical Side Support Upper	508958-1	1
2	Rod Weldment, WM3000 Vertical Side Support Complete	508971-1	1

8

HYDRAULIC SYSTEM*Hydraulic Log Side Supports (WM3000S/3500S)*

3	Roller, LT70/300 Vertical Side Support Zinc-Plated	094013-1	2	
4	Bushing, LT70/300 Vertical Side Support Bronze	094012	2	
5	Washer, 17 Flat Zinc	F81058-1	4	
6	Bolt, M16x140-8.8 Hex Head Zinc	F81006-4	1	
7	Nut, M16-5.8 Hex Zinc	F81036-1	1	
8	Bushing, 5040BS Non-Greasable	088660	1	
9	Ring, 62W Inside Retaining	F81090-1	2	
10	Pin Weldment, Vertical Side Support Zinc-Plated	091197-1	2	
11	Washer, 10.5 Flat Zinc	F81055-1	4	
12	Bolt, M10x30-5.8 Hex Head Full Thread Zinc	F81003-2	2	
13	Bolt, ISO 4017 M20x150 8.8 Zinc-Plated	F81007-3	2	
14	Nut, M20-8 Hex Zinc	F81037-1	6	
15	Washer, 20.5 Split Lock Zinc	F81059-1	2	
16	Fitting, M6 Grease	086280	2	
17	Bolt, M16x160 -8.8 Hex Head Zinc	F81006-20	2	
18	Washer, 17 Flat Zinc	F81058-1	4	
19	Nut, M16-8 Hex Nylon Zinc Lock	F81036-2	2	
20	Cylinder, 28/150 1/4 NPT Port Hydraulic	094002	1	
21	Link Weldment, WM3000 Vertical Side Support	094016-1	1	
22	Mount Weldment, WM3000 Vertical Side Support	097289-1	1	
23	Pin Weldment, Vertical Side Support Zinc-Plated	091197-1	6	
24	Washer, 10.5 Flat Zinc	F81055-1	12	
25	Bolt, M10x30-5.8 Hex Head Full Thread Zinc	F81003-2	6	
26	NUT, M10-8-B HEX NYLON ZINC LOCK	F81033-1	6	

8.6 Hydraulic Log Side Supports (WM3000Super/3500Super)



REF	DESCRIPTION (◆Indicates Parts Available In Assemblies Only)	PART #	QTY.
	SUPPORT, WM3500 VERTICAL LOG SIDE COMPLETE	508954	1
	SUPPORT 2, WM3000 VERTICAL LOG SIDE	508952	1
1	Mount Weldment, WM3000 Vertical Side Support Upper	508953-1	1
2	Rod Weldment, WM3000 Vertical Side Support Complete	508623-1	1
3	Roller, LT70/300 Vertical Side Support Zinc-Plated	094013-1	2
4	Bushing, LT70/300 Vertical Side Support Bronze	094012	2
5	Washer, 17 Flat Zinc	F81058-1	6

8

HYDRAULIC SYSTEM*Hydraulic Log Side Supports (WM3000Super/3500Super)*

6	Bolt, M16x195-8.8 Hex Head Zinc	F81006-44	1	
7	RING VERTICAL LOG SIDE SUPPORT LT70/300-ZINC.	094004-1	4	
8	Bushing, 5040BS Non-Greasable	088660	4	
9	Ring, 62W Inside Retaining	F81090-1	4	
10	Pin Weldment, Vertical Side Support Zinc-Plated	091197-1	2	
11	Washer, 10.5 Flat Zinc	F81055-1	4	
12	Bolt, M10x30-5.8 Hex Head Full Thread Zinc	F81003-2	2	
13	Bolt, ISO 4017 M20x150 8.8 Zinc-Plated	F81007-3	2	
14	Nut, M20-8 Hex Zinc	F81037-1	4	
15	Washer, 20.5 Split Lock Zinc	F81059-1	2	
16	Fitting, M6 Grease	086280	4	
17	Bolt, M16x160 -8.8 Hex Head Zinc	F81006-20	2	
18	Nut, M16-8 Hex Nylon Zinc Lock	F81036-2	3	
19	Cylinder, 28/150 1/4 NPT Port Hydraulic	094002	1	
20	Link Weldment, WM3000 Vertical Side Support	094016-1	1	
21	NUT, M10-8-B NYLON HEX ZINC LOCK	F81033-1	2	
22	FITTING, 3/8JIC-1/4NPT 90L	015491	2	
	SUPPORT 2, WM3000 VERTICAL LOG SIDE	508630	2	
1a	Mount Weldment, WM3000 Vertical Side Support Upper	508622-1	1	
2	Rod Weldment, WM3000 Vertical Side Support Complete	508623-1	1	
3	Roller, LT70/300 Vertical Side Support Zinc-Plated	094013-1	2	
4	Bushing, LT70/300 Vertical Side Support Bronze	094012	2	
5	Washer, 17 Flat Zinc	F81058-1	6	
6	Bolt, M16x195-8.8 Hex Head Zinc	F81006-44	1	
7	RING VERTICAL LOG SIDE SUPPORT LT70/300-ZINC.	094004-1	4	
8	Bushing, 5040BS Non-Greasable	088660	4	
9	Ring, 62W Inside Retaining	F81090-1	4	
10	Pin Weldment, Vertical Side Support Zinc-Plated	091197-1	2	
11	Washer, 10.5 Flat Zinc	F81055-1	4	
12	Bolt, M10x30-5.8 Hex Head Full Thread Zinc	F81003-2	2	
13	Bolt, ISO 4017 M20x150 8.8 Zinc-Plated	F81007-3	2	
14a	Nut, M20-8 Hex Zinc	F81037-1	6	
15	Washer, 20.5 Split Lock Zinc	F81059-1	2	
16	Fitting, M6 Grease	086280	4	
17	Bolt, M16x160 -8.8 Hex Head Zinc	F81006-20	2	
18	Nut, M16-8 Hex Nylon Zinc Lock	F81036-2	3	
19	Cylinder, 28/150 1/4 NPT Port Hydraulic	094002	1	
20	Link Weldment, WM3000 Vertical Side Support	094016-1	1	
21	NUT, M10-8-B NYLON HEX ZINC LOCK	F81033-1	2	
22	FITTING, 3/8JIC-1/4NPT 90L	015491	2	
23	MOUNT WELDMENT, WM3500 VERTICAL SIDE SUPPORT	502820-1	1	
24	Pin Weldment, Vertical Side Support Zinc-Plated	091197-1	6	
25	Washer, 10.5 Flat Zinc	F81055-1	18	

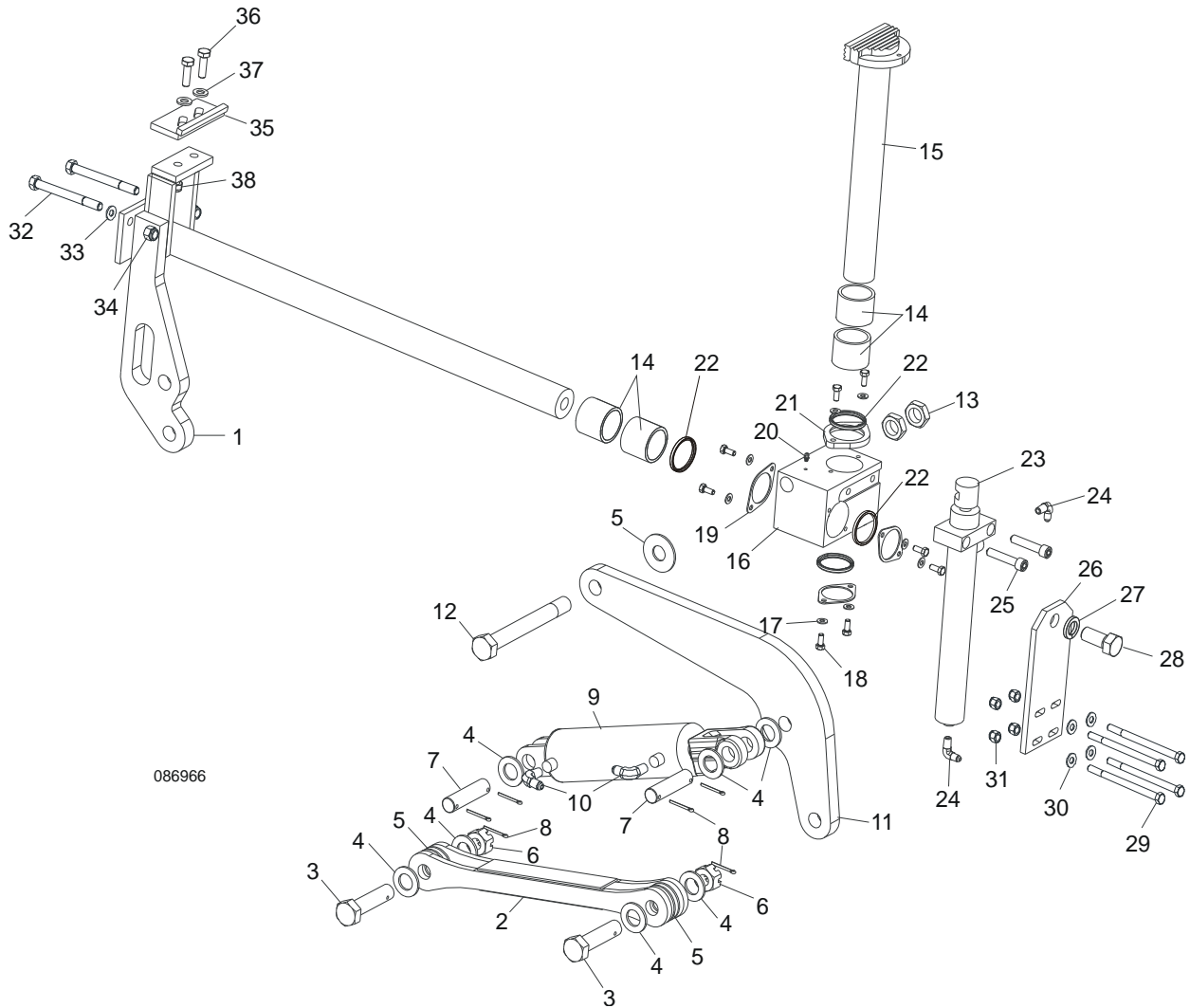
HYDRAULIC SYSTEM

Hydraulic Log Side Supports (WM3000Super/3500Super)

8

26	Bolt, M10x30-5.8 Hex Head Full Thread Zinc	F81003-2	9	
27	NUT, M10-8-B NYLON HEX ZINC LOCK	F81033-1	9	
28	Pin Weldment, Vertical Side Support Zinc-Plated	508624-1	3	
29	WASHER,10.5 ZINC FLAT SPECIAL	F81055-6	3	
30	BOLT, M10X20MM,HEX HEAD,GR 5.8 ZINC	F81003-1	3	

8.7 Hydraulic Log Clamp



REF	DESCRIPTION (◆ Indicates Parts Available In Assemblies Only)	PART #	QTY.
	LOG CLAMP ASSEMBLY, TWO-PLANE	088658	1
1	Rod Weldment, Log Clamp Slide Painted	086967-1	1
2	Arm Weldment, Hydraulic Clamp Link Painted	086963-1	1
3	Pin, B 24x95/85 Clevis Zinc	F81049-2	1
4	Washer, 25 Flat Zinc	F81061-3	8
5	Washer, 25X63 Zinc-Plated	088585-1	5
6	Nut, M20-8-3 Hex Slotted Castle Zinc	F81037-3	2
7	Pin, Hydraulic Cylinder Zinc-Plated	086979-1	2

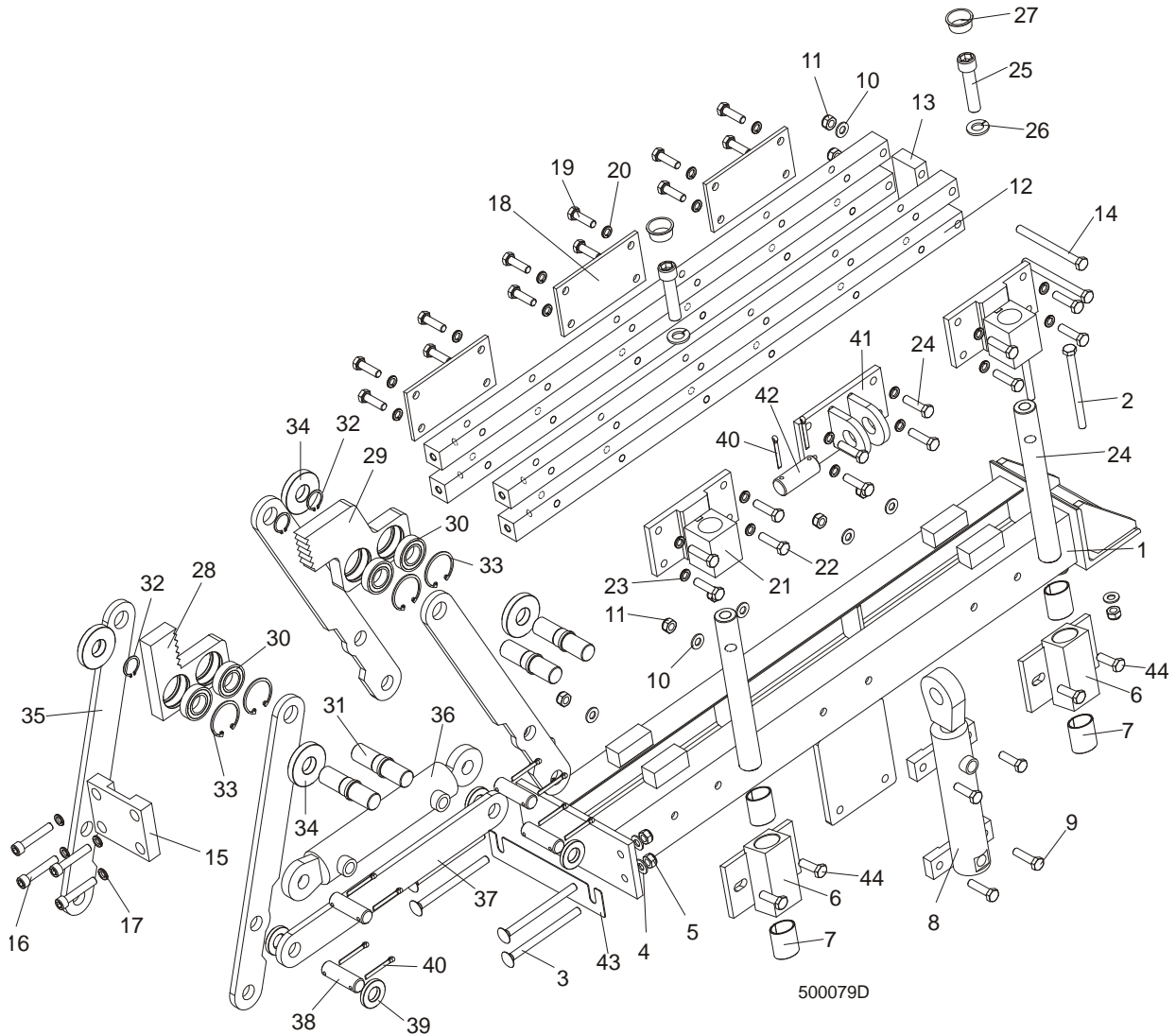
HYDRAULIC SYSTEM

Hydraulic Log Clamp

8

8	Pin, 6.3x45 Cotter Zinc	F81045-2	6	
9	Cylinder, CJ-S96-16-70/32/178 Hydraulic	088589	1	
10	Fitting, 3/8JIC-1/4NPT 90L	015491	2	
11	Arm, Hydraulic Log Clamp Link Painted	086974-1	1	
12	Bolt, M24x217/39-8.8-B Hex Head Zinc	088586-1	1	
13	Nut, M24 -04-B Hex Thin Zinc	F81039-3	2	
14	Bushing, 5040BS Self-Lubricating	088660	4	
15	Rod Weldment, Log Clamp Vertical Painted	088582-1	1	
16	Block, Log Clamp Painted Steel	088591-1	1	
17	Washer, 8.4 Flat Zinc	F81054-1	8	
18	Bolt, M8x20-8.8-B Hex Head Full Thread Zinc	F81002-4	8	
19	Flange, Clamp Rod Wiper Painted	088887-1	3	
20	Fitting, 3/16" Straight Grease	P04107	1	
21	Flange, Clamp Rod Wiper Painted	088887-1	4	
22	Wiper, ZZ 50x60x7 INCO Log Clamp Rod	088587	4	
23	Cylinder, CJ-S169-16-40/22/254 Hydraulic	088590	1	
24	Fitting, 90° Male Elbow	P09142	2	
25	Screw, M12x55-8.8-B Hex Socket Head Cap Zinc	F81004-23	2	
26	Plate, Log Clamp Mount Painted	086975-1	1	
27	Washer, Z 22.5 Split Lock Zinc	F81059-4	1	
28	Bolt, M22x1.5x40-8.8-B Hex Head Full Thread Zinc	F81009-1	1	
29	Bolt, M10 x 125-8.8 Hex Head Zinc	F81003-18	4	
30	Washer, 10.5 Flat Zinc	F81055-1	4	
31	Nut, M10-8-B Hex Nylon Zinc Lock	F81033-1	4	
32	Bolt, M12 x 130-8.8 Carriage	F81004-26	2	
33	Washer, 13 Flat Zinc	F81056-1	2	
34	Nut, M12-8-B Hex Zinc	F81034-1	2	
	STOP ASSEMBLY, LOG CLAMP	K09485	1	
35	Stop Weldment, Hydraulic Log Clamp Painted	086980-1	1	
36	Bolt, M12 x 40 8.8 Hex Head Full Thread Zinc	F81004-4	2	
37	Washer, 13 Flat Zinc	F81056-1	2	
38	Nut, M12-8 Hex Nylon Zinc Lock	F81034-2	2	

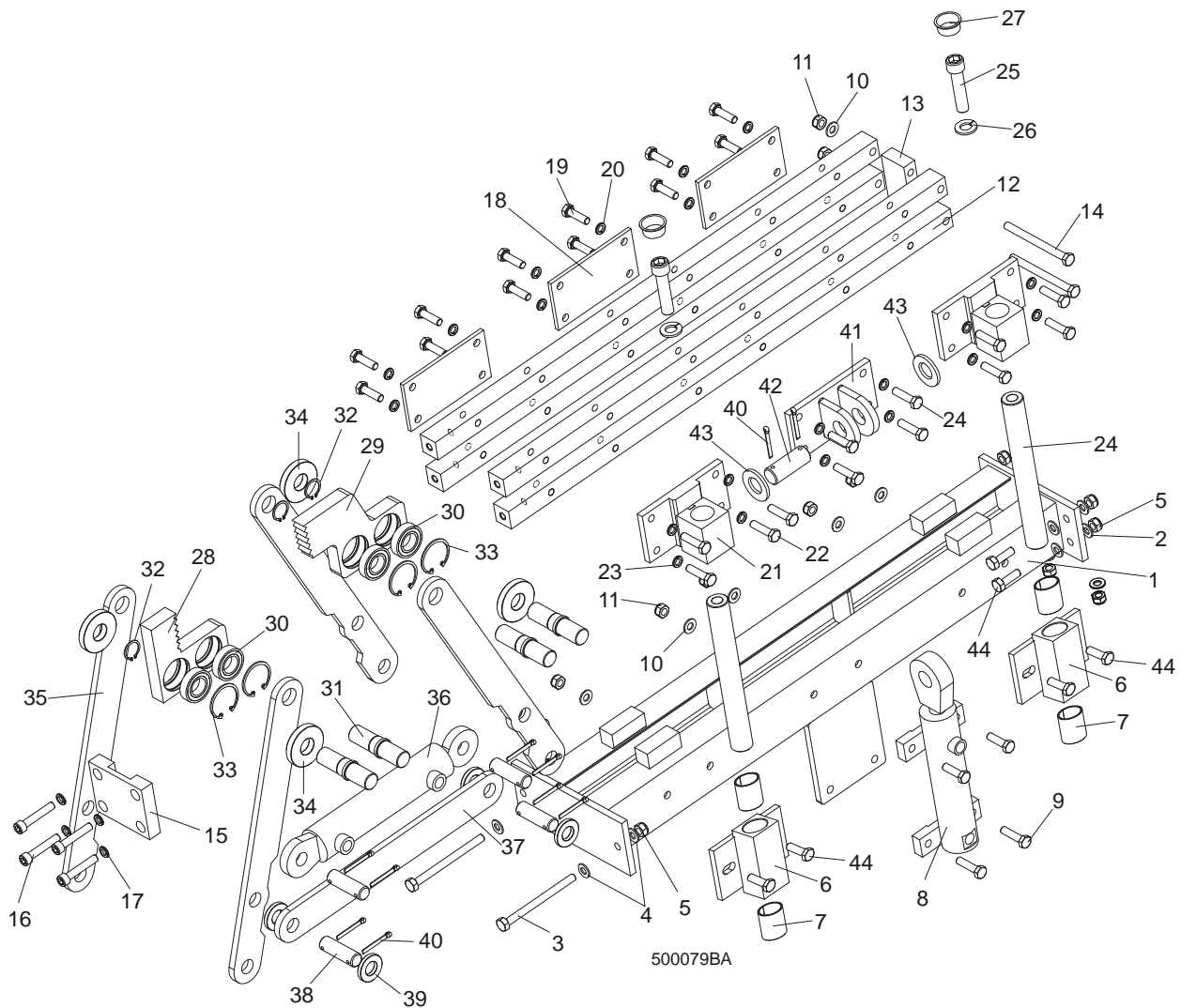
8.8 Hydraulic Log Clamp, Standard



REF	DESCRIPTION (◆ Indicates Parts Available In Assemblies Only)	PART #	QTY.
	CLAMP ASSEMBLY, HYDRAULIC	089545	2
1	Mount Weldment, Hydraulic Log Clamp	088654-1	1
2	Bolt, M10x125-8.8 Hex Head Zinc	F81003-18	2
3	Bolt, M10x130-8.8 Mushroom Head Square Neck Zinc	F81003-36	4
4	Washer, 10.5 Flat Zinc	F81055-1	6
5	Nut, M10-8-B Hex Nylon Zinc Lock	F81033-1	6
	LOG CLAMP GUIDE BLOCK	089835	2
6	Block Weldment, Log Clamp Guide Ptd	088652-1	1
7	Bushing, 3040BS Self-lubricating	088676	2
8	Bolt, M10x35-8.8 Hex Head Full Thread Zinc	F81003-17	4

9	Cylinder,CJ7F-16-40/22 + UE2-40W Hydraulic	088662	1	
10	Bolt, M10x40-8.8 Hex Head Zinc	F81003-16	4	
11	Washer, M10 Flat Zinc	F81055-1	6	
12	Nut, M10-8-b Hex Nylon Zinc Lock	F81033-1	10	
13	Bar, Clamp Up/Down	089537-1	4	
14	Plate, Connecting	088645-1	1	
15	Bolt, M10x140-8.8 Hex Head Zinc	F81003-5	2	
16	Plate, Connecting	089533-1	1	
17	Bolt, M10x55-8.8 Hex Socket Head Cap Zinc	F81003-55	4	
18	Washer,10.2 Split Lock Zinc	F81055-2	4	
19	Plate, Log Clamp Rear	089538-1	3	
20	Bolt, M10x35-8.8 Zinc Hex Head Full Thread	F81003-17	12	
21	Washer,10.2 Split Lock Zinc	F81055-2	12	
22	Bracket, Guide Pin Mount	089536-1	2	
23	Bolt, M10x40-8.8 Zinc Hex Head Full Thread	F81003-16	8	
24	Washer, 10.2 Split Lock Zinc	F81055-2	8	
25	Pin, Clamp Up/Down Guide	088631	2	
26	Screw, M16x55-8.8 Zinc Hex Socket Head Cap	F81006-18	2	
27	Washer, 16.3 Split Lock Zinc	F81058-2	2	
28	Plug, M33 Thread	089839	2	
	Jaw, Log Clamp Left - Complete	094700	1	
29	Jaw, Log Clamp Left	093464-1	1	
30	Bearing, 6005 2RS CX	089652	4	
31	Shaft, Clamp Jaw Guide	088620-1	4	
32	Ring, Z24 Spring Retaining	089654	4	
33	Ring, W47 Spring Retaining	089653	4	
	Jaw, Log Clamp Right - Complete	094701	1	
29	Jaw, Log Clamp Right	093465-1	1	
30	Bearing, 6005 2RS CX	089652	4	
31	Shaft, Clamp Jaw Guide	088620-1	4	
32	Ring, Z24 Spring Retaining	089654	4	
33	Ring, W47 Spring Retaining	089653	4	
34	Washer, Clamp Jaw Spacer	089542	4	
35	Bar, Clamp In/Out Side	088622-1	4	
36	Cylinder, SJ2F-40/22/145 Hydraulic	088661	1	
37	Bar, Clamp In/Out Lower	088623-1	1	
38	Pin, 20X75	088657-1	4	
39	Spacer, Lower	089541	4	
40	Pin, S-Zn 5x40 Cotter	F81043-31	10	
41	Bracket, Vertical Cylinder Mount Upper	089540-1	1	
42	Pin, 25X75	088659-1	1	
43	Washer, Clamp Spacer	501843	1	
44	Bolt, M10x35-8.8 Zinc Hex Head Full Thread	F81003-17	4	

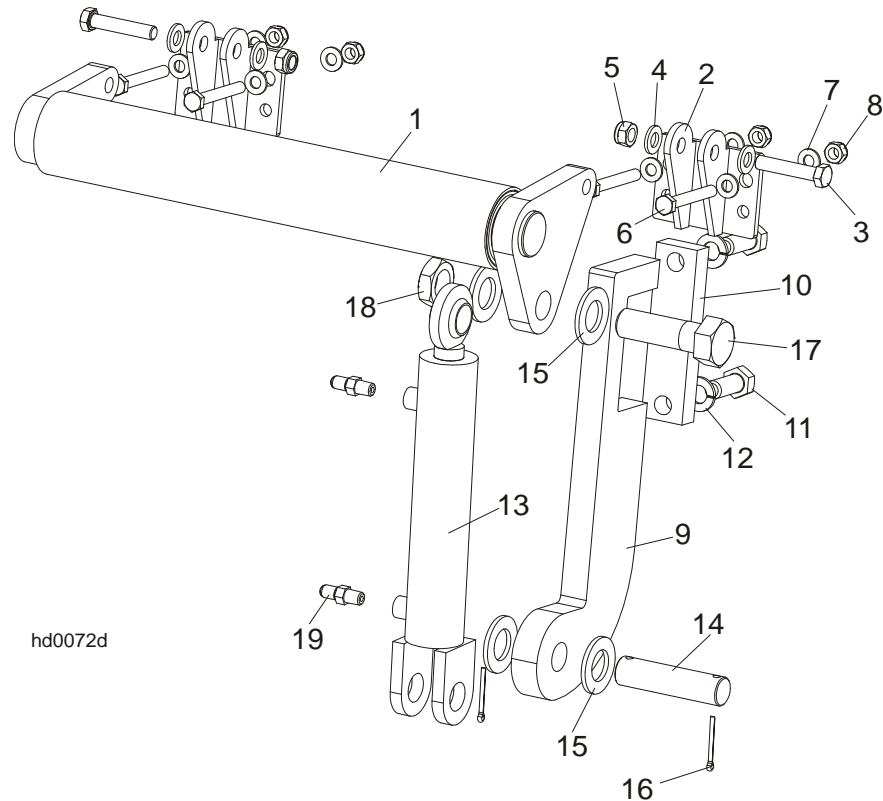
8.9 Hydraulic Log Clamp, Optional



REF	DESCRIPTION (◆ Indicates Parts Available In Assemblies Only)	PART #	QTY.
	HYDRAULIC LOG CLAMP ASSEMBLY	094950	2
1	Mount Weldment, Hydraulic Log Clamp	094951-1	1
2	Washer, M10 Split Lock Zinc	F81055-2	4
3	Bolt, M10x125-8.8 Zinc Hex Head	F81003-18	2
4	Washer, 10.5 Flat Zinc	F81055-1	6
5	Nut, M10-8-B Hex Nylon Zinc Lock	F81033-1	6
6	Block Weldment, Log Clamp Guide Painted	089835-1	2
	LOG CLAMP GUIDE BLOCK	089835	2
7	Block Weldment, Log Clamp Guide Ptd	088652-1	1
8	Bushing, 3040BS Self-lubricating	088676	2

9	Cylinder, CJ7F-16-40/22 + UE2-40W Hydraulic	088662	1	
10	Bolt, M10x40-8.8 Hex Head Full Thread Zinc	F81003-16	4	
11	Washer, 10.5 Flat Zinc	F81055-1	6	
12	Nut, M10-8-B Hex Nylon Zinc Lock	F81033-1	10	
13	Bar, Log Clamp Main Painted	089537-1	4	
14	Block, Main Bar Spacer Painted	088645-1	1	
15	Bolt, M10x120-8.8 Hex Head Zinc	F81003-47	2	
16	Plate Weldment, Main Bar Mounting Painted	089533-1	1	
17	Screw, M10x40-8.8 Hex Socket Head Cap Zinc	F81003-22	4	
18	Washer, 10.2 Split Lock Zinc	F81055-2	4	
19	Plate, Log Clamp Rear Painted	089538-1	3	
20	Bolt, M10x35-8.8 Hex Head Full Thread Zinc	F81003-17	12	
21	Washer, 10.2 Split Lock Zinc	F81055-2	12	
22	Block Weldment, Log Clamp Up/Down Upper	089536-1	2	
23	Bolt, M10x40-8.8 Hex Head Full Thread Zinc	F81003-16	8	
24	Washer, 10.2 Split Lock Zinc	F81055-2	8	
25	Pin, Log Clamp Up/Down	088631	2	
26	Screw, M16x55-8.8 Hex Socket Head Cap Zinc	F81006-18	2	
27	Washer, 16.3 Split Lock Zinc	F81058-2	2	
28	Plug, M33 Thread	089839	2	
	Jaw, Log Clamp Narrow - Complete	094700	1	
29	Jaw, Log Clamp Narrow	093464-1	1	
30	Bearing, 6005 2RS CX	089652	4	
31	Shaft, Log Clamp Jaw	088620-1	4	
32	Ring, Z24 Outside Retaining	089654	4	
33	Ring, W47 Inside Retaining	089653	4	
	Jaw, Log Clamp Wide - Complete	094701	1	
29	Jaw, Log Clamp Wide	093465-1	1	
30	Bearing, 6005 2RS CX	089652	4	
31	Shaft, Log Clamp Jaw	088620-1	4	
32	Ring, Z24 Outside Retaining	089654	4	
33	Ring, W47 Inside Retaining	089653	4	
34	Washer, Clamp Jaw Spacer	089542	4	
35	Arm, Log Clamp In/Out Painted	088622-1	4	
36	Cylinder, SJ2F-40/22/145 Hydraulic	088661	1	
37	Link, Log Clamp In/Out Arm Painted	088623-1	1	
38	Pin, 20x75 Zinc-Plated	088657-1	4	
39	Washer, Lower Spacer	089541	4	
40	Washer, 21 Flat Zinc	F81059-2	10	
41	Bracket, Up/Down Cylinder Mount Upper	089540-1	1	
42	Pin, 25x75 Zinc-Plated	088659-1	1	
43	Washer 28 Flat Zinc	F81061-1	2	
44	Bolt, M10x35-8.8 Hex Head Full Thread Zinc	F81003-17	8	

8.10 Hydraulic Toe Board



hd0072d

REF	DESCRIPTION (◆ Indicates Parts Available In Assemblies Only)	PART #	QTY.
	FRONT HYDRAULIC TOE BOARD	092613	1
	REAR HYDRAULIC TOE BOARD	092634	1
1	Toe Board Weldment, Front Hydraulic Painted	092612-1	1
	Toe Board Weldment, Rear Hydraulic Painted	086253-1	1
2	Bracket, Toe Board Roller Mount	087903-1	4
3	Bolt, M12x60-8.8 Hex Head Zinc	F81004-5	4
4	Washer, 13 Flat Zinc	F81056-1	8
5	Nut, M12-8 Hex Nylon Zinc Lock	F81034-2	4
6	Bolt, M10x75-8.8 Hex Head Zinc	F81003-15	8
7	Washer, 10.5 Flat Zinc	F81055-1	16
8	Nut, M10-8-B Hex Nylon Zinc Lock	F81033-1	8
9	Bracket, Toe Board Cylinder Mount Painted	087729-1	2
10	Plate, Toe Board Cylinder Mount	090086-1	2
11	Bolt, M16x40-8.8 Hex Head Full Thread Zinc	F81006-13	4
12	Washer, 16.3 Split Lock Zinc	F81058-2	4
13	Cylinder, CJ-S170-16-40/25/152 Hydraulic	088681	2
14	Pin, Hydraulic Cylinder Zinc-Plated	086979-1	2
15	Washer, 28 Flat Zinc	F81061-1	8

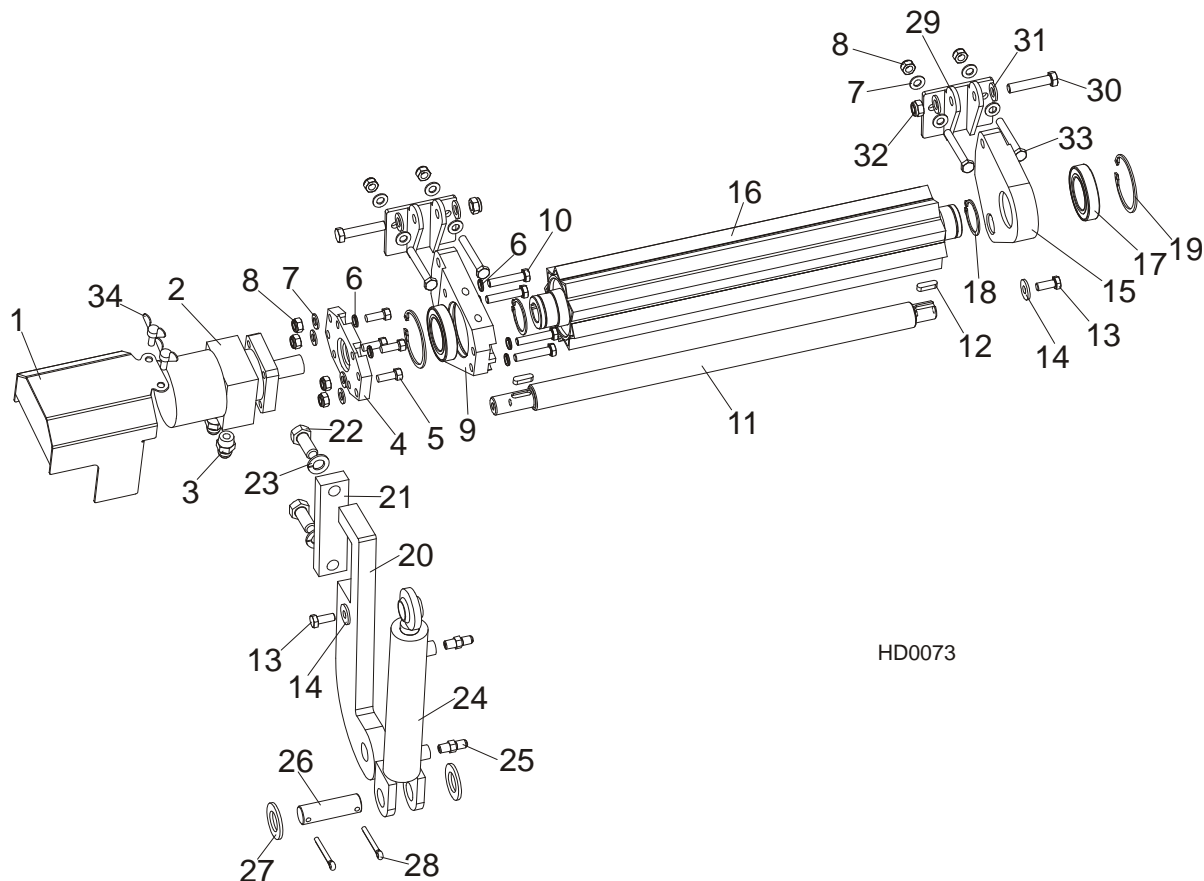
HYDRAULIC SYSTEM

Hydraulic Toe Board

8

16	Pin, 3/16x1.5" Cotter Zinc	F05012-23	4	
17	Bolt, 1"-8 x 3 1/4 Hex Head Grade 5	F05009-51	2	
18	Nut, 1"-14	F05010-117	2	
19	Fitting, C5205x4x4 Male	P09143	4	

8.11 Power Toe Roller



HD0073

REF	DESCRIPTION (◆ Indicates Parts Available In Assemblies Only)	PART #	QTY.
	POWER ROLLER	096040	1
1	Cover, Hydraulic Motor	096037-1	1
2	Motor, MG06-13-13AAAB Hyd	P21506	1
3	Fitting, 1/2-14NPT/ 7/16-20UNF	096919	2
4	Plate, Hydraulic Motor Mount	096030-1	1
5	Screw, 3/8-16x1, HHC	F05007-7	4
6	Washer, 10.2 Split Lock Zinc	F81055-2	4
7	Washer, 10,5 Flat Zinc	F81055-1	12
8	Nut, M10-8-B Nylon Hex Zinc Lock	F81033-1	8
9	Bracket, Side w/HydroMotor Connector	096029-1	1
10	Bolt, M10x50-8.8-Hex Head Full Thread Zinc	F81003-4	4
11	Rod	096034	1
12	Key, A8x7x28 Parallel	096035	2
13	Bolt, M10x25 8.8 Hex Head Full Thread Zinc	F81003-31	2
14	Washer, 10,5 Zinc Flat Special	F81055-6	2

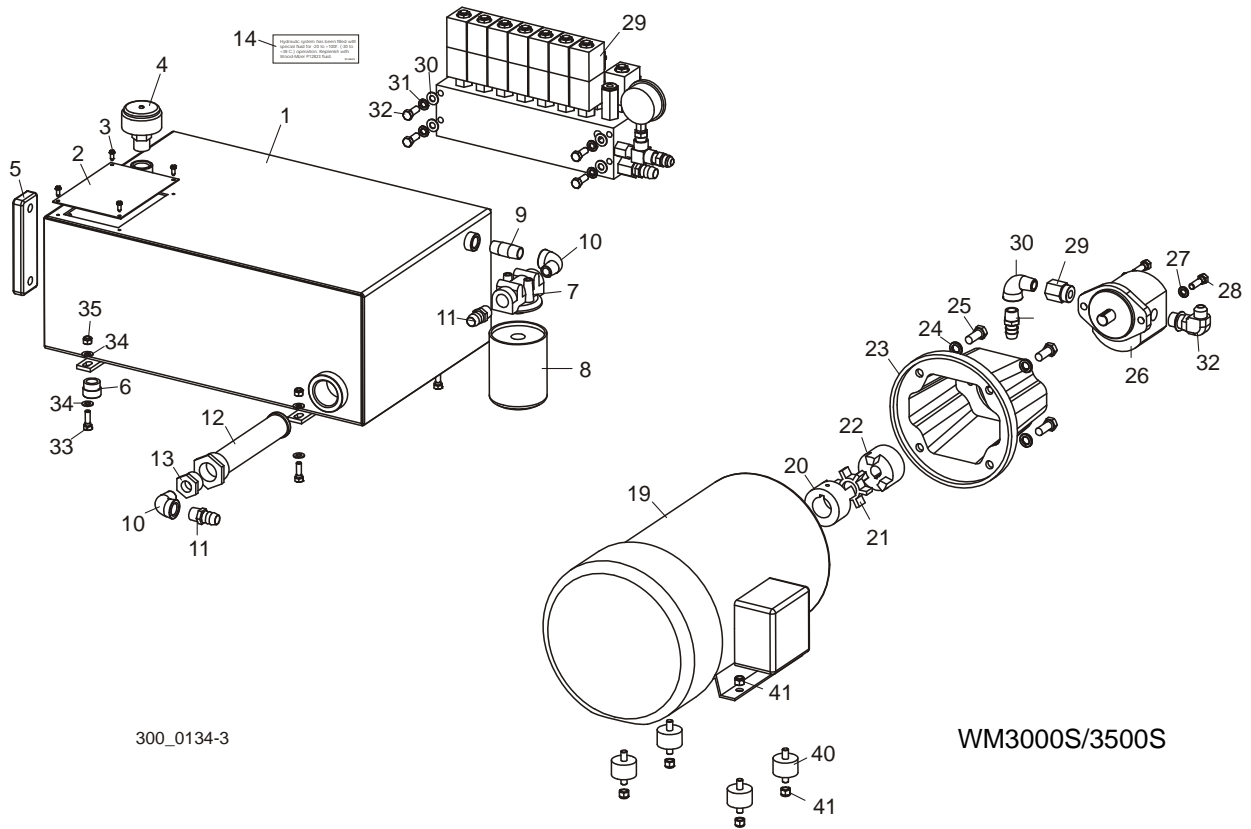
15	Bracket	096031-1	1	
16	Roller, Pivot - Wldmt	096028-1	1	
17	Bearing, 6009.2RSR	096025	2	
18	Ring, Z 45 Spring Retaining	F81090-32	2	
19	Ring, W 75 Spring Retaining	F81090-41	2	
20	Plate, Toe Board Cylinder Mount	087729-1	1	
21	Plate, Hydraulic Toe Board Mount	090086-1	1	
22	Bolt, M16x40-8.8 Hex Head Full Thread Zinc	F81006-13	2	
23	Washer, 16,3 Split Lock Zinc	F81058-2	2	
	Cylinder, Hydraulic Toe Boards	085937	1	
24	Cylinder, CJ-S170-16-40/25/152 Hydraulic	088681	1	
25	Fitting, C5205x4x4 Male	P09143	2	
26	Pin, Hydraulic Cylinder Zinc	086979-1	1	
27	Washer, 28 Flat Zinc	F81061-1	2	
28	Pin, S-Zn 6,3x45	F81045-2	2	
29	Bracket, Toe Board Roller Mount	087903-1	2	
30	Bolt, M12x60-8.8 Hex Head Zinc	F81004-5	2	
31	Washer, 13 Zinc Flat	F81056-1	4	
32	Nut, M12-8 Hex Nylon Zinc Lock	F81034-2	2	
33	Bolt, M10x75-8.8-Hex Head Zinc	F81003-15	4	
34	Stud, M6x16 Wing	F81001-16	2	



HYDRAULIC SYSTEM

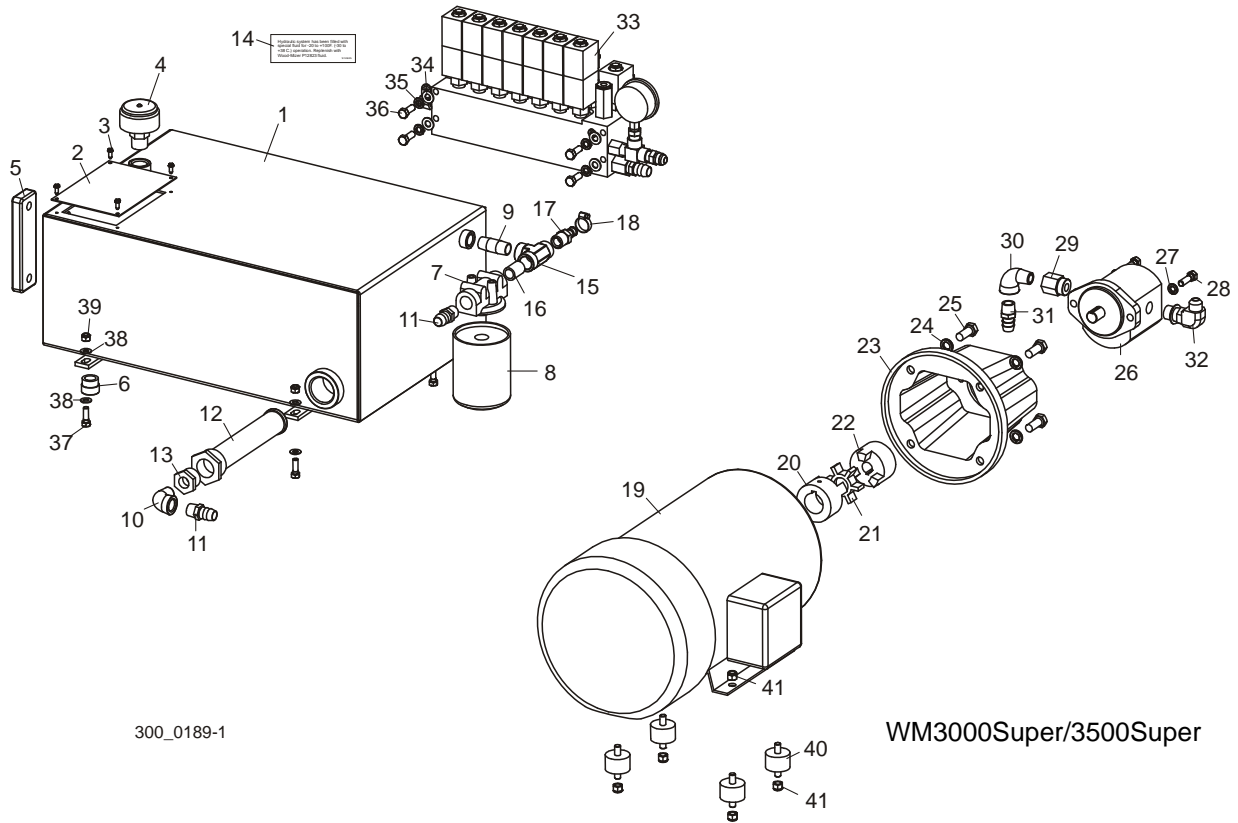
Power Toe Roller

8.12 Hydraulic Pump & Tank



8

Hydraulics Hydraulic Pump & Tank

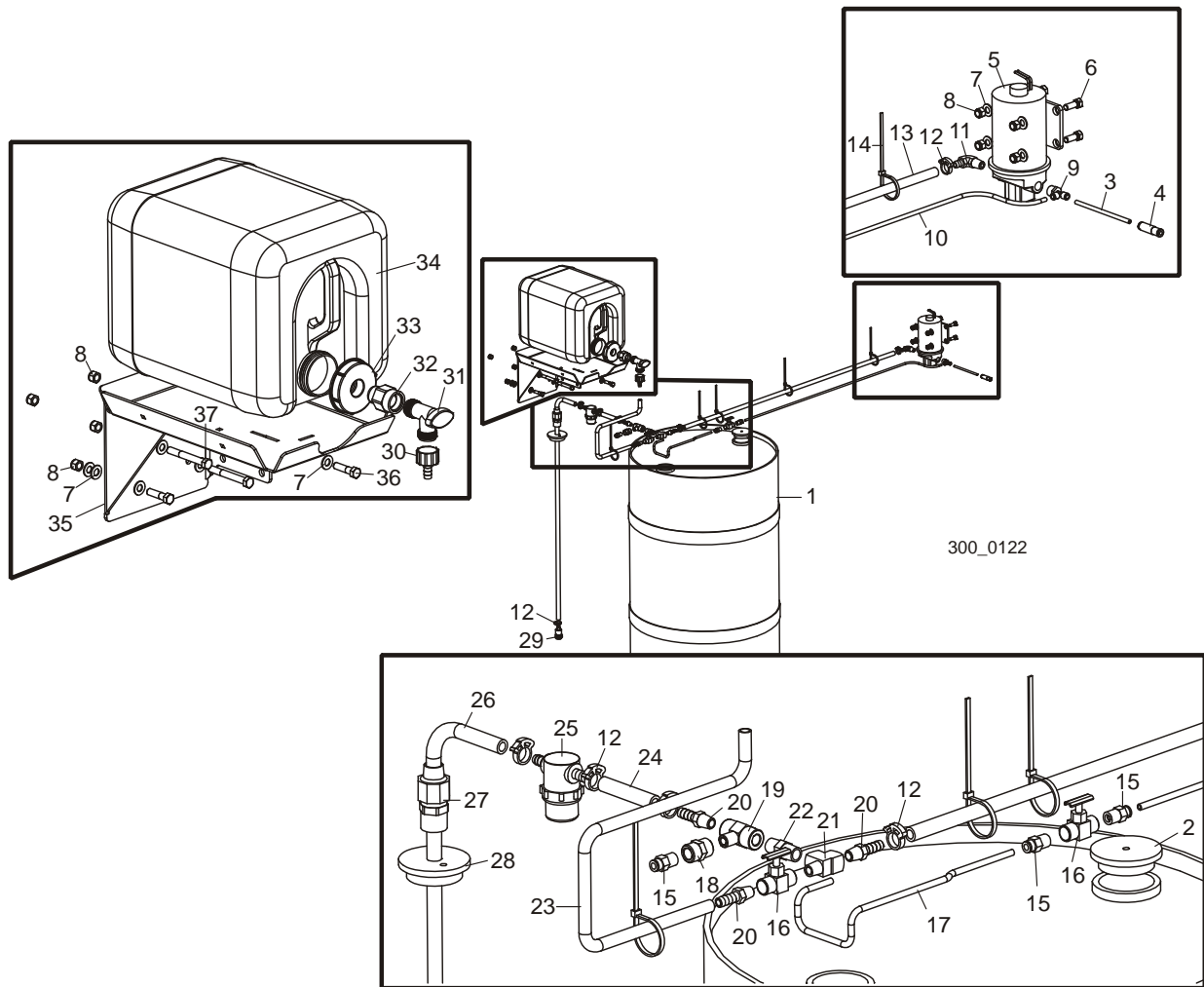


REF	DESCRIPTION (◆ Indicates Parts Available In Assemblies Only)	PART #	QTY.
	TANK ASSEMBLY, HYDRAULIC 10 GALLON (WM3000S, WM3500S)	038885	1
	TANK ASSEMBLY, HYDRAULIC 10 GALLON(WM3000 SUPER, WM3500 SUPER)	008933	1
1	Tank Weldment, 10 Gallon	038884	1
2	Cover, Hydraulic Tank Access	S20331	1
3	Bolt, #8-32 x 1/2" Slotted Hex Head	F05015-18	4
4	Cap, Hydraulic Breather/Filter	P20212	1
5	Guage, Hydraulic Fluid	P20211	1
6	Fitting, 1/2" NPT Pipe Plug	P26258	2
7	Filter Assembly, Hydraulic Manifold	P22683	1
8	Filter, S28 Hydraulic	P20301	1
9	Fitting, 1/2" NPT x 2" Black Pipe Nipple	016844	1
10	Fitting, 1/2" NPT ST Elbow	P22684	12
11	Fitting, 1/2" NPT Male x 3/4" Hose Barb	035621	2
12	Filter, Hydraulic Tank Suction	P20210	1
13	Fitting, 1/2" x 1" Reducer Bushing	P20239	1
14	Decal, Hydraulic Fluid Replacement	S12825	1
15	Fitting, 1/2" NPT Female Tee (WM3000 SUPER, WM3500 SUPER)	016793	1
16	Fitting, 1/2" NPT Close Brass Nipple (WM3000 SUPER, WM3500 SUPER)	016795	1
17	Fitting, 1/2" NPT Male x 1/2" Hose Barb (WM3000 SUPER, WM3500 SUPER)	016794	1

18	Clamp, 11/16" Worm (WM3000 SUPER, WM3500 SUPER)	P12739	1	
	PUMP ASSEMBLY, 50/60HZ HYDRAULIC (WM3000S, WM3500S)	042780	1	
	PUMP ASSEMBLY, 10HP HYDRAULIC (WM3000 SUPER, WM3500 SUPER)	008743	1	
19	Motor, 7 1/2 HP 213TC 50/60Hz 415/480V (WM3000S, WM3500S)	042776	1	
	Motor, 10 HP 2525RPM (WM3000 SUPER, WM3500 SUPER)	008737	1	
20	Coupling, L100 x 1 3/8" Body	042777	1	
21	Coupling, L100 Spider	042779	1	
22	Coupling, L100 x 3/4" Body	042778	1	
23	Adaptor, Hydraulic Pump/50Hz Motor	042781	1	
24	Washer, 1/2" Split Lock	F05011-9	4	
25	Bolt, 1/-13 x 1 1/4" Hex Head Grade 5	F05008-37	4	
26	Pump, 6 GPM Hydraulic 50Hz (WM3000S, WM3500S)	042782	1	
27	Pump, 9 GPM Hydraulic (WM3000 SUPER, WM3500 SUPER)	008738	1	
28	Washer, 3/8" Split Lock	F05011-4	2	
29	Bolt, 3/8-16 x 1 1/4" Hex Head Grade 5	F05007-123	2	
30	Fitting, 1/2" NPT x #12 SAE Female Adaptor	042785	1	
31	Fitting, 1/2" NPT Galvanized Elbow	P22684	1	
32	Fitting, 1/2" NPT x 3/4" Hose Barb	035621	1	
33	Fitting, #10 SAE x 1/2" JIC 90° Elbow	042784	1	
34	VALVE PARTS (See Section 8.3)			
35	WASHER, 3/8" SAE FLAT	F05011-3	4	
36	WASHER, 3/8" SPLIT LOCK	F05011-4	4	
37	BOLT, 3/8-16 X 1" HEX HEAD GRADE 5	F05007-87	4	
38	BOLT, 5/16-18 X 1" HEX HEAD	F05006-1	4	
39	WASHER, 5/16" SAE FLAT	F05011-17	8	
40	NUT, 5/16-18 HEX NYLON LOCK	F05010-58	4	
41	MOUNT, RUBBER HYDRAULIC MOTOR	035546	4	
42	NUT, 3/8-16 HEX NYLON LOCK	F05010-10	8	

SECTION 9 MISCELLANEOUS

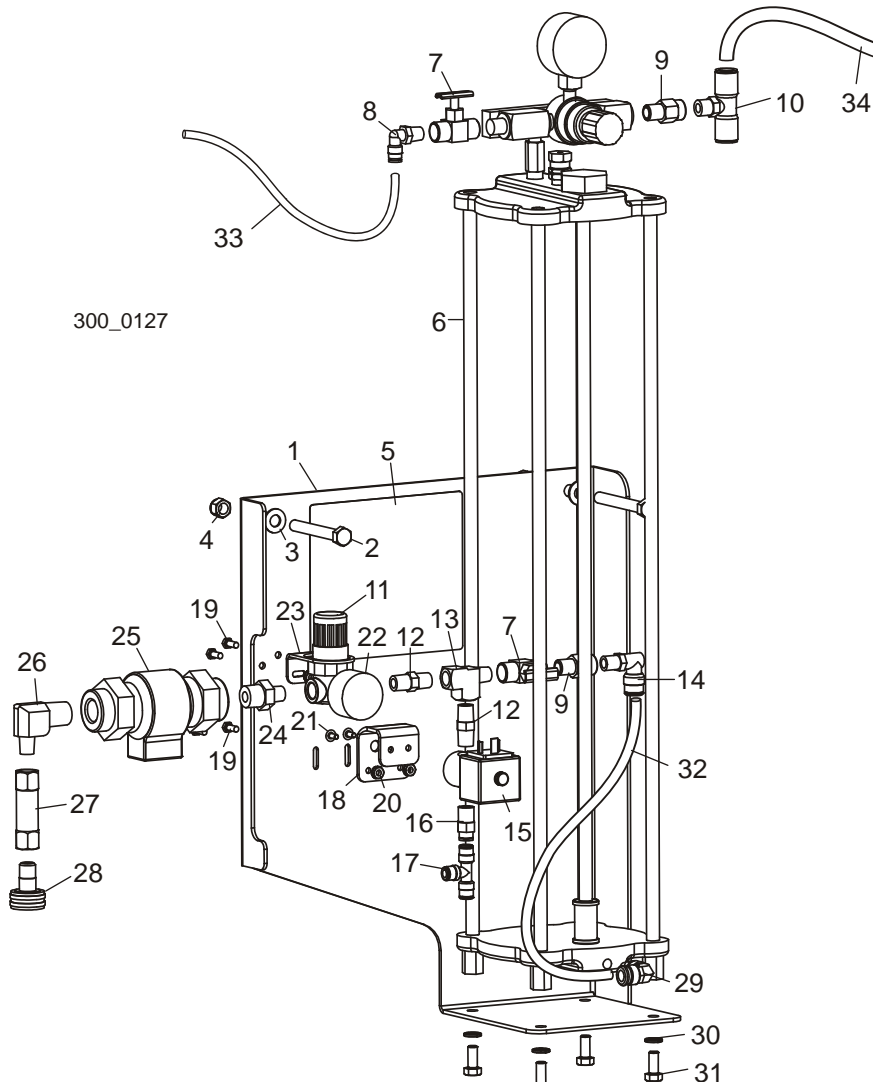
9.1 Lube System



REF	DESCRIPTION (◆ Indicates Parts Available In Assemblies Only)	PART #	QTY.
	LUBE, 5 GALLON #9 BLADE	016853	1
	LUBE SYSTEM, WM3000 BLADE	016926	1
1	Barrel, Plastic	016784	1
2	Cap, Barrel Vent	016786	1
3	Hose, 1/4" x 100 Foot	016944	1
4	Fitting, 1/4" Tube 6 PSI Check Valve	016827	1
	Cable Assembly, Lube Power	025249	1
	Pump Assembly, WM3000 Lube	016883	1
5	Pump Assembly, Lube w/Wires	050029	1

6	Bolt, 3/8-16 x 1" Hex Head Grade 5	F05007-87	4	
7	Washer, 3/8" Flat	F05011-3	10	
8	Nut, 3/8-16 Hex Nylon Lock	F05010-10	8	
9	Fitting, 3/8" NPT x 1/4" Tube Male Run Tee	016961	1	
10	Hose, 1/4" x 40"	016885	1	
11	Fitting, 3/8" NPT x 3/8" Hose Barb Elbow	P12709	1	
12	Clamp, Single Snap Grip #38	016845	6	
13	Hose, 3/8" x 44"	016829	1	
14	Tie Wrap, 3/16" x 5 1/2" UV Black	F05089-3	6	
15	Fitting, 1/4" NPT x 1/4" Tube Straight	P20903	3	
16	Valve, 1/4" NPT Female Needle	051392	2	
17	Hose, 1/4" x 24"	016886	1	
18	Fitting, 1/4" NPT Coupling	P03420	1	
19	Fitting, 1/4" NPT Branch Tee	015486	1	
20	Fitting, 1/4" NPT x 3/8" Hose Barb	014685	3	
21	Fitting, 1/4" NPT Male x 1/4" Female x 2	P05382	1	
22	Fitting, 1/4" NPT Nipple	P21524	1	
23	Hose, 3/8" ID x 25" Tygothane	038495	1	
24	Hose, 3/8" x 3"	038494	1	
25	Filter, 3/8" Hose Barb Lube	033447	1	
26	Hose, 3/8" x 40"	016884	1	
27	Fitting, 1/2" x 1/2" Compression Coupler	016935	1	
28	Cap, Barrel Vent	016785	1	
29	Fitting, 3/8" Barb Foot Check Valve	016939	1	
30	Fitting, 5/8" NPT x 3/8" Hose Barb	014113	1	
31	Valve, 3/4" NPT Elbow PVC	014100	1	
32	Fitting, 3/4" FPT x 3/4" MPT	014636	1	
33	Cap, 70mm Bottle (Modified)	036744	1	
34	Bottle, 5 Gallon Plastic	014637	1	
35	Bracket, Auxiliary Tank Mount	038498	1	
36	Bolt, 3/8-16 x 1 1/2" Hex Head Grade 5	F05007-78	2	
37	Bolt, 3/8-16 x 3" Hex Head Grade 5	F05007-73	2	

9.2 Pressure Lube System (Optional)

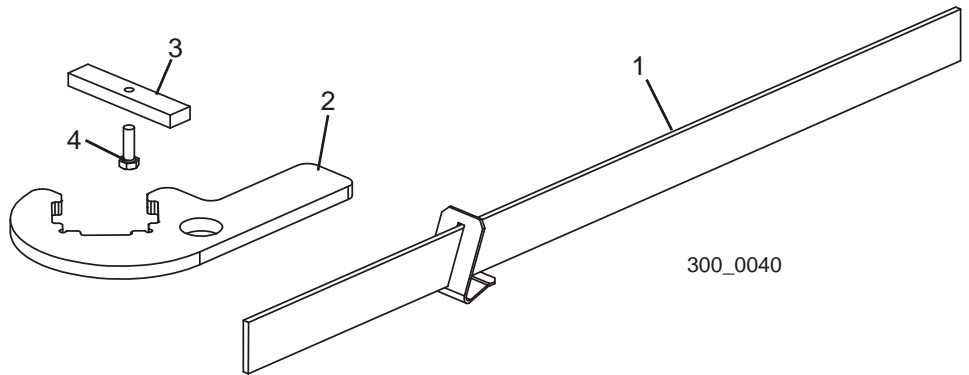


REF	DESCRIPTION (◆ Indicates Parts Available In Assemblies Only)	PART #	QTY.
	LUBE SYSTEM, WM3000 OPTIONAL PRESSURE BLADE	051431	1
1	Bracket, Pressure Lube Mount	036685	1
2	Bolt, 3/8-16 x 3" Hex Head Full Thread	F05007-1	2
3	Washer, 3/8" SAE Flat	F05011-3	2
4	Nut, 3/8-16 Hex Nylon Lock	F05010-10	2
5	Decal, Pressure Lube Layout	036747	1
6	Reservoir Assembly, Pressure Lube	051434	1
7	Valve, 1/4" NPT Brass Female Needle	051392	2
8	Fitting, 1/4" NPT x 1/4" Tube 90° Elbow Air	P21519	1
9	Valve, 1/4" NPT Male-Female Check	051394	2

Miscellaneous 9
Pressure Lube System (Optional)

10	Fitting, 1/4" NPT x 1/2" Tube Tee	038737	1	
11	Regulator, 1/4" NPT 125 PSI Water	051427	1	
12	Fitting, 1/4" NPT Hex Pipe Nipple	P05389	2	
13	Fitting, 1/4" NPT Female-Male-Female Tee	P05382	1	
14	Fitting, 1/4" NPT x 3/8" Tube 90° Elbow Air	P21521	1	
15	Valve, 1/4" NPT Water NC 2-Way Solenoid	051432	1	
	Cable Assembly, WM3000 Lube Pump	052222	1	
16	Fitting, 1/4" NPT x 1/4" Tube Straight Air	P20903	1	
17	Fitting, 1/4" Tube Air Tee	P21544	1	
18	Bracket, Solenoid Mount	036688	1	
19	Screw, #10-24 x 1/2" Unslotted Hex Stainless Steel	F05004-27	4	
20	Nut, #10-24 Self-Locking Hex	F05010-14	4	
21	Screw, #8-32 x 3/8" Round Head Grade 5	F05004-157	2	
22	Gauge, 160 PSI	P02766	1	
23	Bracket, Regulator Mount	051429	1	
24	Fitting, 1/2" NPT x 1/4" NPT Hex Nipple	038484	1	
25	Valve, 1/2" NPT Vacuum Break Dual Check	038483	1	
26	Fitting, 1/2" NPT x 1/4" NPT 90° Elbow	016881	1	
27	Strainer, 1/4" NPT 100 Mesh Inline	051882	1	
28	Fitting, 1/4" NPT x Female Water Hose	051433	1	
29	Fitting, 1/8" NPT x 3/8" Tube 90° Elbow	P21552	1	
30	Washer, 5/16" Split Lock	F05011-13	4	
31	Bolt, 5/16-24 x 3/4" Hex Head Grade 5 Full Thread	F05006-105	4	
32	Tubing, 1/4" Air	R01869	2 ft.	
33	Tubing, 3/8" Air	R01869-1	5.147 ft.	
34	Tubing, 1/2" Air	R01869-2	3 ft.	

9.3 Tools

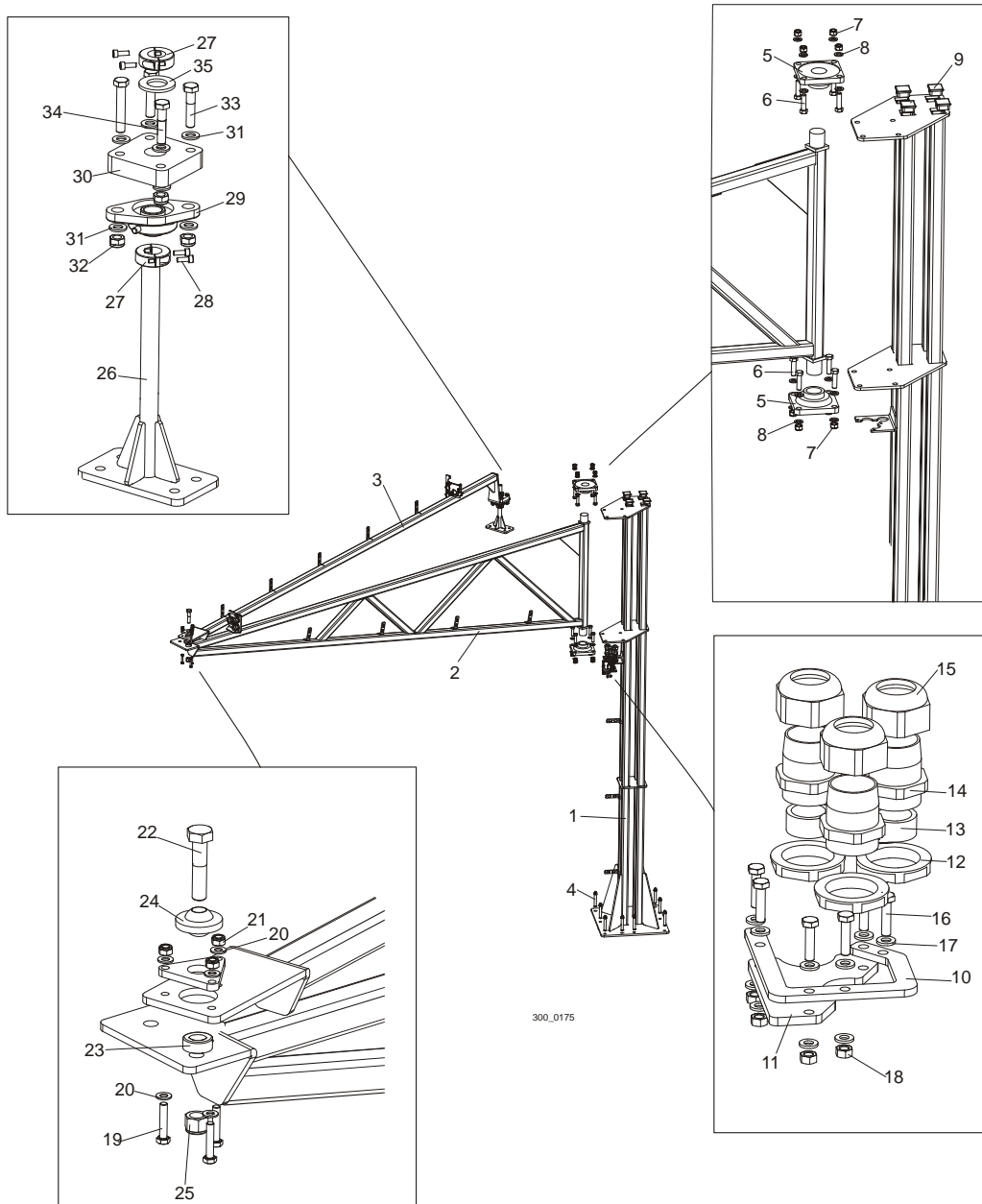


REF	DESCRIPTION (◆ Indicates Parts Available In Assemblies Only)	PART #	QTY.
1	ALIGNMENT TOOL, BLADE GUIDE	LTBGAT	1
2	ALIGNMENT TOOL, BLADE GUIDE ARM	042700	1
3	BLOCK, BLADE GUIDE ALIGNMENT	035799	2
4	BOLT, #10-32 X 5/8" HEX HEAD	F05004-152	2
	HONE, 6" COURSE DIAMOND BENCH SHARPENING (NOT SHOWN)	017813	1

9.4 Manuals

REF	DESCRIPTION (◆ Indicates Parts Available In Assemblies Only)	PART #	QTY.	
WM3000 Manuals				
1	MANUAL, WM3000 OPERATOR'S	988	1	
2	MANUAL, WM3500 OPERATOR'S	990	1	
3	MANUAL, WM3000 PARTS	991	1	
4	MANUAL, WM3500 PARTS	992	1	
Option Manuals				
5	MANUAL, IC1 INCLINE CONVEYOR OPTION	1121	1	
6	MANUAL, TD1 TRANSFER DECK OPTION	1062	1	
7	MANUAL, LD12/LD20 LOG INFEED DECK OPTION	1024	1	
Schematics				
8	SCHEMATIC, WM3000 ELECTRICAL	1014a	1	
9	SCHEMATIC, WM3500 ELECTRICAL	1016	1	

9.5 Pantograph Assembly



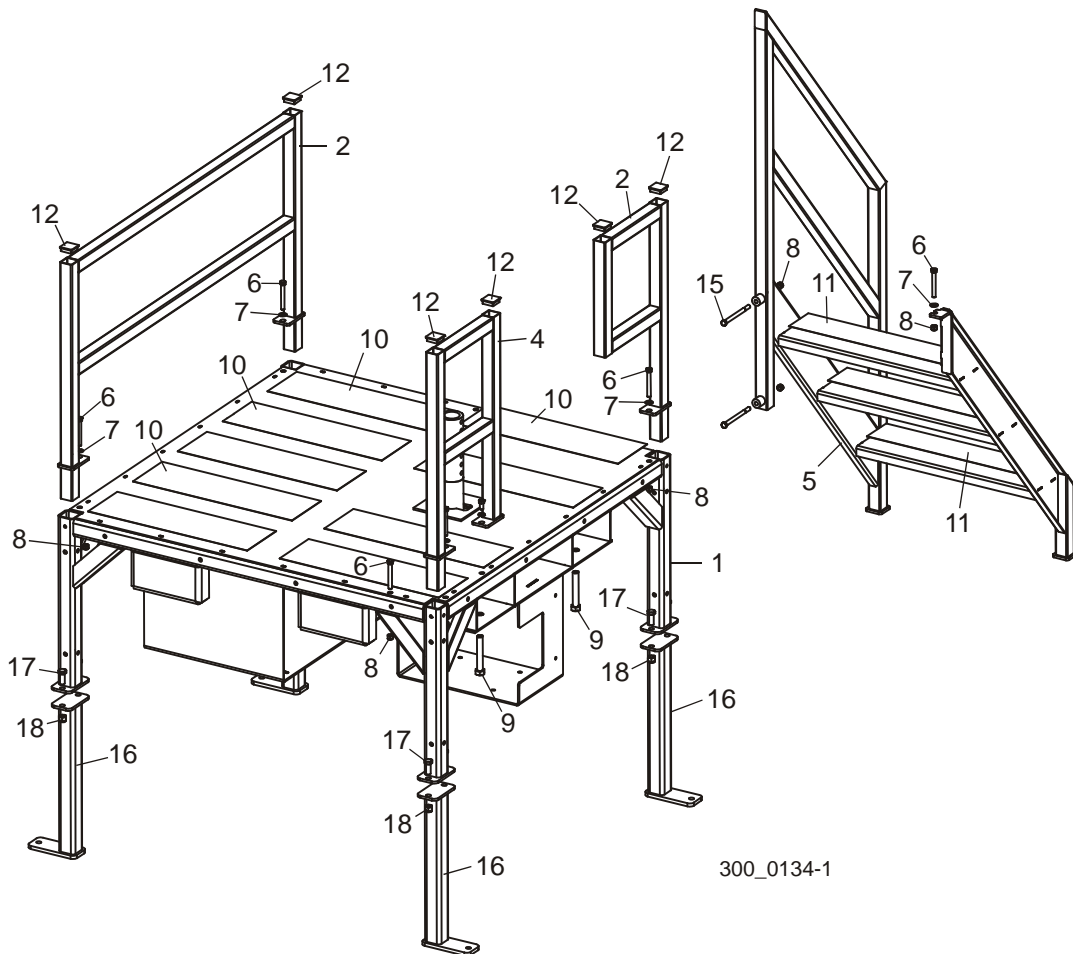
300_0175

REF	DESCRIPTION (◆ Indicates Parts Available In Assemblies Only)	PART #	QTY.
	PANTOGRAPH ASSEMBLY		
	PANTOGRAPH ASSEMBLY WM3500	503400	1
1	TUBE WELDMENT, PANTOGRAPH	503575-1	1
2	ARM WELDMENT, WM3000 PANTOGRAPH A-FRAME	503585-1	1
3	ARM WELDMENT, WM3000 PANTOGRAPH CONNECTOR	503597-1	1

4	BOLT, LT 16X120 CONCRETE WEDGE ANCHOR	501877	8	
5	BEARING,UCF 211 W/HOUSING(55 DIA. SHAFT)	089889	2	
6	BOLT, M16x60-8.8-HEX HEAD FULL THREAD ZINC	F81006-12	8	
7	NUT, M16,HEX, NYLON ZINC LOCK	F81036-2	8	
8	WASHER, 17 FLAT ZINC	F81058-1	16	
9	CAP,50X50(3-5MM THICK)19927 SHR TUBE END	095371	4	
10	CONNECTOR, PANTOGRAPH GLAND BRACKET, PTD	503577-1	3	
11	PLATE, PANTOGRAPH CABLE	503579-1	3	
12	GLAND, DP7/H CABLE	F81096-1	9	
13	GLAND, DP7/H CABLE	F81096-1	9	
14	GLAND, DP7/H CABLE (BODY)	F81096-1	9	
15	GLAND, DP7/H CABLE (NUT)	F81096-1	9	
16	BOLT, M6X25MM,HEX HEAD,GR 8.8,ZINC	F81001-3	18	
17	WASHER, 6.4 FLAT ZINC	F81053-1	18	
18	NUT, M6, HEXAGON,FREE, GRADE 5(8.8)ZINC	F81031-1	18	
19	BOLT, M10X50MM,HEX HEAD FULL THRD ZINC	F81003-4	3	
20	WASHER, 10.5 FLAT ZINC	F81055-1	6	
21	NUT, M10-8-B HEX NYLON ZINC LOCK	F81033-1	3	
22	BOLT, 3/4 -10x3 1/2 HH	F05009-54	1	
23	RING, 25 RETAINING ZINC	F81039-4	1	
24	BALL JOINT, 3/4IDx2 1/2OD	042538	1	
25	NUT, 3/4-10, NYLON LOCK	F05010-103	1	
26	BRACKET, PANTOGRAPH PIVOT WLDMT/ZINC	503606-1	1	
27	RING, FI25 SLOTTED	503602	2	
28	SCREW, M6x16, HEX SOCKET HEAD CAP	F81001-21	4	
29	BEARING, UCFL 205	089124	1	
30	BLOCK, BEARING MOUNT	503601	1	
31	WASHER, 13 FLAT ZINC	F81056-1	1	
32	NUT, M12-8 HEX NYLON ZINC LOCK	F81034-2	4	
33	BOLT, M12x70 8.8 HEX HEAD ZINC	F81004-39	2	
34	BOLT, M12x55 - 8.8 HEX HEAD FULL THREAD ZINC	F81004-43	2	
35	WASHER 28 ZINC	F81061-1	1	

SECTION 10 OPERATOR STATION

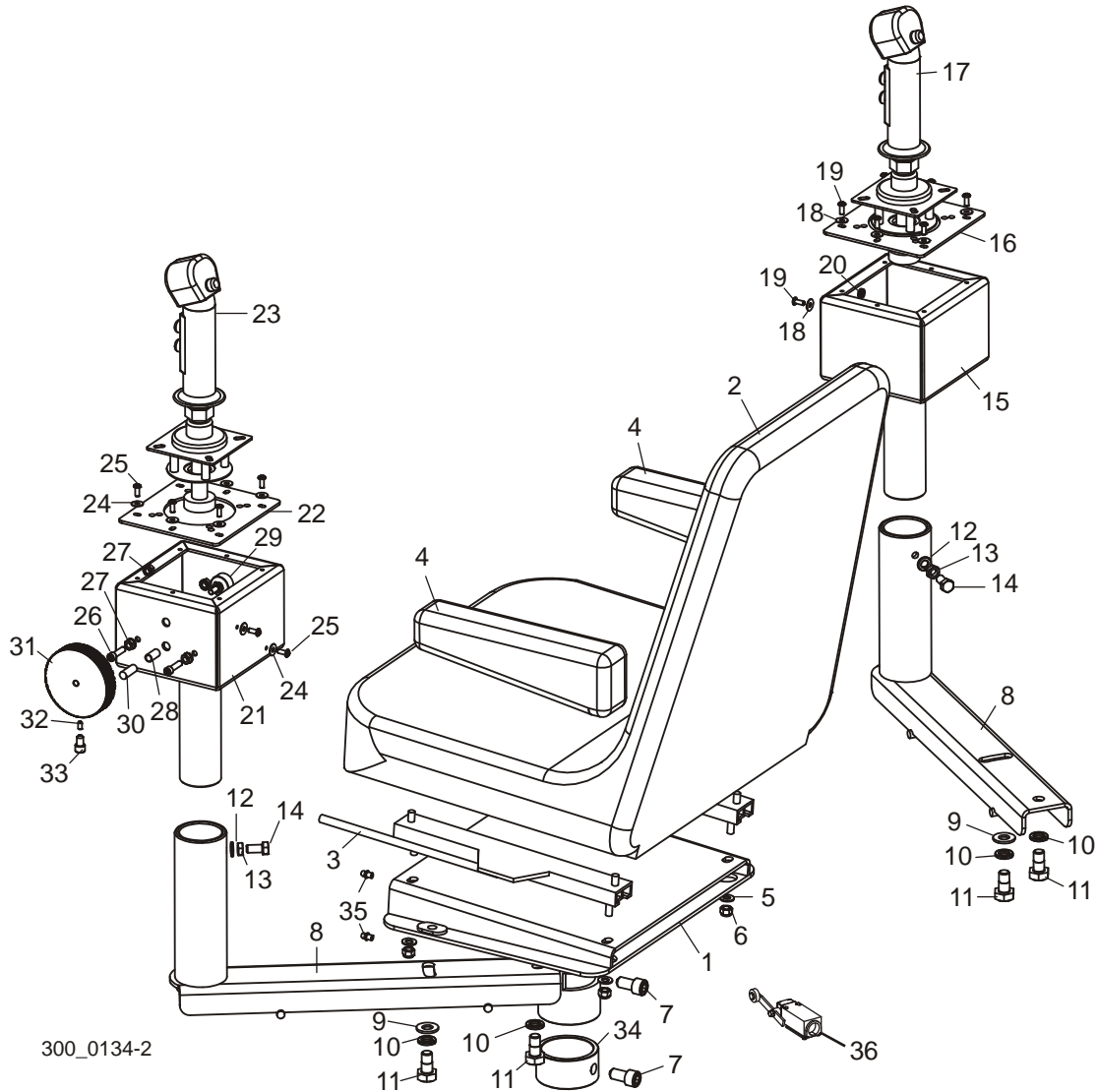
10.1 Frame, Rails & Ladder



REF	DESCRIPTION (◆ Indicates Parts Available In Assemblies Only)	PART #	QTY.
1	FRAME WELDMENT, OPERATOR STATION	038893	1
2	RAIL WELDMENT, LONG	045118	1
3	RAIL WELDMENT, SHORT	045119	1
4	RAIL WELDMENT, LEFT REAR	036360	1
5	LADDER WELDMENT, OPERATOR STATION	036474	1
6	BOLT, 3/8-16 X 3" HEX HEAD FULL THREAD	F05007-1	6
7	WASHER, 3/8" SAE FLAT	F05011-3	5
8	NUT, 3/8-16 HEX NYLON LOCK	F05010-10	8
9	BOLT, 5/8-11 X 4" HEX HEAD FULL THREAD GRADE 5	F05009-8	2

10	PAD, NON-SKID	045149	15 Ft.	
11	PAD, NON-SKID STEP	016895	3	
12	PLUG, 1 1/2" SQUARE 14 GA. WALL CAP	016843	6	
13	WASHER, 3/8" SPLIT LOCK	F05011-4	1	
14	BOLT, 3/8-16 X 3/4" HEX HEAD GRADE 5	F05007-118	1	
15	BOLT, 3/8-16 X 5" HEX HEAD GRADE 5	F05007-86	2	
	LEG ASSEMBLY, 18" EXTENSION	036461	4	
16	Leg Weldment, Operator Station 18" Extension	051353	1	
17	Bolt, 1/2-13 x 1 1/4" Hex Head Grade 5	F05008-37	2	
18	Nut, 1/2-13 Hex Nylon Lock	F05010-8	2	

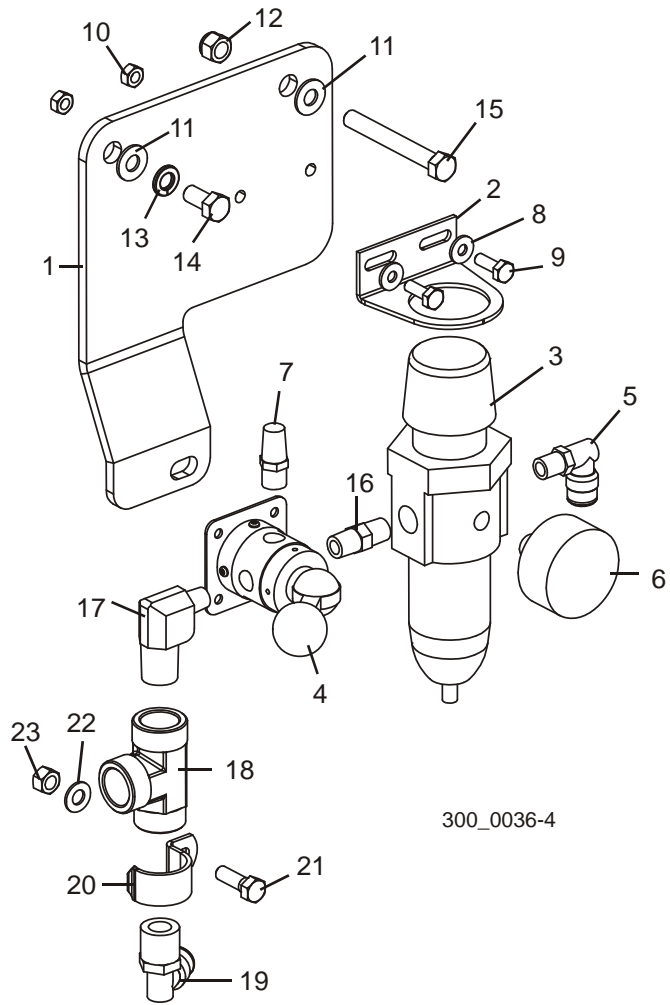
10.2 Seat & Joystick Controls



REF	DESCRIPTION (◆ Indicates Parts Available In Assemblies Only)	PART #	QTY.
1	MOUNT WELDMENT, OPERATOR SEAT	045134	1
2	SEAT, OPERATOR	038719	1
3	ADJUSTER ASSEMBLY, OPERATOR SEAT (MILSCO)	038720	1
4	ARMREST, OPERATOR SEAT (PAIR, MILSCO)	038721	1
5	WASHER, 5/16" SAE FLAT	F05011-17	4
6	NUT, 5/16-18 NYLON LOCK	F05010-58	4
7	BOLT, 1/2-20 X 1" SOCKET HEAD	F05008-57	2
8	ARM WELDMENT, CONTROL	038857	2
9	WASHER, 1/2" SAE FLAT	F05011-2	2

10	WASHER, 1/2" SPLIT LOCK	F05011-9	4	
11	BOLT, 1/2-13 X 1" HEX HEAD	F05008-50	4	
12	WASHER, 3/8" SPLIT LOCK	F05011-4	2	
13	NUT, 3/8-16 HEX JAM	F05010-29	2	
14	BOLT, 3/8-16 X 3/4" HEX HEAD GRADE 5	F05007-118	2	
	CONTROL ASSEMBLY, RIGHT JOYSTICK	038865	1	
15	Box Weldment, Right Joystick	038863	1	
16	Cover, Joystick Control Box	038861	1	
17	Joystick, 3-Button Control	036757	1	
18	Washer, #10 SAE Flat	F05011-18	7	
19	Screw, #10-24 x 1/2" Socket Button Head	F05004-35	7	
20	Nut, #10-24 Self-Locking Hex	F05010-14	1	
	CONTROL ASSEMBLY, LEFT JOYSTICK	038864	1	
21	Box Weldment, Left Joystick	038862	1	
22	Cover, Joystick Control Box	038861	1	
23	Joystick, 3-Button Control	036757	1	
24	Washer, #10 SAE Flat	F05011-18	8	
25	Screw, #10-24 x 1/2" Socket Button Head	F05004-35	8	
26	Bolt, 1/4-20 x 1" Socket Head	F05005-84	2	
27	Nut, 1/4-20 Self-Locking Hex	F05010-9	4	
28	Spring, LC-040E-10SS	P06460	1	
29	Potentiometer Assembly, 4-20mA 24V w/Connectors	025200	1	
30	Pin, Cam Brake	S10663	1	
31	Knob, Speed Control	035559	1	
32	Screw, #10-32 x 3/8" Cup Point Socket Set	F05004-188	1	
33	Bolt, 5/16-18 x 1/2" Socket Head	F05006-39	1	
34	COLLAR, SEAT POST MOUNT	045135	1	
35	FITTING, 1/4-28 GREASE	P05060	2	
36	SWITCH, GLCB01A2B SAFETY	086469	1	

10.3 Air Supply



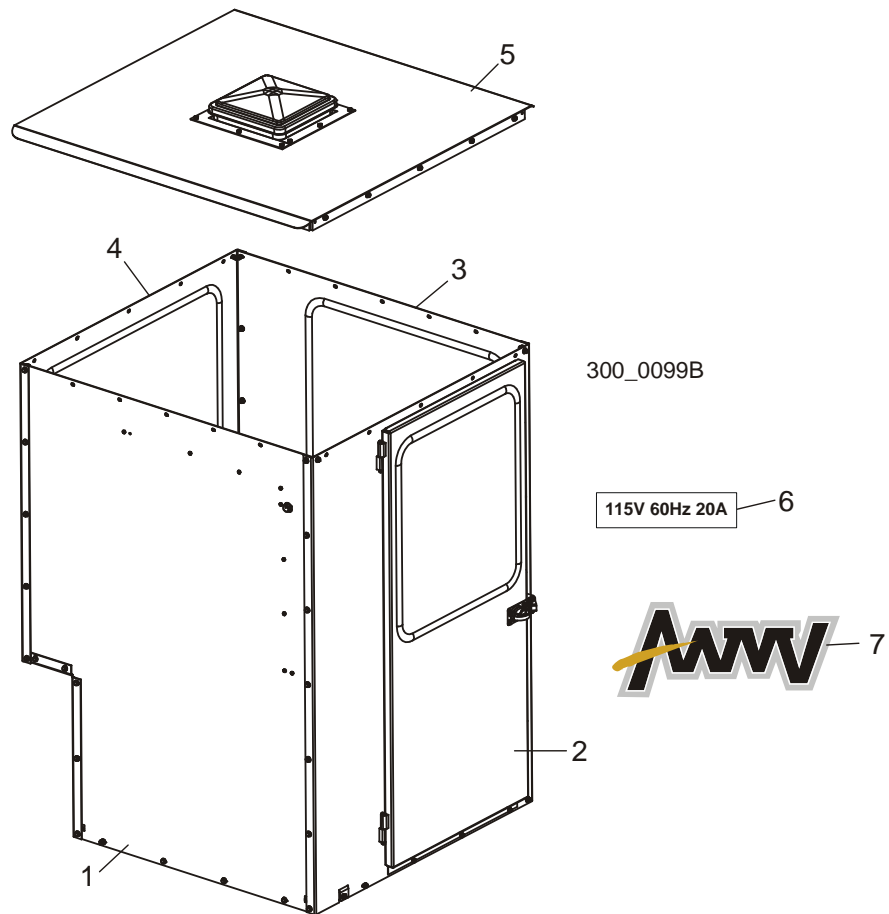
300_0036-4

REF	DESCRIPTION (◆ Indicates Parts Available In Assemblies Only)	PART #	QTY.
	AIR SUPPLY, WM3000	016887	1
1	Plate, Air Supply Mount	016888	1
2	Bracket, Air Filter Mount	P21511	1
3	Filter, B11-02 WJC Regulator	P21510	1
4	Valve, 250V3 Air	P21513	1
5	Fitting, 1/4" NPT x 3/8" Air 90° Elbow	P21521	1
6	Gauge, Air Pressure	P21512	1
7	Fitting, 1/4" NPT Air Muffler	P20904	1
8	Washer, 1/4" SAE Flat	F05011-11	2
9	Bolt, 1/4-20 x 3/4" Hex Head Full Thread	F05005-1	2
10	Nut, 1/4-20 Hex Lock	F05010-21	2
11	Washer, 3/8" SAE Flat	F05011-3	2

12	Nut, 3/8-16 Nylon Lock	F05010-10	1	
13	Washer, 3/8" Split Lock	F05011-4	1	
14	Bolt, 3/8-16 x 3/4" Hex Head Grade 5	F05007-118	1	
15	Bolt, 3/8-16 x 3" Hex Head Full Thread	F05007-1	1	
16	Fitting, 1/4" Hex Pipe Nipple	P05389	1	
17	Fitting, 1/2" NPT x 1/4" NPT 90° Elbow	016881	1	
18	Fitting, 1/2" NPT Female Tee	016793	1	
19	Fitting, 1/2" NPT x 1/2" Air 90° Elbow	016880	1	
20	Clamp, 1" EMT	P05436	1	
21	Bolt, 5/16-18 x 1" Hex Head	F05006-1	1	
22	Washer, 5/16" SAE Flat	F05011-17	1	
23	Nut, 5/16-18 Hex Lock	F05010-6	1	

SECTION 11 CAB OPTION

11.1 Cab

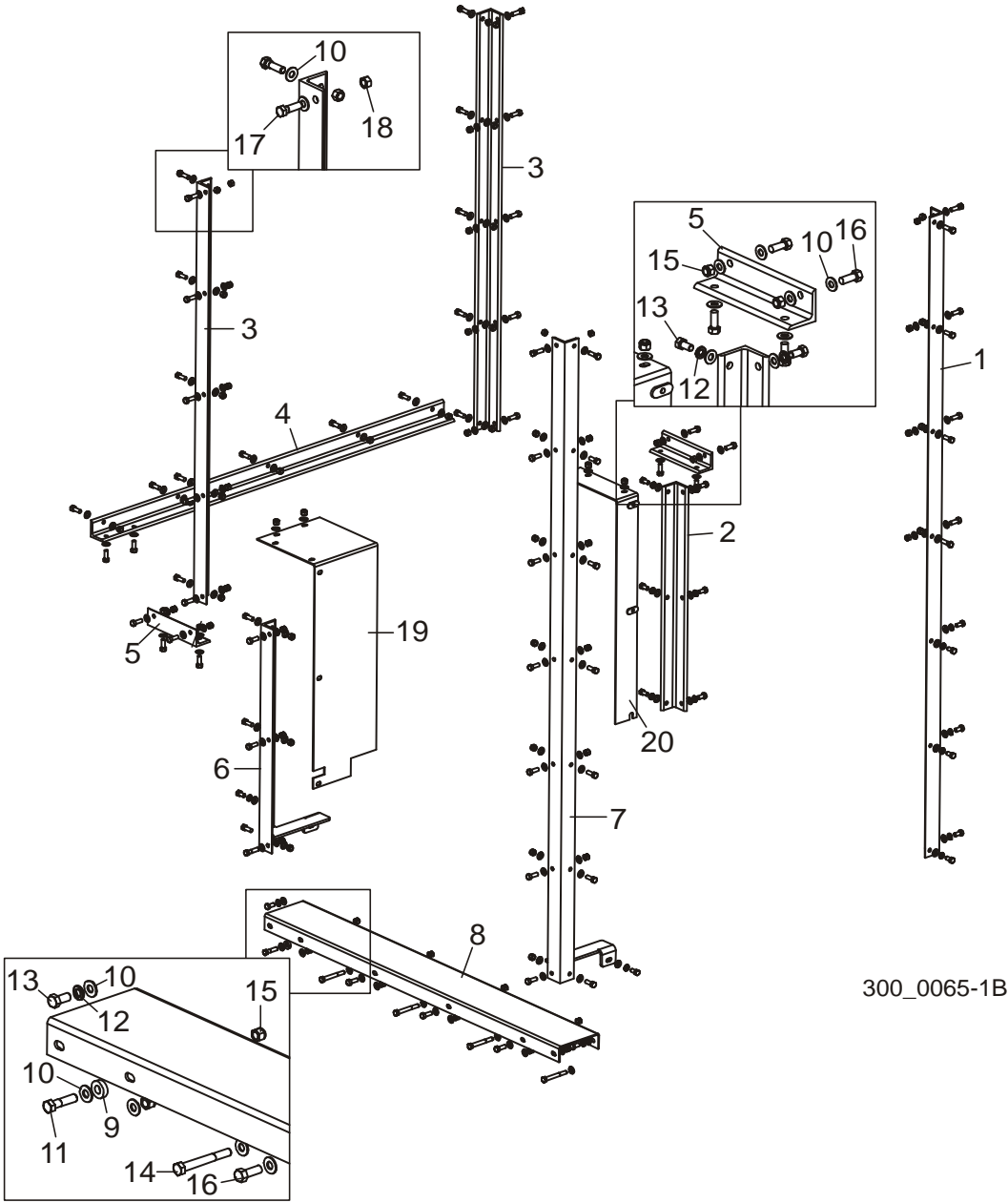


REF	DESCRIPTION (◆ Indicates Parts Available In Assemblies Only)	PART #	QTY.
	CAB OPTION, WM3000	CAB2	1
1	Rear Panel Parts (See Section 11.3)		
2	Right Panel Parts (See Section 11.4)		
3	Front Panel Parts (See Section 11.5)		
4	Left Panel Parts (See Section 11.6)		
5	Roof Parts (See Section 11.7)		
6	Decal, Cab Voltage	042676	1
7	Decal, AWMV Logo 18"	052269	1

11.2 Frame

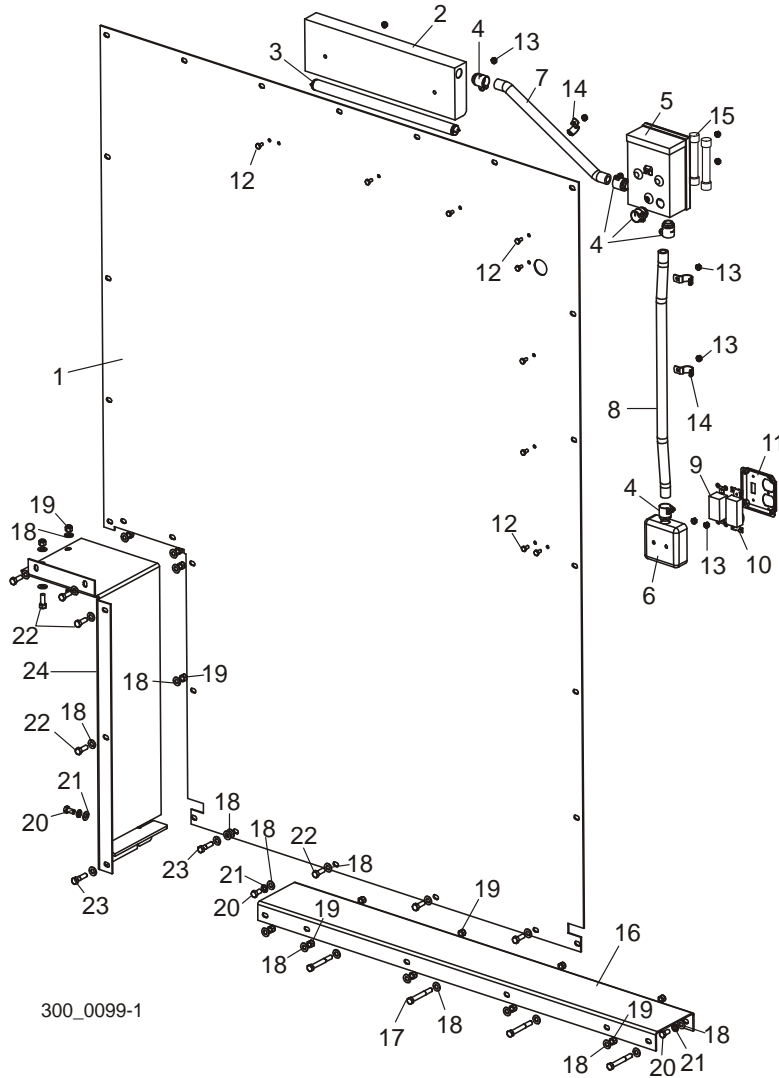
CAB1

Rev. A1.00



300_0065-1B

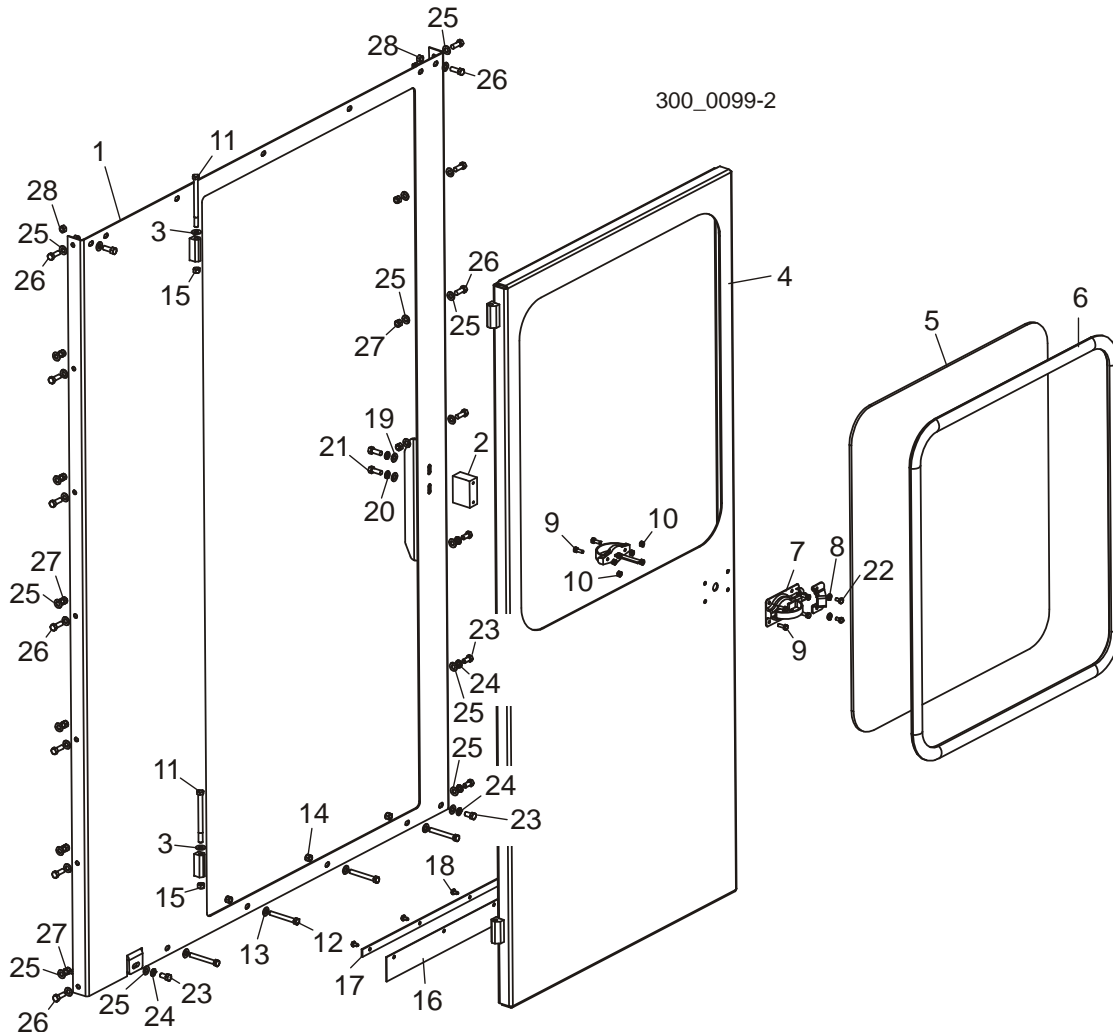
11.3 Rear Panel



REF	DESCRIPTION (◆ Indicates Parts Available In Assemblies Only)	PART #	QTY.
	PANEL ASSEMBLY, CAB2 REAR	036602	1
1	Panel, Cab2 Rear	036601	1
2	Fixture, Flourescent Uncer-Cabinet Light	042590	1
3	Bulb, 15 Watt Flourescent	016876	1
4	Clamp, 1/2" Flex Conduit	042595	4
5	Camp, 1/2" 90° Flex Conduit	017801	1
6	Disconnect Box, Fusible 2-Wire 240V 30A	042589	1
7	Box, 4" Electrical Utility	042591	1
8	Conduit, 1/2" x 22" Steel Flex	042597	1
9	Conduit, 1/2" x 25" Steel Flex	042596	1

10	Switch, 120VAC 20 Amp Single Pole	042592	1	
11	Receptacle, 120VAC 20 Amp Duplex	042593	1	
12	Cover, Stainless Steel Switch/Plug	042594	1	
13	Bolt, 1/4-20 x 1/2" Hex Head	F05005-15	9	
14	Nut, 1/4-20 Self-Locking Hex	F05010-9	9	
	Wire Nut, Yellow	016863	6	
15	Clamp, 3/4" EMT	P04851	3	
16	Fuse, 20 Amp 250 Volt	E03743	2	
17	CHANNEL WELDMENT, REAR FLOOR	042628	1	
18	BOLT, 3/8-16 X 3" HEX HEAD GRADE 5	F05007-73	4	
19	WASHER, 3/8" SAE FLAT	F05011-3	31	
20	NUT, 3/8-16 HEX NYLON LOCK	F05010-10	15	
21	BOLT, 3/8-16 X 3/4" HEX HEAD	F05007-27	3	
22	WASHER, 3/16" SPLIT LOCK	F05011-4	3	
23	BOLT, 3/8-16 X 1" HEX HEAD	F05007-7	9	
24	BOLT, 3/8-16 X 1 1/2" HEX HEAD GRADE 5	F05007-78	2	
25	PLATE WELDMENT, LOWER LEFT	036591	1	

11.4 Right Panel

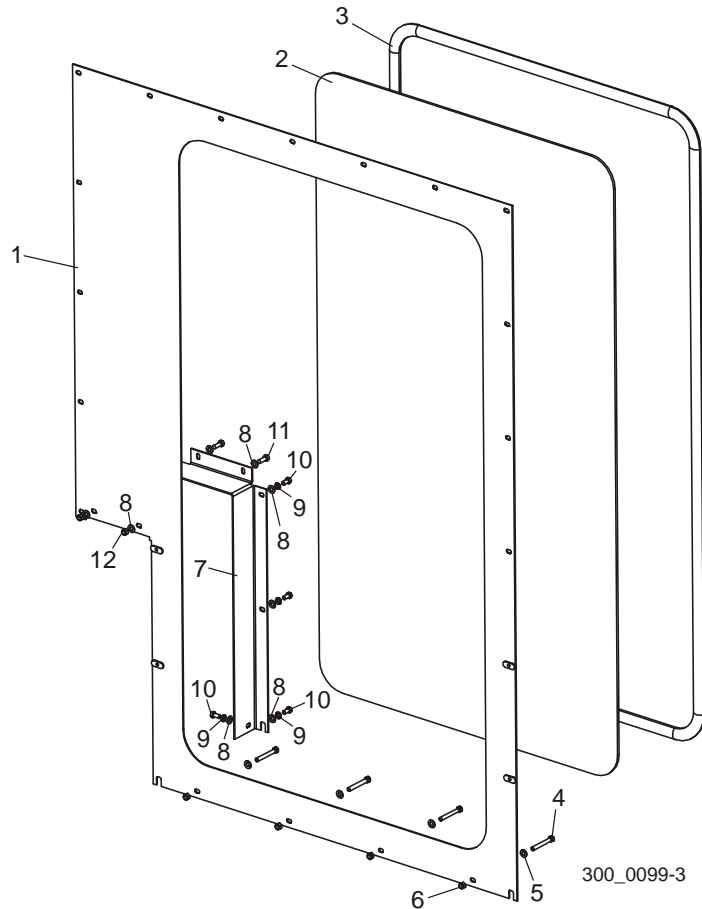


REF	DESCRIPTION (◆ Indicates Parts Available In Assemblies Only)	PART #	QTY.
	PANEL ASSEMBLY, CAB2 RIGHT	036586	1
1	Panel Weldment, Cab2 Right	036585	1
2	Block, Latch Mount	042634	1
3	Washer, Door Hinge	042578	1
4	Door Weldment, Cab	042632	1
5	Window, Cab Door	042576	1
6	Seal, Cab Door Window	042575	1
7	Latch, Door	042587	1
8	Washer, 1/4" Split Lock	F05011-14	2
9	Bolt, 1/4-20 x 3/4" Hex Head Full Thread	F05005-1	6
10	Nut, 1/4-20 Hex Lock	F05010-21	6

11	Bolt, 3/8-16 x 5" Hex Head Grade 5	F05007-86	2	
12	Bolt, 3/8-16 x 3" Hex Head Full Thread	F05007-1	4	
13	Washer, 3/8" SAE Flat	F05011-3	4	
14	Nut, 3/8-16 Hex Nylon Lock	F05010-10	4	
15	Nut, 3/8-16 Hex Lock	F05010-25	2	
16	Flap, Rubber Door	042638	1	
17	Plate, Rubber Door Flap	042637	1	
18	Screw, 1/4-20 x 1/2" Self-Tapping	F05015-1	5	
19	Washer, 3/8" SAE Flat	F05011-3	2	
20	Washer, 3/8" Split Lock	F05011-4	2	
21	Bolt, 3/8-16 x 1" Hex Head	F05007-7	2	
22	Bolt, 1/4-20 x 1/2" Hex Head	F05005-15	2	
23	BOLT, 3/8-16 X 3/4" HEX HEAD	F05007-27	5	
24	WASHER, 3/8" SPLIT LOCK	F05011-4	5	
25	WASHER, 3/8" SAE FLAT	F05011-3	27	
26	BOLT, 3/8-16 X 1" HEX HEAD	F05007-7	13	
27	NUT, 3/8-16 HEX NYLON LOCK	F05010-10	9	
28	NUT, 3/8-16 HEX LOCK	F05010-25	4	

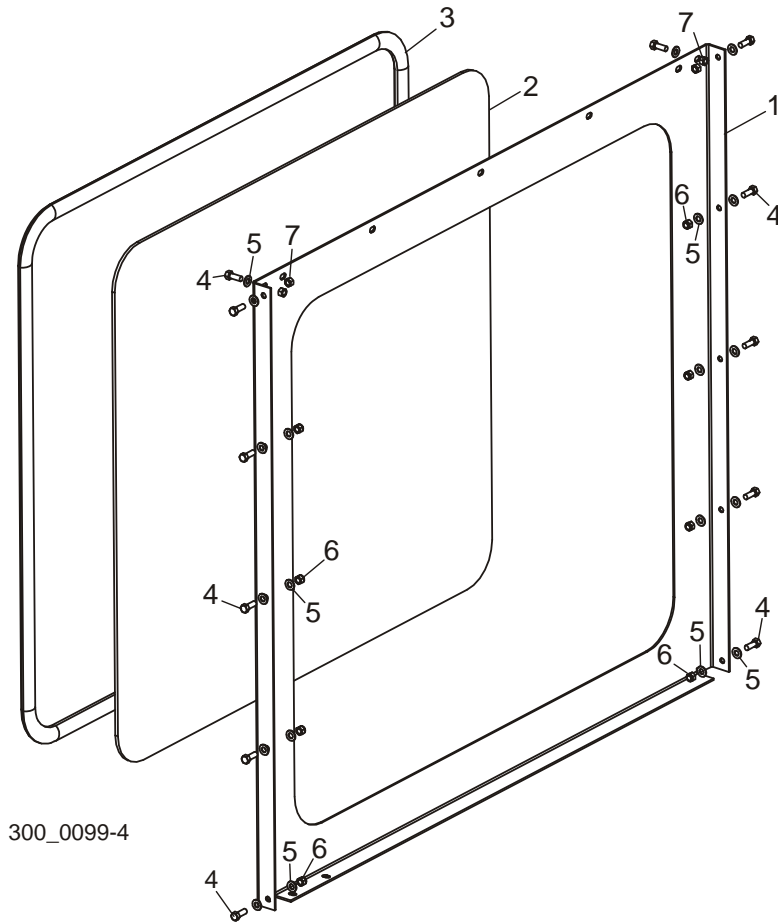


11.5 Front Panel



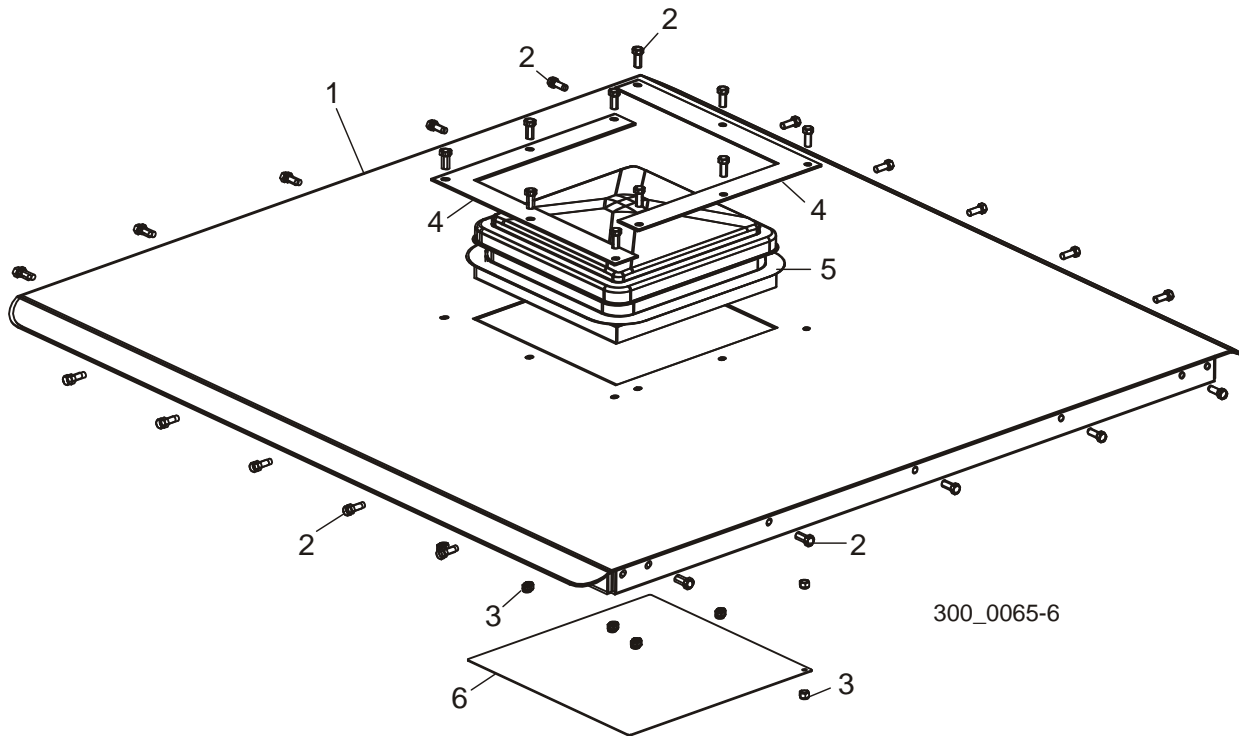
REF	DESCRIPTION (◆ Indicates Parts Available In Assemblies Only)	PART #	QTY.
	PANEL ASSEMBLY, CAB2 FRONT	036605	1
1	Panel Weldment, Cab2 Front	036604	1
2	Window, Cab Front	042631	1
3	Seal, Cab Front Window	042630	1
4	Bolt, 3/8-16 x 3" Hex Head Full Thread	F05007-1	4
5	Washer, 3/8" SAE Flat	F05011-3	4
6	Nut, 3/8-16 Hex Nylon Lock	F05010-10	4
7	PANEL, RIGHT LOWER	036590	1
8	WASHER, 3/8" SAE FLAT	F05011-3	8
9	WASHER, 3/8" SPLIT LOCK	F05011-4	4
10	BOLT, 3/8-16 X 3/4" HEX HEAD	F05007-27	4
11	BOLT, 3/8-16 X 1" HEX HEAD	F05007-7	2
12	NUT, 3/8-16 HEX NYLON LOCK	F05010-10	2

11.6 Left Panel



REF	DESCRIPTION (◆ Indicates Parts Available In Assemblies Only)	PART #	QTY.
	PANEL ASSEMBLY, CAB2 LEFT	036588	1
1	Panel, Cab2 Left	036587	1
2	Window, Cab Left	042574	1
3	Seal, Cab Side Window	042573	1
4	BOLT, 3/8-16 X 1" HEX HEAD	F05007-7	12
5	WASHER, 3/8" SAE FLAT	F05011-3	20
6	NUT, 3/8-16 HEX NYLON LOCK	F05010-10	8
7	NUT, 3/8-16 HEX LOCK	F05010-25	4

11.7 Roof



REF	DESCRIPTION (◆ Indicates Parts Available In Assemblies Only)	PART #	QTY.
	ROOF ASSEMBLY, CAB	042635	1
1	Roof Weldment, Cab	042623	1
2	Bolt, 3/8-16 x 1" Hex Head	F05007-7	30
3	Nut, 3/8-16 Hex Nylon Lock	F05010-10	30
4	Plate, Vent Mount	016866	2
5	Vent, Plastic Dome	016867	1
6	Plate, Roof Cover	042629	1