

# INDUSTRIAL PRODUCTS

## Parts Manual

---

**WM3000**

**rev. B3.03**

---



**Safety is our #1 concern!** Read and understand all safety information and instructions before operating, setting up or maintaining this machine.

*Form #991*

# Table of Contents

# Section-Page

<b>SECTION 1</b>	<b>GENERAL INFORMATION</b>	<b>1-1</b>
1.1	How To Use The Parts List .....	1-1
1.2	Sample Assembly .....	1-1
<b>SECTION 2</b>	<b>BLADE GUIDE ASSEMBLIES &amp; BLADE GUIDE ARM</b>	<b>2-1</b>
2.1	Blade Guide Assembly, Idle Side.....	2-1
2.2	Blade Guide Assembly, Idle Side (Optional).....	2-3
2.3	Blade Guide Assembly, Drive Side .....	2-5
2.4	Blade Guide Assembly - Drive Side (Optional).....	2-7
2.5	Blade Guide Arm.....	2-9
<b>SECTION 3</b>	<b>BLADE WHEELS &amp; TENSIONER</b>	<b>3-1</b>
3.1	Blade Wheel Shaft Assembly - Drive Side .....	3-1
3.2	Idle-Side Blade Wheel Shaft/Brake Drum .....	3-2
3.3	Belted Blade Wheel Kit (Standard).....	3-3
3.4	Crowned Blade Wheel Kit (Optional).....	3-5
3.5	Brake Actuator Assembly.....	3-7
3.6	Blade Motor Drive Assembly.....	3-9
<b>SECTION 4</b>	<b>SAW HEAD</b>	<b>4-1</b>
4.1	Board Return .....	4-1
4.2	Board Return Guide.....	4-2
4.3	Blade Housing & Sawdust Chute.....	4-3
4.4	Sawdust Blow-Off Assembly .....	4-5
4.5	Laser Assembly .....	4-6
4.6	WM3000 Decals.....	4-7
4.7	Operator Seat Decals .....	4-9
4.8	Head/Air Box Assembly.....	4-10
<b>SECTION 5</b>	<b>UP/DOWN SYSTEM</b>	<b>5-1</b>
5.1	Mast Pads & Up/Down Rollers .....	5-1
5.2	Up/Down Bearing Rails .....	5-3
5.3	Up/Down Drive (WM3000/3500/3500-HD).....	5-4
5.4	Ballscrew Mount (Middle) .....	5-6
5.5	Ballscrew Mount (Top) .....	5-8
5.6	Transducer & Head Stop (WM3000/3500/3500-HD).....	5-9

# Table of Contents

# Section-Page

<b>SECTION 6</b>	<b>POWER FEED SYSTEM</b>	<b>6-1</b>
6.1	Upper Track Rollers .....	6-1
6.2	Lower Track Rollers .....	6-3
6.3	Power Feed Drive .....	6-5
6.4	Power Feed Chain & Head Stops .....	6-7
6.5	Lower Cable Carrier .....	6-8
<b>SECTION 7</b>	<b>BED FRAME ASSEMBLY</b>	<b>7-1</b>
7.1	Bed Rail, Front .....	7-1
7.2	Bed Rails .....	7-3
7.3	Wireway Assembly .....	7-4
7.4	WM3000/3500 Pantograph Wireway Assembly .....	7-6
7.5	Cable Carrier .....	7-8
7.6	Stationary Legs .....	7-9
7.7	Board Return Roller Assembly .....	7-11
<b>SECTION 8</b>	<b>HYDRAULIC SYSTEM</b>	<b>8-1</b>
8.1	Hydraulic Hoses, Standard Hydraulic System .....	8-1
8.2	Hydraulic Hoses, Super Hydraulic System .....	8-2
8.3	Hydraulic Valves .....	8-4
8.4	Chain Log Turner .....	8-7
8.5	Hydraulic Log Side Supports (WM3000S/3500S) .....	8-9
8.6	Hydraulic Log Side Supports (WM3000Super/3500Super) .....	8-11
8.7	Hydraulic Log Clamp .....	8-14
8.8	Hydraulic Log Clamp, Standard .....	8-16
8.9	Hydraulic Log Clamp, Optional .....	8-18
8.10	Hydraulic Toe Board .....	8-20
8.11	Power Toe Roller .....	8-22
8.12	Hydraulic Pump & Tank .....	8-24
<b>SECTION 9</b>	<b>MISCELLANEOUS</b>	<b>9-1</b>
9.1	Blade Lube System .....	9-1
9.2	Pressure Lube System (Optional) .....	9-3
9.3	Tools .....	9-5
9.4	Manuals & Diagrams .....	9-6
9.5	Pantograph Assembly .....	9-7
<b>SECTION 10</b>	<b>OPERATOR STATION</b>	<b>10-1</b>
10.1	Frame, Rails & Ladder .....	10-1
10.2	Seat & Joystick Controls .....	10-3
10.3	Air Supply Assembly .....	10-5

# Table of Contents

# Section-Page

## SECTION 11 CAB OPTION

11-1

11.1	Cab.....	11-1
11.2	Frame .....	11-2
11.3	Rear Panel.....	11-4
11.4	Right Panel .....	11-6
11.5	Front Panel.....	11-8
11.6	Left Panel.....	11-9
11.7	Roof .....	11-10

## SECTION 1 GENERAL INFORMATION

### 1.1 How To Use The Parts List

- Use the table of contents or index to locate the assembly that contains the part you need.
- Go to the appropriate section and locate the part in the illustration.
- Use the number pointing to the part to locate the correct part number and description in the table.
- Parts shown indented under another part are included with that part.
- Parts marked with a diamond (◆) are only available in the assembly listed above the part.

See the sample table below. Sample Part #A01111 includes part F02222-2 and subassembly A03333. Subassembly A03333 includes part S04444-4 and subassembly K05555. The diamond (◆) indicates that S04444-4 is not available except in subassembly A03333. Subassembly K05555 includes parts M06666 and F07777-77. The diamond (◆) indicates M06666 is not available except in subassembly K05555.

<b>1.2 Sample Assembly</b>				
REF	DESCRIPTION (◆ Indicates Parts Available In Assemblies Only)	PART #	QTY.	
	<b>SAMPLE ASSEMBLY, COMPLETE (INCLUDES ALL INDENTED PARTS BELOW)</b>	A01111	1	
1	Sample Part	F02222-22	1	
	Sample Subassembly (Includes All Indented Parts Below)	A03333	1	
2	Sample Part (◆ Indicates Part Is Only Available With A03333)	S04444-4	1	◆
	Sample Subassembly (Includes All Indented Parts Below)	K05555	1	
3	Sample Part (◆ Indicates Part Is Only Available With K05555)	M06666	2	◆
4	Sample Part	F07777-77	1	

#### To Order Parts:

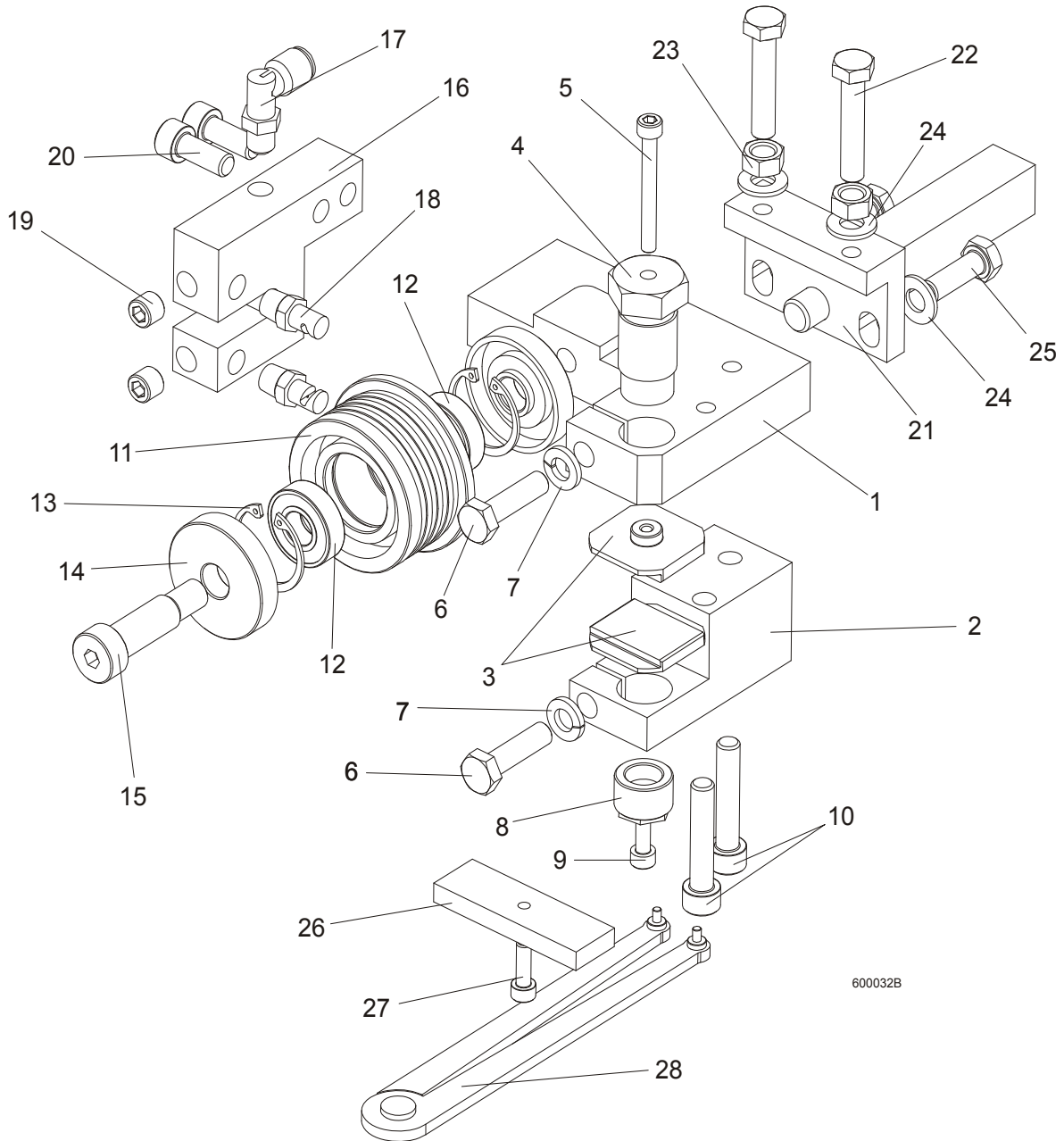
- From Europe call your local distributor or our European Headquarters and Manufacturing Facility in Kolo - Poland, Nagórna 114 St at +48-63-2626000. From the continental U.S., call **1-800-448-7881** to order parts. Have your customer number, vehicle identification number, and part numbers ready when you call.



**CAUTION!** It is recommended that only original spare parts be used.

**SECTION 2 BLADE GUIDE ASSEMBLIES & BLADE GUIDE  
ARM**

2.1 Blade Guide Assembly, Idle Side



# 2

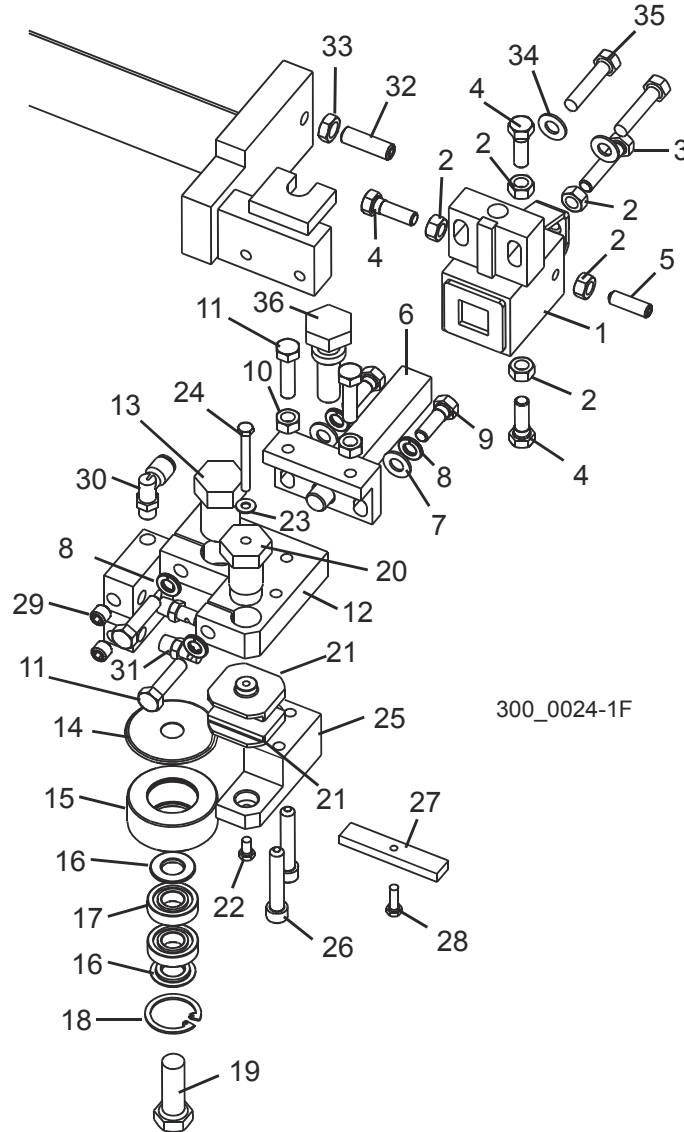
## Blade Guide Assemblies & Blade Guide Arm

### Blade Guide Assembly, Idle Side

REF.	DESCRIPTION (◆ Indicates Parts Available In Assemblies Only)	PART #	QTY.
	<b>BLADE GUIDE ASSEMBLY - IDLE SIDE, EXTENDED (FOR USE W/1 1/2" BLADES)</b>	092997	1
1	Block, Blade Guide Mount Zinc-plated	090947-1	1
2	Block, Lower Pad Mount Zinc-plated	090948-1	1
3	Block, Blade Guide Zinc-plated	093430-1	2
4	Bolt, Upper Pad Adjustment Zinc-plated	089515-1	1
5	Screw, M5x45 DIN912 A2-70 Hex Socket Head Cap Stainless Steel	F81000-24	1
6	Bolt, M8x30 DIN933 A2-70 Stainless Steel	F81002-27	2
7	Washer, 8.2 Split Lock Zinc	F81054-4	2
8	Screw, Lower Pad Adjuster Zinc-plated	516191-1	1
9	Screw, M5x10 DIN912 A2-70 Hex Socket Head Cap Stainless Steel	F81000-23	1
10	Screw, M8x40-8.8 Hex Socket Head Cap Zinc	F81002-29	2
	Roller, Blade Guide w/Bearing - Extended	092939	1
11	Roller, Blade Guide Extended	087890	1
12	Bearing, 6001 2RSR NACHI	087893	2
13	Ring, W28 Inside Retaining	F81090-9	2
14	Washer, Blade Guide Roller Spacer Zinc-plated	087891-1	1
	Washer, Blade Guide Roller Spacer Zinc-plated	087892-1	1
15	Bolt, 12/M10x30 12.9 ISO 7379 Shoulder	F81003-70	1
	Bolt, 12/M10x35 12.9 ISO 7379 Shoulder (used with the Extender Roller only)	F81003-48	1
16	Block, Nozzle Mounting Zinc-plated	090487-1	1
17	Fitting, 1/8NPTx1/4 Tube Elbow Swivel	P09736	1
18	Nozzle, Blade Lube Spray	033479	2
19	Plug, M10x1 DIN 906 BN40 "BOSSARD"	F81015-3	2
20	Screw, M8x20-8.8 Hex Socket Head Cap Zinc	F81002-30	2
21	Pivot Weldment, Blade Guide Zinc-plated	089509-1	1
22	Bolt, M8x40 DIN933 A2-70 Stainless Steel	F81002-28	2
23	Nut, M8 DIN934 A2-70 Stainless Steel	F81032-7	2
24	Washer, 8.4 Flat Zinc	F81054-1	4
25	Bolt, M8x25 DIN933 A2-70 Stainless Steel	F81002-26	2
	Block, Blade Guide Alignment	090951	1
26	Block, Blade Guide Alignment Zinc-plated	090805-1	1
27	Screw, M5X16-8.8 Hex Socket Head Cap Zinc	F81000-25	1
28	Tool, 62860-3 (PERSCHMAN) Lower Pad Adjustment	090949	1



**2.2 Blade Guide Assembly, Idle Side (Optional)**



REF.	DESCRIPTION (◆ Indicates Parts Available In Assemblies Only)	PART #	QTY.	
	<b>GUIDE ASSEMBLY, IDLE SIDE BLOCK/ROLLER</b>	035200	1	
	Block Assembly, Idle Side Blade Guide	036099	1	
<b>1</b>	Block Weldment, Guide Mounting	035219	1	◆
<b>2</b>	Nut, 5/16-18 Hex	F05010-17	5	
<b>3</b>	Bolt, 5/16-18 x 1 1/2" Hex Head Full Thread Stainless Steel	F05006-119	1	
<b>4</b>	Bolt, 5/16-18 x 1" Hex Head Stainless Steel	F05006-88	3	
<b>5</b>	Screw, 5/16-18 x 1" Stainless Steel Set Flat Point	F05006-122	1	
<b>6</b>	Pivot Weldment, Block Guide	035209	1	
<b>7</b>	Washer, 5/16" SAE Flat	F05011-17	2	

# 2

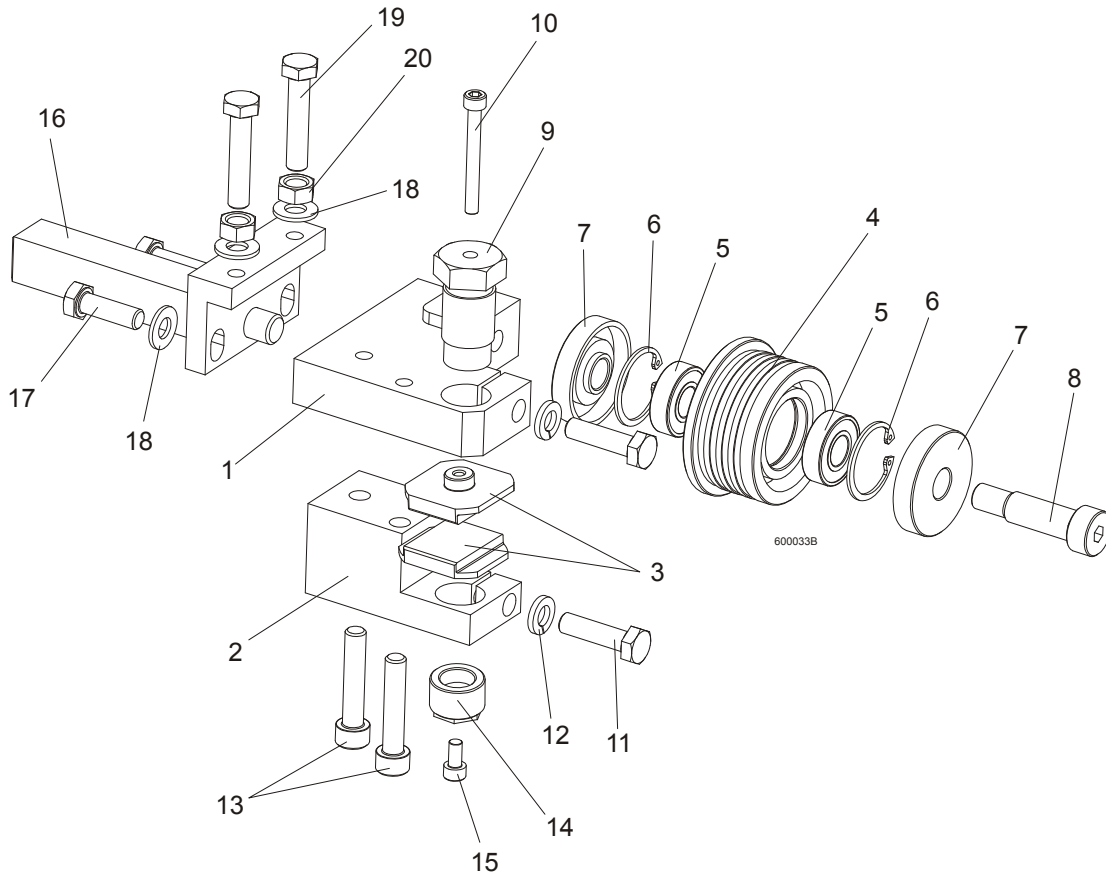
## Blade Guide Assemblies & Blade Guide Arm

### Blade Guide Assembly, Idle Side (Optional)

8	Washer, 5/16" Split Lock	F05011-13	4	
9	Bolt, 5/16-18 x 1" Hex Head Stainless Steel	F05006-88	2	
10	Nut, 5/16-18 Hex	F05010-17	2	
11	Bolt, 5/16-18 x 1 1/4" Hex Head Stainless Steel	F05006-118	4	
12	Guide Weldment, Idle Side	035206	1	
13	Shaft, Blade Roller	035215	1	
14	Hood, Blade Guide Back Roller	042848	1	
	Blade Guide Roller Assembly	023977	1	
15	Wheel, Blade Guide	017223	1	◆
16	Spacer, Blade Guide Roller	018948	2	
17	Bearing, R8-2RS Blade Guide	015975	2	
18	Ring, 1 1/8 IR 3000x112 Retaining	F04254-1	1	
19	Screw, 1/2-13x1 1/2 HHC	F05008-4	1	
20	Bolt, Carbide Mounting	035216	1	
21	Pad, Blade Guide (standard equipment, for use with 1 1/2" blades)	052309 <sup>1</sup>	2	
	Pad, Blade Guide (optional equipment, for use with 1 1/4" blades)	052355 <sup>1</sup>	2	
	Block, Blade Guide Zinc-plated	093430-1	2	
22	Bolt, #10-32 x 3/8" Hex Head Stainless Steel	F05004-171	1	
23	Washer, #10 Brass	042867	1	
24	Bolt, #10-32 x 1 3/4" Hex Head Stainless Steel	F05004-178	1	
25	Block, Lower Carbide Idle Side	035213	1	
26	Screw, 5/16-18 x 1 3/4" Hex Socket Head Cap	F05006-65	2	
27	Block, Blade Guide Alignment	035799	1	
28	Screw, #10-32 x 5/8" Hex Head	F05004-152	1	
29	Fitting, 1/8 NPT Socket Pipe Plug	P30127	2	
30	Fitting, 1/8MPTx1/4 Tube Elbow Swivel	P09736	1	
31	Nozzle, Blade Lube Spray	033479	2	
32	<b>BOLT, 3/8-16 X 1 1/2" HEX HEAD FULL THREAD</b>	F05007-17	1	
33	<b>NUT, 3/8-16 JAM</b>	F05010-29	1	
34	<b>WASHER, 5/16" SAE FLAT</b>	F05011-17	2	
35	<b>BOLT, 5/16-18 X 1 1/2" HEX HEAD</b>	F05008-96	2	
36	<b>BOLT, BLADE GUIDE VERTICAL ADJUSTER</b>	035656	1	

<sup>1</sup> 052309 blocks for use with 1 1/2" blades provided as standard equipment. 052355 blocks available for optional use with 1 1/4" blades.

## 2.3 Blade Guide Assembly, Drive Side



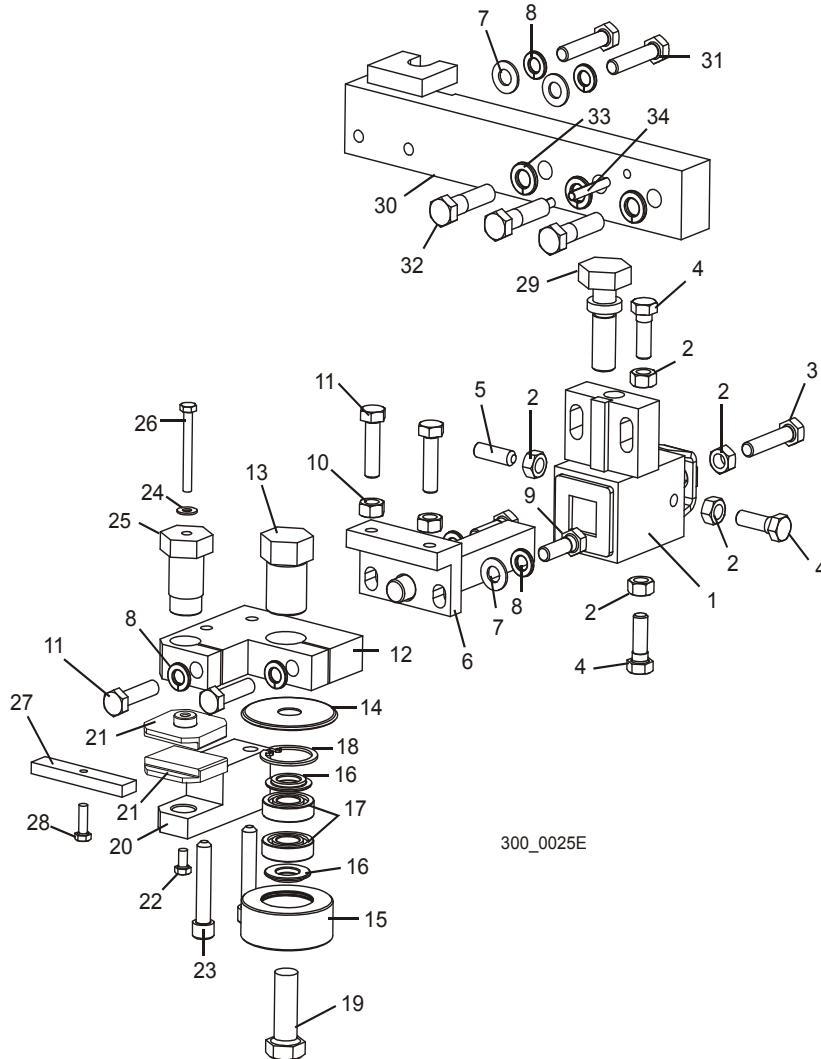
REF.	DESCRIPTION (◆ Indicates Parts Available In Assemblies Only)	PART #	QTY.	
	<b>COMPLETE BLADE GUIDE W/ROLLER - DRIVE SIDE (FOR USE W/1 1/2" BLADES)</b>	092998	1	
1	Block, Blade Guide Mount Zinc-plated	090944-1	1	
2	Block, Lower Pad Mount Zinc-plated	090946-1	1	
3	Block, Blade Guide Zinc-plated	093430-1	2	
	Roller, Blade Guide W/Bearing, Extended	092939	1	
4	Roller, Blade Guide Extended	087890	1	
5	Bearing, 6001 2RSR NACHI	087893	2	◆
6	Ring, W28 Inside Retaining	F81090-9	2	
7	Washer, Blade Guide Roller Spacer Zinc-plated	087891-1	1	
	Washer, Blade Guide Roller Spacer Zinc-plated	087892-1	1	
8	Bolt, 12/M10x30 12.9 ISO 7379 Shoulder	F81003-70	1	
	Bolt, 12/M10x35 12.9 ISO 7379 Shoulder	F81003-48	1	
9	Bolt, Upper Pad Adjustment	089515	1	
10	Screw, M5x45 DIN912 A2-70 Hex Socket Head Cap Stainless Steel	F81000-24	1	

**2****Blade Guide Assemblies & Blade Guide Arm***Blade Guide Assembly, Drive Side*

---

11	Bolt, M8x30 DIN933 A2-70 Stainless Steel	F81002-27	2	
12	Washer, 8.2 Split Lock Zinc	F81054-4	2	
13	Screw, M8x40-8.8 Hex Socket Head Cap Zinc	F81002-29	2	
14	Screw, Lower Pad Adjustment Zinc-plated	516191-1	1	
15	Screw, M5x10 DIN912 A2-70 Hex Socket Head Cap Stainless Steel	F81000-23	1	
16	Pivot Weldment, Blade Guide Zinc-plated	089509-1	1	
17	Bolt, M8x25 DIN933 A2-70 Stainless Steel	F81002-26	2	
18	Washer, 8.4 Flat Zinc	F81054-1	4	
19	Bolt, M8x40 DIN933 A2-70 Stainless Steel	F81002-28	2	
20	Nut, M8 DIN934 A2-70 Stainless Steel	F81032-7	2	

**2.4 Blade Guide Assembly - Drive Side (Optional)**



REF.	DESCRIPTION (◆ Indicates Parts Available In Assemblies Only)	PART #	QTY.	
	<b>BLOCK GUIDE ASSEMBLY, DRIVE SIDE</b>	035201	1	
	Block Assembly, Drive Side Guide	036100	1	
<b>1</b>	Block Weldment, Guide Mounting	035219	1	◆
<b>2</b>	Nut, 5/16-18 Hex	F05010-17	5	
<b>3</b>	Bolt, 5/16-18 x 1 1/2" Hex Head Full Thread Stainless Steel	F05006-119	1	
<b>4</b>	Bolt, 5/16-18 x 1" Hex Head Stainless Steel	F05006-88	3	
<b>5</b>	Screw, 5/16-18 x 1" Stainless Steel Set Flat Point	F05006-122	1	
<b>6</b>	Pivot Weldment, Block Guide	035209	1	
<b>7</b>	Washer, 5/16" SAE Flat	F05011-17	2	
<b>8</b>	Washer, 5/16" Split Lock	F05011-13	4	

# 2

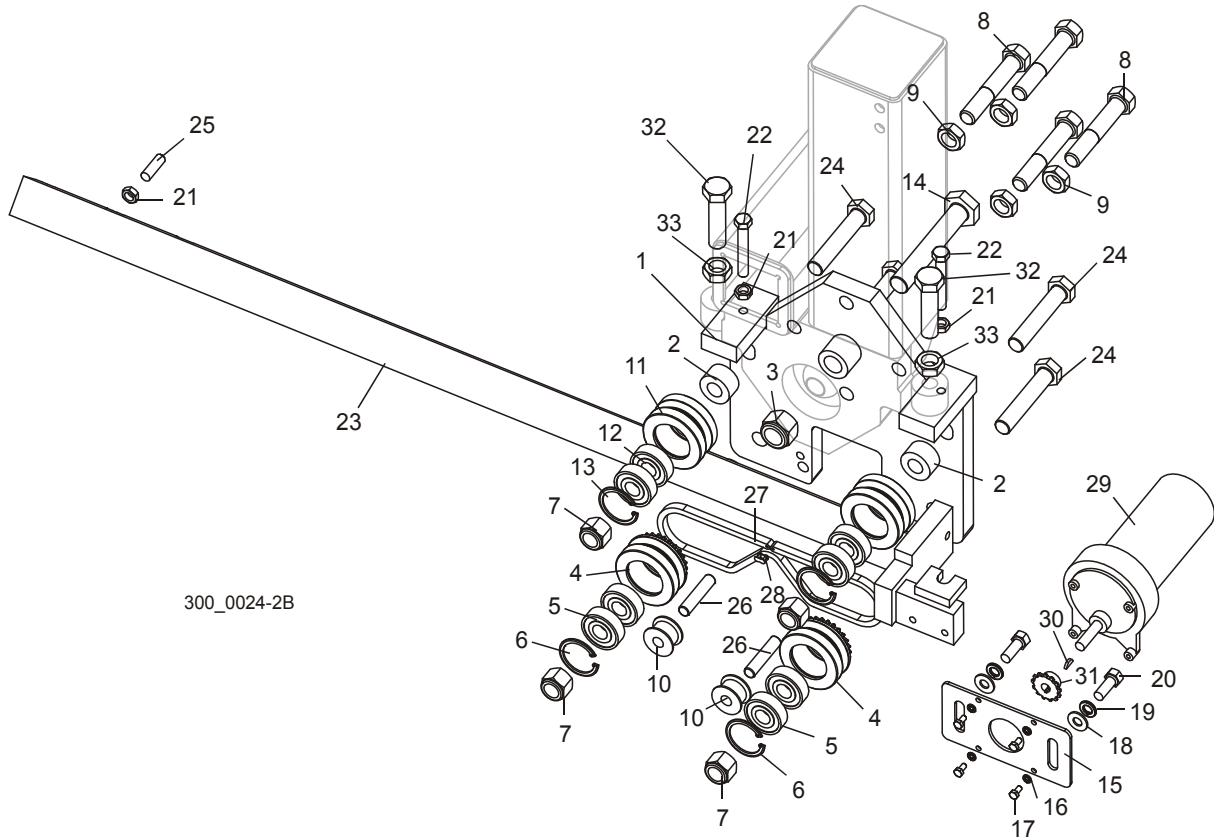
## Blade Guide Assemblies & Blade Guide Arm

### Blade Guide Assembly - Drive Side (Optional)

9	Bolt, 5/16-18 x 1" Hex Head Stainless Steel	F05006-88	2	
10	Nut, 5/16-18 Hex	F05010-17	2	
11	Bolt, 5/16-18 x 1 1/4" Hex Head Stainless Steel	F05006-118	4	
12	Block, Top Blade Guide Plated	035207	1	
13	Shaft, Blade Roller	035215	1	
14	Hood, Blade Guide Back Roller	042848	1	
	Blade Guide Roller Assembly	023977	1	
15	Wheel, Blade Guide	017223	1	◆
16	Spacer, Blade Guide Roller	018948	2	
17	Bearing, R8-2RS Blade Guide	015975	2	
18	Ring, 1 1/8" IR 3000x112 Retaining	F04254-1	1	
19	Screw, 1/2-13 x 1 1/2"	F05008-4	1	
20	Block, Lower Carbide Drive Side	035214	1	
21	Pad, Blade Guide (standard equipment, for use with 1 1/2" blades)	052309 <sup>1</sup>	2	
	Pad, Blade Guide (optional equipment, for use with 1 1/4" blades)	052355 <sup>3</sup>	2	
	Pad, Blade Guide Zinc-plated	093430-1	2	
22	Bolt, #10-32 x 3/8" Hex Head Stainless Steel	F05004-171	1	
23	Screw, 5/16-18 x 1 3/4" Socket Head Cap	F05006-65	2	
24	Washer, #10 Brass	042867	1	
25	Bolt, Carbide Mounting	035216	1	
26	Bolt, #10-32 x 1 3/4" Hex Head Stainless Steel	F05004-178	1	
27	Block, Blade Guide Alignment	035799	1	
28	Bolt, #10-32 x 5/8" Hex Head	F05004-152	1	
29	<b>BOLT, BLADE GUIDE VERTICAL ADJUSTER</b>	035656	1	
30	<b>ARM WELDMENT, BLADE GUIDE MOUNTING (DRIVE SIDE)</b>	035658	1	
31	<b>WASHER, 5/16" SAE FLAT</b>	F05011-17	2	
32	<b>WASHER, 5/16" SPLIT LOCK</b>	F05011-13	2	
33	<b>BOLT, 5/16-18 X 1 1/2" HEX HEAD FULL THREAD STAINLESS STEEL</b>	F05006-119	2	
34	<b>BOLT, 3/8-16 X 1 1/2" HEX HEAD GRADE 5</b>	F05007-78	3	
35	<b>WASHER, 3/8" SPLIT LOCK</b>	F05011-4	3	
36	<b>PIN, 3/16" X 1 1/4" ROLL</b>	F05012-16	2	

<sup>1</sup> 052309 blocks for use with 1 1/2" blades provided as standard equipment. 052355 blocks available for optional use with 1 1/4" blades.

## 2.5 Blade Guide Arm



REF	DESCRIPTION (◆ Indicates Parts Available In Assemblies Only)	PART #	QTY.	
	<b>PLATE ASSEMBLY, BLADE GUIDE ARM</b>	042540	1	
	Blade Guide Parts ( <a href="#">See Section 2.2</a> )			
1	Plate Weldment, Blade Guide Arm	042539	1	
2	Spacer, .625" x .717" x 1 1/4"	042531	4	
3	Nut, 3/4-16 Hex Nylon Lock	F05010-157	1	
	Roller Assembly, Blade Guide Arm Drive	042542	2	
4	Roller, Blade Guide Arm W/Sprocket	042541	1	◆
5	Bearing, 5/8" x 1.5748" x .4724"	P06030-1	2	
6	Ring, 1.575" ID Beveled 5002-156 Retaining	F04254-8	1	
7	Nut, 5/8-18 Hex Nylon Lock	F05010-71	4	
8	Bolt, 5/8-16 x 3 1/2" Hex Head Full Thread	F05009-16	4	
9	Nut, 5/8-18 Hex Jam	F05010-11	4	
10	Roller, Chain Idler	S09999	2	
	Roller Assembly, Blade Guide Arm Idle	042543	2	
11	Roller, 2 1/2" V-Groove	042536	1	◆
12	Bearing, 5/8" x 1.5748" x .4724"	P06030-1	2	

# 2

## Blade Guide Rollers & Arm

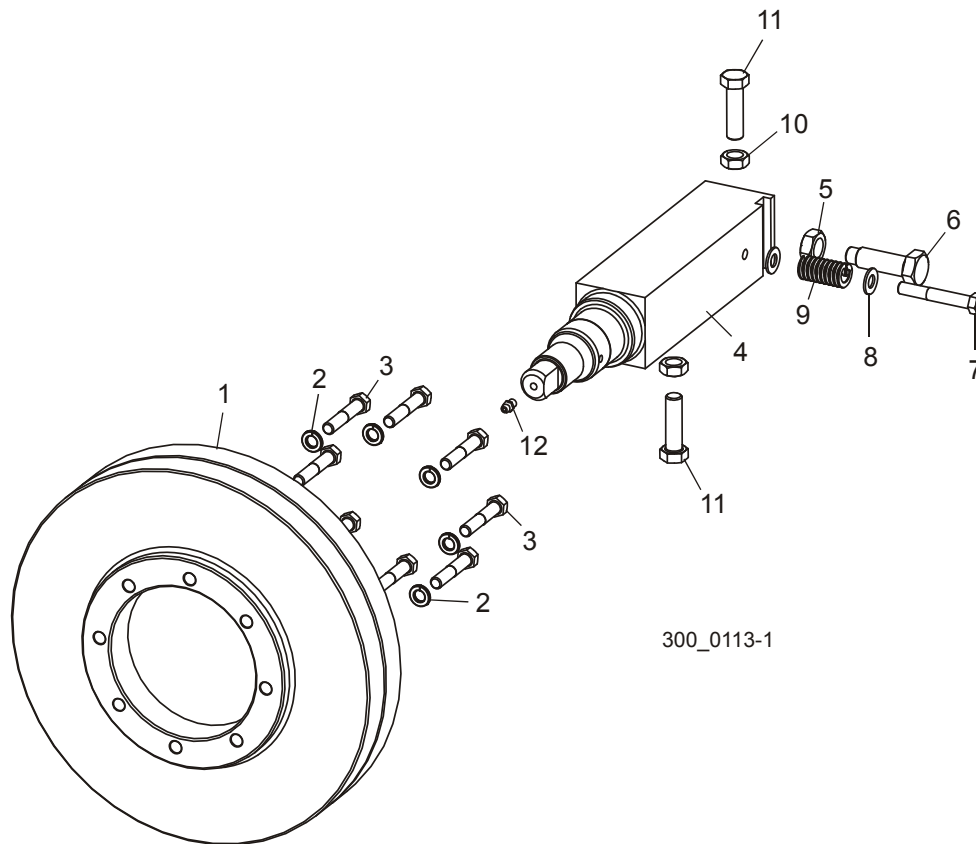
### Blade Guide Arm

13	Ring, 1.575" ID Beveled 5002-156 Retaining	F04254-8	1	
14	Bolt, 3/4-16 x 4 1/2" Hex Head Grade 8	F05009-97	1	
15	Plate, Blade Guide Arm Motor Mount	042519	1	
16	Washer, #10 Split Lock	F05011-20	4	
17	Screw, #10-32 x 1/2" Hex Head Machine	F05004-60	4	
18	Washer, 3/8" SAE Flat	F05011-3	2	
19	Washer, 3/8" Split Lock	F05011-4	2	
20	Bolt, 3/8-16 x 1" Hex Head	F05007-7	2	
21	Nut, 3/8-16 Hex Jam	F05010-29	3	
22	Bolt, 3/8-16 x 2 1/2" Hex Head Full Thread Grade 2	F05007-157	2	
23	Arm Weldment, Blade Guide	023962	1	
24	Bolt, 5/8-18 x 3 1/4" Hex Head Grade 5	F05009-98	4	
25	Screw, 3/8-16 x 1 1/4" Socket Head Oval Point Set	F05007-18	1	
26	Pin, 7/16" x 2" Dowel	F05012-110	2	
27	Chain, #25 x 92 Pitch	042443	1	
28	Link, #25 Master	P09983	1	
29	Motor Assembly, 24V 60RPM Gear	035659	1	
	Motor, 24V 1/15HP Gear	033119	1	
	Shaft, Blade Guide Arm Gear Motor	036514	1	
	Gear Kit, Blade Guide Arm Gear Motor	036515	1	
30	Key, #304 Woodruff	036203	1	
31	Sprocket, 25B13x 3/8" w/Set Screw	033120	1	
32	Bolt, 5/8-18 x 2 1/2" Hex Head Full Thread Grade 5	F05009-99	2	
33	Nut, 5/8-18 Hex Jam	F05010-11	2	



## SECTION 3 BLADE WHEELS & TENSIONER

### 3.1 Blade Wheel Shaft Assembly - Drive Side

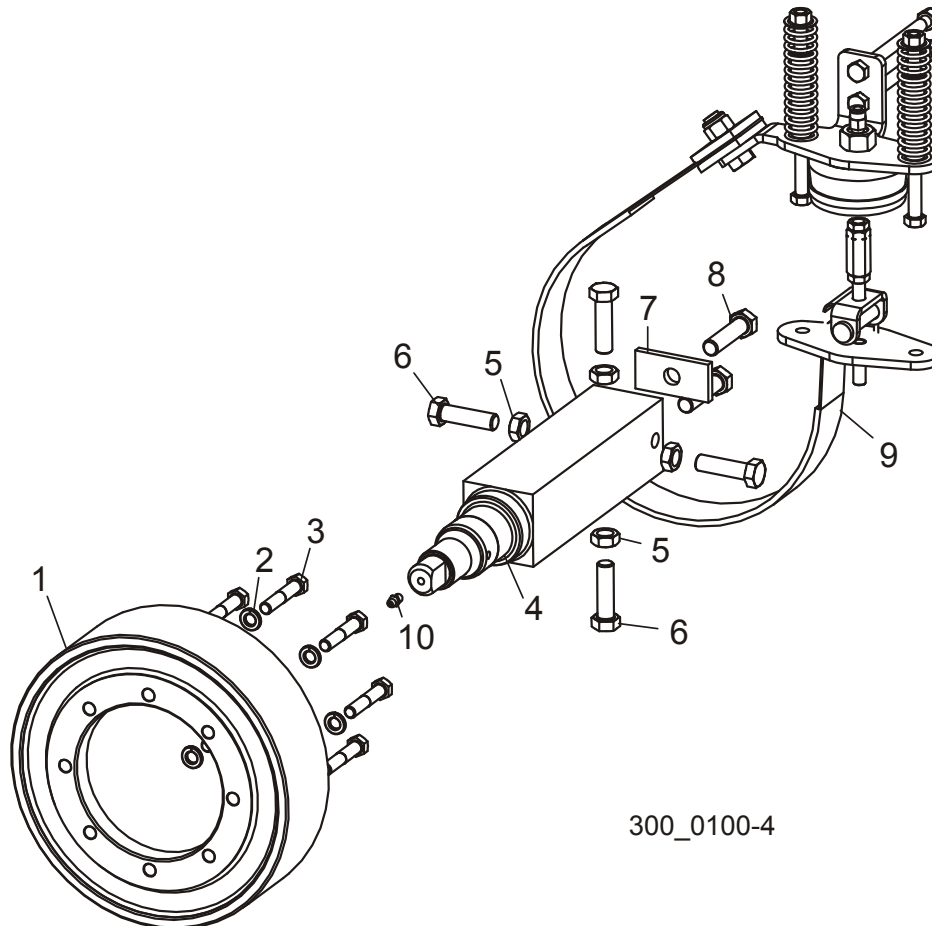


REF.	DESCRIPTION (◆ Indicates Parts Available In Assemblies Only)	PART #	QTY.
1	SHEAVE, EAGLE PD DRIVEN	046897	1
2	WASHER, 3/8" SPLIT LOCK	F05011-4	8
3	BOLT, 3/8-16 X 2" HEX HEAD GRADE 5	F05007-124	8
4	SHAFT, DRIVE SPINDLE	017824	1
5	BOLT, DRIVE WHEEL RETAINING	034360	1
6	NUT, 5/8-18 HEX	F05010-11	1
7	BOLT, 3/8-16 X 2 1/2" HEX HEAD	F05007-47	1
8	WASHER, 3/8" SAE FLAT	F05011-3	2
9	SPRING, 3/4 O.D.X 1 1/2 DIE	034430	1
10	BOLT, 1/2-20 X 1 3/4" HEX HEAD FULL THREAD	F05008-127	2
11	NUT, 1/2-20 HEX	F05010-16	2
12	FITTING, 1/4-28 GREASE	P05060	1

# 3 Blade Wheels & Tensioner

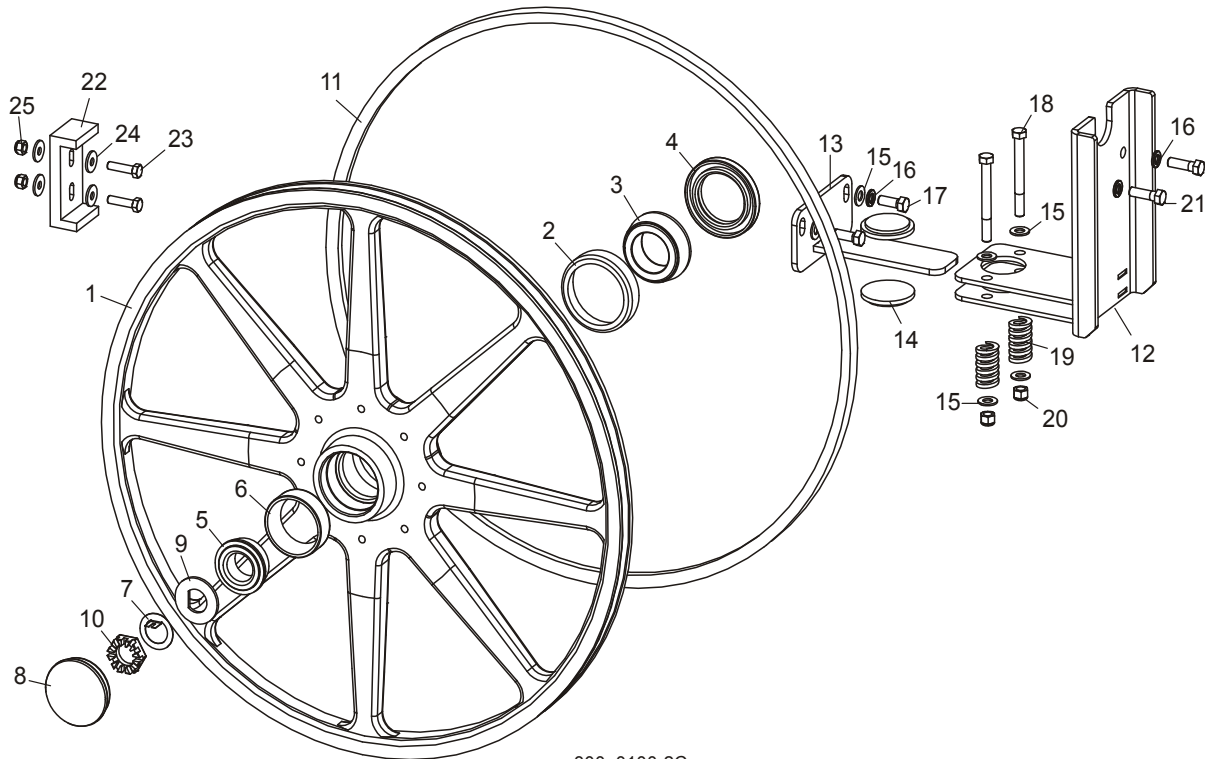
## Idle-Side Blade Wheel Shaft/Brake Drum

### 3.2 Idle-Side Blade Wheel Shaft/Brake Drum



REF.	DESCRIPTION (◆ Indicates Parts Available In Assemblies Only)	PART #	QTY.
1	DRUM, BRAKE	045004	1
2	WASHER, 3/8" SPLIT LOCK	F05011-4	8
3	BOLT, 3/8-16 X 2" HEX HEAD GRADE 5	F05007-124	8
4	SHAFT, SPINDLE	033244	1
5	NUT, 1/2-20 HEX	F05010-16	4
6	BOLT, 1/2-20 X 1 3/4" HEX HEAD FULL THREAD	F05008-127	4
7	WASHER PLATE, IDLE SPINDLE	042548	1
8	BOLT, 1/2-20 X 2" HEX HEAD FULL THREAD ZINC	F05008-126	2
9	BLADE BRAKE PARTS ( <a href="#">See Section 3.7</a> )		
10	FITTING, 1/4-28 GREASE	P05060	1

### 3.3 Belted Blade Wheel Kit (Standard)



300\_0100-2C

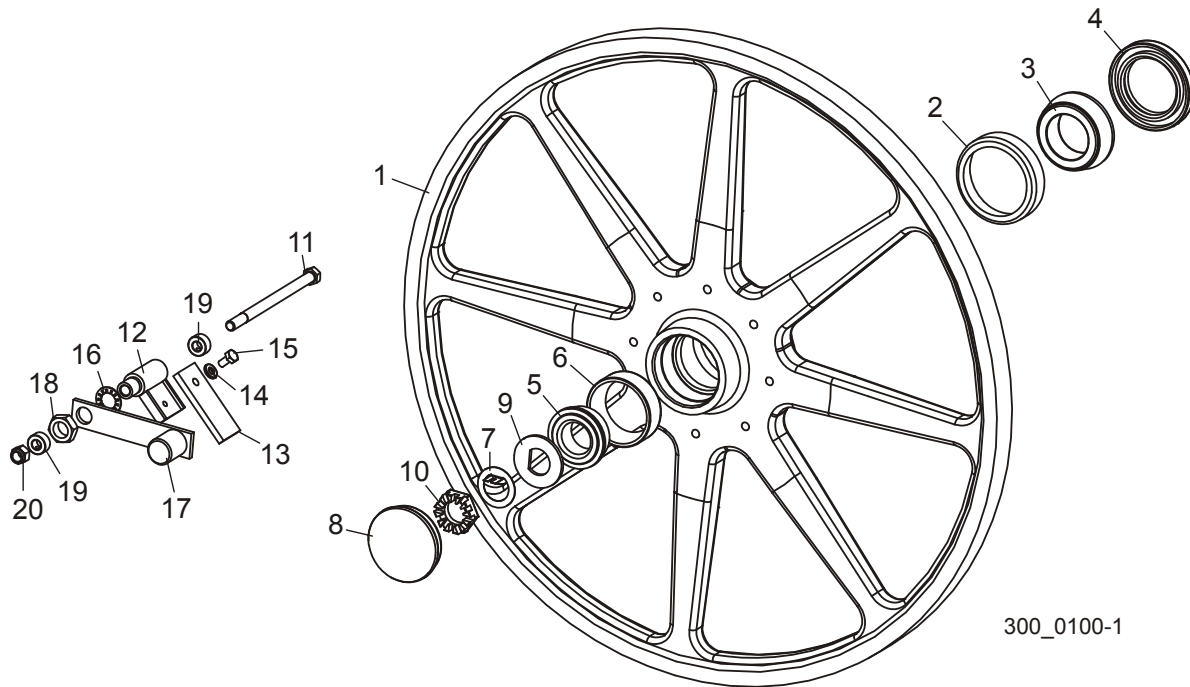
REF.	DESCRIPTION (◆ Indicates Parts Available In Assemblies Only)	PART #	QTY.	
	<b>WHEEL KIT, BELTED</b>	036704 <sup>1</sup>	1	
	Wheel Assembly, Blade - Belted	036632	2	
1	Wheel, 25" Blade - Belted	036619	1	◆
2	Bearing, Inner	045208	1	
3	Race, Inner Bearing	045209	1	
4	Seal, Blade Wheel	045212	1	
5	Bearing, Outer	045210	1	
6	Race, Outer Bearing	045211	1	
7	Washer, Dexter #5-101 Tang	P22686	1	
8	Cap, 8 Lug Hub Dust	033238	1	
9	Washer, Spindle D	045214	1	
10	Nut, Spindle	045216	1	
11	Belt, B75.5	035953-1	1	
	Dampener, Motor Vibration	036840	1	
12	Dampener Weldment, Pad Mount	036838	1	
13	Dampener Weldment, Tab	036839	1	
14	Pad, Anti-Vibration	036833	2	
15	Washer, 3/8" SAE Flat	F05011-3	6	

**3****Blade Wheels & Tensioner**  
*Belted Blade Wheel Kit (Standard)*

16	Washer, 3/8" Split Lock	F05011-4	4	
17	Bolt, 3/8-16 x 1" Hex Head Grade 5	F05007-87	2	
18	Bolt, 3/8-16 x 3 1/2" Hex Head Grade 5	F05004-123	2	
19	Spring, Die 1ODx1/2IDx1 3/4 Heavy	036849	2	
20	Nut, 3/8-16 Hex Nylon Lock	F05010-10	2	
21	Bolt, 3/8-16 x 1 1/4" Hex Head Grade 5	F05007-123	2	
	Kit, Blade Support	038493	1	
22	Channel, Blade Support	038491	1	
23	Bolt, 5/16-18 x 1 1/4" Hex Head Stainless Steel	F05006-118	2	
24	Washer, 5/16" Flat	F05011-16	4	
25	Nut, 5/16-18 Hex Nylon Lock	F05010-58	2	

<sup>1</sup> Belted blade wheels and block/roller blade guides provided standard on WM3000 Rev. A8.00 [See Section 3.4](#) or optional crowned blade wheels used with blade guides w/support roller.

### 3.4 Crowned Blade Wheel Kit (Optional)



REF.	DESCRIPTION (◆ Indicates Parts Available In Assemblies Only)	PART #	QTY.	
	<b>WHEEL KIT, CROWNED, 300/WM3000/3500/4000 (TWO COMPLETE WHEELS)</b>	036703 <sup>1</sup>	1	
	Wheel Assembly, Blade - Crowned	017814 <sup>2</sup>	2	
	Wheel Assembly, Blade - Recrowned	017814-R <sup>3</sup>	1	
1	Wheel, 25 Cast Blade	045000	1	◆
	Wheel, 25 Cast Blade - Recrowned	045000-R <sup>3</sup>	1	◆
2	Bearing, Inner	045208	1	
3	Race, Inner Bearing	045209	1	
4	Seal, Blade Wheel	045212	1	
5	Bearing, Outer	045210	1	
6	Race, Outer Bearing	045211	1	
7	Washer, Dexter #5-101 Tang	P22686	1	
8	Cap, 8 Lug Hub Dust	033238	1	
9	Washer, Spindle D	045214	1	
10	Nut, Spindle	045216	1	
11	Bolt, 3/8-16 x 6" Hex Head	F05007-45	2	
	Scraper Assembly, Drive Wheel	042247	2	
12	Weldment, Wheel Scraper Pivot	042240	1	
13	Scraper, Brass	042245	1	
14	Washer, 1/4" Split Lock	F05011-14	1	
15	Bolt, 1/4-20 x 1/2" Hex Head	F05005-15	1	

### **3** Blade Wheels & Tensioner

*Crowned Blade Wheel Kit (Optional)*

---

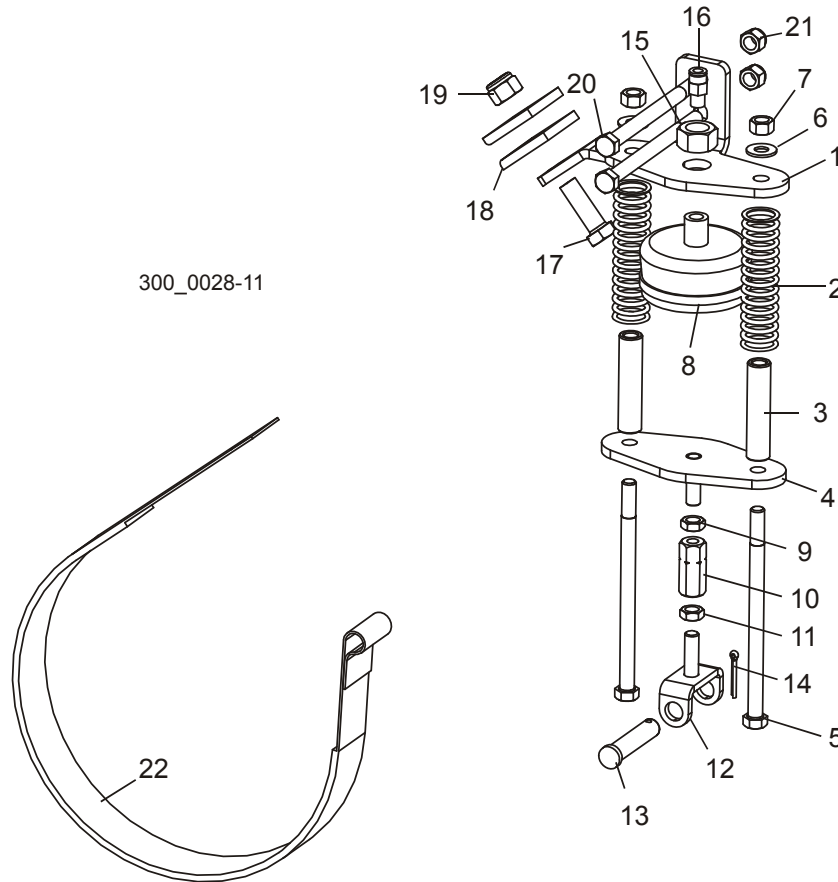
<b>16</b>	Washer, 5/8 Star IT	F05011-25	1	
<b>17</b>	Weldment, Scraper Weight	042248	1	
<b>18</b>	Nut, 5/8-11 Jam	F05010-82	1	
<b>19</b>	Collar, 3/8 ID Shaft	042249	4	
<b>20</b>	Nut, 3/8-16 Hex Nylon Lock	F05010-10	2	

<sup>1</sup> Belted blade wheels and block/roller blade guides provided standard on WM3000 Rev. A8.00 ([See Section 3.3](#) for standard belted blade wheels used with block/roller blade guides).

<sup>2</sup> Dust Cap 033238, D Washer 045214 and Spindle Nut 045216 added to assembly 017814 (11/04).

<sup>3</sup> Blade wheels may be recrowned at the factory for extended service life.

### 3.5 Brake Actuator Assembly



300\_0028-11

REF.	DESCRIPTION (◆ Indicates Parts Available In Assemblies Only)	PART #	QTY.
	<b>ACTUATOR ASSEMBLY, WM3000 BRAKE</b>	<b>033170</b>	<b>1</b>
1	Plate, Brake Top	033166	1
2	Spring, Brake	033171	2
3	Spacer, Spring Travel	033169	2
4	Weldment, Bottom Brake Plate	033172	1
5	Screw, 3/8-16x6 Hex Head Cap	F05007-45	2
6	Washer, 3/8" SAE Flat	F05011-3	2
7	Nut, 3/8-16 Swaged Lock	F05010-25	2
8	Bag, Air Brake	033168	1
9	Nut, 3/8-24 LH Jam	F05010-166	1
10	Adjuster, Brake Link	033174	1
11	Nut, 3/8-24 Hex	F05010-22	1
12	Weldment, Brake Link	033175	1
13	Pin, 1/2x2 1/4 Clevis	F05012-81	1
14	Pin, 1/8x1 Cotter	F05012-1	1
15	Nut, 5/8-11 Hex	F05010-5	1

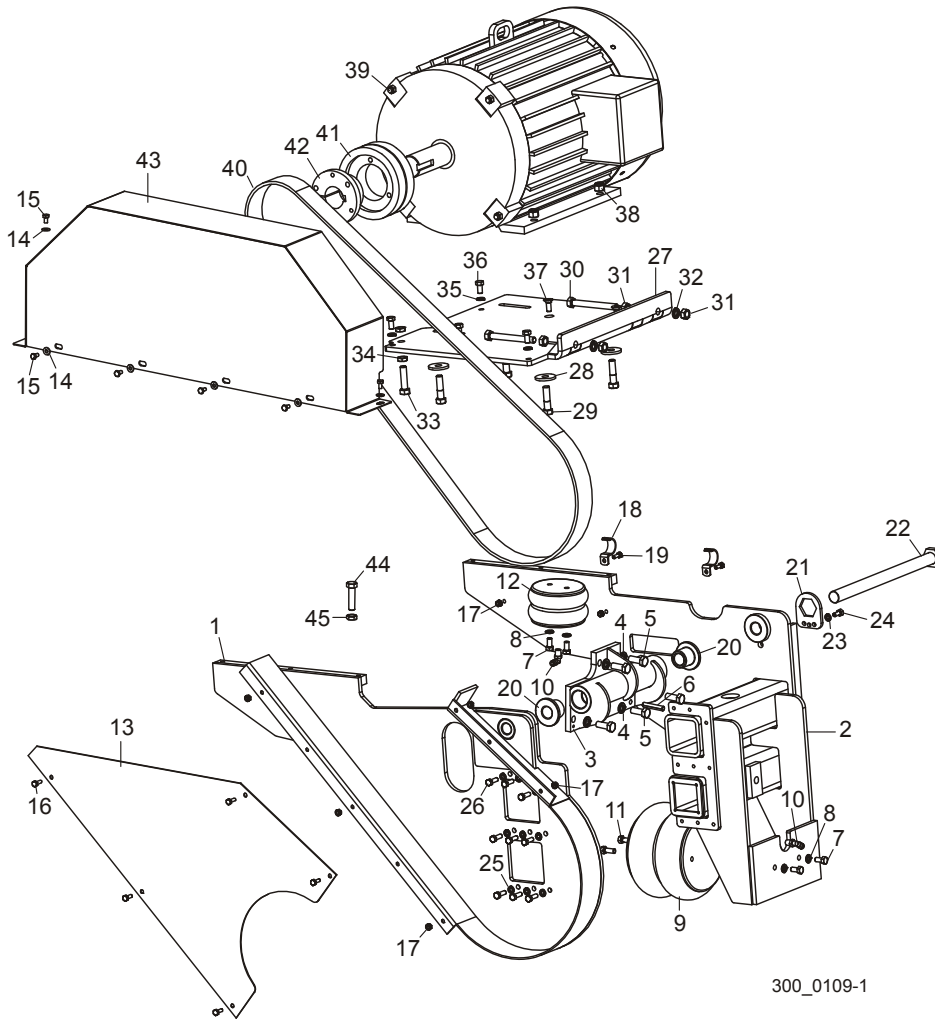
**3****Blade Wheels & Tensioner***Brake Actuator Assembly*

---

<b>16</b>	Fitting, 1/8NPTx1/4 Tube Straight	<b>P03078</b>	1	
<b>17</b>	Screw, 1/2-13x1 1/2 Hex Head Cap	<b>F05008-4</b>	1	
<b>18</b>	Plate, 1/4x1 3/4x1 3/4 Brake Strap	<b>S04195</b>	2	
<b>19</b>	Nut, 1/2-13 Hex Nylon Lock	<b>F05010-8</b>	1	
<b>20</b>	Bolt, 3/8-16x5 Hex Head	<b>F05007-5</b>	2	
<b>21</b>	Nut, 3/8-16 Hex Nylon Lock	<b>F05010-10</b>	2	
<b>22</b>	Band, 9 1/2 Dia. Brake	<b>033178</b>	1	



### 3.6 Blade Motor Drive Assembly



REF	DESCRIPTION (◆ Indicates Parts Available In Assemblies Only)	PART #	QTY.
1	BRACKET WELDMENT, FRONT MOTOR MOUNT	033211	1
2	BRACKET WELDMENT, REAR MOTOR MOUNT	033216	1
3	PIVOT WELDMENT, MOTOR MOUNT	033206	1
4	WASHER, 1/2" SPLIT LOCK	F05011-9	5
5	BOLT, 1/2-13 X 1 1/4" HEX HEAD GRADE 5	F05008-37	5
6	PIN, 3/8" X 2" ROLL	F05012-42	2
7	BOLT, 3/8-16 X 3/4" HEX HEAD GRADE 2	F05007-27	4
8	WASHER, 3/8" SPLIT LOCK	F050011-4	4
9	BAG, TENSIONER AIR	033229	1
10	FITTING, 1/4" NPT X 1/4" AIR 90 ELBOW	P21519	2
11	BOLT, 3/8-16 X 1" HEX HEAD GRADE 5	F05007-87	2
12	BAG, MOTOR LIFT AIR	033231	1

# 3

## Blade Wheels & Tensioner

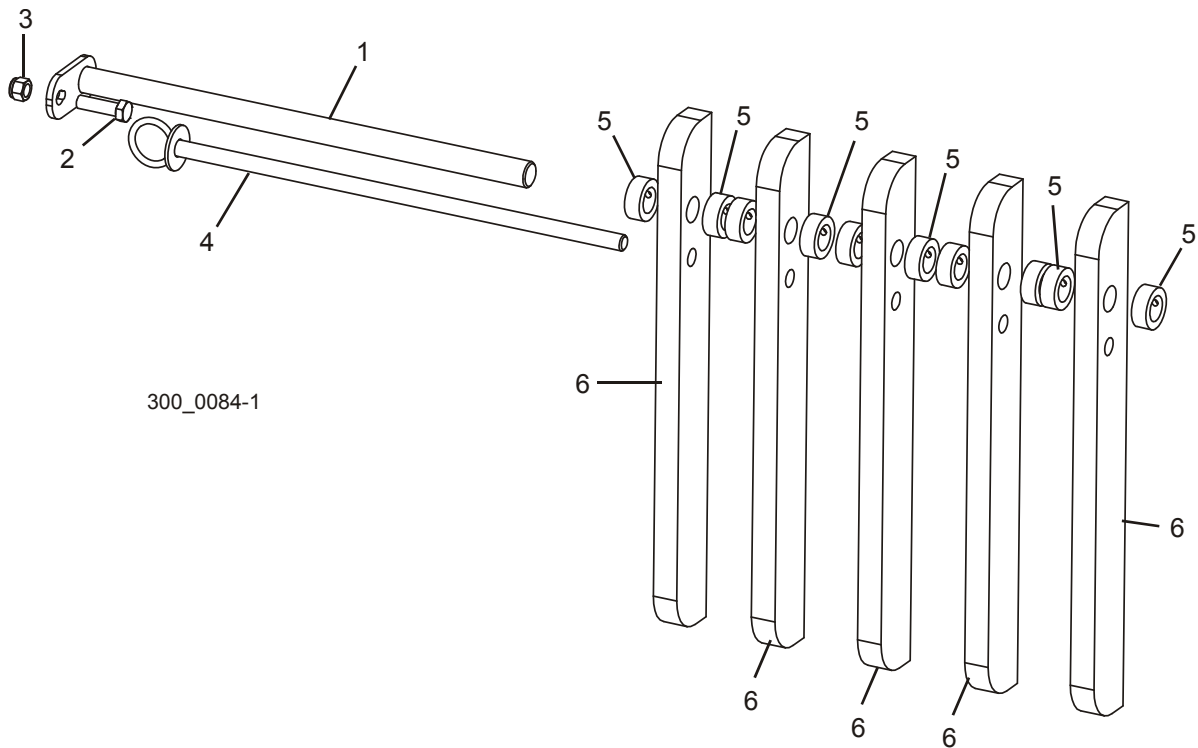
### Blade Motor Drive Assembly

13	COVER, BELT	036662	1	
14	BOLT, 1/4-20 X 1/2" HEX HEAD	F05005-15	5	
15	WASHER, 1/4" SAE FLAT	F05011-11	5	
16	BOLT, 1/4-20 X 3/4" HEX HEAD	F05005-129	5	
17	NUT, 1/4-20 SELF-LOCKING HEX	F05010-9	7	
18	CLAMP, 1" EMT	P05436	2	
19	BOLT, 1/4-20 X 3/4" HEX HEAD FULL THREAD	F05005-1	2	
20	BEARING, MOTOR PIVOT	033210	2	
21	PLATE, PIVOT BOLT LOCK	033230	1	
22	BOLT WELDMENT, MOTOR PIVOT	033225	1	
23	WASHER, 5/16" SPLIT LOCK	F05011-13	1	
24	BOLT, 5/16-18 X 3/4" HEX HEAD	F05006-5	1	
25	WASHER, 5/16" SPLIT LOCK	F05011-13	9	
26	BOLT, 5/16-18 X 1" HEX HEAD GRADE 5	F05006-48	9	
	DRIVE ASSEMBLY, 30HP 480V/60HZ PD	036638		
	DRIVE ASSEMBLY, 30HP 480V/50HZ PD	036640 <sup>1</sup>		
27	Plate Weldment, Motor Mount	042461	1	
28	Washer, .52" ID x 1.69" OD	014632	4	
29	Bolt, 1/2-13 x 2" Hex Head	F05008-76	4	
30	Bolt, 1/2-13 x 4 1/2" Hex Head Full Thread	F05008-16	2	
31	Nut, 1/2-13 Hex	F05010-35	4	
32	Washer, 1/2" Split Lock	F05011-9	2	
33	Bolt, 1/2-13 x 2" Hex Head Full Thread	F05008-8	1	
34	Nut, 1/2-13 Hex Jam	F05010-31	2	
35	Washer, 3/8" Split Lock	F05011-4	4	
36	Bolt, 3/8-16 x 3/4" Hex Head Grade 2	F05007-27	4	
37	Bolt, 3/8-16 x 1" Flat Socket Head	F05007-64	2	
38	Nut, 1/2-13 Hex Nylon Lock	F05010-8	4	
39	Motor, Sg 180L-4 22 kW	092610	1	
40	Belt, Eagle PD G2380	036636	1	
41	Pulley, Eagle PD G36SSF	036634	1	
	Pulley, Eagle PD G45SE (50Hz)	036635	1	
	Pulley, Motor (V=27,7m/s) WM3000 (OPTIONAL)	505313-S	1	
42	Bushing, E x 1 7/8" (50Hz)	036709	1	
	Bushing, Sg180 Motor Assembly (for 505313-S Pulley)	092644	1	
43	Cover Weldment, Belt Guard	036678	1	
44	BOLT, 1/2-13 X 2" HEX HEAD FULL THREAD	F05008-8	1	
45	NUT, 1/2-13 HEX JAM	F05010-31	1	

<sup>1</sup> Alternate drive belt, motor pulley and bushing for 50Hz operation.

## SECTION 4 SAW HEAD

### 4.1 Board Return

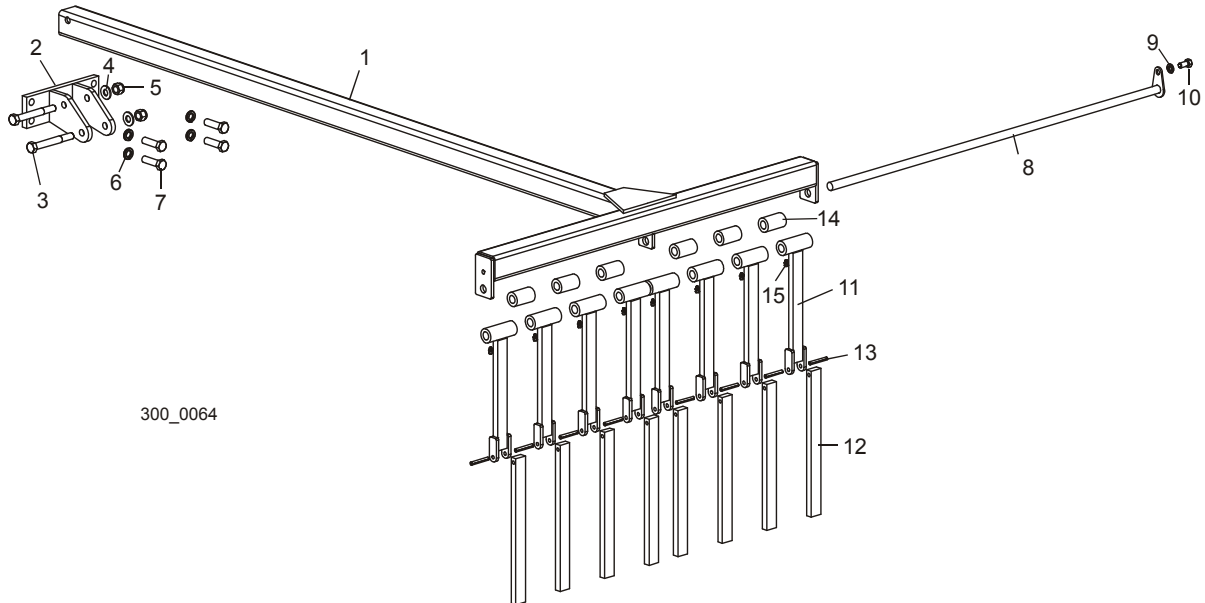


REF.	DESCRIPTION (◆ Indicates Parts Available In Assemblies Only)	PART #	QTY.
1	PIN, BOARD RETURN PIVOT	042167	1
2	BOLT, 1/2-13 X 1 3/4" HEX HEAD FULL THREAD GRADE 5	F05008-88	1
3	NUT, 1/2-13 HEX NYLON LOCK	F05010-8	1
4	PIN WELDMENT, SUPPORT	042168	1
5	COLLAR, 1" LOCK	038090	2
6	ARM WELDMENT, BOARD RETURN - LEFT	003659	2
7	ARM WELDMENT, BOARD RETURN - RIGHT	003660	2
8	ARM WELDMENT, BOARD RETURN - MIDDLE	003661	1
9	FITTING, 1/4-28 GREASE	P05060	5

# 4 Saw Head

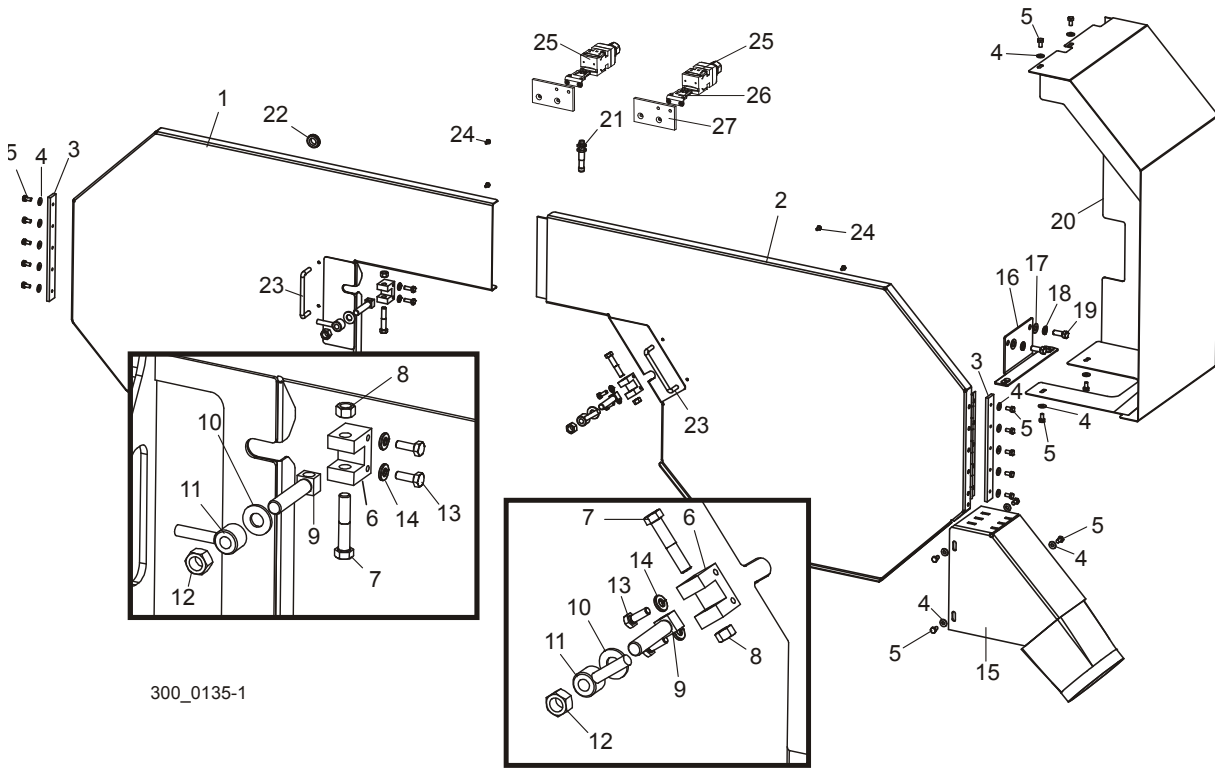
## Board Return Guide

### 4.2 Board Return Guide



REF.	DESCRIPTION (◆ Indicates Parts Available In Assemblies Only)	PART #	QTY.
	<b>GUIDE ASSEMBLY, BOARD RETURN</b>	017808	1
1	Guide Weldment, Board	017809	1
2	Mount Weldment, Board Guide	017811	1
3	Bolt, 1/2-13 x 4" Hex Head	F05008-26	2
4	Washer, 1/2" SAE Flat	F05011-2	2
5	Nut, 1/2-13 Nylon Hex Lock	F05010-8	2
6	Washer, 1/2" Split Lock	F05011-9	4
7	Bolt, 1/2-13 1 3/4" Hex Head Full Thread Grade 5	F05008-88	4
8	Rod Weldment, Board Guide	034408	1
9	Washer, 3/8" Split Lock	F05011-4	1
10	Bolt, 3/8-16 x 3/4" Hex Head Grade 5	F05007-118	1
11	Bar Weldment, Dragback Upper, 9 15/16	017823	8
12	Bar, Dragback Lower, 1/2x1x11 3/4	017822	8
13	Pin, 1/4x1 3/4 Roll	F05012-53	8
14	Tube, Spacer, 63IDx1.12ODx1.84	017820	6
15	Fitting, 3/16x3/16 Straight Grease	P04107	8

### 4.3 Blade Housing & Sawdust Chute



300\_0135-1

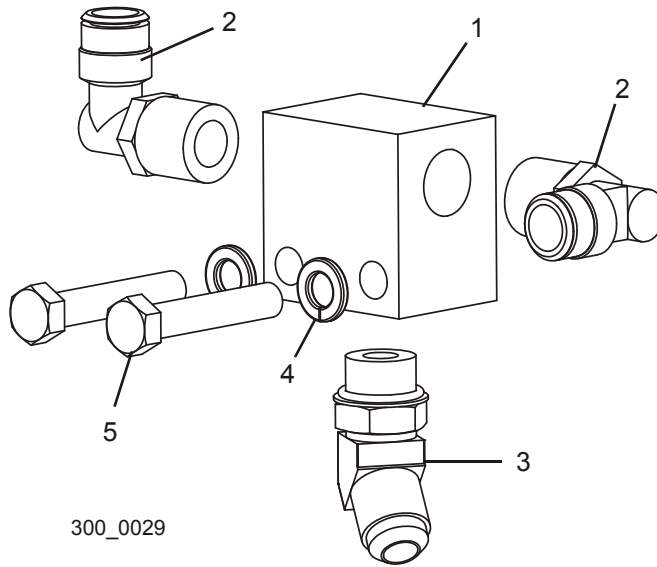
REF.	DESCRIPTION (◆ Indicates Parts Available In Assemblies Only)	PART #	QTY.
1	COVER WELDMENT, IDLE-SIDE BLADE HOUSING	038982	1
2	COVER WELDMENT, DRIVE-SIDE BLADE HOUSING	006638	1
3	PLATE, COVER MOUNT	042435	2
4	WASHER, 1/4" SAE FLAT	F05011-11	18
5	BOLT, 1/4-20 X 1/2" HEX HEAD	F05005-15	18
	LATCH ASSEMBLY, BLADE HOUSING COVER	042440	2
6	Block, Cover Latch	042439	1
7	Bolt, 3/8-16 x 2" Hex Head	F05007-72	1
8	Nut, 3/8-16 Swaged Lock	F05010-25	1
9	Bolt, Cover Latch	042438	1
10	Washer, 1/2" SAE Flat	F05011-2	1
11	Nut Weldment, Cover	021145	1
12	Nut, 1/2-13 Swaged Hex	F05010-3	1
13	BOLT, 1/4-20 X 3/4" HEX HEAD FULL THREAD	F05005-1	7
14	WASHER, 1/4" SPLIT LOCK	F05011-14	4
15	TUBE WELDMENT, SAWDUST CHUTE	045005	1
16	BRACKET WELDMENT, SIDE GUARD MOUNT	036847	1
17	WASHER, 3/8" SAE FLAT	F05011-3	2

**4****Saw Head***Blade Housing & Sawdust Chute*

---

18	WASHER, 3/8" SPLIT LOCK	F05011-4	2	
19	BOLT, 3/8-16 X 1", HEX HEAD GRADE 5	F05007-87	2	
20	GUARD WELDMENT, SIDE	036845	1	
21	SENSOR, BES M12MI-PSH80B S04G PROXIMITY	093168	1	
22	GROMMET, 5/8" ID RUBBER	P11764	1	
23	HANDLE, 4" DOOR	P08065	2	
24	SCREW, #8-32 X 3/8" SELF-TAPPING	F05015-8	4	
25	SWITCH, SAFETY	094232	2	
26	KEY, AZ17/170-B5 SAFETY SWITCH	094422	2	
27	PLATE, SAFETY SWITCH MOUNT	097125	2	
28	BRACKET, WM3000 SAFETY SWITCH MOUNT	098584-1	1	

## 4.4 Sawdust Blow-Off Assembly

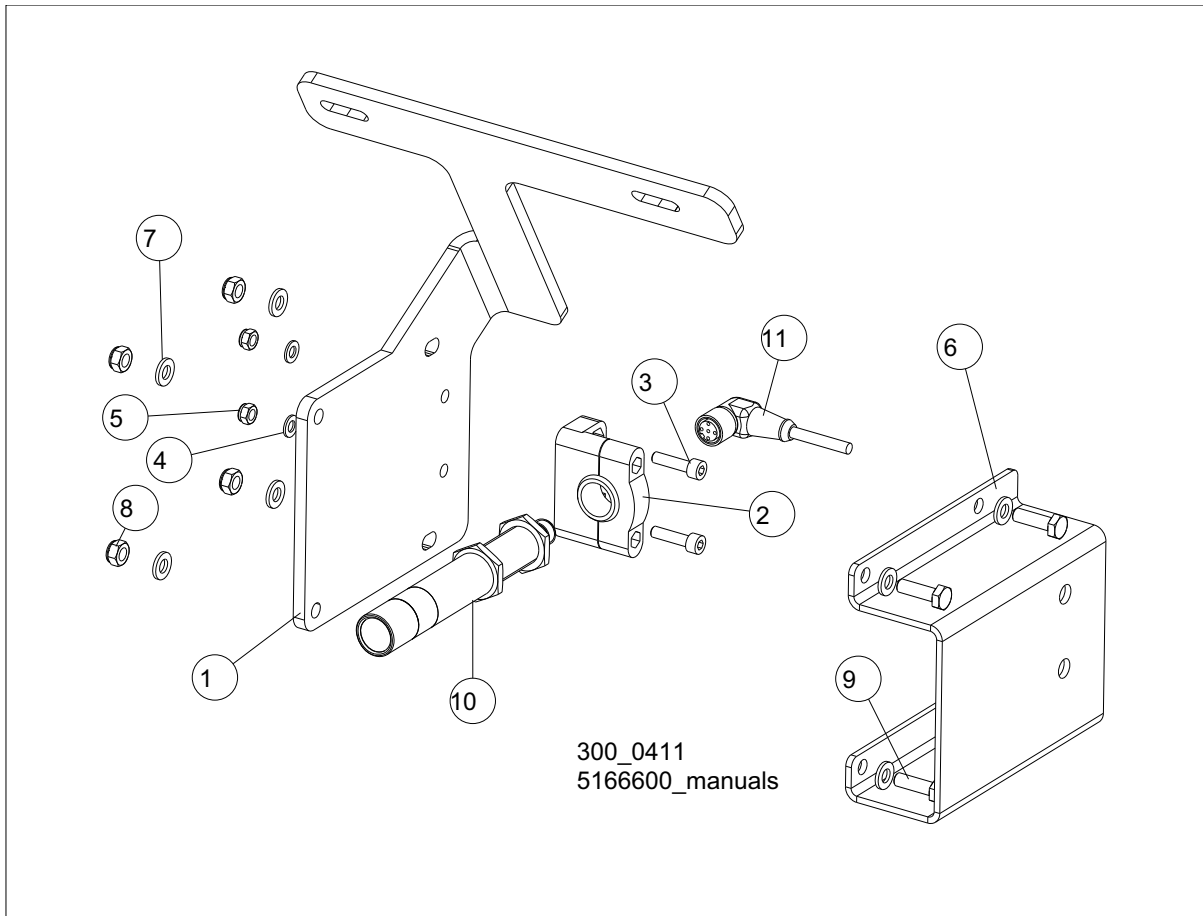


REF.	DESCRIPTION (◆ Indicates Parts Available In Assemblies Only)	PART #	QTY.
	<b>BLOCK ASSEMBLY, BLOW-OFF</b>	<b>016882</b>	1
1	Block, Blow-Off	016879	1
2	Fitting, 1/2NPT-1/2In 90 Deg. Air	016880	1
3	Fitting, #8JIC - #8 SAE EL 45Deg.	041161	1
4	Fitting, 1/2Npt-1/2 Hose Barb 90Deg.	015997	1
5	Washer, 3/8" Split Lock	F05011-4	2
6	Bolt, 3/8-16 x 2" Hex Head Full Thread	F05007-16	2
	<b>LINE, 1/2" AIR</b>	<b>R01869-2</b>	18.9 m
	<b>LINE, 1/2" AIR</b>	<b>R01869-2</b>	1.2 m

# 4 Saw Head

## Laser Assembly

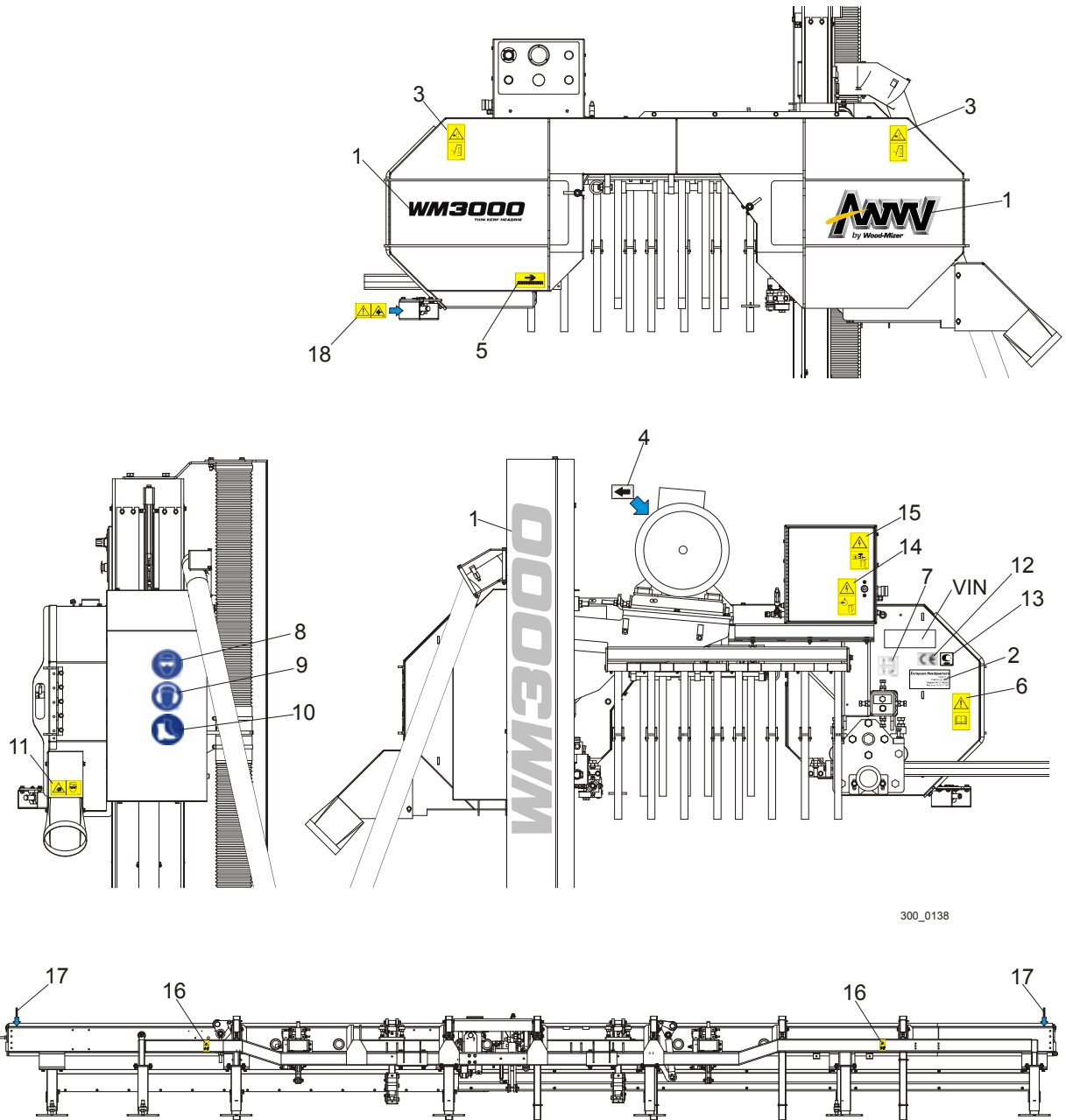
### 4.5 Laser Assembly



REF.	DESCRIPTION (* Indicates Parts Available In Assemblies Only)	PART #	QTY
	<b>LASER ASSEMBLY WM3000/WM3500/WM4000</b>	<b>516600</b>	<b>1</b>
1	PLATE, LASER MOUNT	516402-1	1
2	GRIP, LASER MOUNT SMB 18SF	503469	1
3	BOLT, M5X20 8.8 FE/ZN5 SOCKET HEAD	F81000-72	2
4	WASHER, M5, FLAT ZINC	F81052-1	2
5	NUT, M5-8-Fe/Zn5 DIN985	F81030-2	2
6	COVER, LASER	516598-1	1
7	WASHER, M6, FLAT,ZINC	F81053-1	8
8	NUT,M6-8-B HEX,NYLON LOCK ZINC	F81031-2	4
9	BOLT, M6X20MM, HH, FULL THREAD, ZINC	F81001-2	4
10	LASER, Z5M18B-F-532-IG90 LINEAR, GREEN	501025	1
11	SENSOR CABLE, 4-WIRES 5M	087652	1



### 4.6 WM3000 Decals



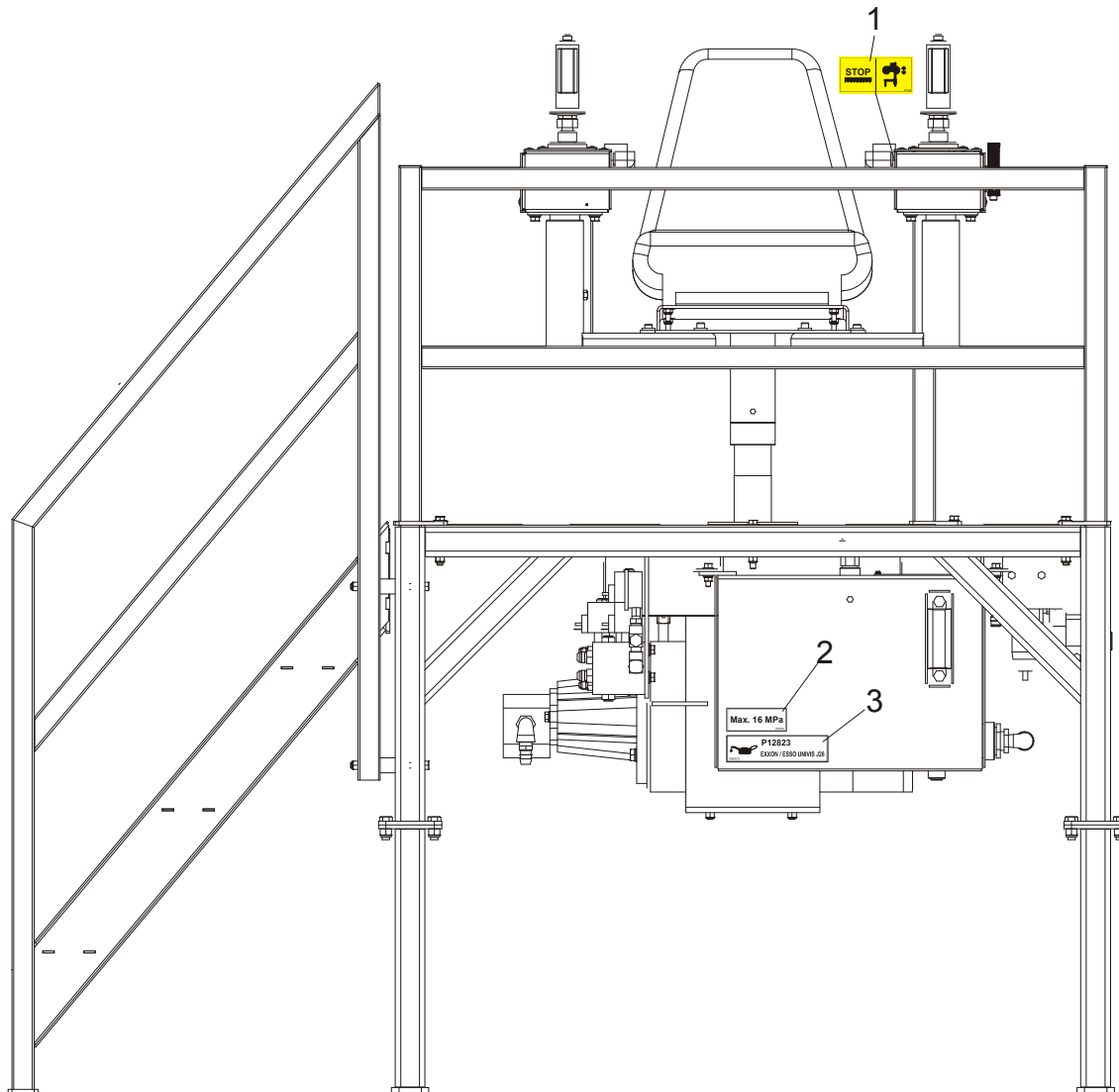
300\_0138

REF.	DESCRIPTION (◆ Indicates Parts Available in Assemblies Only)	PART #	QTY.
1	DECAL KIT, WM3000 SAWMILL NAME	505286	1
	PICTOGRAPHIC DECAL KIT, WM3000/3500/4000	101136	1
2	Decal, European Headquarters Address	015841	1

**4****Saw Head**  
*WM3000 Decals*

3	Decal, Sawmill Covers Caution (Pictogram)	099220	2	
4	Decal, Motor Revolutions Direction - 1465 r.p.m.	S200971	1	
5	Decal, Blade Movement Direction (Pictogram)	096321	1	
6	Decal, Read Operator's Manual (Pictogram)	096317	1	
7	Decal, Blade Alignment (Pictogram)	P11789	1	
8	Decal, Eye Protection Warning (Pictogram)	S12004G	1	
9	Decal, Ear Protection Warning (Pictogram)	S12005G	1	
10	Decal, Use Safety Boots (Pictogram)	501465	1	
11	Decal, Sawdust Chute Warning (Pictogram)	099222	1	
12	Decal, CE Certified Machine	P85070	1	
13	Decal, Russian Safety Certification	099401	1	
14	Decal, High Voltage Inside The Electric Box (Pictogram)	096316	1	
15	Decal, Remove The Plug Before Opening The Box (Pictogram)	096319	1	
16	Decal, Keep Away Danger (Pictogram)	099221	1	
17	Decal, Log Length Limit	S12051	1	
18	Decal, Laser Beam Warning (Pictogram)	099504	1	
	Decal, Debarker Blade Warning (Pictogram)	098176	1	
	Decal, Log Loader Warning	099545	1	

## 4.7 Operator Seat Decals

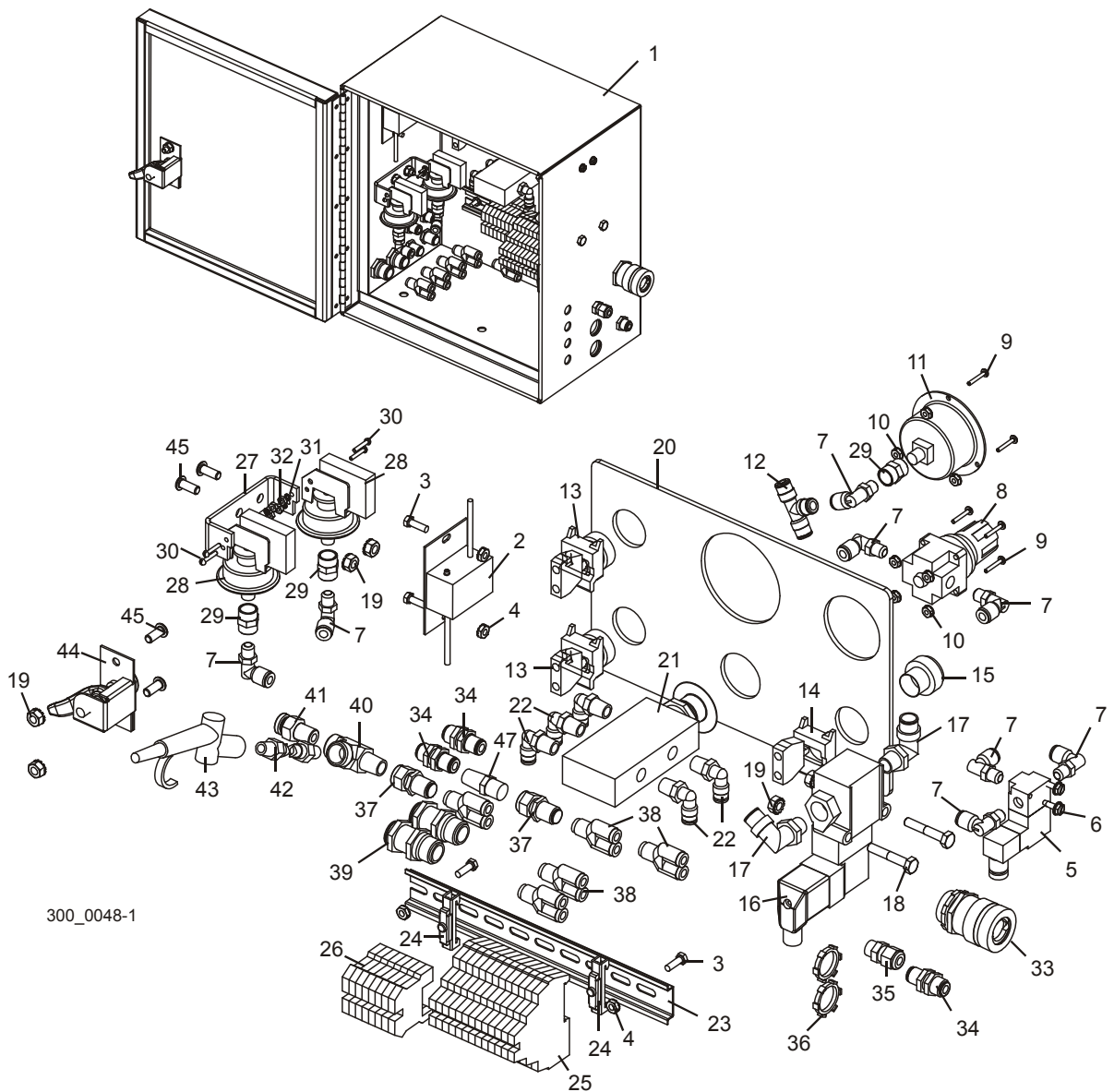


REF.	DESCRIPTION (◆ Indicates Parts Available In Assemblies Only)	PART #	QTY.
1	Decal, Stop The Blade Before Adjusting The Saw Head (Pictogram)	101138	1
2	Decal, Maximum Working Pressure	099524	1
3	Decal, Hydraulic Oil	096323	1

# 4 Saw Head

## Head/Air Box Assembly

### 4.8 Head/Air Box Assembly



300\_0048-1

REF.	DESCRIPTION (◆ Indicates Parts Available In Assemblies Only)	PART #	QTY.
	<b>CONTROL ASSY, HEAD/AIR BOX</b>	<b>045244</b>	1
1	Box Weldment, Head Interface	035569	1
2	Power Supply Assembly, 10-24V Laser	052327	1
3	Screw, 10-24x5/8 Unsl Indent HH Machine	F05004-18	4
4	Nut, #10-24 Keys	F05010-14	4
5	Valve, Air 3-Way 1/8 NPT Din C Conn	045225	1
	Cable, 10M Form C Din 24VDC W/LED PUR	025233	1

6	Screw, #10-24 x 1/2" Self-Tapping	F05015-7	2	
7	Fitting, 1/8MPTx1/4 Tube Elbow Swivel	P09736	8	
8	Regulator Kit, Air	045247	1	
	Regulator, 1/8" NPT Air	052509	1	
	Nut, Air Regulator Mounting	052510	1	
9	Screw, 6-32x3/4 Socket Button Head Cap Stainless Steel	F05004-93	7	
10	Nut, #6-32 Keps	F05010-59	7	
11	Gauge, Air Pressure	042342	1	
12	Fitting, 1/4" Air Tee	P21544	1	
13	Pilot Light, Yellow 24V 22mm LED XB4	024970-5	2	
14	Switch Body, 1NO 22mm ZB4	025242	1	
15	Switch Head, 22mm Mom. Ext. LED Yellow ZB4	025237-53	1	
16	Valve Assembly, Air	042659	1	
	Cable, 5M Form A Din 24VDC W/LED PUR	024923	1	
17	Fitting, 1/2 Tube to 3/8 NPT Swivel Male	034009	2	
18	Bolt, 1/4-20 x 1 1/2" Hex Head	F05005-31	2	
19	Nut, 1/4-20 Keps	F05010-9	6	
20	Decal, LT300 2005 Head/Air Box	052274	1	
21	Valve, Push/Pull 4-Way 1/4 NPT	025301	1	
22	Fitting, 1/4 NPT X 1/4 Air 90 Deg.	P21519	5	
23	DIN Rail, 35mmx7.5mmx10" Steel Sym	024474-10	1	
24	Clamp, Plastic DIN Rail	E22707	2	
25	Terminal Block, 3-Tier	024908	13	
26	Terminal Block, 1-Tier Phoenix	024893	8	
27	Mount, Pressure Switch	042256	1	
28	Switch, Limit Pressure 60 PSI	045207	2	
29	Złączka rurowa nakrętna 1/8" FPT Fitting, 1/8FPT Coupling	P05748	3	
30	Screw, #4-40x5/8 Slotted Round Head Machine	F05004-49	4	
31	Washer, #4 Split Lock	F05011-21	4	
32	Nut, #4-40 Hex	F05010-43	4	
33	Connector, Flex Strain .63-.75 Cord 3/4 Hub	025186	1	
	Nut, 3/4" Conduit Lock	025198	1	
34	Fitting, Bulkhead 1/4in -1/4in Tube	025234	1	
35	Connector, .5 Hole .064-.210 Cord	E23494	1	
36	Nut, 1/2 NPT Connector Lock	E20461	2	
37	Fitting, Bulkhead 1/4" Tube 1/4" Female NPT	025235	2	
38	Fitting, 1/4 Tube Y	042546	5	
39	Fitting, 1/2 Tube Bulkhead Union	034010	2	
40	Fitting, 1/4NPT Male Run Tee	015486	1	
41	Fitting, 1/4 NPT-3/8 Straight Air	P21559	1	
42	Hose, 1/4 x 6' Coiled Air	042453	1	
43	Nozzle, Coolant Spray	P02714	1	
44	Latch, Electric Box Door	P20048	1	

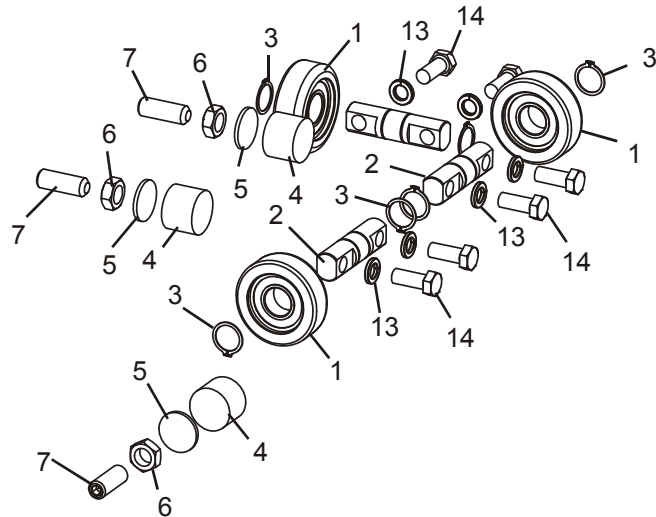
**4****Saw Head***Head/Air Box Assembly*

---

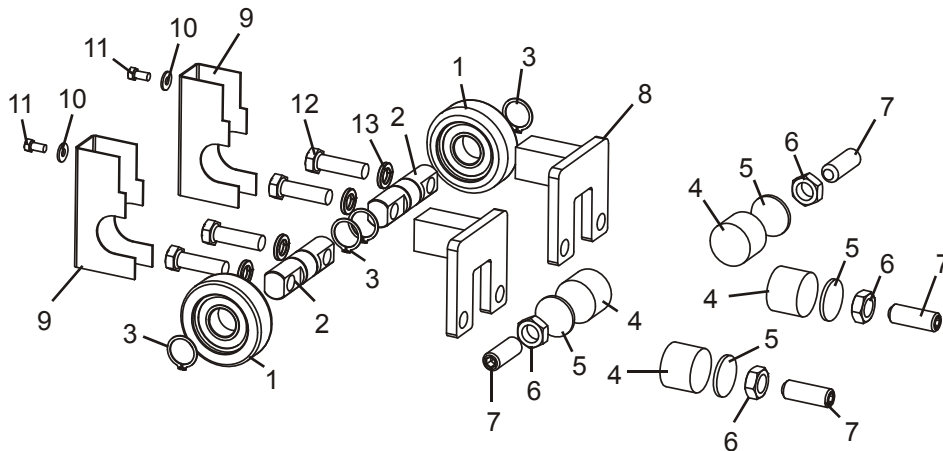
<b>45</b>	Screw, 1/4-20x5/8 Button Socket Head Cap SS Grade 2	<b>F05005-128</b>	4	
	Harness Assembly, Blade Guide	<b>025284</b>	1	
	Harness Assembly, Motor Prox	<b>025286</b>	1	
	Harness Assembly, Start Prox	<b>025287</b>	1	
	Harness Assembly, Slow Prox	<b>025288</b>	1	
	Harness Assembly, Stop Prox	<b>025289</b>	1	
	Line, 1/4 Air	<b>R01869</b>	472.4 cm	
	Line, 1/2 Air	<b>R01869-2</b>	147.3 cm	
	Cable, 10M Form C DIN24VDC W/LED PUR	<b>025233</b>	1	

## SECTION 5 UP/DOWN SYSTEM

### 5.1 Mast Pads & Up/Down Rollers



300\_0028-4



REF.	DESCRIPTION (◆ Indicates Parts Available In Assemblies Only)	PART #	QTY.	
	<b>ASSEMBLY, RAIL BEARING/SHAFT</b>	023832	5	
1	Bearing, MG305DDA	023857	1	◆
2	Shaft, Top Roller Bearing	023858	1	
3	Ring, 1 OR 3100-100 Retaining	F04254-15	2	
4	<b>PAD, ROUND NYLON</b>	033098	7	
5	<b>PAD, NYLON BACKING</b>	042432	7	
6	<b>NUT, 5/8-18 HEX JAM</b>	F05010-11	7	
7	<b>SCREW, 5/8-18 X 1 3/4" SOCKET HEAD FLAT POINT SET</b>	F05009-27	7	
8	<b>WELDMENT, BEARING SPACER</b>	045048	2	

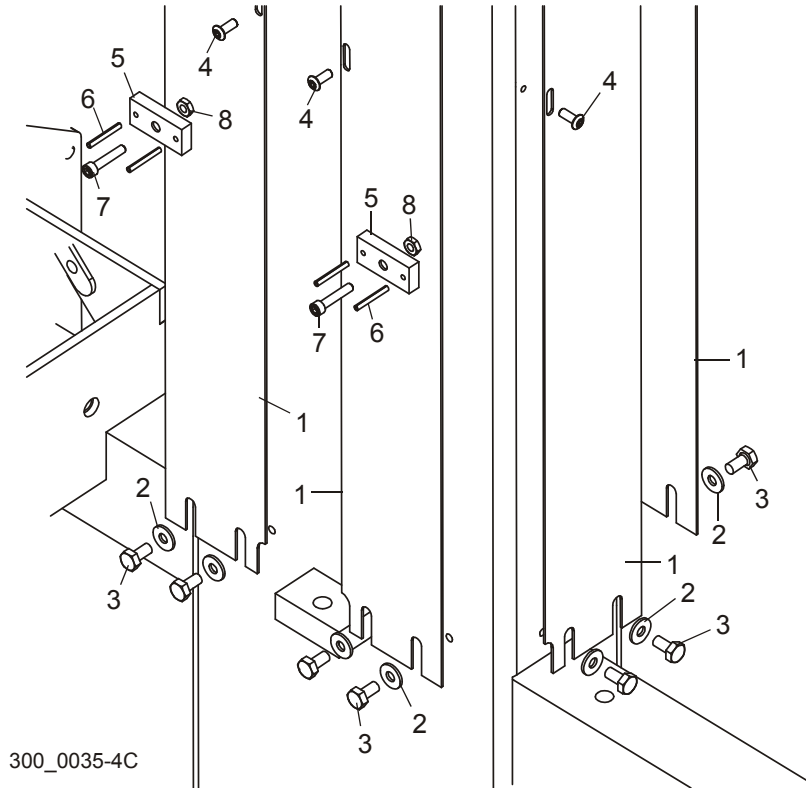
**5****Up/Down System***Mast Pads & Up/Down Rollers*

---

9	COVER, MAST BEARING	045047	2	
10	WASHER, 1/4" SAE FLAT	F05011-11	2	
11	BOLT, 1/4-20 X 1/2" HEX HEAD	F05005-15	2	
12	BOLT, 1/2-13 X 1 3/4" HEX HEAD FULL THREAD GRADE 5	F05008-88	4	
13	WASHER, 1/2" SPLIT LOCK	F05011-9	10	
14	BOLT, 1/2-13 X 1 1/4" HEX HEAD GRADE 5	F05008-37	6	

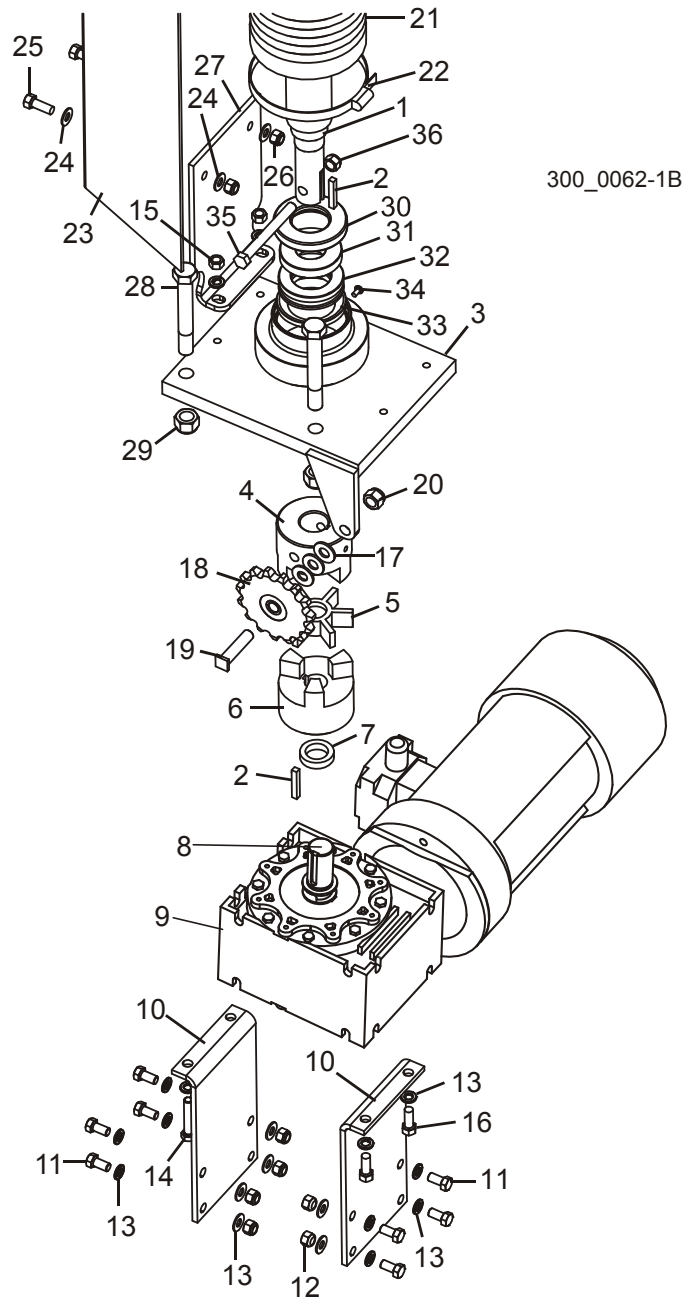


## 5.2 Up/Down Bearing Rails



REF.	DESCRIPTION (◆ Indicates Parts Available In Assemblies Only)	PART #	QTY.
	<b>Rail Kit, Up/Down Bearing</b>	042788	1
1	Rail, Wide Bearing Surface	042773	6
2	Washer, 1/4" SAE Flat	F05011-11	24
3	Bolt, 1/4-20 x 1/2" Hex Head	F05005-15	24
4	Screw, 10-24x1/2 Socket Button Head Cap	F05004-35	18
5	<b>PAD, HEAD PLASTIC</b>	045056	2
6	<b>PIN, 1/8x1" ROLL</b>	F05012-34	4
7	<b>BOLT, 10-24X1" BLACK OXIDE SOCKET HEAD CAP</b>	F05004-2	2
8	<b>NUT, #10-24 HEX</b>	F05010-115	2

### 5.3 Up/Down Drive (WM3000/3500/3500-HD)

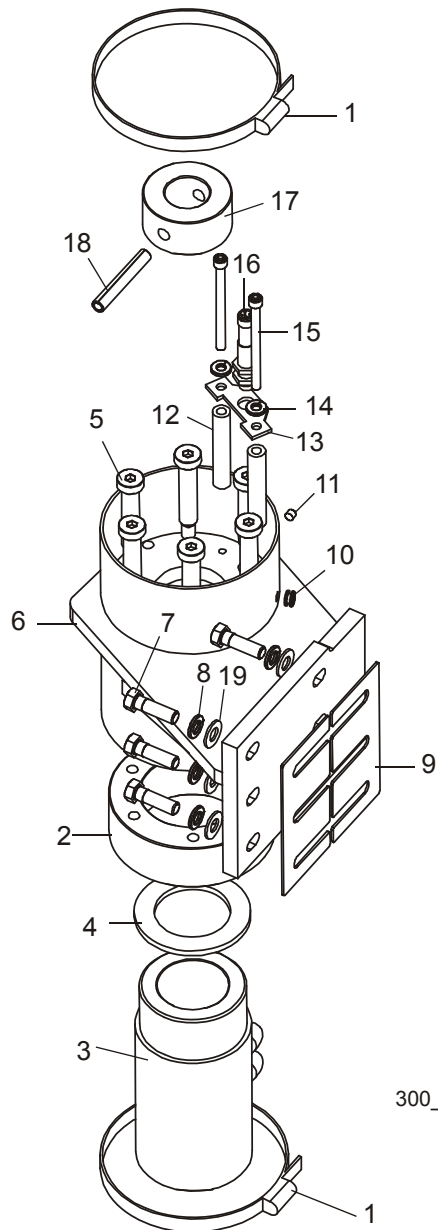


REF	DESCRIPTION (◆ Indicates Parts Available In Assemblies Only)	PART #	QTY.
	GREASE, 10CC SYRINGE UP/DOWN BALLSCREW	042399	1
1	SHAFT, 2" X .5" BALLSCREW	042858	1
2	KEY, 1/4" SQUARE X 1 5/8"	042810	2
3	BRACKET WELDMENT, UP/DOWN 45MM BALLSCREW MOUNT	017790	1

4	<b>COUPLING, MODIFIED L110 X 1 1/4" BODY</b>	017787	1	
5	<b>COUPLING, L110 SPIDER</b>	042809	1	
6	<b>COUPLING, L110 X 1" BODY</b>	042820	1	
7	<b>SPACER, 1" ID X 1 1/2" OD X .25" THICK</b>	042805 <sup>1</sup>	1	
	<b>RETROFIT KIT, WM3000 UP/DOWN DRIVE</b>	503410	1	
8	Shaft, WM3000 Up/Down Output	503408	1	
9	Motoreducer, SKISI63-IEC90-90L/4 BRE20	503411	1	
	Reducer, SK16/63 i=10 NORD	512504	1	
	Motor w/brake, SK90L/4 N=1,5kW n=1400RPM BRE20	512505	1	
10	Plate, WM3000 Up/Down Motoreducer	503381-1	2	
11	Bolt, M8x30mm, HH, Gr 5.8, Full Thrd, Zinc	F81002-2	8	
12	Nut, M8-8-B, Hex, Nylon Lock Zinc	F81032-2	8	
13	Washer, 8.4 Flat, Zinc	F81054-1	20	
14	<b>BOLT, 3/8-16 X 2" HEX HEAD FULL THREAD</b>	F05007-16	2	
15	<b>NUT, 3/8-16 HEX</b>	F05010-1	2	
16	<b>BOLT, 3/8-16 X 1" HEX HEAD</b>	F05007-7	2	
17	<b>WASHER, 1/2" SAE FLAT</b>	F05011-2	3	
18	<b>SPROCKET, IDLER</b>	042367	1	
19	<b>SHAFT, IDLER SPROCKET</b>	016828	1	
20	<b>NUT, 1/2-13 HEX NYLON LOCK</b>	F05010-8	1	
21	<b>BELLOWS, 5" ID X 45" BALLSCREW PROTECTIVE</b>	017777	1	
22	<b>CLAMP, BELLOWS WORM</b>	042419	1	
	<b>GUARD ASSEMBLY, UP/DOWN BELLOWS</b>	042416	1	
23	Guard Weldment, Up/Down Bellows	017647	1	
24	Washer, 3/8" SAE Flat	F05011-3	4	
25	Bolt, 3/8-16 x 1" Hex Head	F05007-7	2	
26	Nut, 3/8-16 Hex Nylon Lock	F05010-10	2	
27	Plate, Bellows Guard Bottom	042417	1	
28	<b>BOLT, 5/8-11 X 4 1/2" HEX HEAD GRADE 5</b>	F05009-10	2	
29	<b>NUT, 5/8-11 HEX NYLON LOCK</b>	F05010-34	2	
30	<b>SEAL, 1 5/8" ID THRUST BEARING</b>	042857	1	
31	<b>SPACER, SCREW/BEARING SUPPORT</b>	042856	1	
32	<b>BEARING, 45MM SELF-ALIGNING THRUST CONE</b>	042855-1	1	
33	<b>BEARING, 45MM SELF-ALIGNING THRUST CUP</b>	042855-2	1	
34	<b>SCREW, #10-24 X 3/8" PHILLIPS PAN HEAD</b>	F05004-3	1	
35	<b>BOLT, 7/16-14 X 4" HEX HEAD</b>	F05007-180	1	
36	<b>NUT, 7/16-14 HEX NYLON LOCK</b>	F05010-135	1	
	<b>MIDDLE BALLSCREW MOUNT PARTS</b> ( <a href="#">See Section 5.4</a> )			
	<b>TOP BALLSCREW MOUNT PARTS</b> ( <a href="#">See Section 5.5</a> )			

<sup>1</sup> 042805 spacer replaces 017778 .35" spacer originally supplied before 4/03. Thinner spacer provides proper clearance between gearbox and coupler.

### 5.4 Ballscrew Mount (Middle)

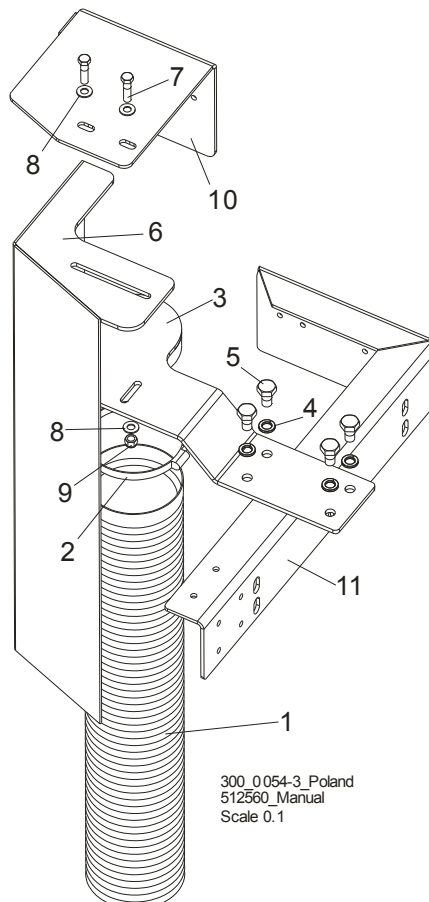


300\_0062-2

REF.	DESCRIPTION (◆ Indicates Parts Available In Assemblies Only)	PART #	QTY.
1	CLAMP, BALLSCREW BELLOWS WORM	042419	2
	UP/DOWN ASSEMBLY, 2" BALLSCREW SERVICE	036595	1
	Up/Down Assembly, 2" Ballscrew and Nut (only)	036596	1
	Ballscrew, 2inx.50 Lead Machined (Shown in Section 5.3 Up/Down Ballscrew Drive)	042858	1
2	Ballnut, 2"	042791	1

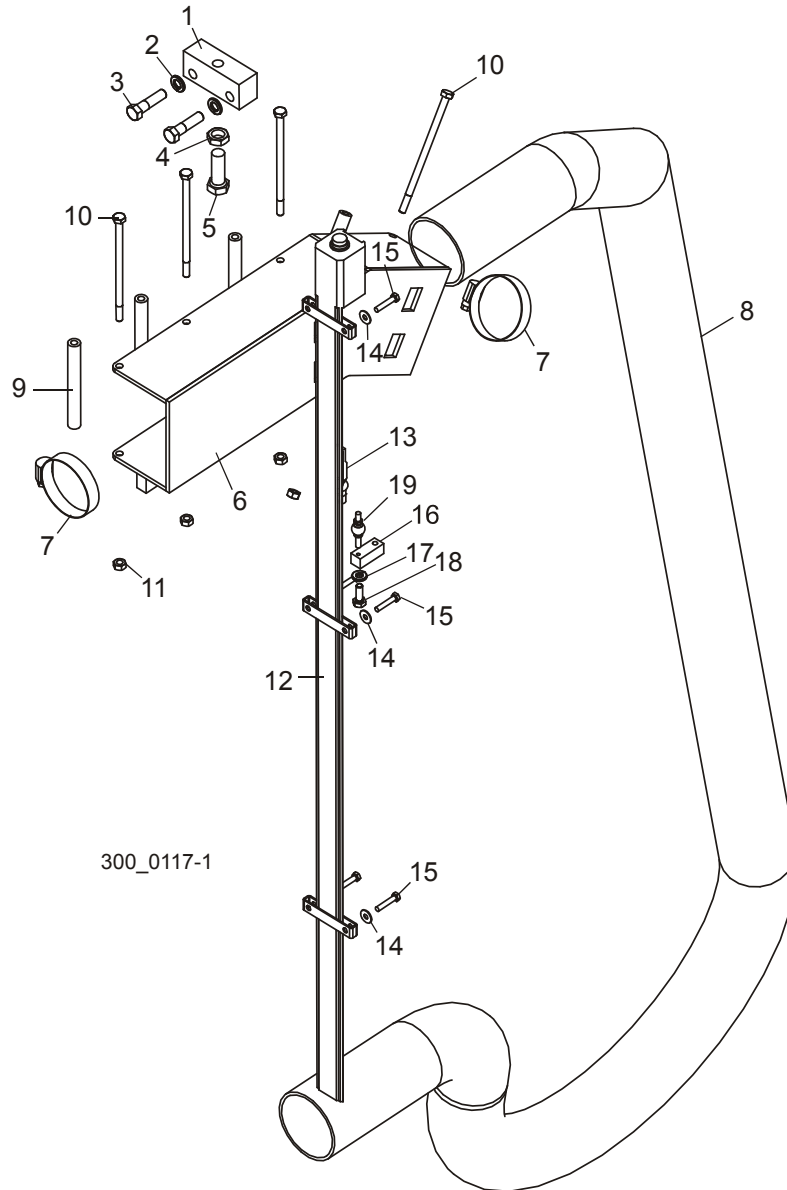
	Grease, Ballscrew Lube	042399	1	
	Lower Ballscrew Mount Parts ( <a href="#">See Section 5.3</a> )			
<b>3</b>	Flange, 2" BallScrew Nut	042792	1	
<b>4</b>	Plate, BallScrew Nut Wear	042816	1	
<b>5</b>	Bolt, 1/2" x 2 1/4" Shoulder	F05008-136	6	
<b>6</b>	Head Mnt, 2" Machined Ballnut	042819	1	
<b>7</b>	Bolt, 3/8-16 x 1 1/4" Hex Head Grade 5	F05007-123	6	
<b>8</b>	Washer, 3/8" Split Lock	F05011-4	6	
<b>9</b>	Shim, Ballnut Mount	016800	2	
<b>10</b>	Grommet, 9/32" Hole x 3/16" ID x 7/16" OD	042825	1	
<b>11</b>	Screw, 1/4-28 x 1/4" Socket Head Brass Tip Set	F05005-42	1	
<b>12</b>	Spacer, 17/64" ID x 1/2" OD x 2 3/4" Long	042821	2	
<b>13</b>	Plate, Ballnut Sensor	042815	1	
<b>14</b>	Washer. 1/4" Split Lock	F05011-14	2	
<b>15</b>	Bolt, 1/4-20 x 3 1/4" Socket Head	F05005-154	2	
<b>16</b>	Sensor, BES M12MI-PSH80B S04G Proximity	093168	1	
<b>17</b>	Collar, Top Stop	042822	1	
<b>18</b>	Pin, 3/8" x 2 1/2" Roll	F05012-114	1	
<b>19</b>	Washer, 3/8" SAE Flat	F05011-3	6	

### 5.5 Ballscrew Mount (Top)



REF.	DESCRIPTION (◆ Indicates Parts Available In Assemblies Only)	PART #	QTY.
1	BELLOWS, 5IDX62LONG PROTECTIVE	042823	1
2	CLAMP, BELLOWS WORM	042419	1
3	MOUNT WELDMENT, TOP BELLOWS	042814	1
4	WASHER, 1/2" SPLIT LOCK	F05011-9	4
5	BOLT, 1/2-13 X 1" HEX HEAD	F05008-50	4
6	GUARD PARTS ( <a href="#">See Section 5.3</a> )		
7	BOLT, 3/8-16 X 1 1/2" HEX HEAD	F05007-3	2
8	WASHER, 3/8" SAE FLAT	F05011-3	4
9	NUT, 3/8-16 HEX NYLON LOCK	F05010-10	2
10	BRACKET, WM4000 CABLE CARRIER UPPER MOUNT	510722-1	1
11	BRACKET, WM4000 CABLE CARRIER LOWER MOUNT	510723-1	1

### 5.6 Transducer & Head Stop (WM3000/3500/3500-HD)



REF	DESCRIPTION (◆ Indicates Parts Available In Assemblies Only)	PART #	QTY.
1	BLOCK, HEAD STOP	023886	1
2	WASHER, 3/8" SPLIT LOCK	F05011-4	5
3	BOLT, 3/8-16 X 1 1/2 HEX HEAD GRADE 5	F05007-78	5
4	NUT, 1/2-13 HEX JAM	F05010-31	1
5	BOLT, 1/2-13 X 1 1/2" HEX HEAD GRADE 5	F05008-33	1
6	BRACKET WELDMENT, TOP WIREWAY	042148	1

## 5

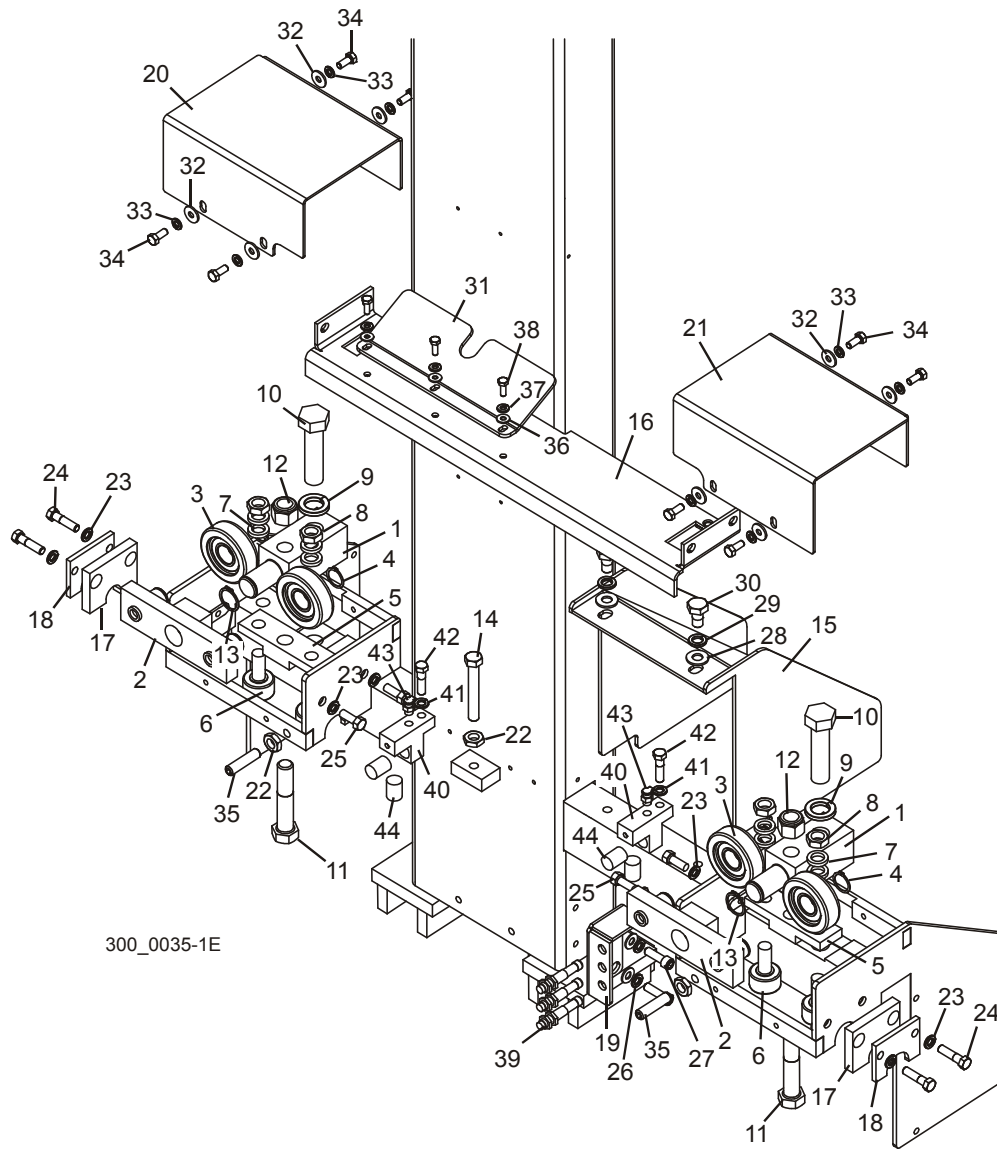
**Up/Down System***Transducer & Head Stop (WM3000/3500/3500-HD)*

7	CLAMP, 2" WORM	P11633	2	
8	SLEEVE, WIRE HARNESS	042422	1	
9	SPACER, WIREWAY	042111	4	
10	BOLT, 1/4-20 X 5" HEX HEAD	F05005-146	4	
11	NUT, 1/4-20 HEX LOCK	F05010-21	4	
12	SENSOR, 36" 4-20MA CAPTIVE SLIDE TRANSDUCER	025042	1	
13	Magnet, Captive Sliding Transducer (Balluff)	052470	1	
	CABLE ASSEMBLY, WM3000 TRANSDUCER SENSOR	050974	1	
14	WASHER, #10 SAE FLAT	F05011-18	6	
15	BOLT, #10-24 X 1" UNSLOTTED HEX HEAD	F05004-156	6	
16	BLOCK, TRANSDUCER SLIDE	042436	1	
17	WASHER, 1/4" SPLIT LOCK	F05011-14	1	
18	BOLT, 1/4-20 X 3/4" HEX HEAD FULL THREAD	F05005-1	1	
19	PIVOT, BALL JOINTED ARM	025197	1	



## SECTION 6 POWER FEED SYSTEM

### 6.1 Upper Track Rollers



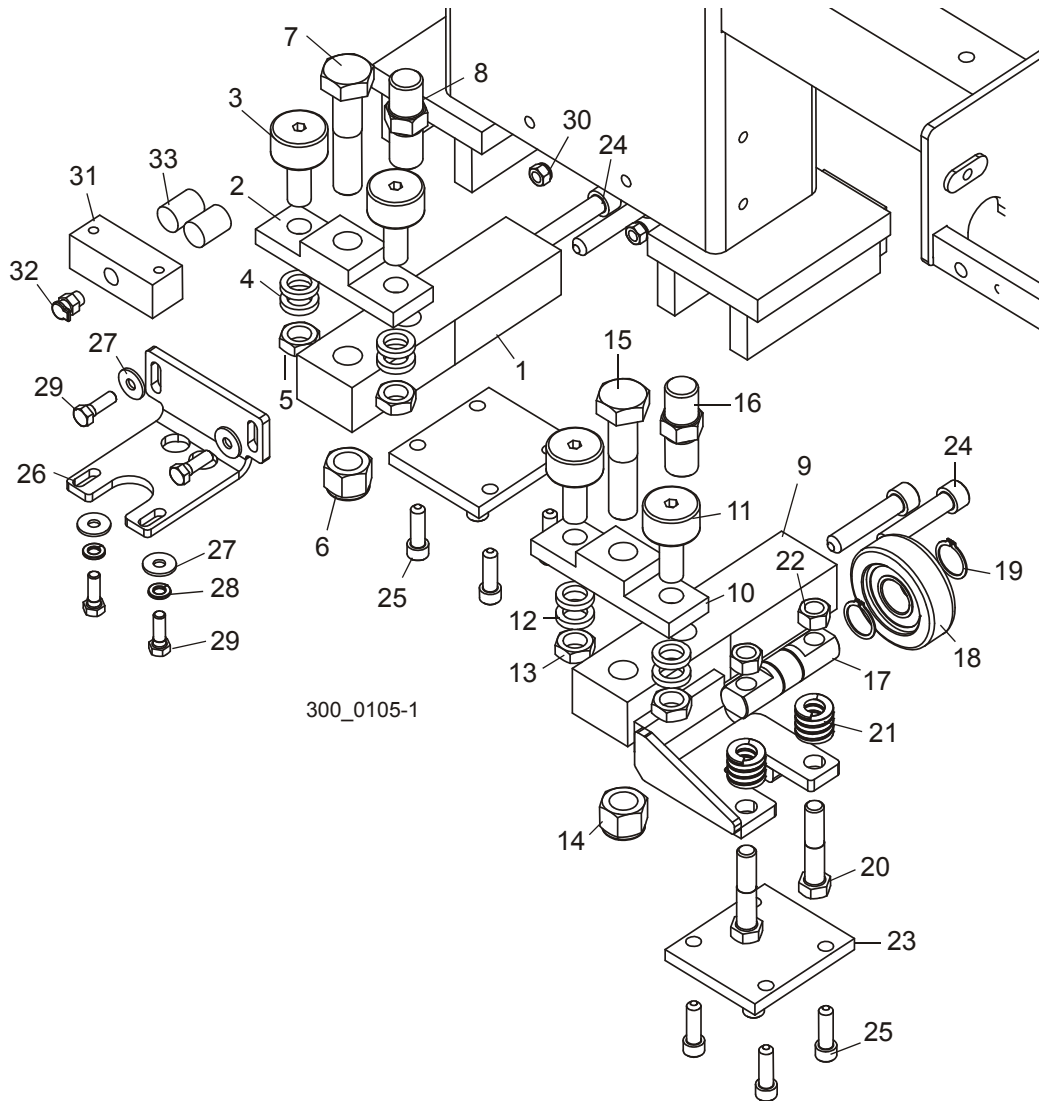
REF.	DESCRIPTION (◆ Indicates Parts Available In Assemblies Only)	PART #	QTY.
	<b>BLOCK ASSEMBLY, UPPER ROLLER</b>	042506	2
1	Block, Upper Roller Mount	042505	1
2	Block Assembly, Upper Roller	042507	1
3	Bearing, MG305DDA	023857	2
4	Ring, 1 OR 3100-100 Retaining	F04254-15	2
5	Block, Cam Follower Mount	042500	1

## 6

**Power Feed System***Upper Track Rollers*

6	Bearing, Cam Follower 1 1/2 (McGill)	012797	2	
7	Tube, 41/64x1x3/16	S12480	4	
8	Nut, 5/8-18 Hex Jam	F05010-11	2	
9	Washer, 7/8" Split Lock	F05011-46	1	
10	Bolt, 7/8-14 x 3 1/2" Hex Head Grade 5	F05014-1	1	
11	Bolt, 3/4-10 x 4" Hex Head Grade 5	F05013-3	1	
12	Nut, 3/4-10 Nylon Lock	F05010-103	1	
13	Ring, 1 1/8 External Retaining	F04254-36	1	
14	<b>BOLT, 1/2-13 X 3 1/2" FULL THREAD HEX HEAD TAP</b>	F05008-11	1	
15	<b>RAMP WELDMENT, SAWDUST</b>	042379	1	
16	<b>COVER WELDMENT, MIDDLE</b>	042391	1	
17	Wiper Pad, Plastic	045175	2	
18	Wiper Plate	045176	2	
19	Bracket, Proximity Sensor Mount	042112	1	
20	Cover, Top Right	042394	1	
21	Cover, Top Left	042368	1	
22	Nut, 1/2-13 Jam	F05010-31	3	
23	Washer, 3/8" Split Lock	F05011-4	10	
24	Bolt, 3/8-16 x 1 1/2" Hex Head	F05007-3	4	
25	Bolt, 3/8-16 x 1" Hex Head	F05007-7	4	
26	Washer, 3/8" SAE Flat	F05011-3	2	
27	Bolt, 3/8-16 x 1 1/4" Socket Head Cap	F05007-150	2	
28	Washer, 1/2" SAE Flat	F05011-2	2	
29	Washer, 1/2" Split Lock	F05011-9	2	
30	Bolt, 1/2-13 x 1" Hex Head	F05008-50	2	
31	Ramp, Sawdust	016801	1	
32	Washer, 5/16 Standard Flat	F05011-16	8	
33	Washer, 5/16" Split Lock	F05011-13	8	
34	Bolt, 5/16-18 x 3/4" Hex Head	F05006-5	8	
35	Screw, 1/2 -13x 2 FP BO SS	F05008-130	2	
36	Washer, 1/4" SAE Flat	F05011-11	3	
37	Washer, 1/4" Split Lock	F05011-14	3	
38	Bolt, 1/4-20 x 3/4" Hex Head	F05005-129	3	
39	Sensor, XS2D12PA14OD Inductive	093172	3	
40	<b>BLOCK, TOP OILER</b>	045045	2	
41	<b>WASHER, 3/8" SPLIT LOCK</b>	F05011-4	2	
42	<b>BOLT, 3/8-16 X 1 1/2" HEX HEAD</b>	F05007-3	2	
43	<b>FITTING, 1/8 NPT OIL HOLE COVER</b>	036333	2	
44	<b>WIPER, ROUND GRAY FELT</b>	033375	4	

## 6.2 Lower Track Rollers



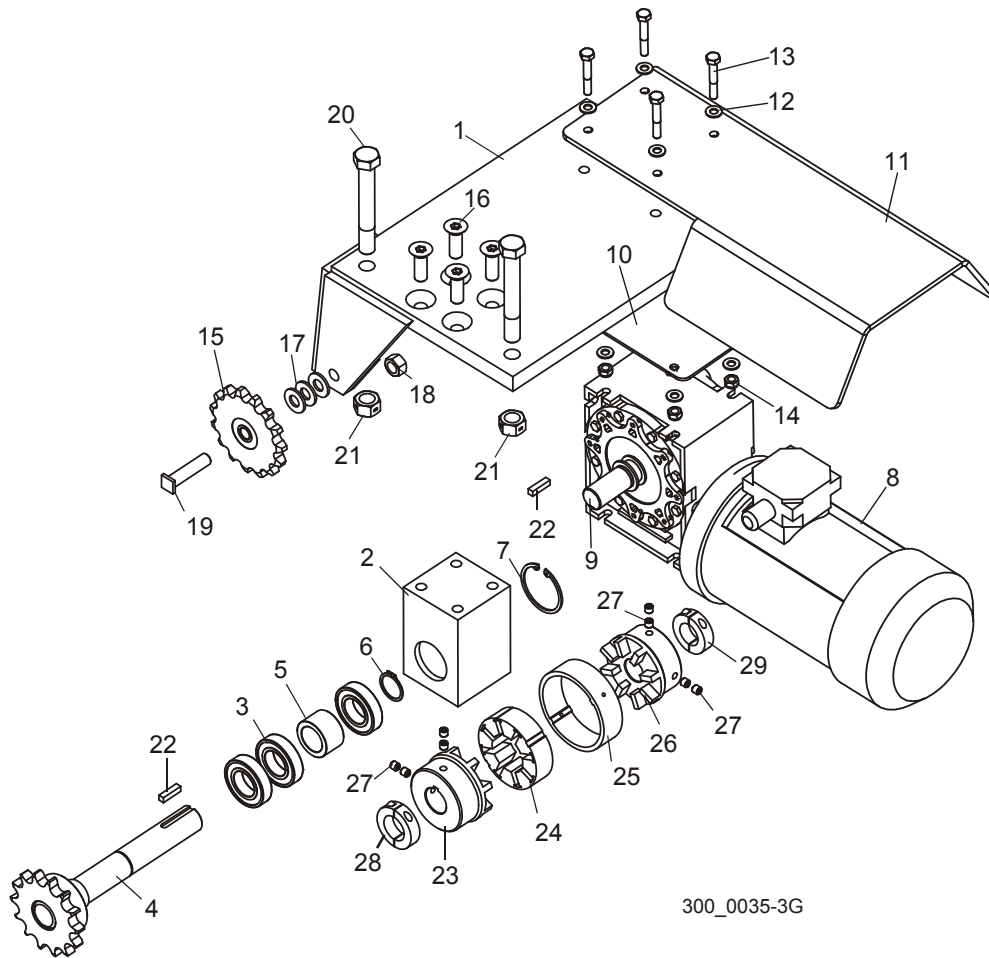
REF.	DESCRIPTION (◆ Indicates Parts Available In Assemblies Only)	PART #	QTY.
	<b>BLOCK ASSEMBLY, LOWER TRACK ROLLER</b>	036345	1
1	Block, Lower Roller	036326	1
2	Block, Cam Follower Mount	042500	1
3	Bearing, Cam Follower 1 1/2 (McGill)	012797	2
4	Tube, 41/64x1x3/16	S12480	4
5	Nut, 5/8-18 Hex Jam	F05010-11	2
6	Nut, 3/4-10 Nylon Lock	F05010-103	1
7	Bolt, 3/4-10x3 1/2 Hex Head Grade 5	F05009-54	1
8	Lock Pin, Head Safety Hex	036324	1

## 6

**Power Feed System***Lower Track Rollers*

	<b>ROLLER ASSEMBLY, LOWER W/BOTTOM ROLLER</b>	036701	1	
9	Roller Weldment, Lower w/Bottom Roller	036700	1	
10	Block, Cam Follower Mount	042500	1	
11	Bearing, Cam Follower 1 1/2 (McGill)	012797	2	
12	Tube, 41/64x1x3/16	S12480	4	
13	Nut, 5/8-18 Hex Jam	F05010-11	2	
14	Nut, 3/4-10 Nylon Lock	F05010-103	1	
15	Bolt, 3/4-10 x 3 1/2" Hex Head Grade 5	F05009-54	1	
16	Lock Pin, Head Safety Hex	036324	1	
17	Shaft, Top Roller Bearing	023858	1	
18	Bearing, MG305DDA	023857	1	
19	Ring, 1 OR 3100-100 Retaining	F04254-15	2	
20	Bolt, 1/2-13 x 2 1/2" Hex Head Grade 5	F05008-74	2	
21	Spring, Die, Heavy 1/2IDx1ODx1	036713	2	
22	Nut, 1/2-13 Swaged Hex	F05010-3	2	
23	<b>PLATE, LOWER ROLLER RETAINER</b>	045158	2	
24	<b>SCREW, 1/2-20 X 2 1/2" SOCKET HEAD CAP</b>	F05008-45	4	
25	<b>SCREW, 3/8-16 X 1 1/4" SOCKET HEAD CAP</b>	F05007-150	8	
26	<b>PLATE, BOTTOM OILER</b>	042415	1	
27	<b>WASHER, 5/16 STANDARD FLAT</b>	F05011-16	4	
28	<b>WASHER, 5/16" SPLIT LOCK</b>	F05011-13	2	
29	<b>BOLT, 5/16-18 X 1" HEX HEAD</b>	F05006-1	4	
30	<b>NUT, 5/16-18 HEX NYLON LOCK</b>	F05010-58	2	
31	<b>BLOCK, BOTTOM OILER</b>	036334	1	
32	<b>FITTING, 1/8 NPT OIL HOLE COVER</b>	036333	1	
33	<b>WIPER, ROUND GRAY FELT</b>	033375	2	

### 6.3 Power Feed Drive



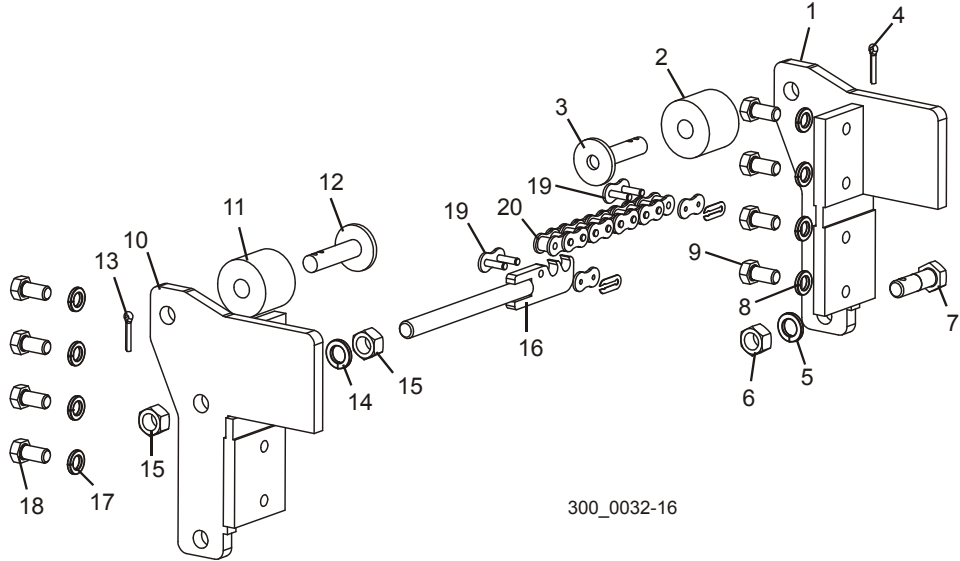
REF	DESCRIPTION (◆ Indicates Parts Available In Assemblies Only)	PART #	QTY.
	<b>DRIVE ASSEMBLY, POWER FEED</b>	042382	1
1	Bracket Weldment, Power Feed Drive Mount	042384	1
	Shaft Assembly, Power Feed Drive	042383	1
2	Block, Power Feed Drive Shaft Bearing	042381	1
3	Bearing, R18 Sealed	034380	3
4	Shaft Weldment, Power Feed Drive	042365	1
5	Spacer, Power Feed Bearing	042387	1
6	Ring, 1 1/8" Outside Retaining	F04254-36	1
7	Ring, 2 1/8" Inside Retaining	F04254-38	1
	Retrofit Kit, WM3000 Power Feed Drive	503409	1
8	Motoreducer, SKISI63-IEC90-90L/4	503380	1
	Reducer, SK16/63 i=5 NORD	503769	1
	Motor, SK90L/4 N=1,5kW n=1400RPM	503767	1

## 6

**Power Feed***Power Feed Drive*

9	Shaft, WM3000 Up/Down Output	503408	1	
10	Plate, WM3000 Power Feed	503383-1	1	
11	Guard, WM3000 Power Feed Motor	503384-1	1	
12	Washer, 8.4 Flat, Zinc	F81054-1	8	
13	Bolt, M8x50 Gr5(8.8) HH Zinc	F81002-10	4	
14	Nut, M8-8-B, Hex, Nylon Lock Zinc	F81032-2	4	
15	Sprocket, 6015 x 1/2" Idler	042367	1	
16	Screw, 1/2-13 x 1 1/2" Flat Socket Head	F05008-80	4	
17	Washer, 1/2" SAE Flat	F05011-2	3	
18	Nut, 1/2-13 Hex Lock	F05010-3	1	
19	Shaft, Power Feed Idler Sprocket	016828	1	
20	Bolt, 5/8-11 x 4 1/2" Hex Head Grade 5	F05009-10	2	
21	Nut, 5/8-11 Hex Lock	F05010-4	2	
22	Key, 1/4" x 1"	S21486	2	
	Coupling, Power Feed Shaft	042655	1	
23	Coupling Body, 10R x 1 1/8"	042655-4	1	
24	Coupling Spider, 10R Urethane	042655-2	1	
25	Coupling Ring, 10R Steel	042655-5	1	
26	Coupling Body, 10R x 1"	042655-1	1	
27	Screw, M8-1.25 x 8mm Socket Head Set	F05004-234	8	
28	Collar, 1 1/8" Shaft Clamp-On	038445	1	
29	Collar, 1" Shaft Clamp-On	038444	1	

6.4 Power Feed Chain & Head Stops

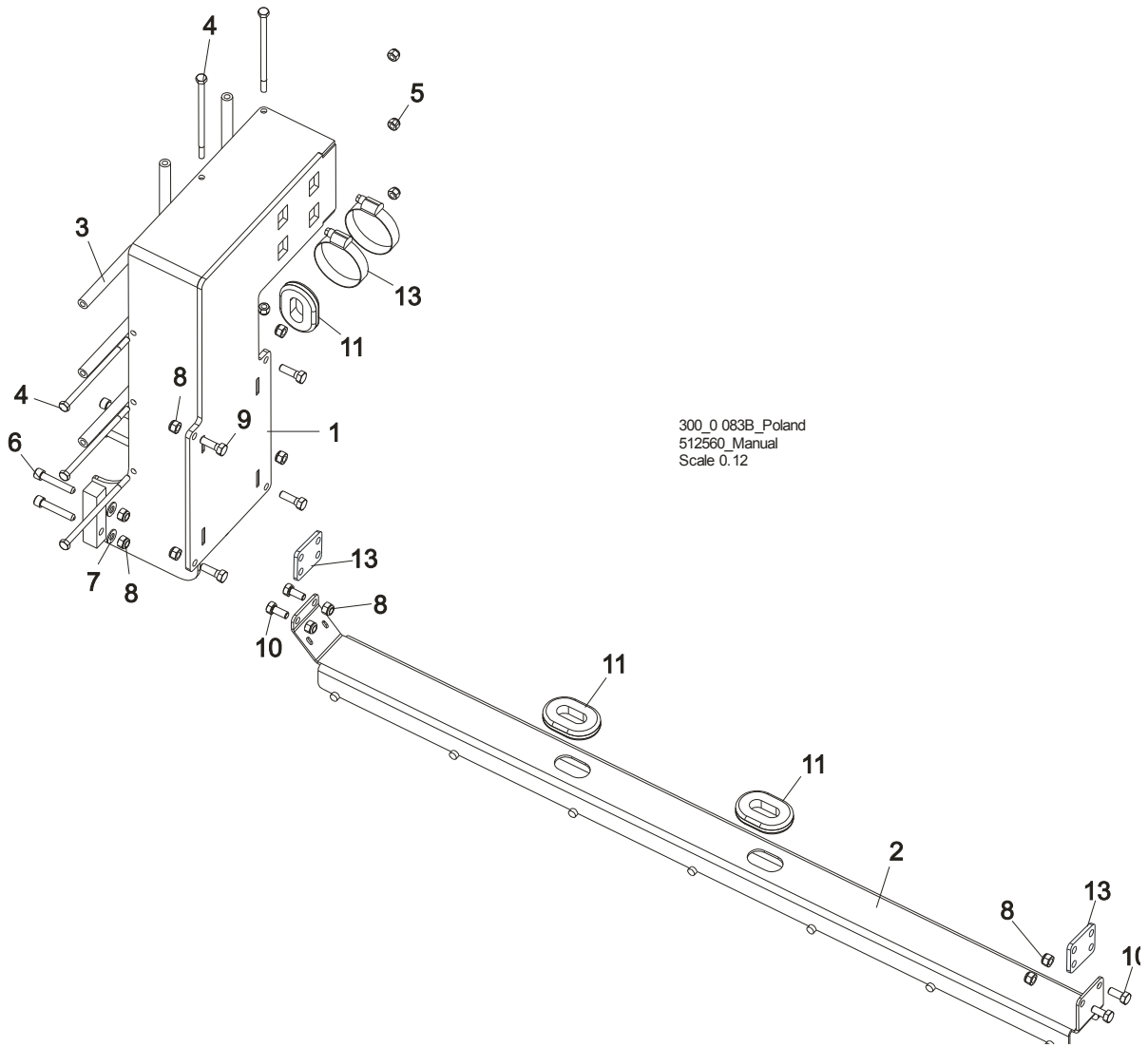


REF.	DESCRIPTION (◆ Indicates Parts Available In Assemblies Only)	PART #	QTY.
	<b>STOP ASSEMBLY, HEAD FRONT</b>	035646	1
1	Stop Weldment, Left	042408	1
2	Bushing, 11/16x2 1/8x1 3/4 Rubber	P12165	1
3	Stop Weldment, Carriage Ptd	W09293	1
4	Pin, 3/16" x 1" Cotter	F05012-21	1
5	Washer, 5/8" Split Lock	F05011-27	1
6	Nut, 5/8-18 Hex	F05010-50	1
7	Bolt, #60 Feed Chain Tensioner	035653	1
8	Washer, 1/2" Split Lock	F05011-9	4
9	Bolt, 1/2-13 x 1 Hex Head Grade 8	F05008-128	4
	<b>HEAD STOP ASSY, BED REAR</b>	036199	1
10	Stop Weldment, Right	042411	1
11	Bushing, 11/16x2 1/8x1 3/4 Rubber	P12165	1
12	Stop Weldment, Carriage Ptd	W09293	1
13	Pin, 3/16" x 1" Cotter	F05012-21	1
14	Washer, 5/8" Split Lock	F05011-27	1
15	Nut, 5/8-18 Hex	F05010-50	2
16	Rod Weldment, #60 Feed Chain Tensioner	035652	1
17	Washer, 1/2" Split Lock	F05011-9	4
18	Bolt, 1/2-13 x 1 Hex Head Grade 8	F05008-128	4
19	Link, #60 CL	042398	2
20	Chain, #60x27' Power Feed	036200	1

# 6 Power Feed System

## Lower Cable Carrier

### 6.5 Lower Cable Carrier



REF.	DESCRIPTION (◆ Indicates Parts Available In Assemblies Only)	PART #	QTY.
	<b>LOWER CABLE CARRIER ASSEMBLY</b>	036342	1
1	Mount Weldment, Cable Carrier	036329	1
2	Cable Carrier, Lower	036341	1
3	Spacer, Wireway	042111	5
4	Bolt, 1/4-20 x 5" Hex Head	F05005-146	5
5	Nut, 1/4-20 Nylon Lock	F05010-69	5
6	Screw, 5/16-18 x 1 3/4" Socket Head Cap	F05006-65	4



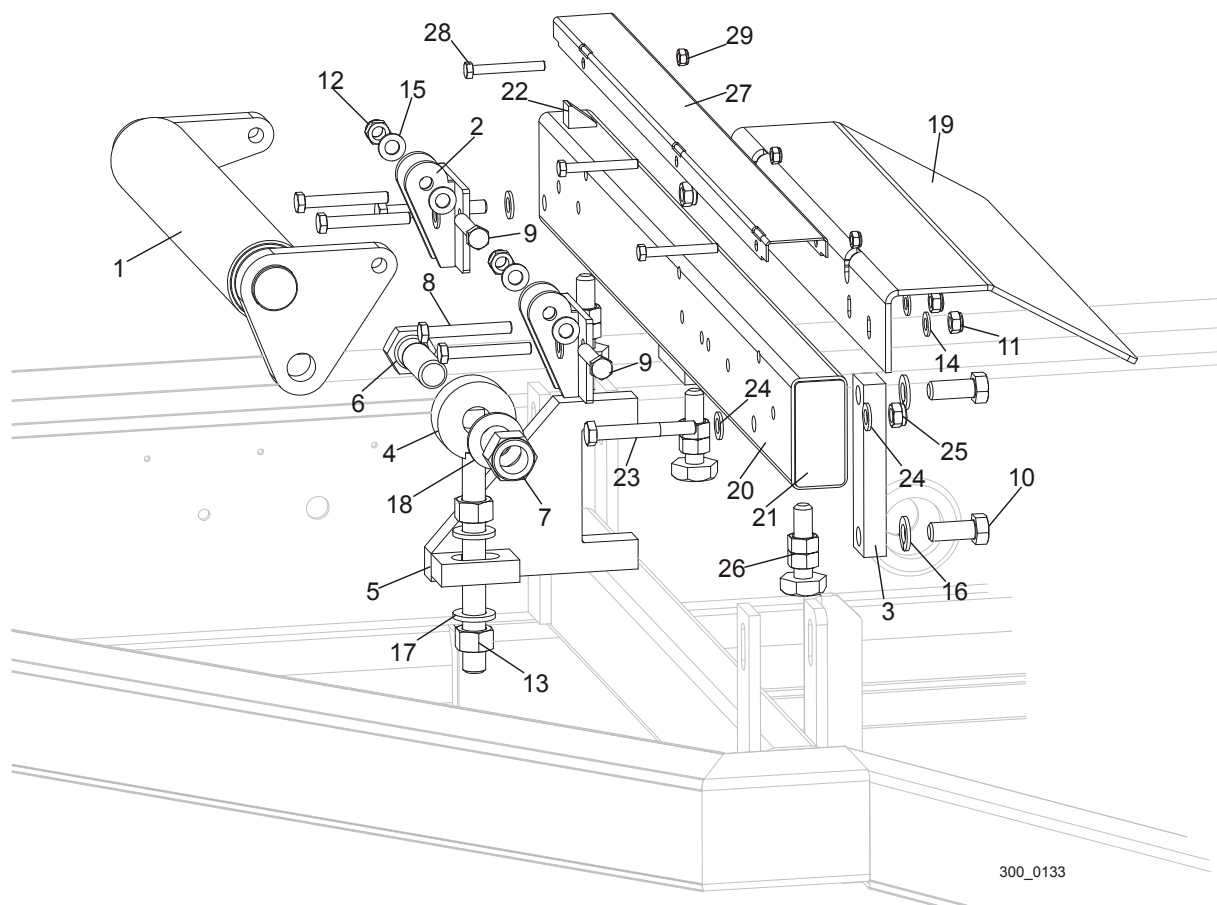
<b>7</b>	Washer, 5/16 SAE Flat	F05011-17	4	
<b>8</b>	Nut, 5/16-18 Hex Nylon Lock	F05010-58	12	
<b>9</b>	Bolt, 5/16-18 x 1" Hex Head	F05006-1	4	
<b>10</b>	Bolt, 5/16-18 x 3/4" Hex Head	F05006-5	4	
<b>11</b>	Grommet, 1" x 1 3/4" Rubber (Oval)	085613	3	
<b>12</b>	Clamp, 2-1/2" Worm	P09895	2	
<b>13</b>	<b>PLATE, CABLE CARRIER MOUNTING</b>	510835-1	2	

# 7 BED FRAME ASSEMBLY

## Bed Rail, Front

## SECTION 7 BED FRAME ASSEMBLY

### 7.1 Bed Rail, Front



300\_0133

REF	DESCRIPTION (◆ Indicates Parts Available In Assemblies Only)	PART #	QTY.
	<b>ROLLER, LT70/300 MANUAL ADJUSTMENT</b>	093413	1
1	TOE BOARD WELDMENT	086253-1	1
2	BRACKET, TOE BOARD ROLLER MOUNT	087903-1	2
3	PLATE, HYDRAULIC TOEBOARD MOUNT	090086-1	1
4	REGULATOR, LT70/300 IDLE ROLLER ZINC	093573-1	1
5	ROLLER, LT70/300 IDLE ROLLER REGULATOR	093576-1	1
6	BOLT, 1-8x3 1/4 HH Gr5	F05009-51	1
7	NUT, 1-8 SELF LOCK	F05010-109	1
8	BOLT, M10x75-8.8-Fe/Zn5 PN-M/82101	F81003-15	4
9	BOLT, M12X60MM, HEX HEAD GR 8.8	F81004-5	2
10	BOLT, M16X40-8.8 HEX HEAD FULL THREAD ZINC	F81006-13	2
11	NUT, M10-8-B HEX NYLON ZINC LOCK	F81033-1	4

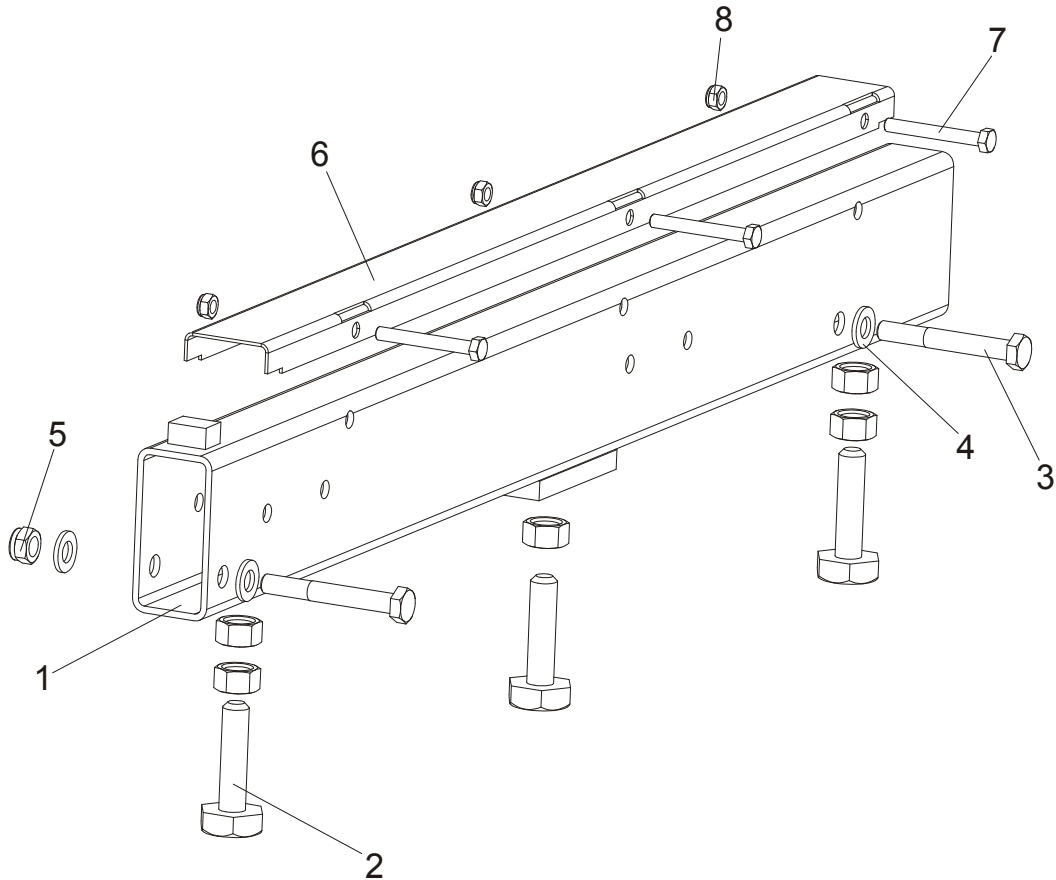
**BED FRAME ASSEMBLY***Bed Rail, Front***7**

12	NUT, M12-8 HEX NYLON ZINC LOCK	F81034-2	2	
13	NUT, M20-8-FE/ZN5 PN-86/M-82144	F81037-1	2	
14	WASHER, 10.5 FLAT ZINC	F81055-1	8	
15	WASHER, 13 FLAT ZINC	F81056-1	8	
16	WASHER, 16.3 SPLIT LOCK ZINC	F81058-2	2	
17	WASHER, M20 FLAT ZINC	F81059-2	2	
18	WASHER 28 FE/ZN5	F81061-1	2	
19	<b>PLATE, WM3000 BOARD RETURN</b>	500061-1	1	
20	<b>TUBE, BED RAIL</b>	096994	1	◆
21	<b>PLATE, BED RAIL END CAP</b>	087853	1	◆
22	<b>CUBE, BED RAIL</b>	099954	1	◆
23	<b>BOLT, M12x90-8.8 HEX HEAD ZINC</b>	F81004-2	2	
24	<b>WASHER, 13 FLAT ZINC</b>	F81056-1	4	
25	<b>NUT, M12-8 HEX NYLON ZINC LOCK</b>	F81034-2	2	
26	<b>ADJUSTMENT BOLT (M16) &amp; TWO NUTS</b>	093710	3	
27	<b>COVER, STAINLESS STEEL BED RAIL</b>	S09944	1	
28	<b>BOLT, M8x65-5.8 HEX HEAD ZINC</b>	F81002-3	3	
29	<b>NUT, M8-8-B HEX NYLON ZINC LOCK</b>	F81032-2	3	

# 7 BED FRAME ASSEMBLY

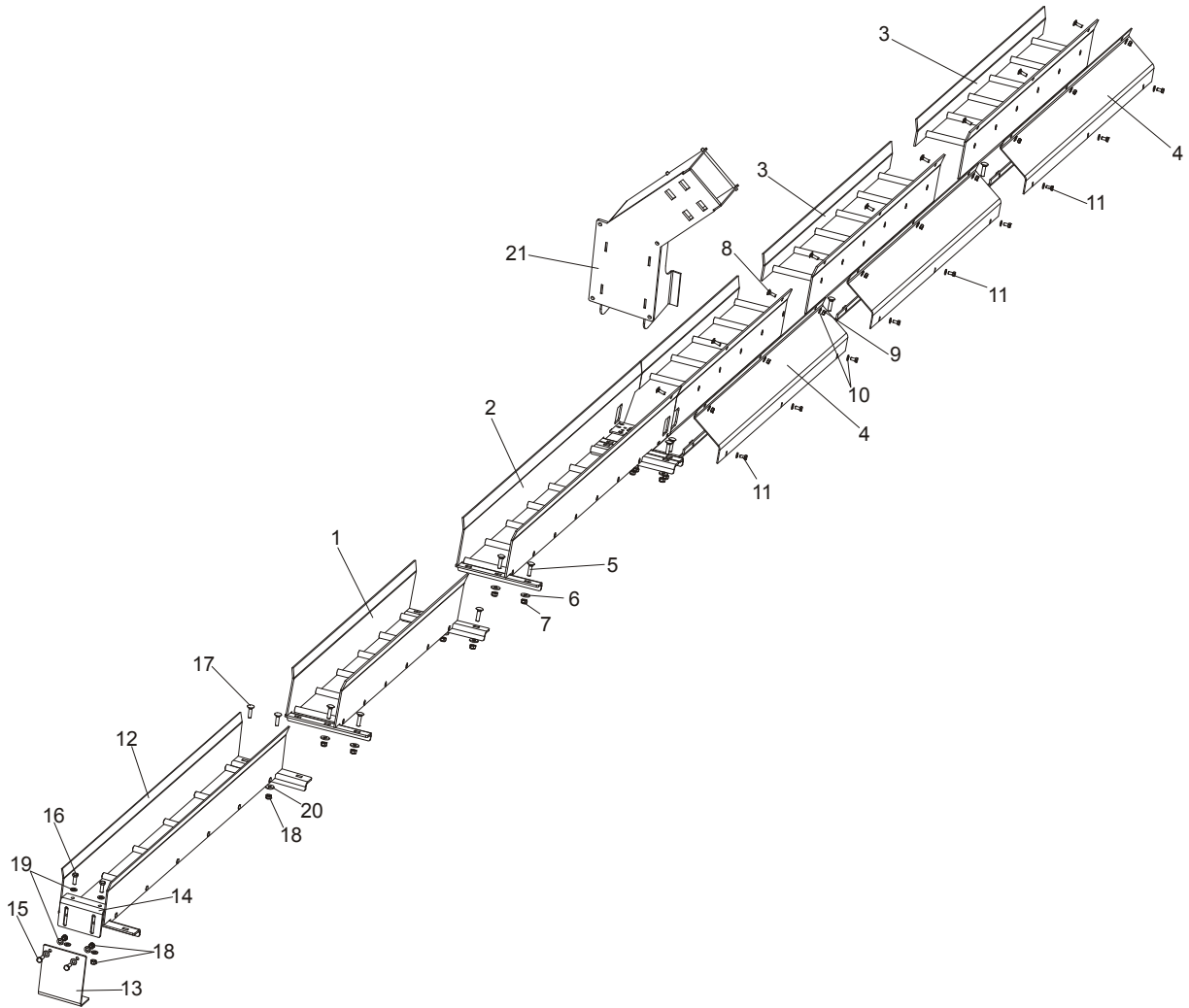
## Bed Rails

### 7.2 Bed Rails



REF	DESCRIPTION (◆ Indicates Parts Available In Assemblies Only)	PART #	QTY.
1	TUBE, BED RAIL	096994	1
2	ADJUSTMENT BOLT (M16) & TWO NUTS	093710	3
3	BOLT, M12x90-8.8 HEX HEAD ZINC	F81004-2	2
4	WASHER, 13 FLAT ZINC	F81056-1	4
5	NUT, M12-8 HEX NYLON ZINC LOCK	F81034-2	2
6	COVER, STAINLESS STEEL BED RAIL	S09944	1
7	BOLT, M8x65-5.8 HEX HEAD ZINC	F81002-3	3
8	NUT, M8-8-B HEX NYLON ZINC LOCK	F81032-2	3

### 7.3 Wireway Assembly




REF	DESCRIPTION (◆ Indicates Parts Available In Assemblies Only)	PART #	QTY.
	<b>WIREWAY ASSEMBLY, WM3000</b>	093570	
1	Wireway Weldment, WM3000 Painted (1)	093555-1	1
2	Wireway Weldment, WM3000 Painted (3)	093569-1	1
3	Wireway Weldment, WM3000 Painted (2)	093568-1	2
4	Cover, WM3000/300 Wireway (1)	093550	3
5	Bolt, Z M10x40 -8.8 Carriage Head Zinc	F81003-40	15
6	Washer, 10.5 Special Flat Zinc	F81055-6	15
7	Nut, M10-8-B Hex Nylon Zinc Lock	F81033-1	15
8	Bolt, M8x20-8.8 Carriage Head Zinc	F81002-11	9

# 7 BED FRAME ASSEMBLY

## Wireway Assembly

9	Nut, M8-8-B Hex Zinc	F81032-1	9	
10	Washer, 8.4 Flat Zinc	F81054-1	18	
11	Bolt, M8x16 -8.8-B Hex Head Full Thread Zinc	F81002-20	9	
	<b>WIREWAY ASSEMBLY, REAR COMPLETE</b>	099794	1	
12	Wireway Weldment, WM3000 Painted (1)	093555-1	1	
13	Bracket, Wireway Weldment	099791-1	1	
14	Bracket, LT70/300 Wireway Weldment	099793-1	1	
15	Bolt, M10-1.5x25mm HH Gr8.8	F81003-11	2	
16	Bolt, M10X30-5.8 Hex Head Full Threat	F81003-2	2	
17	Bolt, Z M10x40 -8.8 Carriage Head Zinc	F81003-40	2	
18	Nut, M10-8-B Hex Nylon Zinc Lock	F81033-1	6	
19	Washer, 10.5 Flat Zinc	F81055-1	8	
20	Washer, 10.5 Special Flat Zinc	F81055-6	2	
21	<b>BRACKET, CABLE</b>	503061-1	1	

### 7.4 WM3000/3500 Pantograph Wireway Assembly



REF	DESCRIPTION (◆ Indicates Parts Available In Assemblies Only)	PART #	QTY.
	<b>PANTOGRAPH WIREWAY ASSEMBLY, WM3000/3500</b>	<b>506176</b>	<b>1</b>
	<b>Cover Front, Wireway</b>	<b>505241</b>	<b>1</b>
	<b>THROUGH 1 BOTTOM WM3000/3500</b>	<b>505239-1</b>	<b>1</b>
<b>1</b>	<b>THROUGH HYDRAULIC HOSES.WM3000/3500</b>	<b>505254</b>	<b>1</b>

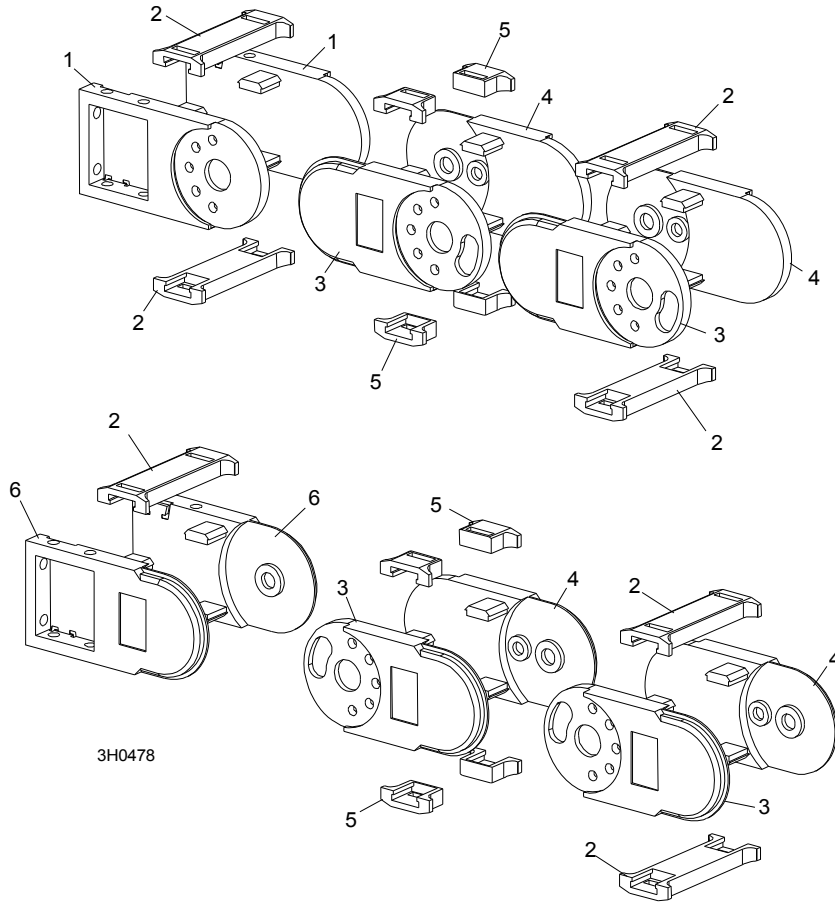
# 7 BED FRAME ASSEMBLY

## WM3000/3500 Pantograph Wireway Assembly

2	BOLT, M8x20mm,HH,GR 8.8,FULL THRD,ZINC	F81002-1	3	
3	Cover Side, Wireway	505218-1	1	
4	Cover Up-Middle, Wireway	505240-1	1	
5	WASHER, 8.4 FLAT,ZINC	F81054-1	9	
6	BOLT M8x16 -8.8-B-Fe/Zn5	F81002-20	6	
7	NUT,M8-8-B,HEX,NYLON LOCK ZINC	F81032-2	3	
	<b>Cover Middle, Wireway</b>	<b>505252</b>	<b>1</b>	
	<b>THROUGH MIDDLE BOTTOM WM3000/3500</b>	<b>505253-1</b>	<b>1</b>	
8	THROUGH HYDRAULIC HOSES.WM3000/3500	504545	1	
9	BOLT, M8x20mm,HH,GR 8.8,FULL THRD,ZINC	F81002-1	3	
10	Cover Side-Middle, Wireway	505255-1	1	
11	Cover Up-Middle, Wireway	505240-1	1	
12	WASHER, 8.4 FLAT,ZINC	F81054-1	9	
13	BOLT M8x16 -8.8-B-Fe/Zn5	F81002-20	6	
14	NUT,M8-8-B,HEX,NYLON LOCK ZINC	F81032-2	3	
	<b>Cover Middle, Wireway</b>	<b>505242</b>	<b>1</b>	
	<b>THROUGH MIDDLE BOTTOM WM3000/3500</b>	<b>505243-1</b>	<b>1</b>	
15	THROUGH MIDDLE HYDRAULIC HOSES.WM3000/3500	504546	1	
16	BOLT, M8x20mm,HH,GR 8.8,FULL THRD,ZINC	F81002-1	3	
17	Cover Side-Middle, Wireway	505244-1	1	
18	Cover Up-Middle, Wireway	505245-1	1	
19	WASHER, 8.4 FLAT,ZINC	F81054-1	9	
20	BOLT M8x16 -8.8-B-Fe/Zn5	F81002-20	6	
21	NUT,M8-8-B,HEX,NYLON LOCK ZINC	F81032-2	3	
	<b>Cover Rear, Wireway</b>	<b>505247</b>	<b>1</b>	
	<b>THROUGH REAR BOTTOM WM3000/3500</b>	<b>505248-1</b>	<b>1</b>	
22	THROUGH HYDRAULIC HOSES.WM3000/3500	504547	1	
23	BOLT, M8x20mm,HH,GR 8.8,FULL THRD,ZINC	F81002-1	3	
24	Cover Side-Rear, Wireway	505249-1	1	
25	Cover Up-Rear, Wireway	505250-1	1	
26	WASHER, 8.4 FLAT,ZINC	F81054-1	9	
27	BOLT M8x16 -8.8-B-Fe/Zn5	F81002-20	6	
28	NUT,M8-8-B,HEX,NYLON LOCK ZINC	F81032-2	3	
	<b>Cover Rear, Wireway</b>	<b>509408</b>	<b>1</b>	
	<b>THROUGH REAR BOTTOM WM3000/3500 WITH PANTOGRAPH</b>	<b>509413-1</b>	<b>1</b>	
29	THROUGH HOSES REAR .WM3000/3500	509414	1	
30	BOLT, M8x20mm,HH,GR 8.8,FULL THRD,ZINC	F81002-1	3	
31	Cover Side,WM3000/3500 With Pantograph	509412-1	1	
32	Cover Up, WM3000/3500 With Pantograph	509410-1	1	
33	WASHER, 8.4 FLAT,ZINC	F81054-1	9	
34	BOLT M8x16 -8.8-B-Fe/Zn5	F81002-20	6	
35	NUT,M8-8-B,HEX,NYLON LOCK ZINC	F81032-2	3	



7.5 Cable Carrier

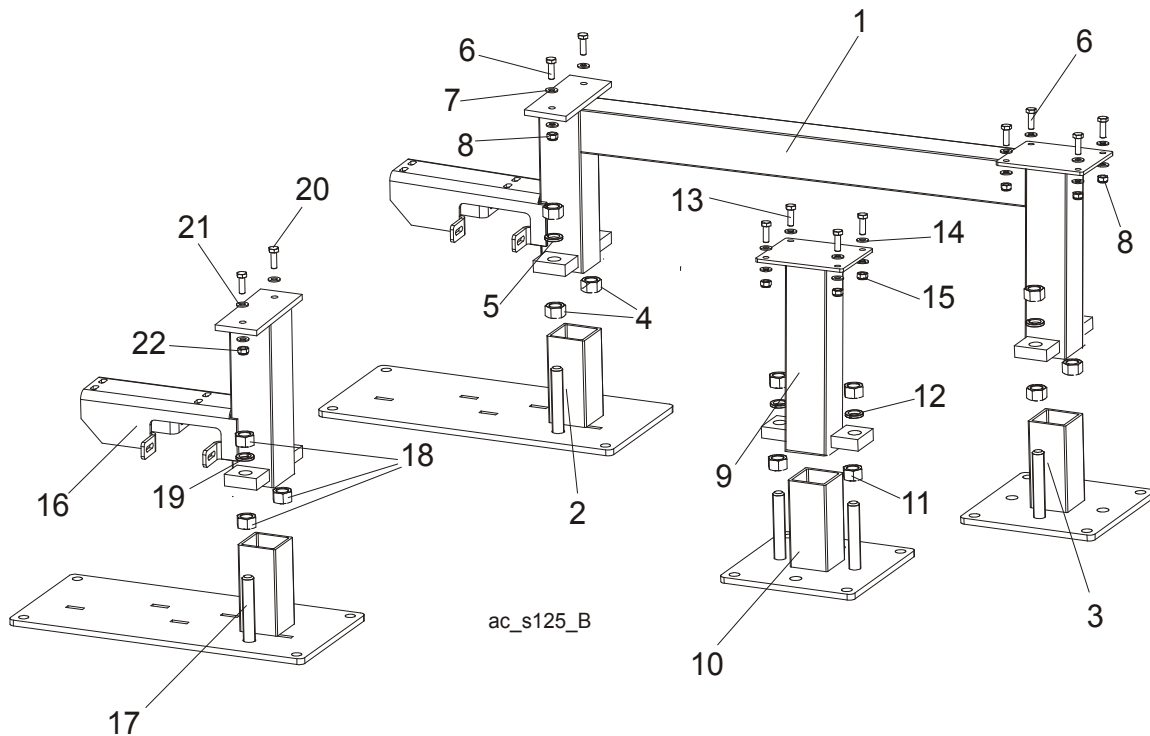


REF	DESCRIPTION (◆ Indicates Parts Available In Assemblies Only)	PART #	QTY.
	<b>CABLE CARRIER, LT70REMOTE/WM3000</b>	094389	1
1	Link, Nylon Chain Top Mount	023612-3	2
2	Brace, Nylon Chain Long Cross	023612-4	68
3	Link, Nylon Chain Right Side #4040AA	036219	66
4	Link, Nylon Chain Left Side #4040AA	036220	66
5	Brace, Nylon Chain Short Cross	023612-5	136
6	Link, Nylon Chain Bottom Mount	023612-9	2

# 7 BED FRAME ASSEMBLY

## Stationary Legs

### 7.6 Stationary Legs



REF	DESCRIPTION (◆ Indicates Parts Available In Assemblies Only)	PART #	QTY.
	<b>STATIONARY LEG KIT, WM3000</b>	<b>092975-1</b>	
	Leg Assembly, WM3000 Stationary (3)	089288	5
1	Leg Weldment, Stationary Painted - Upper Part (2)	089277-1	1
2	Plate Weldment, WM3000 Leg Foot (2)	093564-1	1
3	Plate Weldment, Leg Foot	089283-1	1
4	Nut, M20-8 Hex Zinc	F81037-1	8
5	Washer, 20.5 Split Lock Zinc	F81059-1	4
6	Bolt, M10x30-5.8 Hex Head Full Thread Zinc	F81003-2	6
7	Washer, 10.5 Flat Zinc	F81055-1	12
8	Nut, M10-8-B Hex Nylon Zinc Lock	F81033-1	6
	Stationary Leg, WM3000	093326	1
9	Leg Weldment, WM3000 Stationary -Upper Part (2)	091790-1	1
10	Plate Weldment, Leg Foot (3)	089283-1	1
11	Nut, M20-8 Hex Zinc	F81037-1	4
12	Washer, 20.5 Split Lock Zinc	F81059-1	2
13	Bolt, M10x30-5.8 Hex Head Full Thread Zinc	F81003-2	4
14	Washer, 10.5 Flat Zinc	F81055-1	8
15	Nut, M10-8-B Hex Nylon Zinc Lock	F81033-1	4
	Stationary Leg, WM3000 (2)	093325	1

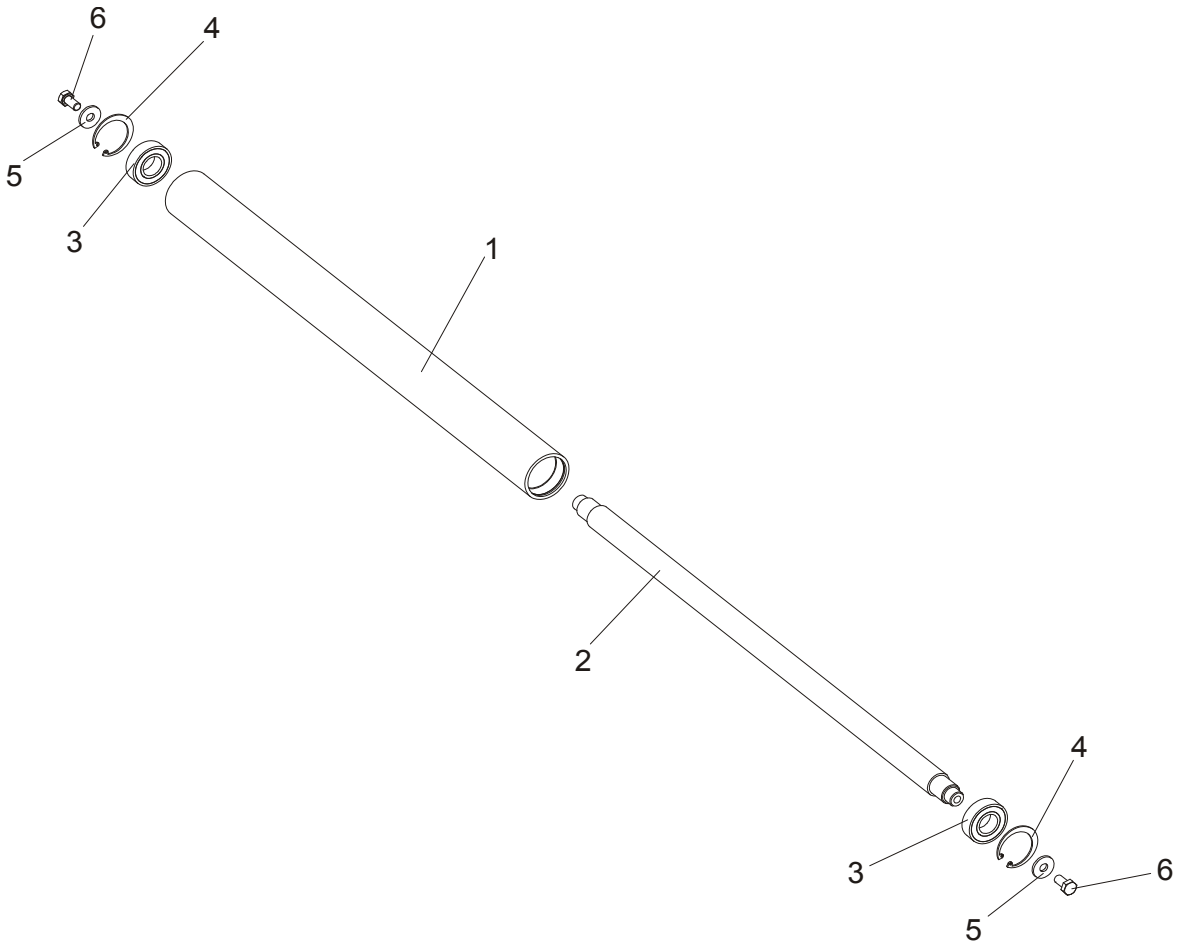
**BED FRAME ASSEMBLY***Stationary Legs***7**

<b>16</b>	Leg Weldment, WM3000 Stationary - Upper Part (5)	089350-1	1	
<b>17</b>	Plate Weldment, WM3000 Leg Foot (2)	093564-1	1	
<b>18</b>	Nut, M20-8 Hex Zinc	F81037-1	4	
<b>19</b>	Washer, 20.5 Split Lock Zinc	F81059-1	2	
<b>20</b>	Bolt, M10x30-5.8 Hex Head Full Thread Zinc	F81003-2	2	
<b>21</b>	Washer, 10.5 Flat Zinc	F81055-1	4	
<b>22</b>	Nut, M10-8-B Hex Nylon Zinc Lock	F81033-1	2	

# 7 BED FRAME ASSEMBLY

## Board Return Roller Assembly

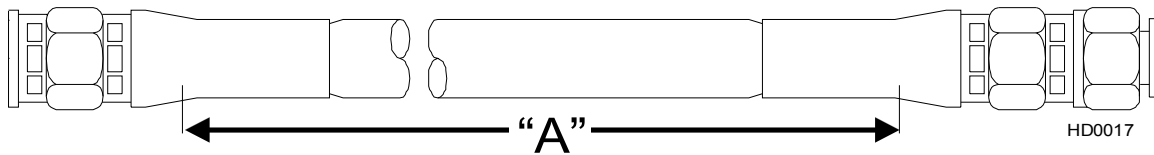
### 7.7 Board Return Roller Assembly



REF	DESCRIPTION (◆ Indicates Parts Available In Assemblies Only)	PART#	QTY.	
	<b>ROLLER ASSEMBLY, WM3000 PAINTED</b>	093291	1	
	Tube, WM3000 Roller	091782-1	1	
1	Tube, WM3000 Roller	091781	1	
2	Shaft, WM3000 Roller	091793	1	
3	Bearing, 6205 2RS	091804	2	
4	Ring, W50 Inside Retaining	091805	2	
5	Washer, 10.5 Special Flat Zinc	F81055-6	2	
6	Bolt, M10x20-5.8 Hex Head Full Thread Zinc	F81003-1	2	

**SECTION 8 HYDRAULIC SYSTEM**

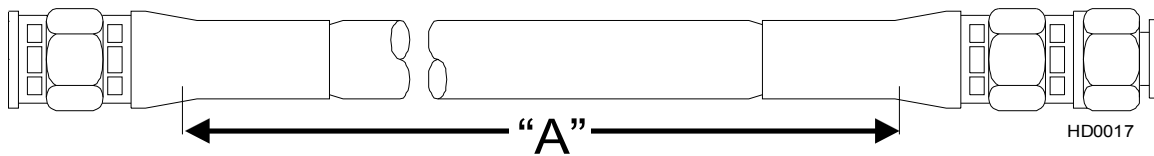
**8.1 Hydraulic Hoses, Standard Hydraulic System**



Symbol	Color Code	Qty.	Length "A"	Description	Wood-Mizer Part No.
H1	None	1	0,95m	3/8" Left Side Support, Down	094595
H2	None	1	0,95m	3/8" Right Side Support, Up	094595
H3	None	1	0,75m	3/8" Left Side Support, Up	094596
H4	None	2	0,65m	3/8" Turner Hose	094597
H5	Cherry/Black	2	7,4m	1/4" Power Roller (096040) Up/down	094755
H6	White/Orange	2	3,8m	1/4" 1st Clamp, Front/rear	094779
H7	None	1	5,2m	3/8" Right Side Support, Down	097067
H8	None	1	5,2m	3/8" Pump - Hydraulic Box	097067
H9	White	1	5,2m	3/8" 2-plane Clamp (088658), Front	097067
H10	Brown/Black	2	5,2m	3/8" Chain Turner (006095), Power/Motor	097067
H11	Yellow	1	6,6m	1/4" 2-plane Clamp (088658), down	506928
H12	None/None	2	6,3m	1/4" Power Roller (096040) Power/Motor	506929
H13	Silver/Brown	2	2,9m	1/4" Toe Board	506932
H14	Red/Blue	2	3,7m	1/4" 1st Clamp, Up/Down	506933
H15	None	1	3,0m	3/8" Control Box - Hydraulic Box	506962
H16	Red/Blue	2	7,3m	1/4" - 2nd Clamp (089545), Up/Down	507219
H17	White/Orange	2	7,0m	1/4" - 2nd Clamp (089545), Front/Rear	507220
H18	Green	1	6,9m	1/4" 2-Plane Clamp (088658), Up	507221
H19	Orange	1	5,4m	3/8" 2-Plane Clamp (088658), Rear	507224
H20	Pink/None	2	4,7m	3/8" Chain Turner (006095) Up/Down	507225

**TABELA 8-0**

## 8.2 Hydraulic Hoses, Super Hydraulic System



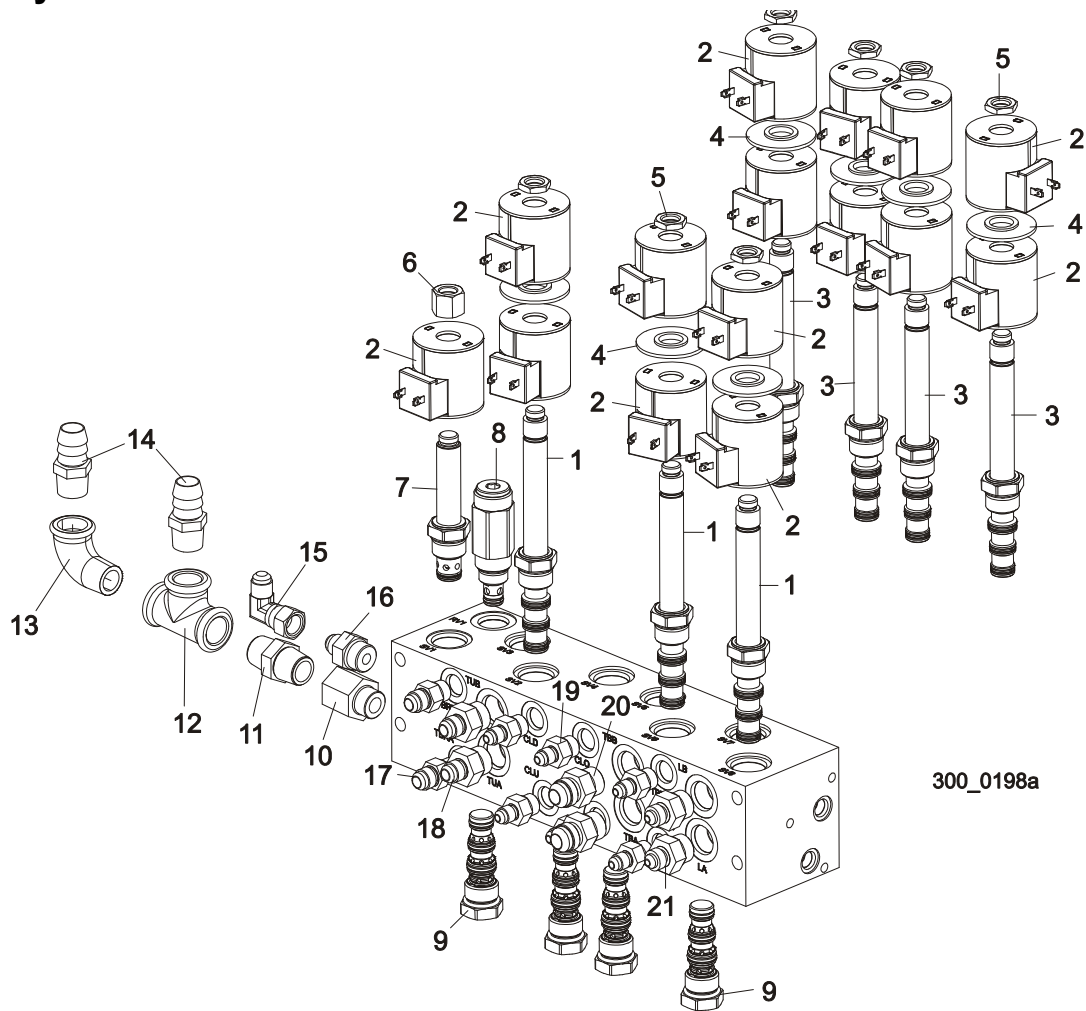
Symbol	Color Code	Qty.	Length "A"	Description	Wood-Mizer Part No.
H1	Red/Blue	2	7,2m	1/4" 2nd Pull-Down Clamp (Up-Down)	506925
H2	White/Orange	2	6,8m	1/4" 2nd Pull-Down Clamp (In-Out)	506926
H3	Cherry/Black	2	7,4m	1/4" Power Roller (Up-Down)	506927
H4	Green	1	6,6m	1/4" 2-Plane Clamp (Up)	506928
H5	Yellow	1	6,3m	1/4" 2-Plane Clamp (Down)	506929
H6	Orange	1	5,1m	3/8" 2-Plane Clamp (In)	506930
H7	White	1	5m	3/8" 2-Plane Clamp Out)	506931
H8	Silver/Brown	2	2,9m	1/4" Toe Board	506932
H9	Red/Blue	2	3,7m	1/4" 1st Pull-Down Clamp (In/Out)	506933
H10	None	2	6,5m	1/4" Power Roller, Hydro Motor	506934
H11	None	1	1,1m	3/8" Hydraulic Pump	506935
H12	None	2	1,55m	3/8" 2nd Side Support Tee Fitting, Up	506936
H13	Brown	1	4,1m	3/8" 1 st Chain Turner - Hydraulic Box	506937
H14	Black	1	5,7m	3/8" 2nd Chain Turner - Hydraulic Box	506938
H15	Green	1	3,7m	3/8" Hydraulic Box - Sequence Valve, Return	506939
H16	Pink	1	3,3m	3/8" Hydraulic Box - Sequence Valve, Power	506940
H17	None	1	0,3m	3/8" Sequence Valve - Tee Fitting (Turner Return)	506941
H18	None	2	0,5m	3/8" 1st Chain Turner - Sequence Valve / Down	506943
H19	None	1	0,65m	3/8" 1st Chain Turner - Sequence Valve / Up	506944
H19	None	1	0,7m	3/8" Sequence Valve - Block (two blocks connecting )	506945
H20	None	1	2,4m	3/8" 2nd Chain Turner - Sequence Valve / Up	506946
H19	None	1	2,2m	3/8" 2nd Chain Turner - Sequence Valve / Down	506947
H19	None	1	2,25m	3/8" Tee Fitting - 1st Side Support / Up	506948
H19	None	1	2,15m	3/8" Tee Fitting - 1st Side Support / Down	506949

TABELA 8-0

<b>H19</b>	Orange/White	1	3,5m	1/4" 1st Pull-Down Clamp (Up/Down)	506959
<b>H20</b>	None	1	3,1m	3/8" 1 st Chain Turner - 2 nd Chain Turner	506960
<b>H19</b>	None	1	0,8m	3/8" Tee Fitting - Tee Fitting (Side Supports Connection)	506961
<b>H19</b>	None	1	3m	3/8" Tee Fitting - 2nd Side Support / Up	506962
<b>H19</b>	None	1	1,1m	3/8" Tee Fitting - 2nd Side Support / Down	506963
<b>H19</b>	None	1	1,85m	3/8" Tee Fitting - 3rd Side Support / Up	506964
<b>H20</b>	None	1	1,8m	3/8" Tee Fitting - 3rd Side Support / Down	506965

**TABELA 8-0**

8.3 Hydraulic Valves

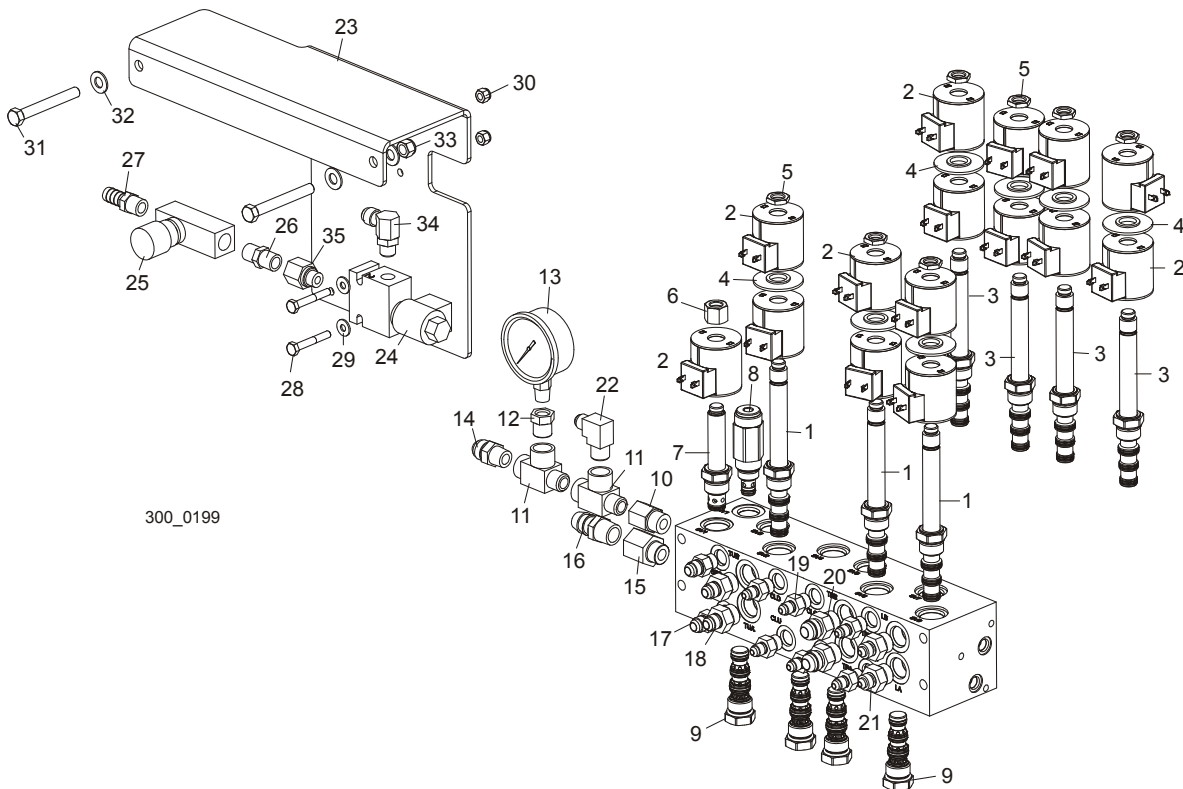


300\_0198a

REF	DESCRIPTION (◆ Indicates Parts Available In Assemblies Only)	PART #	QTY.
	<b>VALVE ASSEMBLY, HYDRAULIC</b>	505256	1
	Valve, 7-Spool Expandable Hydraulic	025689	1
1	Valve, SV10-47C Hydraulic	025830	3
2	Coil, 24VDC Hydraulic Valve	025835	15
3	Valve, SV10-47D Hydraulic	025829	4
4	Spacer, SV10-47 Valve Coil	025838	7
5	Nut, SV10-47 Valve Coil	025837	7
6	Nut, SV10-21 Valve Coil	025836	1
7	Valve, SV10-21 Hydraulic	025831	1
8	Valve, Relief	025833	1
9	Valve, Dual PO Check	025832	4
10	Fitting, #8SAE - 1/2NPT Female Adapter	035620	1
11	Nipple, N8 3/4" Male zinc-plated	094751	1
12	B1- Connector, 3/4" zinc-plated TEE	094750	1



13	A4-Elbow, WZ 1/2" zinc	094749	1	
14	Fitting 1/2"NPTx3/4" HOSE BARB	035621	2	
15	ELBOW M/F-90-9/16 JIC	500597	1	
16	FITTING, 8SAE-6JIC	P12703	1	
17	Fitting, 3/8" O-Ring x 3/8" JIC	014687	2	
18	Fitting, #8 SAE x #6 JIC	P12703	2	
19	Fitting, 1/4" JIC x 3/8" O-Ring	P26284	6	
20	Fitting, #8 SAE x #8 JIC	028076	2	
21	Fitting, #8 SAE x 1/4" JIC	036759	2	
	VALVE CONNECTOR, WITH BUILT-IN LED	094556		



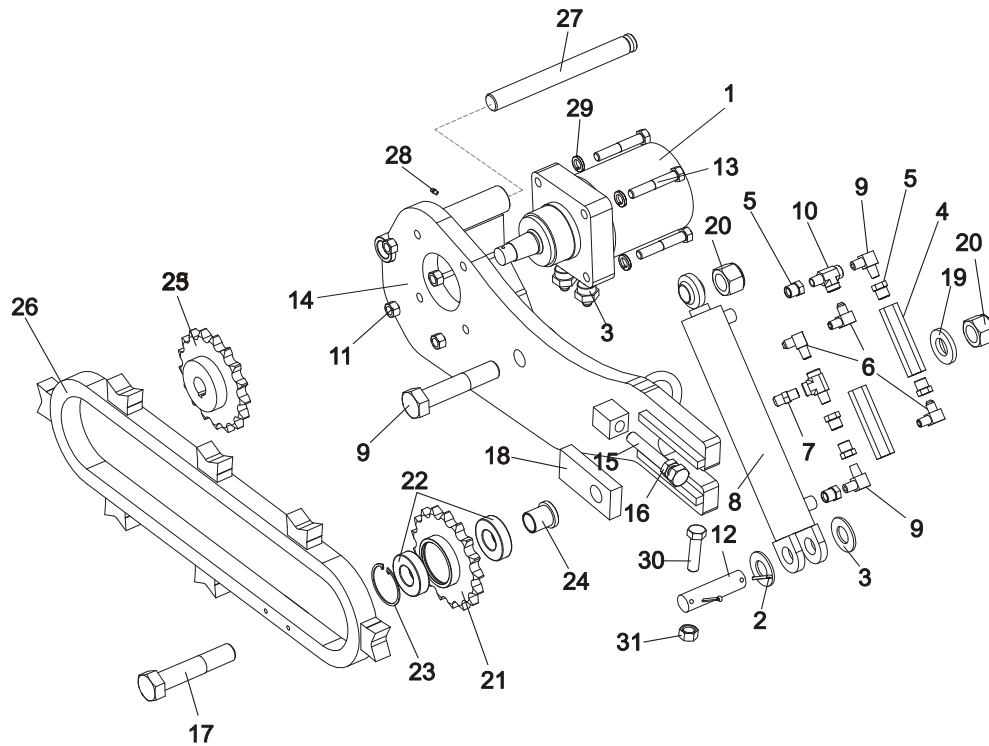
REF	DESCRIPTION (◆ Indicates Parts Available In Assemblies Only)	PART #	QTY.	
	<b>VALVE ASSEMBLY, HYDRAULIC</b>	008932	1	
	Valve, 7-Spool Expandable Hydraulic	025689	1	
1	Valve, SV10-47C Hydraulic	025830	3	
2	Coil, 24VDC Hydraulic Valve	025835	15	
3	Valve, SV10-47D Hydraulic	025829	4	
4	Spacer, SV10-47 Valve Coil	025838	7	
5	Nut, SV10-47 Valve Coil	025837	7	
6	Nut, SV10-21 Valve Coil	025836	1	
7	Valve, SV10-21 Hydraulic	025831	1	

## 8

**HYDRAULIC SYSTEM***Hydraulic Valves*

8	Valve, Relief	025833	1	
9	Valve, Dual PO Check	025832	4	
10	Fitting, #8 SAE x 3/8" NPT Female Adapter	P12706	1	
11	Fitting, 3/8" NPT Male Run Tee	016822	1	
12	Fitting, 3/8" NPT-1/4 NPT Reducer	015490	1	
13	Gauge, 5000 PSI Hydraulic	P10052	1	
14	Fitting, 3/8" NPT x #8 JIC	036822	1	
15	Fitting, #8SAE x 1/2" NPT Female Adapter	035620	1	
16	Fitting, 1/2" NPT x 3/4" Hose Barb	035621	1	
17	Fitting, 3/8" O-Ring x 3/8" JIC	014687	2	
18	Fitting, #8 SAE x #6 JIC	P12703	2	
19	Fitting, 1/4" JIC x 3/8" O-Ring	P26284	6	
20	Fitting, #8 SAE x #8 JIC	028076	2	
21	Fitting, #8 SAE x 1/4" JIC	036759	2	
22	Fitting, 3/8" NPT x 3/8" JIC 90° Elbow	016820	1	
	<b>VALVE ASSEMBLY, FLOW CONTROL</b>	008926	1	
23	Plate, Diverter Valve Mount	007272	1	
24	Valve, Solenoid Poppet 2-Way Normally Open	008739	1	
25	Valve, Hydraulic Flow Control	008740	1	
26	Fitting, 3/8" NPT Hex Nipple	008928	1	
27	Fitting, 3/8" NPT Male x 1/2" Hose Barb	008929	1	
28	Bolt, 1/4-20 x 1 3/4" Hex Head Grade 5	F05005-68	2	
29	Washer, 1/4" SAE Flat	F05011-11	2	
30	Nut, 1/4-20 Hex Nylon Lock	F05010-69	2	
31	Bolt, 3/8-16 x 3" Hex Head Full Thread	F05007-1	2	
32	Washer, 3/8" SAE Flat	F05011-3	4	
33	Nut, 3/8-16 Hex Nylon Lock	F05010-10	2	
34	Fitting, #6 SAE x 3/8" JIC Elbow	P12704	1	
35	Fitting, 3/8" SAE x 3/8" NPT Adaptor	006487	1	
	VALVE CONNECTOR, WITH BUILT-IN LED	094556		

### 8.4 Chain Log Turner



300\_0200 G  
Scale 0.12  
510044\_Manual

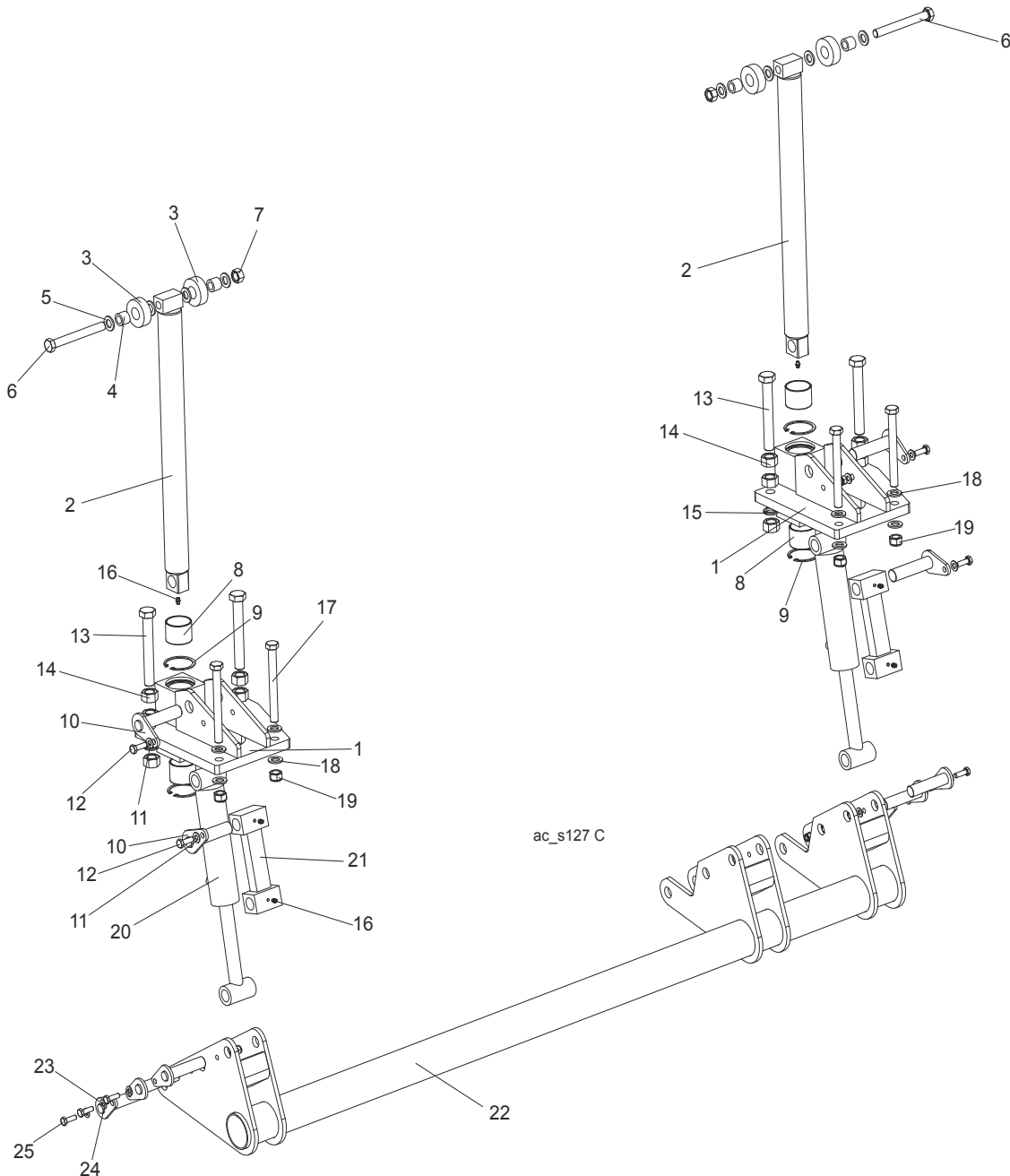
REF.	DESCRIPTION (◆ Indicates Parts Available In Assemblies Only)	PART #	QTY.
	<b>CHAIN LOG TURNER - COMPLETE</b>	<b>508955</b>	<b>1</b>
1	MOTOR, TG0475US080AABP HYDRAULIC	007331	1
2	PIN, S-Fe 5x40 COTTER	F81043-31	2
3	WASHER, 28 FLAT ZINC	F81061-1	2
	<b>CYLINDER W/VALVE &amp; FITTINGS</b>	<b>515892</b>	<b>1</b>
4	VALVE, SIDE SUPPORT SEQUENCE	015484	2
5	FITTING, 3/8" NPT X 1/4" NPT REDUCER	015490	6
6	FITTING, 3/8JIC-1/4NPT 90L	015491	3
7	FITTING, 3/8JIC-1/4NPT STRAIGHT	015560	1
8	CYLINDER, 2X10 ROD END WELDED 16"	034267	1
9	FITTING, 1/4NPT MALE PIPE ELBOW	P09140	2
10	FITTING, 1/4NPT MALE RUN TEE	015486	2
	<b>TURNER, CHAIN</b>	<b>508964</b>	<b>1</b>
11	NUT, M12-8-B HEX ZINC	F81034-1	4
12	PIN, HYDRAULIC CYLINDER ZINC-PLATED	086979-1	1

## 8

**HYDRAULIC SYSTEM***Chain Log Turner*

13	BOLT, M12X75-8.8 HEX HEAD ZINC	F81004-21	4	
14	ARM WELDMENT, HYDRAULIC LOG TURNER	508950-1	1	
15	BOLT, M16X100-8.8 HEX HEAD FULL THREAD ZINC	F81006-2	1	
16	NUT, M16-5.8 HEX ZINC	F81036-1	1	
17	BOLT, M24X120-8.8 HEX HEAD	F81009-4	2	
18	PLATE, LOG TURNER CHAIN TENSIONER	095664-1	1	
19	WASHER, 25X63	088585	1	
20	NUT, M24-8-A HEX NYLON ZINC LOCK	F81039-8	2	
	<b>SPROCKET ASSEMBLY</b>	<b>092399</b>	<b>1</b>	
21	SPROCKET W/HUB	093290	1	
22	BEARING, 6206 25 IDLER	093292	2	
23	RING, W62 INSIDE RETAINING	F81090-1	1	
24	BUSHING, CHAIN TURNER	095663-1	1	
25	SPROCKET, LOG TURNER	092339	1	
26	CHAIN, LOG TURNER	508966-1	1	
	LINK, #2080H MASTER	508969	1	
27	PIN, LOG TURNER ZINC-PLATED	508965-1	1	
28	FITTING, M6 TYPE A STRAIGHT GREASE	086280	1	
29	WASHER, Z12.2 SPLIT LOCK ZINC	F81056-2	4	
30	<b>BOLT, M16x60 8.8 HEX HEAD FULL THREAD ZINC</b>	<b>F81006-12</b>	<b>2</b>	
31	<b>NUT, M16-5.8 HEX ZINC</b>	<b>F81036-1</b>	<b>2</b>	

8.5 Hydraulic Log Side Supports (WM3000S/3500S)



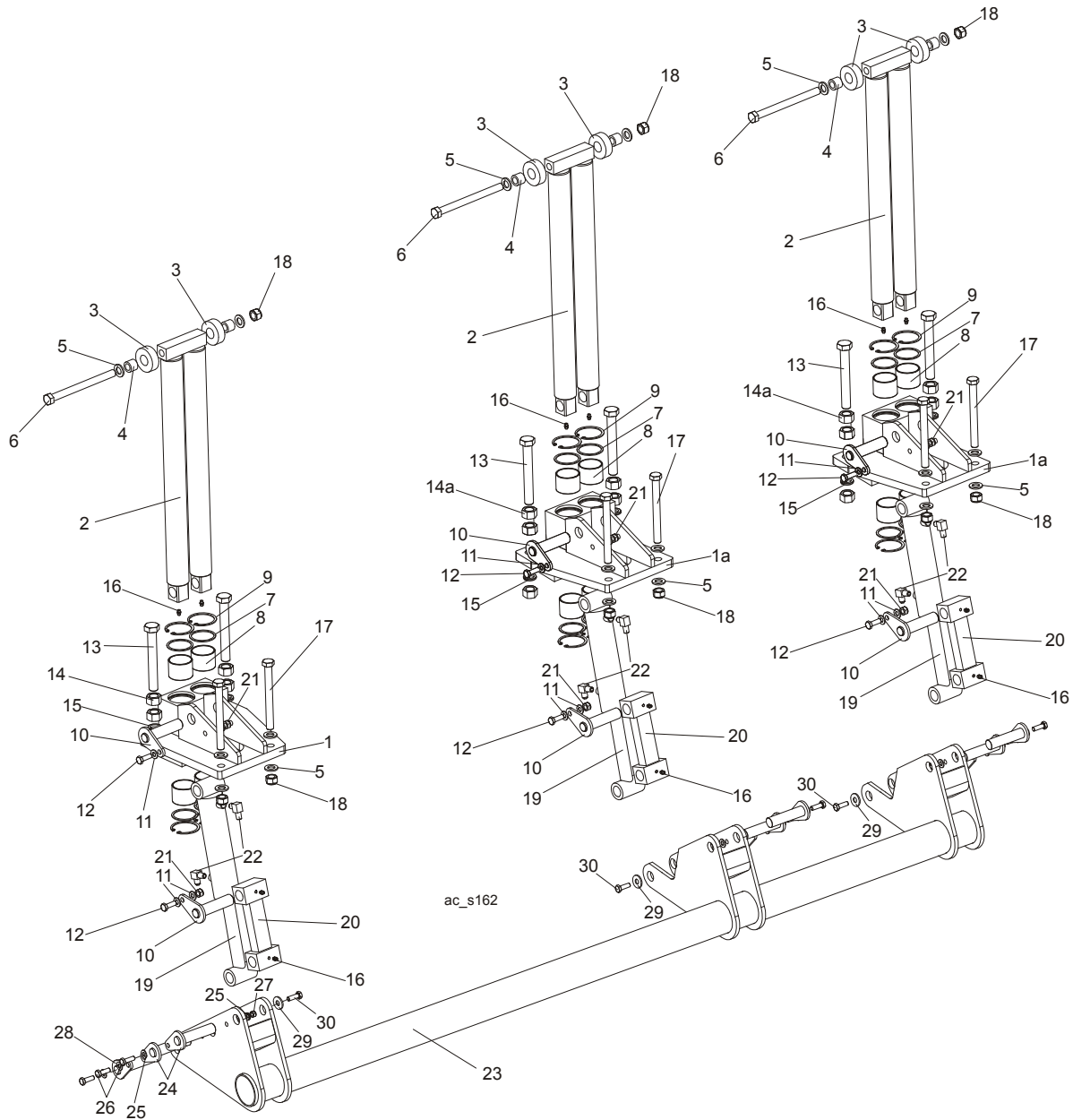
REF	DESCRIPTION (◆ Indicates Parts Available In Assemblies Only)	PART #	QTY.
	<b>SUPPORT WM3000/3500 VERTICAL LOG SIDE COMPLETE</b>	<b>508956</b>	<b>1</b>
	<b>SUPPORT 2, WM3000 VERTICAL LOG SIDE</b>	<b>508957</b>	<b>1</b>
1	Mount Weldment, WM3000 Vertical Side Support Upper	508958-1	1
2	Rod Weldment, WM3000 Vertical Side Support Complete	508971-1	1

## 8

**HYDRAULIC SYSTEM***Hydraulic Log Side Supports (WM3000S/3500S)*

3	Roller, LT70/300 Vertical Side Support Zinc-Plated	094013-1	2	
4	Bushing, LT70/300 Vertical Side Support Bronze	094012	2	
5	Washer, 17 Flat Zinc	F81058-1	4	
6	Bolt, M16x140-8.8 Hex Head Zinc	F81006-4	1	
7	Nut, M16-5.8 Hex Zinc	F81036-1	1	
8	Bushing, 5040BS Non-Greasable	088660	1	
9	Ring, 62W Inside Retaining	F81090-1	2	
10	Pin Weldment, Vertical Side Support Zinc-Plated	091197-1	2	
11	Washer, 10.5 Flat Zinc	F81055-1	4	
12	Bolt, M10x30-5.8 Hex Head Full Thread Zinc	F81003-2	2	
13	Bolt, ISO 4017 M20x150 8.8 Zinc-Plated	F81007-3	2	
14	Nut, M20-8 Hex Zinc	F81037-1	6	
15	Washer, 20.5 Split Lock Zinc	F81059-1	2	
16	Fitting, M6 Grease	086280	2	
17	Bolt, M16x160 -8.8 Hex Head Zinc	F81006-20	2	
18	Washer, 17 Flat Zinc	F81058-1	4	
19	Nut, M16-8 Hex Nylon Zinc Lock	F81036-2	2	
20	Cylinder, 28/150 1/4 NPT Port Hydraulic	094002	1	
21	Link Weldment, WM3000 Vertical Side Support	094016-1	1	
22	Mount Weldment, WM3000 Vertical Side Support	097289-1	1	
23	Pin Weldment, Vertical Side Support Zinc-Plated	091197-1	6	
24	Washer, 10.5 Flat Zinc	F81055-1	12	
25	Bolt, M10x30-5.8 Hex Head Full Thread Zinc	F81003-2	6	
26	NUT, M10-8-B HEX NYLON ZINC LOCK	F81033-1	6	

8.6 Hydraulic Log Side Supports (WM3000Super/3500Super)



REF	DESCRIPTION (◆Indicates Parts Available In Assemblies Only)	PART #	QTY.
	<b>SUPPORT, WM3500 VERTICAL LOG SIDE COMPLETE</b>	<b>508954</b>	<b>1</b>
	<b>SUPPORT 2, WM3000 VERTICAL LOG SIDE</b>	<b>508952</b>	<b>1</b>
1	Mount Weldment, WM3000 Vertical Side Support Upper	508953-1	1
2	Rod Weldment, WM3000 Vertical Side Support Complete	508623-1	1
3	Roller, LT70/300 Vertical Side Support Zinc-Plated	094013-1	2
4	Bushing, LT70/300 Vertical Side Support Bronze	094012	2
5	Washer, 17 Flat Zinc	F81058-1	6

## 8

**HYDRAULIC SYSTEM***Hydraulic Log Side Supports (WM3000Super/3500Super)*

6	Bolt, M16x195-8.8 Hex Head Zinc	F81006-44	1	
7	RING VERTICAL LOG SIDE SUPPORT LT70/300-ZINC.	094004-1	4	
8	Bushing, 5040BS Non-Greasable	088660	4	
9	Ring, 62W Inside Retaining	F81090-1	4	
10	Pin Weldment, Vertical Side Support Zinc-Plated	091197-1	2	
11	Washer, 10.5 Flat Zinc	F81055-1	4	
12	Bolt, M10x30-5.8 Hex Head Full Thread Zinc	F81003-2	2	
13	Bolt, ISO 4017 M20x150 8.8 Zinc-Plated	F81007-3	2	
14	Nut, M20-8 Hex Zinc	F81037-1	4	
15	Washer, 20.5 Split Lock Zinc	F81059-1	2	
16	Fitting, M6 Grease	086280	4	
17	Bolt, M16x160 -8.8 Hex Head Zinc	F81006-20	2	
18	Nut, M16-8 Hex Nylon Zinc Lock	F81036-2	3	
19	Cylinder, 28/150 1/4 NPT Port Hydraulic	094002	1	
20	Link Weldment, WM3000 Vertical Side Support	094016-1	1	
21	NUT, M10-8-B NYLON HEX ZINC LOCK	F81033-1	2	
22	FITTING, 3/8JIC-1/4NPT 90L	015491	2	
	<b>SUPPORT 2, WM3000 VERTICAL LOG SIDE</b>	<b>508630</b>	<b>2</b>	
1a	Mount Weldment, WM3000 Vertical Side Support Upper	508622-1	1	
2	Rod Weldment, WM3000 Vertical Side Support Complete	508623-1	1	
3	Roller, LT70/300 Vertical Side Support Zinc-Plated	094013-1	2	
4	Bushing, LT70/300 Vertical Side Support Bronze	094012	2	
5	Washer, 17 Flat Zinc	F81058-1	6	
6	Bolt, M16x195-8.8 Hex Head Zinc	F81006-44	1	
7	RING VERTICAL LOG SIDE SUPPORT LT70/300-ZINC.	094004-1	4	
8	Bushing, 5040BS Non-Greasable	088660	4	
9	Ring, 62W Inside Retaining	F81090-1	4	
10	Pin Weldment, Vertical Side Support Zinc-Plated	091197-1	2	
11	Washer, 10.5 Flat Zinc	F81055-1	4	
12	Bolt, M10x30-5.8 Hex Head Full Thread Zinc	F81003-2	2	
13	Bolt, ISO 4017 M20x150 8.8 Zinc-Plated	F81007-3	2	
14a	Nut, M20-8 Hex Zinc	F81037-1	6	
15	Washer, 20.5 Split Lock Zinc	F81059-1	2	
16	Fitting, M6 Grease	086280	4	
17	Bolt, M16x160 -8.8 Hex Head Zinc	F81006-20	2	
18	Nut, M16-8 Hex Nylon Zinc Lock	F81036-2	3	
19	Cylinder, 28/150 1/4 NPT Port Hydraulic	094002	1	
20	Link Weldment, WM3000 Vertical Side Support	094016-1	1	
21	NUT, M10-8-B NYLON HEX ZINC LOCK	F81033-1	2	
22	FITTING, 3/8JIC-1/4NPT 90L	015491	2	
23	MOUNT WELDMENT, WM3500 VERTICAL SIDE SUPPORT	502820-1	1	
24	Pin Weldment, Vertical Side Support Zinc-Plated	091197-1	6	
25	Washer, 10.5 Flat Zinc	F81055-1	18	



## HYDRAULIC SYSTEM

### *Hydraulic Log Side Supports (WM3000Super/3500Super)*

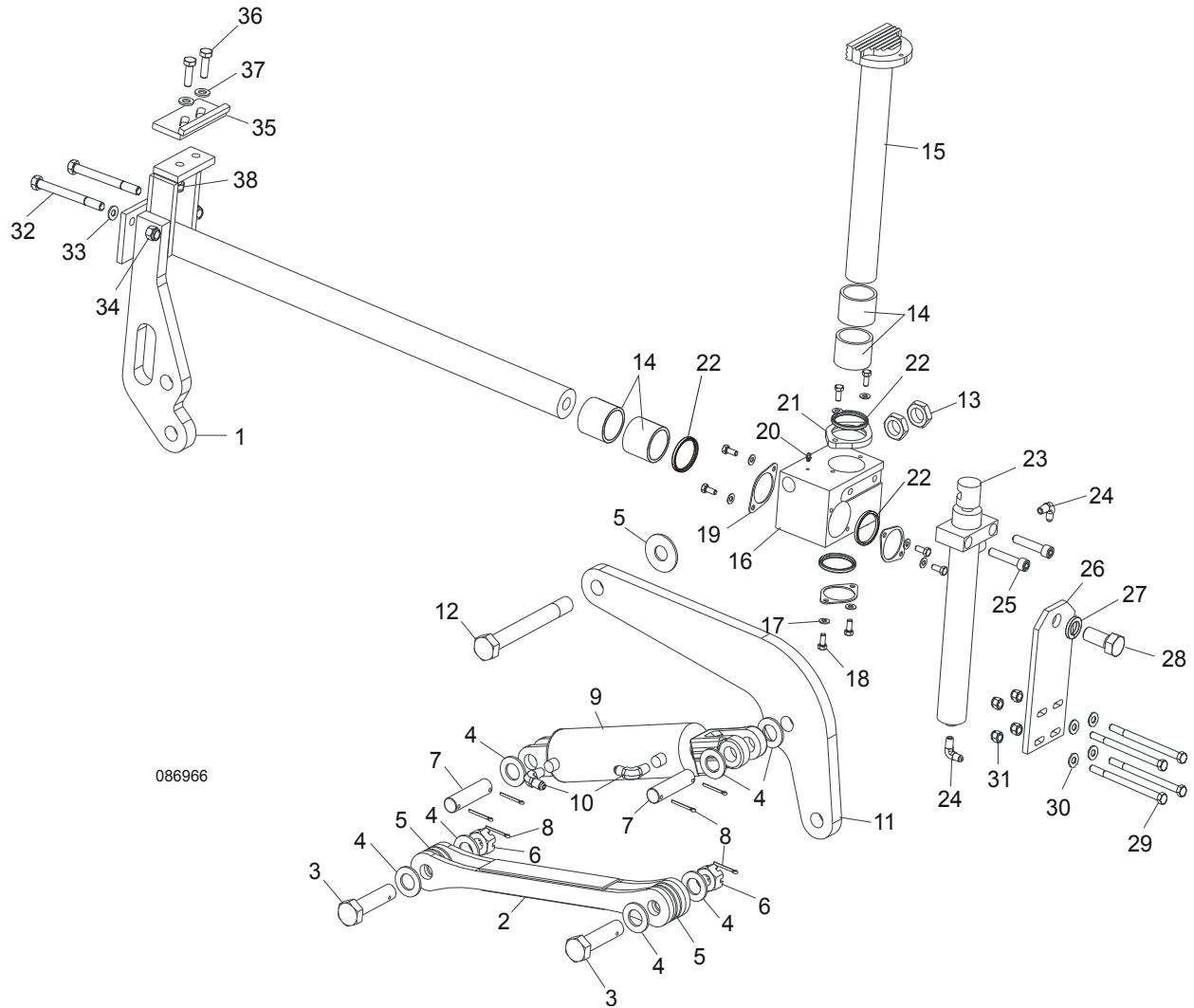
8

26	Bolt, M10x30-5.8 Hex Head Full Thread Zinc	F81003-2	9	
27	NUT, M10-8-B NYLON HEX ZINC LOCK	F81033-1	9	
28	Pin Weldment, Vertical Side Support Zinc-Plated	508624-1	3	
29	WASHER,10.5 ZINC FLAT SPECIAL	F81055-6	3	
30	BOLT, M10X20MM,HEX HEAD,GR 5.8 ZINC	F81003-1	3	

# 8 HYDRAULIC SYSTEM

## Hydraulic Log Clamp

### 8.7 Hydraulic Log Clamp



REF	DESCRIPTION (◆ Indicates Parts Available In Assemblies Only)	PART #	QTY.
	<b>LOG CLAMP ASSEMBLY, TWO-PLANE</b>	088658	1
1	Rod Weldment, Log Clamp Slide Painted	086967-1	1
2	Arm Weldment, Hydraulic Clamp Link Painted	086963-1	1
3	Pin, B 24x95/85 Clevis Zinc	F81049-2	1
4	Washer, 25 Flat Zinc	F81061-3	8
5	Washer, 25X63 Zinc-Plated	088585-1	5
6	Nut, M20-8-3 Hex Slotted Castle Zinc	F81037-3	2
7	Pin, Hydraulic Cylinder Zinc-Plated	086979-1	2

# HYDRAULIC SYSTEM

## Hydraulic Log Clamp

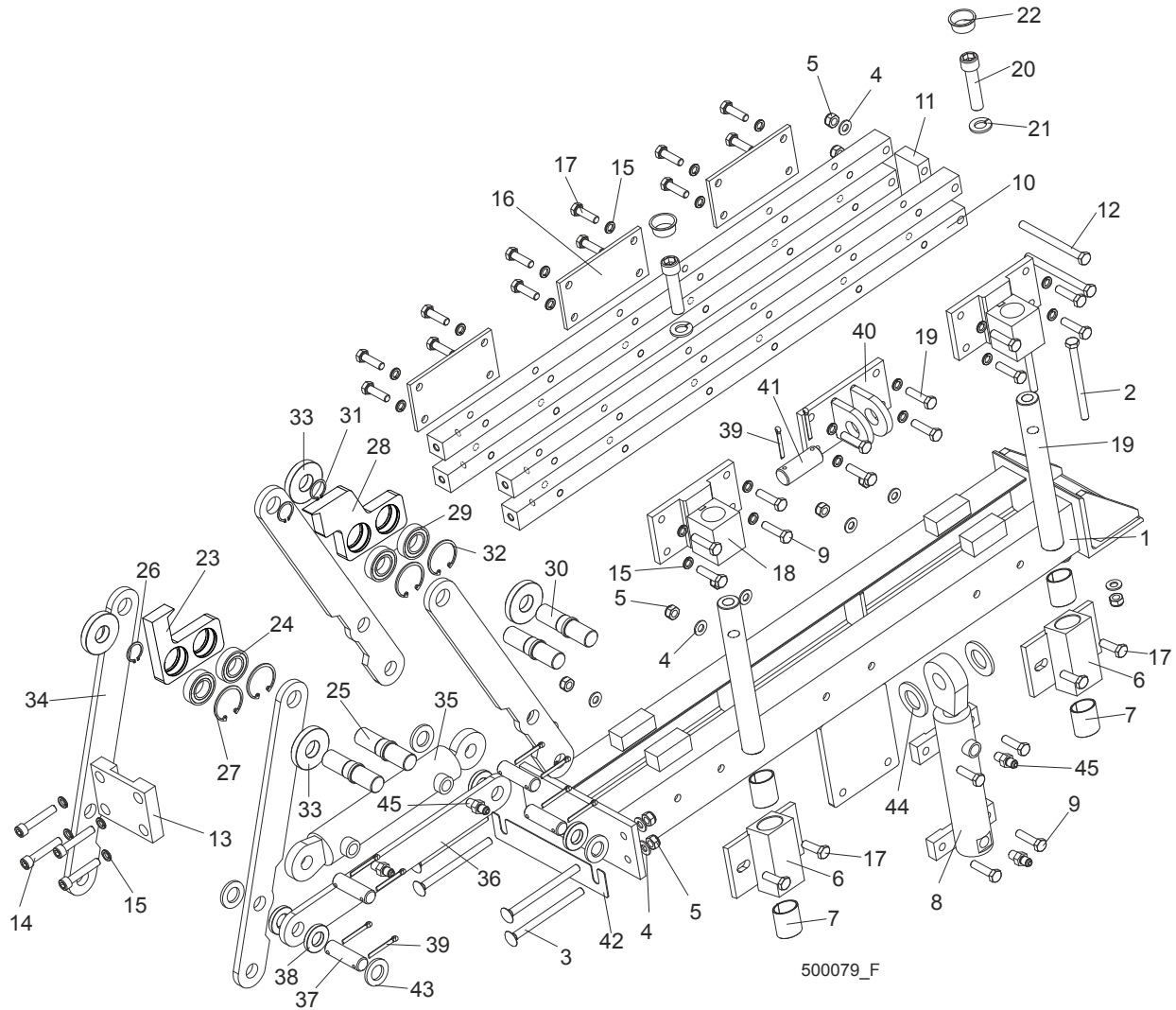
8

8	Pin, 6.3x45 Cotter Zinc	F81045-2	6	
9	Cylinder, CJ-S96-16-70/32/178 Hydraulic	088589	1	
10	Fitting, 3/8JIC-1/4NPT 90L	015491	2	
11	Arm, Hydraulic Log Clamp Link Painted	086974-1	1	
12	Bolt, M24x217/39-8.8-B Hex Head Zinc	088586-1	1	
13	Nut, M24 -04-B Hex Thin Zinc	F81039-3	2	
14	Bushing, 5040BS Self-Lubricating	088660	4	
15	Rod Weldment, Log Clamp Vertical Painted	088582-1	1	
16	Block, Log Clamp Painted Steel	088591-1	1	
17	Washer, 8.4 Flat Zinc	F81054-1	8	
18	Bolt, M8x20-8.8-B Hex Head Full Thread Zinc	F81002-4	8	
19	Flange, Clamp Rod Wiper Painted	088887-1	3	
20	Fitting, 3/16" Straight Grease	P04107	1	
21	Flange, Clamp Rod Wiper Painted	088887-1	4	
22	Wiper, ZZ 50x60x7 INCO Log Clamp Rod	088587	4	
23	Cylinder, CJ-S169-16-40/22/254 Hydraulic	088590	1	
24	Fitting, 90° Male Elbow	P09142	2	
25	Screw, M12x55-8.8-B Hex Socket Head Cap Zinc	F81004-23	2	
26	Plate, Log Clamp Mount Painted	086975-1	1	
27	Washer, Z 22.5 Split Lock Zinc	F81059-4	1	
28	Bolt, M22x1.5x40-8.8-B Hex Head Full Thread Zinc	F81009-1	1	
29	Bolt, M10 x 125-8.8 Hex Head Zinc	F81003-18	4	
30	Washer, 10.5 Flat Zinc	F81055-1	4	
31	Nut, M10-8-B Hex Nylon Zinc Lock	F81033-1	4	
32	Bolt, M12 x 130-8.8 Carriage	F81004-26	2	
33	Washer, 13 Flat Zinc	F81056-1	2	
34	Nut, M12-8-B Hex Zinc	F81034-1	2	
	<b>STOP ASSEMBLY, LOG CLAMP</b>	K09485	1	
35	Stop Weldment, Hydraulic Log Clamp Painted	086980-1	1	
36	Bolt, M12 x 40 8.8 Hex Head Full Thread Zinc	F81004-4	2	
37	Washer, 13 Flat Zinc	F81056-1	2	
38	Nut, M12-8 Hex Nylon Zinc Lock	F81034-2	2	

# 8

## HYDRAULIC SYSTEM Hydraulic Log Clamp, Standard

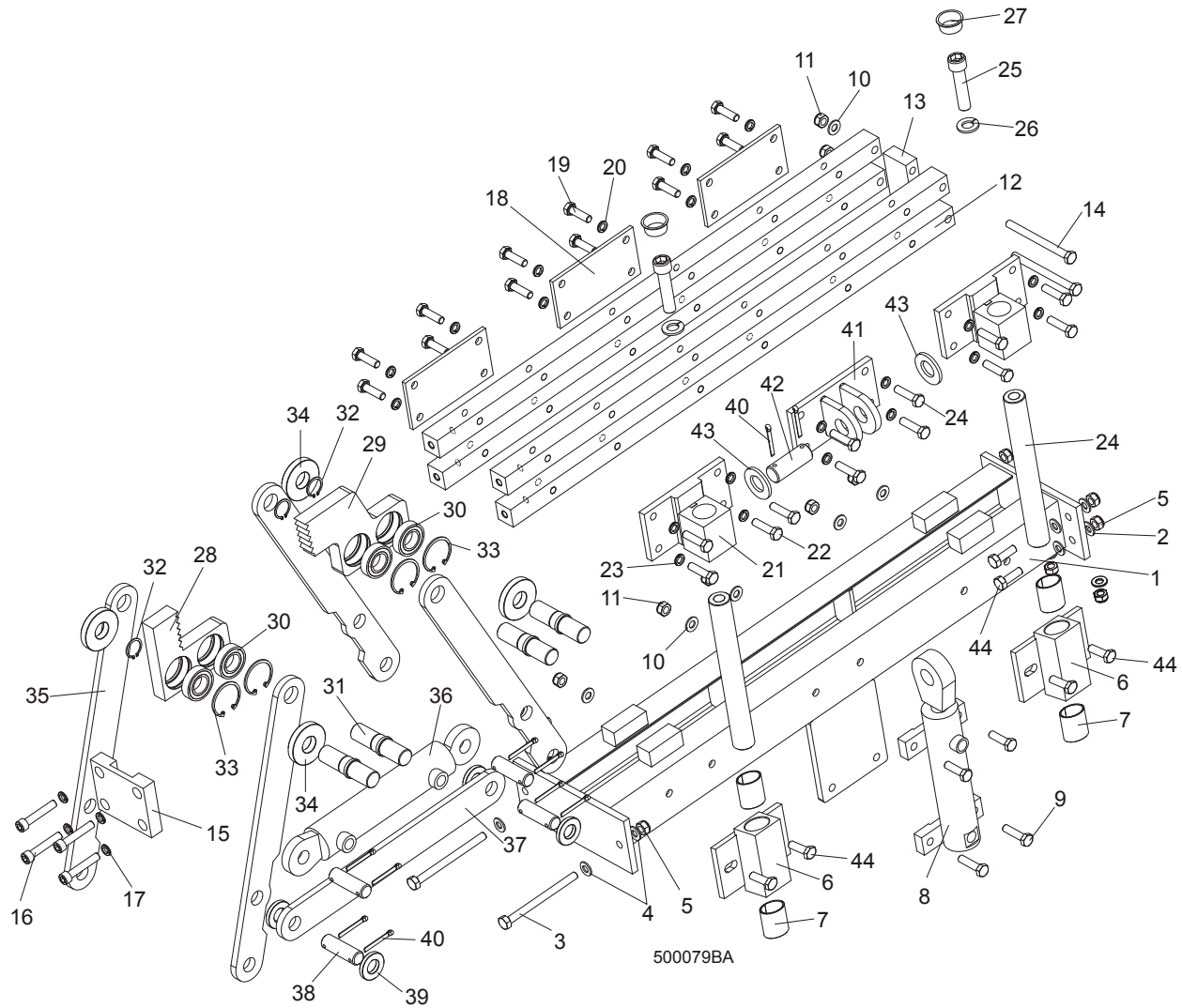
### 8.8 Hydraulic Log Clamp, Standard



REF	DESCRIPTION (◆ Indicates Parts Available In Assemblies Only)	PART #	QTY.
	<b>CLAMP ASSEMBLY, HYDRAULIC</b>	<b>089545</b>	<b>2</b>
1	Mount Weldment, Hydraulic Log Clamp	088654-1	1
2	Bolt, M10x125-8.8 Hex Head Zinc	F81003-18	2
3	Bolt, M10x130-8.8 Mushroom Head Square Neck Zinc	F81003-36	4
4	Washer, 10.5 Flat Zinc	F81055-1	18
5	Nut, M10-8-B Hex Nylon Zinc Lock	F81033-1	16
	<b>BLOCK WELDMENT, LOG CLAMP</b>	<b>089835</b>	<b>2</b>
6	Block Weldment, Log Clamp	088652-1	1
7	Bushing, 3040BS Self-lubricating	088676	2
8	Cylinder, CJ7F-16-40/22 + UE2-40W Hydraulic	088662	1

9	Bolt, M10x40-8.8 Hex Head Full Thread Zinc	F81003-16	14	
10	Bar, Clamp Up/Down	089537-1	4	
11	Plate, Connecting	088645-1	1	
12	Bolt, M10x140-8.8 Hex Head Zinc	F81003-5	2	
13	Plate, Connecting	089533-1	1	
14	Screw, M10x40-8.8 Hex Socket Head Cap Zinc	F81003-22	4	
15	Washer, 10.2 Split Lock Zinc	F81055-2	28	
16	Plate, Log Clamp Rear	089538-1	3	
17	Bolt, M10x35-8.8 Hex Head Full Thread Zinc	F81003-17	18	
18	Bracket, Guide Pin Mount	089536-1	2	
19	Pin, Clamp Up/Down Guide	088631	2	
20	Screw, M16x55-8.8 Hex Socket Head Cap Zinc	F81006-18	2	
21	Washer, 16.3 Split Lock Zinc	F81058-2	2	
22	Plug, M33 Thread	089839	2	
	<b>Jaw, Log Clamp Narrow - Complete</b>	<b>094700</b>	<b>1</b>	
23	Jaw, Log Clamp Narrow	093464-1	1	
24	Bearing, 6005 2RS CX	089652	4	
25	Shaft, Clamp Jaw Guide	088620-1	4	
26	Ring, Z24 Outside Retaining	089654	4	
27	Ring, W47 Inside Retaining	089653	4	
	<b>Jaw, Log Clamp Wide - Complete</b>	<b>094701</b>	<b>1</b>	
28	Jaw, Log Clamp Wide	093465-1	1	
29	Bearing, 6005 2RS CX	089652	4	
30	Shaft, Clamp Jaw Guide	088620-1	4	
31	Ring, Z24 Outside Retaining	089654	4	
32	Ring, W47 Inside Retaining	089653	4	
33	Washer, Clamp Jaw Spacer	089542	4	
34	Bar, Clamp In/Out Side	088622-1	4	
35	Cylinder, SJ2F-40/22/145 Hydraulic	088661	1	
36	Bar, Clamp In/Out Lower	088623-1	1	
37	Pin, 20X75	088657-1	4	
38	Spacer, Lower	089541	4	
39	Pin, S-Zn 5x40 Cotter	F81043-31	10	
40	Bracket, Vertical Cylinder Mount Upper	089540-1	1	
41	Pin, 25X75	088659-1	1	
42	Washer, Clamp Jaw Spacer	501843	1	
43	Washer, 21 Flat Zinc	F81059-2	8	
44	Washer, 28 Flat Zinc	F81061-1	2	
45	Fitting, 1/4NPTx1/4JIC Male	P09143	4	

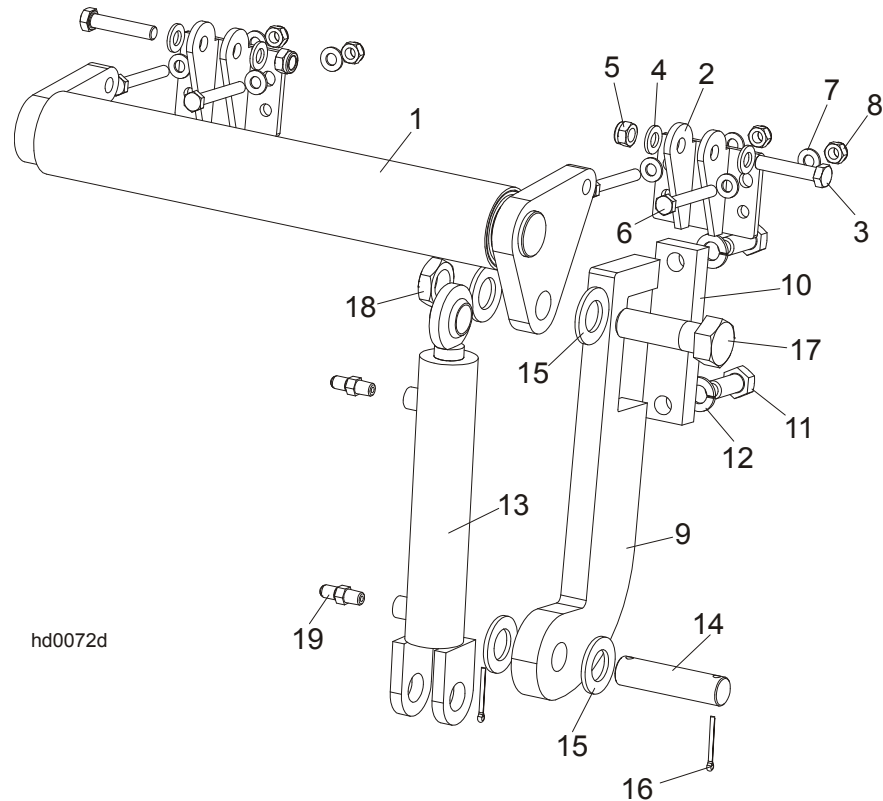
**8.9 Hydraulic Log Clamp, Optional**



REF	DESCRIPTION (◆ Indicates Parts Available In Assemblies Only)	PART #	QTY.
	<b>HYDRAULIC LOG CLAMP ASSEMBLY</b>	094950	2
1	Mount Weldment, Hydraulic Log Clamp	094951-1	1
2	Washer, M10 Split Lock Zinc	F81055-2	4
3	Bolt, M10x125-8.8 Zinc Hex Head	F81003-18	2
4	Washer, 10.5 Flat Zinc	F81055-1	6
5	Nut, M10-8-B Hex Nylon Zinc Lock	F81033-1	6
6	Block Weldment, Log Clamp Guide Painted	089835-1	2
	<b>LOG CLAMP GUIDE BLOCK</b>	<b>089835</b>	<b>2</b>
7	Block Weldment, Log Clamp Guide Ptd	088652-1	1
8	Bushing, 3040BS Self-lubricating	088676	2

9	Cylinder, CJ7F-16-40/22 + UE2-40W Hydraulic	088662	1	
10	Bolt, M10x40-8.8 Hex Head Full Thread Zinc	F81003-16	4	
11	Washer, 10.5 Flat Zinc	F81055-1	6	
12	Nut, M10-8-B Hex Nylon Zinc Lock	F81033-1	10	
13	Bar, Log Clamp Main Painted	089537-1	4	
14	Block, Main Bar Spacer Painted	088645-1	1	
15	Bolt, M10x120-8.8 Hex Head Zinc	F81003-47	2	
16	Plate Weldment, Main Bar Mounting Painted	089533-1	1	
17	Screw, M10x40-8.8 Hex Socket Head Cap Zinc	F81003-22	4	
18	Washer, 10.2 Split Lock Zinc	F81055-2	4	
19	Plate, Log Clamp Rear Painted	089538-1	3	
20	Bolt, M10x35-8.8 Hex Head Full Thread Zinc	F81003-17	12	
21	Washer, 10.2 Split Lock Zinc	F81055-2	12	
22	Block Weldment, Log Clamp Up/Down Upper	089536-1	2	
23	Bolt, M10x40-8.8 Hex Head Full Thread Zinc	F81003-16	8	
24	Washer, 10.2 Split Lock Zinc	F81055-2	8	
25	Pin, Log Clamp Up/Down	088631	2	
26	Screw, M16x55-8.8 Hex Socket Head Cap Zinc	F81006-18	2	
27	Washer, 16.3 Split Lock Zinc	F81058-2	2	
28	Plug, M33 Thread	089839	2	
	<b>Jaw, Log Clamp Narrow - Complete</b>	<b>094700</b>	1	
29	Jaw, Log Clamp Narrow	093464-1	1	
30	Bearing, 6005 2RS CX	089652	4	
31	Shaft, Log Clamp Jaw	088620-1	4	
32	Ring, Z24 Outside Retaining	089654	4	
33	Ring, W47 Inside Retaining	089653	4	
	<b>Jaw, Log Clamp Wide - Complete</b>	<b>094701</b>	1	
29	Jaw, Log Clamp Wide	093465-1	1	
30	Bearing, 6005 2RS CX	089652	4	
31	Shaft, Log Clamp Jaw	088620-1	4	
32	Ring, Z24 Outside Retaining	089654	4	
33	Ring, W47 Inside Retaining	089653	4	
34	Washer, Clamp Jaw Spacer	089542	4	
35	Arm, Log Clamp In/Out Painted	088622-1	4	
36	Cylinder, SJ2F-40/22/145 Hydraulic	088661	1	
37	Link, Log Clamp In/Out Arm Painted	088623-1	1	
38	Pin, 20x75 Zinc-Plated	088657-1	4	
39	Washer, Lower Spacer	089541	4	
40	Washer, 21 Flat Zinc	F81059-2	10	
41	Bracket, Up/Down Cylinder Mount Upper	089540-1	1	
42	Pin, 25x75 Zinc-Plated	088659-1	1	
43	Washer 28 Flat Zinc	F81061-1	2	
44	Bolt, M10x35-8.8 Hex Head Full Thread Zinc	F81003-17	8	

## 8.10 Hydraulic Toe Board



REF	DESCRIPTION (◆ Indicates Parts Available In Assemblies Only)	PART #	QTY.	
	<b>FRONT HYDRAULIC TOE BOARD</b>	092613	1	
	<b>REAR HYDRAULIC TOE BOARD</b>	092634	1	
1	Toe Board Weldment, Front Hydraulic Painted	092612-1	1	
	Toe Board Weldment, Rear Hydraulic Painted	086253-1	1	
2	Bracket, Toe Board Roller Mount	087903-1	4	
3	Bolt, M12x60-8.8 Hex Head Zinc	F81004-5	4	
4	Washer, 13 Flat Zinc	F81056-1	8	
5	Nut, M12-8 Hex Nylon Zinc Lock	F81034-2	4	
6	Bolt, M10x75-8.8 Hex Head Zinc	F81003-15	8	
7	Washer, 10.5 Flat Zinc	F81055-1	16	
8	Nut, M10-8-B Hex Nylon Zinc Lock	F81033-1	8	
9	Bracket, Toe Board Cylinder Mount Painted	087729-1	2	
10	Plate, Toe Board Cylinder Mount	090086-1	2	
11	Bolt, M16x40-8.8 Hex Head Full Thread Zinc	F81006-13	4	
12	Washer, 16.3 Split Lock Zinc	F81058-2	4	
13	Cylinder, CJ-S170-16-40/25/152 Hydraulic	088681	2	
14	Pin, Hydraulic Cylinder Zinc-Plated	086979-1	2	
15	Washer, 28 Flat Zinc	F81061-1	8	



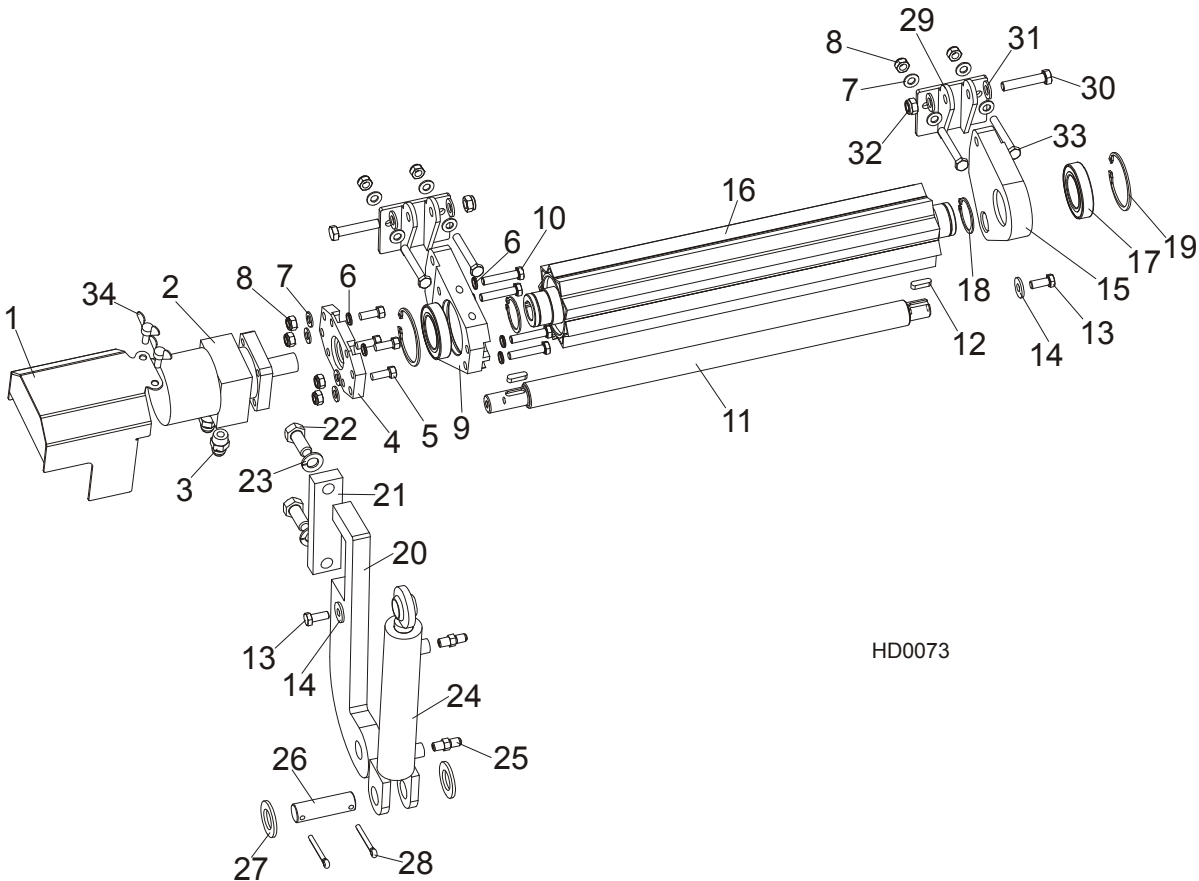
# HYDRAULIC SYSTEM

## *Hydraulic Toe Board*

8

16	Pin, 3/16x1.5" Cotter Zinc	F05012-23	4	
17	Bolt, 1"-8 x 3 1/4 Hex Head Grade 5	F05009-51	2	
18	Nut, 1"-14	F05010-117	2	
19	Fitting, C5205x4x4 Male	P09143	4	

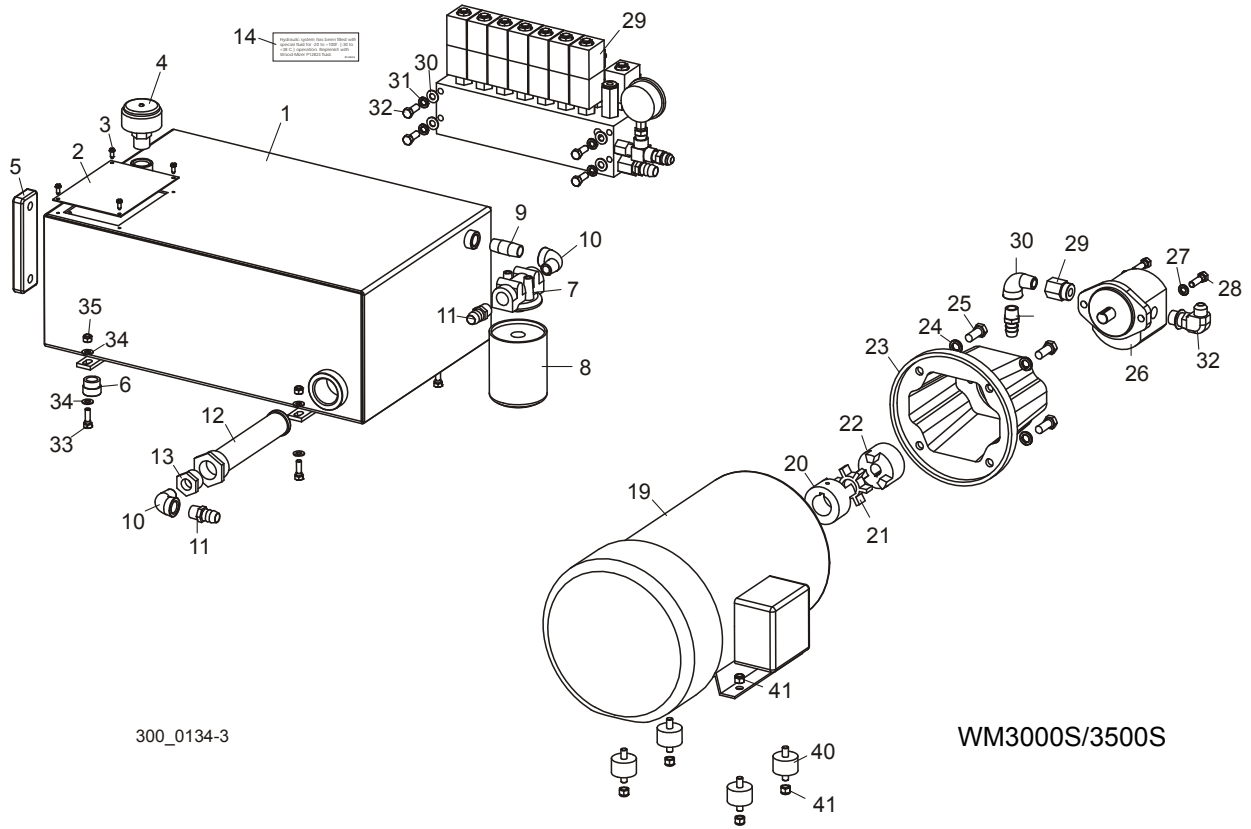
## 8.11 Power Toe Roller

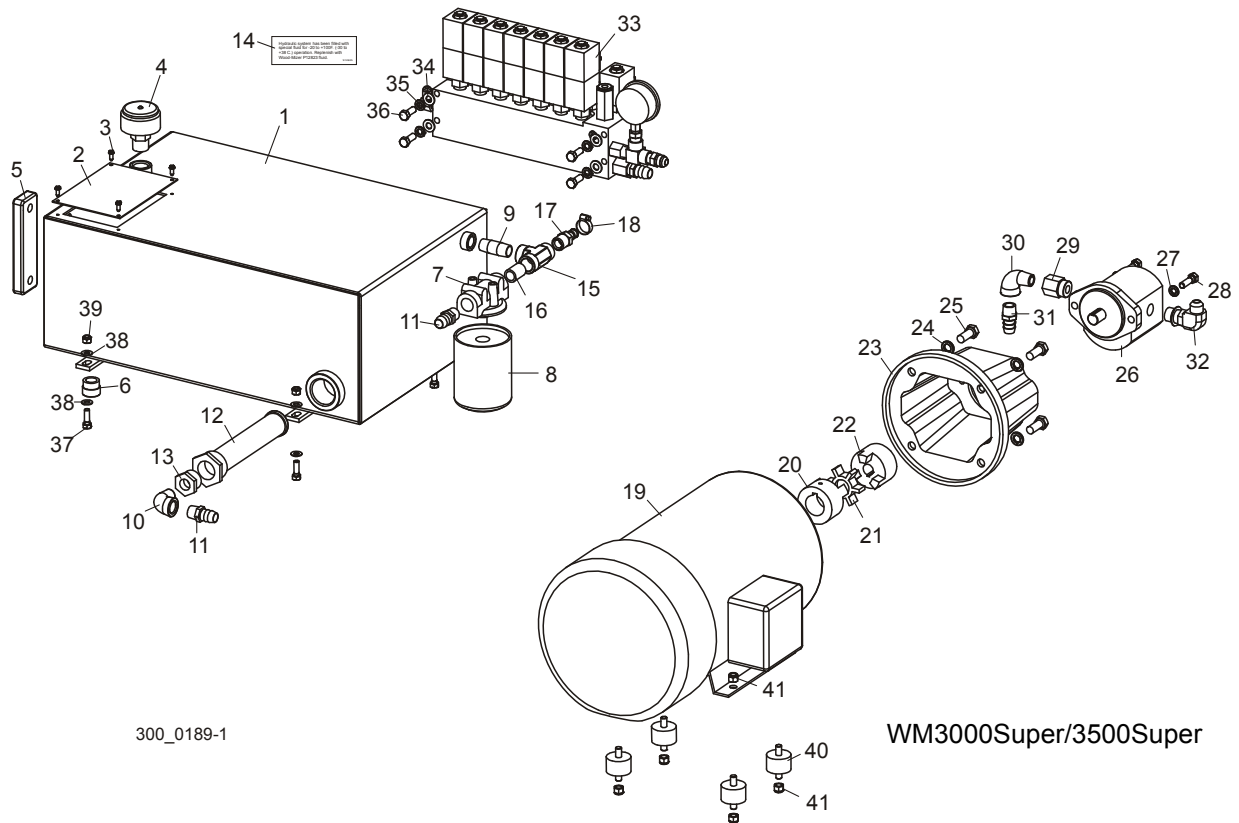


REF	DESCRIPTION (◆ Indicates Parts Available In Assemblies Only)	PART #	QTY.	
	<b>POWER ROLLER</b>	096040	1	
1	Cover, Hydraulic Motor	096037-1	1	
2	Motor, MG06-13-13AAAB Hyd	P21506	1	
3	Fitting, 1/2-14NPT/ 7/16-20UNF	096919	2	
4	Plate, Hydraulic Motor Mount	096030-1	1	
5	Screw, 3/8-16x1, HHC	F05007-7	4	
6	Washer, 10.2 Split Lock Zinc	F81055-2	4	
7	Washer, 10,5 Flat Zinc	F81055-1	12	
8	Nut, M10-8-B Nylon Hex Zinc Lock	F81033-1	8	
9	Bracket, Side w/HydroMotor Connector	096029-1	1	
10	Bolt, M10x50-8.8-Hex Head Full Thread Zinc	F81003-4	4	
11	Rod	096034	1	
12	Key, A8x7x28 Parallel	096035	2	
13	Bolt, M10x25 8.8 Hex Head Full Thread Zinc	F81003-31	2	
14	Washer, 10,5 Zinc Flat Special	F81055-6	2	

15	Bracket	096031-1	1	
16	Roller, Pivot - Wldmt	096028-1	1	
17	Bearing, 6009.2RSR	096025	2	
18	Ring, Z 45 Spring Retaining	F81090-32	2	
19	Ring, W 75 Spring Retaining	F81090-41	2	
20	Plate, Toe Board Cylinder Mount	087729-1	1	
21	Plate, Hydraulic Toe Board Mount	090086-1	1	
22	Bolt, M16x40-8.8 Hex Head Full Thread Zinc	F81006-13	2	
23	Washer, 16,3 Split Lock Zinc	F81058-2	2	
	Cylinder, Hydraulic Toe Boards	085937	1	
24	Cylinder, CJ-S170-16-40/25/152 Hydraulic	088681	1	
25	Fitting, C5205x4x4 Male	P09143	2	
26	Pin, Hydraulic Cylinder Zinc	086979-1	1	
27	Washer, 28 Flat Zinc	F81061-1	2	
28	Pin, S-Zn 6,3x45	F81045-2	2	
29	Bracket, Toe Board Roller Mount	087903-1	2	
30	Bolt, M12x60-8.8 Hex Head Zinc	F81004-5	2	
31	Washer, 13 Zinc Flat	F81056-1	4	
32	Nut, M12-8 Hex Nylon Zinc Lock	F81034-2	2	
33	Bolt, M10x75-8.8-Hex Head Zinc	F81003-15	4	
34	Stud, M6x16 Wing	F81001-16	2	

## 8.12 Hydraulic Pump & Tank





REF	DESCRIPTION (◆ Indicates Parts Available In Assemblies Only)	PART #	QTY.
	<b>TANK ASSEMBLY, HYDRAULIC 10 GALLON (WM3000S, WM3500S)</b>	038885	1
	<b>TANK ASSEMBLY, HYDRAULIC 10 GALLON(WM3000 SUPER, WM3500 SUPER)</b>	008933	1
1	Tank Weldment, 10 Gallon	038884	1
2	Cover, Hydraulic Tank Access	S20331	1
3	Bolt, #8-32 x 1/2" Slotted Hex Head	F05015-18	4
4	Cap, Hydraulic Breather/Filter	P20212	1
5	Guage, Hydraulic Fluid	P20211	1
6	Fitting, 1/2" NPT Pipe Plug	P26258	2
7	Filter Assembly, Hydraulic Manifold	P22683	1
8	Filter, S28 Hydraulic	P20301	1
9	Fitting, 1/2" NPT x 2" Black Pipe Nipple	016844	1
10	Fitting, 1/2" NPT ST Elbow	P22684	12
11	Fitting, 1/2" NPT Male x 3/4" Hose Barb	035621	2
12	Filter, Hydraulic Tank Suction	P20210	1
13	Fitting, 1/2" x 1" Reducer Bushing	P20239	1
14	Decal, Hydraulic Fluid Replacement	S12825	1
15	Fitting, 1/2" NPT Female Tee (WM3000 SUPER, WM3500 SUPER)	016793	1
16	Fitting, 1/2" NPT Close Brass Nipple (WM3000 SUPER, WM3500 SUPER)	016795	1
17	Fitting, 1/2" NPT Male x 1/2" Hose Barb (WM3000 SUPER, WM3500 SUPER)	016794	1

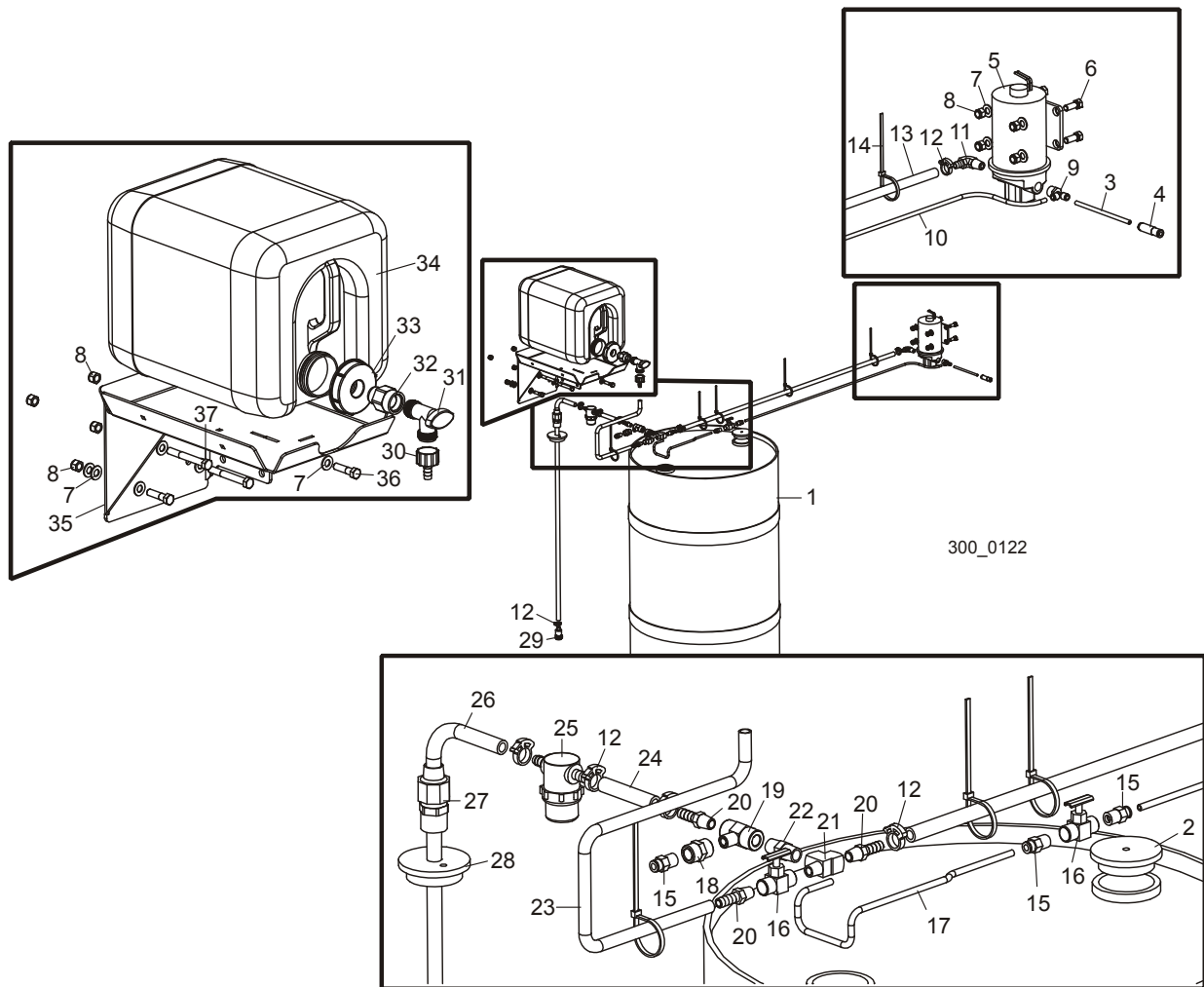
## 8

**Hydraulics***Hydraulic Pump & Tank*

18	Clamp, 11/16" Worm (WM3000 SUPER, WM3500 SUPER)	P12739	1	
	<b>PUMP ASSEMBLY, 50/60HZ HYDRAULIC (WM3000S, WM3500S)</b>	042780	1	
	<b>PUMP ASSEMBLY, 10HP HYDRAULIC (WM3000 SUPER, WM3500 SUPER)</b>	008743	1	
19	Motor, 7 1/2 HP 213TC 50/60Hz 415/480V (WM3000S, WM3500S)	042776	1	
	Motor, 10 HP 2525RPM (WM3000 SUPER, WM3500 SUPER)	008737	1	
20	Coupling, L100 x 1 3/8" Body	042777	1	
21	Coupling, L100 Spider	042779	1	
22	Coupling, L100 x 3/4" Body	042778	1	
23	Adaptor, Hydraulic Pump/50Hz Motor	042781	1	
24	Washer, 1/2" Split Lock	F05011-9	4	
25	Bolt, 1/-13 x 1 1/4" Hex Head Grade 5	F05008-37	4	
26	Pump, 6 GPM Hydraulic 50Hz (WM3000S, WM3500S)	042782	1	
27	Pump, 9 GPM Hydraulic (WM3000 SUPER, WM3500 SUPER)	008738	1	
28	Washer, 3/8" Split Lock	F05011-4	2	
29	Bolt, 3/8-16 x 1 1/4" Hex Head Grade 5	F05007-123	2	
30	Fitting, 1/2" NPT x #12 SAE Female Adaptor	042785	1	
31	Fitting, 1/2" NPT Galvanized Elbow	P22684	1	
32	Fitting, 1/2" NPT x 3/4" Hose Barb	035621	1	
33	Fitting, #10 SAE x 1/2" JIC 90° Elbow	042784	1	
34	<b>VALVE PARTS (<a href="#">See Section 8.3</a>)</b>			
35	<b>WASHER, 3/8" SAE FLAT</b>	F05011-3	4	
36	<b>WASHER, 3/8" SPLIT LOCK</b>	F05011-4	4	
37	<b>BOLT, 3/8-16 X 1" HEX HEAD GRADE 5</b>	F05007-87	4	
38	<b>BOLT, 5/16-18 X 1" HEX HEAD</b>	F05006-1	4	
39	<b>WASHER, 5/16" SAE FLAT</b>	F05011-17	8	
40	<b>NUT, 5/16-18 HEX NYLON LOCK</b>	F05010-58	4	
41	<b>MOUNT, RUBBER HYDRAULIC MOTOR</b>	035546	4	
42	<b>NUT, 3/8-16 HEX NYLON LOCK</b>	F05010-10	8	

## SECTION 9 MISCELLANEOUS

### 9.1 Blade Lube System



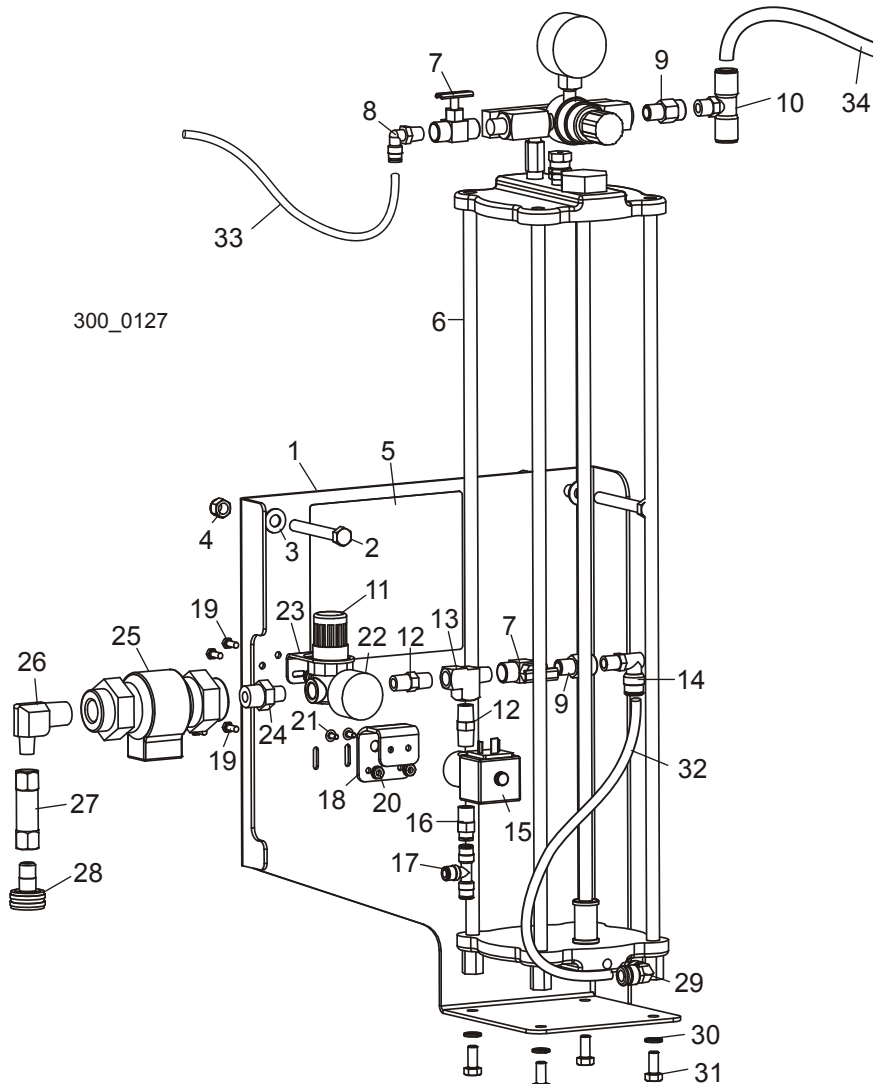
REF.	DESCRIPTION (◆ Indicates Parts Available In Assemblies Only)	PART #	QTY.
	Lube #9, 5 Gallon	016853	1
	<b>LUBE SYSTEM, WM3000</b>	016926	1
<b>1</b>	Barrel, 55-Gallon Plastic	016784	1
<b>2</b>	Cap, Barrel With 1/4 Vent	016786	1
<b>3</b>	Tube, Pressure 1/4x107ft	016944	1
<b>4</b>	Valve, Check, 1/4Tube 6PSI	016827	1
	Cable Assembly, Lube System	025249	1
	Pump Assembly, Lube	016883	1
<b>5</b>	Pump Assembly, Lube	050029	1

**9** **Miscellaneous**  
Blade Lube System

6	Bolt, 3/8-16x1 Hex Head Grade 5	F05007-87	4	
7	Washer, 3/8 Flat SAE	F05011-3	10	
8	Nut, 3/8-16 Hex Nylon Lock	F05010-10	8	
9	Fitting, Tee 3/8NPT to 1/4Tube Male Run	016961	1	
10	Hose, Pressure 1/4x40	016885	1	
11	Fitting, 3/8" NPT x 3/8" Hose Barb Elbow	P12709	1	
12	Clamp, Single Snap Grip #38	016845	6	
13	Hose, Suction 3/8x44	016829	1	
14	OTie Wrap, 3/16 x 6 UV Black	F05089-3	6	
15	Fitting, 1/4 NPT - 1/4 Tube Straight	P20903	3	
16	Valve, Needle 1/4 NPT Female Brass	051392	2	
17	Hose, Pressure 1/4x24	016886	1	
18	Coupling, 1/4NPT	P03420	1	
19	Fitting, 1/4NPT Branch Tee	015486	1	
20	Fitting, 1/4NPT-3/8 Barb	014685	3	
21	Fitting, 1/4 FMF Tee	P05382	1	
22	Nipple, 1/4 NPT Hex	P21524	1	
23	Tube, 3/8IDx25 Tygothane	038495	1	
24	Hose, Suction 3/8x3	038494	1	
25	Filter, 3/8 Barb Lube	033447	1	
26	Hose, Suction 3/8x40	016884	1	
27	Coupler, 3/4NPT x 1/2 Poly Compression	016935	1	
28	Cap, Barrel Vent	016785	1	
29	Valve, Foot Check, 3/8 Barb	016939	1	
30	Reducer, 5/8NPT/3/8Barb Water Lube	014113	1	
31	Valve, 3/4 NPT Elbow 3/4 Male Outlet PVC	014100	1	
32	Fitting, 3/4FPTx3/4MPT	014636	1	
33	Cap, 63mm Water Bottle, Modified	036744	1	
34	Bottle, 5-Gallon Water	014637	1	
35	Tray Weldment, Lube System	038498	1	
36	Bolt, 3/8-16x1 1/2 Hex Head Grade 5	F05007-78	2	
37	Bolt, 3/8-16x3 Hex Head Grade 5	F05007-73	2	



## 9.2 Pressure Lube System (Optional)



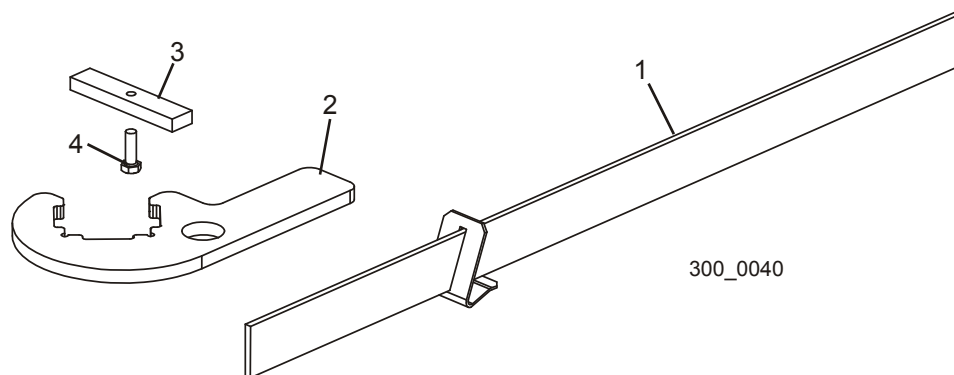
REF.	DESCRIPTION (◆ Indicates Parts Available In Assemblies Only)	PART #	QTY.
	<b>LUBE SYSTEM, WM3000 OPTIONAL PRESSURE BLADE</b>	051431	1
1	Bracket, Pressure Lube Mount	036685	1
2	Bolt, 3/8-16 x 3" Hex Head Full Thread	F05007-1	2
3	Washer, 3/8" SAE Flat	F05011-3	2
4	Nut, 3/8-16 Hex Nylon Lock	F05010-10	2
5	Decal, Pressure Lube Layout	036747	1
6	Reservoir Assembly, Pressure Lube	051434	1
7	Valve, 1/4" NPT Brass Female Needle	051392	2
8	Fitting, 1/4" NPT x 1/4" Tube 90° Elbow Air	P21519	1
9	Valve, 1/4" NPT Male-Female Check	051394	2

## 9 Miscellaneous

### *Pressure Lube System (Optional)*

10	Fitting, 1/4" NPT x 1/2" Tube Tee	038737	1	
11	Regulator, 1/4" NPT 125 PSI Water	051427	1	
12	Fitting, 1/4" NPT Hex Pipe Nipple	P05389	2	
13	Fitting, 1/4" NPT Female-Male-Female Tee	P05382	1	
14	Fitting, 1/4" NPT x 3/8" Tube 90° Elbow Air	P21521	1	
15	Valve, 1/4" NPT Water NC 2-Way Solenoid	051432	1	
	Cable Assembly, WM3000 Lube Pump	052222	1	
16	Fitting, 1/4" NPT x 1/4" Tube Straight Air	P20903	1	
17	Fitting, 1/4" Tube Air Tee	P21544	1	
18	Bracket, Solenoid Mount	036688	1	
19	Screw, #10-24 x 1/2" Unslotted Hex Stainless Steel	F05004-27	4	
20	Nut, #10-24 Self-Locking Hex	F05010-14	4	
21	Screw, #8-32 x 3/8" Round Head Grade 5	F05004-157	2	
22	Gauge, 160 PSI	P02766	1	
23	Bracket, Regulator Mount	051429	1	
24	Fitting, 1/2" NPT x 1/4" NPT Hex Nipple	038484	1	
25	Valve, 1/2" NPT Vacuum Break Dual Check	038483	1	
26	Fitting, 1/2" NPT x 1/4" NPT 90° Elbow	016881	1	
27	Strainer, 1/4" NPT 100 Mesh Inline	051882	1	
28	Fitting, 1/4" NPT x Female Water Hose	051433	1	
29	Fitting, 1/8" NPT x 3/8" Tube 90° Elbow	P21552	1	
30	Washer, 5/16" Split Lock	F05011-13	4	
31	Bolt, 5/16-24 x 3/4" Hex Head Grade 5 Full Thread	F05006-105	4	
32	Tubing, 1/4" Air	R01869	2 ft.	
33	Tubing, 3/8" Air	R01869-1	5.147 ft.	
34	Tubing, 1/2" Air	R01869-2	3 ft.	

### 9.3 Tools

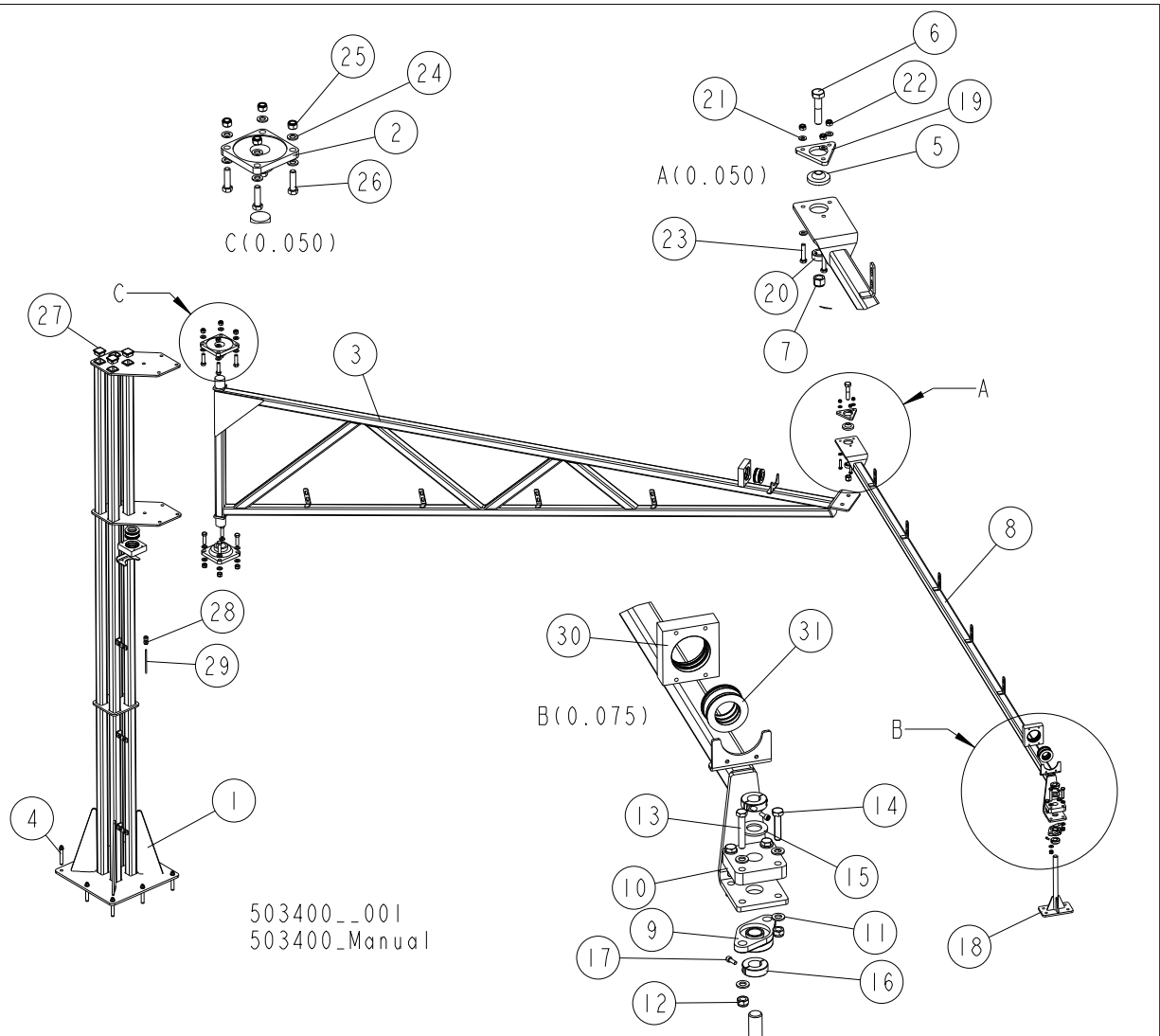


REF.	DESCRIPTION (◆ Indicates Parts Available In Assemblies Only)	PART #	QTY.
1	PRZYRZĄD DO REGULACJI PROWADNIKA PIŁY	LTBGAT	1
2	ALIGNMENT TOOL, BLADE GUIDE ARM	042700	1
3	BLOCK, BLADE GUIDE ALIGNMENT	035799	2
4	SCREW, 10-32X5/8 HEX HEAD MACHINE	F05004-152	2
	HONE, 6" BENCH COARSE DIAMOND COARSE (NOT SHOWN)	017813	1
	WRENCH S=32 (NOT SHOWN)	513927-1	1

## 9.4 Manuals & Diagrams

	DESCRIPTION			
<b>WM3000/WM3500 Manuals</b>				
1	WM3000 Sawmill Operation Manual	988	1	
2	WM3500 Sawmill Operation Manual	990	1	
3	<b>WM3000 SAWMILL PARTS LIST</b>	991	1	
4	<b>WM3500 SAWMILL PARTS LIST</b>	992	1	
<b>WM3000 Sawmill Option Manuals</b>				
5	IC1 Incline Conveyor Manual	1121	1	
6	TD1 Transfer Deck Manual	1062	1	
7	LD12/LD20 Infeed Deck Manual	1024	1	
<b>Electrical Diagrams</b>				
8	<b>WM3000 SAWMILL ELECTRICAL DIAGRAM</b>	1014a	1	
9	<b>WM3500 SAWMILL ELECTRICAL DIAGRAM</b>	1016	1	

### 9.5 Pantograph Assembly



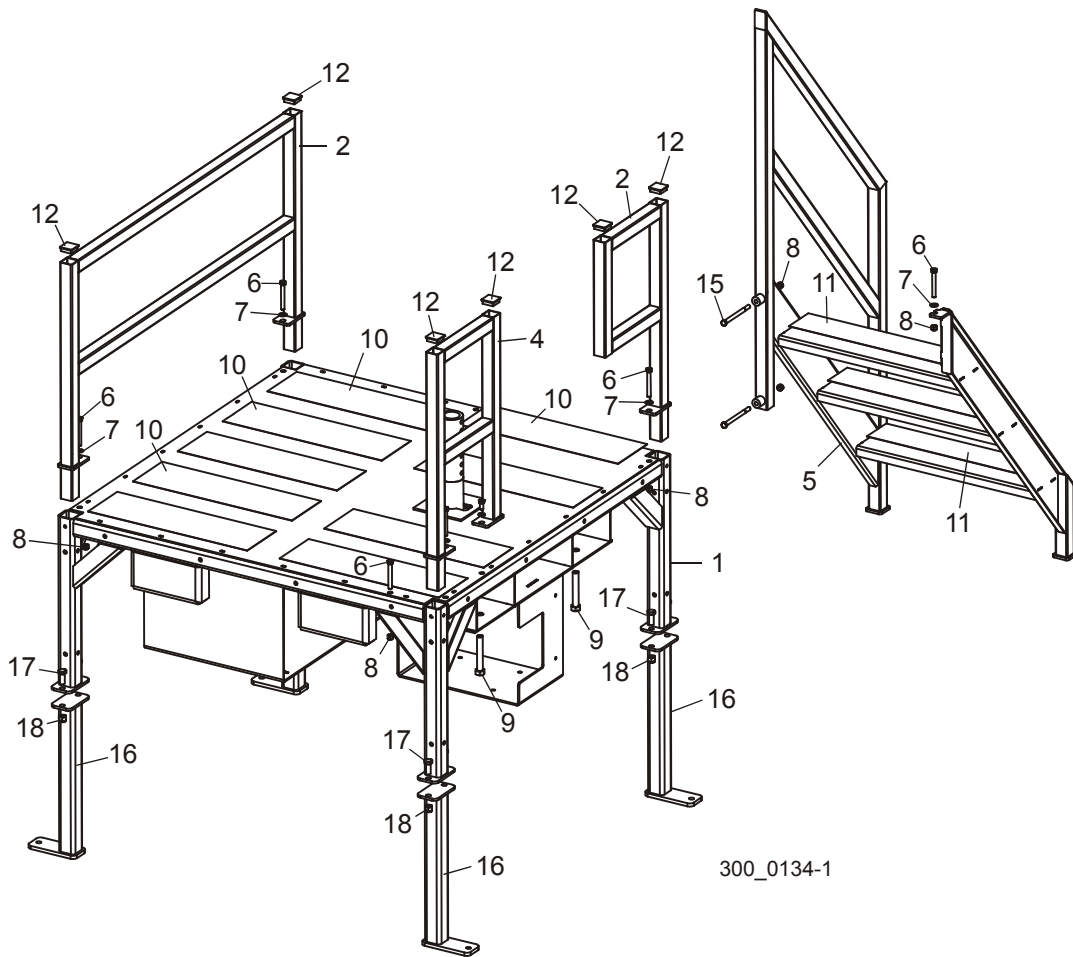
	DESCRIPTION (* Indicates Parts Available In Assemblies Only)	PART #	QTY
	<b>PANTOGRAPH ASSEMBLY WM3500</b>	<b>503400</b>	<b>1</b>
1	TUBE WELDMENT, PANTOGRAPH	503575-1	1
2	BEARING,UCF 211 W/HOUSING(55 DIA. SHAFT)	089889	2
3	ARM WELDMENT, WM3000 PANTOGRAPH A-FRAME	503585-1	1
4	BOLT, LT 16X120 CONCRETE WEDGE ANCHOR	501877	8
5	BALL JOINT, 3/4IDX2 1/2OD	042538	1
6	BOLT, 3/4 -10X3 1/2 HH	F05009-54	1
7	NUT,3/4-10 ,NYLON LOCK	F05010-103	1
8	ARM WELDMENT, WM3000 PANTOGRAPH CONNECTOR	503597-1	1
9	BEARING, UCFL 205	089124	1
10	BLOCK, BEARING MOUNT	503601	1
11	WASHER, 13 FLAT ZINC	F81056-1	8

**9** **Miscellaneous**  
*Pantograph Assembly*

	DESCRIPTION (* Indicates Parts Available in Assemblies Only)	PART #	QTY	
12	NUT, M12-8 HEX NYLON ZINC LOCK	F81034-2	4	
13	BOLT, M12X70 8.8 FE/ZN5 HEX HEAD	F81004-39	2	
14	BOLT, M12x55 - 8.8 HEX HEAD FULL THREAD ZINC	F81004-43	2	
15	WASHER 28 FE/ZN5	F81061-1	1	
	<b>RING, FI25 SLOTTED</b>	<b>503602</b>	<b>2</b>	
16	RING, FI25 SLOTTED	503602	1	
17	SCREW, M6X16, HEX SOCKET HEAD CAP	F81001-21	2	
18	BRACKET, PANTOGRAPH PIVOT WLDMT/ZINC	503606-1	1	
19	PLATE, PANTOGRAPH ARM PIVOT	503607-1	1	
20	RING, SNAP O SR.25	F81039-4	1	
21	WASHER, 10.5 FLAT ZINC	F81055-1	6	
22	NUT, M10-8-B HEX NYLON ZINC LOCK	F81033-1	3	
23	BOLT, M10X50MM,HEX HEAD FULL THRD ZINC	F81003-4	3	
24	WASHER, 17 FLAT ZINC	F81058-1	16	
25	NUT, M16,HEX, NYLON ZINC LOCK	F81036-2	8	
26	BOLT, M16 X 60 8.8 FE/ZN5 HEX HEAD FULL	F81006-12	8	
27	CAP,50X50(3-5MM THICK)19927 SHR TUBE END	095371	4	
28	FITTING, STRAIGHT 1/2" (KQ2H13-00) SMC	509962	1	
29	CABLE 1/2" 3M	R01869-2_3	1	
30	HOUSING, SEAL WIRE KDL-JUMBO1	514715	3	
31	RING, SEALING KDT/Z JUMBO	514716	3	

## SECTION 10 OPERATOR STATION

### 10.1 Frame, Rails & Ladder



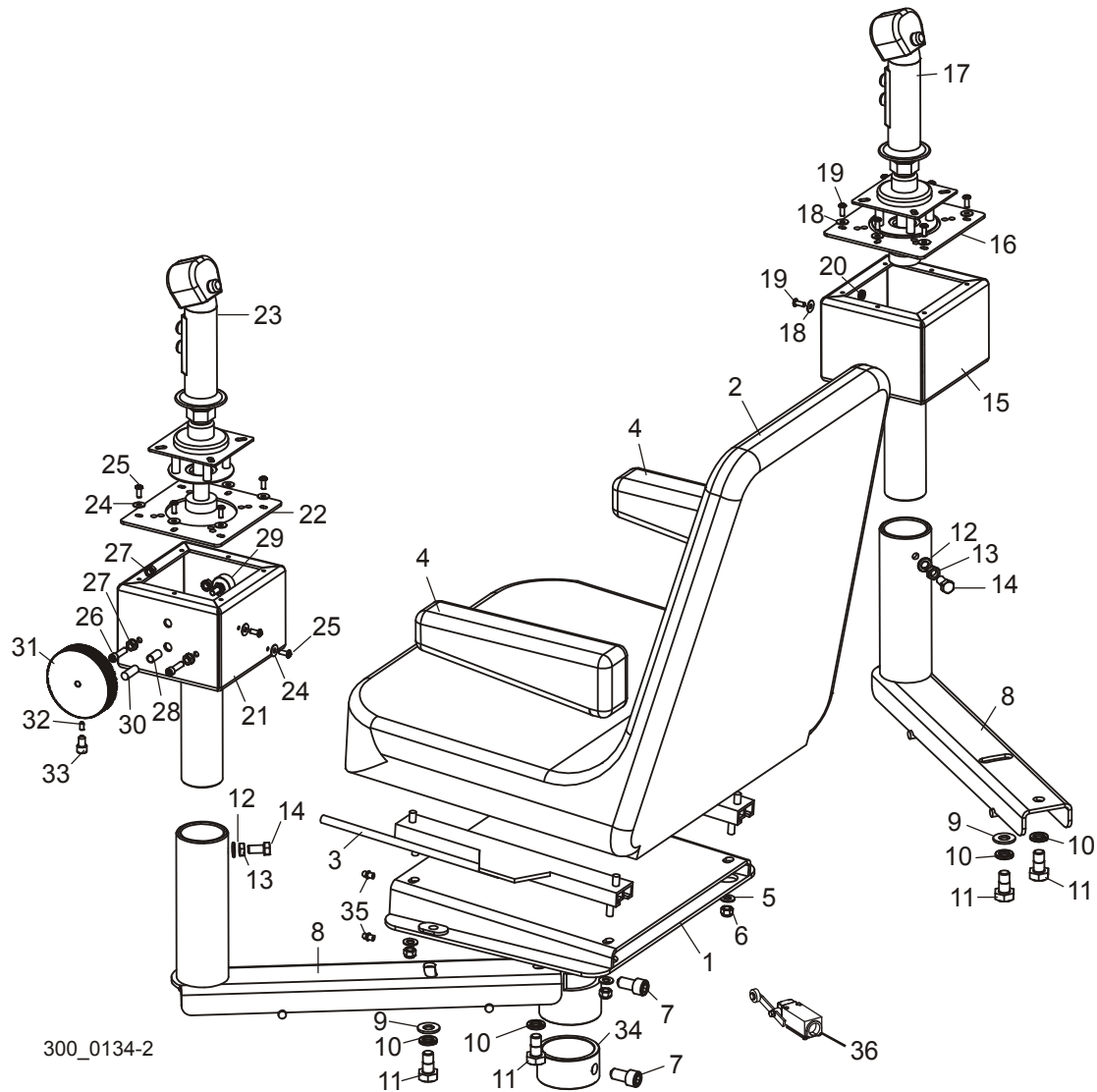
REF	DESCRIPTION (◆ Indicates Parts Available In Assemblies Only)	PART #	QTY.
1	FRAME WELDMENT, OPERATOR STATION	038893	1
2	RAIL WELDMENT, LONG	045118	1
3	RAIL WELDMENT, SHORT	045119	1
4	RAIL WELDMENT, LEFT REAR	036360	1
5	LADDER WELDMENT, OPERATOR STATION	036474	1
6	BOLT, 3/8-16 X 3" HEX HEAD FULL THREAD	F05007-1	6
7	WASHER, 3/8" SAE FLAT	F05011-3	5
8	NUT, 3/8-16 HEX NYLON LOCK	F05010-10	8
9	BOLT, 5/8-11 X 4" HEX HEAD FULL THREAD GRADE 5	F05009-8	2

**10****Operator Station**  
*Frame, Rails & Ladder*

10	PAD, NON-SKID	045149	15 Ft.	
11	PAD, NON-SKID STEP	016895	3	
12	PLUG, 1 1/2" SQUARE 14 GA. WALL CAP	016843	6	
13	WASHER, 3/8" SPLIT LOCK	F05011-4	1	
14	BOLT, 3/8-16 X 3/4" HEX HEAD GRADE 5	F05007-118	1	
15	BOLT, 3/8-16 X 5" HEX HEAD GRADE 5	F05007-86	2	
	<b>LEG ASSEMBLY, 18" EXTENSION</b>	036461	4	
16	Leg Weldment, Operator Station 18" Extension	051353	1	
17	Bolt, 1/2-13 x 1 1/4" Hex Head Grade 5	F05008-37	2	
18	Nut, 1/2-13 Hex Nylon Lock	F05010-8	2	



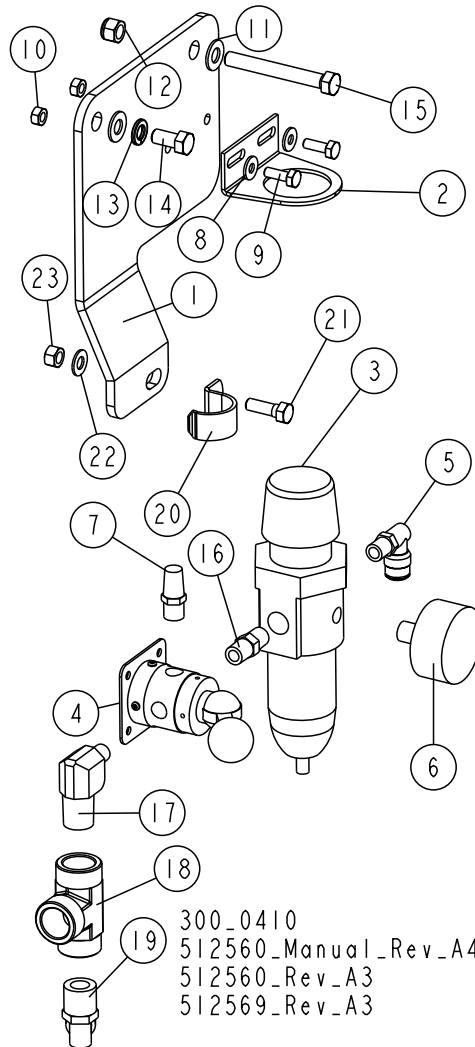
## 10.2 Seat & Joystick Controls



REF	DESCRIPTION (◆ Indicates Parts Available In Assemblies Only)	PART #	QTY.
1	MOUNT WELDMENT, OPERATOR SEAT	045134	1
2	SEAT, OPERATOR	038719	1
3	ADJUSTER ASSEMBLY, OPERATOR SEAT (MILSCO)	038720	1
4	ARMREST, OPERATOR SEAT (PAIR, MILSCO)	038721	1
5	WASHER, 5/16" SAE FLAT	F05011-17	4
6	NUT, 5/16-18 NYLON LOCK	F05010-58	4
7	BOLT, 1/2-20 X 1" SOCKET HEAD	F05008-57	2
8	ARM WELDMENT, CONTROL	038857	2
9	WASHER, 1/2" SAE FLAT	F05011-2	2

10	<b>WASHER, 1/2" SPLIT LOCK</b>	F05011-9	4	
11	<b>BOLT, 1/2-13 X 1" HEX HEAD</b>	F05008-50	4	
12	<b>WASHER, 3/8" SPLIT LOCK</b>	F05011-4	2	
13	<b>NUT, 3/8-16 HEX JAM</b>	F05010-29	2	
14	<b>BOLT, 3/8-16 X 3/4" HEX HEAD GRADE 5</b>	F05007-118	2	
	<b>CONTROL ASSEMBLY, RIGHT JOYSTICK</b>	038865	1	
15	Box Weldment, Right Joystick	038863	1	
16	Cover, Joystick Control Box	038861	1	
17	Joystick, 3-Button Control	036757	1	
18	Washer, #10 SAE Flat	F05011-18	7	
19	Screw, #10-24 x 1/2" Socket Button Head	F05004-35	7	
20	Nut, #10-24 Self-Locking Hex	F05010-14	1	
	<b>CONTROL ASSEMBLY, LEFT JOYSTICK</b>	038864	1	
21	Box Weldment, Left Joystick	038862	1	
22	Cover, Joystick Control Box	038861	1	
23	Joystick, 3-Button Control	036757	1	
24	Washer, #10 SAE Flat	F05011-18	8	
25	Screw, #10-24 x 1/2" Socket Button Head	F05004-35	8	
26	Bolt, 1/4-20 x 1" Socket Head	F05005-84	2	
27	Nut, 1/4-20 Self-Locking Hex	F05010-9	4	
28	Spring, LC-040E-10SS	P06460	1	
29	Potentiometer Assembly, 4-20mA 24V w/Connectors	025200	1	
30	Pin, Cam Brake	S10663	1	
31	Knob, Speed Control	035559	1	
32	Screw, #10-32 x 3/8" Cup Point Socket Set	F05004-188	1	
33	Bolt, 5/16-18 x 1/2" Socket Head	F05006-39	1	
34	<b>COLLAR, SEAT POST MOUNT</b>	045135	1	
35	<b>FITTING, 1/4-28 GREASE</b>	P05060	2	
36	<b>SWITCH, GLCB01A2B SAFETY</b>	086469	1	

### 10.3 Air Supply Assembly



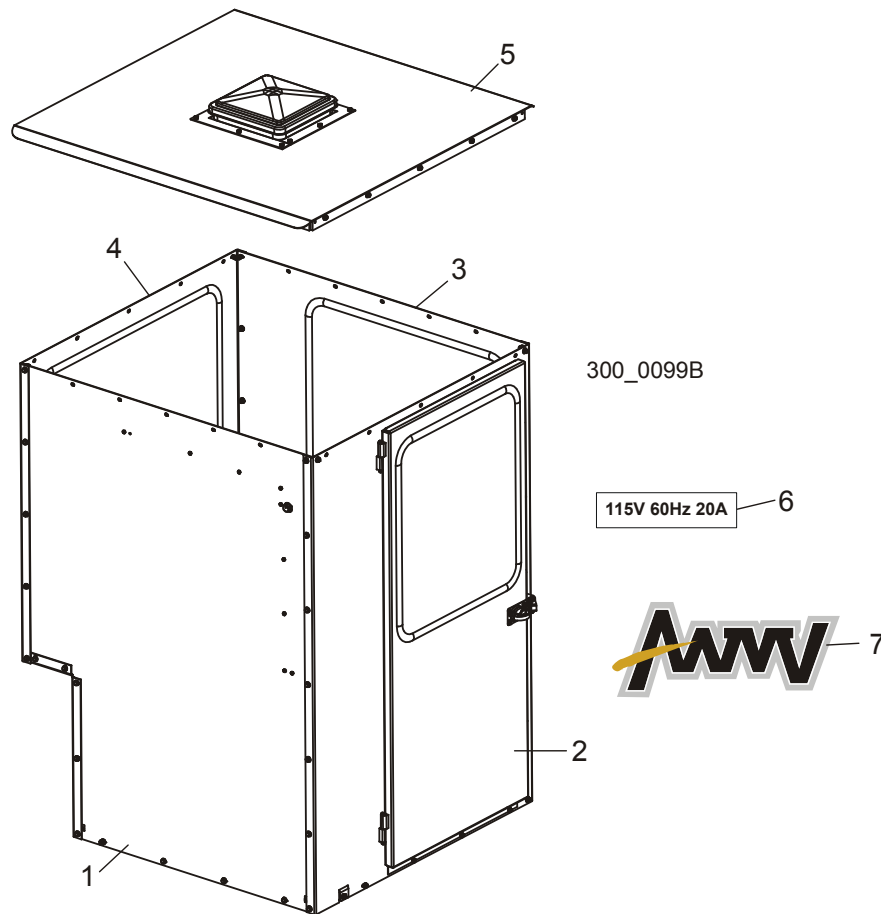
REF.	DESCRIPTION (◆ Indicates Parts Available In Assemblies Only)	PART#	QTY.
	<b>AIR SUPPLY ASSEMBLY, WM3000</b>	016887	1
1	Plate, Air Mount	016888	1
2	Bracket, Filter Mounting	P21511	1
3	Filter / Regulator	P21510	1
4	Valve, Air	P21513	1
5	Fitting, 1/4" NPT-3/8" 90 Degrees Air	P21521	1
6	Gauge, 275Y160WS	P21512	1
7	Muffler, 1/4 in. NPT Air	P20904	1
8	Washer, 1/4 SAE Flat	F05011-11	2
9	Bolt, 1/4-20x3/4 FT HHC	F05005-1	2
10	Nut, 1/4-20 Swaged	F05010-21	2

**10****Operator Station**  
*Air Supply Assembly*

11	Washer, 3/8 Flat SAE	F05011-3	2	
12	Nut, 3/8-16 Hex Nylon Lock	F05010-10	1	
13	Washer, 3/8 Split Lock	F05011-4	1	
14	Bolt, 3/8-16x3/4 Hex Head Grade 5	F05007-118	1	
15	Bolt, 3/8-16x3 Hex Head Full Thread	F05007-1	1	
16	Nipple, 1/4 Hex Pipe	P05389	1	
17	Fitting, 1/2NPT-1/4NPT 90 Degrees Elbow	016881	1	
18	Fitting, 1/2 NPT Female Tee	016793	1	
19	Fitting, 1/2NPT-1/2In 90 Degrees Air	016880	1	
20	Clamp, 1 EMT	P05436	1	
21	Bolt, 5/16-18x1 Hex Head	F05006-1	1	
22	Washer, 5/16 SAE Flat	F05011-17	1	
23	Nut, 5/16-18 Swaged Hex	F05010-6	1	

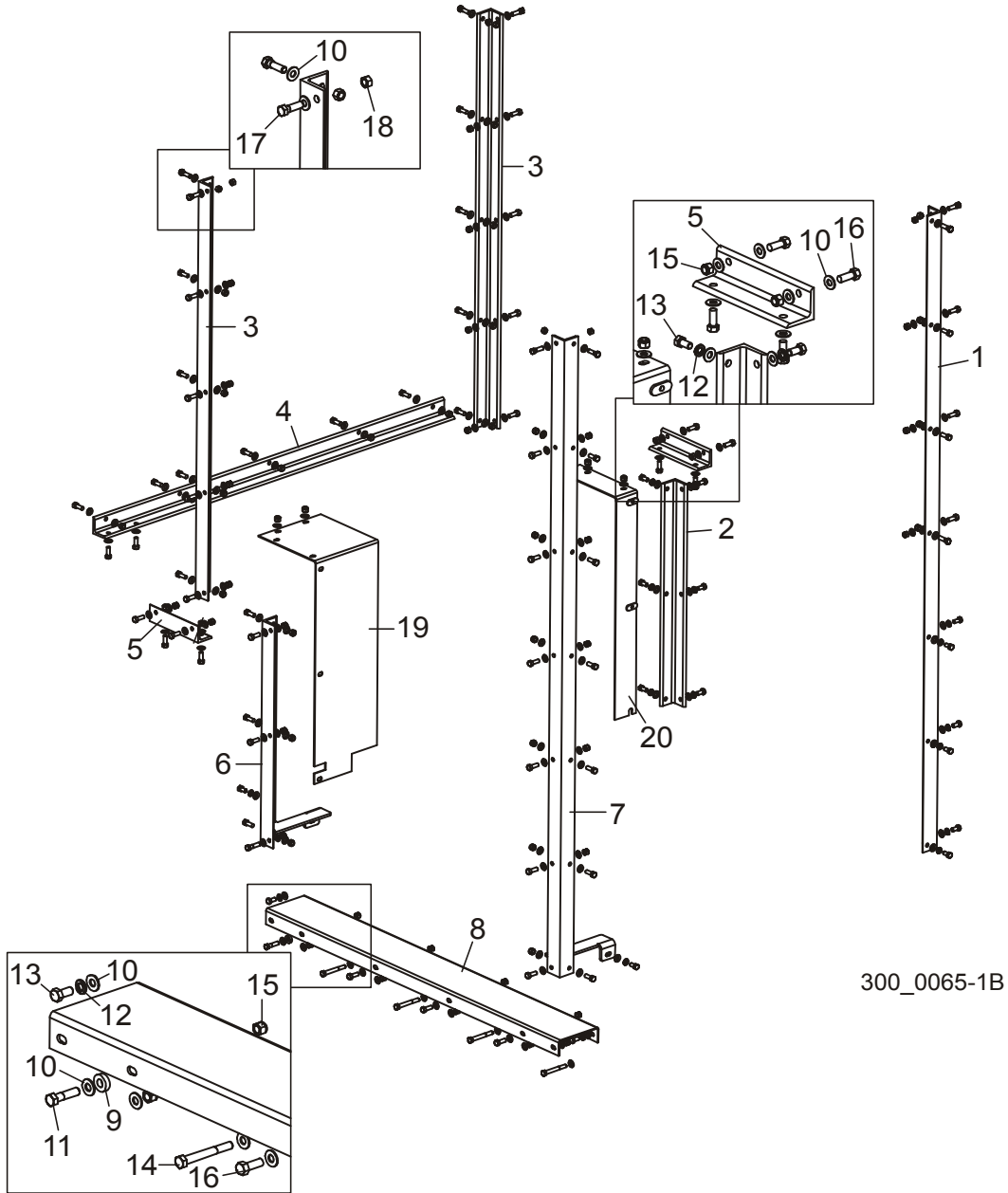
## SECTION 11 CAB OPTION

### 11.1 Cab



REF.	DESCRIPTION (◆ Indicates Parts Available In Assemblies Only)	PART #	QTY.
	<b>CAB OPTION, WM3000</b>	CAB1	1
1	Rear Panel Parts ( <a href="#">See Section 11.4</a> )		
2	Right Panel Parts ( <a href="#">See Section 11.6</a> )		
3	Front Panel Parts ( <a href="#">See Section 11.8</a> )		
4	Left Panel Parts ( <a href="#">See Section 11.10</a> )		
5	Roof Parts ( <a href="#">See Section 11.12</a> )		
6	DECAL, CAB VOLTAGE	042676	1
7	DECAL, CAB LOGO	016833	1

**11.2 Frame**

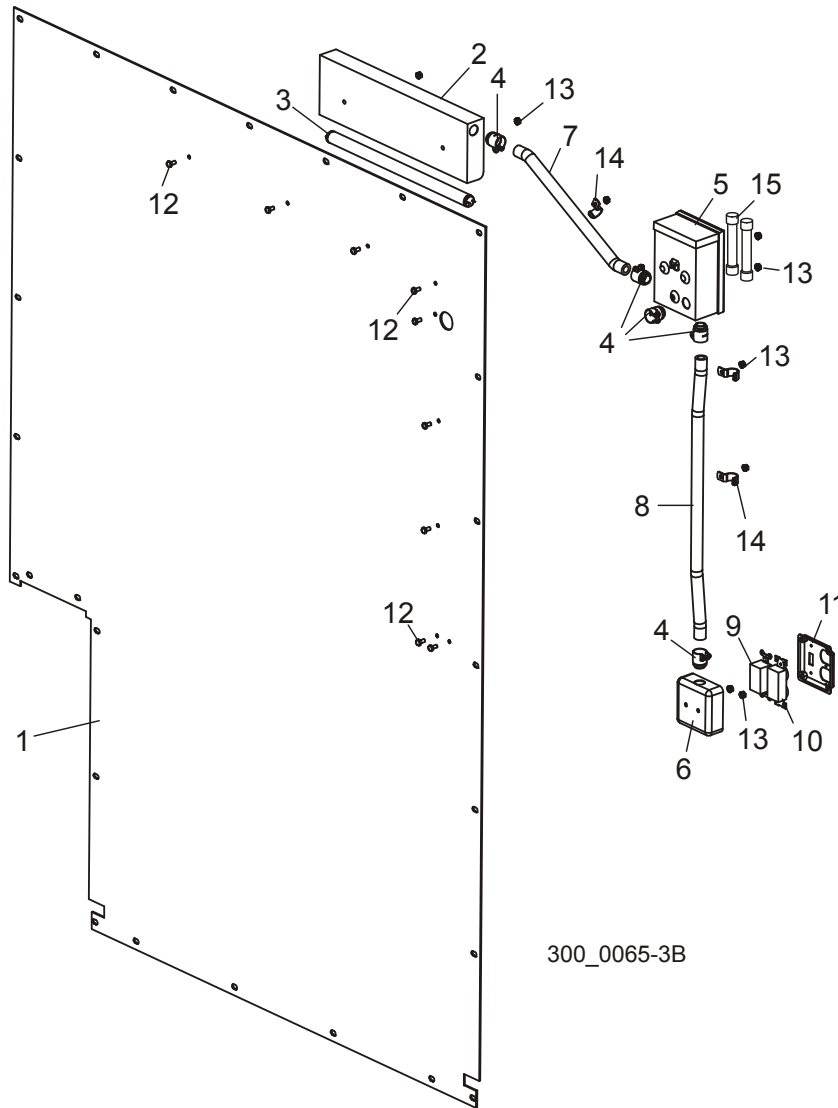


300\_0065-1B

REF.	DESCRIPTION (◆ Indicates Parts Available In Assemblies Only)	PART #	QTY.
	<b>FRAME ASSEMBLY, CAB</b>	042605	1
1	Angle, Front Right	042606	1
2	Angle, Front Left Lower	042607	1
3	Angle, Left Upper	042615	2
4	Angle, Left lower	042617	1

5	Angle, Left Short	042618	2	
6	Angle Weldment, Left Rear Lower	042610	1	
7	Angle Weldment, Right Rear	042611	1	
8	Channel Weldment, Rear Floor	042628	1	
9	Tube, 7/8 Dia Electric Motor Spacer	S12284	1	
10	Washer, 3/8" SAE Flat	F05011-3	145	
11	Bolt, 3/8-16 x 1 1/2" Hex Head Grade 5	F05007-78	2	
12	Washer, 3/8" Split Lock	F05011-4	16	
13	Bolt, 3/8-16 x 3/4" Hex Head Grade 2	F05007-27	16	
14	Bolt, 3/8-16 x 3" Hex Head Grade 5	F05007-73	4	
15	Nut, 3/8-16 Hex Nylon Lock	F05010-10	63	
16	Bolt, 3/8-16 x 1" Hex Head	F05007-7	56	
17	Bolt, 3/8-16 x 1 1/4" Hex Head Grade 5	F05007-123	9	
18	Nut, 3/8-16 Swaged Lock	F05010-25	8	
19	<b>PLATE, LEFT LOWER</b>	042626	1	
20	<b>PLATE WELDMENT, LOWER RIGHT</b>	042642	1	
	<b>BULB SEAL, C POSITION PEBBLE FINISH</b>	041050	14.79 ft.	
	<b>FOAM, 1/2X1 ADHESIVE BACK</b>	R02306	17.5 ft.	

### 11.3 Rear Panel



300\_0065-3B

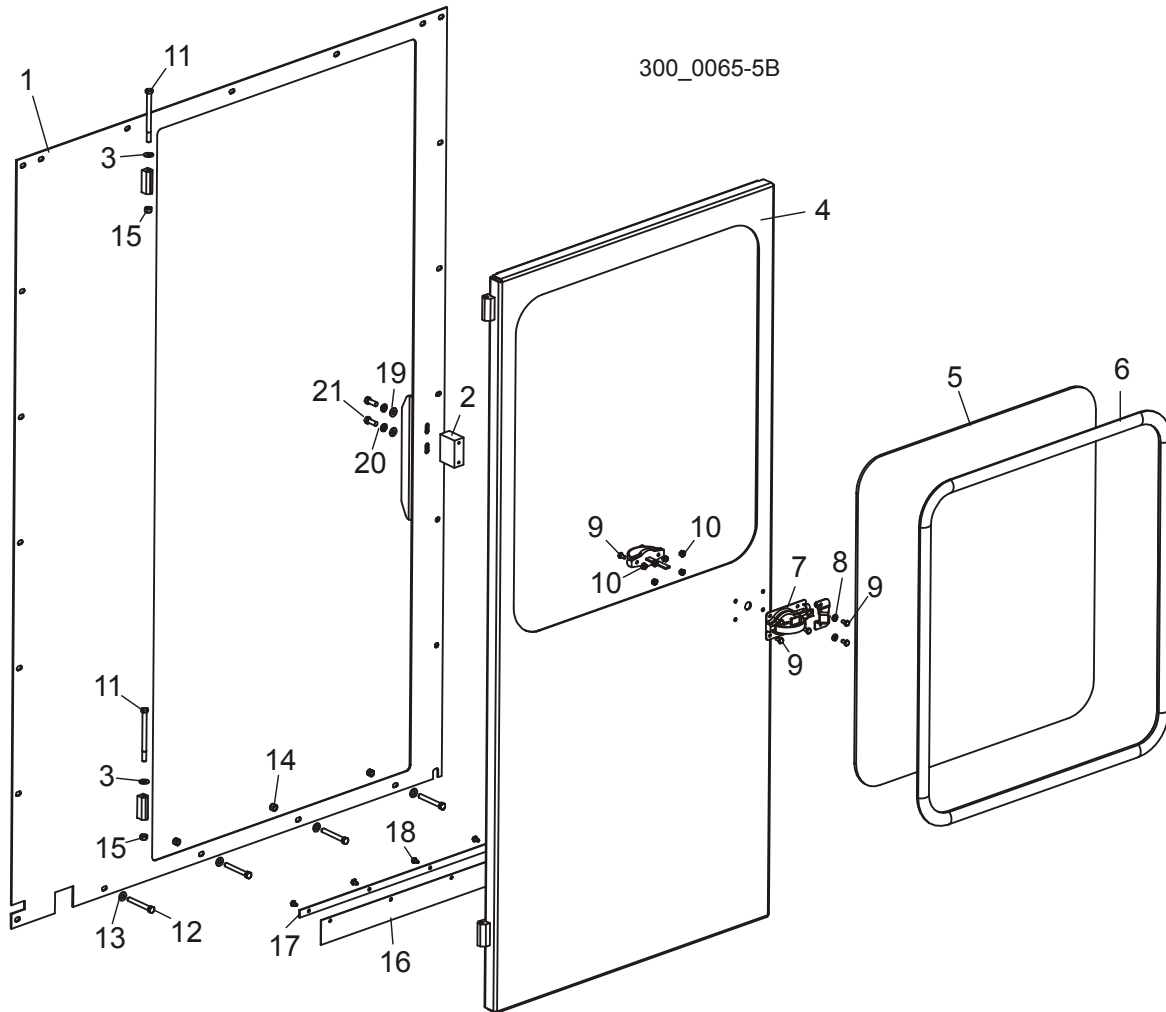
REF.	DESCRIPTION (◆ Indicates Parts Available In Assemblies Only)	PART #	QTY.
	<b>PANEL ASSEMBLY, CAB BACK</b>	042604	1
1	Panel, Cab Rear	042613	1
2	Light, Flourescent Under-Cabinet	042590	1
3	Lamp, Flourescent Under-Cabinet 15Watt	016876	1
4	Clamp, 1/2 Flex Conduit, Steel	042595	5
5	Disconnect, Fusible 2Wire 240V 30A	042589	1
6	Box, 4" Electrical Utility	042591	1
7	Conduit, 1/2" x 16" Steel Flex	042597	1
8	Conduit, 1/2" x 25" Steel Flex	042596	1



<b>9</b>	Switch, 120VAC 20 Amp Single Pole	042592	1	
<b>10</b>	Receptacle, 120VAC 20Amp Duplex	042593	1	
<b>11</b>	Cover, 4" Sq. Metal Switch/Plug Combo	042594	1	
<b>12</b>	Bolt, 1/4-20 x 1/2" Hex Head	F05005-15	9	
<b>13</b>	Nut, 1/4-20 Keps	F05010-9	9	
	Wire Nut, Yellow	016863	4	
<b>14</b>	Clamp, 3/4" EMT	P04851	3	
<b>15</b>	Fuse, 20 Amp 250 Volt	E03743	2	



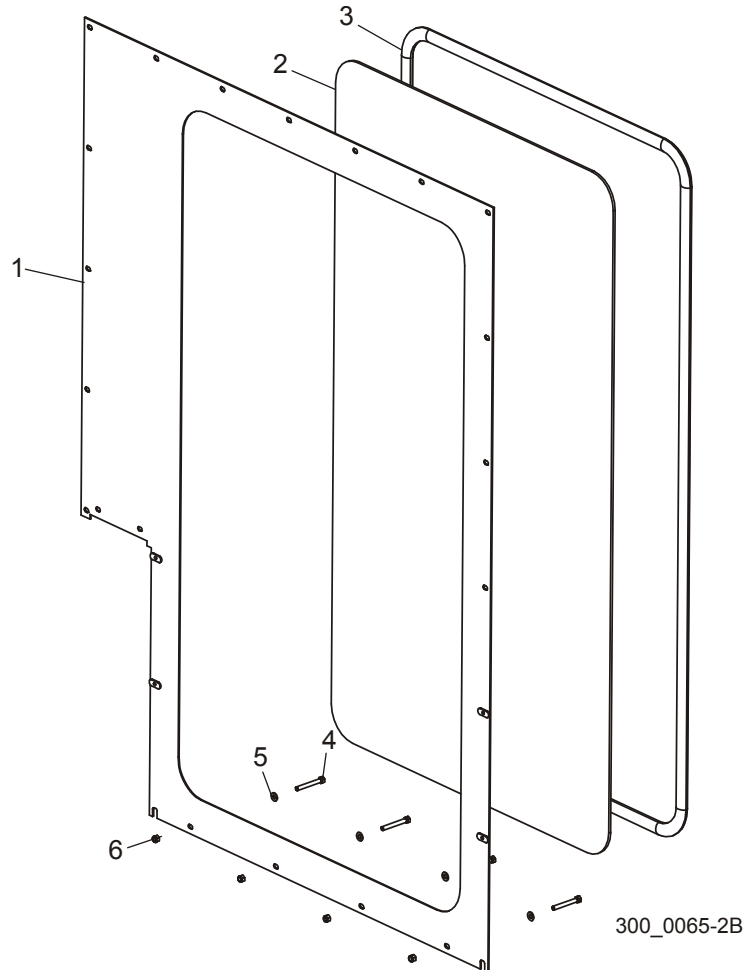
### 11.4 Right Panel



REF.	DESCRIPTION (◆ Indicates Parts Available In Assemblies Only)	PART #	QTY.
	<b>PANEL ASSEMBLY, CAB RIGHT</b>	042602	1
1	Panel Weldment, Right	042633	1
2	Block, Latch Mount	042634	1
3	Bearing, Hinge	042578	1
4	Door Weldment, Cab	042632	1
5	Window, Cab Door	042576	1
6	Seal, Cab Door Window	042575	1
7	Latch, Door	042587	1
8	Washer, 1/4" Split Lock	F05011-14	2
9	Bolt, 1/4-20 x 1/2" Hex Head	F05005-15	8
10	Nut, 1/4-20 Keps	F05010-9	6

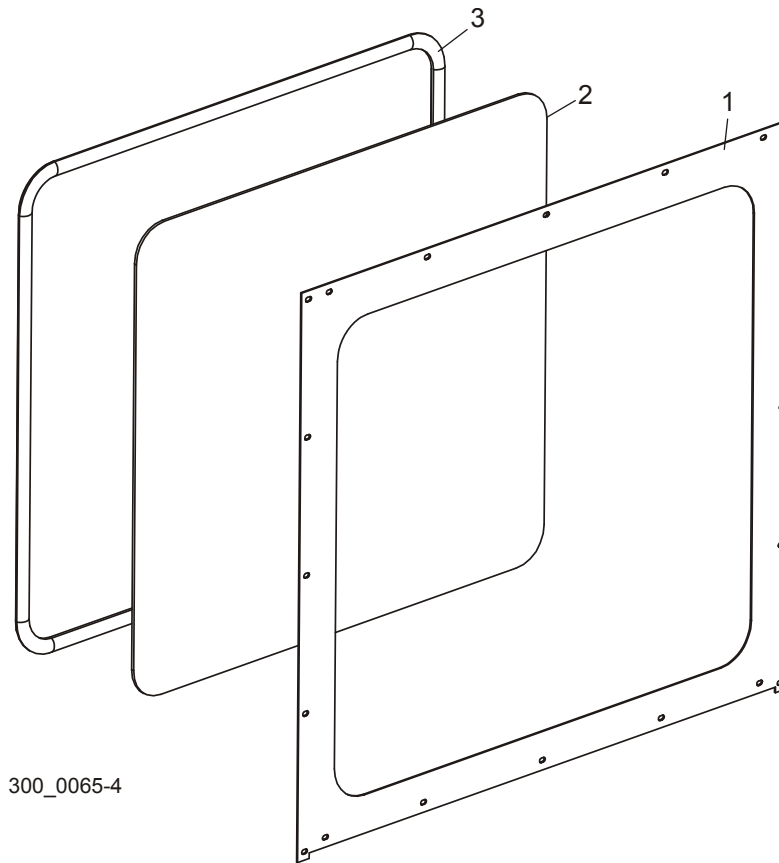
<b>11</b>	Bolt, 3/8-16 x 5" Hex Head Grade 5	F05007-86	2	
<b>12</b>	Bolt, 3/8-16x1 Hex Head	F05007-7	4	
<b>13</b>	Washer, 3/8 Flat SAE	F05011-3	4	
<b>14</b>	Nut, 3/8-16 Hex Nylon Lock	F05010-10	4	
<b>15</b>	Nut, 3/8-16 Swaged lock	F05010-25	2	
<b>16</b>	Flap, Rubber Door	042638	1	
<b>17</b>	Plate, Rubber Door Flap	042637	1	
<b>18</b>	Screw, 1/4-20 x 1/2" Self-Tapping	F05015-1	5	
<b>19</b>	Washer, 3/8" SAE Flat	F05011-3	2	
<b>20</b>	Washer, 3/8" Split Lock	F05011-4	2	
<b>21</b>	Bolt, 3/8-16 x 1" Hex Head	F05007-7	2	

### 11.5 Front Panel



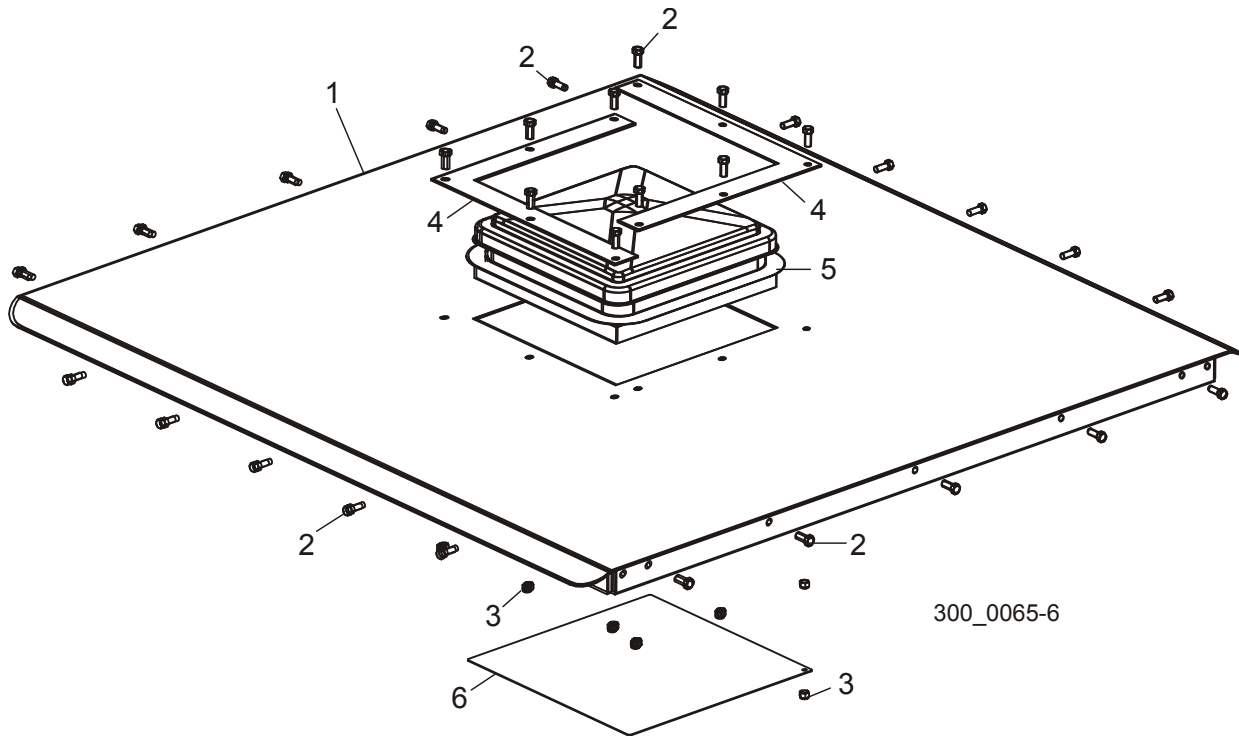
REF.	DESCRIPTION (◆ Indicates Parts Available In Assemblies Only)	PART #	QTY.
	<b>PANEL ASSEMBLY, FRONT CAB</b>	042601	1
1	Panel Weldment, Front	042641	1
2	Window, Cab Front	042631	1
3	Seal, Cab Front Window	042630	1
4	Bolt, 3/8-16x1 Hex Head	F05007-7	4
5	Washer, 3/8" SAE Flat	F05011-3	4
6	Nut, 3/8-16 Hex Nylon Lock	F05010-10	4

## 11.6 Left Panel



REF.	DESCRIPTION (◆ Indicates Parts Available In Assemblies Only)	PART #	QTY.
	<b>PANEL ASSEMBLY, LEFT</b>	042603	1
1	Panel, Left	042616	1
2	Window, Cab Side	042574	1
3	Seal, Cab Side Window	042573	1

### 11.7 Roof



REF.	DESCRIPTION (◆ Indicates Parts Available In Assemblies Only)	PART #	QTY.
	<b>ROOF ASSEMBLY, CAB</b>	<a href="#">042635</a>	1
1	Roof Weldment, Cab	042623	1
2	Bolt, 3/8-16x1 Hex Head	F05007-7	30
3	Nut, 3/8-16 Hex Nylon Lock	F05010-10	30
4	Plate, Vent Mount	016866	2
5	Vent, Plastic Dome	016867	1
6	Plate, Roof Cover	042629	1

# INDEX

---

## B

- bed frame
  - cable carrier 7-8
  - wireway 7-4, 7-6
- blade guide arm 2-9
- blade guides
  - drive side assembly 2-7
  - idle side (optional) 2-1
  - idle side assembly 2-3
- blade wheels
  - brake actuator & strap 3-7
  - drive side 3-3, 3-5
  - idle side w/brake 3-2

---

## C

- cab option 11-1
  - frame 11-2
  - front panel 11-7
  - left panel 11-8
  - rear panel 11-3
  - right panel 11-5
  - roof 11-9

---

## D

- drive assembly
  - blade motor 3-9
- drive shaft 3-1

---

## H

- hydraulics
  - log turner 8-7
  - pump & tank 8-24
  - valve 8-4

---

## L

- lube system 9-1
- lube system (optional pressure) 9-3

---

## M

- manuals 9-6

---

## O

- operator station
  - air supply 10-5
  - frame/rails/ladder 10-1
  - seat/joystick controls 10-3

---

## P

- pantograph 9-7
- parts list
  - how to use 1-1
- power feed
  - drive 6-5
  - feed chain/stops 6-7
  - lower track rollers 6-3
  - lower wireway 6-8
  - upper track rollers 6-1

---

## S

- saw head
  - blow-off assembly 4-5
  - board return 4-1
  - board return guide 4-2
  - covers 4-3
  - decals 4-9
  - head/air box 4-10
  - laser assembly 4-6

---

## T

tools 9-5

---

## U

up/down

ballscrew mount (middle) 5-6

ballscrew mount (top) 5-8

bearing rails 5-3

drive 5-4

head stop 5-9

mast pads/rollers 5-1

transducer 5-9