

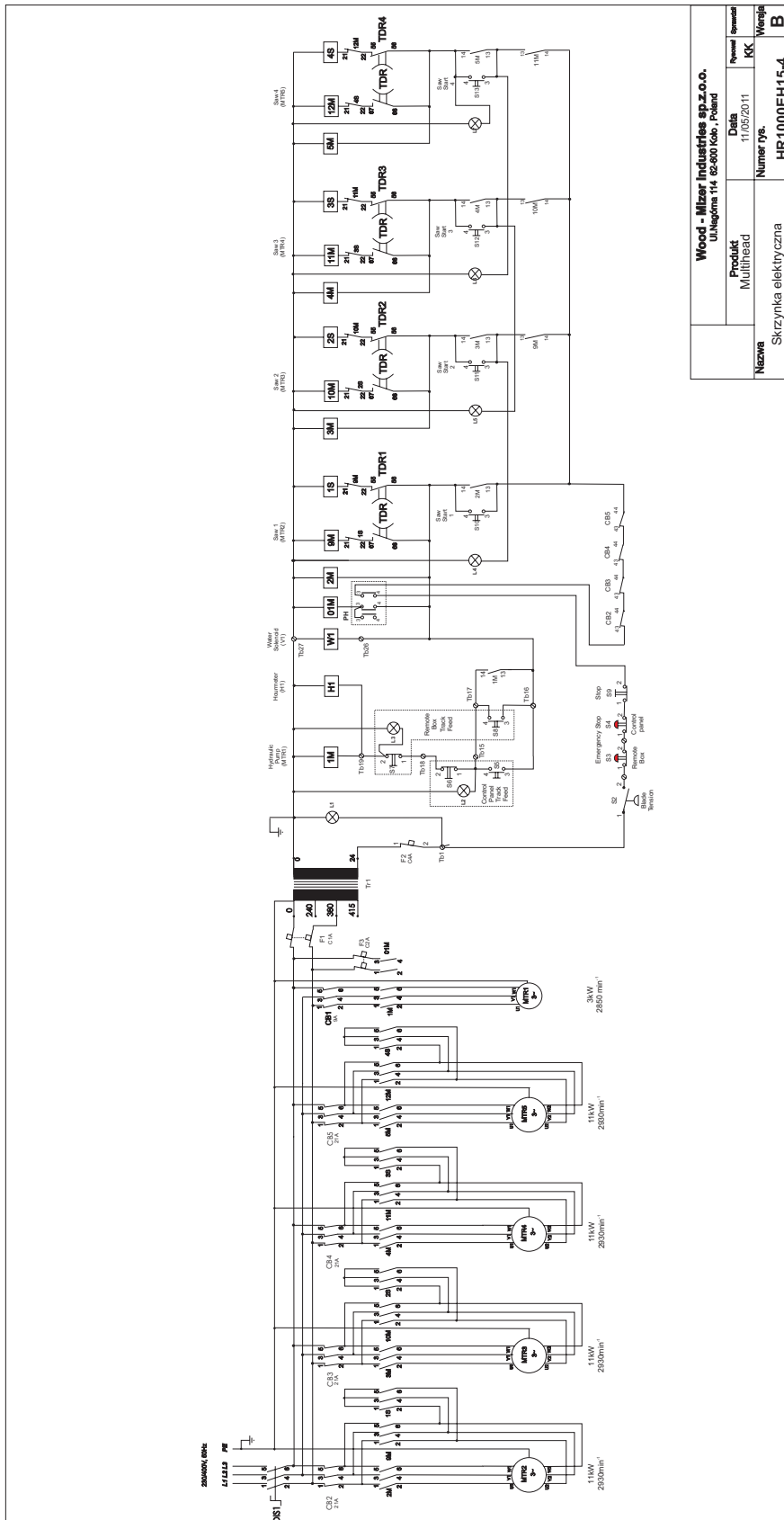
Wood-Mizer®
HR1000 (MultiHead)
**Electrical Diagrams &
Components Lists**

E15 Electric Motor
E20 Electric Motor
E25 Electric Motor

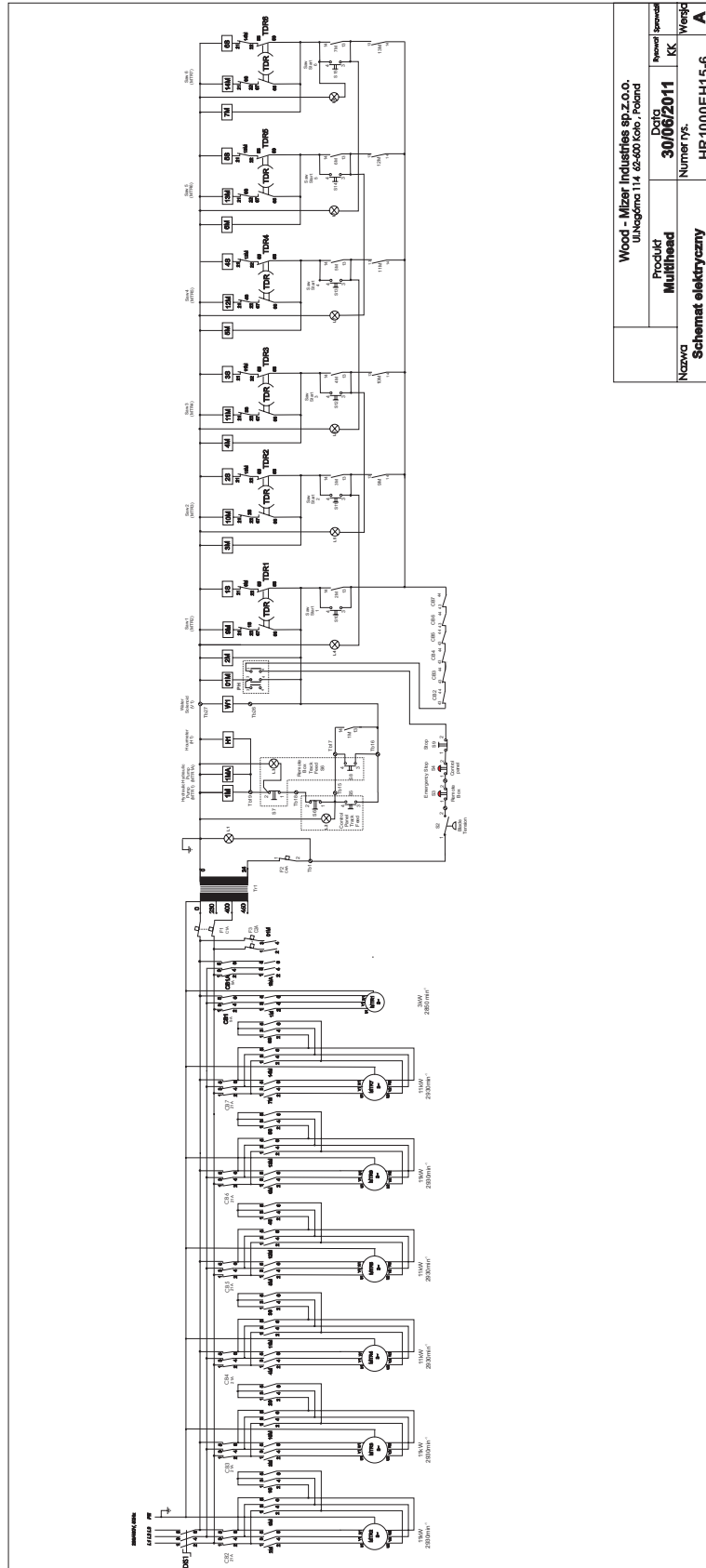


Safety is our #1 concern! Read and understand all safety information and instructions before operating, setting up or maintaining this machine.

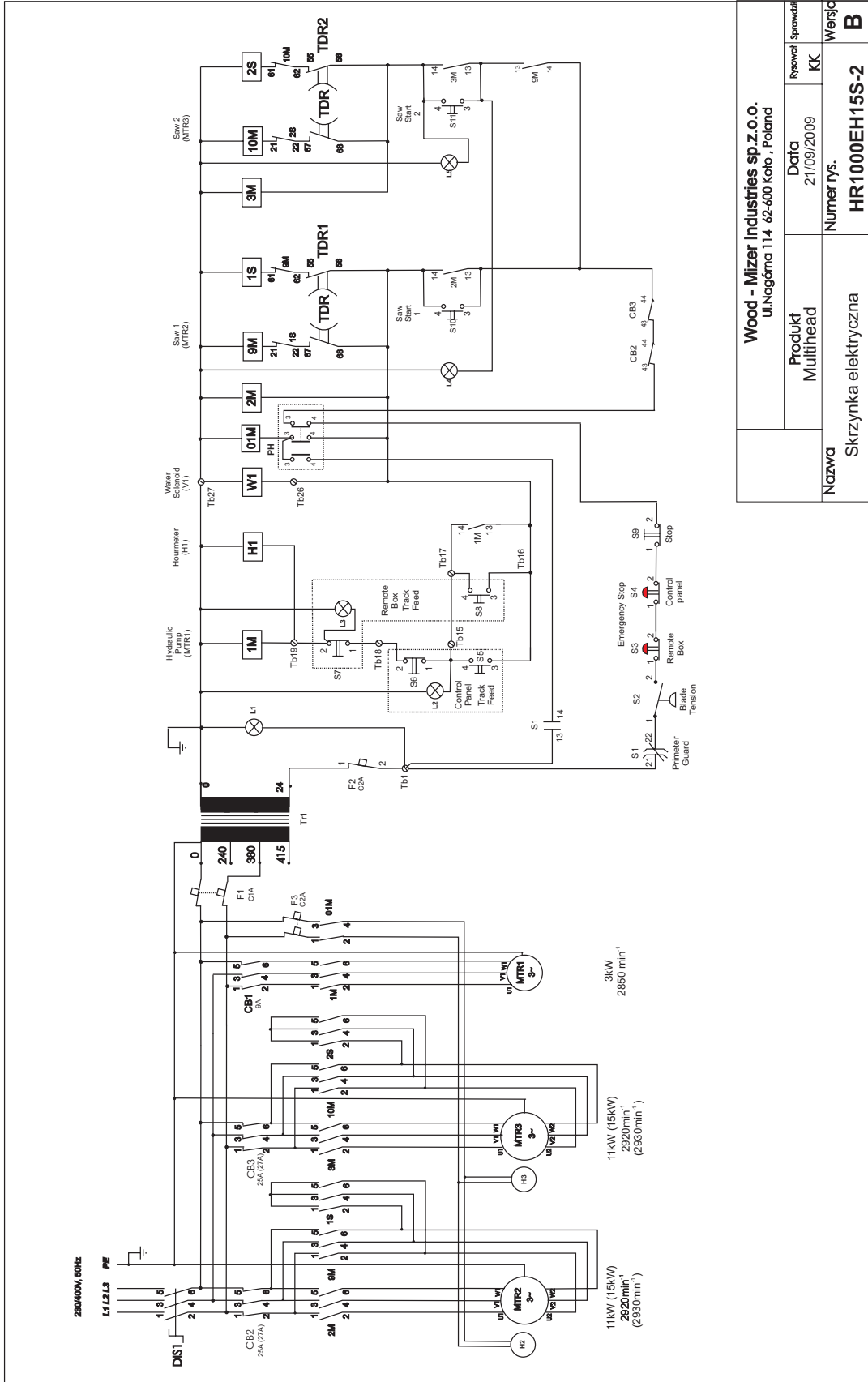
Form #962



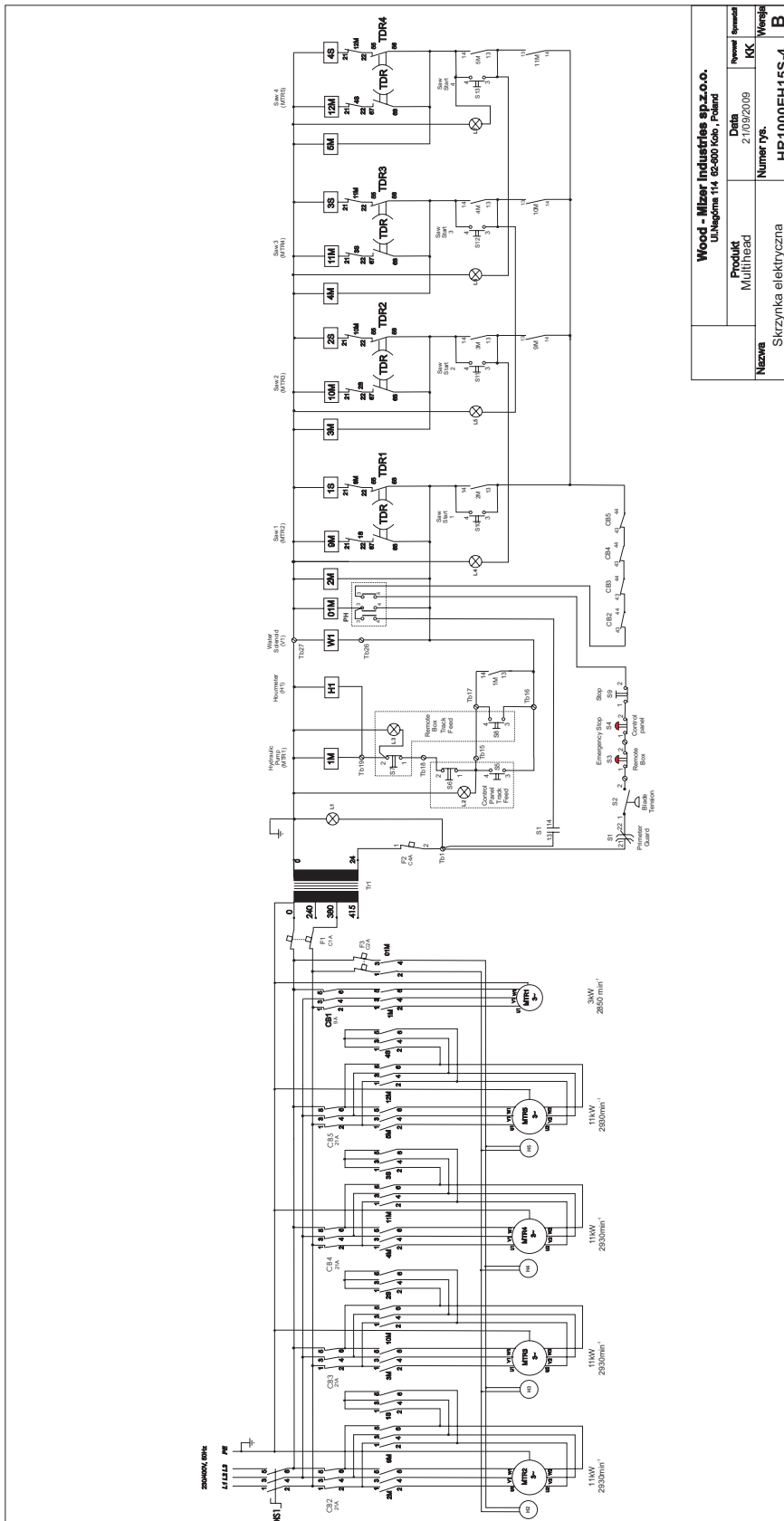
Wood - Mizer Industries sp.z.o.o. ul. Jagonna 114 62-600 Kob. Poland		Project	Revision
Product	Multinead	Date	11/05/2011
Name	Skryzynka elektryczna	Number	rys.
	HR1000EH15-4	Version	B



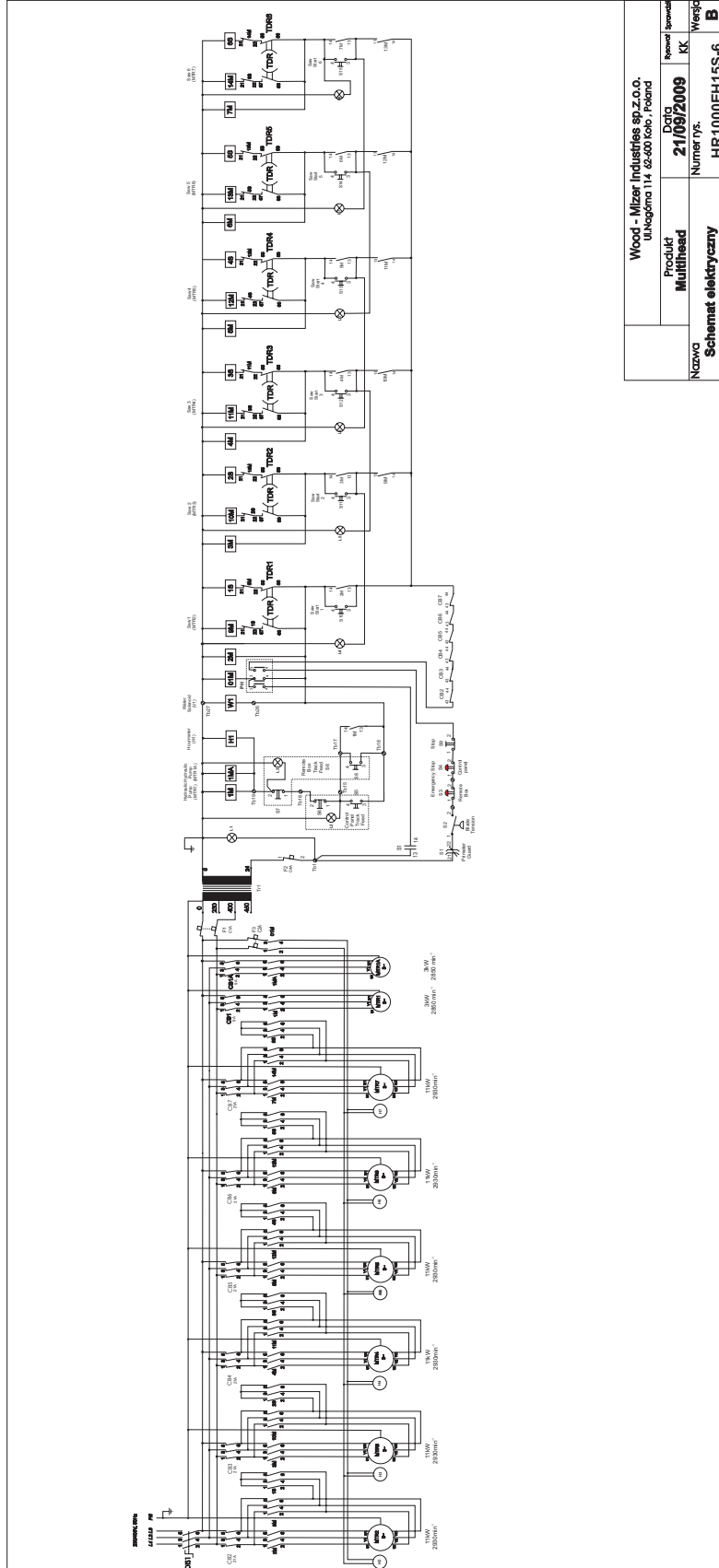
Wood - Mizer Industries sp.z.o.o. ul. Niegomska 114 62-500 Kole, Poland		Revised	Issued
Product	30/06/2011	KX	
Multithread	Number/ys.		
HR1000EH15-6			
Nazwa Schemat elektryczny		Wersja A	



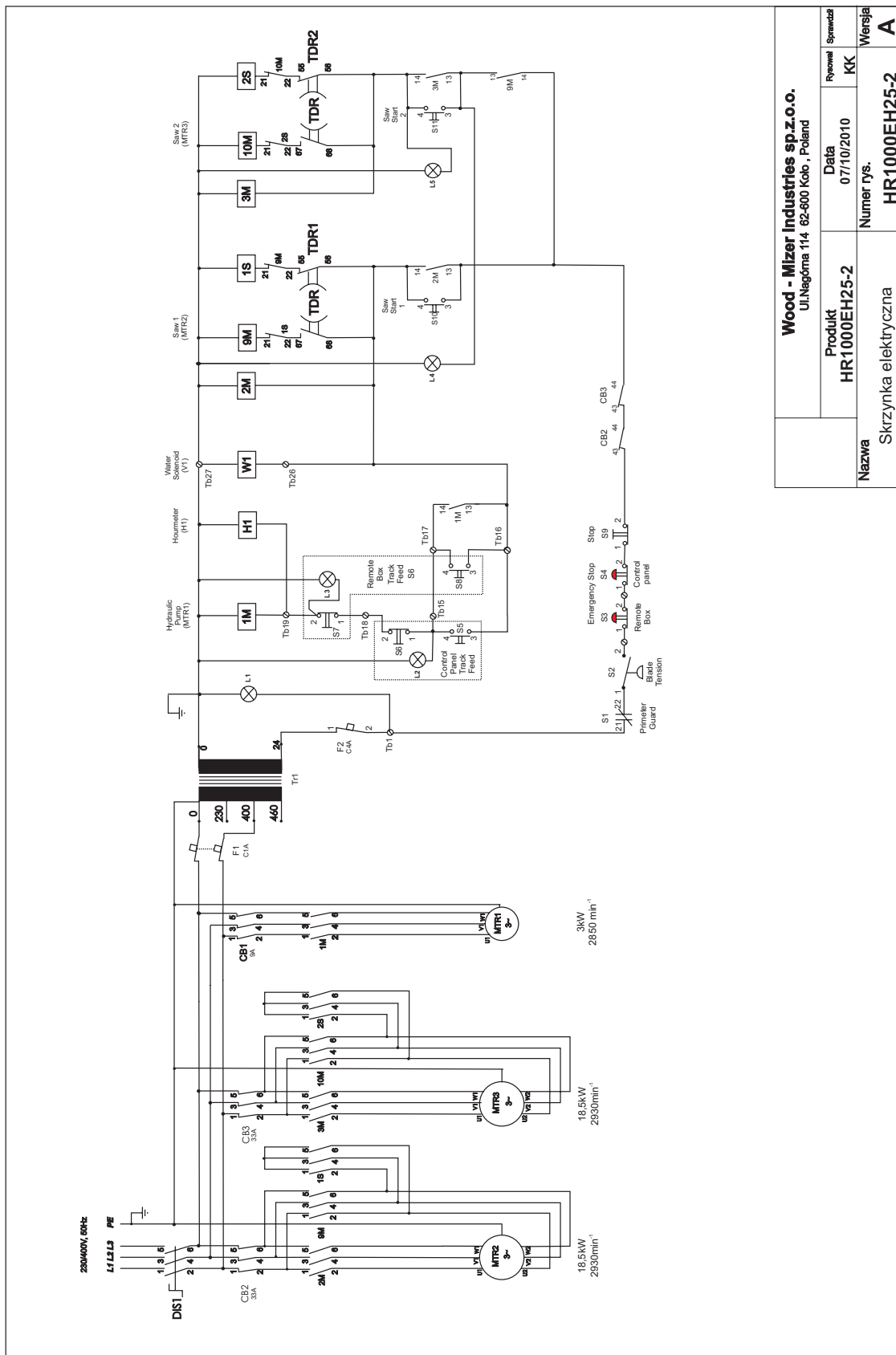
Wood - Mizer Industries sp.z.o.o. ul.Nagorna 114 62-600 Koło, Poland		
Produkt	Data	Rysował
Multinead	21/09/2009	KK
Nazwa	Numer rys.	Wersja
Skrzynka elektryczna	HR1000EH15S-2	B



Wood - Mizer Industries sp.z.o.o. Ul.Napomina 114 62-800 Kato, Poland	
Produkt	Multthead
Data	2-10/92/2009
Wersja	KK
Nazwa	Skrzynka elektryczna
Numer rys.	HR1000EH15S-4
Wersja	B

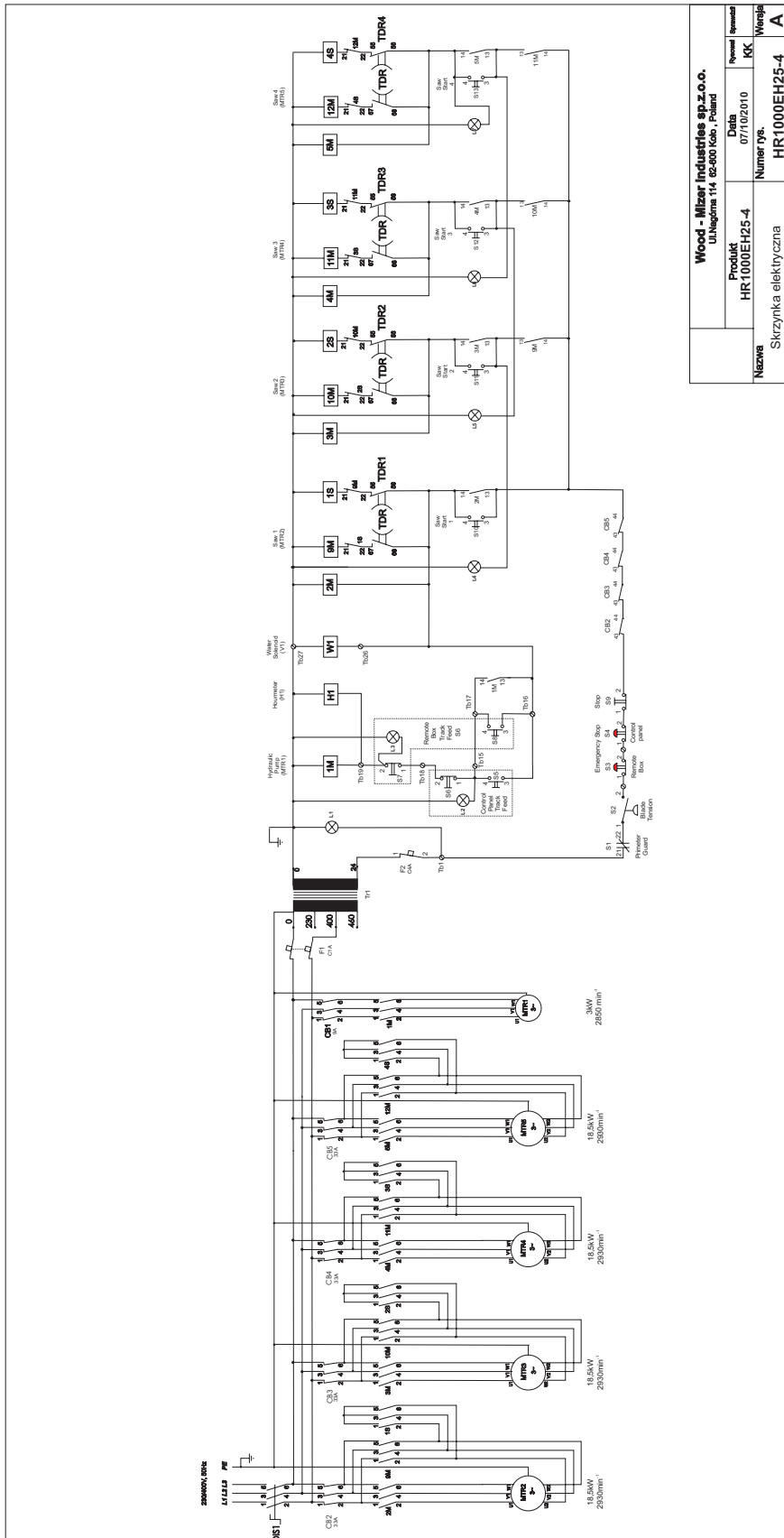


Wood - Mizer Industries sp.z.o.o. ul. Bogoma 114, 62-600 Koło, Poland		Approved by: KK	
Produkt Multthead	Data 21/09/2009	Wersja B	
Nazwa Schemat elektryczny		Numer rys. HR1000EH15S-6	

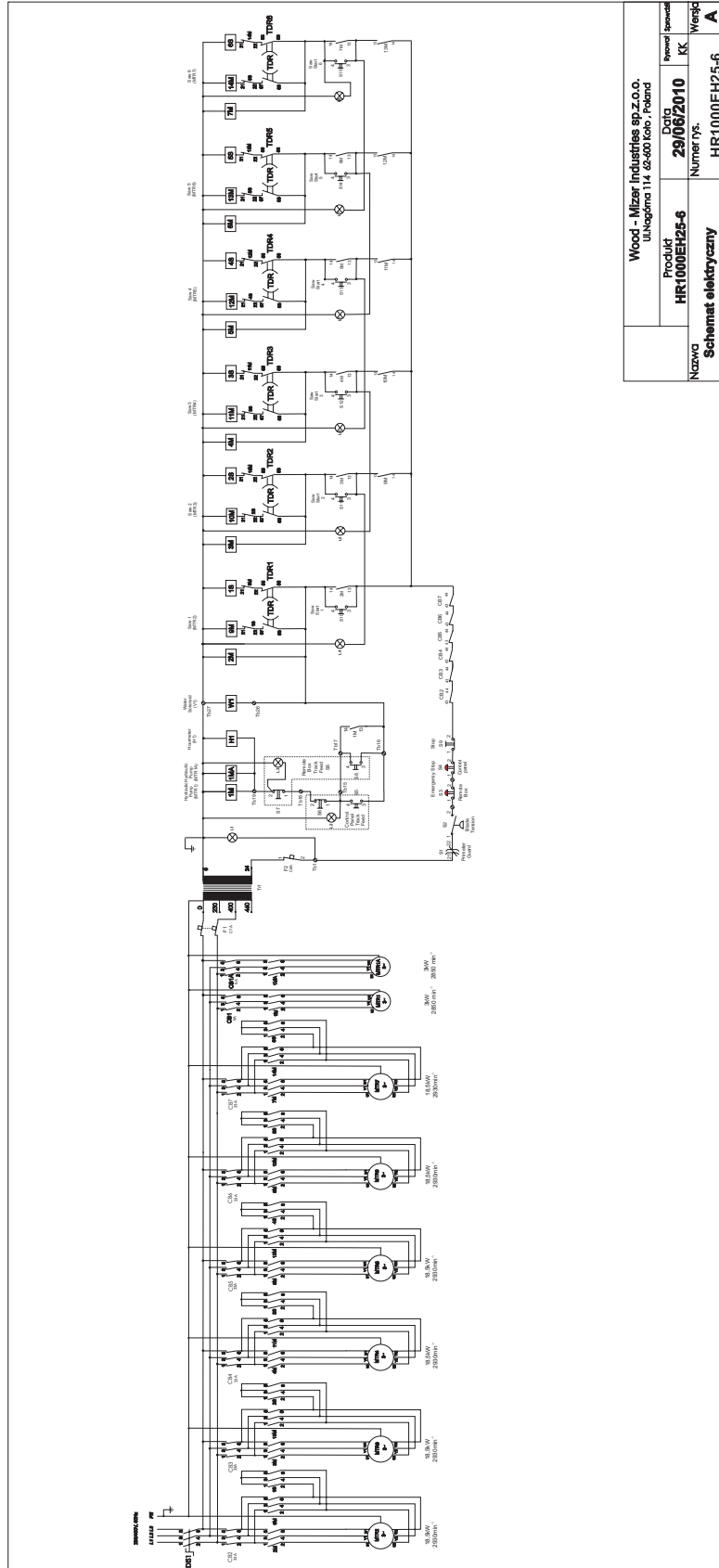


Wood - Mizer Industries sp.z.o.o.
Ul.Nagõma 114 62-600 Kolo, Poland

Nazwa	Skrzynka elektryczna		Wersja	A
	Produkt	HR1000EH25-2		
	Data	07/10/2010	Przeanalizowany	SK
			Sprawdzony	KK



Wood - Mixer Industries sp. z o.o. Ul. Niepokorna 114 62-800 Koko, Poland	
Product	HR1000EH25-4
Date	07/10/2010
Revision	KK
Name	Skrzynka elektryczna
Number	HR1000EH25-4
Version	A



Wood - Mizer Industries sp. z o.o. Ul. Nagorna 14, 65-400 Kolo, Poland	
Projekt HR1000EH25-6	Spisany / Issued KK
Nazwa Schemat elektryczny	Wzrost / Growth A
Numery / Numbers HR1000EH25-6	Data / Date 20/06/2010

HR1000EH15 (11kW) electric component list.

	Symbol	Manufacturer	WM No	Name-Type
1	DIS1	SCHNEIDER ELECTRIC	091552	Switch INTERPACT INS160 3P
2	CB2, CB3, CB4, CB5, CB6, CB7	SCHNEIDER ELECTRIC	084330	Motor Switch GZ1 M21
3	2M, 3M, 4M, 5M, 6M, 7M, 9M, 10M, 11M, 12M, 13M, 14M	SCHNEIDER ELECTRIC	084306	Contactor LC1 D18 B7
4	1S, 2S, 3S, 4S, 5S, 6S 01M, 1M, 1MA	SCHNEIDER ELECTRIC	084305	Contactor LC1 D09 B7
5	CB1, CB1A	SCHNEIDER ELECTRIC		Motor Sole- noid/Breaker Gz1 M14
6	F1	SCHNEIDER ELECTRIC	091554	Modular Switch C60N C2P 1A 24331
7	F2	SCHNEIDER ELECTRIC	088278	Modular Switch C60N 2A 24396
8	TR1	BREVE	090924	Transformer TMM300/A 110/240/380/4 15/460/24
9	TDR1, TDR2, TDR3, TDR4, TDR5, TDR6	SCHNEIDER ELECTRIC	084037	Time Relay LR2DS2
10	L1	MOELLER	090448	Control Light M22 White LED24V
11	MTR1, MTR1A	BALDOR	P22735	Hydraulic Pump Motor 35L432S377
12	MTR2, MTR3, MTR4, MTR5	SIEMENS	P85186	Blade Motors 1LA91312LA6 0

Electrical Informations

13	S2	SCHNEIDER ELECTRIC	E22726	Oil pressure sensor 9012 GTG-2
14	S3, S4	SCHNEIDER ELECTRIC	086556	Emergency Stop Switch XB4 BS542
15	S5, S6	MOELLER	090452	START-STOP Button M22 DDL-GR-X1/X 0/K11/230-W
16	S7	MOELLER	090926	Button STOP M22-D-R-X0/K 01
17	S8	MOELLER	090925	Button START M22 XDL-G-X1/K1 0
18	H1	SCHNEIDER ELECTRIC	091356	Hour Meter XB5DSB
19	W1	GEMLINE	E22772	Valve, B11-420 Solenoid

HR1000EH15S (11kW) electric component list (CE Version).

	Symbol	Manufacturer	WM No	Name-Type
1	DIS1	SCHNEIDER ELECTRIC	091552	Switch INTERPACT INS160 3P
2	CB2, CB3, CB4, CB5, CB6, CB7	SCHNEIDER ELECTRIC	084330	Motor Switch GZ1 M21
3	2M, 3M, 4M, 5M, 6M, 7M, 9M, 10M, 11M, 12M, 13M, 14M	SCHNEIDER ELECTRIC	084306	Contacteur LC1 D18 B7
4	1S, 2S, 3S, 4S, 5S, 6S 01M, 1M, 1MA	SCHNEIDER ELECTRIC	084305	Contacteur LC1 D09 B7
5	CB1, CB1A	SCHNEIDER ELECTRIC		Motor Sole- noid/Breaker Gz1 M14
6	F1	SCHNEIDER ELECTRIC	091554	Modular Switch C60N C2P 1A 24331
7	F2	SCHNEIDER ELECTRIC	088278	Modular Switch C60N 2A 24396
8	TR1	BREVE	090924	Transformer TMM300/A 110/240/380/4 15/460/24
9	TDR1, TDR2, TDR3, TDR4, TDR5, TDR6	SCHNEIDER ELECTRIC	084037	Time Relay LR2DS2
10	L1	MOELLER	090448	Control Light M22 White LED24V
11	MTR1, MTR1A	BALDOR	P22735	Hydraulic Pump Motor 35L432S377
12	MTR2, MTR3, MTR4, MTR5	INDUKTA	089049	Blade Motors 1LA91312LA60

Electrical Informations

13	S1	SCHMERSAL	094232	Switch AZ17-11ZRK Perimeter Safety
14	S2	SCHNEIDER ELECTRIC	E22726	Oil pressure sensor 9012 GTG-2
15	S3, S4	SCHNEIDER ELECTRIC	086556	Emergency Stop Switch XB4 BS542
16	S5, S6	MOELLER	090452	START-STOP Button M22 DDL-GR-X1/X 0/K11/230-W
17	S7	MOELLER	090926	Button STOP M22-D-R-X0/K 01
18	S8	MOELLER	090925	Button START M22 XDL-G-X1/K1 0
19	H1	SCHNEIDER ELECTRIC	091356	Hour Meter XB5DSB
20	W1	GEMLINE	E22772	Valve, B11-420 Solenoid

HR1000EH25-4 (18,5kW) electric component list

	Symbol	Manufacturer	WM No	Name-Type
1	DIS1	SCHNEIDER ELECTRIC	091552	Switch INTERPACT INS160 3P
2	CB2, CB3, CB4, CB5, CB6, CB7	SCHNEIDER ELECTRIC	090436	Motor Switch GV3P40
3	2M, 3M, 4M, 5M, 10M, 11M, 12M, 13M, 14M	SCHNEIDER ELECTRIC	090923	Contactor LC1 D25 B7
4	1S, 2S, 3S, 4S	SCHNEIDER ELECTRIC	084306	Contactor LC1 D18 B7
5	1M	SCHNEIDER ELECTRIC	084305	Contactor LC1 D09 B7
6	CB1	SCHNEIDER ELECTRIC		Motor Solenoid/Breaker Gz1 M14
7	F1	SCHNEIDER ELECTRIC	091554	Modular Switch C60N C2P 1A 24331
8	F2	SCHNEIDER ELECTRIC	088278	Modular Switch C60N 2A 24396
9	TR1	BREVE	090924	Transformer TMM300/A 110/240/380/415/460/24
10	TDR1, TDR2, TDR3, TDR4	SCHNEIDER ELECTRIC	084037	Time Relay LR2DS2
11	L1	MOELLER	090448	Control Light M22 White LED24V
12	MTR1	BALDOR	P22735	Hydraulic Pump Motor 35L432S377
13	MTR2, MTR3, MTR4, MTR5, MTR6	SIEMENS	085519	Blade Motors 1LE10021DA 43-4AA0

Electrical Informations

14	S1	SCHMERSAL	094232	Switch AZ17-11ZRK Perimeter Safety
15	S2	SCHNEIDER ELECTRIC	E22726	Oil pressure sensor 9012 GTG-2
16	S3, S4	SCHNEIDER ELECTRIC	086556	Emergency Stop Switch XB4 BS542
17	S5, S6	MOELLER	090452	START-STO P Button M22 DDL-GR-X1/ X0/K11/230- W
18	S7, S9	MOELLER	090926	Button STOP M22-D-R-X0/ K01
19	S8, S10, S11, S12, S13, S14, S15	MOELLER	090925	Button START M22 XDL-G-X1/K1 0
20	H1	Kübler	091356	Hour Meter SH17
21	W1	GEMLINE	090927	Valve, SCE238A002 24VAC Solenoid
22	Tb 1 – Tb 27	SCHNEIDER ELECTRIC	F81086-9	Terminal Block AB1RR235U 2GR