

Wood-Mizer[®] Sawmill

Parts Manual

LT40L DH

rev. E5.07



Safety is our #1 concern! Read and understand all safety information and instructions before operating, setting up or maintaining this machine.

May 2002

Table of Contents

Section-Page

Form #948

*General Contact Information
Branches & Authorized Sales Centers*

SECTION 1	GENERAL INFORMATION	1-1
1.1	How To Use The Parts List	1-1
1.2	Sample Assembly	1-1
SECTION 2	BLADE GUIDE ROLLERS & ARM	2-1
2.1	Blade Guide Assembly, Idle Side (Standard).....	2-1
2.2	Blade Guide Assembly, Idle Side (Optional).....	2-3
2.3	Blade Guide Assembly, Drive Side (Optional).....	2-4
2.4	Idle Side Blade Guide Assembly, Optional (LMS).....	2-6
2.5	Blade Guide Assembly, Drive Side.....	2-8
2.6	Blade Guide Arm & Rollers.....	2-10
2.7	Blade Guide Arm Drive Assembly.....	2-11
SECTION 3	BLADE WHEELS & TENSIONER	3-1
3.1	Blade Drive Assembly.....	3-1
3.2	Idle Blade Wheel Assembly	3-2
3.3	Hydraulic Blade Tensioner Assembly.....	3-2
SECTION 4	SAW HEAD	4-1
4.1	Middle Throat Screw.....	4-1
4.2	Water Lube Solenoid Valve (not available in EC version)	4-1
4.3	Clutch Lever Assembly	4-2
4.4	Brake Assembly.....	4-4
4.5	Board Return Assembly	4-5
4.6	Water Lube Assembly	4-6
4.7	LT40DC Saw Head Decals	4-6
4.8	Blade Housing Covers	4-6
4.9	Drive Belt Covers	4-6
4.10	Sawdust Chute.....	4-6
SECTION 5	CONTROL & BATTERY BOXES	5-1
5.1	Control Assembly, LT40 Series DH	5-1
5.2	Control Assembly (Gas/Diesel), Optional Equipment	5-3
5.3	Control Box Bracket.....	5-5
5.4	Drum Switches	5-5
5.5	Circuit Breakers	5-5
5.6	Solenoid Assemblies	5-5
5.7	Battery Box Assembly, LT40 Series	5-5
5.8	Fuse Box Assembly, LT40 Series	5-5

Table of Contents

Section-Page

SECTION 6	UP/DOWN SYSTEM	6-1
6.1	Saw Head V-Brace Mount	6-1
6.2	Blade Height Scale	6-2
6.3	Up/Down Chain & Sprockets.....	6-2
6.4	Up/Down Motor Assembly, LT40 Series	6-2
6.5	Up/Down Drive Assembly, LT40 Series	6-2
SECTION 7	POWER FEED & TRACK ROLLERS	7-1
7.1	Upper Track Rollers And Wipers.....	7-1
7.2	Power Feed Assembly,	7-2
7.3	Feed Chain/Stop, LT40 Series	7-4
7.4	Lower Track Rollers	7-6
SECTION 8	BED FRAME ASSEMBLY	8-1
8.1	Clamp Mount Assembly, Front (AH5/7).....	8-2
8.2	Clamp Mount Assembly, Rear (AH5/7).....	8-4
8.3	Bed Rail Assembly (L Type Frame)	8-5
8.4	Bed Rail Assembly (L Type Frame)	8-6
8.5	Bed Rail Assembly (L Type Frame)	8-7
8.6	Bed Rail Assembly (L Type Frame)	8-8
8.7	Leg, Stationary	8-9
8.8	Pivot Bed Rail Assembly.....	8-10
8.9	Log Side Support Assembly (Manual)	8-11
8.10	Board Return Table (LT40L Option)	8-13
8.11	Board Return Table (LT70L Option)	8-15
8.12	Bed Frame Decals.....	8-17
8.13	Saw Head Support Assembly	8-18
8.14	Long Table	8-19
8.15	LT70 L Saw Head Support Assembly	8-21
8.16	Bed Rail Assembly, Front And Rear	8-22
8.17	(Manual)Saw Head Rest Pin Assembly	8-24
8.18	Tie Down Chain Assembly	8-26
8.19	Board Return Roller Assembly	8-27
SECTION 9	HYDRAULIC SYSTEM	9-1
9.1	Hydraulic hoses, LT20L/LT40L/LT70L	9-1
	<i>Protective Conduits, LT70 Series A/DH Hydraulic Hoses</i>	
9.2	Hydraulic Control Box LT70L DH15	9-3
9.3	Hydraulic Control Box	9-5
9.4	Hydraulic Power Supply Strip.....	9-6
9.5	Hydraulic Log Loader	9-7
9.6	Hydraulic Log Turner.....	9-8
9.7	Hydraulic Log Clamp, Front and Rear	9-10
9.8	Hydraulic Log Clamp	9-12

Table of Contents

Section-Page

9.9 Hydraulic Toe Board, Middle.....9-13
9.109-14
9.11 Hydraulic Log Side Supports (L Type Frame).....9-15
9.12 Hydraulic Log Clamp9-17
9.13 Hydraulic Toe Board9-19
9.14 Power Toe Roller (Option)9-20
9.15 Power Toe Roller (Option)9-21

Getting Service

Wood-Mizer is committed to providing you with the latest technology, best quality and strongest customer service available on the market today. We continually evaluate our customers' needs to ensure we're meeting current wood-processing demands. Your comments and suggestions are welcome.

General Contact Information

From Europe call your local distributor or our European Headquarters and Manufacturing Facility in Koło, Nagórna 114 St, Poland at **+48-63-2626000**. From the continental U.S., call our U.S. Headquarter 8180 West 10th St. Indianapolis, IN 46214, toll-free at **1-800-525-8100**. Ask to speak with a Customer Service Representative. Please have your machine identification number and your customer number ready when you call. The Service Representative can help you with questions about the operation and maintenance of your machine. He also can schedule you for a service call.

Office Hours:

Country	Monday - Friday	Saturday	Sunday
Poland	7 a.m.- 3 p.m.	Closed	Closed
US	8 a.m.- 5 p.m.	8 a.m.- 12 p.m	Closed

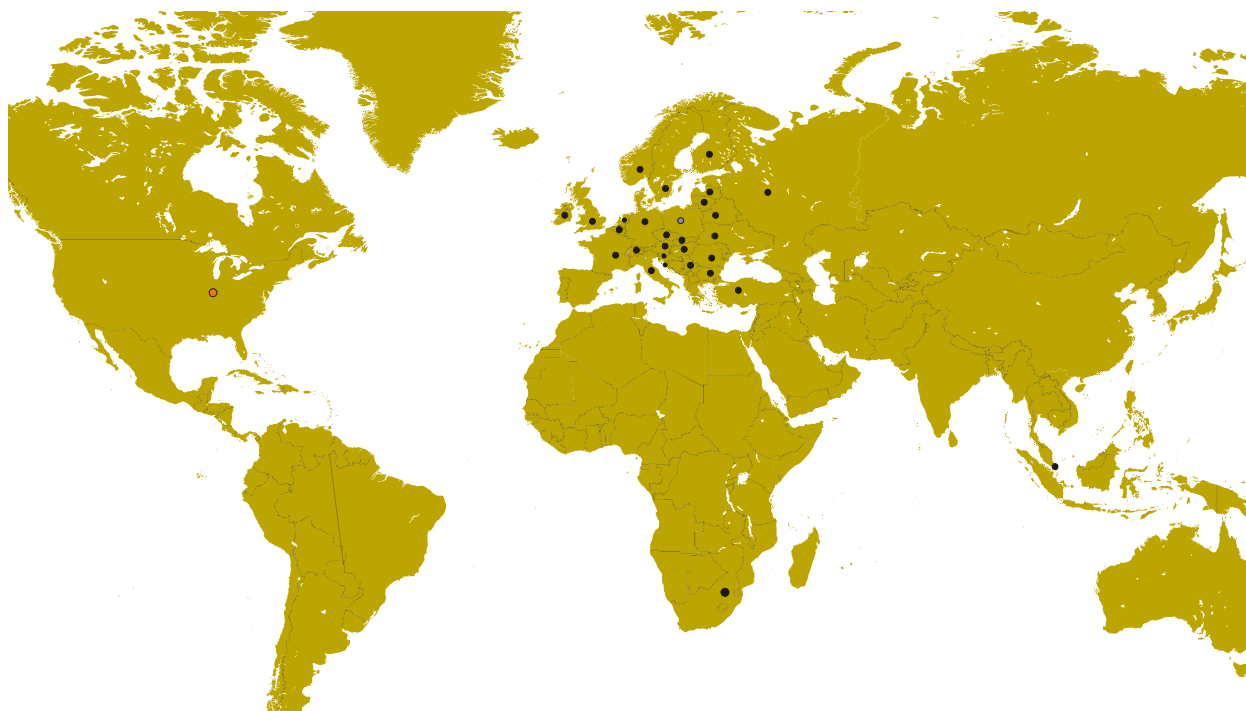
Please have your vehicle identification number and your customer number ready when you call.

Wood-Mizer will accept these methods of payment:

- Visa, Mastercard, or Discover
- COD
- Prepayment
- Net 15 (with approved credit)

Be aware that shipping and handling charges may apply. Handling charges are based on size and quantity of order.

Branches & Authorized Sales Centers



EUROPE		UNITED STATES
<p>European Headquarters Wood-Mizer Industries Sp. z o.o. Nagórna 114, 62-600 Kolo, Poland Tel.: +48-63-26-26-000 Fax: +48-63-27-22-327 www.woodmizer.eu</p>		<p>World Headquarters Wood-Mizer LLC 8180 West 10th Street Indianapolis, Indiana 46214-2400, USA Tel.: +1-317-271-1542 Fax: +1-317-273-1011 www.woodmizer.com</p>
<p>BELARUS MOST-GRUPP Siemashko 15, k.3 Minsk 2200116 Tel.: +375-17-270-90-08 Fax: +375-17-270-90-08 GSM: +375-29-649-90-80 e-mail: most-by@mail.ru</p>	<p>SWITZERLAND Bruno Steiner Striegelgasse 2 CH-6214 Schenkon Tel.: +41-41-921-13-01 Fax: +41-41-922-18-87 e-mail: info@mobilsaegen.ch</p>	<p>RUSSIA Dariusz Mikołajewski OOO WOOD-MIZER INDUSTRIES 141031, Moscow Reg., Mytishenski raj., pos. Veshki, Zavodskaja str., 3B Tel.Fax: +7(495) 788-72-35 Tel.Fax: +7(495) 641-51-60 e-mail: dariuszm@woodmizer-moscow.ru</p>
<p>BULGARIA Kalin Simeonov Ecotechproduct 38 Star Lozenski pat str. Sofia 1186 Tel.: +359-2-462-7035 Tel.: +359-2-963-1656 Tel./Fax : +359-2-979-1710 Kalin Simeonov GSM: +3592-963-2559 e-mail: office@ecotechproduct.com</p>	<p>HUNGARY Wiktor Turoczy Wood-Mizer Hungary K.F.T. Szonyi Ut 67., 2921 Komárom Tel./Fax: +36-34-346-255 e-mail: woodmizer@woodmizer.hu</p>	<p>RUSSIA Far East Wladimir Glazczew "WM Service" Krasnoretschenskaya Str.111 680006 Khabarovsk Tel./Fax: +7-914-541-1183 e-mail: wms-khv@mail.ru</p>

<p>CROATIA Krešimir Pregernik Pregimex d.o.o. S. Batušića 31, 10090 Zagreb Tel./Fax: +3851-38-94-668 Krešimir Pregernik GSM: +3851-98-207-106 e-mail: Kresimir.Pregernik@gmail.com</p>	<p>ITALY Pasquale Felice Wood-Mizer Italia Srl Cda. Capoiaccio SN 86012 Cercemaggiore Campobasso Tel./Fax: +39-0874-798-357 GSM: +39-333-281-03-79 e-mail: wmitaliasrl@gmail.com</p>	<p>SERBIA Dragan Markov Wood-Mizer Balkan d.o.o. Svetosavska GA 3/3; P. Fah 25 23 300 Kikinda Tel./Fax: +381-230-25-754 Tel./Fax: +381-230-23-567 GSM: +381-63-568-658 e-mail: office@woodmizer.co.yu</p>
<p>CZECH REPUBLIC Miroslav Greill Wood-Mizer CZ s.r.o. Osvaldova 91 339 01 Klatovy-Luby Tel./Fax: +420-376-312-220 Fax: +420-376-319-011 Miroslav Greill GSM: +420-723-580-799 e-mail: greill@woodmizer.cz</p>		<p>SLOVAKIA Wiktor Turoczy Wood-Mizer Danubia s.r.o. Hadovce 5, 94501 Komárno Tel.: +421-35-77-40-316 Fax: +421-35-7740-326 GSM: +421-905-930-972 e-mail: woodmizer@woodmizer.sk</p>
<p>CZECH REPUBLIC Lubomir Kudlik Wood-Mizer Moravia Sovadinova 6 69002 Breclav Tel./Fax: +420-519-322-443 Lubomir Kudlik GSM: +420-602-734-792 e-mail: info@wood-mizer.net</p>	<p>LATVIA Vilmars Jansons OBERTS Ltd Gaujas str. 32/2 LV-2167 Marupe, Rigas Raj. Tel.: +371-7-810-666 Fax: +371-7-810-655 Vilmars Jansons GSM: +371-92-06-966 Andris Orols GSM: +371-28-33-07-90 e-mail: andris@oberts.lv</p>	<p>TURKEY Er-Ka Ahsap Profil Kerestecilik San. ve Tic. Ltd. Sti. Adana Keresteciler Sitesi 191 sk No.41 ADANA Tel.: +90-322-346-15-86 Fax: +90-322-345-17-07 GSM: +90-533-363-18-44 e-mail: info@erkaahsap.com.tr</p>
<p>FINLAND Howard Blackburn Oy Falkberg Jordbruk Ab Falkintie 220 25610 Ylonkyla Tel.: +358-2732-2253 Fax: +358-2732-2263 Howard Blackburn GSM: +358-440-424-339 e-mail: falkberg@woodmizer.fi</p>	<p>LITHUANIA Andrius Zuzevicius UAB Singlis Savanoriu pr. 187, 2053 Vilnius Tel.: +370-5-2-32-22-44 Fax: +370-5-2-64-84-15 GSM: +370-620-28-645 e-mail: andrius.z@singlis.lt</p> <p>Dmitrij Gaiduk GSM: +370-69-84-51-91 e-mail: dmitrijus.g@singlis.lt</p>	<p>UKRAINE Ivan Vinnicki MOST UKRAINA bul. Myru 3, Bajkivtsi Ternoplskyj r-j Ternopolska oblast 47711 Ukraine Tel/Fax: +38 (0352) 52 37 74 GSM: +38 (067) 352 54 34 GSM: +38 (067) 674 50 68 E-mail: most-ukraina@ukr.net</p>
<p>FRANCE Laurence Serrurier Wood-Mizer France Zac du Prè Marechal Route de Fruges 62560 Fauquembergues Tel: +33-321-930-544 Fax: +33-321-930-990 GSM: +33-607-025-282 Mail: lserrurier@woodmizer.fr</p>	<p>NORWAY Odd Edvoll Wood-Mizer Nordic AS Vardelia 17, 2020 Skedsmokorset Tel.: +47-63-87-49-89 Fax: +47-63-87-37-66 GSM: +47-930-42-335 e-mail: odd.edvoll@woodmizer.no</p> <p>e-mail: firmapost@woodmizer.no</p>	<p>UNITED KINGDOM & IRELAND Wood-Mizer UK Hopfield Barn Kenward Road, Yalding Kent ME18 6JP, UK Tel.: +44-1622-813-201 Fax: +44-1622-815-534 e-mail: info@woodmizer.co.uk</p>
<p>SLOVENIA Jan Fale FAMTEH d.o.o. Gacnikova pot 2, 2390 Ravne na Koroskem Tel.: +386-2-62-04-232 Fax: +386-2-62-04-231 Jan Fale GSM: +386-2-62-04-230 e-mail: jan.fale@famteh.si</p> <p>Matjaz Kolar Tel.: +386-2-62-04-232 GSM: +386-31-775-999 e-mail: matjaz.kolar@famteh.si</p>		

<p>GERMANY Klaus Longmuss Wood-Mizer Sägewerke GmbH Dorfstraße 5, 29485 Schletau Tel.: +49-5883-9880-10 Fax: +49-5883-9880-20 e-mail: info@woodmizer.de</p> <p>Klaus Longmuss Tel.: +49-5883-9880-12 GSM: +49-17-298-55-892 e-mail: KLongmuss@woodmizer.de</p>	<p>Subagent: SWEDEN Kjell Larsson Mekwood AB Slingan 14, 812 41 Gästrike-Hammarby Tel.: +46-290-515-65 Kjell Larsson GSM: +46-706-797-965 e-mail: kjell.larsson@mekwood.se</p>	<p>IRELAND Wood-Mizer Ireland Stephen Brennan Cum Lahardane Ballina County Mayo Tel:+353 96 51345</p> <p>E-mail: brennanmill@ericom.net</p>
<p>Subagents: DENMARK Brian Jensen Arnborgvej 9, 7330 Brande- Fasterholt Tel.: +45-971-88-265 Fax: +45-971-88-266 Brian Jensen GSM: +45-23-49-5828 e-mail: Fasterholt-Savvaerk@Mail.Tele.dk</p>	<p>ROMANIA Adrian Echert SC WOOD-MIZER RO SRL TRANSILVANIEI Nr. 5 Sibiu, Cisnădie 555300 Tel./Fax: : +40-369-405-433 GSM: +40-745-707-323 e-mail: aechert@woodmizer.ro</p>	<p>Regional Manager - Asia Wood-Mizer Asia Pte Ltd. James Wong Tel: +65 81216910 Fax: +65 6283 8636 WWW: www.woodmizerasia.com E-mail: jwong@woodmizerasia.com</p>
<p>Netherlands Chris Dragt Lange Brink 77d, 7317 BD Apeldoorn Tel.: +31-55312-1833 Fax: +31-55312-2042 e-mail: Info@dragtbosbouw.nl</p>	<p>Subagent: ROMANIA M. Echert S.C. Echert Comprod s.r.l Str. Schitului Nr. 6, Apt.7 etajul-1 725 70 Vatra Dornei, Romania Tel./Fax: +40-230-374-235 Tel. : +40-740-35-35-74</p>	<p>Regional Manager - Africa Wood-Mizer Africa Jean-Jacques Oelofse UNIT 3, LEADER PARK, NO: 20 CHARIOT ROAD STORMILL, EXT 5, Roodepoort, Johannesburg Tel: +27 011 473 1313 Fax: +27 011 473 2005 Jean-Jacques Oelofse E-mail: jjoelofse@woodmizerafrika.com Jean-Jacques Oelofse Skype:jean.jacques.pierre.oelofse</p>

SECTION 1 GENERAL INFORMATION

1.1 How To Use The Parts List

- Use the index above to locate the assembly that contains the part you need.
- Go to the appropriate section and locate the part in the illustration.
- Use the number pointing to the part to locate the correct part number and description in the table.
- Parts shown indented under another part are included with that part.
- Parts marked with a diamond (◆) are only available in the assembly listed above the part.

See the sample table below. Sample Part #A01111 includes part F02222-2 and subassembly A03333. Subassembly A03333 includes part S04444-4 and subassembly K05555. The diamond (◆) indicates that S04444-4 is not available except in subassembly A03333. Subassembly K05555 includes parts M06666 and F07777-77. The diamond (◆) indicates M06666 is not available except in subassembly K05555.

1.2 Sample Assembly				
REF	DESCRIPTION (◆ Indicates Parts Available In Assemblies Only)	PART #	QTY.	
	Sample Assembly, Complete (Includes All Indented Parts Below)	A01111	1	
1	Sample Part	F02222-22	1	
	Sample Subassembly (Includes All Indented Parts Below)	A03333	1	
2	Sample Part (◆ Indicates Part Is Only Available With A03333)	S04444-4	1	◆
	Sample Subassembly (Includes All Indented Parts Below)	K05555	1	
3	Sample Part (◆ Indicates Part Is Only Available With K05555)	M06666	2	◆
4	Sample Part	F07777-77	1	

To Order Parts:

- From Europe call our European Headquarters and Manufacturing Facility in Kolo, Poland at **+48-63-2626000**. From the continental U.S., call our toll-free Parts hotline at **1-800-525-8100**. Have your customer number, vehicle identification number, and part numbers ready when you call. From other international locations, contact the Wood-Mizer distributor in your area for parts.

Office Hours:

Country	Monday - Friday	Saturday	Sunday
Poland	7-15	Closed	Closed
US	8 a.m.- 5 a.m.	8 a.m.- 12 p.m.	Closed



CAUTION! It is strongly recommended that only original spare parts be used.

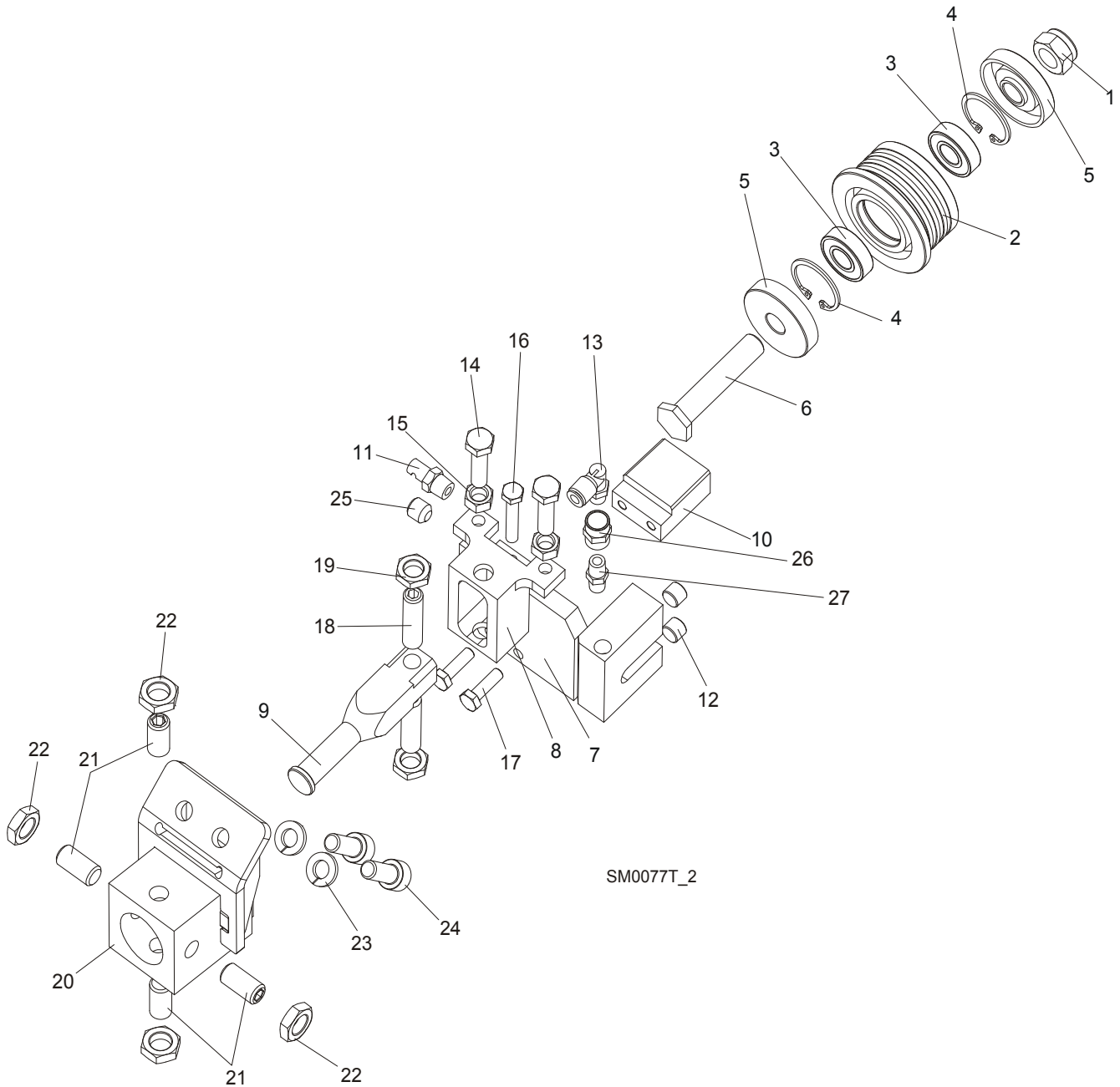


Blade Guide Rollers & Arm

Blade Guide Assembly, Idle Side (Standard)

SECTION 2 BLADE GUIDE ROLLERS & ARM

2.1 Blade Guide Assembly, Idle Side (Standard)



REF	DESCRIPTION (◆ Indicates Parts Available In Assemblies Only)	PART#	QTY.
	BLADE GUIDE ASSEMBLY, IDLE SIDE	092523	1
	BLADE GUIDE ASSEMBLY, IDLE SIDE, EXTENDED (for optional use with 1 1/2" blades)	092994	1
	Roller, Blade Guide Narrow W/Bearings	088261	1
	Roller, Blade Guide W/Bearings Extended (for optional use with 1 1/2" blades)	092939	1
1	Nut, M12-8 Hex Nylon Zinc Lock	F81034-2	1
2	Roller, Blade Guide Narrow	087889	1

	Roller, Blade Guide Extended (for optional use with 1 1/2" blades)	087890	1	
3	Bearing, 6001 2RSR NACHI	087893	2	
4	Ring, W28 Inside Retaining	F81090-9	2	
5	Washer, Spacer	087891-1	2 (1)	
	Washer, Spacer (used with the Extended Roller only) ¹	087892-1	1	
6	Bolt, Blade Guide Roller Zinc-Plated	087761-1	1	
	Bolt, Blade Guide Roller Zinc-Plated (used with the Extended Roller only)	092940-1	1	
7	Block Weldment, Nozzle Zinc-Plated	087750-1	1	
8	Block, Zinc Plated Roller Guide Adjuster	087756-1	1	
9	Shaft, Zinc-Plated Blade Guide Mount (Narrow Roller)	088255-1	1	
	Shaft, Zinc-Plated Blade Guide Mount (Wide Roller)	501406-1	1	
10	Block, Blade Guide Zinc	096956-1	1	
11	Nozzle, Blade Water Lube Spray	016637	1	
12	Plug, M10x1 DIN 906 BN40 "BOSSARD"	F81015-3	2	
13	Fitting, 90° Elbow 1/8NPT-1/4 Tube Swivel	P09736	1	
14	Bolt, M8x30 DIN933 A2-70 Stainless Steel	F81002-27	2	
15	Nut, M8 DIN934 A2-70 Stainless Steel	F81032-7	2	
16	Bolt, M6x30 DIN933 A2-70 Stainless Steel	F81001-37	1	
17	Bolt, M6x20-8.8 Hex Head Full Thread Zinc	F81001-2	2	
18	Screw, M10x1x40 DIN913 Stainless Steel Set	F81015-2	2	
19	Nut, M10x1-04-ST-A2 ISO 8675 Thin	F81033-10	2	
20	BLOCK WELDMENT, PAINTED BLADE GUIDE MOUNT	514887-1	1	
21	SCREW, M10X1X20 DIN913 STAINLESS STEEL SET	F81015-1	4	
22	NUT, M10x1-04-ST-A2 ISO 8675 THIN	F81033-10	4	
23	WASHER, 8.2 SPLIT LOCK ZINC	F81054-4	2	
24	BOLT, M8 X 20-8.8 SOCKET HEAD	F81002-30	2	
25	FITTING, 1/8 NPT SOCKET PIPE PLUG	P30127	1	
26	FITTING, 1/8FPT COUPLING	P05748	1	
27	NIPPLE, 1/8 DRY SEAL	P02764	1	

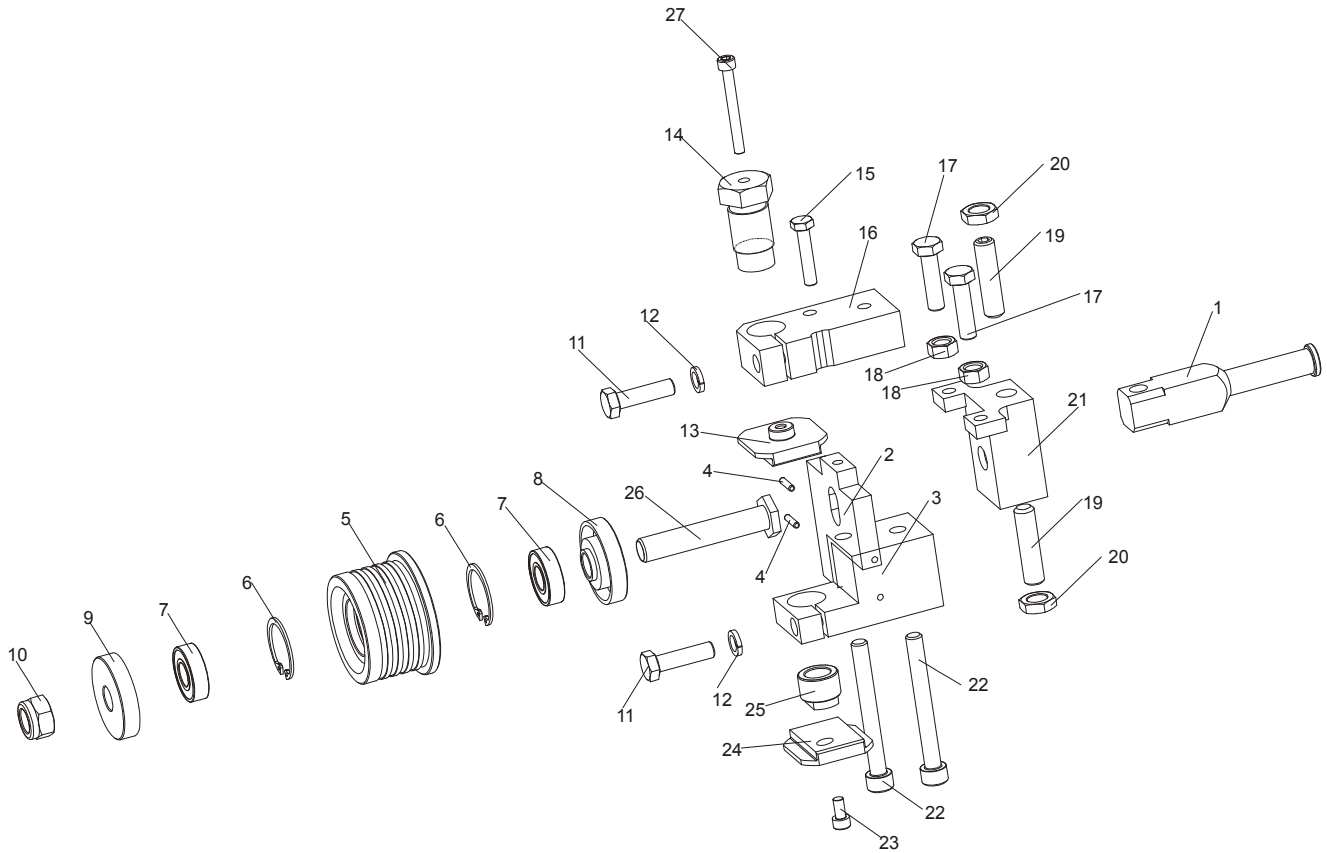
¹ Used only from the flanged side of the roller



Blade Guide Rollers & Arm

Blade Guide Assembly, Idle Side (Optional)

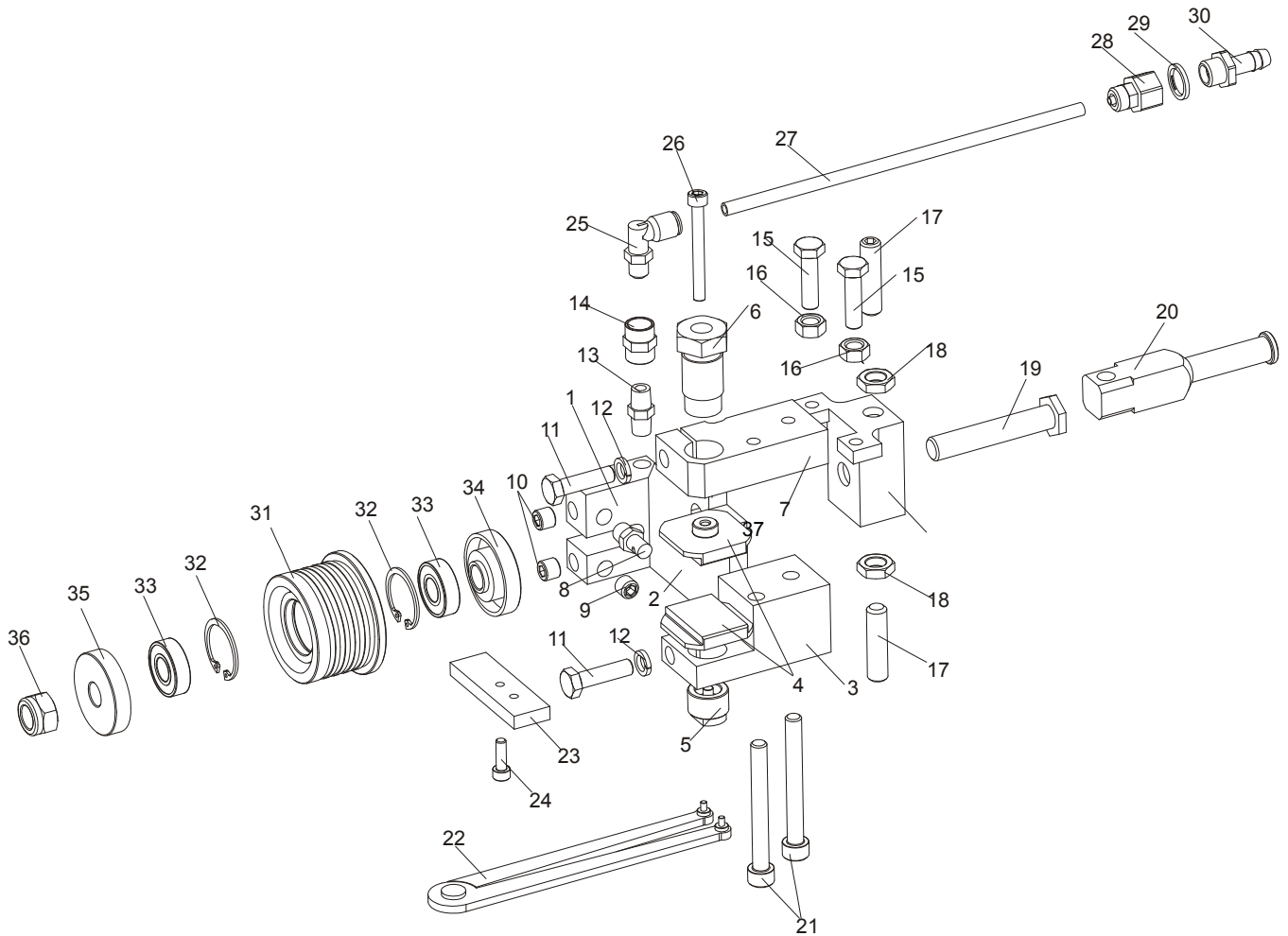
2.2 Blade Guide Assembly, Idle Side (Optional)



REF	DESCRIPTION (◆ Indicates Parts Available In Assemblies Only)	PART#	QTY.
	BLADE GUIDE ASSEMBLY, IDLE SIDE, EXTENDED (for optional use with 1 1/2" blades)	093760	1
1	SHAFT, ZINC-PLATED BLADE GUIDE MOUNT	501406-1	1
	MOUNTING PLATE ASSEMBLY	093763-1	1
2	PLATE, BLADE GUIDE MOUNTING	093761	1
3	BLOCK, LOWER PAD MOUNT	093769	1
4	PIN, 3m6x14 DIN 6325 HRC 60 ROLL	F81048-6	2
	ROLLER, BLADE GUIDE EXTENDED W/BEARINGS	092939	1
5	ROLLER, BLADE GUIDE EXTENDED	087890-0	1
2	RING, W28 INSIDE RETAINING	F81090-9	2
7	BEARING, 6001 2RSR (FAG,SKF)	087893	2
8	RING,ZINC-PLATED SPACER(FOR EXTEND.ROLL)	087892-1	1
9	WASHER, ZINC-PLATED SPACER	087891-1	1
10	NUT, M12-8 HEX NYLON ZINC LOCK	F81034-2	1
11	BOLT, M8x30 DIN933 A2-70 STAINLESS STEEL	F81002-27	2
12	WASHER, 8.2 SPLIT LOCK ZINC	F81054-4	2
13	BLOCK, BLADE GUIDE ZINC-PLATED	093430-1	1
14	BOLT, UPPER BLOCK ADJUSTMENT	089515-1	1
15	BOLT, M6x30 DIN933 A2-70 STAINLESS STEEL	F81001-37	1
16	BLOCK, UPPER PAD MOUNT	093762-1	1
17	BOLT, M8x30 DIN933 A2-70. STAINLESS STEEL	F81002-27	2
18	NUT, M8 DIN 934 A2-70 STAINLESS STEEL	F81032-7	2
19	SCREW, M10x1x40 Din913 SET STAINLESS STEEL	F81015-2	2
20	NUT, PN-EN ISO 8675-M10X1-04-St-A2 HEX THIN FINE THREAD	F81033-10	2

21	BLOCK, BLADE DEFLECTION ADJUSTMENT	087756-1	1	
22	SCREW, M8x40-8.8 HEX SOCKET HEAD CAP ZINC	F81002-29	2	
23	SCREW, M5X10 DIN 912 A2-70 HEX SOCKET HEAD CAP STAINLESS STEEL	F81000-23	1	
24	BLOCK, BLADE GUIDE ZINC-PLATED	093430-1	1	
25	SCREW, LOWER PAD ADJUSTMENT	090945-1	1	
26	BOLT, EXT. BLADE GUIDE ROLLER LONG	092940-1	1	

2.3 Blade Guide Assembly, Drive Side (Optional)



REF	DESCRIPTION (◆ Indicates Parts Available In Assemblies Only)	PART#	QTY.	
	BLADE GUIDE ASSEMBLY,DRIVE SIDE, EXTENDED (for optional use with 1 1/2" blades)	093768	1	
	NOZZLE & LOWER BLOCK MOUNT WELDMENT	093765	1	
1	BLOCK WELDMENT, NOZZLE MOUNTING	087751	1	
2	PLATE WELDMENT, MAIN	093766	1	
3	BLOCK, LOWER PAD MOUNT (LEFT)	093767	1	
4	BLOCK, BLADE GUIDE ZINC-PLATED	093430-1	2	
5	SCREW, LOWER PAD ADJUSTMENT ZINC-PLATED	090945-1	1	
6	BOLT, UPPER BLOCK ADJUSTMENT ZINC-PLATED	089515-1	1	
7	BLOCK, UPPER PAD MOUNT ZINC-PLATED	093762-1	1	
8	NOZZLE, BLADE WATER LUBE	016637	1	
9	FITTING, 1/8 NPT SOCKET PIPE PLUG	P30127	1	
10	PLUG, M10X1 DIN906 BN40 ZINC-PLATED	F81015-3	2	

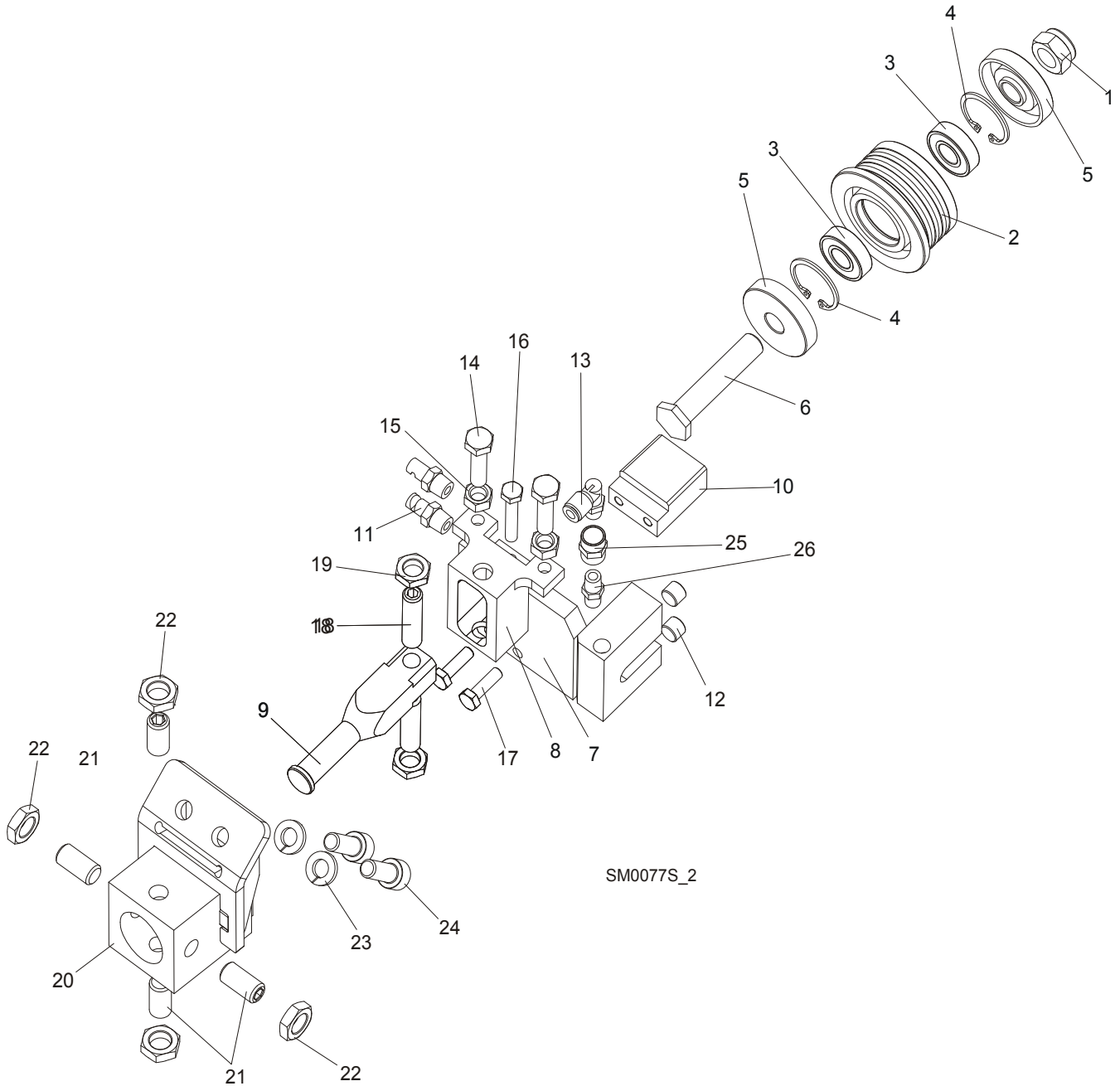
2

Blade Guide Rollers & Arm

Blade Guide Assembly, Drive Side (Optional)

11	BOLT, M8X30 DIN933 A2-70 STAINLESS STEEL	F81002-27	2	
12	WASHER, 8.2 SPLIT LOCK ZINC	F81054-4	2	
13	NIPPLE, 1/8 DRY SEAL	P02764	1	
14	FITTING, 1/8FPT COUPLING	P05748	1	
15	BOLT, M8X30 DIN933 A2-70 STAINLESS STEEL	F81002-27	2	
16	NUT, M8 DIN 934 A2-70 STAINLESS STEEL	F81032-7	2	
17	SCREW, M10X1X40 DIN913 A2-70 STAINLESS STEEL SET	F81015-2	2	
18	NUT, PN-EN ISO 8675-M10X1-04-ST-A2 HEX THIN W/FINE THREAD	F81033-10	2	
19	BOLT, EXT.BLADE GUIDE ROLLER LONG ZINC-PLATED	092940-1	1	
20	SHAFT, ZINC-PLATED BLADE GUIDE MOUNT	501406-1	1	
21	SCREW, M8X40-8.8 HEX SOCKET HEAD CAP ZINC	F81002-29	2	
22	SPANNER, 62860-3 (Perschmann) ADJUSTABLE	090949	1	
	PLATE, BLADE GUIDE ADJUSTMENT COMPLETE	090951	1	
23	PLATE, BLADE GUIDE ADJUSTMENT ZINC-PLATED	090805-1	1	
24	SCREW, M5X16-8.8 HEX SOCKET HEAD CAP ZINC	F81000-25	1	
25	ELBOW, 90 DEG 1/8MPT 1/4 TUBE SWIVEL	P09736	1	
26	SCREW, M5x45 DIN912 A2-70 HEX SOCKET HEAD CAP STAINLESS STEEL	F81000-24	1	
	FITTING, 10/6.35 COMPLETE REDUCER	092782	1	
27	CABLE, COMPLETE REDUCER FITTING	092785	1	
28	FITTING, MV13/06 nr 13700 (RECTUS)	092784	1	
29	SEAL, G1/4 866-014-000-0 (REXROTH)	090809	1	
30	BUSHING, GT13/09 nr 13539 (RECTUS)	092783	1	
	ROLLER, BLADE GUIDE EXTENDED W/BEARINGS	092939	1	
31	ROLLER, BLADE GUIDE EXTENDED	087890	1	
32	RING, W28 INSIDE RETAINING	F81090-9	2	
33	BEARING, 6001 2RSR (FAG, SKF)	087893	2	
34	RING, ZINC-PLATED SPACER	087892-1	1	
35	RING, ZINC-PLATED SPACER	087891-1	1	
36	NUT, M12-8 HEX NYLON ZINC LOCK	F81034-2	1	
37	BLOCK, BLADE DEFLECTION ADJUSTMENT ZINC-PLATED	087756-1	1	

2.4 Idle Side Blade Guide Assembly, Optional (LMS)



SM0077S_2

REF	DESCRIPTION (◆ Indicates Parts Available In Assemblies Only)	PART#	QTY.
	BLADE GUIDE ASSEMBLY, IDLE SIDE	087749	1
	BLADE GUIDE ASSEMBLY, IDLE SIDE. EXTENDED (for optional use with 1 1/2" blades)	092996	1
	Roller, Blade Guide Narrow W/Bearings	088261	1
	Roller, Blade Guide W/Bearings Extended (for optional use with 1 1/2" blades)	092939	1
1	Nut, M12-8 Hex Nylon Zinc Lock	F81034-2	1
2	Roller, Blade Guide Narrow	087889	1
	Roller, Blade Guide Extended (for optional use with 1 1/2" blades)	087890	1

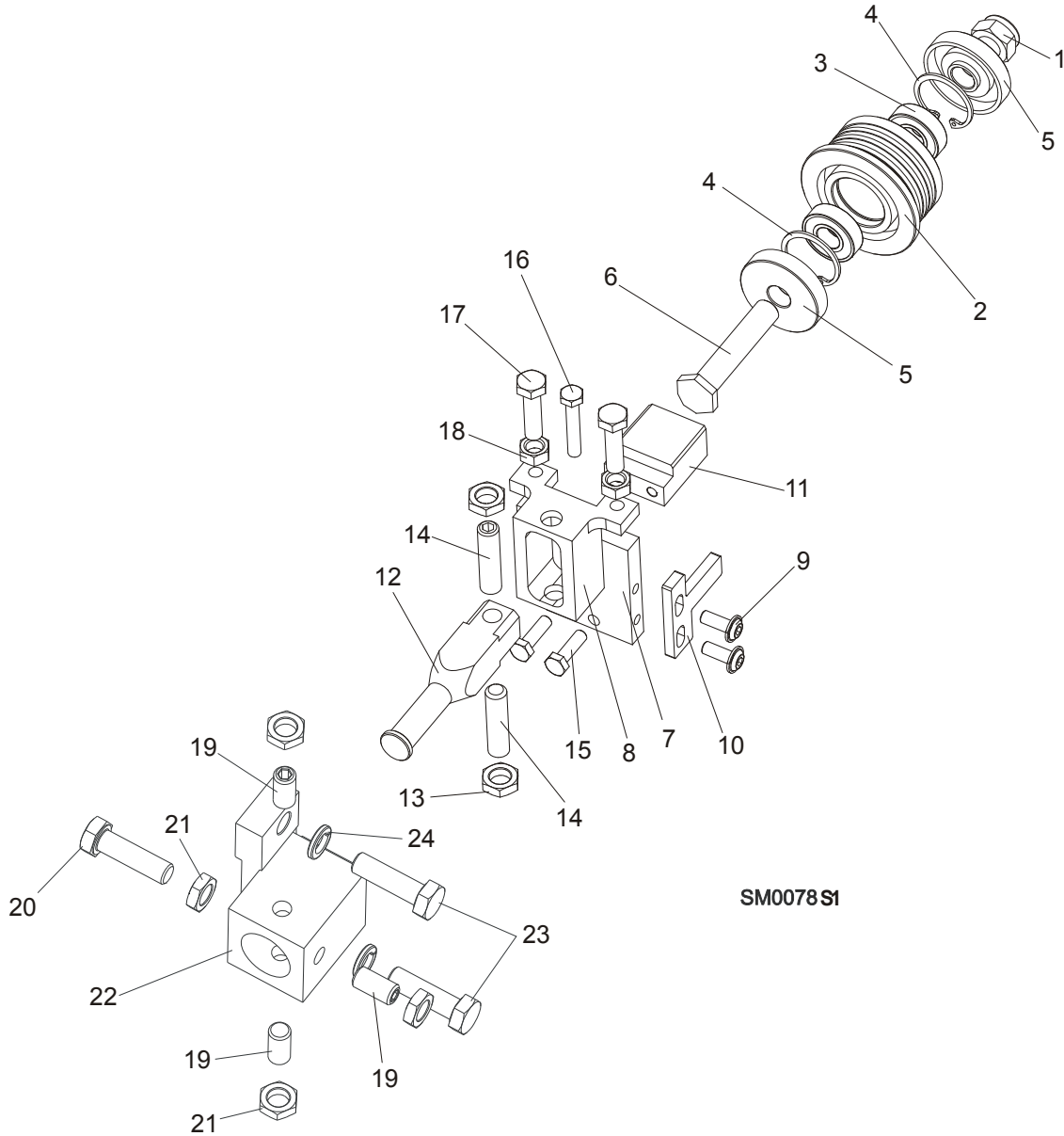
2

Blade Guide Rollers & Arm*Idle Side Blade Guide Assembly, Optional (LMS)*

3	Bearing, 6001 2RSR NACHI	087893	2	
4	Ring, W28 Inside Retaining	F81090-9	2	
5	Washer, Spacer	087891	2 (1)	
	Washer, Spacer (used with the Extended Roller only) ¹	087892-1	1	
6	Bolt, Blade Guide Roller Zinc-Plated	087761-1	1	
	Bolt, Blade Guide Roller Zinc Plated (used with the Extended Roller only)	092940-1	1	
7	Block Weldment, Nozzle Zinc-Plated	087750-1	1	
8	Block, Zinc-Plated Roller Guide Adjuster	087756-1	1	
9	Shaft, Zinc-Plated Blade Guide Mount (Narrow Roller)	088255-1	1	
	Shaft, Zinc-Plated Blade Guide Mount (Wide Roller)	501406-1	1	
10	Block, Blade Guide Zinc	096956-1	1	
11	Nozzle, Blade Lube Spray	033479	2	
12	Plug, M10x1 DIN 906 BN40 "BOSSARD"	F81015-3	2	
13	Fitting, 90° Elbow 1/8NPT-1/4 Tube Swivel	P09736	1	
14	Bolt, M8x30 DIN933 A2-70 Stainless Steel	F81002-27	2	
15	Nut, M8 DIN934 A2-70 Stainless Steel	F81032-7	2	
16	Bolt, M6x30 DIN933 A2-70 Stainless Steel	F81001-37	1	
17	Bolt, M6x20-8.8 Hex Head Full Thread Zinc	F81001-2	2	
18	Screw, M10x1x40 DIN913 Stainless Steel Set	F81015-2	2	
19	Nut, M10x1-04-ST-A2 ISO 8675 Thin	F81033-10	2	
20	BLOCK WELDMENT, PAINTED BLADE GUIDE MOUNT	514887-1	1	
21	SCREW, M10X1X20 DIN913 STAINLESS STEEL SET	F81015-1	4	
22	NUT, M10x1-04-ST-A2 ISO 8675 THIN	F81033-10	4	
23	WASHER, 8.2 SPLIT LOCK ZINC	F81054-4	2	
24	BOLT, M8 X 20-8.8 SOCKET HEAD	F81002-30	2	
25	FITTING, 1/8FPT COUPLING	P05748	1	
26	NIPPLE, 1/8 DRY SEAL	P02764	1	

¹ Used only from the flanged side of the roller

2.5 Blade Guide Assembly, Drive Side

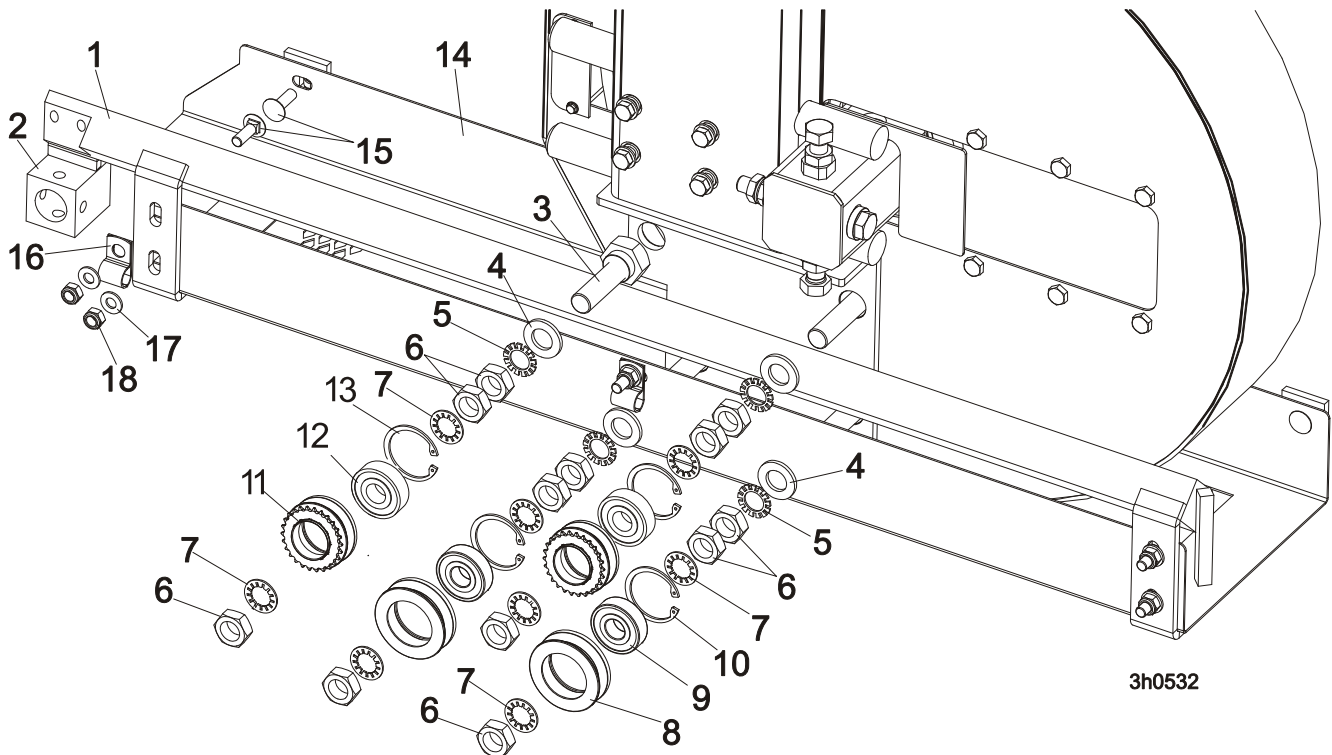


REF	DESCRIPTION (◆ Indicates Parts Available In Assemblies Only)	PART#	QTY.
	BLADE GUIDE ASSEMBLY, DRIVE SIDE	087748	1
	BLADE GUIDE ASSEMBLY, DRIVE SIDE, Extended (for optional use with 1 1/2" blades)	092995	1
	Roller, Blade Guide Narrow W/Bearings	088261	1
	Roller, Blade Guide W/Bearings Extended (for optional use with 1 1/2" blades)	092939	1
1	Nut, M12-8 Hex Nylon Zinc Lock	F81034-2	1
2	Roller, Blade Guide Narrow	087889	1
	Roller, Blade Guide Extended (for optional use with 1 1/2" blades)	087890	1
3	Bearing, 6001 2RSR NACHI	087893	2
4	Ring, W28 Inside Retaining	F81090-9	1

5	Washer, Spacer	087891	2 (1)	
	Washer, Spacer (used with the Extended Roller only) ¹	087892-1	1	
6	Bolt, Blade Guide Roller Zinc-Plated	087761-1	1	
	Bolt, Blade Guide Roller Zinc Plated (used with the Extended Roller only)	092940-1	1	
7	Plate, Zinc-Plated Blade Guide Mounting	087753-1	1	
8	Block, Zinc-Plated Roller Guide Adjuster	087756-1	1	
9	Screw, M6x16 BN 11252 "BOSSARD"	F81001-24	2	
10	Wiper, Blade Zinc-Plated	087757-1	1	
11	Block, Blade Guide Zinc	096956-1	1	
12	Shaft, Zinc-Plated Blade Guide Mount (Narrow Roller)	088255-1	1	
	Shaft, Zinc-Plated Blade Guide Mount (Wide Roller)	501406-1	1	
13	Nut, M10x1-04-ST-A2 ISO 8675 Thin	F81033-10	2	
14	Screw, M10x1x40 DIN913 Stainless Steel Set	F81015-2	2	
15	Bolt, M6x20-8.8 Hex Head Full Thread Zinc	F81001-2	2	
16	Bolt, M6x30 DIN933 A2-70 Stainless Steel	F81001-37	1	
17	Bolt, M8x30 DIN933 A2-70 Stainless Steel	F81002-27	2	
18	Nut, M8 DIN934 A2-70 Stainless Steel	F81032-7	2	
19	Screw, M10X1X20 DIN913 Stainless Steel Set	F81015-1	3	
20	BOLT, M10X1X25 DIN 933 STAINLESS STEEL	F81003-28	1	
21	NUT, M10x1-04-ST-A2 ISO 8675 THIN	F81033-10	4	
22	BLOCK WELDMENT, BLADE GUIDE MOUNT	087744	1	
23	BOLT, M10X35-8.8 HEX HEAD FULL THREAD ZINC	F81003-17	2	
24	WASHER, 10.2 SPLIT LOCK ZINC	F81055-2	2	

¹ Used only from the flanged side of the roller

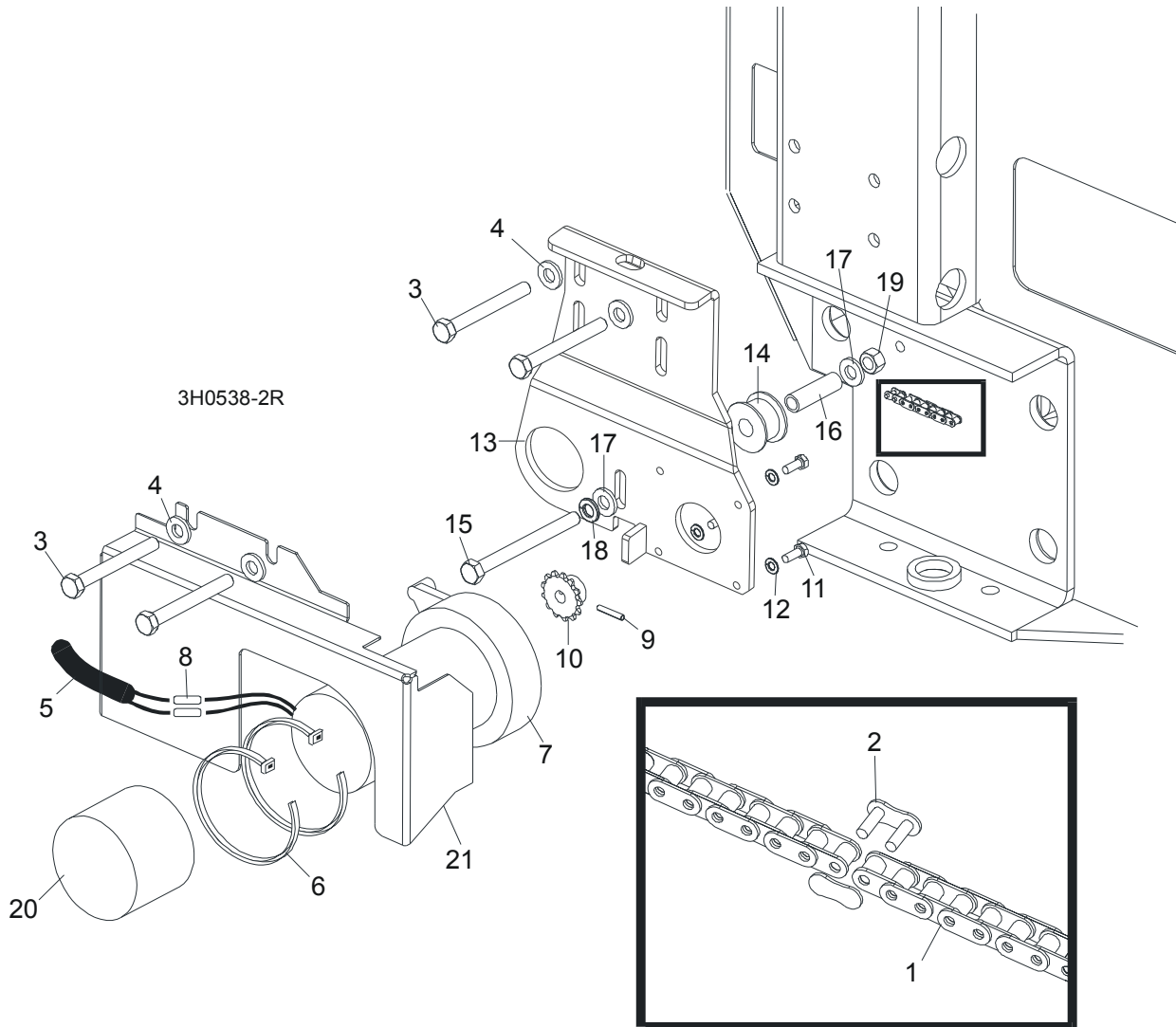
2.6 Blade Guide Arm & Rollers



REF	DESCRIPTION (◆ Indicates Parts Available In Assemblies Only)	PART #	QTY.	
1	BLADE GUIDE ARM WELDMENT	505934-1	1	
2	BLOCK WELDMENT, PAINTED BLADE GUIDE MOUNT	514887-1	1	
3	BOLT, BLADE GUIDE ARM ROLLER CAM	086508-1	4	
	BOLT, BLADE GUIDE ARM ROLLER CAM /HARDWOODS	505113-1 ¹	1	
4	WASHER, 17 FLAT	F81058-1	4	
5	WASHER, 5/8" EXTERNAL STAR	F05011-26	4	
6	NUT, 5/8-18 HEX JAM	F05010-11	12	
7	WASHER, 5/8" INTERNAL STAR	F05011-25	8	
	ROLLER ASSEMBLY, BLADE GUIDE ARM WITH BEARING	093855	2	
8	Roller, Blade Guide Arm V-Groove	093856-1	1	◆
9	Bearing, 6203-2RSP6-5/8 CX	095087	1	
10	Ring, W40 Retaining	F81090-3	1	
	ROLLER ASSEMBLY, BLADE GUIDE ARM WITH BEARING AND SPROCKET	501496	2	
11	Roller, Blade Guide Arm w/Sprocket	501495-1	1	◆
12	Bearing, 6203-2RSP6-5/8 CX	095087	1	
13	Ring, W40 Retaining	F81090-3	1	◆
14	GUIDE, BLADE	087042-1	1	
15	BOLT, M8x20-8.8 Fe/Zn5 PN-M/82406	F81002-11	7	
16	CLAMP, 1/2EMT COATED	P07584	2	
17	WASHER, 8.4 FLAT ZINC	F81054-1	7	
18	NUT, M8-8-B HEX NYLON ZINC LOCK	F81032-2	7	

¹ Mount instead of one 086508-1 bolt in LT40 saw head for hardwoods.

2.7 Blade Guide Arm Drive Assembly

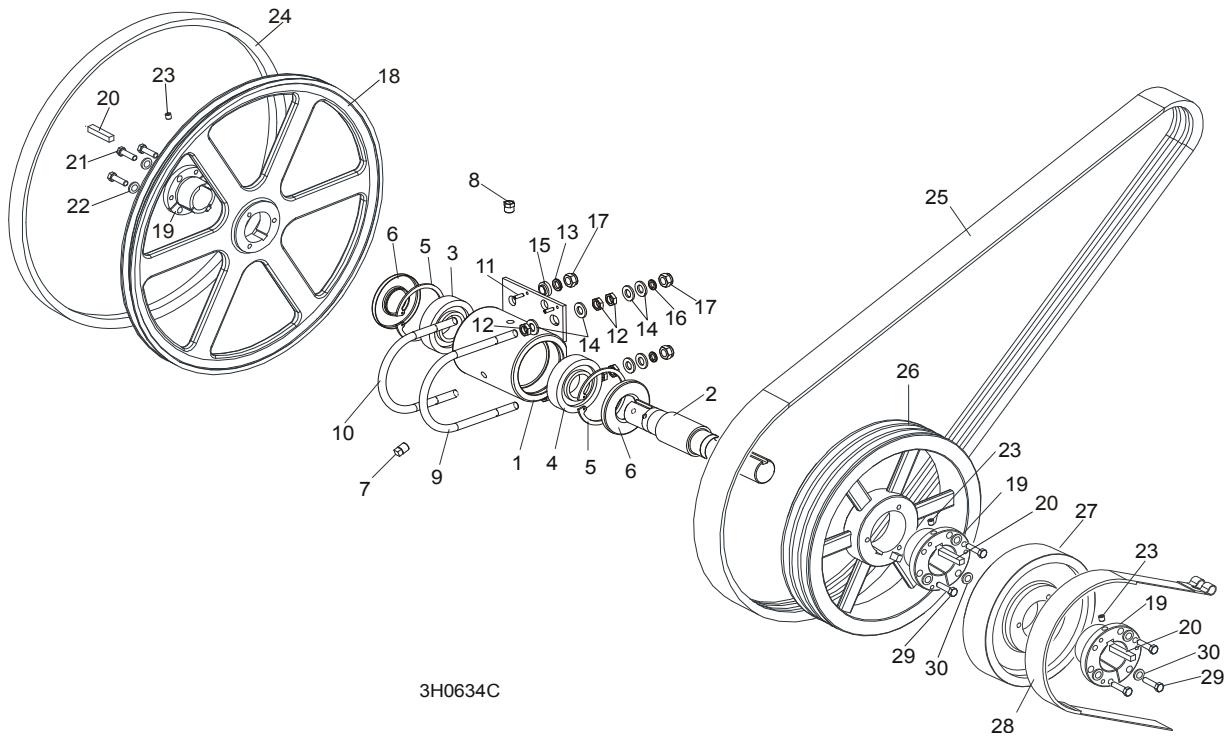


REF	DESCRIPTION (◆ Indicates Parts Available In Assemblies Only)	PART #	QTY.
1	CHAIN, #25 X 20 1/4"	P09984	1
2	LINK, #25 MASTER	P09983	1
3	BOLT, 5/16-18 X 2 3/4" HEX HEAD GRADE 5	F05006-28	4
4	WASHER, 8.4 FLAT	F81054-1	4
5	TUBE, 3/8" X 1/2" NEOPRENE	R01897	0,75 m
6	WRAP, 1/4" X 6" TIE	F05089-1	2
	DRIVE ASSEMBLY, BLADE GUIDE ARM	091005	1
	Motor Assembly, Blade Guide Arm Replacement	A10365	1
7	Motor, Blade Guide Arm 53:1 Gear	P09698-1	1
	Housing, Klauber Motor End	P12756	1
	Gear Kit, Klauber Motor Replacement	P12569	1
	Brush Kit, Gear Motor Replacement	P12800	1
	Shaft Kit, Klauber Gear Motor Replacement	009695	1
8	Connector, 14 Gauge Butt	F04875-1	2

9	Pin, 1/8" X 3/4" Roll	F05012-6	1	
10	Sprocket, Gear Motor #25 14-Tooth	P09970	1	
11	Screw, #10-32 x 1/2" Hex Head	F05004-60	4	
12	Washer, 5.1 Split Lock	F81052-2	4	
	Instruction Sheet, Blade Guide Arm Motor	A10353-296	1	
13	Bracket, Blade Guide Arm Motor Mount	087994-1	1	
14	Roller, Blade Guide Arm Chain Idler	S09999	1	
15	Bolt, M8x90-8.8 Hex Head Full Thread	F81002-16	1	
16	Spacer, 5/16" I.D. X 1 1/2"	S09996	1	
17	Washer, 5/16" SAE Flat	F81054-1	3	
18	Washer, 8.2 Split Lock	F05011-13	1	
19	Nut, M8-8-B Hex Lock	F81032-1	1	
20	Boot, Gear Motor Weather	023720	1	
21	COVER, BLADE GUIDE ARM MOTOR	093460-1	1	

SECTION 3 BLADE WHEELS & TENSIONER

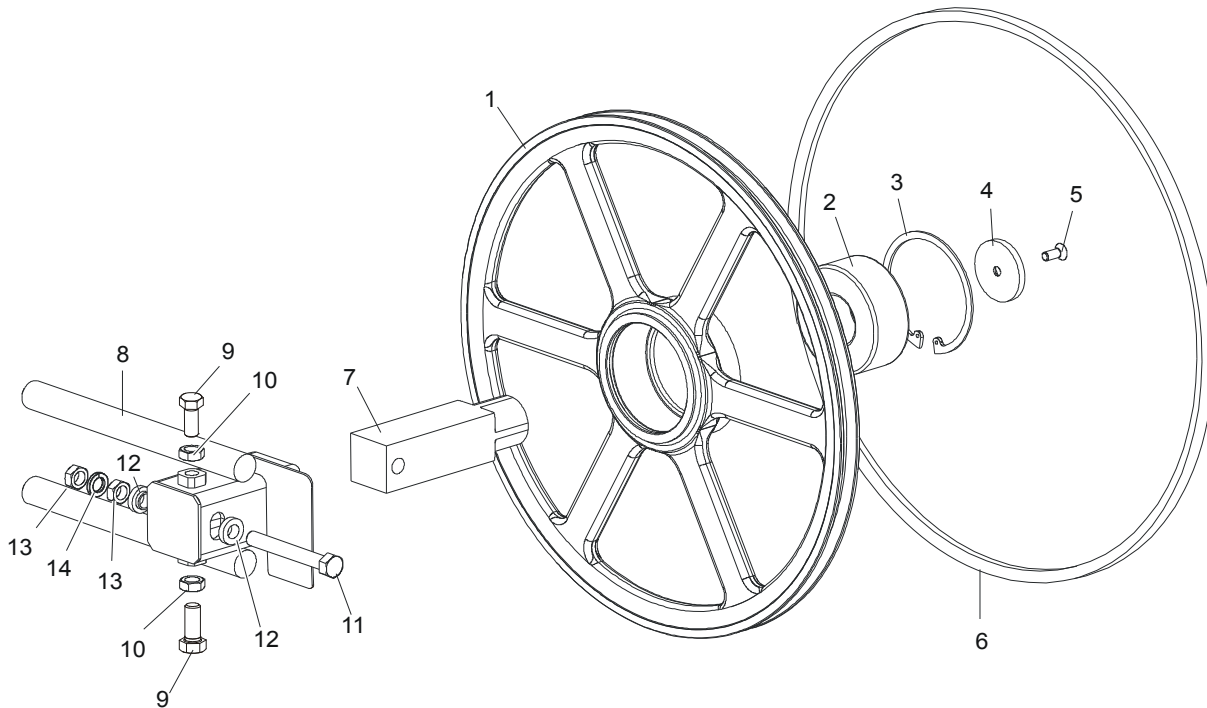
3.1 Blade Drive Assembly



REF	DESCRIPTION (◆ Indicates Parts Available In Assemblies Only)	PART #	QTY.
	BEARING ASSEMBLY, DRIVE	086291	1
1	Housing, Blade Wheel Drive Bearing	086293	1
2	Shaft, Blade Wheel Drive	086292	1
3	Bearing, Blade Wheel Drive NJ308	085939	1
4	Bearing, Blade Wheel Drive #6308	085940	1
5	Ring, 90mm Interior Retaining #117	F04254-17	2
6	Seal, Drive Bearing #CR15890	P10206	2
7	Plug, 1/4" NPT Square Head	P05498	1
8	Plug, 1/4" NPT Vented	P12868	1
9	Bolt, 1/2-13 Long U	S10207-1P	1
10	Bolt, 1/2-13 Short U	S10207-2P	1
11	Pin, 3/16" X 5/8" Roll	F05012-22	2
12	Nut, M12-04-A Hex Jam	F81034-6	6
13	Washer, 12.2 Split Lock	F81056-2	2
14	Washer, 13 SAE Flat	F81056-1	8
15	Spacer, Zinc	086769-1	2
16	Washer, 10.2 Split Lock Zinc	F81055-2	2
17	Nut, M12-8 Hex Nylon Lock	F81034-2	4
	WHEEL KIT, DRIVE SIDE BLADE	014562	1
18	Wheel, Drive Side Blade	016284	1
19	Bushing, Modified 1 9/16" P1	087214	1
20	KEY, 9.5h7x9.5x3.8	087384	3
21	BOLT, UNC 1/4"x1 1/2"-8.8 ZINC DIN933 HEX HEAD	F05005-31	3

22	WASHER, 1/4" UNC ZINC SPLIT LOCK	F81052-21	3	
23	SCREW, M8x8-33H ZINC HEX SOCKET SET FLAT POINT	F81014-1	3	
24	BELT, BLADE WHEEL B57	P04185-2	1	
25	BELT, 3BX72 DRIVE (D42)	014085	1	
	BELT, 3BX73 DRIVE (D38)	091548	1	
	BELT, 3BX74 DRIVE (E25HP 50HZ)	014249	1	
26	PULLEY, 3B5V124 SPECIAL DRIVE	087203-1	1	
27	WHEEL, BRAKE	087204-1	1	
28	STRAP, METAL-BACKED BRAKE	014391	1	
29	BOLT, M8X35-8.8 ZINC HEX HEAD FULL THREAD	F81002-13	6	
30	WASHER, 8.2 ZINC SPLIT LOCK	F81054-4	6	

3.2 Idle Blade Wheel Assembly

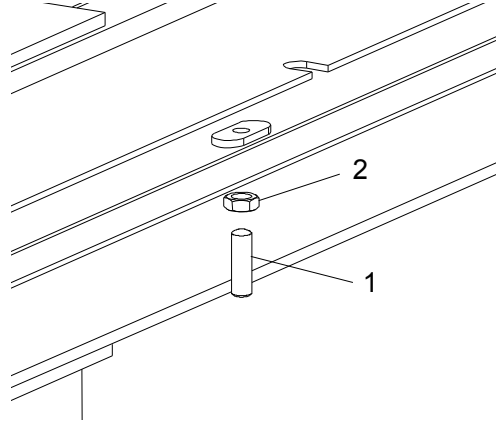


SM0241C

REF	DESCRIPTION (◆ Indicates Parts Available In Assemblies Only)	PART #	QTY.	
	WHEEL ASSEMBLY, IDLE SIDE BLADE	016120	1	
1	Wheel, Idle Side Blade	016013	1	◆
2	Bearing, Idle Side Blade Wheel 3309 B.2RSR TVH FAQ	086428	1	
3	Ring, 100mm Internal Retaining Beveled	F04254-28	1	
4	RETAINER, ZINC	095929-1	1	
5	BOLT, M10x25 -10.9- Fe/Zn5 DIN 7991	F81003-82	1	
6	BELT, BLADE WHEEL B57	P04185-2	1	
7	SHAFT, IDLE BLADE WHEEL	095732	1	
8	HOUSING, IDLE BLADE WHEEL SHAFT	087665	1	
9	BOLT, 1/2-20 X 1 1/2" HEX HEAD GRADE 5	F05008-53	2	
10	NUT, 1/2-20 HEX JAM	F05010-16	2	

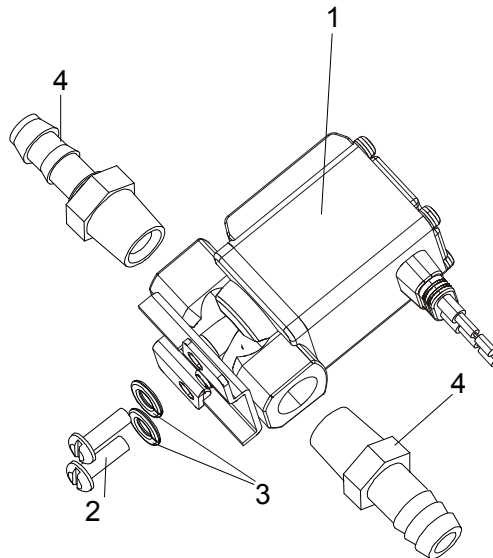
SECTION 4 SAW HEAD

4.1 Middle Throat Screw



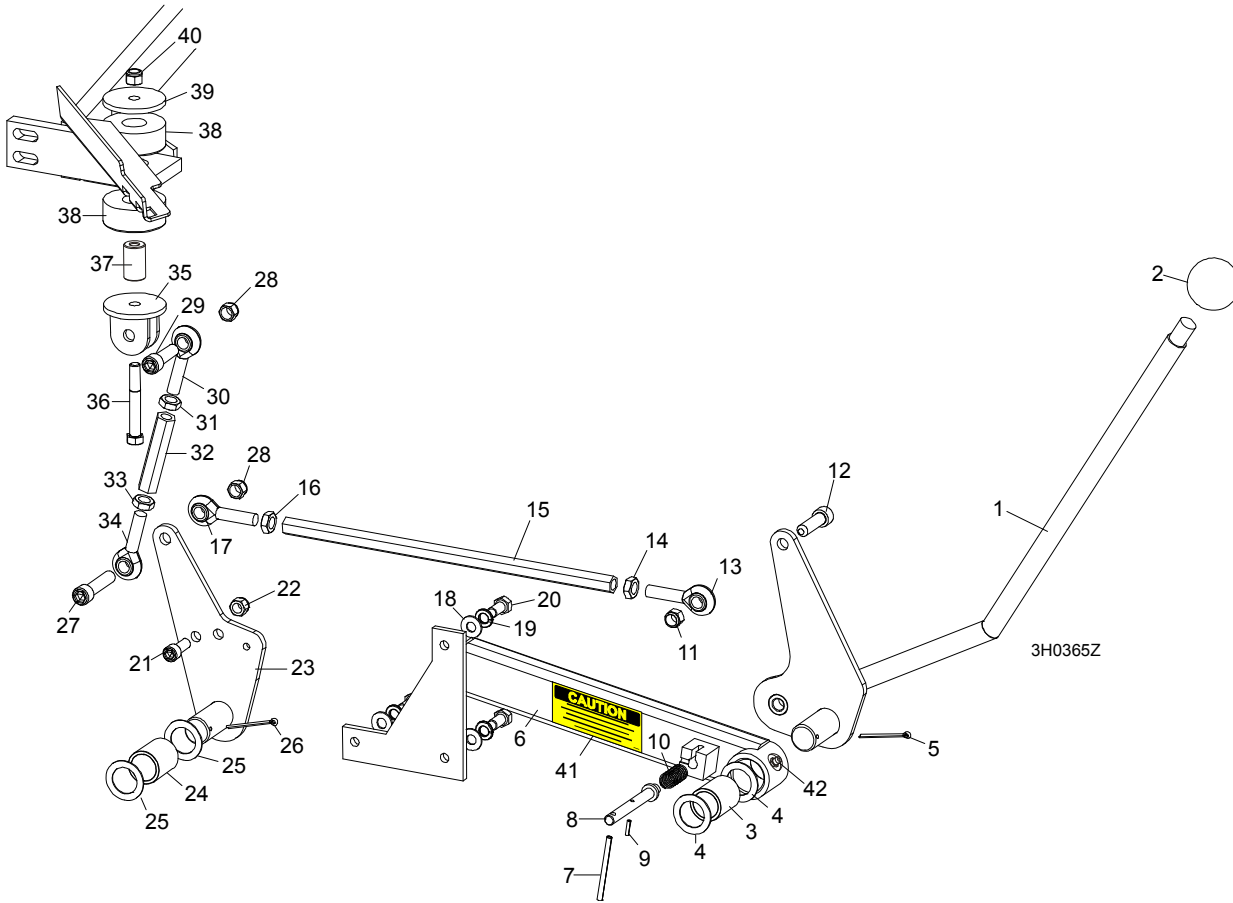
REF	DESCRIPTION (◆ Indicates Parts Available In Assemblies Only)	PART #	QTY.	
1	SCREW, M10X40-45H OVAL POINT SOCKET SET, ZINC	F81003-61	1	
2	NUT, M10-8-B HEX JAM, ZINC	F81033-3	1	

4.2 Water Lube Solenoid Valve (not available in EC version)



REF	DESCRIPTION (◆ Indicates Parts Available In Assemblies Only)	PART #	QTY.	
1	VALVE, WATER LUBE SOLENOID	509113	1	
2	SCREW, #10-32X1/2" CROSS SLOT ROUND HEAD	F05004-60	2	
3	WASHER, 5.1 SPLIT LOCK	F81052-2	2	
4	FITTING, 1/4" MALE NPT 3/8" HOSE BARB	P04682	2	

4.3 Clutch Lever Assembly



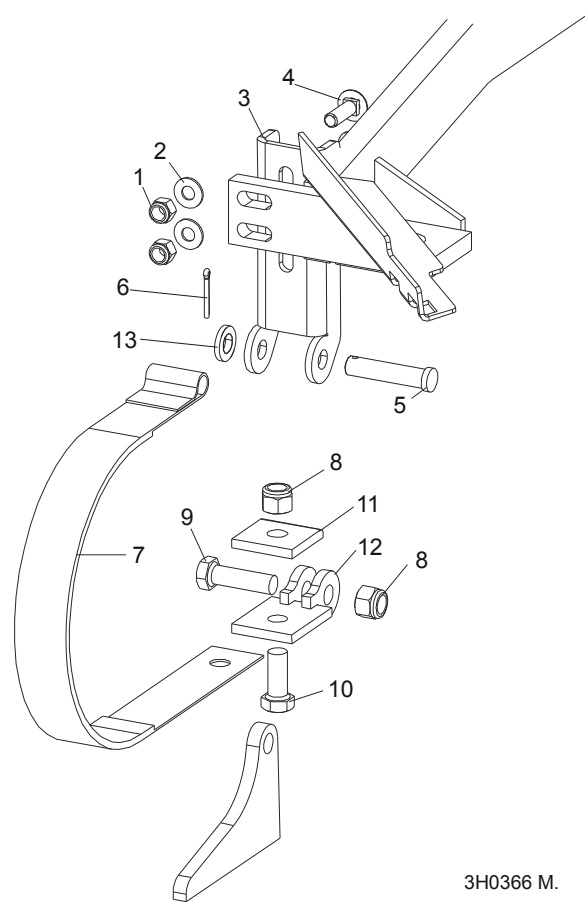
REF	DESCRIPTION (◆ Indicates Parts Available In Assemblies Only)	PART #	QTY.	
	HANDLE ASSEMBLY, EXTENDED CLUTCH/BRAKE	086242	1	
1	Lever, Clutch/Brake	086339-1	1	◆
2	Knob, Plastic Round	086337	1	
3	Bushing, Clutch/Brake Pivot	P05041	1	
4	Washer, Clutch/Brake Pivot	087051-1	2	
5	Pin, 1/8" X 1 3/4" Cotter	F05012-43	1	
6	Extension Weldment, Clutch Handle	086244-1	1	
7	Pin, 3/16 x 2 1/2" Roll	F05012-27	1	
8	Pin, Clutch Detent	086243	1	◆
9	Pin, 1/8" x 9/16" Roll	F05012-30	1	
10	Spring, .58" OD x 1 1/8"	021243	1	
11	Nut, 7/16-20 Nylon Lock	F05010-83	1	
12	Screw, 7/16-20 x 1 1/2" Socket Head	F05007-55	1	
13	Rod End, 7/16-20 Left Hand Thread	P11578	1	
14	Nut, 7/16-20 Hex Jam Left Hand Thread	F05010-87	1	
15	Rod, Clutch Extension	015073	1	
16	Nut, 7/16-20 Hex Jam	F05010-38	1	
17	Rod End, 7/16-20 Right Hand Thread	P11579	1	
18	WASHER, 8.4 SAE FLAT	F81054-1	3	
19	WASHER, 8.2 SPLIT LOCK	F81054-4	3	

4

Saw Head*Clutch Lever Assembly*

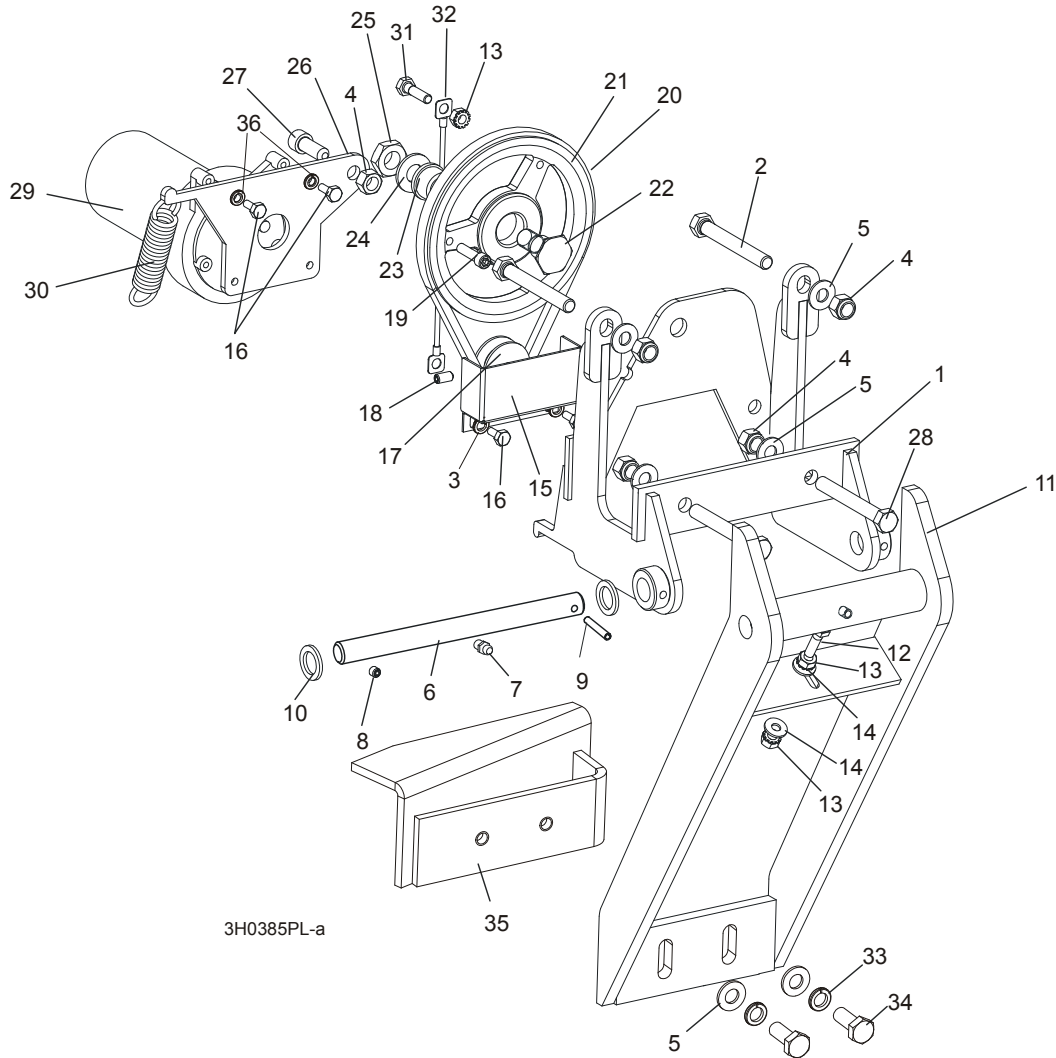
20	BOLT, M8X20-8.8-B HEX HEAD	F81002-4	3	
21	BOLT ,M10 X 25 SOCKET HEAD	F81003-32	1	
22	NUT, M10-8-B HEX NYLON LOCK	F81033-1	1	
23	PLATE WELDMENT, CLUTCH PIVOT	087086-1	1	
24	BUSHING, CLUTCH/BRAKE PIVOT	P05041	1	
25	WASHER, CLUTCH/BRAKE PIVOT	087051-1	2	
26	PIN, 1/8" X 1 3/4" COTTER	F05012-43	1	
27	SCREW, 7/16-20 X 2" SOCKET HEAD	F05007-120	1	
28	NUT, 7/16-20 HEX NYLON LOCK	F05010-83	2	
29	SCREW, 7/16-20 X 2" SOCKET HEAD	F05007-120	1	
	TURNBUCKLE ASSEMBLY, CLUTCH/BRAKE LEVER	A12304	1	
	TURNBUCKLE ASSEMBLY, 3 3/4" CLUTCH/BRAKE LEVER (50Hz Electric Only)	A11576	1	
30	Rod End, 7/16-20 Right Hand Thread	P11579	1	
31	Nut, 7/16-20 Hex Jam	F05010-38	1	
32	Turnbuckle, 3" Clutch/Brake Lever	S11577	1	
	Turnbuckle, 3 3/4" Clutch/Brake Lever (50Hz Electric Only)	S12262	1	
33	Nut, 7/16-20 Hex Jam Left Hand Thread	F05010-87	1	
34	Rod End, 7/16-20 Left Hand Thread	P11578	1	
35	BRACKET, CLUTCH MOUNT	W12411-1	1	
36	BOLT, M10X70-8.8 HEX HEAD, ZINC	F81003-20	1	
37	SPACER, MOTOR MOUNT VIBRATION BUSHING	506712	1	
38	BUSHING, MOTOR MOUNT VIBRATION	P05032	2	
39	WASHER, 3/8" I.D. X 2 1/4" O.D. X 3/16" THICK	S12412-0	1	
40	NUT, 3/8-16 NYLON LOCK	F05010-10	1	
41	DECAL, PLACE PIN IN DETENT POSITION	085089	1	
42	FITTING, M6 GREASE	086280	1	

4.4 Brake Assembly



REF	DESCRIPTION (◆ Indicates Parts Available In Assemblies Only)	PART #	QTY.
	STRAP RETROFIT, SUPER BRAKE	014441	1
1	Nut, 3/8-16 Nylon Lock	F05010-10	2
2	Washer, 10.5 Flat	F81055-1	2
3	Bracket, Upper Super Brake Strap Mount	014395	1
4	Bolt, 3/8-16 x 1 1/4" Carriage Head Grade 5	F05007-127	2
5	Pin, 1/2" x 2 1/4" Clevis	F05012-81	1
6	Pin, 1/8" x 1" Cotter	F05012-1	1
7	Strap, Upper Pivot Metal Brake	014391	1
8	Nut, M12-8-B Nylon Lock	F81034-2	2
9	Bolt, M12 x 40-8.8 Hex Head	F81004-4	1
10	Bolt, M12 x 30-8.8 Hex Head	F81004-22	1
11	Washer, Brake Strap Clamp	090063-1	1
12	Bracket Weldment, Brake Lower Pivot Painted	092200-1	1
13	Washer, 13 Flat Zinc	F81056-1	1

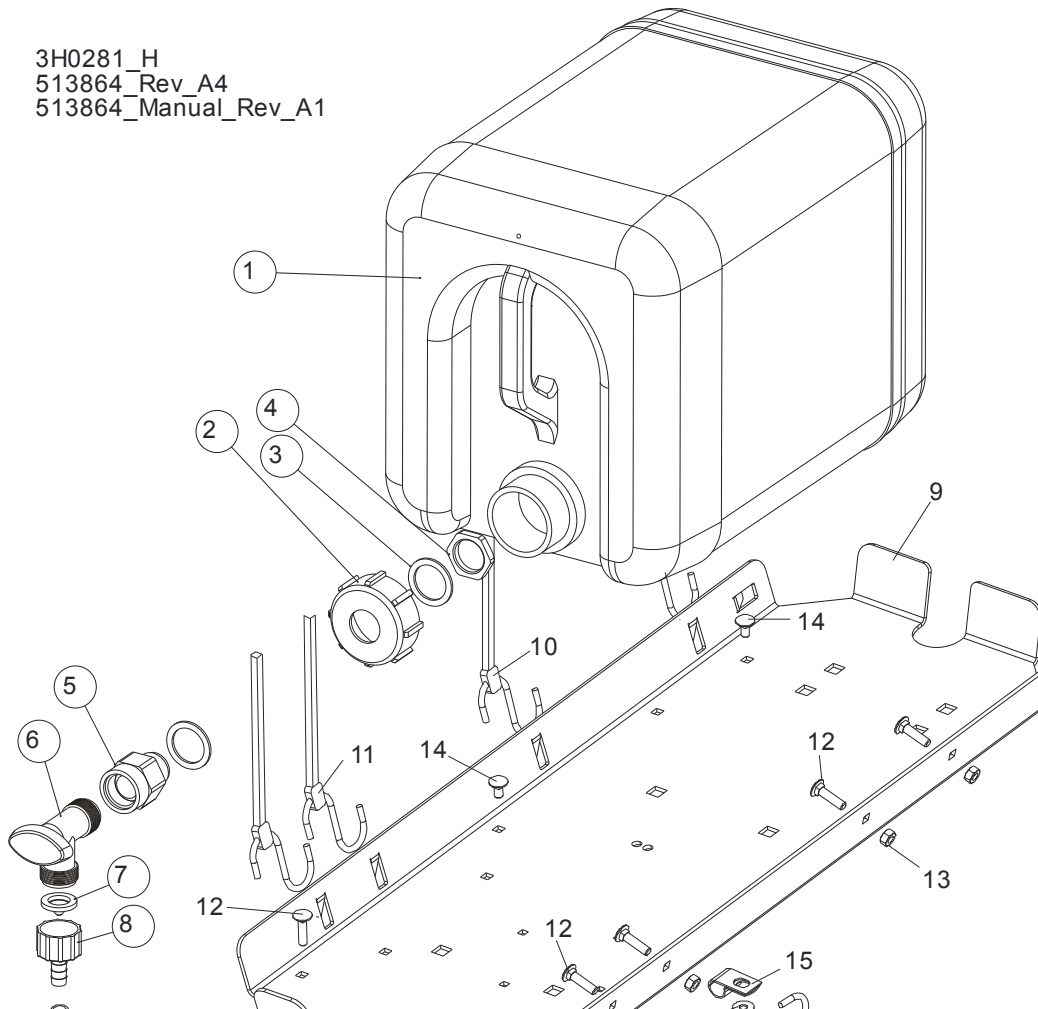
4.5 Board Return Assembly



REF	DESCRIPTION (◆ Indicates Parts Available In Assemblies Only)	PART #	QTY.
	RETURN ASSEMBLY, BOARD	087839-1	1
1	Mount Weldment, Board Return	087788-1	1
2	Bolt, M10x70-8.8 Fe/Zn5 PN-M/82302 Hex Head	F81003-60	2
3	WASHER, M5, FLAT ZINC	F81052-1	2
4	NUT,M10-8-B NYLON HEX ZINC LOCK	F81033-1	5
5	Washer,10.5 Flat	F81055-1	6
6	Pin Kit, Board Return Replacement Pivot	087837	1
7	Fitting, M6 Grease	086280	1
8	Screw, M6 X 8 Black Oxide Socket Head Set Cup Point	F81013-1	1
9	Pin, 5 X 30 Roll	F81044-21	1
10	Washer, 5/8" x 15/16" x .094 Nylon	F05011-19	2
11	Arm Weldment, Board Return	087838-1	1
12	Screw, 1/4-20 x 3/4" Full Thread Hex Head Cap	F05005-101	1
13	Nut, 1/4-20 Self Locking	F05010-9	3

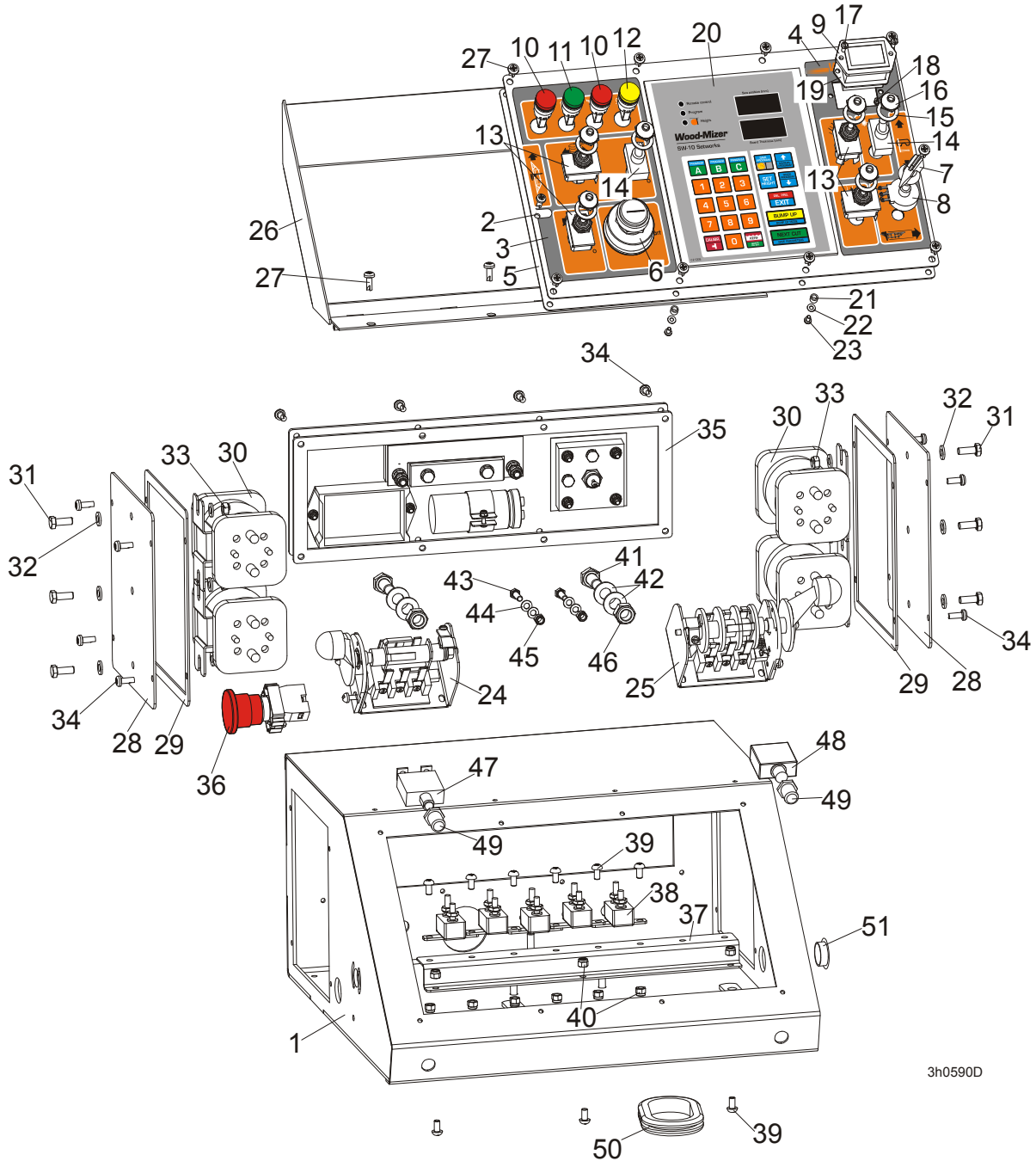
14	Washer, 7.4 Flat	F81056-11	2	
15	Guard, Board Return Belt Ptd	087985-1	1	
16	Screw, 10-32 x 1/2" Hex Head Machine	F05004-60	4	
17	Sheave, 1.42 x .32	015074	1	
18	Screw, 1/4-20 Socket Head Set Cup Point Nylon	F05005-55	1	
19	Screw, 1/4-20 x 1" Socket Head Cap	F05005-89	1	
20	Belt, 3L190	015477	1	
21	Sheave, OK50 x 1/2" Modified	015224	1	
22	Bolt, Idler Pulley Pivot	015221	1	
23	Bushing, 5/8" x 7/8" x 1/2" Bronze	P05135	1	
24	Washer, 13 Flat	F81056-1	1	
25	Nut, 1/2-20 Jam Nylon Lock	F05010-79	1	
26	Plate, Motor Pivot	087871	1	
27	Screw, M10 x 25-8.8 Black Oxide Socket Head Cap	F81003-32	1	
28	BOLT, M10x75-8.8-Fe/Zn5 PN-M/82101	F81003-15	2	
29	Motor, 53:1 ASA Gear	P09698-1	1	
30	Spring, 3/4" x 2 7/8" x 12 Gauge	015479	1	
31	Bolt, 1/4-20 x 1" Hex Head Grade 5	F05005-101	1	
32	Cable, Board Return	016090	1	
33	Washer, 10.2 Split	F81055-2	2	
34	Bolt, 3/8-16 x 3/4" Hex Head	F81003-1	2	
35	Angle, Board Return	087835-1	1	
36	WASHER, M5 SPLIT LOCK	F81052-2	2	

4.6 Water Lube Assembly



SECTION 5 CONTROL & BATTERY BOXES

5.1 Control Assembly, LT40 Series DH



3h0590D

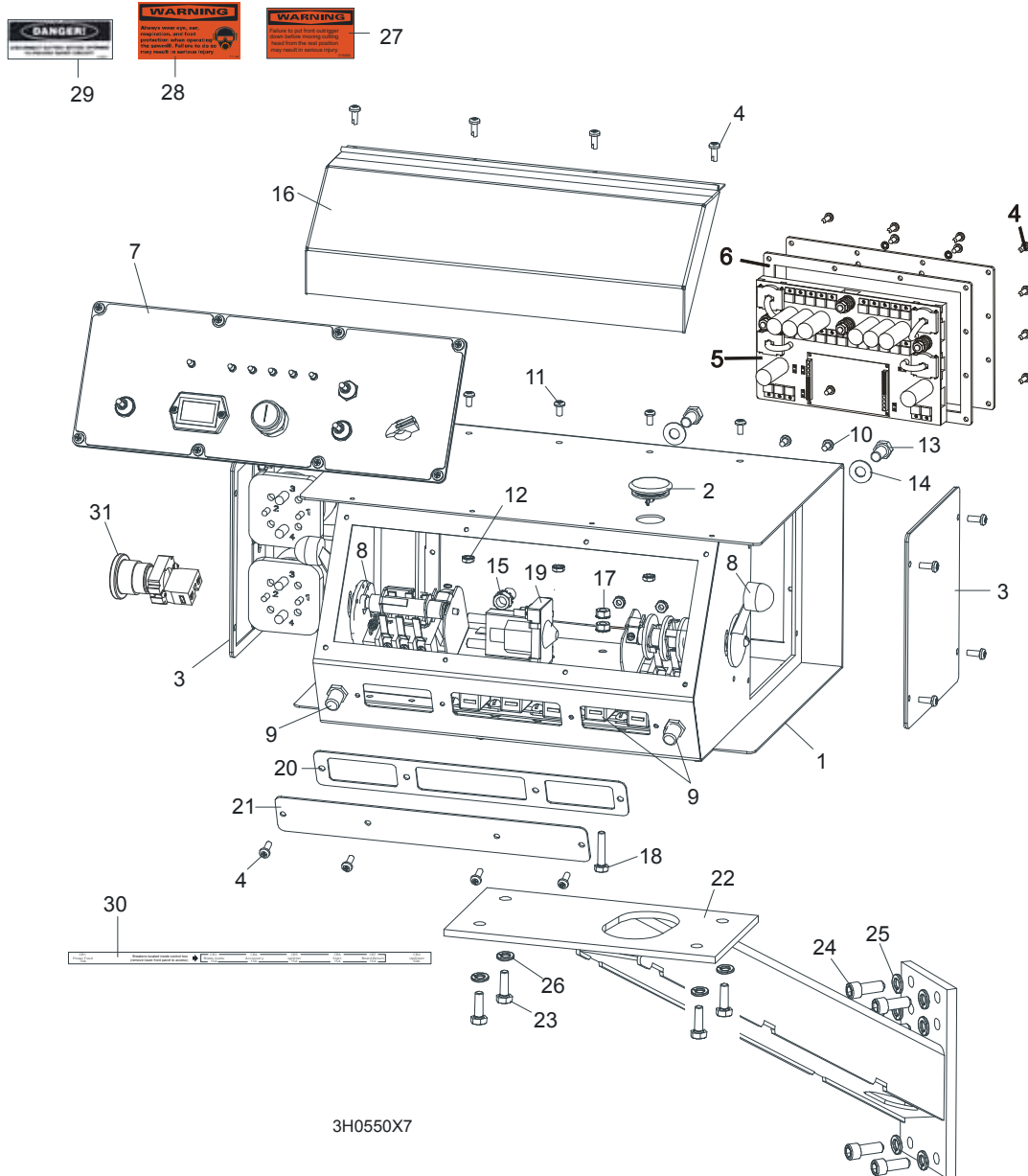
REF	DESCRIPTION (◆ Indicates Parts Available In Assemblies Only)	PART #	QTY.
	CONTROL BOX ASSEMBLY, LT40 DC	098375	1
1	Control Box, LT40	098373-1	1
	Panel, LT40 DC Front Control Complete	098691	1
2	Panel, LT20/40 DC Front Control	100573-1	1
	Panel, LT40 DC Front Control	098376-1 ¹	1

3	Decal, LT40 DC Control Box Left	099595	1	
4	Decal, LT40 DC Control Box Right	099596	1	
5	Gasket, LT20/40 Control Box	097132	1	
6	Switch, Key	P04350	1	
7	Knob, Speed Control	P06257	1	
8	Potentiometer, 1k Feed Rate	E20519	1	
9	Meter, Hour	093166	1	
10	Light, XB6AV4BB Red	091099	2	
11	Light, XB6AV3BB Green	087348	1	
12	Light, XB6AV5BB Yellow	089812	1	
13	Switch, Toggle	024200	4	
14	Switch, SPST On/Off 15A .25 TABS Toggle	P03027	2	
15	Washer, 1/2x3/4x1/16 Nylon	P05251-1	6	
16	Boot, Toggle Switch	P02575	6	
17	Bolt, M3x12-8.8 Zinc	F81000-12	2	
18	Nut, M3-6 Nylon Zinc Lock	F81028-2	2	
19	Gasket, Hour Meter	093346	1	
20	Controller, SW-10 Setworks	500628	1	
21	Spacer, 4.2x6mm Idler	R80671-4	6	
22	Washer, 3.2 Flat Zinc	F81050-2	6	
23	Screw, M3x8-4.8 Zinc	F81000-83	6	
24	Switch, 1992GS Pwr/Feed (Service Package)	E20438	1	
25	Switch, 1992 Up/Down (Service Package)	E20440	1	
26	Cover Weldment, LT20/40 Complete	097135-1	1	
27	Bolt, #10-24x1/2 Ph Pan Hd, Type 23	F05015-17	14	
	Solenoid Assembly, DC Up/Down	086747	1	
	Solenoid Assembly, DC Power Feed	086749	1	
	Cover, Control Box Side Complete	086700	1	
28	Cover, Control Box Side	086699-1	1	
29	Gasket, Control Box Side	015274	1	
30	Solenoid, 200A 12V DPST	015417	2	
31	BOLT, M6x16 8.8 Fe/Zn5 PN-M/82105	F81001-15	3	
32	Washer, M6 Flat Zinc	F81053-1	6	
33	Nut, M6, Hex, Nylon Lock Zinc	F81031-2	3	
34	Bolt, #10-24x1/2 Ph Pan Hd, Type 23	F05015-17	12	
	Panel Assy, Power Feed Control SMT 97+	024412	1	
35	Gasket, Power Feed Control	015278	1	
36	Switch, XB2 BS542 Emergency	086556	1	
	Breaker Assembly, Sawmill Control Circuit	086746	1	
37	Rail, Circuit Breaker	015310	1	◆
38	Breaker, 15A Manual Reset	E20430	5	◆
39	Screw, H M5x10 8.8 Zinc	F81000-13	9	
40	Nut, M5-8 Zinc	F81030-2	9	
41	Bolt, M10x20mm, Hex Head, Gr 5.8 Zinc	F81003-1	2	
42	Washer, M10 Flat Zinc	F81055-1	4	
43	Nut, M10 Nylon Hex Zinc Lock	F81033-1	2	
44	Bolt, M5x16-8.8 Zinc	F81000-20	2	
45	Washer, M5 Flat Zinc	F81052-1	4	
46	Nut, M5-8 Zinc	F81030-2	2	

47	Breaker, 70A Manual Reset Panel Mount	015527	1	
48	Breaker, 50A Manual Reset Panel Mount	021256	1	
49	Boot, Circuit Breaker	021253	2	
50	Grommet, Rubber	087065	1	
51	Cap, SR1086 22.2 Dia. Hole	093544	1	

¹ Use in African version only.

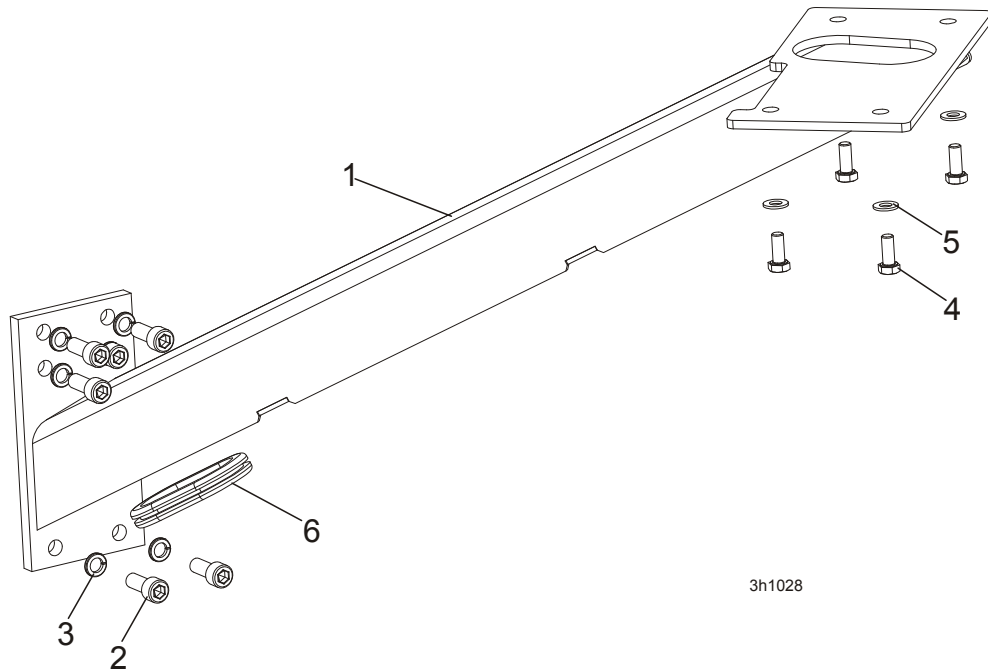
5.2 Control Assembly (Gas/Diesel), Optional Equipment



REF	DESCRIPTION (◆ Indicates Parts Available In Assemblies Only)	PART #	QTY.	
	CONTROL BOX ASSEMBLY, D42	095000	1	
1	DC Control Box	095012-1	1	
2	Plug, AS075 Oiltite	E20570	1	
3	Solenoid Parts (See Section)			
4	Screw, #10-24 x 1/2" Pan Head	F05015-17	16	
5	Panel Assembly, Power Feed Control	095010-1	1	
	Circuit Board, Control Box Power Feed	051667	1	

6	Gasket, Rear Access Panel	095011	1	
7	Front Control Panel & Wiring Harnesses (Section 5.4)			
8	Drum Switches (Section 5.3)			
9	Circuit Breakers (Section 5.5)			
10	Screw, #10-24 x 3/8" Phillips Pan Head	F05004-3	2	
11	Screw, #10-24 x 3/8" Phillips Pan Head Machine with Neo Washer	F05004-148	4	
12	Nut, #10-24 Self Locking	F05010-14	6	
13	Bolt, 3/8-16 x 3/4" Hex Head	F05007-27	2	
14	Washer, 10.5 Flat	F81055-1	2	
15	Nut, 3/8" Lock Nut	F05010-19	2	
16	Cover, Control Box Hinged	015304	1	
17	Nut, 1/4-20 Self-locking	F05010-9	2	
18	Bolt, 1/4-20 x 1 1/4" Hex Head Tap	F05005-3	1	
19	Solenoid, 200A 12V SPST	015470	1	
	Diode Assembly, Solenoid Coil Chassis GND	087496	1	
20	Gasket, Front Access Panel	015266	1	
21	Panel, Control Box Front Access	086704-1	1	
22	MOUNT WELDMENT, STANDARD CONTROL BOX	086732-1	1	
23	NUT, 5/16-18 SELF-LOCKING HEX	F05010-20	4	
24	BOLT, M10 X 25-8.8 SOCKET HEAD	F81003-32	4	
25	WASHER, 10.2 SPLIT LOCK	F81055-2	4	
26	WASHER, 3/8" EXTERIOR STAR LOCK	F05011-36	4	
27	DECAL, FRONT OUTRIGGER WARNING	015400	1	
28	DECAL, EAR/EYE PROTECTION WARNING	S11753	1	
29	DECAL, DISCONNECT BATTERY DANGER	S12002	1	
30	DECAL, CIRCUIT BREAKER ID ('98 SUPER)	024362	1	
31	SWITCH, RED EMERGENCY STOP XALJ174F	E22703-2	1	

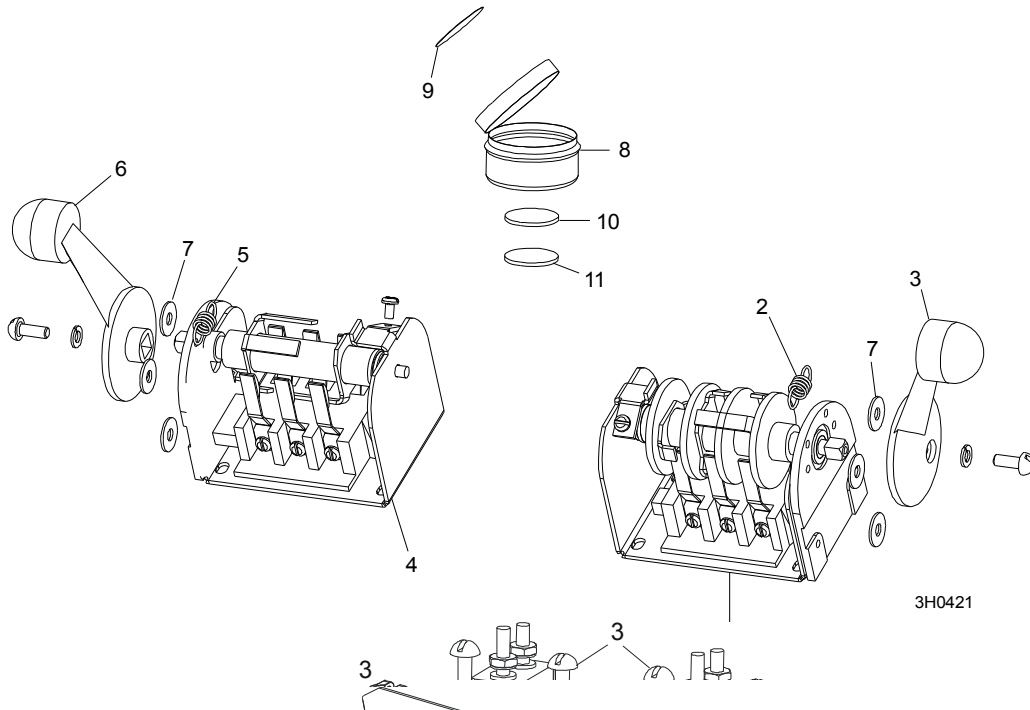
5.3 Control Box Bracket



3h1028

REF.	DESCRIPTION (◆ Indicates Parts Available In Assemblies Only)	PART #	QTY.
1	MOUNT WELDMENT, STANDARD CONTROL BOX	086732-1	1
2	BOLT, M10x25 8.8 HEX SOCKET HEAD CAP ZINC	F81003-32	6
3	WASHER, 10.2 SPLIT LOCK ZINC	F81055-2	6
4	BOLT, M8X20-8.8-B HEX HEAD FULL THREAD ZINC	F81002-4	4
5	WASHER, 8.4 FLAT ZINC	F81054-1	4
6	GROMMET, RUBBER	087065	1

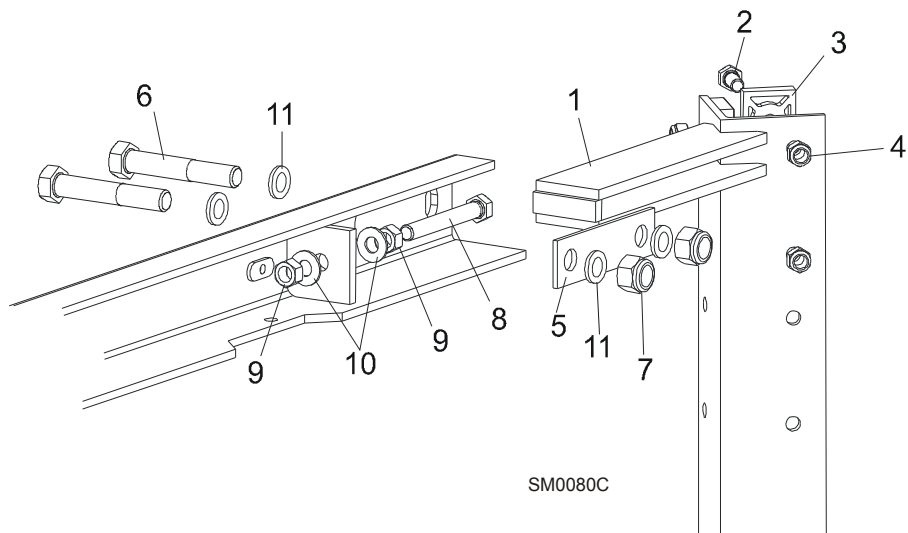
5.4 Drum Switches



3H0421

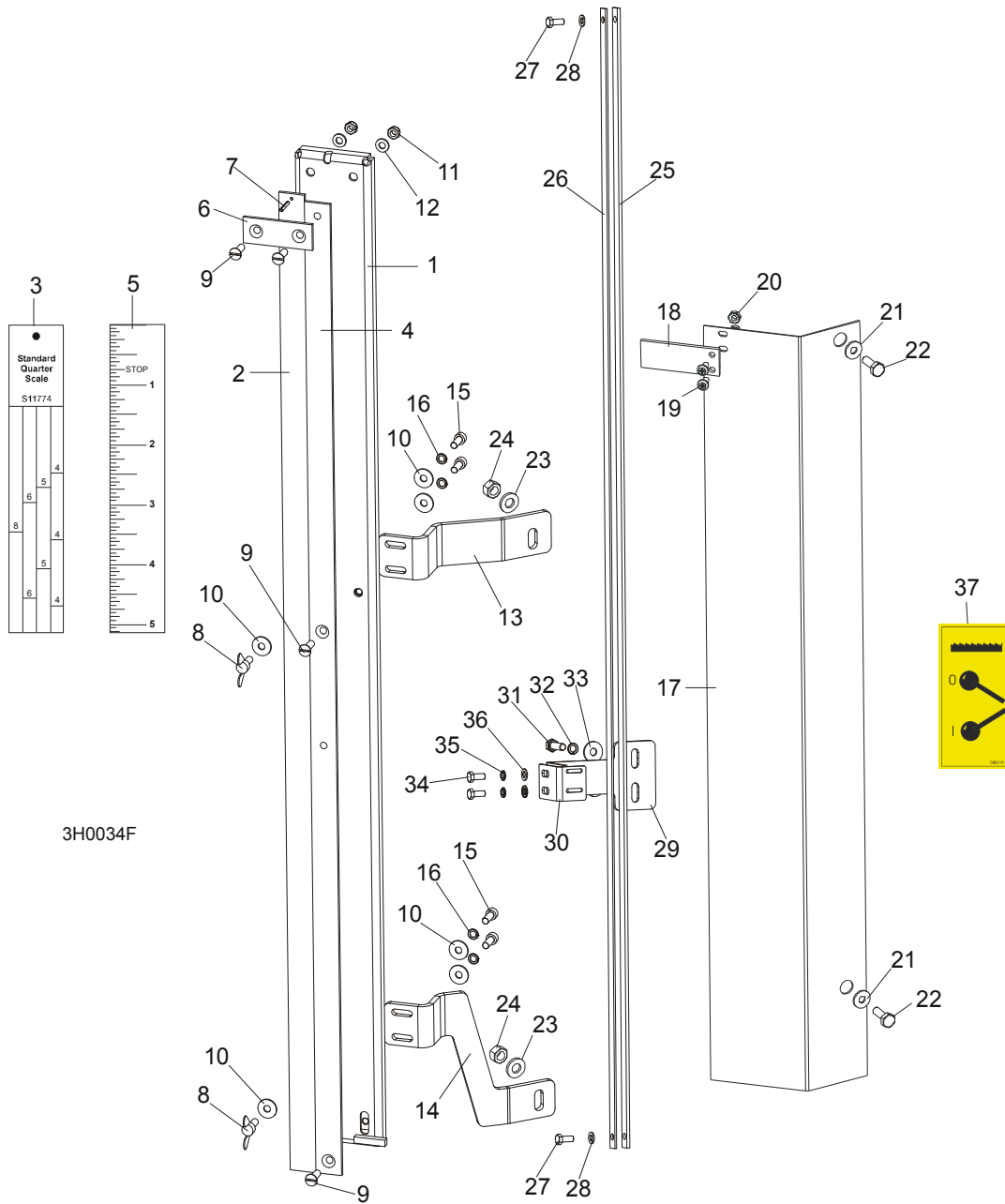
SECTION 6 UP/DOWN SYSTEM

6.1 Saw Head V-Brace Mount



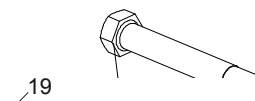
REF.	DESCRIPTION (◆ Indicates Parts Available In Assemblies Only)	PART #	QTY.
1	V-BRACE, SAW HEAD MOUNT	087125	1
2	BOLT, M8X20-5.8-ZINC HEX HEAD	F81002-4	10
	BOLT, M8X25-8.8-B-ZINC HEX HEAD	F81002-5	2
3	PAD, PLASTIC SLIDE	M04096	6
4	NUT, M8-8-B-ZINC HEX NYLON LOCK	F81032-2	12
5	PLATE, V-BRACE WASHER	091247	2
6	BOLT, M12X75-8.8-ZINC	F81004-21	4
7	NUT, M12 - 8 NYLON LOCK	F81034-2	4
8	BOLT, M10X70-8.8-ZINC HEX HEAD	F81003-20	2
9	NUT, M10-8-B-ZINC HEX	F81033-3	4
10	WASHER, 10.5 FLAT	F81055-1	4
11	WASHER, 13 SPLIT LOCK ZINC	F81056-1	8

6.2 Blade Height Scale



3H0034F

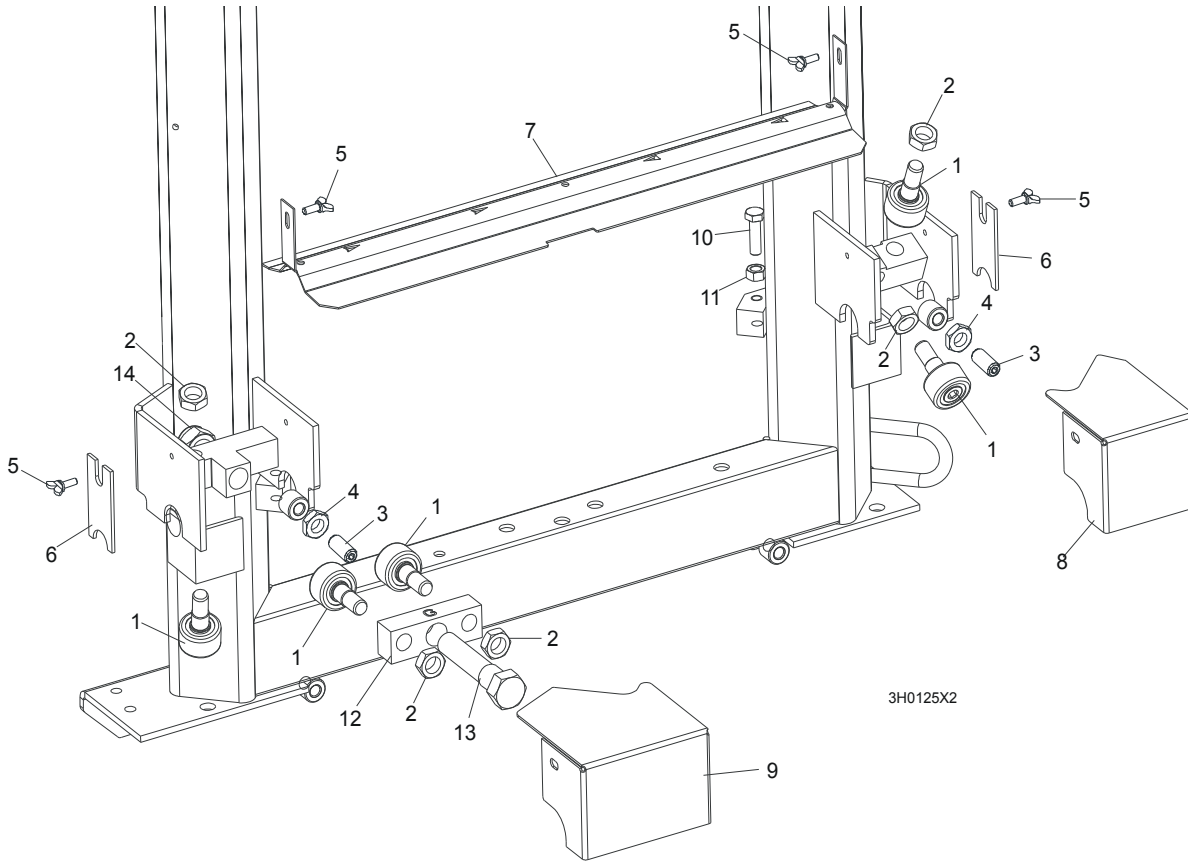
REF.	DESCRIPTION (◆ Indicates Parts Available In Assemblies Only)	PART #	QTY.
	SCALE, BLADE HEIGHT W/SCANNER	098882	1
1	Bracket, Scale Mounting	098890-1	1
2	Scale, 35" Quarter	093342	1
3	Decal, 35" Standard Quarter Scale	090716	1
	Decal, 35" Grade Hardwood Quarter Scale	090717	1
4	Scale, 35" Inch	093341	1
5	Decal, 35" Inch	090709	1
6	Strap, Scale Hold-Down	093134	1
7	Pin, 3x20 Roll	F81044-5	1
8	Screw, M6x16 Wing	F81001-16	2



1

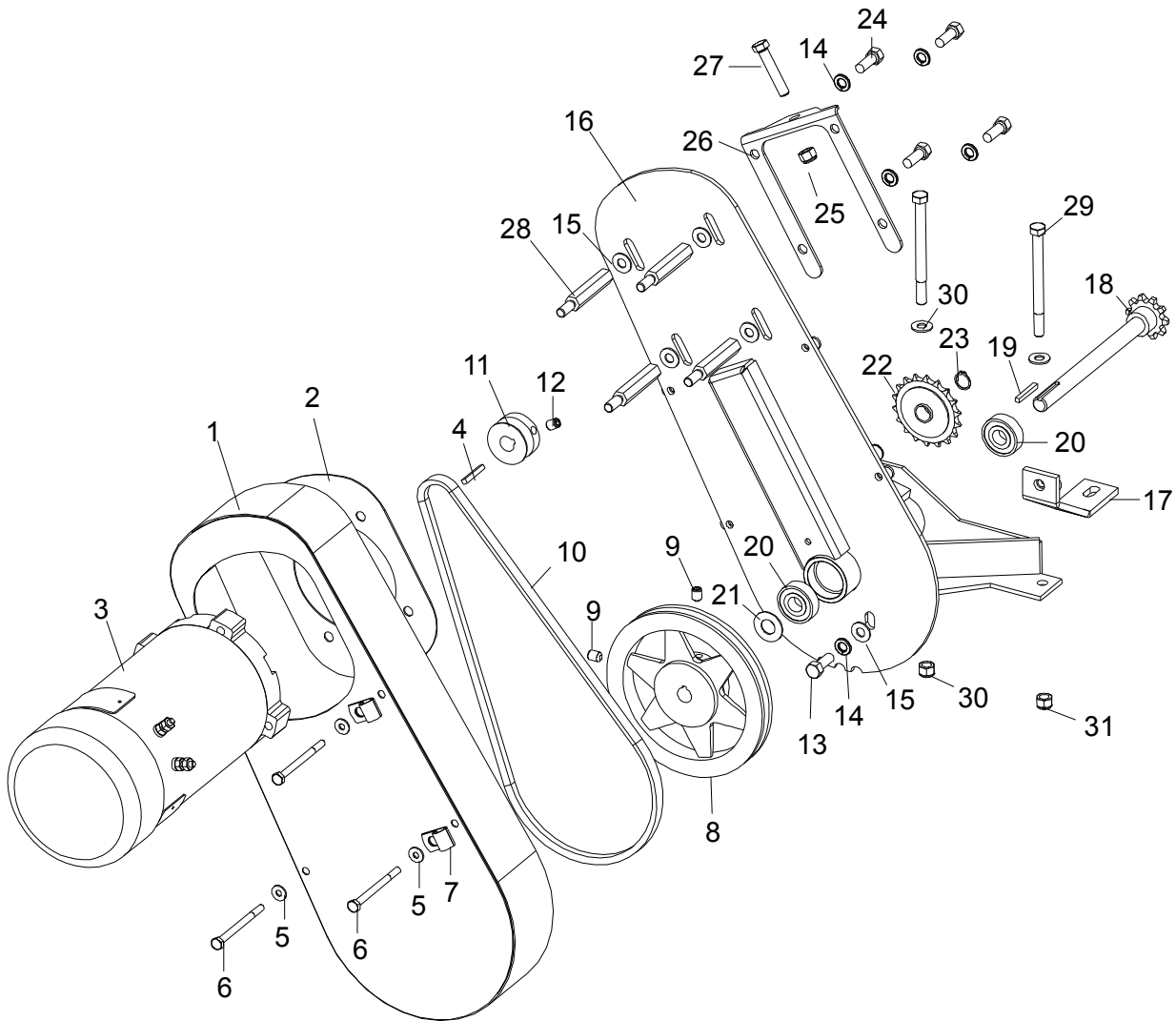
SECTION 7 POWER FEED & TRACK ROLLERS

7.1 Upper Track Rollers And Wipers



REF	DESCRIPTION (◆ Indicates Parts Available In Assemblies Only)	PART #	QTY.
1	ROLLER, TRACK CAM BEARING (MCGILL)	012797	5
2	NUT, 5/8-18 HEX JAM	F05010-11	5
3	SCREW, M12 X 30 OVAL POINT SET	F81004-14	2
4	NUT, M12-8-B HEX JAM	F81034-1	2
5	SCREW, M6 X 16 THUMB	F81001-16	4
6	WIPER, PLASTIC TRACK	M04113	2
7	COVER, LT40/70 MIDDLE TRACK - SERVICE	092868-S	1
	Cover, LT40/70 Middle Track Ptd	092868-1	1
	Strip, 3/16 X 2 X 23 Felt	S09915	1
8	HOUSING, UPPER TRACK ROLLER REAR	086913-1	1
9	HOUSING, UPPER TRACK ROLLER FRONT	086914-1	1
10	BOLT, M10 X 35-8.8 HEX HEAD	F81003-17	2
11	NUT, M10-8 HEX JAM	F81033-3	2
12	BRACKET, UPPER TRACK ROLLER	086859-1	1
13	BOLT, HEX HEAD	086911	1
14	NUT, M20-8 HEX	F81037-2	1

7.2 Power Feed Assembly,

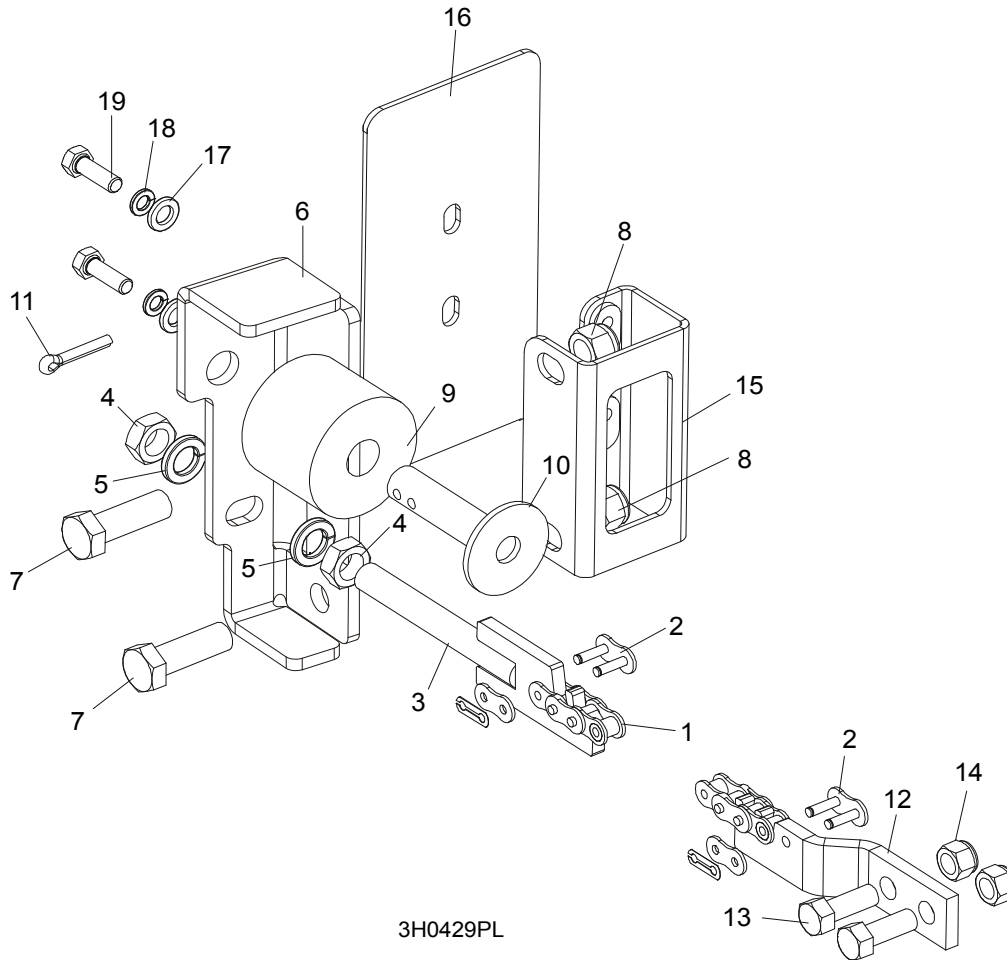


3H0619-2

REF	DESCRIPTION (◆ Indicates Parts Available In Assemblies Only)	PART #	QTY.
	POWER FEED ASSEMBLY	015125	1
1	Cover Weldment, Top Power Feed	015126	1
2	Plate, Power Feed Motor	015133	1
3	Motor, 3/4HP Power Feed Painted	024169	1
	Brush Kit, Leeson 3/4HP Motor (Includes 2 Brushes and 2 Springs)	024167	1
	Fan, 3/4 HP Leeson Motor Replacement	016087	1
4	Key, 3/16" Square x 1 3/8" Long	016109	1
5	Washer, 6.5 Flat	F81053-11	4
6	Bolt, M6x80 Hex Head Zinc	F81001-61	4
7	Clamp, 1/2" EMT Coated	P07584	2
8	Sheave, AK71 x 5/8" Power Feed (200ft./min.)	016088	1
9	Screw, 5/16-18 x 3/4" Cup Point Set	F05006-32	2

10	Belt, AX36 (200ft./min.)	016083	1	
11	Sheave, 1 3/4" Feed Motor	015135	1	
12	Screw, 3/8"-16 x 1/2" Cup Point Set	F05007-12	1	
13	Bolt, M10x25-8.8 Hex Head Zinc	F81003-11	1	
14	Washer, 10.2 Split Lock	F81055-2	5	
15	Washer, 10.5 Flat	F81055-1	5	
16	Bracket, Power Feed Mount	015162-1	1	
17	Brace Weldment, Power Feed Mounting	086554-1	1	
	Shaft Assembly, Power Feed with Key	016066	1	
18	Shaft Weldment, Power Feed	015129	1	◆
19	Key, 3/16" Square x 1 3/8" Long	016108	1	
20	Bearing, 6203 2RSP6-5/8 CX	095087	2	
21	Washer, 5/8" x 15/16" x .094" Nylon	F05011-19	1	
22	Sprocket, 40 Idler 18T 5/8" ID	P04333	1	
23	Ring, Z15 Outer Retaining	F81090-2	1	
24	Bolt, 3/8-16 x 3/4" Hex Head	F05007-27	4	
25	Nut, 3/8-16 Hex Nylon Lock	F05010-10	1	
26	Plate, Belt Tensioner	015134	1	
27	Bolt, 3/8-16 x 2" Full Thread Hex Head	F05007-16	1	
28	Spacer, Power Feed Motor	015136	4	
29	BOLT, 3/8-16 X 4 1/2" HEX HEAD	F05007-35	2	
30	WASHER, 10.5 FLAT	F81055-1	4	
31	NUT, 3/8-16 HEX NYLON LOCK	F05010-10	2	

7.3 Feed Chain/Stop, LT40 Series

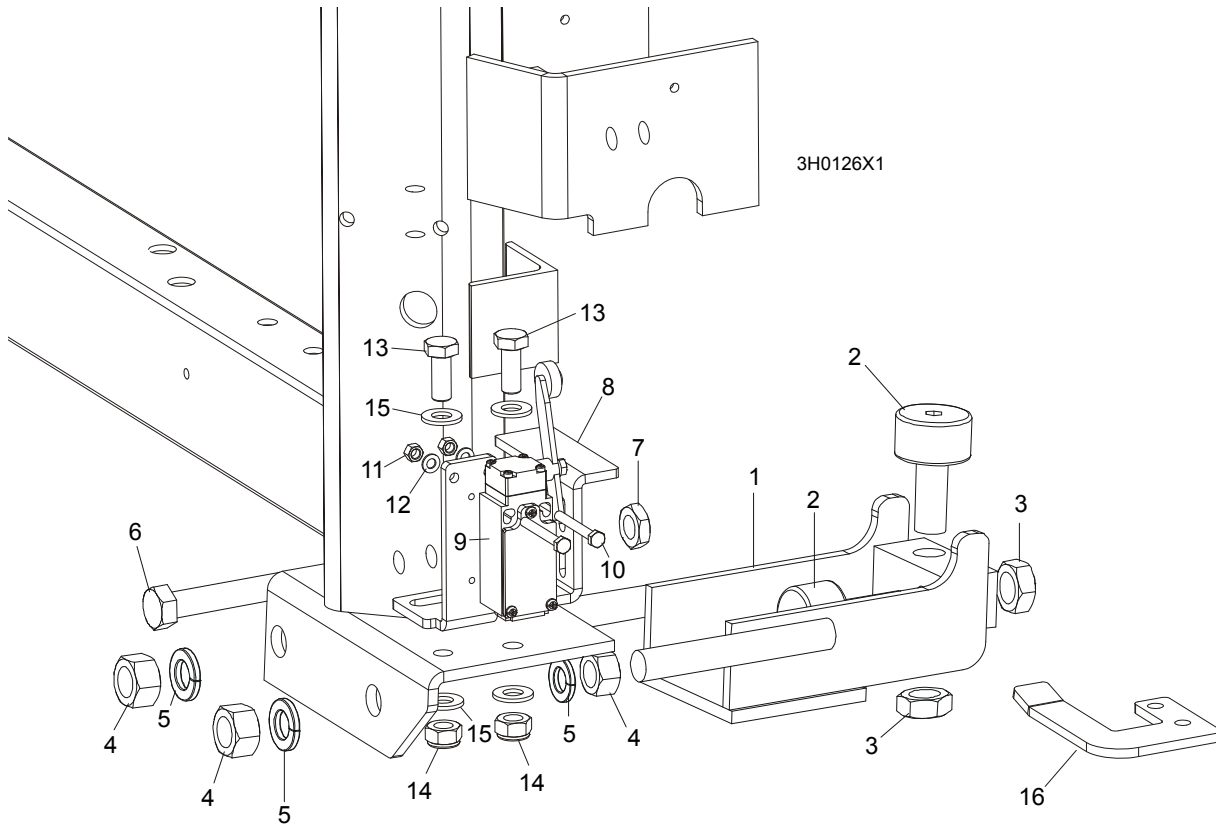


3H0429PL

REF	DESCRIPTION (◆ Indicates Parts Available In Assemblies Only)	PART #	QTY.
1	CHAIN #40 ROLLER 367,5"	090445	1
2	LINK, #40 MASTER	P04200	2
3	TENSIONER WELDMENT, POWER FEED CHAIN	086818-1	1
4	NUT, M12-5 HEX JAM	F81034-4	2
5	WASHER, 12.2 SPLIT LOCK	F81056-2	2
6	BRACKET, FEED CHAIN REAR MOUNT	087628-1	1
7	BOLT, M12 X 40 8.8 HEX HEAD GRADE 5	F81004-4	2
8	NUT, M12-8 HEX NYLON LOCK	F81034-2	2
	STOP KIT, RUBBER CARRIAGE	K09630	2
9	Stop, Rubber Carriage	P12165	1
10	Pin, Rubber Carriage Stop	W09293	1
11	Pin, 3/16" X 1" Cotter	F05012-21	1
12	BRACKET, FRONT FEED CHAIN MOUNT	095733-1	1
13	BOLT, M10x25 8.8 HEX HEAD	F81003-31	2
14	NUT, M10-8-B HEX NYLON LOCK	F81033-1	2
15	BRACKET WELDMENT, REAR MAIN TUBE COVER MOUNT	087105-1	1
16	COVER, REAR MAIN TUBE	015023	1
17	WASHER, 8.4 FLAT	F81054-1	2
18	WASHER, 8.2 SPLIT LOCK	F81054-4	2

19	BOLT, M8x25-8.8 HEX HEAD	F81002-5	2	
----	--------------------------	----------	---	--

7.4 Lower Track Rollers



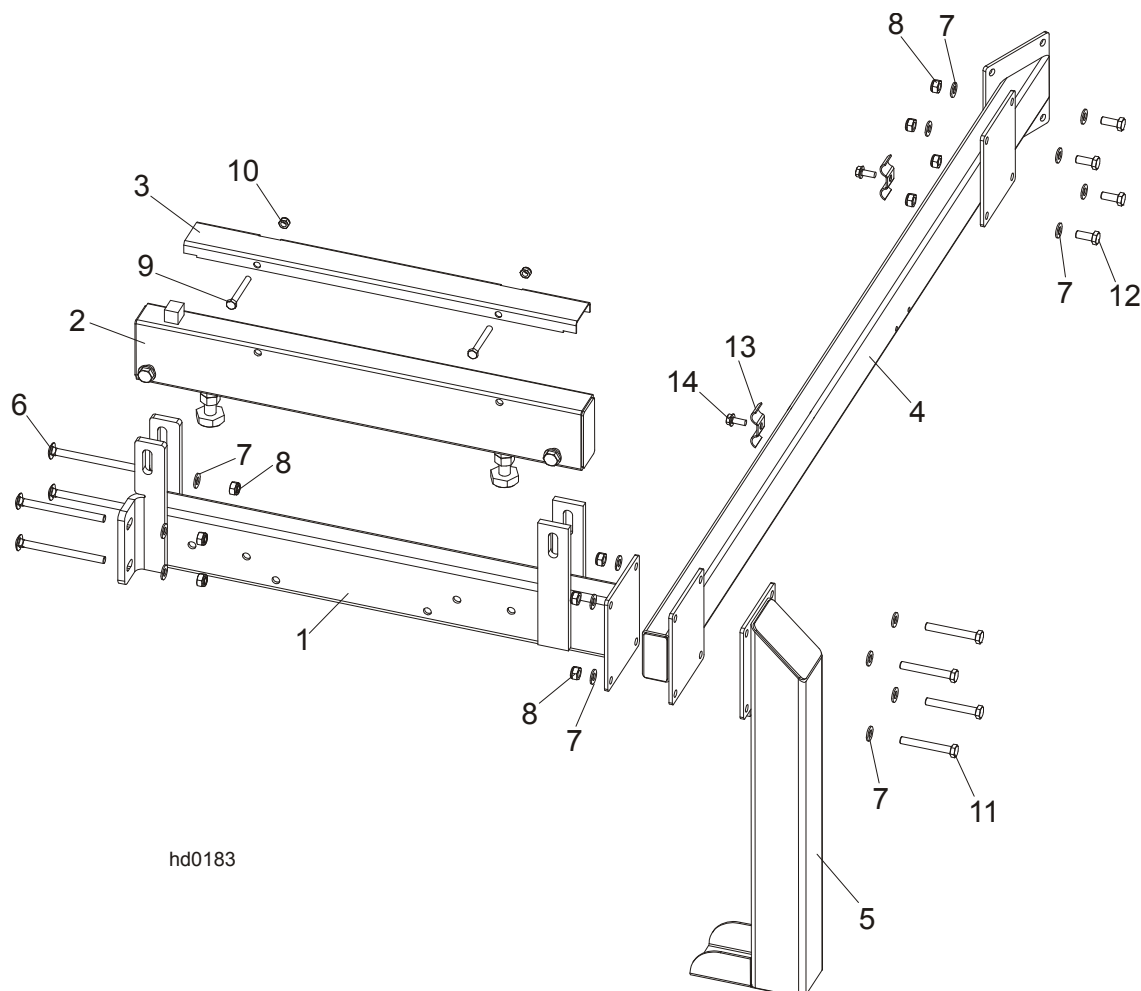
REF	DESCRIPTION (◆ Indicates Parts Available In Assemblies Only)	PART #	QTY.
	ROLLER ASSEMBLY, LOWER TRACK	098741	2
1	Bracket, Lower Track Roller Mounting	098740-1	1
2	Roller, Track Cam Bearing (McGill)	012797	2
3	Nut, 5/8-18 Hex Jam	F05010-11	2
4	Nut, M16, Hexagon, Grade 5.8 Plain	F81036-1	4
5	Washer, 16.3 Split Lock	F81058-2	4
6	BOLT, M12 X 55-8.8 HEX HEAD FULL THREAD	F81004-12	2
7	NUT, M12-8-B HEX JAM	F81034-1	2
8	BRACKET, POWER SUPPLY STRIP AND LIMIT SWITCH	086380-1	1
9	SWITCH, GLCB01A2B LIMIT	086469	1
10	BOLT, M5 X 40 8.8 HEX HEAD	F81000-11	2
11	NUT, M5-8	F81030-1	2
12	WASHER, 5.3 FLAT	F81052-1	2
13	BOLT, M10 X 25 8.8	F81003-11	2
14	NUT, M10 NYLON	F81033-1	2
15	WASHER, 10.5 FLAT	F81055-1	2
16	BRACKET, LIMIT SWITCH	091852-1	1

SECTION 8 BED FRAME ASSEMBLY

8 BED FRAME ASSEMBLY

Clamp Mount Assembly, Front (AH5/7)

8.1 Clamp Mount Assembly, Front (AH5/7)



hd0183

L.P.	OPIS (♦ wskazuje części dostępne jedynie w zespołach)	NUMER KAT.	SZT.
	CLAMP MOUNT ASSEMBLY - FRONT	092937	1
1	Bed Rail Assembly, Front	092903-1	1
2	Bed Rail AH5/DH5	095131-1	1
3	Cover, 22.75 SS LT50 Pivot	S13012	1
4	Tube Weldment, Bed Front	092904-1	1
5	Leg, Stationary Left	087450-1	1
6	Bolt, M10 X 125-8.8 Carriage Head	F81003-34	4
7	Washer, Flat, M10, Zinc	F81055-1	20
8	Nut, M10, Nylon Hex Zinc Lock	F81033-1	12
9	Bolt, M8 x 65mm, HH, Grade 5.8, Zinc	F81002-3	2
10	Nut, M8, Hexagon, Nylon Lock Zinc	F81032-2	2
11	Bolt, M10x75-8.8-Fe/Zn5 PN-M/82101	F81003-15	4
12	Bolt, M10-1.5x25mm HH Gr 8.8	F81003-11	4

BED FRAME ASSEMBLY
Clamp Mount Assembly, Front (AH5/7)

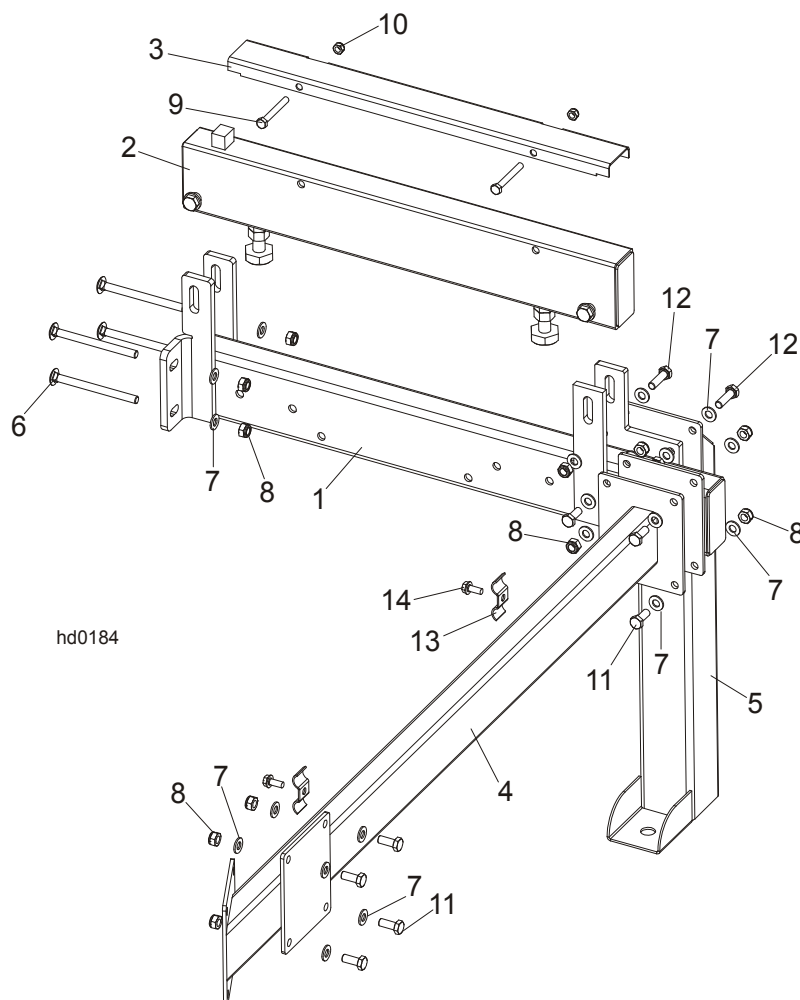
8

13	Plate, 1/4 Hose Clamp Ptd	S09245	2	
14	Bolt, 5/16-18x3/4 Self Tap	F05015-30	2	

8 BED FRAME ASSEMBLY

Clamp Mount Assembly, Rear (AH5/7)

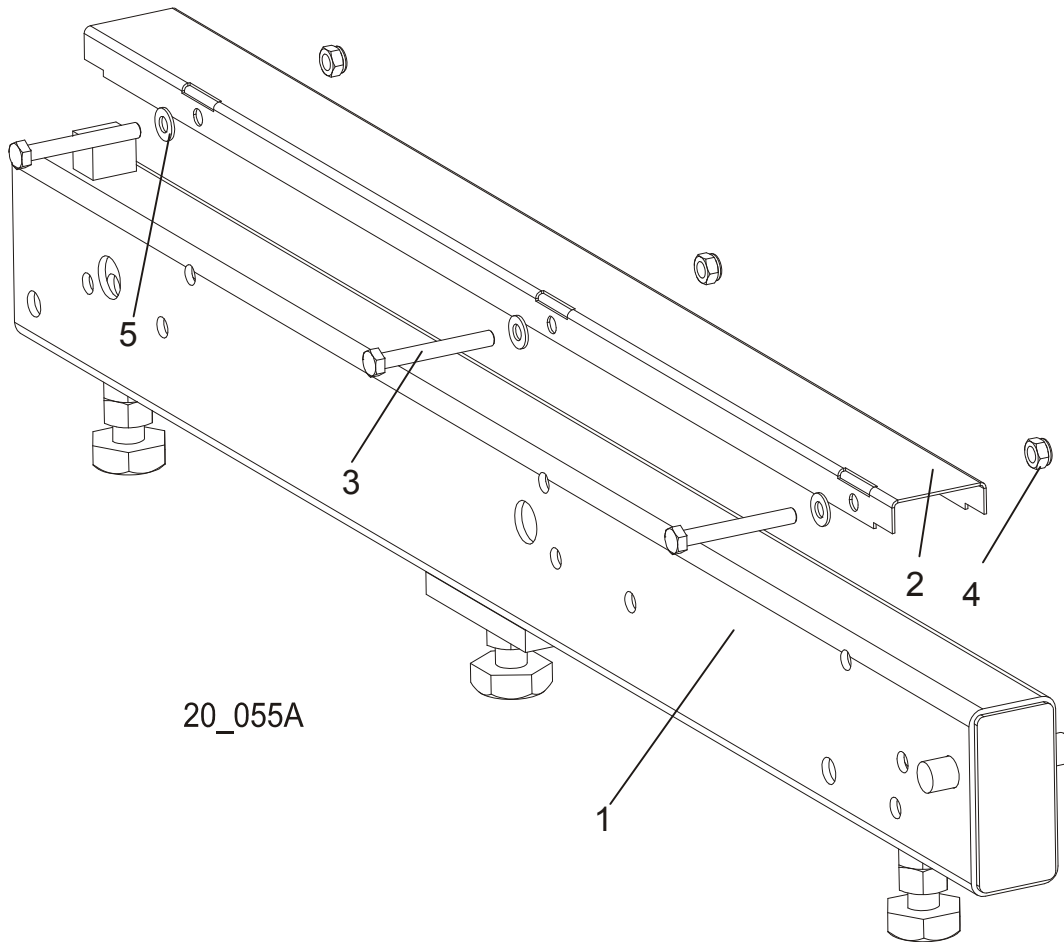
8.2 Clamp Mount Assembly, Rear (AH5/7)



L.P.	OPIS (♦ wskazuje części dostępne jedynie w zespołach)	NUMER KAT.	SZT.
	CLAMP MOUNT ASSEMBLY - REAR	092938	1
1	Bed Rail Assembly, Rear	092902-1	1
2	Bed Rail AH5/DH5	095131-1	1
3	Cover, 22.75 SS LT50 Pivot	S13012	1
4	Tube Weldment, Bed Rear	092907-1	1
5	Leg, Stationary Left	087450-1	1
6	Bolt, M10 X 125-8.8 Carriage Head	F81003-34	4
7	Washer, Flat, M10, Zinc	F81055-1	28
8	Nut, M10, Nylon Hex Zinc Lock	F81033-1	16
9	Bolt, M8 x 65mm, HH, Grade 5.8, Zinc	F81002-3	2
10	Nut, M8, Hexagon, Nylon Lock Zinc	F81032-2	2
11	Bolt, M10-1.5x25mm HH Gr 8.8	F81003-11	4
12	Bolt, M10x35mm HH Gr 8.8	F81003-17	4

13	Plate, 1/4 Hose Clamp Ptd	S09245	2	
14	Bolt, 5/16-18x3/4 Self Tap	F05015-30	2	

8.3 Bed Rail Assembly (L Type Frame)

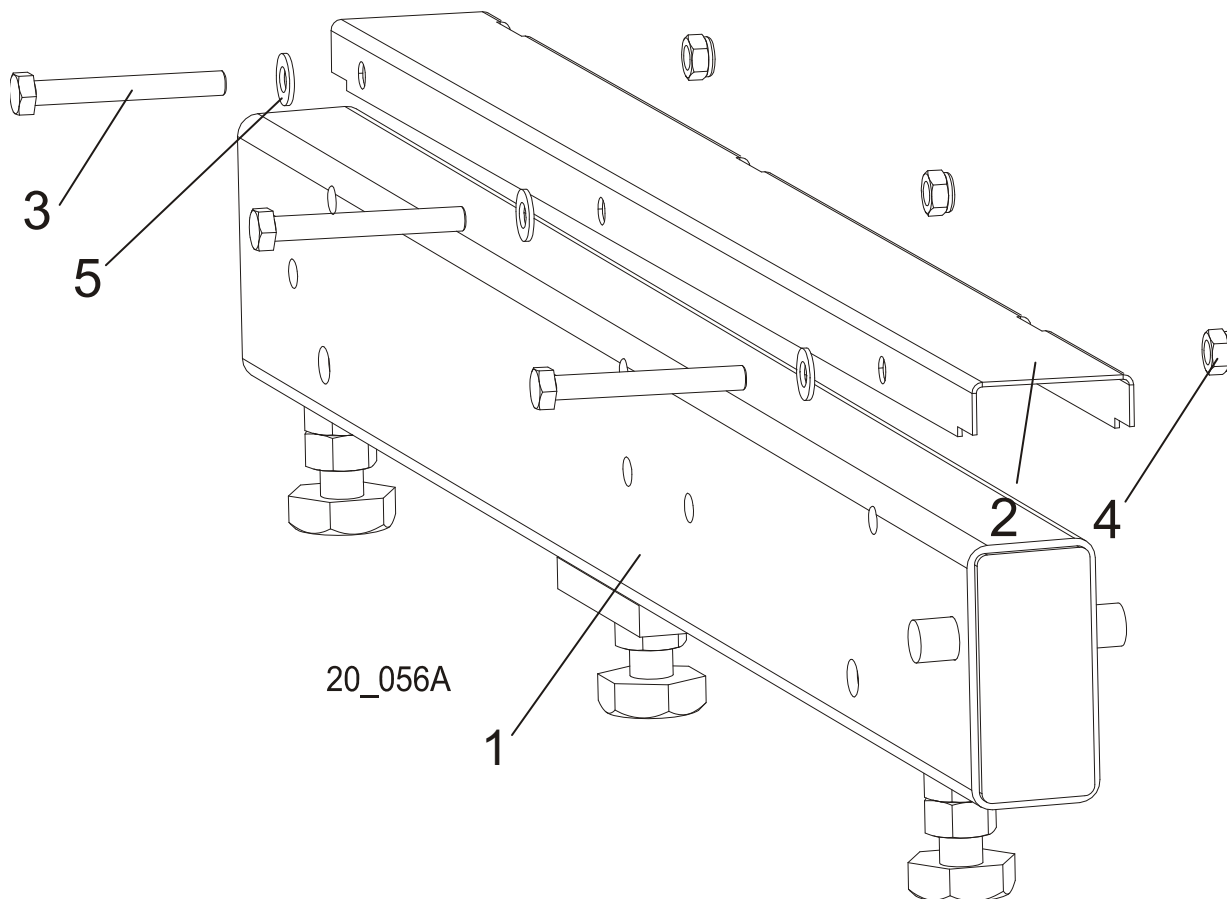


REF.	DESCRIPTION (◆ Indicates Parts Available In Assemblies Only)	PART #	QTY.	
1	LONG BED RAIL ASSEMBLY	089385	1	
2	COVER, STAINLESS STEEL BED RAIL	099124	1	
3	BOLT, M8X65-5,8 ZINC HEX HEAD	F81002-3	3	
4	NUT, M8-8-B-ZINC HEX NYLON LOCK	F81032-2	3	
5	WASHER, 8.4 FLAT ZINC	F81054-1	3	

8 BED FRAME ASSEMBLY

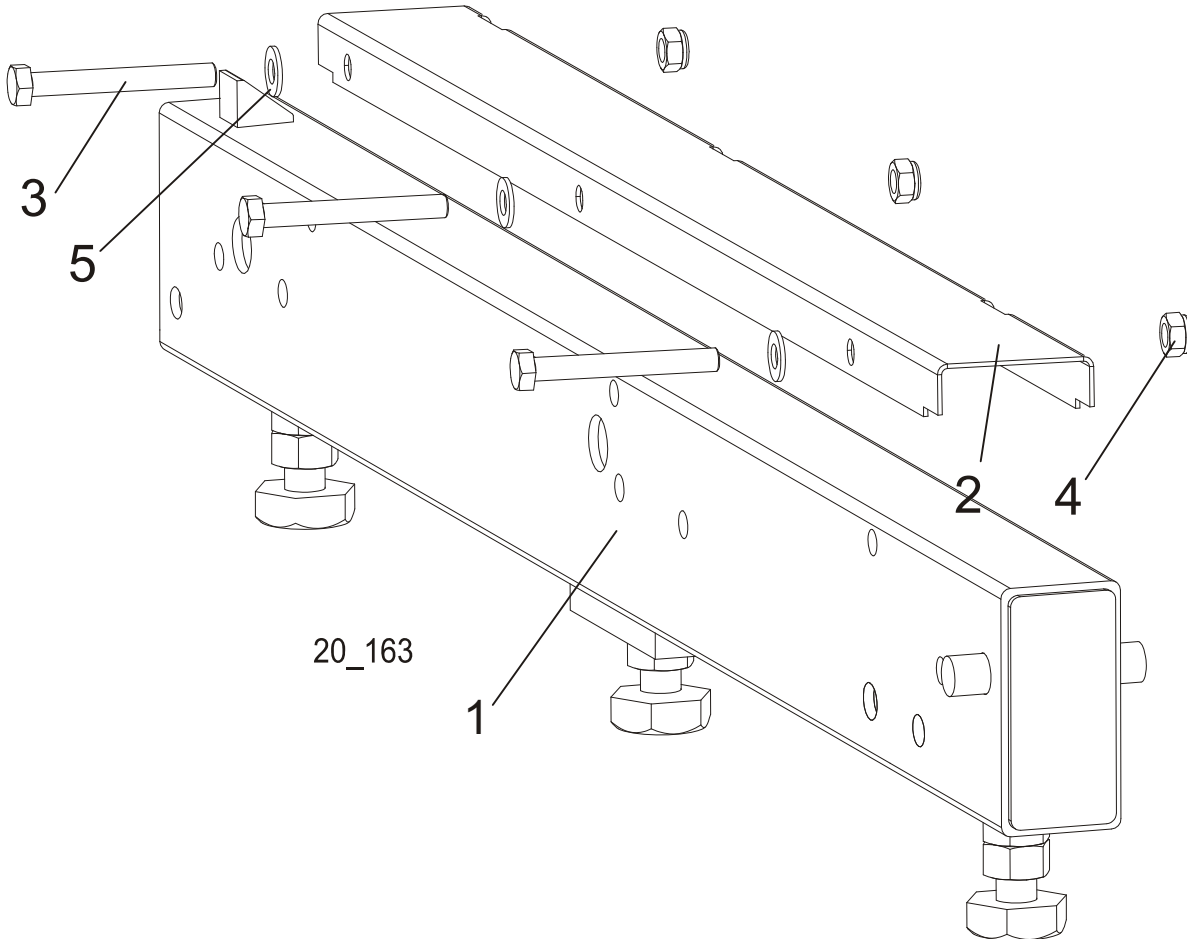
Bed Rail Assembly (L Type Frame)

8.4 Bed Rail Assembly (L Type Frame)



REF.	DESCRIPTION (◆ Indicates Parts Available In Assemblies Only)	PART #	QTY.	
1	BED RAIL ASSEMBLY, SHORT	089386	1	
2	COVER, STAINLESS STEEL BED RAIL	099124	1	
3	BOLT, M8X65-5,8 ZINC HEX HEAD	F81002-3	3	
4	NUT, M8-8-B-ZINC HEX NYLON LOCK	F81032-2	3	
5	WASHER, 8.4 FLAT ZINC	F81054-1	3	

8.5 Bed Rail Assembly (L Type Frame)

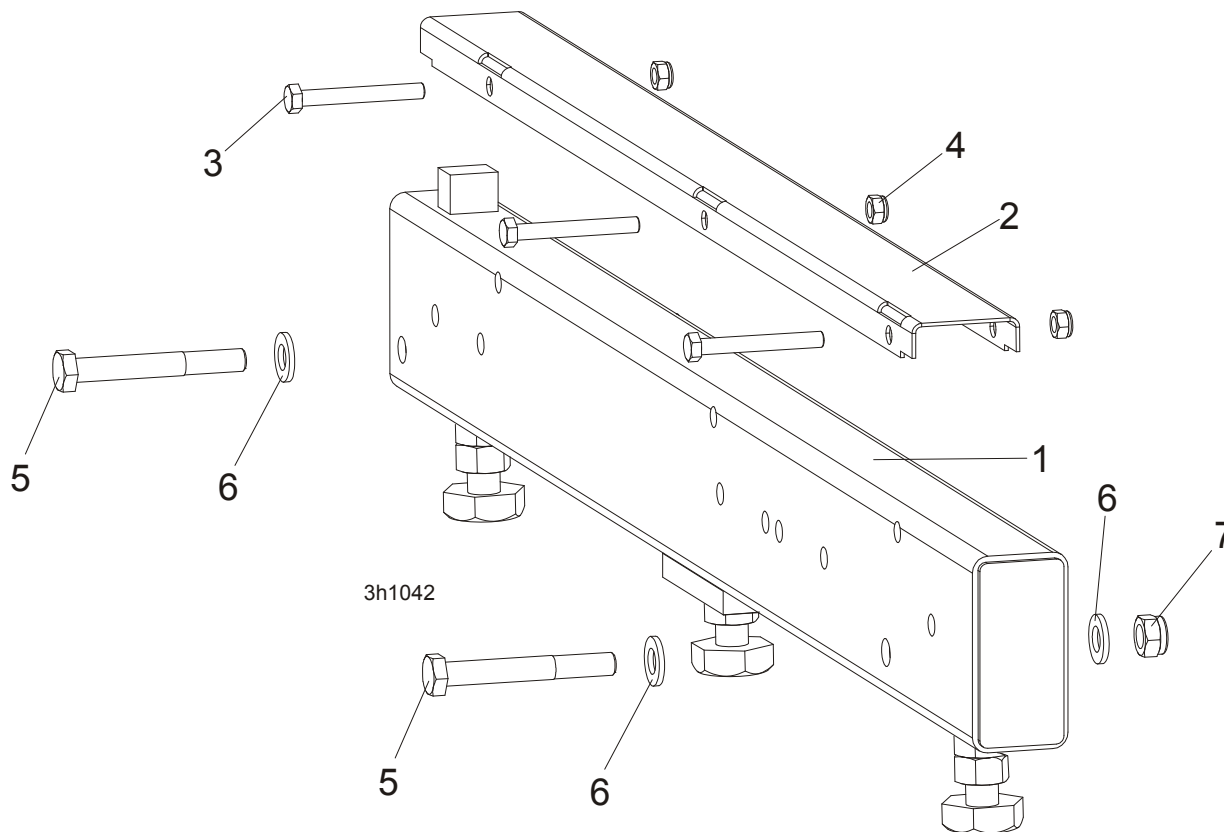


REF.	DESCRIPTION (◆ Indicates Parts Available In Assemblies Only)	PART #	QTY.
1	BED TRANSVERSE	100680	1
2	COVER, STAINLESS STEEL BED RAIL	099124	1
3	BOLT, M8X65-5,8 ZINC HEX HEAD	F81002-3	3
4	NUT, M8-8-B-ZINC HEX NYLON LOCK	F81032-2	3
5	WASHER, 8.4 FLAT ZINC	F81054-1	3

8 BED FRAME ASSEMBLY

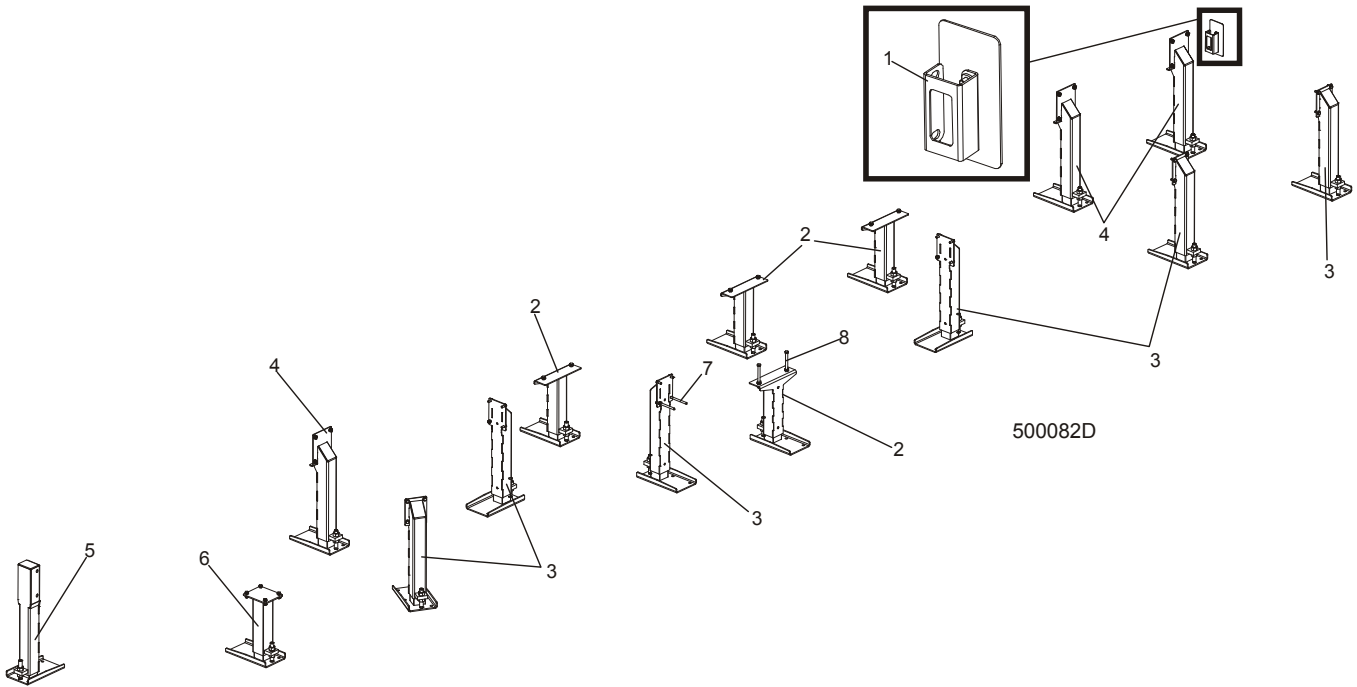
Bed Rail Assembly (L Type Frame)

8.6 Bed Rail Assembly (L Type Frame)



REF.	DESCRIPTION (◆ Indicates Parts Available In Assemblies Only)	PART #	QTY.
1	BED RAIL ASSEMBLY	096993	1
2	COVER, STAINLESS STEEL BED RAIL	099124	1
3	BOLT, M8X65-5,8 ZINC HEX HEAD	F81002-3	3
4	NUT, M8-8-B-ZINC HEX NYLON LOCK	F81032-2	3
5	BOLT,M12X90-8.8 HEX HEAD ZINC	F81004-2	2
6	WASHER, M12 , FLAT, ZINC	F81056-1	4
7	NUT,M12-8 HEX NYLON ZINC LOCK	F81034-2	2

8.7 Leg, Stationary

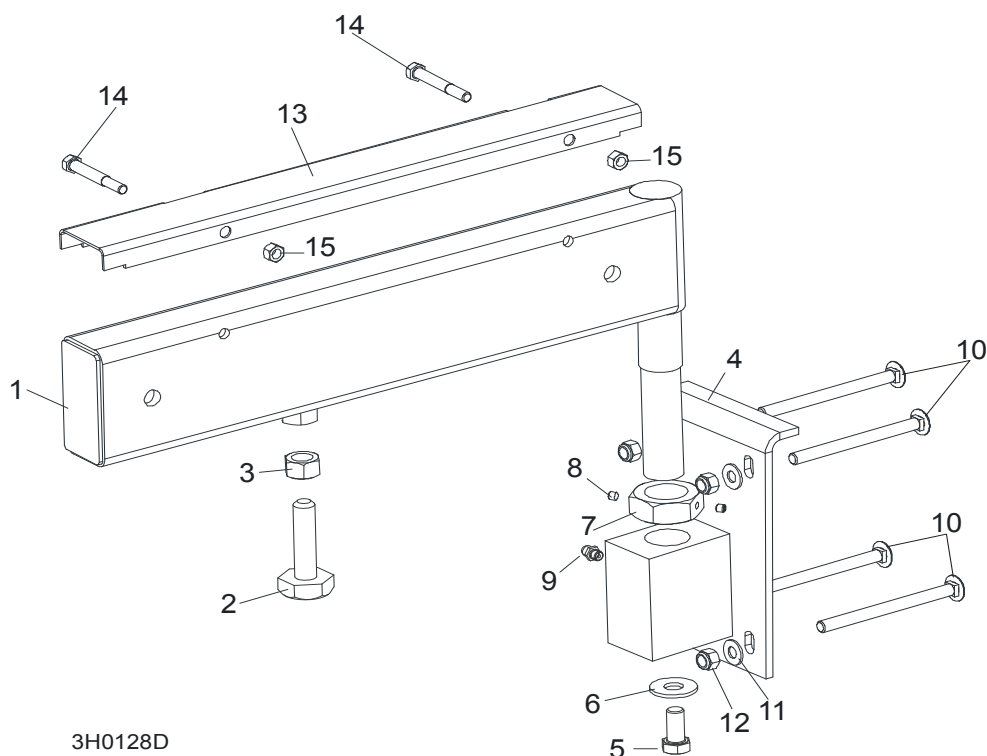


REF.	DESCRIPTION (◆ Indicates Parts Available In Assemblies Only)	PART #	QTY.
	LEG KIT, "L" FRAME OUTRIGGER STATIONARY	500531	1
1	COVER ASSEMBLY, MAIN TUBE	093052	1
2	LEG, OUTRIGGER STATIONARY MIDDLE	501637	4
3	LEG, OUTRIGGER STATIONARY LEFT	501639	6
4	LEG, OUTRIGGER STATIONARY RIGHT	501640	3
5	LEG, OUTRIGGER STATIONARY FRONT	501641	1
6	LEG, STATIONARY	505766	1
7	BOLT, M10x125-8.8 HEX HEAD ZINC	F81003-18	2
8	BOLT, M12x130-8.8-Fe/Zn5 PN-M/82101	F81004-36	2

8 BED FRAME ASSEMBLY

Pivot Bed Rail Assembly

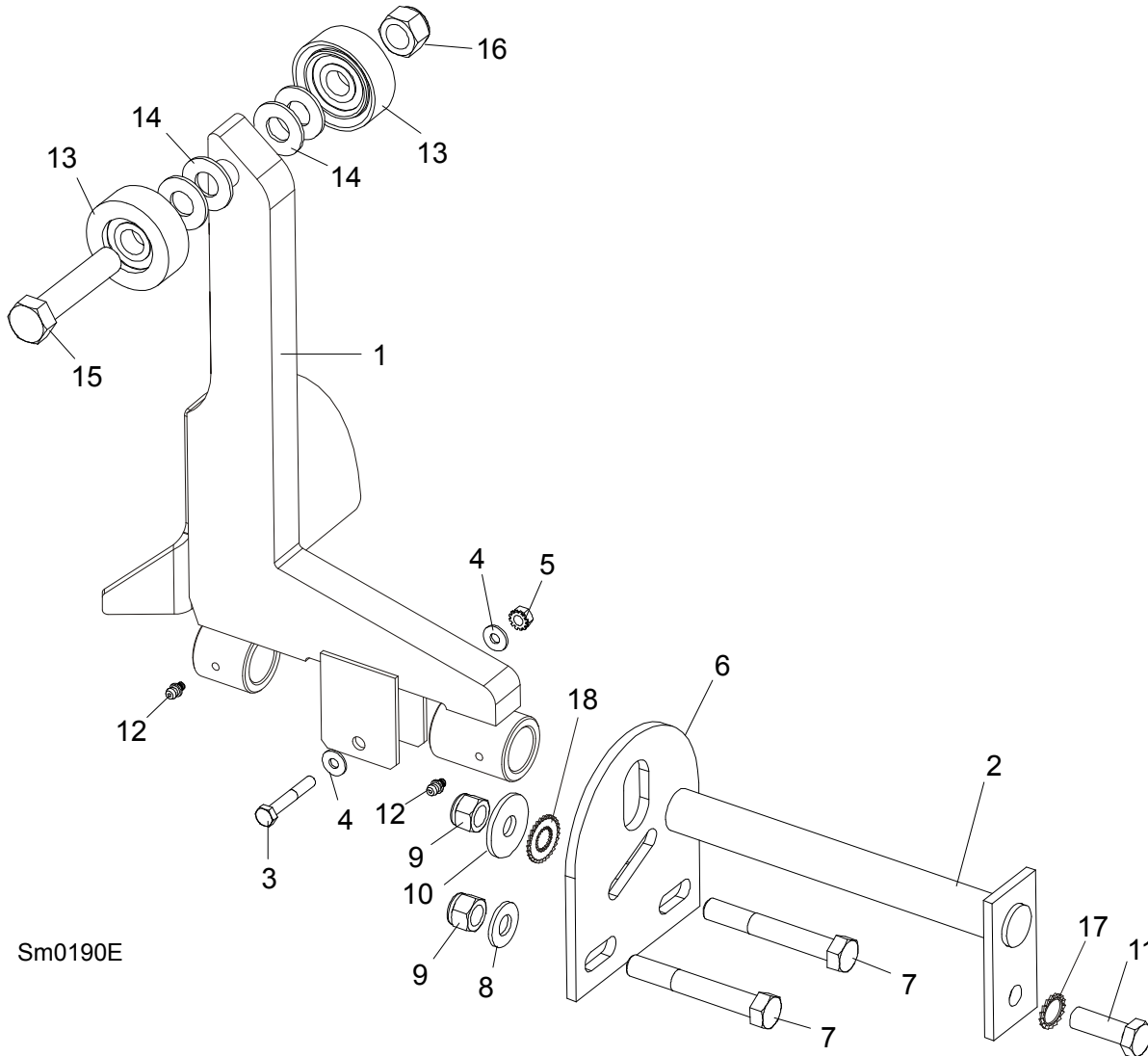
8.8 Pivot Bed Rail Assembly



3H0128D

REF.	DESCRIPTION (◆ Indicates Parts Available In Assemblies Only)	PART#	QTY.
	PIVOT BED RAIL, COMPLETE	087855	2
1	Pivot Bed Rail Assembly	087848-1	1
	Bolt Assembly, Bed Rail Adjustment		1
2	Bolt, Pivot Bed Rail Adjustment	505006	1
3	Nut, M16-5.8 Zinc Hex	F81036-1	1
4	Bracket, Pivot Bed Rail Mounting	087841-1	1
5	Bolt, M12x25-8.8 Hex Head Full Thread Zinc	F81004-31	1
6	Washer, 9/16" Zinc Flat	F05011-52	1
7	Nut, M32x2-04-B Zinc	087975	1
8	Screw, M6x8 Hex Socket Set Cone Point Zinc	F81013-1	2
9	Fitting, 3/16" Straight Grease	086280	1
10	BOLT, M10X125 8.8 MUSHROOM HEAD SQUARE NECK ZINC	F81003-34	4
11	WASHER, 10.5 FLAT	F81055-1	8
12	NUT, M16-8 HEX NYLON ZINC LOCK	F81036-2	8
	COVER KIT, STAINLESS STEEL PIVOT BED RAIL	N/A	2
13	Cover, Pivot Bed Rail	099123	1
14	Bolt, M8x65-5.8 Hex Head Zinc	F81002-3	2
15	Nut, M8-8-B Hex Nylon Zinc Lock	F81032-2	2
	WRENCH, BED RAIL ADJUSTMENT (See Section 8.5)	015970	1

8.9 Log Side Support Assembly (Manual)



Sm0190E

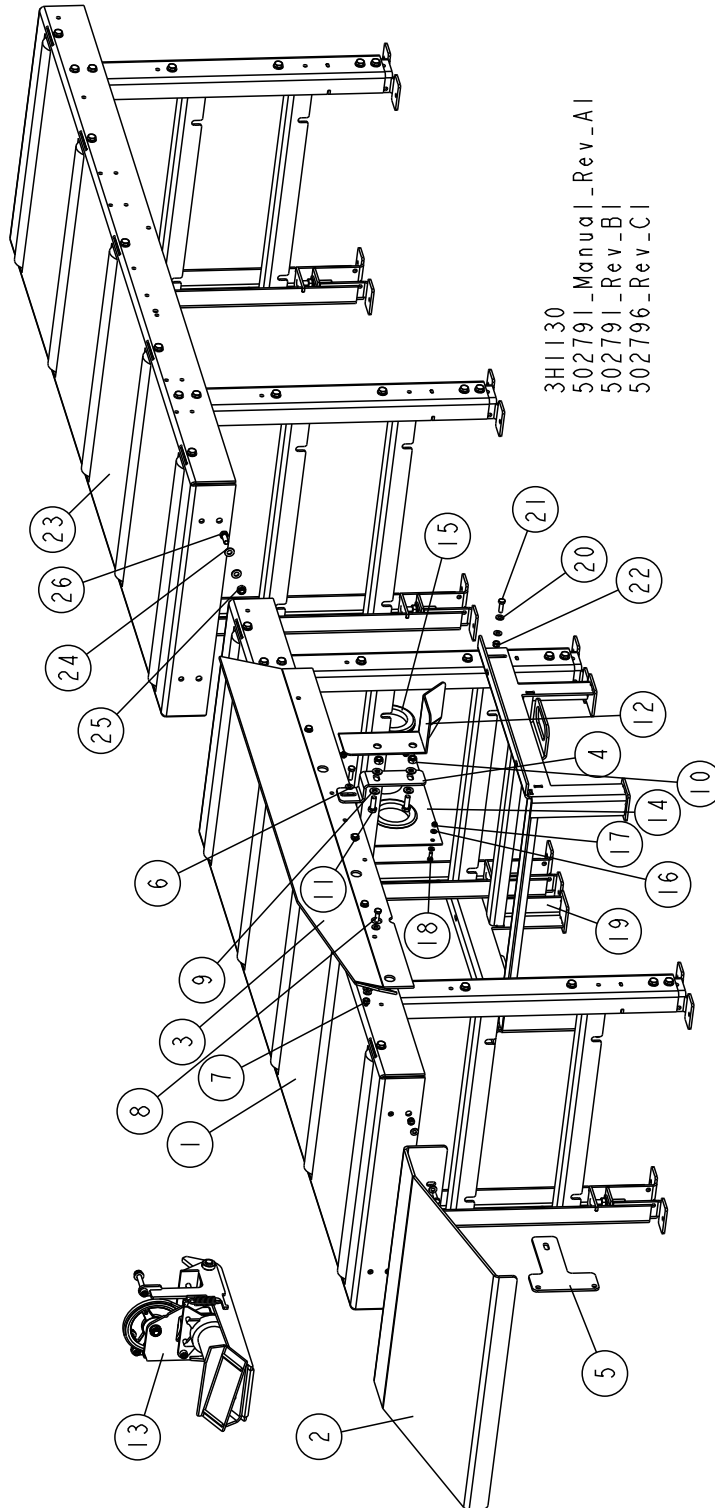
<u>See Section 9.6</u> for hydraulic side supports...			
REF.	DESCRIPTION (◆ Indicates Parts Available In Assemblies Only)	PART #	QTY.
1	SUPPORT, LOG SIDE W/GUARD	099785-1	1
2	PIN, LOG SIDE SUPPORT PIVOT	091549-1	1
3	BOLT, M8X45 - 8.8 HEX HEAD GRADE 5	F81002-14	1
4	WASHER, 8.4 FLAT	F81054-1	2
5	NUT, M8-8-B SELF LOCKING	F81032-2	1
6	PLATE, LOG SIDE SUPPORT END	091591-1	1
7	BOLT, M12 X 90-8.8 HEX HEAD	F81004-2	2
8	WASHER, 13 FLAT	F81056-1	2
9	NUT, M12-8 HEX NYLON LOCK	F81034-2	3

8

BED FRAME ASSEMBLY*Log Side Support Assembly (Manual)*

10	WASHER, .5" X 1.63" X 11" GA.	086184	1	
11	BOLT, M12 X 35-8.8 HEX HEAD	F81004-24	1	
12	FITTING, 3/16" GREASE	P04107	2	
13	ROLLER ASSEMBLY, SIDE SUPPORT	015014-1	2	
14	WASHER, 17 FLAT	F81058-1	2	
15	BOLT, M16X65-8.8-B HEX HEAD GRADE 5	F81006-1	1	
16	NUT, M16-8 NYLON LOCK	F81036-2	1	
17	WASHER, SPECIAL BOSART/2S, BN781 M12/13	F81056-16	1	
18	WASHER, SPECIAL BOSART/2S M12/12,3/30,3	F81056-17	1	
	INSTRUCTION SHEET, SIDE SUPPORT ROLLER	015109-526	1	

8.10 Board Return Table (LT40L Option)

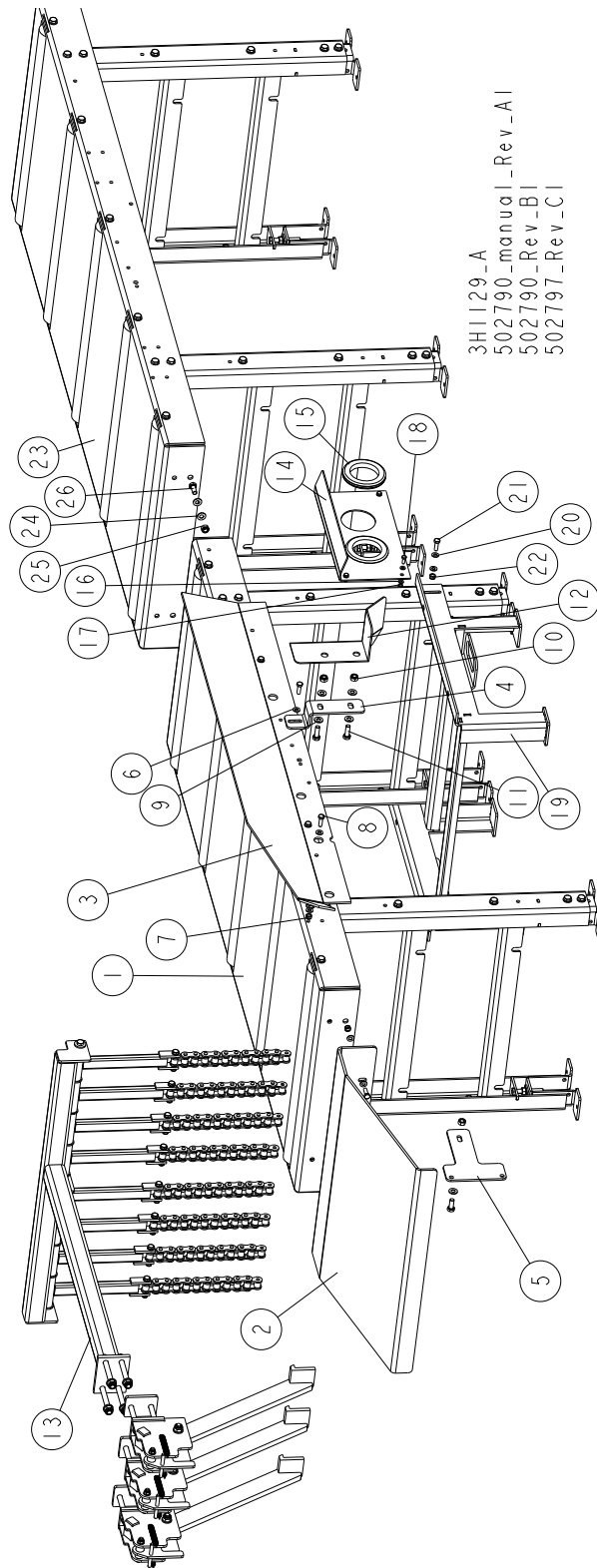


8

BED FRAME ASSEMBLY*Board Return Table (LT40L Option)*

REF.	DESCRIPTION (◆ Indicates Parts Available In Assemblies Only)	PART #	QTY.
	TABLE, LT40L DOUBLE	502791	1
	TABLE, LT40L LONG	502796	1
	TABLE, M FRAME LONG FRONT	502537	1
1	TABLE, M FRAME LONG See Section 8.14	502539	1
2	PLATE, FRONT, BOARD RETURN TABLE	502814-1	1
3	BRACKET, BOARD RETURN TABLE	501978-1	1
4	BRACKET, TABLE LONG, M	502813-1	1
5	BRACKET, FRONT, TABLE LONG, L	502812-1	1
6	WASHER, 8.4 FLAT, ZINC	F81054-1	17
7	NUT, M8-8-B, HEX,NYLON LOCK ZINC	F81032-2	9
8	BOLT, M8X25-8.8-B HEX HEAD FULL THREAD	F81002-5	9
9	WASHER, 10.5 FLAT ZINC	F81055-1	4
10	NUT, M10-8-B HEX NYLON ZINC LOCK	F81033-1	2
11	BOLT, M10x30-5.8 HEX HEAD FULL THREAD ZINC	F81003-2	2
12	COVER, HYDRAULIC HOSE - SPECIAL	502500-1	1
13	BOARD RETURN ASSEMBLY	087839-1	1
	COVER, HYDRAULIC HOSES COMPLETE	504262	1
14	PLATE, COVER, HYDRAULIC HOSES COMPLETE	504261-1	1
15	COVER, RUBBER 80 MM	089293	2
16	WASHER, M6, FLAT,ZINC	F81053-1	8
17	NUT,M6-8-B HEX,NYLON LOCK ZINC	F81031-2	4
18	BOLT M6X16 -8.8 Hex Head Full Thread Zinc	F81001-32	4
19	MOUNT, HYDRAULIC BOX	513155-1	1
20	WASHER, 8.4 FLAT, ZINC	F81054-1	4
21	BOLT, M8X25-8.8-B HEX HEAD FULL THREAD	F81002-5	2
22	NUT, M8-8-B, HEX,NYLON LOCK ZINC	F81032-2	2
23	TABLE, M FRAME LONG See Section 8.14	502539	1
24	WASHER, 10.5 FLAT ZINC	F81055-1	4
25	NUT, M10-8-B HEX NYLON ZINC LOCK	F81033-1	2
26	BOLT, M10-1.5X25MM HH GR8.8	F81003-11	2

8.11 Board Return Table (LT70L Option)



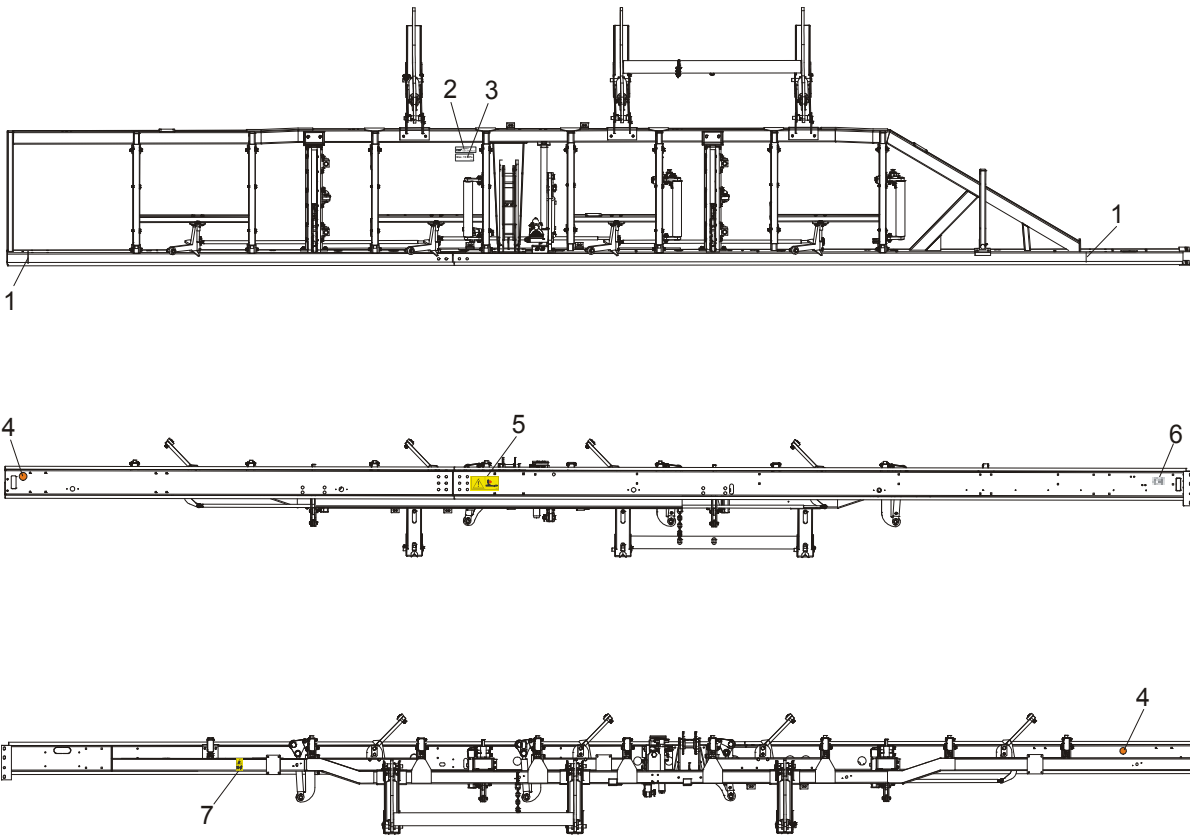
8

BED FRAME ASSEMBLY

Board Return Table (LT70L Option)

REF.	DESCRIPTION (◆ Indicates Parts Available In Assemblies Only)	PART #	QTY.
	TABLE, LT70L DOUBLE	502790	1
	TABLE, LT70L LONG	502797	1
	TABLE, M FRAME LONG FRONT	502537	1
1	TABLE, M FRAME LONG See Section 8.10	502539	1
2	PLATE, FRONT, BOARD RETURN TABLE	502814-1	1
3	BRACKET, BOARD RETURN TABLE	501978-1	1
4	BRACKET, TABLE LONG, M	502813-1	1
5	BRACKET, FRONT, TABLE LONG, L	502812-1	1
6	WASHER, 8.4 FLAT, ZINC	F81054-1	17
7	NUT, M8-8-B, HEX,NYLON LOCK ZINC	F81032-2	9
8	BOLT, M8X25-8.8-B HEX HEAD FULL THREAD	F81002-5	9
9	WASHER, 10.5 FLAT ZINC	F81055-1	4
10	NUT, M10-8-B HEX NYLON ZINC LOCK	F81033-1	2
11	BOLT, M10x30-5.8 HEX HEAD FULL THREAD ZINC	F81003-2	2
12	COVER, HYDRAULIC HOSE - SPECIAL	502500-1	1
13	BOARD RETURN ASSEMBLY See Section 4.3	092757	1
	COVER, HYDRAULIC HOSES COMPLETE	504262	1
14	PLATE, COVER, HYDRAULIC HOSES COMPLETE	504261-1	1
15	COVER, RUBBER 80 MM	089293	2
16	WASHER, M6, FLAT,ZINC	F81053-1	8
17	NUT,M6-8-B HEX,NYLON LOCK ZINC	F81031-2	4
18	BOLT M6X16 -8.8 Hex Head Full Thread Zinc	F81001-32	4
19	MOUNT, HYDRAULIC BOX	513155-1	1
20	WASHER, 8.4 FLAT, ZINC	F81054-1	4
21	BOLT, M8X25-8.8-B HEX HEAD FULL THREAD	F81002-5	2
22	NUT, M8-8-B, HEX,NYLON LOCK ZINC	F81032-2	2
23	TABLE, M FRAME LONG See Section 8.10	502539	1
24	WASHER, 10.5 FLAT ZINC	F81055-1	4
25	NUT, M10-8-B HEX NYLON ZINC LOCK	F81033-1	2
26	BOLT, M10-1.5X25MM HH GR8.8	F81003-11	2

8.12 Bed Frame Decals

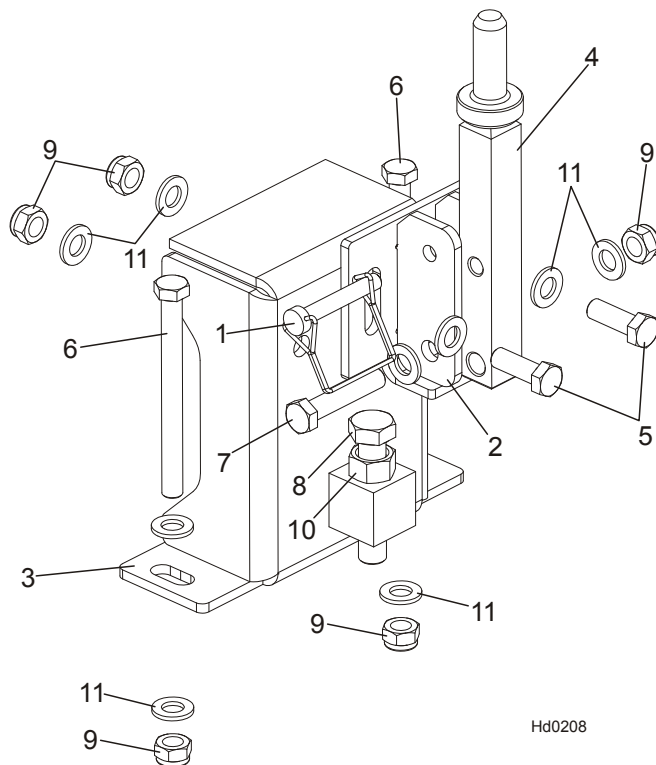


REF.	DESCRIPTION (◆ Indicates Parts Available In Assemblies Only)	PART #	QTY.
1	DECAL, LOG LENGTH LIMIT	S12051	2
2	DECAL, HYDRAULIC OIL TYPE	096323	1
3	DECAL, HYDRAULIC WORKING PRESSURE	099524	1
4	DECAL, AMBER REFLECTIVE 2" ROUND	P07453	2
5	DECAL, PINCH POINT DANGER, PICTOGRAM	099542	1
6	DECAL, CE CERTIFIED SAWMILL, SMALL	P85070	1
7	DECAL, KEEP AWAY DANGER, PICTOGRAM	099221	1

8 BED FRAME ASSEMBLY

Saw Head Support Assembly

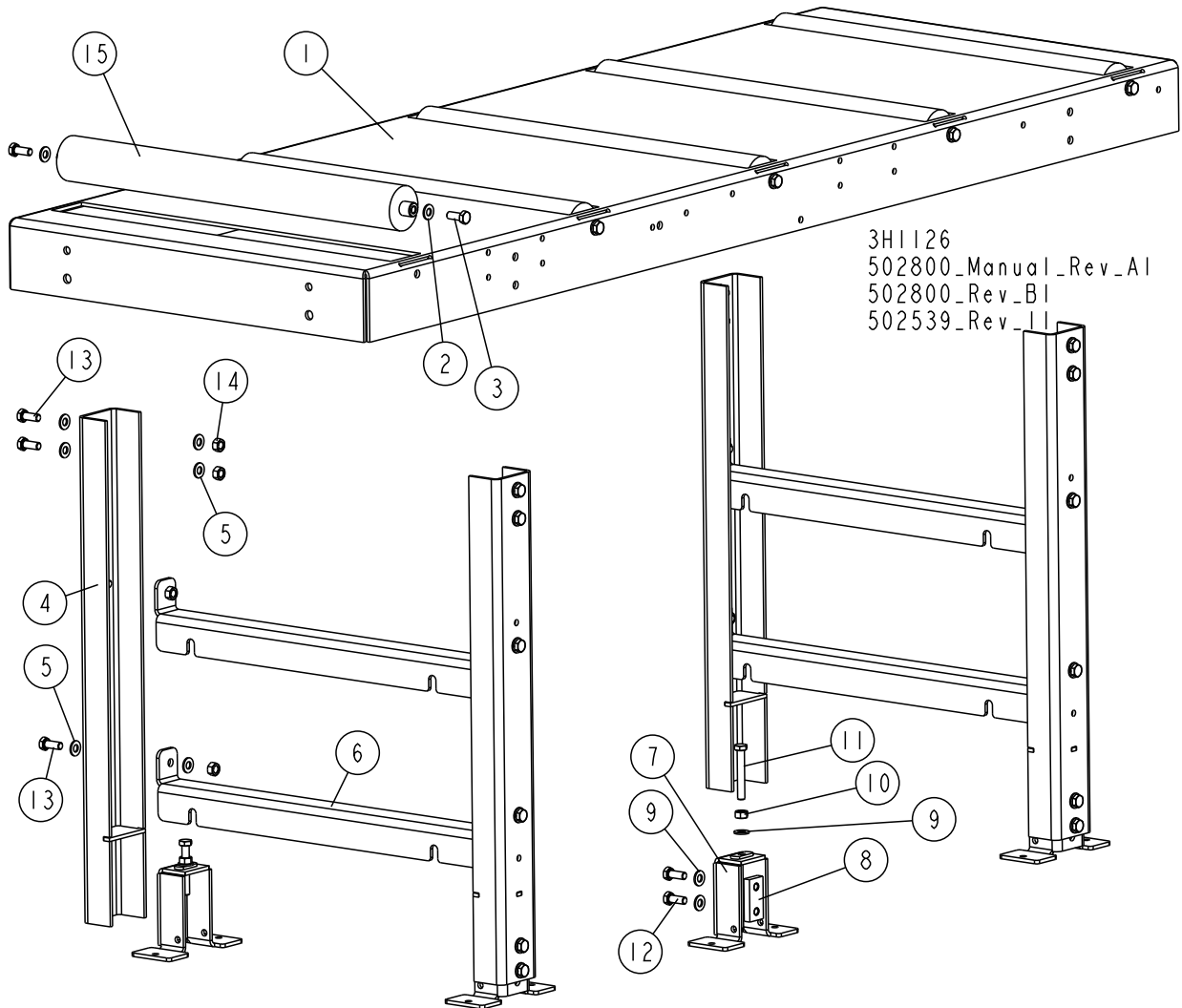
8.13 Saw Head Support Assembly



Hd0208

REF.	DESCRIPTION (◆ Indicates Parts Available In Assemblies Only)	PART #	QTY.
	SUPPORT, LT40LE25SAH15-3.0 SAW HEAD REST	504631	1
1	PIN, 3/8 x 2 1/4 SQ WIRE LOCK	014151	1
2	BRACKET, HORIZONTAL PART	504634-1	1
3	SUPPORT, SAW HEAD TRANSPORTATION	504641-1	1
4	PIN, BRACKET HORIZONTAL	504644-1	1
5	BOLT, M12 X 35-8.8-FE/ZN5 HEX HEAD FULL	F81004-24	2
6	BOLT, M12X130-8.8-FE/ZN5 PN-M/82101	F81004-36	2
7	BOLT, M12X60MM, HEX HEAD GR 8.8	F81004-5	1
8	BOLT, M16x80 8.8-B- Fe/Zn5 HEX HEAD FULL	F81006-11	1
9	NUT, M12-8 HEX NYLON ZINC LOCK	F81034-2	5
10	NUT, M16-5.8 HEX ZINC	F81036-1	1
11	WASHER, 13 FLAT ZINC	F81056-1	10

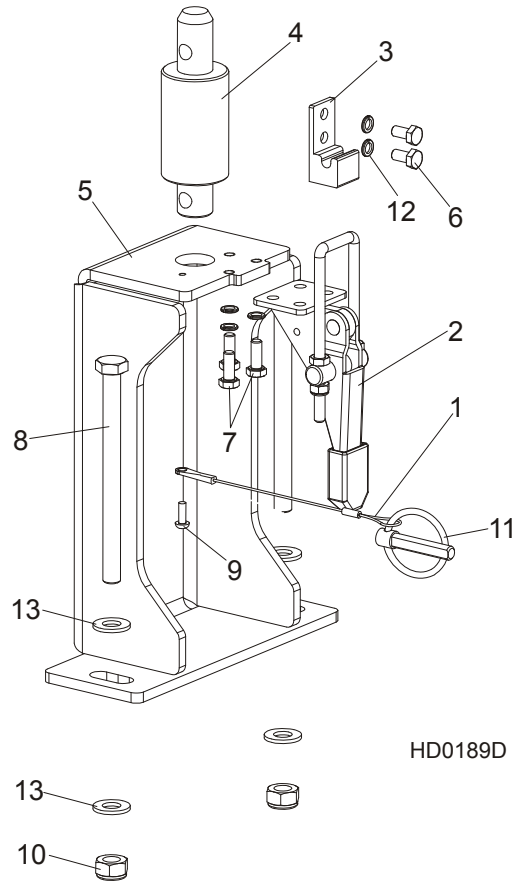
8.14 Long Table



L.P.	OPIS (♦ wskazuje części dostępne jedynie w zespołach)	NUMER KAT.	SZT.
	LONG TABLE, "M" FRAME	502539	1
1	TABLE WLDMT, BOARD RETURN	512488-1	1
2	Washer, 10.5 Flat	F81055-1	10
3	BOLT, M10-1.5X25MM HH GR8.8	F81003-11	10
	LEG, TABLE COMPLETE	501974	2
4	LEG, TABLE	501976	2
5	Washer, 10.5 Flat	F81055-1	15
6	CROSS-BAR, TABLE	500074-1	2
	COMPLETE, ADJUSTABLE LEG FOOT	101014	2
7	FOOT, LEG ADJUSTABLE	101022-1	1

L.P.	OPIS (◆ wskazuje części dostępne jedynie w zespołach)	NUMER KAT.	SZT.	
8	PLATE, M10 CLAMPING ZINC-PLATED	101242-1	1	
9	Washer, 10.5 Flat	F81055-1	3	
10	NUT, M10-8-B-HEX ZINC	F81033-3	1	
11	BOLT, M10x70-8.8-HEX HEAD FULL THREAD ZINC	F81003-20	1	
12	BOLT, M10x25-8.8-HEX HEAD FULL THREAD ZINC	F81003-11	2	
13	BOLT, M10x25-8.8-HEX HEAD FULL THREAD ZINC	F81003-11	8	
14	NUT, M10-8-B-HEX ZINC	F81033-3	8	
15	ROLLER 63.5/20X590	501090-1	5	

8.15 LT70 L Saw Head Support Assembly

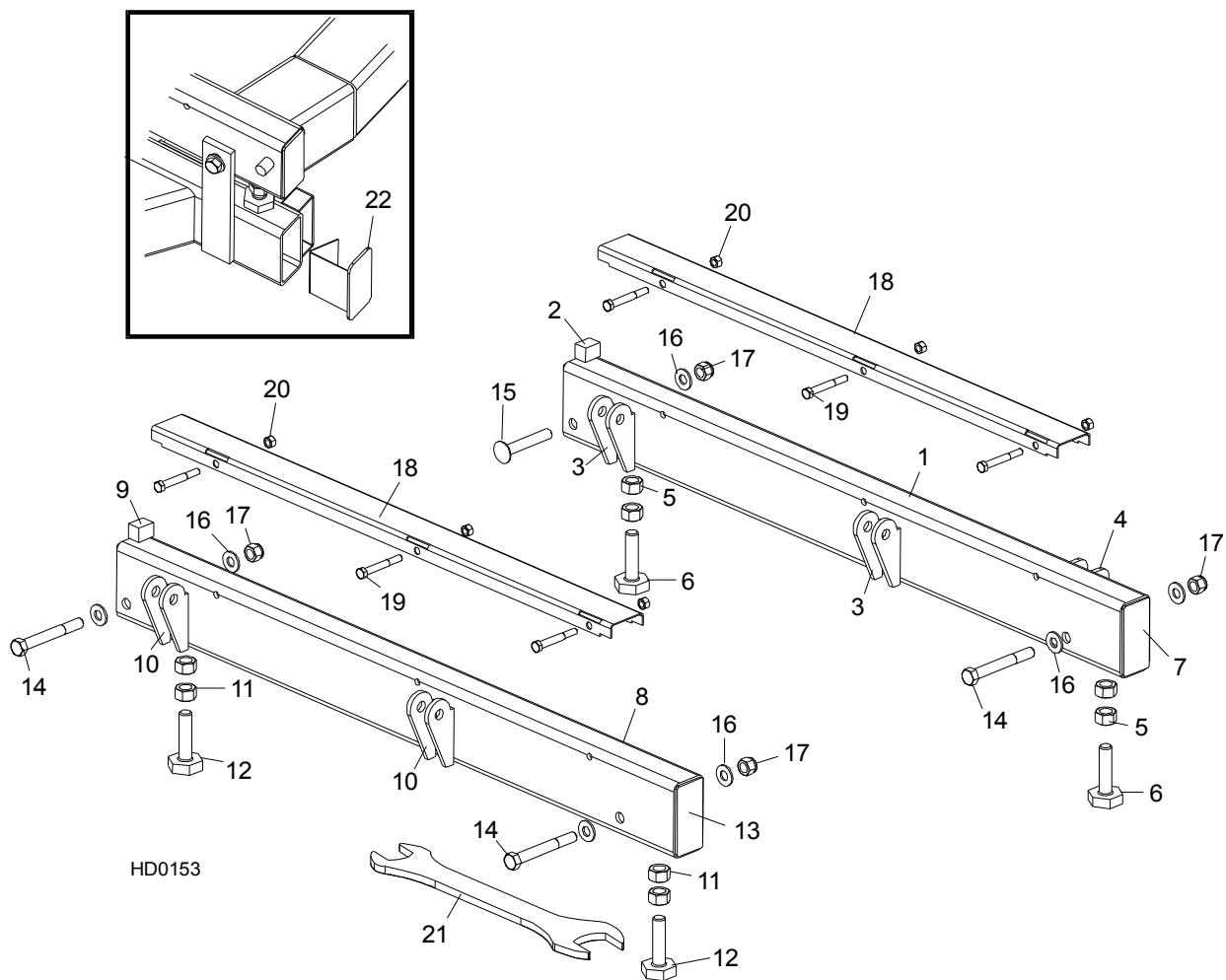


REF	DESCRIPTION (◆ Indicates Parts Available In Assemblies Only)	PART #	QTY.
	SAW HEAD REST PIN W/LATCH CLAMP, LT70L	502392	1
1	LANYARD, 3/64X6"	016030	1
2	CLAMP, GN851.2-320-T4 LATCH	094656	1
3	LATCH BRACKET, GN851.2-320-T4 ZINC-PLATED	094659-1	1
4	PIN, SAW HEAD REST LT20 PTD	097935-1	1
5	BRACKET, SAW HEAD REST	502389-1	1
6	BOLT, M6x12-8.8 HEX HEAD FULL THREAD ZINC	F81001-7	2
7	BOLT, M6 X 16 8.8 FE/ZN5 PN-M/82105	F81001-15	3
8	BOLT, M10x125-8.8 HEX HEAD ZINC	F81003-18	2
9	SCREW, M4x12 5,8-B CROSS RECESSED PAN HEAD	F81011-43	1
10	NUT, M10-8-B HEX NYLON ZINC LOCK	F81033-1	2
11	PIN, 8 BN914 (BOSSARD 134650) LOCK	F81046-2	1
12	WASHER, Z6.1 SPLIT LOCK ZINC	F81053-3	5
13	WASHER, 10.5 FLAT ZINC	F81055-1	4

8 BED FRAME ASSEMBLY

Bed Rail Assembly, Front And Rear

8.16 Bed Rail Assembly, Front And Rear



REF	DESCRIPTION (◆ Indicates Parts Available In Assemblies Only)	PART #	QTY.	
	BED RAIL ASSEMBLY, REAR PAINTED	014467	1	
1	Bed Rail Tube, Long	015974	1	◆
2	Block, Log Stop	S09034	1	
3	Bracket, Roller Toe Board Mount	S13021	4	◆
4	Bracket, Saw Head Rest Pin Mount	014150	2	◆
	Bolt Assembly, Bed Rail	086809	2	◆
5	Nut, 5/8-11 Hex	F05010-54	2	
6	Bolt, Bed Rail Adjustment	S13006	1	
7	Plate, Bed Rail End Cap	S04058	2	◆
	BED RAIL ASSEMBLY, FRONT PAINTED	014455	1	
8	Bed Rail Tube, Long	015974	1	◆
9	Block, Log Stop	S09034	1	
10	Bracket, Roller Toe Board Mount	S13021	4	◆
	Bolt Assembly, Bed Rail	086809	2	◆

BED FRAME ASSEMBLY
Bed Rail Assembly, Front And Rear

8

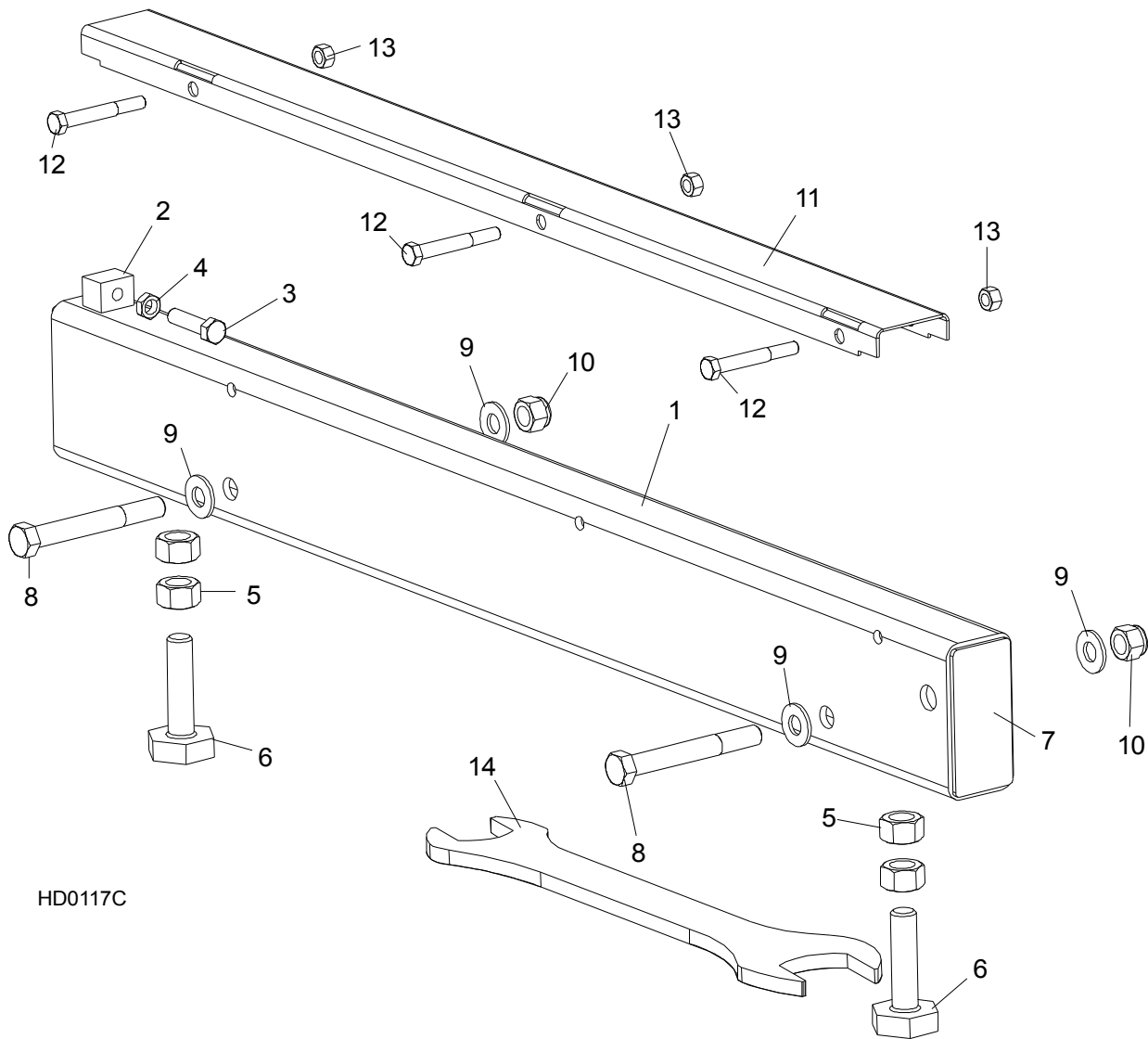
11	Nut, 5/8-11 Hex	F05010-54	2	
12	Bolt, Bed Rail Adjustment	S13006	1	
13	Plate, Bed Rail End Cap	S04058	2	◆
14	BOLT, M12 X 100-8.8 HEX HEAD	F81004-3	3	
15	BOLT, 1/2-13 X 3 1/2" CARRIAGE	F05008-94 ¹	1	
16	WASHER, 13 FLAT	F81056-1	7	
17	NUT, M12-8 NYLON LOCK	F81034-2	4	
	COVER ASSEMBLY, STAINLESS STEEL BED RAIL (LONG)	A09956	2	
18	Cover, Stainless Steel Bed Rail	S09944	1	◆
19	Bolt, 5/16-18 X 2 1/2" Hex Head	F05006-10	3	
20	Nut, 5/16-18 Hex Lock	F05010-6	3	
21	WRENCH, BED RAIL ADJUSTMENT	015970	1	
22	CAP WELDMENT, BED RAIL REMOVABLE END	014652	2	

¹ Used on rear bed rail to allow clearance for side support rollers.

8 BED FRAME ASSEMBLY

(Manual)Saw Head Rest Pin Assembly

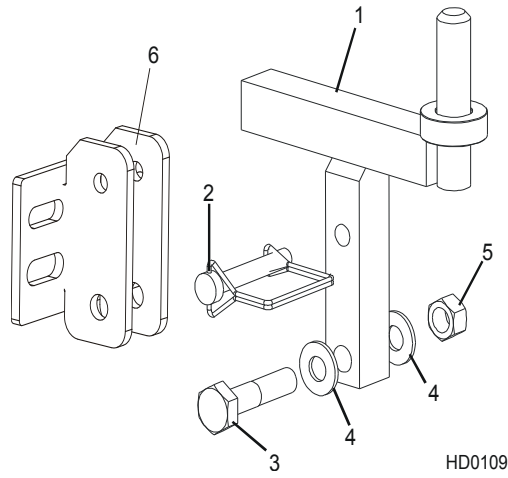
8.17 (Manual)Saw Head Rest Pin Assembly



BED FRAME ASSEMBLY

(Manual) Saw Head Rest Pin Assembly

8

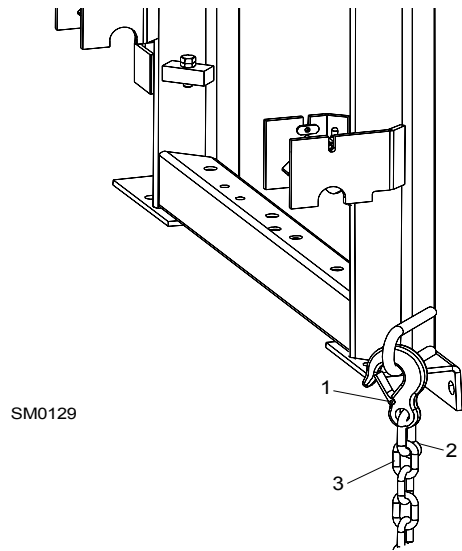


REF	DESCRIPTION (◆ Indicates Parts Available In Assemblies Only)	PART #	QTY.
1	PIN, SAW HEAD REST	085949	1
2	PIN, 3/8" X 2 1/4" SNAP RETAINER	014151	1
3	BOLT, M12 X 60-8.8 HEX HEAD GRADE 5	F81004-5	1
4	WASHER, 13 SAE FLAT	F81056-1	2
5	NUT, 1/2-13 HEX LOCK	F05010-3	1

8 BED FRAME ASSEMBLY

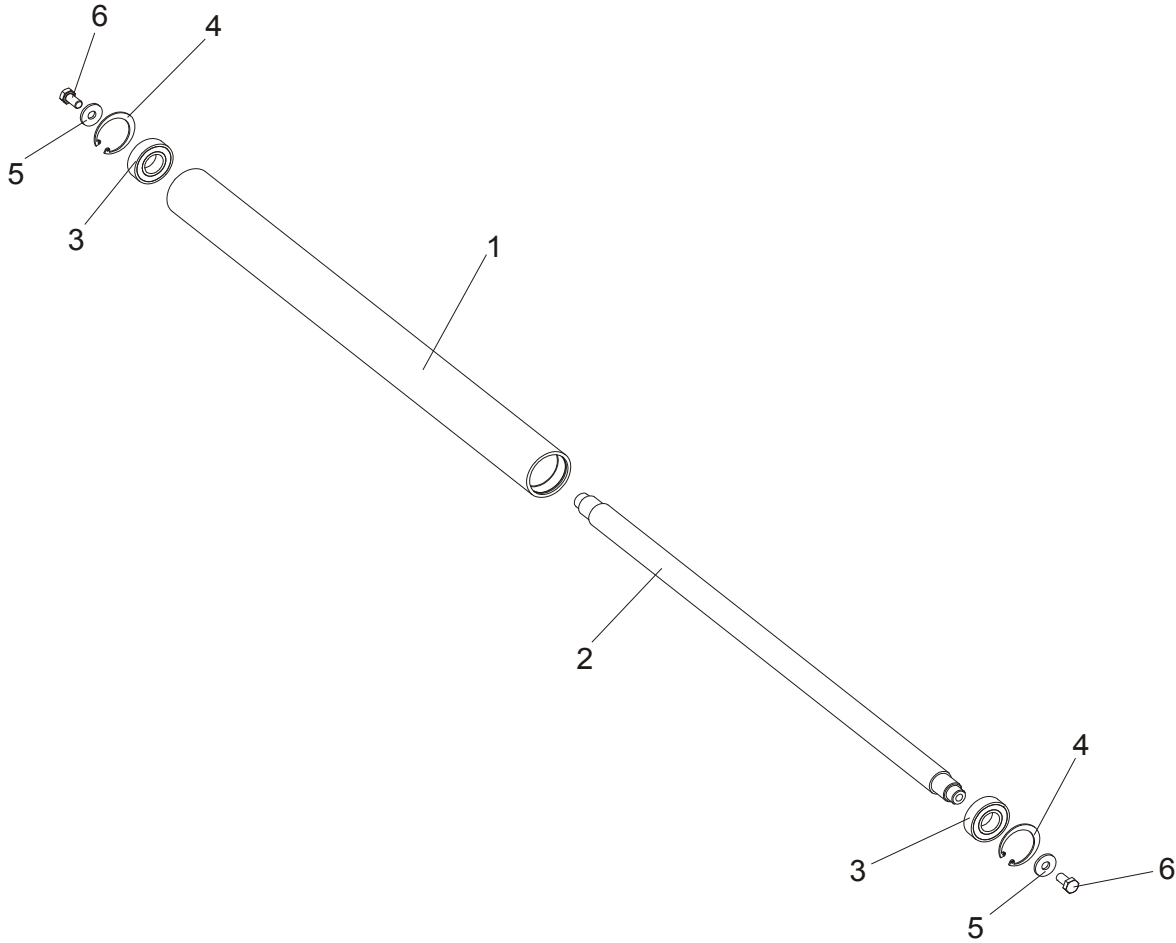
Tie Down Chain Assembly

8.18 Tie Down Chain Assembly



REF	DESCRIPTION (◆ Indicates Parts Available In Assemblies Only)	PART #	QTY.
	CHAIN ASSEMBLY, TIE DOWN	A04376-1	1
1	Hook, 5/8" Safety Chain	P12075	1
2	Screw Closed Chain Link, 10	100767	1
3	Chain, N-10 x 35, 6 Links	100951	1

8.19 Board Return Roller Assembly



REF	DESCRIPTION (◆ Indicates Parts Available In Assemblies Only)	PART#	QTY.
	ROLLER ASSEMBLY, WM3000 PAINTED	093291	1
	Tube, WM3000 Roller	091782-1	1
1	Tube, WM3000 Roller	091781	1
2	Shaft, WM3000 Roller	091793	1
3	Bearing, 6205 2RS	091804	2
4	Ring, W50 Inside Retaining	091805	2
5	Washer, 10.5 Special Flat Zinc	F81055-6	2
6	Bolt, M10x20-5.8 Hex Head Full Thread Zinc	F81003-1	2

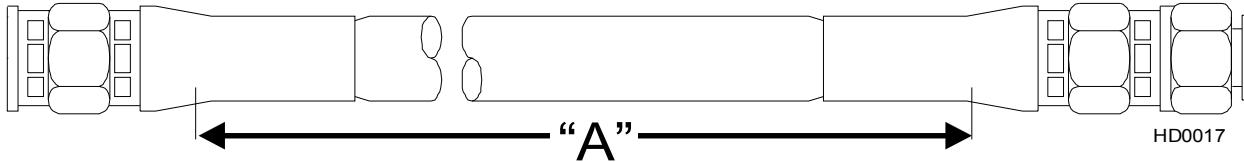


HYDRAULIC SYSTEM

Hydraulic hoses, LT20L/LT40L/LT70L

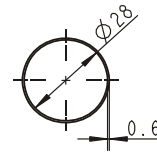
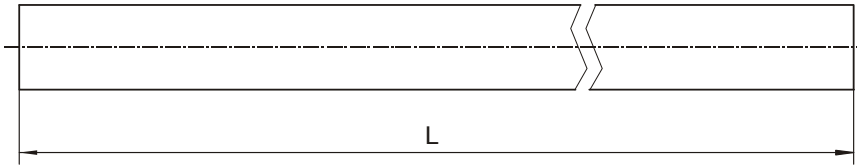
SECTION 9 HYDRAULIC SYSTEM

9.1 Hydraulic Hoses, LT20L/LT40L/LT70L



COLOR CODE	LENGTH (m)	DESCRIPTION (◆ Indicates Parts Available In Assemblies Only)	PART #	QTY.
GREEN	1.305	3/8" TEE FITTING / 3RD LOADER ARM, CYLINDER BOTTOM	089808	1
RED	1.305	3/8" TEE FITTING / OIL FLOW DIVIDER	089808	1
GREEN	2.155	3/8" TEE FITTING / 1ST LOADER ARM, CYLINDER BOTTOM	091844	1
BLUE	1.205	3/8" TEE FITTING/ OIL FLOW DIVIDER	504834	1
NONE	10.205	1/4" POWER ROLLER UP/DOWN	506988	2
SIVER/BROWN	9.705	1/4" POWER ROLLER - ROLLER DRIVE - MOTOR	506989	2
NONE/ PINK	7.205	3/8" SIDE SUPPORTS UP/DOWN	506990	2
BROWN/ CHERRY RED	3.755	3/8" SIDE SUPPORTS TO LOG TURNER	506991	2
RED/BLUE	9.755	1/4" CONTROL BOX TO 2ND CLAMP UP/DOWN	506992	2
ORANGE/WHITE	9.605	1/4" CONTROL BOX TO 2ND CLAMP IN/OUT	506993	2
GREEN	9.005	1/4" MIDDLE CLAMP TOP	506994	1
YELLOW	8.705	1/4" MIDDLE CLAMP BOTTOM	506995	1
WHITE	7.775	3/8" MIDDLE CLAMP FRONT END	506996	1
ORANGE	7.605	3/8" MIDDLE CLAMP REAR END	506997	1
CHERRY RED/BLACK	7.205	1/4" 2ND TOE BOARD UP/DOWN	506998	2
CHERRY RED//BLACK	5.905	1/4" 1ST TOE BOARD UP/DOWN	506999	2
RED/BLUE	6.905	1/4" 1ST LOG CLAMP UP/DOWN	507000	2
ORANGE/WHITE	6.005	1/4" 1ST LOG CLAMP IN/OUT	507001	2
BLUE/RED	7.605	3/8" CONTROL BOX - LOG LOADER/LOG DECK	507002	1
YELLOW	2.305	3/8" TEE FITTING / 1ST LOADER ARM, CYLINDER BOTTOM	507003	1
YELLOW	0.905	3/8" TEE FITTING / 2ND LOADER ARM, CYLINDER TOP	507004	1
YELLOW	1.355	3/8" TEE FITTING / 3RD LOADER ARM, CYLINDER TOP	507005	1
BLUE	1.005	3/8" TEE FITTING - TEE FITTING	507006	1
GREEN	0.805	3/8" TEE FITTING / 2ND LOADER ARM, CYLINDER BOTTOM	507181	1

Protective Conduits, LT70 Series A/DH Hydraulic Hoses



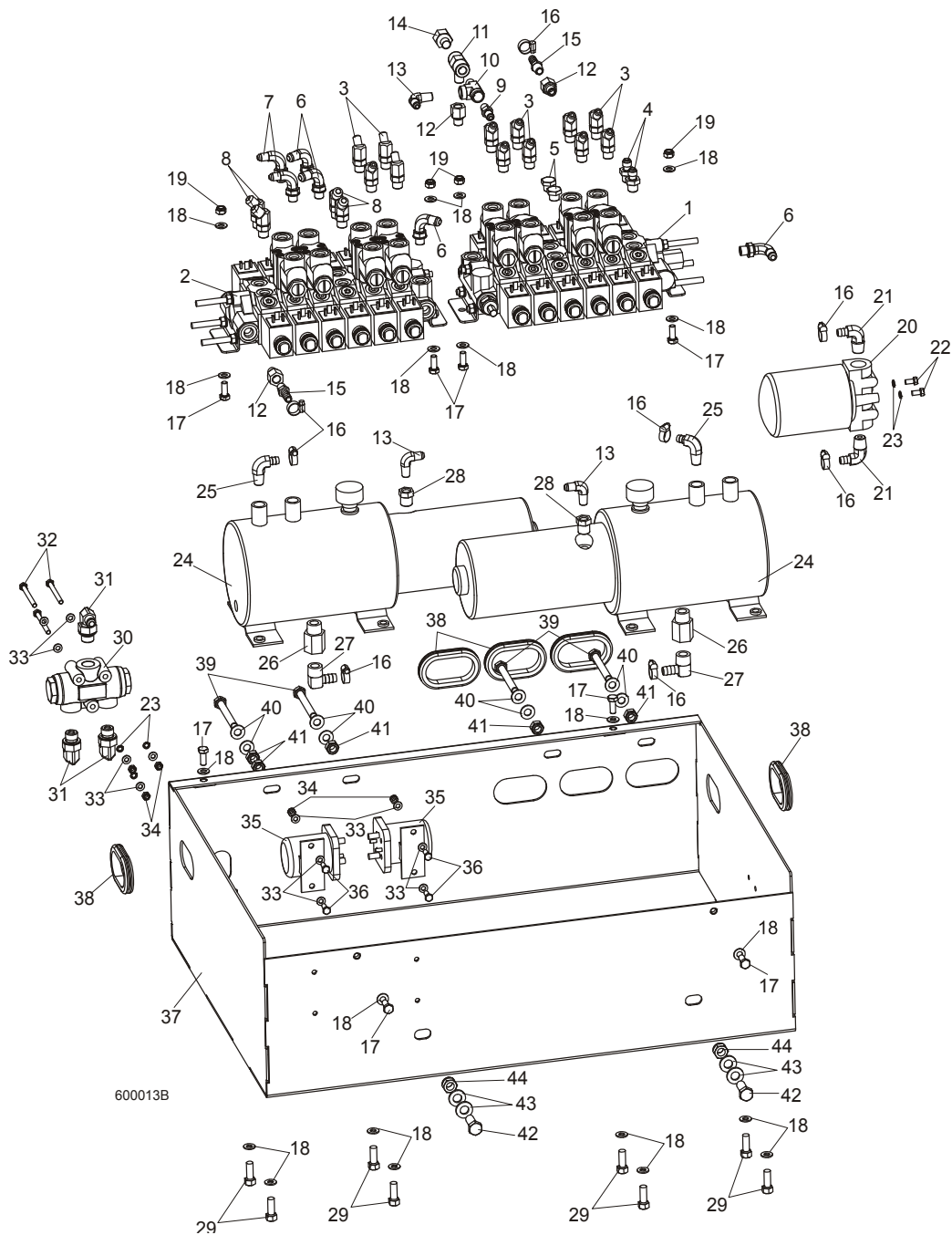
LENGTH "L"	DESCRIPTION (◆ Indicates Parts Available In Assemblies Only)	PART #	QTY.
0.70	PROTECTIVE CONDUIT, LOG TURNER HOSE	099761	2
0.28	PROTECTIVE CONDUIT, IN/OUT CYLINDER HOSE - BOTTOM	099762	1
0.45	PROTECTIVE CONDUIT, IN/OUT CYLINDER HOSE - TOP	099763	1
1.35	PROTECTIVE CONDUIT, UP/DOWN CYLINDER HOSE - BOTTOM	099764	1
1.65	PROTECTIVE CONDUIT, UP/DOWN CYLINDER HOSE - TOP	099765	1



HYDRAULIC SYSTEM

Hydraulic Control Box LT70L DH15

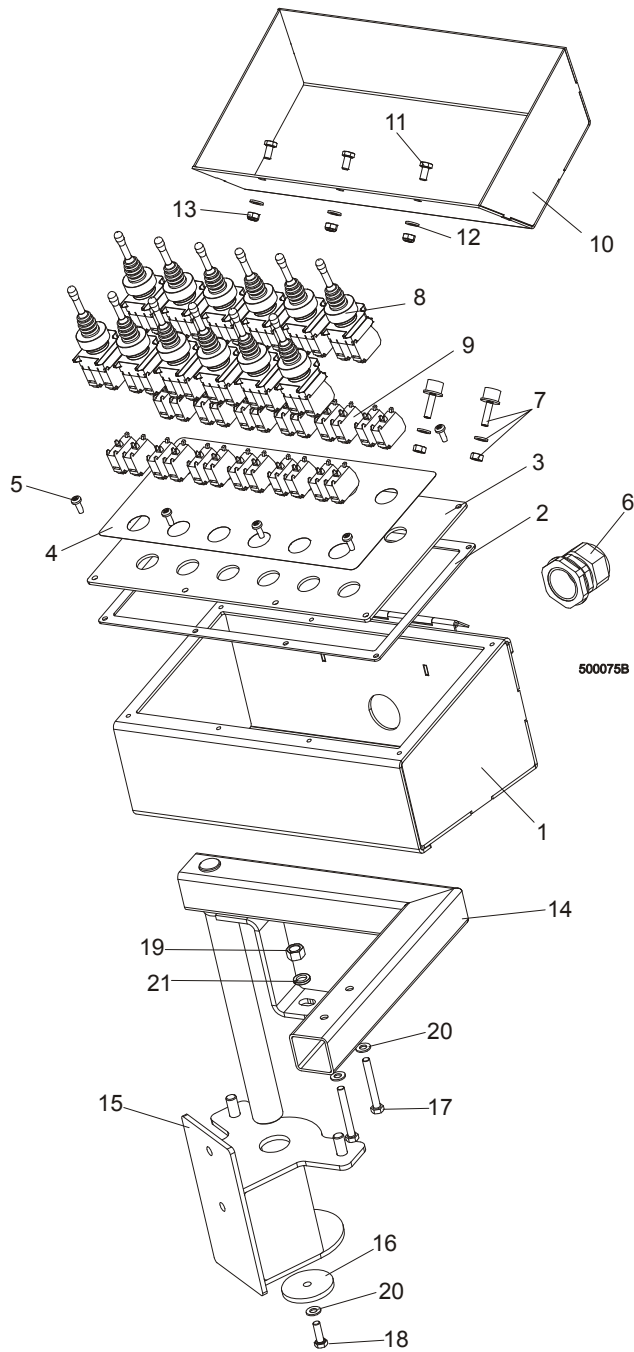
9.2 Hydraulic Control Box LT70L DH15



REF	DESCRIPTION (◆ Indicates Parts Available In Assemblies Only)	PART #	QTY.
	BOX ASSEMBLY, DH15 HYDRAULIC CONTROL	093756	1
1	Valve, HDS11 6K01-151/MOD 6/062Z0 Hydraulic	088188	1
2	Valve, HDS11 6K01-151/MOD 6/063Z0 Hydraulic	088189	1
3	Fitting, #4SAE-#6SAE 45° Elbow	015488	12
4	Fitting, 1/4" JIC x 3/8" O-Ring	P26284	2
5	Plug, 9/16 -18 JIC Hydraulic Valve	089647	2
6	Fitting, #6 SAE 3/8"JIC Elbow	P12704	4
7	Fitting, 90° 9/16-18 JIC 7/16-20 JIC Elbow	089642	2
8	Fitting, 45° #6SAE Elbow	015489	4
9	Fitting, C5205x4x4 Male	P09143	1

10	Fitting, C3759X4 Male Run Tee	P09141	1	
11	Fitting, 1/4NPT Branch Tee	015486	1	
12	Fitting, #6 SAE Male - 1/4 NPT Female	014686	3	
13	Fitting, 90° Male Elbow	P09142	3	
14	Plug, 1/4" NPT Blank	096221	1	
15	Fitting, 3/8 Barb - 1/4 NPT	014685	2	
16	Clamp, 11/16 Worm	P12739	8	
17	Bolt, M8 x 20-8.8-B Hex Head Full Thread Zinc	F81002-4	8	
18	Washer, 8.4 Zinc Flat	F81054-1	20	
19	Nut, M8-8-B Hex Nylon Zinc Lock	F81032-2	4	
20	Manifold, 1.2" Hydraulic W/Filter	P22683	1	
21	Fitting, 1/2"NPT - 3/8" Hose Barb Elbow	P12707	2	
22	Bolt, 1/4-20x1/2" Hex Head Grade 2 Zinc	F05005-15	2	
23	Washer, Z 6.1 Split Zinc Lock	F81053-3	5	
24	Pump W/Motor, Hydraulic	P12701	2	
25	Fitting, #6-6(3/8"NPT) - 3/8" Hose Barb Elbow	P12708	2	
26	Fitting, 1/2NPT-1/2NPT Adapter	015995	2	
27	Fitting, 1/2NPT-1/2 Hose Barb Elbow	015997	2	
28	Fitting, 3/8NPT x 1/4NPT Reducer	015490	2	
29	Bolt, 3/8-16x1 Hex Head Grade 8 Zinc	F05007-7	8	
30	Divider, MTDA 08-016M/2 Oil Flow	088190	1	
31	Fitting, 90 18 x 1.5 9/16-18 JIC Elbow	089992	3	
32	Bolt, M6 x 65-8.8 Hex Head Zinc	F81001-81	3	
33	Washer 6.4 Zinc Flat	F81053-1	14	
34	Nut, M6-8-B Hex Nylon Zinc Lock	F81031-2	7	
35	Solenoid, 200A 12V SPST Hydraulic Pump 1997	015470	2	
36	Bolt, M6 x 16 8.8 Hex Head Full Thread Zinc	F81001-15	4	
37	Box Weldment, DC 9.5 m Hydraulic Control	088105-1	1	
38	Grommet, FM54 Rubber	087065	5	
39	Bolt, M10 x 80-8.8 Hex Head Zinc	F81003-50	4	
40	Washer, 10.5 Zinc Flat	F81055-1	8	
41	Nut, M10-8-B Hex Nylon Zinc Lock	F81033-1	5	
42	Bolt, M12 x 30-8.8 Hex Head Full Thread Zinc	F81004-22	2	
43	Washer, 13 Zinc Flat	F81056-1	4	
44	Nut, M12-8 Hex Nylon Zinc Lock	F81034-2	2	
	Matrix, Diode Hydraulic	096963	2	
	VALVE CONNECTOR, WITH BUILT-IN LED	094556		

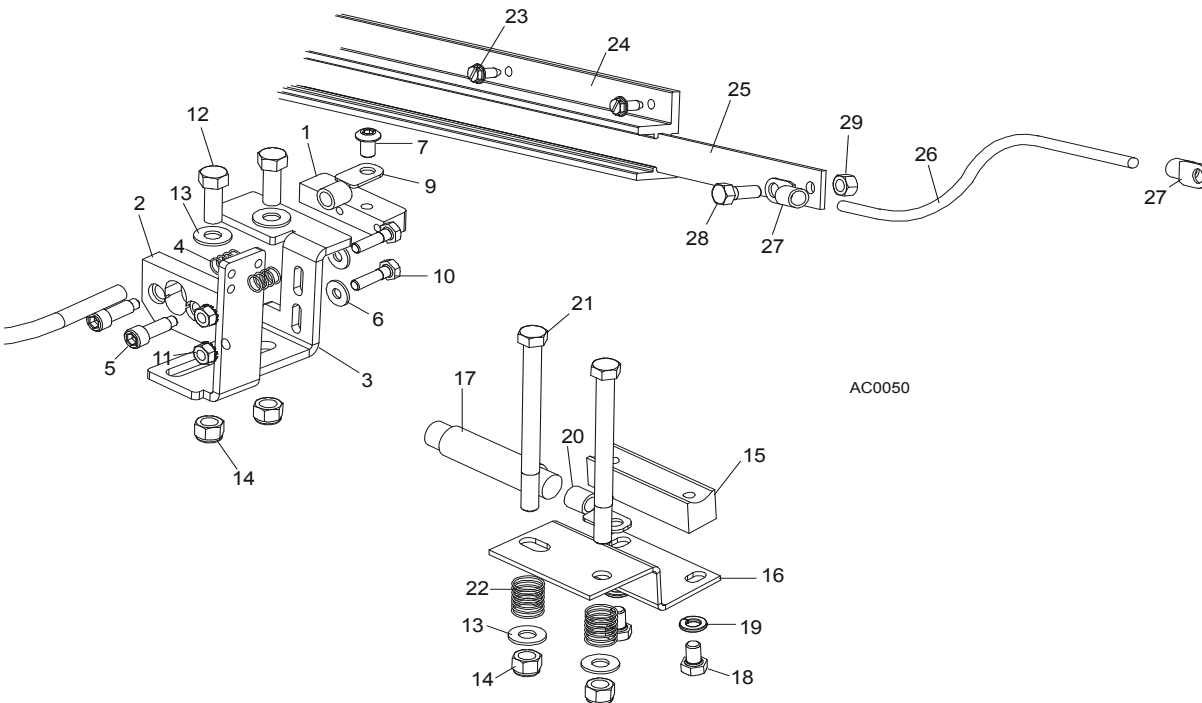
9.3 Hydraulic Control Box



REF.	DESCRIPTION (◆ Indicates Parts Available In Assemblies Only)	PART #	QTY.
	BOX, 9,5M FRAME HYDRAULIC CONTROL, COMPLETE	088178	1
	BOX, 9.5 M FRAME HYDRAULIC CONTROL	088164	1
1	Box Weldment, Hydraulic Control	088163-1	1
2	Gasket, 9.5 m Frame	089998	1
3	Panel, Hydraulic Control Box Front 9.5 m	089997-1	1
4	Decal, Hydraulic Control Box (9 m Frame)	088159	1
5	Screw, #10-24 x 1/2 Pan Head	F05015-17	8
6	Seal, DP 29/H Gland	F81096-1	1
7	Bumper, A/022 Rubber	088376	2
8	Joystick, PMJN8T3	096928	12
9	Contact, 1NO PL004002	096929	24

10	Cover, Hydraulic Control Box (9.5 m Frame)	088172-1	1	
11	Bolt, M6X12-8.8 Zinc Hex Head	F81001-7	3	
12	Washer, 6.4 Flat Zinc	F81053-1	3	
13	Nut, M6-8-B Hex Nylon Lock Zinc	F81031-2	3	
14	ARM, CONTROL BOX PIVOT ZINC-PLATED.	088169-1	1	
15	MOUNT WELDMENT, CONTROL BOX PIVOT ARM	088176-1	1	
16	WASHER, PIVOT ARM BASE	088180-1	1	
17	BOLT, M8 X 65MM,HH,GRADE 5.8, ZINC	F81002-3	2	
18	BOLT, M8x25-8.8-B HEX HEAD FULL THREAD Z	F81002-5	1	
19	NUT, M12-8-B ZINC HEX	F81034-1	1	
20	WASHER, 8.4 FLAT ZINC	F81054-1	3	
21	WASHER, Z12.2 SPLIT LOCK ZINC	F81056-2	1	

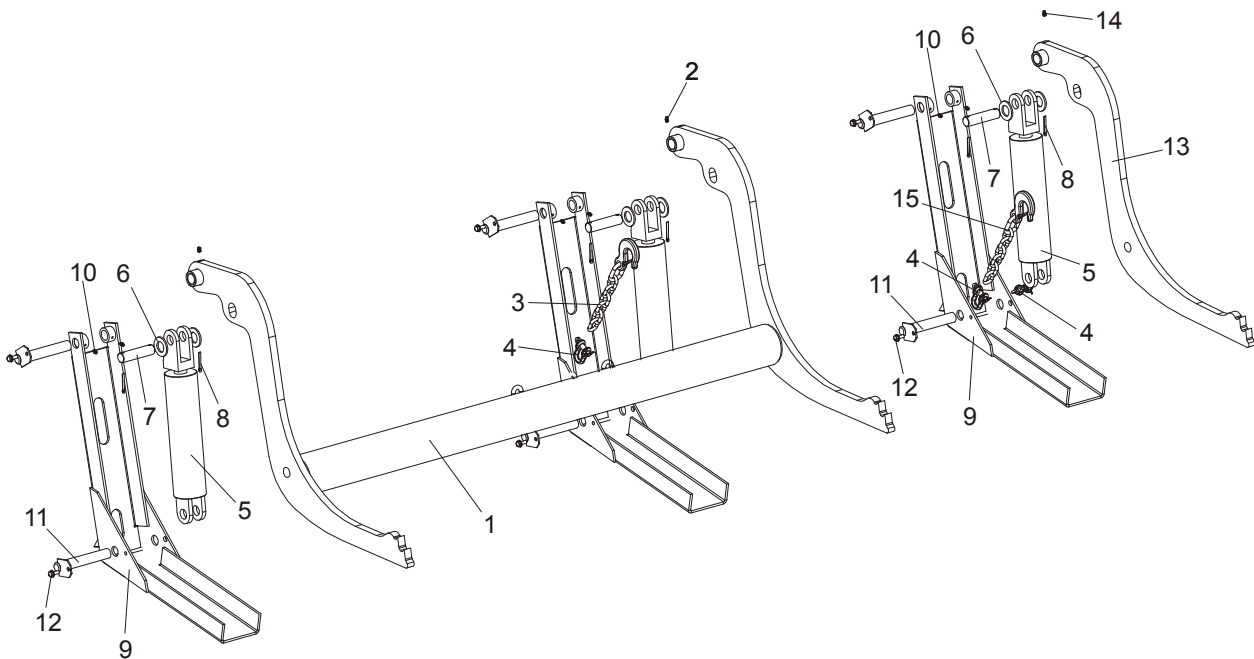
9.4 Hydraulic Power Supply Strip



REF.	DESCRIPTION (◆ Indicates Parts Available In Assemblies Only)	PART #	QTY.	
	CONTACT KIT, HYDRAULIC 6' POWER SUPPLY	A12042-N	1	
	Contact Hardware Kit	A10073-N	1	◆
	Contact Assembly, Hydraulic Power Supply (Positive)	085968	1	
1	Contact, Hydraulic Power Supply (Positive)	015253	1	
2	Insulator, Positive Contact	S10072	1	
3	Bracket, Positive Contact Mounting	086380-1	1	
4	Spring, Positive Contact	P10077	2	
5	Bolt, 5/16" X 3/4" Shoulder (1/4-20 Thread)	F05006-44	2	
6	Washer, 7.4 Flat	F81056-11	2	
7	Bolt, 5/16-18 x 1/2" Socket Button Head	F05006-20	1	
8	Cable Assy, Hydraulic Positive Contact	015885	1	
8	Cable, #1 Weld	R01948	0.75m	◆
9	Terminal, 35 Ring #2 Gauge	F81066-3	2	
10	Bolt, 1/4-20 X 1" Hex Head Grade 2	F05005-38	2	

11	Nut, 1/4-20 Hex Self-Locking	F05010-9	2	
12	Bolt, 3/8-16 X 1" Hex Head Grade 5	F05007-87	2	
13	Washer, 10.5 Flat	F81055-1	4	
14	Nut, 3/8-16 Hex Nylon Lock	F05010-10	4	
	Contact Assembly, Hydraulic Power Supply (Ground)	A10066	1	
15	Contact, Hydraulic Power Supply (Ground)	015264	1	
16	Bracket, Ground Contact Mounting	015265	1	
17	Cable, #1 Weld	R01948	.63m	◆
18	Bolt, 5/16-18 X 1/2" Hex Head Grade 5	F05006-15	2	
19	Washer, 8.2 Split Lock	F81054-4	2	
20	Terminal, 35 Ring #2 Gauge	F81066-3	1	
21	Bolt, 3/8-16 X 4 1/2" Hex Head Grade 2	F05007-35	2	
22	Spring, Ground Contact	P04282	2	
23	Screw, 1/4-20 X 1/2" Slotted Hex Head	F05015-1	14	
	Strip Assembly, 6' Hydraulic Power Supply w/3 ft. Cable	A11977	1	
24	Housing, 6' Contact Strip	P11976	1	
	Strip, 6' Contact With Cable	A12043-N	1	
25	Strip, 6' Contact	S10075	1	◆
26	Cable, #2 Weld	R80583-21		◆
27	Terminal, 35 Ring #2 Gauge	F81066-3	2	
28	Bolt, 5/16-18 X 3/4" Hex Head Black Nylon	F05006-45	1	
29	Nut, 5/16-18 Hex Black Nylon	F05010-86	1	
	Tube, 5/8" Heat Shrink	R01950-5	.03m	◆
	Grommet, 5/8" Wire	P04137	1	

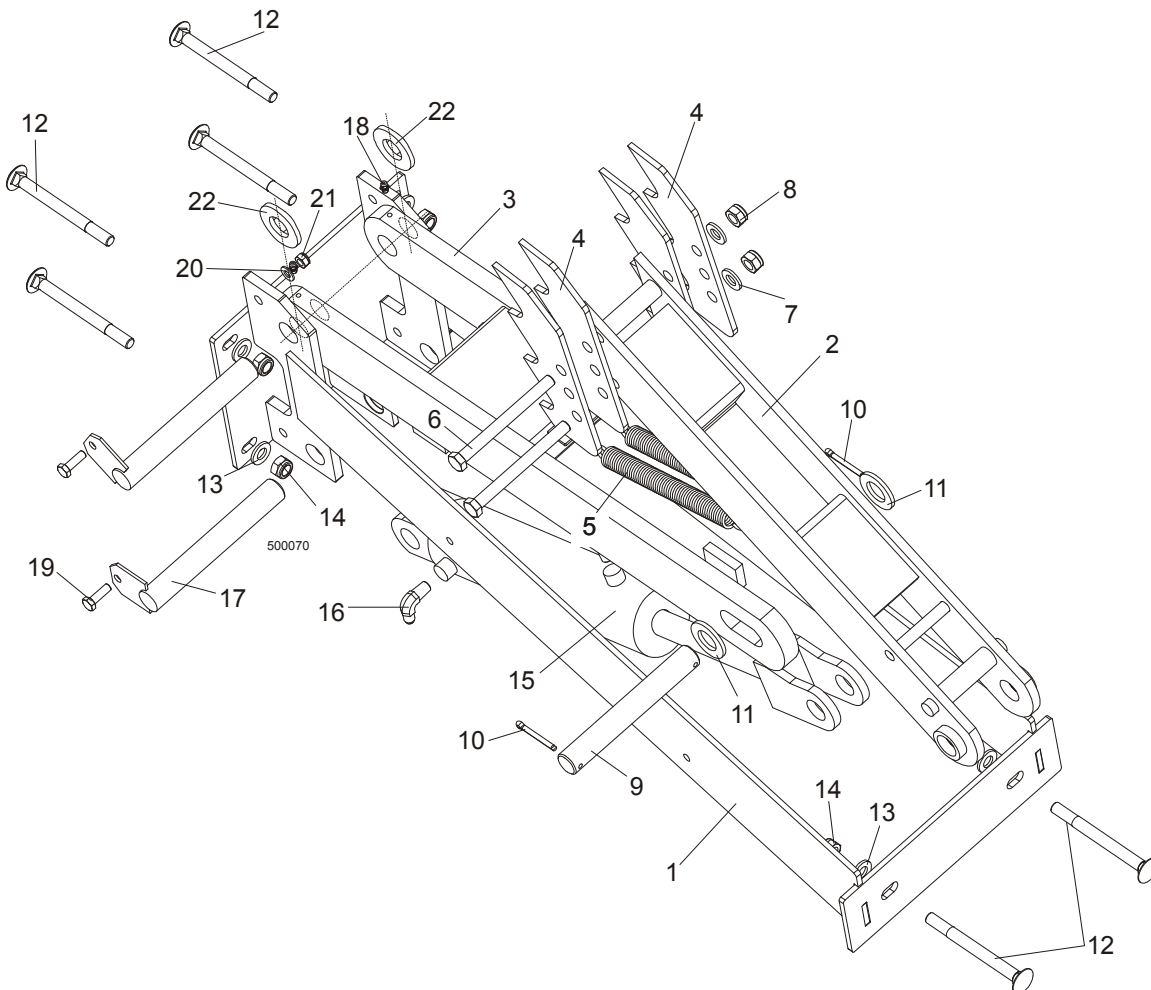
9.5 Hydraulic Log Loader



REF.	DESCRIPTION (◆ Indicates Parts Available In Assemblies Only)	PART #	QTY.
	HYDRAULIC LOG LOADER, COMPLETE	090044	1
1	Log Loader	090006-1	1
2	Fitting, 3/16" Straight Grease	P04107	2

3	CHAIN, LOG LOADER SAFETY	A04376-1	1	
4	SHACKLE, M-D .63	086540	2	
5	CYLINDER, CJ-S95-16-70/32/203 HYDRAULIC	088680	3	
6	WASHER, 28 FLAT ZINC	F81061-1	6	
7	PIN, LOADING ARM CYLINDER MOUNT ZINC	086979-1	3	
8	PIN, S-Zn 5x40 COTTER	F81043-31	6	
9	Foot, Log Loader	090048-1	3	
10	Fitting, 3/16" Straight Grease	P04107	6	
11	PIN, LOADER FOOT MOUNT	099127-1	6	
12	SCREW, 5/16-18 x 3/4 SELF-TAPPING	F05015-30	6	
	ARM, LOG LOADING SINGLE - COMPLETE	090051	1	
13	Arm, Hydraulic Log Loading	089657-1	1	
14	Fitting, 3/16" Straight Grease	P04107	1	
15	CHAIN, SINGLE LOG LOADER ARM, 9.5M FRAME	090090-1	1	

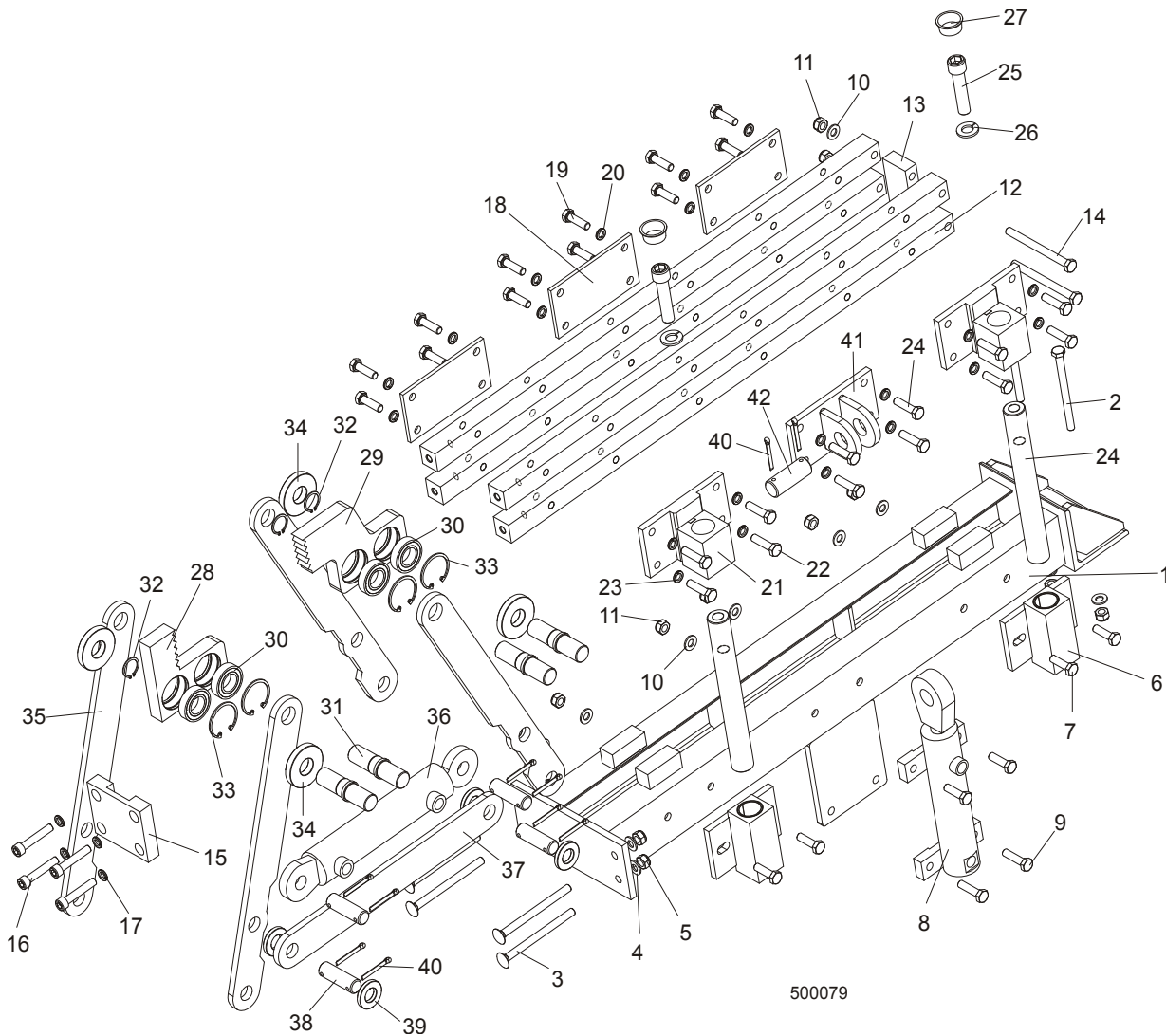
9.6 Hydraulic Log Turner



REF	DESCRIPTION (◆ Indicates Parts Available In Assemblies Only)	PART #	QTY.	
	HYDRAULIC LOG TURNER, 9.5 M, COMPLETE	088073	1	
1	Bracket, Hydraulic Log Turner Mount	088075-1	1	
2	Arm, Hydraulic Log Turner	088067-1	1	

3	Arm, Hydraulic Log Turner Link	088060-1	1	
4	Claw, Hydraulic Log Turner	088082-1	4	
5	Spring, Hydraulic Log Turner	P09136	2	
6	Bolt, M12x130-8.8 Zinc Hex Head	F81004-36	2	
7	Washer, 13 Flat Zinc	F81056-1	2	
8	Nut, M12-8 Hex Nylon Lock	F81034-2	2	
9	Pin, 25X180	088664-1	1	
10	Pin, S-Zn 5x40 Cotter	F81043-31	2	
11	Washer, 25 Flat Zinc	F81061-3	2	
12	Bolt, M10x120 8.8 Zinc Mushroom Head Square Neck	F81003-33	2	
13	Washer, 13 Flat Zinc	F81056-1	2	
14	Nut, M12-8 Hex Nylon Zinc Lock	F81034-2	2	
15	Cylinder, CJ-S305-16-63/28/203 Hydraulic	088679	1	
16	Fitting, 90° Elbow	P09142	2	
17	Pin, Log Turner Mount	088667-1	2	
18	Fitting, M6 Grease	086280	2	
19	Bolt, M8x25-8.8-B Zinc Hex Head	F81002-5	2	
20	washer, 8.4 Flat Zinc	F81054-1	2	
21	Nut, M8-8-B Hex Nylon Zinc Lock	F81032-2	2	
22	Washer, GTM-2644-015	093359	2	

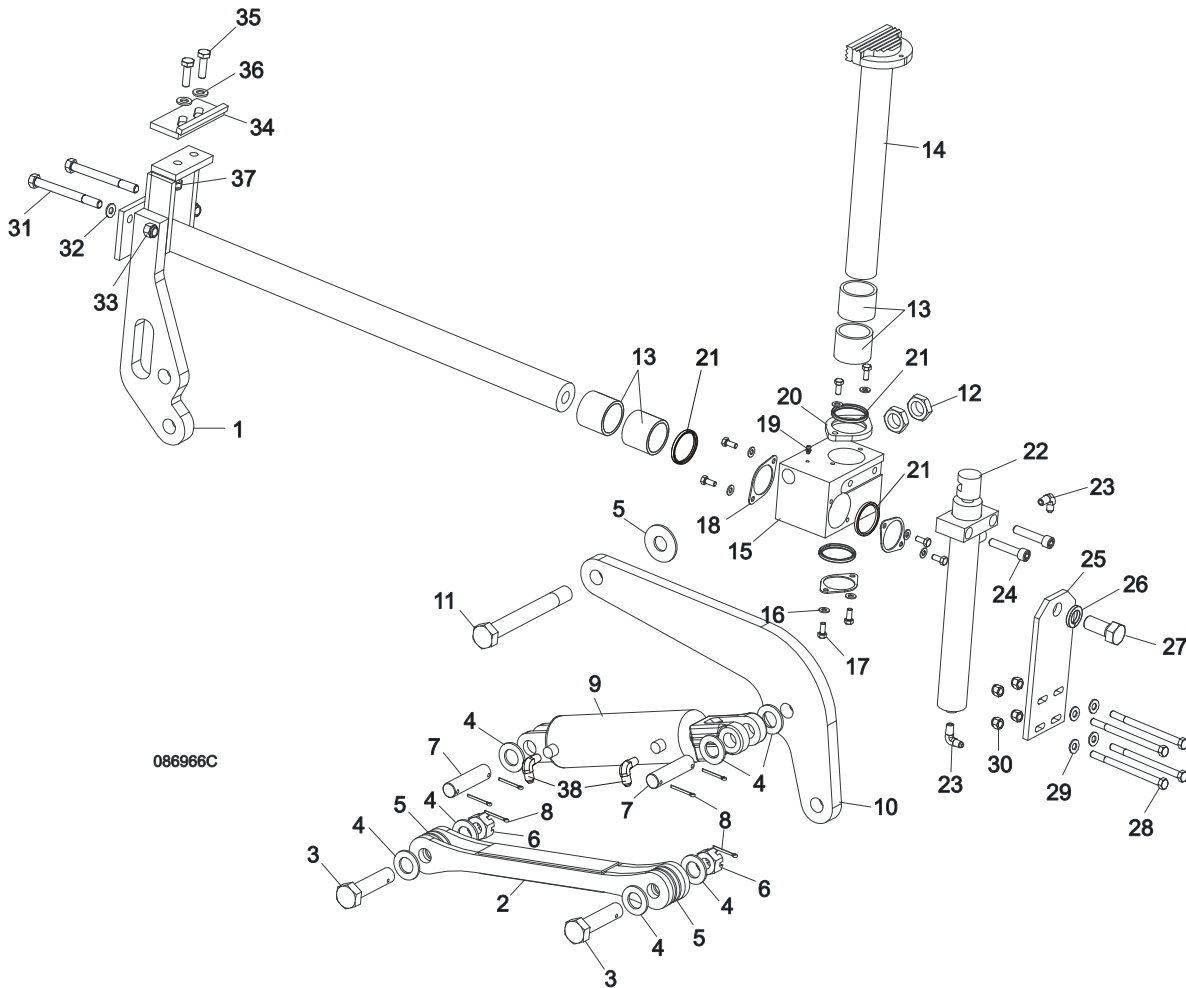
9.7 Hydraulic Log Clamp, Front and Rear



REF.	DESCRIPTION (◆ Indicates Parts Available In Assemblies Only)	PART #	QTY.
	CLAMP ASSEMBLY, HYDRAULIC	089545	2
1	Mount Weldment, Hydraulic Log Clamp	088654-1	1
2	Bolt, M10x125-8.8 Zinc Hex Head	F81003-18	2
3	Bolt, M10x130-8.8 Zinc Mushroom Head Square Neck	F81003-36	4
4	Washer, 10.5 Flat Zinc	F81055-1	6
5	Nut, M10-8-B Hex Nylon Zinc Lock	F81033-1	6
6	Block, Guide Pin	089835-1	2
7	Bolt, M10x35-8.8 Zinc Hex Head Full Thread	F81003-17	4
8	Cylinder, CJ7F-16-40/22 + UE2-40W Hydraulic	088662	1
9	Bolt, M10x40-8.8 Zinc Hex Head	F81003-16	4
10	Washer, M10 Flat Zinc	F81055-1	6
11	Nut, M10-8-b Hex Nylon Zinc Lock	F81033-1	10
12	Bar, Clamp Up/Down	089537-1	4
13	Plate, Connecting	088645-1	1
14	Bolt, M10x140-8.8 Zinc Hex Head	F81003-5	2
15	Plate, Connecting	089533-1	1

16	Bolt, M10x55-8.8 Zinc Hex Socket Head Cap	F81003-55	4	
17	Washer, 10.2 Split Lock Zinc	F81055-2	4	
18	Plate, Log Clamp Rear	089538-1	3	
19	Bolt, M10x35-8.8 Zinc Hex Head Full Thread	F81003-17	12	
20	Washer, 10.2 Split Lock Zinc	F81055-2	12	
21	Bracket, Guide Pin Mount	089536-1	2	
22	Bolt, M10x40-8.8 Zinc Hex Head Full Thread	F81003-16	8	
23	Washer, 10.2 Split Lock Zinc	F81055-2	8	
24	Pin, Clamp Up/Down Guide	088631	2	
25	Screw, M16x55-8.8 Zinc Hex Socket Head Cap	F81006-18	2	
26	Washer, 16.3 Split Lock Zinc	F81058-2	2	
27	Plug, M33 Thread	089839	2	
	Jaw, Log Clamp Left - Complete	094700	1	
28	Jaw, Log Clamp Left	093464-1	1	
30	Bearing, 6005 2RS CX	089652	4	
31	Shaft, Clamp Jaw Guide	088620-1	4	
32	Ring, Z24 Spring Retaining	089654	4	
33	Ring, W47 Spring Retaining	089653	4	
	Jaw, Log Clamp Right - Complete	094701	1	
29	Jaw, Log Clamp Right	093465-1	1	
30	Bearing, 6005 2RS CX	089652	4	
31	Shaft, Clamp Jaw Guide	088620-1	4	
32	Ring, Z24 Spring Retaining	089654	4	
33	Ring, W47 Spring Retaining	089653	4	
34	Washer, Clamp Jaw Spacer	089542	4	
35	Bar, Clamp In/Out Side	088622-1	4	
36	Cylinder, SJ2F-40/22/145 Hydraulic	088661	1	
37	Bar, Clamp In/Out Lower	088623-1	1	
38	Pin, 20X75	088657-1	4	
39	Spacer, Lower	089541	4	
40	Pin, S-Zn 5x40 Cotter	F81043-31	10	
41	Bracket, Vertical Cylinder Mount Upper	089540-1	1	
42	Pin, 25X75	088659-1	1	

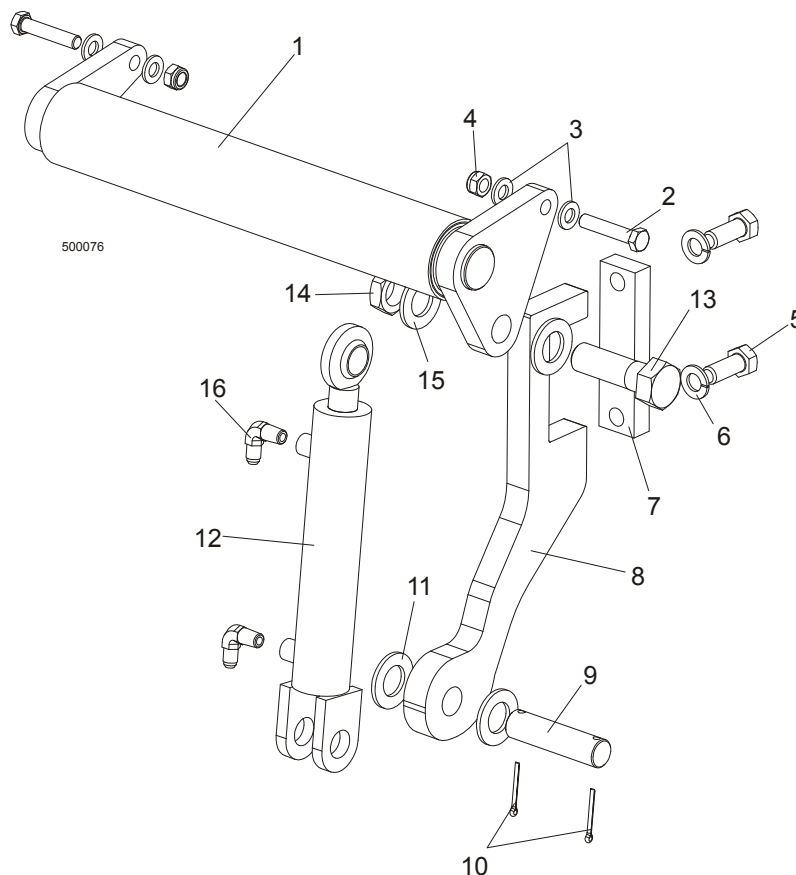
9.8 Hydraulic Log Clamp



REF.	DESCRIPTION (◆ Indicates Parts Available In Assemblies Only)	PART #	QTY.
	HYDRAULIC LOG CLAMP ASSEMBLY	088658	1
1	Rod Weldment, Log Clamp Slide Ptd	086967-1	1
2	Arm Weldment, Hydraulic Clamp Link Ptd	086963-1	1
3	Pin, B 24x95/85-Clevis Zinc	F81049-2	1
4	Washer, 25 Flat Zinc	F81061-3	8
5	Washer, 25X63 Zinc-Plated	088585-1	5
6	Nut, Z M20-8-B-Slotted Castle Zinc	F81037-3	2
7	Pin, Hydraulic Cylinder Zinc-Plated	086979-1	2
8	Pin, S-Zn 6,3x45 Cotter	F81045-2	6
9	Cylinder, C-J-S96-16-70/32/178 Hydraulic	088589	1
10	Arm, Hydraulic Log Clamp Link Ptd	086974-1	1
11	Bolt, M24x217/39 -8.8-B- Hex Head Zinc	088586-1	1
12	Nut, M24 -04-B- Hex Thin Zinc	F81039-3	2
13	Bushing, 5040BS Self-Lubricating	088660	2
14	Rod Weldment, Log Clamp Vertical Painted	088582-1	1
15	Block, Log Clamp Steel Ptd	088591-1	1
16	Washer, 8.4 Flat Zinc	F81054-1	8
17	Bolt, M8x20-8.8-B-Hex Head Full Thread Zinc	F81002-4	8
18	Flange, Clamp Rod Wiper Ptd	088887-1	3
19	Fitting, 3/16" Straight Grease	P04107	1

20	Flange, Clamp Rod Wiper Ptd	088887-1	1	
21	Wiper, ZZ 50x60x7 Log Clamp Rod	088587	1	
22	Cylinder, CJ-S169-16-40/22/254 Hydraulic	088590	1	
23	Fitting, 1/4" NPT - 1/4" JIC Male Elbow	P09142	2	
24	Screw, M12x55 -8.8-B-Hex Socked Head Cap Zinc	F81004-23	2	
25	Plate, Log Clamp Mount Ptd	086975-1	1	
26	Washer, Z 22,5 Split Lock	F81059-4	1	
27	Bolt, M22x1,5x40 -8.8-B-Hex Head Full Thread Zinc	F81009-1	1	
28	Bolt, M10 x 125-8.8 Hex Head Zinc	F81003-18	4	
29	Washer, 10.5 Flat Zinc	F81055-1	8	
30	Nut, M10-8-B Hex Nylon Zinc Lock	F81033-1	4	
31	Bolt, M12x130-8.8-Hex Head Zinc	F81004-36	2	
32	Washer, 13 Flat Zinc	F81056-1	2	
33	Nut, M12-8 Hex Zinc	F81034-1	2	
	STOP KIT, CLAMP	K09485	1	
34	Stop Wldmt, Hydraulic Log Clamp Ptd	086980-1	1	
35	Bolt, M12 x 40 8.8 Hex Head Full Thread Zinc	F81004-4	2	
36	Washer, 13 Flat Zinc	F81056-1	2	
37	Nut, M12-8 Hex Nylon Zinc Lock	F81034-2	4	
38	Fitting, 3/8JIC-1/4NPT 90L	015491	2	

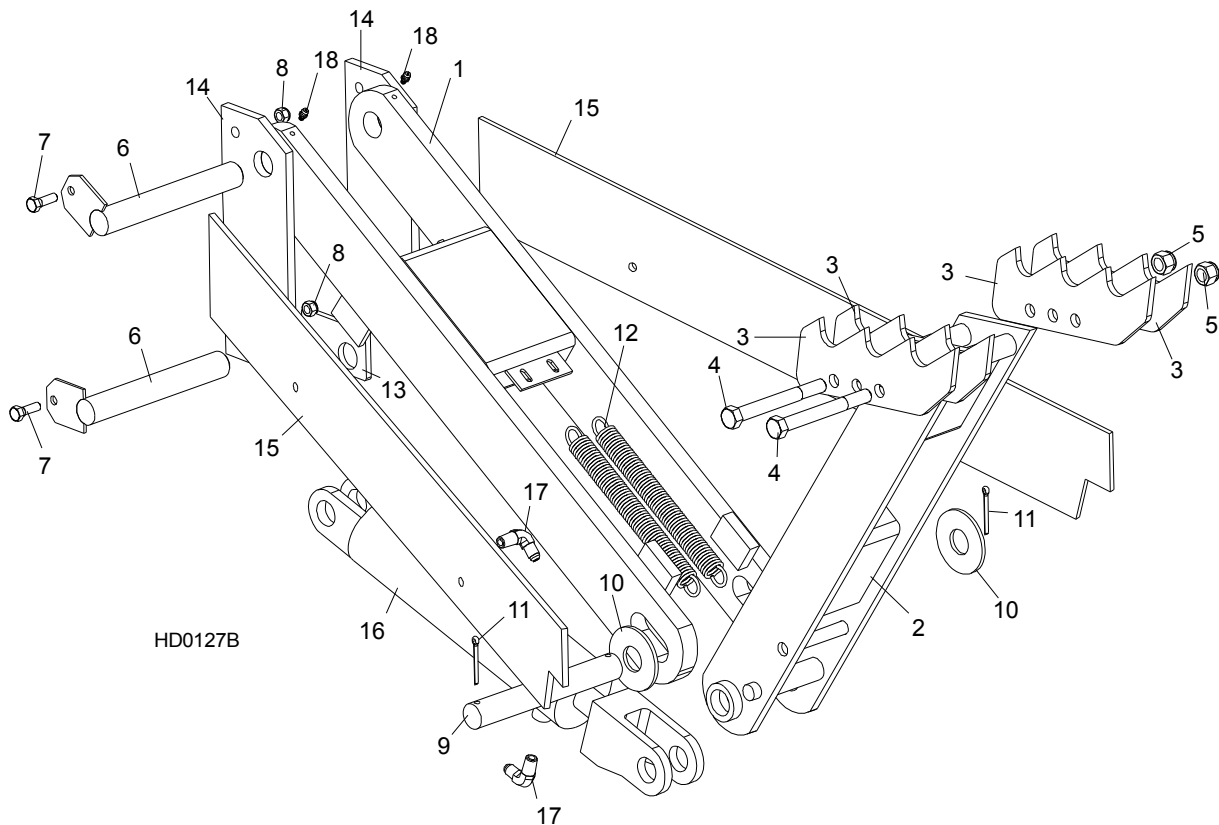
9.9 Hydraulic Toe Board, Middle



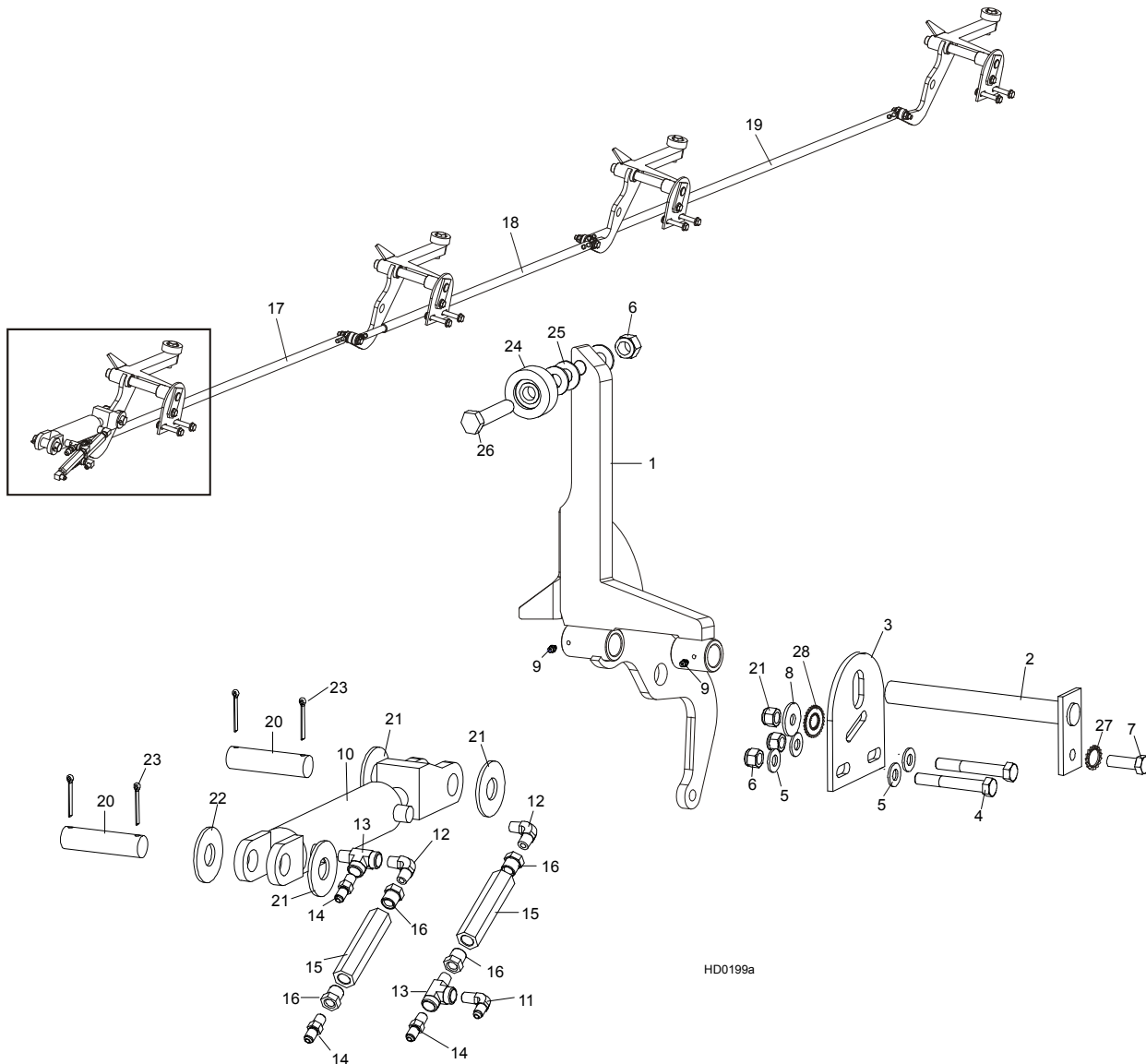
REF.	DESCRIPTION (◆ Indicates Parts Available in Assemblies Only)	PART #	QTY.	
	HYDRAULIC TOE BOARD ASSEMBLY, MIDDLE	090055		
1	Toe Board Weldment, Hydraulic	086253-1	1	

2	Bolt, M12x60-8.8 Zinc Hex Head	F81004-5	1	
3	Washer, 13 Zinc Flat	F81056-1	4	
4	Pin, S-Zn 2.5x20 Cotter	F81043-1	2	
5	Bolt, M16X40-8.8 Zinc Hex Head Full Thread	F81006-13	2	
6	Washer, 16.3 Zinc Split Lock	F81058-2	2	
7	Plate, Hydraulic Toe Board Mount	090086-1	1	
8	Bracket, Hydraulic Toe Board Mount	089990-1	1	
9	Pin, Hydraulic Cylinder Mount Zinc	086979-1	1	
10	Pin, S-Zn 3/16 X 1 1/2" Cotter	F05012-23	2	
11	Washer, 28 Zinc Flat	F81061-1	2	
12	Cylinder, CJ-S170-16-40/25/152 Hydraulic	088681	1	
	Seal Kit, 1 1/2" x 6" Hydraulic Cylinder	014547	1	
13	Bolt, 1-8 X 3 1/4 HH Hex Head Grade 5	F05009-51	1	
14	Nut, 1"-14	F05010-117	1	
15	Washer, 28 Zinc Flat	F81061-1	1	
16	Fitting, C5205x4x4 Male	P09143	2	

9.10



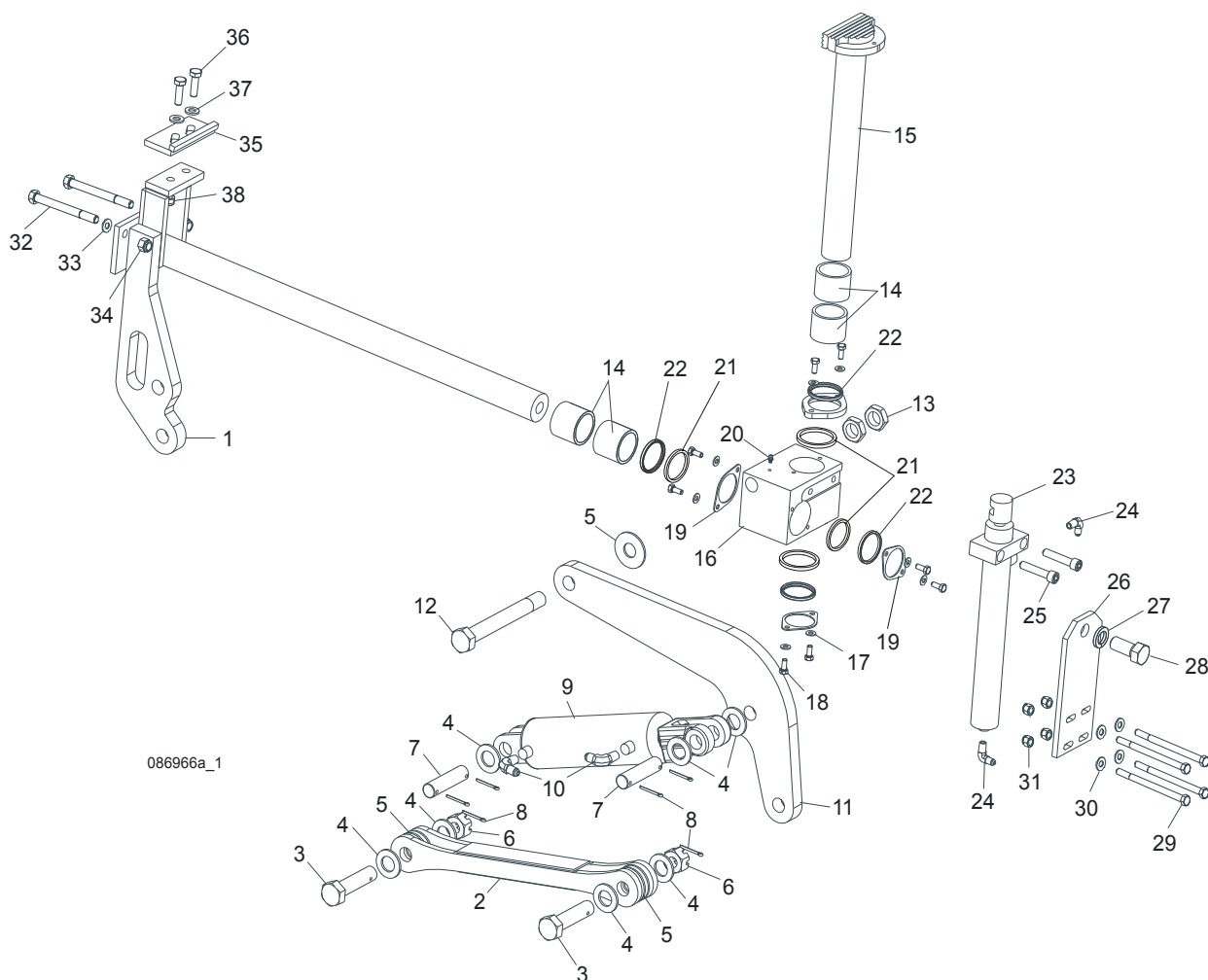
9.11 Hydraulic Log Side Supports (L Type Frame)



REF.	DESCRIPTION (◆ Indicates Parts Available In Assemblies Only)	PART #	QTY.
	HYDRAULIC LOG SIDE SUPPORTS (L TYPE FRAME)	093746	1
1	SUPPORT, HYDRAULIC LOG SIDE	091653-1	4
2	PIN, LOG SIDE SUPPORT PIVOT	091549-1	4
3	PLATE, LOG SIDE SUPPORT END	091591-1	4
4	BOLT, M12X75-8.8 HEX HEAD ZINC	F81004-21	8
5	WASHER, 13 FLAT ZINC	F81056-1	16
6	NUT, M12-8 HEX NYLON ZINC LOCK	F81034-2	12
7	BOLT, M12 X 35-8.8 HEX HEAD FULL THREAD ZINC	F81004-24	4
8	WASHER, 15 SPECIAL FLAT ZINC	F81057-3	4
9	FITTING, 3/16" GREASE	P04107	8
	CYLINDER ASSY, 2x6 SIDE SUPPORT SUPER	015561	1
	CYLINDER ASSEMBLY, SUPER HYDRAULIC LOG SIDE SUPPORT	015561	1
10	Cylinder, CJ-S270-16-50/28/152 Hydraulic	088678	1
	Seal Kit, 6" x 2" Hydraulic Cylinder	P12954	1
11	Fitting, 3/8" JIC - 1/4" NPT Elbow	015491	2

12	Fitting, 3/8JIC-1/4NPT 90L	015491	2	
13	Fitting, C3529x4 90° Pipe	P09140	4	
14	Fitting, C3759x4 Male 'T'	P09141	2	
15	Fitting, 3/8JIC-1/4NPT Str	015560	2	
16	Fitting, 3/8" JIC - 1/4" NPT	015560	2	
17	Valve, Hydraulic Sequence	015484	2	
18	Fitting, 3/8" NPT - 1/4" NPT Reducer	015490	4	
19	ROD, HYDRAULIC SIDE SUPPORT LINK L-1675 COMPLETE	089842	1	
20	ROD, HYDRAULIC SIDE SUPPORT LINK L-1480 COMPLETE	089376	1	
21	ROD, HYDRAULIC SIDE SUPPORT LINK L-1960 COMPLETE	089377	1	
22	PIN, CYLINDER MOUNT	086979-1	2	
23	WASHER, 28 FLAT ZINC	F81061-1	3	
24	WASHER, 26 FLAT ZINC DIN 1440	F81054-8	1	
25	PIN, 5 X 40 COTTER	F81043-31	4	
	ROLLER KIT, SIDE SUPPORT	015109	4	
26	ROLLER ASSEMBLY, SIDE SUPPORT	015014-1	4	
27	WASHER, 17 FLAT ZINC	F81058-1	12	
28	BOLT, M16x65MM, HH F/THRD, GRADE 5.8, ZINC	F81006-1	4	
29	WASHER, SPECIAL BOSART/2S, BN781 M12/13	F81056-16	4	
30	WASHER, SPECIAL BOSART/2S M12/12,3/30,3	F81056-17	4	
	Instruction Sheet, Side Support Roller	015109-526	1	

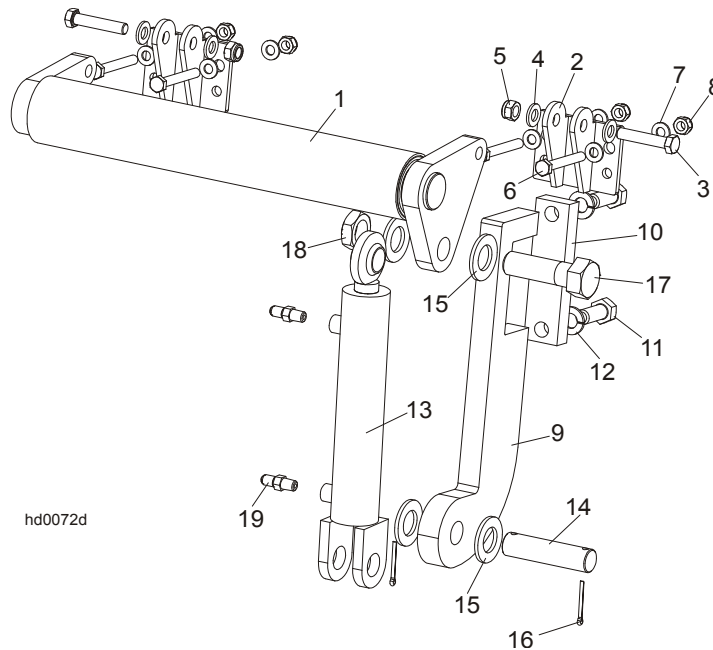
9.12 Hydraulic Log Clamp



REF	DESCRIPTION (◆ Indicates Parts Available In Assemblies Only)	PART #	QTY.
	LOG CLAMP ASSEMBLY, TWO-PLANE	088658	1
1	Rod Weldment, Log Clamp Slide Painted	086967-1	1
2	Arm Weldment, Hydraulic Clamp Link Painted	086963-1	1
3	Pin, B 24x95/85 Clevis Zinc	F81049-2	1
4	Washer, 25 Flat Zinc	F81061-3	8
5	Washer, 25x63 Zinc-Plated	088585-1	5
6	Nut, M20-8-3 Hex Slotted Castle Zinc	F81037-3	2
7	Pin, Hydraulic Cylinder Zinc-Plated	086979-1	2
8	Pin, 6.3x45 Cotter Zinc	F81045-2	6
9	Cylinder, CJ-S96-16-70/32/178 Hydraulic	088589	1
10	Fitting, 90° Male Elbow	P09142	2
11	Fitting, 1/4" NPT - 3/8" JIC Elbow	P09142	2
12	Arm, Hydraulic Log Clamp Link Painted	086974-1	1
13	Bolt, M24x217/39 -8.8-B Hex Head Zinc	088586-1	1
14	Nut, M24 -04-B Hex Thin Zinc	F81039-3	2
15	Bushing, 5040BS Self-Lubricating	088660	2
16	Rod Weldment, Log Clamp Vertical Painted	088582-1	1
17	Block, Log Clamp Painted Steel	088591-1	1
18	Washer, 8.4 Flat Zinc	F81054-1	8

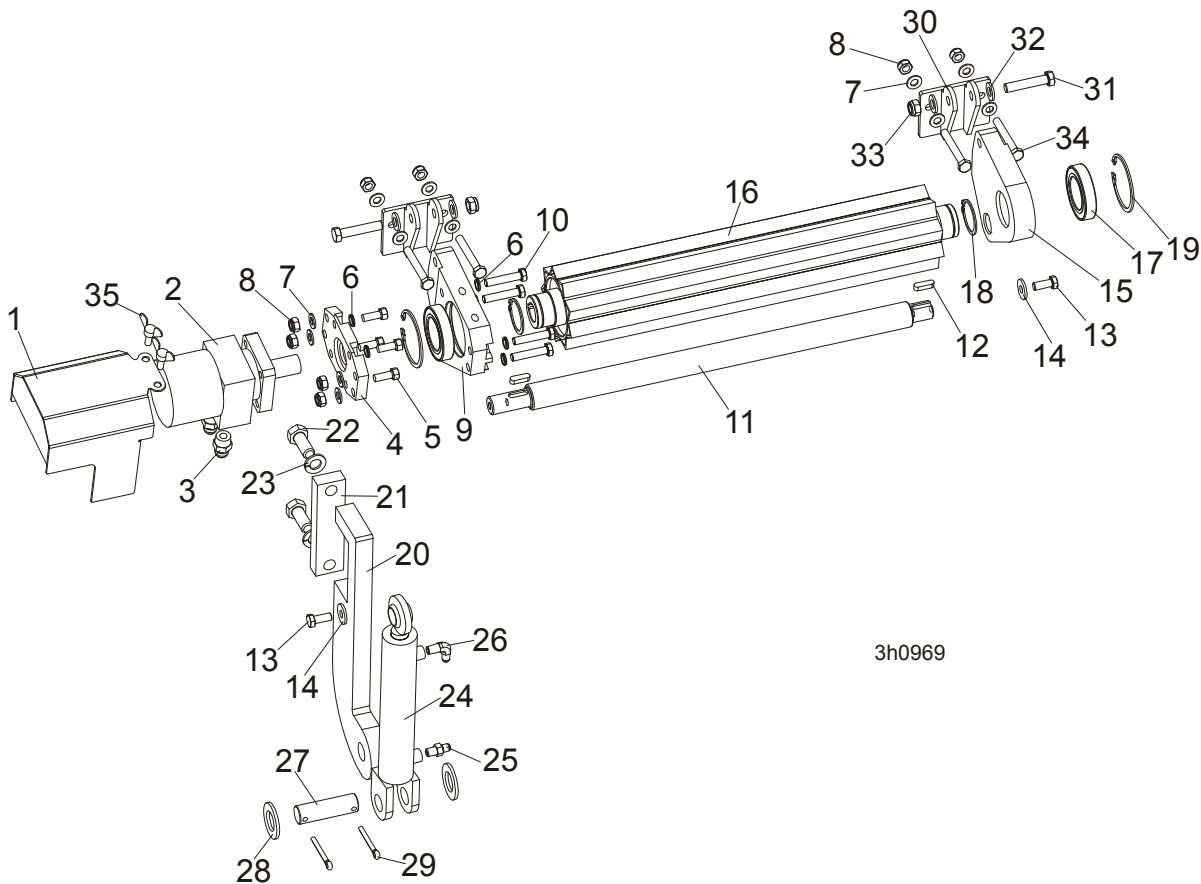
19	Bolt, M8x20-8.8-B Hex Head Full Thread Zinc	F81002-4	8	
20	Flange, Clamp Rod Wiper Painted	088887-1	3	
21	Fitting, 3/16" Straight Grease	P04107	1	
22	Spacer, Log Clamp	089324	1	
23	Wiper, ZZ 50x60x7 INCO Log Clamp Rod	088587	1	
24	Cylinder, CJ-S169-16-40/22/254 Hydraulic	088590	1	
25	Fitting, 90° Male Elbow	P09142	2	
26	Screw, M12x55-8.8-B Hex Socket Head Cap Zinc	F81004-23	2	
27	Plate, Log Clamp Mount Painted	086975-1	1	
28	Washer, Z 22.5 Split Lock Zinc	F81059-4	1	
29	Bolt, M22x1.5x40-8.8-B Hex Head Full Thread Zinc	F81009-1	1	
30	Bolt, M10 x 125-8.8 Hex Head Zinc	F81003-18	4	
31	Washer, 10.5 Flat Zinc	F81055-1	4	
32	Nut, M10-8-B Hex Nylon Zinc Lock	F81033-1	4	
33	Bolt, M12 x 140 8.8 Hex Head Zinc	F81004-37	2	
34	Washer, 13 Flat Zinc	F81056-1	2	
35	Nut, M12-8-B Hex Zinc	F81034-1	2	
	STOP ASSEMBLY, LOG CLAMP	K09485	1	
36	Stop Weldment, Hydraulic Log Clamp Painted	086980-1	1	
37	Bolt, M12 x 40 8.8 Hex Head Full Thread Zinc	F81004-4	2	
38	Washer, 13 Flat Zinc	F81056-1	2	
39	Nut, M12-8 Hex Nylon Zinc Lock	F81034-2	2	

9.13 Hydraulic Toe Board



REF.	DESCRIPTION (◆ Indicates Parts Available In Assemblies Only)	PART #	QTY.
	HYDRAULIC TOE BOARD - REAR	092634	1
1	Toe Board Weldment, Hydraulic - Rear	086253-1	1
2	Bracket, Hydraulic Toe Board	087903-1	2
3	Bolt, M12x60mm Hex Head Zinc Grade 8.8	F81004-5	4
4	Washer, M12 Flat Zinc	F81056-1	8
5	Nut, M12 Hex Nylon Zinc Lock	F81034-2	4
6	Bolt, M10x75-8.8 Hex Head Zinc	F81003-15	8
7	Washer, M10 Flat Zinc	F81055-1	16
8	Nut, M10 Hex Nylon Zinc Lock	F81033-1	8
9	Bracket, Hydraulic Toeboard Mount	087729-1	2
10	Plate, Hydraulic Toeboard Mount	090086-1	2
11	Bolt, M16x40mm Hex Head Full Thread Zinc Grade 5.8	F81006-13	4
12	Washer, 16.3 Split Lock Zinc	F81058-2	4
13	Cylinder, CJ-S170-16-40/25/152 Hydraulic	088681	2
14	Pin, Cylinder Mount	086979-1	2
15	Washer, 28 Flat Zinc	F81061-1	8
16	Pin, 3/16x1.5 Cotter Zinc	F05012-23	4
17	Bolt, 1-8x3 1/4 Hex Head Grade 5	F05009-51	2
18	Nut, 1-14 Hex Jam Unplated	F05010-117	2
19	Fitting, 1/4NPTx1/4JIC Male	P09143	4

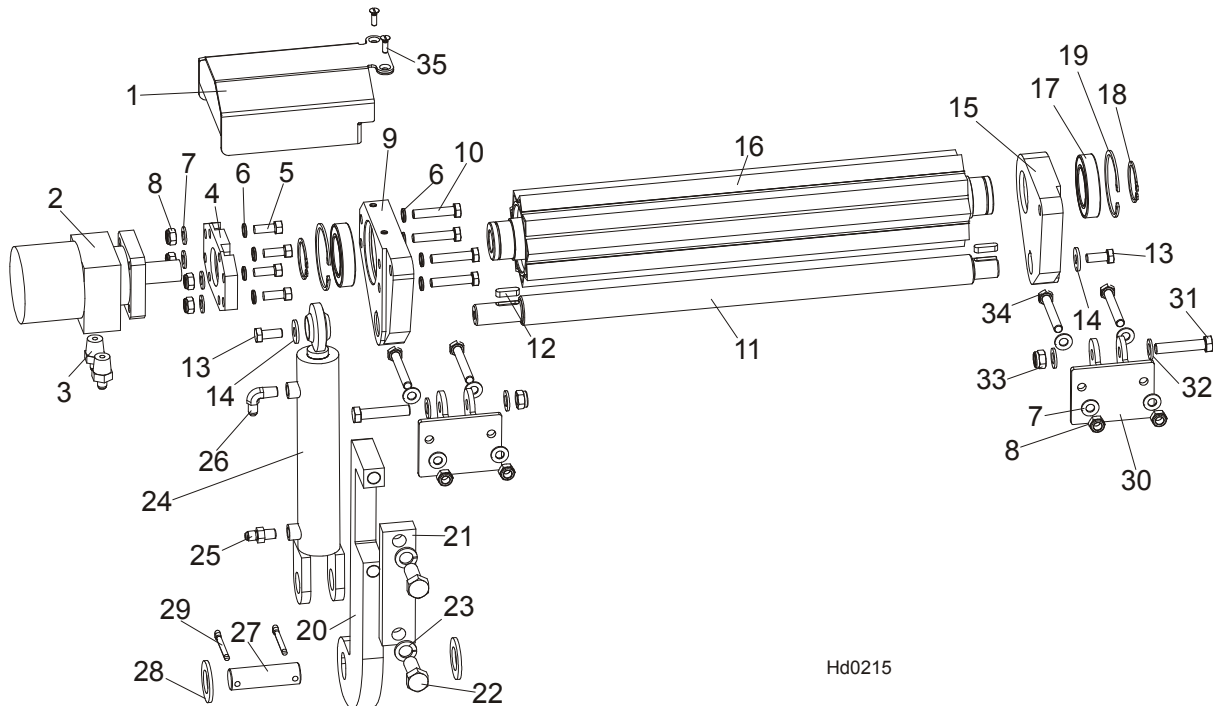
9.14 Power Toe Roller (Option)



REF.	DESCRIPTION (◆ Indicates Parts Available In Assemblies Only)	PART#	QTY.
	POWER ROLLER	507649	1
1	Cover, Hydraulic Motor	096037-1	1
2	Motor, MG06-13-13AAAB Hydraulic	P21506	1
3	Fitting, 1/2-14NPT/ 7/16-20UNF	096919	2
4	Plate, Hydraulic Motor Mount	096030-1	1
5	Screw, 3/8-16x1, HHC	F05007-7	4
6	Washer, 10.2 Split Lock Zinc	F81055-2	4
7	Washer, 10,5 Flat Zinc	F81055-1	12
8	Nut, M10-8-B Nylon Hex Zinc Lock	F81033-1	8
9	Bracket, Side w/HydroMotor Connector	096029-1	1
10	Bolt, M10x50-8.8-Hex Head Full Thread Zinc	F81003-4	4
11	Rod	096034	1
12	Key, A8x7x28 Parallel	096035	2
13	Bolt, M10x25 8.8 Hex Head Full Thread Zinc	F81003-31	2
14	Washer, 10,5 Zinc Flat Special	F81055-6	2
15	Bracket	096031-1	1
16	Roller, Pivot - Wldmt	096028-1	1
17	Bearing, 6009.2RSR	096025	2
18	Ring, Z 45 Spring Retaining	F81090-32	2
19	Ring, W 75 Spring Retaining	F81090-41	2
20	Bracket, Hydraulic Toe Board Mount	089990-1	1
21	Plate, Hydraulic Toe Board Mount	090086-1	1

22	Bolt, M16x40-8.8 Hex Head Full Thread Zinc	F81006-13	2	
23	Washer, 16,3 Split Lock Zinc	F81058-2	2	
	Cylinder, Hydraulic Toe Boards	085937	1	
24	Cylinder, CJ-S170-16-40/25/152 Hydraulic	088681	1	
25	Fitting, C5205x4x4 Male	P09143	1	
26	Fitting, 1/4NPTx1/4JIC Male Elbow	P09142	1	
27	Pin, Hydraulic Cylinder Zinc	086979-1	1	
28	Washer, 28 Flat Zinc	F81061-1	2	
29	Pin, S-Zn 6,3x45	F81045-2	2	
30	Bracket, Toe Board Roller Mount	087903-1	2	
31	Bolt, M12x60-8.8 Hex Head Zinc	F81004-5	2	
32	Washer, 13 Zinc Flat	F81056-1	4	
33	Nut, M12-8 Hex Nylon Zinc Lock	F81034-2	2	
34	Bolt, M10x75-8.8-Hex Head Zinc	F81003-15	4	
35	Stud, M6x16 Wing	F81001-16	2	

9.15 Power Toe Roller (Option)



REF.	DESCRIPTION (◆ Indicates Parts Available In Assemblies Only)	PART#	QTY.	
	POWER ROLLER	507688	1	
1	Cover, Hydraulic Motor	507690-1	1	
2	Motor, MG06-13-13AAAB Hydraulic	P21506	1	
3	Fitting, 1/2-14NPT/ 7/16-20UNF	096919	2	
4	Plate, Hydraulic Motor Mount	096030-1	1	
5	Screw, 3/8-16x1, HHC	F05007-7	4	
6	Washer, 10.2 Split Lock Zinc	F81055-2	4	
7	Washer, 10,5 Flat Zinc	F81055-1	12	
8	Nut, M10-8-B Nylon Hex Zinc Lock	F81033-1	8	
9	Bracket, Side w/HydroMotor Connector	507684-1	1	

10	Bolt, M10x50-8.8-Hex Head Full Thread Zinc	F81003-4	4	
11	Rod	096034	1	
12	Key, A8x7x28 Parallel	096035	2	
13	Bolt, M10x25 8.8 Hex Head Full Thread Zinc	F81003-31	2	
14	Washer, 10,5 Zinc Flat Special	F81055-6	2	
15	Bracket, Side Painted	507687-1	1	
16	Roller, Pivot - Wldmt	096028-1	1	
17	Bearing, 6009.2RSR	096025	2	
18	Ring, Z 45 Spring Retaining	F81090-32	2	
19	Ring, W 75 Spring Retaining	F81090-41	2	
20	Plate, Toe Board Cylinder Mount	087729-1	1	
21	Plate, Hydraulic Toe Board Mount	090086-1	1	
22	Bolt, M16x40-8.8 Hex Head Full Thread Zinc	F81006-13	2	
23	Washer, 16,3 Split Lock Zinc	F81058-2	2	
	Cylinder, Hydraulic Toe Boards	085937	1	
24	Cylinder, CJ-S170-16-40/25/152 Hydraulic	088681	1	
25	Fitting, C5205x4x4 Male	P09143	1	
26	Fitting, 1/4NPTx1/4JIC Male Elbow	P09142	1	
27	Pin, Hydraulic Cylinder Zinc	086979-1	1	
28	Washer, 28 Flat Zinc	F81061-1	2	
29	Pin, S-Zn 6,3x45	F81045-2	2	
30	Bracket, Toe Board Roller Mount	087903-1	2	
31	Bolt, M12x60-8.8 Hex Head Zinc	F81004-5	2	
32	Washer, 13 Zinc Flat	F81056-1	4	
33	Nut, M12-8 Hex Nylon Zinc Lock	F81034-2	2	
34	Bolt, M10x75-8.8-Hex Head Zinc	F81003-15	4	
35	Screw, M6x20- 4.8-B Fe/Zn5 PN-85/M-8220	F81001-31	2	