

Wood-Mizer® Sawmill

Parts Manual

LT40L DH

rev. E7.08



Safety is our #1 concern! Read and understand all safety information and instructions before operating, setting up or maintaining this machine.

Form #948

Table of Contents

Section-Page

SECTION 1	GENERAL INFORMATION	1-1
1.1	How To Use the Parts List.....	1-1
1.2	Sample Assembly	1-1
SECTION 2	BLADE GUIDE ROLLERS & ARM	2-1
2.1	Blade Guide Assembly, Idle Side (Standard).....	2-1
2.2	Blade Guide Assembly, Idle Side (Optional).....	2-3
2.3	Blade Guide Assembly, Drive Side (Optional).....	2-5
2.4	Blade Guide Mount Block (LT40 Wide)	2-7
2.5	Blade Guide Mount Block (LT40 Wide)	2-8
2.6	Idle Side Blade Guide Assembly, Optional (LMS).....	2-9
2.7	Blade Guide Assembly, Drive Side.....	2-11
2.8	Blade Guide Arm & Rollers	2-13
2.9	Blade Guide Arm Drive Assembly.....	2-14
2.10	Drive Assembly, Blade Guide Arm (LT40 Wide)	2-16
2.11	Drive Roller, Blade Guide Arm	2-18
2.12	Idler Roller, Blade Guide Arm	2-19
SECTION 3	BLADE WHEELS & TENSIONER	3-1
3.1	Blade Drive Assembly.....	3-1
3.2	Idle Blade Wheel Assembly	3-3
3.3	Blade Tensioner Guide Arms (LT40 Wide)	3-4
3.4	Hydraulic Blade Tensioner Assembly.....	3-5
SECTION 4	SAW HEAD	4-1
4.1	Middle Throat Screw.....	4-1
4.2	Water Lube Solenoid Valve (not available in EC version)	4-1
4.3	Clutch Lever Assembly	4-2
4.4	Brake Assembly.....	4-4
4.5	Board Return Assembly	4-5
4.6	Water Lube Assembly	4-7
4.7	LT40DC Saw Head Decals	4-9
4.8	Blade Housing Covers	4-11
4.9	Drive Belt Covers	4-13
4.10	Sawdust Chute	4-14
4.11	Saw Head Pin	4-15
4.12	Saw Head Rest Bracket. Plate Mount.	4-16
4.13	LT20/40 Saw Head Rest Bracket	4-17
4.14	Saw Head Support Bracket (New M-type Frame, Mobile Sawmills)	4-18
4.15	Saw Head Rest Assembly, LT40M - 2.2	4-19
4.16	LT40 Wide Saw Head Parts	4-20
4.17	Motor Mount Clamp	4-22
4.18	Blade Guide Arm w/Drive	4-23

Table of Contents

Section-Page

SECTION 5	CONTROL & BATTERY BOXES	5-1
5.1	Control Assembly, LT40 Series DH	5-1
5.2	Control Assembly (Gas/Diesel), Optional Equipment	5-4
5.3	Control Box Bracket.....	5-6
5.4	Drum Switches	5-7
5.5	Circuit Breakers	5-8
5.6	Solenoid Assemblies	5-9
5.7	Battery Box Assembly, LT40 Series	5-10
SECTION 6	UP/DOWN SYSTEM	6-1
6.1	Saw Head V-Brace Mount	6-1
6.2	Blade Height Scale	6-2
6.3	Up/Down Chain & Sprockets.....	6-4
6.4	Up/Down Motor Assembly, LT40 Series	6-6
6.5	Up/Down Drive Assembly, LT40 Series	6-7
SECTION 7	POWER FEED & TRACK ROLLERS	7-1
7.1	Upper Track Rollers And Wipers.....	7-1
7.2	Power Feed Assembly	7-2
7.3	Feed Chain/Stop, LT40 Series	7-4
7.4	Lower Track Rollers	7-5
SECTION 8	BED FRAME ASSEMBLY	8-1
8.1	Bed Rail Assembly (L Type Frame)	8-1
8.2	Bed Rail Assembly (L Type Frame)	8-2
8.3	Bed Rail Assembly (L Type Frame)	8-3
8.4	Bed Rail Assembly (L Type Frame)	8-4
8.5	Additional Angled Bed Rail (Long) - Complete	8-5
8.6	Additional Flat Bed Rail (Long) - Complete	8-6
8.7	Additional Flat Bed Rail (Short) - Complete	8-7
8.8	Additional Angled Bed Rail (Short) - Complete	8-8
8.9	Stationary Legs	8-9
8.10	Log Side Support (Manual)	8-10
8.11	Bed Extension LT70 (0.9m) - Complete	8-12
8.12	Angled Bed Rails for "L" Frame	8-14
8.13	Bed Frame Decals	8-15
8.14	Saw Head Transport Bracket	8-16
8.15	Saw Head Transport Bracket, LT70L	8-17
8.16	Inspection Platform for the Old Type Frame (Optional)	8-18
8.17	IFront Adjustable Leg (at the hitch)	8-19
8.18	Wall Mount Remote Set (Cutting Length of 6.5 m).....	8-20
8.19	Wall Mount Remote Set (Cutting Length of 6.5-10 m)	8-21
8.20	4-Post Remote Set	8-22
8.21	5-Post Remote Set	8-23
8.22	Octagonal Profile Sawing Tool (Option)	8-24
8.23	Sawmill Transport Bracket Assembly (Option)	8-25

Table of Contents

Section-Page

8.24	Tie Down Chain Assembly	8-26
------	-------------------------------	------

SECTION 9 HYDRAULIC SYSTEM

9-1

9.1	Hydraulic hoses, LT20L/LT40L/LT70L AH	9-2
9.2	Hydraulic Control Box	9-4
9.3	Hydraulic Power Supply Strip.....	9-6
9.4	Hydraulic Log Loader	9-8
9.5	Hydraulic Log Turner.....	9-9
9.6	Hydraulic Log Clamp, Front and Rear	9-11
9.7	Hydraulic Log Clamp	9-13
9.8	Hydraulic Side Supports Assembly “L” (536203)	9-15
9.9	Hydraulic Cylinder (015561)	9-17
9.10	Side Support Rod “L”	9-18
9.11	Hydraulic Toe Board, Middle	9-19
9.12	Shock Absorber Assembly - Option for Sawmills Equipped with Hydraulics	9-20
9.13	Loader-Arm Rail - “L” Frame	9-22
9.14	Log Loader, 3-arms, L-Frame	9-23
9.15	Vertical Side Support Kit - L-type frame	9-25
9.16	Side Supports “L” Frame	9-27
9.17	Hydraulic Log Side Supports (L Type Frame).....	9-29
9.18	Main Hydraulic Log Clamp (2 Rods)	9-31
9.19	Main Log Clamp (540970)	9-33
9.20	Hydraulic Toe Board	9-35
9.21	Left Hydraulic Toe Board (on lower bed rail)	9-36
9.22	Driven Log Levelling Roller (Option)	9-37
9.23	Driven Log Levelling Roller (mounted on lower bed rail)	9-39
9.24	Driven Log Levelling Roller, Lower Bed Rail (510607), Back “L” Frame (544241)	9-41
9.25	Log Levelling Driven Roller. 2 Cylinders.	9-43
9.26	Driven Log Levelling Roller, Left w/2 Cylinders	9-45
9.27	Driven Log Levelling Roller, Right w/2 Cylinders	9-47

SECTION 1 GENERAL INFORMATION

1.1 How To Use the Parts List

- Use the index above to locate the assembly that contains the part you need.
- Go to the appropriate section and locate the part in the illustration.
- Use the number pointing to the part to locate the correct part number and description in the table.
- Parts shown indented under another part are included with that part.
- Parts marked with a diamond (◆) are only available in the assembly listed above the part.

See the sample table below. Sample Part #A01111 includes part F02222-2 and subassembly A03333. Subassembly A03333 includes part S04444-4 and subassembly K05555. The diamond (◆) indicates that S04444-4 is not available except in subassembly A03333. Subassembly K05555 includes parts M06666 and F07777-77. The diamond (◆) indicates M06666 is not available except in subassembly K05555.

1.2 Sample Assembly				
REF.	DESCRIPTION (◆ Indicates Parts Available In Assemblies Only)	PART #	QTY	
	Sample Assembly, Complete (Includes All Indented Parts Below)	A01111	1	
1	Sample Part	F02222-22	1	
	Sample Subassembly (Includes All Indented Parts Below)	A03333	1	
2	Sample Part (◆ Indicates Part Is Only Available With A03333)	S04444-4	1	◆
	Sample Subassembly (Includes All Indented Parts Below)	K05555	1	
3	Sample Part (◆ Indicates Part Is Only Available With K05555)	M06666	2	◆
4	Sample Part	F07777-77	1	

To Order Parts:

- From Europe call our European Headquarters and Manufacturing Facility in Kolo, Poland at **+48-63-2626000**. From the continental U.S., call our toll-free Parts hotline at **1-800-525-8100**. Have your customer number, vehicle identification number, and part numbers ready when you call. From other international locations, contact the Wood-Mizer distributor in your area for parts.

Office Hours:

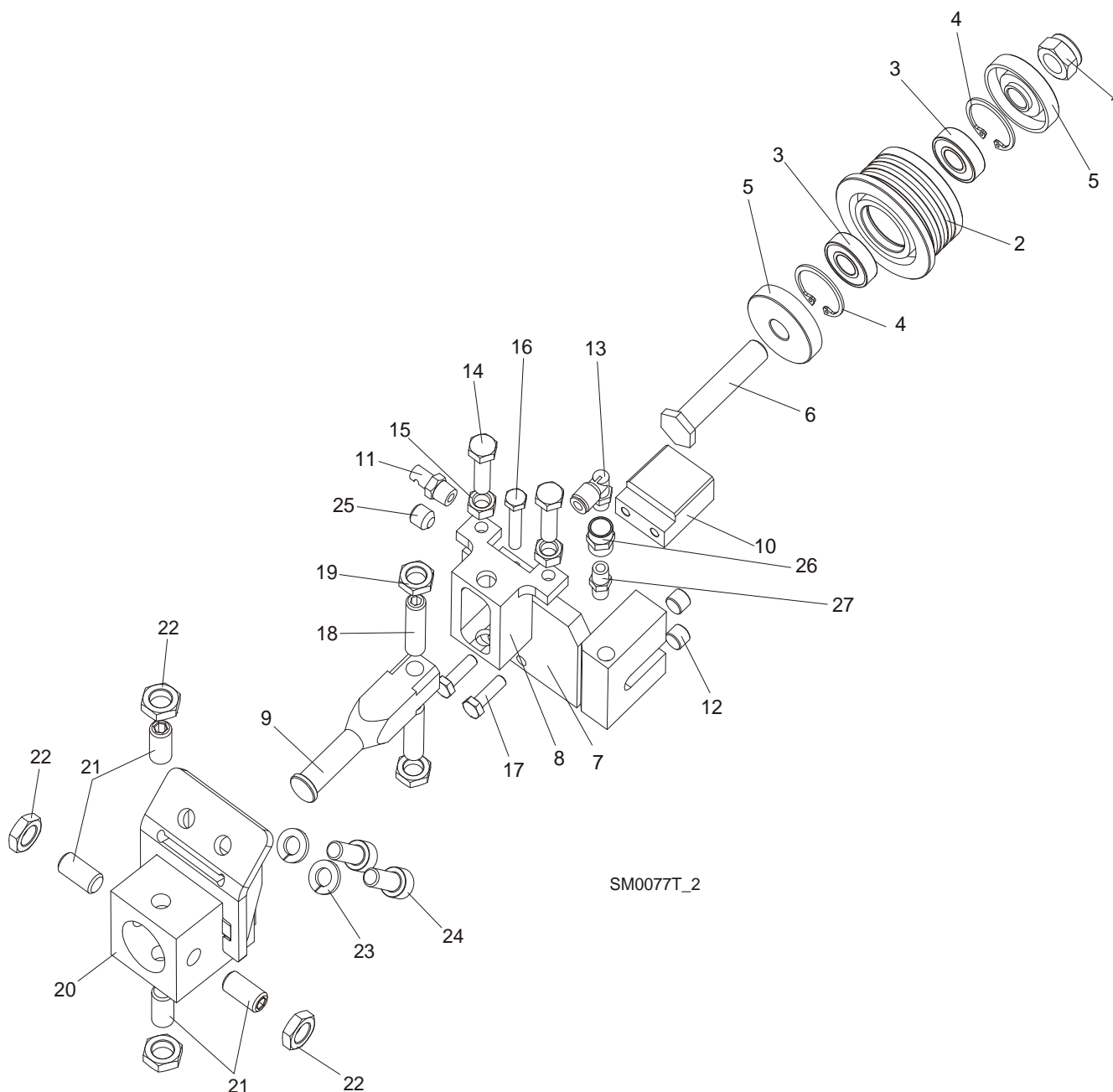
Country	Monday - Friday	Saturday	Sunday
Poland	7-15	Closed	Closed
US	8 a.m.- 5 p.m.	8 a.m.- 12 p.m.	Closed



CAUTION! It is strongly recommended that only original spare parts be used.

SECTION 2 BLADE GUIDE ROLLERS & ARM

2.1 Blade Guide Assembly, Idle Side (Standard)



REF.	DESCRIPTION (◆ Indicates Parts Available In Assemblies Only)	PART#	QTY
	BLADE GUIDE ASSEMBLY, IDLE SIDE	092523	1
	BLADE GUIDE ASSEMBLY, IDLE SIDE, EXTENDED (for optional use with 1 1/2" blades)	092994	1
	Roller, Blade Guide Narrow w/Bearings	088261	1
	Roller, Blade Guide w/Bearings Extended (for optional use with 1 1/2" blades)	092939	1
1	Nut, M12-8 Hex Nylon Zinc Lock	F81034-2	1

Blade Guide Rollers & Arm

Blade Guide Assembly, Idle Side (Standard)

2

2	Roller, Blade Guide Narrow	087889	1	
	Roller, Blade Guide Extended (for optional use with 1 1/2" blades)	087890	1	
3	Bearing, 6001 2RSR NACHI	087893	2	
4	Ring, W28 Inside Retaining	F81090-9	2	
5	Washer, Spacer	087891-1	2 (1)	
	Washer, Spacer (used with the Extended Roller only) ¹	087892-1	1	
6	Bolt, Blade Guide Roller Zinc-Plated	087761-1	1	
	Bolt, Blade Guide Roller Zinc-Plated (used with the Extended Roller only)	092940-1	1	
7	Block Weldment, Nozzle Zinc-Plated	087750-1	1	
8	Block, Zinc Plated Roller Guide Adjuster	087756-1	1	
9	Shaft, Zinc-Plated Blade Guide Mount (Narrow Roller)	088255-1	1	
	Shaft, Zinc-Plated Blade Guide Mount (Wide Roller)	501406-1	1	
10	Block, Blade Guide Zinc	096956-1	1	
11	Nozzle, Blade Water Lube Spray	016637	1	
12	Plug, M10x1 DIN 906 BN40 "BOSSARD"	F81015-3	2	
13	Fitting, 90° Elbow 1/8NPT-1/4 Tube Swivel	P09736	1	
14	Bolt, M8x30 DIN933 A2-70 Stainless Steel	F81002-27	2	
15	Nut, M8 DIN934 A2-70 Stainless Steel	F81032-7	2	
16	Bolt, M6x30 DIN933 A2-70 Stainless Steel	F81001-37	1	
17	Bolt, M6x20-8.8 Hex Head Full Thread Zinc	F81001-2	2	
18	Screw, M10x1x40 DIN913 Stainless Steel Set	F81015-2	2	
19	Nut, M10x1-04-ST-A2 ISO 8675 Thin	F81033-10	2	
20	BLOCK WELDMENT, BLADE GUIDE MOUNT	514887-1	1	
21	SCREW, M10X1X25 DIN913 STAINLESS STEEL SET	F81015-4	4	
22	NUT, M10x1-04-ST-A2 ISO 8675 THIN	F81033-10	4	
23	WASHER, 8.2 SPLIT LOCK ZINC	F81054-4	2	
24	BOLT, M8 X 20-8.8 SOCKET HEAD	F81002-30	2	
25	FITTING, 1/8 NPT SOCKET PIPE PLUG	P30127	1	
26	FITTING, 1/8FPT COUPLING	P05748	1	
27	NIPPLE, 1/8 DRY SEAL	P02764	1	

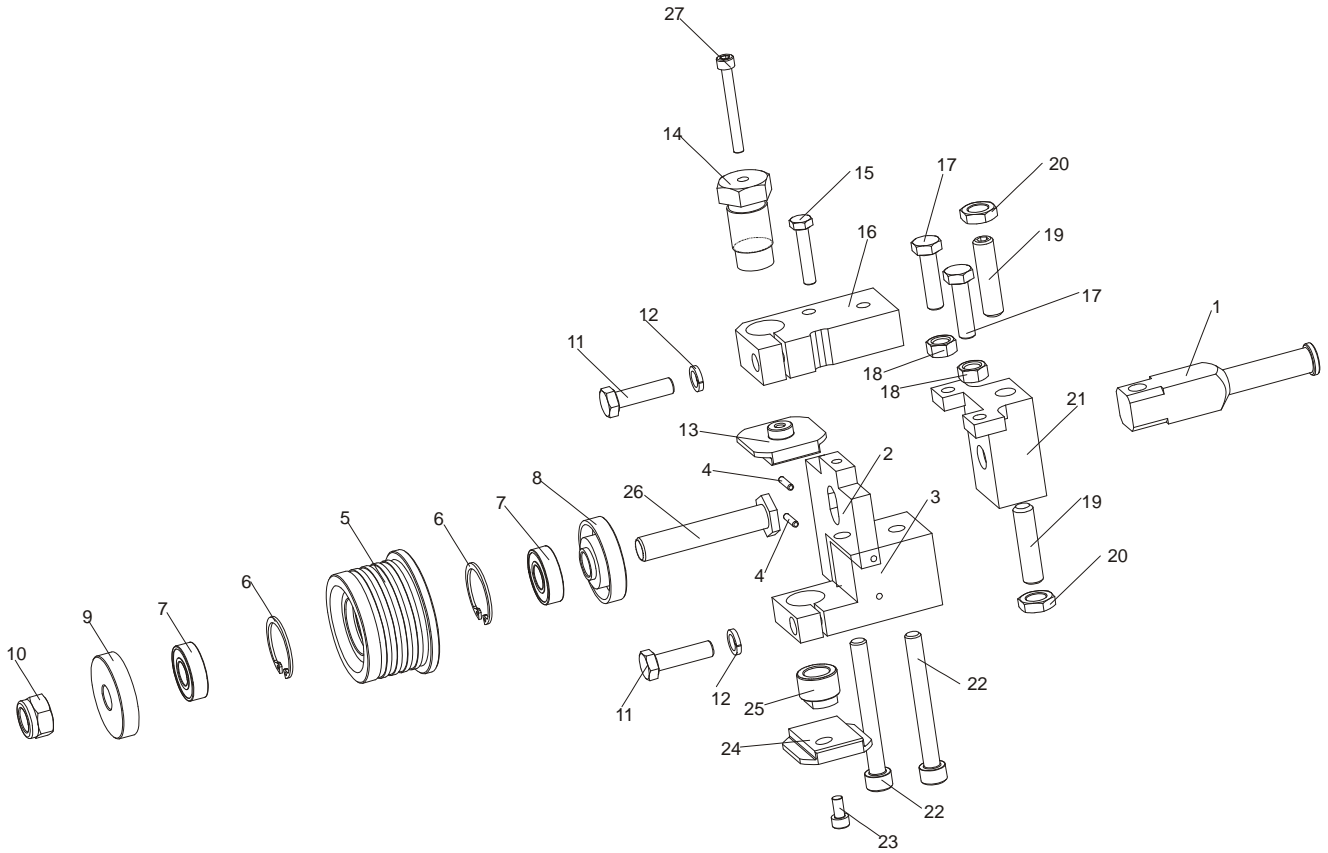
¹ Used only from the flanged side of the roller



Blade Guide Rollers & Arm

Blade Guide Assembly, Idle Side (Optional)

2.2 Blade Guide Assembly, Idle Side (Optional)



REF.	DESCRIPTION (◆ Indicates Parts Available In Assemblies Only)	PART#	QTY
	BLADE GUIDE ASSEMBLY, IDLE SIDE, EXTENDED (for optional use with 1 1/2" blades)	093760	1
1	SHAFT, ZINC-PLATED BLADE GUIDE MOUNT	501406-1	1
	MOUNTING PLATE ASSEMBLY	093763-1	1
2	PLATE, BLADE GUIDE MOUNTING	093761	1
3	BLOCK, LOWER PAD MOUNT	093769	1
4	PIN, 3m6x14 DIN 6325 HRC 60 ROLL	F81048-6	2
	ROLLER, BLADE GUIDE EXTENDED W/BEARINGS	092939	1
5	ROLLER, BLADE GUIDE EXTENDED	087890-0	1
2	RING, W28 INSIDE RETAINING	F81090-9	2
7	BEARING, 6001 2RSR (FAG,SKF)	087893	2
8	RING, ZINC-PLATED SPACER (FOR EXTENDED ROLLER)	087892-1	1
9	WASHER, ZINC-PLATED SPACER	087891-1	1
10	NUT, M12-8 HEX NYLON ZINC LOCK	F81034-2	1
11	BOLT, M8x30 DIN933 A2-70 STAINLESS STEEL	F81002-27	2
12	WASHER, 8.2 SPLIT LOCK ZINC	F81054-4	2
13	BLOCK, BLADE GUIDE ZINC-PLATED	093430-1	1
14	BOLT, UPPER BLOCK ADJUSTMENT	089515-1	1
15	BOLT, M6x30 DIN933 A2-70 STAINLESS STEEL	F81001-37	1
16	BLOCK, UPPER PAD MOUNT	093762-1	1
17	BOLT, M8x30 DIN933 A2-70. STAINLESS STEEL	F81002-27	2
18	NUT, M8 DIN 934 A2-70 STAINLESS STEEL	F81032-7	2
19	SCREW, M10x1x40 DIN913 SET STAINLESS STEEL	F81015-2	2

Blade Guide Rollers & Arm
Blade Guide Assembly, Idle Side (Optional)

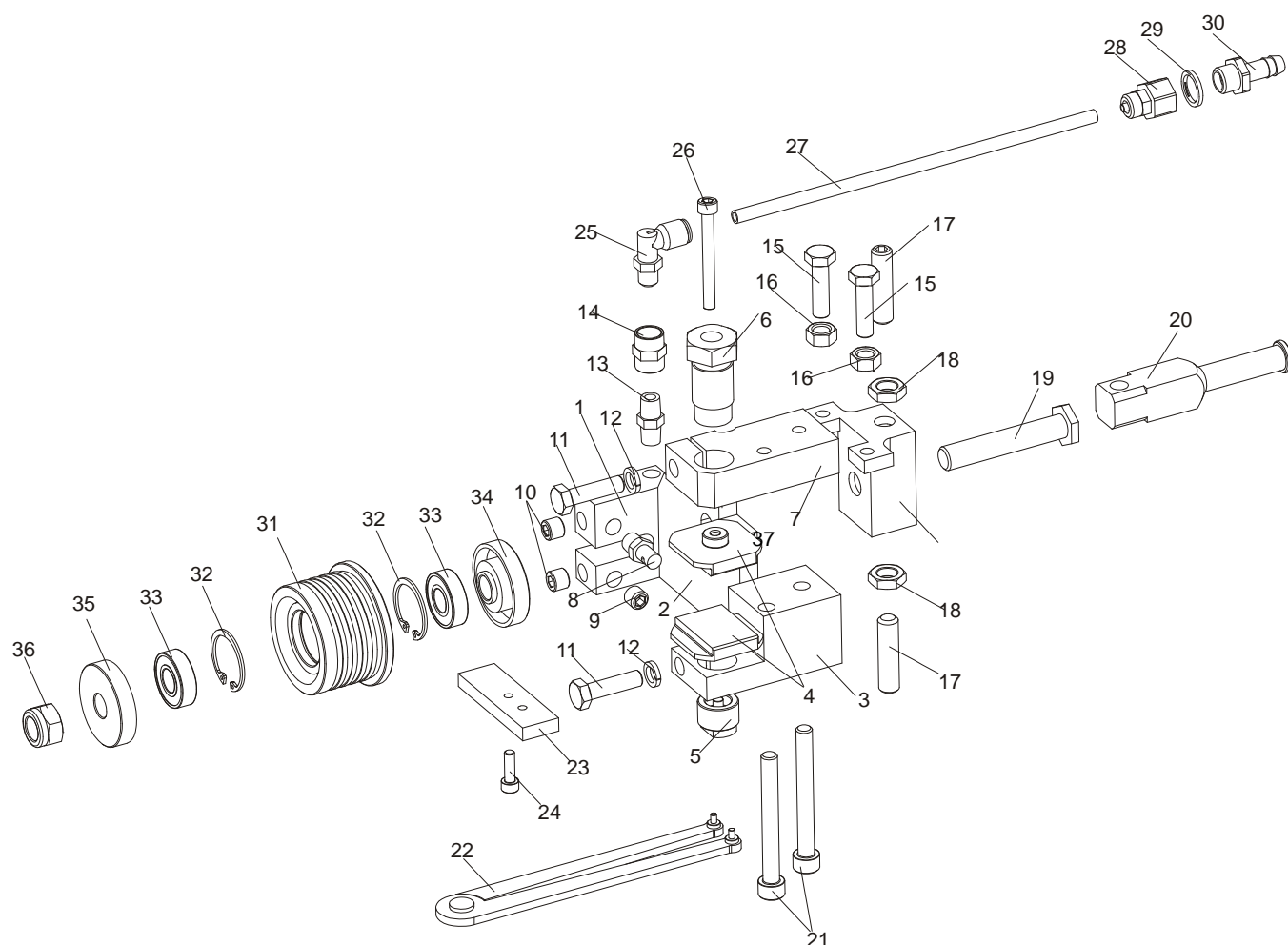
2

20	NUT, PN-EN ISO 8675-M10X1-04-St-A2 HEX THIN FINE THREAD	F81033-10	2	
21	BLOCK, BLADE DEFLECTION ADJUSTMENT	087756-1	1	
22	SCREW, M8x40-8.8 HEX SOCKET HEAD CAP ZINC	F81002-29	2	
23	SCREW, M5X10 DIN 912 A2-70 HEX SOCKET HEAD CAP STAINLESS STEEL	F81000-23	1	
24	BLOCK, BLADE GUIDE ZINC-PLATED	093430-1	1	
25	SCREW, LOWER PAD ADJUSTMENT	090945-1	1	
26	BOLT, EXT. BLADE GUIDE ROLLER LONG	092940-1	1	

2 Blade Guide Rollers & Arm

Blade Guide Assembly, Drive Side (Optional)

2.3 Blade Guide Assembly, Drive Side (Optional)



REF.	DESCRIPTION (◆ Indicates Parts Available In Assemblies Only)	PART#	QTY
	BLADE GUIDE ASSEMBLY,DRIVE SIDE, EXTENDED (for optional use with 1 1/2" blades)	093768	1
	NOZZLE & LOWER BLOCK MOUNT WELDMENT	093765	1
1	BLOCK WELDMENT, NOZZLE MOUNTING	087751	1
2	PLATE WELDMENT, MAIN	093766	1
3	BLOCK, LOWER PAD MOUNT (LEFT)	093767	1
4	BLOCK, BLADE GUIDE ZINC-PLATED	093430-1	2
5	SCREW, LOWER PAD ADJUSTMENT ZINC-PLATED	090945-1	1
6	BOLT, UPPER BLOCK ADJUSTMENT ZINC-PLATED	089515-1	1
7	BLOCK, UPPER PAD MOUNT ZINC-PLATED	093762-1	1
8	NOZZLE, BLADE WATER LUBE	016637	1
9	FITTING, 1/8 NPT SOCKET PIPE PLUG	P30127	1
10	PLUG, M10X1 DIN906 BN40 ZINC-PLATED	F81015-3	2
11	BOLT, M8X30 DIN933 A2-70 STAINLESS STEEL	F81002-27	2
12	WASHER, 8.2 SPLIT LOCK ZINC	F81054-4	2
13	NIPPLE, 1/8 DRY SEAL	P02764	1
14	FITTING, 1/8FPT COUPLING	P05748	1
15	BOLT, M8X30 DIN933 A2-70 STAINLESS STEEL	F81002-27	2
16	NUT, M8 DIN 934 A2-70 STAINLESS STEEL	F81032-7	2

Blade Guide Rollers & Arm

Blade Guide Assembly, Drive Side (Optional)

2

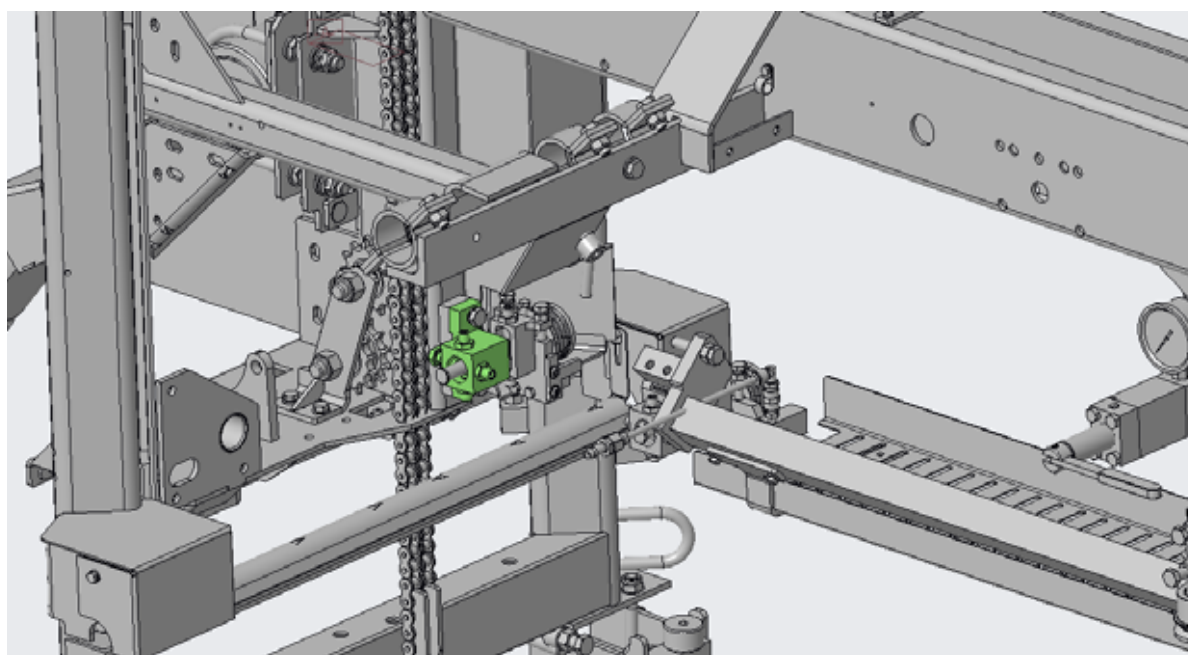
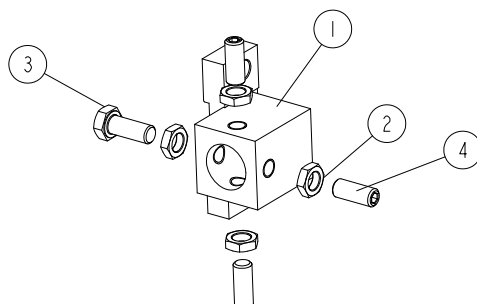
17	SCREW, M10X1X40 DIN913 A2-70 STAINLESS STEEL SET	F81015-2	2	
18	NUT, PN-EN ISO 8675-M10X1-04-ST-A2 HEX THIN W/FINE THREAD	F81033-10	2	
19	BOLT, EXT.BLADE GUIDE ROLLER LONG ZINC-PLATED	092940-1	1	
20	SHAFT, ZINC-PLATED BLADE GUIDE MOUNT	501406-1	1	
21	SCREW, M8X40-8.8 HEX SOCKET HEAD CAP ZINC	F81002-29	2	
22	SPANNER, 62860-3 (Perschmann) ADJUSTABLE	090949	1	
	PLATE, BLADE GUIDE ADJUSTMENT COMPLETE	090951	1	
23	PLATE, BLADE GUIDE ADJUSTMENT ZINC-PLATED	090805-1	1	
24	SCREW, M5X16-8.8 HEX SOCKET HEAD CAP ZINC	F81000-25	1	
25	ELBOW, 90 DEG. 1/8MPT 1/4 TUBE SWIVEL	P09736	1	
26	SCREW, M5x45 DIN912 A2-70 HEX SOCKET HEAD CAP STAINLESS STEEL	F81000-24	1	
	FITTING, 10/6.35 COMPLETE REDUCER	092782	1	
27	CABLE, COMPLETE REDUCER FITTING	092785	1	
28	FITTING, MV13/06 nr 13700 (RECTUS)	092784	1	
29	SEAL, G1/4 866-014-000-0 (REXROTH)	090809	1	
30	BUSHING, GT13/09 nr 13539 (RECTUS)	092783	1	
	ROLLER, BLADE GUIDE EXTENDED W/BEARINGS	092939	1	
31	ROLLER, BLADE GUIDE EXTENDED	087890	1	
32	RING, W28 INSIDE RETAINING	F81090-9	2	
33	BEARING, 6001 2RSR (FAG, SKF)	087893	2	
34	RING, ZINC-PLATED SPACER	087892-1	1	
35	RING, ZINC-PLATED SPACER	087891-1	1	
36	NUT, M12-8 HEX NYLON ZINC LOCK	F81034-2	1	
37	BLOCK, BLADE DEFLECTION ADJUSTMENT ZINC-PLATED	087756-1	1	

2 Blade Guide Rollers & Arm

Blade Guide Mount Block (LT40 Wide)

2.4 Blade Guide Mount Block (LT40 Wide)

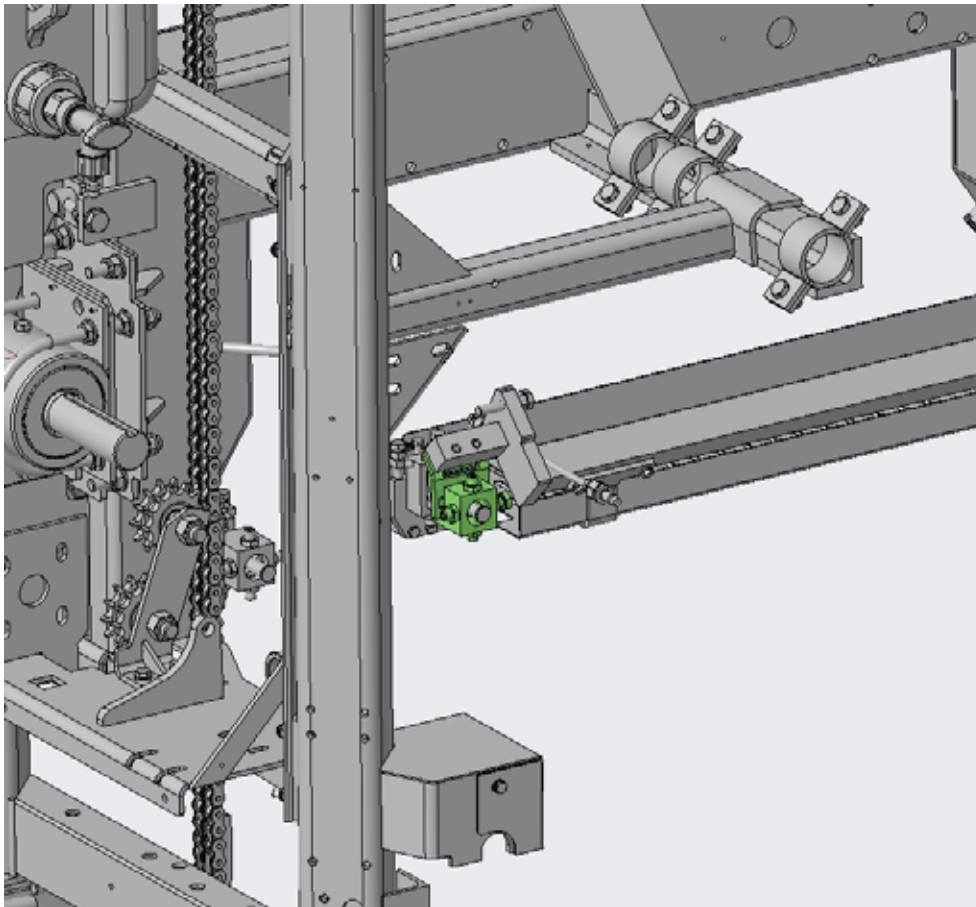
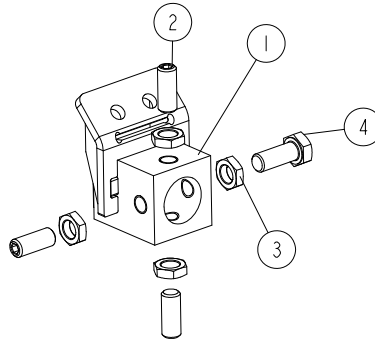
544238_001
544238_MANUAL



REF.	DESCRIPTION (* indicates parts available in assemblies only)	PART #	QTY
-	BLOCK, BLADE GUIDE MOUNT - COMPLETE	544238	1
1	BLOCK WELDMENT, BLADE GUIDE MOUNT	087744-1	1
2	NUT, M10X1-04-ST-A2E ISO8675 THIN	F81033-10	4
3	BOLT, M10X1X25 DIN 933 STAINLESS STEEL	F81003-28	1
4	SCREW, M10X1X25 DIN 913 STAINLESS STEEL SET	F81015-4	3

2.5 Blade Guide Mount Block (LT40 Wide)

544242_001
544242_MANUAL



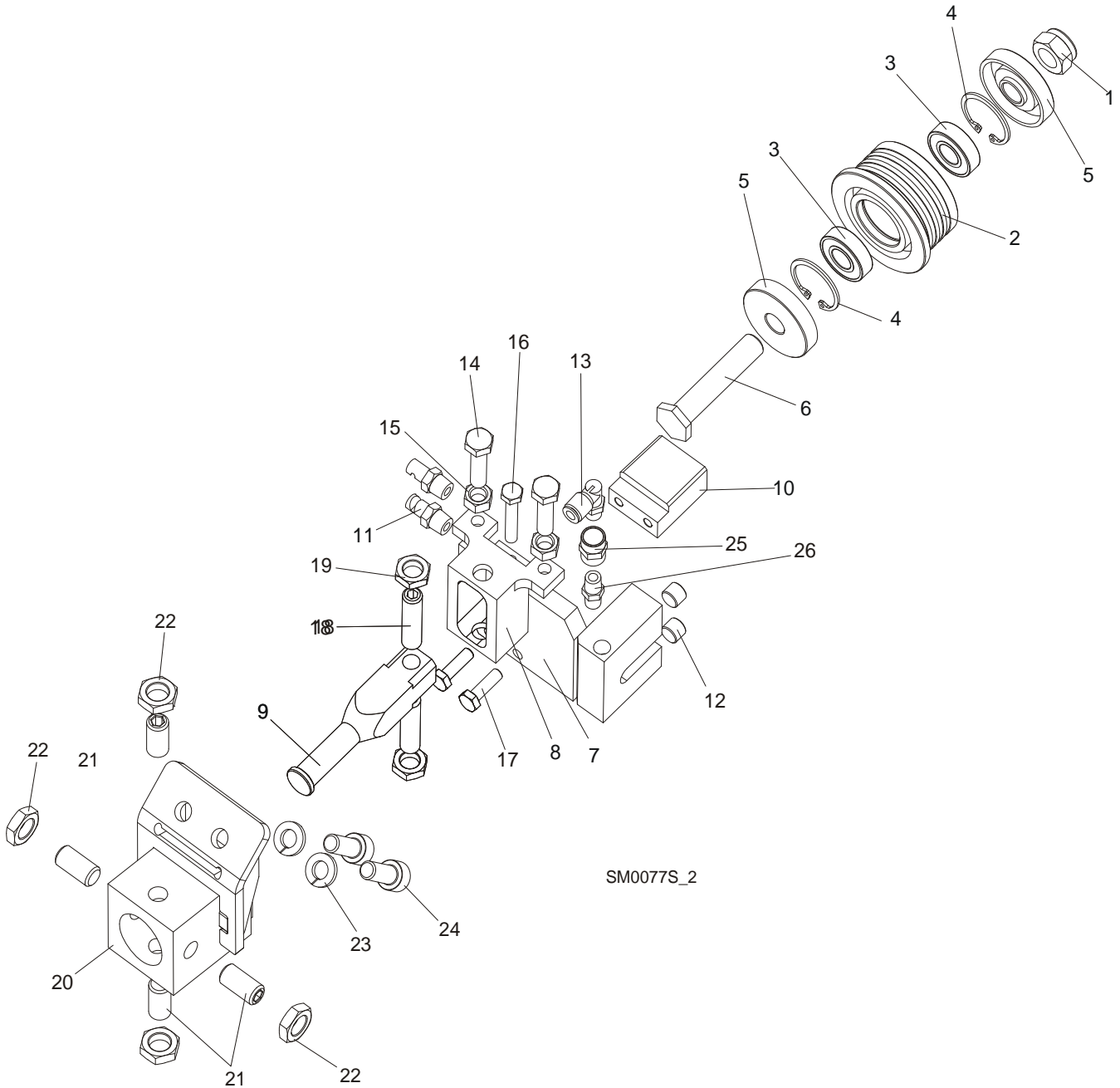
REF.	DESCRIPTION (* indicates parts available in assemblies only)	PART #	QTY	
1	BLOCK WELDMENT, LEFT BLADE GUIDE MOUNT - COMPLETE	514887-1	1	
2	SCREW, M10X1X25 DIN 913 STAINLESS STEEL SET	F81015-4	3	
3	NUT, M10X1-04-ST-A2E ISO8675 THIN	F81033-10	4	
4	BOLT, M10X1X25 DIN 933 STAINLESS STEEL	F81003-28	1	



Blade Guide Rollers & Arm

Idle Side Blade Guide Assembly, Optional (LMS)

2.6 Idle Side Blade Guide Assembly, Optional (LMS)



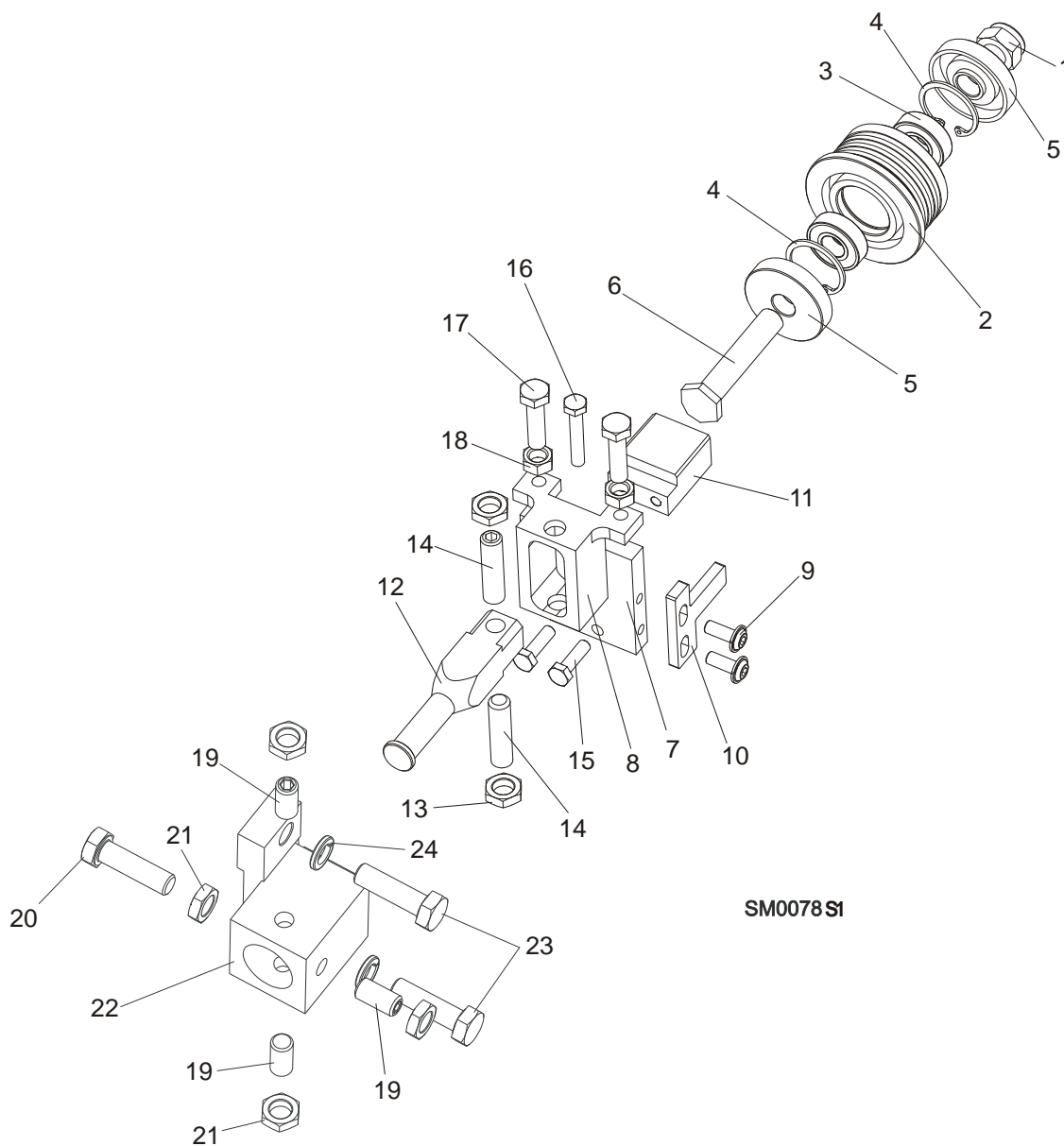
SM0077S_2

REF.	DESCRIPTION (◆ Indicates Parts Available In Assemblies Only)	PART#	QTY
	BLADE GUIDE ASSEMBLY, IDLE SIDE	087749	1
	BLADE GUIDE ASSEMBLY, IDLE SIDE. EXTENDED (for optional use with 1 1/2" blades)	092996	1
	Roller, Blade Guide Narrow w/Bearings	088261	1
	Roller, Blade Guide w/Bearings Extended (for optional use with 1 1/2" blades)	092939	1
1	Nut, M12-8 Hex Nylon Zinc Lock	F81034-2	1
2	Roller, Blade Guide Narrow	087889	1

	Roller, Blade Guide Extended (for optional use with 1 1/2" blades)	087890	1	
3	Bearing, 6001 2RSR NACHI	087893	2	
4	Ring, W28 Inside Retaining	F81090-9	2	
5	Washer, Spacer	087891	2 (1)	
	Washer, Spacer (used with the Extended Roller only) ¹	087892-1	1	
6	Bolt, Blade Guide Roller Zinc-Plated	087761-1	1	
	Bolt, Blade Guide Roller Zinc Plated (used with the Extended Roller only)	092940-1	1	
7	Block Weldment, Nozzle Zinc-Plated	087750-1	1	
8	Block, Zinc-Plated Roller Guide Adjuster	087756-1	1	
9	Shaft, Zinc-Plated Blade Guide Mount (Narrow Roller)	088255-1	1	
	Shaft, Zinc-Plated Blade Guide Mount (Wide Roller)	501406-1	1	
10	Block, Blade Guide Zinc	096956-1	1	
11	Nozzle, Blade Lube Spray	033479	2	
12	Plug, M10x1 DIN 906 BN40 "BOSSARD"	F81015-3	2	
13	Fitting, 90° Elbow 1/8NPT-1/4 Tube Swivel	P09736	1	
14	Bolt, M8x30 DIN933 A2-70 Stainless Steel	F81002-27	2	
15	Nut, M8 DIN934 A2-70 Stainless Steel	F81032-7	2	
16	Bolt, M6x30 DIN933 A2-70 Stainless Steel	F81001-37	1	
17	Bolt, M6x20-8.8 Hex Head Full Thread Zinc	F81001-2	2	
18	Screw, M10x1x40 DIN913 Stainless Steel Set	F81015-2	2	
19	Nut, M10x1-04-ST-A2 ISO 8675 Thin	F81033-10	2	
20	BLOCK WELDMENT, PAINTED BLADE GUIDE MOUNT	514887-1	1	
21	SCREW, M10X1X25 DIN913 STAINLESS STEEL SET	F81015-4	4	
22	NUT, M10x1-04-ST-A2 ISO 8675 THIN	F81033-10	4	
23	WASHER, 8.2 SPLIT LOCK ZINC	F81054-4	2	
24	BOLT, M8 X 20-8.8 SOCKET HEAD	F81002-30	2	
25	FITTING, 1/8FPT COUPLING	P05748	1	
26	NIPPLE, 1/8 DRY SEAL	P02764	1	

¹ Used only from the flanged side of the roller

2.7 Blade Guide Assembly, Drive Side

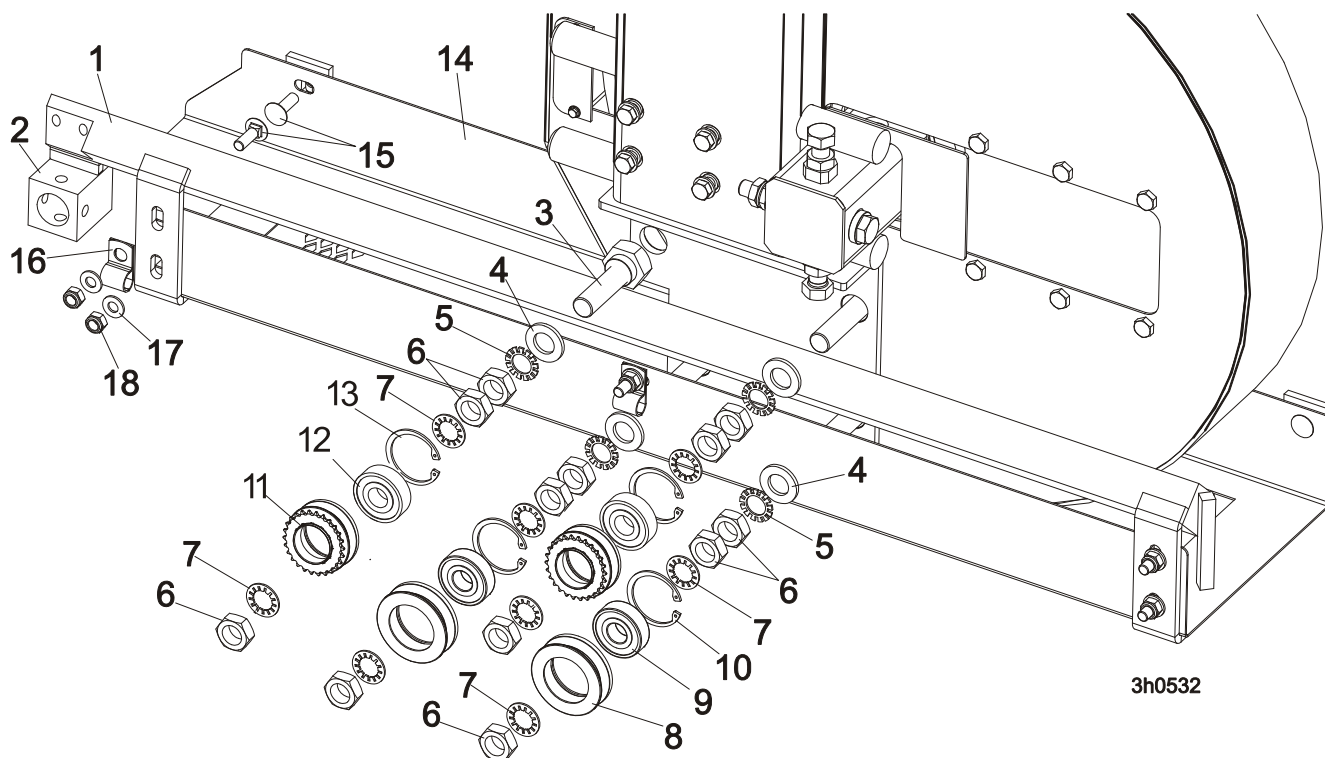


REF.	DESCRIPTION (◆ Indicates Parts Available In Assemblies Only)	PART#	QTY
	BLADE GUIDE ASSEMBLY, DRIVE SIDE	087748	1
	BLADE GUIDE ASSEMBLY, DRIVE SIDE, Extended (for optional use with 1 1/2" blades)	092995	1
	Roller, Blade Guide Narrow w/Bearings	088261	1
	Roller, Blade Guide w/Bearings Extended (for optional use with 1 1/2" blades)	092939	1
1	Nut, M12-8 Hex Nylon Zinc Lock	F81034-2	1
2	Roller, Blade Guide Narrow	087889	1
	Roller, Blade Guide Extended (for optional use with 1 1/2" blades)	087890	1
3	Bearing, 6001 2RSR NACHI	087893	2

4	Ring, W28 Inside Retaining	F81090-9	1	
5	Washer, Spacer	087891	2 (1)	
	Washer, Spacer (used with the Extended Roller only) ¹	087892-1	1	
6	Bolt, Blade Guide Roller Zinc-Plated	087761-1	1	
	Bolt, Blade Guide Roller Zinc Plated (used with the Extended Roller only)	092940-1	1	
7	Plate, Zinc-Plated Blade Guide Mounting	087753-1	1	
8	Block, Zinc-Plated Roller Guide Adjuster	087756-1	1	
9	Screw, M6x16 BN 11252 "BOSSARD"	F81001-24	2	
10	Wiper, Blade Zinc-Plated	087757-1	1	
11	Block, Blade Guide Zinc	096956-1	1	
12	Shaft, Zinc-Plated Blade Guide Mount (Narrow Roller)	088255-1	1	
	Shaft, Zinc-Plated Blade Guide Mount (Wide Roller)	501406-1	1	
13	Nut, M10x1-04-ST-A2 ISO 8675 Thin	F81033-10	2	
14	Screw, M10x1x40 DIN913 Stainless Steel Set	F81015-2	2	
15	Bolt, M6x20-8.8 Hex Head Full Thread Zinc	F81001-2	2	
16	Bolt, M6x30 DIN933 A2-70 Stainless Steel	F81001-37	1	
17	Bolt, M8x30 DIN933 A2-70 Stainless Steel	F81002-27	2	
18	Nut, M8 DIN934 A2-70 Stainless Steel	F81032-7	2	
19	Screw, M10X1X25 DIN913 Stainless Steel Set	F81015-4	3	
20	BOLT, M10X1X25 DIN 933 STAINLESS STEEL	F81003-28	1	
21	NUT, M10x1-04-ST-A2 ISO 8675 THIN	F81033-10	4	
22	BLOCK WELDMENT, BLADE GUIDE MOUNT	087744	1	
23	BOLT, M10X35-8.8 HEX HEAD FULL THREAD ZINC	F81003-17	2	
24	WASHER, 10.2 SPLIT LOCK ZINC	F81055-2	2	

¹ Used only from the flanged side of the roller

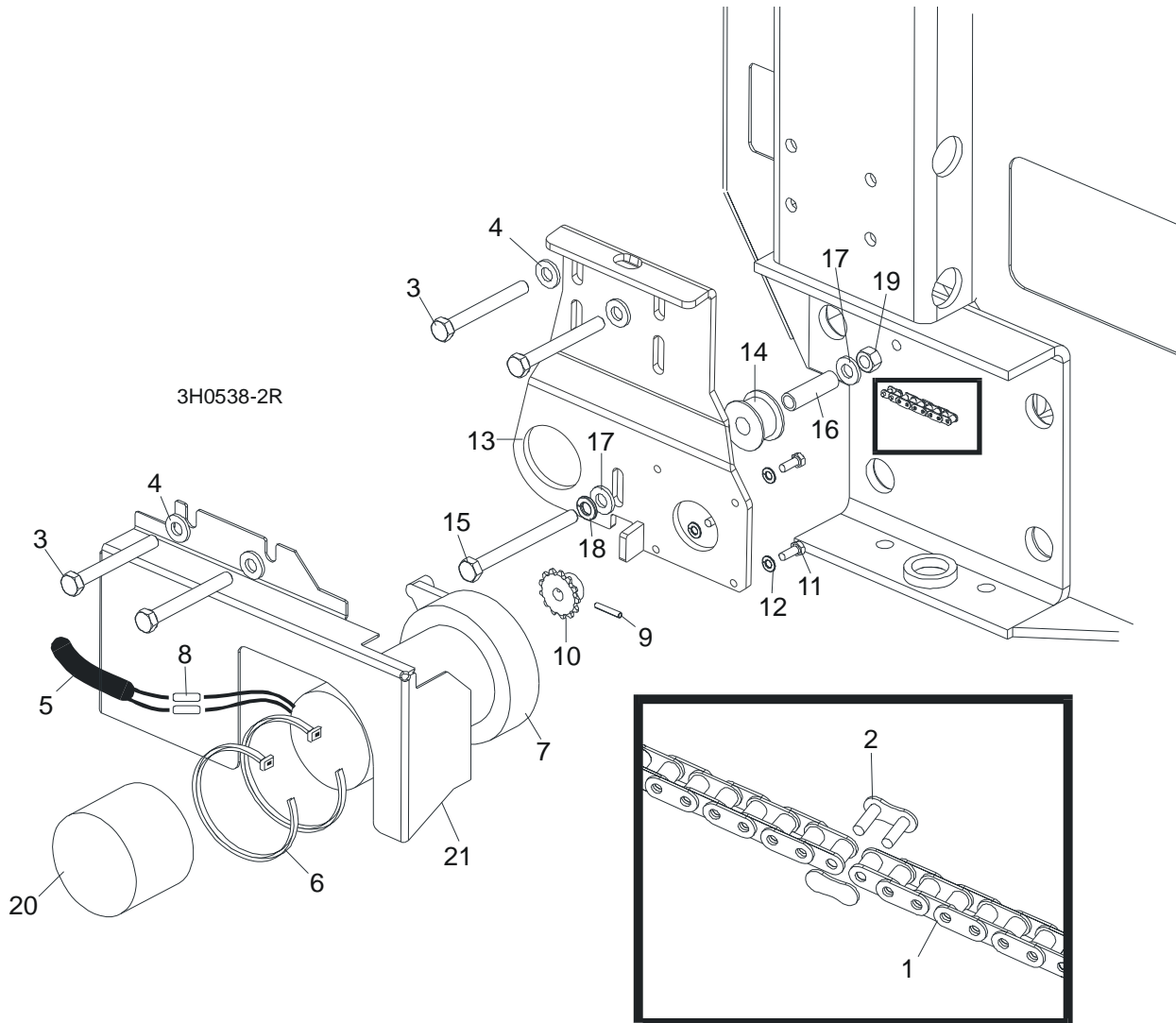
2.8 Blade Guide Arm & Rollers



REF.	DESCRIPTION (◆ Indicates Parts Available in Assemblies Only)	PART #	QTY	
1	BLADE GUIDE ARM WELDMENT	505934-1	1	
2	BLOCK WELDMENT, PAINTED BLADE GUIDE MOUNT	514887-1	1	
3	BOLT, BLADE GUIDE ARM ROLLER CAM	086508-1	4	
	BOLT, BLADE GUIDE ARM ROLLER CAM/HARDWOODS	505113-1 ¹	1	
4	WASHER, 17 FLAT	F81058-1	4	
5	WASHER, 5/8" EXTERNAL STAR	F05011-26	4	
6	NUT, 5/8-18 HEX JAM	F05010-11	12	
7	WASHER, 5/8" INTERNAL STAR	F05011-25	8	
	ROLLER ASSEMBLY, BLADE GUIDE ARM WITH BEARING	093855	2	
8	Roller, Blade Guide Arm V-Groove	093856-1	1	◆
9	Bearing, 6203-2RSP6-5/8 CX	095087	1	
10	Ring, W40 Retaining	F81090-3	1	
	ROLLER ASSEMBLY, BLADE GUIDE ARM WITH BEARING AND SPROCKET	501496	2	
11	Roller, Blade Guide Arm w/Sprocket	501495-1	1	◆
12	Bearing, 6203-2RSP6-5/8 CX	095087	1	
13	Ring, W40 Retaining	F81090-3	1	◆
14	GUIDE, BLADE	087042-1	1	
15	BOLT, M8x20-8.8 CARRIAGE ZINC	F81002-11	7	
16	CLAMP, 1/2EMT COATED	P07584	2	
17	WASHER, 8.4 FLAT ZINC	F81054-1	7	
18	NUT, M8-8-B HEX NYLON ZINC LOCK	F81032-2	7	

¹ Mount instead of one 086508-1 bolt in LT40 saw head for hardwoods.

2.9 Blade Guide Arm Drive Assembly



REF.	DESCRIPTION (◆ Indicates Parts Available in Assemblies Only)	PART #	QTY
1	CHAIN, #25 X 20 1/4"	P09984	1
2	LINK, #25 MASTER	P09983	1
3	BOLT, 5/16-18 X 2 3/4" HEX HEAD GRADE 5	F05006-28	4
4	WASHER, 8.4 FLAT	F81054-1	4
5	TUBE, 3/8" X 1/2" NEOPRENE	R01897	0.75 m
6	WRAP, 1/4" X 6" TIE	F05089-1	2
	DRIVE ASSEMBLY, BLADE GUIDE ARM	091005	1
7	Motor, Current Applications 1/30HP 12VDC Gear	079214	1
	Gear Kit, Motor Replacement	061232	1
	Brush Kit, Gear Motor Replacement	061234	1
	Shaft Kit, Gear Motor Replacement	061233	1
8	Connector, 14 Gauge Butt	F04875-1	2
9	Pin, 1/8" X 3/4" Roll	F05012-6	1



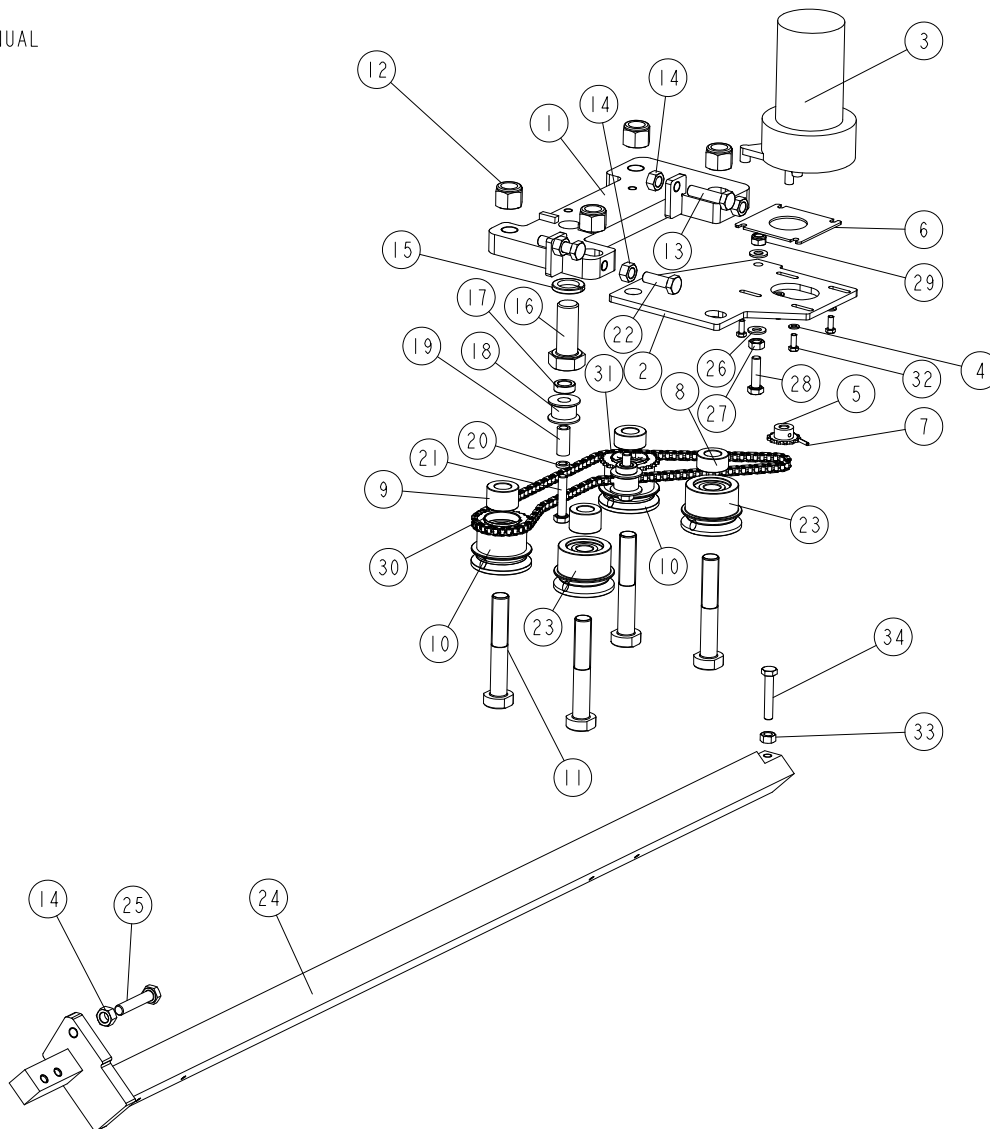
Blade Guide Rollers & Arm

Blade Guide Arm Drive Assembly

10	Sprocket, Gear Motor #25 14-Tooth	P09970	1	
11	Screw, #10-32 x 1/2" Hex Head	F05004-60	4	
12	Washer, 5.1 Split Lock	F81052-2	4	
	Instruction Sheet, Blade Guide Arm Motor	A10353-296	1	
13	Bracket, Blade Guide Arm Motor Mount	087994-1	1	
14	Roller, Blade Guide Arm Chain Idler	516193	1	
15	Bolt, M8x90-8.8 Hex Head Full Thread	F81002-16	1	
16	Bushing, 12/8-38 Zinc	516239-1	1	
17	Washer, 5/16" SAE Flat	F81054-1	3	
18	Washer, 8.2 Split Lock	F05011-13	1	
19	Nut, M8-8-B Hex Lock	F81032-1	1	
20	Boot, Gear Motor Weather	023720	1	
21	COVER, BLADE GUIDE ARM MOTOR	093460-1	1	

2.10 Drive Assembly, Blade Guide Arm (LT40 Wide)

540129_001
 540129_MANUAL



REF.	DESCRIPTION (* indicates parts available in assemblies only)	PART #	QTY
-	Drive Assembly, Blade Guide Arm	540129	1
1	PLATE, ARM DRIVE MOUNT	540124-1	1
2	PLATE, ARM MOTOR MOUNT	557375-1	1
3	MOTOR, CURRENT APP. 1/30HP 12VDC GEAR	557161	1
4	WASHER, 5.3 FLAT ZINC	F81052-1	4
5	SPROCKET, 25B13X.3130	P09970	1
6	PLATE, SPACER	557376-1	1
7	PIN, 3X14 GEOMET ROLL	F81044-4	1
8	BUSHING, SPACER	520284-1	2
9	BUSHING, SPACER	520285-1	2
10	ROLLER, COMPLETE DRIVE See Section 2.11	520282	2
11	PIN, MOUNT	519660-1	4
12	NUT, 5/8-18 NYLON ZINC LOCK	F05010-71	4
13	BOLT, M10X40-8.8 HEX HEAD FULL THREAD ZINC	F81003-16	2

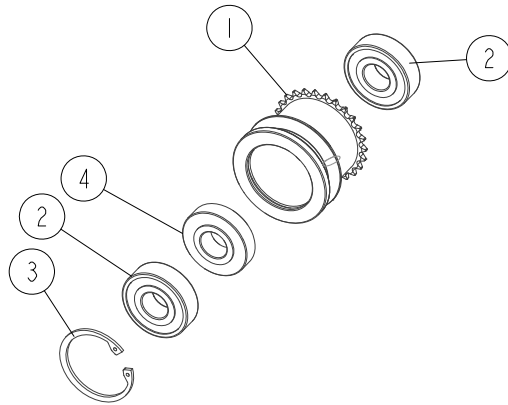
2

Blade Guide Rollers & Arm*Drive Assembly, Blade Guide Arm (LT40 Wide)*

REF.	DESCRIPTION (* indicates parts available in assemblies only)	PART #	QTY
14	NUT, M10 8 HEX ZINC	F81033-3	5
15	WASHER, 20.5 SPLIT LOCK ZINC	F81059-1	1
16	BOLT, M20X50-8.8-B HEX HEAD FULL THREAD ZINC	F81007-17	1
17	BUSHING, 12.5/20-7 ZINC-PLATED	101063-1	2
18	ROLLER, CHAIN TENSION	516193	2
19	BUSHING, SPACER	519345-1	2
20	WASHER, 8.2 SPLIT LOCK ZINC	F81054-4	2
21	BOLT, M8X40-8.8 HEX HEAD FULL THREAD ZINC	F81002-15	2
22	SCREW, DIN933-M10X30-8.8-A2E HEX CAP FULL THREAD	F81003-111	2
23	ROLLER, IDLER See Section 2.12	520839	2
24	ARM, BLADE GUIDE	540126-1	1
25	BOLT, M10X50-8.8 HEX HEAD FULL THREAD ZINC	F81003-4	1
26	WASHER, 8.4 FLAT ZINC	F81054-1	2
27	NUT, M8 DIN 934 A2-70 STAINLESS STEEL	F81032-7	1
28	BOLT, M8X30 8.8 HEX HEAD FULL THREAD ZINC	F81002-7	1
29	NUT, M8-8-B HEX NYLON ZINC LOCK	F81032-2	1
-	CHAIN, DRIVE	519358	1
30	LINK, 25 MASTER	P09983	1
31	CHAIN, NO.#25X131-LINK	521494	1
32	BOLT, #10-32X1/2 HEX HEAD	F81000-35	4
33	NUT, M8-8-B HEX ZINC	F81032-1	1
34	BOLT, M8X45-8.8 HEX HEAD FULL THREAD ZINC	F81002-14	1

2.11 Drive Roller, Blade Guide Arm

520282_001
 520282_MANUAL



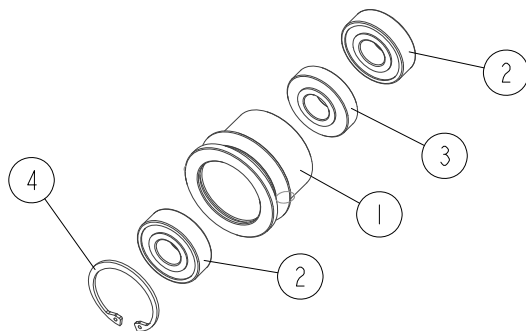
REF.	DESCRIPTION (* indicates parts available in assemblies only)	PART #	QTY	
-	ROLLER, COMPLETE DRIVE	520282	1	
1	ROLLER, W/SPROCKET	520281-1	1	
2	BEARING, 6203 2RSP6- 5/8 CX	095087	2	
3	RING, W40 INSIDE RETAINING	F81090-3	1	
4	BUSHING, SPACER	520283-1	1	

2 Blade Guide Rollers & Arm

Idler Roller, Blade Guide Arm

2.12 Idler Roller, Blade Guide Arm

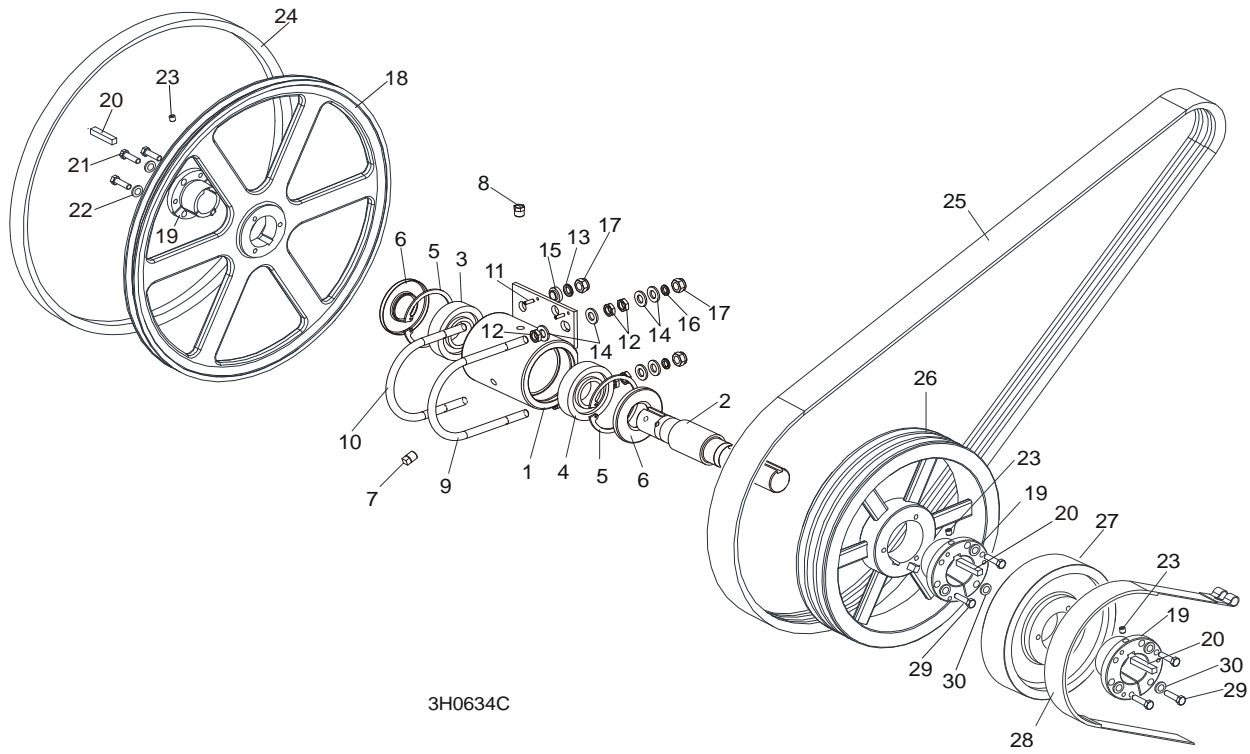
520839_001
520839_MANUAL



REF.	DESCRIPTION (* indicates parts available in assemblies only)	PART #	QTY	
-	ROLLER, IDLER	520839	1	
1	ROLLER, IDLER	520829-1	1	
2	BEARING, 6203 2RSP6- 5/8 CX	095087	2	
3	BUSHING, SPACER	520283-1	1	
4	RING, W40 INSIDE RETAINING	F81090-3	1	

SECTION 3 BLADE WHEELS & TENSIONER

3.1 Blade Drive Assembly



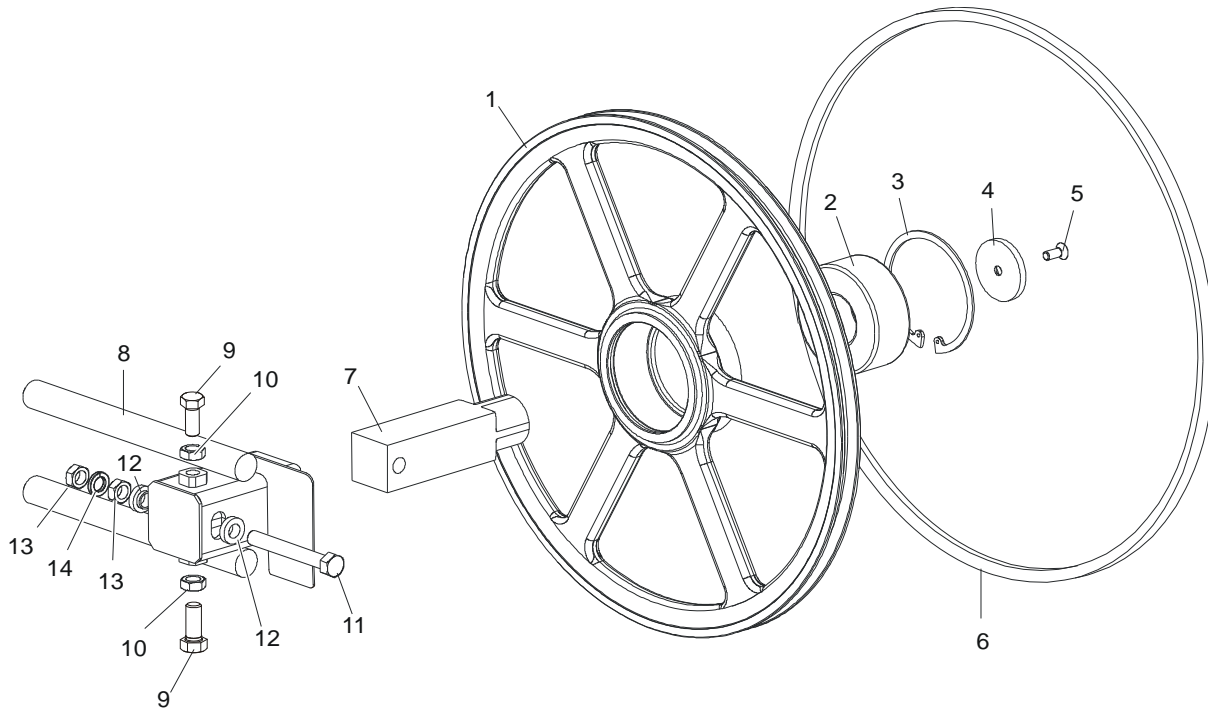
REF.	DESCRIPTION (◆ Indicates Parts Available In Assemblies Only)	PART #	QTY
	BEARING ASSEMBLY, DRIVE	086291	1
1	Housing, Blade Wheel Drive Bearing	086293	1
2	Shaft, Blade Wheel Drive	086292	1
3	Bearing, Blade Wheel Drive NJ308	085939	1
4	Bearing, Blade Wheel Drive #6308	085940	1
5	Ring, 90mm Interior Retaining #I17	F04254-17	2
6	Seal, Drive Bearing #CR15890	P10206	2
7	Plug, 1/4" NPT Square Head	P05498	1
8	Plug, 1/4" NPT Vented	P12868	1
9	Bolt, 1/2-13 Long U	S10207-1P	1
10	Bolt, 1/2-13 Short U	S10207-2P	1
11	Pin, 3/16" X 5/8" Roll	F05012-22	2
12	Nut, M12-04-A Hex Jam	F81034-6	6
13	Washer, 12.2 Split Lock	F81056-2	2
14	Washer, 13 SAE Flat	F81056-1	8
15	Spacer, Zinc	086769-1	2
16	Washer, 10.2 Split Lock Zinc	F81055-2	2
17	Nut, M12-8 Hex Nylon Lock	F81034-2	4
	WHEEL KIT, DRIVE SIDE BLADE	014562	1
18	Wheel, Drive Side Blade	016284	1
19	Bushing, Modified 1 9/16" P1	087214	1
20	KEY, 9.5h7x9.5x3.8	087384	3

3 Blade Wheels & Tensioner

Blade Drive Assembly

21	BOLT, UNC 1/4"x1 1/2"-8.8 ZINC DIN933 HEX HEAD	F05005-31	3	
22	WASHER, 1/4" UNC ZINC SPLIT LOCK	F81052-21	3	
23	SCREW, M8x8-33H ZINC HEX SOCKET SET FLAT POINT	F81014-1	3	
24	BELT, BLADE WHEEL B57	P04185-2	1	
25	BELT, 3BX72 DRIVE (D42)	014085	1	
	BELT, 3BX73 DRIVE (D38)	091548	1	
	BELT, 3BX74 DRIVE (E25HP 50HZ)	014249	1	
26	PULLEY, 3B5V124 SPECIAL DRIVE	087203-1	1	
27	WHEEL, BRAKE	087204-1	1	
28	STRAP, METAL-BACKED BRAKE	014391	1	
29	BOLT, M8X35-8.8 ZINC HEX HEAD FULL THREAD	F81002-13	6	
30	WASHER, 8.2 ZINC SPLIT LOCK	F81054-4	6	

3.2 Idle Blade Wheel Assembly



SM0241C

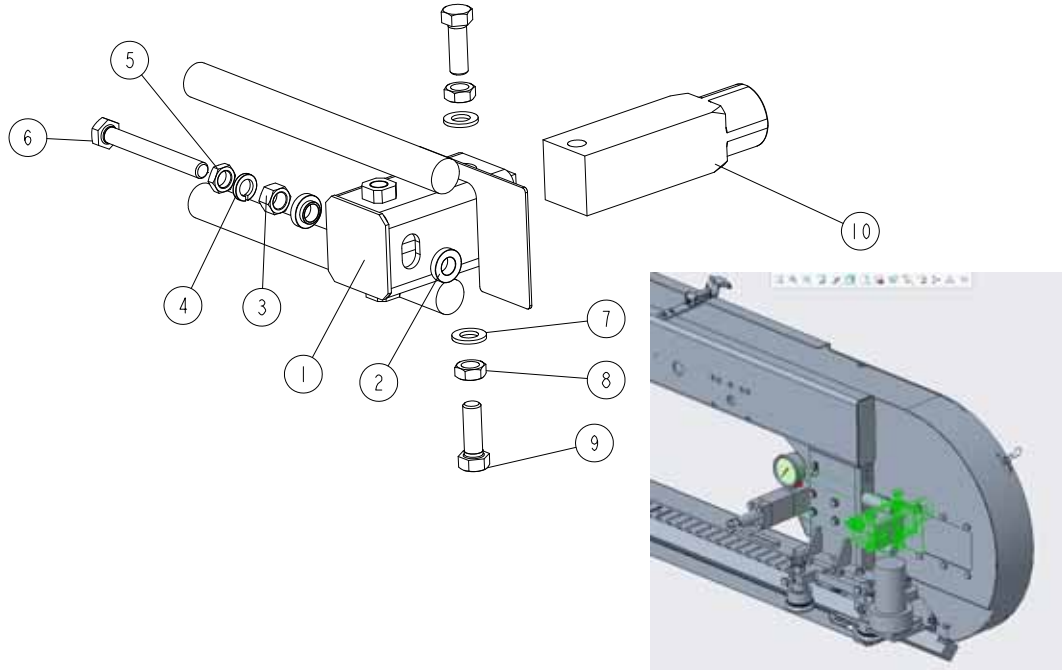
REF.	DESCRIPTION (◆ Indicates Parts Available In Assemblies Only)	PART #	QTY	
	WHEEL ASSEMBLY, IDLE SIDE BLADE	016120	1	
1	Wheel, Idle Side Blade	016013	1	◆
2	Bearing, Idle Side Blade Wheel 3309 B.2RSR TVH FAQ	086428	1	
3	Ring, 100mm Internal Retaining Beveled	F04254-28	1	
4	RETAINER, ZINC	095929-1	1	
5	SCREW, M10x25-10.9 DIN 7991 FLAT SOCKET HEAD CAP ZINC	F81003-82	1	
6	BELT, B57 BLADE WHEEL	P04185-2	1	
7	SHAFT, IDLE BLADE WHEEL	095732	1	
8	HOUSING, IDLE BLADE WHEEL SHAFT	087665	1	
9	BOLT, 1/2-20 X 1 1/2" HEX HEAD GRADE 5	F05008-53	2	
10	NUT, 1/2-20 HEX JAM	F05010-16	2	
11	BOLT, M12x1.25x100-8.8 HEX HEAD FULL THREAD ZINC	F81004-41	1	
12	SPACER, 1/2" I.D. FLANGED	086769-1	2	
13	NUT, M12x1.25 8.8 THIN ZINC	F81034-5	2	
14	WASHER, 12.2 SPLIT LOCK	F81056-2	1	

3

Blade Wheels & Tensioner Blade Tensioner Guide Arms (LT40 Wide)

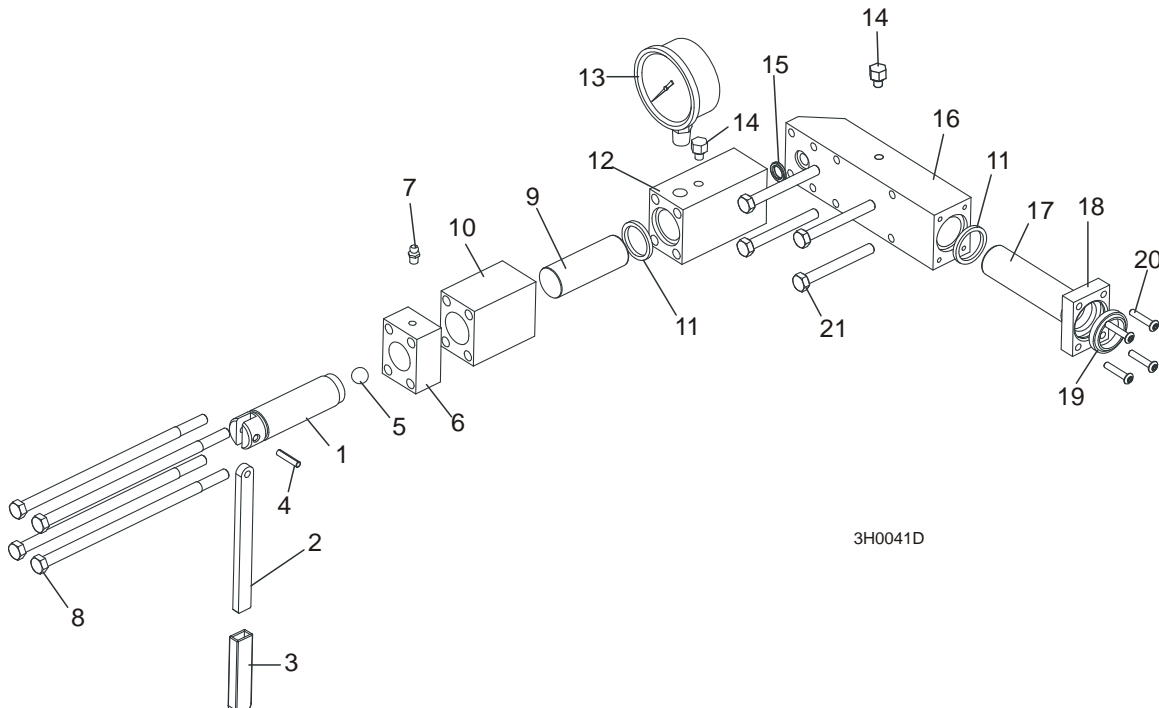
3.3 Blade Tensioner Guide Arms (LT40 Wide)

544239_001
544239_MANUAL



REF.	DESCRIPTION (* indicates parts available in assemblies only)	PART #	QTY
-	ARM ASSEMBLY, BLADE TENSIONER GUIDE	544239	1
1	ARM WELDMENT, BLADE TENSIONER GUIDE W/GUARD	087665-1	1
2	BUSHING, 12.8/23.8-8.6 16-3.3 ZINC-PLATED	086769-1	2
3	NUT, M12X1.25 - 8 - B HEX ZINC	F81034-8	1
4	WASHER, Z12.2 SPLIT LOCK ZINC	F81056-2	1
5	NUT, M12X1.25-8 THIN ZINC	F81034-5	1
6	BOLT, M12X1.25X100-8.8 HEX HEAD FULL THREAD ZINC	F81004-41	1
7	WASHER, 13 FLAT ZINC	F81056-1	2
8	NUT, 1/2-20 HEX JAM	F05010-16	2
9	BOLT, 1/2-20X1 1/2 HEX HEAD	F05008-53	2
10	SHAFT, IDLE SIDE BLADE WHEEL	095732	1

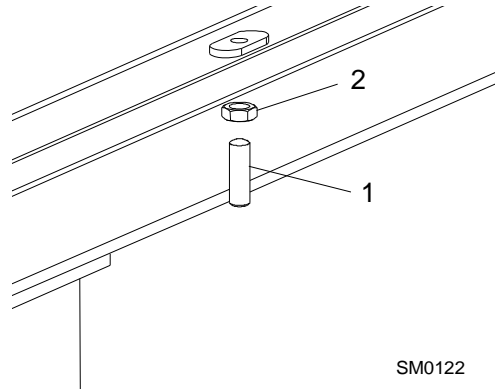
3.4 Hydraulic Blade Tensioner Assembly



REF.	DESCRIPTION (◆ Indicates Parts Available In Assemblies Only)	PART #	QTY
	HYDRAULIC BLADE TENSIONER ASSEMBLY	532054	1
	Handle Assembly, Hydraulic Blade Tensioner Screw	A12294	1
1	Screw, Hydraulic Blade Tensioner	S10056	1
2	Handle, Hydraulic Tensioner Screw	095930-1	1
3	Sleeve, Plastic Handle	P08072	1
4	Pin, 3/16" x 7/8" Roll	F05012-11	1
5	Ball, 1/2" Steel	P02720	1
6	Block, Threaded Tensioner End	S10062	1
7	Fitting, 1/4-28 Grease	P05060	1
	Instruction Sheet, Tensioner Screw	A12294-518	1
8	Bolt, 5/16-18 X 7 1/2" Hex Head Grade 5	F05006-43	4
9	Piston, Hydraulic Tensioner Front 2 3/4" Long	S10060	1
10	Block, Piston Guide	S10061	1
11	Seal, 1" Diameter	P10051	2
12	Block, Hydraulic Tensioner Gauge Mounting	S10140	1
13	Gauge, 3000 PSI	090552	1
14	Plug, Hydraulic Tensioner Fill	P10065	2
15	Ring, 5/8" X 3/32" Square "O"	P10377	1
16	Block, Rear Tensioner Piston	S10142	1
17	Piston, Hydraulic Tensioner Rear 3 5/8" Long	S10059	1
18	Block, Rear Piston End	S10089	1
19	Wiper, 1" Diameter	P10053	1
20	Bolt, #10-24 X 1" Socket Button Head	F05004-43	4
21	Bolt, 5/16-18 X 2 3/4" Hex Head Grade 5	F05006-28	4
	Instruction Sheet, Hydraulic Tensioner Installation	A10136-272	1

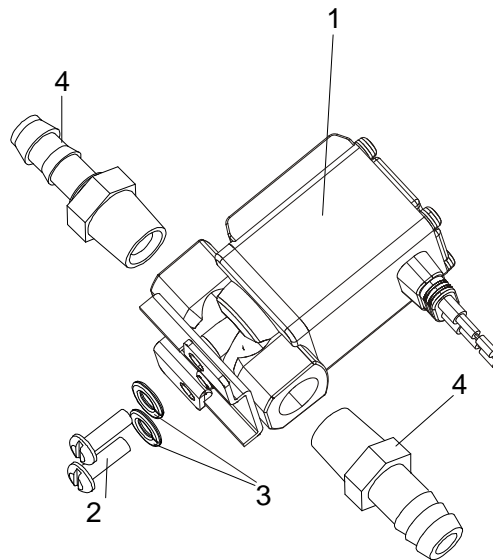
SECTION 4 SAW HEAD

4.1 Middle Throat Screw



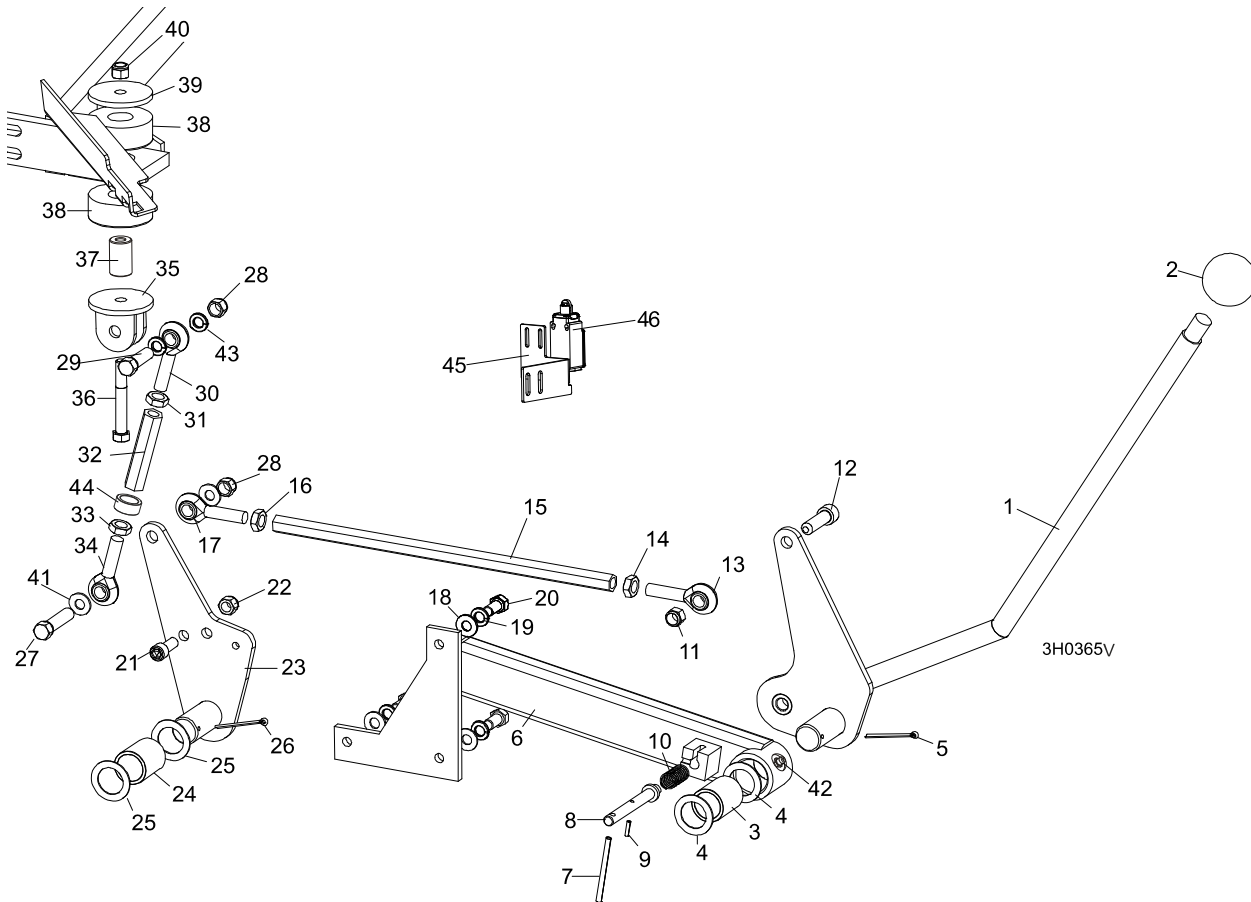
REF.	DESCRIPTION (◆ Indicates Parts Available In Assemblies Only)	PART #	QTY	
1	SCREW, M10X40-45H OVAL POINT SOCKET SET ZINC	F81003-61	1	
2	NUT, M10-8-B HEX ZINC	F81033-3	1	

4.2 Water Lube Solenoid Valve (not available in EC version)



REF.	DESCRIPTION (◆ Indicates Parts Available In Assemblies Only)	PART #	QTY	
1	VALVE, WATER LUBE SOLENOID	509113	1	
2	SCREW, #10-32X1/2" CROSS SLOT ROUND HEAD	F05004-60	2	
3	WASHER, 5.1 SPLIT LOCK	F81052-2	2	
4	FITTING, 1/4" MALE NPT 3/8" HOSE BARB	P04682	2	

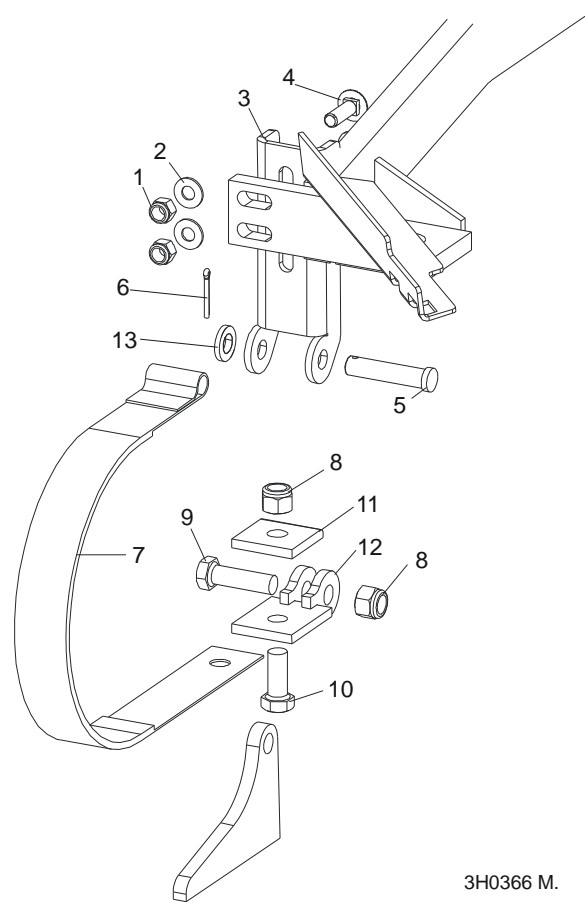
4.3 Clutch Lever Assembly



REF.	DESCRIPTION (◆ Indicates Parts Available In Assemblies Only)	PART #	QTY	
	HANDLE ASSEMBLY, EXTENDED CLUTCH/BRAKE	086242	1	
1	Lever, Clutch/Brake	086339-1	1	◆
2	Knob, Plastic Round	086337	1	
3	Bushing, Clutch/Brake Pivot	095349	1	
4	Washer, Clutch/Brake Pivot	087051-1	2	
5	Pin, 1/8" X 1 3/4" Cotter	F05012-43	1	
6	Extension Weldment, Clutch Handle	086244-1	1	
7	Pin, 3/16 x 2 1/2" Roll	F05012-27	1	
8	Pin, Clutch Detent	086243	1	◆
9	Pin, 1/8" x 3/4" Roll	F05012-6	1	
10	Spring, .58" OD x 1 1/8"	021243	1	
11	Nut ,M10-8-B Nylon Hex Zinc Lock	F81033-1	1	
12	Screw, M10x35 8.8 Hex Socket Head Cap Zinc	F81003-56	1	
13	Rod End, S10	094236	1	
14	Nut, M10 LH DIN 439 Thin Left	F81033-21	1	
15	Turnbuckle	518342-1	1	
16	Nut, 10mm x 1.25 Nylon	F81033-6	1	
17	End, Sal10 Rod Thread	096431	1	
18	WASHER, 8.4 SAE FLAT	F81054-1	3	
19	WASHER, 8.2 SPLIT LOCK	F81054-4	3	

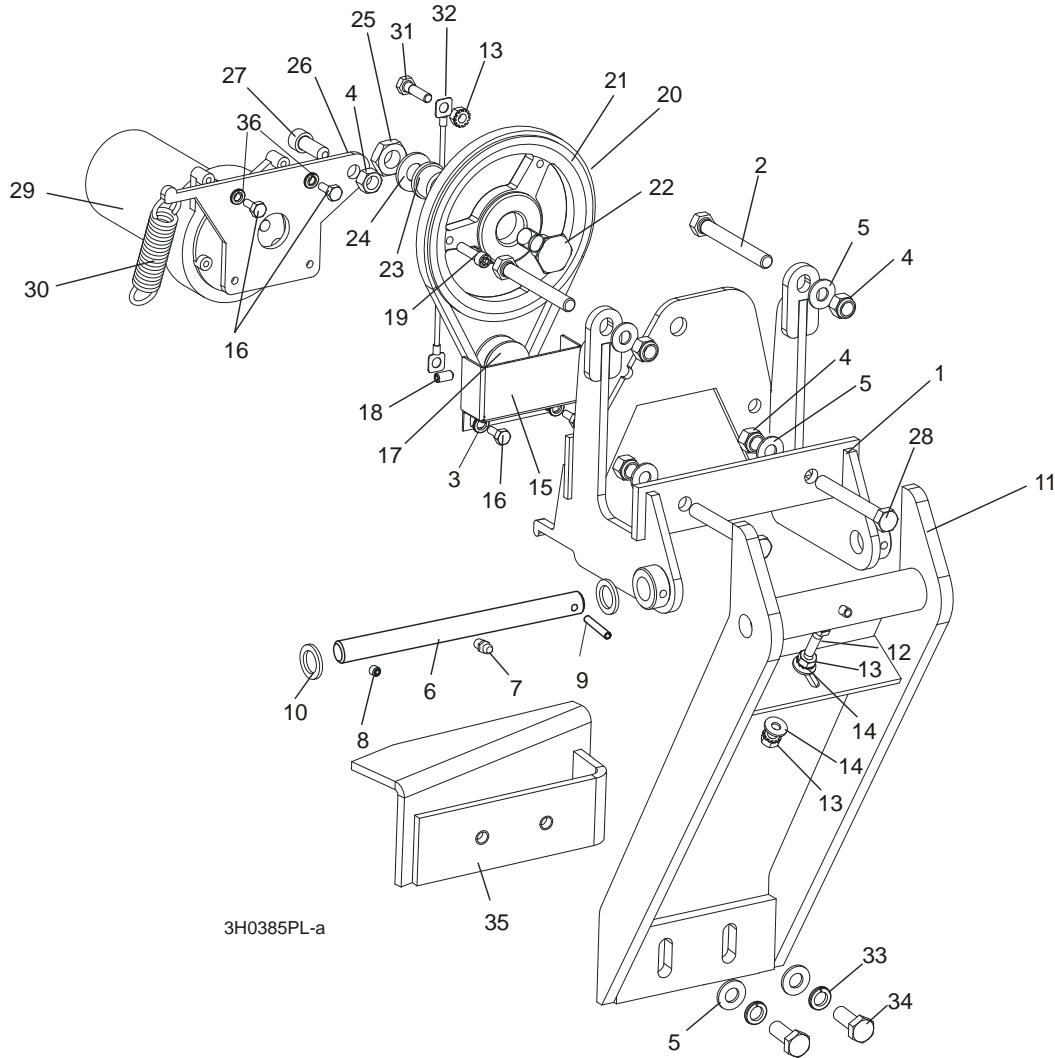
20	BOLT, M8X20-8.8-B HEX HEAD	F81002-4	3	
21	SCREW, M10 X 25 8.8 HEX SOCKET HEAD CAP ZINC	F81003-32	1	
22	NUT, M10-8-B HEX NYLON LOCK	F81033-1	1	
23	PLATE WELDMENT, CLUTCH PIVOT	087086-1	1	
24	BUSHING, CLUTCH/BRAKE PIVOT	095349	1	
25	WASHER, CLUTCH/BRAKE PIVOT	087051-1	2	
26	PIN, 1/8" X 1 3/4" COTTER	F05012-43	1	
27	BOLT, M10X50-8.8 HEX HEAD FULL THREAD ZINC	F81003-4	1	
28	NUT, M10-8-B NYLON HEX ZINC LOCK	f81033-1	2	
29	BOLT, M10X45-8.8 HEX HEAD FULL THREAD ZINC	F81003-3	1	
	TURNBUCKLE ASSEMBLY, CLUTCH/BRAKE LEVER	518339	1	
30	End, SAL10 Rod Thread	096431	1	
31	Nut, 10mm x 1.25 Nylon	F81033-6	1	
32	Turnbuckle	518243-1	1	
33	Nut, M10 LH DIN 439 Thin Left	F81033-21	1	
34	Rod End, SA10	094236	1	
35	BRACKET, CLUTCH MOUNT	W12411-1	1	
36	BOLT, M10X70-8.8 HEX HEAD ZINC	F81003-20	1	
37	SPACER, MOTOR MOUNT VIBRATION BUSHING	506712	1	
38	BUSHING, MOTOR MOUNT VIBRATION	P05032	2	
39	WASHER, 3/8" I.D. X 2 1/4" O.D. X 3/16" THICK	S12412-0	1	
40	NUT, 3/8-16 NYLON LOCK	F05010-10	1	
41	WASHER, 10.5 FLAT ZINC	F81055-1	2	
42	FITTING, M6 GREASE	086280	1	
43	WASHER, 10.2 SPLIT LOCK ZINC	F81055-2	2	
44	BUSHING 16/22-10 ZINC (only with KOHLER G38 engines)	546569-1	1	
45	ANGLE, LIMIT SWITCH - D25	557104-1	1	
46	LIMIT SWITCH GLCB01C - D25	100910	1	

4.4 Brake Assembly



REF.	DESCRIPTION (◆ Indicates Parts Available In Assemblies Only)	PART #	QTY
	STRAP RETROFIT, SUPER BRAKE	014441	1
1	Nut, 3/8-16 Nylon Lock	F05010-10	2
2	Washer, 10.5 Flat	F81055-1	2
3	Bracket, Upper Super Brake Strap Mount	014395	1
4	Bolt, 3/8-16 x 1 1/4" Carriage Head Grade 5	F05007-127	2
5	Pin, 1/2" x 2 1/4" Clevis	F05012-81	1
6	Pin, 1/8" x 1" Cotter	F05012-1	1
7	Strap, Upper Pivot Metal Brake	014391	1
8	Nut, M12-8-B Nylon Lock	F81034-2	2
9	Bolt, M12 x 40-8.8 Hex Head	F81004-4	1
10	Bolt, M12 x 30-8.8 Hex Head	F81004-22	1
11	Washer, Brake Strap Clamp	090063-1	1
12	Bracket Weldment, Brake Lower Pivot Painted	092200-1	1
13	Washer, 13 Flat Zinc	F81056-1	1

4.5 Board Return Assembly



REF.	DESCRIPTION (◆ Indicates Parts Available In Assemblies Only)	PART #	QTY
	RETURN ASSEMBLY, BOARD	087839	1
1	Mount Weldment, Board Return	087788-1	1
2	Screw, M10x70-8.8 Hex Socket Head Cap Zinc	F81003-60	2
3	Washer, 5.3 Flat Zinc	F81052-1	2
4	Nut, M10-8-B Nylon Hex Zinc Lock	F81033-1	5
5	Washer, 10.5 Flat	F81055-1	6
6	Pin Kit, Board Return Replacement Pivot	087837	1
7	Fitting, M6 Grease	086280	1
8	Screw, M6 X 8 Black Oxide Socket Head Set Cup Point	F81013-1	1
9	Pin, 5 X 30 Roll	F81044-21	1
10	Washer, 5/8" x 15/16" x .094 Nylon	F05011-19	2
11	Arm Weldment, Board Return	087838-1	1
12	Screw, 1/4-20 x 3/4" Full Thread Hex Head Cap	F05005-101	1

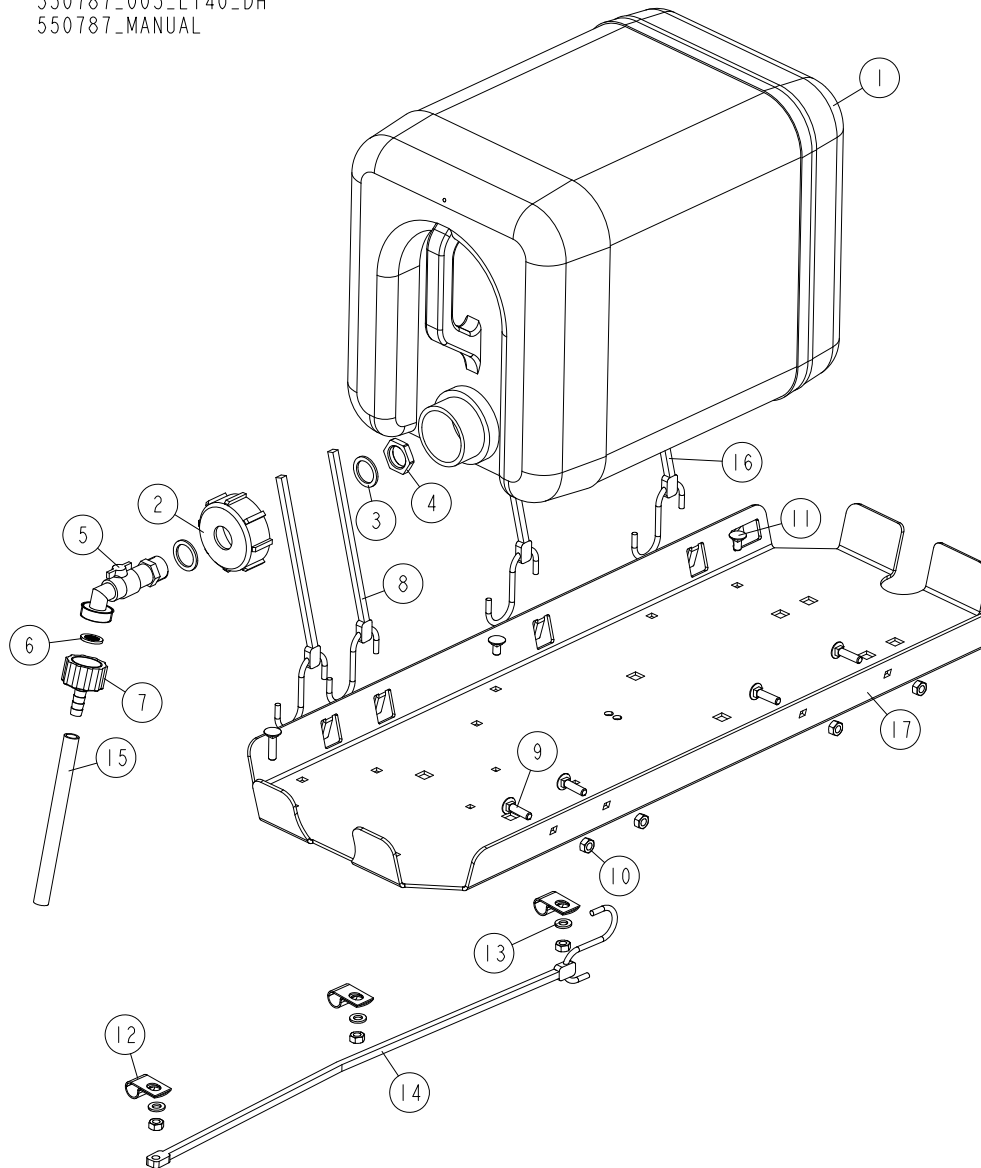
13	Nut, 1/4-20 Self-Locking	F05010-9	3	
14	Washer, 7.4 Flat	F81056-11	2	
15	Guard, Board Return Belt	087985-1	1	
16	Screw, 10-32 x 1/2" Hex Head Machine	F05004-60	4	
17	Sheave, 1.42 x .32	015074	1	
18	Screw, 1/4-20 Socket Head Set Cup Point Nylon	F05005-55	1	
19	Screw, 1/4-20 x 1" Socket Head Cap	F05005-89	1	
20	Belt, 3L190	015477	1	
21	Sheave, OK50 x 1/2" Modified	015224	1	
22	Bolt, Idler Pulley Pivot	015221	1	
23	Bushing, 5/8" x 7/8" x 1/2" Bronze	P05135	1	
24	Washer, 13 Flat	F81056-1	1	
25	Nut, 1/2-20 Jam Nylon Lock	F05010-79	1	
26	Plate, Motor Pivot	087871	1	
27	Screw, M10 x 25-8.8 Black Oxide Socket Head Cap	F81003-32	1	
28	Bolt, M10x75-8.8-Hex Head Zinc	F81003-15	2	
29	Motor, Current Applications 1/30HP 12VDC Gear	079214	1	
30	Spring, 3/4" x 2 7/8" x 12 Gauge	015479	1	
31	Bolt, 1/4-20 x 1" Hex Head Grade 5	F05005-101	1	
32	Cable, Board Return	016090	1	
33	Washer, 10.2 Split	F81055-2	2	
34	Bolt, 3/8-16 x 3/4" Hex Head	F81003-1	2	
35	Angle, Board Return	087835-1	1	
36	Washer, 5.1 Split Lock Zinc	F81052-2	2	

4 Saw Head

Water Lube Assembly

4.6 Water Lube Assembly

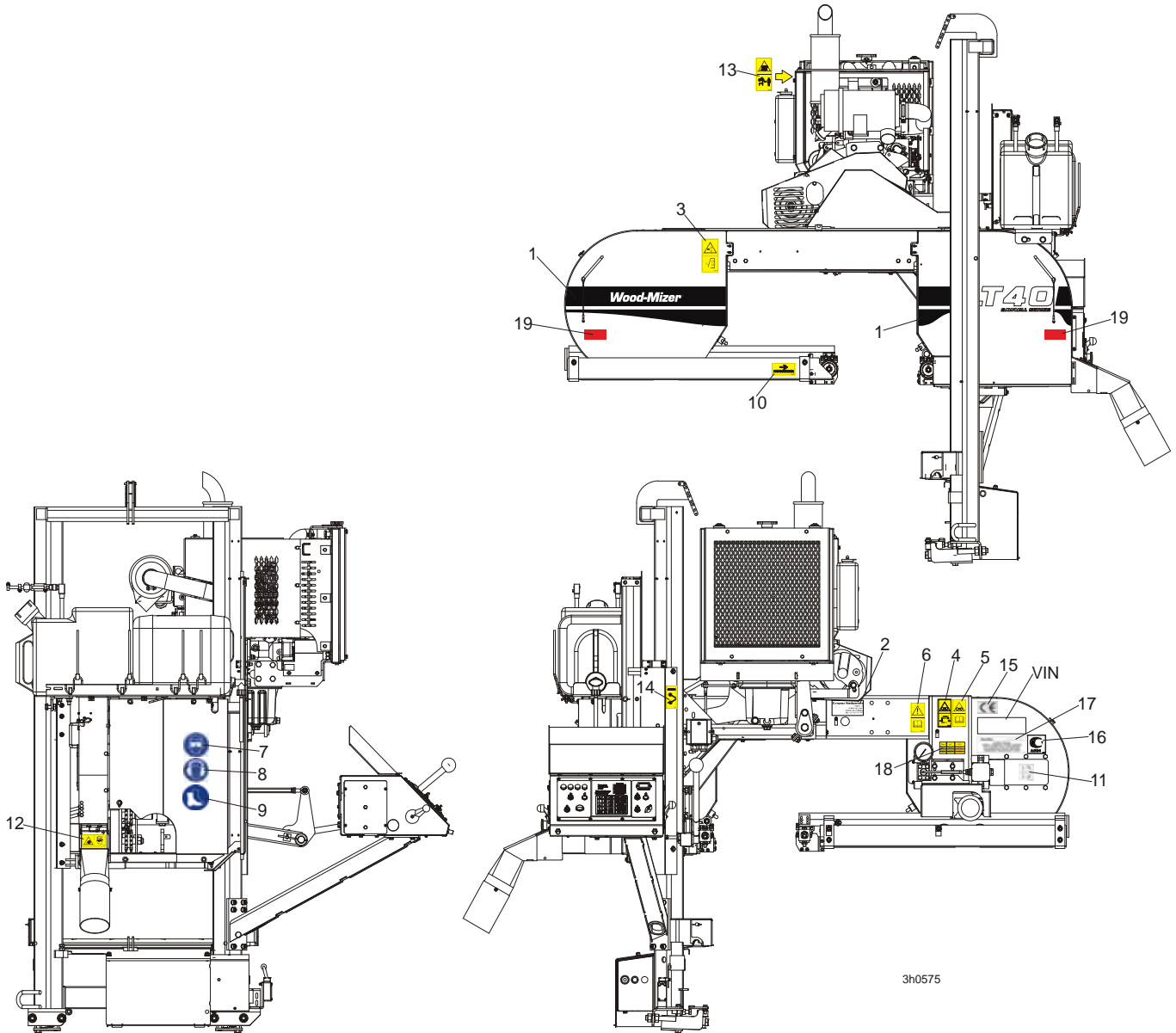
550787_005_LT40_DH
550787_MANUAL



REF	DESCRIPTION (u indicates parts available in assemblies only)	PART #	QTY
-	TANK, OIL	550787	1
1	BOTTLE, WATER	513866	1
2	NUT, BOTTLE	550785	1
3	SEAL, 27X20X1.5 ESSENTRA 467673 RUBBER	550780	2
4	NUT, 1/2 ESSENTRA 467615 GLAND	550779	1
5	FITTING, WATER LUBE SHUTOFF VALVE	550776	1
6	FILTER, WATER LUBE	550778	1
7	FITTING, G3/4" X 10MM HOSE BARB	550777	1
8	STRAP, 20" RUBBER W/HOOK	P11668	2
9	BOLT, 1/4-20 X 1" CARRIAGE HEAD	F05005-34	5
10	NUT, 1/4-20 LOCK	F05010-21	7

REF	DESCRIPTION (u indicates parts available in assemblies only)	PART #	QTY	
11	BOLT, 1/4-20 X 1/2" CARRIAGE HEAD	F05005-33	2	
12	CLAMP, 1/2" EMT COATED	P07584	3	
13	WASHER, 7.4 FLAT	F81056-11	3	
14	STRAP, 15 RUBBER W/S HOOKS	P07461	1	
15	TUBING, WATER LUBE 3/8" I.D.	R01885	1	
16	STRAP, 24" RUBBER (FOR FUEL TANK - SEE E	P11258	2	
17	TRAY, FUEL TANK/WATER BOTTLE	099600-1	1	

4.7 LT40DC Saw Head Decals

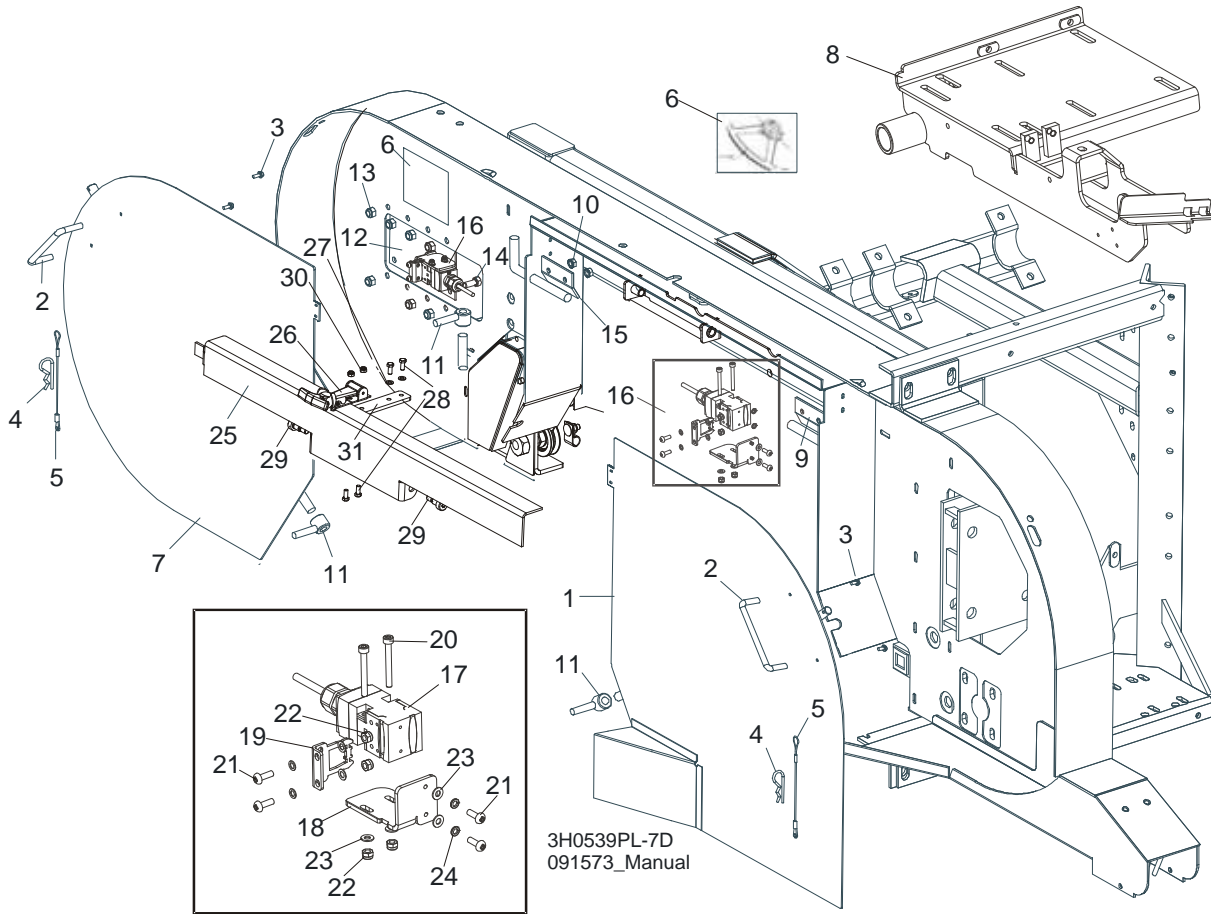


3h0575

REF.	DESCRIPTION (◆ Indicates Parts Available in Assemblies Only)	PART #	QTY
1	DECAL, LT40 SERIES SAWMILL	092763	1
	PICTOGRAPHIC DECAL KIT, LT40DC	099517	1
2	DECAL, EUROPEAN HEADQUARTERS ADDRESS	015841	1
3	DECAL, SAWMILL COVERS CAUTION	099220	2
4	DECAL, BLADE TENSION (PICTOGRAM)	099219	1
5	DECAL, BLADE TENSION - INSTRUCTIONS (PICTOGRAM)	099223	1
6	DECAL, READ OPERATOR'S MANUAL (PICTOGRAM)	096317	1
7	DECAL, EYE PROTECTION WARNING (PICTOGRAM)	S12004G	1
8	DECAL, EAR PROTECTION WARNING (PICTOGRAM)	S12005G	1
9	DECAL, USE SAFETY BOOTS (PICTOGRAM)	501465	1
10	DECAL, BLADE MOVEMENT DIRECTION (PICTOGRAM)	096321	1
11	DECAL, BLADE ALIGNMENT	P11789	1

12	DECAL, SAWDUST CHUTE WARNING (PICTOGRAM)	099222	1	
13	DECAL, KEEP AWAY - HOT PARTS (PICTOGRAM)	086099	1	
14	DECAL, BLADE DRIVE WARNING (PICTOGRAM)	096315	1	
15	DECAL, CE CERTIFIED SAWMILL (SMALL)	P85070	2	
16	DECAL, RUSSIAN SAFETY CERTIFICATION	099401	1	
17	DECAL, INTERNATIONAL SAWMILL NAME	501466	1	
18	DECAL, BLADE SETTING	P85066	1	
	DECAL, KEEP AWAY DANGER, PICTOGRAM	099221	1	
	DECAL, MAX. OIL PRESSURE, PICTOGRAM	099524	1	
19	REFLECTOR, 2 DIA RED (MOBILE SAWMILLS ONLY)	521701	2	

4.8 Blade Housing Covers



REF.	DESCRIPTION (◆ Indicates Parts Available In Assemblies Only)	PART #	QTY	
	COVER ASSEMBLY, DRIVE SIDE BLADE HOUSING WITH HANDLE	087165	1	
1	Cover Weldment, Drive Side Blade Housing	087159-1	1	◆
2	Handle, Blade Housing Cover	P08065	1	
3	Screw, #8-32 x 3/8"	F05015-8	2	
	Pin Assembly, Cover Retainer	A11881	1	
4	Pin, Safety Retainer	N/A	1	
5	Cable, 3/64" x 6" Lanyard	N/A	1	
6	DECAL, BLADE SETTING	P85066	1	
	COVER, IDLE SIDE BLADE HOUSING WITH HANDLE	086431	1	
7	Cover, Idle Side Blade Housing	086430-1	1	◆
2	Handle, Blade Housing Cover	P08065	1	
3	Screw, #8-32 X 3/8" Self-Tapping	F05015-8	2	
	Pin Assembly, Cover Retainer	A11881	1	
4	Pin, Safety Retainer	N/A	1	
5	Cable, 3/64" x 6" Lanyard	N/A	1	
8	MOUNT WELDMENT E15/E20/E25	087736-1 ¹	1	
9	HINGE, MIDDLE BLADE HOUSING COVER	S07522	1	
10	NUT, 1/4-20 SELF-LOCKING HEX	F05010-9	4	
11	NUT, COVER TURN	086365-1	2	

12	PLATE, IDLE BLADE WHEEL GUARD	086230	1	
13	NUT, 5/16-18 HEX NYLON LOCK	F05010-58	6	
14	BOLT, 5/16-18 X 3/4" HEX HEAD GRADE 2	F05006-5	6	
15	HINGE, MIDDLE BLADE HOUSING COVER	085336-1	1	
16	SWITCH ASSEMBLY, SAFETY SHUT-OFF	094301	2	
17	Switch, AZ17-11ZRK Safety	094232	2	
18	Bracket, Safety Switch Mount Painted	094300-1	2	
19	Key, AZ17/170-B5 Safety Switch	094422	2	
20	Screw, M4 x 35-8.8 Hex Socket Head Cap Zinc	F81011-34	4	
21	Screw, M4 x 12-8.8 Hex Socket Head Cap zinc	F81011-43	8	
22	Nut, M4-B Hex Nylon Zinc Lock	F81029-1	8	
23	Washer, Z4.1 Split Lock	F81051-1	4	
24	Washer, 4.3 Flat Zinc	F81051-2	8	
	BLADE FLAP ASSEMBLY	511645²	1	
25	Cover, LT40 Blade	511116-1	1	
26	Latch, Flexible Draw	014829	1	
27	Washer, 5.3 Flat Zinc	F81052-1	2	
28	Bolt, M5 X 12-5.8-Hex Head Full Thread Zinc	F81000-5	4	
29	Bolt, 10/M8 X 12-12.9 ISO-7379	F81003-62	2	
30	Nut, M5-8-Fe/Zn5 DIN985	F81030-2	2	
31	Plate, LT40 Blade Cover	512570-1	1	

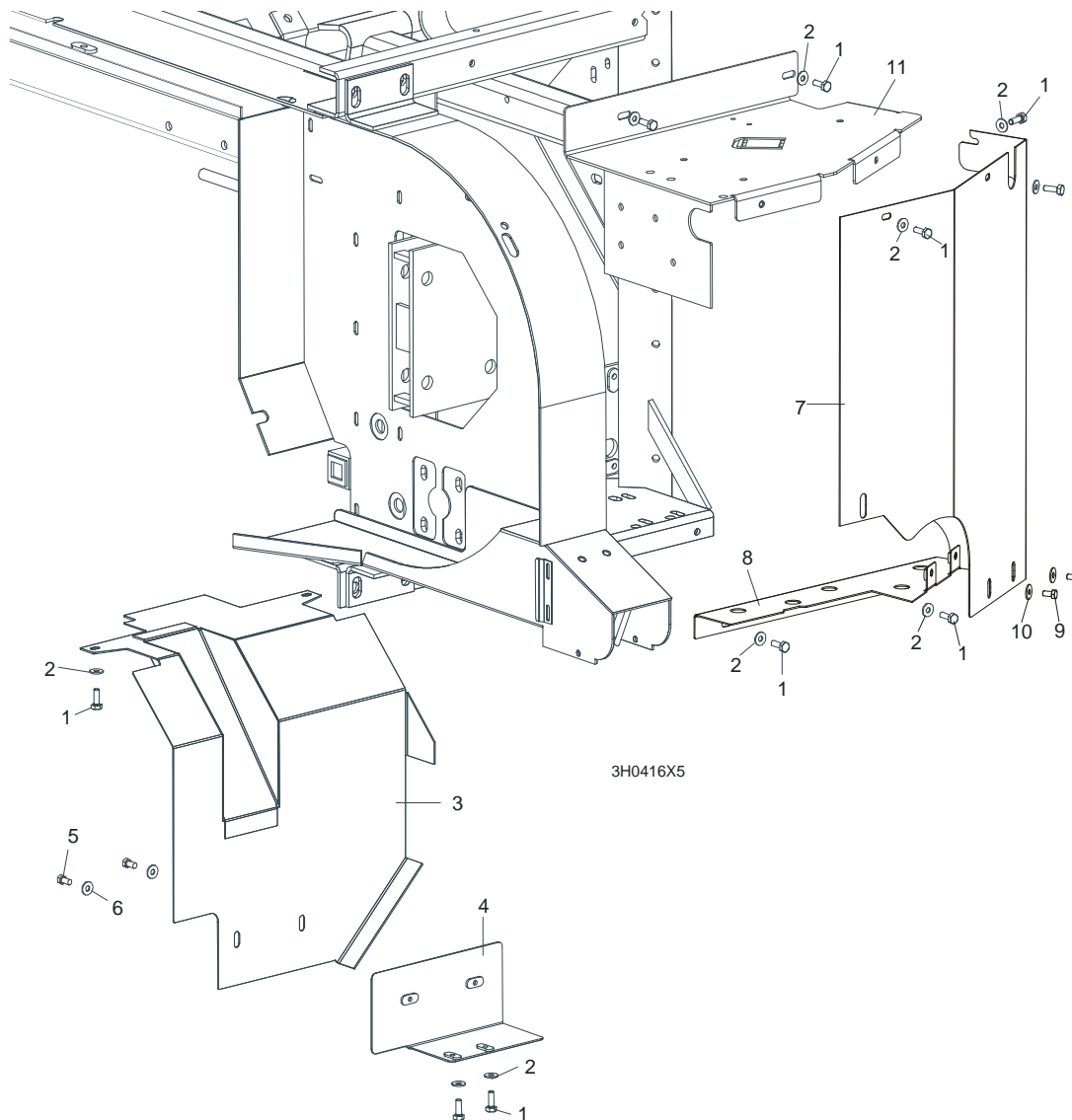
¹ Only LT40 AC Sawmills

² Belongs to 091573

4 Saw Head

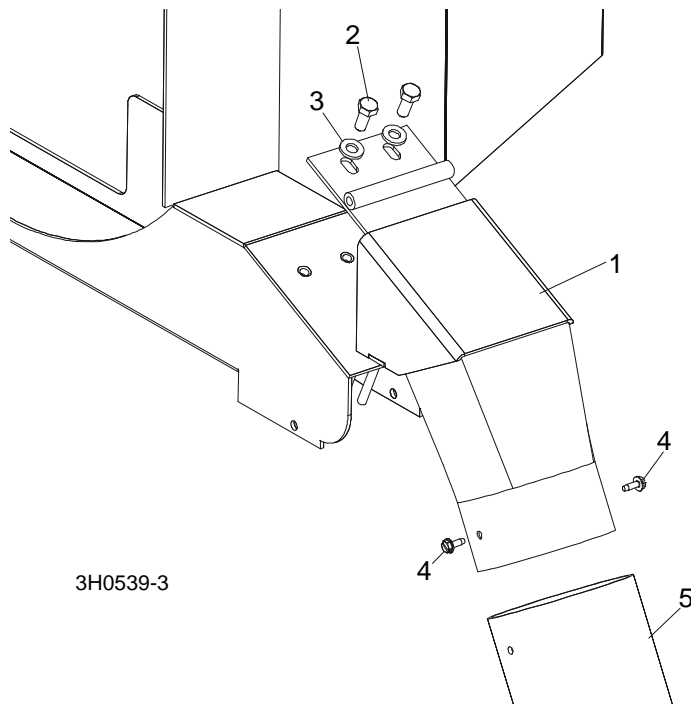
Drive Belt Covers

4.9 Drive Belt Covers



REF.	DESCRIPTION (◆ Indicates Parts Available In Assemblies Only)	PART #	QTY
1	BOLT, M6X12-8.8 ZINC	F81001-7	11
2	WASHER 6.5 ZINC	F81053-11	11
	GUARD ASSEMBLY, CLUTCH LEVER	086290	1
3	Guard Weldment, Manual Clutch	093398-1	1
4	Mount Weldment, Clutch Guard	086275-1	1
5	Bolt, M6X12-8.8 Hex Head Zinc	F81001-7	2
6	Washer, 6.5 Flat Zinc	F81053-11	2
	GUARD ASSEMBLY, DRIVE PULLEY SIDE	093396	1
7	Guard Weldment, Side Up/Down	100474-1	1
8	Guard Weldment, Saw Head Frame Lower	100473-1	1
9	Bolt, M6X12-8.8 Hex Head Zinc	F81001-7	2
10	Washer, 6.5 Flat Zinc	F81053-11	2
11	GUARD, DRIVE PULLEY TOP	087033-1	1

4.10 Sawdust Chute



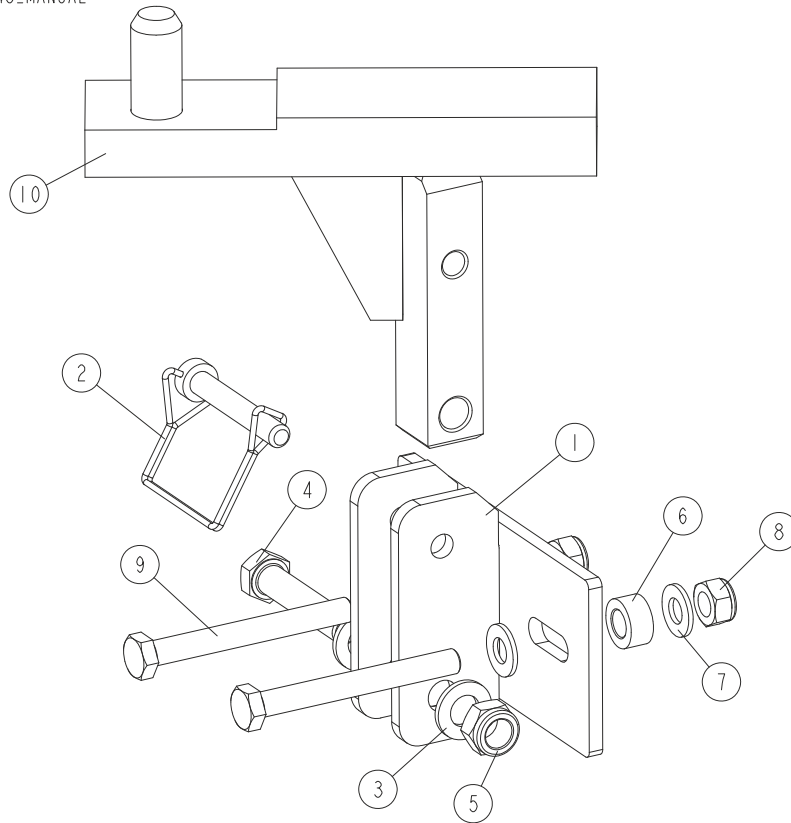
REF.	DESCRIPTION (◆ Indicates Parts Available In Assemblies Only)	PART #	QTY	
1	CHUTE, LT40 SAWDUST	100903-1	1	
2	BOLT, M8X20-8.8-B-ZINC HEX HEAD	F81002-20	2	
3	WASHER 8.4 FLAT ZINC	F81054-1	2	
4	BOLT, #10-24 X 1/2" SELF-TAPPING	F05015-7	2	
5	TUBING, 4" I.D. RUBBER	086364	0.6 m	
	STRAP, 20" RUBBER W/HOOK	P11668	1	
	BOLT, 1/4-20 X 1 1/4" HEX HEAD FULL THREAD	F05005-3	1	
	WASHER, 7.4 FLAT	F81056-11	1	
	NUT, 1/4-20 LOCK	F05010-21	1	

4 Saw Head

Saw Head Pin

4.11 Saw Head Pin

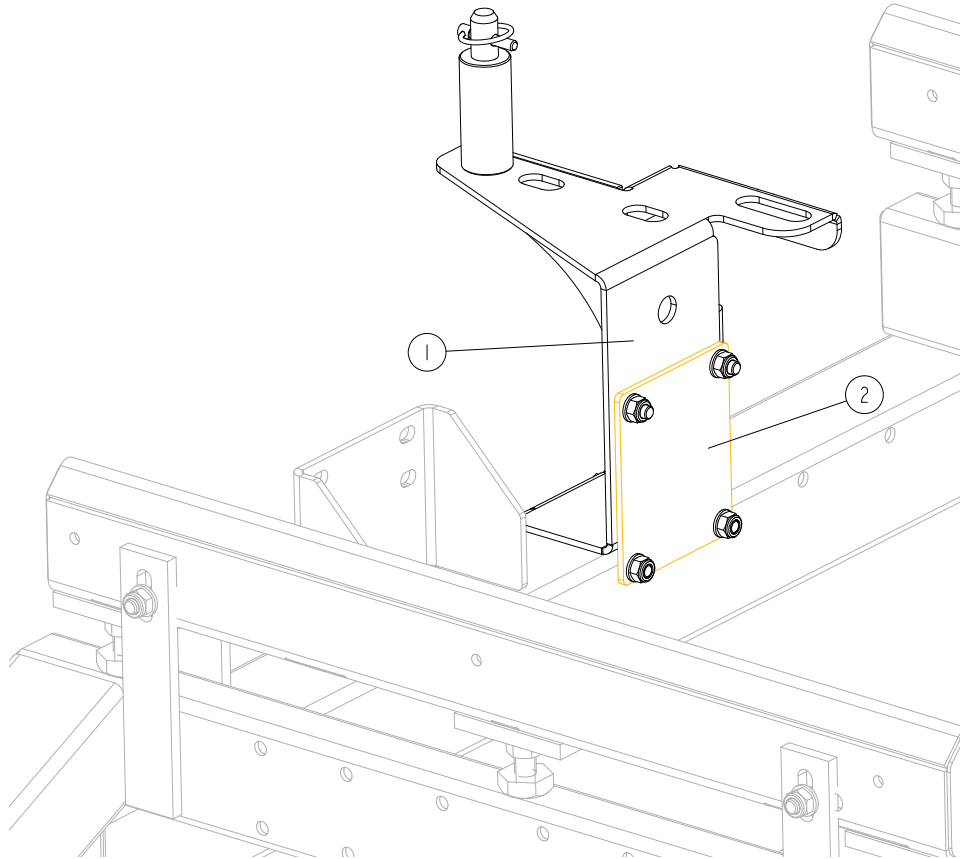
522948_001
522948_MANUAL



REF.	DESCRIPTION (◆ Indicates Parts Available In Assemblies Only)	PART #	QTY
-	SAW HEAD PIN, LT40M - COMPLETE	522948	1
1	BRACKET, LT40 SAW HEAD REST	522947-1	1
2	PIN, 3/8X2 1/4 SNAP	014151	1
3	WASHER, 13 FLAT ZINC	F81056-1	2
4	BOLT, M12X60-8.8-HEX HEAD ZINC	F81004-5	1
5	NUT, M12 8 HEX NYLON ZINC LOCK	F81034-2	1
6	BUSHING, 11/20-10 ZINC	090936-1	1
7	WASHER, 10.5 FLAT ZINC	F81055-1	4
8	NUT, M10 HEX NYLON ZINC LOCK	F81033-1	2
9	BOLT, M10X90-8.8-B-HEX HEAD ZINC	F81003-66	2
10	PIN WELDMENT, LT70 S/M SAW HEAD REST	094658-1	1

4.12 Saw Head Rest Bracket. Plate Mount.

LT70ME20SAH3-WSWR_001
 LT70ME20SAH3-WSWR_MANUAL



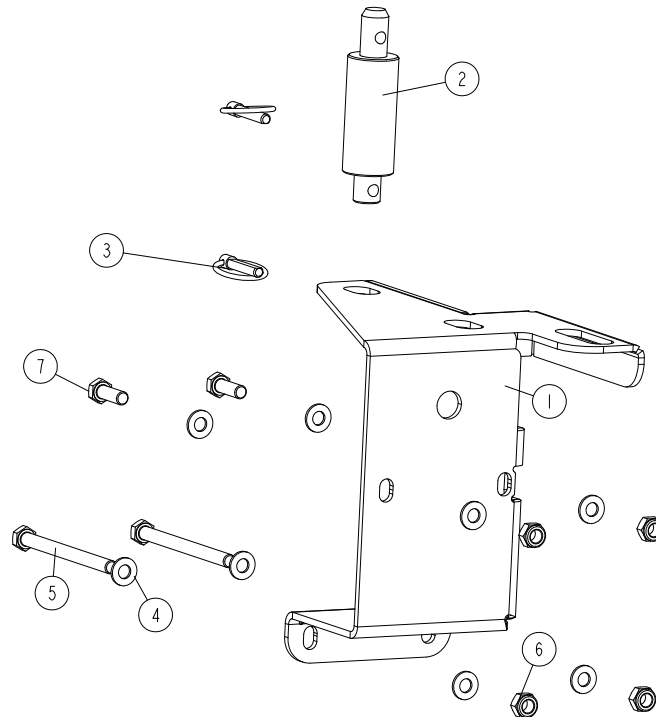
RE.	DESCRIPTION (◆ Indicates Parts Available In Assemblies Only)	PART #	QTY	
1	BRACKET, LT SAWMILL SAW HEAD REST See Section 4.13	546306	1	
2	PLATE, MOUNT	087055-1	1	

4 Saw Head

LT20/40 Saw Head Rest Bracket

4.13 LT20/40 Saw Head Rest Bracket

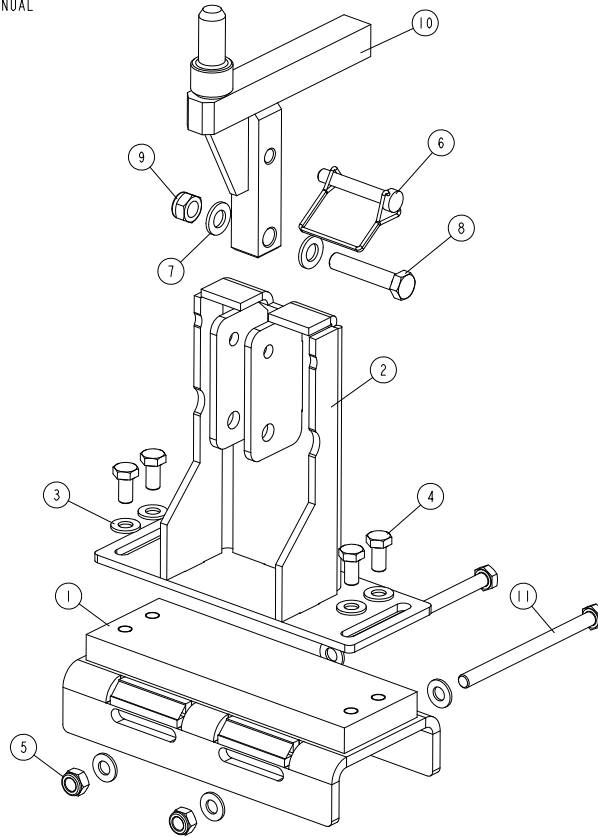
546306_001
546306_MANUAL



REF.	DESCRIPTION (◆ Indicates Parts Available In Assemblies Only)	PART #	QTY
-	BRACKET, SAW HEAD REST (LT SAWMILLS)	546306	1
1	PLATE, SAW HEAD REST BRACKET	546307-1	1
2	PIN, LT20 SAW HEAD REST BRACKET	097935-1	1
3	PIN, 8 BN914 (BOSSARD 1364650) LINCH	F81046-2	2
4	WASHER, 10.5 FLAT ZINC	F81055-1	8
5	BOLT, M10X125 8.8 HEX HEAD ZINC	F81003-18	2
6	NUT, M10-8-B HEX NYLON ZINC LOCK	F81033-1	4
7	BOLT, M10X30-8.8 HEX HEAD FULL THREAD ZINC	F81003-2	2

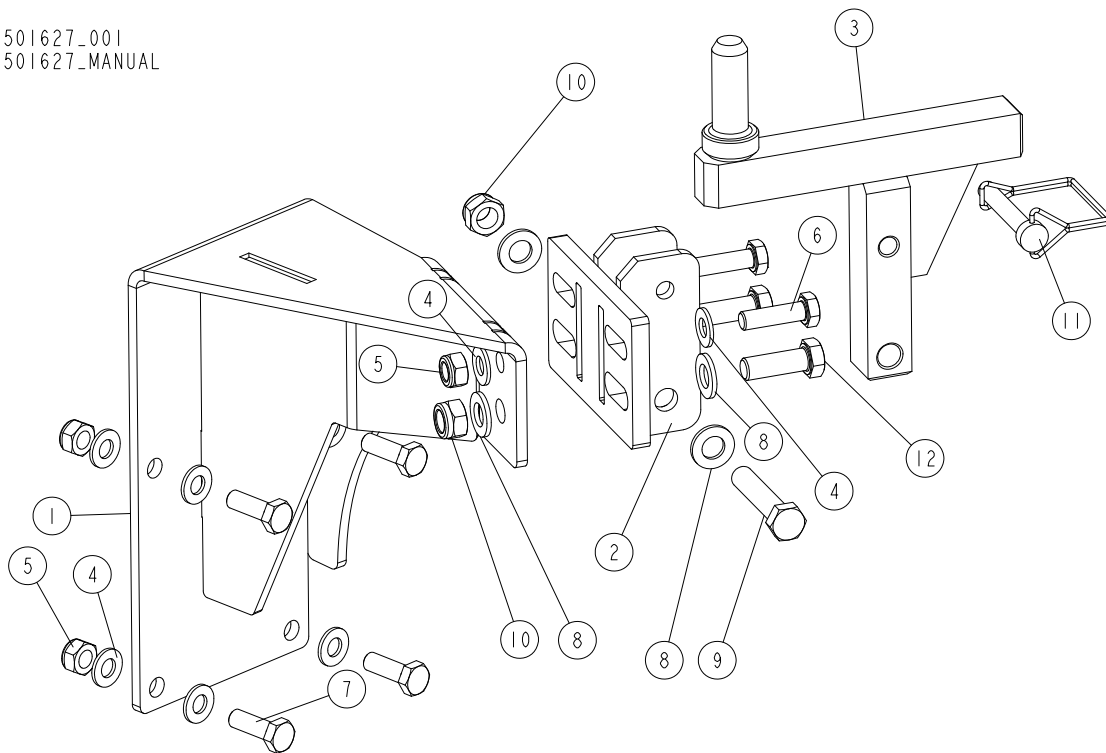
4.14 Saw Head Support Bracket (New M-type Frame, Mobile Sawmills)

555184_001
555184_MANUAL



REF.	DESCRIPTION (◆ Indicates Parts Available In Assemblies Only)	PART #	QTY
-	BRACKET, LT40 SAW HEAD SUPPORT ("M" FRAMES)	555184	1
1	BASE, LT20/40/70 SAW HEAD SUPPORT BRACKET	545600-1	1
2	MOUNT WELDMENT, LT20/40/70 SAW HEAD REST PIN	545618-1	1
3	WASHER, 10.5 FLAT ZINC	F81055-1	8
4	BOLT, ISO 4017-M10X20-8.8-A2E HEX HEAD	F81003-53	4
5	NUT, M10-8-B HEX NYLON ZINC LOCK	F81033-1	2
6	PIN, 3/8X2 1/4 SNAP	014151	1
7	WASHER, 13 FLAT ZINC	F81056-1	2
8	BOLT, M12X60-8.8 HEX HEAD ZINC	F81004-5	1
9	NUT, M12 8 HEX NYLON ZINC LOCK	F81034-2	1
10	PIN WELDMENT, LT40 WIDE SAW HEAD REST	545664-1	1
11	BOLT, M10X140-8.8 HEX HEAD ZINC	F81003-5	2

4.15 Saw Head Rest Assembly, LT40M - 2.2

501627_001
501627_MANUAL

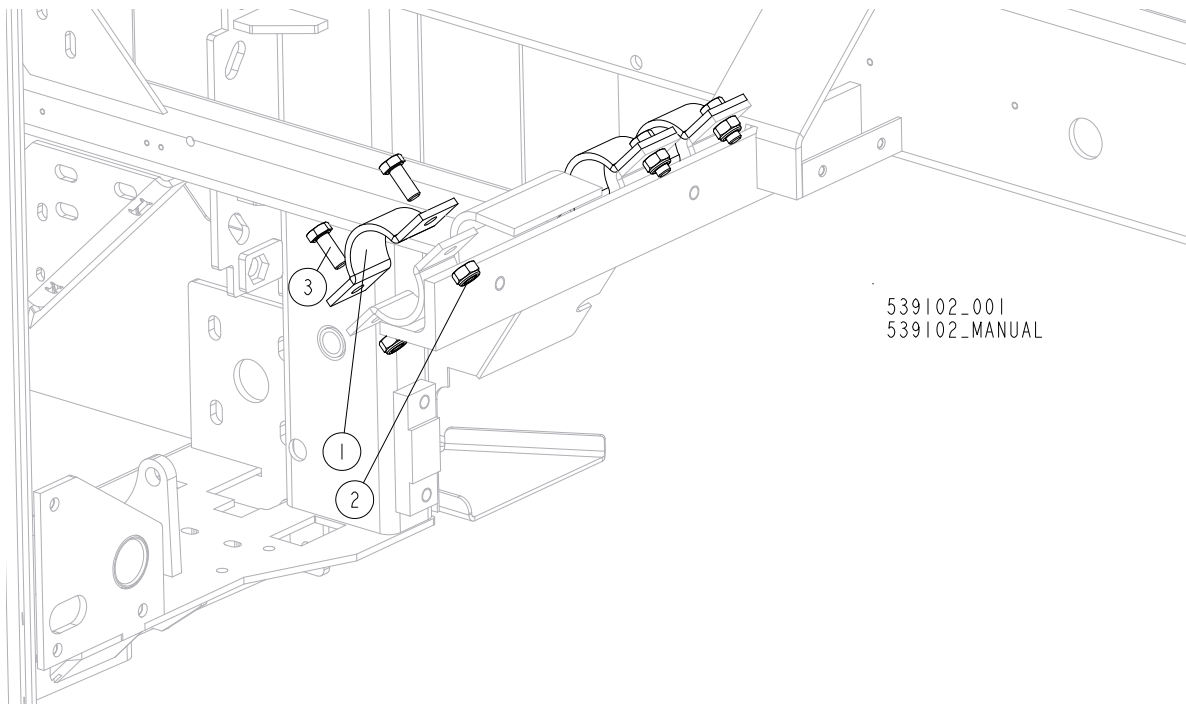
REF.	DESCRIPTION (* indicates parts available in assemblies only)	PART #	QTY
-	REST ASSEMBLY, LT40ME15SAH3-1.8 (WFL) SAW HEAD	501627	1
1	BRACKET WELDMENT, VERTICAL	501837-1	1
2	BRACKET, LT40 SAW HEAD REST PIN MOUNT	092765-1	1
3	PIN WELDMENT, LT50 SAW HEAD REST	090421-1	1
4	WASHER, 10.5 FLAT ZINC	F81055-1	12
5	NUT, M10-8-B HEX NYLON ZINC LOCK	F81033-1	6
6	BOLT, M10X35 8.8 HEX HEAD FULL THREAD ZINC	F81003-17	2
7	BOLT, M10X30-8.8 HEX HEAD FULL THREAD ZINC	F81003-2	4
8	WASHER, 13 FLAT ZINC	F81056-1	6
9	BOLT, M12X60-8.8 HEX HEAD ZINC	F81004-5	1
10	NUT, M12-8 DIN 982 HEX NYLON ZINC LOCK	F81034-2	3
11	PIN, 3/8X2 1/4 SNAP	014151	1
12	BOLT, M12X35 8.8 HEX HEAD FULL THREAD ZINC	F81004-24	2

4

Saw Head*LT40 Wide Saw Head Parts*

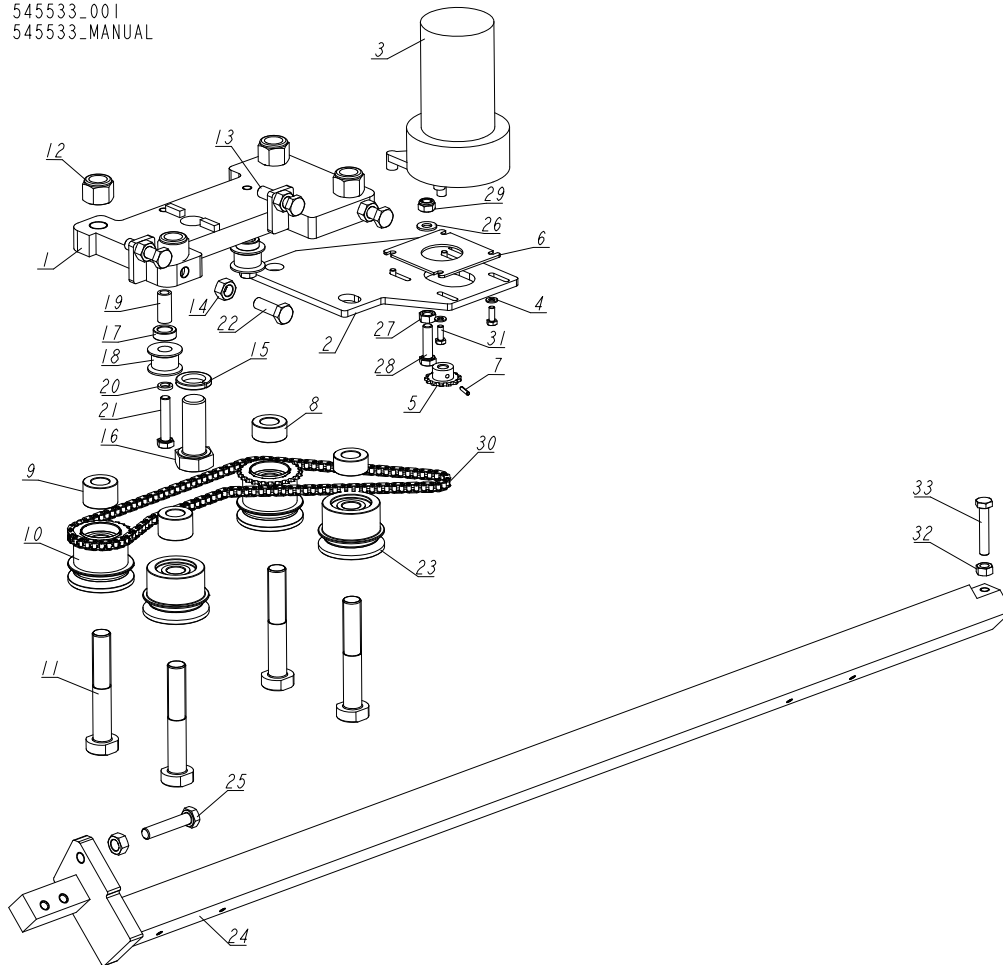
REF.	DESCRIPTION (* indicates parts available in assemblies only)	PART #	QTY
-	SAW HEAD, LT40 AC/DC WIDE	532192-1	1
1	GUIDE WELDMENT, METRIC SAW HEAD REAR	087125	1
2	PADS, DELRIN UP/DOWN SLIDE	M04096	8
3	PAD, DELRIN LOWER	016241	2
4	WASHER, 10.5 FLAT ZINC	F81055-1	5
5	NUT, M10 8 HEX ZINC	F81033-3	4
6	BOLT, M10X50-8.8 HEX HEAD FULL THREAD ZINC	F81003-4	2
7	BOLT, M8X20 8.8 HEX HEAD FULL THREAD ZINC	F81002-4	6
8	BOLT, M8X25-8.8-B HEX HEAD FULL THREAD ZINC	F81002-5	14
9	PLATE, V-BRACE WASHER	091247	2
10	NUT, M8-8-B HEX NYLON ZINC LOCK	F81032-2	20
11	WASHER, 13 FLAT ZINC	F81056-1	8
12	BOLT, M12X75-8.8 HEX HEAD ZINC	F81004-21	4
13	NUT, M12-8 DIN 982 HEX NYLON ZINC LOCK	F81034-2	4
14	BOLT, M10X12 HEX HEAD FULL THREAD ZINC	F81003-30	1

4.17 Motor Mount Clamp



REF.	DESCRIPTION (* indicates parts available in assemblies only)	PART #	QTY	
1	CLAMP WELDMENT, MOTOR MOUNT	086200-1	3	
2	NUT, M10-8-B HEX NYLON ZINC LOCK	F81033-1	6	
3	BOLT, M10X25 8.8 HEX HEAD FULL THREAD ZINC	F81003-11	3	

4.18 Blade Guide Arm w/Drive

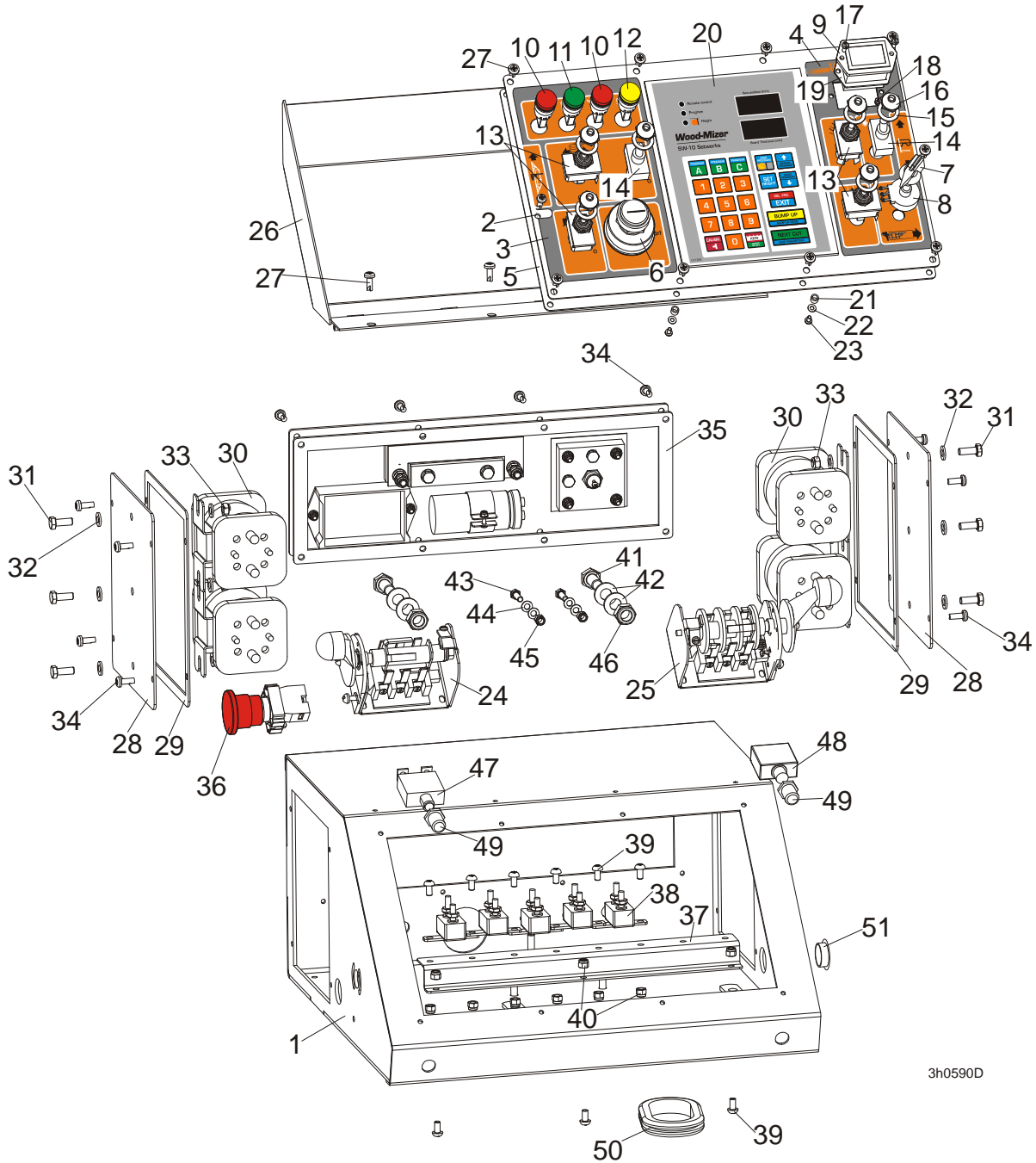
545533_001
545533_MANUAL

REF.	DESCRIPTION (* indicates parts available in assemblies only)	PART #	QTY
-	ARM, BLADE GUIDE W/DRIVE	545533	1
1	PLATE, BLADE GUIDE ARM DRIVE	545554-1	1
2	PLATE, ARM DRIVE MOUNT	557375-1	1
3	MOTOR, CURRENT APP. 1/30HP 12VDC GEAR	557161	1
4	WASHER, 5.3 FLAT ZINC	F81052-1	4
5	SPROCKET, 25B13X.3130	P09970	1
6	PLATE, SPACER	557376-1	1
7	PIN, 3X14 GEOMET ROLL	F81044-4	1
8	BUSHING, SPACER	520284-1	2
9	BUSHING, SPACER	520285-1	2
10	ROLLER, COMPLETE DRIVE	520282	2
11	PIN, MOUNTING	519660-1	4
12	NUT, 5/8-18 NYLON ZINC LOCK	F05010-71	4
13	BOLT, M10X40-8.8 HEX HEAD FULL THREAD ZINC	F81003-16	2
14	NUT, M10 8 HEX ZINC	F81033-3	5
15	WASHER, 20.5 SPLIT LOCK ZINC	F81059-1	1
16	BOLT, M20X50-8.8-B HEX HEAD FULL THREAD ZINC	F81007-17	1
17	BUSHING, 12.5/20-7 ZINC-PLATED	101063-1	2

REF.	DESCRIPTION (* indicates parts available in assemblies only)	PART #	QTY	
18	ROLLER, CHAIN TENSION	516193	2	
19	BUSHING, SPACER	519345-1	2	
20	WASHER, 8.2 SPLIT LOCK ZINC	F81054-4	2	
21	BOLT, M8X40-8.8 HEX HEAD FULL THREAD ZINC	F81002-15	2	
22	BOLT, DIN933-M10X30-8.8-A2E HEX HEAD FULL THREAD	F81003-111	4	
23	ROLLER, IDLER	520839	2	
24	ARM, BLADE GUIDE	545531-1	1	
25	BOLT, M10X50-8.8 HEX HEAD FULL THREAD ZINC	F81003-4	1	
26	WASHER, 8.4 FLAT ZINC	F81054-1	2	
27	NUT, M8 DIN 934 A2-70 STAINLESS STEEL	F81032-7	1	
28	BOLT, M8X30 8.8 HEX HEAD FULL THREAD ZINC	F81002-7	1	
29	NUT, M8-8-B HEX NYLON ZINC LOCK	F81032-2	1	
30	CHAIN, DRIVE	519358	1	
31	BOLT, #10-32X1/2 HH	F81000-35	4	
32	NUT, M8-8-B HEX ZINC	F81032-1	1	
33	BOLT, M8X45-8.8 HEX HEAD FULL THREAD ZINC	F81002-14	1	

SECTION 5 CONTROL & BATTERY BOXES

5.1 Control Assembly, LT40 Series DH



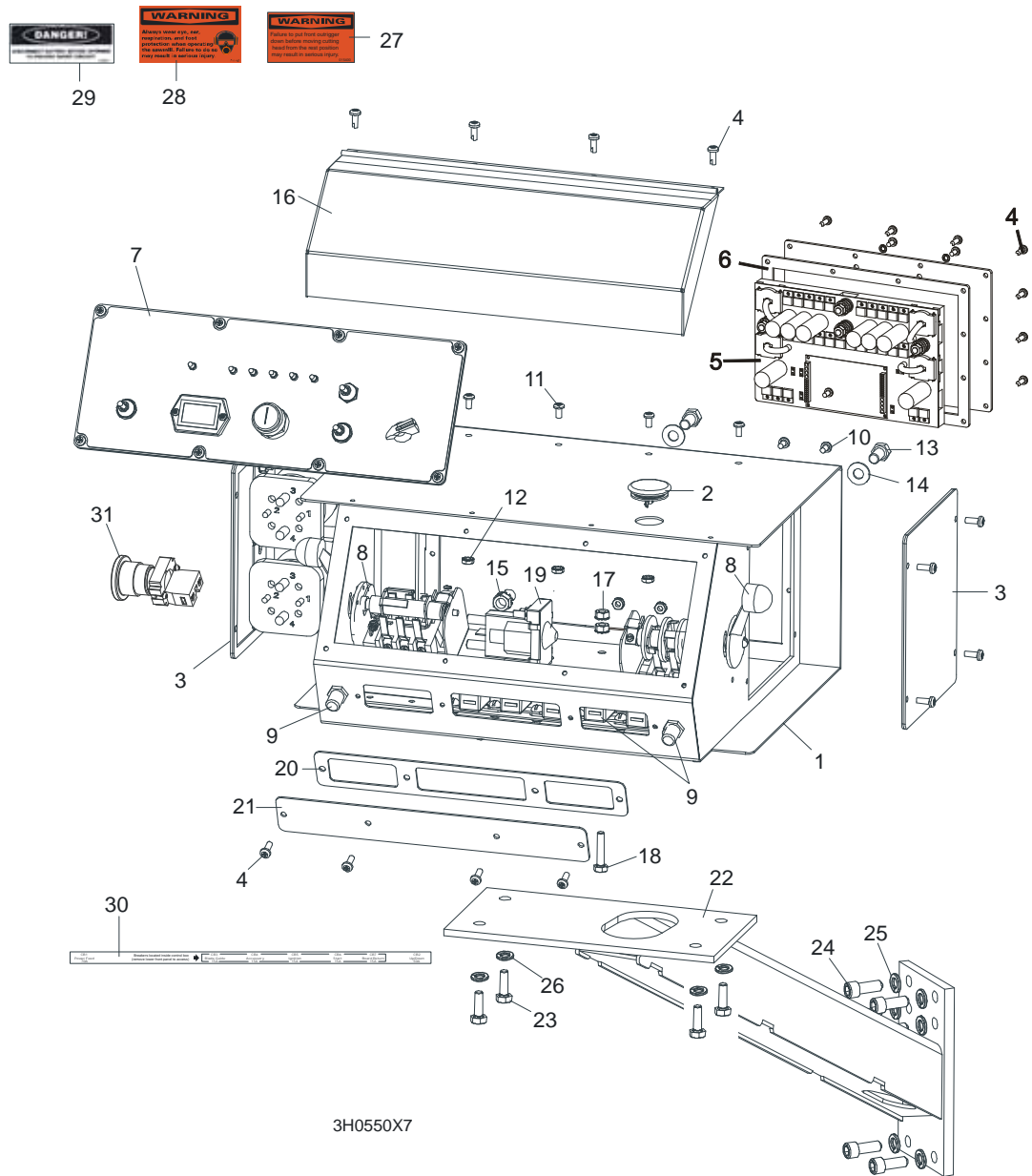
REF.	DESCRIPTION (◆ Indicates Parts Available In Assemblies Only)	PART #	QTY
	CONTROL BOX ASSEMBLY, LT40 DC	098375	1
	CONTROL BOX ASSEMBLY, LT40 DC - D25	570204	1
1	Box, LT40 Control	098373-1	1
	Panel, LT40 DC Front Control Complete	098691	1

2	Panel, LT20/40 DC Front Control	100573-1	1	
	Panel, LT40 DC Front Control	098376-1 ¹	1	
	Panel, LT40 DC Front Control, G38 Engine	545989-1	1	
3	Decal, LT40 DC Control Box Left	099595	1	
	Decal, LT40 DC Control Box Left, G38 Engine	539816	1	
4	Decal, LT40 DC Control Box Right	099596	1	
5	Gasket, LT20/40 Control Box	097132	1	
6	Switch, Key	P04350	1	
7	Knob, Speed Control	P06257	1	
8	Potentiometer, 1k Feed Rate	E20519	1	
9	Meter, Hour	093166	1	
10	Light, XB6AV4BB Red	091099	2	
11	Light, XB6AV3BB Green	087348	1	
12	Light, XB6AV5BB Yellow	089812	1	
13	Switch, Toggle	024200	4	
14	Switch, SPST On/Off 15A .25 TABS Toggle	P03027	2	
15	Washer, 1/2x3/4x1/16 Nylon	P05251-1	6	
16	Boot, Toggle Switch	P02575	6	
17	Bolt, M3x12-8.8 Zinc	F81000-12	2	
18	Nut, M3-6 Nylon Zinc Lock	F81028-2	2	
19	Gasket, Hour Meter	093346	1	
20	Controller, SW-10 Setworks	500628	1	
21	Spacer, 4.2x6mm Idler	R80671-4	6	
22	Washer, 3.2 Flat Zinc	F81050-2	6	
23	Screw, M3x8-4.8 Zinc	F81000-83	6	
24	Switch, 1992GS Pwr/Feed (Service Package)	E20438	1	
25	Switch, 1992 Up/Down (Service Package)	E20440	1	
26	Cover Weldment, LT20/40 Complete	097135-1	1	
27	Bolt, #10-24x1/2 Ph Pan Hd, Type 23	F05015-17	14	
	Solenoid Assembly, DC Up/Down	086747	1	
	Solenoid Assembly, DC Power Feed	086749	1	
	Cover, Control Box Side Complete	086700	1	
28	Cover, Control Box Side	086699-1	1	
29	Gasket, Control Box Side	015274	1	
30	Solenoid, 200A 12V DPST	015417	2	
31	Bolt, M6x16 8.8 Hex Head Full Thread Zinc	F81001-15	3	
32	Washer, 6.4 Flat Zinc	F81053-1	6	
33	Nut, M6-8-B Hex Nylon Lock Zinc	F81031-2	3	
34	Bolt, #10-24x1/2 Ph Pan Hd, Type 23	F05015-17	12	
	Panel Assy, Power Feed Control SMT 97+	024412	1	
35	Gasket, Power Feed Control	015278	1	
36	Switch, XB2 BS542 Emergency	086556	1	
	Breaker Assembly, Sawmill Control Circuit	086746	1	
37	Rail, Circuit Breaker	015310	1	◆
38	Breaker, 15A Manual Reset	E20430	5	◆
39	Screw, H M5x10 8.8 Zinc	F81000-13	9	
40	Nut, M5-8 Zinc	F81030-2	9	
41	Bolt, M10x20-5.8 Hex Head Full Thread Zinc	F81003-1	2	

42	Washer, 10.5 Flat Zinc	F81055-1	4	
43	Nut, M10-8-B Nylon Hex Zinc Lock	F81033-1	2	
44	Bolt, M5x16-8.8 Zinc	F81000-20	2	
45	Washer, 5.3 Flat Zinc	F81052-1	4	
46	Nut, M5-8 Zinc	F81030-2	2	
47	Breaker, 70A Manual Reset Panel Mount	015527	1	
48	Breaker, 50A Manual Reset Panel Mount	021256	1	
49	Boot, Circuit Breaker	021253	2	
50	Grommet, Rubber	087065	1	
51	Cap, SR1086 22.2 Dia. Hole	093544	1	
	Relay, Time P3SRP30-W4-C10 - D25	568555	1	

¹ Use in African version only.

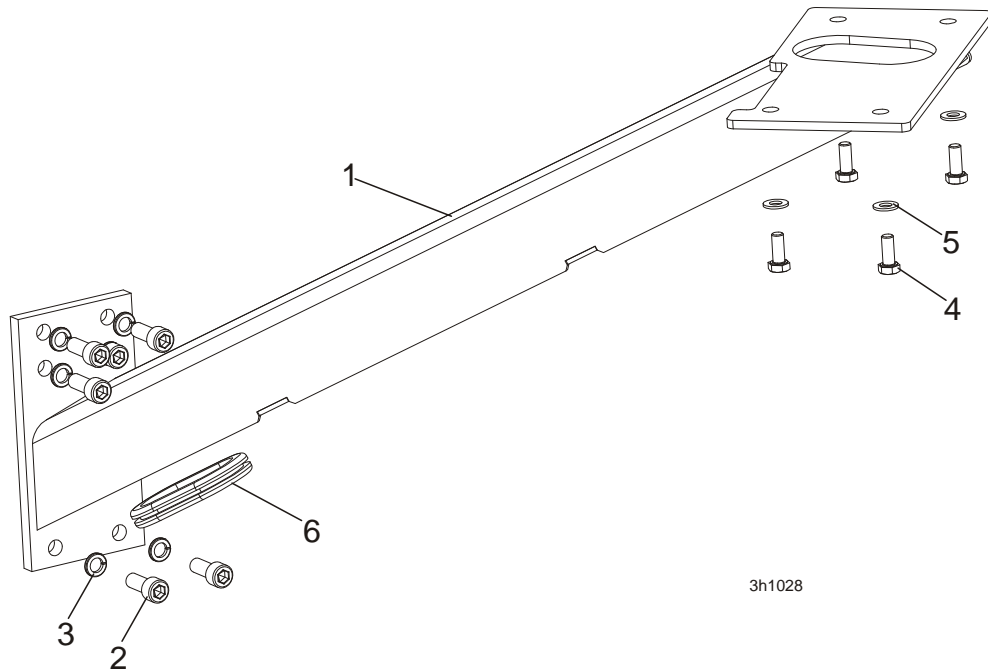
5.2 Control Assembly (Gas/Diesel), Optional Equipment



REF.	DESCRIPTION (◆ Indicates Parts Available In Assemblies Only)	PART #	QTY
	CONTROL BOX ASSEMBLY, D42	095000	1
1	DC Control Box	095012-1	1
2	Plug, AS075 Oiltite	E20570	1
3	Solenoid Parts (See Section 5.6)		
4	Screw, #10-24 x 1/2" Pan Head	F05015-17	16
5	Panel Assembly, Power Feed Control Circuit Board, Control Box Power Feed	095010-1 051667	1 1
6	Gasket, Rear Access Panel	095011	1
7	Front Control Panel & Wiring Harnesses (Section 5.4)		
8	Drum Switches (Section 5.3)		
9	Circuit Breakers (Section 5.5)		
10	Screw, #10-24 x 3/8" Phillips Pan Head	F05004-3	2

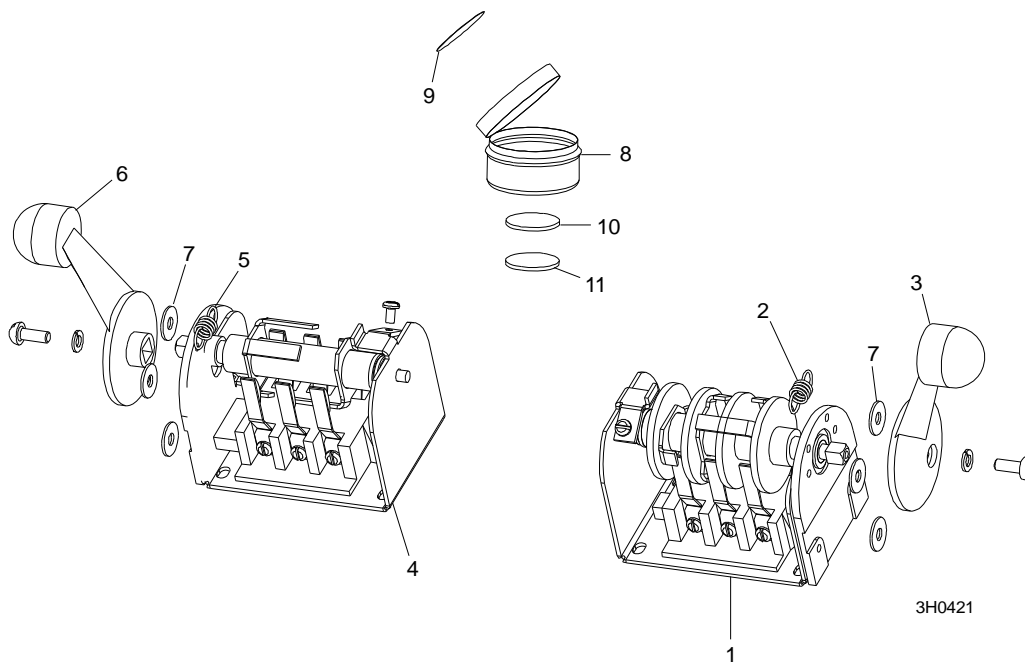
11	Screw, #10-24 x 3/8" Phillips Pan Head Machine with Neo Washer	F05004-148	4	
12	Nut, #10-24 Self-Locking	F05010-14	6	
13	Bolt, 3/8-16 x 3/4" Hex Head	F05007-27	2	
14	Washer, 10.5 Flat	F81055-1	2	
15	Nut, 3/8" Lock Nut	F05010-19	2	
16	Cover, Control Box Hinged	015304	1	
17	Nut, 1/4-20 Self-Locking	F05010-9	2	
18	Bolt, 1/4-20 x 1 1/4" Hex Head Tap	F05005-3	1	
19	Solenoid, 200A 12V SPST	015470	1	
	Diode Assembly, Solenoid Coil Chassis GND	087496	1	
20	Gasket, Front Access Panel	015266	1	
21	Panel, Control Box Front Access	086704-1	1	
22	MOUNT WELDMENT, STANDARD CONTROL BOX	086732-1	1	
23	NUT, 5/16-18 SELF-LOCKING HEX	F05010-20	4	
24	BOLT, M10 X 25-8.8 SOCKET HEAD	F81003-32	4	
25	WASHER, 10.2 SPLIT LOCK	F81055-2	4	
26	WASHER, 3/8" EXTERIOR STAR LOCK	F05011-36	4	
27	DECAL, FRONT OUTRIGGER WARNING	015400	1	
28	DECAL, EAR/EYE PROTECTION WARNING	S11753	1	
29	DECAL, DISCONNECT BATTERY DANGER	S12002	1	
30	DECAL, CIRCUIT BREAKER ID ('98 SUPER)	024362	1	
31	SWITCH, RED EMERGENCY STOP XALJ174F	E22703-2	1	

5.3 Control Box Bracket



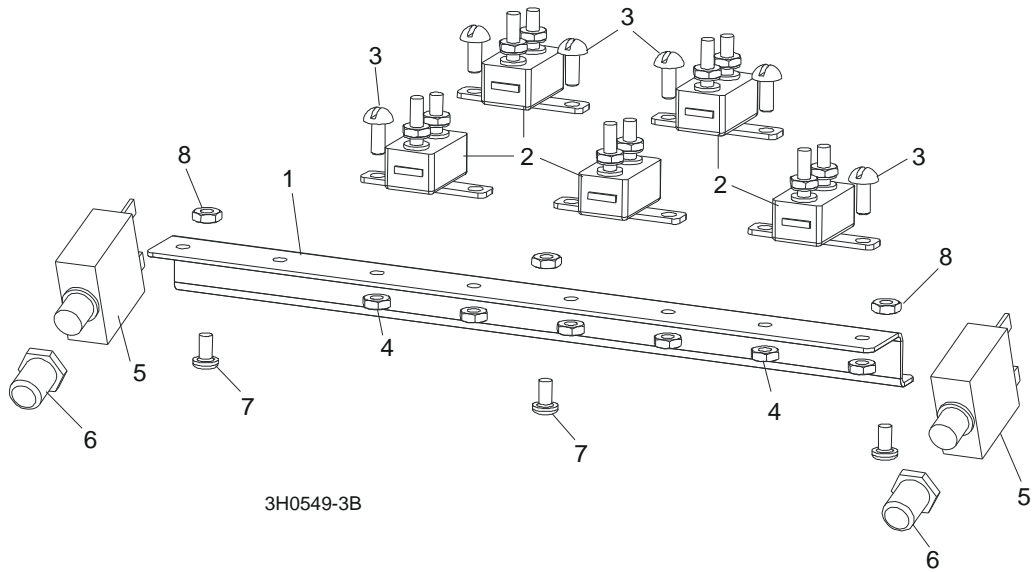
REF.	DESCRIPTION (◆ Indicates Parts Available In Assemblies Only)	PART #	QTY	
1	MOUNT WELDMENT, STANDARD CONTROL BOX	086732-1	1	
2	SCREW, M10x25 8.8 HEX SOCKET HEAD CAP ZINC	F81003-32	6	
3	WASHER, 10.2 SPLIT LOCK ZINC	F81055-2	6	
4	BOLT, M8X20-8.8-B HEX HEAD FULL THREAD ZINC	F81002-4	4	
5	WASHER, 8.4 FLAT ZINC	F81054-1	4	
6	GROMMET, RUBBER	087065	1	

5.4 Drum Switches



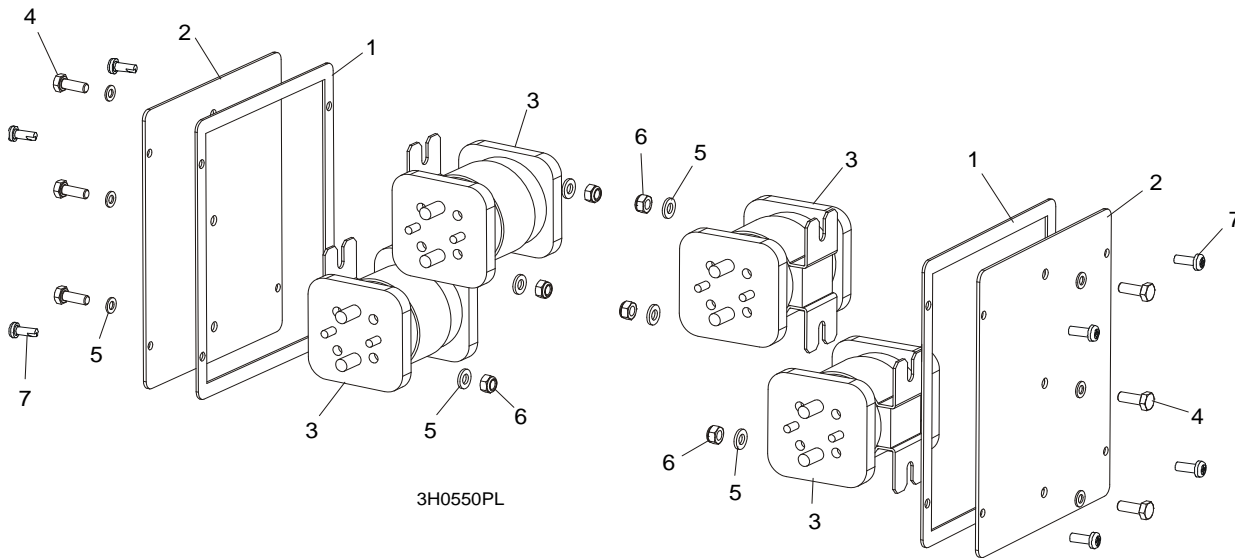
REF.	DESCRIPTION (◆ Indicates Parts Available In Assemblies Only)	PART #	QTY	
	SWITCH ASSEMBLY, UP/DOWN DRUM	E20440	1	
1	Switch, S12 Bulk Drum	E20440-B	1	◆
2	Spring, Drum Switch	P12570	1	
3	Handle, Drum Switch Replacement	P12500	1	
	SWITCH ASSEMBLY, POWER FEED DRUM	E20438	1	
4	Switch, S10 Bulk Drum	E20438-B	1	◆
5	Spring, Drum Switch	P12570	1	
6	Handle, Drum Switch Replacement	P12500	1	
7	WASHER, #8 SAE FLAT	F05011-41	6	
	CUP ASSEMBLY, DRUM SWITCH GREASE	A20463	1	
8	Cup, Plastic Container	P20464	1	◆
9	Decal, Grease Cup Label	P20467	1	
10	Pad, Velcro Loop	P20466	1	◆
11	Pad, Velcro Hook	P20465	1	◆
	Grease, High Temp Drum Switch	P20468	.011m	◆

5.5 Circuit Breakers



REF.	DESCRIPTION (◆ Indicates Parts Available In Assemblies Only)	PART #	QTY
1	RAIL, CIRCUIT BREAKER	525779-1	1
2	BREAKER, 15 AMP MANUAL RESET	E20430	5
3	SCREW, H M5X10 8.8 SLOTTED HEAD ZINC	F81000-13	6
4	NUT, M5-8 HEX SELF-LOCKING ZINC	F81030-2	6
5	BREAKER, 70 AMP MANUAL RESET PANEL MOUNT	015527	2
6	BOOT, CIRCUIT BREAKER	021253	2
7	BOLT, M5X12-5.8 ZINC	F81000-5	3
8	NUT, M5-8 SELF-LOCKING ZINC	F81030-2	3

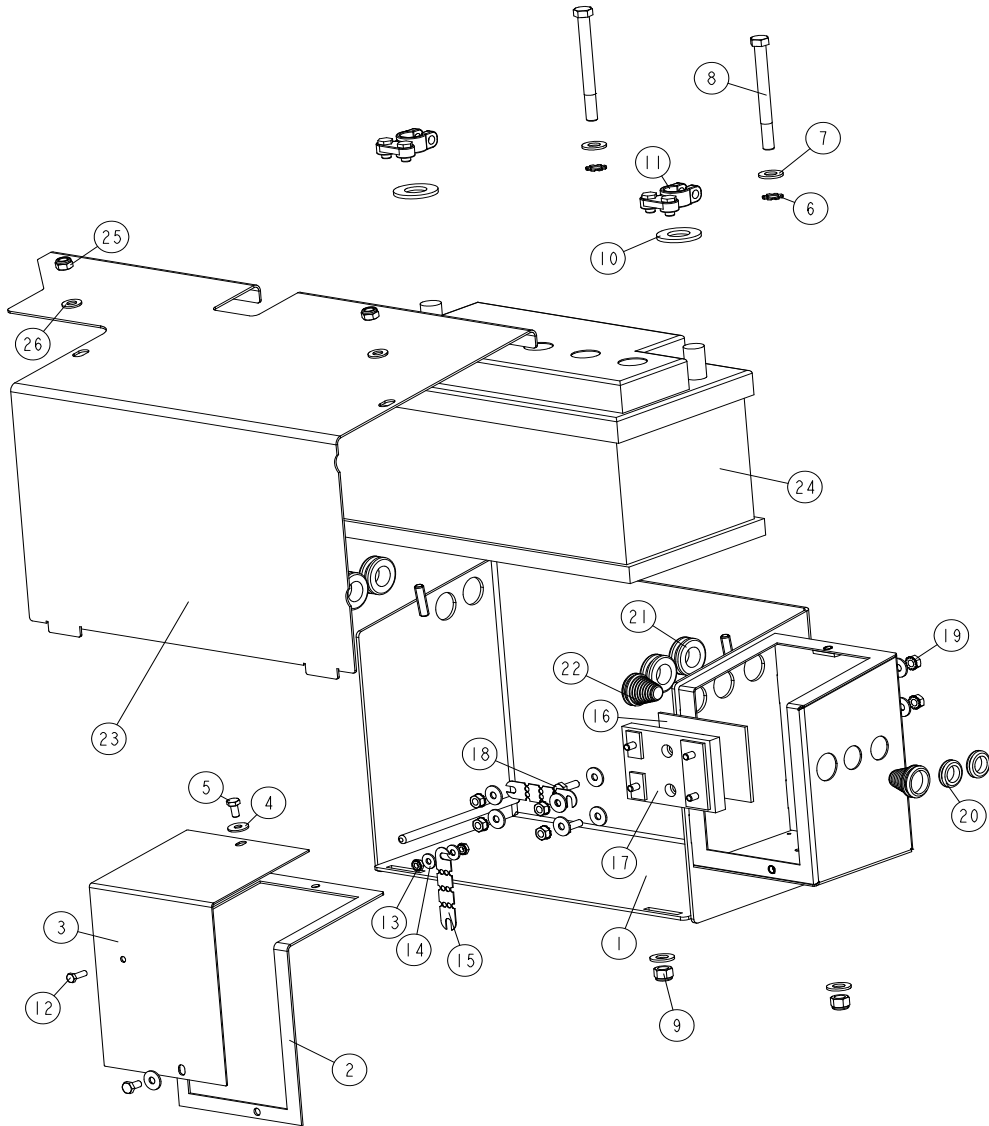
5.6 Solenoid Assemblies



REF.	DESCRIPTION (◆ Indicates Parts Available In Assemblies Only)	PART #	QTY
1	GASKET, SIDE PANEL CONTROL	015274	2
2	PANEL WELDMENT, SIDE	086699-1	2
3	SOLENOID, 200A 12V DPST	015417	4
4	BOLT, M6X16 8.8 HEX HEAD FULL THREAD ZINC	F81001-15	6
5	WASHER, 6.4 FLAT	F81053-1	12
6	NUT, M6-8 HEX	F81031-2	6
	DIODE ASSEMBLY, SOLENOID COIL CHASSIS GND	087496	4
7	SCREW, #10-24 X 1/2" PAN HEAD	F05015-17	8

5.7 Battery Box Assembly, LT40 Series

086509_001_A
086509_MANUAL

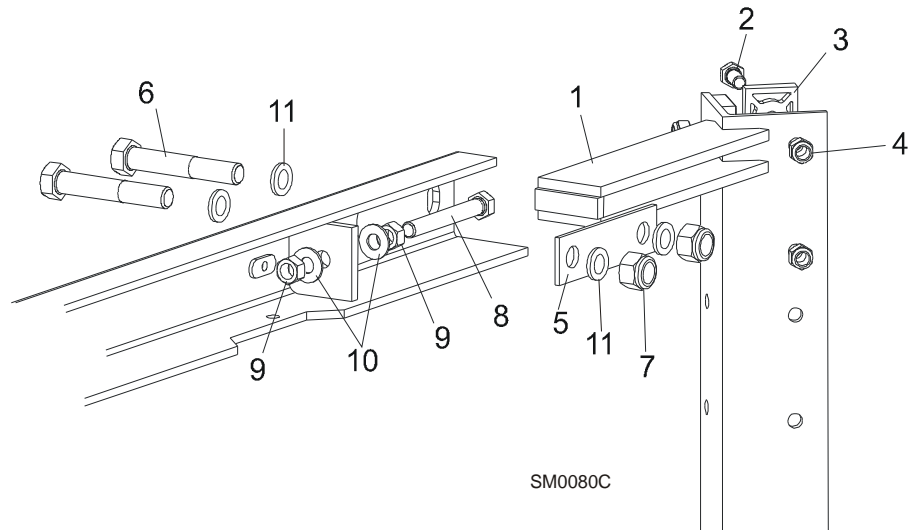


REF.	DESCRIPTION (* indicates parts available in assemblies only)	PART #	QTY
-	BOX ASSEMBLY, LT40SHD/LT40MHD BATTERY	086509	1
1	BOX WELDMENT, BATTERY	086265-1	1
2	GASKET, FUSE BOX	092226	1
3	LID, FUSE BOX	092222-1	1
4	WASHER, 6.5 SPECIAL FLAT ZINC-PL.	F81053-11	10
5	BOLT, M6X12-8.8 HEX HEAD FULL THREAD ZIN	F81001-7	2
6	WASHER, 10.5 EXTERNAL TOOTH ZINC LOCK	F81055-3	2
7	WASHER 10,5 ZC DIN 126 ISO 7091	F81055-1	4
8	BOLT, 3/8-16 X 4" HEX HEAD GRADE 2	F05007-4	2
9	NUT, 3/8-16 HEX NYLON LOCK	F05010-10	2
10	WASHER, FELT BATTERY TERMINAL	P12161	2
11	TERMINAL, BATTERY	P05085	2

REF.	DESCRIPTION (* indicates parts available in assemblies only)	PART #	QTY	
12	SCREW, #10-24 X 5/8" HEX HEAD	F05004-18	1	
13	NUT, #10-24 SELF-LOCKING	F05010-14	2	
14	WASHER, 5.5 SPECIAL FLAT ZINC	F81052-3	2	
15	FUSE LINK, 12 VOLT 150 AMP	023361	2	
16	PLATE, 3MM PLASTIC FUSE BOX	585483	1	
17	BLOCK, RELAY	585482	1	
18	BOLT, 1/4-20X3/4 FT HHC	F05005-1	2	
19	NUT, 1/4-20 SELF-LOCKING HEX ZINC	F05010-9	6	
20	GROMMET, 5/8" RUBBER WIRE	P11764	2	
21	GROMMET, RUBBER 3/4 ID	025247	4	
22	GROMMET, 1709 (26/3/10-22) STEPPED	098816	2	
23	LID WELDMENT, BATTERY BOX SUPER	086277-1	1	
24	BATTERY, "BANNER" 12V100AH	088323	1	
25	NUT, M8-8-B HEX NYLON ZINC LOCK	F81032-2	2	
26	WASHER, 8.4 FLAT ZINC	F81054-1	2	

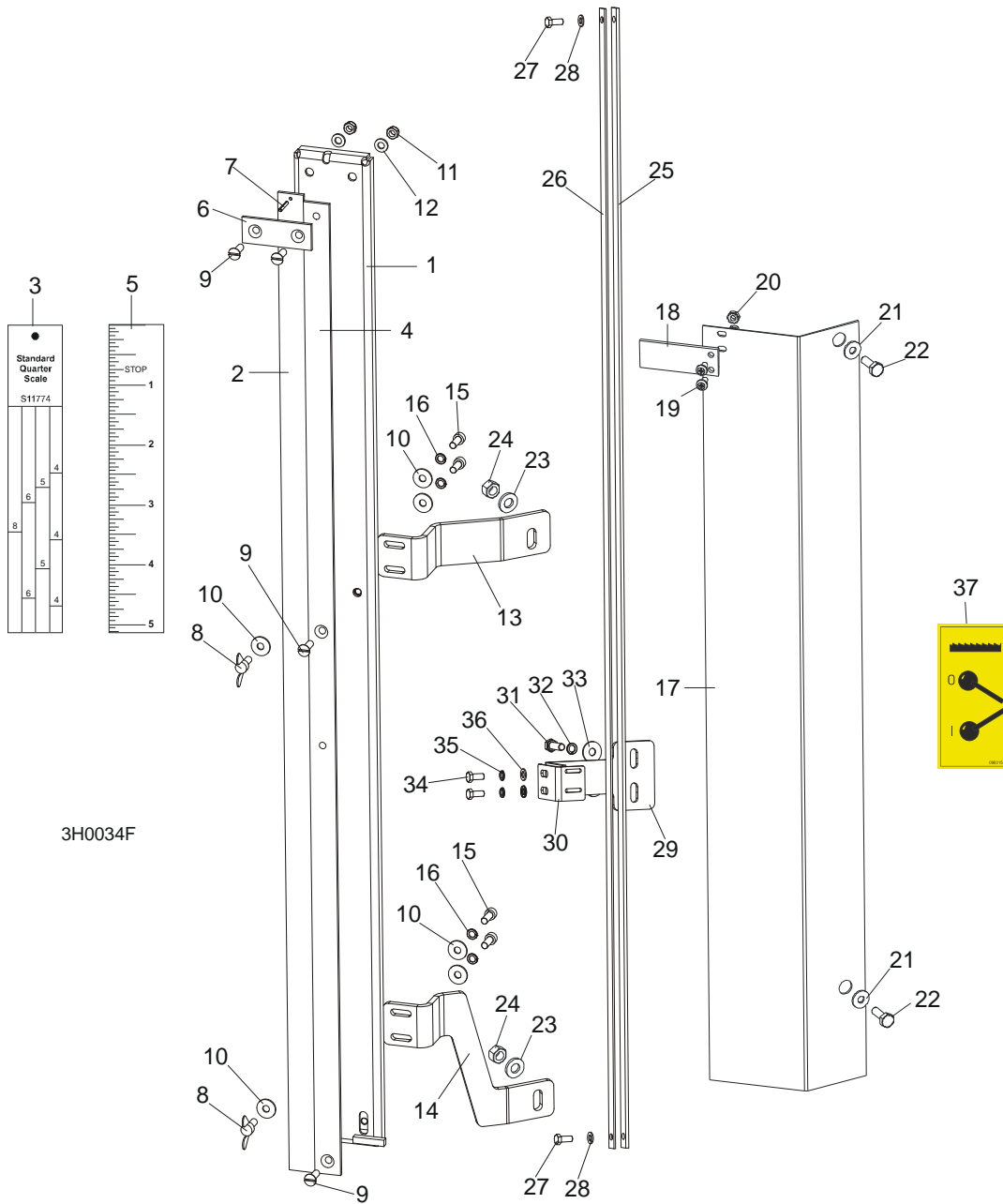
SECTION 6 UP/DOWN SYSTEM

6.1 Saw Head V-Brace Mount



REF.	DESCRIPTION (◆ Indicates Parts Available In Assemblies Only)	PART #	QTY	
1	V-BRACE, SAW HEAD MOUNT	087125	1	
2	BOLT, M8X20-5.8-ZINC HEX HEAD	F81002-4	10	
	BOLT, M8X25-8.8-B-ZINC HEX HEAD	F81002-5	2	
3	PAD, PLASTIC SLIDE	M04096	6	
4	NUT, M8-8-B-ZINC HEX NYLON LOCK	F81032-2	12	
5	PLATE, V-BRACE WASHER	091247	2	
6	BOLT, M12X75-8.8-ZINC	F81004-21	4	
7	NUT, M12 - 8 NYLON LOCK	F81034-2	4	
8	BOLT, M10X70-8.8-ZINC HEX HEAD	F81003-20	2	
9	NUT, M10-8-B-ZINC HEX	F81033-3	4	
10	WASHER, 10.5 FLAT	F81055-1	4	
11	WASHER, 13 SPLIT LOCK ZINC	F81056-1	8	

6.2 Blade Height Scale

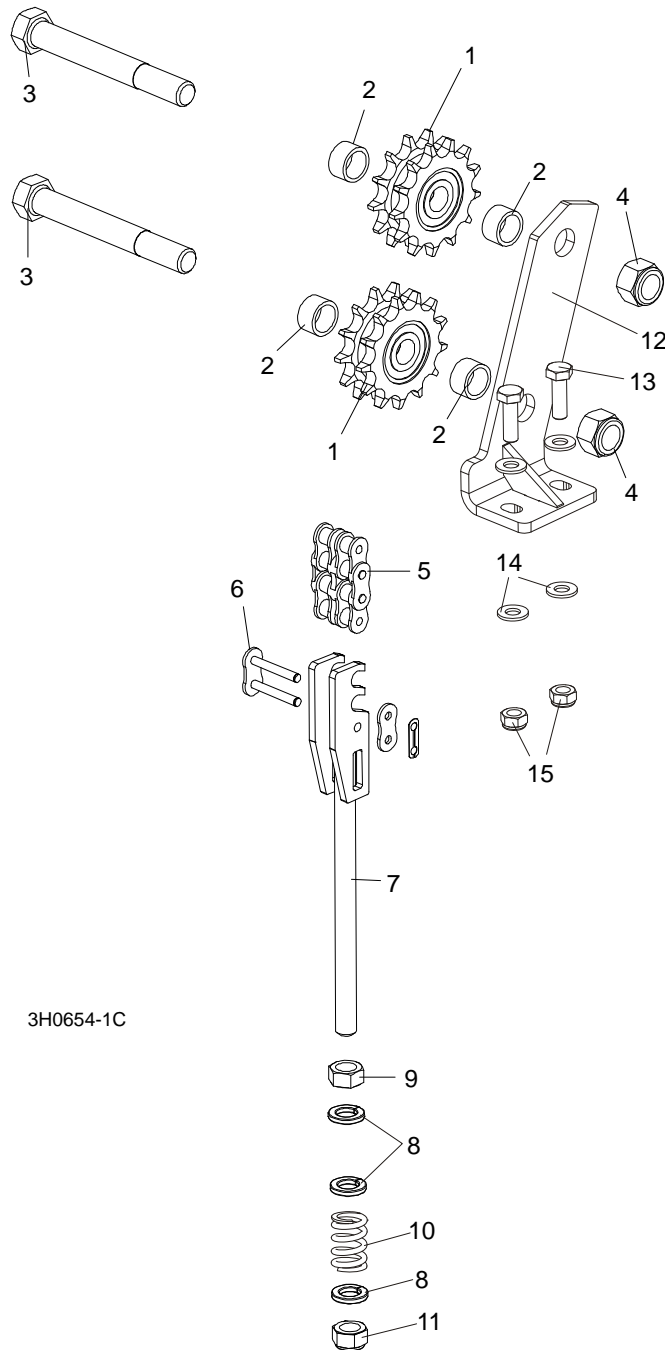


3H0034F

REF.	DESCRIPTION (◆ Indicates Parts Available In Assemblies Only)	PART #	QTY
	SCALE, BLADE HEIGHT W/SCANNER	098882	1
1	Bracket, Scale Mounting	098890-1	1
2	Scale, 35" Quarter	093342	1
3	Decal, 35" Standard Quarter Scale	090716	1
	Decal, 35" Grade Hardwood Quarter Scale	090717	1
4	Scale, 35" Inch	093341	1
5	Decal, 35" Inch	090709	1
6	Strap, Scale Hold-Down	093134	1
7	Pin, 3x20 Roll	F81044-5	1

8	Screw, M6x16 Wing	F81001-16	2	
9	Screw, M6x20- 4.8-B	F81001-31	4	
10	Washer, 6.5 Flat	F81053-11	7	
11	Nut, M6-8-B Hex Nylon Lock Zinc	F81031-2	2	
12	Washer, 6.4 Flat Zinc	F81053-1	2	
13	Bracket, Scale Upper	098880-1	1	
14	Bracket, Scale Lower	505618-1	1	
15	Screw, M6x16-8.8 Hex Socket Head Cap Zinc	F81001-21	4	
16	Washer, Z6.1 Split Lock Zinc	F81053-3	4	
	Pointer Assembly, Fixed Scale	A12023	1	
17	Bracket, Fixed Scale Pointer Mount	087044-1	1	◆
18	Indicator, Blade Height Scale	094821	1	
19	Screw, M4x25-8.8 Hex Socket Head Cap Zinc	F81011-43	2	
20	Nut, M4-B Hex Nylon Zinc Lock	F81029-1	2	
21	Washer, 6.5 Flat	F81053-11	2	
22	Bolt, M6x12-8.8 Hex Head Full Thread Zinc	F81001-7	2	
23	Washer, 8.4 Flat	F81054-1	2	
24	Nut, M8-8-B Hex Lock	F81032-2	2	
	MAGNETIC STRIP ASSY	097774	1	
	Bar with Magnetic Strip	098173-1	1	
25	Magnetic Strip MB320 (1m)	096014-1	1	
26	Bar, Magnetic Strip	098173	1	
27	Bolt, M5 X 12-8.8 Hex Head Full Thread Zinc	F81000-5	2	
28	Washer, 5.3 Flat Zinc	F81052-1	2	
	BRACKET, SENSOR COMPLETE	100620	1	
29	Bracket, Sensor	100599-1	1	
30	Bracket, Sensor	100619-1	1	
31	Bolt, M6x20-8.8 Hex Head Full Thread Zinc	F81001-2	2	
32	Washer, Z6.1 Split Lock Zinc	F81053-3	2	
33	Washer, 6.5 Flat Zinc	F81053-11	2	
34	Bolt, M5 X 12-5.8 Hex Head Full Thread Zinc	F81000-5	2	
35	Washer, 5.1 Split Lock Zinc	F81052-2	2	
36	Washer, 5.3 Flat Zinc	F81052-1	2	
	DECAL KIT, METRIC SCALE	K12064	1	
	Decal, Metric	S11711	1	
	Decal, Metric 16-40mm	P12040-1	1	
	Decal, Metric 45-63mm	P12040-2	1	
37	DECAL, CLUTCH HANDLE OPERATION, PICTOGRAM	096315	1	

6.3 Up/Down Chain & Sprockets

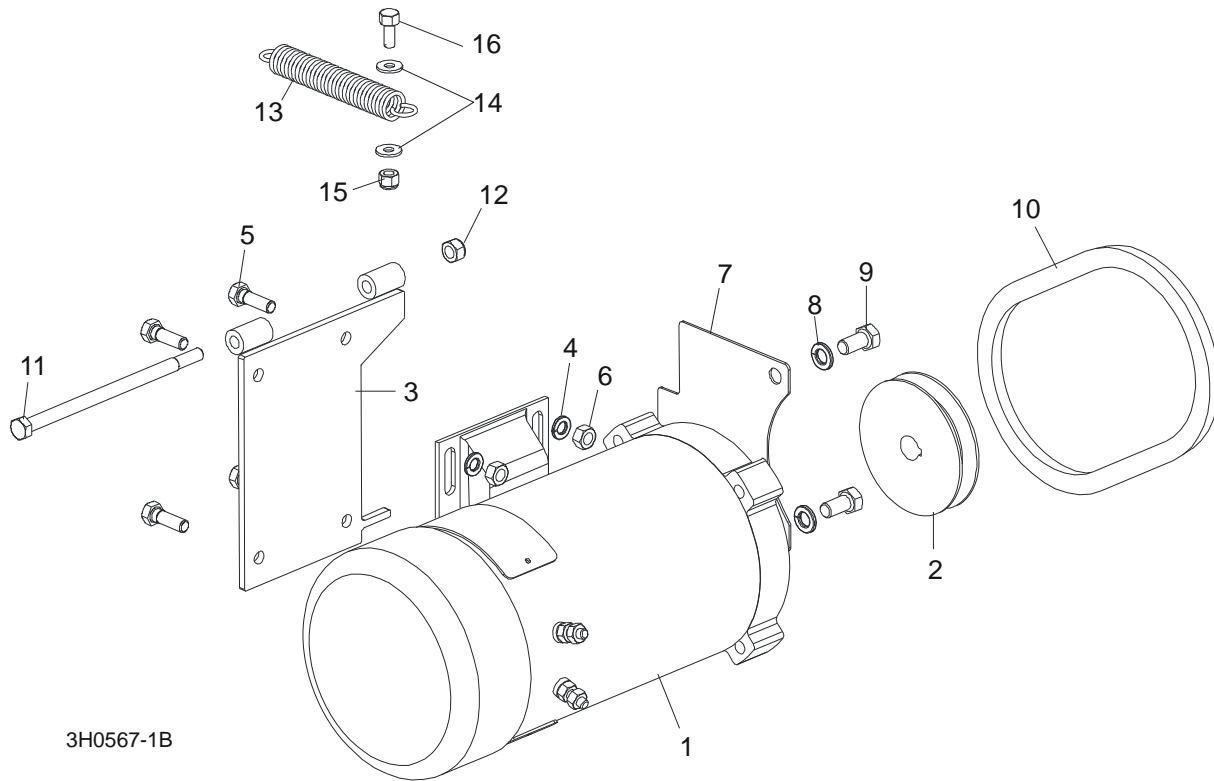


3H0654-1C

REF.	DESCRIPTION (◆ Indicates Parts Available In Assemblies Only)	PART #	QTY
	SPROCKET KIT, UP/DOWN IDLER #50-2	016020	1
1	Sprocket, Up/Down Idler '98	016019	2
2	Washer, Sprocket Spacer	095927-1	4
	Instruction Sheet, Up/Down Idler Retrofit	016020-541	1
3	BOLT, 5/8-11 X 5" HEX HEAD GRADE 2	F05009-6	2
4	NUT, 5/8-11 HEX NYLON LOCK	F05010-34	2
	CHAIN, IWIS 10B-2, COMPLETE	518534	1

5	Chain, IWIS 10B-2-121 Links, DIN 8187-1	518535	1	
6	Link, 10B-2, DIN 8187-1 Master	518536	1	
	TENSIONER ASSEMBLY, UP/DOWN CHAIN	094283	1	
7	Bracket, Up/Down Chain Tensioner	094281-1	1	◆
8	Washer, 13 Flat Zinc	F81056-1	3	
9	Nut, M12-8-B Hex	F81034-1	1	
10	Spring, 14x30x3.2	090797	1	
11	Nut, M12-8 Hex Nylon Zinc Lock	F81034-2	1	
12	PLATE, UP/DOWN SPROCKET - COMPLETE	507026-1	1	
13	BOLT, M8X25-8.8-B HEX HEAD FULL THREAD	F81002-5	2	
14	WASHER, 8.4 FLAT ZINC	F81054-1	4	
15	NUT, M8-8-B HEX NYLON LOCK ZINC	F81032-2	2	

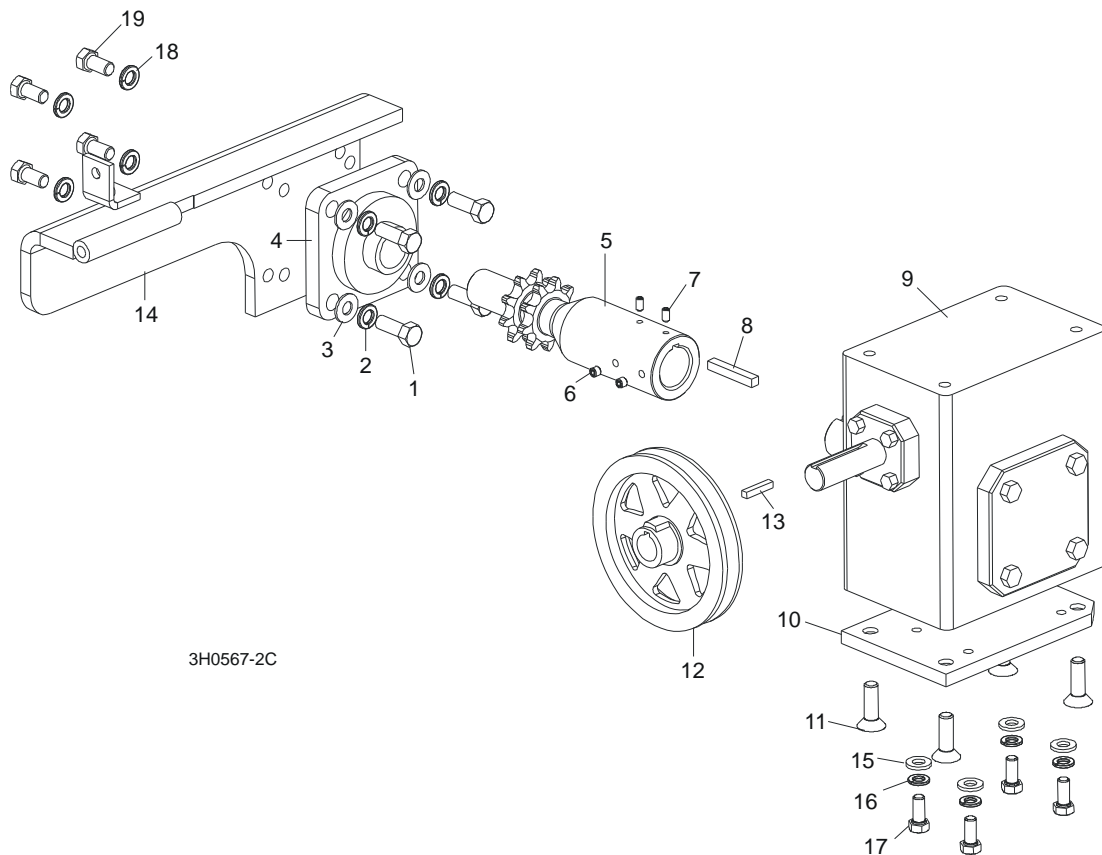
6.4 Up/Down Motor Assembly, LT40 Series



3H0567-1B

REF.	DESCRIPTION (◆ Indicates Parts Available In Assemblies Only)	PART #	QTY
	UP/DOWN MOTOR ASSEMBLY	092818	1
1	Motor, 3/4 HP Electric	015174	1
	Brush Kit, Power Feed Motor (Includes 2 Brushes and 2 Springs)	024167	1
	Fan, 3/4 HP Leeson Motor Replacement	016087	1
	Brake, HPS 10.84 230VAC LT40	083607	1
2	Pulley, AK28 x 5/8"	033852	1
3	Bracket Wldmt, Up/Down Motor	095738-1	1
4	Washer, 8.4 Flat Zinc	F81054-1	4
5	Bolt, M8x20-8.8-B Hex Head Full Thread Zinc	F81002-4	4
6	Nut, M8-8-B Hex Nylon Lock Zinc	F81032-2	4
7	Guard, Up/Down Sprocket	095739-1	1
8	Washer, 10.2 Split Lock	F81055-2	2
9	Bolt, 3/8-16 x 3/4" Hex Head	F05007-27	2
10	BELT, 4L245	038459	1
11	BOLT, M8X160-8.8-B ZINC	F81002-22	1
12	NUT, M8-8-B NYLON LOCK HEX ZINC	F81032-2	1
13	SPRING, .75" X 5" X .095" EXTENSION	015569	1
14	WASHER, 6.5 FLAT ZINC	F81053-11	2
15	NUT, M6-8-B NYLON LOCK HEX ZINC	F81031-2	2
16	BOLT, M6x25-8.8 ZINC	F81001-20	1

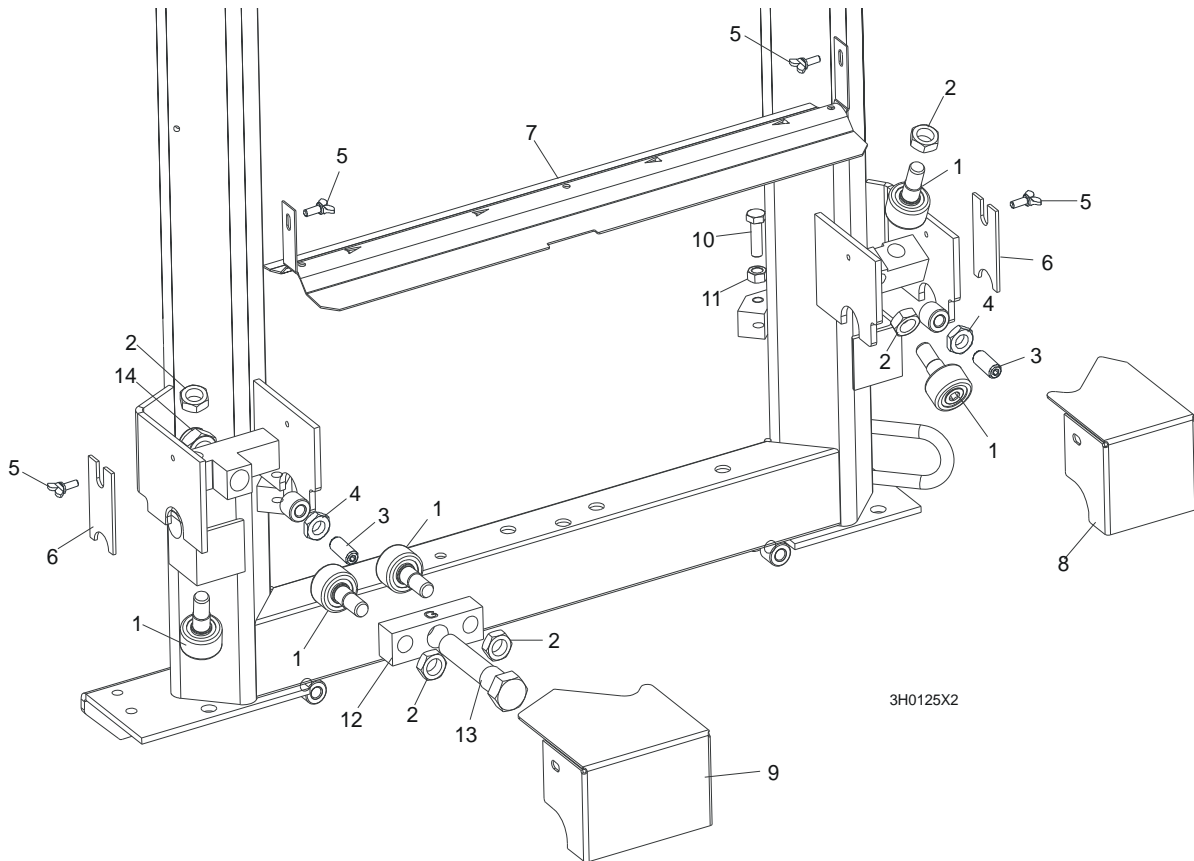
6.5 Up/Down Drive Assembly, LT40 Series



REF.	DESCRIPTION (◆ Indicates Parts Available In Assemblies Only)	PART #	QTY
	UP/DOWN DRIVE ASSEMBLY	092817	1
1	Bolt, 3/8-16 x 1" Hex Head	F05007-7	4
2	Washer, 10.2 Split Lock	F81055-2	4
3	Washer, 10.5 Flat	F81055-1	4
4	Bearing, Flanged Up/Down	014090	1
5	Shaft, Up/Down Sprocket	092816-1	1
6	Screw, M8 x 8-33H	F81014-1	2
7	Screw, M8 x 8-33H	F81014-1	2
8	Key, 1/4" Square x 1 11/16" Long	S04124	1
9	Reducer, Gear Box	518041	1
10	Plate, Gear Box Spacer	095894-1	1
11	Bolt, 3/8-16 x 1" Flat Socket Head	F05007-110	4
12	Pulley, Up/Down	015256	1
13	Key, 3/16" Square x 1" Long	S31027	1
14	Bracket Wldmt, Up/Down Bearing	095893-1	1
15	WASHER, 8.4 FLAT	F81054-1	8
16	WASHER, 8.2 SPLIT LOCK	F81054-4	4
17	BOLT, 5/16-18 X 1" HEX HEAD	F05006-5	4
18	WASHER, 10.5 SPLIT LOCK	F81055-1	4
19	BOLT, 3/8-16 X 3/4" HEX HEAD	F05007-27	4
	OIL, 8 OZ. MOBIL SHC634 BOTTLED SYNTHETIC GEAR	L04869-4	1

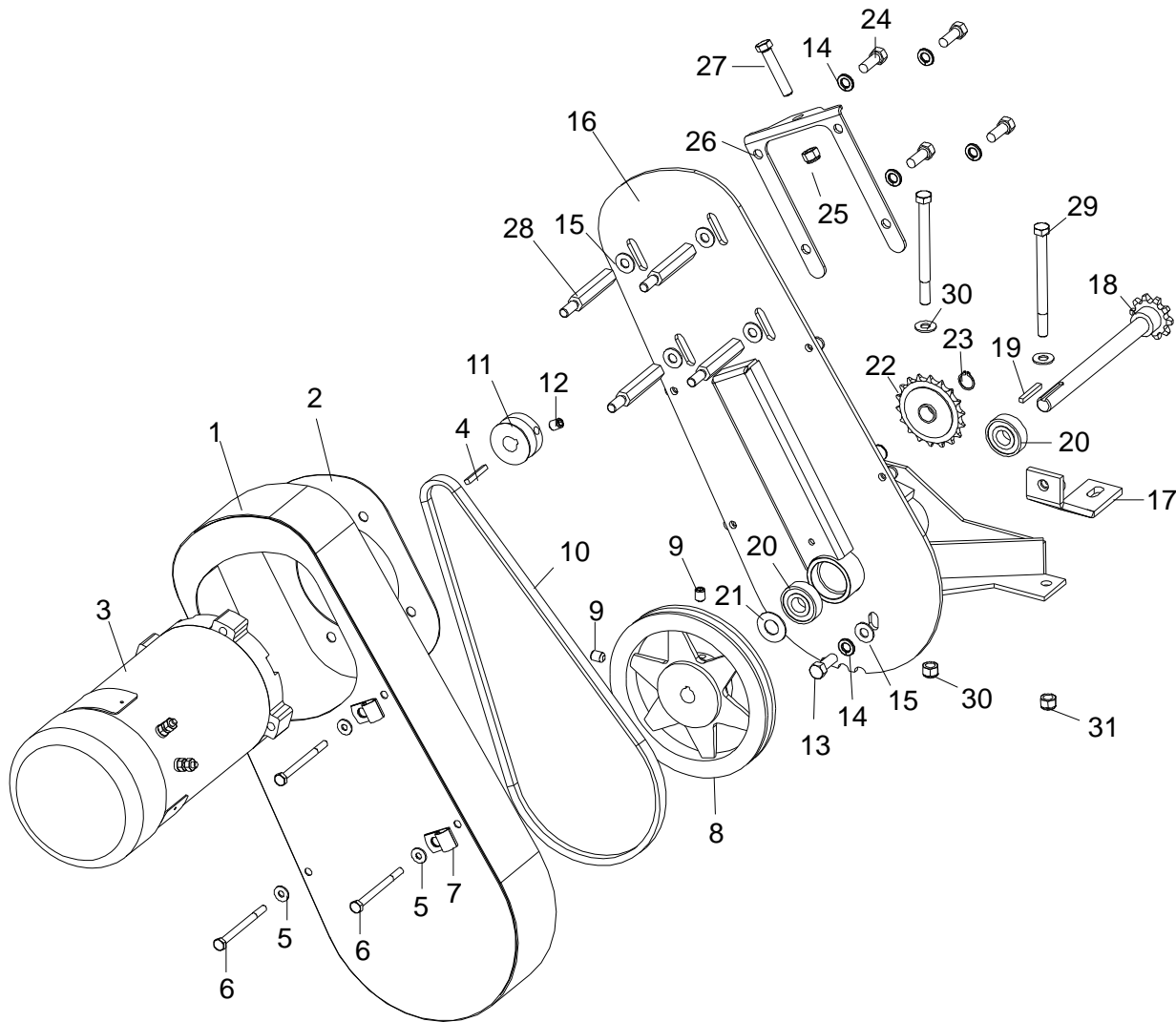
SECTION 7 POWER FEED & TRACK ROLLERS

7.1 Upper Track Rollers And Wipers



REF	DESCRIPTION (◆ Indicates Parts Available In Assemblies Only)	PART #	QTY.
1	ROLLER, TRACK CAM BEARING (MCGILL)	012797	5
2	NUT, 5/8-18 HEX JAM	F05010-11	5
3	SCREW, M12 X 30 OVAL POINT SET	F81004-14	2
4	NUT, M12-8-B HEX JAM	F81034-1	2
5	SCREW, M6 X 16 THUMB	F81001-16	4
6	WIPER, PLASTIC TRACK	M04113	2
7	COVER, LT40/70 MIDDLE TRACK - SERVICE	522292-S	1
	Cover, LT40/70 Middle Track	522292-1	1
	Strip, 3/16 X 2 X 23 Felt	S09915	1
8	HOUSING, UPPER TRACK ROLLER REAR	086913-1	1
9	HOUSING, UPPER TRACK ROLLER FRONT	086914-1	1
10	BOLT, M10 X 35-8.8 HEX HEAD	F81003-17	2
11	NUT, M10-8 HEX JAM	F81033-3	2
12	BRACKET, UPPER TRACK ROLLER	086859-1	1
13	BOLT, HEX HEAD	086911	1
14	NUT, M20-8 HEX	F81037-2	1

7.2 Power Feed Assembly



3H0619-2

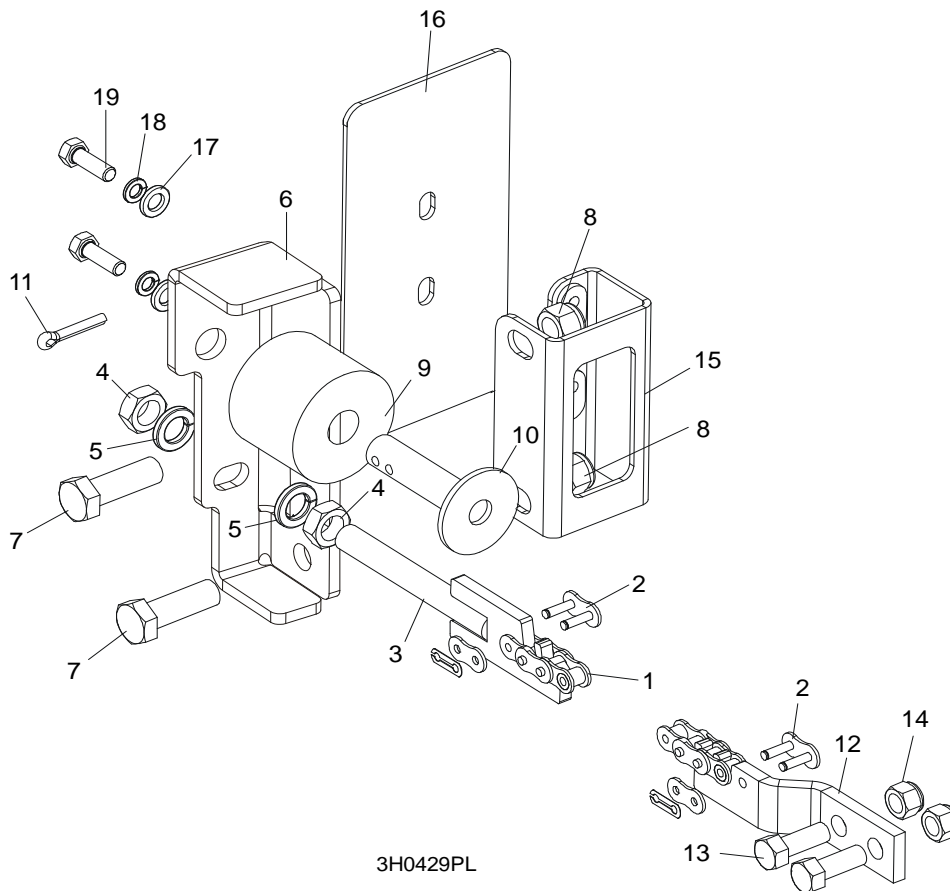
REF	DESCRIPTION (◆ Indicates Parts Available In Assemblies Only)	PART #	QTY.
	POWER FEED ASSEMBLY	015125	1
1	Cover Weldment, Top Power Feed	015126	1
2	Plate, Power Feed Motor	601628-1	1
3	Motor, 3/4HP Power Head Painted	024169	1
	Brush Kit, Leeson 3/4HP Motor (Includes 2 Brushes and 2 Springs)	024167	1
	Fan, 3/4 HP Leeson Motor Replacement	016087	1
4	Key, 3/16" Square x 1 3/8" Long	016109	1
5	Washer, 6.5 Flat	F81053-11	4
6	Bolt, M6x80 Hex Head Zinc	F81001-61	4
7	Clamp, 1/2" EMT Coated	P07584	2
8	Sheave, AK71 x 5/8" Power Feed (200ft./min.)	016088	1

7 Power Feed & Track Rollers

Power Feed Assembly

9	Screw, 5/16-18 x 3/4" Cup Point Set	F05006-32	2	
10	Belt, AX36 (200ft./min.)	016083	1	
11	Sheave, 1 3/4" Feed Motor	015135	1	
12	Screw, 3/8"-16 x 1/2" Cup Point Set	F05007-12	1	
13	Bolt, M10x25-8.8 Hex Head Zinc	F81003-11	1	
14	Washer, 10.2 Split Lock	F81055-2	5	
15	Washer, 10.5 Flat	F81055-1	5	
16	Bracket, Power Feed Mount	015162-1	1	
17	Brace Weldment, Power Feed Mounting	086554-1	1	
	Shaft Assembly, Power Feed with Key	016066	1	
18	Shaft Weldment, Power Feed	015129	1	◆
19	Key, 3/16" Square x 1 3/8" Long	016108	1	
20	Bearing, 6203 2RSP6-5/8 CX	095087	2	
21	Washer, 5/8" x 15/16" x .094" Nylon	F05011-19	1	
22	Sprocket, 40 Idler 18T 5/8" ID	P04333	1	
23	Ring, Z15 Outer Retaining	F81090-2	1	
24	Bolt, 3/8-16 x 3/4" Hex Head	F05007-27	4	
25	Nut, 3/8-16 Hex Nylon Lock	F05010-10	1	
26	Plate, Belt Tensioner	015134	1	
27	Bolt, 3/8-16 x 2" Full Thread Hex Head	F05007-16	1	
28	Spacer, Power Feed Motor	015136	4	
29	BOLT, 3/8-16 X 4 1/2" HEX HEAD	F05007-35	2	
30	WASHER, 10.5 FLAT	F81055-1	4	
31	NUT, 3/8-16 HEX NYLON LOCK	F05010-10	2	

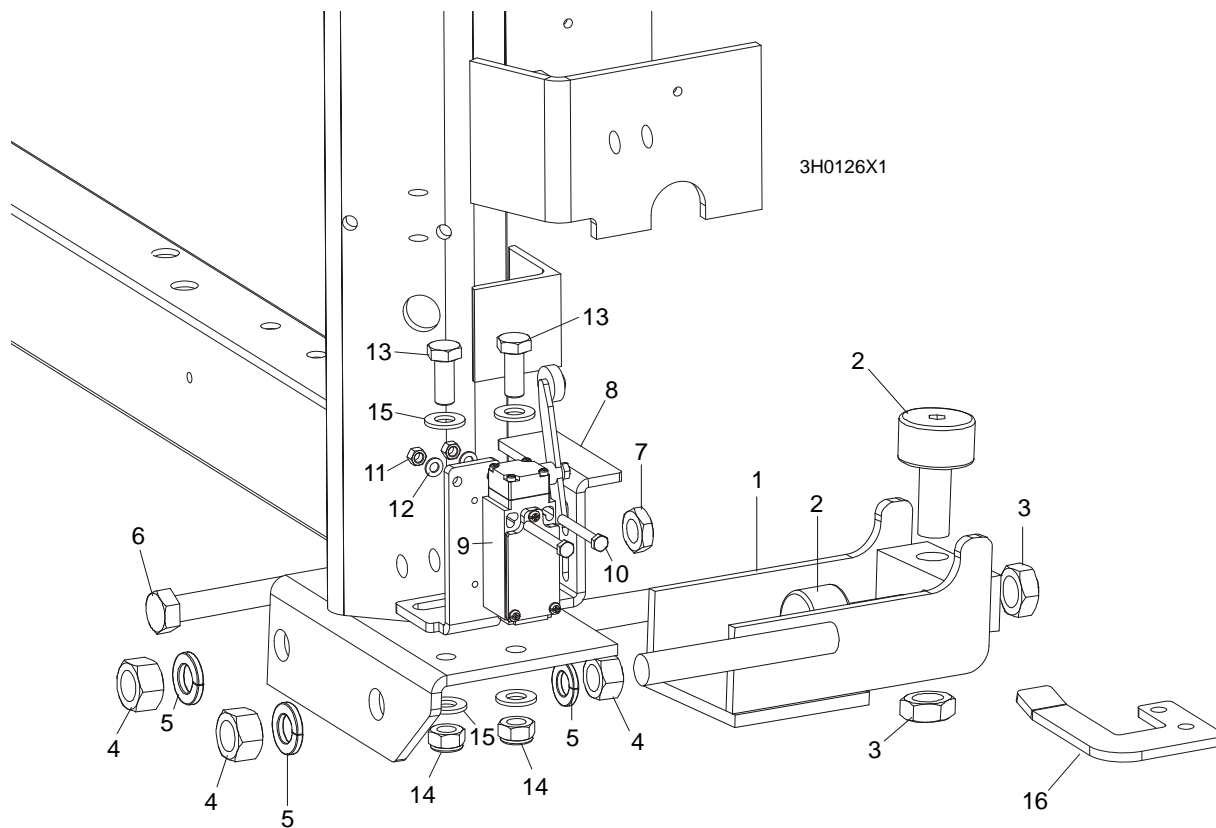
7.3 Feed Chain/Stop, LT40 Series



3H0429PL

REF	DESCRIPTION (◆ Indicates Parts Available In Assemblies Only)	PART #	QTY.
1	CHAIN #40 ROLLER 367.5"	090445	1
2	LINK, #40 MASTER	P04200	2
3	TENSIONER WELDMENT, POWER FEED CHAIN	086818-1	1
4	NUT, M12-5 HEX JAM	F81034-4	2
5	WASHER, 12.2 SPLIT LOCK	F81056-2	2
6	BRACKET, FEED CHAIN REAR MOUNT	087628-1	1
7	BOLT, M12 X 40 8.8 HEX HEAD GRADE 5	F81004-4	2
8	NUT, M12-8 HEX NYLON LOCK	F81034-2	2
	STOP KIT, RUBBER CARRIAGE	K09630	2
9	Stop, Rubber Carriage	P12165	1
10	Pin, Rubber Carriage Stop	086182-1	1
11	Pin, 3/16" X 1" Cotter	F05012-21	1
12	BRACKET, FRONT FEED CHAIN MOUNT	095733-1	1
13	BOLT, M10x25 8.8 HEX HEAD	F81003-31	2
14	NUT, M10-8-B HEX NYLON LOCK	F81033-1	2
15	BRACKET WELDMENT, REAR MAIN TUBE COVER MOUNT	087105-1	1
16	COVER, REAR MAIN TUBE	015023	1
17	WASHER, 8.4 FLAT	F81054-1	2
18	WASHER, 8.2 SPLIT LOCK	F81054-4	2
19	BOLT, M8x25-8.8 HEX HEAD	F81002-5	2

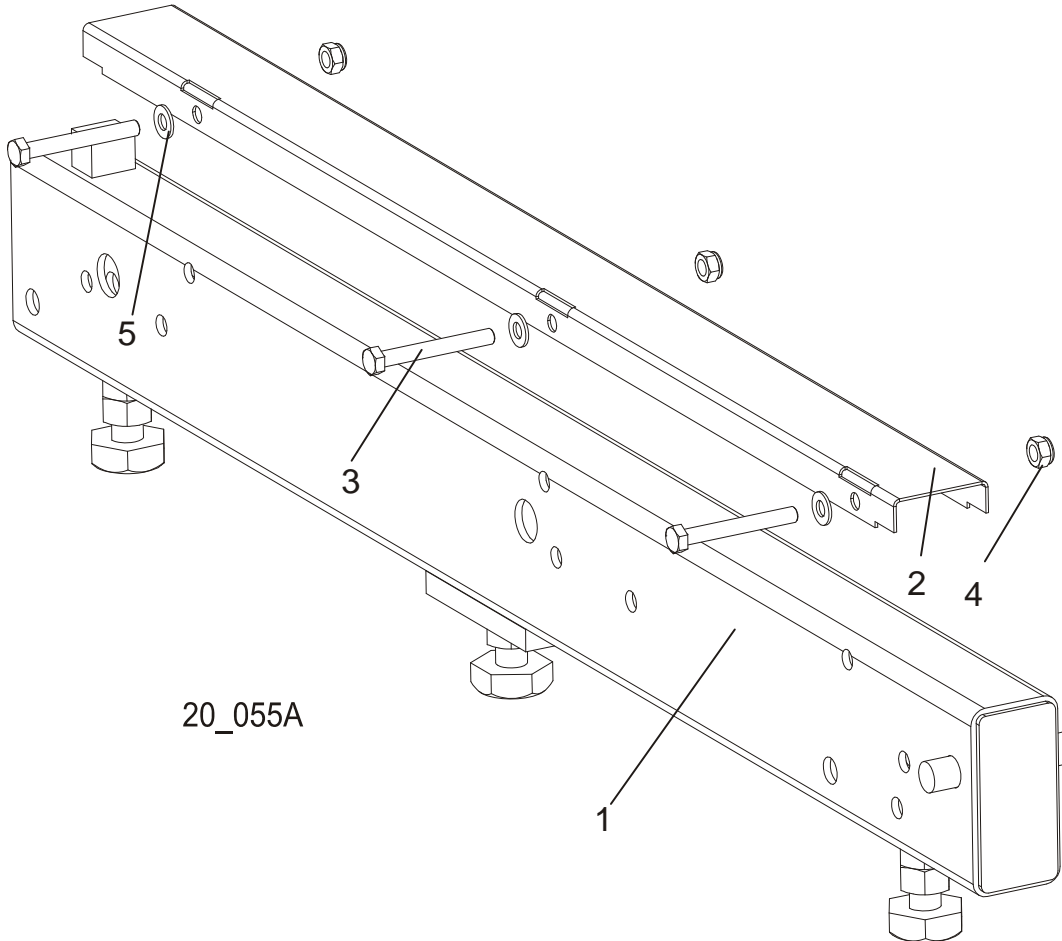
7.4 Lower Track Rollers



REF	DESCRIPTION (◆ Indicates Parts Available In Assemblies Only)	PART #	QTY.
	ROLLER ASSEMBLY, LOWER TRACK	098741	2
1	Bracket, Lower Track Roller Mounting	098740-1	1
2	Roller, Track Cam Bearing (McGill)	012797	2
3	Nut, 5/8-18 Hex Jam	F05010-11	2
4	Nut, M16-5.8 Hex Zinc	F81036-1	4
5	Washer, 16.3 Split Lock	F81058-2	4
6	BOLT, M12 X 55-8.8 HEX HEAD FULL THREAD	F81004-12	2
7	NUT, M12-8-B HEX JAM	F81034-1	2
8	BRACKET, POWER SUPPLY STRIP AND LIMIT SWITCH	086380-1	1
9	SWITCH, GLCB01A2B LIMIT	086469	1
10	BOLT, M5 X 40 8.8 HEX HEAD	F81000-11	2
11	NUT, M5-8 HEX ZINC	F81030-1	2
12	WASHER, 5.3 FLAT	F81052-1	2
13	BOLT, M10 X 25 8.8 HEX HEAD FULL THREAD ZINC	F81003-11	2
14	NUT, M10-8-B HEX NYLON ZINC LOCK	F81033-1	2
15	WASHER, 10.5 FLAT	F81055-1	2
16	BRACKET, LIMIT SWITCH	091852-1	1

SECTION 8 BED FRAME ASSEMBLY

8.1 Bed Rail Assembly (L Type Frame)

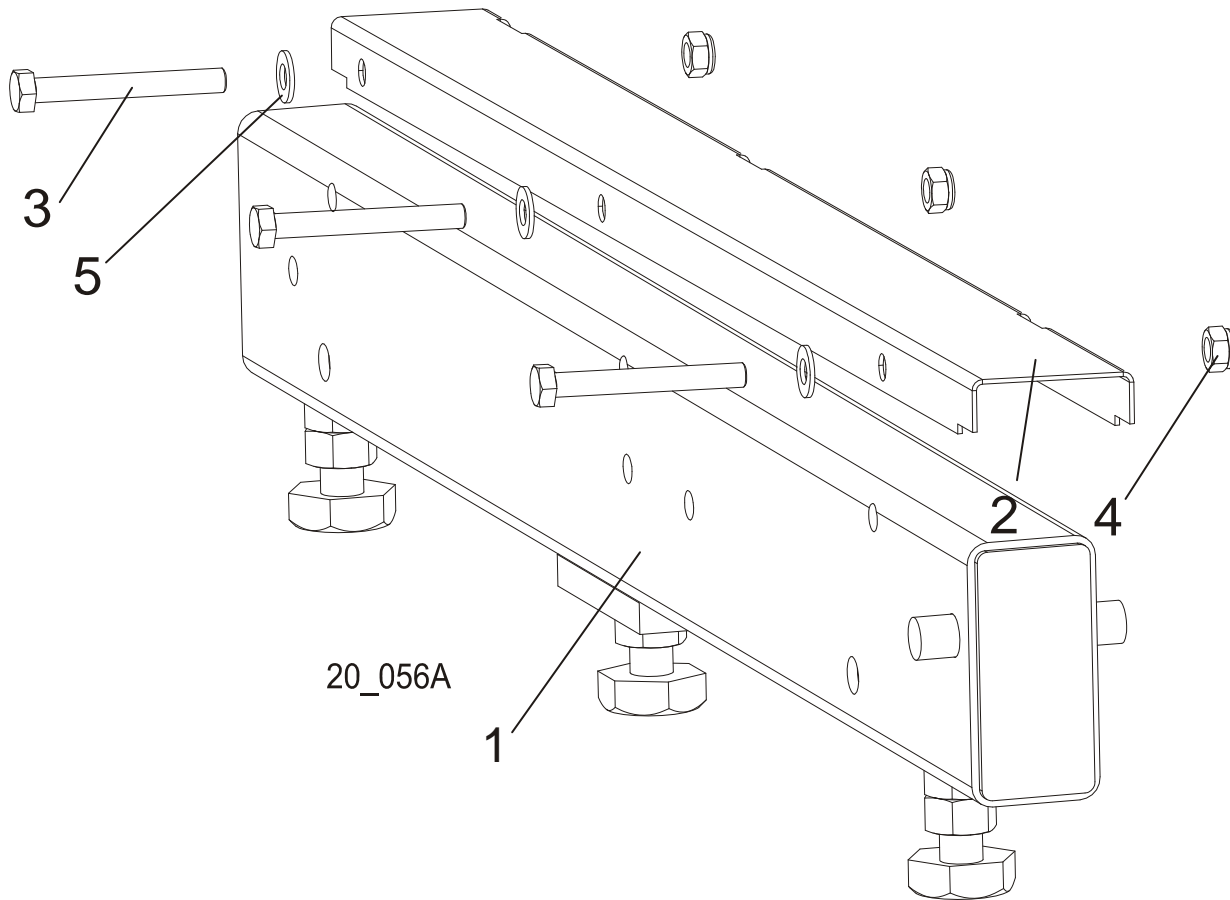


REF	DESCRIPTION (◆ indicates parts available in assemblies only)	PART #	QTY
1	RAIL, ADJUSTABLE BED	089385	1
2	COVER, BED RAIL	099124	1
3	BOLT, M8X65 5.8 HEX HEAD ZINC	F81002-3	3
4	NUT, M8-8-B HEX NYLON ZINC LOCK	F81032-2	3
5	WASHER, 8.4 FLAT ZINC	F81054-1	3

8 BED FRAME ASSEMBLY

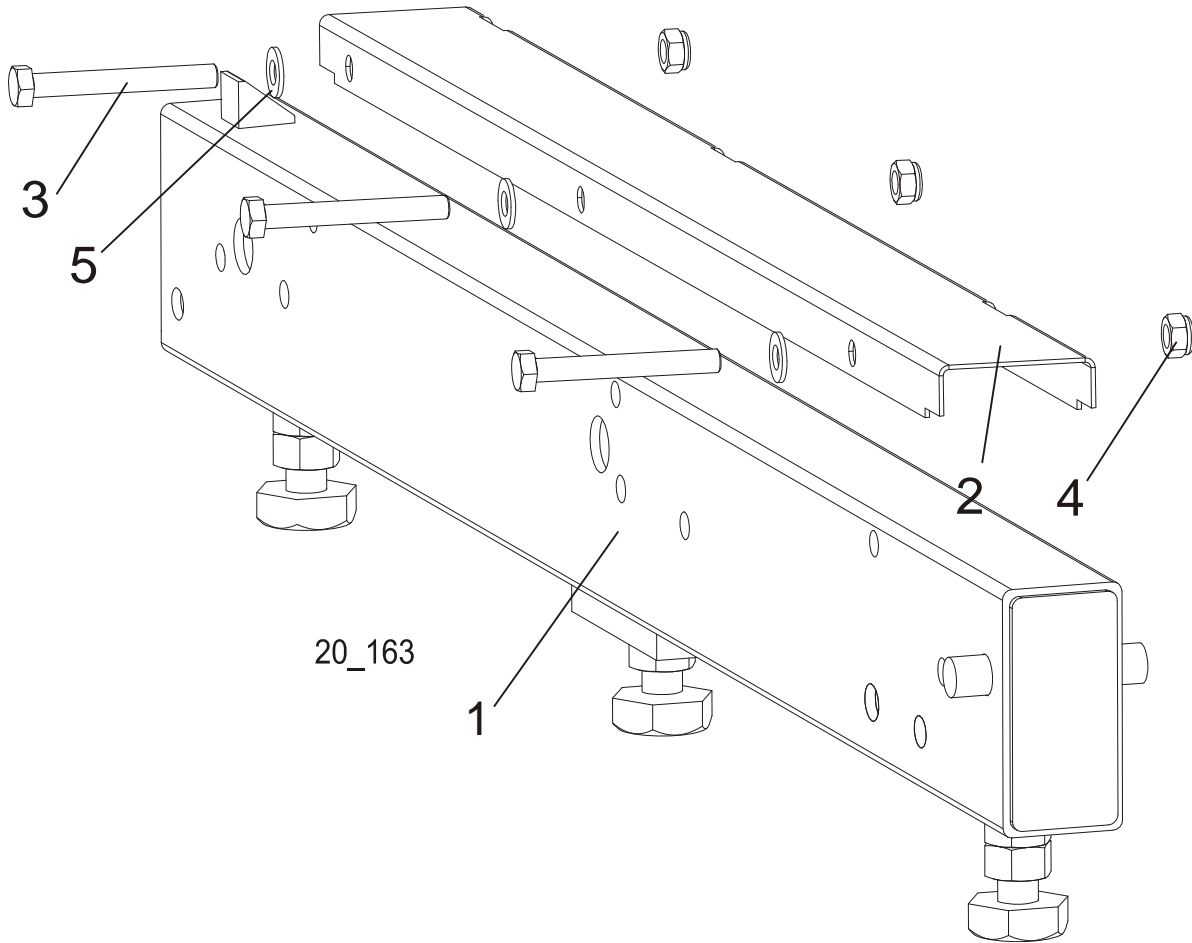
Bed Rail Assembly (L Type Frame)

8.2 Bed Rail Assembly (L Type Frame)



REF	DESCRIPTION (◆ indicates parts available in assemblies only)	PART #	QTY
1	RAIL WELDMENT, ADJUSTABLE SHORT BED	089386	1
2	COVER, BED RAIL	099124	1
3	BOLT, M8X65 5.8 HEX HEAD ZINC	F81002-3	3
4	NUT, M8-8-B HEX NYLON ZINC LOCK	F81032-2	3
5	WASHER, 8.4 FLAT ZINC	F81054-1	3

8.3 Bed Rail Assembly (L Type Frame)

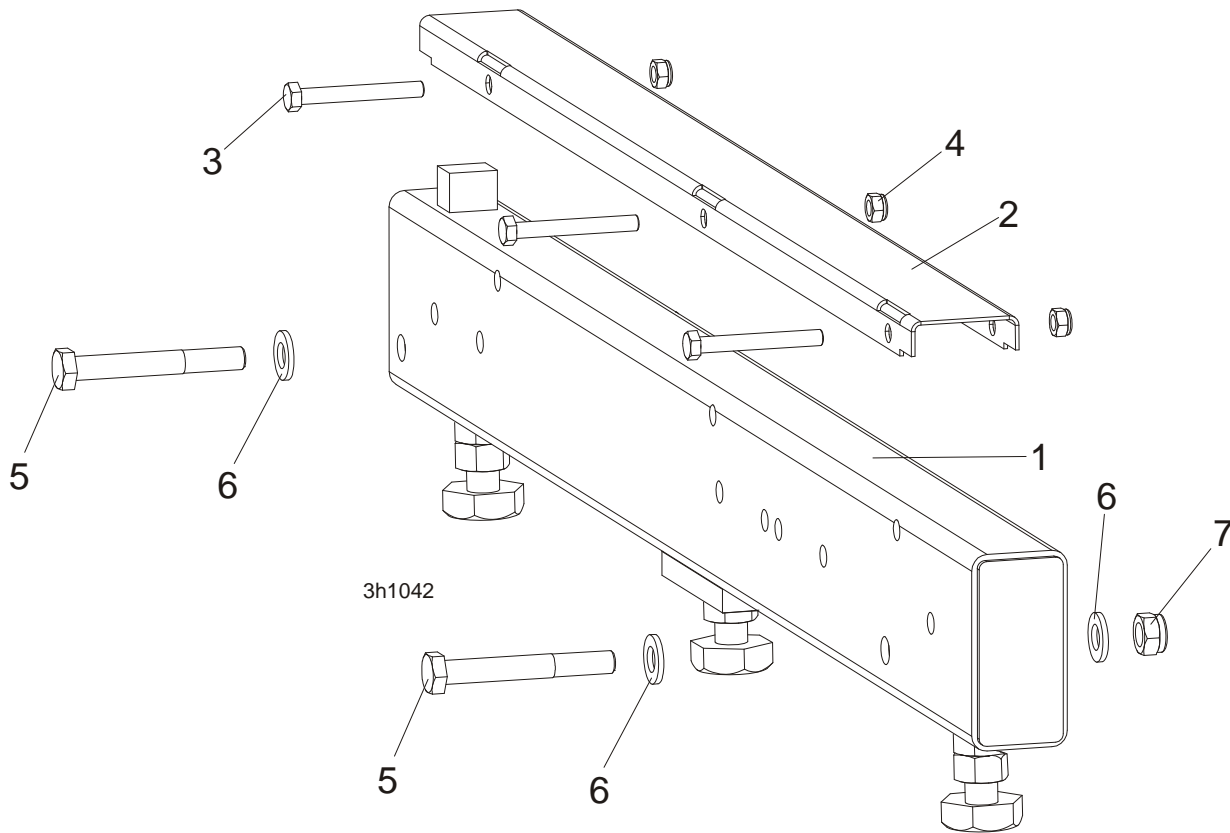


REF	DESCRIPTION (◆ indicates parts available in assemblies only)	PART #	QTY
1	RAIL, 1 RAY "L" BED	100680	1
2	COVER, BED RAIL	099124	1
3	BOLT, M8X65 5.8 HEX HEAD ZINC	F81002-3	3
4	NUT, M8-8-B HEX NYLON ZINC LOCK	F81032-2	3
5	WASHER, 8.4 FLAT ZINC	F81054-1	3

8 BED FRAME ASSEMBLY

Bed Rail Assembly (L Type Frame)

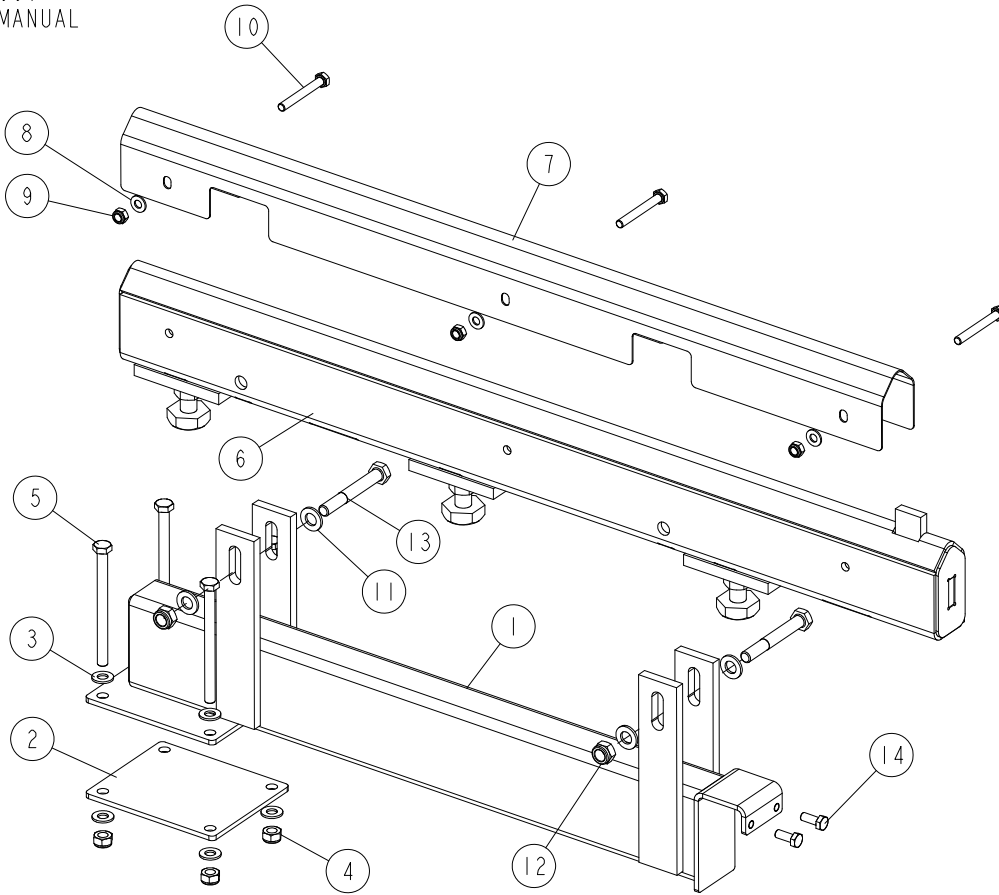
8.4 Bed Rail Assembly (L Type Frame)



REF	DESCRIPTION (◆ indicates parts available in assemblies only)	PART #	QTY
1	BED RAILS FOR "M" PORTABLE FRAME	096993	1
2	COVER, BED RAIL	099124	1
3	BOLT, M8X65 5.8 HEX HEAD ZINC	F81002-3	3
4	NUT, M8-8-B HEX NYLON ZINC LOCK	F81032-2	3
5	BOLT, M12x90-8.8 HEX HEAD ZINC	F81004-2	2
6	WASHER, 13 FLAT ZINC	F81056-1	4
7	NUT, M12 8 HEX NYLON ZINC LOCK	F81034-2	2

8.5 Additional Angled Bed Rail (Long) - Complete

545592_001
545592_MANUAL



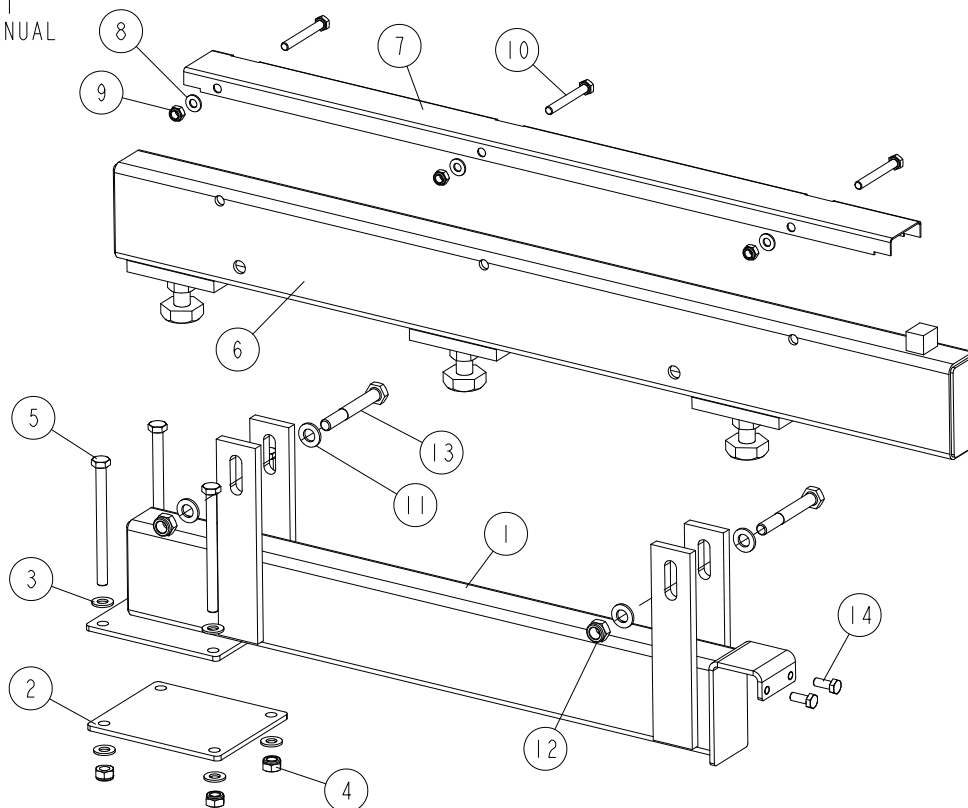
REF.	DESCRIPTION (◆ Indicates Parts Available in Assemblies Only)	PART #	QTY
-	ADDITIONAL ANGLED BED RAIL (LONG) - COMPLETE	545592	1
1	SUPPORT, ADDITIONAL BED RAIL	545591-1	1
2	PLATE, MOUNT	087055-1	1
3	WASHER, 10.5 FLAT ZINC	F81055-1	8
4	NUT, M10-8-B HEX NYLON ZINC LOCK	F81033-1	4
5	BOLT, M10X125 8.8 HEX HEAD ZINC	F81003-18	4
6	TUBE, ADDITIONAL BED RAIL	545589-1	1
7	COVER, ADDITIONAL BED RAIL	545594	1
8	WASHER, 8.4 FLAT ZINC F81054-1 16	F81054-1	3
9	NUT, M8-8-B HEX NYLON ZINC LOCK	F81032-2	3
10	BOLT, M8X65 8.8 HEX HEAD FULL THREAD ZINC	F81002-9	3
11	WASHER, 13 FLAT ZINC	F81056-1	4
12	NUT, M12 8 HEX NYLON ZINC LOCK	F81034-2	2
13	BOLT, M12X90 8.8 HEX HEAD ZINC	F81004-2	2
14	BOLT, M8 X 20-8.8-B HEX HEAD FULL THREAD ZINC	F81002-4	2

8 BED FRAME ASSEMBLY

Additional Flat Bed Rail (Long) - Complete

8.6 Additional Flat Bed Rail (Long) - Complete

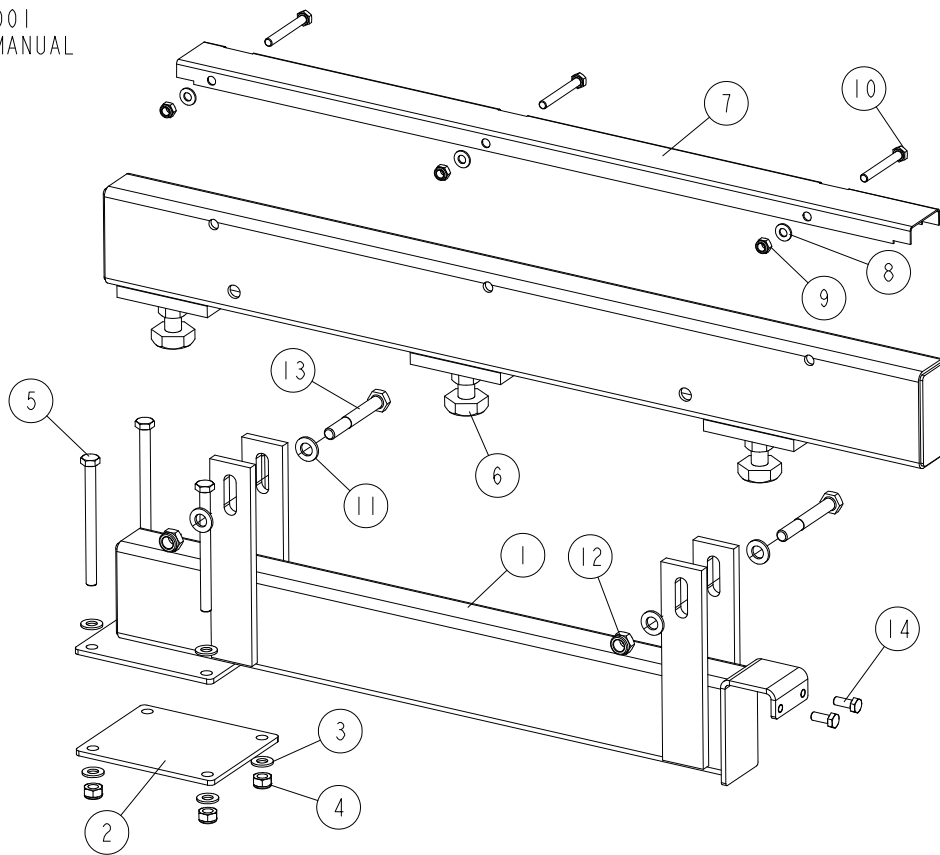
545597_001
545597_MANUAL



REF.	DESCRIPTION (◆ Indicates Parts Available in Assemblies Only)	PART #	QTY
-	ADDITIONAL FLAT BED RAIL (LONG) - COMPLETE	545597	1
1	SUPPORT, ADDITIONAL BED RAIL	545591-1	1
2	PLATE, MOUNT	087055-1	1
3	WASHER, 10.5 FLAT ZINC	F81055-1	8
4	NUT, M10-8-B HEX NYLON ZINC LOCK	F81033-1	4
5	BOLT, M10X125 8.8 HEX HEAD ZINC	F81003-18	4
6	TUBE, ADDITIONAL BED RAIL	545595-1	1
7	COVER, ADDITIONAL BED RAIL	099124	1
8	WASHER, 8.4 FLAT ZINC F81054-1 16	F81054-1	3
9	NUT, M8-8-B HEX NYLON ZINC LOCK	F81032-2	3
10	BOLT, M8X65 8.8 HEX HEAD FULL THREAD ZINC	F81002-9	3
11	WASHER, 13 FLAT ZINC	F81056-1	4
12	NUT, M12 8 HEX NYLON ZINC LOCK	F81034-2	2
13	BOLT, M12X90 8.8 HEX HEAD ZINC	F81004-2	2
14	BOLT, M8 X 20-8.8-B HEX HEAD FULL THREAD ZINC	F81002-4	2

8.7 Additional Flat Bed Rail (Short) - Complete

545645_001
545645_MANUAL



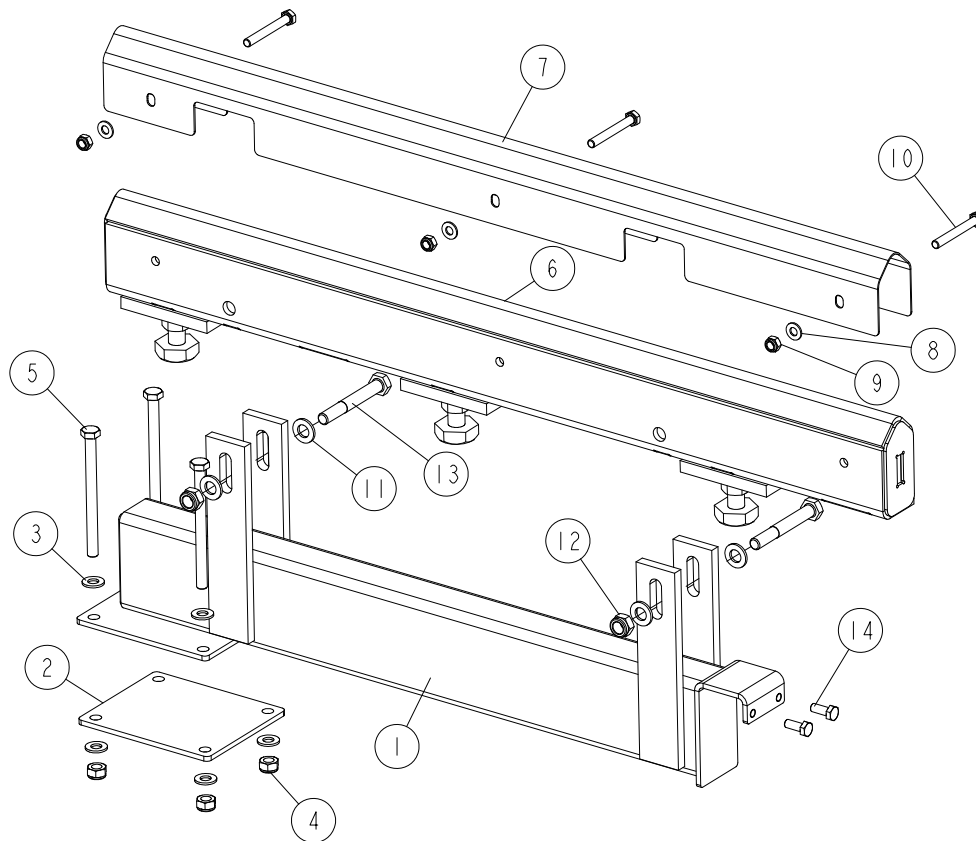
REF.	DESCRIPTION (◆ Indicates Parts Available in Assemblies Only)	PART #	QTY
-	ADDITIONAL FLAT BED RAIL (SHORT) - COMPLETE	545645	1
1	SUPPORT, ADDITIONAL BED RAIL	545591-1	1
2	PLATE, MOUNT	087055-1	1
3	WASHER, 10.5 FLAT ZINC	F81055-1	8
4	NUT, M10-8-B HEX NYLON ZINC LOCK	F81033-1	4
5	BOLT, M10X125 8.8 HEX HEAD ZINC	F81003-18	4
6	TUBE, ADDITIONAL BED RAIL	545643-1	1
7	COVER, ADDITIONAL BED RAIL	099124	1
8	WASHER, 8.4 FLAT ZINC F81054-1 16	F81054-1	3
9	NUT, M8-8-B HEX NYLON ZINC LOCK	F81032-2	3
10	BOLT, M8X65 8.8 HEX HEAD FULL THREAD ZINC	F81002-9	3
11	WASHER, 13 FLAT ZINC	F81056-1	4
12	NUT, M12 8 HEX NYLON ZINC LOCK	F81034-2	2
13	BOLT, M12X90 8.8 HEX HEAD ZINC	F81004-2	2
14	BOLT, M8 X 20-8.8-B HEX HEAD FULL THREAD ZINC	F81002-4	2

8 BED FRAME ASSEMBLY

Additional Angled Bed Rail (Short) - Complete

8.8 Additional Angled Bed Rail (Short) - Complete

545632_001
545632_MANUAL



REF.	DESCRIPTION (◆ Indicates Parts Available in Assemblies Only)	PART #	QTY
-	ADDITIONAL ANGLED BED RAIL (SHORT) - COMPLETE	545632	1
1	SUPPORT, ADDITIONAL BED RAIL	545591-1	1
2	PLATE, MOUNT	087055-1	1
3	WASHER, 10.5 FLAT ZINC	F81055-1	8
4	NUT, M10-8-B HEX NYLON ZINC LOCK	F81033-1	4
5	BOLT, M10X125 8.8 HEX HEAD ZINC	F81003-18	4
6	TUBE, ADDITIONAL BED RAIL	545630-1	1
7	COVER, ADDITIONAL BED RAIL	545594	1
8	WASHER, 8.4 FLAT ZINC F81054-1 16	F81054-1	3
9	NUT, M8-8-B HEX NYLON ZINC LOCK	F81032-2	3
10	BOLT, M8X65 8.8 HEX HEAD FULL THREAD ZINC	F81002-9	3
11	WASHER, 13 FLAT ZINC	F81056-1	4
12	NUT, M12 8 HEX NYLON ZINC LOCK	F81034-2	2
13	BOLT, M12X90 8.8 HEX HEAD ZINC	F81004-2	2
14	BOLT, M8 X 20-8.8-B HEX HEAD FULL THREAD ZINC	F81002-4	2

8.9 Stationary Legs

500531_001
 500531

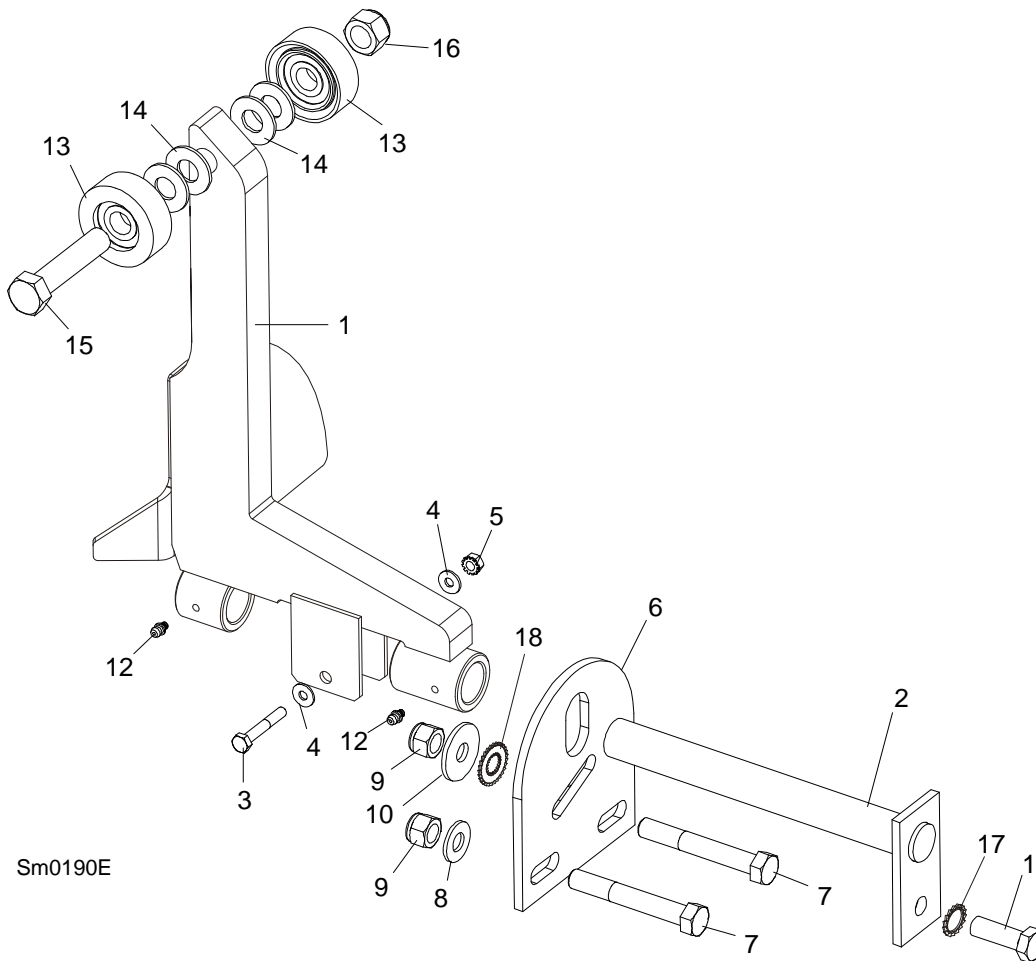


REF	DESCRIPTION (u indicates parts available in assemblies only)	PART #	QTY	
-	LEG KIT, "L" FRAME STATIONARY ADJUSTABLE	500531	1	
1	LEG, RIGHT ADJUSTABLE STATIONARY	501640	3	
2	LEG, LEFT STATIONARY ADJUSTABLE	501639	6	
3	LEG, MIDDLE ADJUSTABLE STATIONARY	501637	4	
4	COVER ASSEMBLY, MAIN TUBE	093052	1	
5	BOLT, M10X125 8.8 HEX HEAD ZINC	F81003-18	2	
6	BOLT, M12X130-8.8 HEX HEAD ZINC	F81004-36	2	
7	LEG, OUTRIGGER STATIONARY	505766	1	
8	LEG, FRONT ADJUSTABLE STATIONARY	589525	1	

8 BED FRAME ASSEMBLY

Log Side Support (Manual)

8.10 Log Side Support (Manual)

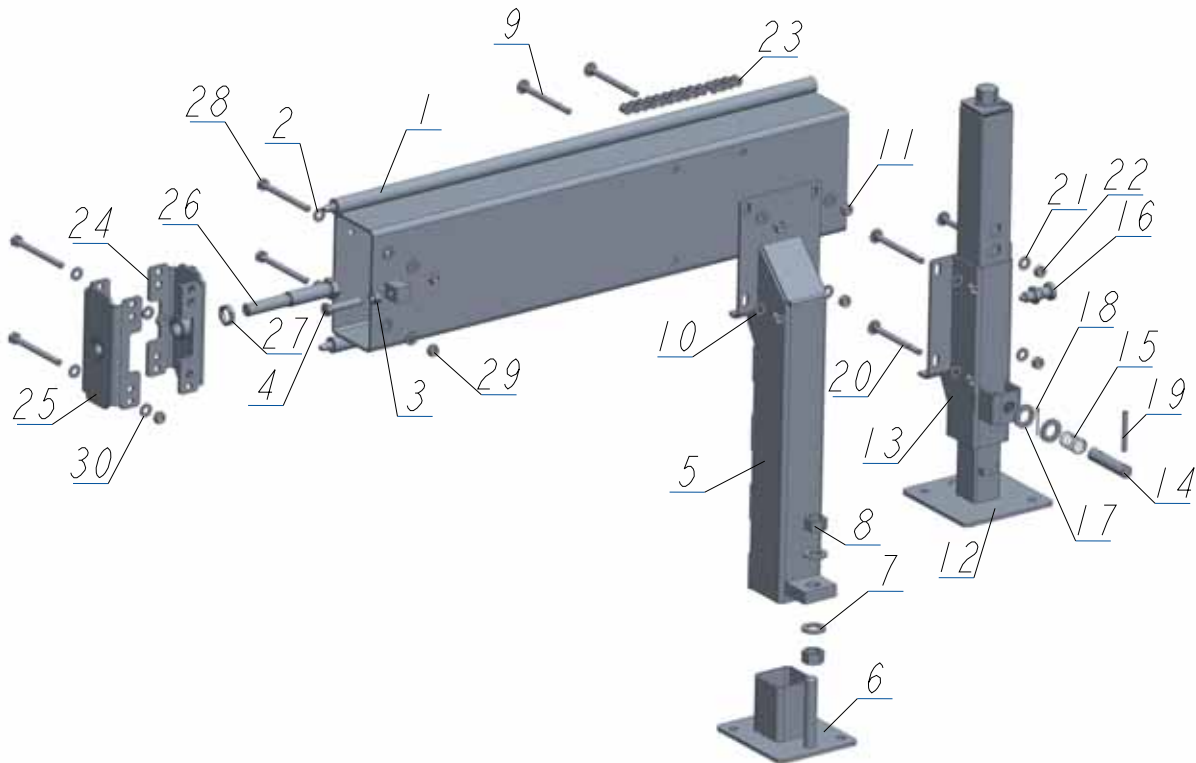


Sm0190E

REF.	DESCRIPTION (◆ Indicates Parts Available in Assemblies Only)	PART #	QTY
1	SUPPORT, LOG SIDE W/GUARD	099785-1	1
2	PIN, LOG SIDE SUPPORT ZINC-PL.	091549-1	1
3	BOLT, M8X45-8.8 HEX HEAD FULL THREAD ZINC	F81002-14	1
4	WASHER, 8.4 FLAT ZINC	F81054-1	2
5	NUT, M8-8-B HEX NYLON ZINC LOCK	F81032-2	1
6	PLATE, LOG SIDE SUPPORT END	091591-1	1
7	BOLT, M12 X 90-8.8 HEX HEAD ZINC	F81004-2	2
8	WASHER, 13 FLAT ZINC	F81056-1	2
9	NUT, M12-8 HEX NYLON ZINC LOCK	F81034-2	3
10	WASHER, 45/13 ZINC LOCK	086184	1
11	BOLT, M12 X 35-8.8 HEX HEAD FULL THREAD ZINC	F81004-24	1
12	FITTING, 3/16X3/16 STRAIGHT GREASE	P04107	2
13	ROLLER ASSEMBLY, SIDE SUPPORT	015014-1	2
14	WASHER, 17 FLAT ZINC	F81058-1	2
15	BOLT, M16X65-8.8-B HEX HEAD FULL THREAD ZINC	F81006-1	1
16	NUT, M16-8 HEX NYLON ZINC LOCK	F81036-2	1
17	WASHER, BN781 M12/13 EXTERNALLY SERRATED	F81056-16	1

18	WASHER, BN783 M12/12.3/30.3 SERRATED	F81056-17	1	
	INSTRUCTION SHEET, SIDE SUPPORT ROLLER	015109-526	1	

8.11 Bed Extension LT70 (0.9m) - Complete

540139_70_001_B
540139_70_MANUAL

REF	DESCRIPTION (u indicates parts available in assemblies only)	PART #	QTY
-	EXTENSION, LT70 (0.9M) TRACK RAIL - COMP	540139-70	1
1	TUBE WELDMENT, 0.9M W/RODS	540138-1	1
2	WASHER, 10.5 FLAT ZINC	F81055-1	4
3	NUT, M12-8 ZINC	F81034-1	1
4	BOLT M12X60-8 HEX HEAD FULL THREAD ZINC	F81004-51	1
-	LEG, RIGHT ADJUSTABLE STATIONARY	501640	1
5	LEG, MAIN TUBE (HIGH)	507620-1	1
6	FOOT	586948-1	1
7	WASHER, 21 FLAT ZINC	F81059-2	2
8	NUT, M20-8 HEX ZINC	F81037-1	2
9	BOLT, M10X120 8.8 CARRIAGE ZINC	F81003-33	4
10	WASHER, 10.5 FLAT ZINC	F81055-1	4
11	NUT, M10-8-B NYLON HEX ZINC LOCK	F81033-1	4
-	LEG, COMPLETE FINE ADJUST OUTRIGGER	094584	1
12	FINE ADJUST OUTRIGGER LEG	093589	1
13	GUIDE, FINE ADJUST OUTRIGGER LEG	506114-1	1
14	PIN, OUTRIGGER PULL	087012-1	1
15	SPRING, ZINC	087040	1
16	PIN, DETENT	090197	1
17	WASHER, 21 FLAT ZINC	F81059-2	2

BED FRAME ASSEMBLY

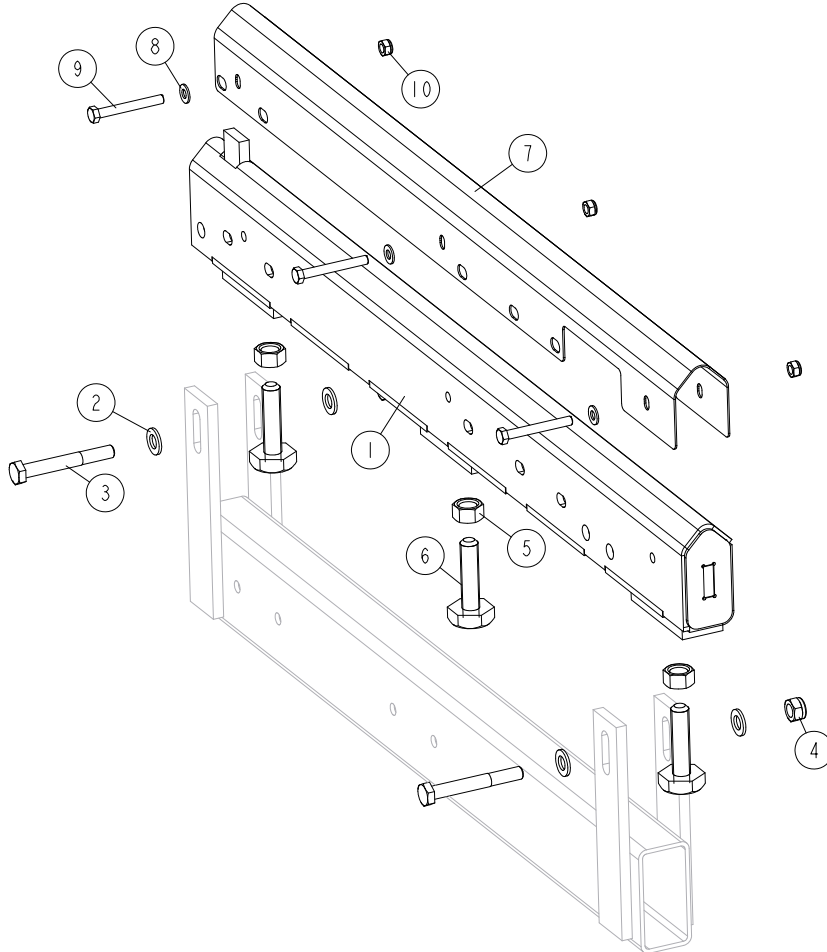
Bed Extension LT70 (0.9m) - Complete

8

REF	DESCRIPTION (u indicates parts available in assemblies only)	PART #	QTY	
18	PIN, S-ZN 4X25 COTTER	F81043-2	1	
19	PIN 8X65 ROLL	F81046-1	1	
20	BOLT, M10X120 8.8 CARRIAGE ZINC	F81003-33	4	
21	WASHER, 10.5 FLAT ZINC	F81055-1	4	
22	NUT, M10-8-B NYLON HEX ZINC LOCK	F81033-1	4	
23	CHAIN, 0.9M LT70	540147	1	
-	BRACE KIT BX	501340	1	
24	CONNECTOR, BX (M24) - WLDMT/PTD	500989-1	1	
25	CONNECTOR, BX (M20) - WLDMT/PTD.	501339-1	1	
26	BOLT, ZINC SPECIAL	087188-1	1	
27	NUT, M24X2 ZINC SPECIAL	087626-1	1	
28	BOLT, M10 X 115-8.8 HEX HEAD ZINC	F81003-19	4	
29	NUT, M10-8-B NYLON HEX ZINC LOCK	F81033-1	4	
30	WASHER, 10.5 FLAT ZINC	F81055-1	8	

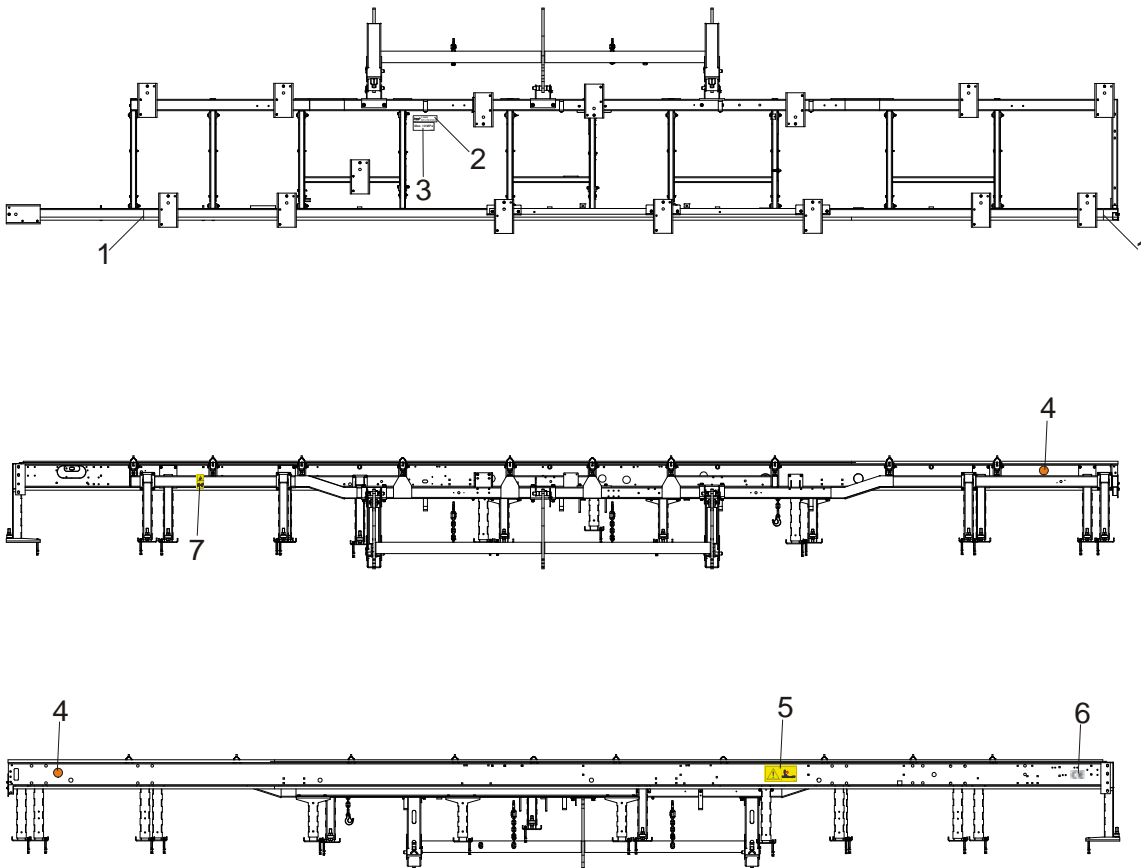
8.12 Angled Bed Rails for "L" Frame

568330_001
568330

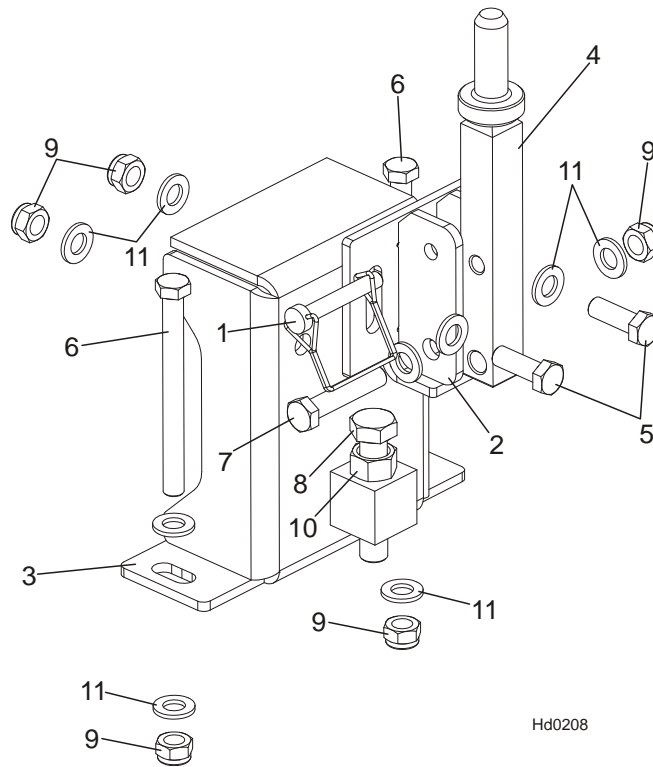


REF	DESCRIPTION (u indicates parts available in assemblies only)	PART #	QTY
1	RAIL, ADJUSTABLE ANGLED	521930	1
2	WASHER, 13 FLAT ZINC	F81056-1	4
3	BOLT, M12X90 8.8 HEX HEAD ZINC	F81004-2	2
4	NUT, M12-8 HEX NYLON ZINC LOCK	F81034-2	2
-	M16 BOLT W/NUT	516629	3
5	NUT, M16 5.8 HEX ZINC	F81036-5	1
6	BOLT, M16 BED RAIL ADJUSTMENT	505006	1
7	COVER, BED RAIL ("M-SUPER" & "L" FRAMES)	522979	1
8	WASHER, 8,4-FLAT ZINC	F81054-1	3
9	BOLT, M8X65-5,8 HEX HEAD ZINC	F81002-3	3
10	NUT, M8-8-B HEX NYLON ZINC LOCK	F81032-2	3

8.13 Bed Frame Decals



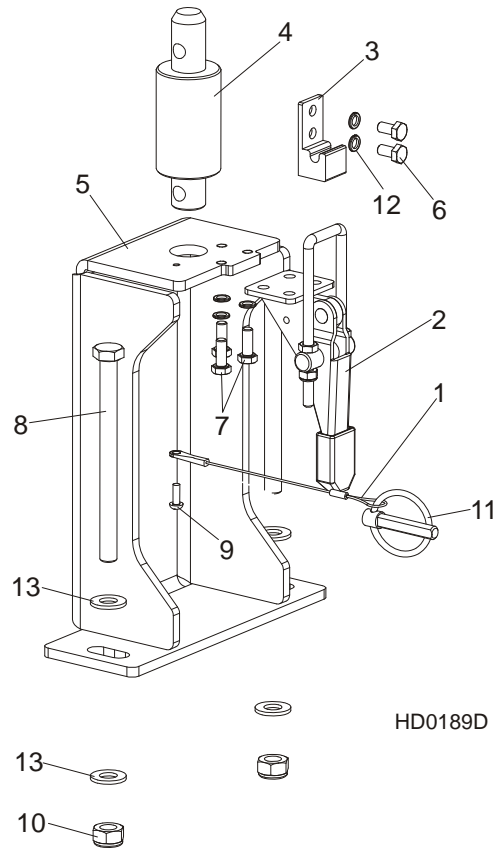
REF.	DESCRIPTION (◆ Indicates Parts Available in Assemblies Only)	PART #	QTY	
1	DECAL, LOG LENGTH LIMIT	S12051	2	
2	DECAL, HYDRAULIC OIL TYPE	096323	1	
3	DECAL, HYDRAULIC WORKING PRESSURE	099524	1	
4	DECAL, REFLECTOR, 2 DIA YELLOW	P07453	2	
5	DECAL, SAWMILL TRAILER CAUTION (PICTOGRAM)	099542	1	
6	DECAL, CE CERTIFIED SAWMILL, SMALL	P85070	1	
7	DECAL, KEEP AWAY DANGER (PICTOGRAM)	099221	1	

8.14 Saw Head Transport Bracket

Hd0208

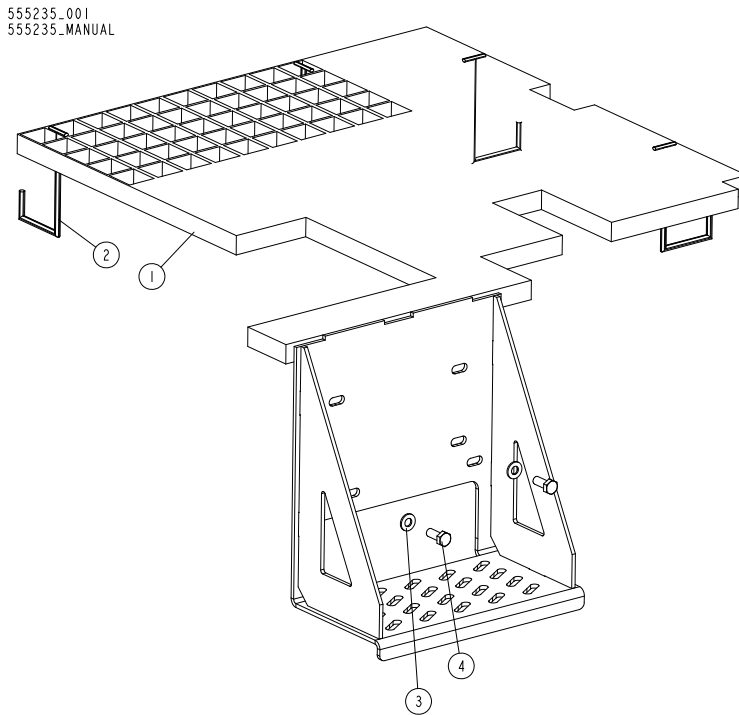
REF.	DESCRIPTION (◆ Indicates Parts Available In Assemblies Only)	PART #	QTY	
	BRACKET, LT40LE25SAH15-3.0 SAW HEAD REST	504631	1	
1	PIN, 3/8X2 1/4 SQ WIRE LOCK	014151	1	
2	BRACKET WELDMENT	504634-1	1	
3	REST WELDMENT, SAW HEAD	504641-1	1	
4	PIN WELDMENT	504644-1	1	
5	BOLT, M12x35-8.8 HEX HEAD FULL THREAD ZINC	F81004-24	2	
6	BOLT, M12x130-8.8 HEX HEAD ZINC	F81004-36	2	
7	BOLT, M12x60-8.8 HEX HEAD ZINC	F81004-5	1	
8	BOLT, M16x80 8.8-B HEX HEAD FULL THREAD ZINC	F81006-11	1	
9	NUT, M12-8 HEX NYLON ZINC LOCK	F81034-2	5	
10	NUT, M16-5.8 HEX ZINC	F81036-1	1	
11	WASHER, 13 FLAT ZINC	F81056-1	10	

8.15 Saw Head Transport Bracket, LT70L



REF.	DESCRIPTION (◆ Indicates Parts Available in Assemblies Only)	PART #	QTY
	BRACKET, LT70L SAW HEAD REST W/LATCH CLAMP	502392	1
1	LANYARD, 3/64 X 6"	016030	1
2	CLAMP, GN851.2-320-T4 LATCH	094656	1
3	BRACKET, GN851.2-320-T4 ZINC-PLATED LATCH CLAMP	094659-1	1
4	PIN, LT20 SAW HEAD REST	097935-1	1
5	BRACKET, SAW HEAD REST	502389-1	1
6	BOLT, M6X12-8.8 HEX HEAD FULL THREAD ZINC	F81001-7	2
7	BOLT, M6X16 8.8 HEX HEAD FULL THREAD ZINC	F81001-15	3
8	BOLT, M10x125-8.8 HEX HEAD ZINC	F81003-18	2
9	SCREW, M4x12 5,8-B CROSS RECESSED PAN HEAD ZINC	F81011-43	1
10	NUT, M10-8-B HEX NYLON ZINC LOCK	F81033-1	2
11	PIN, 8 BN914 LINCH (BOSSARD 1364650)	F81046-2	1
12	WASHER, Z 6.1 SPLIT LOCK ZINC	F81053-3	5
13	WASHER, 10.5 FLAT ZINC	F81055-1	4

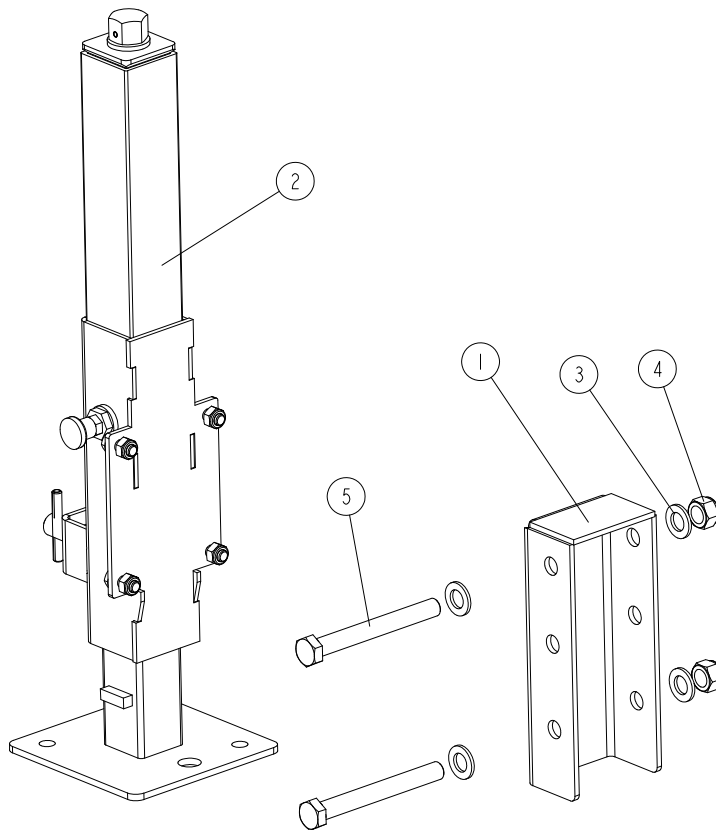
8.16 Inspection Platform for the Old Type Frame (Optional)



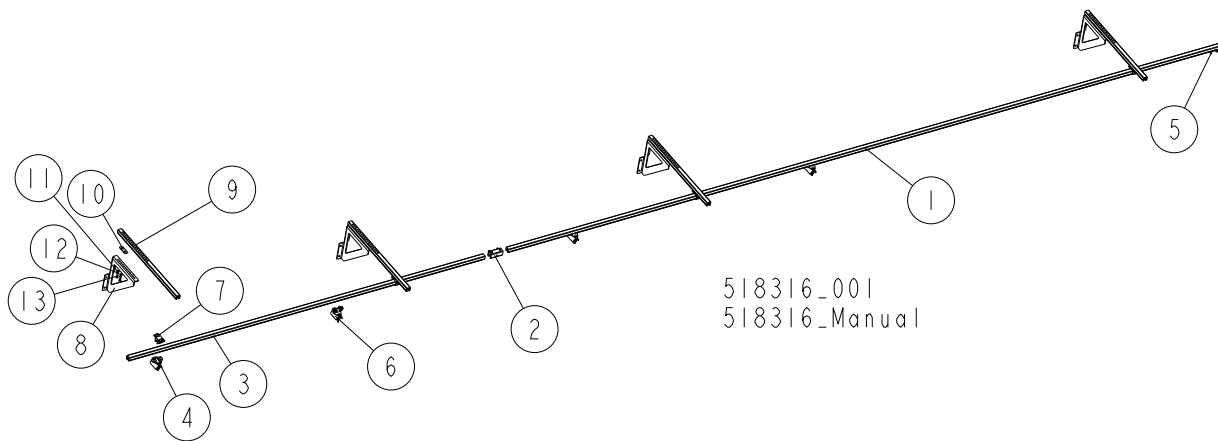
REF	DESCRIPTION (◆ indicates parts available in assemblies only)	PART #	QTY	
-	◆ PLATFORM, INSPECTION (FOR DRIVEN LOG LEVELLING ROLLER)	555235	1	
1	◆ PLATFORM, INSPECTION	555237-1	1	
2	◆ BRACKET, HOOK	085682	4	
3	◆ WASHER, 8.4 FLAT ZINC	F81054-1	2	
4	◆ BOLT, M8X20 8.8 HEX HEAD FULL THREAD ZIN	F81002-4	2	

8.17 IFront Adjustable Leg (at the hitch)

528370_001
528370_MANUAL

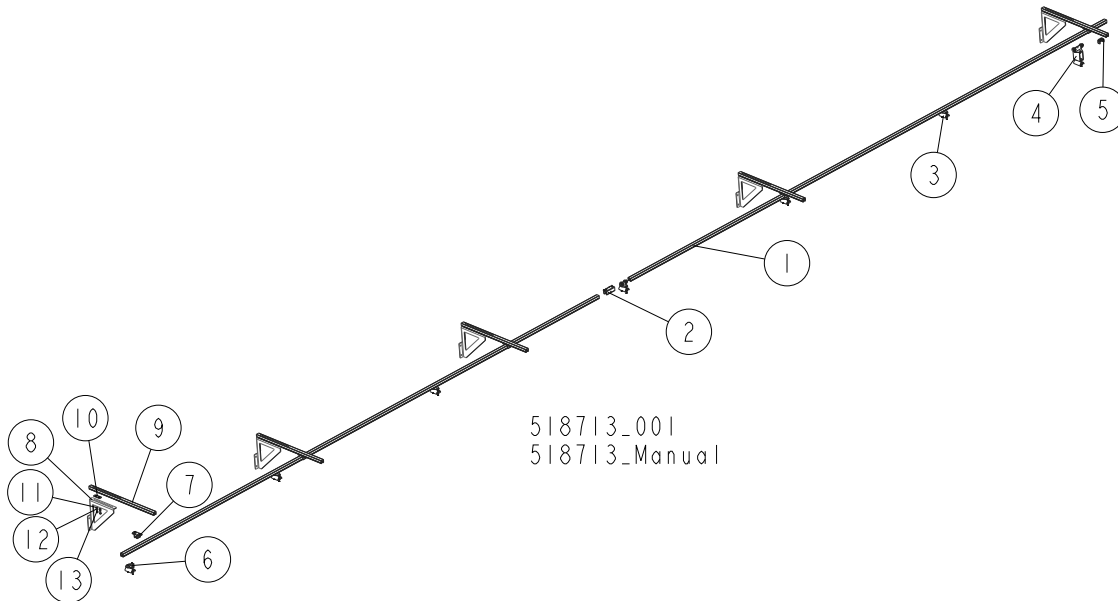


REF	DESCRIPTION (◆ indicates parts available in assemblies only)	PART #	QTY
-	LEG, FRONT ADJUSTABLE - COMPLETE	528370	1
1	BRACKET, LEG MOUNT	528368-1	1
2	LEG, COMPLETE SIDE	094583	1
3	WASHER, 17 ZINC FLAT	F81058-1	4
4	NUT, M16-8 HEX NYLON ZINC LOCK	F81036-2	2
5	BOLT, M16X140-8.8 HEX HEAD ZINC	F81006-4	2

8.18 Wall Mount Remote Set (Cutting Length of 6.5 m)

REF	DESCRIPTION (◆ indicates parts available in assemblies only)	PART #	QTY
	REMOTE SET - MOUNTED ON SIDE WALL (CUTTING LENGTH OF 6.5 M)	518316	1
	RAIL, COMPLETE GUIDE (CUTTING LENGTH OF 6.5 M)	518315	1
1	RAIL, 6 M C-PROFILE	518332	1
2	COUPLER, TRACK	518705	1
3	RAIL, 3 M C-PROFILE	518313	1
4	CLAMP, FLAT CABLE - END	518701	1
5	STOP, END	518700	1
6	TROLLEY, CABLE MOVING	518333	3
7	BRACKET, BOLT-ON	518702	4
	BRACKET KIT, WALL MOUNT	518724	4
8	BRACKET, WALL MOUNT	518728-1	1
9	ARM, RAIL BRACKET	518709	1
10	PLATE, ARM CLAMP	518885-1	1
11	WASHER, 8.4 FLAT ZINC	F81054-1	2
12	WASHER, 8.2 SPLIT LOCK ZINC	F81054-4	2
13	BOLT, M8X16 -8.8-B HEX HEAD FULL THREAD	F81002-20	2

8.19 Wall Mount Remote Set (Cutting Length of 6.5-10 m)

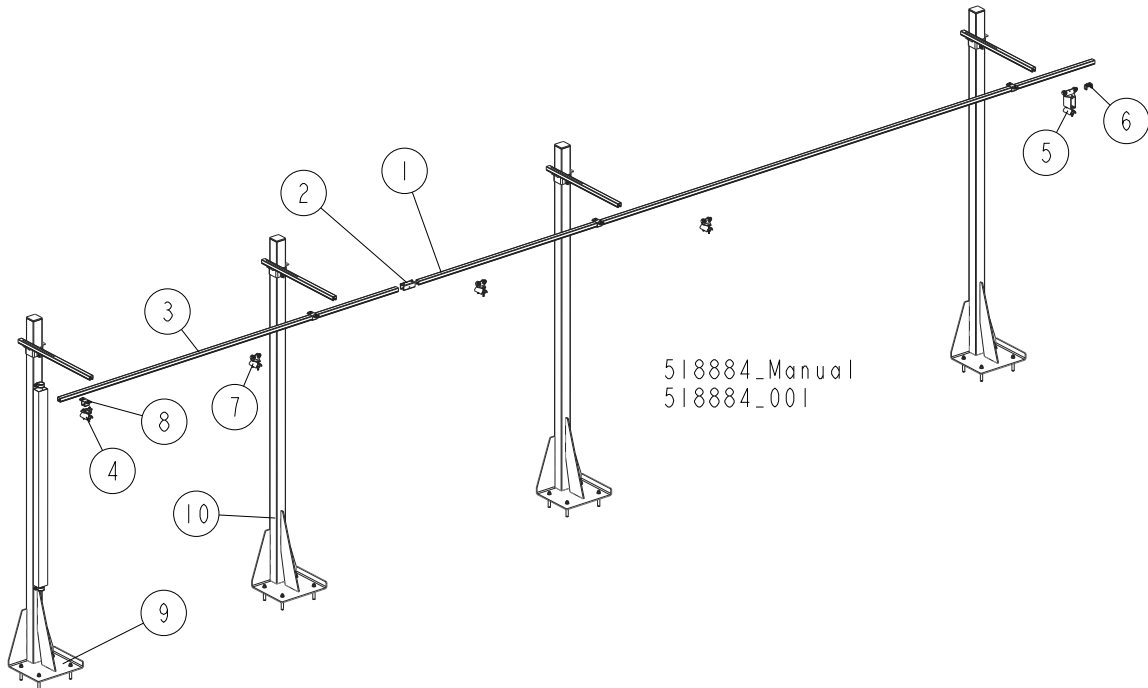


REF	DESCRIPTION (◆ indicates parts available in assemblies only)	PART #	QTY
	REMOTE SET, WALL MOUNT (CUTTING LENGTH OF 6.5-10 M)	518713	1
	RAIL, COMPLETE GUIDE (CUTTING LENGTH OF 6.5-10 M)	518704	1
1	RAIL, 6 M C-PROFILE	518332	2
2	COUPLER, TRACK	518705	1
3	TROLLEY, CABLE MOVING	518333	5
4	TROLLEY, TOWING	518334	1
5	STOP, END	518700	1
6	CLAMP, FLAT CABLE - END	518701	1
7	BRACKET, BOLT-ON	518702	5
8	BRACKET KIT, WALL MOUNT	518724	5
9	BRACKET, WALL MOUNT	518728-1	1
10	ARM, RAIL BRACKET	518709	1
11	PLATE, ARM CLAMP	518885-1	1
12	WASHER, 8.4 FLAT ZINC	F81054-1	2
13	WASHER, 8.2 SPLIT LOCK ZINC	F81054-4	2

8 BED FRAME ASSEMBLY

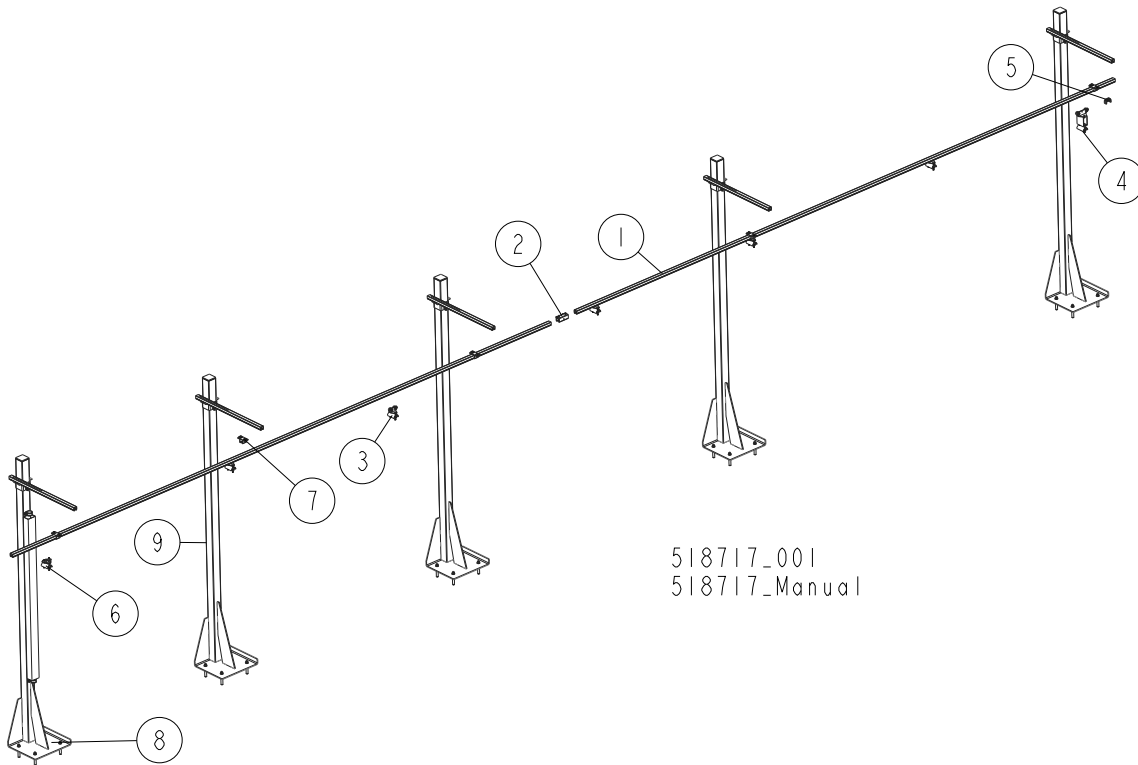
4-Post Remote Set

8.20 4-Post Remote Set



REF	DESCRIPTION (◆ indicates parts available in assemblies only)	PART #	QTY
	REMOTE SET, 4-POST	518884	1
	RAIL, COMPLETE GUIDE (CUTTING LENGTH OF 6.5M)	518315	1
1	RAIL, 6 M C-PROFILE	518332	1
2	COUPLER, TRACK	518705	1
3	RAIL, 3 M C-PROFILE	518313	1
4	CLAMP, FLAT CABLE - END	518701	1
5	TROLLEY, TOWING	518334	1
6	STOP, END	518700	1
7	TROLLEY, CABLE MOVING	518333	3
8	BRACKET, BOLT-ON	518702	4
9	POST, GUIDE RAIL SUPPORT - COMPLETE See Section 8.18	520669	1
10	POST, GUIDE RAIL SUPPORT - COMPLETE See Section 8.17	518736	3

8.21 5-Post Remote Set



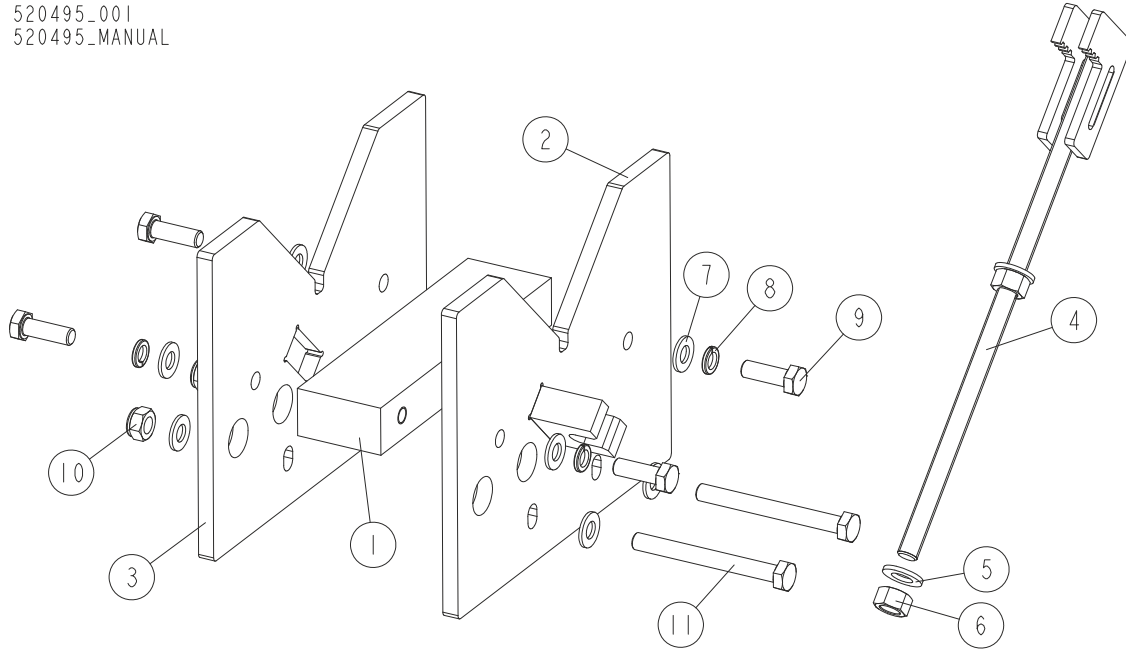
REF	DESCRIPTION (◆ indicates parts available in assemblies only)	PART #	QTY
	REMOTE SET, 5-POST	518717	1
	RAIL, COMPLETE GUIDE (CUTTING LENGTH OF 6.5-10 M)	518704	1
1	RAIL, 6 M C-PROFILE	518332	2
2	COUPLER, TRACK	518705	1
3	TROLLEY, CABLE MOVING	518333	5
4	TROLLEY, TOWING	518334	1
5	STOP, END	518700	1
6	CLAMP, FLAT CABLE - END	518701	1
7	BRACKET, BOLT-ON	518702	5
8	POST, GUIDE RAIL SUPPORT - COMPLETE See Section 8.18	520669	1
9	POST, GUIDE RAIL SUPPORT - COMPLETE See Section 8.17	518736	4

8 BED FRAME ASSEMBLY

Octagonal Profile Sawing Tool (Option)

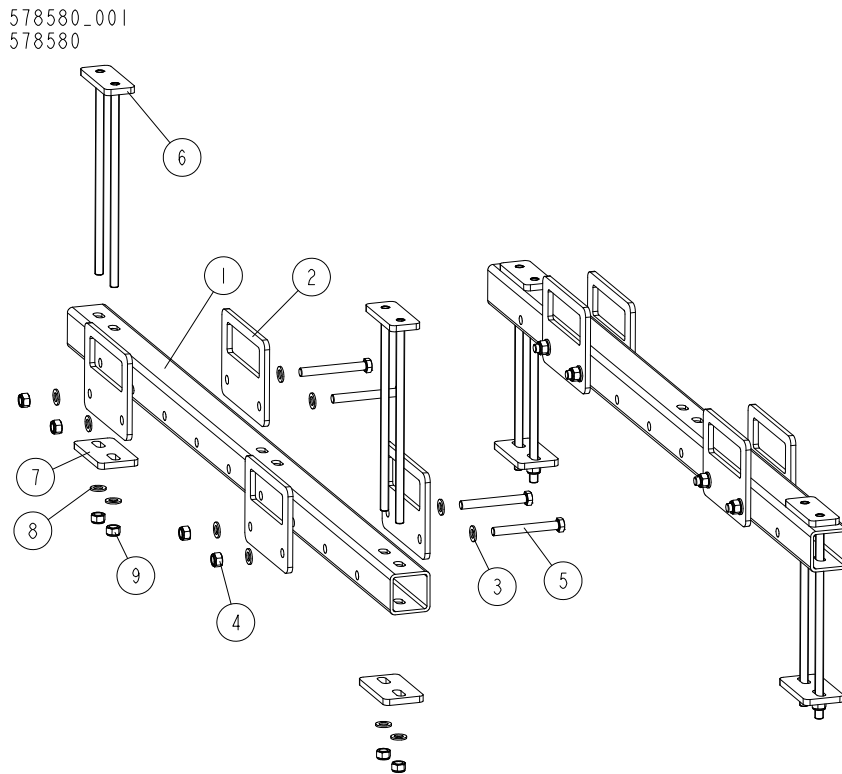
8.22 Octagonal Profile Sawing Tool (Option)

520495_001
520495_MANUAL



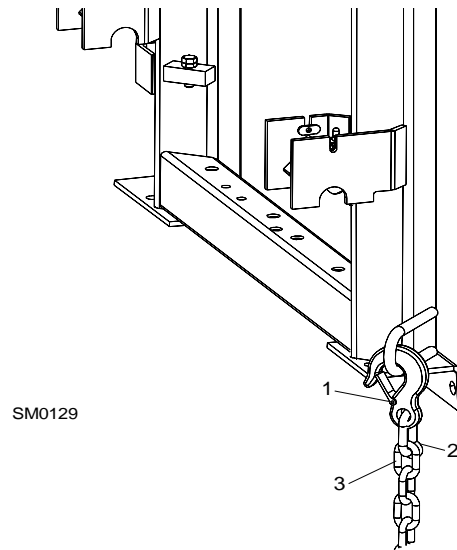
REF	DESCRIPTION (◆ indicates parts available in assemblies only)	PART #	QTY
-	TOOL, OCTAGONAL PROFILE SAWING	520495	1
1	BAR, INSIDE	520490-1	1
2	PLATE, FRONT	520492-1	1
3	PLATE, MAIN	520489-1	1
4	ARM, CLAMP	520496-1	1
5	WASHER, 13 FLAT ZINC	F81056-1	2
6	NUT, M12-8-B HEX ZINC	F81034-1	2
7	WASHER, 10.5 FLAT ZINC	F81055-1	8
8	WASHER, Z 10.2 SPLIT LOCK ZINC	F81055-2	4
9	BOLT, M10X30-5.8 HEX HEAD FULL THREAD ZI	F81003-2	4
10	NUT, M10-8-B HEX NYLON ZINC LOCK	F81033-1	2
11	BOLT, M10X95-8.8-B HEX HEAD ZINC	F81003-71	2

8.23 Sawmill Transport Bracket Assembly (Option)



REF	DESCRIPTION (u indicates parts available in assemblies only)	PART #	QTY
-	TRANSPORT BRACKET ASSEMBLY, SAWMILLS	578580	1
-	BRACKET, TRANSPORT	578566	2
1	TUBE, TRANSPORT	578567-1	1
2	PLATE, TRANSPORT BRACKET	578569-1	4
3	WASHER, 17 FLAT ZINC	F81058-1	8
4	NUT, M16-8 HEX NYLON ZINC LOCK	F81036-2	4
5	BOLT, M16X130-8.8 HEX HEAD ZINC	F81006-35	4
-	CLAMP, FRAME	578572	2
6	PLATE	578577-1	1
7	PLATE, TRANSPORT BRACKET	578568-1	1
8	WASHER, 17 FLAT ZINC	F81058-1	2
9	NUT, M16-8 HEX NYLON ZINC LOCK	F81036-2	2

8.24 Tie Down Chain Assembly



REF.	DESCRIPTION (◆ indicates parts available in assemblies only)	PART #	QTY
	CHAIN ASSEMBLY, TIE DOWN	A04376-1	1
1	HOOK, 5/8 SAFETY CHAIN	P12075	1
2	Link, 10 Chain	100767	1
3	Chain, N-10 x 35, 6-Link	100951	1

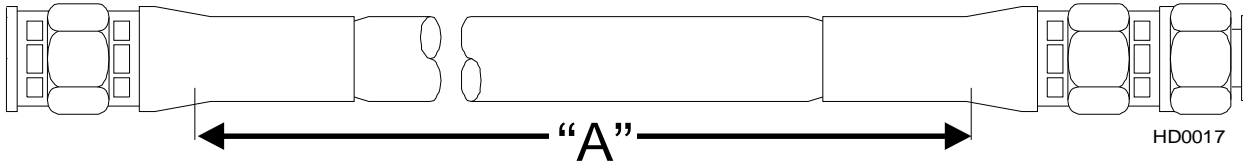
SECTION 9 HYDRAULIC SYSTEM



HYDRAULIC SYSTEM

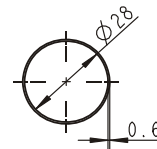
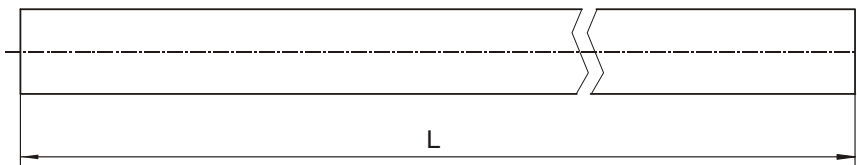
Hydraulic hoses, LT20L/LT40L/LT70L AH

9.1 Hydraulic Hoses, LT20L/LT40L/LT70L AH



COLOR CODE	LENGTH (m)	DESCRIPTION (◆ Indicates Parts Available In Assemblies Only)	PART #	QTY
GREEN	1.305	3/8" TEE FITTING / 3RD LOADER ARM, CYLINDER BOTTOM	089808	1
RED	1.305	3/8" TEE FITTING / OIL FLOW DIVIDER	089808	1
GREEN	2.155	3/8" TEE FITTING / 1ST LOADER ARM, CYLINDER BOTTOM	091844	1
BLUE	1.205	3/8" TEE FITTING/ OIL FLOW DIVIDER	504834	1
NONE	10.205	1/4" POWER ROLLER UP/DOWN	506988	2
SILVER/BROWN	9.705	1/4" POWER ROLLER - ROLLER DRIVE - MOTOR	506989	2
NONE/ PINK	7.205	3/8" SIDE SUPPORTS UP/DOWN	506990	2
BROWN/ CHERRY RED	3.755	3/8" SIDE SUPPORTS TO LOG TURNER	506991	2
RED/BLUE	9.755	1/4" CONTROL BOX TO 2ND CLAMP UP/DOWN	506992	2
ORANGE/WHITE	9.605	1/4" CONTROL BOX TO 2ND CLAMP IN/OUT	506993	2
GREEN	9.005	1/4" MIDDLE CLAMP TOP	506994	1
YELLOW	8.705	1/4" MIDDLE CLAMP BOTTOM	506995	1
WHITE	7.775	3/8" MIDDLE CLAMP FRONT END	506996	1
ORANGE	7.605	3/8" MIDDLE CLAMP REAR END	506997	1
CHERRY RED/BLACK	7.205	1/4" 2ND TOE BOARD UP/DOWN	506998	2
CHERRY RED//BLACK	5.905	1/4" 1ST TOE BOARD UP/DOWN	506999	2
RED/BLUE	6.905	1/4" 1ST LOG CLAMP UP/DOWN	507000	2
ORANGE/WHITE	6.005	1/4" 1ST LOG CLAMP IN/OUT	507001	2
BLUE/RED	7.605	3/8" CONTROL BOX - LOG LOADER/LOG DECK	507002	1
YELLOW	2.305	3/8" TEE FITTING / 1ST LOADER ARM, CYLINDER BOTTOM	507003	1
YELLOW	0.905	3/8" TEE FITTING / 2ND LOADER ARM, CYLINDER TOP	507004	1
YELLOW	1.355	3/8" TEE FITTING / 3RD LOADER ARM, CYLINDER TOP	507005	1
BLUE	1.005	3/8" TEE FITTING - TEE FITTING	507006	1
GREEN	0.805	3/8" TEE FITTING / 2ND LOADER ARM, CYLINDER BOTTOM	507181	1

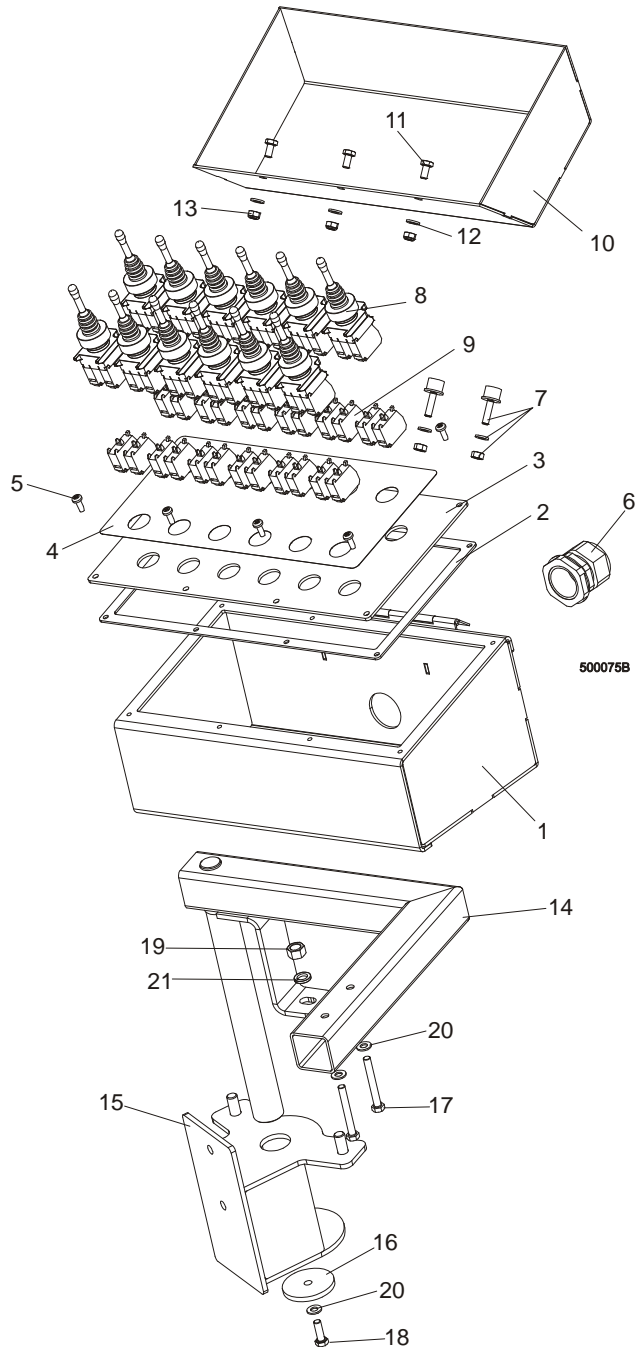
Protective Conduits, LT70 Series A/DH Hydraulic Hoses



LENGTH "L"	DESCRIPTION (◆ Indicates Parts Available In Assemblies Only)	PART #	QTY
0.70	PROTECTIVE CONDUIT, LOG TURNER HOSE	099761	2

0.28	PROTECTIVE CONDUIT, IN/OUT CYLINDER HOSE - BOTTOM	099762	1	
0.45	PROTECTIVE CONDUIT, IN/OUT CYLINDER HOSE - TOP	099763	1	
1.35	PROTECTIVE CONDUIT, UP/DOWN CYLINDER HOSE - BOTTOM	099764	1	
1.65	PROTECTIVE CONDUIT, UP/DOWN CYLINDER HOSE - TOP	099765	1	

9.2 Hydraulic Control Box

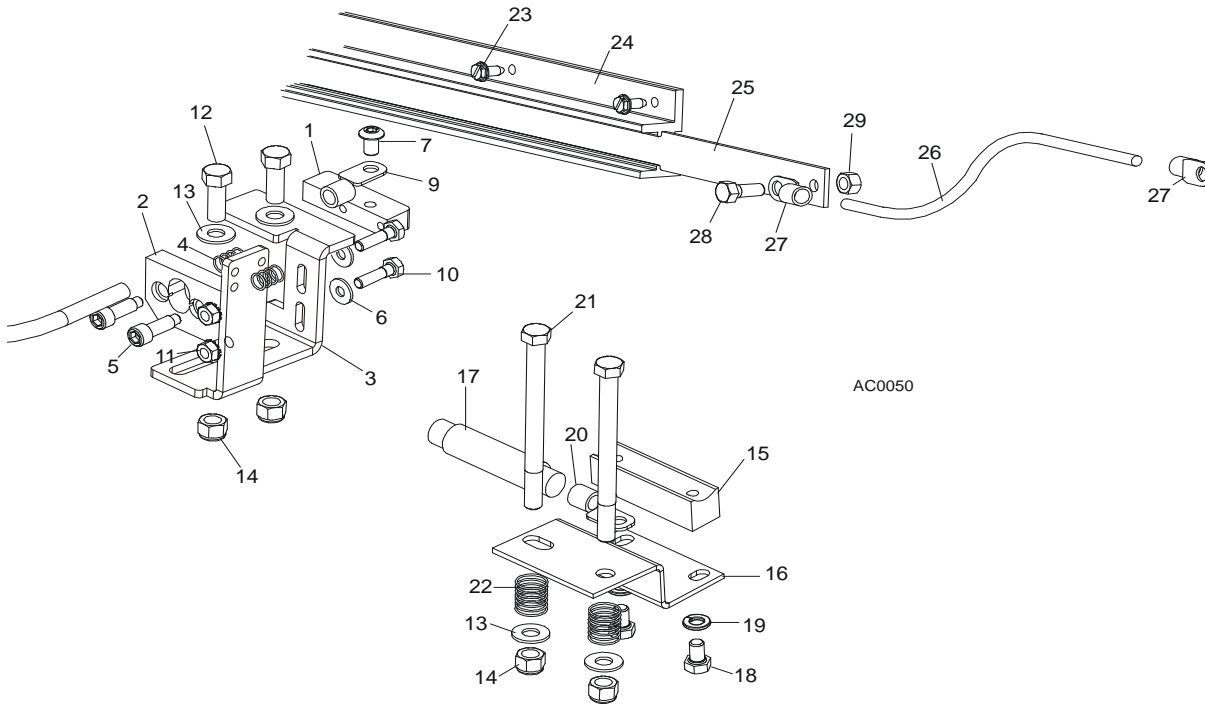


REF.	DESCRIPTION (◆ Indicates Parts Available In Assemblies Only)	PART #	QTY
	Box, 9.5m Frame Hydraulic Control, complete	088178	1
	BOX, 9.5 M FRAME HYDRAULIC CONTROL	088164	1
1	Box Weldment, Hydraulic Control	088163-1	1
2	Gasket, 9.5 m Frame	089998	1
3	Panel, 9.5 mHydraulic Control Box Front	089997-1	1
4	Decal, Hydraulic Control Box (9 m Frame)	088159	1
5	Screw, #10-24 x 1/2 Pan Head	F05015-17	8
6	Seal, DP 29/H Gland	F81096-1	1
7	Bumper, A/022 Rubber	088376	2

8	Joystick, PMJN8T3	096928	12	
9	Contact, 1NO PL004002	096929	24	
10	Cover, Hydraulic Control Box (9.5 m Frame)	088172-1	1	
11	Bolt, M6X12-8.8 Zinc Hex Head	F81001-7	3	
12	Washer, 6.4 Flat Zinc	F81053-1	3	
13	Nut, M6-8-B Hex Nylon Lock Zinc	F81031-2	3	
14	ARM, CONTROL BOX PIVOT ZINC-PLATED	088169-1	1	
15	MOUNT WELDMENT, CONTROL BOX PIVOT ARM	088176-1	1	
16	Washer, Pivot Arm Base	088180-1	1	
17	BOLT, M8x65-5,8 HEX HEAD ZINC	F81002-3	2	
18	BOLT, M8x25-8.8-B HEX HEAD FULL THREAD ZINC	F81002-5	1	
19	NUT, M12-8-B ZINC HEX	F81034-1	1	
20	WASHER, 8.4 FLAT ZINC	F81054-1	3	
21	WASHER, Z12.2 SPLIT LOCK ZINC	F81056-2	1	



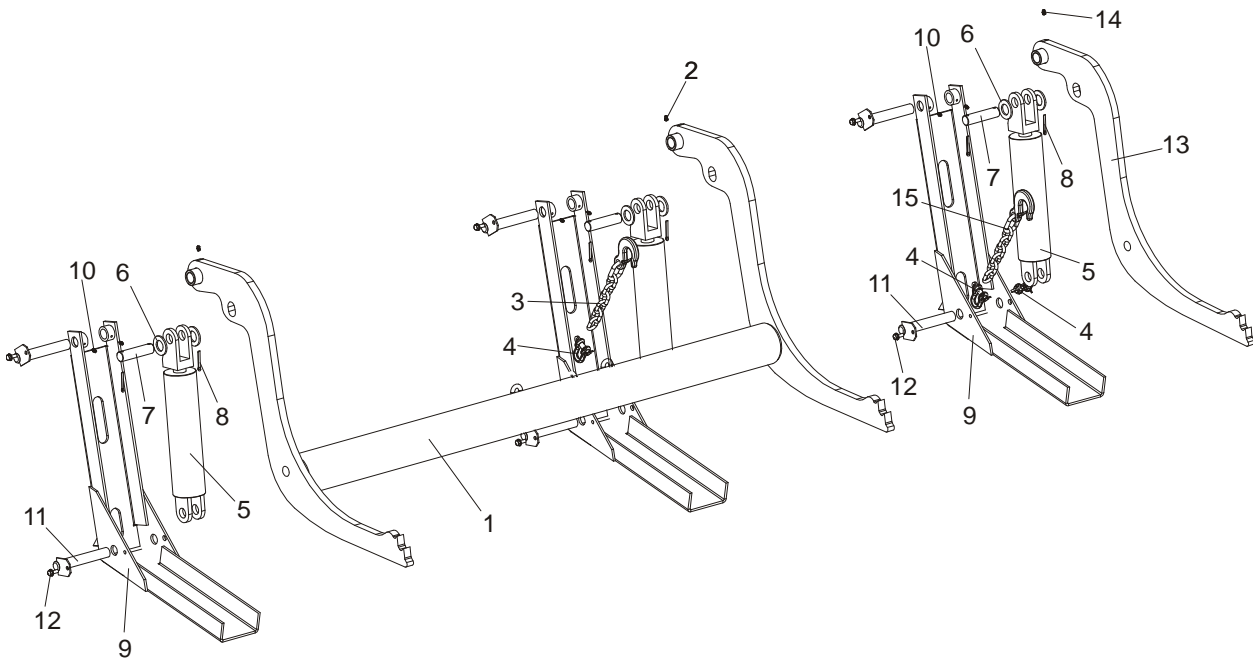
9.3 Hydraulic Power Supply Strip



REF.	DESCRIPTION (◆ Indicates Parts Available In Assemblies Only)	PART #	QTY	
	CONTACT KIT, HYDRAULIC 6' POWER SUPPLY	A12042-N	1	
	Contact Hardware Kit	A10073-N	1	◆
	Contact Assembly, Hydraulic Power Supply (Positive)	085968	1	
1	Contact, Hydraulic Power Supply (Positive)	015253	1	
2	Insulator, Positive Contact	S10072	1	
3	Bracket, Positive Contact Mounting	086380-1	1	
4	Spring, Positive Contact	P10077	2	
5	Bolt, 5/16" X 3/4" Shoulder (1/4-20 Thread)	F05006-44	2	
6	Washer, 7.4 Flat	F81056-11	2	
7	Bolt, 5/16-18 x 1/2" Socket Button Head	F05006-20	1	
8	Cable Assy, Hydraulic Positive Contact	015885	1	
	Cable, #1 Weld	R01948	0.75m	◆
9	Terminal, 35 Ring #2 Gauge	F81066-3	2	
10	Bolt, 1/4-20 X 1" Hex Head Grade 2	F05005-38	2	
11	Nut, 1/4-20 Hex Self-Locking	F05010-9	2	
12	Bolt, 3/8-16 X 1" Hex Head Grade 5	F05007-87	2	
13	Washer, 10.5 Flat	F81055-1	4	
14	Nut, 3/8-16 Hex Nylon Lock	F05010-10	4	
	Contact Assembly, Hydraulic Power Supply (Ground)	A10066	1	
15	Contact, Hydraulic Power Supply (Ground)	015264	1	
16	Bracket, Ground Contact Mounting	015265	1	
17	Cable, #1 Weld	R01948	.63m	◆
18	Bolt, 5/16-18 X 1/2" Hex Head Grade 5	F05006-15	2	
19	Washer, 8.2 Split Lock	F81054-4	2	
20	Terminal, 35 Ring #2 Gauge	F81066-3	1	

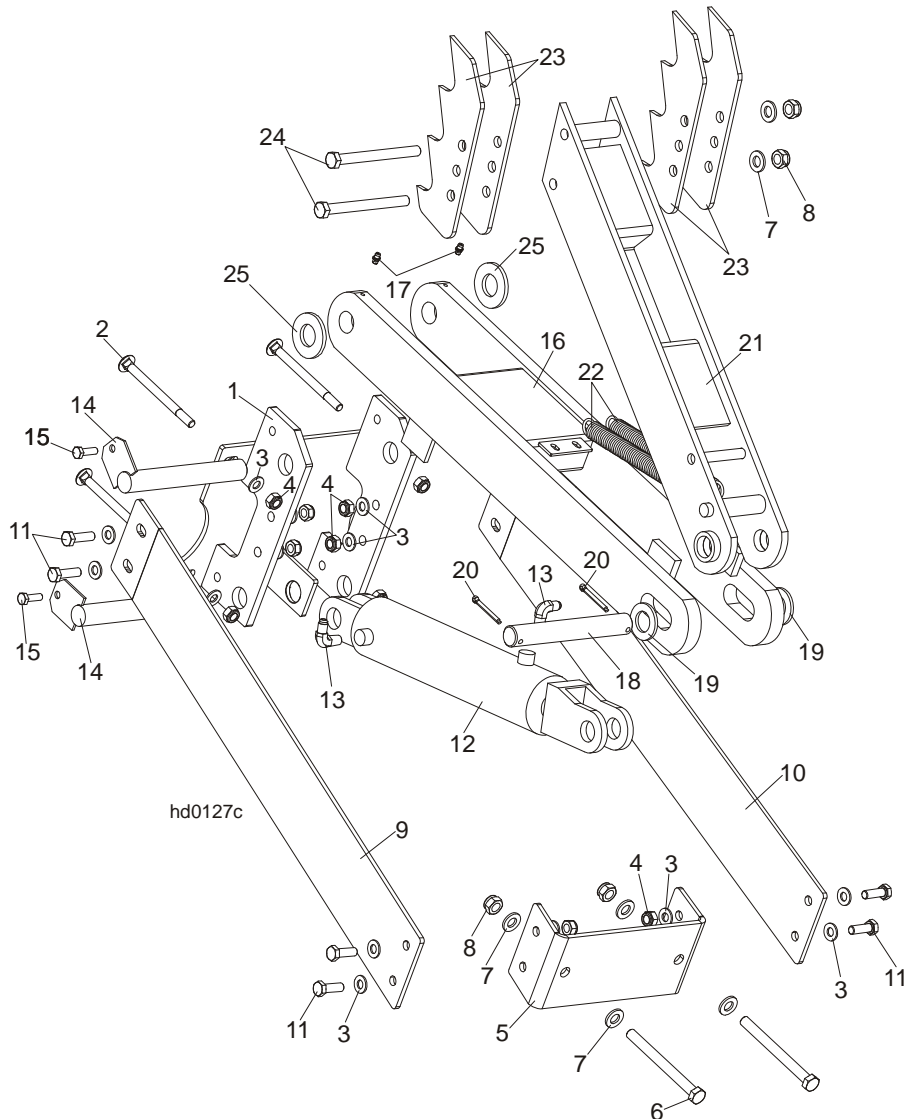
21	Bolt, 3/8-16 X 4 1/2" Hex Head Grade 2	F05007-35	2	
22	Spring, Ground Contact	P04282	2	
23	Screw, 1/4-20 X 1/2" Slotted Hex Head	F05015-1	14	
	Strip Assembly, 6' Hydraulic Power Supply w/3 ft. Cable	A11977	1	
24	Housing, 6' Contact Strip	P11976	1	
	Strip, 6' Contact With Cable	A12043-N	1	
25	Strip, 6' Contact	S10075	1	◆
26	Cable, #2 Weld	R80583-21		◆
27	Terminal, 35 Ring #2 Gauge	F81066-3	2	
28	Bolt, 5/16-18 X 3/4" Hex Head Black Nylon	F05006-45	1	
29	Nut, 5/16-18 Hex Black Nylon	F05010-86	1	
	Tube, 5/8" Heat Shrink	R01950-5	.03m	◆
	Grommet, 5/8" Wire	P04137	1	

9.4 Hydraulic Log Loader



REF.	DESCRIPTION (◆ Indicates Parts Available In Assemblies Only)	PART #	QTY
	HYDRAULIC LOG LOADER - COMPLETE	090044	1
1	Log Loader	090006-1	1
2	Fitting, 3/16" Straight Grease	P04107	2
3	CHAIN, LOG LOADER SAFETY	A04376-1	1
4	SHACKLE, M-D .63	086540	2
5	CYLINDER, CJ-S95-16-70/32/203 HYDRAULIC	088680	3
	WASHER, 28 FLAT ZINC	F81061-1	6
6	PIN, LOADING ARM CYLINDER MOUNT ZINC	086979-1	3
	PIN, S-Zn 5x40 COTTER	F81043-31	6
	Foot, Log Loader	090048-1	3
7	Fitting, 3/16" Straight Grease	P04107	6
8	PIN, LOADER FOOT MOUNT	099127-1	6
9	SCREW, 5/16-18 x 3/4 SELF-TAPPING	F05015-30	6
	Arm, Log Loading Single - Complete	090051	1
10	Arm, Hydraulic Log Loading	089657-1	1
11	Fitting, 3/16" Straight Grease	P04107	1
12	Chain, Single Log Loader Arm, 9.5m frame	090090-1	1

9.5 Hydraulic Log Turner



REF.	DESCRIPTION (◆ Indicates Parts Available In Assemblies Only)	PART #	QTY
	HYDRAULIC LOG TURNER, 9.5 M - COMPLETE	088073	1
	HYDRAULIC LOG TURNER, HYDRAULIC STANDARD PLUS	088073-HP	1
1	Bracket, Hydraulic Log Turner	088710-1	1
2	Bolt, M10x120 8.8 Carriage Zinc	F81003-33	4
3	Washer, 10,5 Flat Zinc	F81055-1	20
4	Nut, M10-8-B -Hex Nylon Zinc Lock	F81033-1	12
5	Bracket, Hydraulic Log Turner Front	091046-1	1
6	Bolt, M12x130-8.8-Hex Head Zinc	F81004-36	2
7	Washer, 13 Flat Zinc	F81056-1	6
8	Nut, M12-8 Hex Nylon Zinc Lock	F81034-2	4
9	Plate, Short Log Turner Left Brace	094364-1	1

9

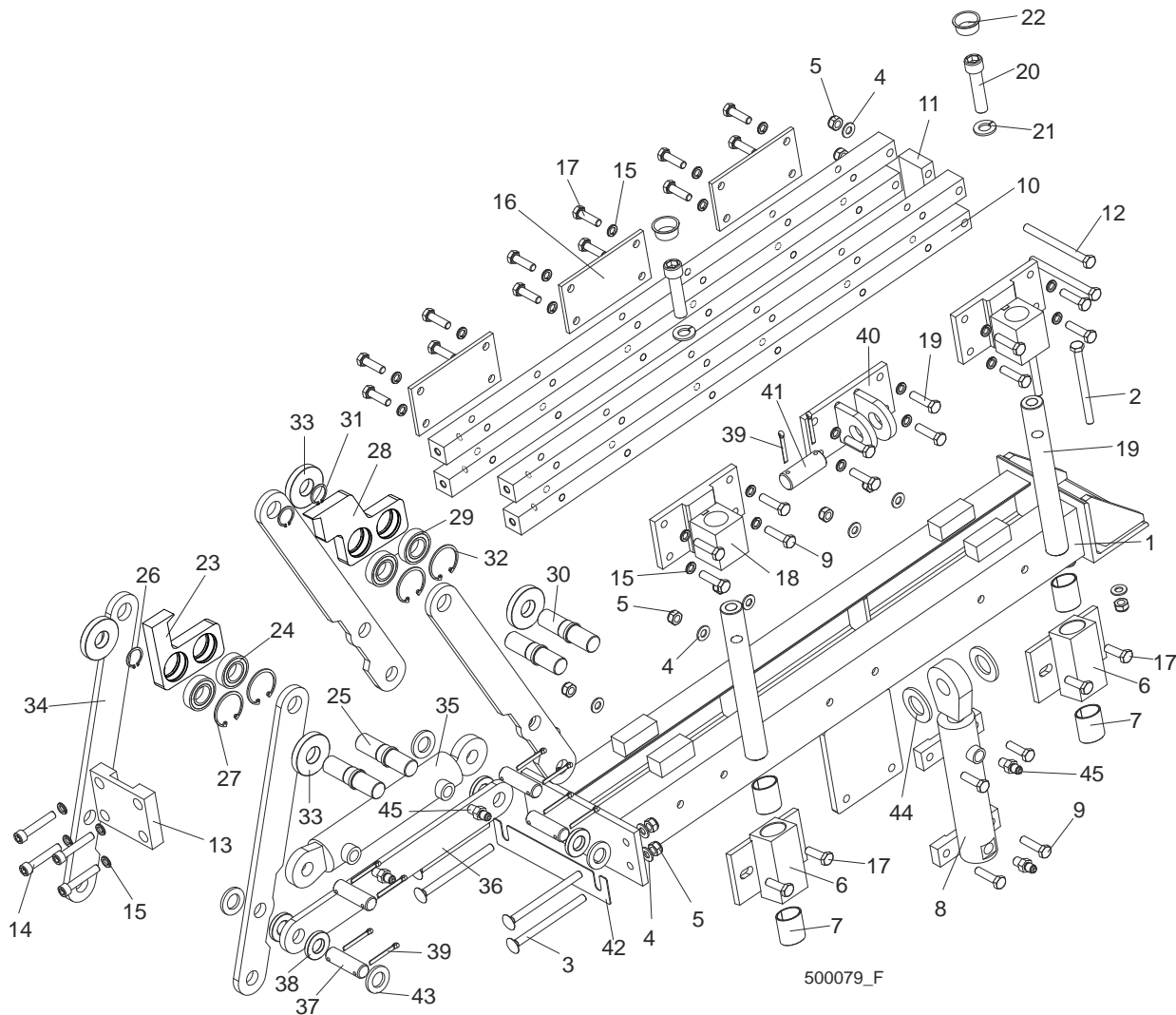
HYDRAULIC SYSTEM

Hydraulic Log Turner

10	Plate, Short Log Turner Right Brace	094365-1	1	
11	Bolt, M10x30-5.8-Hex Head Full Thread Zinc	F81003-2	8	
	Cylinder, Log Turner Hydraulic	015563 ¹	1	
12	Cylinder, CJ-S305-16-63/28/203 Hydraulic	088679	1	
13	Fitting, 1/4NPTx1/4JIC Male Elbow	P09142	2	
14	Pin, Log Turner Mount Zinc	088667-1	2	
15	Bolt, M8X25-8.8-B-Hex Head Full Thread Zinc	F81002-5	2	
16	Arm, Hydraulic Log Turner Link	088060-1	1	
17	Grease, M6 typ A Fitting	086280	2	
18	Pin, 25 x 185	088664	1	
19	Washer, 25 Flat Zinc	F81061-3	2	
20	Pin, S-Zn 5x40 Cotter	F81043-31	2	
21	Arm Weldment, Hydraulic Log Turner	088067-1	1	
22	Spring, Hydraulic Log Turner Arm	015718	2	
23	Claw, Hydraulic Log Turner	088082-1	4	
24	Bolt, M12x130-8.8-Hex Head Zinc	F81004-36	2	
25	Washer, GTM-2644-015	093359	2	

¹ For 088073-HP Cylinder Assembly -555239 [See Section 9.33](#)

9.6 Hydraulic Log Clamp, Front and Rear



REF.	DESCRIPTION (◆ Indicates Parts Available In Assemblies Only)	PART #	QTY
	CLAMP ASSEMBLY, HYDRAULIC	089545	2
1	Mount Weldment, Hydraulic Log Clamp	088654-1	1
2	Bolt, M10x125-8.8 Hex Head Zinc	F81003-18	2
3	Bolt, M10x130-8.8 Mushroom Head Square Neck Zinc	F81003-36	4
4	Washer, 10.5 Flat Zinc	F81055-1	18
5	Nut, M10-8-B Hex Nylon Zinc Lock	F81033-1	16
	BLOCK WELDMENT, LOG CLAMP	089835	2
6	Block Weldment, Log Clamp	088652-1	1
7	Bushing, 3040BS Self-lubricating	088676	2
8	Cylinder, CJ7F-16-40/22 + UE2-40W Hydraulic	088662	1
9	Bolt, M10x40-8.8 Hex Head Full Thread Zinc	F81003-16	14
10	Bar, Clamp Up/Down	089537-1	4
11	Plate, Connecting	088645-1	1
12	Bolt, M10x140-8.8 Hex Head Zinc	F81003-5	2
13	Plate, Connecting	089533-1	1

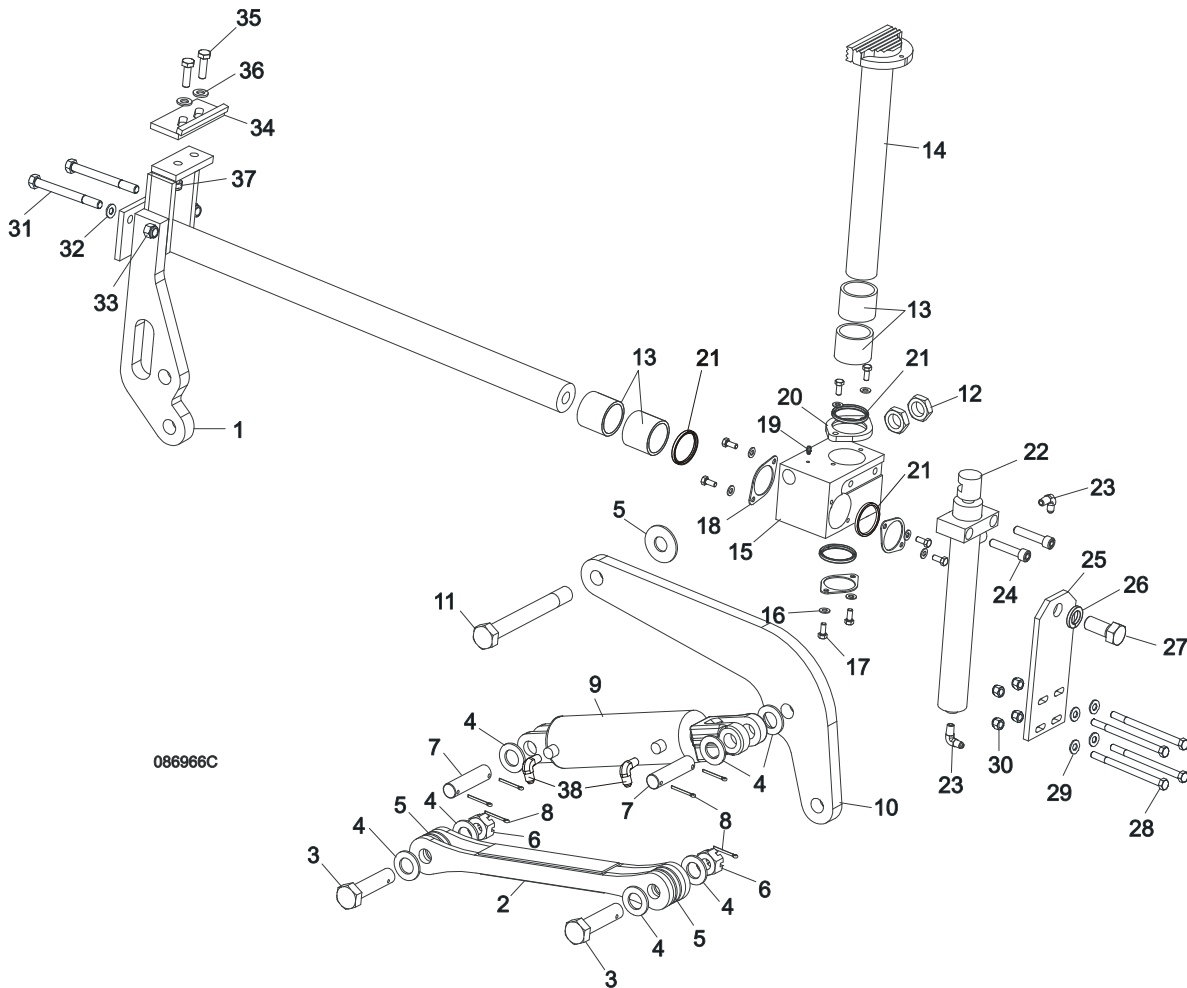


HYDRAULIC SYSTEM

Hydraulic Log Clamp, Front and Rear

14	Screw, M10x40-8.8 Hex Socket Head Cap Zinc	F81003-22	4	
15	Washer, 10.2 Split Lock Zinc	F81055-2	28	
16	Plate, Log Clamp Rear	089538-1	3	
17	Bolt, M10x35-8.8 Hex Head Full Thread Zinc	F81003-17	18	
18	Bracket, Guide Pin Mount	089536-1	2	
19	Pin, Clamp Up/Down Guide	088631	2	
20	Screw, M16x55-8.8 Hex Socket Head Cap Zinc	F81006-18	2	
21	Washer, 16.3 Split Lock Zinc	F81058-2	2	
22	Plug, M33 Thread	089839	2	
	Jaw, Log Clamp Narrow - Complete	094700	1	
23	Jaw, Log Clamp Narrow	093464-1	1	
24	Bearing, 6005 2RSH SKF	550540	4	
25	Shaft, Clamp Jaw Guide	088620-1	4	
26	Ring, Z24 Outside Retaining	089654	4	
27	Ring, W47 Inside Retaining	089653	4	
	Jaw, Log Clamp Wide - Complete	094701	1	
28	Jaw, Log Clamp Wide	093465-1	1	
29	Bearing, 6005 2RSH SKF	550540	4	
30	Shaft, Clamp Jaw Guide	088620-1	4	
31	Ring, Z24 Outside Retaining	089654	4	
32	Ring, W47 Inside Retaining	089653	4	
33	Washer, Clamp Jaw Spacer	089542	4	
34	Bar, Clamp In/Out Side	088622-1	4	
35	Cylinder, SJ2F-40/22/145 Hydraulic	088661	1	
36	Bar, Clamp In/Out Lower	088623-1	1	
37	Pin, 20X75	088657-1	4	
38	Spacer, Lower	089541	4	
39	Pin, S-Zn 5x40 Cotter	F81043-31	10	
40	Bracket, Vertical Cylinder Mount Upper	089540-1	1	
41	Pin, 25X75	088659-1	1	
42	Washer, Clamp Jaw Spacer	501843	1	
43	Washer, 21 Flat Zinc	F81059-2	8	
44	Washer, 28 Flat Zinc	F81061-1	2	
45	Fitting, 1/4NPTx1/4JIC Male	P09143	4	

9.7 Hydraulic Log Clamp



REF.	DESCRIPTION (◆ Indicates Parts Available In Assemblies Only)	PART #	QTY
	HYDRAULIC LOG CLAMP ASSEMBLY	088658	1
1	Rod Weldment, Log Clamp Slide	086967-1	1
2	Arm Weldment, Hydraulic Clamp Link	086963-1	1
3	Pin, B 24x95/85-Clevis Zinc	F81049-2	1
4	Washer, 25 Flat Zinc	F81061-3	8
5	Washer, 25X63 Zinc-Plated	088585-1	5
6	Nut, Z M20-8-B-Slotted Castle Zinc	F81037-3	2
7	Pin, Hydraulic Cylinder Zinc-Plated	086979-1	2
8	Pin, S-Zn 6,3x45 Cotter	F81045-2	6
9	Cylinder, CJ-S96-16-70/32/178 Hydraulic	088589	1
10	Arm, Hydraulic Log Clamp Link	086974-1	1
11	Bolt, M24x217/39 -8.8-B- Hex Head Zinc	088586-1	1
12	Nut, M24 -04-B- Hex Thin Zinc	F81039-3	2
13	Bushing, 5040BS Self-Lubricating	088660	2
14	Rod Weldment, Log Clamp Vertical	088582-1	1
15	Block, Log Clamp Steel	088591-1	1
16	Washer, 8.4 Flat Zinc	F81054-1	8
17	Bolt, M8x20-8.8-B-Hex Head Full Thread Zinc	F81002-4	8



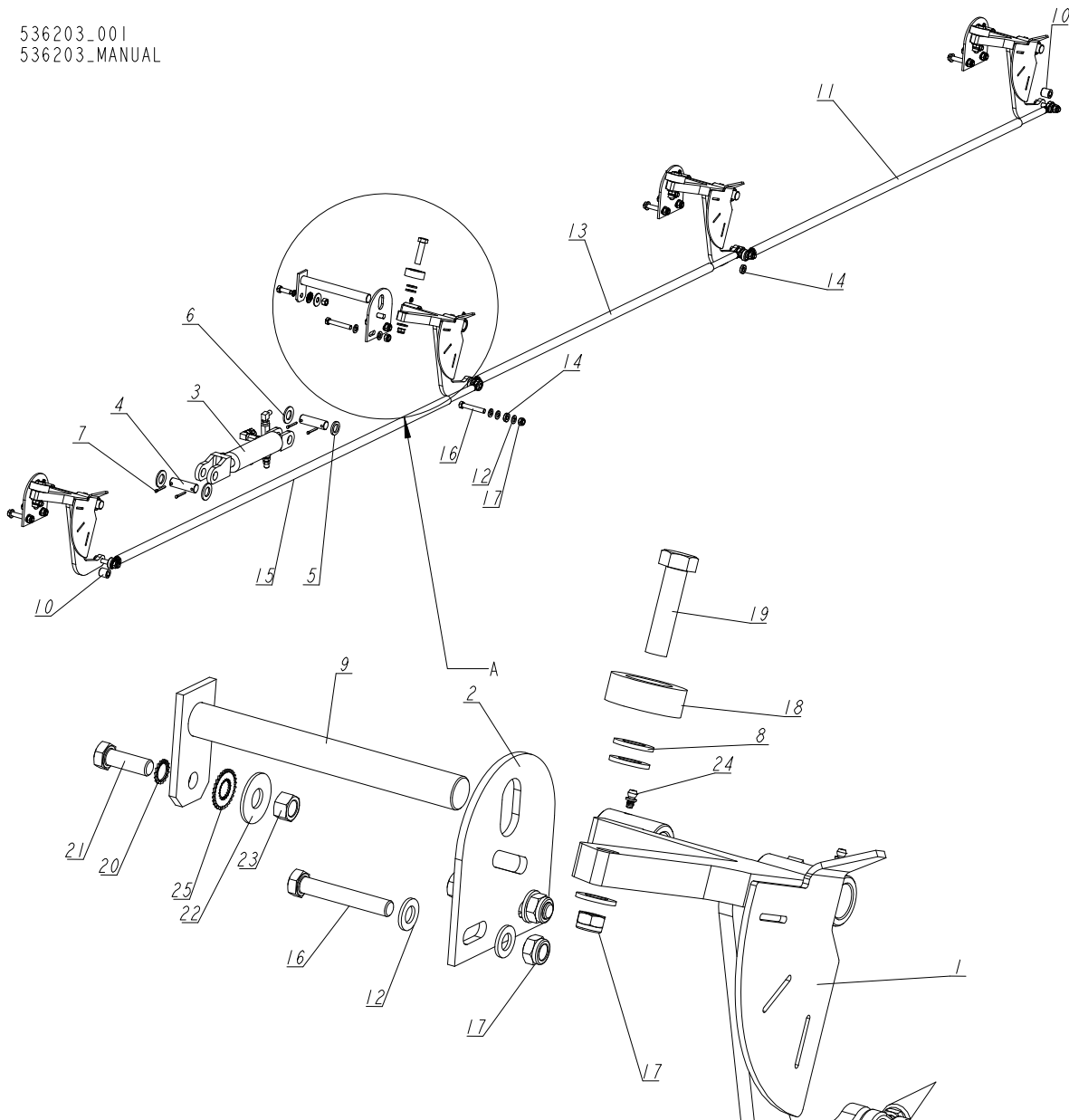
HYDRAULIC SYSTEM

Hydraulic Log Clamp

18	Flange, Clamp Rod Wiper	088887-1	3	
19	Fitting, 3/16" Straight Grease	P04107	1	
20	Flange, Clamp Rod Wiper	088887-1	1	
21	Wiper, ZZ 50x60x7 Log Clamp Rod	088587	1	
22	Cylinder, CJ-S169-16-40/22/254 Hydraulic	088590	1	
23	Fitting, 1/4" NPT - 1/4" JIC Male Elbow	P09142	2	
24	Screw, M12x55 -8.8-B-Hex Socked Head Cap Zinc	F81004-23	2	
25	Plate, Log Clamp Mount	086975-1	1	
26	Washer, Z 22,5 Split Lock	F81059-4	1	
27	Bolt, M22x1,5x40 -8.8-B-Hex Head Full Thread Zinc	F81009-1	1	
28	Bolt, M10 x 125-8.8 Hex Head Zinc	F81003-18	4	
29	Washer, 10.5 Flat Zinc	F81055-1	8	
30	Nut, M10-8-B Hex Nylon Zinc Lock	F81033-1	4	
31	Bolt, M12x130-8.8-Hex Head Zinc	F81004-36	2	
32	Washer, 13 Flat Zinc	F81056-1	2	
33	Nut, M12-8 Hex Zinc	F81034-1	2	
	STOP KIT, CLAMP	K09485	1	
34	Stop Wldmt, Hydraulic Log Clamp	086980-1	1	
35	Bolt, M12 x 40 8.8 Hex Head Full Thread Zinc	F81004-4	2	
36	Washer, 13 Flat Zinc	F81056-1	2	
37	Nut, M12-8 Hex Nylon Zinc Lock	F81034-2	4	
38	Fitting, 3/8JIC-1/4NPT 90L	015491	2	

9.8 Hydraulic Side Supports Assembly "L" (536203)

536203_001
536203_MANUAL



REF.	DESCRIPTION (◆ Indicates Parts Available In Assemblies Only)	PART #	QTY
-	HYDRAULIC SIDE SUPPORTS ASSEMBLY - "L"	536203	1
1	SUPPORT, HYDRAULIC LOG SIDE W/GUARD 2	099788-1	4
2	PLATE, LOG SIDE SUPPORT MOUNT PTD.	091591-1	4
3	Cylinder assembly, 2X6 SUPER hydraulic See Section 9.9	015561	1
4	pin, hydraulic cylinder zinc-plated	086979-1	2
5	washer, 26 - DIN 1440 flat	F81054-8	1
6	washer, 28 Flat zinc	F81061-1	3
7	pin, S-Fe 5x40 cotter	F81043-31	4
8	washer, 17 flat zinc	F81058-1	12
9	pin, side support zinc-plated	091549-1	4
10	bushing, 13/25-25 zinc	505895-1	2



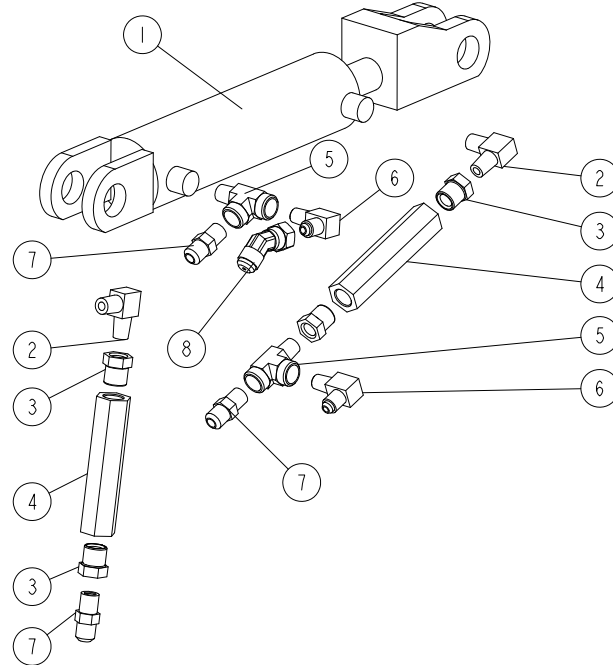
HYDRAULIC SYSTEM

Hydraulic Side Supports Assembly "L" (536203)

REF.	DESCRIPTION (◆ Indicates Parts Available In Assemblies Only)	PART #	QTY	
11	rod, side support - complete L=1675, frame 9.5m See Section 9.10	089842	1	
12	washer, 13-Flat zinc	F81056-1	26	
13	rod, side support - complete L=1480, frame 9,5m See Section 9.10	089376	1	
14	bushing, 12.2/25-6.5 zinc	541891-1	2	
15	rod, side support - complete L=2115 - "L" See Section 9.10	536204	1	
16	bolt, M12X75-8.8-hex head zinc	F81004-21	12	
17	nut, M12- 8- DIN 982 hex nylon zinc lock	F81034-2	16	
18	Roller Assy, Flip Dog	015014	4	
19	bolt, M16x65, 8.8 hex head full thread zinc	F81006-1	4	
20	washer, BN781 M12/13 externally serrated	F81056-16	4	
21	bolt, M12X35 8.8 hex head zinc	F81004-24	4	
22	washer, 15 Flat special zinc plated	F81057-3	4	
23	nut, M12-8 zinc	F81034-1	4	
24	Fitting, 3/16x3/16 Straight Grease	P04107	8	
25	washer, BN781 M12/13 externally serrated	F81056-17	4	

9.9 Hydraulic Cylinder (015561)

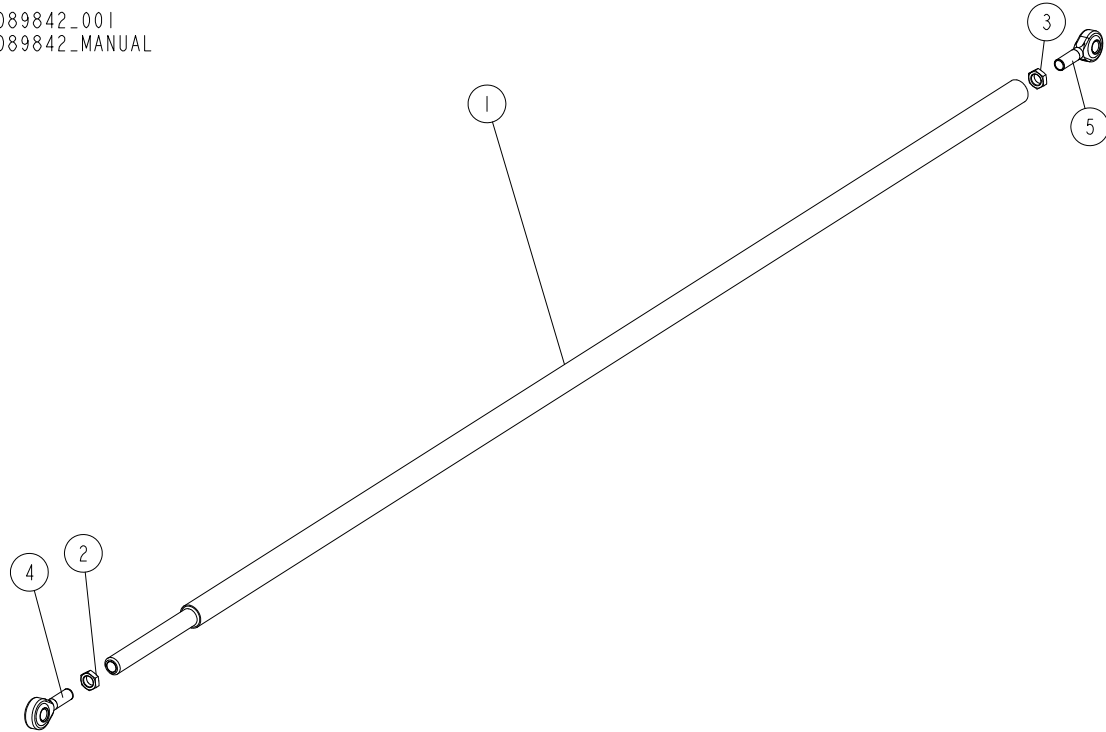
015561_001
 015561_MANUAL



REF.	DESCRIPTION (◆ Indicates Parts Available In Assemblies Only)	PART #	QTY
-	HYDRAULIC CYLINDER, 2X6 OPORY SUPER	015561	1
1	Cylinder, 2x6 Welded	088678	1
2	Fitting, 1/4NPT Male Pipe Elbow	P09140	2
3	Fitting, 3/8NPT-1/4NPT Reducer	015490	4
4	Valve, Side Support Sequence	015484	2
5	Fitting, 1/4NPTx1/4JIC Male Run Tee	P09141	2
6	Fitting, 3/8JIC-1/4NPT 90L	015491	2
7	Fitting, 3/8JIC-1/4NPT Str	015560	3
8	fitting, M/F-90-9/16 JIC elbow	509418	1

9.10 Side Support Rod "L"

089842_001
089842_MANUAL



REF.	DESCRIPTION (◆ Indicates Parts Available In Assemblies Only)	PART #	QTY	
-	SIDE SUPPORT ROD - COMPLETE L=1675, FRAME 9.5m	089842	1	
-	SIDE SUPPORT ROD - COMPLETE L=1480	089376	1	
-	SIDE SUPPORT ROD - COMPLETE L=2115	536204	1	
1	rod, side support zinc-plated L=1605, frame 9.5 m	089530-1 ¹	1	
	rod, side support zinc-plated. L=1420, frame 9,5m	089374-1 ²	1	
	rod, side support zinc-plated L=1955, "L"	536205-1 ³	1	
2	nut, M12-04-A thin	F81034-6	1	
3	nut, M12 LH-04-A left thread thin	F81034-7	1	
4	END, ROD LEFT THREAD	087036	1	
5	END, ROD right THREAD	087035	1	

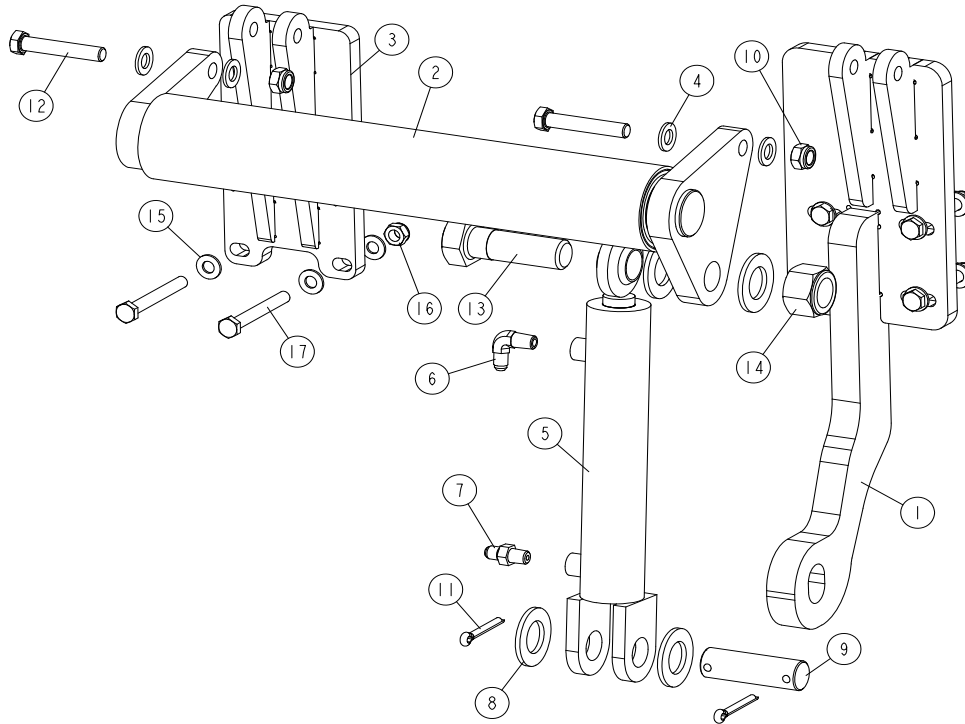
¹ Included in 089842

² Included in 089376

³ Included in 536204

9.11 Hydraulic Toe Board, Middle

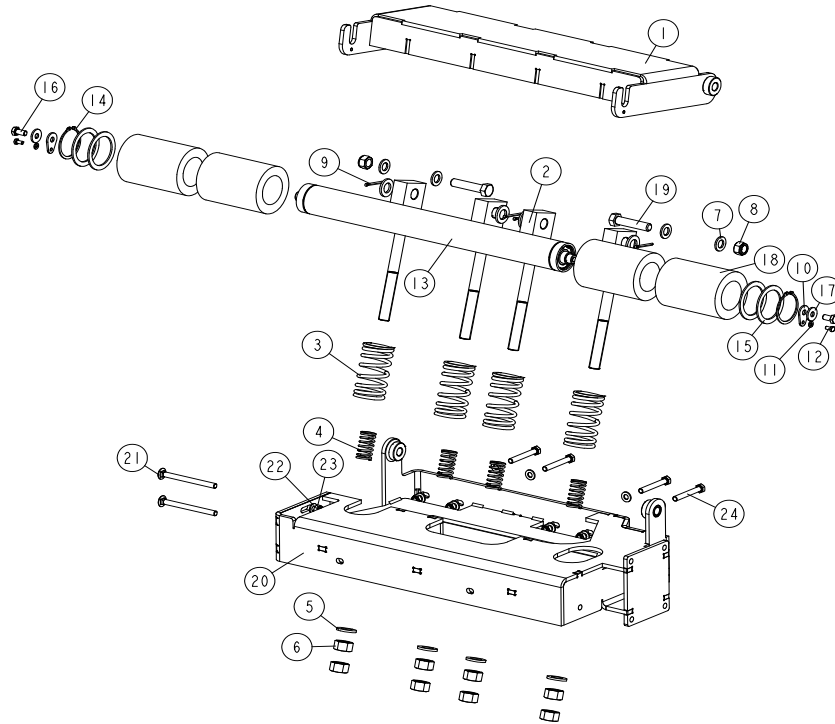
536206_001
536206_MANUAL



REF	DESCRIPTION (u indicates parts available in assemblies only)	PART #	QTY
-	ROLLER, TOE BOARD LEFT	536206	1
1	BRACKET, MIDDLE ROLLER - L-FRAME	536209-1	1
2	ROLLER WELDMENT, HYDRAULIC TOE BOARD	086253-1	1
3	MOUNT WELDMENT, TOE BOARD ROLLER	568310-1	1
4	WASHER, 13 FLAT ZINC	F81056-1	4
-	CYLINDER ASSEMBLY, HYDRAULIC TOE BOARD	085937	1
5	CYLINDER, CJ-S170-16-40/25/152 HYDRAULIC	088681	1
6	Fitting, 1/4NPTx1/4JIC Male Elbow	P09142	1
7	Fitting, 1/4NPTx1/4JIC Male	P09143	1
8	WASHER, 28 FLAT ZINC	F81061-1	4
9	PIN, HYDRAULIC CYLINDER ZINC-PLATED	086979-1	1
10	NUT, M12-8 HEX NYLON ZINC LOCK	F81034-2	2
11	PIN, S-ZN 6,3X45 CONNER	F81045-2	2
12	BOLT, M12X70-8.8 HEX HEAD ZINC	F81004-39	2
13	Bolt, 1-8x3 1/4 HH GR5	F05009-51	1
14	NUT, 1-8 HEX NYLON LOCK ZINC	F05010-109	1
15	WASHER, 10.5 FLAT ZINC	F81055-1	16
16	NUT, M10-8-B NYLON HEX ZINC LOCK	F81033-1	8
17	BOLT, M10X85-8.8 HEX HEAD ZINC	F81003-125	8

9.12 Shock Absorber Assembly - Option for Sawmills Equipped with Hydraulics

550191_001
550191_MANUAL

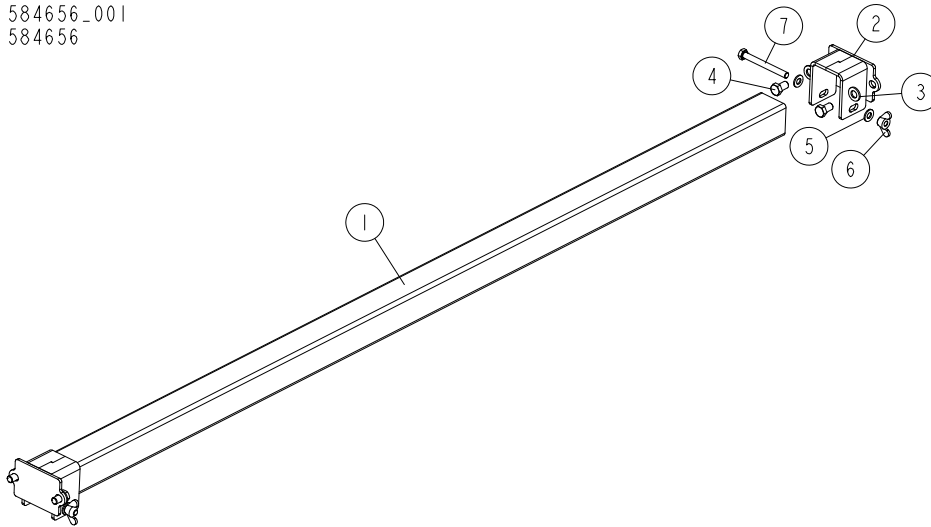


REF	DESCRIPTION (◆ indicates parts available in assemblies only)	PART #	QTY
-	SHOCK ABSORBER, SHORT	550191	1
-	short ROLLER, SHOCK absorber	550192	1
1	roller PLATE, shock absorber	550189-1	1
2	ROD WELDMENT, BUMPER SPRING	510818-1	4
3	SPRING, 110X46X6.5 CUSHION	510815	4
4	SPRING, 60X23X3	088992	4
5	WASHER, 21 FLAT ZINC	F81059-2	8
6	NUT, M20-8 HEX ZINC	F81037-1	8
7	WASHER, 17 FLAT ZINC	F81058-1	4
8	NUT, M16-8 HEX NYLON ZINC LOCK	F81036-2	2
9	PIN, 4X30 COTTER ZINC-PLATED	F81043-22	4
10	WASHER, WM4000 ROLLER MOUNTING	510874-1	2
11	WASHER, 6.4 FLAT ZINC	F81053-1	2
12	BOLT, M6X12-8.8 HEX HEAD FULL THREAD ZINC	F81001-7	2
-	ROLLER W/RUBBER BUSHING	527048	1
13	ROLLER, FRAME M/S	527044-1	1
14	RING, Z60 OUTSIDE RETAINING	F81090-62	2
15	RING, 61/80X3 SPACER	515895	4
16	BOLT, M10X20-5.8 HEX HEAD FULL THREAD ZINC	F81003-1	2
17	WASHER, 10.5 SPECIAL FLAT ZINC	F81055-6	2

REF	DESCRIPTION (◆ indicates parts available in assemblies only)	PART #	QTY	
18	ROLLER, RUBBER	517493	4	
19	BOLT, M1 6X75-8.B-B HEX HEAD FULL THREAD	F81006-10	2	
20	FRAME, SHORT TABLE	550187-1	1	
21	BOLT, M10X125 CARRIAGE	F81003-34	2	
22	WASHER, 10.5 FLAT ZINC	F81055-1	10	
23	NUT, M10-8-B HEX NYLON ZINC LOCK	F81033-1	6	
24	BOLT, M10X75-8.8 HEX HEAD ZINC	F81003-15	4	

9.13 Loader-Arm Rail - "L" Frame

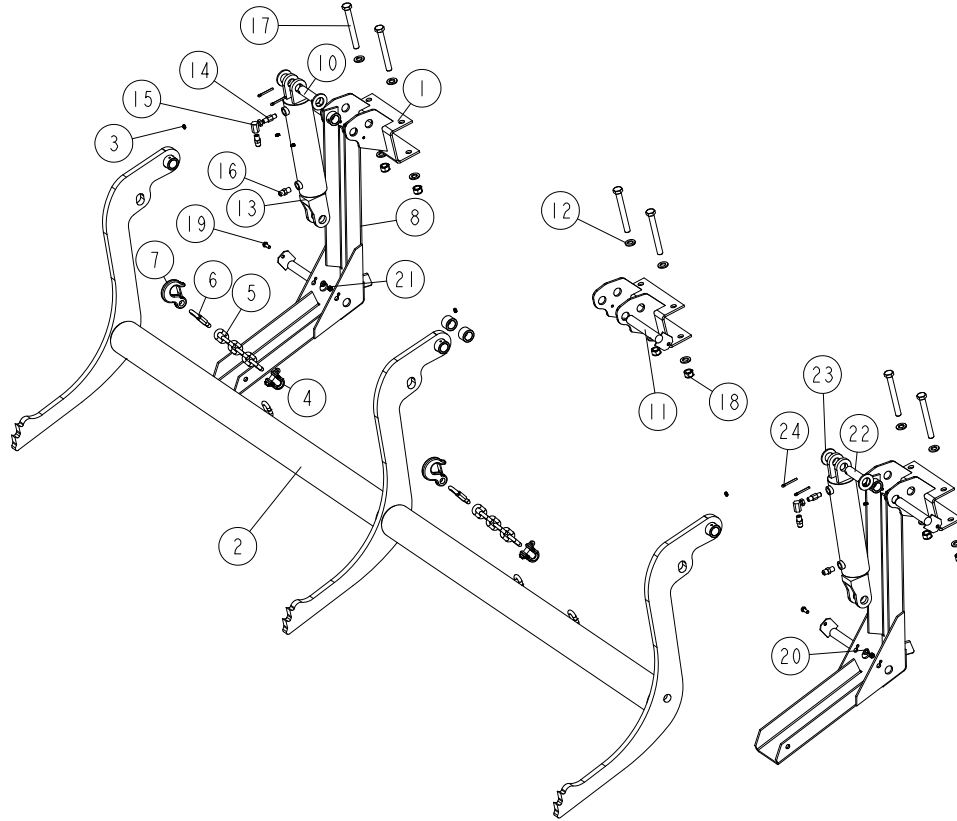
584656_001
 584656



REF	DESCRIPTION (u indicates parts available in assemblies only)	PART #	QTY	
-	RAIL, LOADER-ARM "L" FRAME	584656	1	
1	TUBE, "L" FRAME 2+1 LOADER CONNECTION BRACKET	568390-1	1	
2	BRACKET, CONNECTION LOADER	584650-1	2	
3	WASHER, 13 FLAT ZINC	F81056-1	4	
4	BOLT, M12X20-8.8 HEX HEAD FULL THREAD ZI	F81004-67	4	
5	WASHER, 10.5 FLAT ZINC	F81055-1	4	
6	NUT, M10 WING	F81033-8	2	
7	BOLT, M10X95-8.8-B HEX HEAD ZINC	F81003-71	2	

9.14 Log Loader, 3-arms, L-Frame

527060_001_A
527060_MANUAL



REF	DESCRIPTION (◆ indicates parts available in assemblies only)	PART #	QTY	
-	LOG LOADER, 3-ARMS, L-FRAME	527060	1	
1	BRACKET, LOG LOADER ('M" SUPER FRAME)	500747-1	3	
-	LOG LOADER, FRAME 9,5M - COMPLETE	527059	1	
2	LOG LOADER, WLDMT/PTD.	527058-1	1	
3	Fitting, 3/16x3/16 Straight Grease	P04107	3	
4	SHACKLE, M-D .63	086540	2	
-	CHAIN, HYDRAULIC LOG LOADER SAFETY	A04376	2	
5	CHAIN, N-10X35 - 6-LINK	100951-1	1	
6	CARABINER 10	100767	1	
7	HOOK, 5/8 SAFTEY CHAIN	P12075	1	
-	COMPLETE LOG LOADER FOOT, 9.5 M FRAME	090049	2	
8	FOOT WELDMENT, LOG LOADER (9.5 M FRAME)	090048-1	1	
9	Fitting, 3/16x3/16 Straight Grease	P04107	2	
10	PIN WELDMENT, LOADER	099127-1	5	
11	BOLT, 5/16-18 X 3/4 SELF-TAPPING	F05015-30	3	
12	WASHER, 17 FLAT ZINC	F81058-1	12	
-	CYLINDER ASSY, LOG LOADING SUPER	015562	2	
13	CYLINDER, CJ-S95-16-70/32/203 HYDRAULIC	088680	1	
14	FITTING, 1/4NPT VELOCITY FUSE 5.0GPM	015750	1	
15	Fitting, 1/4NPT-1/4JIC Swivel Elbow	P12199	1	



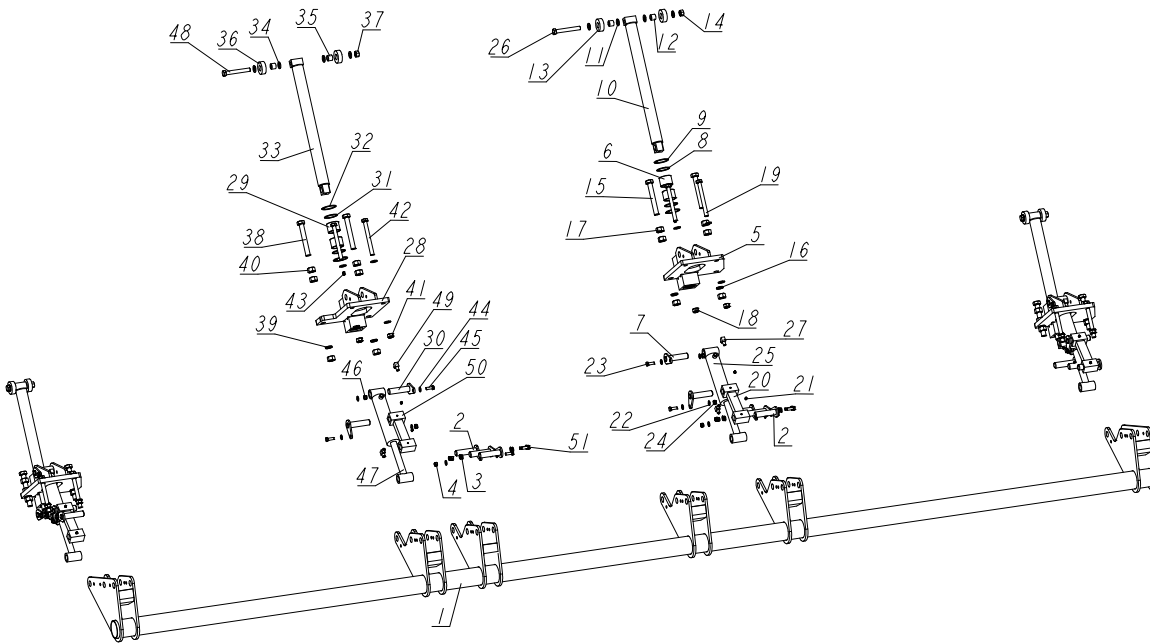
HYDRAULIC SYSTEM

Log Loader, 3-arms, L-Frame

REF	DESCRIPTION (◆ indicates parts available in assemblies only)	PART #	QTY	
16	FITTING, 3/8JIC-1/4NPT STRAIGHT	015560	2	
17	BOLT, M16X140-8.8 HEX HEAD ZINC	F81006-4	6	
18	NUT, M16-8 HEX NYLON ZINC LOCK	F81036-2	6	
19	BOLT, M8X20-8.8-B HEX HEAD FULL THREAD Z	F81002-4	2	
20	WASHER, 8.4 FLAT ZINC	F81054-1	2	
21	NUT, M8-8-B HEX NYLON ZINC LOCK	F81032-2	2	
22	PIN, HYDRAULIC CYLINDER ZINC-PLATED	086979-1	2	
23	WASHER, 28 FLAT ZINC	F81061-1	4	
24	PIN, S-ZN 5X40 COTTER	F81043-31	4	
25	BUSHING, 25.8/38-26	557134-1	2	

9.15 Vertical Side Support Kit - L-type frame

503567_001
503567_MANUAL



REF	DESCRIPTION (◆ indicates parts available in assemblies only)	PART #	QTY
-	SUPPORT KIT, SPECIAL VERTICAL SIDE (L)	503567	1
1	Mount weldment, vertical side support L-Type frame	500001-1	1
2	PIN WELDMENT, VERTICAL SIDE SUPPORT ZINC	091197-1	12
3	WASHER, 10.5 FLAT ZINC	F81055-1	24
4	NUT, M10-8-B HEX NYLON ZINC LOCK	F81033-1	12
-	VERTICAL SIDE SUPPORT FOR STATIONARY FRA	508957	3
5	Mount weldment, LT70/300 Vertical Side SUPPORT	508958-1	1
6	BUSHING, 5040BS NON-GREASABLE	088660	2
7	PIN WELDMENT, VERTICAL SIDE SUPPORT ZINC	091197-1	2
8	RING, LT70/300 VERTICAL SIDE SUPPORT ZINC	094004-1	2
9	RING, 62W INSIDE RETAINING	F81090-1	2
10	ROD WELDMENT, VERTICAL SIDE SUPPORT	508971-1	1
11	WASHER, 17 FLAT ZINC	F81058-1	8
12	BUSHING, LT70/300 VERTICAL SIDE SUPPORT B	094012	2
13	ROLLER, LT70/300 VERTICAL SIDE SUPPORT Z	094013-1	2
14	NUT, M16-5.8 HEX ZINC	F81036-1	1
15	BOLT, ISO 4017 M20X150 8.8 ZINC-PLATED	F81007-3	2
16	WASHER, 20.5 SPLIT LOCK ZINC	F81059-1	2
17	NUT, M20-8 HEX ZINC	F81037-1	6
18	NUT, M16-8 HEX NYLON ZINC LOCK	F81036-2	2
19	BOLT, M16X160 -8.8 HEX HEAD ZINC	F81006-20	2
20	LINK WELDMENT, LT70/300 VERTICAL SIDE SU	094016-1	1
21	FITTING, M6 GREASE	086280	3



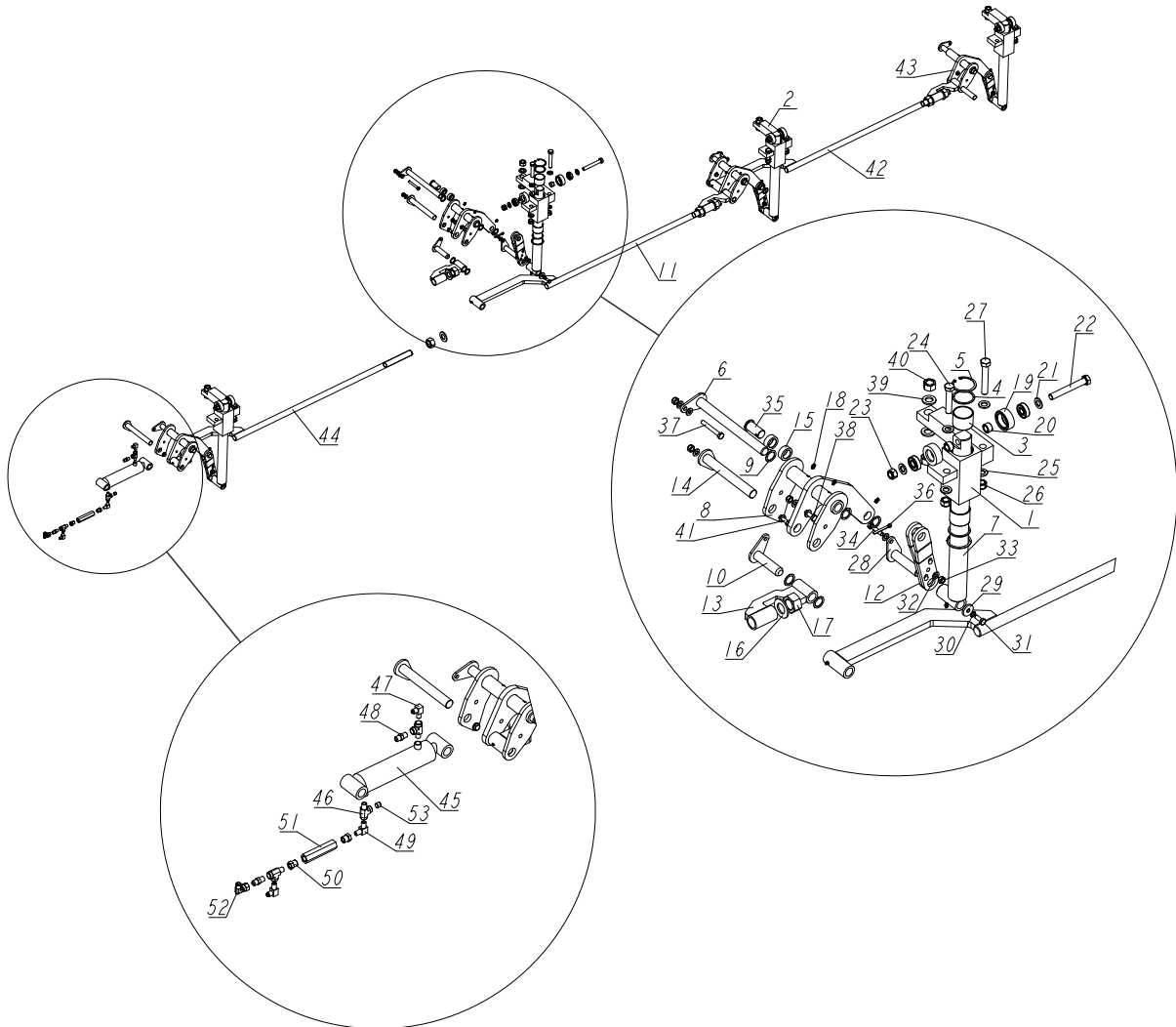
HYDRAULIC SYSTEM

Vertical Side Support Kit - L-type frame

REF	DESCRIPTION (◆ indicates parts available in assemblies only)	PART #	QTY	
22	WASHER, 10.5 FLAT ZINC	F81055-1	4	
23	BOLT, M10X30-5.8 HEX HEAD FULL THREAD ZI	F81003-2	2	
24	NUT, M10-8-B HEX NYLON ZINC LOCK	F81033-1	2	
25	CYLINDER, 28/150 1/4 NPT PORT HYDRAULIC	094002	1	
26	BOLT, ISO 24014 M16X120_8.8 A2E	F81006-25	1	
27	FITTING, 3/8JIC-1/4NPT 90L	015491	2	
-	VERTICAL SIDE SUPPORT FOR STATIONARY FRA	508960	1	
28	MOUNT WELDMENT, VERTICAL SUPPORT GUIDE -	508961-1	1	
29	BUSHING, 5040BS NON-GREASABLE	088660	2	
30	PIN WELDMENT, VERTICAL SIDE SUPPORT ZINC	091197-1	2	
31	RING, LT70/300 VERTICAL SIDE SUPPORT ZIN	094004-1	2	
32	RING, 62W INSIDE RETAINING	F81090-1	2	
33	ROD WELDMENT, VERTICAL SIDE SUPPORT	508971-1	1	
34	WASHER, 17 FLAT ZINC	F81058-1	8	
35	BUSHING, LT70/300 VERICAL SIDE SUPPORT B	094012	2	
36	ROLLER, LT70/300 VERTICAL SIDE SUPPORT Z	094013-1	2	
37	NUT, M16-5.8 HEX ZINC	F81036-1	1	
38	BOLT, ISO 4017 M20X150 8.8 ZINC-PLATED	F81007-3	2	
39	WASHER, 20.5 SPLIT LOCK ZINC	F81059-1	2	
40	NUT, M20-8 HEX ZINC	F81037-1	6	
41	NUT, M16-8 HEX NYLON ZINC LOCK	F81036-2	2	
42	BOLT, M16X160 -8.8 HEX HEAD ZINC	F81006-20	2	
43	FITTING, M6 GREASE	086280	3	
44	WASHER, 10.5 FLAT ZINC	F81055-1	4	
45	BOLT, M10X30-5.8 HEX HEAD FULL THREAD ZI	F81003-2	2	
46	NUT, M10-8-B HEX NYLON ZINC LOCK	F81033-1	2	
47	CYLINDER, 28/150 1/4 NPT PORT HYDRAULIC	094002	1	
48	BOLT, ISO 24014 M16X120_8.8 A2E	F81006-25	1	
49	FITTING, 3/8JIC-1/4NPT 90L	015491	2	
50	LINK WELDMENT, LT70/300 VERTICAL SIDE SU	094016-1	1	
51	BOLT, DIN933-M10X30-8.8-A2E HEX HEAD	F81003-111	12	

9.16 Side Supports "L" Frame

568335_001
568335



REF	DESCRIPTION (u indicates parts available in assemblies only)	PART #	QTY
-	SUPPORT ASSY, L FRAME SIDE	568335	1
1	BLOCK WELDMENT, LX450 SIDE SUPPORT GUIDE	519034-1	3
2	BLOCK WELDMENT, VERTICAL SIDE SUPPORT GU	545581-1	1
3	BUSHING, 5040BS NON-GREASABLE	088660	8
4	RING, LT70/300 VERTICAL SIDE SUPPORT ZIN	094004-1	8
5	ring, PN-M/85111 retaining	F81090-1	8
6	PIN WELDMENT, 25X279 ZINC-PLATED	516140-1	4
7	SUPPORT, COMPLETE SIDE	516125-1	4
8	ARM WELDMENT, SIDE SUPPORT (I)	584648-1	3
9	WASHER, 25.7/35-1.5	503406	17
10	PIN WELDMENT, VERTICAL SIDE SUPPORT ZINC	091197-1	1
11	pusher, vertical side support middle	568339-1	1
12	LINK, SIDE SUPPORT ARM	532772-1	4
13	BRACKET, SIDE SUPPORT ADJUSTMENT	516116-1	3

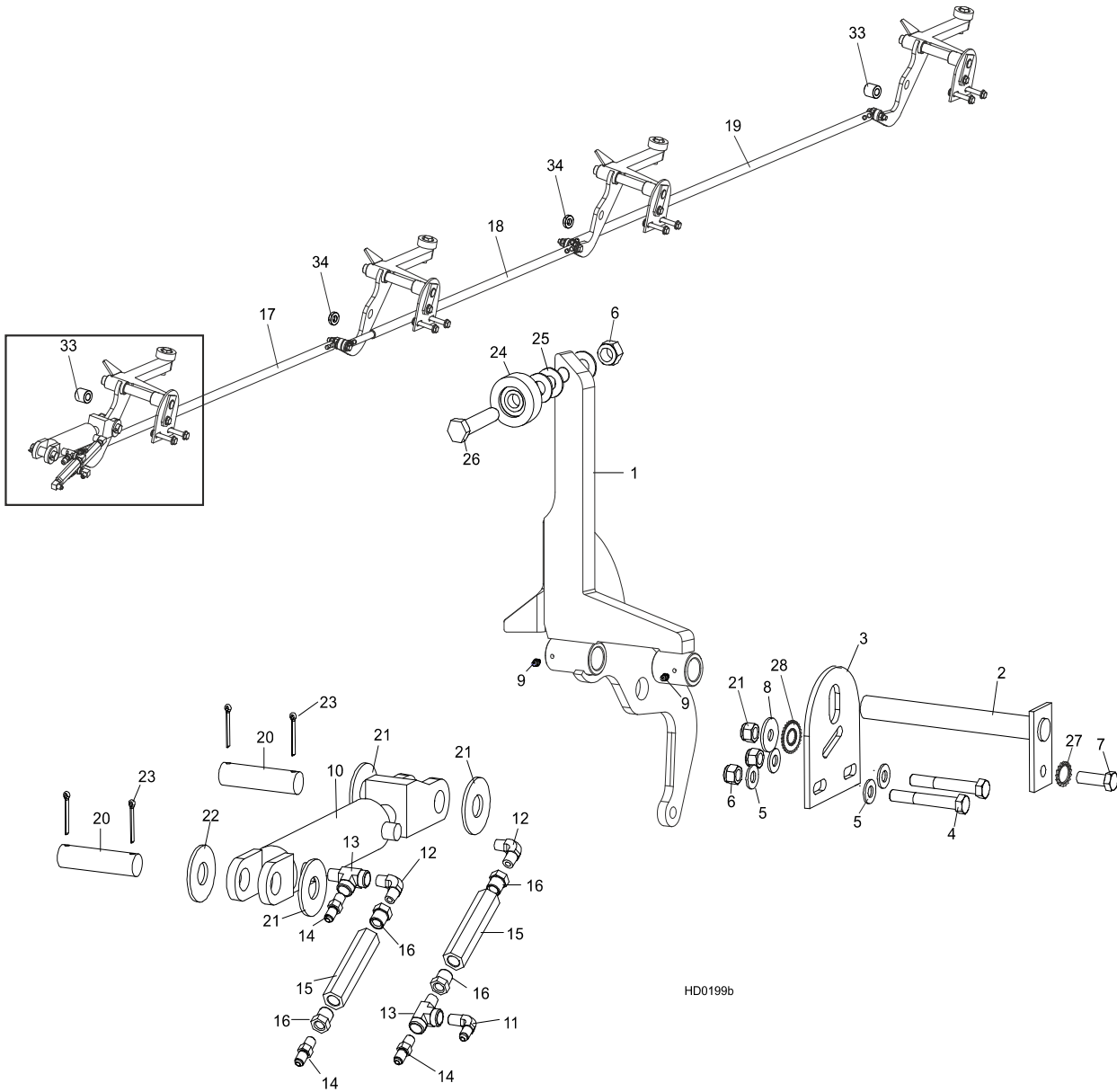


HYDRAULIC SYSTEM

Side Supports "L" Frame

REF	DESCRIPTION (u indicates parts available in assemblies only)	PART #	QTY	
14	SHAFT WELDMENT, SIDE SUPPORT ZINC-PLATED	520299-1	4	
15	BUSHING, SIDE SUPPORT	087315	2	
16	WASHER, 31 FLAT ZINC	F81061-9	6	
17	NUT, M30 HEX ZINC	F81038-3	6	
18	fitting, PN/M-86002 grease	086280	12	
-	ROLLER ASSEMBLY, LOG SIDE SUPPORT	516142	4	
19	ROLLER, SIDE SUPPORT	015014-1	2	
20	BUSHING, 16.5/25-14 SPACER ZINC	501415-1	2	
21	WASHER, 17 SPLIT LOCK ZINC	F81058-1	2	
22	BOLT, ISO 24014 M16X120_8.8 A2E	F81006-25	1	
23	NUT, M16-8-HEX NYLON ZINC LOCK	F81036-2	1	
24	BOLT, M16X80 8.8-B- HEX HEAD FULL THREAD	F81006-11	2	
25	WASHER, 17 SPLIT LOCK ZINC	F81058-1	13	
26	NUT, M16-8-HEX NYLON ZINC LOCK	F81036-2	6	
27	BOLT, M16X100-8.8 HEX HEAD FULL THREAD Z	F81006-2	4	
28	PIN WELDMENT W/LOCK	519040-1	4	
29	WASHER, 11/34.5-5	089973	2	
30	WASHER, Z 10.2 SPLIT LOCK ZINC	F81055-2	2	
31	BOLT, M10X25 8.8 HEX HEAD FULL THREAD ZI	F81003-11	2	
32	WASHER, 10.5 FLAT ZINC	F81055-1	22	
33	NUT, M10-8-B HEX NYLON ZINC LOCK	F81033-1	11	
34	BOLT, M10X45-8.8 HEX HEAD FULL THREAD ZI	F81003-3	4	
35	PIN, LINK	578575-1	4	
36	PIN, S-ZN-6.3X45 COTTER	F81045-2	2	
37	BOLT, M10X75-8.8 HEX HEAD ZINC	F81003-15	2	
38	BOLT, M10X40-8.8 HEX HEAD FULL THREAD ZI	F81003-16	1	
39	WASHER, 21 FLAT ZINC	F81059-2	8	
40	NUT, M20-8-FE/ZN5 PN-86/M-82144	F81037-1	8	
41	BOLT,M10X35-8.8 HEX HEAD FULL THREAD ZIN	F81003-17	4	
42	pusher, vertical side support left	568343-1	1	
43	ARM, SIDE SUPPORT - COMPLETE	515998-1	1	
44	pusher, vertical side support right	568344-1	1	
-	CYLINDER ASSEMBLY, HYDRAULIC STANDARD PL	555238	1	
45	CYLINDER, 28/150 1/4 NPT PORT HYDRAULIC	094002	1	
46	FITTING, C3759X4 MALE 'T'	P09141	3	
47	FITTING, 3/8JIC-1/4NPT 90 ELBOW	015491	2	
48	FITTING, 3/8JIC-1/4NPT STRAIGHT	015560	2	
49	Fitting, 1/4NPT Male Pipe Elbow	P09140	1	
50	FITTING, 3/8" NPT X 1/4" NPT REDUCER	015490	2	
51	Valve, Side Support Sequence	015484	1	
52	FITTING, M/F-90-9/16 JIC ELBOW	500597	1	
53	PLUG, 1/4-18 NPT BLANK	096221	1	

9.17 Hydraulic Log Side Supports (L Type Frame)



HD0199b

REF.	DESCRIPTION (◆ Indicates Parts Available In Assemblies Only)	PART #	QTY
	hydraulic log side supports (L type frame)	093746	1
1	SUPPORT, HYDRAULIC LOG SIDE	091653-1	4
2	pin, log side support pivot	091549-1	4
3	plate, log side support end	091591-1	4
4	BOLT, M12X75-8.8 Hex head zinc	F81004-21	8
5	WASHER, 13 FLAT ZINC	F81056-1	16
6	NUT, M12-8 HEX NYLON ZINC LOCK	F81034-2	12
7	BOLT, M12 X 35-8.8 HEX HEAD FULL THREAD ZINC	F81004-24	4
8	Washer, 15 Special flat Zinc	F81057-3	4
9	FITTING, 3/16" GREASE	P04107	8
	CYLINDER ASSY, 2x6 SIDE SUPPORT SUPER	015561	1



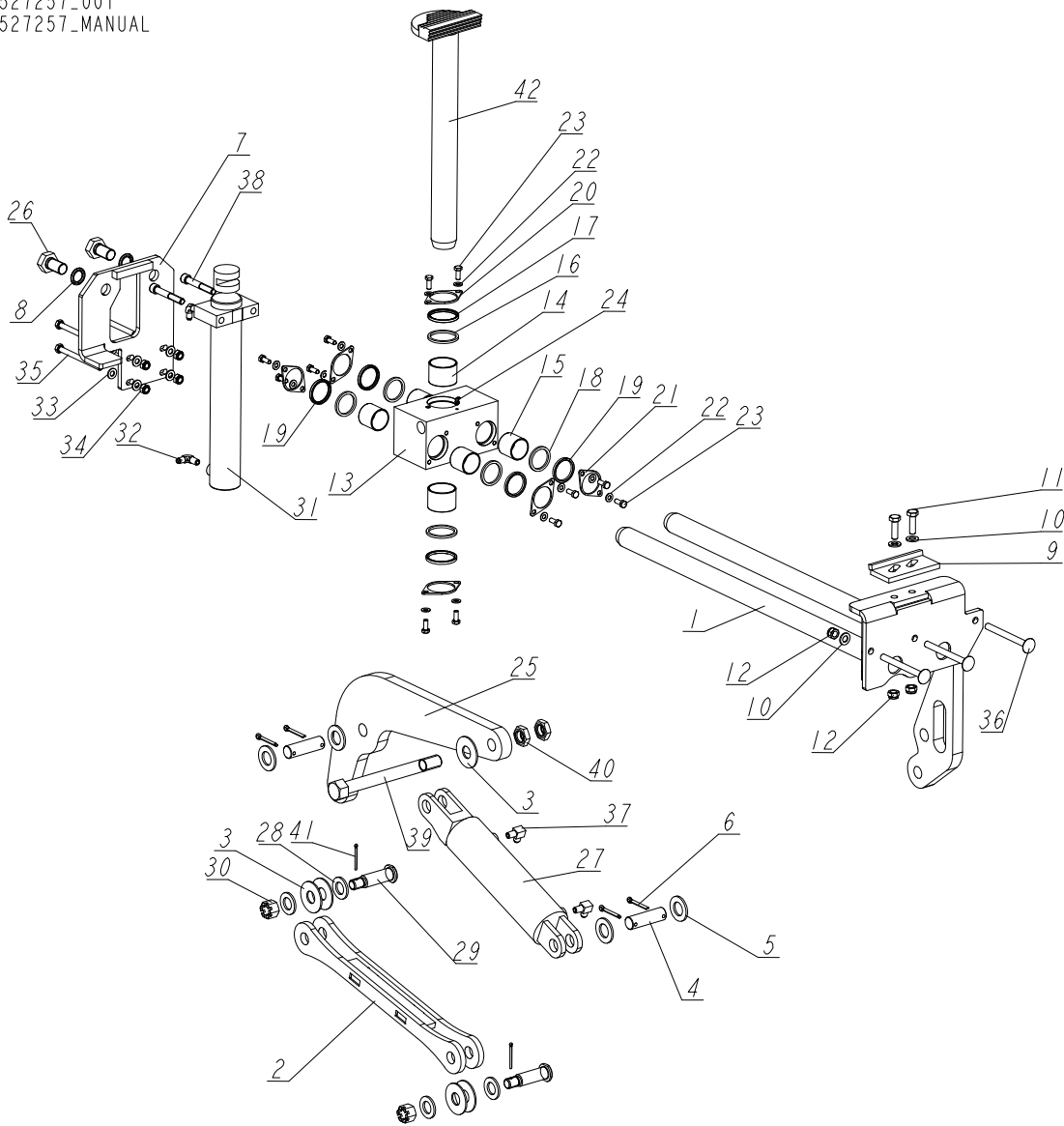
HYDRAULIC SYSTEM

Hydraulic Log Side Supports (L Type Frame)

10	Cylinder, CJ-S270-16-50/28/152 Hydraulic	088678	1	
	Seal Kit, 6" x 2" Hydraulic Cylinder	P12954	1	
11	Fitting, 3/8JIC-1/4NPT 90L	015491	2	
12	Fitting, C3529x4 90° Pipe	P09140	4	
13	Fitting, C3759x4 Male 'T'	P09141	2	
14	Fitting, 3/8JIC-1/4NPT Straight	015560	2	
15	Valve, Hydraulic Sequence	015484	2	
16	Fitting, 3/8" NPT - 1/4" NPT Reducer	015490	4	
17	ROD, HYDRAULIC SIDE SUPPORT LINK L-1675 COMPLETE	089842	1	
18	ROD, HYDRAULIC SIDE SUPPORT LINK L-1480 COMPLETE	089376	1	
19	ROD, HYDRAULIC SIDE SUPPORT LINK L-1960 COMPLETE	089377	1	
20	PIN, CYLINDER MOUNT	086979-1	2	
21	WASHER, 28 FLAT ZINC	F81061-1	3	
22	WASHER, 26 FLAT ZINC DIN 1440	F81054-8	1	
23	PIN, 5 X 40 COTTER	F81043-31	4	
	Roller Kit, Side SUpport	015109	4	
24	Roller Assembly, Side Support	015014-1	4	
25	Washer, 17 Flat Zinc	F81058-1	12	
26	BOLT, M16x65-8.8-B HEX HEAD FULL THREAD ZINC	F81006-1	4	
27	WASHER, BN781 M12/13 SERRATED	F81056-16	4	
28	WASHER, BN783 M12/12.3/30.3 SERRATED	F81056-17	4	
	Instruction Sheet, Side Support Roller	015109-526	1	
33	BUSHING 13/25-25 ZINC	505895-1	2	
34	BUSHING 12.2/25-6.5 ZINC	541891-1	2	

9.18 Main Hydraulic Log Clamp (2 Rods)

527257_001
527257_MANUAL



REF	DESCRIPTION (◆ indicates parts available in assemblies only)	PART #	QTY
-	CLAMP, MAIN HYDRAULIC - 2 RODS	527257	1
1	ROD WELDMENT, MAIN HYDRAULIC CLAMP	525107-1	1
2	ARM WELDMENT, HYDRAULIC CLAMP LINK PTD	086963-1	1
3	WASHER, 25 X 63 ZINC-PLATED	088585-1	5
4	PIN, HYDRAULIC CYLINDER ZINC-PLATED	086979-1	2
5	WASHER, 28 FLAT ZINC	F81061-1	4
6	pin, S-Zn-6.3x45 cotter	F81045-2	4
7	PLATE, MOUNT (LOG CLAMP W/2 RODS)	527258-1	1
8	WASHER, Z 22.5 SPLIT LOCK ZINC	F81059-4	2
9	STOP WLDMT, HYDRAULIC LOG CLAMP PAINTED	086980-1	1
10	WASHER,13 FLAT ZINC	F81056-1	5
11	BOLT, M12X40 8.8 HEX HEAD FULL THR.ZINC	F81004-4	2

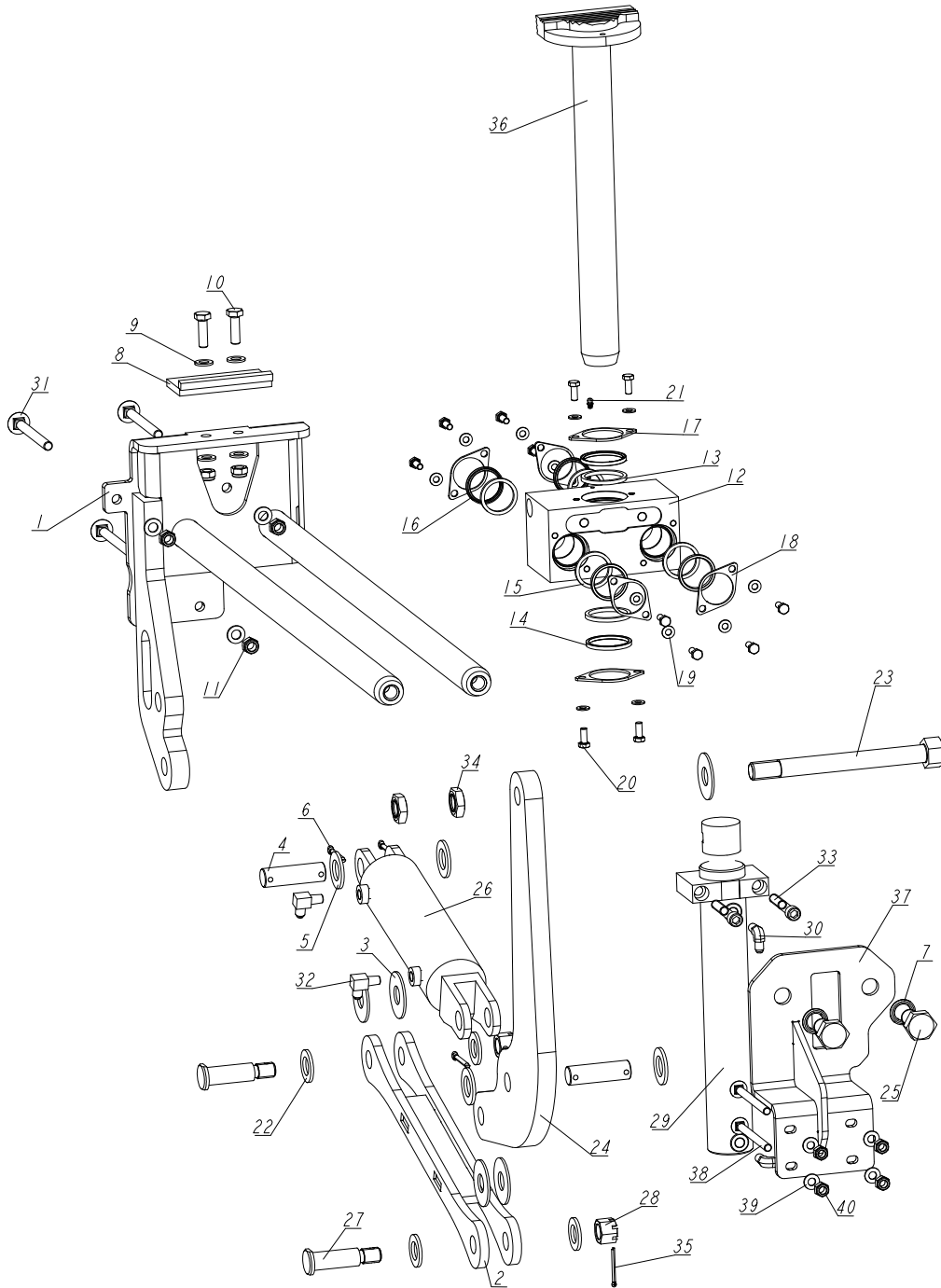


HYDRAULIC SYSTEM

Main Hydraulic Log Clamp (2 Rods)

REF	DESCRIPTION (◆ indicates parts available in assemblies only)	PART #	QTY
12	NUT, M12 8 HEX NYLON ZINC LOCK	F81034-2	5
-	BLOCK, STEEL W/BUSHINGS - COMPLETE	521951	1
-	BLOCK, STEEL W/BUSHINGS	521950-1	1
13	BLOCK, STEEL	521937	1
14	BUSHING, 5040BS NON-GREASABLE	088660	2
15	BUSHING, 4040BS SELF-LUBRICATING	525077	4
16	SPACER, HYDRAULIC LOG CLAMP	089324	2
17	WIPER, ZZ 50X60X7 INCO LOG CLAMP ROD	088587	2
18	WASHER, WIPER - WIDE	525080	4
19	WIPER, ZZ-40X50X5/7	525079	4
20	FLANGE, CLAMP ROD WIPER PAINTED	088887-1	2
21	FLANGE, WIPER	525081-1	4
22	washer, 8.4 Flat zinc	F81054-1	12
23	BOLT, M8X20-8.8-B HEX HEAD FULL THREAD Z	F81002-4	12
24	Fitting, 3/16x3/16 Straight Grease	P04107	1
25	ARM, HYDRAULIC LOG CLAMP LINK	086974-1	1
26	BOLT,M22X1,5X40-8.8-B HEX HEAD FULL ZINC	F81009-1	2
27	CYLINDER, CJ-596-16-70/32/78 HYDRAULIC	088589	1
	GASKET, WM 70/32H178AU(088589)(088680)	589503-S	1
28	WASHER, 25 FLAT ZINC	F81061-3	4
29	PIN, B 24X95/85 CLEVIS ZINC	F81049-2	2
30	NUT, Z M20-8-B SLOTTED CASTLE ZINC	F81037-3	2
31	CYLINDER, CJ-S582-16-50/35/300	711617	1
32	Fitting, 1/4NPTx1/4JIC Male Elbow	P09142	2
33	washer, 10.5 Flat zinc	F81055-1	8
34	NUT, M10-8-B HEX NYLON ZINC LOCK	F81033-1	4
35	BOLT, M10 X 125-8.8 HEX HEAD ZINC	F81003-18	4
36	BOLT, M12X130-8.8 CARRIAGE HEAD ZINC	F81004-26	3
37	Fitting, 3/8JIC-1/4NPT 90L	015491	2
38	SCREW, M12X80-8.8 HEX SOCKET HEAD CAP ZINC	F81004-20	2
39	BOLT M24X240-8.8-B HEX HEAD ZINC	F81009-17	1
40	NUT, M24-04-B HEX THIN ZINC	F81039-3	2
41	PIN, 4X30 COTTER ZINC-PLATED	F81043-22	2
42	ROD ASSEMBLY, VERTICAL	710735-1	1

9.19 Main Log Clamp (540970)



REF	DESCRIPTION (◆ indicates parts available in assemblies only)	PART #	QTY
-	MAIN LOG CLAMP	540970	1
1	rod assembly, main log clamp	540969-1	1
2	ARM WELDMENT, HYDRAULIC CLAMP LINK PTD	086963-1	1
3	WASHER, 25 x 63 ZINC-PLATED	088585-1	5
4	PIN, HYDRAULIC CYLINDER ZINC-PLATED	086979-1	2
5	WASHER, 28	F81061-1	4

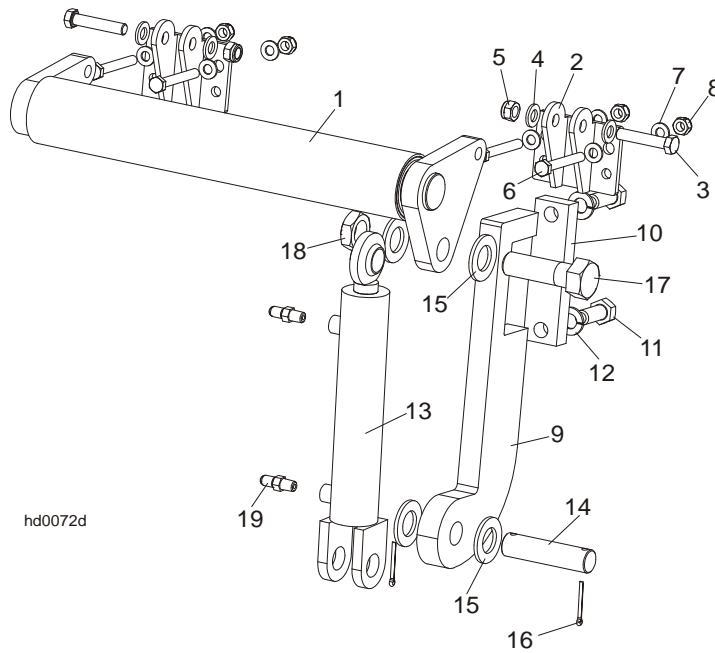


HYDRAULIC SYSTEM

Main Log Clamp (540970)

REF	DESCRIPTION (◆ indicates parts available in assemblies only)	PART #	QTY	
6	PIN, S-ZN-6.3X45 COTTER	F81045-2	4	
7	WASHER, Z 22.5 SPLIT LOCK ZINC	F81059-4	2	
8	STOP WLDMT, HYDRAULIC LOG CLAMP PAINTED	086980-1	1	
9	WASHER,13 FLAT ZINC	F81056-1	7	
10	BOLT, M12x40 8.8 HEX HEAD FULL THR.ZINC	F81004-4	2	
11	NUT, M12 8 HEX NYLON ZINC LOCK	F81034-2	5	
-	BLOCK, STEEL W/BUSHINGS - COMPLETE	521951	1	
12	BLOCK, STEEL W/BUSHINGS	521950-1	1	
13	SPACER, HYDRAULIC LOG CLAMP	089324	2	
14	WIPER, ZZ 50x60x7 INCO LOG CLAMP ROD	088587	2	
15	WASHER, WIPER - WIDE	525080	4	
16	WIPER, ZZ-40X50X5/7	525079	4	
17	FLANGE, CLAMP ROD WIPER PAINTED	088887-1	2	
18	FLANGE, WIPER	525081-1	4	
19	WASHER, 8.4 FLAT ZINC	F81054-1	12	
20	BOLT, M8x20-8.8-B HEX HEAD FULL THREAD Z	F81002-4	12	
21	FITTING, 3/16X3/16 STRAIGHT GREASE	P04107	1	
22	WASHER, 25 FLAT ZINC	F81061-3	4	
23	BOLT M24X240-8.8-B HEX HEAD ZINC	F81009-17	1	
24	arm, log clamp	547699-1	1	
25	BOLT,M22X1,5X40-8.8-B HEX HEAD FULL ZINC	F81009-1	2	
26	CYLINDER, CJ-596-16-70/32/78 HYDRAULIC	088589	1	
	GASKET, WM 70/32H178AU(088589)(088680)	589503-S	1	
27	PIN, B 24x95/85 CLEVIS ZINC	F81049-2	2	
28	NUT, Z M20-8-B SLOTTED CASTLE ZINC	F81037-3	2	
29	CYLINDER, CJ-S582-16-50/35/300	711617	1	
30	FITTING, 1/4NPTX1/4JIC MALE ELBOW	P09142	2	
31	Bolt, M12x130-8.8 Carriage Head Zinc	F81004-26	3	
32	FITTING, 3/8JIC-1/4NPT 90L	015491	2	
33	SCREW, M12x80-8.8 HEX SOCKET HEAD CAP ZI	F81004-20	2	
34	NUT, M24-04-B HEX THIN ZINC	F81039-3	2	
35	PIN, 4x30 COTTER ZINC-PLATED	F81043-22	2	
36	ROD ASSEMBLY, VERTICAL	710735-1	1	
37	bracket, complete	547682-1	1	
38	BOLT, M10X125 CARRIAGE	F81003-34	4	
39	WASHER, 10.5 FLAT ZINC	F81055-1	4	
40	NUT, M10-8-B HEX NYLON ZINC LOCK	F81033-1	4	

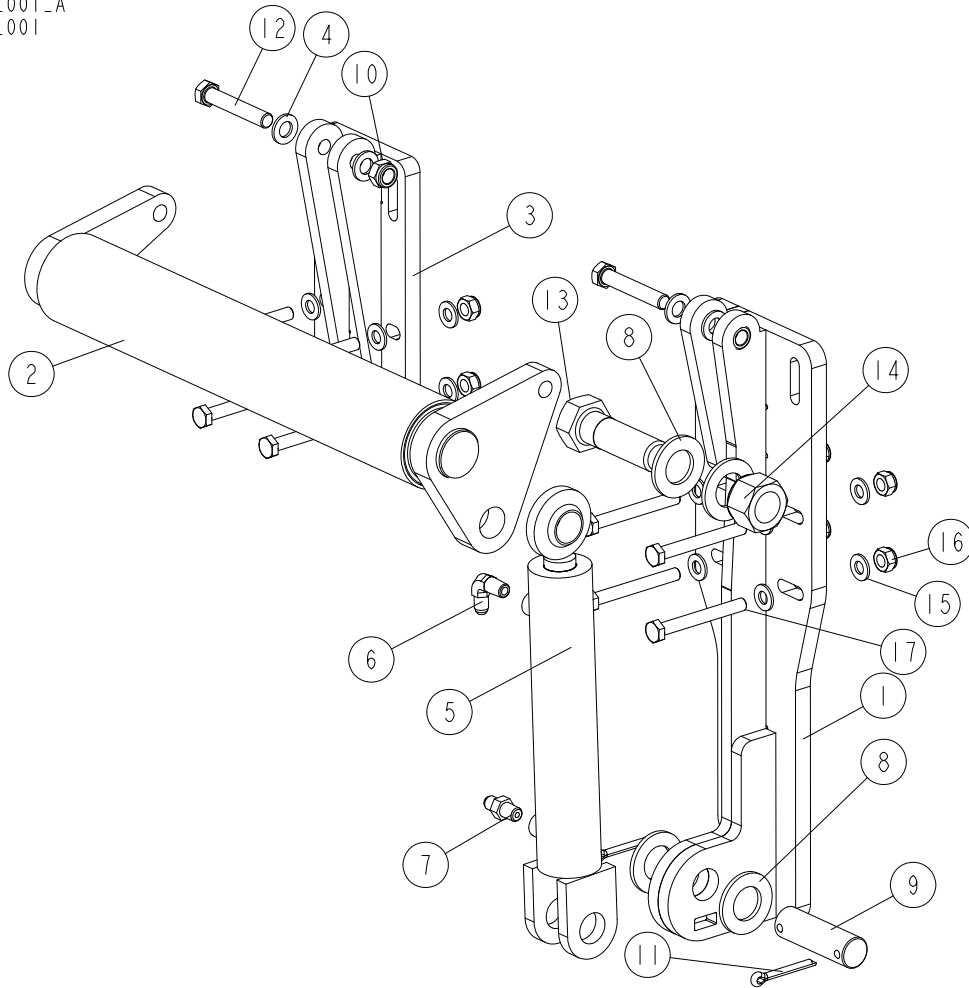
9.20 Hydraulic Toe Board



REF	DESCRIPTION (◆ indicates parts available in assemblies only)	PART #	QTY	
	HYDRAULIC TOE BOARD - REAR	092634	1	
1	ROLLER WELDMENT, HYDRAULIC TOE BOARD	086253-1	1	
2	BRACKET, TOE BOARD ROLLER MOUNT	087903-1	2	
3	Bolt, M12x60-8.8 Hex Head Zinc	F81004-5	4	
4	WASHER, 13 FLAT ZINC	F81056-1	8	
5	NUT, M12 8 HEX NYLON ZINC LOCK	F81034-2	4	
6	Bolt, M10x75-8.8 Hex Head Zinc	F81003-15	8	
7	Washer, 10.5 Flat Zinc	F81055-1	16	
8	NUT, M10-8-B HEX NYLON ZINC LOCK	F81033-1	8	
9	PLATE, TOE BOARD CYLINDER MOUNT	087729-1	2	
10	PLATE, HYDRAULIC TOE BOARD MOUNT	090086-1	2	
11	BOLT, M16X40-8.8 HEX HEAD FULL THREAD ZI	F81006-13	4	
12	Washer, 16.3 Split Lock Zinc	F81058-2	4	
13	Cylinder, CJ-S170-16-40/25/152 Hydraulic	088681	2	
14	PIN, HYDRAULIC CYLINDER ZINC-PLATED	086979-1	2	
15	Washer, 28 Flat Zinc	F81061-1	8	
16	Pin, 3/16x1.5 Cotter Zinc	F05012-23	4	
17	Bolt, 1-8x3 1/4 Hex Head Grade 5	F05009-51	2	
18	Nut, 1-14 Hex Jam Unplated	F05010-117	2	
19	Fitting, 1/4NPTx1/4JIC Male	P09143	4	

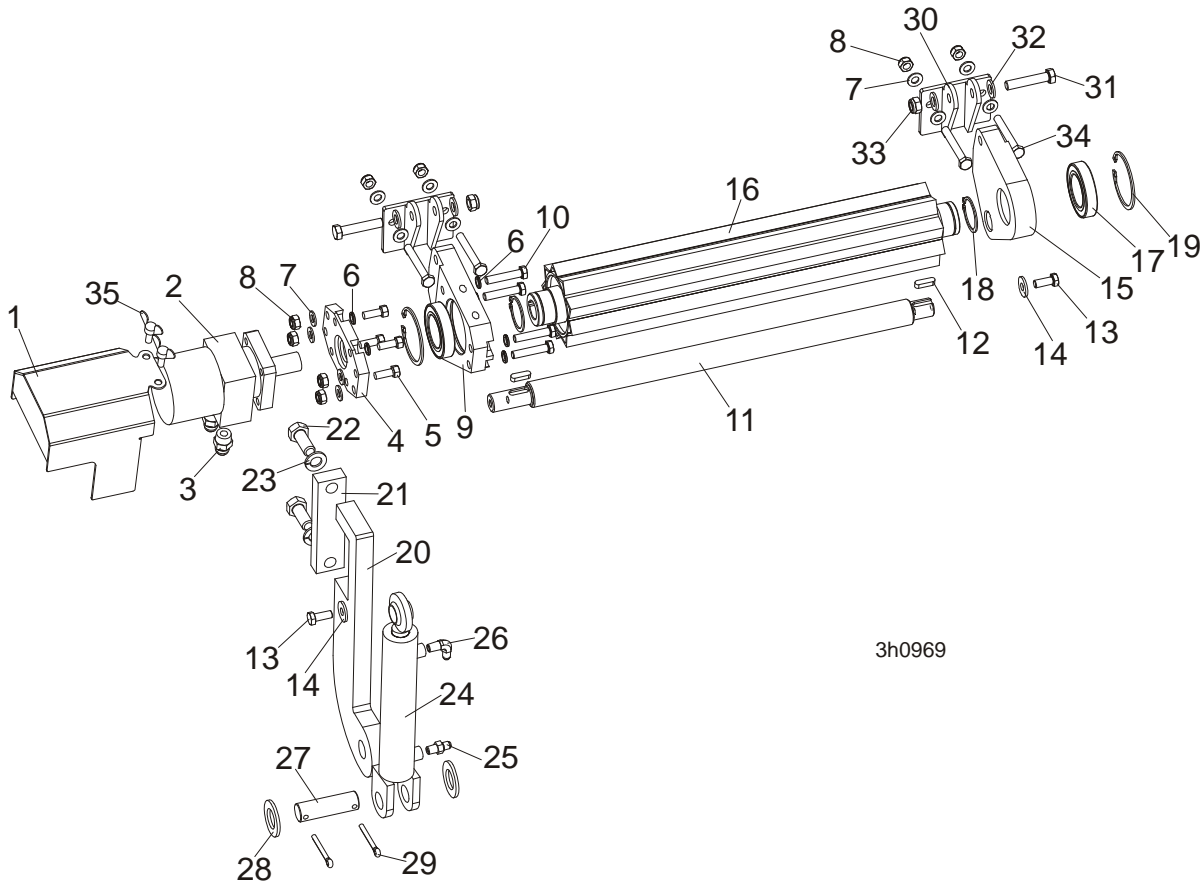
9.21 Left Hydraulic Toe Board (on lower bed rail)

519735_001_A
519735_001



REF	DESCRIPTION (◆ indicates parts available in assemblies only)	PART #	QTY
-	ROLLER, LEFT HYDRAULIC TOE BOARD (MOUNTED ON LOWER BED RAIL)	519735	1
1	BRACKET WELDMENT, HYDRAULIC CYLINDER MOUNT (LEFT)	527018-1	1
2	ROLLER WELDMENT, HYDRAULIC TOE BOARD	086253-1	1
3	BRACKET WELDMENT, HYDRAULIC TOE BOARD	520099-1	1
4	WASHER,13 FLAT ZINC	F81056-1	28
-	CYLINDER, HYDRAULIC TOE BOARD	085937	1
5	CYLINDER, CJ-S170-16-40/25/152 HYDRAULIC	088681	1
6	FITTING, 1/4NPTX1/4JIC MALE ELBOW	P09142	1
7	FITTING, 1/4NPTX1/4JIC MALE	P09143	1
8	WASHER, 28 FLAT ZINC	F81061-1	4
9	PIN, HYDRAULIC CYLINDER ZINC-PLATED	086979-1	1
10	NUT, M12 8 HEX NYLON ZINC LOCK	F81034-2	14
11	PIN, S-Zn-6.3x45 COTTER	F81045-2	2
12	BOLT, M12X70-8.8-HEX HEAD ZINC	F81004-39	2
13	BOLT, M12X90 8.8 HEX HEAD ZINC	F81004-2	12
14	BOLT, 1-8X3 1/4 HEX HEAD GRADE 5	F05009-51	1
15	NUT, 1-8 HEX NYLON LOCK ZINC	F05010-109	1

9.22 Driven Log Levelling Roller (Option)



REF.	DESCRIPTION (◆ Indicates Parts Available In Assemblies Only)	PART#	QTY
	ROLLER, DRIVEN LOG LEVELLING	507649	1
1	Cover, Hydraulic Motor	096037-1	1
2	Motor, MG06-13-13AAAB Hydraulic	P21506	1
3	Fitting, 1/2-14NPT/ 7/16-20UNF	096919	2
4	Plate, Hydraulic Motor Mount	096030-1	1
5	Screw, 3/8-16x1 HHC	F05007-7	4
6	Washer, 10.2 Split Lock Zinc	F81055-2	4
7	Washer, 10.5 Flat Zinc	F81055-1	12
8	Nut, M10-8-B Nylon Hex Zinc Lock	F81033-1	8
9	Bracket, Side w/Hydromotor Connector	096029-1	1
10	Bolt, M10x50-8.8-Hex Head Full Thread Zinc	F81003-4	4
11	Rod	096034	1
12	Key, A8x7x28 Parallel	096035	2
13	Bolt, M10x25 8.8 Hex Head Full Thread Zinc	F81003-31	2
14	Washer, 10.5 Zinc Flat Special	F81055-6	2
15	Bracket	096031-1	1
16	Roller Weldment, Pivot	096028-1	1
17	Bearing, 6009.2RSR	096025	2
18	Ring, Z 45 Spring Retaining	F81090-32	2
19	Ring, W 75 Spring Retaining	F81090-41	2

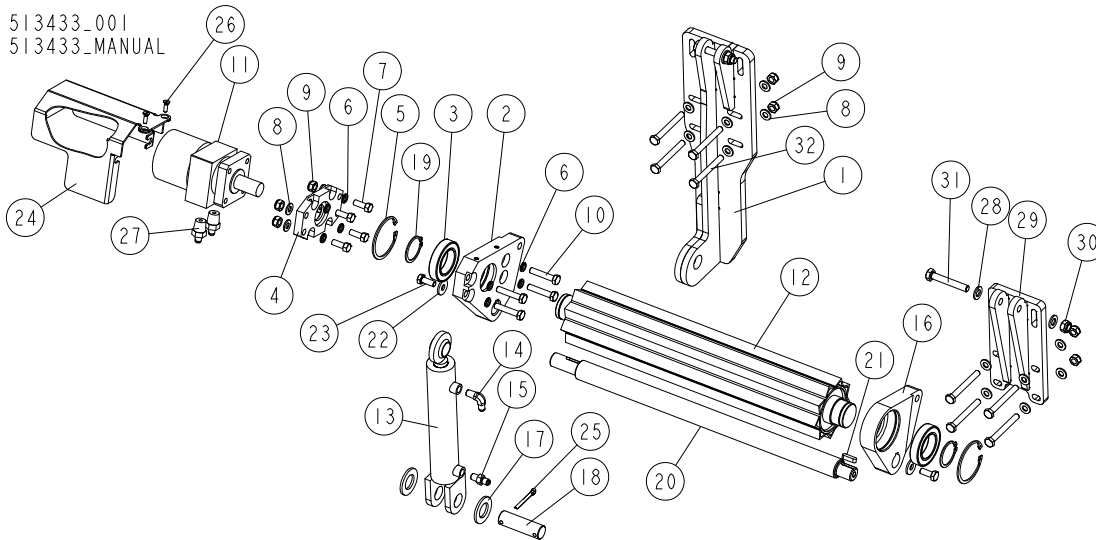


HYDRAULIC SYSTEM

Driven Log Levelling Roller (Option)

20	Bracket, Hydraulic Toe Board Mount	089990-1	1	
21	Plate, Hydraulic Toe Board Mount	090086-1	1	
22	Bolt, M16x40-8.8 Hex Head Full Thread Zinc	F81006-13	2	
23	Washer, 16.3 Split Lock Zinc	F81058-2	2	
	Cylinder, Hydraulic Toe Board	085937	1	
24	Cylinder, CJ-S170-16-40/25/152 Hydraulic	088681	1	
25	Fitting, C5205x4x4 Male	P09143	1	
26	Fitting, 1/4NPTx1/4JIC Male Elbow	P09142	1	
27	Pin, Hydraulic Cylinder Zinc	086979-1	1	
28	Washer, 28 Flat Zinc	F81061-1	2	
29	Pin, S-Zn 6.3x45	F81045-2	2	
30	Bracket, Toe Board Roller Mount	087903-1	2	
31	Bolt, M12x60-8.8 Hex Head Zinc	F81004-5	2	
32	Washer, 13 Zinc Flat	F81056-1	4	
33	Nut, M12-8 Hex Nylon Zinc Lock	F81034-2	2	
34	Bolt, M10x75-8.8-Hex Head Zinc	F81003-15	4	
35	Stud, M6x16 Wing	F81001-16	2	

9.23 Driven Log Levelling Roller (mounted on lower bed rail)



REF	DESCRIPTION (◆ indicates parts available in assemblies only)	PART #	QTY
-	ROLLER, DRIVEN LOG LEVELLING (LOWER BED RAIL)	513433	1
1	BRACKET WELDMENT, POWER ROLLER	510605-1	1
2	BRACKET, SIDE W/HYDRO MOTOR CONNECTOR	096029-1	1
3	BEARING, 6009.2RSR (FAG) ROLLING	096025	2
4	PLATE, HYDRAULIC MOTOR MOUNT	096030-1	1
5	RING, W 75 INSIDE RETAINING	F81090-41	2
6	WASHER, Z 10.2 SPLIT LOCK ZINC	F81055-2	8
7	BOLT, 3/8-16X1 HHC	F05007-7	4
8	WASHER, 10.5 FLAT ZINC	F81055-1	20
9	NUT, M10-8-B HEX NYLON ZINC LOCK	F81033-1	12
10	BOLT, M10x50-8.8 HEX HEAD FULL THREAD ZINC	F81003-4	4
11	MOTOR, MG06-13-13AAAB HYDRAULIC	P21506	1
12	ROLLER WELDMENT, DRIVEN LOG LEVELLING	096028-1	1
-	CYLINDER, HYDRAULIC TOE BOARD	085937	1
13	CYLINDER, CJ-S170-16-40/25/152 HYDRAULIC	088681	1
14	FITTING, 1/4NPTX1/4JIC MALE ELBOW	P09142	1
15	FITTING, 1/4NPTX1/4JIC MALE	P09143	1
16	BRACKET, SIDE	096031-1	1
17	WASHER, 28 FLAT ZINC	F81061-1	2
18	PIN, HYDRAULIC CYLINDER ZINC-PLATED	086979-1	1
19	RING, Z 45 OUTSIDE RETAINING	F81090-32	2
20	ROD, CONNECTION	096034-1	1
21	KEY, A8x7x28 PARALLEL	096035	2
22	WASHER, 10.5 SPECIAL FLAT ZINC	F81055-6	2
23	BOLT, M10X25 8.8 HEX HEAD FULL THREAD	F81003-31	2
24	COVER, HYDRAULIC MOTOR	096037-1	1
25	PIN, S-Zn-6.3x45 COTTER	F81045-2	1
26	SCREW, M6X20-5.8-B SLOTTED COUNTERSUNK HEAD ZINC	F81001-31	2



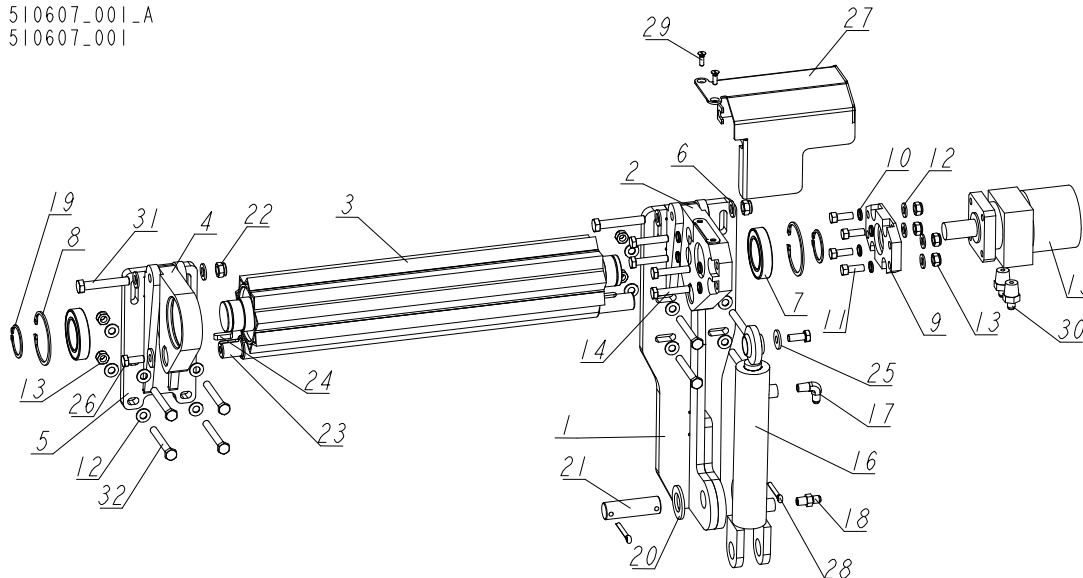
HYDRAULIC SYSTEM

Driven Log Levelling Roller (mounted on lower bed rail)

REF	DESCRIPTION (◆ indicates parts available in assemblies only)	PART #	QTY	
27	FITTING, 1/2-14NPT/ 7/16-20UNF STRAIGHT W/MALE THREAD	096919	2	
28	WASHER,13 FLAT ZINC	F81056-1	4	
29	BRACKET WELDMENT, HYDRAULIC TOE BOARD	520099-1	1	
30	NUT, M12 8 HEX NYLON ZINC LOCK	F81034-2	2	
31	BOLT, M12X75-8.8-HEX HEAD FULL THREAD ZI	F81004-10	2	
32	BOLT, M10X85-8.8-HEX HEAD ZINC	F81003-125	8	

9.24 Driven Log Levelling Roller, Lower Bed Rail (510607), Back "L" Frame (544241)

510607_001_A
510607_001



REF	DESCRIPTION (◆ indicates parts available in assemblies only)	PART #	QTY
-	DRIVEN LOG LEVELLING ROLLER - LEFT W/CLAMP	510607	1
-	DRIVEN LOG LEVELLING ROLLER - LEFT, BACK, "L" FRAME	544241	1
1	BRACKET WELDMENT, HYDRAULIC CYLINDER MOU	527018-1	1
2	BRACKET, SIDE W/HYDRO MOTOR CONNECTOR	507684-1	1
3	ROLLER WELDMENT, DRIVEN LOG LEVELLING	096028-1	1
4	BRACKET, SIDE	507687-1	1
5	BRACKET WELDMENT, ROLLER	520099-1 ¹	1
	BRACKET WELDMENT, BACK, "L" FRAME	544240 ²	1
6	WASHER,13 FLAT ZINC	F81056-1	21
7	BEARING, 6009.2RSR (FAG) ROLLING	096025	2
8	RING, W 75 INSIDE RETAINING	F81090-41	2
9	PLATE, HYDRAULIC MOTOR MOUNT	096030-1	1
10	WASHER, Z 10.2 SPLIT LOCK ZINC	F81055-2	8
11	BOLT, 3/8-16X1 HHC	F05007-7	4
12	WASHER, 10.5 FLAT ZINC	F81055-1	4
13	NUT, M10-8-B HEX NYLON ZINC LOCK	F81033-1	4
14	BOLT, M10x50-8.8 HEX HEAD FULL THREAD ZINC	F81003-4	4
15	MOTOR, MG06-13-13AAAB HYDRAULIC	P21506	1
-	CYLINDER, HYDRAULIC TOE BOARD	085937	1
16	CYLINDER, CJ-S170-16-40/25/152 HYDRAULIC	088681	1
17	FITTING, 1/4NPTX1/4JIC MALE ELBOW	P09142	1
18	FITTING, 1/4NPTX1/4JIC MALE	P09143	1
19	RING, Z 45 OUTSIDE RETAINING	F81090-32	2
20	WASHER, 28 FLAT ZINC	F81061-1	2
21	PIN, 25.4x84	086979	1
22	NUT, M12 8 HEX NYLON ZINC LOCK	F81034-2	11



HYDRAULIC SYSTEM

Driven Log Levelling Roller, Lower Bed Rail (510607), Back "L" Frame (544241)

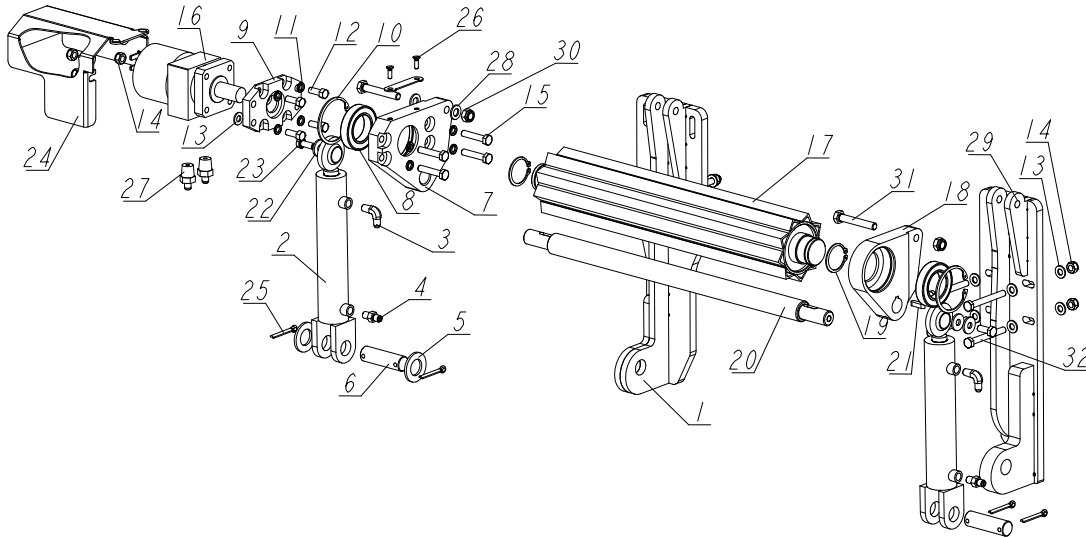
REF	DESCRIPTION (◆ indicates parts available in assemblies only)	PART #	QTY	
23	ROD, CONNECTION	096034	1	
24	KEY, A8x7x28 PARALLEL	096035	2	
25	WASHER, 10.5 SPECIAL FLAT ZINC	F81055-6	2	
26	BOLT, M10X25 8.8 HEX HEAD FULL THREAD	F81003-31	2	
27	GUARD, HYDRAULIC MOTOR	507690-1	1	
28	PIN, S-Zn-6.3x45 COTTER	F81045-2	2	
29	SCREW, M6X20-5.8-B SLOTTED COUNTERSUNK HEAD ZINC	F81001-31	2	
30	FITTING, 1/2-14NPT/ 7/16-20UNF STRAIGHT W/MALE THREAD	096919	2	
31	BOLT, M12X70-8.8-HEX HEAD ZINC	F81004-39	2	
32	BOLT, M12X90 8.8 HEX HEAD ZINC	F81004-2	8	

¹ Included in 510607

² Included in 544241

9.25 Log Levelling Driven Roller. 2 Cylinders.

526160_001_A
526160_MANUAL



REF	DESCRIPTION (◆ indicates parts available in assemblies only)	PART #	QTY
-	DRIVEN LOG LEVELLING ROLLER, W/2 CYLINDE	526160	1
-	ROLLER, DRIVEN LOG LEVELLING - FOR LOG SIDE SUPPORTS	545662	1
1	BRACKET WELDMENT, POWER ROLLER	510605-1	1
2	BRACKET, SIDE W/HYDRO MOTOR CONNECTOR	096029-1	1
3	BEARING, 6009.2RSR (FAG) ROLLING	096025	2
4	PLATE, HYDRAULIC MOTOR MOUNT	096030-1	1
5	RING, W 75 INSIDE RETAINING	F81090-41	2
6	WASHER, Z 10.2 SPLIT LOCK ZINC	F81055-2	8
7	BOLT, 3/8-16X1 HH	F05007-7	4
8	WASHER, 10.5 FLAT ZINC	F81055-1	4
9	NUT, M10-8-B HEX NYLON ZINC LOCK	F81033-1	4
10	BOLT, M10X50-8.8 HEX HEAD FULL THREAD ZI	F81003-4	4
11	MOTOR, MG06-13-13AAAB HYDRAULIC	P21506	1
12	ROLLER WELDMENT, DRIVEN LOG LEVELLING	096028-1	1
-	CYLINDER, HYDRAULIC TOE BOARDS	085937	2
13	CYLINDER, CJ-S170-16-40/25/152 HYDRAULIC	088681	1
14	FITTING, 1/4NPTX1/4JIC MALE ELBOW	P09142	1
15	FITTING, 1/4NPTX1/4JIC MALE	P09143	1
16	BRACKET, SIDE	096031-1	1
17	WASHER, 28	F81061-1	2
18	PIN, HYDRAULIC CYLINDER ZINC-PLATED	086979-1	2
19	RING, Z 45 OUTSIDE RETAINING	F81090-32	2
20	ROD, CONNECTION	520349	1
21	KEY, A8X7X28 PARALLEL	096035	2
22	WASHER, 10.5 SPECIAL FLAT ZINC	F81055-6	3
23	BOLT, M10X25 8.8 HEX HEAD FULL THREAD	F81003-31	2
24	COVER, HYDRAULIC MOTOR	096037-1	1
25	PIN, S-ZN-6.3X45 COTTER	F81045-2	4



HYDRAULIC SYSTEM

Log Levelling Driven Roller. 2 Cylinders.

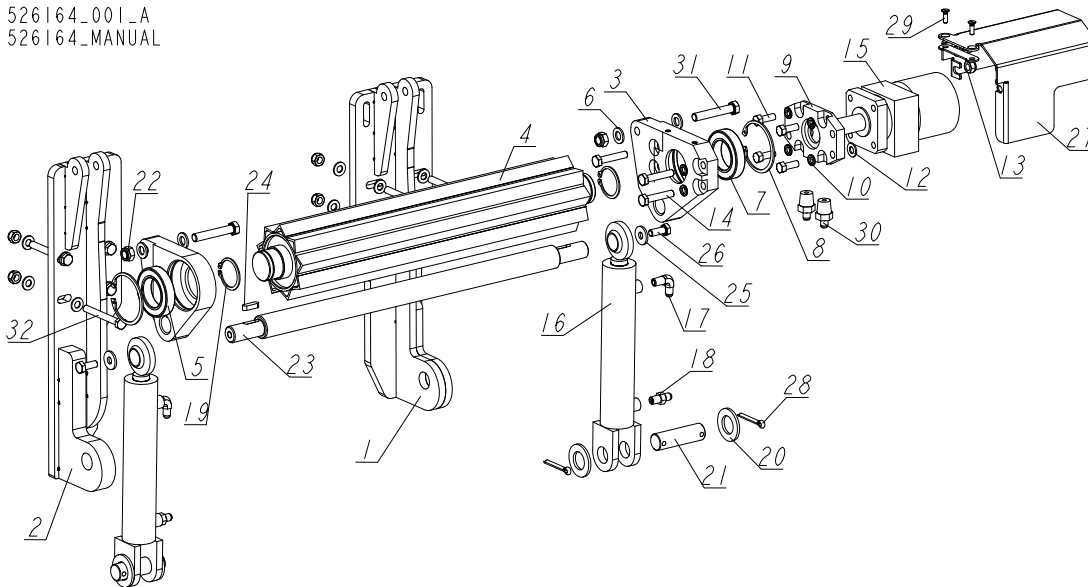
REF	DESCRIPTION (◆ indicates parts available in assemblies only)	PART #	QTY	
26	SCREW, M6X20-5.8-B SLOTTED COUNTERSUNK H	F81001-31	2	
27	FITTING, 1/2-14NPT/ 7/16-20UNF STRAIGHT	096919	2	
28	WASHER, 13 FLAT ZINC	F81056-1	20	
29	BRACKET WELDMENT, CYLINDER MOUNT	526162-1 ¹	1	
	BRACKET WELDMENT, CYLINDER MOUNT	550410-1 ²	1	
30	NUT, M12 8 HEX NYLON ZINC LOCK	F81034-2	10	
31	BOLT, M12X75-8.8-HEX HEAD FULL THREAD ZI	F81004-10	2	
32	BOLT, M12X90 8.8 HEX HEAD ZINC	F81004-2	8	
32	BRACKET WELDMENT, CYLINDER MOUNT	526162-1	1	

¹ Included in 526160

² Included in 545662

9.26 Driven Log Levelling Roller, Left w/2 Cylinders

526164_001_A
526164_MANUAL



REF	DESCRIPTION (◆ indicates parts available in assemblies only)	PART #	QTY
-	ROLLER, DRIVEN LOG LEVELLING - LEFT W/2 CYLINDERS	526164	1
1	BRACKET WELDMENT, HYDRAULIC CYLINDER MOUNT (LEFT)	527018-1	1
2	BRACKET WELDMENT, HYDRAULIC CYLINDER MOUNT	526150-1	1
3	BRACKET, SIDE W/HYDRO MOTOR CONNECTOR	507684-1	1
4	ROLLER WELDMENT, DRIVEN LOG LEVELLING	096028-1	1
5	BRACKET, SIDE	507687-1	1
6	WASHER, 13 FLAT ZINC	F81056-1	4
7	BEARING, 6009.2RSR (FAG) ROLLING	096025	2
8	RING, W 75 INSIDE RETAINING	F81090-41	2
9	PLATE, HYDRAULIC MOTOR MOUNT	096030-1	1
10	WASHER, Z 10.2 SPLIT LOCK ZINC	F81055-2	8
11	BOLT, 3/8-16X1 HH	F05007-7	4
12	WASHER, 10.5 FLAT ZINC	F81055-1	20
13	NUT, M10-8-B HEX NYLON ZINC LOCK	F81033-1	4
14	BOLT, M10x50-8.8 HEX HEAD FULL THREAD ZINC	F81003-4	4
15	MOTOR, MG06-13-13AAAB HYDRAULIC	P21506	1
-	CYLINDER, HYDRAULIC TOE BOARD	085937	2
16	CYLINDER, CJ-S170-16-40/25/152 HYDRAULIC	088681	1
17	FITTING, 1/4NPTX1/4JIC MALE ELBOW	P09142	1
18	FITTING, 1/4NPTX1/4JIC MALE	P09143	1
19	RING, Z 45 OUTSIDE RETAINING	F81090-32	2
20	WASHER, 28 FLAT ZINC	F81061-1	4
21	PIN, 25.4x84	086979	2
22	NUT, M12 8 HEX NYLON ZINC LOCK	F81034-2	10
23	ROD, CONNECTION	520349	1
24	KEY, A8x7x28 PARALLEL	096035	2
25	WASHER, 10.5 SPECIAL FLAT ZINC	F81055-6	2
26	BOLT, M10X25 8.8 HEX HEAD FULL THREAD	F81003-31	2



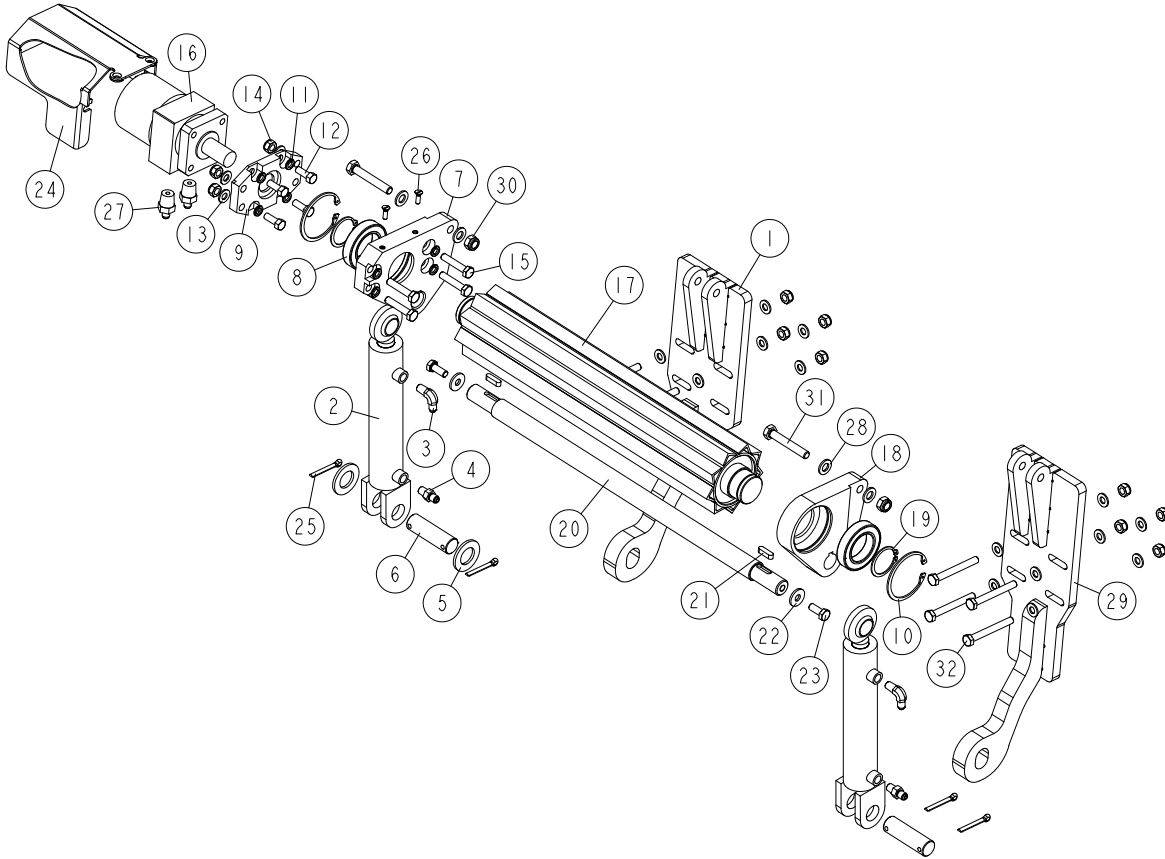
HYDRAULIC SYSTEM

Driven Log Levelling Roller, Left w/2 Cylinders

REF	DESCRIPTION (◆ indicates parts available in assemblies only)	PART #	QTY	
27	GUARD, HYDRAULIC MOTOR	507690-1	1	
28	PIN, S-Zn-6.3x45 COTTER	F81045-2	2	
29	SCREW, M6X20-5.8-B SLOTTED COUNTERSUNK HEAD ZINC	F81001-31	2	
30	FITTING, 1/2-14NPT/ 7/16-20UNF STRAIGHT W/MALE THREAD	096919	2	
31	BOLT, M12X70-8.8-HEX HEAD ZINC	F81004-39	2	
32	BOLT, M12X90 8.8 HEX HEAD ZINC	F81004-2	8	

9.27 Driven Log Levelling Roller, Right w/2 Cylinders

568385_001
568385



REF	DESCRIPTION (u indicates parts available in assemblies only)	PART #	QTY
-	ROLLER, DRIVEN LOG LEVELLING - RIGHT W/2	568385	1
1	MOUNT WELDMENT, POWER ROLLER right	568382-1	1
-	CYLINDER, HYDRAULIC TOE BOARD	085937	2
2	CYLINDER, CJ-S170-16-40/25/152 HYDRAULIC	088681	1
3	Fitting, 1/4NPTx1/4JIC Male Elbow	P09142	1
4	Fitting, 1/4NPTx1/4JIC Male	P09143	1
5	WASHER, 28 FLAT ZINC	F81061-1	2
6	PIN, HYDRAULIC CYLINDER ZINC-PLATED	086979-1	2
7	BRACKET, SIDE W/HYDRO MOTOR CONNECTOR	096029-1	1
8	BEARING, 6009.2RSR (FAG) ROLLING	096025	2
9	PLATE, HYDRAULIC MOTOR MOUNT	096030-1	1
10	RING, W 75 INSIDE RETAINING	F81090-41	2
11	WASHER, Z 10.2 SPLIT LOCK ZINC	F81055-2	8
12	BOLT, 3/8-16X1 HEX HEAD	F05007-7	4
13	WASHER, 10.5 FLAT ZINC	F81055-1	20
14	NUT, M10-8-B HEX NYLON ZINC LOCK	F81033-1	12
15	BOLT, M10X50MM,HEX HEAD FULL THREAD ZINC	F81003-4	4
16	MOTOR, MG06-13-13AAAB HYDRAULIC	P21506	1
17	ROLLER WELDMENT, DRIVEN LOG LEVELLING	096028-1	1



HYDRAULIC SYSTEM

Driven Log Levelling Roller, Right w/2 Cylinders

REF	DESCRIPTION (u indicates parts available in assemblies only)	PART #	QTY	
18	BRACKET, SIDE	096031-1	1	
19	rING, Z 45 OUTSIDE RETAINING	F81090-32	2	
20	ROD, CONNECTION	520349	1	
21	KEY, A8X7X28 PARALLEL	096035	2	
22	WASHER, 10.5 SPECIAL FLAT ZINC	F81055-6	2	
23	BOLT, M10X25 8.8 HEX HEAD FULL THREAD	F81003-31	2	
24	COVER, HYDRAULIC MOTOR	096037-1	1	
25	PIN, S-ZN-6.3X45 COTTER	F81045-2	4	
26	SCREW, M6X20-5.8-B SLOTTED COUNTERSUNK H	F81001-31	2	
27	FITTING, 1/2-14NPT/ 7/16-20UNF STRAIGHT	096919	2	
28	WASHER, 13 FLAT ZINC	F81056-1	4	
29	MOUNT WELDMENT, POWER ROLLER left	568386-1	1	
30	NUT, M12 8 HEX NYLON ZINC LOCK	F81034-2	2	
31	BOLT, M12X75-8.8-HEX HEAD FULL THREAD ZI	F81004-10	2	
32	BOLT, M10X85-8.8-HEX HEAD ZINC	F81003-125	8	