

# **Wood-Mizer®**

## **Parts Manual**

---

**LT40L AH**

**rev. D6.00**

---



**Safety is our #1 concern!** Read and understand all safety information and instructions before operating, setting up or maintaining this machine.

*May 2002*

*Form #941*

# Table of Contents

# Section-Page

<b>SECTION 1</b>	<b>GENERAL INFORMATION</b>	<b>1-1</b>
1.1	How To Use The Parts List .....	1-1
1.2	Sample Assembly .....	1-1
<b>SECTION 2</b>	<b>BLADE GUIDE ROLLERS &amp; ARM</b>	<b>2-1</b>
2.1	Blade Guide Assembly, Idle Side (Standard).....	2-1
2.2	Idle Side Blade Guide Assembly, Optional ( LMS ).....	2-3
2.3	Blade Guide Assembly, Drive Side.....	2-5
2.4	Blade Guide Arm & Rollers .....	2-7
2.5	Blade Guide Arm Drive Assembly.....	2-8
<b>SECTION 3</b>	<b>BLADE WHEELS &amp; TENSIONER</b>	<b>3-1</b>
3.1	Blade Drive Assembly, LT40 Series AH .....	3-1
3.2	Idle Blade Wheel Assembly .....	3-3
3.3	Hydraulic Blade Tensioner Assembly.....	3-4
<b>SECTION 4</b>	<b>SAW HEAD</b>	<b>4-1</b>
4.1	Middle Throat Screw .....	4-1
4.2	Water Lube Solenoid Valve (Not Available in EC Version) .....	4-1
4.3	Board Return Assembly .....	4-2
4.4	Water Lube Assembly .....	4-4
4.5	LT40AC Saw Head Decals .....	4-6
4.6	Blade Housing Covers .....	4-8
4.7	Drive Belt Covers .....	4-10
4.8	Sawdust Chute .....	4-11
<b>SECTION 5</b>	<b>CONTROL &amp; BATTERY BOXES</b>	<b>5-1</b>
5.1	Control Assembly, LT40 Series A .....	5-1
5.2	Control Assembly, LT70 AH .....	5-3
5.3	Control Box Bracket.....	5-5
5.4	Drum Switches .....	5-6
5.5	Circuit Breakers.....	5-7
<b>SECTION 6</b>	<b>UP/DOWN SYSTEM</b>	<b>6-1</b>
6.1	Saw Head V-Brace Mount.....	6-1
6.2	Blade Height Scale .....	6-2
6.3	Up/Down Chain & Sprockets.....	6-4
6.4	Up/Down Motor Assembly, LT40 Series AH.....	6-6
6.5	Up/Down Drive Assembly .....	6-7
6.6	Safety Switches .....	6-8
<b>SECTION 7</b>	<b>POWER FEED &amp; TRACK ROLLERS</b>	<b>7-1</b>
7.1	Upper Track Rollers And Wipers.....	7-1
7.2	Power Feed Assembly, LT40 Series AH.....	7-2

# Table of Contents

# Section-Page

7.3	Feed Chain/Stop .....	7-4
7.4	Lower Track Rollers .....	7-6
<b>SECTION 8      BED FRAME ASSEMBLY</b>		<b>8-1</b>
8.1	Bed Rail Assembly (L Type Frame) .....	8-1
8.2	Bed Rail Assembly (L Type Frame) .....	8-2
8.3	Bed Rail Assembly (L Type Frame) .....	8-3
8.4	Bed Rail Assembly (L Type Frame) .....	8-4
8.5	Leg, Stationary .....	8-5
8.6	Pivot Bed Rail Assembly.....	8-6
8.7	Log Side Support Assembly (Manual) .....	8-7
8.8	Board Return Table (LT40L Option) .....	8-9
8.9	Board Return Table (LT70L Option) .....	8-11
8.10	Bed Frame Decals.....	8-13
8.11	Saw Head Support Assembly .....	8-14
8.12	Long Table .....	8-15
8.13	LT40/7LT70 L Saw Head Support Assembly .....	8-17
8.14	Tie Down Chain Assembly .....	8-18
8.15	Remote Equipment Option .....	8-19
8.16	Board Return Roller Assembly .....	8-21
<b>SECTION 9      HYDRAULIC SYSTEM</b>		<b>9-1</b>
9.1	Hydraulic hoses, LT20L/LT40L/LT70L AH .....	9-1
	<i>Protective Conduits, LT70 Series A/DH Hydraulic Hoses</i>	
9.2	Hydraulic Control Box, LT20L/LT40L/70L AH7 .....	9-3
9.3	Hydraulic Control Box, LT40/70 AH15/14 .....	9-5
9.4	Hydraulic Control Box .....	9-7
9.5	Hydraulic Power Supply Strip.....	9-8
9.6	Hydraulic Log Loader .....	9-9
9.7	Hydraulic Log Turner.....	9-10
9.8	Hydraulic Log Clamp, Front and Rear .....	9-12
9.9	Hydraulic Log Clamp .....	9-14
9.10	Hydraulic Toe Board, Middle .....	9-15
9.11	Hydraulic Log Side Supports (L Type Frame).....	9-17
9.12	Hydraulic Log Clamp .....	9-19
9.13	Hydraulic Toe Board .....	9-21
9.14	Power Toe Roller (Option) .....	9-22
9.15	Power Toe Roller (Option) .....	9-23

## SECTION 1 GENERAL INFORMATION

### 1.1 How To Use The Parts List

- Use the index above to locate the assembly that contains the part you need.
- Go to the appropriate section and locate the part in the illustration.
- Use the number pointing to the part to locate the correct part number and description in the table.
- Parts shown indented under another part are included with that part.
- Parts marked with a diamond (◆) are only available in the assembly listed above the part.

See the sample table below. Sample Part #A01111 includes part F02222-2 and subassembly A03333. Subassembly A03333 includes part S04444-4 and subassembly K05555. The diamond (◆) indicates that S04444-4 is not available except in subassembly A03333. Subassembly K05555 includes parts M06666 and F07777-77. The diamond (◆) indicates M06666 is not available except in subassembly K05555.

1.2 Sample Assembly				
REF	DESCRIPTION (◆ Indicates Parts Available In Assemblies Only)	PART #	QTY.	
	Sample Assembly, Complete (Includes All Indented Parts Below)	A01111	1	
1	Sample Part	F02222-22	1	
	Sample Subassembly (Includes All Indented Parts Below)	A03333	1	
2	Sample Part (◆ Indicates Part Is Only Available With A03333)	S04444-4	1	◆
	Sample Subassembly (Includes All Indented Parts Below)	K05555	1	
3	Sample Part (◆ Indicates Part Is Only Available With K05555)	M06666	2	◆
4	Sample Part	F07777-77	1	

#### To Order Parts:

- From Europe call our European Headquarters and Manufacturing Facility in Kolo, Poland at **+48-63-2626000**. From the continental U.S., call our toll-free Parts hotline at **1-800-525-8100**. Have your customer number, vehicle identification number, and part numbers ready when you call. From other international locations, contact the Wood-Mizer distributor in your area for parts.

#### Office Hours:

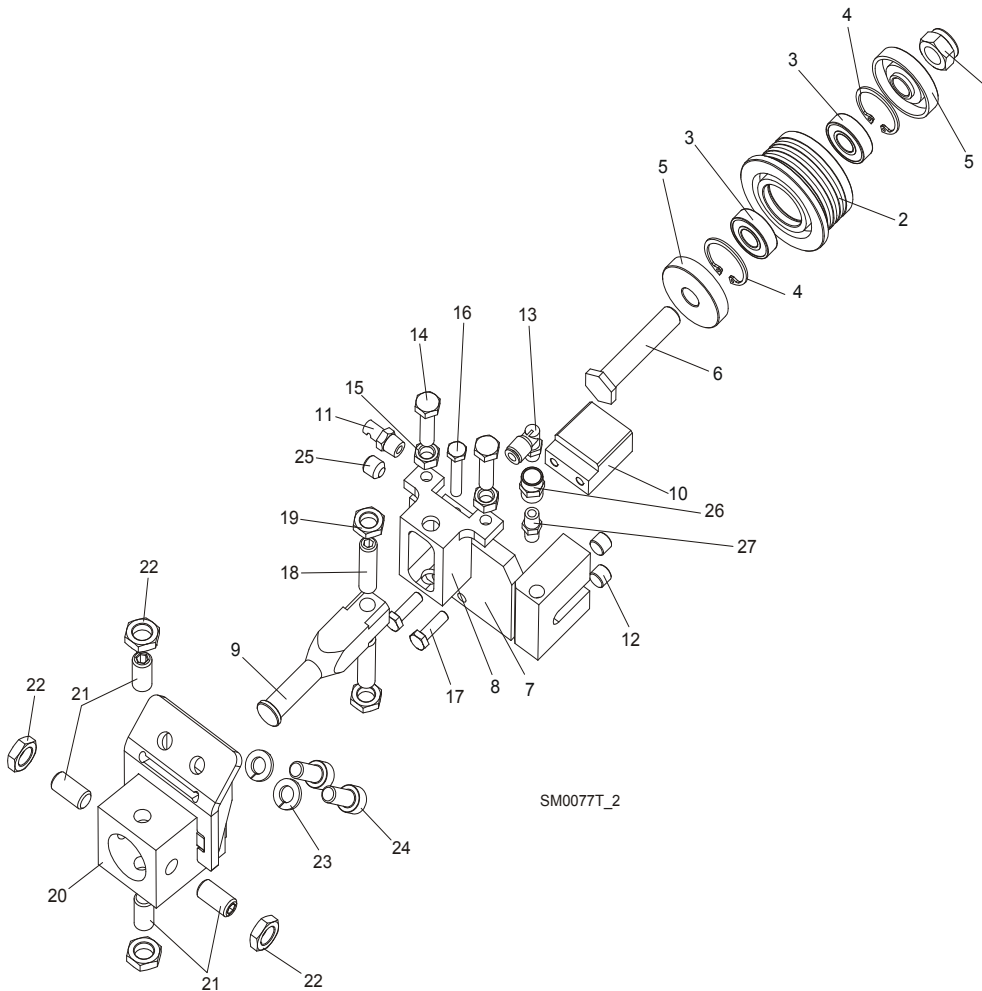
Country	Monday - Friday	Saturday	Sunday
Poland	7-15	Closed	Closed
US	8 a.m.- 5 a.m.	8 a.m.- 12 p.m.	Closed



**CAUTION!** It is strongly recommended that only original spare parts be used.

## SECTION 2 BLADE GUIDE ROLLERS & ARM

### 2.1 Blade Guide Assembly, Idle Side (Standard)



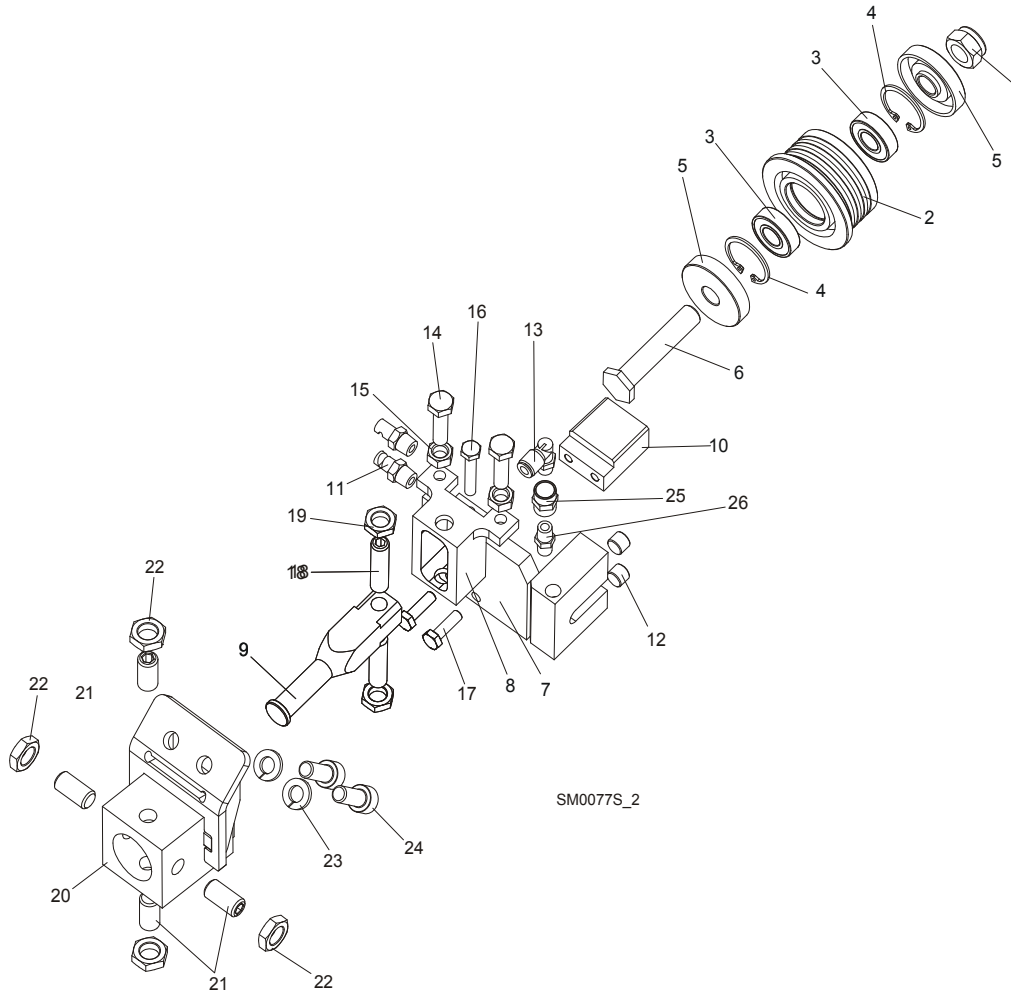
REF.	DESCRIPTION (◆ Indicates Parts Available In Assemblies Only)	PART#	QTY
	<b>BLADE GUIDE ASSEMBLY, IDLE SIDE</b>	092523	1
	Roller, Blade Guide Narrow w/Bearings	088261	1
	Roller, Blade Guide W/Bearings Extended (for optional use with 1 1/2" blades)	092939	1
1	Nut, M12-8 Hex Nylon Zinc Lock	F81034-2	1
2	Roller, Blade Guide Narrow	087889	1
	Roller, Blade Guide Extended (for optional use with 1 1/2" blades)	087890	1
3	Bearing, 6001 2RSR NACHI	087893	2
4	Ring, W28 Inside Retaining	F81090-9	2
5	Washer, Spacer	087891	2 (1)
	Washer, Spacer (used with the Extended Roller only) <sup>1</sup>	087892-1	1
6	Bolt, Blade Guide Roller Zinc-Plated	087761-1	1
	Bolt, Blade Guide Roller Zinc Plated (used with the Extended Roller only)	092940-1	1
7	Block Weldment, Nozzle Zinc-Plated	087750-1	1
8	Block, Zinc-Plated Roller Guide Adjuster	087756-1	1

**Blade Guide Rollers & Arm***Blade Guide Assembly, Idle Side (Standard)*

9	Shaft, Zinc-Plated Blade Guide Mount (Narrow Roller)	088255-1	1	
	Shaft, Zinc-Plated Blade Guide Mount (Wide Roller)	501406-1	1	
10	Block, Blade Guide Zinc	096956-1	1	
11	Nozzle, Blade Water Lube Spray	016637	1	
12	Plug, M10x1 DIN 906 BN40 "BOSSARD"	F81015-3	2	
13	Fitting, 90° Elbow 1/8NPT-1/4 Tube Swivel	P09736	1	
14	Bolt, M8x30 DIN933 A2-70 Stainless Steel	F81002-27	2	
15	Nut, M8 DIN934 A2-70 Stainless Steel	F81032-7	2	
16	Bolt, M6x30 DIN933 A2-70 Stainless Steel	F81001-37	1	
17	Bolt, M6x20-8.8 Hex Head Full Thread Zinc	F81001-2	2	
18	Screw, M10x1x40 DIN913 Stainless Steel Set	F81015-2	2	
19	Nut, M10x1-04-ST-A2 ISO 8675 Thin	F81033-10	2	
20	<b>BLOCK WELDMENT, PAINTED BLADE GUIDE MOUNT</b>	514887-1	1	
21	<b>SCREW, M10X1X20 DIN913 STAINLESS STEEL SET</b>	F81015-1	4	
22	<b>NUT, M10x1-04-ST-A2 ISO 8675 THIN</b>	F81033-10	4	
23	<b>WASHER, 8.2 SPLIT LOCK ZINC</b>	F81054-4	2	
24	<b>SCREW, M8 X 20-8.8 HEX SOCKET HEAD CAP ZINC</b>	F81002-30	2	
25	<b>FITTING, 1/8 NPT SOCKET PIPE PLUG</b>	P30127	1	
26	<b>FITTING, 1/8FPT COUPLING</b>	P05748	1	
27	<b>NIPPLE, 1/8 DRY SEAL</b>	P02764	1	

<sup>1</sup> Used only from the flanged side of the roller.

## 2.2 Idle Side Blade Guide Assembly, Optional ( LMS )



REF.	DESCRIPTION (◆ Indicates Parts Available In Assemblies Only)	PART#	QTY
	<b>BLADE GUIDE ASSEMBLY, IDLE SIDE</b>	087749	1
	Roller, Blade Guide Narrow w/Bearings	088261	1
	Roller, Blade Guide W/Bearings Extended (for optional use with 1 1/2" blades)	092939	1
1	Nut, M12-8 Hex Nylon Zinc Lock	F81034-2	1
2	Roller, Blade Guide Narrow	087889	1
	Roller, Blade Guide Extended (for optional use with 1 1/2" blades)	087890	1
3	Bearing, 6001 2RSR NACHI	087893	2
4	Ring, W28 Inside Retaining	F81090-9	2
5	Washer, Spacer	087891	2 (1)
	Washer, Spacer (used with the Extended Roller only) <sup>1</sup>	087892-1	1
6	Bolt, Blade Guide Roller Zinc-Plated	087761-1	1
	Bolt, Blade Guide Roller Zinc Plated (used with the Extended Roller only)	092940-1	1
7	Block Weldment, Nozzle Zinc-Plated	087750-1	1
8	Block, Zinc-Plated Roller Guide Adjuster	087756-1	1

# 2

## Blade Guide Rollers & Arm

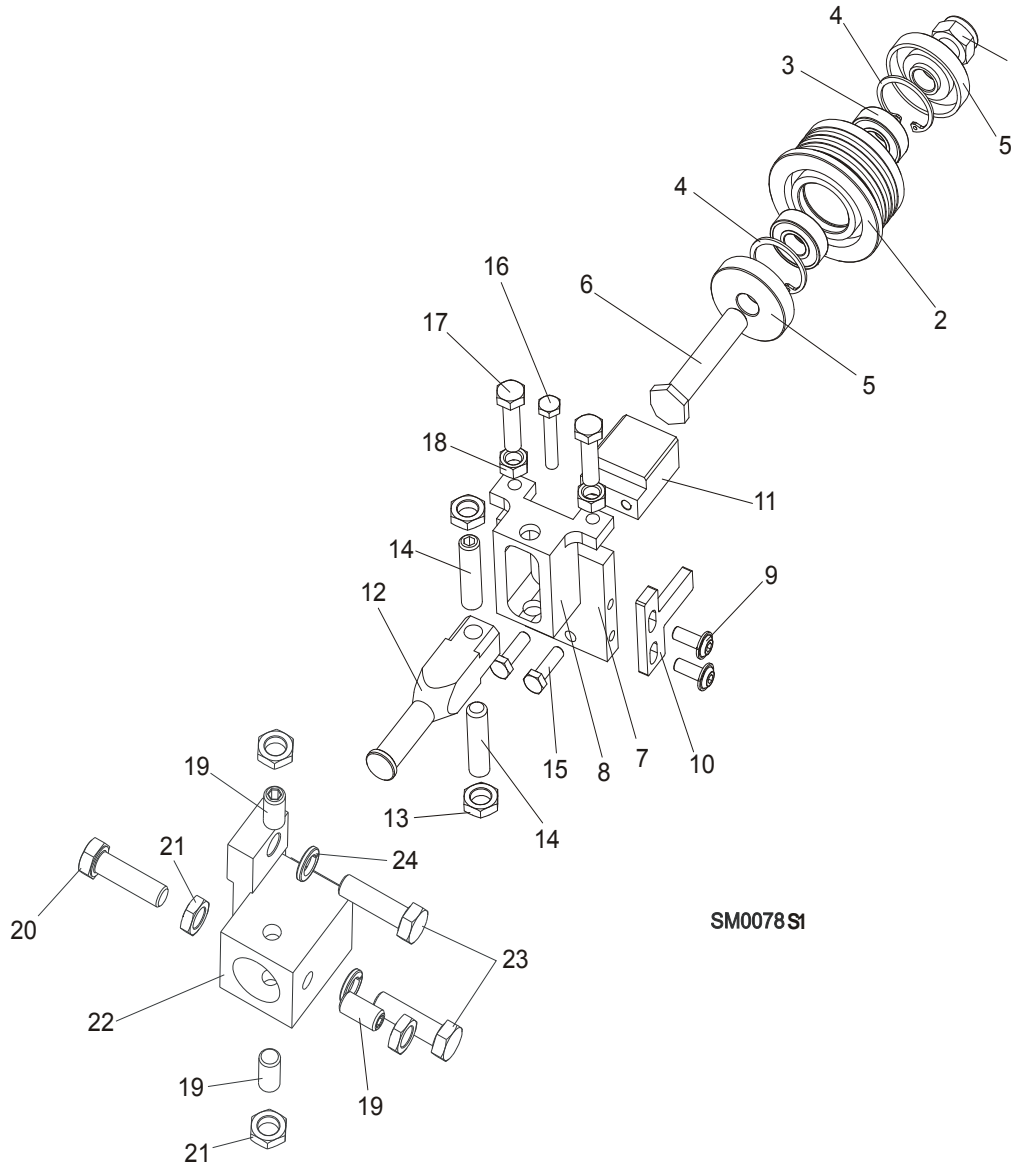
### Idle Side Blade Guide Assembly, Optional ( LMS )

9	Shaft, Zinc-Plated Blade Guide Mount (Narrow Roller)	088255-1	1	
	Shaft, Zinc-Plated Blade Guide Mount (Wide Roller)	501406-1	1	
10	Block, Blade Guide Zinc	096956-1	1	
11	Nozzle, Blade Lube Spray	033479	2	
12	Plug, M10x1 DIN 906 BN40 "BOSSARD"	F81015-3	2	
13	Fitting, 90° Elbow 1/8NPT-1/4 Tube Swivel	P09736	1	
14	Bolt, M8x30 DIN933 A2-70 Stainless Steel	F81002-27	2	
15	Nut, M8 DIN934 A2-70 Stainless Steel	F81032-7	2	
16	Bolt, M6x30 DIN933 A2-70 Stainless Steel	F81001-37	1	
17	Bolt, M6x20-8.8 Hex Head Full Thread Zinc	F81001-2	2	
18	Screw, M10x1x40 DIN913 Stainless Steel Set	F81015-2	2	
19	Nut, M10x1-04-ST-A2 ISO 8675 Thin	F81033-10	2	
20	<b>BLOCK WELDMENT, PAINTED BLADE GUIDE MOUNT</b>	514887-1	1	
21	<b>SCREW, M10X1X20 DIN913 STAINLESS STEEL SET</b>	F81015-1	4	
22	<b>NUT, M10x1-04-ST-A2 ISO 8675 THIN</b>	F81033-10	4	
23	<b>WASHER, 8.2 SPLIT LOCK ZINC</b>	F81054-4	2	
24	<b>SCREW, M8 X 20-8.8 HEX SOCKET HEAD CAP ZINC</b>	F81002-30	2	
25	<b>FITTING, 1/8FPT COUPLING</b>	P05748	1	
26	<b>NIPPLE, 1/8 DRY SEAL</b>	P02764	1	

<sup>1</sup> Used only from the flanged side of the roller



### 2.3 Blade Guide Assembly, Drive Side



SM0078SI

REF.	DESCRIPTION (◆ Indicates Parts Available In Assemblies Only)	PART#	QTY
	<b>BLADE GUIDE ASSEMBLY, DRIVE SIDE</b>	087748	1
	Roller, Blade Guide Narrow W/Bearings	088261	1
	Roller, Blade Guide W/Bearings Extended (for optional use with 1 1/2" blades)	092939	1
1	Nut, M12-8 Hex Nylon Zinc Lock	F81034-2	1
2	Roller, Blade Guide Narrow	087889	1
	Roller, Blade Guide Extended (for optional use with 1 1/2" blades)	087890	1
3	Bearing, 6001 2RSR NACHI	087893	2
4	Ring, W28 Inside Retaining	F81090-9	1
5	Washer, Spacer	087891	2 (1)
	Washer, Spacer (used with the Extended Roller only) <sup>1</sup>	087892-1	1



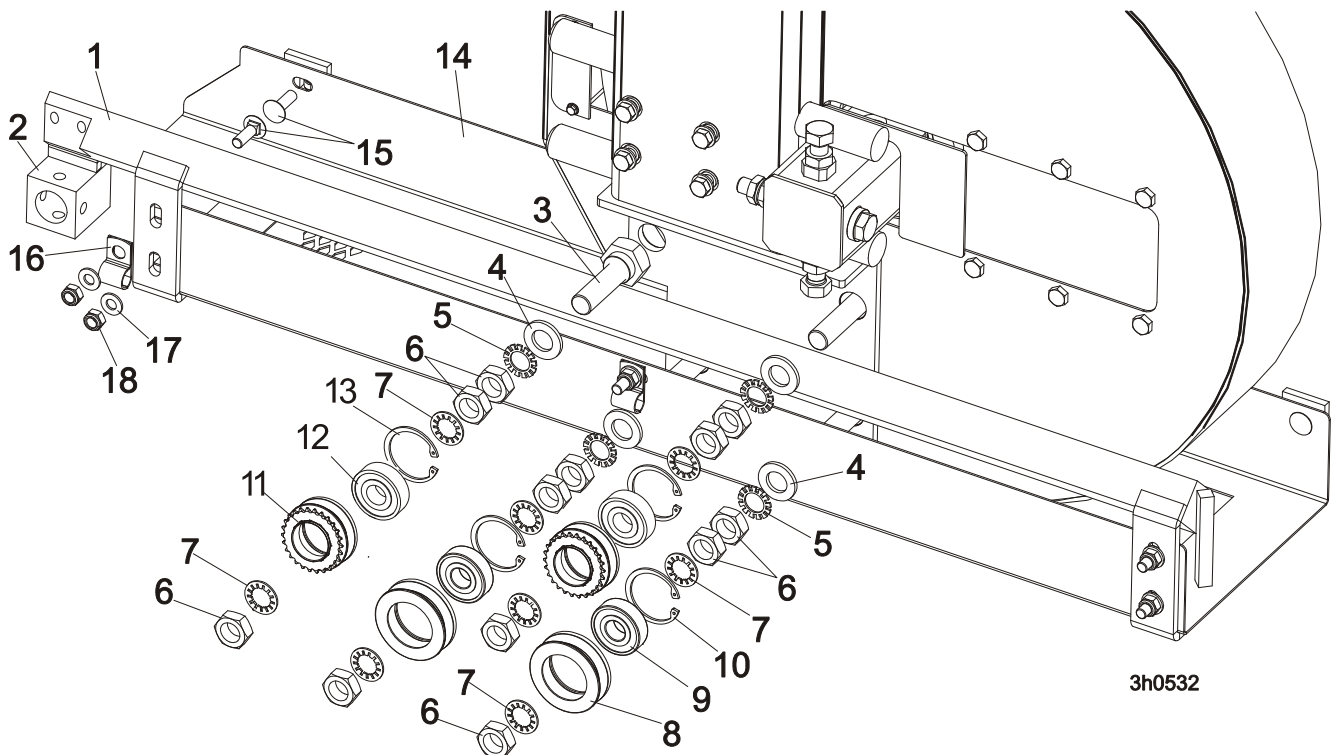
## Blade Guide Rollers & Arm

### Blade Guide Assembly, Drive Side

6	Bolt, Blade Guide Roller Zinc-Plated	087761-1	1	
	Bolt, Blade Guide Roller Zinc Plated (used with the Extended Roller only)	092940-1	1	
7	Plate, Zinc-Plated Blade Guide Mounting	087753-1	1	
8	Block, Zinc-Plated Roller Guide Adjuster	087756-1	1	
9	Screw, M6x16 BN 11252 "BOSSARD"	F81001-24	2	
10	Wiper, Blade Zinc-Plated	087757-1	1	
11	Block, Blade Guide Zinc	096956-1	1	
12	Shaft, Zinc-Plated Blade Guide Mount (Narrow Roller)	088255-1	1	
	Shaft, Zinc-Plated Blade Guide Mount (Wide Roller)	501406-1	1	
13	Nut, M10x1-04-ST-A2 ISO 8675 Thin	F81033-10	2	
14	Screw, M10x1x40 DIN913 Stainless Steel Set	F81015-2	2	
15	Bolt, M6x20-8.8 Hex Head Full Thread Zinc	F81001-2	2	
16	Bolt, M6x30 DIN933 A2-70 Stainless Steel	F81001-37	1	
17	Bolt, M8x30 DIN933 A2-70 Stainless Steel	F81002-27	2	
18	Nut, M8 DIN934 A2-70 Stainless Steel	F81032-7	2	
19	<b>Screw, M10X1X20 DIN913 Stainless Steel Set</b>	F81015-1	3	
20	<b>BOLT, M10X1X25 DIN 933 STAINLESS STEEL</b>	F81003-28	1	
21	<b>NUT, M10x1-04-ST-A2 ISO 8675 THIN</b>	F81033-10	4	
22	<b>BLOCK WELDMENT, BLADE GUIDE MOUNT</b>	087744	1	
23	<b>BOLT, M10X35-8.8 HEX HEAD FULL THREAD ZINC</b>	F81003-17	2	
24	<b>WASHER, 10.2 SPLIT LOCK ZINC</b>	F81055-2	2	

<sup>1</sup> Used only from the flanged side of the roller

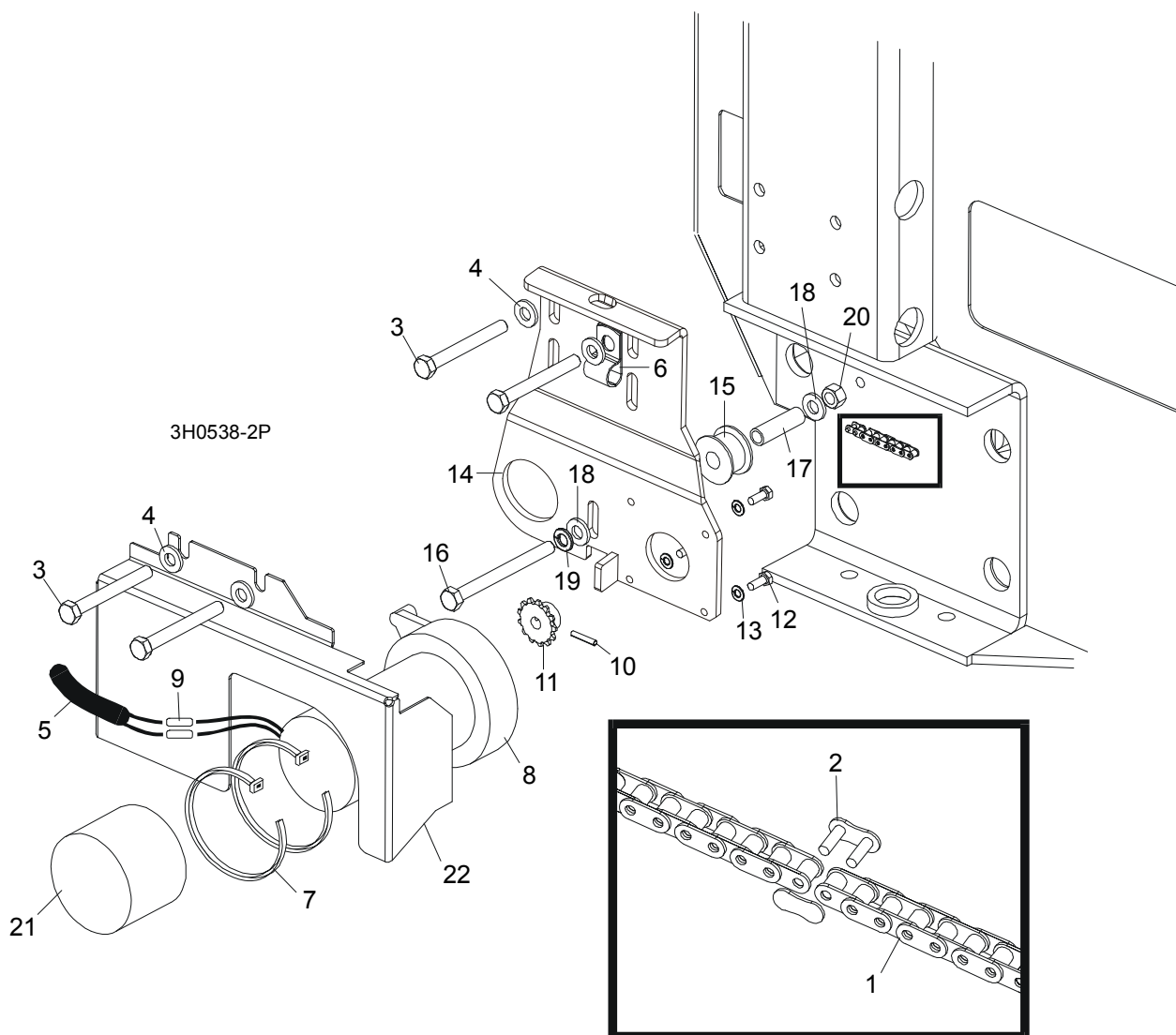
## 2.4 Blade Guide Arm & Rollers



REF.	DESCRIPTION (◆ Indicates Parts Available In Assemblies Only)	PART #	QTY	
1	BLADE GUIDE ARM WELDMENT	505934-1	1	
2	BLOCK WELDMENT, PAINTED BLADE GUIDE MOUNT	514887-1	1	
3	BOLT, BLADE GUIDE ARM ROLLER CAM	086508-1	4	
	BOLT, BLADE GUIDE ARM ROLLER CAM /HARDWOODS	505113-1 <sup>1</sup>	1	
4	WASHER, 17 FLAT ZINC	F81058-1	4	
5	WASHER, 5/8" EXTERNAL STAR	F05011-26	4	
6	NUT, 5/8-18 HEX JAM	F05010-11	12	
7	WASHER, 5/8" INTERNAL STAR	F05011-25	8	
	ROLLER ASSEMBLY, BLADE GUIDE ARM WITH BEARING	093855	2	
8	Roller, Blade Guide Arm V-Groove	093856-1	1	◆
9	Bearing, 6203-2RSP6-5/8 CX	095087	1	
10	Ring, W40 Inside Retaining	F81090-3	1	
	ROLLER ASSEMBLY, BLADE GUIDE ARM WITH BEARING AND SPROCKET	501496	2	
11	Roller, Blade Guide Arm w/Sprocket	501495-1	1	◆
12	Bearing, 6203-2RSP6-5/8 CX	095087	1	
13	Ring, W40 Inside Retaining	F81090-3	1	◆
14	GUIDE, BLADE	087042-1	1	
15	BOLT, M8x20-8.8 CARRIAGE HEAD ZINC	F81002-11	7	
16	CLAMP, 1/2EMT COATED	P07584	2	
17	WASHER, 8.4 FLAT ZINC	F81054-1	7	
18	NUT, M8-8-B HEX NYLON ZINC LOCK	F81032-2	7	

<sup>1</sup> Mount instead of one 086508-1 bolt in LT40 saw head for hardwoods.

## 2.5 Blade Guide Arm Drive Assembly

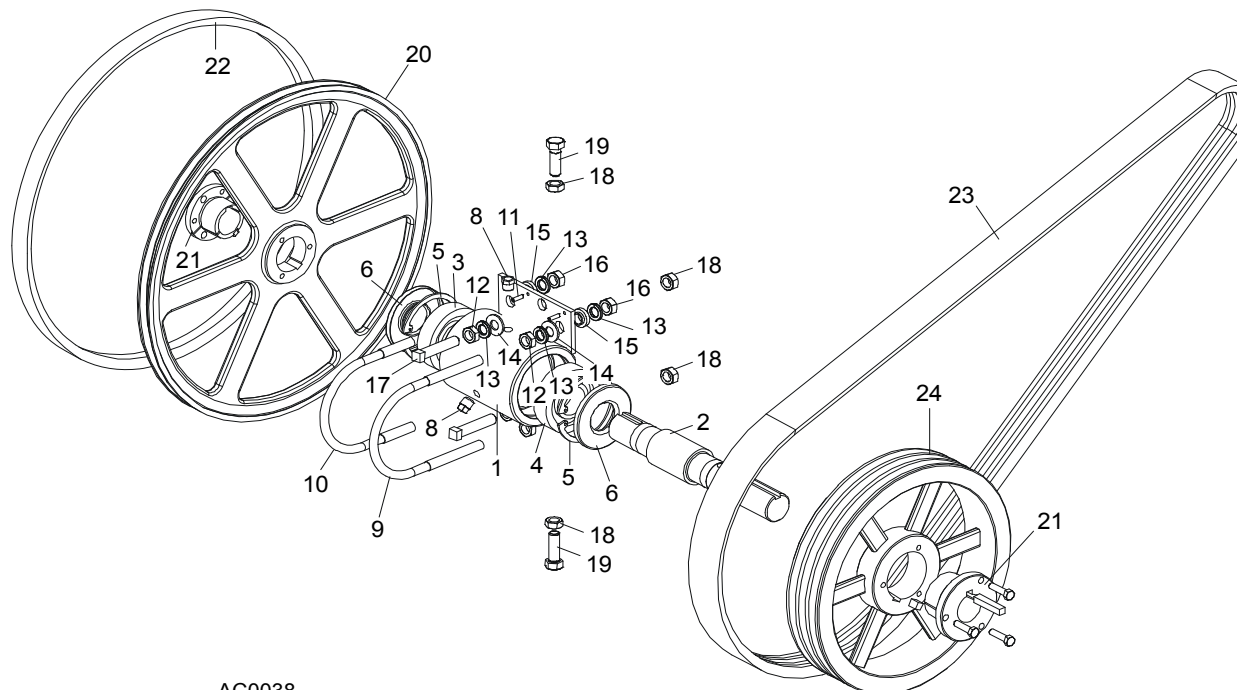


REF.	DESCRIPTION (◆ Indicates Parts Available In Assemblies Only)	PART #	QTY
1	CHAIN, #25 X 20 1/4"	P09984	1
2	LINK, #25 MASTER	P09983	1
3	BOLT, 5/16-18 X 2 3/4" HEX HEAD GRADE 5	F05006-28	4
4	WASHER, 8.4 FLAT	F81054-1	4
5	TUBE, 3/8" X 1/2" NEOPRENE	R01897	0.75 m
6	CLAMP, 1/2" COATED EMT	P07584	2
7	WRAP, 1/4" X 6" TIE	F05089-1	2
	<b>DRIVE ASSEMBLY, BLADE GUIDE ARM</b>	091005	1
	Motor Assembly, Blade Guide Arm Replacement	A10365	1
8	Motor, Blade Guide Arm 53:1 Gear	P09698-1	1
	Housing, Klauber Motor End	P12756	1
	Gear Kit, Klauber Motor Replacement	P12569	1

	Brush Kit, Gear Motor Replacement	P12800	1	
	Shaft Kit, Klauber Gear Motor Replacement	009695	1	
<b>9</b>	Connector, 14 Gauge Butt	F04875-1	2	
<b>10</b>	Pin, 1/8" X 3/4" Roll	F05012-6	1	
<b>11</b>	Sprocket, Gear Motor #25 14-Tooth	P09970	1	
<b>12</b>	Screw, #10-32 x 1/2" Hex Head	F05004-60	4	
<b>13</b>	Washer, 4.1 Split Lock	F81051-4	4	
	Instruction Sheet, Blade Guide Arm Motor	A10353-296	1	
<b>14</b>	Bracket, Blade Guide Arm Motor Mount	087994-1	1	
<b>15</b>	Roller, Blade Guide Arm Chain Idler	516193	1	
<b>16</b>	Bolt, 5/16-18 X 3 1/2" Hex Head Full Thread	F05006-3	1	
<b>17</b>	Bushing, 12/8-38 Zinc	516239-1	1	
<b>18</b>	Washer, 8.4 Flat Zinc	F81054-1	2	
<b>19</b>	Washer, 8.4 Split Lock	F05011-13	1	
<b>20</b>	Washer, 8.2 Split Lock Zinc	F81054-4	1	
<b>21</b>	Boot, Gear Motor Weather	023720	1	
<b>22</b>	<b>COVER, BLADE GUIDE ARM MOTOR</b>	093460-1	1	

## SECTION 3 BLADE WHEELS & TENSIONER

### 3.1 Blade Drive Assembly, LT40 Series AH

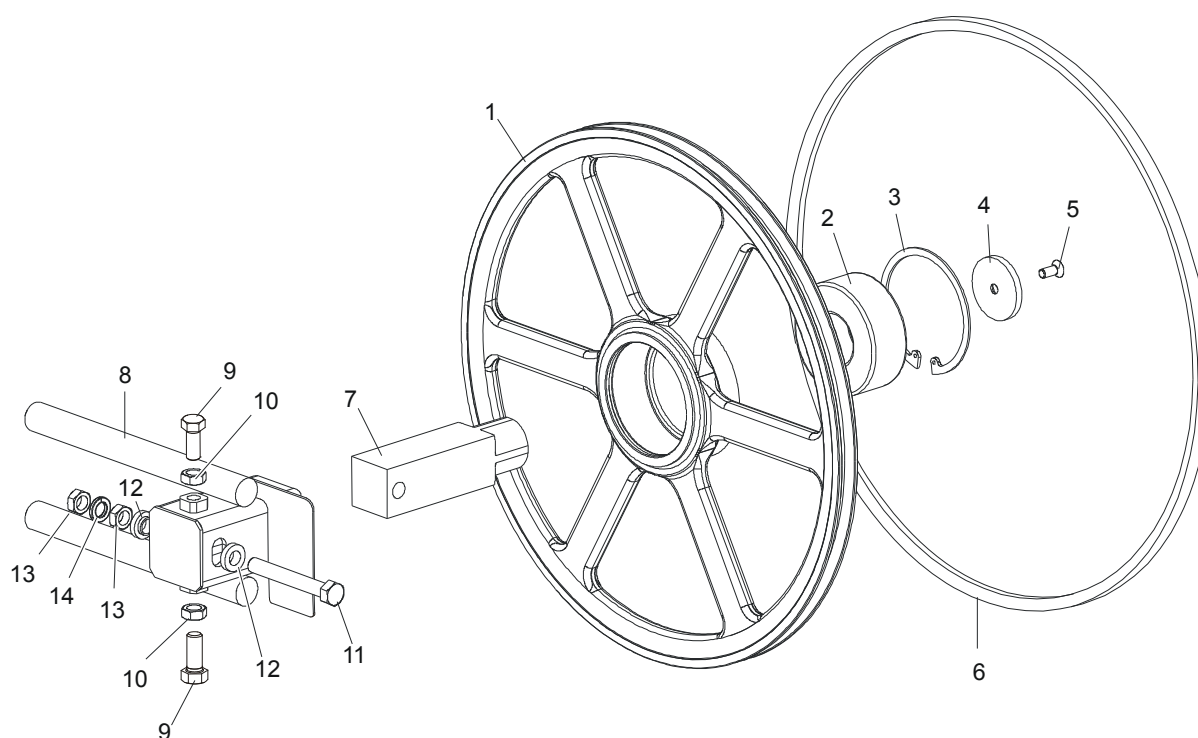


AC0038

REF.	DESCRIPTION (◆ Indicates Parts Available In Assemblies Only)	PART #	QTY
	<b>BEARING ASSEMBLY, BLADE WHEEL DRIVE</b>	086291	1
1	Housing, Blade Wheel Drive Bearing	086293	1
2	Shaft, Blade Wheel Drive	086292	1
3	Bearing, Blade Wheel Drive NJ308	085939	1
4	Bearing, Blade Wheel Drive #6308	085940	1
5	Ring, 90mm Interior Retaining #17	F04254-17	2
6	Seal, Drive Bearing #CR15890	P10206	2
7	Plug, 1/4" NPT Square Head	P05498	1
8	Plug, 1/4" NPT Vented	P12868	1
9	Bolt, 1/2-13 Long U	S10207-1P	1
10	Bolt, 1/2-13 Short U	S10207-2P	1
11	Pin, 3/16" X 5/8" Roll	F05012-22	2
12	Nut, 1/2-20 Hex Jam	F05010-16	4
13	Washer, 12.2 Split Lock	F81056-2	8
14	Washer, 13 Flat Zinc	F81056-1	4
15	Spacer, .510" x .937" x .34"	S04253	4
16	Nut, 1/2-13 Hex	F05010-35	4
17	Screw, 1/2-20 x 2 1/2" Square Head Full Thread Set	F05008-110	2
18	Nut, M12-8 Hex Nylon Lock	F81034-2	4
19	Bolt, 1/2-20 x 1 1/2" Hex Head Grade 5	F05008-53	2

	Decal, Bearing End-Play	S12750	1	
	Instruction Sheet, Bearing Retrofit	K10200-275	1	
	<b>WHEEL KIT, DRIVE SIDE BLADE</b>	014562	1	
<b>20</b>	Wheel, Drive Side Blade	016284	1	
<b>21</b>	Bushing, Modified 1 9/16" P1	087214	1	
	Instruction Sheet, Drive Side Blade Wheel Replacement	K12987-488	1	
<b>22</b>	<b>BELT, BLADE WHEEL B57</b>	P04185-2	1	
<b>23</b>	<b>BELT, 3BX73 DRIVE (EA20, EA25)</b>	091548	1	
<b>24</b>	<b>PULLEY, 3B124 SK SPECIAL (EA20, EA25)</b>	087203-1	1	

### 3.2 Idle Blade Wheel Assembly

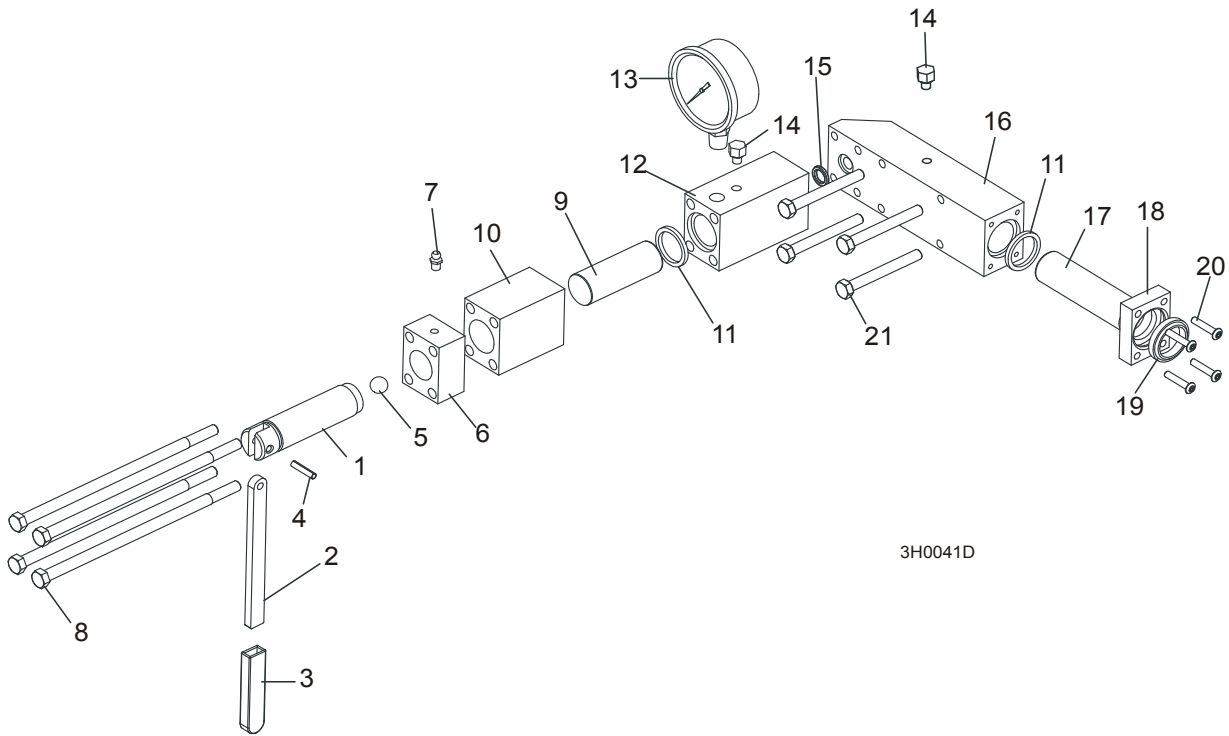


SM0241C

REF.	DESCRIPTION (◆ Indicates Parts Available In Assemblies Only)	PART #	QTY	
	<b>WHEEL ASSEMBLY, IDLE SIDE BLADE</b>	016120	1	
1	Wheel, Idle Side Blade	016013	1	◆
2	Bearing, Idle Side Blade Wheel 3309 B.2RSR TVH FAQ	086428	1	
3	Ring, 100mm Internal Retaining Beveled	F04254-28	1	
4	<b>RETAINER, ZINC</b>	095929-1	1	
5	<b>BOLT, M10x25 -10.9- Fe/Zn5 DIN 7991</b>	F81003-82	1	
6	<b>BELT, B57 BLADE WHEEL</b>	P04185-2	1	
7	<b>SHAFT, IDLE BLADE WHEEL</b>	095732	1	
8	<b>HOUSING, IDLE BLADE WHEEL SHAFT</b>	016103	1	
9	<b>BOLT, 1/2-20 X 1 1/2" HEX HEAD GRADE 5</b>	F05008-53	2	
10	<b>NUT, 1/2-20 HEX JAM</b>	F05010-16	2	
11	<b>BOLT, M12x1.25x100-8.8 HEX HEAD FULL THREAD ZINC</b>	F81004-41	1	
12	<b>SPACER, 1/2" I.D. FLANGED</b>	086769-1	2	
13	<b>NUT, M12x1.25 8.8 THIN ZINC</b>	F81034-5	2	
14	<b>WASHER, Z12.2 SPLIT LOCK ZINC</b>	F81056-2	1	



### 3.3 Hydraulic Blade Tensioner Assembly



REF.	DESCRIPTION (◆ Indicates Parts Available In Assemblies Only)	PART #	QTY
	<b>HYDRAULIC BLADE TENSIONER ASSEMBLY</b>	A10054	1
	Handle Assembly, Hydraulic Blade Tensioner Screw	A12294	1
1	Screw, Hydraulic Blade Tensioner	S10056	1
2	Handle, Hydraulic Tensioner Screw	095930	1
3	Sleeve, Plastic Handle	P08072	1
4	Pin, 3/16" x 7/8" Roll	F05012-19	1
5	Ball, 1/2" Steel	P02720	1
6	Block, Threaded Tensioner End	S10062	1
7	Fitting, 1/4-28 Grease	P05060	1
	Instruction Sheet, Tensioner Screw	A12294-518	1
8	Bolt, 5/16-18 X 7 1/2" Hex Head Grade 5	F05006-43	4
9	Piston, Hydraulic Tensioner Front 2 3/4" Long	S10060	1
10	Block, Piston Guide	S10061	1
11	Seal, 1" Diameter	P10051	2
12	Block, Hydraulic Tensioner Gauge Mounting	S10140	1
13	Gauge, 3000 PSI	090552	1
14	Plug, Hydraulic Tensioner Fill	P10065	1
15	Ring, 5/8" X 3/32" Square "O"	P10377	1
16	Block, Rear Tensioner Piston	S10142	1
17	Piston, Hydraulic Tensioner Rear 3 5/8" Long	S10059	1
18	Block, Rear Piston End	S10089	1
19	Wiper, 1" Diameter	P10053	1
20	Bolt, #10-24 X 1" Socket Button Head	F05004-43	4
21	Bolt, 5/16-18 X 2 3/4" Hex Head Grade 5	F05006-28	4

# 3

## Blade Wheels & Tensioner

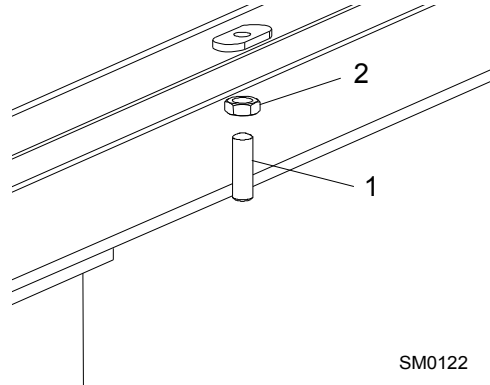
### *Hydraulic Blade Tensioner Assembly*

---

	Instruction Sheet, Hydraulic Tensioner Installation	A10136-272	1	
--	---	------------	---	--

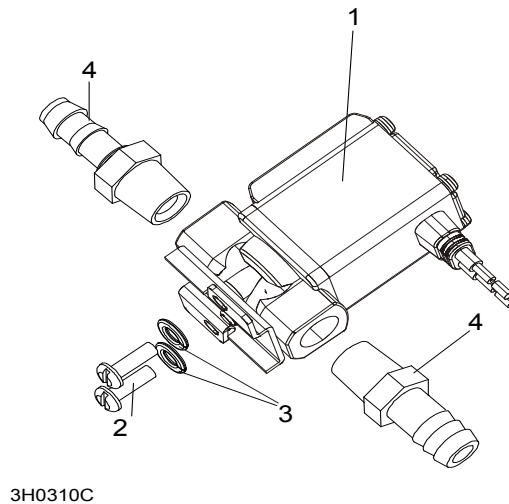
## SECTION 4 SAW HEAD

### 4.1 Middle Throat Screw



REF.	DESCRIPTION (◆ Indicates Parts Available In Assemblies Only)	PART #	QTY
1	SCREW, 3/8-16 X 1 1/4" OVAL POINT SOCKET SET	F05007-18	1
2	NUT, 3/8-16 HEX JAM	F05010-29	1

### 4.2 Water Lube Solenoid Valve (Not Available in EC Version)

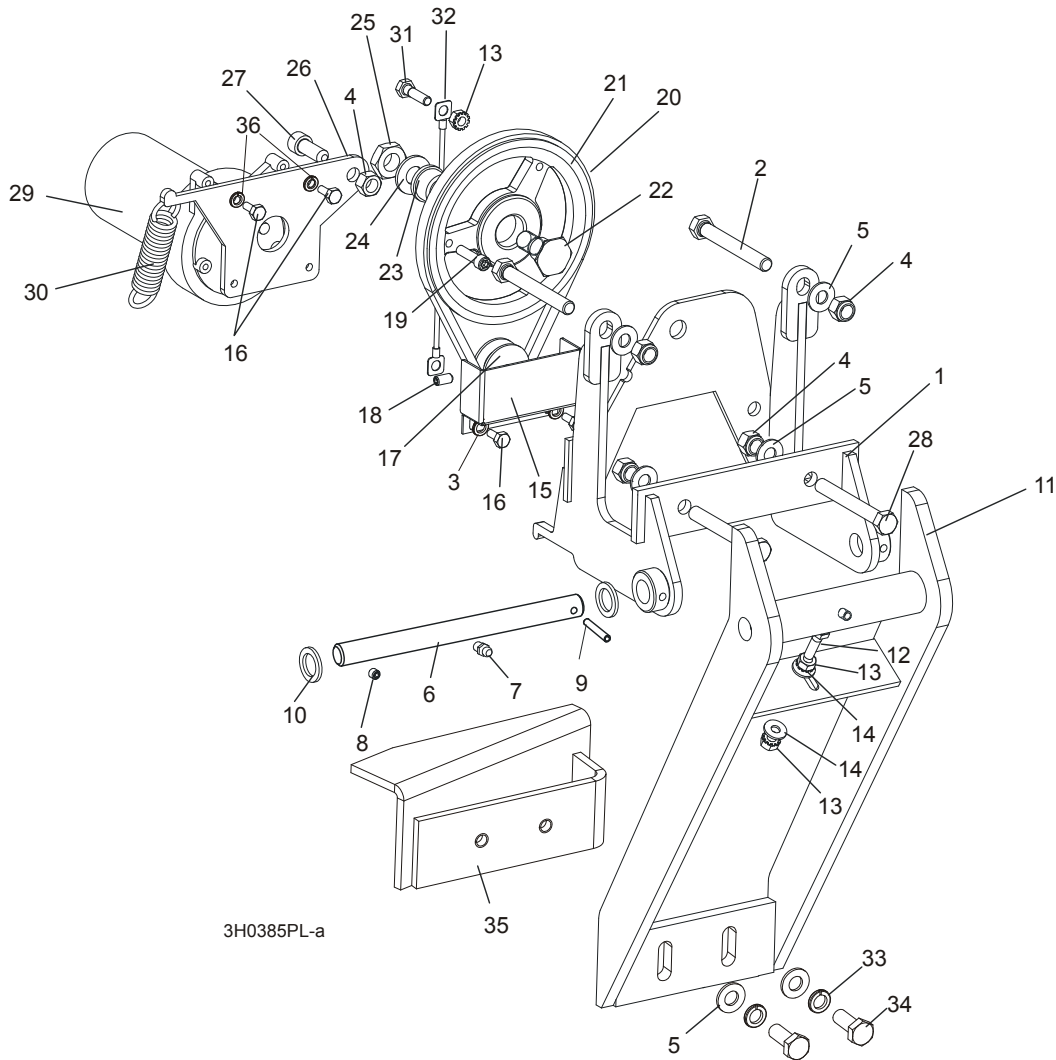


REF.	DESCRIPTION (◆ Indicates Parts Available In Assemblies Only)	PART #	QTY
1	VALVE, WATER LUBE SOLENOID	509113	1
2	SCREW, 4MM X 12 CROSS SLOT ROUND HEAD	F05004-74	2
3	WASHER, 4.9MM SPLIT LOCK ZINC	F05011-57	2
4	FITTING, 1/4" MALE NPT 3/8" HOSE BARB	P04682	2

# 4 Saw Head

## Board Return Assembly

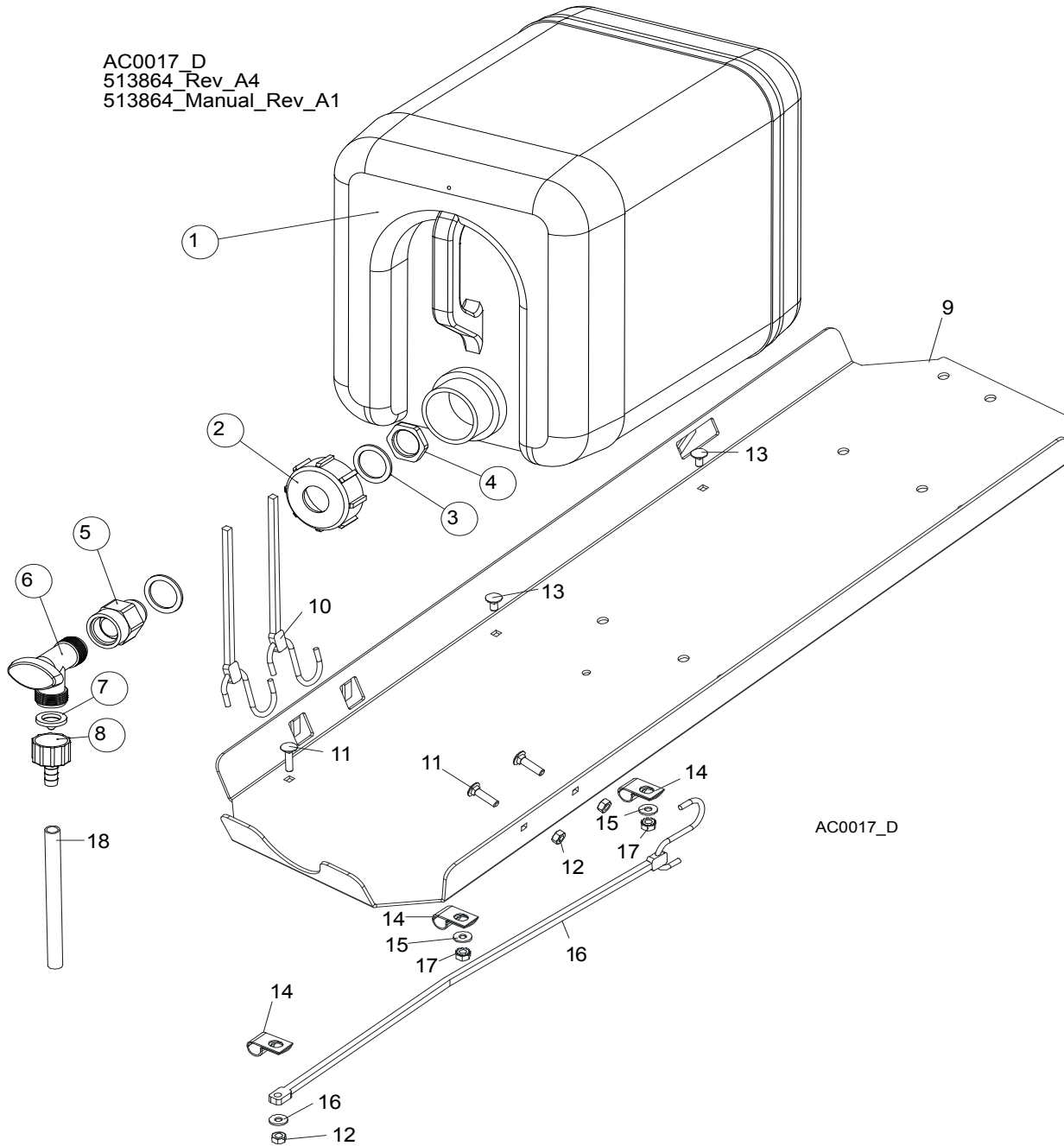
### 4.3 Board Return Assembly



REF.	DESCRIPTION (◆ Indicates Parts Available In Assemblies Only)	PART #	QTY
	<b>RETURN ASSEMBLY, BOARD</b>	087839-1	1
1	Mount Weldment, Board Return	087788-1	1
2	Screw, M10x70-8.8 Hex Socket Head Cap Zinc	F81003-60	2
3	Washer, 5.3 Flat Zinc	F81052-1	2
4	Nut, M10-8-B Nylon Hex Zinc Lock	F81033-1	5
5	Washer, 10.5 Flat	F81055-1	6
6	Pin Kit, Board Return Replacement Pivot	087837	1
7	Fitting, M6 Grease	086280	1
8	Screw, M6 X 8 Black Oxide Socket Head Set Cup Point	F81013-1	1
9	Pin, 5 X 30 Roll	F81044-21	1
10	Washer, 5/8" x 15/16" x .094 Nylon	F05011-19	2
11	Arm Weldment, Board Return	087838-1	1
12	Screw, 1/4-20 x 3/4" Full Thread Hex Head Cap	F05005-101	1

13	Nut, 1/4-20 Self-Locking	F05010-9	3	
14	Washer, 7.4 Flat Zinc	F81056-11	2	
15	Guard, Board Return Belt Ptd	087985-1	1	
16	Screw, 10-32 x 1/2" Hex Head Machine	F05004-60	4	
17	Sheave, 1.42 x .32	015074	1	
18	Screw, 1/4-20 Socket Head Set Cup Point Nylon	F05005-55	1	
19	Screw, 1/4-20 x 1" Socket Head Cap	F05005-89	1	
20	Belt, 3L190	015477	1	
21	Sheave, OK50 x 1/2" Modified	015224	1	
22	Bolt, Idler Pulley Pivot	015221	1	
23	Bushing, 5/8" x 7/8" x 1/2" Bronze	P05135	1	
24	Washer, 13 Flat	F81056-1	1	
25	Nut, 1/2-20 Jam Nylon Lock	F05010-79	1	
26	Plate, Motor Pivot	087871	1	
27	Screw, M10 x 25-8.8 Black Oxide Socket Head Cap	F81003-32	1	
28	Bolt, M10x75-8.8 Hex Head Zinc	F81003-15	2	
29	Motor, 53:1 ASA Gear	P09698-1	1	
30	Spring, 3/4" x 2 7/8" x 12 Gauge	015479	1	
31	Bolt, 1/4-20 x 1" Hex Head Grade 5	F05005-101	1	
32	Cable, Board Return	016090	1	
33	Washer, 10.2 Split Lock Zinc	F81055-2	2	
34	Bolt, M10x20-5.8 Hex Head Full Thread Zinc	F81003-1	2	
35	Angle, Board Return	087835-1	1	
36	Washer, 5.1 Split Lock Zinc	F81052-2	2	

**4.4 Water Lube Assembly**



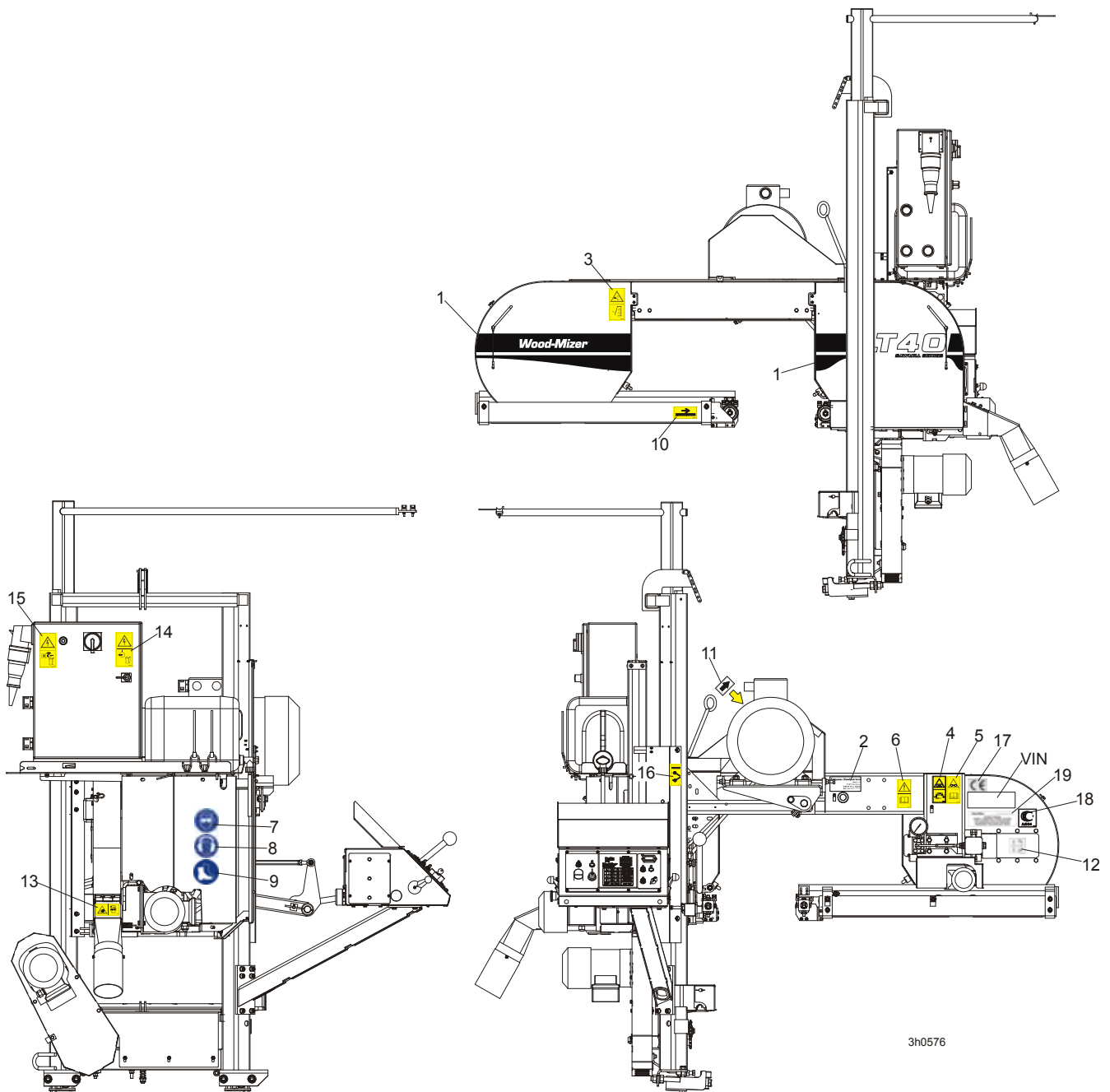
REF.	DESCRIPTION (◆ Indicates Parts Available In Assemblies Only)	PART #	QTY
	<b>BOTTLE, WATER - COMPLETE</b>	<b>513864</b>	<b>1</b>
	<b>BOTTLE, WATER W/NUT</b>	<b>513865<sup>1</sup></b>	<b>1</b>
1	BOTTLE, WATER	513866	1
2	NUT, BOTTLE	513867	1
3	SEAL, RUBBER 35x26x2	513869	2
4	NUT, 3/4 NPT GLAND	513868	1
5	Fitting, 3/4FPT x 3/4MPT Reducer	014636	1
6	Fitting, Water Lube Shutoff Valve	014100	1

7	FILTER, WATER LUBE	016086 <sup>2</sup>	1	
8	FITTING, 5/8" NPT TO 3/8" HOSE BARB	014113	1	
9	TRAY, ELECTRIC BOX/WATER BOTTLE	086528-1	1	◆
10	STRAP, 20" RUBBER	P11668	2	
11	BOLT, 1/4-20 X 1" CARRIAGE HEAD	F05005-34	5	
12	NUT, 1/4-20 HEX LOCK	F05010-21	5	
13	BOLT, 1/4-20 X 1/2" CARRIAGE HEAD	F05005-33	2	
14	CLAMP, 1/2" EMT HOSE	P07584	3	
15	WASHER, 7.4 FLAT	F81056-11	3	
16	STRAP, 15" RUBBER	P07461	1	
17	NUT, 1/4-20 SELF-LOCKING	F05010-9	2	
18	TUBING, WATER LUBE 3/8" I.D.	R01885	2,1 m	

<sup>1</sup> The service number 513865-S includes: 513865, 513869, 513868.

<sup>2</sup> Filter recommended for Super models to prevent debris from entering water lube solenoid valve.

## 4.5 LT40AC Saw Head Decals



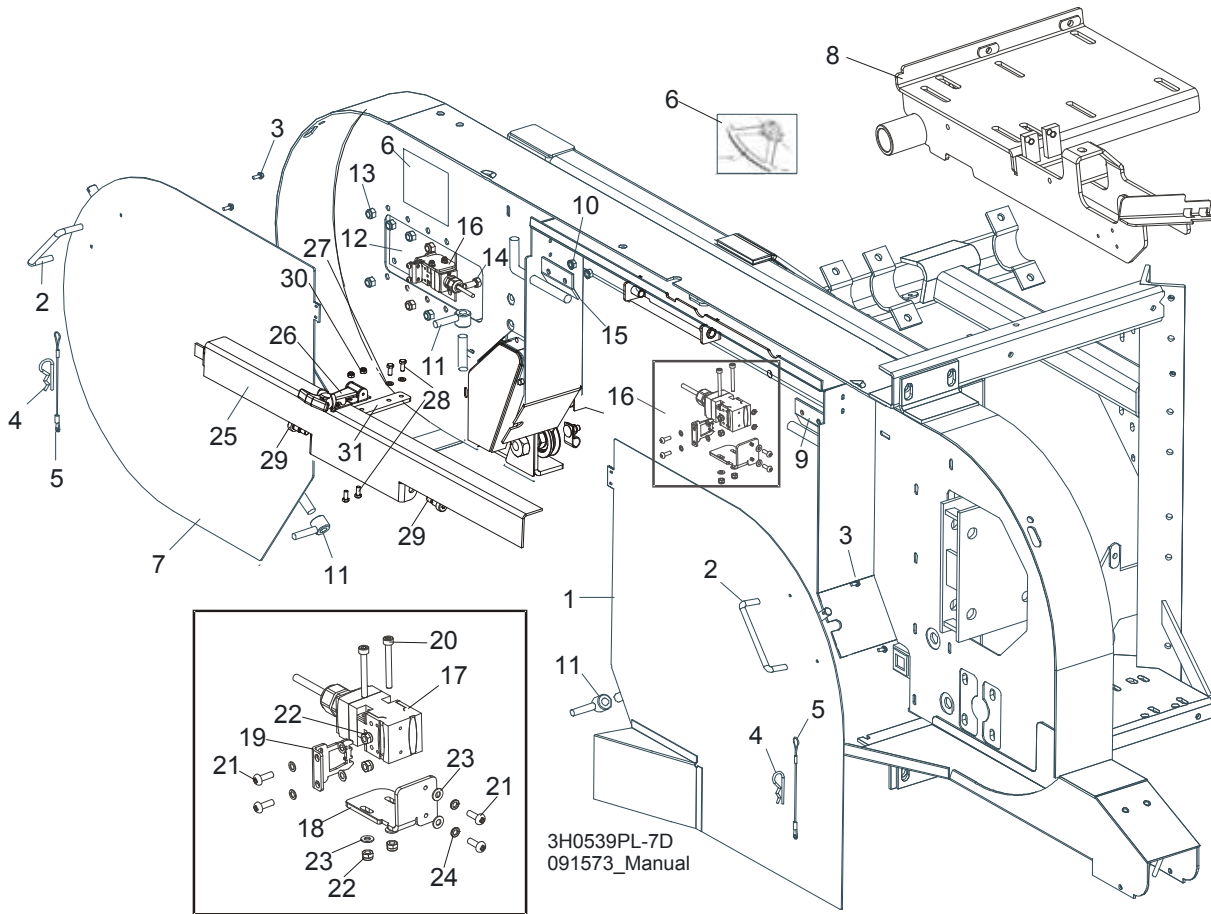
3h0576

REF.	DESCRIPTION (◆ Indicates Parts Available In Assemblies Only)	PART #	QTY
1	DECAL, LT40 SERIES SAWMILL	092763	1
	PICTOGRAPHIC DECAL KIT, LT40AC	099516	1
2	DECAL, EUROPEAN HEADQUARTERS ADDRESS	015841	1
3	DECAL, SAWMILL COVERS CAUTION	099220	2
4	DECAL, BLADE TENSION (PICTOGRAM)	099219	1
5	DECAL, BLADE TENSION - INSTRUCTIONS (PICTOGRAM)	099223	1



6	DECAL, READ OPERATOR'S MANUAL (PICTOGRAM)	096317	1	
7	DECAL, EYE PROTECTION WARNING (PICTOGRAM)	S12004G	1	
8	DECAL, EAR PROTECTION WARNING (PICTOGRAM)	S12005G	1	
9	DECAL, USE SAFETY BOOTS (PICTOGRAM)	501465	1	
10	DECAL, BLADE MOVEMENT DIRECTION (PICTOGRAM)	096321	1	
11	DECAL, MOTOR ROTATION DIRECTION	S20097	1	
12	DECAL, BLADE ALIGNMENT	P11789	1	
13	DECAL, SAWDUST CHUTE WARNING (PICTOGRAM)	099222	1	
14	DECAL, HIGH VOLTAGE INSIDE THE ELECTRIC BOX (PICTOGRAM)	096316	2	
15	DECAL, REMOVE THE PLUG BEFORE OPENING THE BOX (PICTOGRAM)	096319	2	
16	DECAL, BLADE DRIVE WARNING (PICTOGRAM)	096315	1	
17	DECAL, CE CERTIFIED SAWMILL (SMALL)	P85070	2	
18	DECAL, RUSSIAN SAFETY CERTIFICATION	099401	1	
19	DECAL, INTERNATIONAL SAWMILL NAME	501466	1	
	DECAL, BLADE SETTING	P85066	1	
	DECAL, KEEP AWAY DANGER, PICTOGRAM	099221	1	
	DECAL, MAX. OIL PRESSURE, PICTOGRAM	099524	1	

**4.6 Blade Housing Covers**



REF.	DESCRIPTION (◆ Indicates Parts Available In Assemblies Only)	PART #	QTY	
	<b>COVER ASSEMBLY, DRIVE SIDE BLADE HOUSING WITH HANDLE</b>	087165	1	
1	Cover Weldment, Drive Side Blade Housing	087159-1	1	◆
2	Handle, Blade Housing Cover	P08065	1	
3	Screw, #8-32 x 3/8"	F05015-8	2	
	Pin Assembly, Cover Retainer	A11881	1	
4	Pin, Safety Retainer	N/A	1	
5	Cable, 3/64" x 6" Lanyard	N/A	1	
6	<b>DECAL, BLADE SETTING</b>	P85066	1	
	<b>COVER, IDLE SIDE BLADE HOUSING WITH HANDLE</b>	086431	1	
7	Cover, Idle Side Blade Housing	086430-1	1	◆
2	Handle, Blade Housing Cover	P08065	1	
3	Screw, #8-32 X 3/8" Self-Tapping	F05015-8	2	
	Pin Assembly, Cover Retainer	A11881	1	
4	Pin, Safety Retainer	N/A	1	
5	Cable, 3/64" x 6" Lanyard	N/A	1	
8	<b>MOUNT WELDMENT E15,E20,E25</b>	087736-1 <sup>1</sup>	1	
9	<b>HINGE, MIDDLE BLADE HOUSING COVER</b>	S07522	1	
10	<b>NUT, 1/4-20 SELF-LOCKING HEX</b>	F05010-9	4	

11	<b>NUT, COVER TURN</b>	086365-1	2	
12	<b>PLATE, IDLE BLADE WHEEL GUARD</b>	086230	1	
13	<b>NUT, 5/16-18 HEX NYLON LOCK</b>	F05010-58	6	
14	<b>BOLT, 5/16-18 X 3/4" HEX HEAD GRADE 2</b>	F05006-5	6	
15	<b>HINGE, MIDDLE BLADE HOUSING COVER</b>	085336-1	1	
16	<b>SWITCH ASSEMBLY, SAFETY SHUT-OFF</b>	094301	2	
17	Safety Switch, AZ17-11ZRK	094232	2	
18	Bracket, Safety Switch Mount Painted	094300-1	2	
19	Key, AZ17/170-B5 Safety Switch	094422	2	
20	Screw, M4 x 35-8.8 Hex Socket Head Cap Zinc	F81011-34	4	
21	Screw, M4 x 12-5.8-B Slotted Countersunk Head Zinc	F81011-43	8	
22	Nut, M4-B Hex Nylon Zinc Lock	F81029-1	8	
23	Washer, Z4.1 Split Lock	F81051-1	4	
24	Washer, 4.3 Flat Zinc	F81051-2	8	
	<b>BLADE FLAP ASSEMBLY</b>	<b>511645<sup>2</sup></b>	<b>1</b>	
25	BLADE COVER LT40	511116-1	1	
26	LATCH, FLEXIBLE DRAW	014829	1	
27	WASHER, 5.3 FLAT ZINC	F81052-1	2	
28	BOLT, M5 X 12-5.8 HEX HEAD FULL THREAD ZINC	F81000-5	4	
29	BOLT, 10/M8 X 12-12.9 ISO-7379	F81003-62	2	
30	NUT, M5-8 DIN985 ZINC	F81030-2	2	
31	PLATE, LT40 BLADE COVER	512570-1	1	

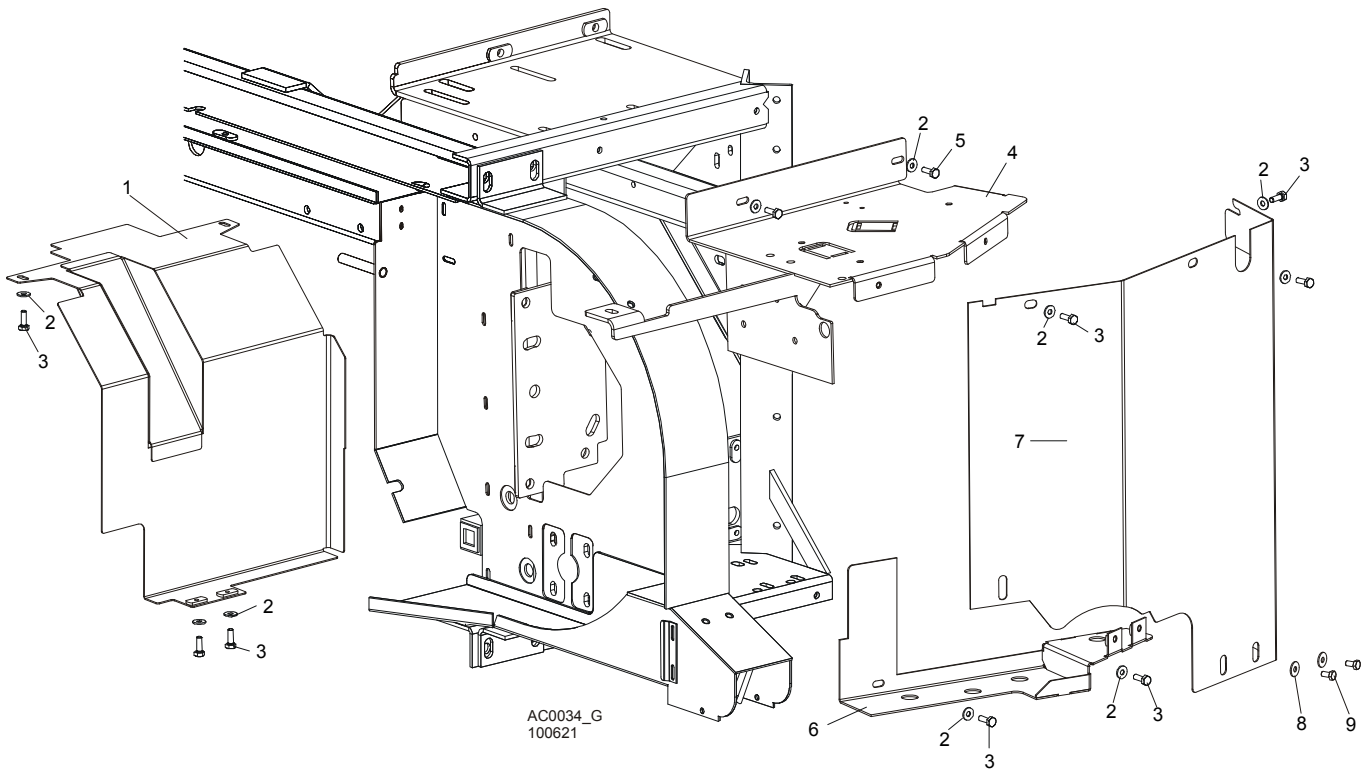
<sup>1</sup> Only LT40 AC Sawmills

<sup>2</sup> Belongs to 091573

# 4 Saw Head

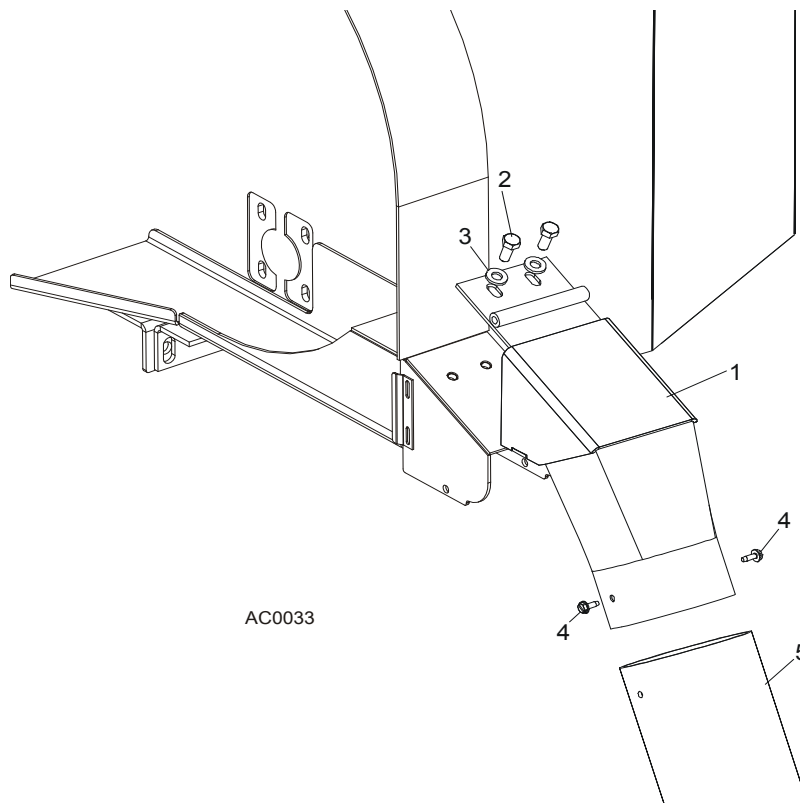
## Drive Belt Covers

### 4.7 Drive Belt Covers



REF.	DESCRIPTION (◆ Indicates Parts Available In Assemblies Only)	PART #	QTY
1	GUARD, E15/E20/E25 BELT LOWER PAINTED	087660-1	1
2	WASHER, 6.5 SPECIAL FLAT ZINC	F81053-11	11
3	BOLT, M6 X 20-8.8 HEX HEAD FULL THREAD ZINC	F81001-2	9
4	GUARD WELDMENT, AC SAW HEAD UPPER PAINTED	086621-1	1
5	BOLT, M6 X 12-8.8 HEX HEAD FULL THREAD ZINC	F81001-7	2
	GUARD, AC SIDE PAINTED COMPLETE (WITHOUT BRAKE)	100621	1
	GUARD, AC SIDE PAINTED COMPLETE (WITH BRAKE)	100622	1
6	GUARD, AC LOWER	087525-1	1
7	GUARD, AC SIDE PAINTED (WITHOUT BRAKE)	086420-1	1
	GUARD, AC SIDE PAINTED (WITH BRAKE)	087333-1	1
8	WASHER, 6.5 SPECIAL FLAT ZINC	F81053-11	2
9	BOLT, M6 X 12-8.8 HEX HEAD FULL THREAD ZINC	F81001-7	2

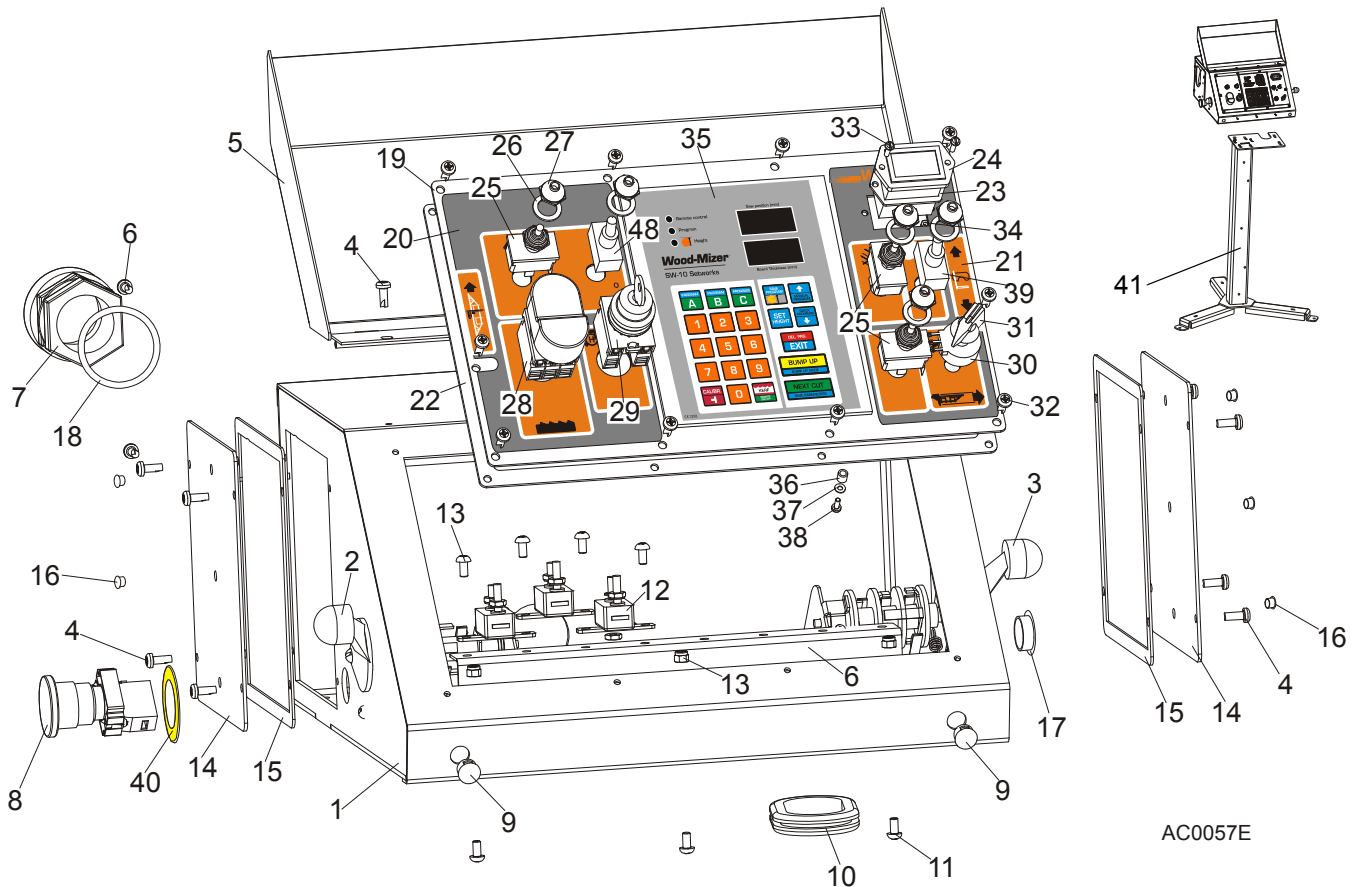
## 4.8 Sawdust Chute



REF.	DESCRIPTION (◆ Indicates Parts Available In Assemblies Only)	PART #	QTY	
1	CHUTE, LT40 SAWDUST	501500-1	1	
2	BOLT, M8x16 -8.8-B HEX HEAD FULL THREAD ZINC	F81002-20	2	
3	WASHER, 8.4 FLAT ZINC	F81054-1	2	
4	BOLT, #10-24 X 1/2" SELF-TAPPING	F05015-7	2	
5	TUBING, 4" I.D. RUBBER	086364	0.6 m	
	STRAP, 20" RUBBER W/HOOK	P11668	1	
	BOLT, 1/4-20 X 1 1/4" HEX HEAD FULL THREAD	F05005-3	1	
	WASHER, 7.4 FLAT ZINC	F81056-11	1	
	NUT, 1/4-20 SWAGED	F05010-21	1	

## SECTION 5 CONTROL & BATTERY BOXES

### 5.1 Control Assembly, LT40 Series A

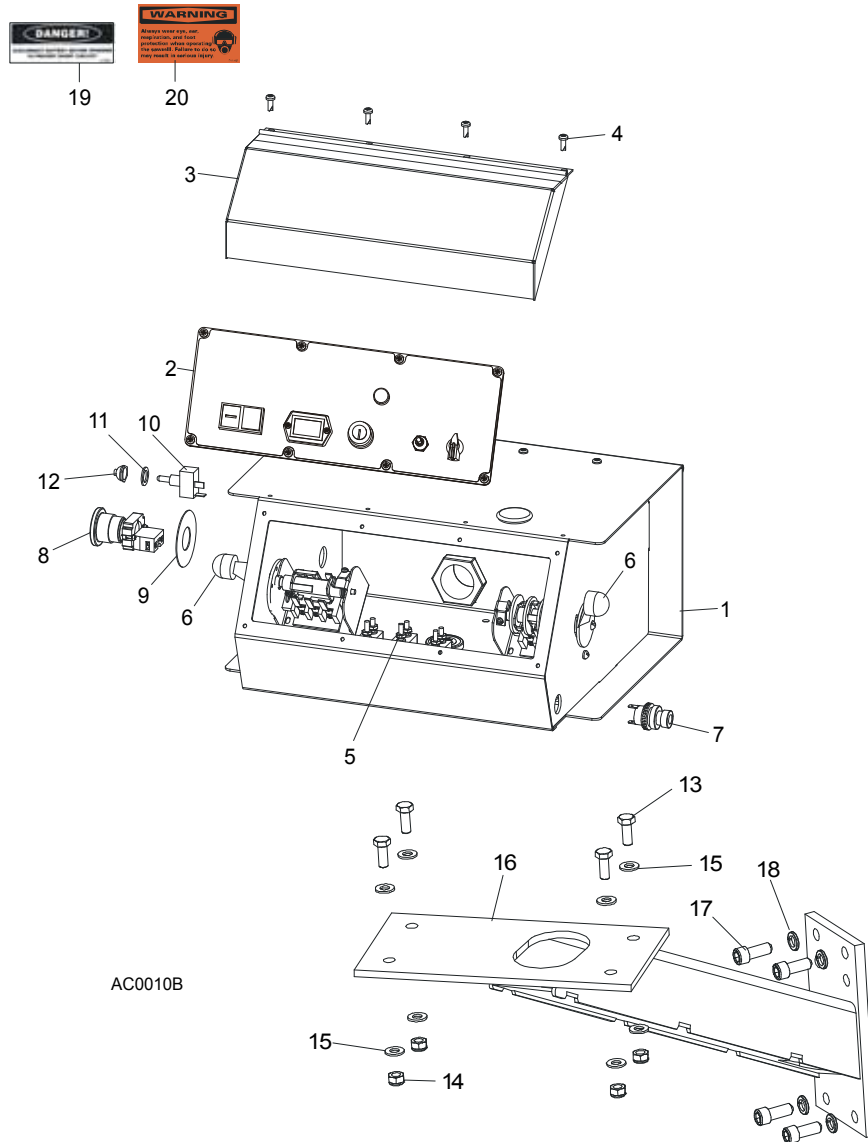


REF.	DESCRIPTION (◆ Indicates Parts Available In Assemblies Only)	PART #	QTY
	<b>CONTROL BOX ASSEMBLY, LT40 AC</b>	<b>098690</b>	<b>1</b>
	<b>CONTROL BOX ASSEMBLY, LT40 AC-RC</b>	<b>509115</b>	<b>1</b>
1	Control Box, LT40AC	099622-1	1
2	Switch, 1992GS Pwr/Feed (Service Package)	E20438	1
3	Switch, 1992 Up/Down (Service Package)	E20440	1
4	Bolt, #10-24x1/2 Ph Pan Hd, Type 23	F05015-17	12
5	Cover Weldment, LT20/40 Complete	097135-1	1
6	Rail, Circuit Breaker	015310	1
7	Connector, 1 1/4 Straight Metal Conduit	024402	1
8	Switch, XB2 BS542 Emergency Stop	086556	1
9	Switch, Speed Control	086773	2
10	Grommet, Rubber	087065	1
11	Screw, H M5x10 8.8 Zinc	F81000-13	7
12	Breaker, 15A Manual Reset	E20430	3
13	Nut, M5-8 DIN985 Zinc	F81030-2	3
	Cover, Control Box Side - Complete	086700	2

14	Cover, Control Box Side	086699-1	1	
15	Gasket, Control Box Side	015274	1	
16	Cap, SR1086 6.4 Dia. Hole	099700	6	
17	Cap, SR1086 22.2 Dia. Hole	093544	1	
18	Seal, 1 1/4 Ring LQTI w/Retainer	015430	1	
	Panel, LT40 AC Front Control Complete	098689	1	
19	Panel, LT20/40 AC Front Control	100572-1	1	
	Panel, LT40 AC Front Control	098586-1 <sup>1</sup>	1	
20	Decal, LT20/40 AC Control Box Left	099594	1	
21	Decal, LT40 DC Control Box Right	099596	1	
22	Gasket, LT20/40 Control Box	097132	1	
23	Gasket, Hour Meter	093346	1	
24	Meter, Hour	093166	1	
25	Switch, Toggle	024200	3	
26	Washer, 1/2x3/4x1/16 Nylon	P05251-1	5	
27	Boot, Toggle Switch	P02575	5	
28	Button, 24V Start/Stop	090452	1	
	Membrane M22-T-DD	090462	1	
29	Switch, M22 3-position Key	091361	1	
30	Potentiometer, 1k Feed Rate	E20519	1	
31	Knob, Speed Control	P06257	1	
32	Bolt, #10-24x1/2 Ph Pan Head, Type 23	F05015-17	10	
33	Bolt, M3x12 DIN85A Zinc	F81000-12	2	
34	Nut, M3-6 Nylon Zinc Lock	F81028-2	2	
35	Controller, SW-10 Setworks	500628	1	
36	Spacer, 4.2x6mm Idler	R80671-4	6	
37	Washer, 3.2 Flat Zinc	F81050-2	6	
38	Screw, M3x8-4.8 Zinc	F81000-83	6	
39	Switch, SPST On/Off 15A .25 TABS Toggle	P03027	2	
40	EMERGENCY STOP DECAL	086793	1	
41	PEDESTAL WELDMENT, LT40 CONTROL BOX	518703-1	1	

<sup>1</sup> Used in African version only.

## 5.2 Control Assembly, LT70 AH

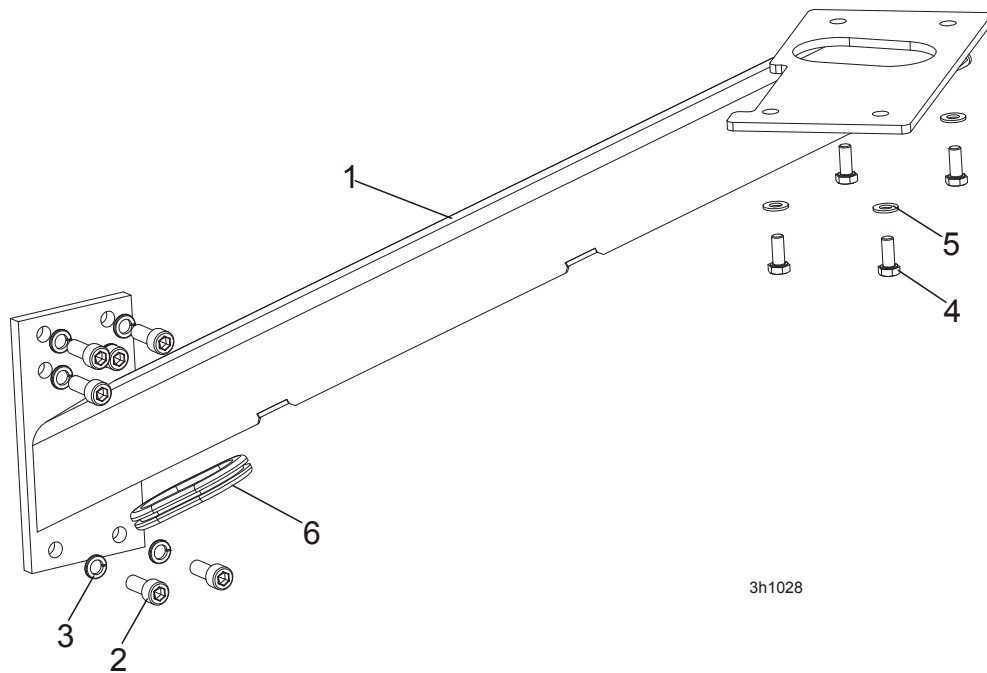


REF.	DESCRIPTION (◆ Indicates Parts Available in Assemblies Only)	PART #	QTY	
	<b>CONTROL BOX ASSEMBLY, AC SUPER (EA20, EA25)</b>	093022	1	
<b>1</b>	<b>HOUSING, AC SUPER CONTROL BOX ASSEMBLY (EA20, EA25)</b>	086546-1	1	◆
<b>2</b>	Front Control Panel & Wiring Harnesses ( <a href="#">Section 5.5</a> )			
<b>3</b>	Cover, Control Box Hinged	015304	1	
<b>4</b>	Screw, #10-24 x 1/2"	F05015-17	12	
<b>5</b>	Circuit Breakers ( <a href="#">Section 5.5</a> )			
<b>6</b>	Drum Switches ( <a href="#">Section 5.3</a> )			
<b>7</b>	Switch, Horn	E85118	1	
<b>8</b>	Switch, XB2 BS542 Emergency Stop	086556	1	
<b>9</b>	Washer, Emergency Stop Switch	086561	1	
<b>10</b>	Switch, Speed Control	086773	1	
<b>11</b>	Washer, 1/2" x 3/4" x 5/8" Nylon	P05251-1	1	
<b>12</b>	Boot, Speed Control Switch	P02575	1	
<b>13</b>	<b>BOLT, M8 X 20-8.8-B HEX HEAD</b>	F81002-4	4	



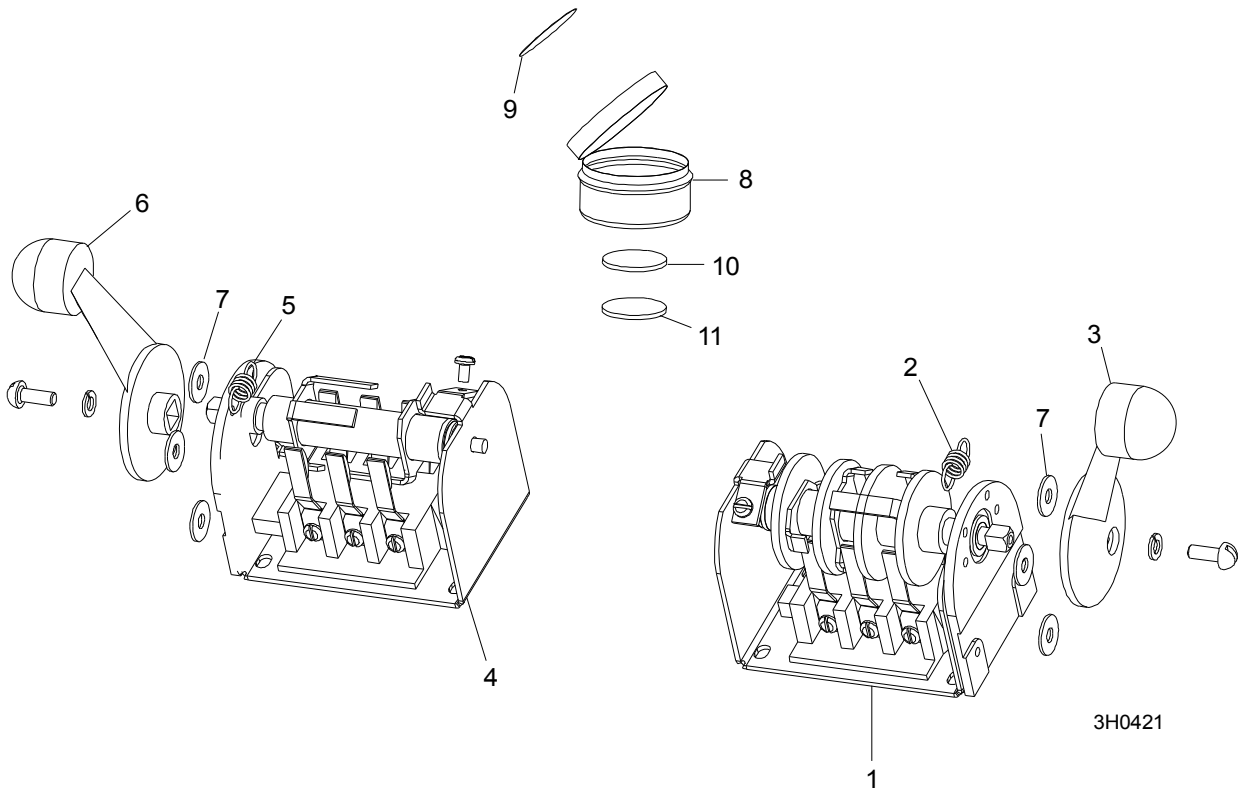
14	NUT, M8-8-B HEX NYLON ZINC LOCK	F81032-2	4	
15	WASHER, 8.4 FLAT ZINC	F81054-1	8	
16	MOUNT WELDMENT, STANDARD CONTROL BOX	086732-1	1	
17	BOLT, 3/8-16 X 1" SOCKET HEAD	F05007-52	4	
18	WASHER, 10.2 SPLIT LOCK	F81055-2	4	
19	DECAL, FRONT OUTRIGGER WARNING	015400-4	1	
20	DECAL, EAR/EYE PROTECTION WARNING	S11753-4	1	

**5.3 Control Box Bracket**



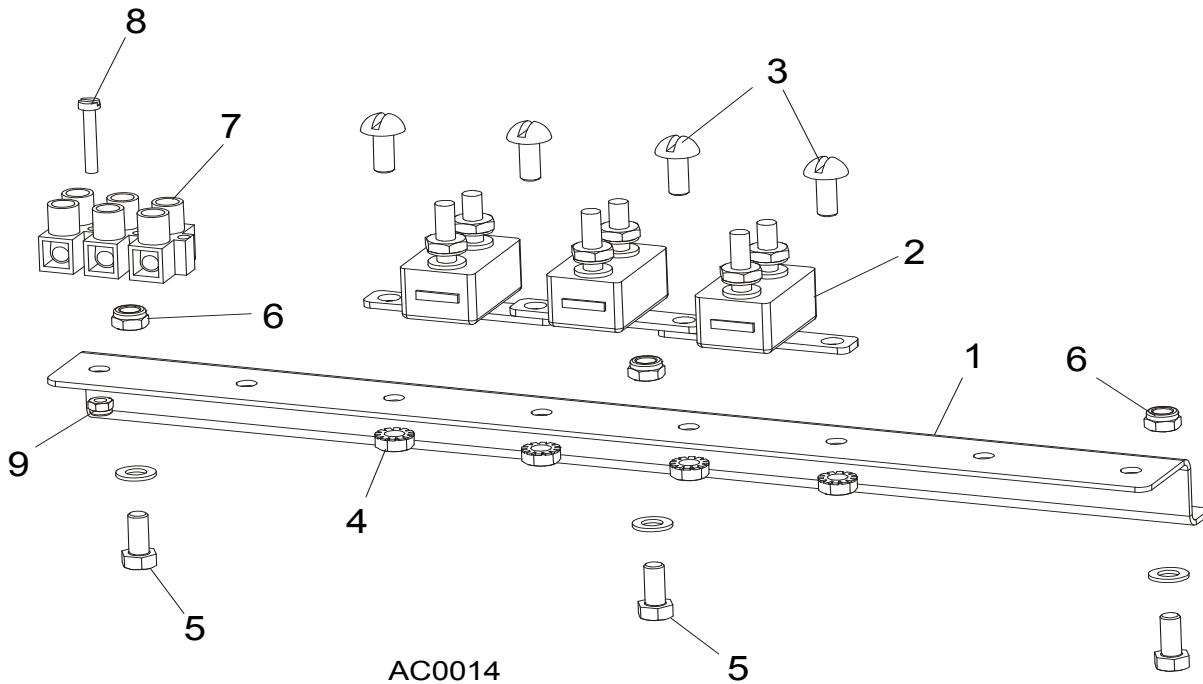
REF.	DESCRIPTION (◆ Indicates Parts Available In Assemblies Only)	PART #	QTY
1	MOUNT WELDMENT, STANDARD CONTROL BOX	086732-1	1
2	SCREW, M10x25 8.8 HEX SOCKET HEAD CAP ZINC	F81003-32	6
3	WASHER,10.2 SPLIT LOCK ZINC	F81055-2	6
4	BOLT, M8x20-8.8-B HEX HEAD FULL THREAD ZINC	F81002-4	4
5	WASHER, 8.4 FLAT ZINC	F81054-1	4
6	GROMMET, RUBBER	087065	1

## 5.4 Drum Switches



REF.	DESCRIPTION (◆ Indicates Parts Available In Assemblies Only)	PART #	QTY	
	<b>SWITCH ASSEMBLY, UP/DOWN DRUM</b>	E20440	1	
1	Switch, S12 Bulk Drum	E20440-B	1	◆
2	Spring, Drum Switch	P12570	1	
3	Handle, Drum Switch Replacement	P12500	1	
	<b>SWITCH ASSEMBLY, POWER FEED DRUM</b>	E20438	1	
4	Switch, S10 Bulk Drum	E20438-B	1	◆
5	Spring, Drum Switch	P12570	1	
6	Handle, Drum Switch Replacement	P12500	1	
7	<b>WASHER, #8 SAE FLAT</b>	F05011-41	6	
	<b>CUP ASSEMBLY, DRUM SWITCH GREASE</b>	A20463	1	
8	Cup, Plastic Container	P20464	1	◆
9	Decal, Grease Cup Label	P20467	1	
10	Pad, Velcro Loop	P20466	1	◆
11	Pad, Velcro Hook	P20465	1	◆
	Grease, High Temp Drum Switch	P20468	.011ml	◆

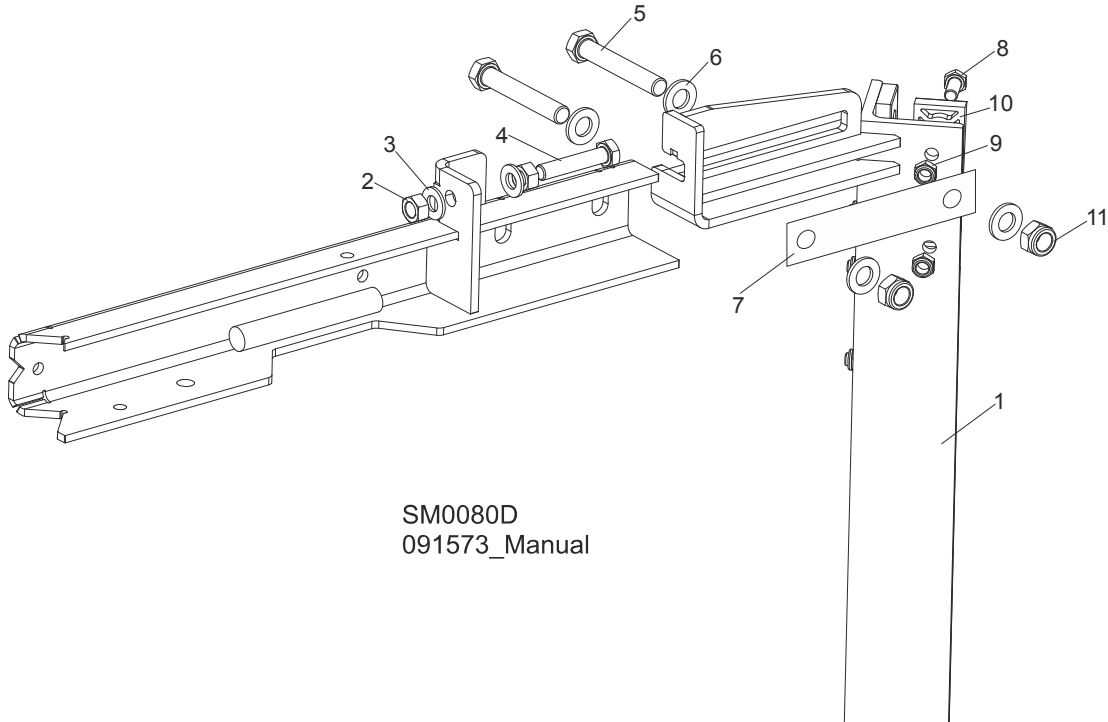
### 5.5 Circuit Breakers



REF.	DESCRIPTION (◆ Indicates Parts Available In Assemblies Only)	PART #	QTY
1	RAIL, CIRCUIT BREAKER	015310	1
2	BREAKER, 15 AMP MANUAL RESET	E20430	5
3	SCREW, H M5X10 8.8 ZINC	F81000-13	4
4	NUT, M5-8 DIN985 ZINC	F81030-2	4
5	BOLT, M5X12-5.8 HEX HEAD FULL THREAD ZINC	F81000-5	3
6	NUT, M5-8 DIN985 ZINC	F81030-2	3
7	STRIP, ELECTRIC WIRE	F81086-1	1
8	SCREW, M3 X 20-5.8-A	F81000-8	1
9	NUT, M3-6 HEX NYLON ZINC LOCK	F81028-2	1

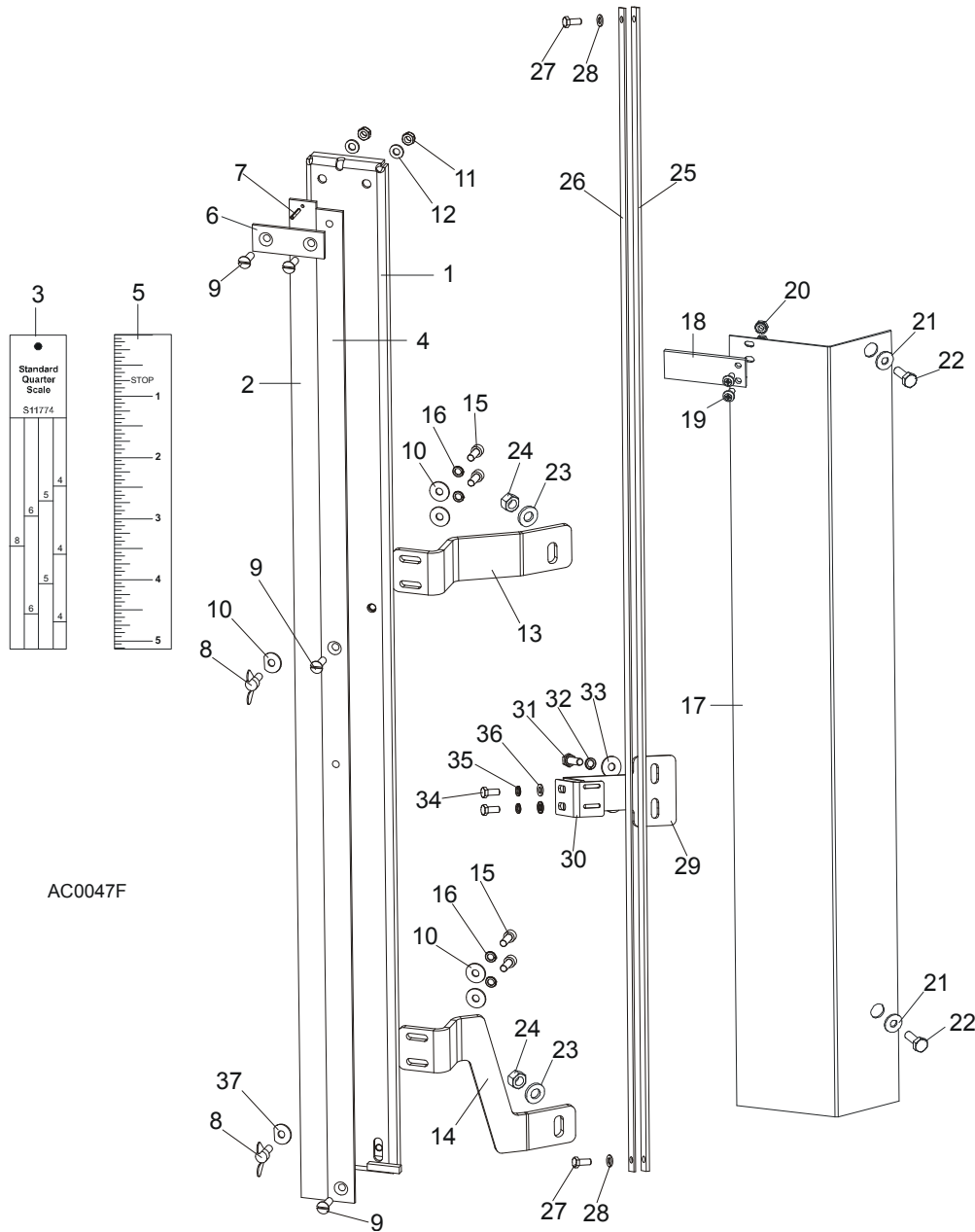
## SECTION 6 UP/DOWN SYSTEM

### 6.1 Saw Head V-Brace Mount



REF.	DESCRIPTION (◆ Indicates Parts Available In Assemblies Only)	PART #	QTY
1	V-BRACE, SAW HEAD MOUNT	087122	1
2	NUT, M10-8-B-FE	F81033-3	2
3	WASHER, 10.5 FLAT ZINC	F81055-1	2
4	BOLT, M10X50MM,HEX HEAD FULL THRD ZINC	F81003-4	1
5	BOLT, M12 X 75-8.8 ZINC	F81004-21	2
6	WASHER, M12 , FLAT, ZINC	F81056-1	4
7	PLATE, V-BRACE WASHER	091247	2
8	BOLT, M8X20MM, HEX HEAD,GR 5.8 ZINC	F81002-4	10
9	NUT,M8-8-B,HEX,NYLON LOCK ZINC	F81032-2	12
10	PADS, DELRIN UP/DOWN SLIDE	M04096	6
11	NUT,M12-8 ,HEX,NYLON,ZINC,LOCK	F81034-2	2

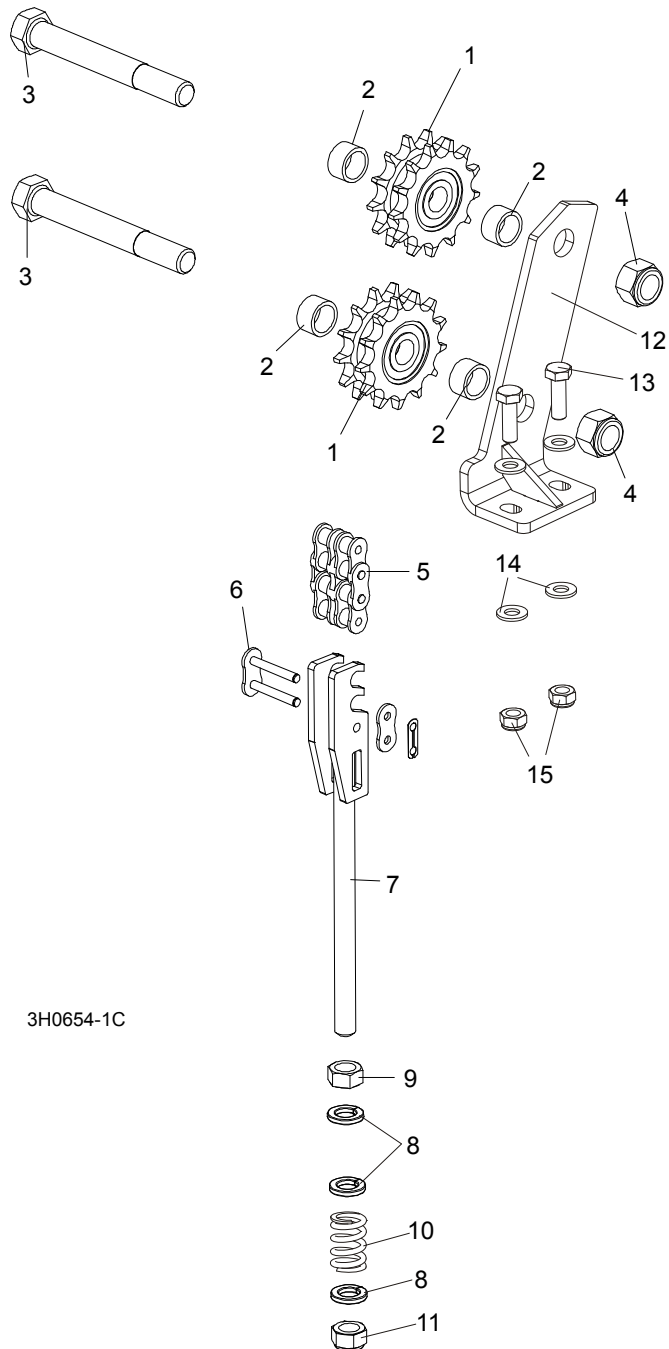
**6.2 Blade Height Scale**



REF.	DESCRIPTION (◆ Indicates Parts Available In Assemblies Only)	PART #	QTY
	<b>SCALE, BLADE HEIGHT W/SCANNER</b>	098882	1
1	Bracket, Scale Mounting	098890-1	1
2	Scale, 35" Quarter	093342	1
3	Decal, 35" Standard Quarter Scale	090716	1
	Decal, 35" Grade Hardwood Quarter Scale	090717	1
4	Scale, 35" Inch	093341	1
5	Decal, 35" Inch	090709	1
6	Strap, Scale Hold-Down	093134	1
7	Pin, 3x20 Roll	F81044-5	1
8	Screw, M6x16 Wing	F81001-16	2

9	Screw, M6x20- 4.8-B Slotted Countersunk Head Zinc	F81001-31	4	
10	Washer, 6.2x20x3.5 Special	503096	1	
11	Nut, M6-8-B Hex Nylon Zinc Lock	F81031-2	2	
12	Washer, 6.4 Flat Zinc	F81053-1	2	
13	Bracket, Scale Upper	098880-1	1	
14	Bracket, Scale Lower	098881-1	1	
15	Screw, M6x16-8.8 Hex Socket Head Cap Zinc	F81001-21	4	
16	Washer, Z6.1 Split Lock Zinc	F81053-3	4	
	Pointer Assembly, Fixed Scale	A12023	1	
17	Bracket, Fixed Scale Pointer Mount	087044-1	1	◆
18	Indicator, Blade Height Scale	094821	1	
19	Screw, M4x12 -5,8-B Cross Recessed Pan Head Zinc	F81011-43	2	
20	Nut, M4-B Hex Nylon Zinc Lock	F81029-1	2	
21	Washer, 6.5 Special Flat Zinc	F81053-11	2	
22	Bolt, M6x12-8.8 Hex Head Full Thread Zinc	F81001-7	2	
23	Washer, 8.4 Flat Zinc	F81054-1	2	
24	Nut, M8-8-B Hex Nylon Zinc Lock	F81032-2	2	
	<b>MAGNETIC STRIP ASSY</b>	097774	1	
	Bar with Magnetic Strip	098173-1	1	
25	Magnetic Strip MB320 (1m)	096014-1	1	
26	Bar, Magnetic Strip	098173	1	
27	Bolt, M5 x 12-5.8 Hex Head Full Thread Zinc	F81000-5	2	
28	Washer, 5.3 Flat Zinc	F81052-1	2	
	<b>BRACKET, SENSOR COMPLETE</b>	100620	1	
29	Bracket, Sensor	100599-1	1	
30	Bracket, Sensor	100619-1	1	
31	Bolt, M6x20-8.8 Hex Head Full Thread Zinc	F81001-2	2	
32	Washer, Z6.1 Split Lock Zinc	F81053-3	2	
33	Washer, 6.5 Flat Zinc	F81053-11	2	
34	Bolt, M5 X 12-5.8 Hex Head Full Thread Zinc	F81000-5	2	
35	Washer, 5.1 Split Lock Zinc	F81052-2	2	
36	Washer, 5.3 Flat Zinc	F81052-1	2	
	<b>DECAL KIT, METRIC SCALE</b>	K12064	1	
	Decal, Metric	S11711	1	
	Decal, Metric 16-40mm	P12040-1	1	
	Decal, Metric 45-63mm	P12040-2	1	
37	Washer, 6,2x20x4,5 Special	503098	1	

### 6.3 Up/Down Chain & Sprockets



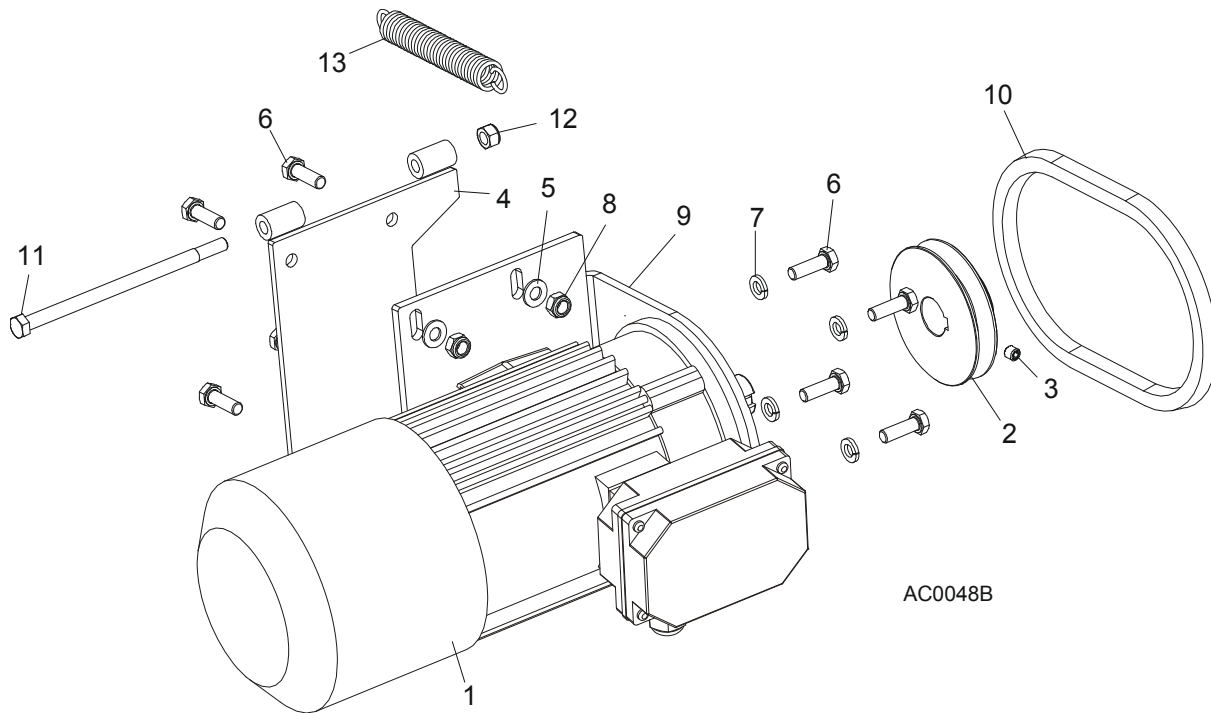
3H0654-1C

REF.	DESCRIPTION (◆ Indicates Parts Available In Assemblies Only)	PART #	QTY
	<b>SPROCKET KIT, UP/DOWN IDLER #50-2</b>	016020	1
1	Sprocket, Up/Down Idler '98	016019	2
2	Washer, Sprocket Spacer	095927-1	4
	Instruction Sheet, Up/Down Idler Retrofit	016020-541	1
3	<b>BOLT, 5/8-11 X 5" HEX HEAD GRADE 2</b>	F05009-6	2
4	<b>NUT, 5/8-11 HEX NYLON LOCK</b>	F05010-34	2
	<b>CHAIN, IWIS 10B-2, COMPLETE</b>	518534	1



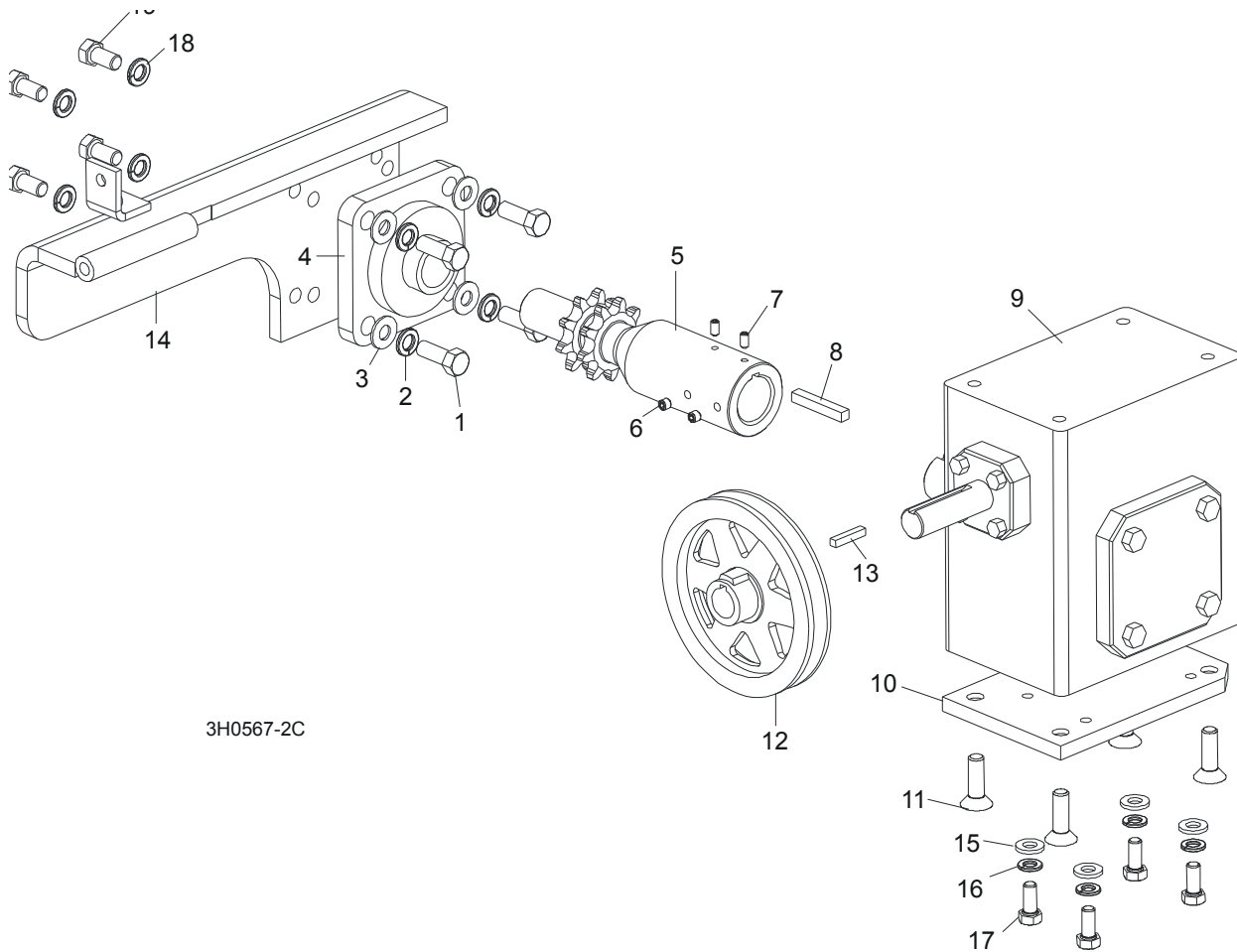
5	<b>CHAIN, IWIS 10B-2-121 LINKS, DIN 8187-1</b>	518535	1	
6	<b>LINK, 10B-2, DIN 8187-1 MASTER</b>	518536	1	
	<b>TENSIONER ASSEMBLY, UP/DOWN CHAIN</b>	094283	1	
7	Bracket, Up/Down Chain Tensioner	094281-1	1	◆
8	Washer, 13 Flat Zinc	F81056-1	3	
9	Nut, M12-8-B Hex Zinc	F81034-1	1	
10	Spring, 14x30x3.2	090797	1	
11	Nut, M12-8 Hex Nylon Zinc Lock	F81034-2	1	
12	<b>PLATE SPROCKET U/D</b>	507026-1	1	
13	<b>BOLT, M8X25-8.8-B HEX HEAD FULL THREAD ZINC</b>	F81002-5	2	
14	<b>WASHER, 8.4 FLAT ZINC</b>	F81054-1	4	
15	<b>NUT, M8-8-B HEX NYLON LOCK ZINC</b>	F81032-2	2	

### 6.4 Up/Down Motor Assembly, LT40 Series AH



REF.	DESCRIPTION (◆ Indicates Parts Available In Assemblies Only)	PART #	QTY
	<b>MOTOR ASSEMBLY, LT40AC UP/DOWN</b>	093023	1
1	Motor, SKh90-4S2 HPS 1.1kW 1380 r.p.m. 400V (w/brake)	098901	1
	Brake, H2SP-90.30 180V LT40 UP/DOWN	083830	1
2	Pulley, AC Up/Down Motor Painted	086378-1	1
3	Screw, M8 x 8-33H Hex Socket Set Flat Point Zinc	F81014-1	1
4	Bracket Weldment, Up/Down Motor	095738-1	1
5	Washer, 8.4 Flat Zinc	F81054-1	4
6	Bolt, M8 x 25-8.8-B Hex Head Full Thread Zinc	F81002-4	8
7	Washer, 8.2 Split Lock Zinc	F81054-4	4
8	Nut, M8 8 B Hex Nylon Zinc Lock	F81032-2	4
9	Bracket, AC Up/Down Motor Mount	086376-1	1
10	<b>BELT, AX23</b>	015257	1
11	<b>BOLT, M8X160-8.8-B HEX HEAD ZINC</b>	F81002-22	1
12	<b>NUT, M8-8-B NYLON LOCK HEX ZINC</b>	F81032-2	1
13	<b>SPRING, 3/4x 5x.095 EXTENSION</b>	015569	1

## 6.5 Up/Down Drive Assembly

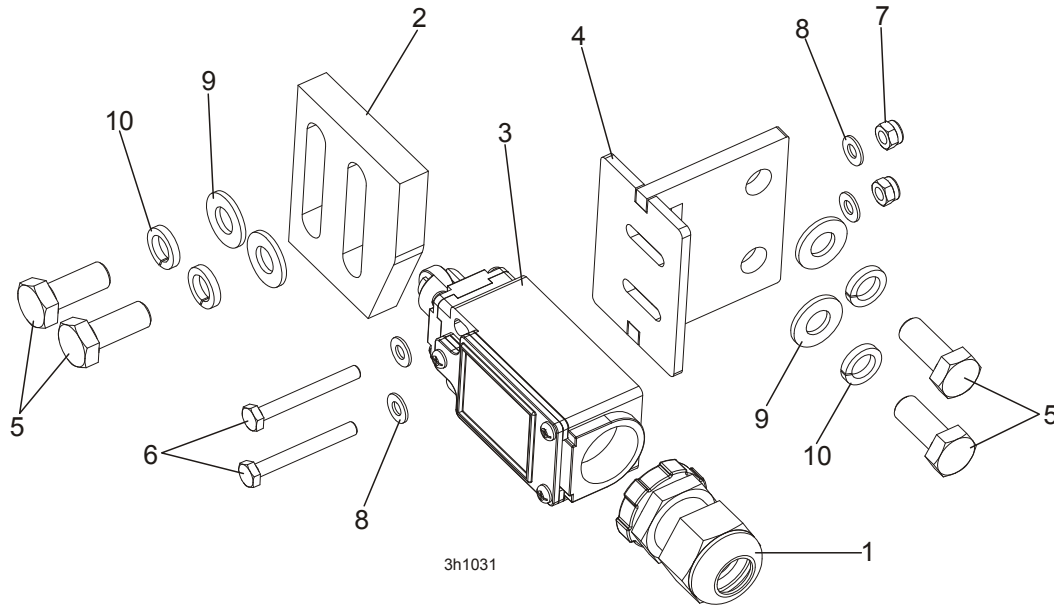


3H0567-2C

REF.	DESCRIPTION (◆ Indicates Parts Available In Assemblies Only)	PART #	QTY
	<b>UP/DOWN DRIVE ASSEMBLY</b>	092817	1
1	Bolt, 3/8-16 x 1" Hex Head	F05007-7	4
2	Washer, 10.2 Split Lock Zinc	F81055-2	4
3	Washer, 10.5 Flat Zinc	F81055-1	4
4	Bearing, Flanged Up/Down	014090	1
5	Shaft, Up/Down Sprocket	092816-1	1
6	Screw, M8 x 8-33H Hex Socket Set w/Flat Point	F81014-1	2
7	Key, 1/4" Square x 1 11/16" Long	S04124	1
8	Spacer, Up/Down Shaft	016032	1
9	Reducer, Gear Box	518041	1
10	Plate, Gear Box Spacer	095894-1	1
11	Bolt, 3/8-16 x 1" Flat Socket Head	F05007-110	4
12	Pulley, Up/Down	015256	1
13	Key, 3/16" Square x 1" Long	S31027	1
14	Bracket Wdmt, Up/Down Bearing	095893-1	1
15	<b>WASHER, 8.4 FLAT ZINC</b>	F81054-1	4
16	<b>WASHER, 8.2 SPLIT LOCK ZINC</b>	F81054-4	4

17	BOLT, 5/16-18 X 1" HEX HEAD	F05006-5	4	
18	WASHER, 10.2 SPLIT LOCK ZINC	F81055-2	4	
19	BOLT, 3/8-16 X 3/4" HEX HEAD	F05007-27	4	
	OIL, 8 OZ. MOBIL SHC634 BOTTLED SYNTHETIC GEAR	L04869-4	1	

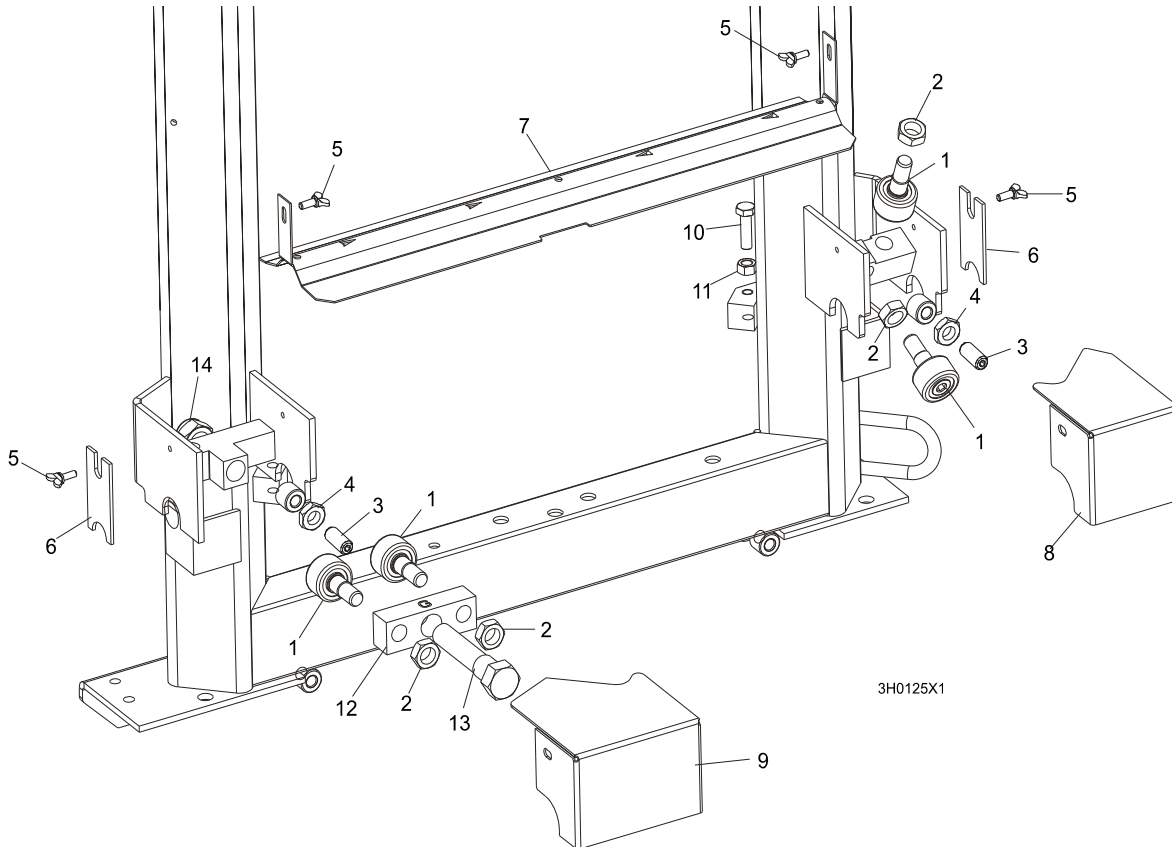
## 6.6 Safety Switches



REF.	DESCRIPTION (◆ Indicates Parts Available In Assemblies Only)	PART #	QTY	
	<b>KIT, LT40 UP/DOWN LOWER SAFETY SWITCH</b>	504038	1	
1	GLAND, SKINTOP ST PG 13.5 GREYCABLE	086524	1	
2	CAM, LIMIT SWITCH	094229-1	1	
3	SWITCH, GLCB01C LIMIT	100910	1	
4	BRACKET, LT40 LOWER SAFETY SWITCH	504035-1	1	
5	BOLT, M8x20-8.8-B HEX HEAD FULL THREAD	F81002-4	4	
6	BOLT, M4x35-8.8 HEX HEAD FULL THREAD ZINC	F81011-7	2	
7	NUT, M4-B HEX NYLON ZINC LOCK	F81029-1	2	
8	WASHER, 4.3 FLAT ZINC	F81051-2	4	
9	WASHER, 8.4 FLAT ZINC	F81054-1	4	
10	WASHER, 8.2 SPLIT LOCK ZINC	F81054-4	4	

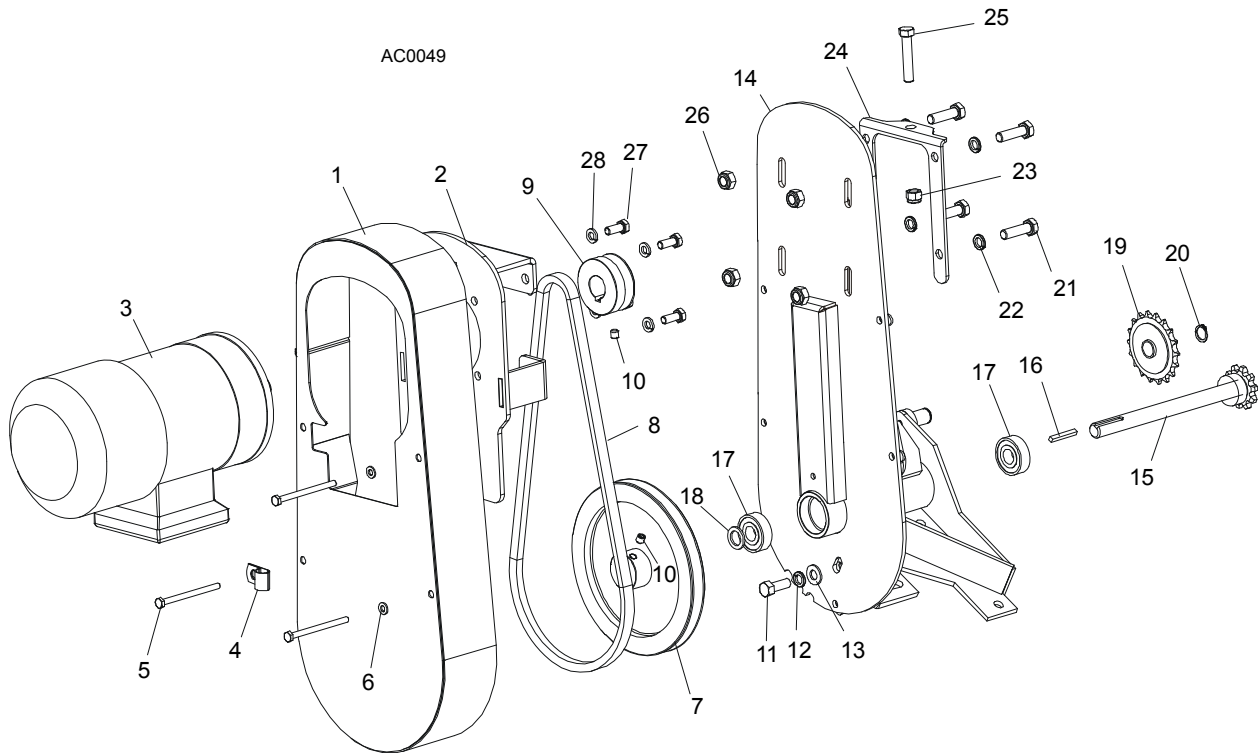
## SECTION 7 POWER FEED & TRACK ROLLERS

### 7.1 Upper Track Rollers And Wipers



REF	DESCRIPTION (◆ Indicates Parts Available In Assemblies Only)	PART #	QTY.
1	ROLLER, TRACK CAM BEARING	P12843	4
2	NUT, 5/8-18 HEX JAM	F05010-11	4
3	SCREW, M12 X 30 OVAL POINT SET	F81004-14	2
4	NUT, M12-8-B HEX JAM	F81034-1	2
5	SCREW, M6 X 16 THUMB	F81001-16	4
6	WIPER, PLASTIC TRACK	M04113	2
7	COVER, LT40/70 MIDDLE TRACK - SERVICE	092868-S	1
	Cover, LT40/70 Middle Track Ptd	092868-1	1
	Strip, 3/16 X 2 X 23 Felt	S09915	1
8	HOUSING, UPPER TRACK ROLLER REAR	086913-1	1
9	HOUSING, UPPER TRACK ROLLER FRONT	086914-1	1
10	BOLT, M10 X 35-8.8 HEX HEAD	F81003-17	2
11	NUT, M10-8 HEX JAM	F81033-3	2
12	BRACKET, UPPER TRACK ROLLER	086859-1	1
13	BOLT, HEX HEAD	086911	1
14	NUT, M20-8 HEX	F81037-2	1

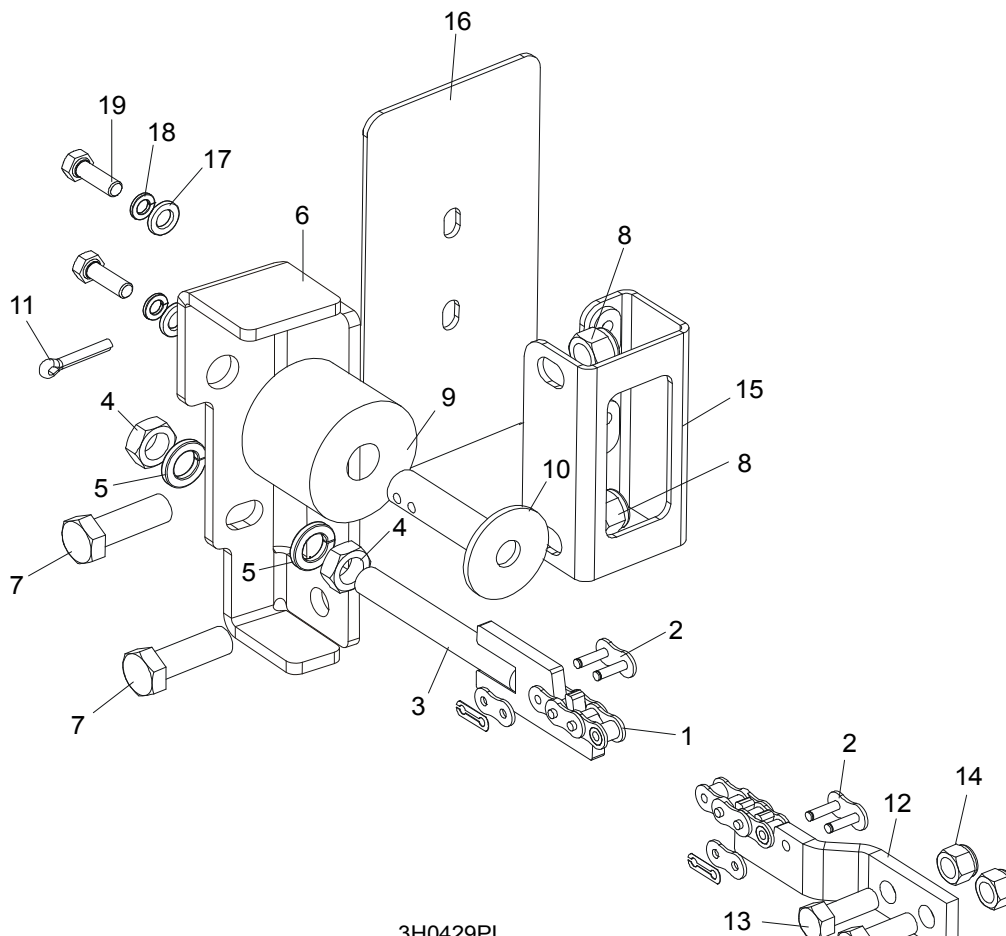
### 7.2 Power Feed Assembly, LT40 Series AH



REF	DESCRIPTION (◆ Indicates Parts Available In Assemblies Only)	PART #	QTY.
	<b>POWER FEED ASSEMBLY, AC SUPER</b>	086522	1
1	Cover Weldment, Top Power Feed	514732-1	1
2	Plate, Power Feed Motor	086390	1
3	Motor, 1100 W Power Feed Painted,AC Super	086530	1
4	Clamp, 1/2" EMT Coated	P07584	1
5	Bolt, M6 x 80 5.8 Hex Head Grade	F81001-61	4
6	Washer, 6.4 Flat	F81053-1	4
7	Sheave, Power Feed	086410-1	1
8	Belt, Power Feed	086532	1
9	Sheave, Feed Motor	086388-1	1
10	Screw, M8 X 8-33H Hex Socket Set Flat Point Zinc	F81014-1	2
11	Bolt, 3/8-16 x 1" Hex Head	F05007-7	1
12	Washer, 3/8" Split Lock	F05011-4	5
13	Washer, 3/8" Flat	F05011-3	5
14	Bracket, Power Feed Mount	015162	1
15	Shaft Weldment, Power Feed	015129	1
16	Key, 3/16" Square x 1 3/8" Long	016108	1
17	Bearing, 6203-2RSP6-5/8 CX	095087	2
18	Washer, 5/8" x 15/16" x .094" Nylon	F05011-19	1
19	Sprocket, 40 Idler 18T 5/8" ID	P04333	1
20	Ring, Z15	F81090-2	1
21	Bolt, M10x35-8.8Hex Head Full Thread Zinc	F81003-17	4

<b>22</b>	Washer, 10.2 Split Lock Zinc	F81055-2	1	◆
<b>23</b>	Nut, 3/8-16 Hex Nylon Lock	F05010-10	1	
<b>24</b>	Bracket, Power Feed Mount	015162-1	1	
<b>25</b>	Bolt, 3/8-16 x 2" Hex Head Full Thread Zinc	F05007-16	1	
<b>26</b>	Nut, M10-8-B Hex Nylon Zinc Lock	F81033-1	1	
<b>27</b>	Bolt, M8x20-8.8-B Hex Head Full Thread Zinc	F81002-4	4	
<b>28</b>	Washer, 8.2 Split Lock Zinc	F81054-4	4	

### 7.3 Feed Chain/Stop



3H042001

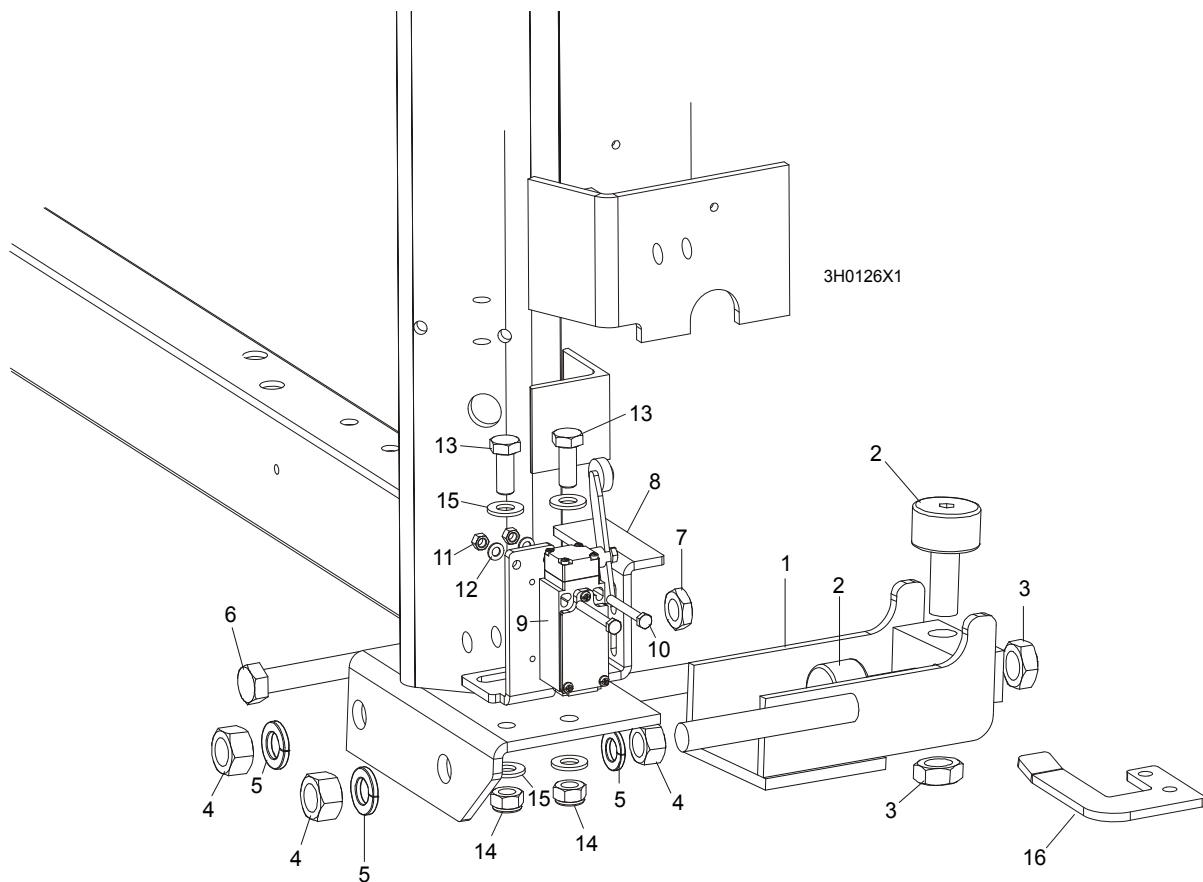
REF	DESCRIPTION (◆ Indicates Parts Available In Assemblies Only)	PART #	QTY.
1	CHAIN #40 ROLLER 367,5"	090445	1
2	LINK, #40 MASTER	P04200	2
3	TENSIONER WELDMENT, POWER FEED CHAIN	086818-1	1
4	NUT, M12-5 HEX JAM	F81034-4	2
5	WASHER, 12.2 SPLIT LOCK	F81056-2	2
6	BRACKET, FEED CHAIN REAR MOUNT	087628-1	1
7	BOLT, M12 X 40 8.8 HEX HEAD GRADE 5	F81004-4	2
8	NUT, M12-8 HEX NYLON LOCK	F81034-2	2
	STOP KIT, RUBBER CARRIAGE	K09630	2
9	Stop, Rubber Carriage	P12165	1
10	Pin, Rubber Carriage Stop	W09293	1
11	Pin, 3/16" X 1" Cotter	F05012-21	1
12	BRACKET, FRONT FEED CHAIN MOUNT	095733-1	1
13	BOLT, 3/8-16 X 1" HEX HEAD	F05007-7	2
14	NUT, 3/8-16 HEX NYLON LOCK	F05010-10	2
15	BRACKET WELDMENT, REAR MAIN TUBE COVER MOUNT	087105-1	1
16	COVER, REAR MAIN TUBE	015023	1
17	WASHER, 8.4 FLAT	F81054-1	2
18	WASHER, 8.2 SPLIT LOCK	F81054-4	2



---

19	BOLT, 5/16-18 X 1" HEX HEAD	F05006-1	2	
----	-----------------------------	----------	---	--

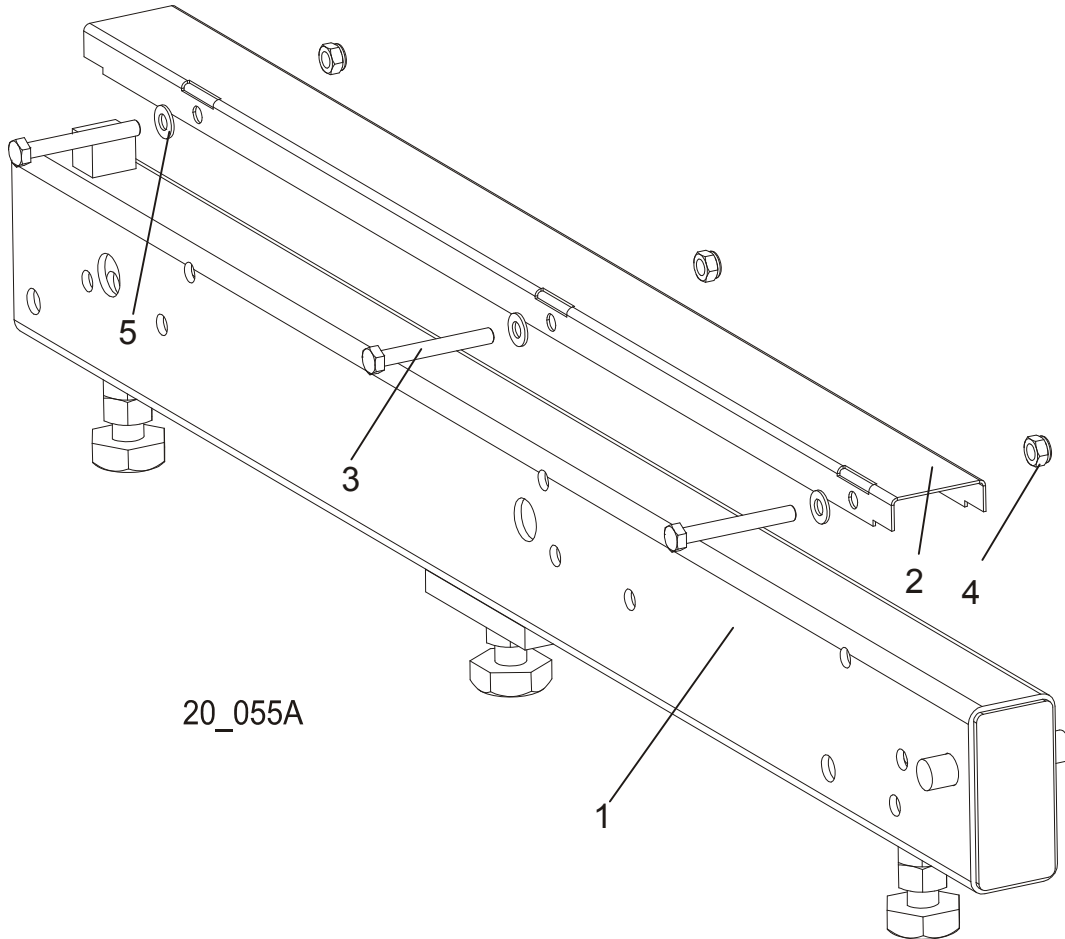
## 7.4 Lower Track Rollers



REF	DESCRIPTION (◆ Indicates Parts Available In Assemblies Only)	PART #	QTY.
	<b>ROLLER ASSEMBLY, LOWER TRACK</b>	098741	2
1	Bracket, Lower Track Roller Mounting	098740-1	1
2	Roller, Track Cam Bearing (McGill)	012797	2
3	Nut, 5/8-18 Hex Jam	F05010-11	2
4	Nut, M16, Hexagon, Grade 5.8 Plain	F81036-1	4
5	Washer, 16.3 Split Lock	F81058-2	4
6	<b>BOLT, M12 X 55-8.8 HEX HEAD FULL THREAD</b>	F81004-12	2
7	<b>NUT, M12-8-B HEX JAM</b>	F81034-1	2
8	<b>BRACKET, POWER SUPPLY STRIP AND LIMIT SWITCH</b>	086380-1	1
9	<b>SWITCH, GLCB01A2B LIMIT</b>	086469	1
10	<b>BOLT, M5 X 40 8.8 HEX HEAD</b>	F810000-11	2
11	<b>NUT, M5-8</b>	F81030-1	2
12	<b>WASHER, 5.3 FLAT</b>	F81052-1	2
13	<b>BOLT, M10 X 25 8.8</b>	F81003-11	2
14	<b>NUT, M10 NYLON</b>	F81033-1	2
15	<b>WASHER, 10.5 FLAT</b>	F81055-1	2
16	<b>BRACKET, LIMIT SWITCH</b>	091852-1	1

**SECTION 8 BED FRAME ASSEMBLY**

**8.1 Bed Rail Assembly (L Type Frame)**

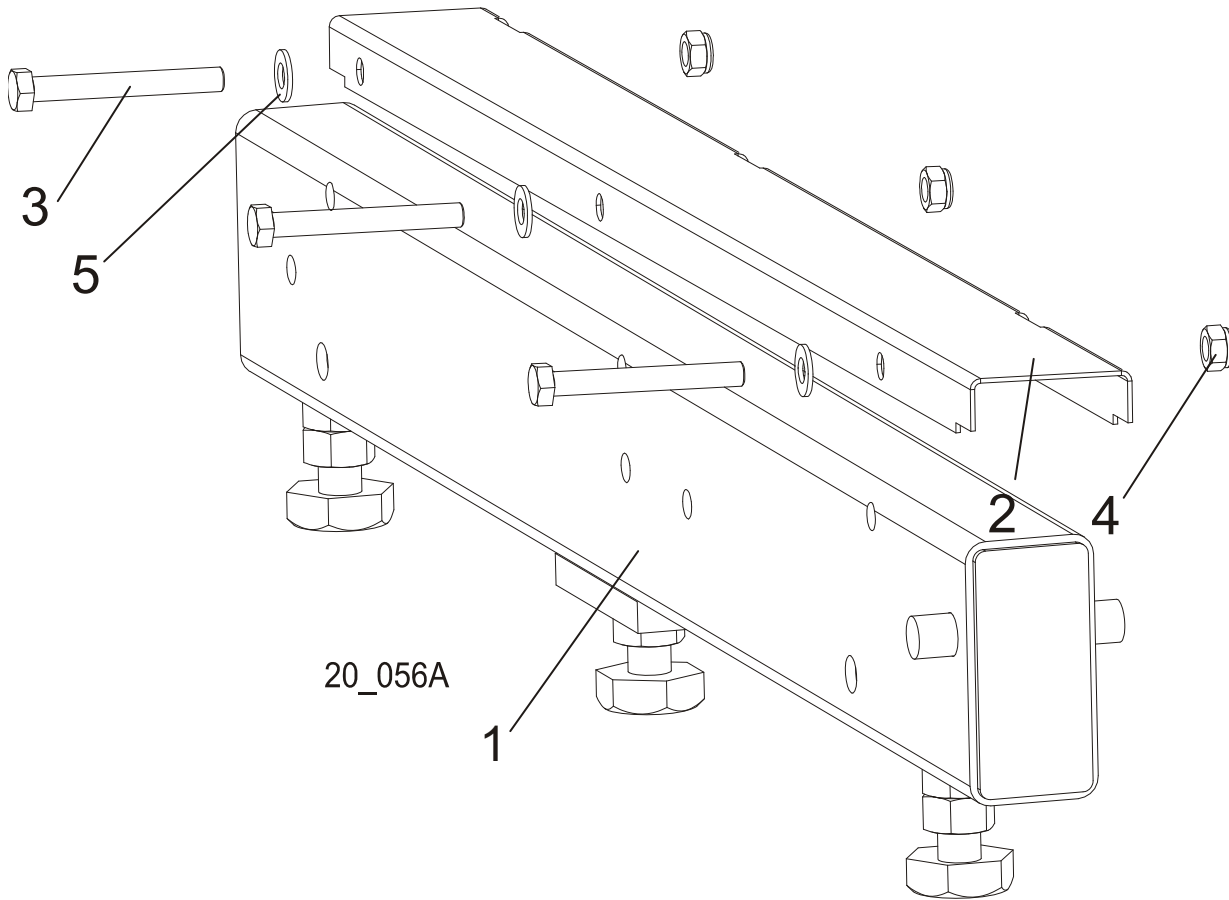


REF.	DESCRIPTION (◆ Indicates Parts Available In Assemblies Only)	PART #	QTY.
1	LONG BED RAIL ASSEMBLY	089385	1
2	COVER, STAINLESS STEEL BED RAIL	099124	1
3	BOLT, M8X65-5,8 ZINC HEX HEAD	F81002-3	3
4	NUT, M8-8-B-ZINC HEX NYLON LOCK	F81032-2	3
5	WASHER, 8.4 FLAT ZINC	F81054-1	3

# 8 BED FRAME ASSEMBLY

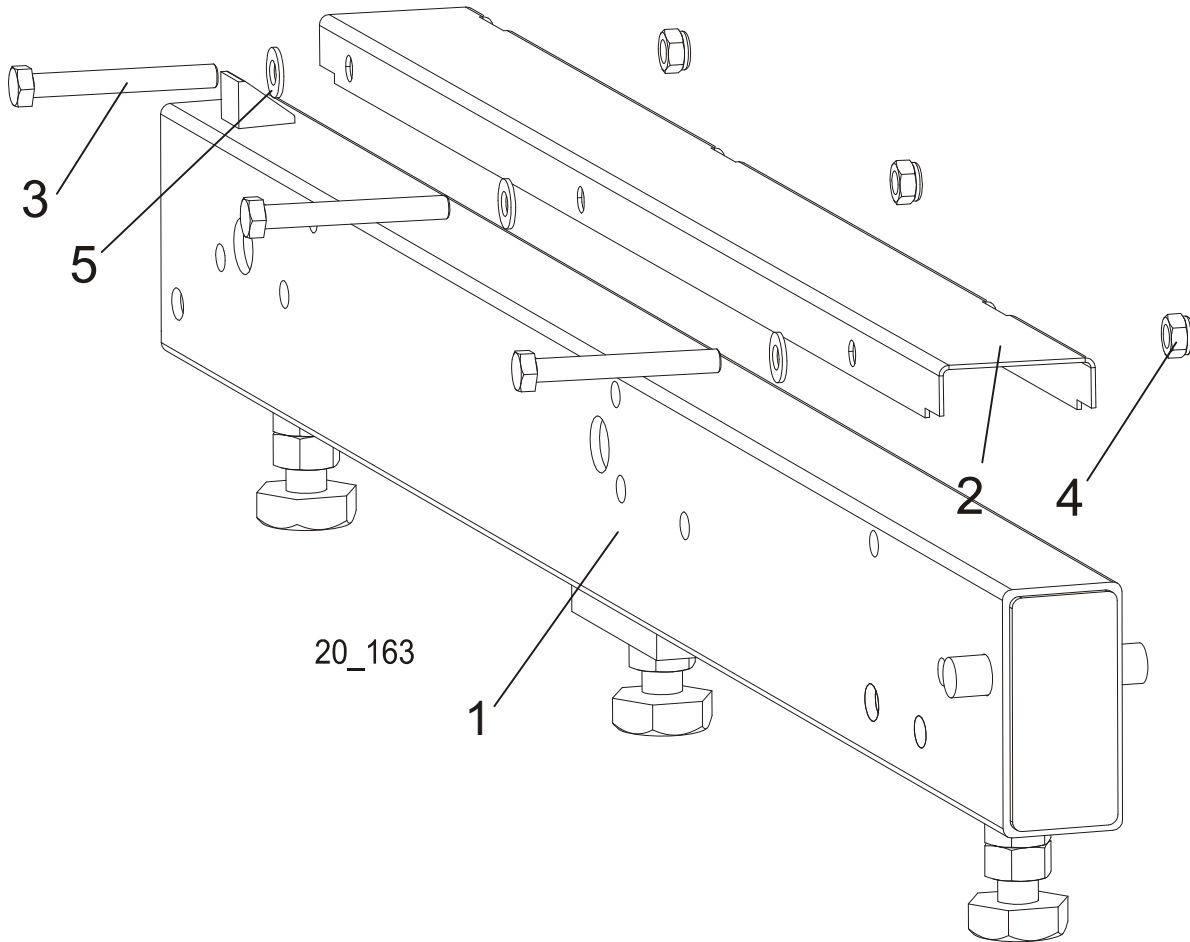
## Bed Rail Assembly (L Type Frame)

### 8.2 Bed Rail Assembly (L Type Frame)



REF.	DESCRIPTION (◆ Indicates Parts Available In Assemblies Only)	PART #	QTY.
1	BED RAIL ASSEMBLY, SHORT	089386	1
2	COVER, STAINLESS STEEL BED RAIL	099124	1
3	BOLT, M8X65-5,8 ZINC HEX HEAD	F81002-3	3
4	NUT, M8-8-B-ZINC HEX NYLON LOCK	F81032-2	3
5	WASHER, 8.4 FLAT ZINC	F81054-1	3

**8.3 Bed Rail Assembly (L Type Frame)**

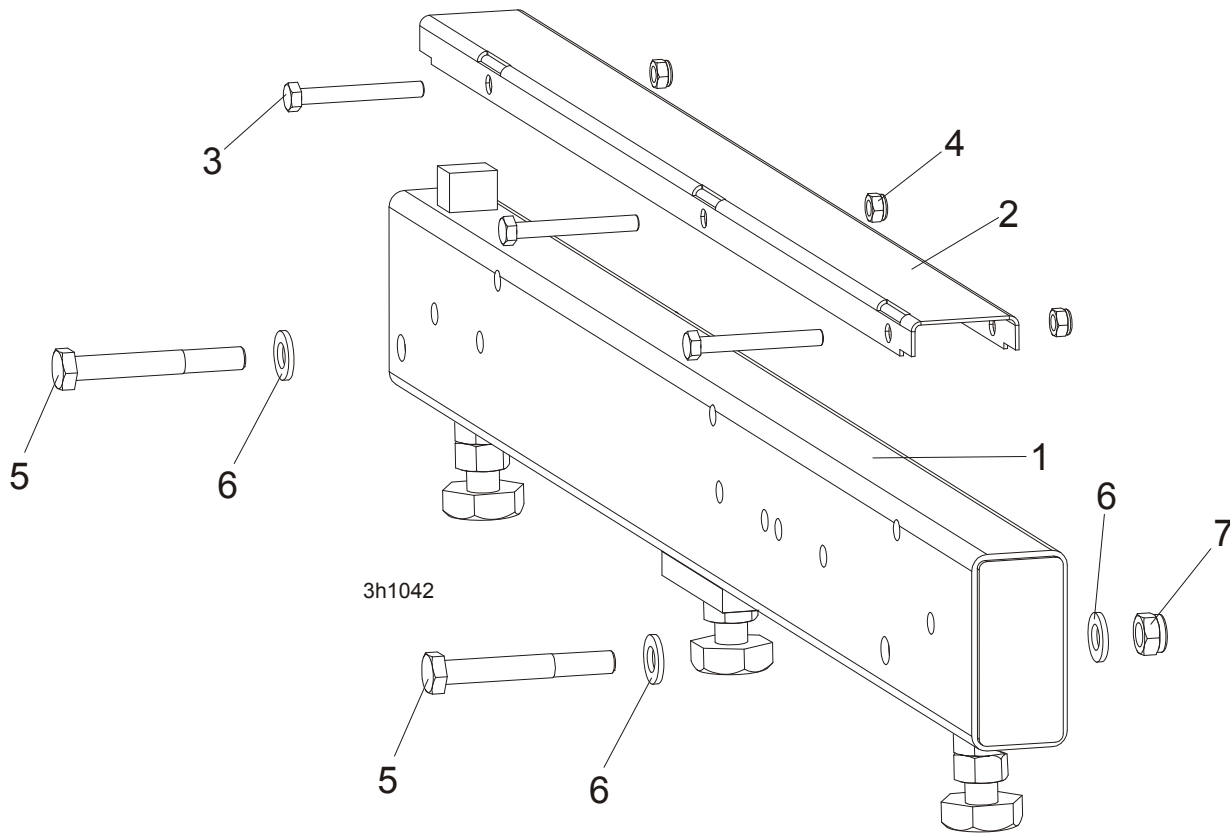


REF.	DESCRIPTION (◆ Indicates Parts Available In Assemblies Only)	PART #	QTY.
1	BED TRANSVERSE	100680	1
2	COVER, STAINLESS STEEL BED RAIL	099124	1
3	BOLT, M8X65-5,8 ZINC HEX HEAD	F81002-3	3
4	NUT, M8-8-B-ZINC HEX NYLON LOCK	F81032-2	3
5	WASHER, 8.4 FLAT ZINC	F81054-1	3

# 8 BED FRAME ASSEMBLY

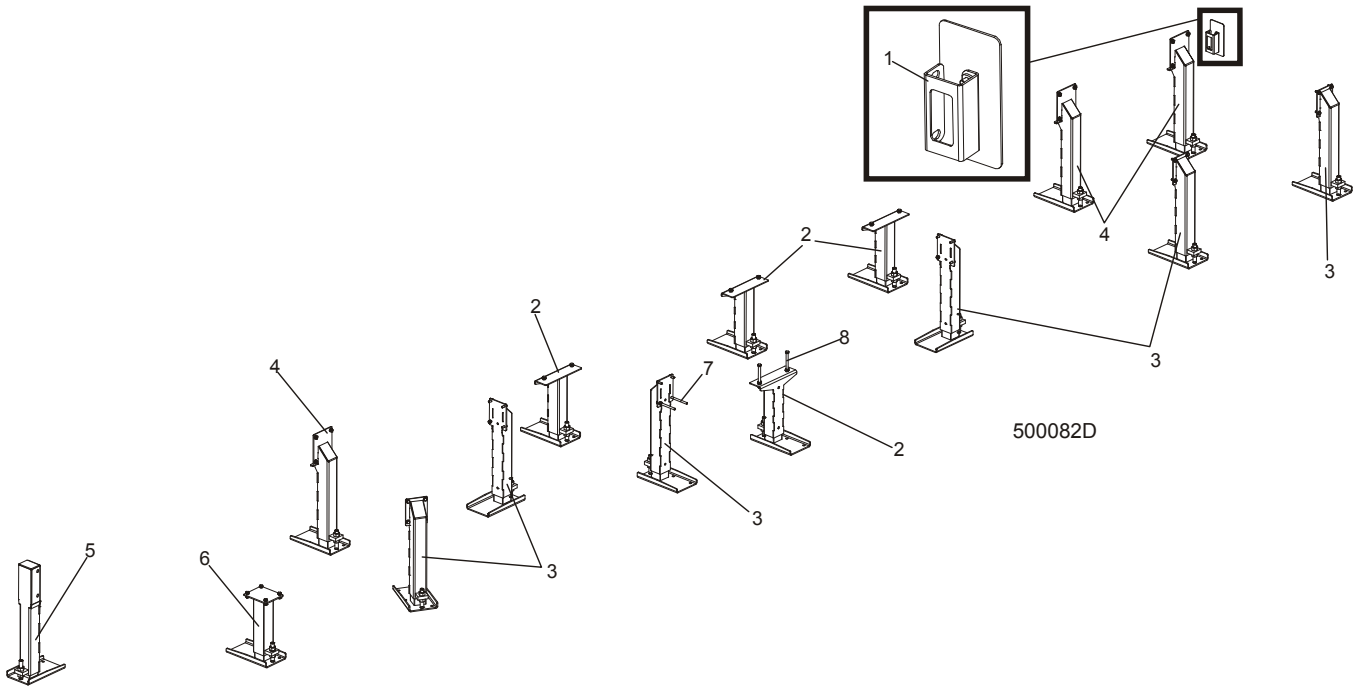
## Bed Rail Assembly (L Type Frame)

### 8.4 Bed Rail Assembly (L Type Frame)



REF.	DESCRIPTION (◆ Indicates Parts Available In Assemblies Only)	PART #	QTY.
1	BED RAIL ASSEMBLY	096993	1
2	COVER, STAINLESS STEEL BED RAIL	099124	1
3	BOLT, M8X65-5,8 ZINC HEX HEAD	F81002-3	3
4	NUT, M8-8-B-ZINC HEX NYLON LOCK	F81032-2	3
5	BOLT, M12X90-8.8 HEX HEAD ZINC	F81004-2	2
6	WASHER, M12, FLAT, ZINC	F81056-1	4
7	NUT, M12-8 HEX NYLON ZINC LOCK	F81034-2	2

**8.5 Leg, Stationary**

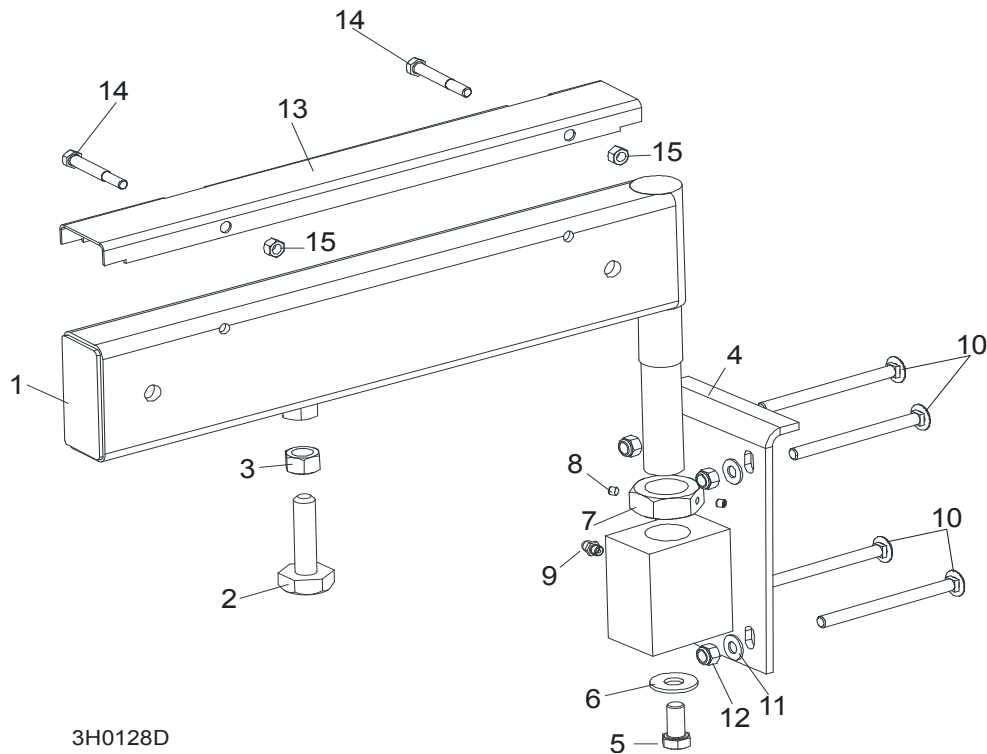


REF.	DESCRIPTION (◆ Indicates Parts Available In Assemblies Only)	PART #	QTY.
	<b>LEG KIT, "L" FRAME OUTRIGGER STATIONARY</b>	<b>500531</b>	<b>1</b>
1	COVER ASSEMBLY, MAIN TUBE	093052	1
2	LEG, OUTRIGGER STATIONARY MIDDLE	501637	4
3	LEG, OUTRIGGER STATIONARY LEFT	501639	6
4	LEG, OUTRIGGER STATIONARY RIGHT	501640	3
5	LEG, OUTRIGGER STATIONARY FRONT	501641	1
6	LEG, STATIONARY	505766	1
7	BOLT, M10x125-8.8 HEX HEAD ZINC	F81003-18	2
8	BOLT, M12x130-8.8-Fe/Zn5 PN-M/82101	F81004-36	2

# 8 BED FRAME ASSEMBLY

## Pivot Bed Rail Assembly

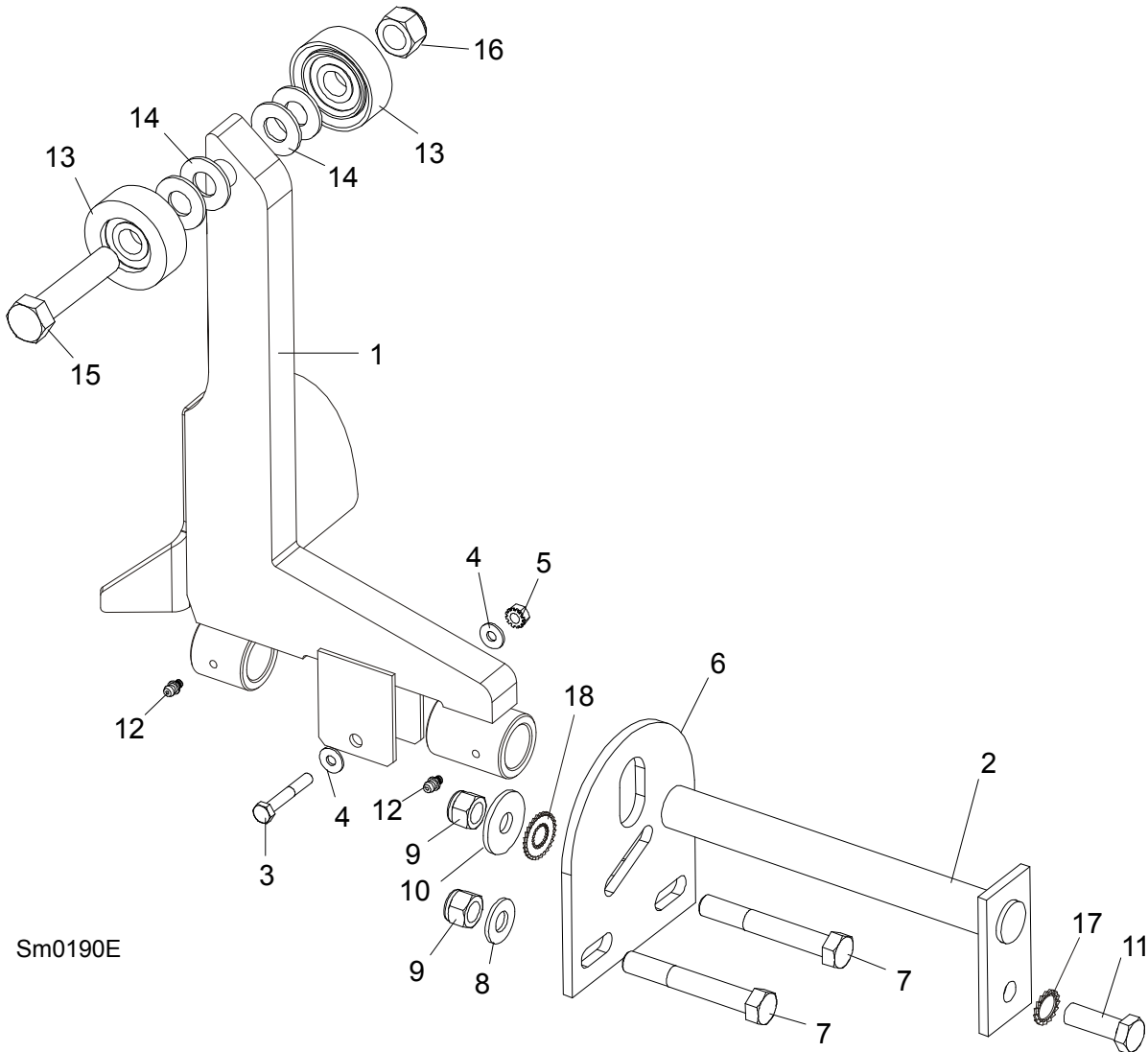
### 8.6 Pivot Bed Rail Assembly



REF.	DESCRIPTION (◆ Indicates Parts Available In Assemblies Only)	PART#	QTY.
	<b>PIVOT BED RAIL, COMPLETE</b>	087855	2
1	Pivot Bed Rail Assembly	087848-1	1
	Bolt Assembly, Bed Rail Adjustment		1
2	Bolt, Pivot Bed Rail Adjustment	505006	1
3	Nut, M16-5.8 Zinc Hex	F81036-1	1
4	Bracket, Pivot Bed Rail Mounting	087841-1	1
5	Bolt, M12x25-8.8 Hex Head Full Thread Zinc	F81004-31	1
6	Washer, 9/16" Zinc Flat	F05011-52	1
7	Nut, M32x2-04-B Zinc	087975	1
8	Screw, M6x8 Hex Socket Set Cone Point Zinc	F81013-1	2
9	Fitting, 3/16" Straight Grease	086280	1
10	<b>BOLT, M10X125 8.8 MUSHROOM HEAD SQUARE NECK ZINC</b>	F81003-34	4
11	<b>WASHER, 10.5 FLAT</b>	F81055-1	8
12	<b>NUT, M16-8 HEX NYLON ZINC LOCK</b>	F81036-2	8
	<b>COVER KIT, STAINLESS STEEL PIVOT BED RAIL</b>	N/A	2
13	Cover, Pivot Bed Rail	099123	1
14	Bolt, M8x65-5.8 Hex Head Zinc	F81002-3	2
15	Nut, M8-8-B Hex Nylon Zinc Lock	F81032-2	2
	<b>WRENCH, BED RAIL ADJUSTMENT (See Section 8.3)</b>	015970	1



## 8.7 Log Side Support Assembly (Manual)



Sm0190E

REF.	DESCRIPTION (◆ Indicates Parts Available In Assemblies Only)	PART #	QTY.
1	SUPPORT, LOG SIDE W/GUARD	099785-1	1
2	PIN, LOG SIDE SUPPORT PIVOT	091549-1	1
3	BOLT, M8X45 - 8.8 HEX HEAD GRADE 5	F81002-14	1
4	WASHER, 8.4 FLAT	F81054-1	2
5	NUT, M8-8-B SELF LOCKING	F81032-2	1
6	PLATE, LOG SIDE SUPPORT END	091591-1	1
7	BOLT, M12 X 90-8.8 HEX HEAD	F81004-2	2
8	WASHER, 13 FLAT	F81056-1	2
9	NUT, M12-8 HEX NYLON LOCK	F81034-2	3
10	WASHER, .5" X 1.63" X 11" GA.	086184	1
11	BOLT, M12 X 35-8.8 HEX HEAD	F81004-24	1
12	FITTING, 3/16" GREASE	P04107	2
13	ROLLER ASSEMBLY, SIDE SUPPORT	015014-1	2
14	WASHER, 17 FLAT	F81058-1	2
15	BOLT, M16X65-8.8-B HEX HEAD GRADE 5	F81006-1	1
16	NUT, M16-8 NYLON LOCK	F81036-2	1



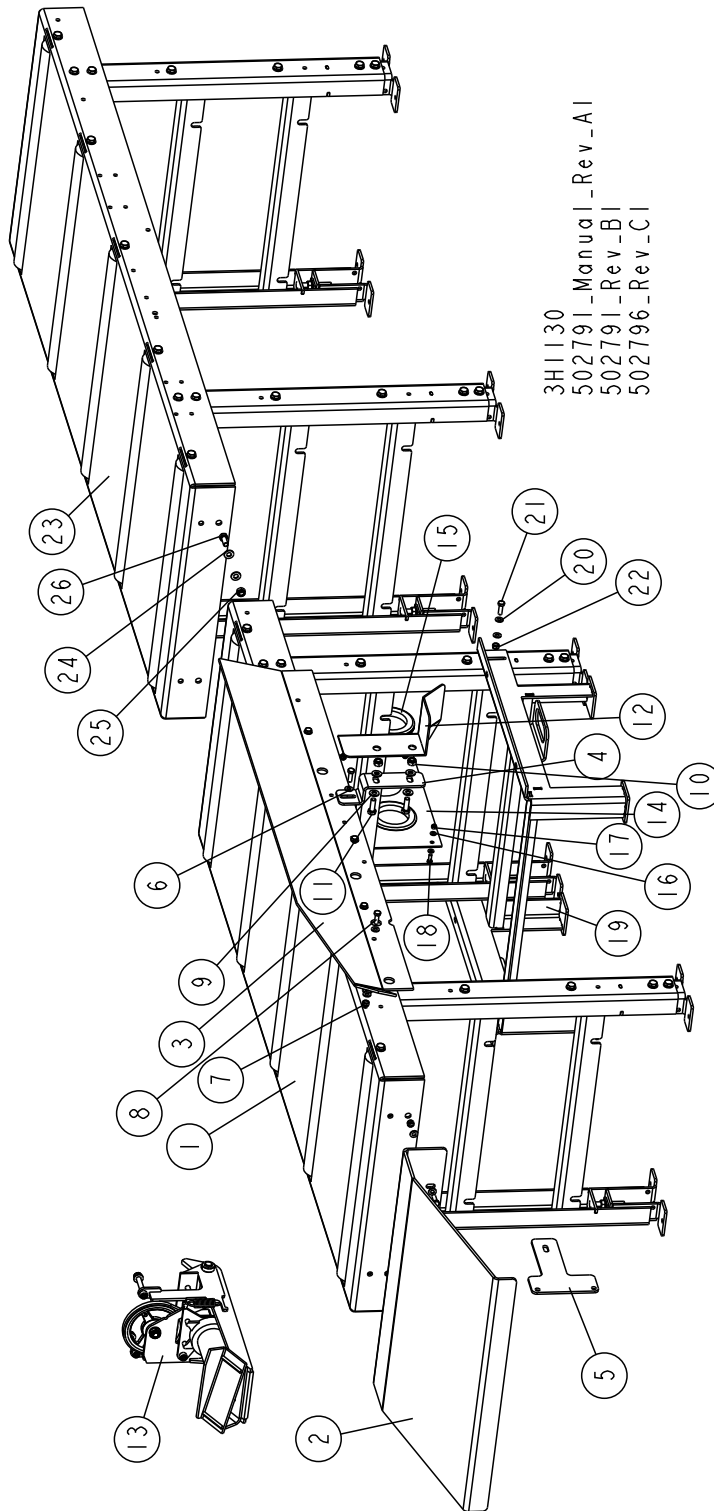
## BED FRAME ASSEMBLY

*Log Side Support Assembly (Manual)*

---

17	WASHER, SPECIAL BOSART/2S, BN781 M12/13	F81056-16	1	
18	WASHER, SPECIAL BOSART/2S M12/12,3/30,3	F81056-17	1	
	INSTRUCTION SHEET, SIDE SUPPORT ROLLER	015109-526	1	

## 8.8 Board Return Table (LT40L Option)

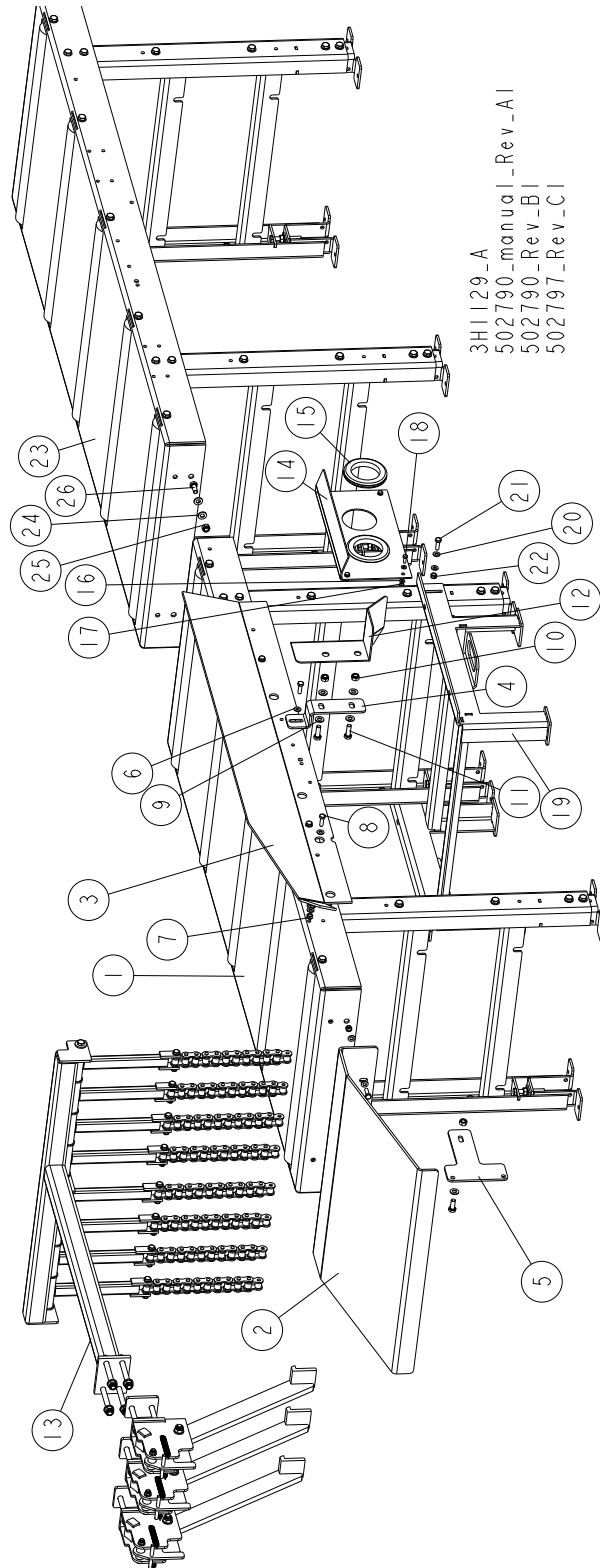


REF.	DESCRIPTION (◆ Indicates Parts Available In Assemblies Only)	PART #	QTY.
	TABLE, LT40L DOUBLE	502791	1
	TABLE, LT40L LONG	502796	1
	TABLE, M FRAME LONG FRONT	502537	1
1	TABLE, M FRAME LONG <a href="#">See Section 8.12</a>	502539	1

**BED FRAME ASSEMBLY***Board Return Table (LT40L Option)*

2	PLATE, FRONT, BOARD RETURN TABLE	502814-1	1	
3	BRACKET, BOARD RETURN TABLE	501978-1	1	
4	BRACKET, TABLE LONG, M	502813-1	1	
5	BRACKET, FRONT, TABLE LONG, L	502812-1	1	
6	WASHER, 8.4 FLAT, ZINC	F81054-1	17	
7	NUT, M8-8-B, HEX,NYLON LOCK ZINC	F81032-2	9	
8	BOLT, M8X25-8.8-B HEX HEAD FULL THREAD	F81002-5	9	
9	WASHER, 10.5 FLAT ZINC	F81055-1	4	
10	NUT, M10-8-B HEX NYLON ZINC LOCK	F81033-1	2	
11	BOLT, M10x30-5.8 HEX HEAD FULL THREAD ZINC	F81003-2	2	
12	COVER, HYDRAULIC HOSE - SPECIAL	502500-1	1	
13	BOARD RETURN ASSEMBLY <a href="#">See Section 4.3</a>	087839-1	1	
	<b>COVER, HYDRAULIC HOSES COMPLETE</b>	<b>504262</b>	<b>1</b>	
14	PLATE, COVER, HYDRAULIC HOSES COMPLETE	504261-1	1	
15	COVER, RUBBER 80 MM	089293	2	
16	WASHER, M6, FLAT,ZINC	F81053-1	8	
17	NUT,M6-8-B HEX,NYLON LOCK ZINC	F81031-2	4	
18	BOLT M6X16 -8.8 Hex Head Full Thread Zinc	F81001-32	4	
19	MOUNT, HYDRAULIC BOX	513155-1	1	
20	WASHER, 8.4 FLAT, ZINC	F81054-1	4	
21	BOLT, M8X25-8.8-B HEX HEAD FULL THREAD	F81002-5	2	
22	NUT, M8-8-B, HEX,NYLON LOCK ZINC	F81032-2	2	
23	TABLE, M FRAME LONG <a href="#">See Section 8.12</a>	502539	1	
24	WASHER, 10.5 FLAT ZINC	F81055-1	4	
25	NUT, M10-8-B HEX NYLON ZINC LOCK	F81033-1	2	
26	BOLT, M10-1.5X25MM HH GR8.8	F81003-11	2	

## 8.9 Board Return Table (LT70L Option)



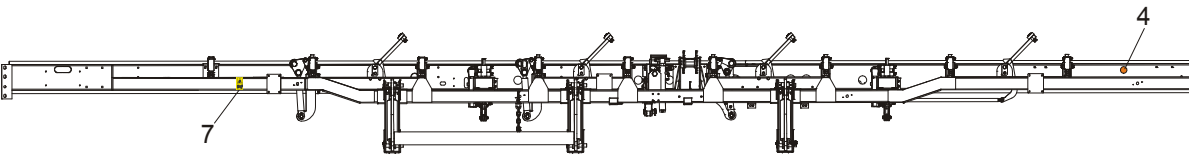
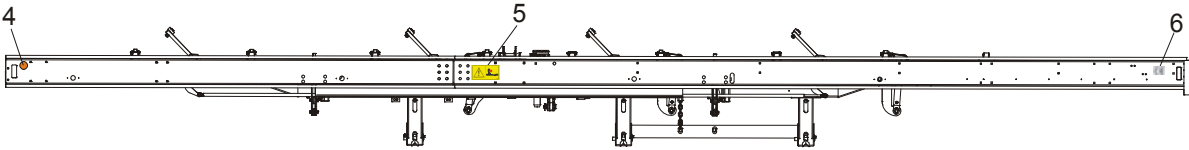
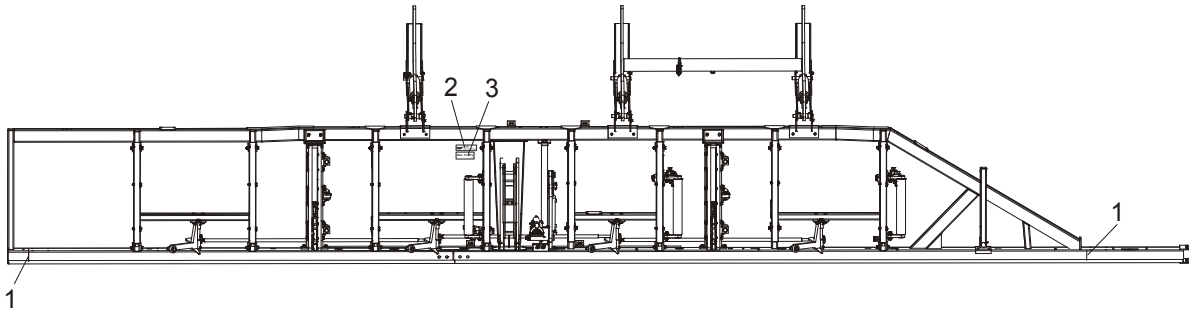
REF.	DESCRIPTION (◆ Indicates Parts Available In Assemblies Only)	PART #	QTY.
	TABLE, LT70L DOUBLE	502790	1
	TABLE, LT70L LONG	502797	1
	TABLE, M FRAME LONG FRONT	502537	1

## 8

**BED FRAME ASSEMBLY***Board Return Table (LT70L Option)*

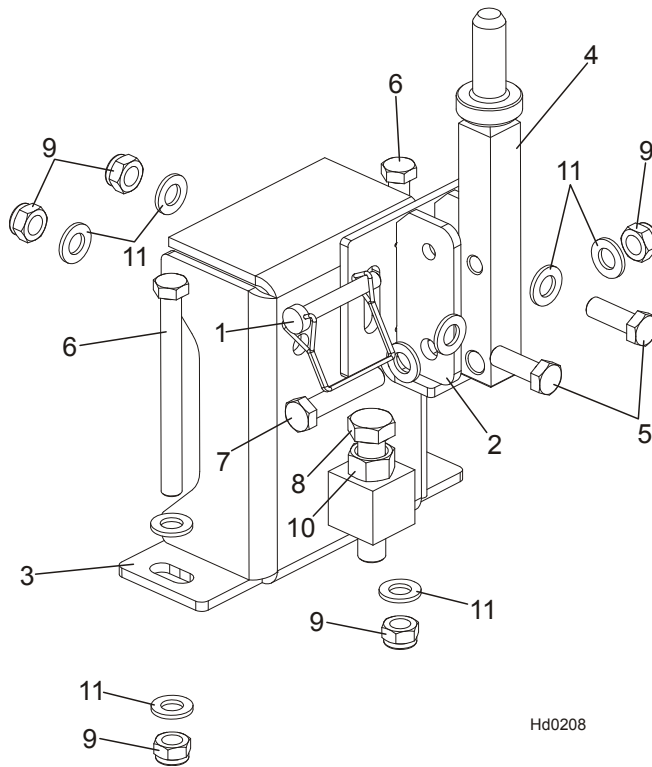
1	TABLE, M FRAME LONG <a href="#">See Section 8.10</a>	502539	1	
2	PLATE, FRONT, BOARD RETURN TABLE	502814-1	1	
3	BRACKET, BOARD RETURN TABLE	501978-1	1	
4	BRACKET, TABLE LONG, M	502813-1	1	
5	BRACKET, FRONT, TABLE LONG, L	502812-1	1	
6	WASHER, 8.4 FLAT, ZINC	F81054-1	17	
7	NUT, M8-8-B, HEX,NYLON LOCK ZINC	F81032-2	9	
8	BOLT, M8X25-8.8-B HEX HEAD FULL THREAD	F81002-5	9	
9	WASHER, 10.5 FLAT ZINC	F81055-1	4	
10	NUT, M10-8-B HEX NYLON ZINC LOCK	F81033-1	2	
11	BOLT, M10x30-5.8 HEX HEAD FULL THREAD ZINC	F81003-2	2	
12	COVER, HYDRAULIC HOSE - SPECIAL	502500-1	1	
13	BOARD RETURN ASSEMBLY <a href="#">See Section 4.3</a>	092757	1	
	<b>COVER, HYDRAULIC HOSES COMPLETE</b>	<b>504262</b>	<b>1</b>	
14	PLATE, COVER, HYDRAULIC HOSES COMPLETE	504261-1	1	
15	COVER, RUBBER 80 MM	089293	2	
16	WASHER, M6, FLAT,ZINC	F81053-1	8	
17	NUT,M6-8-B HEX,NYLON LOCK ZINC	F81031-2	4	
18	BOLT M6X16 -8.8 Hex Head Full Thread Zinc	F81001-32	4	
19	MOUNT, HYDRAULIC BOX	513155-1	1	
20	WASHER, 8.4 FLAT, ZINC	F81054-1	4	
21	BOLT, M8X25-8.8-B HEX HEAD FULL THREAD	F81002-5	2	
22	NUT, M8-8-B, HEX,NYLON LOCK ZINC	F81032-2	2	
23	TABLE, M FRAME LONG <a href="#">See Section 8.10</a>	502539	1	
24	WASHER, 10.5 FLAT ZINC	F81055-1	4	
25	NUT, M10-8-B HEX NYLON ZINC LOCK	F81033-1	2	
26	BOLT, M10-1.5X25MM HH GR8.8	F81003-11	2	

**8.10 Bed Frame Decals**



REF.	DESCRIPTION (◆ Indicates Parts Available In Assemblies Only)	PART #	QTY.
1	DECAL, LOG LENGTH LIMIT	S12051	2
2	DECAL, HYDRAULIC OIL TYPE	096323	1
3	DECAL, HYDRAULIC WORKING PRESSURE	099524	1
4	DECAL, AMBER REFLECTIVE 2" ROUND	P07453	2
5	DECAL, PINCH POINT DANGER, PICTOGRAM	099542	1
6	DECAL, CE CERTIFIED SAWMILL, SMALL	P85070	1
7	DECAL, KEEP AWAY DANGER, PICTOGRAM	099221	1

### 8.11 Saw Head Support Assembly

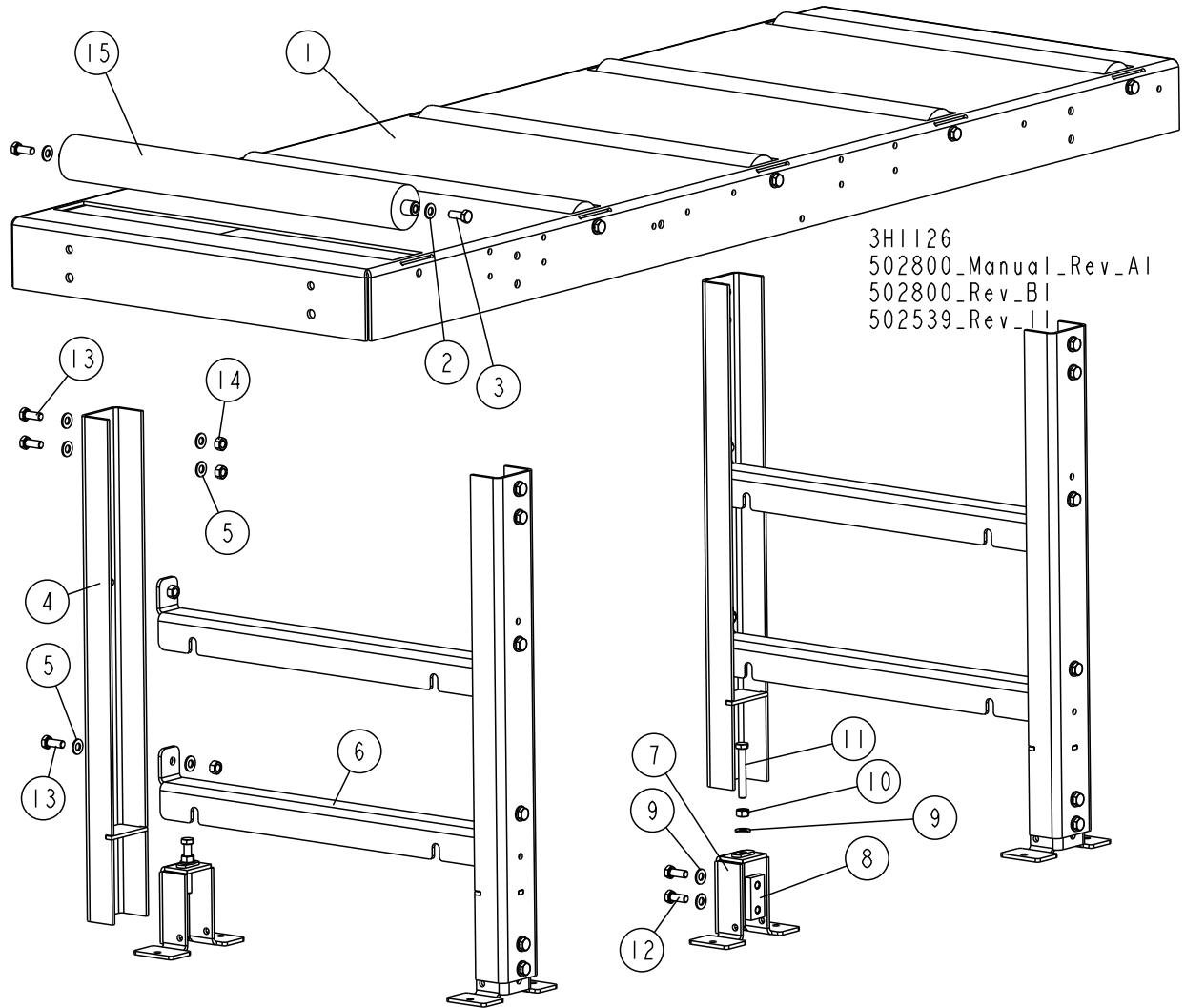


Hd0208

REF.	DESCRIPTION (◆ Indicates Parts Available In Assemblies Only)	PART #	QTY.
	<b>SUPPORT, LT40LE25SAH15-3.0 SAW HEAD REST</b>	504631	1
1	PIN, 3/8 x 2 1/4 SQ WIRE LOCK	014151	1
2	BRACKET, HORIZONTAL PART	504634-1	1
3	SUPPORT, SAW HEAD TRANSPORTATION	504641-1	1
4	PIN, BRACKET HORIZONTAL	504644-1	1
5	BOLT, M12 X 35-8.8-FE/ZN5 HEX HEAD FULL	F81004-24	2
6	BOLT, M12X130-8.8-FE/ZN5 PN-M/82101	F81004-36	2
7	BOLT, M12X60MM, HEX HEAD GR 8.8	F81004-5	1
8	BOLT, M16x80 8.8-B- Fe/Zn5 HEX HEAD FULL	F81006-11	1
9	NUT, M12-8 HEX NYLON ZINC LOCK	F81034-2	5
10	NUT, M16-5.8 HEX ZINC	F81036-1	1
11	WASHER, 13 FLAT ZINC	F81056-1	10



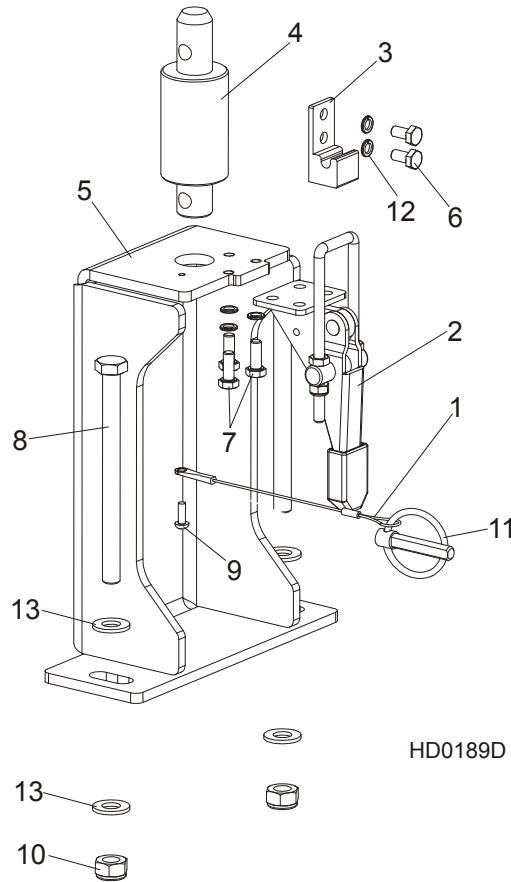
**8.12 Long Table**



L.P.	OPIS (♦ wskazuje części dostępne jedynie w zespołach)	NUMER KAT.	SZT.
	<b>LONG TABLE, "M" FRAME</b>	<b>502539</b>	<b>1</b>
1	TABLE WLDMT, BOARD RETURN	512488-1	1
2	Washer, 10.5 Flat	F81055-1	10
3	BOLT, M10-1.5X25MM HH GR8.8	F81003-11	10
	<b>LEG, TABLE COMPLETE</b>	<b>501974</b>	<b>2</b>
4	LEG, TABLE	501976	2
5	Washer, 10.5 Flat	F81055-1	15
6	CROSS-BAR, TABLE	500074-1	2
	<b>COMPLETE, ADJUSTABLE LEG FOOT</b>	<b>101014</b>	<b>2</b>
7	FOOT, LEG ADJUSTABLE	101022-1	1
8	PLATE, M10 CLAMPING ZINC-PLATED	101242-1	1
9	Washer, 10.5 Flat	F81055-1	3
10	NUT, M10-8-B-HEX ZINC	F81033-3	1
11	BOLT, M10x70-8.8-HEX HEAD FULL THREAD ZINC	F81003-20	1
12	BOLT, M10x25-8.8-HEX HEAD FULL THREAD ZINC	F81003-11	2

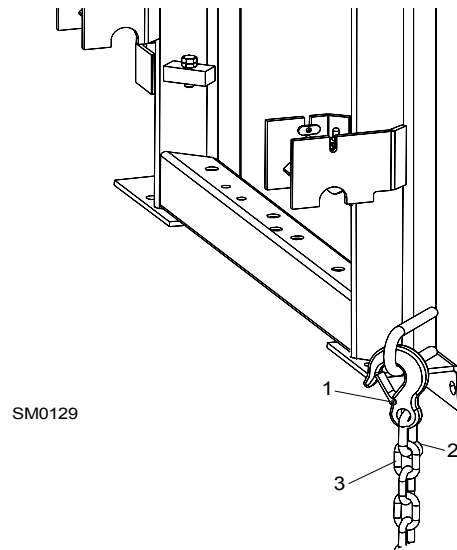
L.P.	OPIS (◆ wskazuje części dostępne jedynie w zespołach)	NUMER KAT.	SZT.	
13	BOLT, M10x25-8.8-HEX HEAD FULL THREAD ZINC	F81003-11	8	
14	NUT, M10-8-B-HEX ZINC	F81033-3	8	
15	ROLLER 63.5/20X590	501090-1	5	

### 8.13 LT40/7LT70 L Saw Head Support Assembly



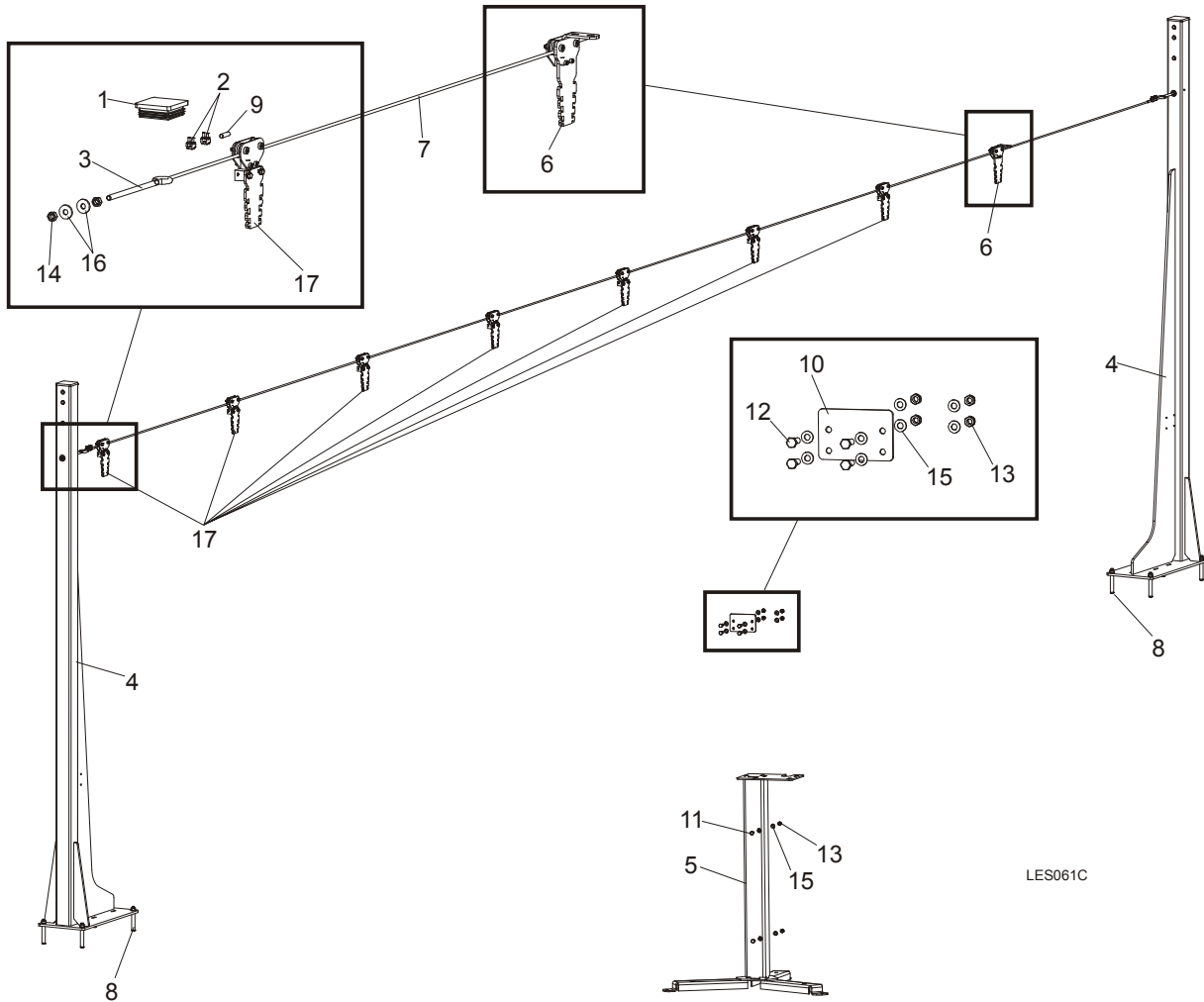
REF	DESCRIPTION (◆ Indicates Parts Available In Assemblies Only)	PART #	QTY.	
	<b>SAW HEAD REST PIN W/LATCH CLAMP, LT70L</b>	502392	1	
1	LANYARD, 3/64X6"	016030	1	
2	CLAMP, GN851.2-320-T4 LATCH	094656	1	
3	LATCH BRACKET, GN851.2-320-T4 ZINC-PLATED	094659-1	1	
4	PIN, SAW HEAD REST LT20 PTD	097935-1	1	
5	BRACKET, SAW HEAD REST	502389-1	1	
6	BOLT, M6x12-8.8 HEX HEAD FULL THREAD ZINC	F81001-7	2	
7	BOLT, M6 X 16 8.8 FE/ZN5 PN-M/82105	F81001-15	3	
8	BOLT, M10x125-8.8 HEX HEAD ZINC	F81003-18	2	
9	SCREW, M4x12 5,8-B CROSS RECESSED PAN HEAD	F81011-43	1	
10	NUT, M10-8-B HEX NYLON ZINC LOCK	F81033-1	2	
11	PIN, 8 BN914 (BOSSARD 134650) LOCK	F81046-2	1	
12	WASHER, Z6.1 SPLIT LOCK ZINC	F81053-3	5	
13	WASHER, 10.5 FLAT ZINC	F81055-1	4	

**8.14 Tie Down Chain Assembly**



REF	DESCRIPTION (◆ Indicates Parts Available In Assemblies Only)	PART #	QTY.
	<b>CHAIN ASSEMBLY, TIE DOWN</b>	A04376-1	1
1	Hook, 5/8" Safety Chain	P12075	1
2	Screw Closed Chain Link, 10	100767	1
3	Chain, N-10 x 35, 6 Links	100951	1

**8.15 Remote Equipment Option**



LES061C

REF	DESCRIPTION (◆ Indicates Parts Available In Assemblies Only)	PART #	QTY.
	<b>EQUIPMENT, LT20B REMOTE COMPLETE</b>	501649	1
1	CAP, EDGER FRAME	089644	2
2	CLAMP, LT20 STRING	091614	4
3	TENSIONER, ZINC-PLATED	500846-1	2
4	COLUMN, LT20B LINE GUIDE	503600-1	2
5	STAND, LT20B CONTROL BOX	501651-1	1
6	PULLEY, STATIONARY	504264	1
7	CABLE, 6MM (11,5 M) STEEL	504279	1
8	PIN, LT 16X120	501877	8
9	POINTER, 6MM STEEL CABLE	504280-1	2
10	CAP, LT20B REMOTE CONTROL BOX	501879-1	1
11	BOLT,M8X20-5.8 HEX HEAD FULL THREAD ZINC	F81002-1	2
12	BOLT, M8x25-8.8-B HEX HEAD FULL THREAD ZINC	F81002-5	4
13	NUT, M8-8-B HEX NYLON ZINC LOCK	F81032-2	6
14	NUT, M10-8-B-FE	F81033-3	4
15	WASHER, 8.4 FLAT ZINC	F81054-1	12
16	WASHER,10.5 ZINC FLAT SPECIAL	F81055-6	4



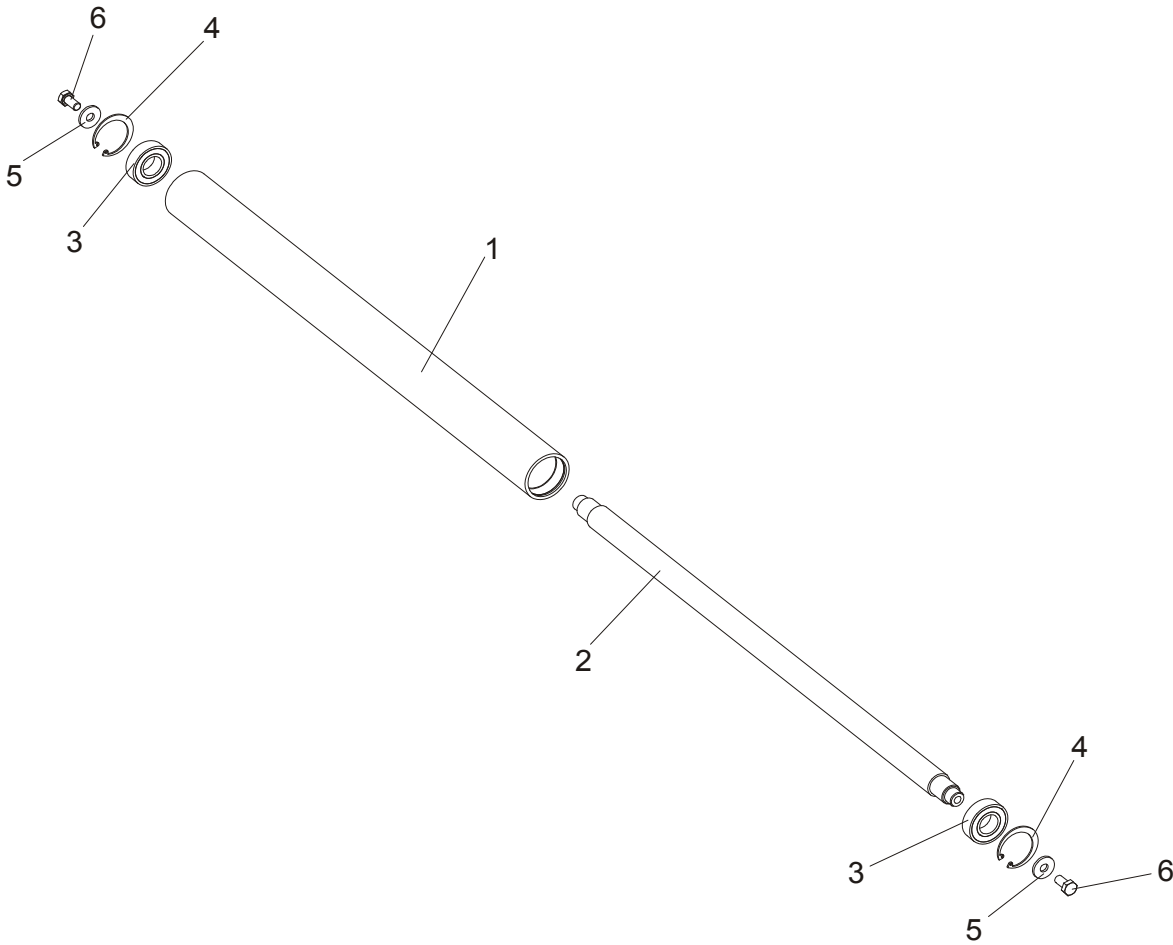
# BED FRAME ASSEMBLY

*Remote Equipment Option*

---

17	PULLEY	504114	7	
----	--------	--------	---	--

**8.16 Board Return Roller Assembly**



REF	DESCRIPTION (◆ Indicates Parts Available In Assemblies Only)	PART#	QTY.
	<b>ROLLER ASSEMBLY, WM3000 PAINTED</b>	093291	1
	Tube, WM3000 Roller	091782-1	1
1	Tube, WM3000 Roller	091781	1
2	Shaft, WM3000 Roller	091793	1
3	Bearing, 6205 2RS	091804	2
4	Ring, W50 Inside Retaining	091805	2
5	Washer, 10.5 Special Flat Zinc	F81055-6	2
6	Bolt, M10x20-5.8 Hex Head Full Thread Zinc	F81003-1	2

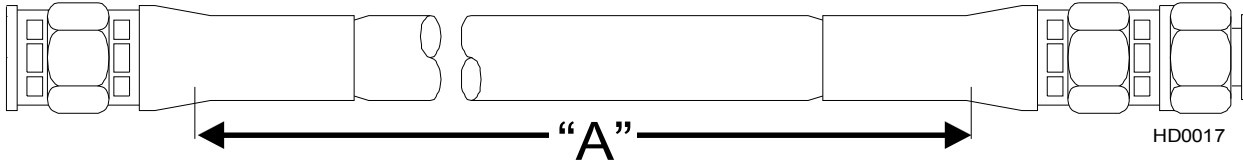


# HYDRAULIC SYSTEM

Hydraulic hoses, LT20L/LT40L/LT70L AH

## SECTION 9 HYDRAULIC SYSTEM

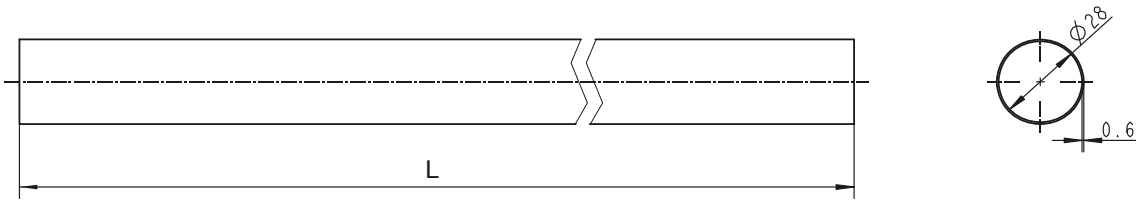
### 9.1 Hydraulic Hoses, LT20L/LT40L/LT70L AH



COLOR CODE	LENGTH (m)	DESCRIPTION (◆ Indicates Parts Available In Assemblies Only)	PART #	QTY.
GREEN	1.305	3/8" TEE FITTING / 3RD LOADER ARM, CYLINDER BOTTOM	089808	1
RED	1.305	3/8" TEE FITTING / OIL FLOW DIVIDER	089808	1
GREEN	2.155	3/8" TEE FITTING / 1ST LOADER ARM, CYLINDER BOTTOM	091844	1
BLUE	1.205	3/8" TEE FITTING/ OIL FLOW DIVIDER	504834	1
NONE	10.205	1/4" POWER ROLLER UP/DOWN	506988	2
SIVER/BROWN	9.705	1/4" POWER ROLLER - ROLLER DRIVE - MOTOR	506989	2
NONE/ PINK	7.205	3/8" SIDE SUPPORTS UP/DOWN	506990	2
BROWN/ CHERRY RED	3.755	3/8" SIDE SUPPORTS TO LOG TURNER	506991	2
RED/BLUE	9.755	1/4"CONTROL BOX TO 2ND CLAMP UP/DOWN	506992	2
ORANGE/WHITE	9.605	1/4" CONTROL BOX TO 2ND CLAMP IN/OUT	506993	2
GREEN	9.005	1/4" MIDDLE CLAMP TOP	506994	1
YELLOW	8.705	1/4" MIDDLE CLAMP BOTTOM	506995	1
WHITE	7.775	3/8" MIDDLE CLAMP FRONT END	506996	1
ORANGE	7.605	3/8" MIDDLE CLAMP REAR END	506997	1
CHERRY RED/BLACK	7.205	1/4" 2ND TOE BOARD UP/DOWN	506998	2
CHERRY RED//BLACK	5.905	1/4" 1ST TOE BOARD UP/DOWN	506999	2
RED/BLUE	6.905	1/4" 1ST LOG CLAMP UP/DOWN	507000	2
ORANGE/WHITE	6.005	1/4" 1ST LOG CLAMP IN/OUT	507001	2
BLUE/RED	7.605	3/8" CONTROL BOX - LOG LOADER/LOG DECK	507002	1
YELLOW	2.305	3/8" TEE FITTING / 1ST LOADER ARM, CYLINDER BOTTOM	507003	1
YELLOW	0.905	3/8" TEE FITTING / 2ND LOADER ARM, CYLINDER TOP	507004	1
YELLOW	1.355	3/8" TEE FITTING / 3RD LOADER ARM, CYLINDER TOP	507005	1
BLUE	1.005	3/8" TEE FITTING - TEE FITTING	507006	1
GREEN	0.805	3/8" TEE FITTING / 2ND LOADER ARM, CYLINDER BOTTOM	507181	1

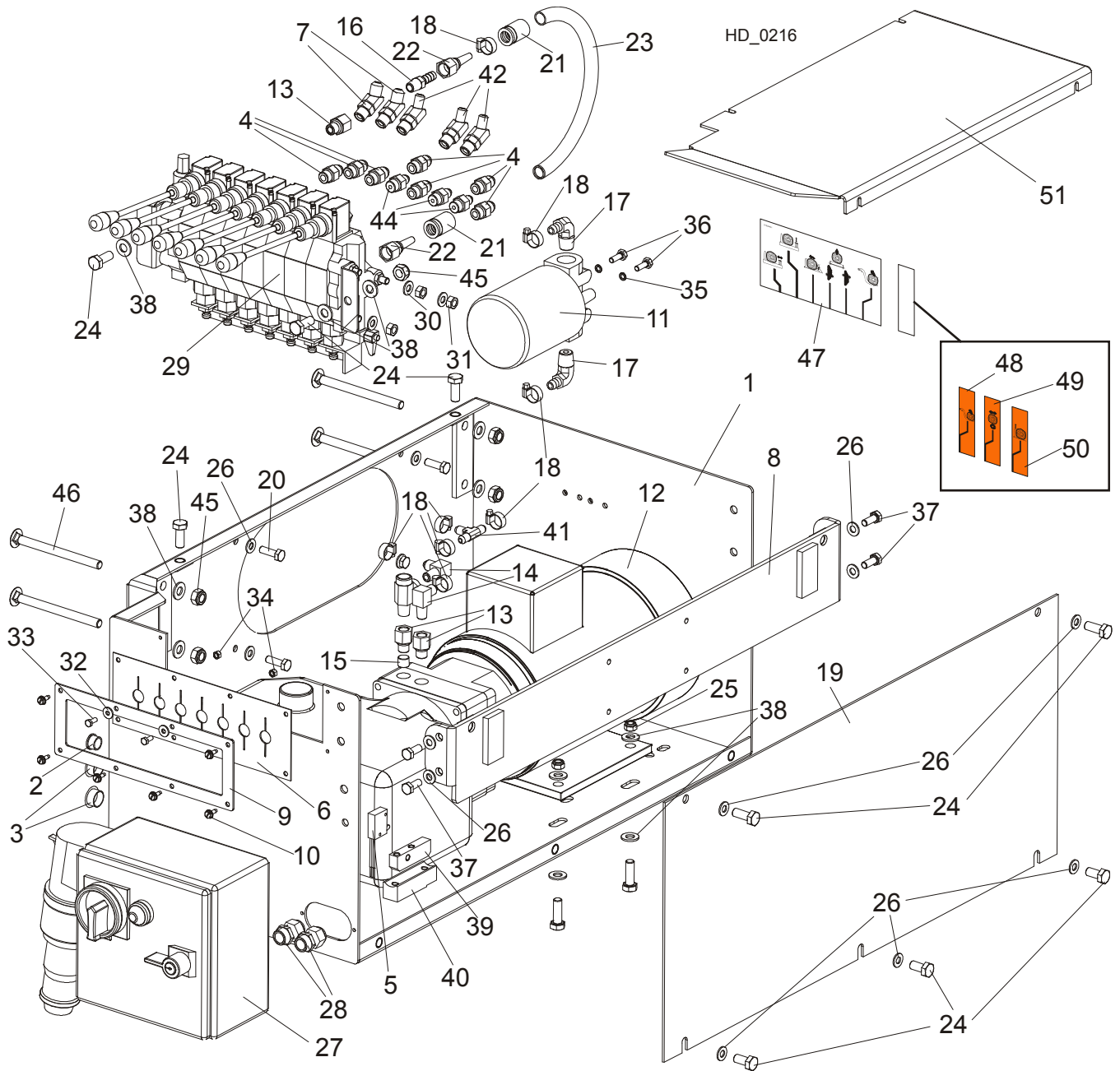


*Protective Conduits, LT70 Series A/DH Hydraulic Hoses*



LENGTH "L"	DESCRIPTION (◆ Indicates Parts Available In Assemblies Only)	PART #	QTY.
0.70	PROTECTIVE CONDUIT, LOG TURNER HOSE	099761	2
0.28	PROTECTIVE CONDUIT, IN/OUT CYLINDER HOSE - BOTTOM	099762	1
0.45	PROTECTIVE CONDUIT, IN/OUT CYLINDER HOSE - TOP	099763	1
1.35	PROTECTIVE CONDUIT, UP/DOWN CYLINDER HOSE - BOTTOM	099764	1
1.65	PROTECTIVE CONDUIT, UP/DOWN CYLINDER HOSE - TOP	099765	1

**9.2 Hydraulic Control Box, LT20L/LT40L/70L AH7**

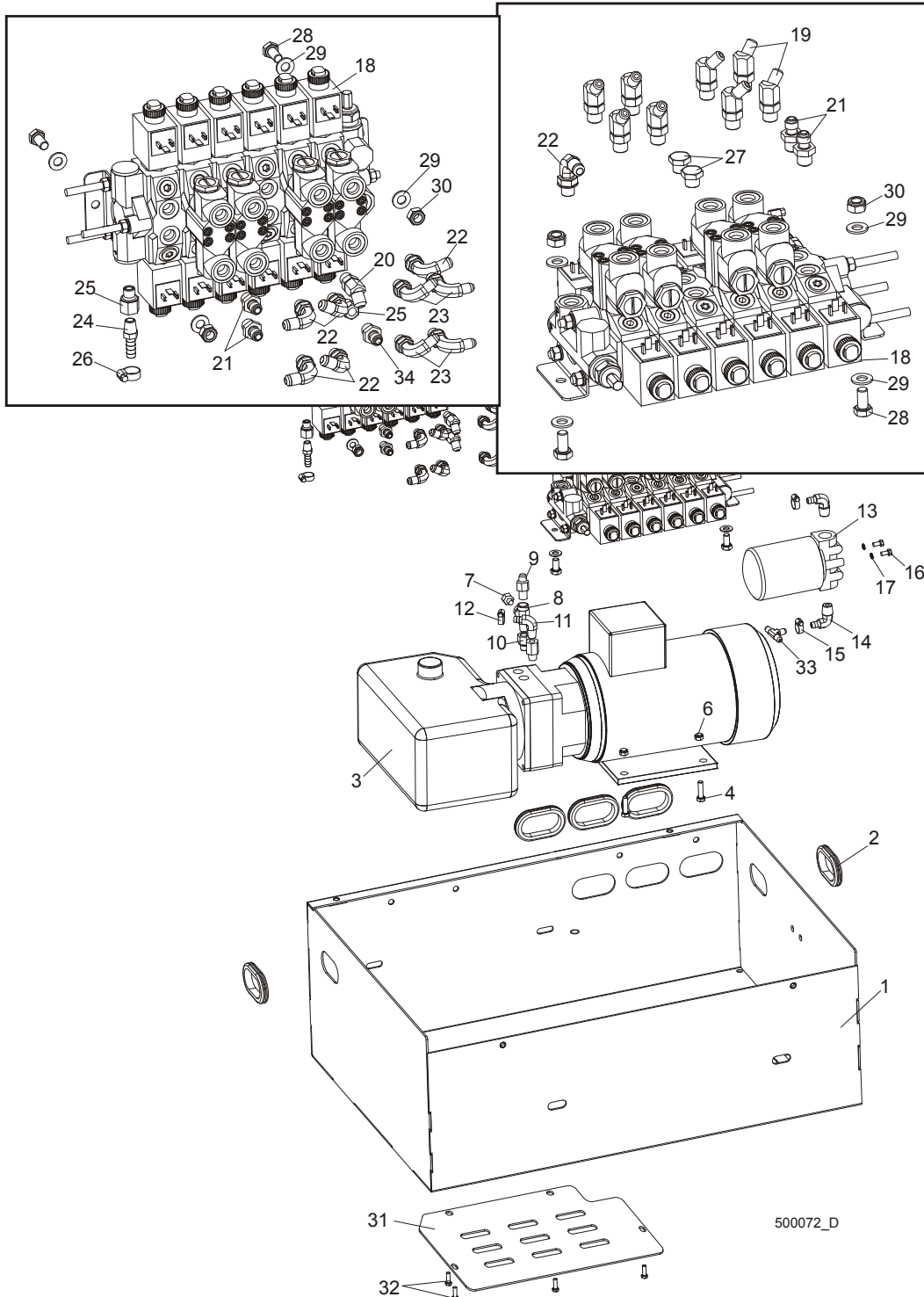


REF.	DESCRIPTION (◆ Indicates Parts Available In Assemblies Only)	PART #	QTY.
	<b>BOX, AH 7-SECTION LT40/70 HYDRAULIC</b>	<b>510563</b>	<b>1</b>
1	BOX WELDMENT, 7-SECTION HYDRAULIC	510564-1	1
2	BUSHING, 15.9 UB625 CONDUIT	086816	1
3	CAP, 1086 DIA. 22.2 HOLE	093544	2
4	FITTING, 3/8JIC - 3/8 O-RING	014687	7
5	SWITCH, 2A 125V R-LEVER NO/NC/COM	014765	1
6	GUARD, 7-SECTION HYD. VALVE RUBBER	510566	1
7	FITTING, 45DEG. #6SAE ELBOW	015489	2
8	BRACKET, AC HYDRAULIC BOX	086518-1	1

9	PLATE, RUBBER GUARD MOUNTING	510567-1	1	
10	SCREW, #10-24x1/2 SELF-TAPPING	F05015-7	5	
11	MANIFOLD, W/FILTER	P22683	1	
12	HYDRAULIC PUMP W/MOTOR, AC 4KW 14.5L/MIN	500958	1	
13	FITTING, 6SAE MALE-1/4NPT FEMALE	014686	3	
14	FITTING, 3/8JIC-1/4NPT 90L	015491	2	
15	PLUG, TN 192-1/4NPT W/EXTERNAL THREAD	096221	2	
16	FITTING, 1/4NPT-3/8 BARB	014685	1	
17	FITTING, 1/2NPT-3/8 BARB ELBOW	P12707	2	
18	CLAMP, 11/16 WORM	061807	8	
19	PANEL, AC HYDRAULIC BOX FRONT	086484-1	1	
20	BOLT, M8x25-8.8-B HEX HEAD FULL THREAD ZINC	F81002-5	4	
	<b>HOSE, 2T3/8X0.533 W9/16UNF-W9/16UNF HYDRAULIC</b>	<b>087775</b>	<b>1</b>	
21	CRIMPSOCKET 3/8" HYDRAULIC HOSE	085901	2	
22	FITTING, JIC 9/16-18	085900	2	
23	HOSE, 3/8" (C/S-20MPa)P/N8106-6-06 HYDRAULIC	R02132	1	
24	BOLT, M10x25-8.8 HEX HEAD FULL THREAD ZINC	F81003-11	6	
25	NUT, M8-8-B HEX NYLON ZINC LOCK	F81032-2	4	
26	WASHER, 8.4 FLAT ZINC	F81054-1	13	
27	<b>BOX, AC 4kW LT40/70 STARTER</b>	<b>089799</b>	<b>1</b>	
28	GLAND, DP 11/H CABLE	085388	2	
29	<b>VALVE, 7-SECTION AC HYDRAULIC</b>	<b>510560</b>	<b>1</b>	
30	WASHER, 8.4 FLAT ZINC	F81054-1	6	
31	NUT, M8-8-B HEX ZINC	F81032-1	6	
32	WASHER, 5.5 SPECIAL FLAT ZINC	F81052-3	2	
33	BOLT, M5x12-5.8 HEX HEAD FULL THREAD ZINC	F81000-5	2	
34	NUT, M5-8 HEX ZINC	F81030-1	2	
35	WASHER, Z 6.1 SPLIT LOCK ZINC	F81053-3	2	
36	BOLT, 1/4-20X3/4 FT HHC	F05005-1	2	
37	BOLT, M8x20-8.8-B HEX HEAD FULL THREAD ZINC	F81002-4	4	
38	WASHER, 10.5 FLAT ZINC	F81055-1	16	
39	BUTTON, HOT CONTACT 1997	015253	1	
40	BLOCK, EXTEN. HYD. GROUND CONTACT	015264	1	
41	FITTING, 3/8 BARB TEE	015485	1	
42	FITTING, #4SAE-#6SAE 45 DEG. ELBOW	015488	3	
43	BOLT, M10x30-5.8 HEX HEAD FULL THREAD ZINC	F81003-2	4	
44	FITTING, 1/4JIC-3/8 O-RING	P26284	3	
45	NUT, M10-8-B HEX NYLON ZINC LOCK	F81033-1	6	
46	BOLT, M10x125 8.8 CARRIAGE HEAD ZINC	F81003-34	4	
47	DECAL, HYDRAULIC CONTROL SUPER '97 (ENGLISH)	015364-A1	1	
48	DECAL, ADDITIONAL HYDRAULIC SECTION - LOG LOADER	511426 <sup>1</sup>	1	
49	DECAL, ADDITIONAL HYDRAULIC SECTION - POWER ROLLER	511427 <sup>1</sup>	1	
50	DECAL, ADDITIONAL HYDRAULIC SECTION - SIDE SUPPORT	511428 <sup>1</sup>	1	
51	<b>COVER, AC HYDRAULIC CONTROL BOX</b>	<b>086485-1</b>	<b>1</b>	

<sup>1</sup> Depending on order

### 9.3 Hydraulic Control Box, LT40/70 AH15/14

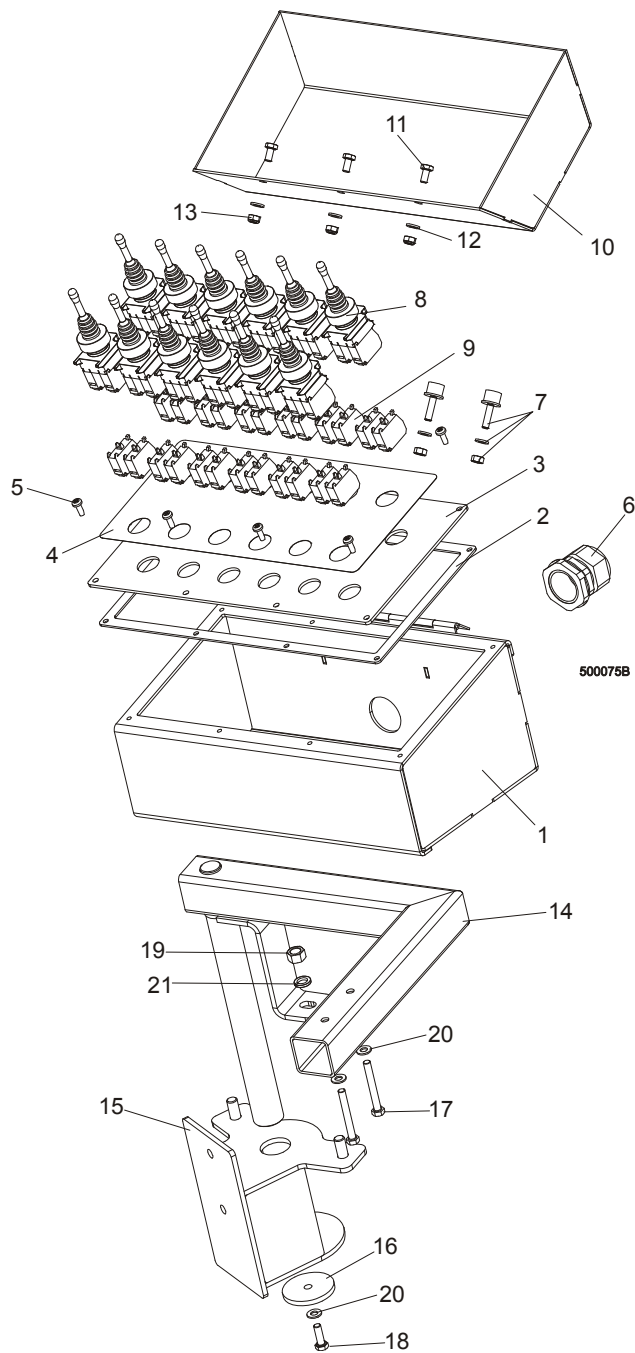


REF.	DESCRIPTION (◆ Indicates Parts Available In Assemblies Only)	PART #	QTY.
	HYDRAULIC CONTROL BOX, LT40/70 AH15	093732 <sup>1</sup>	1
	HYDRAULIC CONTROL BOX, LT40/70 AH14	093734	1
	HYDRAULIC CONTROL BOX, LT40/70 AH13	093736	1
1	Box Weldment, 9.5 M AC Hydraulic Control	089636-1	1
2	Grommet, FM54 Rubber	087065	5

<b>3</b>	<b>HYDRAULIC PUMP W/MOTOR, 4KW 14.5 L/MIN. AC</b>	500958	1	
<b>4</b>	Bolt, M8X25-8.8-B Zinc Hex Head	F81002-5	4	
<b>5</b>	<b>FITTING, 3/8JIC-1/4NPT STRAIGHT</b>	015560	1	
<b>6</b>	Nut, M8-8-B Zinc Hex Nylon Lock	F81032-2	4	
<b>7</b>	Plug, 1/4" NPT Blank	096221	1	
<b>8</b>	Fitting, C3759X4 Tee Connector	P09141	1	
<b>9</b>	Fitting, 1/4" NPT - 1/4" NPT Male	P09143	1	
<b>10</b>	Fitting, #6SEA MALE - 1/4NPT Female	014686	1	
<b>11</b>	Fitting, #6-6 (3/8" NPT) - 3/8" Elbow	P12708	1	
<b>12</b>	Clamp, 11/16 Hose	P12739	1	
<b>13</b>	<b>BRANCH-JOINT, HYDRAULIC WITH 1.2" FILTER</b>	P22683	1	
<b>14</b>	Fitting, 1/2" NPT - 3/8" Elbow	P12707	2	
<b>15</b>	Clamp, 11/16 Hose	P12739	4	
<b>16</b>	Bolt, 1/4-20 X 1/2" Zinc Hex Head Grade 2	F05005-15	2	
<b>17</b>	Washer, Z 6.1 Split Lock Zinc	F81053-3	2	
<b>18</b>	<b>HYDRAULIC VALVE, HDS11 6K01-151/MOD 6/062Z0</b>	088188	1	
	<b>HYDRAULIC VALVE, HDS11 6K01-151/MOD 6/063Z0</b>	088189	1	
<b>19</b>	Fitting, #4 SAE - #6 SAE 45° Elbow	015488	8	
<b>20</b>	Fitting, #6 SAE 45° Elbow 45ST #6SAE	015489	1	
<b>21</b>	Fitting, 3/8" O-ring - 1/4" JIC	P26284	4/2	
<b>22</b>	Fitting, #6 SAE 3/8"JIC Elbow	P12704	6	
<b>23</b>	Fitting, 90 9/16-18 JIC 7/16-20 JIC Elbow	089642	4	
<b>24</b>	Fitting, L" NPT X 3/8" Hose Barb	014685	2	
<b>25</b>	Fitting, #6SEA MALE - 1/4NPT Female	014686	2	
<b>26</b>	Clamp, 11/16 Hose	P12739	1	
<b>27</b>	Plug, 9/16-18 JIC Hydraulic Valve	089647	2	
<b>28</b>	Bolt, M10X20-5.8 Zinc Hex Head	F81003-1	4	
<b>29</b>	Washer, 10.5 Flat Zinc	F81055-1	8	
<b>30</b>	Nut, M10-8-B Hex Nylon Lock Zinc	F81033-1	4	
<b>31</b>	<b>COVER WELDMENT, LT80 HYDRAULIC BOX BOTTOM PAINTED</b>	090962-1	1	
<b>32</b>	<b>BOLT, M6x16 8.8 ZINC HEX HEAD</b>	F81001-15	4	
<b>33</b>	<b>FITTING, 3/8 BARB TEE</b>	015485	1	
	<b>MATRIX, DIODE HYDRAULIC</b>	096963	2	
	<b>VALVE CONNECTOR, WITH BUILT-IN LED</b>	094556		

<sup>1</sup> Depending on type of sawmill.

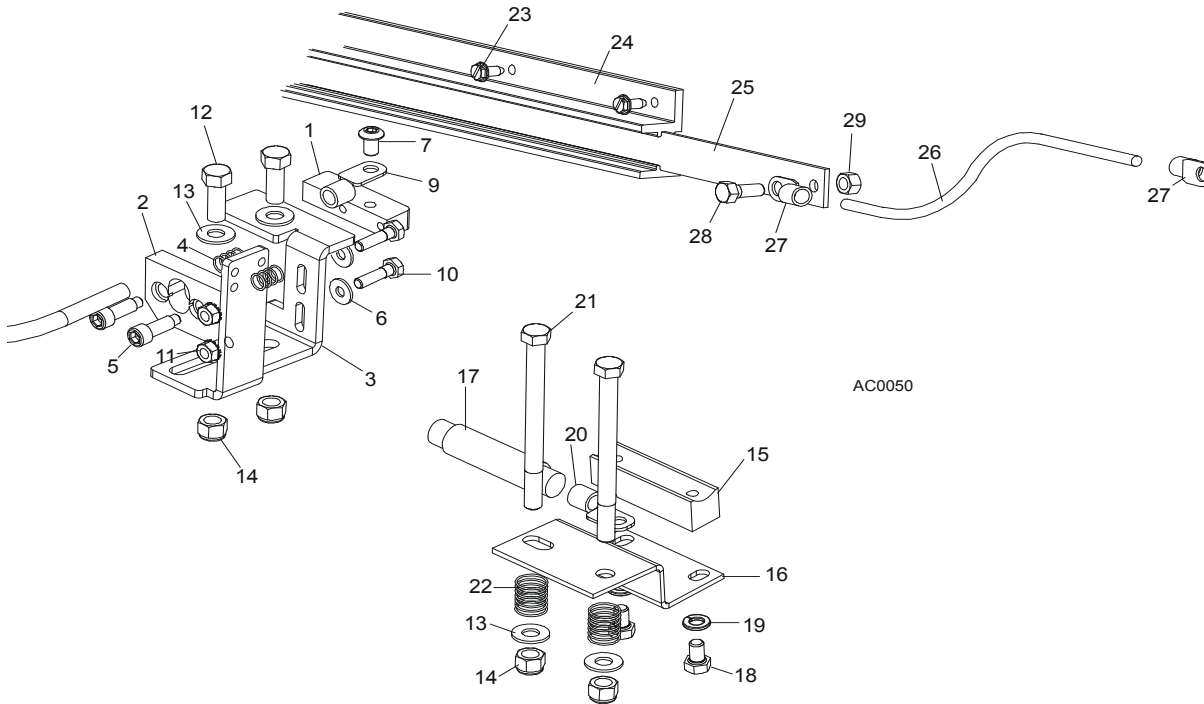
### 9.4 Hydraulic Control Box



REF.	DESCRIPTION (◆ Indicates Parts Available In Assemblies Only)	PART #	QTY.
	<b>BOX, 9,5M FRAME HYDRAULIC CONTROL, COMPLETE</b>	088178	1
	BOX, 9,5 M FRAME HYDRAULIC CONTROL	088164	1
1	Box Weldment, Hydraulic Control	088163-1	1
2	Gasket, 9.5 m Frame	089998	1
3	Panel, Hydraulic Control Box Front 9.5 m	089997-1	1
4	Decal, Hydraulic Control Box (9 m Frame)	088159	1
5	Screw, #10-24 x 1/2 Pan Head	F05015-17	8
6	Seal, DP 29/H Gland	F81096-1	1
7	Bumper, A/022 Rubber	088376	2

8	Joystick, PMJN8T3	096928	12	
9	Contact, 1NO PL004002	096929	24	
10	Cover, Hydraulic Control Box (9.5 m Frame)	088172-1	1	
11	Bolt, M6X12-8.8 Zinc Hex Head	F81001-7	3	
12	Washer, 6.4 Flat Zinc	F81053-1	3	
13	Nut, M6-8-B Hex Nylon Lock Zinc	F81031-2	3	
14	ARM, CONTROL BOX PIVOT ZINC-PLATED.	088169-1	1	
15	MOUNT WELDMENT, CONTROL BOX PIVOT ARM	088176-1	1	
16	WASHER, PIVOT ARM BASE	088180-1	1	
17	BOLT, M8 X 65MM,HH,GRADE 5.8, ZINC	F81002-3	2	
18	BOLT, M8x25-8.8-B HEX HEAD FULL THREAD Z	F81002-5	1	
19	NUT, M12-8-B ZINC HEX	F81034-1	1	
20	WASHER, 8.4 FLAT ZINC	F81054-1	3	
21	WASHER, Z12.2 SPLIT LOCK ZINC	F81056-2	1	

## 9.5 Hydraulic Power Supply Strip



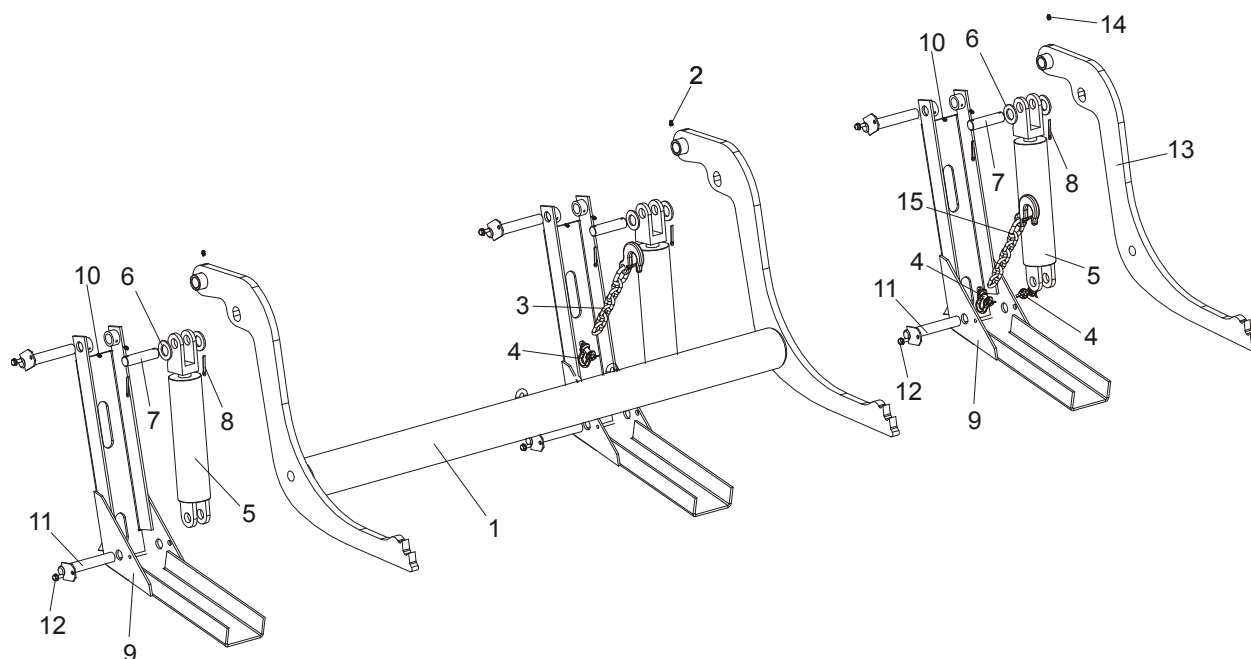
REF.	DESCRIPTION (◆ Indicates Parts Available In Assemblies Only)	PART #	QTY.	
	<b>CONTACT KIT, HYDRAULIC 6' POWER SUPPLY</b>	A12042-N	1	
	Contact Hardware Kit	A10073-N	1	◆
	Contact Assembly, Hydraulic Power Supply (Positive)	085968	1	
1	Contact, Hydraulic Power Supply (Positive)	015253	1	
2	Insulator, Positive Contact	S10072	1	
3	Bracket, Positive Contact Mounting	086380-1	1	
4	Spring, Positive Contact	P10077	2	
5	Bolt, 5/16" X 3/4" Shoulder (1/4-20 Thread)	F05006-44	2	
6	Washer, 7.4 Flat	F81056-11	2	
7	Bolt, 5/16-18 x 1/2" Socket Button Head	F05006-20	1	
	Cable Assy, Hydraulic Positive Contact	015885	1	

# 9 HYDRAULIC SYSTEM

## Hydraulic Log Loader

8	Cable, #1 Weld	R01948	0.75m	◆
9	Terminal, 35 Ring #2 Gauge	F81066-3	2	
10	Bolt, 1/4-20 X 1" Hex Head Grade 2	F05005-38	2	
11	Nut, 1/4-20 Hex Self-Locking	F05010-9	2	
12	Bolt, 3/8-16 X 1" Hex Head Grade 5	F05007-87	2	
13	Washer, 10.5 Flat	F81055-1	4	
14	Nut, 3/8-16 Hex Nylon Lock	F05010-10	4	
	Contact Assembly, Hydraulic Power Supply (Ground)	A10066	1	
15	Contact, Hydraulic Power Supply (Ground)	015264	1	
16	Bracket, Ground Contact Mounting	015265	1	
17	Cable, #1 Weld	R01948	.63m	◆
18	Bolt, 5/16-18 X 1/2" Hex Head Grade 5	F05006-15	2	
19	Washer, 8.2 Split Lock	F81054-4	2	
20	Terminal, 35 Ring #2 Gauge	F81066-3	1	
21	Bolt, 3/8-16 X 4 1/2" Hex Head Grade 2	F05007-35	2	
22	Spring, Ground Contact	P04282	2	
23	Screw, 1/4-20 X 1/2" Slotted Hex Head	F05015-1	14	
	Strip Assembly, 6' Hydraulic Power Supply w/3 ft. Cable	A11977	1	
24	Housing, 6' Contact Strip	P11976	1	
	Strip, 6' Contact With Cable	A12043-N	1	
25	Strip, 6' Contact	S10075	1	◆
26	Cable, #2 Weld	R80583-21		◆
27	Terminal, 35 Ring #2 Gauge	F81066-3	2	
28	Bolt, 5/16-18 X 3/4" Hex Head Black Nylon	F05006-45	1	
29	Nut, 5/16-18 Hex Black Nylon	F05010-86	1	
	Tube, 5/8" Heat Shrink	R01950-5	.03m	◆
	Grommet, 5/8" Wire	P04137	1	

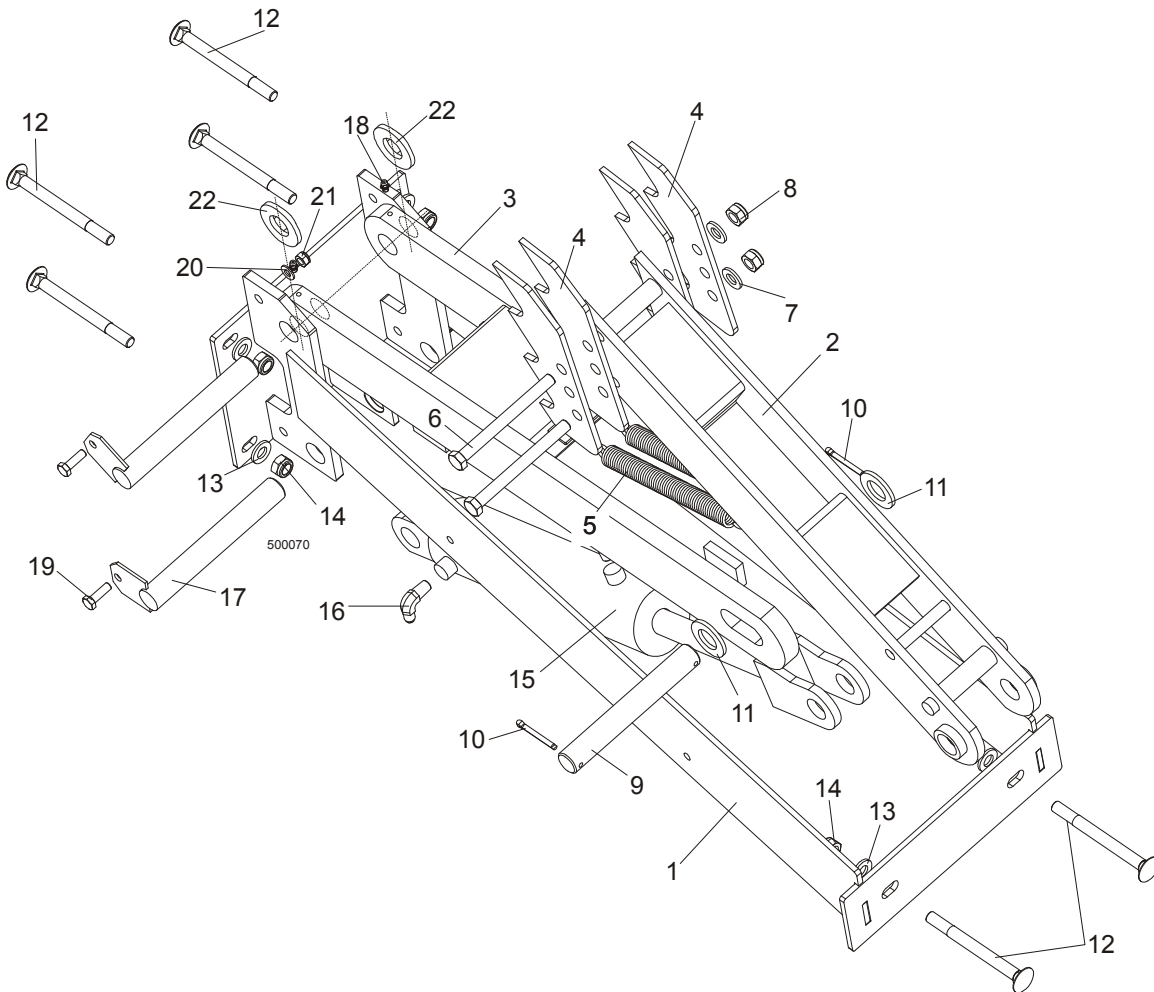
## 9.6 Hydraulic Log Loader





REF.	DESCRIPTION (◆ Indicates Parts Available In Assemblies Only)	PART #	QTY.
	<b>HYDRAULIC LOG LOADER, COMPLETE</b>	090044	1
1	Log Loader	090006-1	1
2	Fitting, 3/16" Straight Grease	P04107	2
3	<b>CHAIN, LOG LOADER SAFETY</b>	A04376-1	1
4	<b>SHACKLE, M-D .63</b>	086540	2
5	<b>CYLINDER, CJ-S95-16-70/32/203 HYDRAULIC</b>	088680	3
6	<b>WASHER, 28 FLAT ZINC</b>	F81061-1	6
7	<b>PIN, LOADING ARM CYLINDER MOUNT ZINC</b>	086979-1	3
8	<b>PIN, S-Zn 5x40 COTTER</b>	F81043-31	6
9	Foot, Log Loader	090048-1	3
10	Fitting, 3/16" Straight Grease	P04107	6
11	<b>PIN, LOADER FOOT MOUNT</b>	099127-1	6
12	<b>SCREW, 5/16-18 x 3/4 SELF-TAPPING</b>	F05015-30	6
	<b>ARM, LOG LOADING SINGLE - COMPLETE</b>	090051	1
13	Arm, Hydraulic Log Loading	089657-1	1
14	Fitting, 3/16" Straight Grease	P04107	1
15	CHAIN, SINGLE LOG LOADER ARM, 9.5M FRAME	090090-1	1

## 9.7 Hydraulic Log Turner



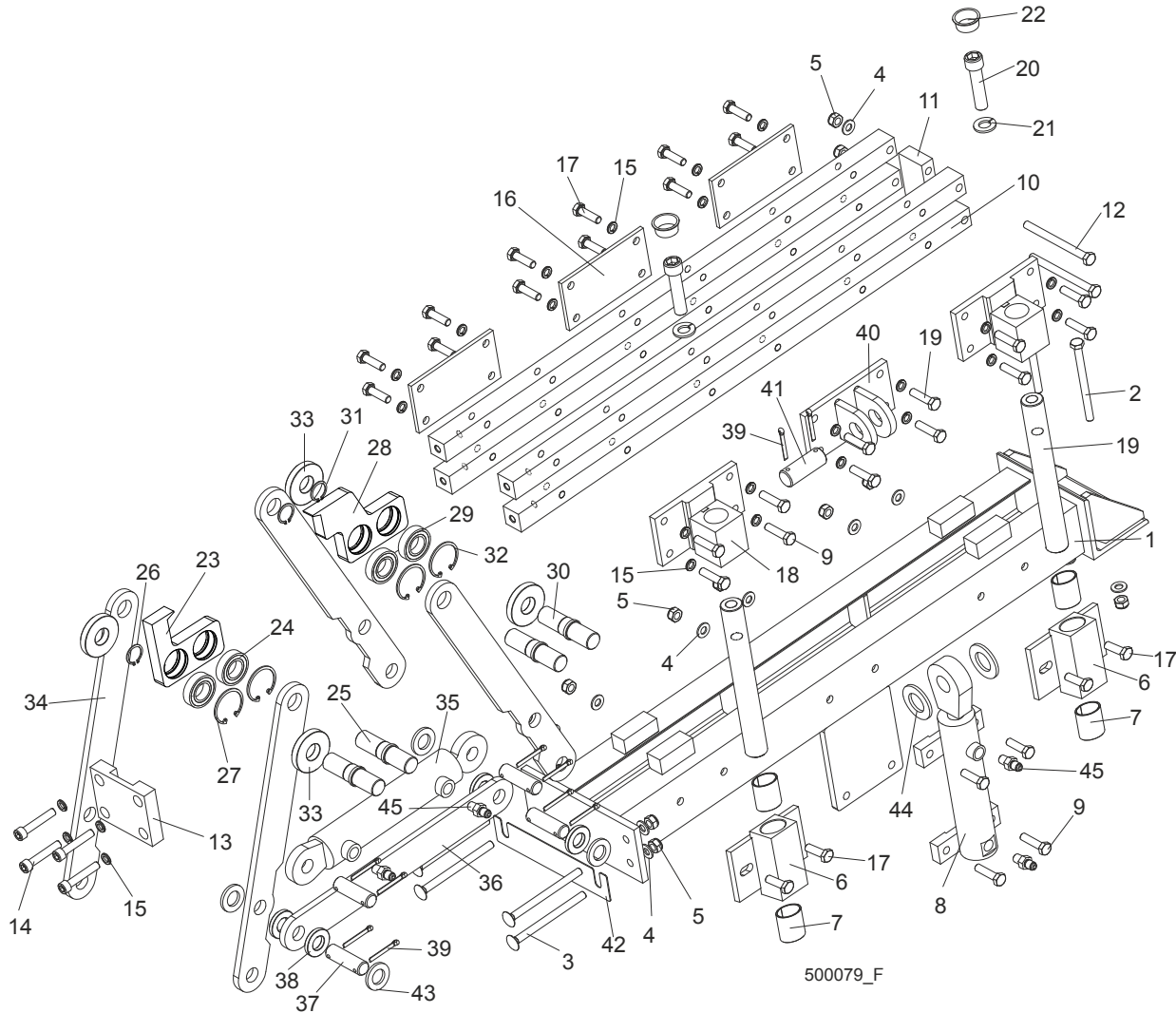


# HYDRAULIC SYSTEM

## Hydraulic Log Turner

REF	DESCRIPTION (◆ Indicates Parts Available In Assemblies Only)	PART #	QTY.	
	<b>HYDRAULIC LOG TURNER, 9.5 M, COMPLETE</b>	088073	1	
1	Bracket, Hydraulic Log Turner Mount	088075-1	1	
2	Arm, Hydraulic Log Turner	088067-1	1	
3	Arm, Hydraulic Log Turner Link	088060-1	1	
4	Claw, Hydraulic Log Turner	088082-1	4	
5	Spring, Hydraulic Log Turner	P09136	2	
6	Bolt, M12x130-8.8 Zinc Hex Head	F81004-36	2	
7	Washer, 13 Flat Zinc	F81056-1	2	
8	Nut, M12-8 Hex Nylon Lock	F81034-2	2	
9	Pin, 25X180	088664-1	1	
10	Pin, S-Zn 5x40 Cotter	F81043-31	2	
11	Washer, 25 Flat Zinc	F81061-3	2	
12	Bolt, M10x120 8.8 Zinc Mushroom Head Square Neck	F81003-33	2	
13	Washer, 13 Flat Zinc	F81056-1	2	
14	Nut, M12-8 Hex Nylon Zinc Lock	F81034-2	2	
15	Cylinder, CJ-S305-16-63/28/203 Hydraulic	088679	1	
16	Fitting, 90° Elbow	P09142	2	
17	Pin, Log Turner Mount	088667-1	2	
18	Fitting, M6 Grease	086280	2	
19	Bolt, M8x25-8.8-B Zinc Hex Head	F81002-5	2	
20	washer, 8.4 Flat Zinc	F81054-1	2	
21	Nut, M8-8-B Hex Nylon Zinc Lock	F81032-2	2	
22	Washer, GTM-2644-015	093359	2	

## 9.8 Hydraulic Log Clamp, Front and Rear



REF.	DESCRIPTION (◆ Indicates Parts Available In Assemblies Only)	PART #	QTY.
	<b>CLAMP ASSEMBLY, HYDRAULIC</b>	<b>089545</b>	<b>2</b>
1	Mount Weldment, Hydraulic Log Clamp	088654-1	1
2	Bolt, M10x125-8.8 Hex Head Zinc	F81003-18	2
3	Bolt, M10x130-8.8 Mushroom Head Square Neck Zinc	F81003-36	4
4	Washer, 10.5 Flat Zinc	F81055-1	18
5	Nut, M10-8-B Hex Nylon Zinc Lock	F81033-1	16
	<b>BLOCK WELDMENT, LOG CLAMP</b>	<b>089835</b>	<b>2</b>
6	Block Weldment, Log Clamp	088652-1	1
7	Bushing, 3040BS Self-lubricating	088676	2
8	Cylinder, CJ7F-16-40/22 + UE2-40W Hydraulic	088662	1
9	Bolt, M10x40-8.8 Hex Head Full Thread Zinc	F81003-16	14
10	Bar, Clamp Up/Down	089537-1	4
11	Plate, Connecting	088645-1	1
12	Bolt, M10x140-8.8 Hex Head Zinc	F81003-5	2
13	Plate, Connecting	089533-1	1
14	Screw, M10x40-8.8 Hex Socket Head Cap Zinc	F81003-22	4

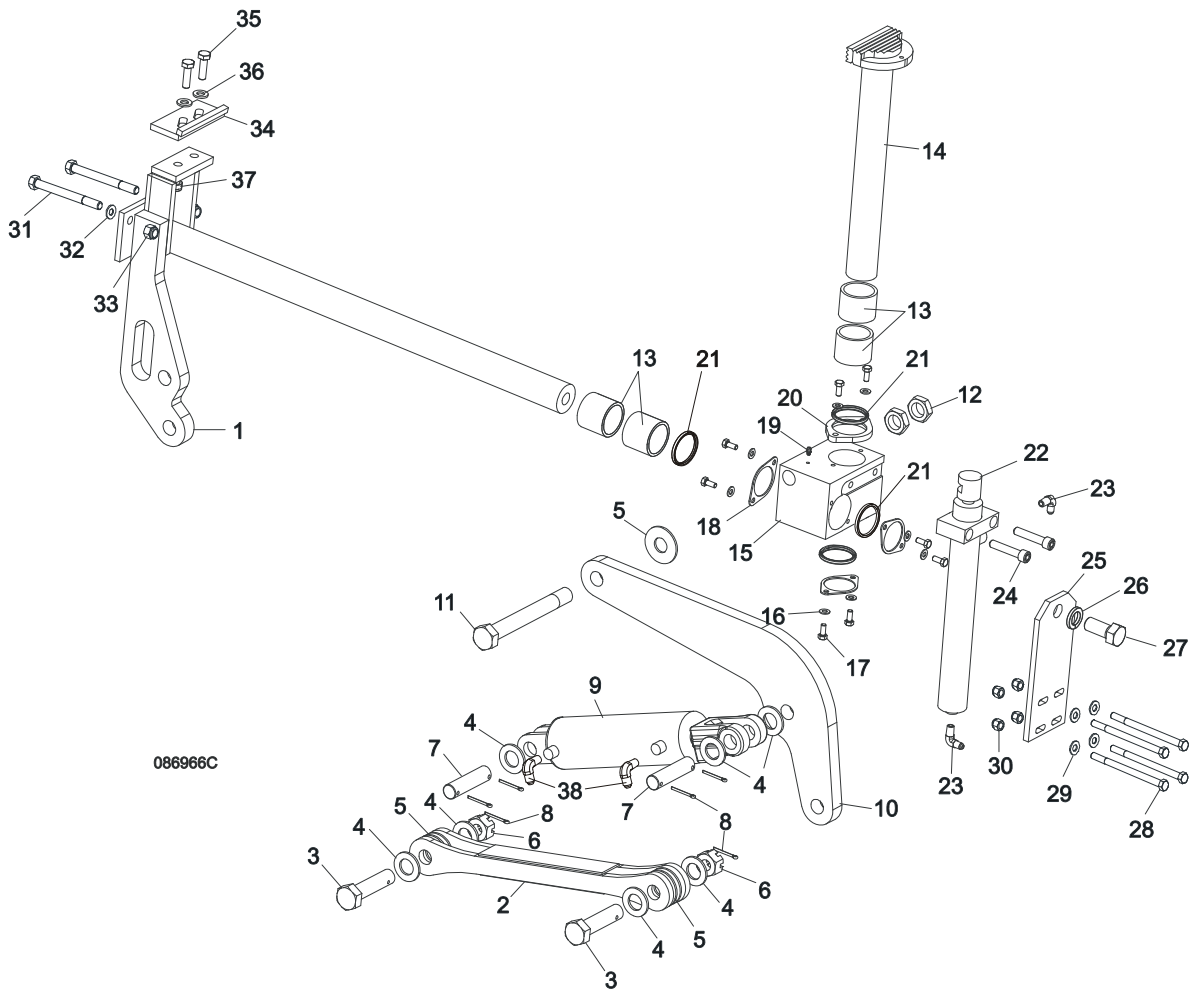


## HYDRAULIC SYSTEM

### Hydraulic Log Clamp, Front and Rear

15	Washer, 10.2 Split Lock Zinc	F81055-2	28	
16	Plate, Log Clamp Rear	089538-1	3	
17	Bolt, M10x35-8.8 Hex Head Full Thread Zinc	F81003-17	18	
18	Bracket, Guide Pin Mount	089536-1	2	
19	Pin, Clamp Up/Down Guide	088631	2	
20	Screw, M16x55-8.8 Hex Socket Head Cap Zinc	F81006-18	2	
21	Washer, 16.3 Split Lock Zinc	F81058-2	2	
22	Plug, M33 Thread	089839	2	
	<b>Jaw, Log Clamp Narrow - Complete</b>	<b>094700</b>	<b>1</b>	
23	Jaw, Log Clamp Narrow	093464-1	1	
24	Bearing, 6005 2RS CX	089652	4	
25	Shaft, Clamp Jaw Guide	088620-1	4	
26	Ring, Z24 Outside Retaining	089654	4	
27	Ring, W47 Inside Retaining	089653	4	
	<b>Jaw, Log Clamp Wide - Complete</b>	<b>094701</b>	<b>1</b>	
28	Jaw, Log Clamp Wide	093465-1	1	
29	Bearing, 6005 2RS CX	089652	4	
30	Shaft, Clamp Jaw Guide	088620-1	4	
31	Ring, Z24 Outside Retaining	089654	4	
32	Ring, W47 Inside Retaining	089653	4	
33	Washer, Clamp Jaw Spacer	089542	4	
34	Bar, Clamp In/Out Side	088622-1	4	
35	Cylinder, SJ2F-40/22/145 Hydraulic	088661	1	
36	Bar, Clamp In/Out Lower	088623-1	1	
37	Pin, 20X75	088657-1	4	
38	Spacer, Lower	089541	4	
39	Pin, S-Zn 5x40 Cotter	F81043-31	10	
40	Bracket, Vertical Cylinder Mount Upper	089540-1	1	
41	Pin, 25X75	088659-1	1	
42	Washer, Clamp Jaw Spacer	501843	1	
43	Washer, 21 Flat Zinc	F81059-2	8	
44	Washer, 28 Flat Zinc	F81061-1	2	
45	Fitting, 1/4NPTx1/4JIC Male	P09143	4	

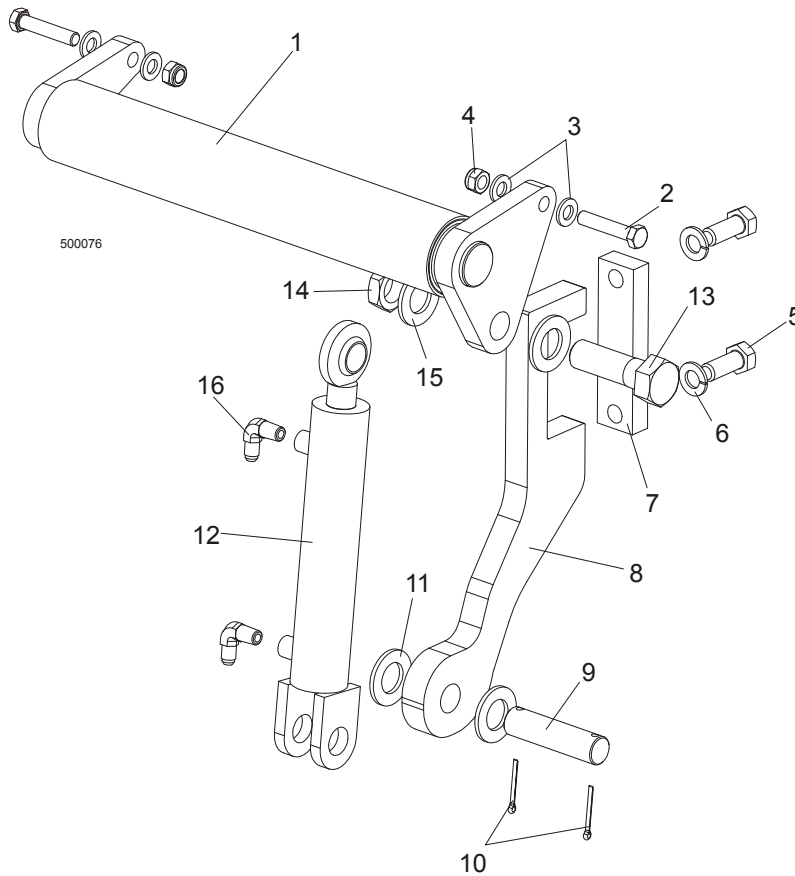
## 9.9 Hydraulic Log Clamp



REF.	DESCRIPTION (◆ Indicates Parts Available In Assemblies Only)	PART #	QTY.
	<b>HYDRAULIC LOG CLAMP ASSEMBLY</b>	088658	1
1	Rod Weldment, Log Clamp Slide Ptd	086967-1	1
2	Arm Weldment, Hydraulic Clamp Link Ptd	086963-1	1
3	Pin, B 24x95/85-Clevis Zinc	F81049-2	1
4	Washer, 25 Flat Zinc	F81061-3	8
5	Washer, 25X63 Zinc-Plated	088585-1	5
6	Nut, Z M20-8-B-Slotted Castle Zinc	F81037-3	2
7	Pin, Hydraulic Cylinder Zinc-Plated	086979-1	2
8	Pin, S-Zn 6,3x45 Cotter	F81045-2	6
9	Cylinder, C.J-S96-16-70/32/178 Hydraulic	088589	1
10	Arm, Hydraulic Log Clamp Link Ptd	086974-1	1
11	Bolt, M24x217/39 -8.8-B- Hex Head Zinc	088586-1	1
12	Nut, M24 -04-B- Hex Thin Zinc	F81039-3	2
13	Bushing, 5040BS Self-Lubricating	088660	2
14	Rod Weldment, Log Clamp Vertical Painted	088582-1	1
15	Block, Log Clamp Steel Ptd	088591-1	1
16	Washer, 8.4 Flat Zinc	F81054-1	8
17	Bolt, M8x20-8.8-B-Hex Head Full Thread Zinc	F81002-4	8
18	Flange, Clamp Rod Wiper Ptd	088887-1	3

19	Fitting, 3/16" Straight Grease	P04107	1	
20	Flange, Clamp Rod Wiper Ptd	088887-1	1	
21	Wiper, ZZ 50x60x7 Log Clamp Rod	088587	1	
22	Cylinder, CJ-S169-16-40/22/254 Hydraulic	088590	1	
23	Fitting, 1/4" NPT - 1/4" JIC Male Elbow	P09142	2	
24	Screw, M12x55 -8.8-B-Hex Socked Head Cap Zinc	F81004-23	2	
25	Plate, Log Clamp Mount Ptd	086975-1	1	
26	Washer, Z 22,5 Split Lock	F81059-4	1	
27	Bolt, M22x1,5x40 -8.8-B-Hex Head Full Thread Zinc	F81009-1	1	
28	Bolt, M10 x 125-8.8 Hex Head Zinc	F81003-18	4	
29	Washer, 10.5 Flat Zinc	F81055-1	8	
30	Nut, M10-8-B Hex Nylon Zinc Lock	F81033-1	4	
31	Bolt, M12x130-8.8-Hex Head Zinc	F81004-36	2	
32	Washer, 13 Flat Zinc	F81056-1	2	
33	Nut, M12-8 Hex Zinc	F81034-1	2	
	<b>STOP KIT, CLAMP</b>	K09485	1	
34	Stop Widmt, Hydraulic Log Clamp Ptd	086980-1	1	
35	Bolt, M12 x 40 8.8 Hex Head Full Thread Zinc	F81004-4	2	
36	Washer, 13 Flat Zinc	F81056-1	2	
37	Nut, M12-8 Hex Nylon Zinc Lock	F81034-2	4	
38	Fitting, 3/8JIC-1/4NPT 90L	015491	2	

**9.10 Hydraulic Toe Board, Middle**



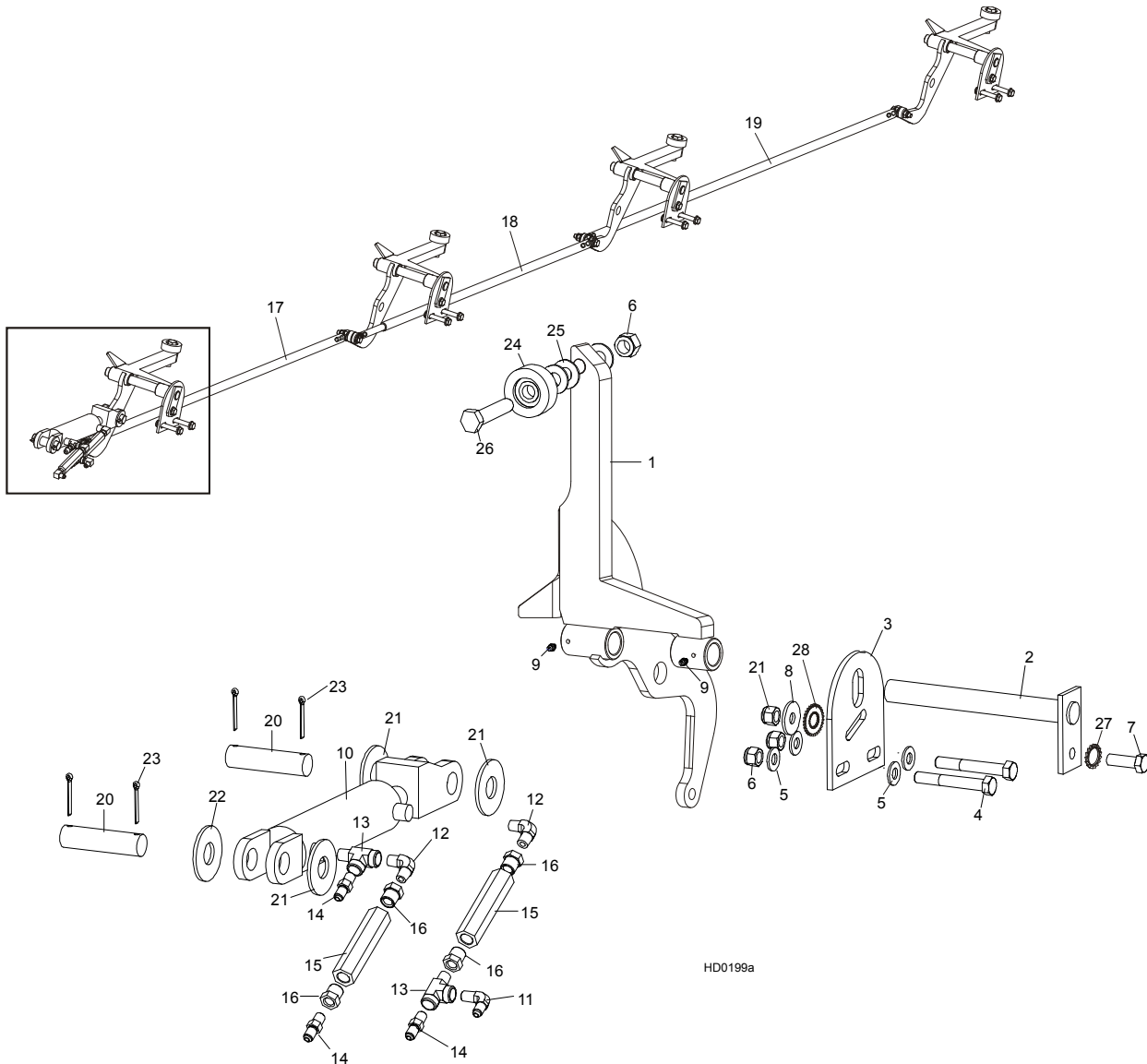
REF.	DESCRIPTION (◆ Indicates Parts Available In Assemblies Only)	PART #	QTY.
	<b>HYDRAULIC TOE BOARD ASSEMBLY, MIDDLE</b>	090055	
1	Toe Board Weldment, Hydraulic	086253-1	1
2	Bolt, M12x60-8.8 Zinc Hex Head	F81004-5	1
3	Washer, 13 Zinc Flat	F81056-1	4
4	Pin, S-Zn 2.5x20 Cotter	F81043-1	2
5	Bolt, M16X40-8.8 Zinc Hex Head Full Thread	F81006-13	2
6	Washer, 16.3 Zinc Split Lock	F81058-2	2
7	Plate, Hydraulic Toe Board Mount	090086-1	1
8	Bracket, Hydraulic Toe Board Mount	089990-1	1
9	Pin, Hydraulic Cylinder Mount Zinc	086979-1	1
10	Pin, S-Zn 3/16 X 1 1/2" Cotter	F05012-23	2
11	Washer, 28 Zinc Flat	F81061-1	2
12	Cylinder, CJ-S170-16-40/25/152 Hydraulic	088681	1
	Seal Kit, 1 1/2" x 6" Hydraulic Cylinder	014547	1
13	Bolt, 1-8 X 3 1/4 HH Hex Head Grade 5	F05009-51	1
14	Nut, 1"-14	F05010-117	1
15	Washer, 28 Zinc Flat	F81061-1	1
16	Fitting, C5205x4x4 Male	P09143	2



# HYDRAULIC SYSTEM

## Hydraulic Log Side Supports (L Type Frame)

### 9.11 Hydraulic Log Side Supports (L Type Frame)

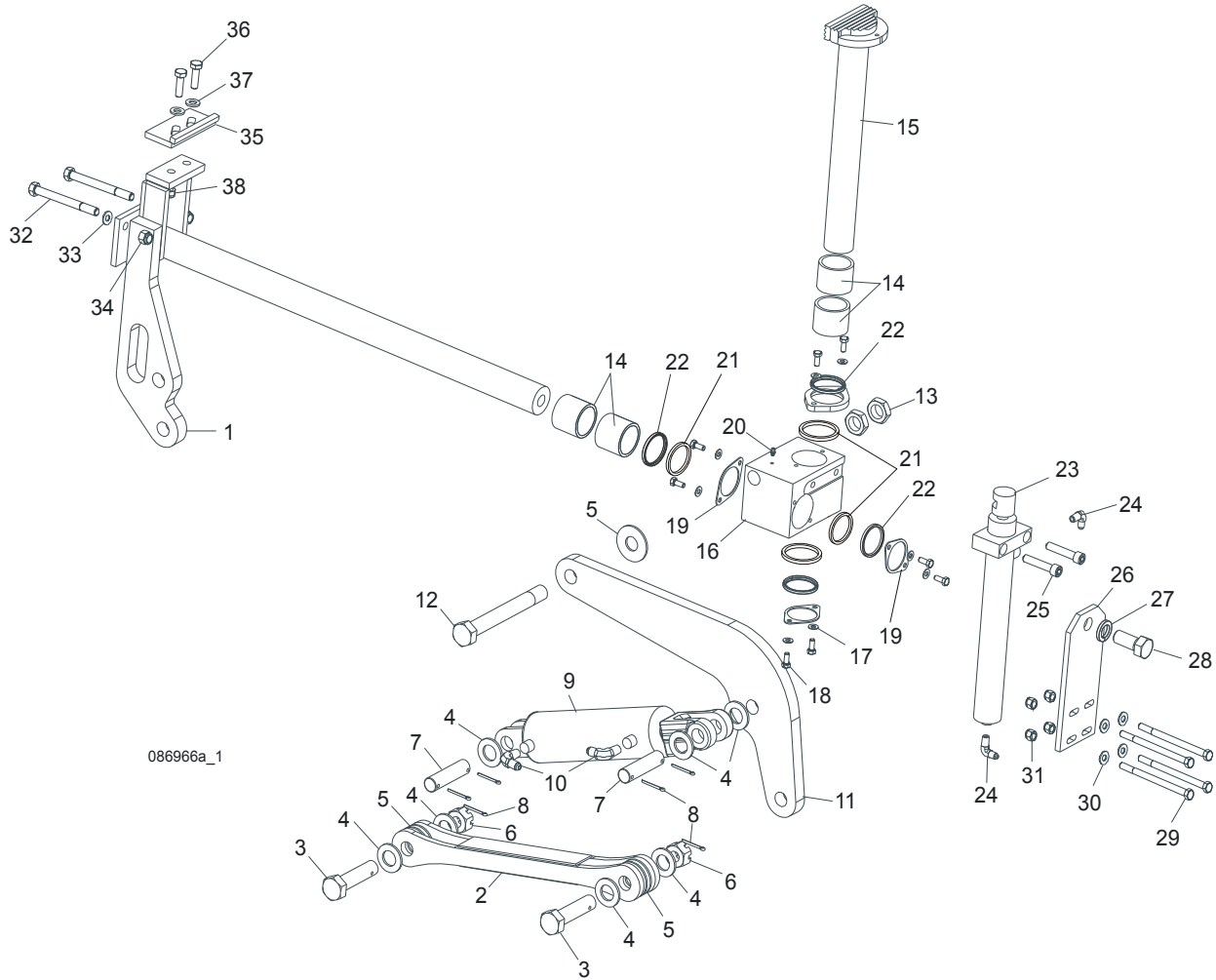


REF.	DESCRIPTION (◆ Indicates Parts Available In Assemblies Only)	PART #	QTY.
	<b>HYDRAULIC LOG SIDE SUPPORTS (L TYPE FRAME)</b>	093746	1
1	<b>SUPPORT, HYDRAULIC LOG SIDE</b>	091653-1	4
2	<b>PIN, LOG SIDE SUPPORT PIVOT</b>	091549-1	4
3	<b>PLATE, LOG SIDE SUPPORT END</b>	091591-1	4
4	<b>BOLT, M12X75-8.8 HEX HEAD ZINC</b>	F81004-21	8
5	<b>WASHER, 13 FLAT ZINC</b>	F81056-1	16
6	<b>NUT, M12-8 HEX NYLON ZINC LOCK</b>	F81034-2	12
7	<b>BOLT, M12 X 35-8.8 HEX HEAD FULL THREAD ZINC</b>	F81004-24	4
8	<b>WASHER, 15 SPECIAL FLAT ZINC</b>	F81057-3	4
9	<b>FITTING, 3/16" GREASE</b>	P04107	8
	<b>CYLINDER ASSY, 2x6 SIDE SUPPORT SUPER</b>	015561	1
10	Cylinder, CJ-S270-16-50/28/152 Hydraulic	088678	1
	Seal Kit, 6" x 2" Hydraulic Cylinder	P12954	1
11	Fitting, 3/8JIC-1/4NPT 90L	015491	2



12	Fitting, C3529x4 90° Pipe	P09140	4	
13	Fitting, C3759x4 Male 'T'	P09141	2	
14	Fitting, 3/8JIC-1/4NPT Str	015560	2	
15	Valve, Hydraulic Sequence	015484	2	
16	Fitting, 3/8" NPT - 1/4" NPT Reducer	015490	4	
17	<b>ROD, HYDRAULIC SIDE SUPPORT LINK L-1675 COMPLETE</b>	089842	1	
18	<b>ROD, HYDRAULIC SIDE SUPPORT LINK L-1480 COMPLETE</b>	089376	1	
19	<b>ROD, HYDRAULIC SIDE SUPPORT LINK L-1960 COMPLETE</b>	089377	1	
20	<b>PIN, CYLINDER MOUNT</b>	086979-1	2	
21	<b>WASHER, 28 FLAT ZINC</b>	F81061-1	3	
22	<b>WASHER, 26 FLAT ZINC DIN 1440</b>	F81054-8	1	
23	<b>PIN, 5 X 40 COTTER</b>	F81043-31	4	
	<b>ROLLER KIT, SIDE SUPPORT</b>	015109	4	
24	<b>ROLLER ASSEMBLY, SIDE SUPPORT</b>	015014-1	4	
25	<b>WASHER, 17 FLAT ZINC</b>	F81058-1	12	
26	<b>BOLT, M16x65MM, HH F/THRD, GRADE 5.8, ZINC</b>	F81006-1	4	
27	<b>WASHER, SPECIAL BOSART/2S, BN781 M12/13</b>	F81056-16	4	
28	<b>WASHER, SPECIAL BOSART/2S M12/12,3/30,3</b>	F81056-17	4	
	Instruction Sheet, Side Support Roller	015109-526	1	

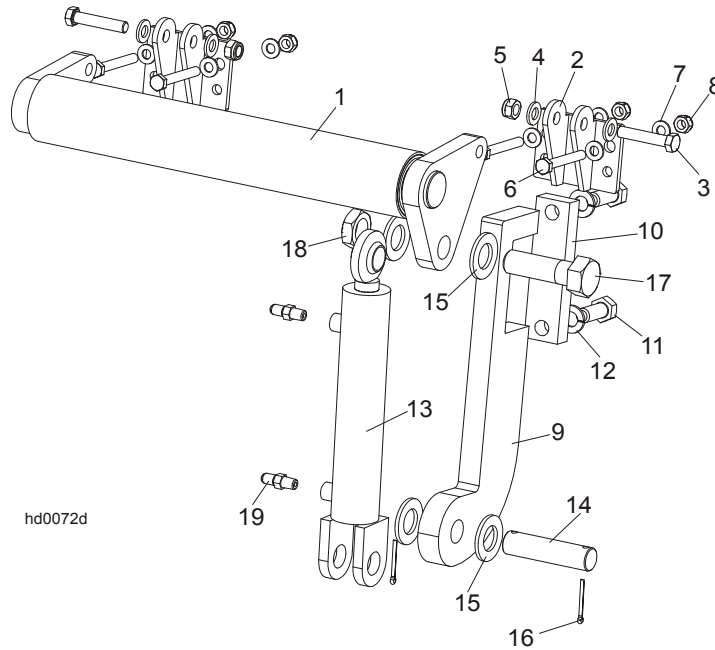
### 9.12 Hydraulic Log Clamp



REF	DESCRIPTION (◆ Indicates Parts Available In Assemblies Only)	PART #	QTY.
	<b>LOG CLAMP ASSEMBLY, TWO-PLANE</b>	088658	1
1	Rod Weldment, Log Clamp Slide Painted	086967-1	1
2	Arm Weldment, Hydraulic Clamp Link Painted	086963-1	1
3	Pin, B 24x95/85 Clevis Zinc	F81049-2	1
4	Washer, 25 Flat Zinc	F81061-3	8
5	Washer, 25x63 Zinc-Plated	088585-1	5
6	Nut, M20-8-3 Hex Slotted Castle Zinc	F81037-3	2
7	Pin, Hydraulic Cylinder Zinc-Plated	086979-1	2
8	Pin, 6.3x45 Cotter Zinc	F81045-2	6
9	Cylinder, CJ-S96-16-70/32/178 Hydraulic	088589	1
10	Fitting, 90° Male Elbow	P09142	2
11	Arm, Hydraulic Log Clamp Link Painted	086974-1	1
12	Bolt, M24x217/39 -8.8-B Hex Head Zinc	088586-1	1
13	Nut, M24 -04-B Hex Thin Zinc	F81039-3	2
14	Bushing, 5040BS Self-Lubricating	088660	2
15	Rod Weldment, Log Clamp Vertical Painted	088582-1	1
16	Block, Log Clamp Painted Steel	088591-1	1

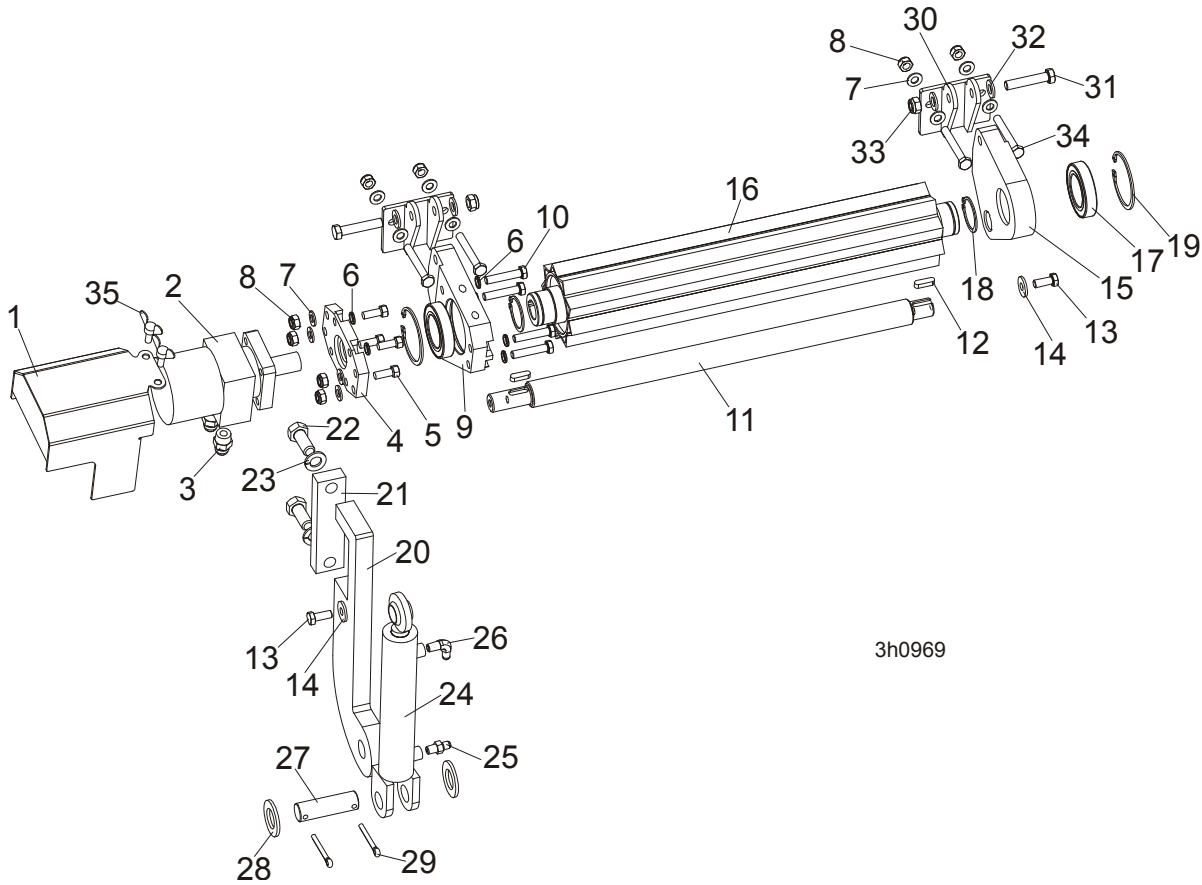
17	Washer, 8.4 Flat Zinc	F81054-1	8	
18	Bolt, M8x20-8.8-B Hex Head Full Thread Zinc	F81002-4	8	
19	Flange, Clamp Rod Wiper Painted	088887-1	3	
20	Fitting, 3/16" Straight Grease	P04107	1	
21	Spacer, Log Clamp	089324	1	
22	Wiper, ZZ 50x60x7 INCO Log Clamp Rod	088587	1	
23	Cylinder, CJ-S169-16-40/22/254 Hydraulic	088590	1	
24	Fitting, 90° Male Elbow	P09142	2	
25	Screw, M12x55-8.8-B Hex Socket Head Cap Zinc	F81004-23	2	
26	Plate, Log Clamp Mount Painted	086975-1	1	
27	Washer, Z 22.5 Split Lock Zinc	F81059-4	1	
28	Bolt, M22x1.5x40-8.8-B Hex Head Full Thread Zinc	F81009-1	1	
29	Bolt, M10 x 125-8.8 Hex Head Zinc	F81003-18	4	
30	Washer, 10.5 Flat Zinc	F81055-1	4	
31	Nut, M10-8-B Hex Nylon Zinc Lock	F81033-1	4	
32	Bolt, M12 x 140 8.8 Hex Head Zinc	F81004-37	2	
33	Washer, 13 Flat Zinc	F81056-1	2	
34	Nut, M12-8-B Hex Zinc	F81034-1	2	
	<b>STOP ASSEMBLY, LOG CLAMP</b>	K09485	1	
35	Stop Weldment, Hydraulic Log Clamp Painted	086980-1	1	
36	Bolt, M12 x 40 8.8 Hex Head Full Thread Zinc	F81004-4	2	
37	Washer, 13 Flat Zinc	F81056-1	2	
38	Nut, M12-8 Hex Nylon Zinc Lock	F81034-2	2	

### 9.13 Hydraulic Toe Board



REF.	DESCRIPTION (◆ Indicates Parts Available In Assemblies Only)	PART #	QTY.
	<b>HYDRAULIC TOE BOARD - REAR</b>	092634	1
1	Toe Board Weldment, Hydraulic - Rear	086253-1	1
2	Bracket, Hydraulic Toe Board	087903-1	2
3	Bolt, M12x60mm Hex Head Zinc Grade 8.8	F81004-5	4
4	Washer, M12 Flat Zinc	F81056-1	8
5	Nut, M12 Hex Nylon Zinc Lock	F81034-2	4
6	Bolt, M10x75-8.8 Hex Head Zinc	F81003-15	8
7	Washer, M10 Flat Zinc	F81055-1	16
8	Nut, M10 Hex Nylon Zinc Lock	F81033-1	8
9	Bracket, Hydraulic Toeboard Mount	087729-1	2
10	Plate, Hydraulic Toeboard Mount	090086-1	2
11	Bolt, M16x40mm Hex Head Full Thread Zinc Grade 5.8	F81006-13	4
12	Washer, 16.3 Split Lock Zinc	F81058-2	4
13	Cylinder, CJ-S170-16-40/25/152 Hydraulic	088681	2
14	Pin, Cylinder Mount	086979-1	2
15	Washer, 28 Flat Zinc	F81061-1	8
16	Pin, 3/16x1.5 Cotter Zinc	F05012-23	4
17	Bolt, 1-8x3 1/4 Hex Head Grade 5	F05009-51	2
18	Nut, 1-14 Hex Jam Unplated	F05010-117	2
19	Fitting, 1/4NPTx1/4JIC Male	P09143	4

**9.14 Power Toe Roller (Option)**



3h0969

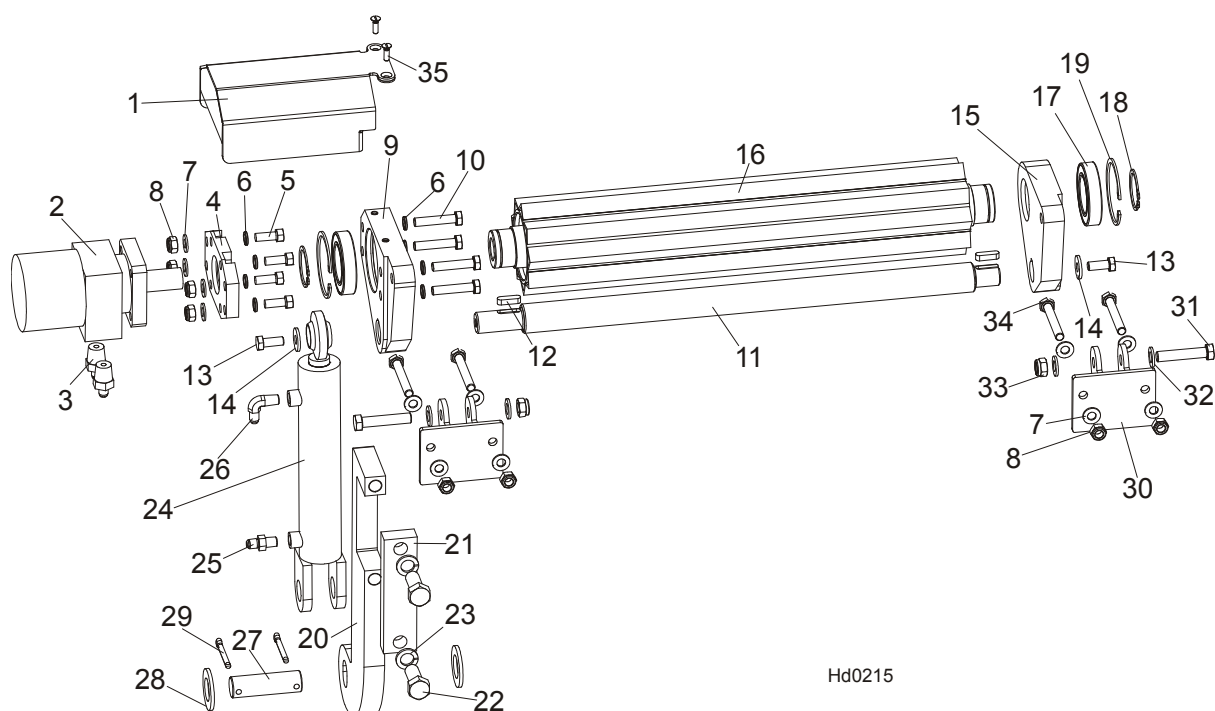
REF.	DESCRIPTION (◆ Indicates Parts Available In Assemblies Only)	PART#	QTY.
	<b>POWER ROLLER</b>	<b>507649</b>	<b>1</b>
1	Cover, Hydraulic Motor	096037-1	1
2	Motor, MG06-13-13AAAB Hydraulic	P21506	1
3	Fitting, 1/2-14NPT/ 7/16-20UNF	096919	2
4	Plate, Hydraulic Motor Mount	096030-1	1
5	Screw, 3/8-16x1, HHC	F05007-7	4
6	Washer, 10.2 Split Lock Zinc	F81055-2	4
7	Washer, 10,5 Flat Zinc	F81055-1	12
8	Nut, M10-8-B Nylon Hex Zinc Lock	F81033-1	8
9	Bracket, Side w/HydroMotor Connector	096029-1	1
10	Bolt, M10x50-8.8-Hex Head Full Thread Zinc	F81003-4	4
11	Rod	096034	1
12	Key, A8x7x28 Parallel	096035	2
13	Bolt, M10x25 8.8 Hex Head Full Thread Zinc	F81003-31	2
14	Washer, 10,5 Zinc Flat Special	F81055-6	2
15	Bracket	096031-1	1
16	Roller, Pivot - Wldmt	096028-1	1
17	Bearing, 6009.2RSR	096025	2
18	Ring, Z 45 Spring Retaining	F81090-32	2
19	Ring, W 75 Spring Retaining	F81090-41	2
20	Bracket, Hydraulic Toe Board Mount	089990-1	1

# 9 HYDRAULIC SYSTEM

## Power Toe Roller (Option)

21	Plate, Hydraulic Toe Board Mount	090086-1	1	
22	Bolt, M16x40-8.8 Hex Head Full Thread Zinc	F81006-13	2	
23	Washer, 16,3 Split Lock Zinc	F81058-2	2	
	Cylinder, Hydraulic Toe Boards	085937	1	
24	Cylinder, CJ-S170-16-40/25/152 Hydraulic	088681	1	
25	Fitting, C5205x4x4 Male	P09143	1	
26	Fitting, 1/4NPTx1/4JIC Male Elbow	P09142	1	
27	Pin, Hydraulic Cylinder Zinc	086979-1	1	
28	Washer, 28 Flat Zinc	F81061-1	2	
29	Pin, S-Zn 6,3x45	F81045-2	2	
30	Bracket, Toe Board Roller Mount	087903-1	2	
31	Bolt, M12x60-8.8 Hex Head Zinc	F81004-5	2	
32	Washer, 13 Zinc Flat	F81056-1	4	
33	Nut, M12-8 Hex Nylon Zinc Lock	F81034-2	2	
34	Bolt, M10x75-8.8-Hex Head Zinc	F81003-15	4	
35	Stud, M6x16 Wing	F81001-16	2	

### 9.15 Power Toe Roller (Option)



Hd0215

REF.	DESCRIPTION (◆ Indicates Parts Available In Assemblies Only)	PART#	QTY.	
	<b>POWER ROLLER</b>	<b>507688</b>	<b>1</b>	
1	Cover, Hydraulic Motor	507690-1	1	
2	Motor, MG06-13-13AAAB Hydraulic	P21506	1	
3	Fitting, 1/2-14NPT/ 7/16-20UNF	096919	2	
4	Plate, Hydraulic Motor Mount	096030-1	1	
5	Screw, 3/8-16x1, HHC	F05007-7	4	
6	Washer, 10.2 Split Lock Zinc	F81055-2	4	
7	Washer, 10,5 Flat Zinc	F81055-1	12	

8	Nut, M10-8-B Nylon Hex Zinc Lock	F81033-1	8	
9	Bracket, Side w/HydroMotor Connector	507684-1	1	
10	Bolt, M10x50-8.8-Hex Head Full Thread Zinc	F81003-4	4	
11	Rod	096034	1	
12	Key, A8x7x28 Parallel	096035	2	
13	Bolt, M10x25 8.8 Hex Head Full Thread Zinc	F81003-31	2	
14	Washer, 10,5 Zinc Flat Special	F81055-6	2	
15	Bracket, Side Painted	507687-1	1	
16	Roller, Pivot - Wldmt	096028-1	1	
17	Bearing, 6009.2RSR	096025	2	
18	Ring, Z 45 Spring Retaining	F81090-32	2	
19	Ring, W 75 Spring Retaining	F81090-41	2	
20	Plate, Toe Board Cylinder Mount	087729-1	1	
21	Plate, Hydraulic Toe Board Mount	090086-1	1	
22	Bolt, M16x40-8.8 Hex Head Full Thread Zinc	F81006-13	2	
23	Washer, 16,3 Split Lock Zinc	F81058-2	2	
	Cylinder, Hydraulic Toe Boards	085937	1	
24	Cylinder, CJ-S170-16-40/25/152 Hydraulic	088681	1	
25	Fitting, C5205x4x4 Male	P09143	1	
26	Fitting, 1/4NPTx1/4JIC Male Elbow	P09142	1	
27	Pin, Hydraulic Cylinder Zinc	086979-1	1	
28	Washer, 28 Flat Zinc	F81061-1	2	
29	Pin, S-Zn 6,3x45	F81045-2	2	
30	Bracket, Toe Board Roller Mount	087903-1	2	
31	Bolt, M12x60-8.8 Hex Head Zinc	F81004-5	2	
32	Washer, 13 Zinc Flat	F81056-1	4	
33	Nut, M12-8 Hex Nylon Zinc Lock	F81034-2	2	
34	Bolt, M10x75-8.8-Hex Head Zinc	F81003-15	4	
35	Screw, M6x20- 4.8-B Fe/Zn5 PN-85/M-8220	F81001-31	2	