

Wood-Mizer®

Parts Manual

LT20L AH

rev. E1.06



Safety is our #1 concern! Read and understand all safety information and instructions before operating, setting up or maintaining this machine.

Form #933

Table of Contents

Section-Page

SECTION 1	GENERAL INFORMATION	1-1
1.1	How To Use The Parts List	1-1
1.2	Sample Assembly	1-1
SECTION 2	BLADE GUIDE ROLLERS & ARM	2-1
2.1	Blade Guide Assembly, Idle Side.....	2-1
2.2	Blade Guide Assembly, Drive Side.....	2-3
2.3	Blade Guide Arm & Rollers.....	2-4
2.4	Blade Guide Arm Drive Assembly.....	2-5
SECTION 3	BLADE WHEELS & TENSIONER	3-1
3.1	Blade Wheel Assembly, Drive Side	3-1
3.2	Blade Wheel Assembly, Idle Side	3-3
3.3	Blade Tensioner Assembly	3-4
SECTION 4	SAW HEAD	4-1
4.1	Middle Throat Screw	4-1
4.2	Drive Belt Tensioner, DC Sawmills	4-1
4.3	Water Lube Assembly	4-3
4.4	Blade Lube System.....	4-4
4.5	LT20AC Saw Head Decals	4-5
4.6	LT20DC Saw Head Decals	4-7
4.7	Blade Housing Cover	4-9
4.8	Control Box (AC Sawmills)	4-11
4.9	Control Box (DC Sawmills).....	4-13
4.10	Drum Switches	4-15
4.11	Sawdust Chute.....	4-16
4.12	Up/Down Cable Chain Assembly	4-17
4.13	LT20 Saw Head Rest Pin Assembly	4-18
4.14	Saw Head Rest Pin Assembly (LT20ME15SAH3 - 1.8 Sawmills).....	4-19
4.15	Saw Head Rest Pin Assembly (LT20ME15SAH7-2.2 Sawmills).....	4-20
4.16	Saw Head Rest Pin Assembly (LT20MD22SDH7-2.5 Sawmills)	4-21
SECTION 5	UP/DOWN ASSEMBLY	5-1
5.1	Up/Down Assembly, AC Mills	5-1
5.2	Up/Down Assembly, DC Mills	5-3
5.3	Up/Down Chain Tensioner Assembly.....	5-5
5.4	Battery Box Assembly (DC Sawmills)	5-6

Table of Contents

Section-Page

SECTION 6 UP/DOWN ROLLERS & BLADE HEIGHT SCALE	6-1
6.1 Up/Down Rollers.....	6-1
6.2 Blade Height Scale	6-3
6.3 Limit Switches.....	6-5
SECTION 7 POWER FEED & TRACK ROLLERS	7-1
7.1 Power Feed Assembly, AC Mills	7-1
7.2 Power Feed Assembly, DC Mills	7-3
7.3 Upper Track Rollers And Wipers	7-5
7.4 Lower Track Rollers	7-7
SECTION 8 BED FRAME ASSEMBLY	8-1
8.1 Bed Rail Assembly, Front	8-1
8.2 Bed Rail Assembly, Rear	8-2
8.3 Bed Rail Assembly, Front Middle	8-3
8.4 Bed Rail Assembly, Rear Middle	8-4
8.5 Clamp Mount Assembly, Front (A/DH5/7).....	8-5
8.6 Clamp Mount Assembly, Rear (A/DH5/7).....	8-6
8.7 Leg, Stationary	8-7
8.8 Board Removal Assembly, "M" Frame Stationary Sawmills with A/DH1-3 Hydraulics (Option)	8-9
8.9 Board Removal Assembly, "M" Frame Portable Sawmills with A/DH1-3 Hydraulics (Op- tion)	8-11
8.10 Board Removal Assembly, "M" Frame Sawmills with A/DH4-7 Hydraulics (Option).....	8-12
8.11 Board Return Table (LT70M Option)	8-13
8.12 Board Return Table (LT70M A/DH4-7 Option)	8-15
8.13 Long Table	8-17
8.14 Board Return Assembly - LT70S Long Table	8-19
8.15 Board Return Assembly - LT70M-ST Dual Table	8-21
8.16 Board Return Assembly - LT70M-ST AH4-7/DH4-7 Dual Table	8-22
8.17 Pivot Bed Rail Assembly.....	8-23
8.18 Log Side Support Assembly (Manual)	8-24
8.19 LT40/70 S/M/Super Saw Head Rest Pin Assembly	8-25
8.20 Wall Mount Remote Set (Cutting Length of 6.5 m).....	8-26
8.21 Wall Mount Remote Set (Cutting Length of 6.5-10 m)	8-27
8.22 Remote Set Post.....	8-28
8.23 Guide Rail Support Post	8-30
8.24 4-Post Remote Set	8-32
8.25 5-Post Remote Set	8-33
8.26 Bed Frame Decals	8-34
8.27 Tie Down Chain Assembly	8-35

Table of Contents

Section-Page

SECTION 9 HYDRAULIC SYSTEM

9-1

9.1 Hydraulic Hoses 9-1
Protective Conduits, LT70 Series A/DH Hydraulic Hoses

9.2 Hydraulic Control Box, LT40/70 AH-7 (Option) 9-3
9.3 Hydraulic Control Box, 11-Section LT 20/40/70 AC (Option) 9-5
9.4 Hydraulic Hose Kit, AH "M" Frame Sawmills MBX12/24H1-6 9-8
9.5 Hydraulic Hose Hanger Kit, "M" Frame (AH1-3) MBX12/24H1-4 9-9
9.6 Hydraulic Hose Hanger Kit, "M" Frame (AH4-7) MBX12/24H5-6 9-10
9.7 Hydraulic Control Box, 16-Section LT20/40/70 AC 9-11
9.8 Hydraulic Control Box, 10-Section LT20/40/70 AC 9-14
9.9 Hydraulic Control Box, LT70 Series AH3 9-17
9.10 Hydraulic Control Box, LT70 Series AH5/7 9-19
9.11 Hydraulic Power Supply Strip 9-21
9.12 Hydraulic Log Loader 9-23
9.13 Hydraulic Log Loader, Extended for "S", "M" and "M Super" Frames with 2.5 t. and 2.6 t.

Trailer 9-25

9.13 9-25
9.13 9-25
9.14 Hydraulic Log Turner 9-26
9.15 Hydraulic Log Side Supports (S/M Type Frame) 9-28
9.16 Hydraulic Pull-Down Clamp 9-30
9.17 Hydraulic Log Clamp 9-32
9.18 Hydraulic Toe Board 9-34
9.19 Power Toe Roller (Option) 9-35

SECTION 1 GENERAL INFORMATION

1.1 How To Use The Parts List

- Use the index above to locate the assembly that contains the part you need.
- Go to the appropriate section and locate the part in the illustration.
- Use the number pointing to the part to locate the correct part number and description in the table.
- Parts shown indented under another part are included with that part.
- Parts marked with a diamond (◆) are only available in the assembly listed above the part.

See the sample table below. Sample Part #A01111 includes part F02222-2 and subassembly A03333. Subassembly A03333 includes part S04444-4 and subassembly K05555. The diamond (◆) indicates that S04444-4 is not available except in subassembly A03333. Subassembly K05555 includes parts M06666 and F07777-77. The diamond (◆) indicates M06666 is not available except in subassembly K05555.

1.2 Sample Assembly				
REF.	DESCRIPTION (◆ Indicates Parts Available In Assemblies Only)	PART #	QTY	
	Sample Assembly, Complete (Includes All Indented Parts Below)	A01111	1	
1	Sample Part	F02222-22	1	
	Sample Subassembly (Includes All Indented Parts Below)	A03333	1	
2	Sample Part (◆ Indicates Part Is Only Available With A03333)	S04444-4	1	◆
	Sample Subassembly (Includes All Indented Parts Below)	K05555	1	
3	Sample Part (◆ Indicates Part Is Only Available With K05555)	M06666	2	◆
4	Sample Part	F07777-77	1	

To Order Parts:

- From Europe call our European Headquarters and Manufacturing Facility in Kolo, Poland at **+48-63-2626000**. From the continental U.S., call our toll-free Parts hotline at **1-800-525-8100**. Have your customer number, vehicle identification number, and part numbers ready when you call. From other international locations, contact the Wood-Mizer distributor in your area for parts.

Office Hours:

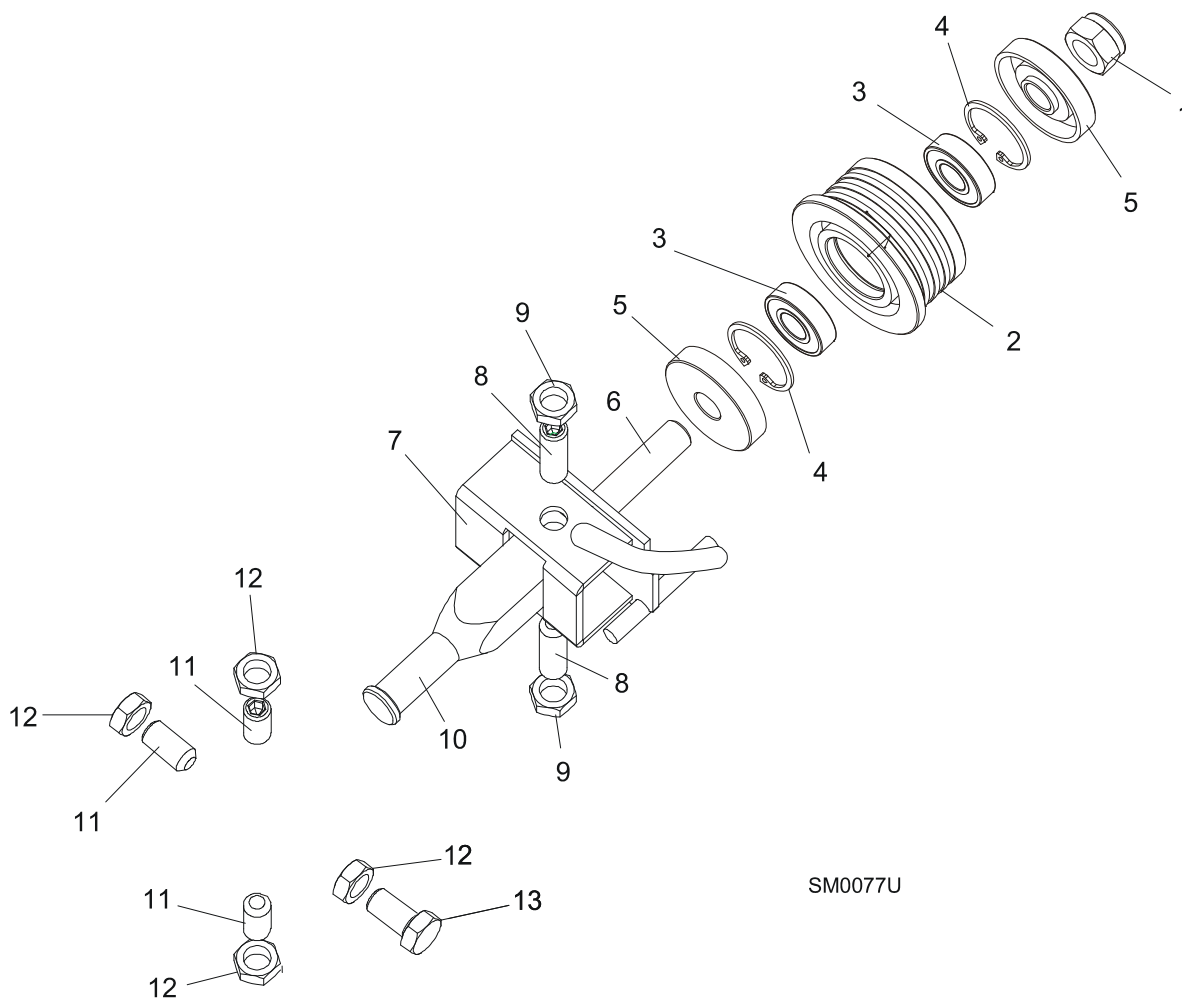
Country	Monday - Friday	Saturday	Sunday
Poland	7-15	Closed	Closed
US	8 a.m.- 5 a.m.	8 a.m.- 12 p.m.	Closed



CAUTION! It is strongly recommended that only original spare parts be used.

SECTION 2 BLADE GUIDE ROLLERS & ARM

2.1 Blade Guide Assembly, Idle Side



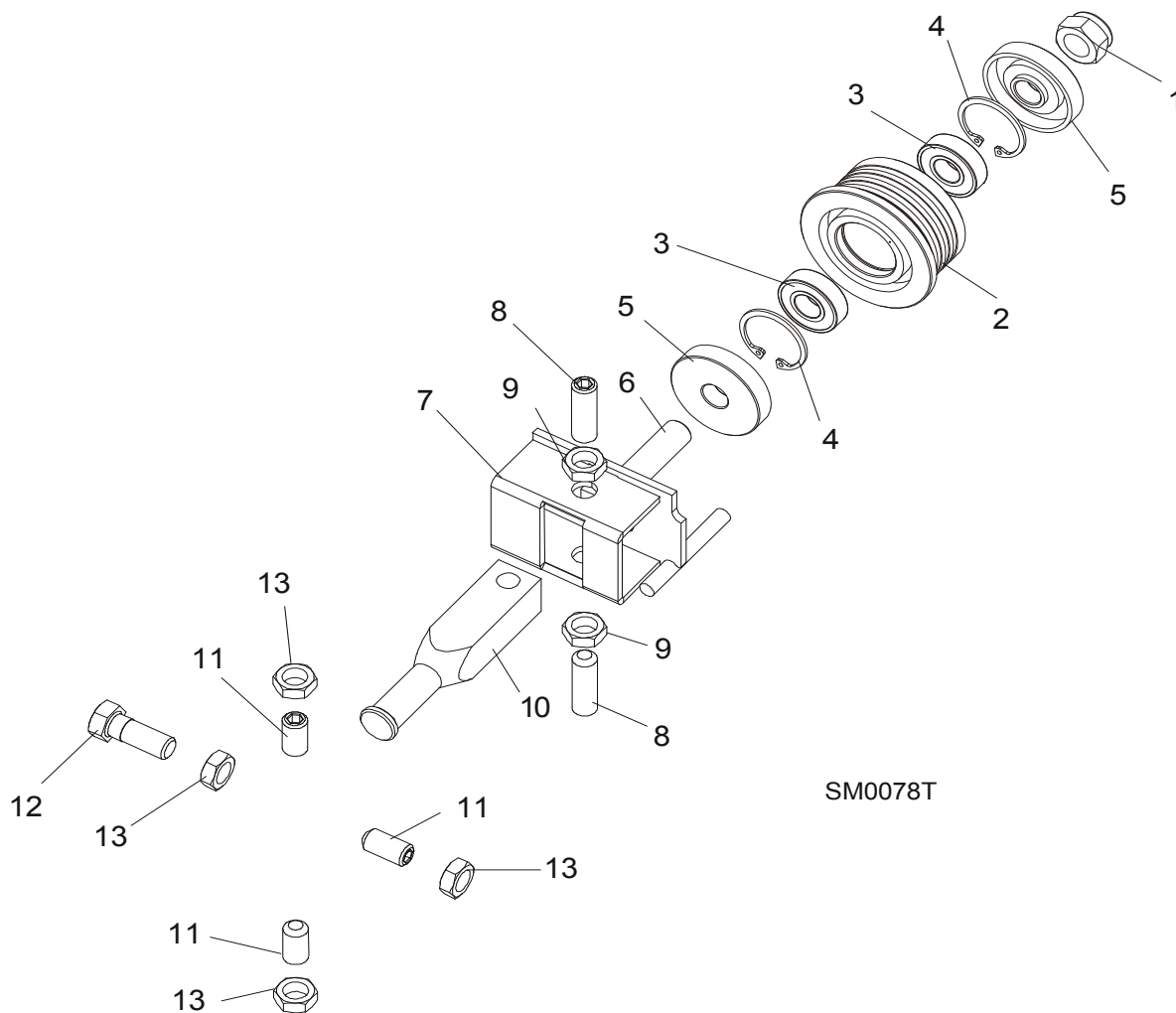
REF.	DESCRIPTION (◆ Indicates Parts Available In Assemblies Only)	PART #	QTY	
	BLADE GUIDE ASSEMBLY, IDLE SIDE	094683	1	
	Roller, Blade Guide Complete Standard	087887	1	
1	Nut, M12-8 Hex Nylon Zinc Lock	F81034-2	1	
2	Roller, Blade Guide Narrow	087889	1	◆
3	Bearing, 6001 2RSR FAG	087893	2	
4	Ring, W28 Inside Retaining	F81090-9	1	
5	Washer, Zinc-plated Spacer	087891-1	2	
6	Shaft, Blade Guide Roller Zinc-plated	087763-1	1	
7	Bracket Weldment, Idle Side Blade Guide Painted	094681-1	1	
8	Screw, M10x1x40 DIN 913 A2-70 Set Stainless Steel	F81015-2	2	
9	Nut, M10x1-04-ST-A2 ISO 8675 Thin	F81033-10	2	
10	Shaft, Blade Guide Mount Zinc-plated	503588-1	1	

11	SCREW, M10X1X25 DIN 913 SET STAINLESS STEEL	F81015-4	3	
12	NUT, M10x1-04-ST-A2 ISO 8675 THIN	F81033-10	4	
13	BOLT, M10X1X25 DIN 933 STAINLESS STEEL	F81003-28	1	

2 Blade Guide Rollers & Arm

Blade Guide Assembly, Drive Side

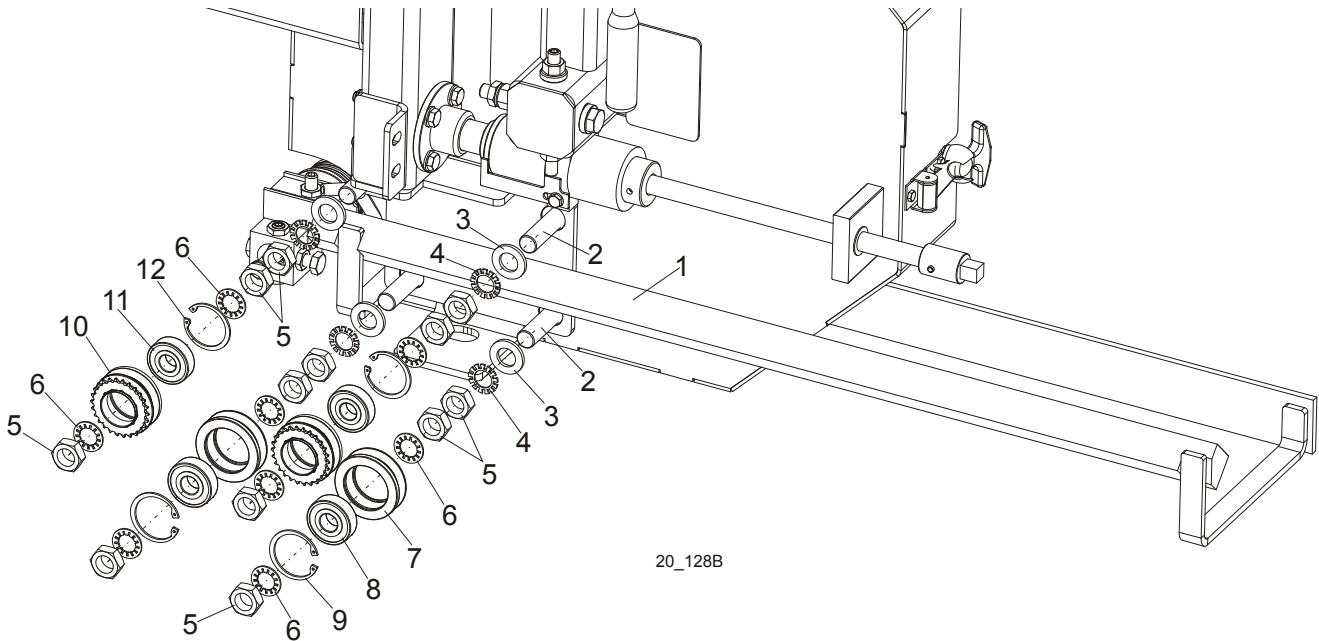
2.2 Blade Guide Assembly, Drive Side



REF.	DESCRIPTION (◆ Indicates Parts Available In Assemblies Only)	PART #	QTY
	BLADE GUIDE ASSEMBLY, DRIVE SIDE	094682	1
	Roller, Blade Guide Complete Standard	087887	1
1	Nut, M12-8 Hex Nylon Zinc Lock	F81034-2	1
2	Roller, Blade Guide Narrow	087889	1 ◆
3	Bearing, 6001 2RSR FAG	087893	2
4	Ring, W28 Inside Retaining	F81090-9	1
5	Washer, Zinc-plated Spacer	087891-1	2
6	Shaft, Blade Guide Roller Zinc-plated	087763-1	1
7	Bracket Weldment, Blade Guide Painted	094679-1	1
	Screw Kit, Blade Guide Adjustment w/Nuts (for two blade guide assemblies)	K09942	1
8	Screw, M10x1x40 DIN 913 A2-70 Set Stainless Steel	F81015-2	2
9	Nut, M10x1-04-ST-A2 ISO 8675 Thin	F81033-10	2
10	Shaft, Blade Guide Mount Zinc-plated	503588-1	1
11	SCREW, M10X1X25 DIN 913 SET STAINLESS STEEL	F81015-4	3

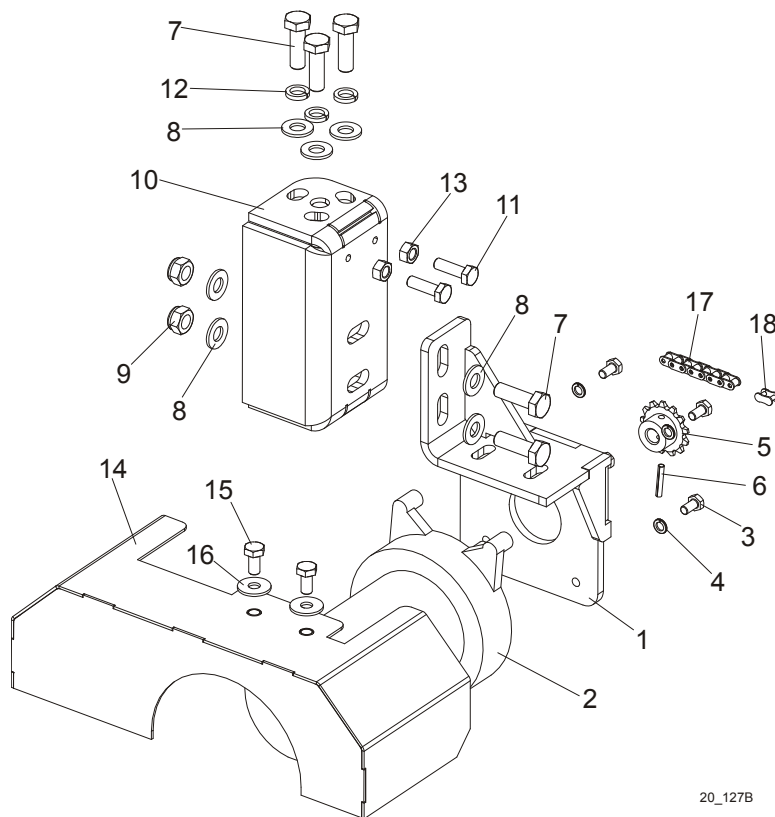
12	BOLT, M10X1X25 DIN 933 STAINLESS STEEL	F81003-28	1	
13	NUT, M10x1-04-ST-A2 ISO 8675 THIN	F81033-10	4	

2.3 Blade Guide Arm & Rollers



REF.	DESCRIPTION (◆ Indicates Parts Available In Assemblies Only)	PART #	QTY	
1	BLADE GUIDE ARM WELDMENT	096397-1	1	
2	BOLT, BLADE GUIDE ARM ROLLER CAM	086508-1	4	
3	WASHER, M16,FLAT ZINC	F81058-1	4	
4	WASHER, 5/8" EXTERNAL STAR	F05011-26	4	
5	NUT, 5/8-18 HEX JAM	F05010-11	12	
6	WASHER, 5/8" INTERNAL STAR	F05011-25	8	
	ROLLER ASSY, BLADE GUIDE ARM WITH BEARING	093855	2	
7	Roller, Blade Guide Arm V-Groove	093856-1	1	◆
8	Bearing, 6203 2RSP6-5/8 CX	095087	1	
9	Ring, W40 Retaining	F81090-3	1	
	ROLLER ASSY, BLADE GUIDE ARM DRIVE W/SPROCKET COMPLETE	501496	2	
10	Roller, Blade Guide Arm Drive w/Sprocket	501495-1	1	◆
11	Bearing, 6203-2 RSP6-5/8 CX	095087	1	
12	Ring, W40 Spring Retaining	F81090-3	1	

2.4 Blade Guide Arm Drive Assembly



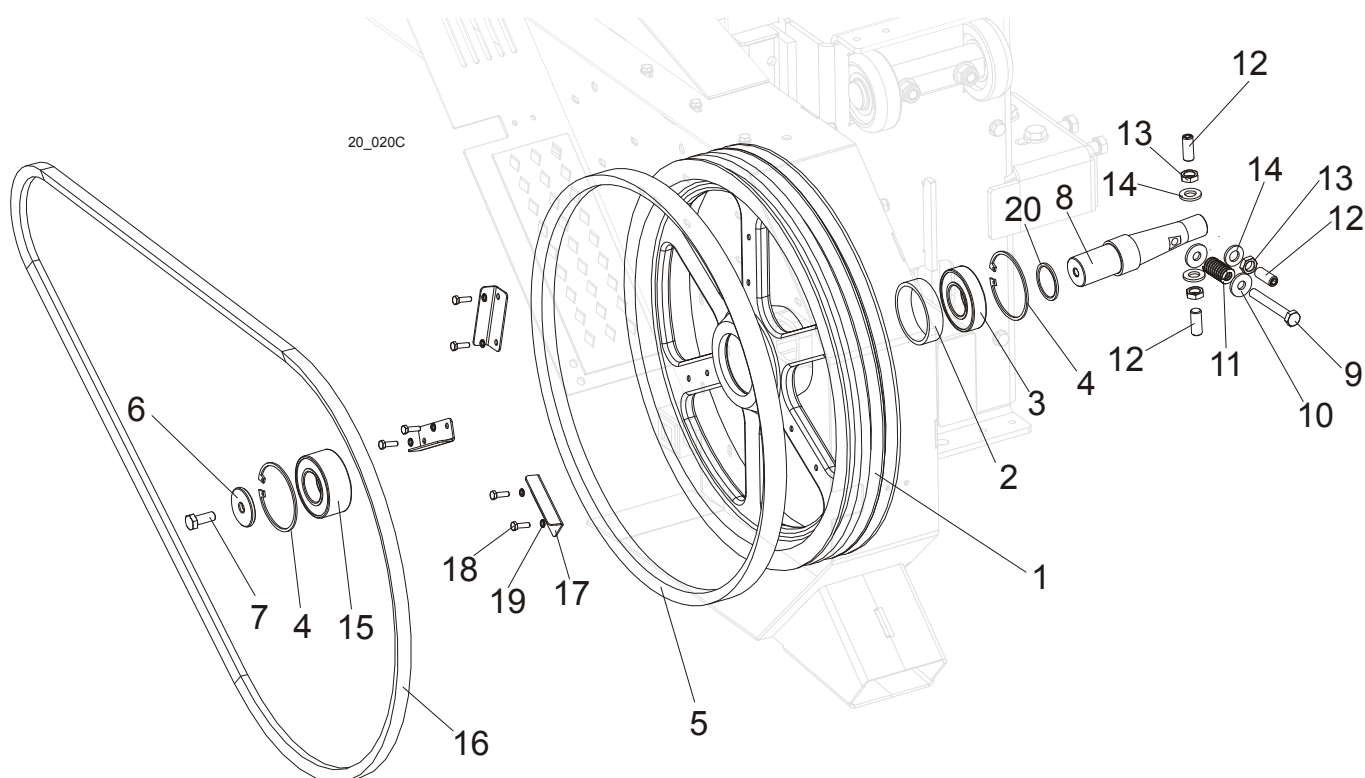
20_127B

REF.	DESCRIPTION (◆ Indicates Parts Available In Assemblies Only)	PART #	QTY
	DRIVE ASSEMBLY, BLADE GUIDE ARM	096396	1
1	BRACKET, BLADE GUIDE ARM MOTOR MOUNT	096390-1	1
2	Motor, Current Applications 1/30HP 12VDC Gear	079214	1
	Shaft Kit, Gear Motor Replacement (Current Application)	061233	1
	Brush Kit, Gear Motor Replacement (Current Application)	061234	1
	Gear Kit, Motor Replacement (Current Application)	061232	1
3	SCREW, 10-32X1/2 HH MACHINE	F05004-60	4
4	WASHER, 5.1 SPLIT LOCK	F81052-2	4
5	SPROCKET, 25B13X.3130	P09970	1
6	PIN, 1/8X3/4 ROLL	F05012-6	1
7	BOLT, M8x25-8.8-B HEX HEAD FULL THREAD ZINC	F81002-5	5
8	WASHER, 8.4 FLAT ZINC	F81054-1	7
9	NUT, M8-8-B HEX NYLON ZINC LOCK	F81032-2	2
10	BRACKET, BLADE GUIDE ARM DRIVE	501265-1	1
11	BOLT, M6x20-8.8 HEX HEAD FULL THREAD ZINC	F81001-2	2
12	WASHER, 8.2 SPLIT LOCK	F81054-4	3
13	NUT, M6-8.8 HEX GRADE 5 ZINC	F81031-1	2
14	COVER, LT20 BLADE GUIDE ARM MOTOR	097424-1	1
15	BOLT, M6X12MM HEX HEAD ZINC	F81001-7	2
16	WASHER, 6.5 FLAT ZINC	F81053-11	2
17	CHAIN, 20 1/4IN #25	P09984	1

18	LINK, 25 MASTER	P09983	1	
----	-----------------	--------	---	--

SECTION 3 BLADE WHEELS & TENSIONER

3.1 Blade Wheel Assembly, Drive Side



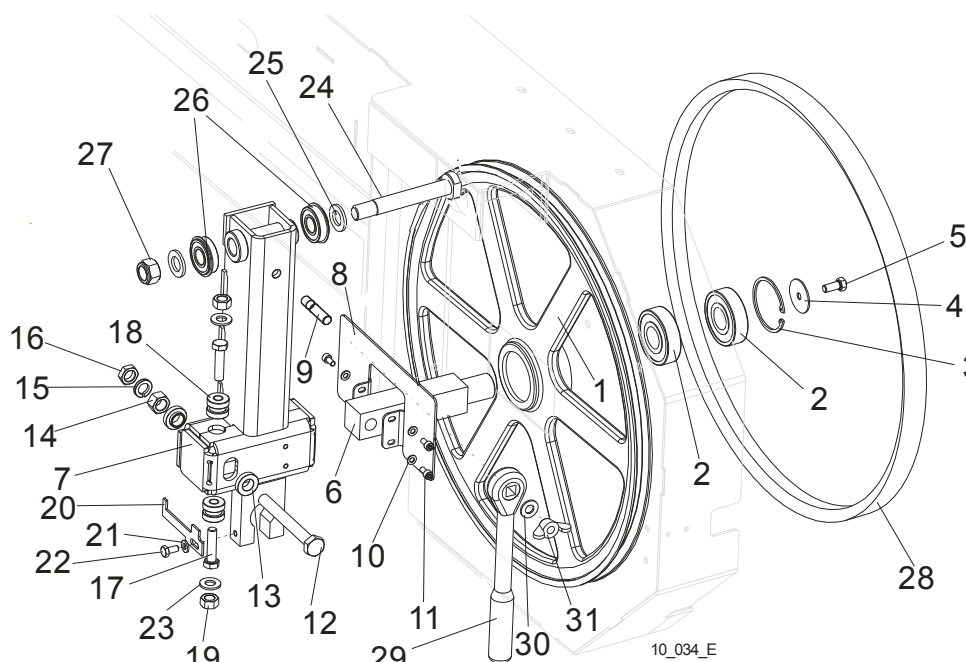
REF.	DESCRIPTION (◆ Indicates Parts Available In Assemblies Only)	PART #	QTY
	BLADE WHEEL ASSEMBLY, LT20 DRIVE SIDE	091612	1
1	Wheel, LT20 Drive Side Blade	090646-1	1
2	Bushing, Bearing Spacer	096778	1
3	Bearing, 6207 2RS 35x72x17 FAG	014811	1
4	Ring, W72 Retaining	F81090-4	2
5	Belt, B57 Blade Wheel	P04185-2	1
6	Washer, Drive Side Blade Wheel	092006	1
7	Bolt, M10x25-8.8 Hex Head Full Thread Zinc	F81003-11	1
8	Shaft, LT15/20 Drive Side Blade Wheel	093850	1
9	Bolt, M10X65-8.8-B Hex Head Zinc	F81003-67	1
10	Washer, Zinc	098813-1	2
11	Spring, 19x38 Compression	034430	1
12	Screw, M12x1,25x30 DIN913 Set	F81016-1	4
13	Washer, 13 Flat Zinc	F81056-1	4
14	Nut, M12x1,25 DIN439 Thin Stainless Steel	F81034-9	4
15	Bearing, 3207B, 2RSR. TVH FAQ	092005	1
16	Drive Belt, 2BX81, AC Sawmills (E11, E15) Drive Belt, 2BX84, DC Sawmills (D17, D22 & G25)	014819-2 (AC) 088110 (DC)	1 2
17	Wing	097808-1	3
18	Bolt, M6x20mm, HH, Full Thread, Zinc	F81001-2	6
19	Washer, M6 Split Lock Zinc	F81053-3	6

20	Washer, ϕ 35 Special	091851	1	
----	---------------------------	--------	---	--

3 Blade Wheels & Tensioner

Blade Wheel Assembly, Idle Side

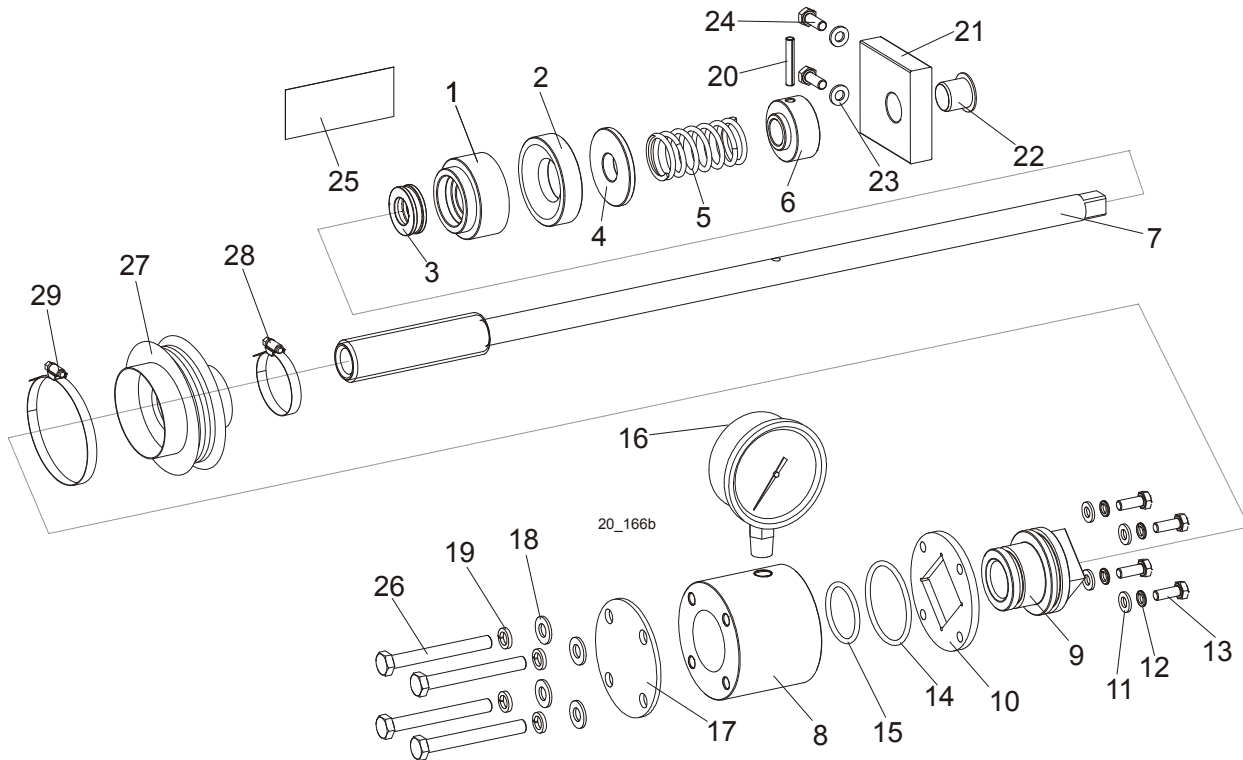
3.2 Blade Wheel Assembly, Idle Side



REF.	DESCRIPTION (◆ Indicates Parts Available In Assemblies Only)	PART #	QTY
	WHEEL ASSEMBLY, IDLE SIDE BLADE	A08218	1
1	WHEEL ASSEMBLY, 18.62" BLADE IDLE SIDE	P08125	1
2	BEARING, 6305 2RS NSK IDLE SIDE WHEEL	P08066	2
3	RING, 2 7/16" INSIDE RETAINING	F04254-21	1
	HOUSING, LT10 & LT15 IDLER SHAFT, COMPLETE	100180	1
4	WASHER, IDLE SIDE WHEEL RETAINING	093854-1	1
5	BOLT, M8X25-8.8-B HEX HEAD FULL THREAD ZINC	F81002-5	1
6	SHAFT, IDLE SIDE BLADE WHEEL (METRIC)	096045	1
	HOUSING, IDLER SHAFT COMPLETE	508145	1
7	HOUSING, IDLER SHAFT WELDED/PAINTED	508144-1	1
8	COVER, HOUSING, IDLER SHAFT COMPLETE PAINTED	508128-1	1
9	BOLT M10X35-8.8	F81003-9	1
10	WASHER, 5.3 FLAT ZINC	F81052-1	3
11	SCREW, M5x10 DIN912 A2-70 HEX SOCKET HEAD	F81000-23	3
12	BOLT, M12X1,25X100-8.8 HEX HEAD FULL THREAD ZINC	F81004-41	1
13	WASHER, FLANGED ZINC-PLATED	086769-1	2
14	NUT, M12X1,25 -8 HEX ZINC	F81034-8	1
15	WASHER, 12.2 SPLIT LOCK ZINC	F81056-2	1
16	NUT, M12x1.25 DIN439 THIN STAINLESS STEEL	F81034-5	1
17	BOLT, M10 X 40-8.8 Fe/Zn5, PN-M/82105	F81003-16	2
18	BUSHING, M10 IDLER SHAFT HOUSING	086987	2
19	NUT, M10-8-B HEX HEAD ZINC	F81033-3	2
20	INDICATOR, LT15/LT20 PTD BLADE TENSION	092467-1	1
21	WASHER, 6.4 FLAT ZINC	F81053-1	1
22	BOLT, M6x12-8.8 HEX HEAD FULL THREAD ZIN	F81001-7	1
23	WASHER, 10.5 FLAT ZINC	F81055-1	2
24	PIN, IDLER ARM MOUNT	086404	1

25	WASHER, 17 FLAT ZINC	F81058-1	2	
26	BEARING, 6203-2RS NR NSK W/SNAP RING	086395	2	
27	NUT, M16-8 HEX NYLON ZINC LOCK	F81036-2	1	
28	V-BELT, B57	P04185-2	1	
29	WRENCH, LT20 BLADE TENSION	091620	1	
30	WASHER, 10.5 FLAT ZINC	F81055-1	1	
31	NUT WING M10	F81033-8	1	

3.3 Blade Tensioner Assembly




REF.	DESCRIPTION (◆ Indicates Parts Available In Assemblies Only)	PART #	QTY	
	COMPLETE BLADE TENSIONER	510640	1	
1	HOUSING, BALL THRUST BEARING	510635	1	
2	SOCKET, BEARING HOUSING	510634-1	1	
3	BEARING, 51103. BALL THRUST	086675	1	
4	WASHER	510633-1	1	
5	SPRING, n3mm	088992	1	
6	BUSHING, BLADE TENSIONER SCREW	510636-1	1	
7	SCREW, BLADE TENSIONER ZINC-PLATED	510650-1	1	
	CYLINDER ASSEMBLY	510641	1	
8	CYLINDER	510657-1	1	
9	PISTON	510638	1	
10	PLATE, CYLINDER	510490-1	1	
11	WASHER, 6.4 FLAT ZINC	F81053-1	4	
12	WASHER, Z 6.1 SPLIT LOCK ZINC	F81053-3	4	
13	BOLT, M6x16-8.8 HEX HEAD FULL THREAD ZINC	F81001-15	4	
14	O-RING, 46.2x3	510646	1	

15	O-RING, 32.2x3	510647	1	
16	GAUGE, 3000psi/200 bar OIL PRESSURE	505176	1	
17	PLATE, CYLINDER COVER	510642-1	1	
18	WASHER, 8.4 FLAT ZINC	F81054-1	4	
19	WASHER, 8.2 SPLIT LOCK ZINC	F81054-4	4	
20	PIN, 5x30 ROLL ZINC	F81044-21	1	
21	BLOCK, TENSIONER HANDLE MOUNT	096730	1	
22	BUSHING, GFM-1618-17	089589	1	
23	WASHER, 6.4 FLAT ZINC	F81053-1	2	
24	BOLT, M6x16-8.8 HEX HEAD FULL THREAD ZINC	F81001-15	2	
25	DECAL, PRESSURE VALUES	510643	1	
26	BOLT, M8x70-8.8 HEX HEAD ZINC	F81002-71	4	
27	BELLOWS, COMPLETE	515050	1	
28	BELLOWS	515051	1	
29	CLAMP, 40-60MM DIA.	F81095-4	1	
30	CLAMP, 70-80MM DIA.	F81095-5	1	
	OIL, HYDRAULIC - ALL SEASONS, ESSO UNIVIS HVI26	P12824	0,03 l	

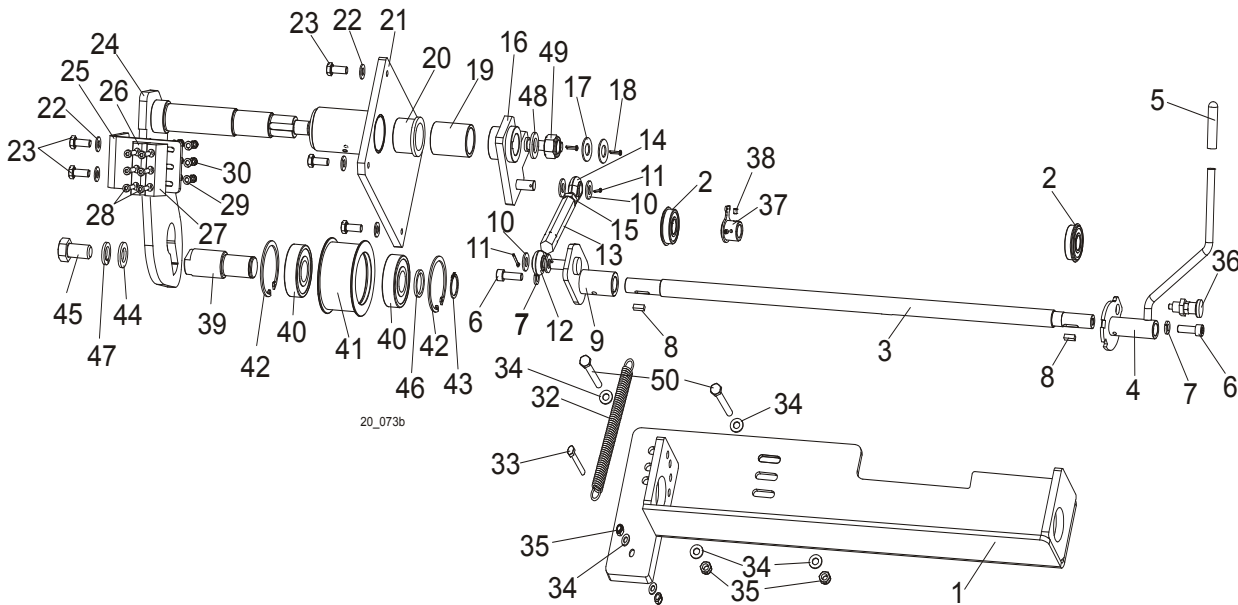
SECTION 4 SAW HEAD

4.1 Middle Throat Screw



REF.	DESCRIPTION (◆ Indicates Parts Available In Assemblies Only)	PART #	QTY
1	SCREW, M10 X 40-45H HEX SOCKET SET CONE POINT ZINC	F81003-61	1
2	NUT, M10-8-B ZINC HEX	F81033-6	2
3	WASHER, 10.5 ZINC FLAT	F81055-1	2
4	BRACKET, DRIVE BELT SUPPORT, UPPER	092668-1	1
5	BOLT, M8X20-5.8 HEX HEAD FULL THREAD ZINC	F81002-1	2
6	WASHER, 8.4 ZINC FLAT	F81054-1	2

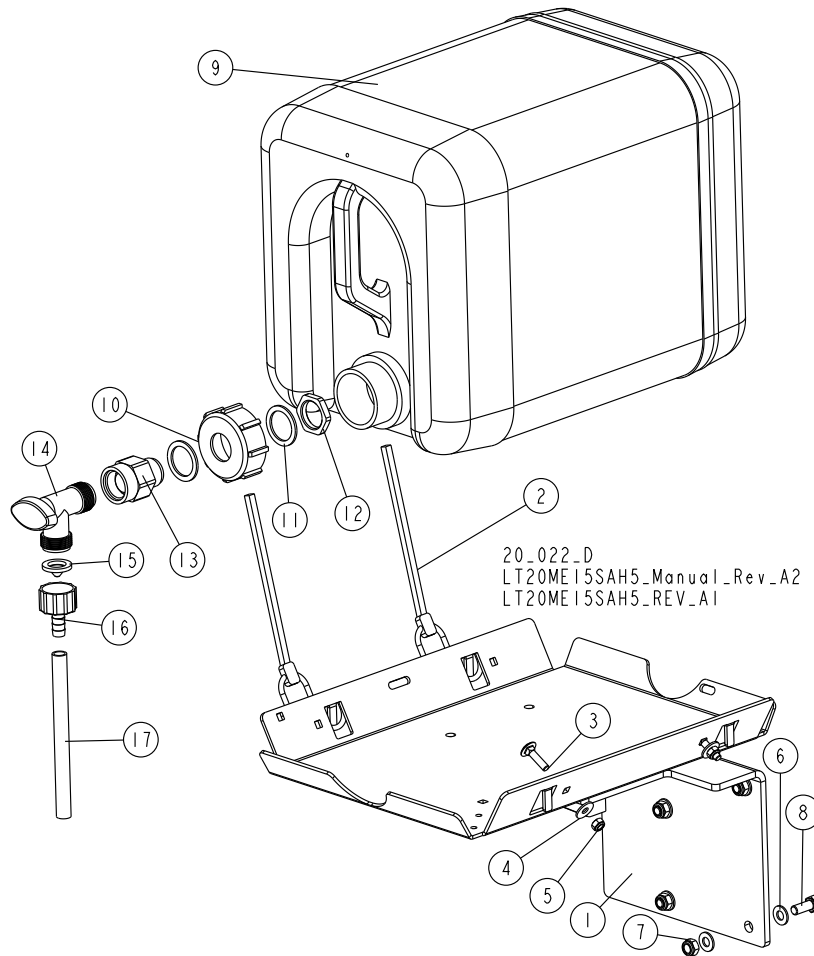
4.2 Drive Belt Tensioner, DC Sawmills



REF.	DESCRIPTION (◆ Indicates Parts Available In Assemblies Only)	PART #	QTY
	BELT TENSIONER, LT20 COMPLETE, D22	098456	1
	BELT TENSIONER, LT20 COMPLETE, G25	097842	1
1	Mount Weldment, Belt Tensioner Ptd	091169-1	1
2	Bearing, 6203-2RS NR NSK w/Ring	086395	2
3	Rod, LT20 Belt Tensioner Ptd	091176-1	1

4	Handle Weldment, Accelerate/Brake, Ptd	097837-1	1	
5	Grip, Handle 1/2" ID x 3" Long	014835	1	
6	Screw, M8x25 -8.8 Hex Socket Head Cap Zinc	F81002-21	2	
7	Washer, 8.2 Split Lock Zinc	F81054-4	2	
8	Key, B 5x5.1x14 Parallel	087365	2	
9	Bracket, Belt Tensioner Pivot	091245-1	1	
10	Washer, 10.5 Zinc Flat	F81055-1	4	
11	Pin, 2.5x20 Zinc Cotter	F81043-1	2	
12	Rod End, 7/16-20 Right-Hand Male	P11579	1	
13	Turnbuckle, Clutch/Brake	S11577	1	
14	Rod End, 7/16-20 Left-Hand Male	P11578	1	
15	Nut, 7/16-20 Zinc	F05010-38	1	
16	Arm Weldment, Belt Tensioner Ptd	091172-1	1	
17	Washer, 17 Zinc Flat	F81058-1	2	
18	Pin, 2.5x20 Zinc Cotter	F81043-1	2	
19	Bushing, Spacer Ptd	091351-1	1	
20	Bushing, MFM-3240-30 (IGUS)	088461	2	
21	Mount Weldment, Tensioner Shaft Ptd	091112-1	1	
22	Washer, 8.4 Zinc Flat	F81054-1	6	
23	Bolt, M8x20-5.8 Hex Head Full Thread Zinc	F81002-1	6	
24	Shaft Weldment, Belt Tensioner Ptd	097828-1	1	
25	Bracket, Brake Block Mount Ptd	091248-1	1	
26	Block, F9273 123 Belt Tensioner Brake	092111	1	
27	Block, F9150 123 Belt Tensioner Brake	092111	1	
28	Screw, M5x25-8.8 Hex Socket Head Cap Zinc	F81000-7	6	
29	Washer, 5.3 Zinc Flat	F81052-1	6	
30	Nut, M5-8 Zinc DIN 985	F81030-2	6	
31	Screw, M8x25-8.8 Hex Socket Head Cap Zinc	F81002-21	1	
32	Spring, Hydraulic Log Turner	P09136	1	
33	Bolt, M8x45-8.8 Hex Head Zinc	F81002-17	1	
34	Washer, 8.4 Zinc Flat	F81054-1	6	
35	Nut, M8-8-B Hex Nylon Zinc Lock	F81032-2	3	
36	Pin, Detent	089939	1	
37	Tension Member, (G25 Engine Only) Ptd	092535-1	1	
38	Set Screw M6x8	F81013-1	2	
	Roller, Tension Complete	509902	1	
39	Axle, Belt Tension Wheel Zinc	509901-1	1	
40	Bearing Wheel, Idle Side 6305 2RS NSK.	P08066	2	
41	Wheel, LT15 Belt Tension Zinc	087671-1	1	
42	Ring, 62W Inside Spring Retaining	F81090-1	2	
43	Ring, 25Z Outside Retaining	F81090-22	1	
44	Washer, 17 Flat Zinc	F81058-1	1	
45	BOLT M16x30-8.8-Fe	F81006-36	1	
46	WASHER, DRIVE ASSY, ZINC	500863-1	1	
47	WASHER,16.3 SPLIT LOCK ZINC	F81058-2	1	
48	Washer, 17 Flat Zinc	F81058-1	1	
49	Nut, M16-8 Hex Nylon Zinc Lock	F81036-2	1	
50	BOLT, M8 X 75 8.8 Fe/Zn5, PN-M/82101	F81002-91	2	

4.3 Water Lube Assembly



REF.	DESCRIPTION (◆ Indicates Parts Available In Assemblies Only)	PART #	QTY
	BOTTLE KIT, LT20 WATER LUBE	091036	1
1	TRAY WELDMENT, LT20 WATER LUBE	091033-1	1
2	STRAP, 20 RUBBER W/HOOK	P11668	2
3	SCREW M6X25-8.8-FE/ZN5 PN/M-82406	F81001-20	2
4	WASHER, FLAT ZINC	F81053-11	2
5	NUT, M6-8-B HEX NYLON ZINC LOCK	F81031-2	2
6	WASHER, 8.4 FLAT ZINC	F81054-1	8
7	NUT, M8-8-B HEX NYLON ZINC LOCK	F81032-2	4
8	BOLT, M8X20-8.8-B HEX HEAD FULL THREAD	F81002-4	4
	BOTTLE, WATER, COMPLETE	513864	1
	BOTTLE, WATER, WITH NUT	513865 ¹	1
9	BOTTLE, WATER	513866	1
10	NUT, BOTTLE, WATER	513867	1
11	SEAL, RUBBER, 35X26X2.	513869	2
12	NUT, PACKING, 3/4 NPT.	513868	1
13	FITTING, 3/4FPTX3/4MPT	014636	1
14	VALVE, 3/4 NPT ELBOW 3/4 MALE OUTLET PVC	014100	1

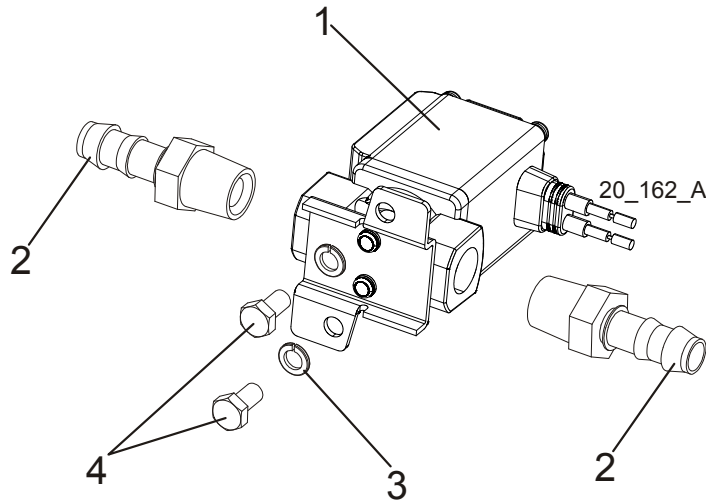
4

Saw Head Blade Lube System

REF.	DESCRIPTION (◆ Indicates Parts Available In Assemblies Only)	PART #	QTY
15	FILTER, WATER LUBE	016086	1
16	REDUCER, 5/8NPT/3/8BARB WATER LUBE	014113	1
17	TUBING, WATER LUBE	R01885	1

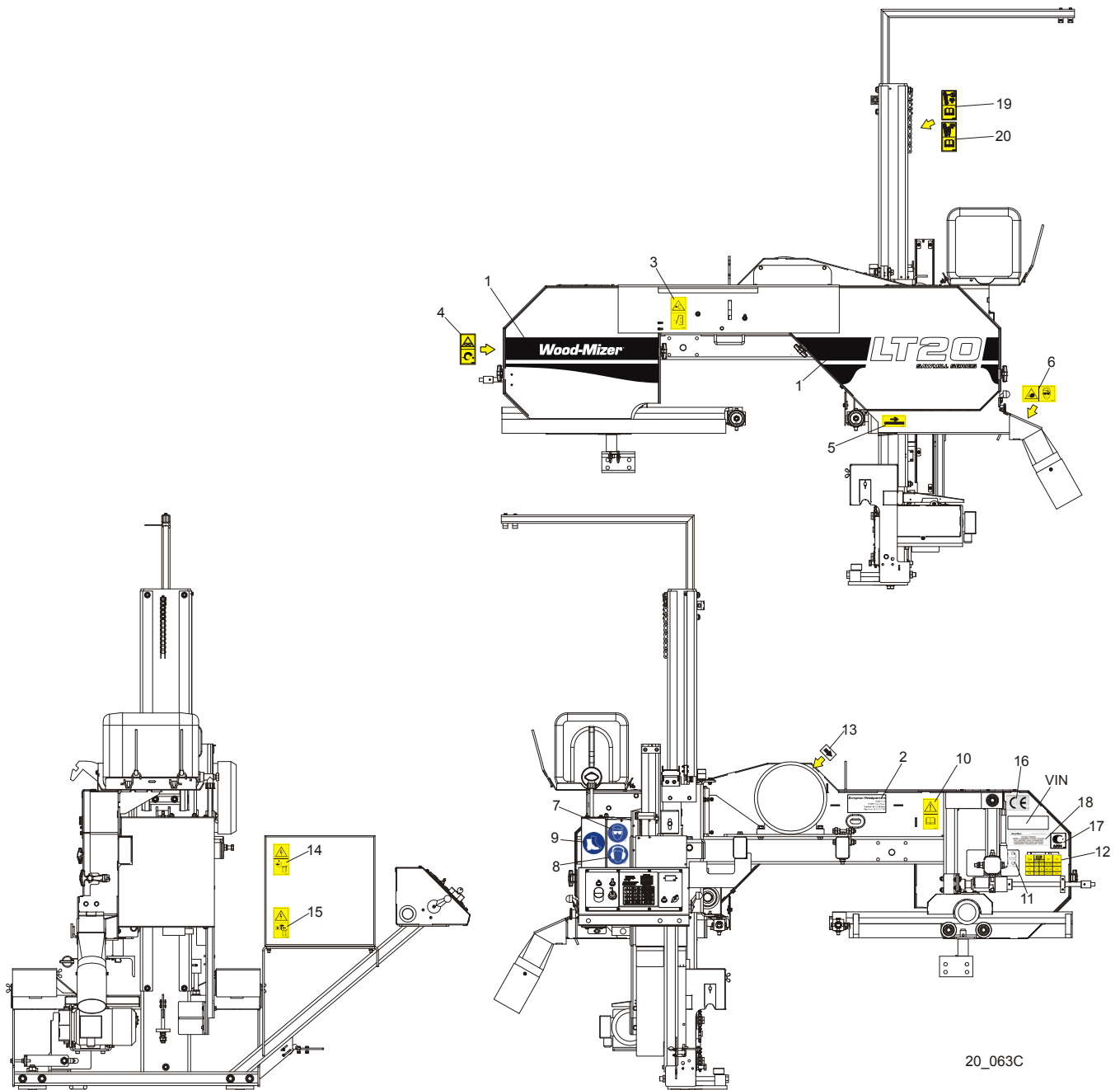
¹ The service number 513865-S includes: 513865, 513869, 513868.

4.4 Blade Lube System



REF.	DESCRIPTION (◆ Indicates Parts Available In Assemblies Only)	PART #	QTY
	KIT, LT20AC BLADE LUBE SYSTEM	503517	1
1	SOLENOID, WATER LUBE	514046	1
2	FITTING, 3/8 BARB 1/4NPT MALE, NYLON	P04682	2
3	WASHER, M5 SPLIT LOCK	F81052-2	2
4	SCREW, 10-32X1/2 HH MACHINE	F05004-60	2
	CONNECTOR, 16-14GA FI BUTT	F04875-1	2
	CONDUIT, 1/2IN EXPANDABLE BLACK	R02374	1m
	KIT, LT20DC BLADE LUBE SYSTEM	503518	1
1	SOLENOID, WATER LUBE	509113	1
2	FITTING, 3/8 BARB 1/4NPT MALE, NYLON	P04682	2
	CONDUIT, 1/2IN EXPANDABLE BLACK	R02374	1m

4.5 LT20AC Saw Head Decals



20_063C

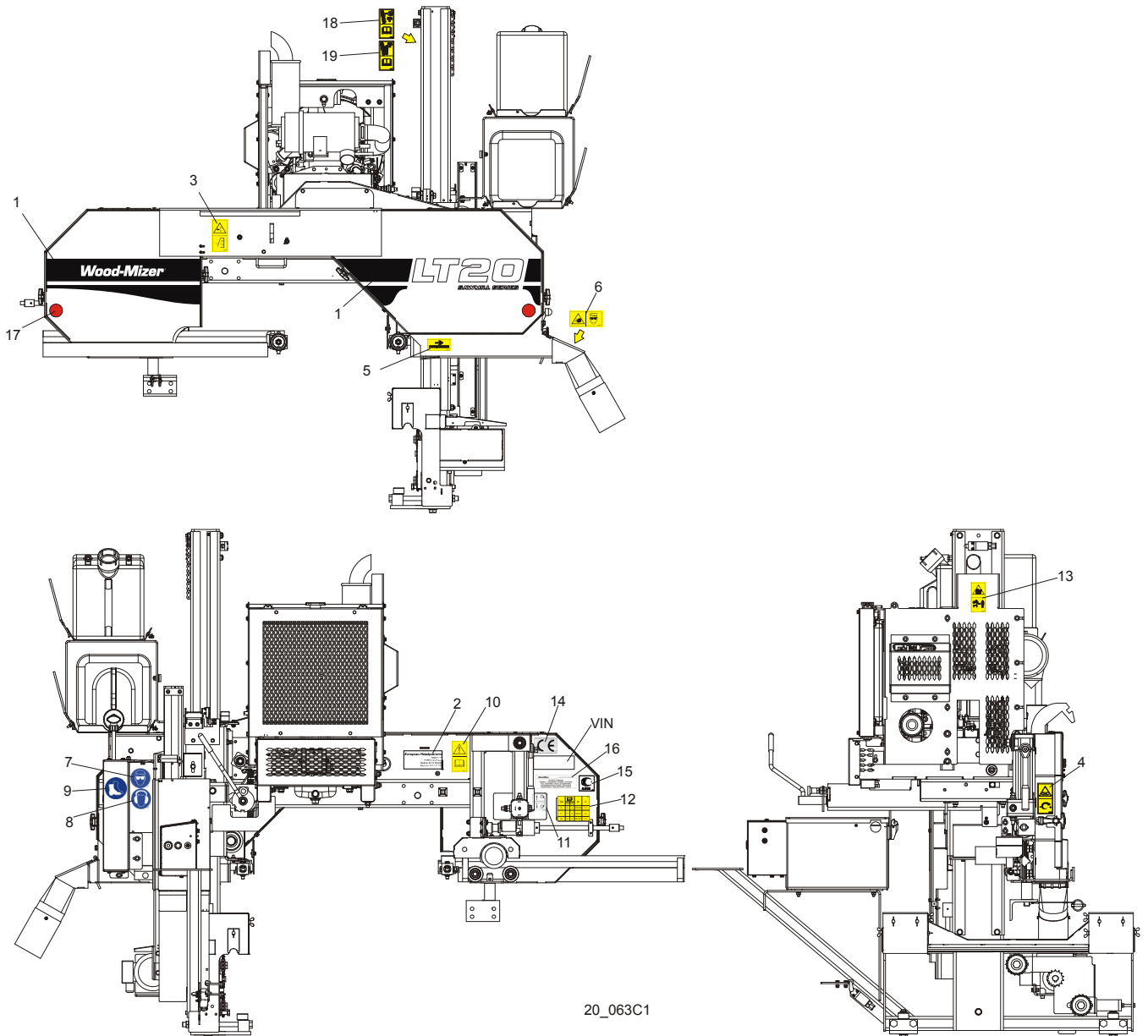
REF.	DESCRIPTION (◆ Indicates Parts Available In Assemblies Only)	PART #	QTY
1	DECAL, LT20 SERIES SAWMILL	092762	1
	PICTOGRAPHIC DECAL KIT, LT20AC	099509	1
2	DECAL, EUROPEAN HEADQUARTERS ADDRESS	015841	1
3	DECAL, SAWMILL COVERS CAUTION	099220	1
4	DECAL, BLADE TENSION (PICTOGRAM)	099219	1
5	DECAL, BLADE MOVEMENT DIRECTION (PICTOGRAM)	096321	1
6	DECAL, SAWDUST CHUTE WARNING (PICTOGRAM)	099222	1
7	DECAL, EYE PROTECTION WARNING (PICTOGRAM)	S12004G	1

4

Saw Head*LT20AC Saw Head Decals*

8	DECAL, EAR PROTECTION WARNING (PICTOGRAM)	S12005G	1	
9	DECAL, USE SAFETY BOOTS (PICTOGRAM)	501465	1	
10	DECAL, READ OPERATOR'S MANUAL (PICTOGRAM)	096317	1	
11	DECAL, BLADE ALIGNMENT	P11789	1	
12	DECAL, BLADE TENSION INDICATOR ADJUSTMENT	510643	1	
13	DECAL, MOTOR ROTATION DIRECTION	S20097	1	
14	DECAL, HIGH VOLTAGE INSIDE THE ELECTRIC BOX (PICTOGRAM)	096316	2	
15	DECAL, REMOVE THE PLUG BEFORE OPENING THE BOX (PICTOGRAM)	096319	2	
16	DECAL, CE CERTIFIED SAWMILL	P85070	2	
17	DECAL, RUSSIAN SAFETY CERTIFICATION	099401	1	
18	DECAL, INTERNATIONAL SAWMILL NAME	501466	1	
	DECAL, BLADE SETTING	P85066	1	
	DECAL, KEEP AWAY DANGER, PICTOGRAM	099221	1	
	DECAL, MAX. OIL PRESSURE, PICTOGRAM	099524	1	
19	DECAL, LUBRICATE THE CHAIN	512158	1	
20	DECAL, CLEAN THE CHAIN	512240	1	

4.6 LT20DC Saw Head Decals



20_063C1

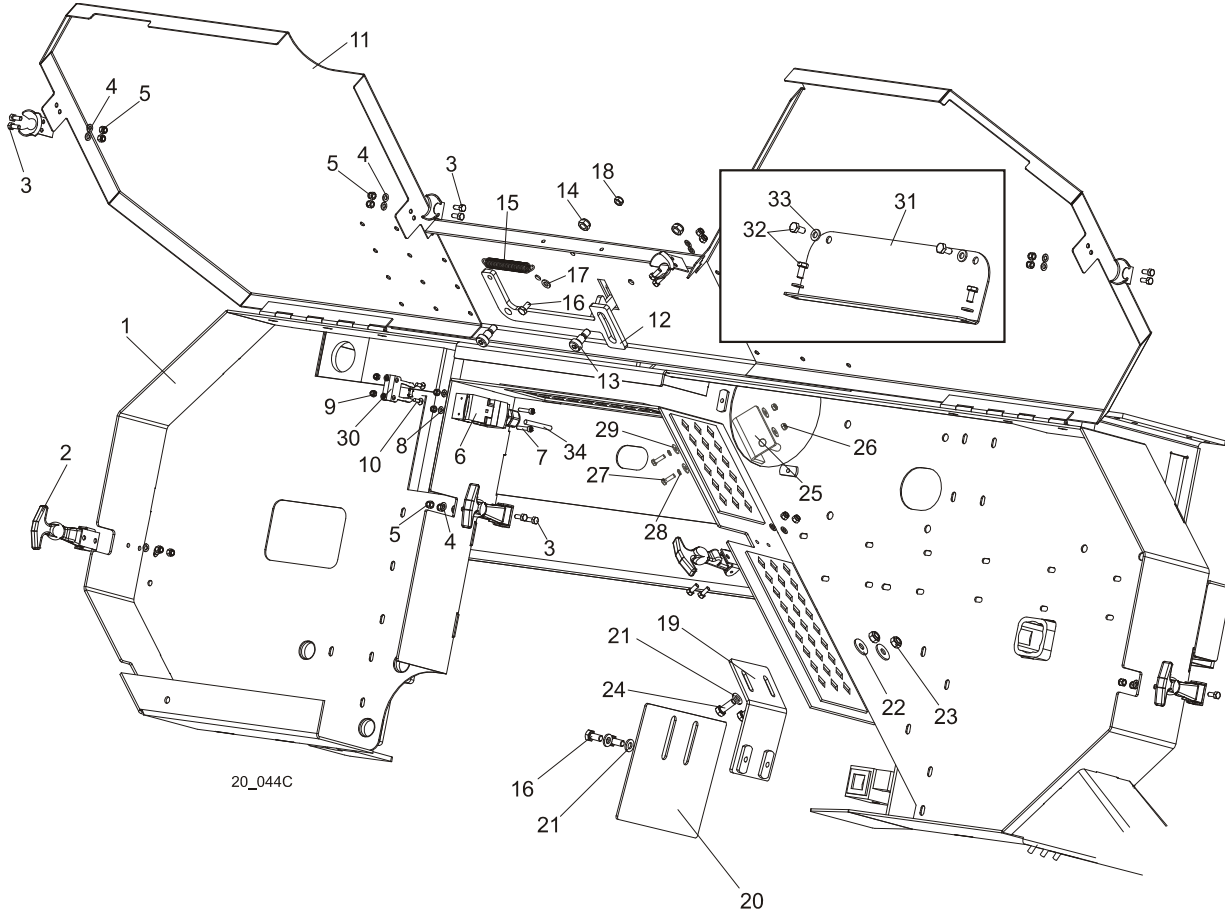
REF.	DESCRIPTION (◆ Indicates Parts Available In Assemblies Only)	PART #	QTY
1	DECAL, LT20 SERIES SAWMILL	092762	1
	PICTOGRAPHIC DECAL KIT, LT20DC	099510	1
2	DECAL, EUROPEAN HEADQUARTERS ADDRESS	015841	1
3	DECAL, SAWMILL COVERS CAUTION	099220	1
4	DECAL, BLADE TENSION (PICTOGRAM)	099219	1
5	DECAL, BLADE MOVEMENT DIRECTION (PICTOGRAM)	096321	1
6	DECAL, SAWDUST CHUTE WARNING (PICTOGRAM)	099222	1
7	DECAL, EYE PROTECTION WARNING (PICTOGRAM)	S12004G	1
8	DECAL, EAR PROTECTION WARNING (PICTOGRAM)	S12005G	1
9	DECAL, USE SAFETY BOOTS (PICTOGRAM)	501465	1

4

Saw Head*LT20DC Saw Head Decals*

10	DECAL, READ OPERATOR'S MANUAL (PICTOGRAM)	096317	1	
11	DECAL, BLADE ALIGNMENT	P11789	1	
12	DECAL, BLADE TENSION INDICATOR ADJUSTMENT	510643	1	
13	DECAL, KEEP AWAY - HOT PARTS (PICTOGRAM)	086099	1	
14	DECAL, CE CERTIFIED SAWMILL	P85070	2	
15	DECAL, RUSSIAN SAFETY CERTIFICATION	099401	1	
16	DECAL, INTERNATIONAL SAWMILL NAME	501466	1	
	DECAL, BLADE SETTING	P85066	1	
	DECAL, KEEP AWAY DANGER, PICTOGRAM	099221	1	
	DECAL, MAX. OIL PRESSURE, PICTOGRAM	099524	1	
17	REFLECTOR, 2 DIA RED (MOBILE SAWMILLS ONLY)	P07452	1	
18	DECAL, LUBRICATE THE CHAIN	512158	1	
19	DECAL, CLEAN THE CHAIN	512240	1	

4.7 Blade Housing Cover



20_044C

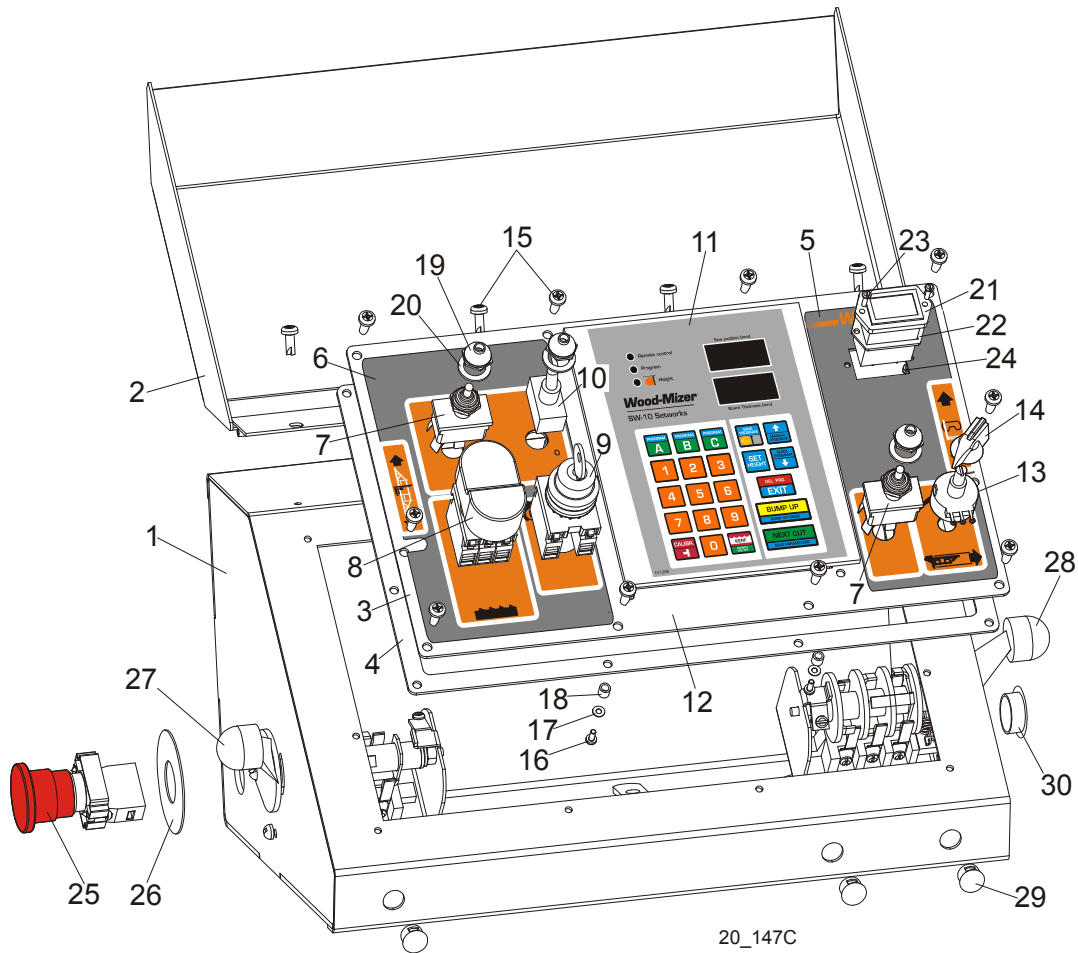
REF.	DESCRIPTION (◆ Indicates Parts Available In Assemblies Only)	PART #	QTY
1	SAW HEAD WELDMENT, LT20	090567	1
2	LATCH, FLEXIBLE DRAW	014829	4
3	BOLT, M5 X 12-5.8 HEX HEAD FULL THREAD ZINC	F81000-5	16
4	WASHER, 5.3 ZINC FLAT	F81052-1	16
5	NUT, M5-8 HEX NYLON ZINC LOCK	F81030-2	16
6	SWITCH, AZ17-11ZRK SAFETY KEY	094232	1
7	SCREW, M4 X 35 8.8 HEX SOCKET HEAD CAP ZINC	F81011-34	2
8	WASHER, 4.3 ZINC FLAT	F81051-2	4
9	NUT, M4-B HEX NYLON ZINC LOCK	F81029-1	4
10	SCREW, M4 X 12 5.8-B SLOTTED COUNTERSUNK HEAD ZINC	F81011-43	2
11	COVER WELDMENT, LT20 BLADE HOUSING PTD	096776-1	1
12	PAWL, LOCKING PTD	090643-1	1
13	SCREW, 10/M8 X 12-12.9 ISO-7379 SOCKET HEAD SHOULDER	F81003-62	2
14	NUT, M8-8-B HEX NYLON ZINC LOCK	F81032-2	2
15	SPRING, 1,6x12x38 EXTENSION	092208	1
16	BOLT, M6 X 12-8.8 HEX HEAD FULL THREAD ZINC	F81001-7	3

4

Saw Head*Blade Housing Cover*

17	WASHER, 6.4 ZINC FLAT	F81053-1	1	
18	NUT, M6-8-B HEX NYLON ZINC LOCK	F81031-2	1	
19	BRACKET, BLADE GUIDE ROLLER GUARD PAINTED	092378-1	1	
20	GUARD, BLADE GUIDE ROLLER PAINTED	092379-1	1	
21	WASHER, 6.4 ZINC FLAT	F81053-1	4	
22	WASHER, 6.5 ZINC FLAT	F81053-11	2	
23	NUT, M6-8-B HEX NYLON ZINC LOCK	F81031-2	2	
24	BOLT, M6X16 8.8 HEX HEAD FULL THREAD ZINC	F81001-15	2	
25	BRACKET WLDMT, PTD DRIVE BELT SUPPORT	092636-1	1	
26	NUT, M6-8-B HEX NYLON ZINC LOCK	F81031-2	2	
27	BOLT, M6 X 20-8.8 HEX HEAD FULL THREAD ZINC	F81001-2	2	
28	WASHER 6,1 FE/ZN9 PN/M-82008	F81053-3	2	
29	WASHER, 6.5 ZINC FLAT	F81053-11	4	
30	KEY, AZ17/170-B5 SAFETY SWITCH	094422	1	
31	COVER, SAW HEAD MOUNT	096788-1	1	
32	BOLT, M6X12MM HEX HEAD ZINC	F81001-7	4	
33	WASHER, M6 FLAT ZINC	F81053-1	4	
34	CABLE, OLFLEX 400P 2X1	R80583-5	3m (DC) 5m (AC)	

4.8 Control Box (AC Sawmills)



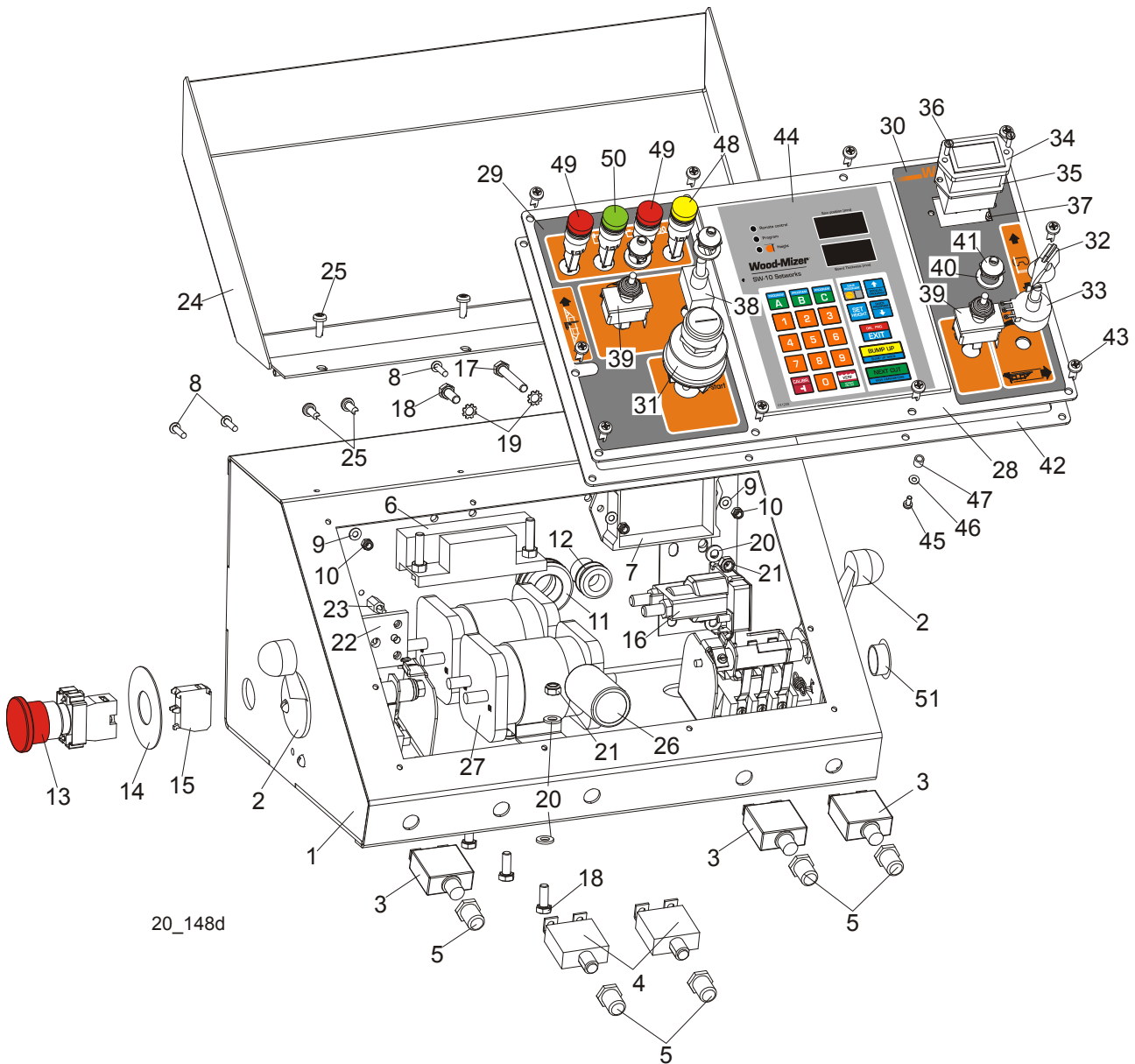
REF.	DESCRIPTION (◆ Indicates Parts Available In Assemblies Only)	PART #	QTY
CONTROL BOX ASSEMBLY, LT20 AC COMPLETE		097136	1
1	Box Weldment, LT20 AC Control	097134-1	1
2	Cover Control Box, LT20	097135-1	1
3	Panel, LT20AC Front Control Complete	097131	1
4	Gasket, LT20 Control Box	097132	1
5	Decal, LT20AC/DC Control Box Right	099593	1
6	Decal, LT20AC Control Box Left	099594	1
7	Switch, DPDT Toggle 21A Rev Mom Spade	024200	2
8	Button, 24V Start/Stop	090452	1
	Membrane M22-T-DD	090462	1
9	Switch, M22 3-position Key	091361	1
	Contact, M22 - K10	091362	2
10	Switch, SPST ON/OFF 15A .25 Tabs Toggle	P03027	1
11	Controller, SW-10 Setworks	500628	1
12	Panel, LT20/40AC Front Control	100572-1	1
13	Potentiometer, 1K Feed Rate	E20519	1
14	Knob, Speed Control	P06257	1
15	Bolt, #10-24x1/2 Ph Pan Hd, Type 23	F05015-17	14

4

Saw Head**Control Box (AC Sawmills)**

16	Screw, M3x8 -4.8- Fe/Zn5 PN-M/82202	F81000-83	6	
17	Washer, 3.2 Fe/Zn5 PN-M/82005	F81050-2	6	
18	Tube, 6mm 4.2 long	R80671-4	6	
19	Boot, Toggle Switch	P02575	3	
20	Washer, 1/2x3/4x1/16 Nylon	P05251-1	3	
21	Meter, Hour	093166	1	
22	Gasket, Hour Meter	093346	1	
23	Bolt, M3x12-8.8 Zinc	F81000-12	2	
24	Nut, M3-6 Hex Nylon Zinc Lock	F81028-2	2	
25	Button, XB4 BS542 Emergency Stop	086556	1	
26	Washer, Emergency Stop Switch	086561	1	
27	Switch, 1992GS Pwr/Feed (Service Package)	E20438	1	
28	Switch, 1992 Up/Down (Service Package)	E20440	1	
29	Cap, DP 812 Heyman 12.7 Dia. Hole	086773	3	
30	Cap, SR1086 22.2 Dia. Hole	093544	1	

4.9 Control Box (DC Sawmills)



REF.	DESCRIPTION (◆ Indicates Parts Available In Assemblies Only)	PART #	QTY
	CONTROL BOX ASSEMBLY, LT20 DC DIESEL COMPLETE	097167	1
1	Box Weldment, LT20 DC	097165-1	1
2	Switch, 1992GS Pwr/Feed (Service Package)	E20438	2
3	Breaker, 50A Manual Reset Panel Mount	021256	3
4	BREAKER, 10A MANUAL RESET PANEL MOUNT	505374	2
5	Boot, Circuit Breaker	021253	5
6	Module Assy, Mosfet 4x 92-96 P/F	024540	1
7	Control Module Assy, P/F SMT Service '97	024396	1
8	Screw M4x16 5,8-B Zinc Lock	F81011-42	4
9	Washer, 4.3 Flat Zinc	F81051-2	4
10	Nut, M4-B Hex Nylon Zinc Lock	F81029-1	4

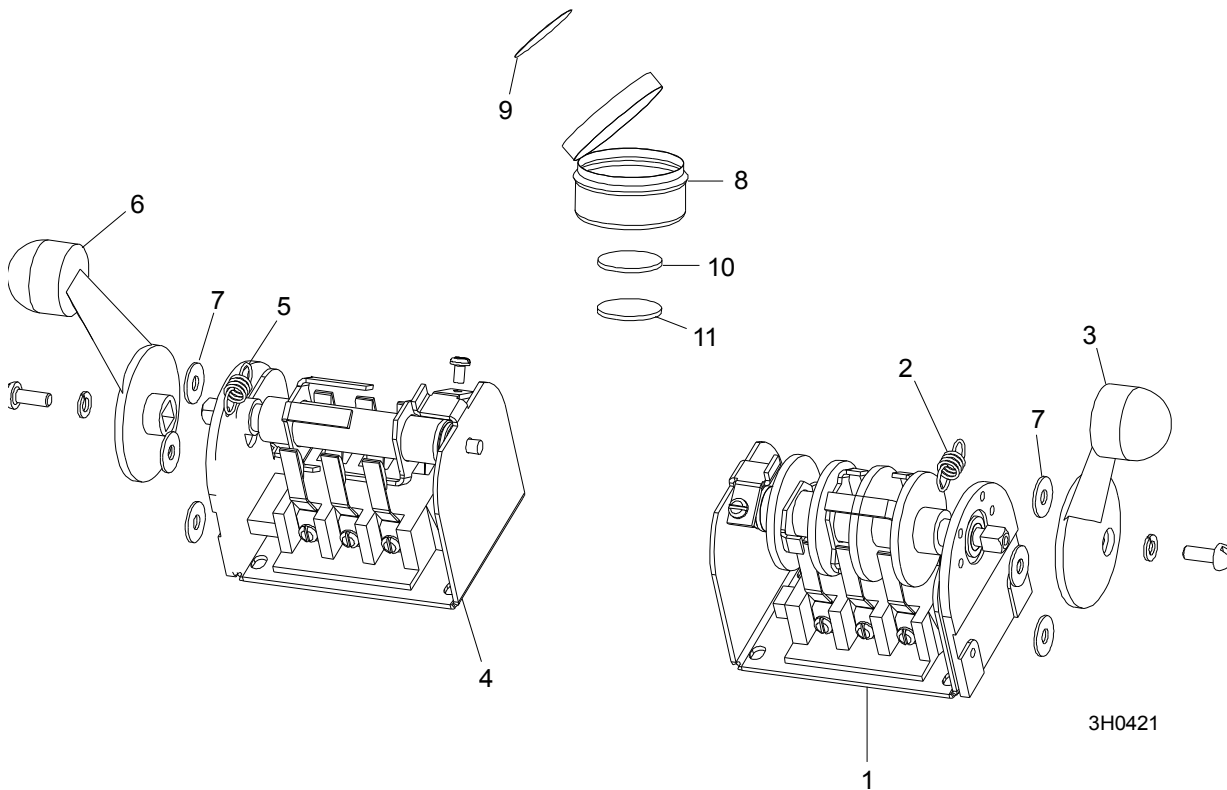
4

Saw Head

Control Box (DC Sawmills)

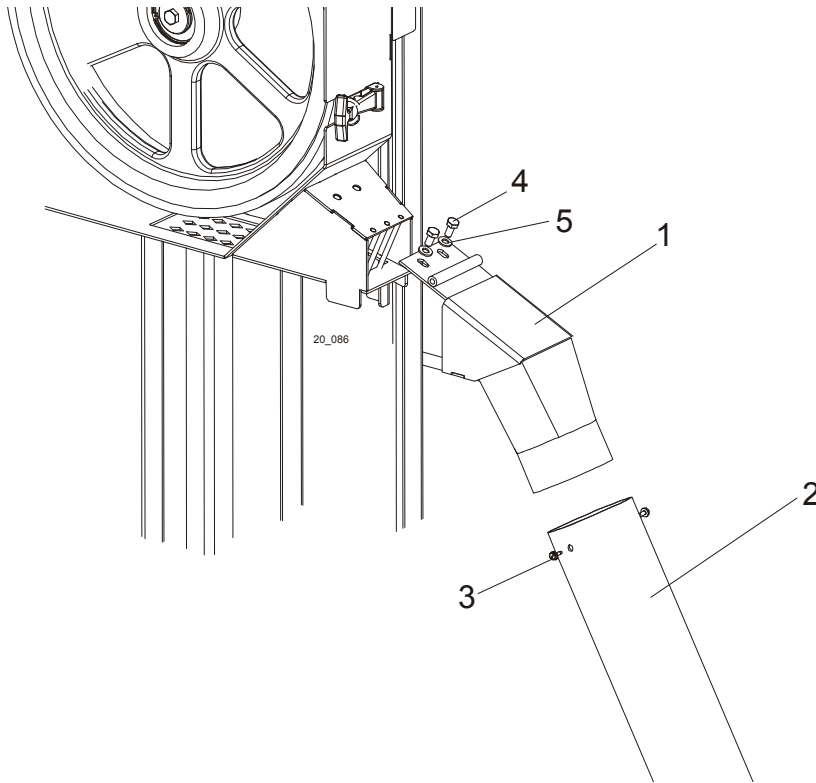
11	Grommet, 22mm Rubber	087400	1	
12	Grommet, 20/13 Rubber	086188	1	
13	Button, XB4 BS542 Emergency Stop	086556	1	
14	Washer, ZBY9330 Emergency Stop Button	086561	1	
15	Contact, ZBE102	086810	1	
16	Solenoid, 120-943 Hyd Shut-Off	P10449	1	
17	Bolt, M6x40mm, Hex Head, Full Thrd, Zinc	F81001-5	1	
18	Bolt, M6x16mm, Hex Head, Full Thrd, Zinc	F81001-15	6	
19	Washer, M6 Star Lock Zinc	F81053-2	2	
20	Washer, M6 Flat Zinc	F81053-1	8	
21	Nut, M6 Hex Nylon Lock Zinc	F81031-2	5	
22	Radiator, Diode	091867	1	
23	Spacer, P3/12	R80671-2	4	
24	Cover Weldment, LT20 Complete	097135-1	1	
25	Bolt, #10-24x1/2 Ph Pan Hd, Type 23	F05015-17	6	
26	Capacitor, 10000/63V Elektrolytic	091166	1	
27	Solenoid, 200A 12V DPST	015417	2	
	Panel, LT20DC Front Complete	097163	1	
28	Panel, LT20/40DC Front	100573-1	1	
29	Decal, LT20DC Control Box Left	099592	1	
30	Decal, LT20AC/DC Control Box Right	099593	1	
31	Switch, Key	P04350	1	
32	Knob, Speed Control	P06257	1	
33	Potentiometer, 1k	E20519	1	
34	Meter, Hour	093166	1	
35	Gasket, Hour Meter	093346	1	
36	Bolt, M3x12-8.8 Zinc	F81000-12	2	
37	Nut, M3-6 Hex Nylon Zinc Lock	F81028-2	2	
38	Switch, SPST On/Off 15A .25 Tabs Toggle	P03027	1	
39	Switch, DPDT Toggle 21A Rev Mom Spade	024200	2	
40	Washer, 1/2x3/4x1/16 Nylon	P05251-1	3	
41	Boot, Toggle Switch	P02575	3	
42	Gasket, LT20 Control Box	097132	1	
43	Bolt, #10-24x1/2 Ph Pan Hd, Type 23	F05015-17	10	
44	Controller, SW-10 Setworks	500628	1	
45	Screw, FH ST 3,5x6,5 A4	F81000-82	6	
46	Washer, 3.2 Flat Zinc	F81050-2	6	
47	Spacer, 4.2x6mm Idler	R80671-4	6	
48	Light, XB6AV5BB Yellow	089812	1	
49	Light, XB6AV4BB Red	091099	2	
50	Light, XB6AV3BB Green	087348	1	
51	Cap, SR1086 22.2 Dia. Hole	093544	1	

4.10 Drum Switches



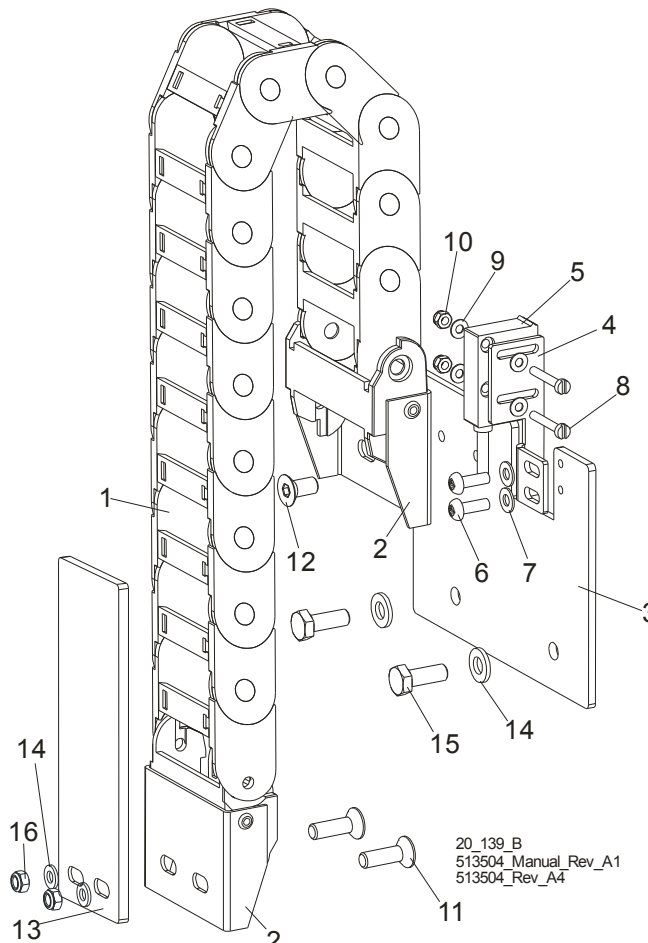
REF.	DESCRIPTION (◆ Indicates Parts Available In Assemblies Only)	PART #	QTY	
	SWITCH ASSEMBLY, UP/DOWN DRUM	E20440	1	
1	Switch, Drum	E20440-B	1	◆
2	Spring, Drum Switch	P12570	1	
3	Handle, Drum Switch w/Screws	P12500	1	
	SWITCH ASSEMBLY, POWER FEED DRUM	E20438	1	
4	Switch, Drum	E20438-B	1	◆
5	Spring, Drum Switch	P12570	1	
6	Handle, Drum Switch w/Screws	P12500	1	
7	WASHER, #8 SAE FLAT	F05011-41	6	
	CUP ASSEMBLY, DRUM SWITCH GREASE	A20463	1	
8	Cup, Plastic Container	P20464	1	◆
9	Label, Grease Cup	P20467	1	
10	Pad, Velcro Loop	P20466	1	◆
11	Pad, Velcro Hook	P20465	1	◆
	Grease, Drum Switch	P20468	.011ml	◆

4.11 Sawdust Chute



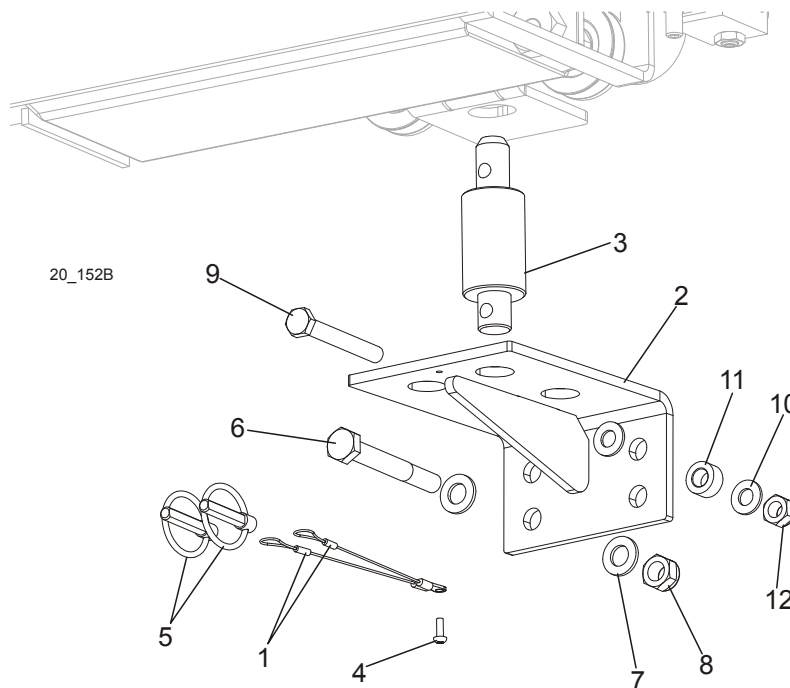
REF.	DESCRIPTION (◆ Indicates Parts Available In Assemblies Only)	PART #	QTY
1	CHUTE WELDMENT, SAWDUST	100903-1	1
2	TUBE, SAWDUST CHUTE RUBBER	R02336	1
3	SCREW, #10-24 X 1/2 SELF-TAPPING	F05015-7	2
4	BOLT, M8x16	F81002-20	2
5	WASHER, 8.4 ZINC FLAT	F81054-1	2

4.12 Up/Down Cable Chain Assembly



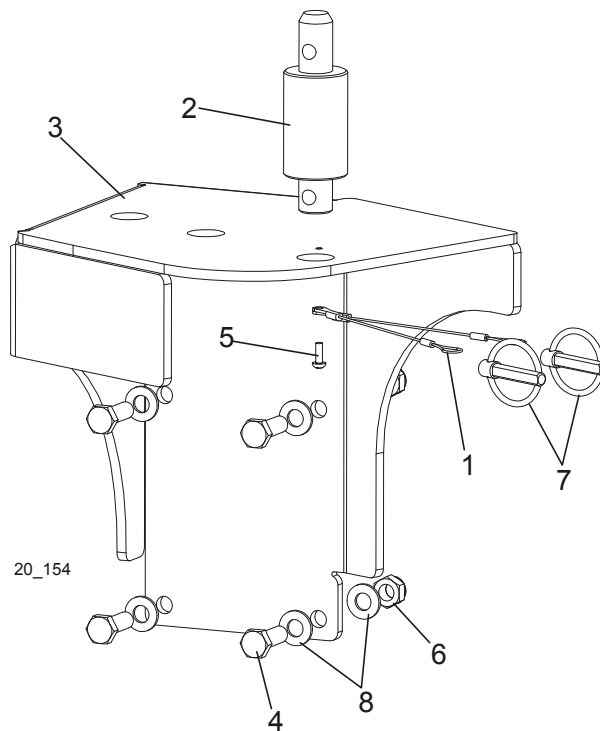
REF.	DESCRIPTION (◆ Indicates Parts Available In Assemblies Only)	PART #	QTY
1	Harness Guide, 1450.050.075.0	512944	1
	HARNESS GUIDE AND SENSOR ASSEMBLY	098052	1
2	Bracket, 14050, 12PZ Mount	512945	1
3	Mounting Plate, Harness and Sensor Assy.	096067-1	1
4	Bracket, Sensor Mount	096068-1	1
5	Sensor, MSK-320	096014	1
6	Screw, M4x12-5,8-B Zinc	F81011-43	2
7	Washer, 4.3 Zinc	F81051-2	2
8	Screw, M3x20-5.8-A Zinc	F81000-8	2
9	Washer, 3.2 Zinc	F81050-2	4
10	Nut, M3-6 Zinc	F81028-2	2
11	SCREW, M6x20-10.9 Fe/Zn5 DIN-7991	F81001-17	2
12	BOLT M6x12-10.9 FE/ZN5 DIN7991 TAPER HEAD	F81001-54	2
13	Plate, Guide Mount	098662-1	1
14	WASHER, M6, FLAT,ZINC	F81053-1	2
15	BOLT, M6 x 16 8.8 Fe/Zn5 PN-M/82105	F81001-15	2

4.13 LT20 Saw Head Rest Pin Assembly



REF.	DESCRIPTION (◆ Indicates Parts Available In Assemblies Only)	PART #	QTY
	BRACKET, LT20 SAW HEAD REST PIN COMPLETE	097936	1
1	LANYARD, 3/64 X 6	016030	2
2	BRACKET, LT20 SAW HEAD REST PIN	092699-1	1
3	PIN, LT20 SAW HEAD REST	097935-1	1
4	SCREW, M4x12 5,8-B CROSS RECESSED PAN HEAD	F81011-43	1
5	PIN, 8 BN914 (BOSSARD 134650) LOCK	F81046-2	2
6	BOLT, M12x95 -8.8- HEX HEAD ZINC-PLATED	F81004-29	1
7	WASHER, 13 FLAT ZINC	F81056-1	2
8	NUT, M12-8 HEX NYLON ZINC LOCK	F81034-2	1
9	BOLT, M10 X 80 -8.8- FE/ZN5 HEX HEAD	F81003-50	1
10	WASHER, 10.5 FLAT ZINC	F81055-1	2
11	BUSHING, ZINC-PLATED SPACER	090936-1	1
12	NUT, M10-8-B HEX NYLON ZINC LOCK	F81033-1	1

4.14 Saw Head Rest Pin Assembly (LT20ME15SAH3 - 1.8 Sawmills)



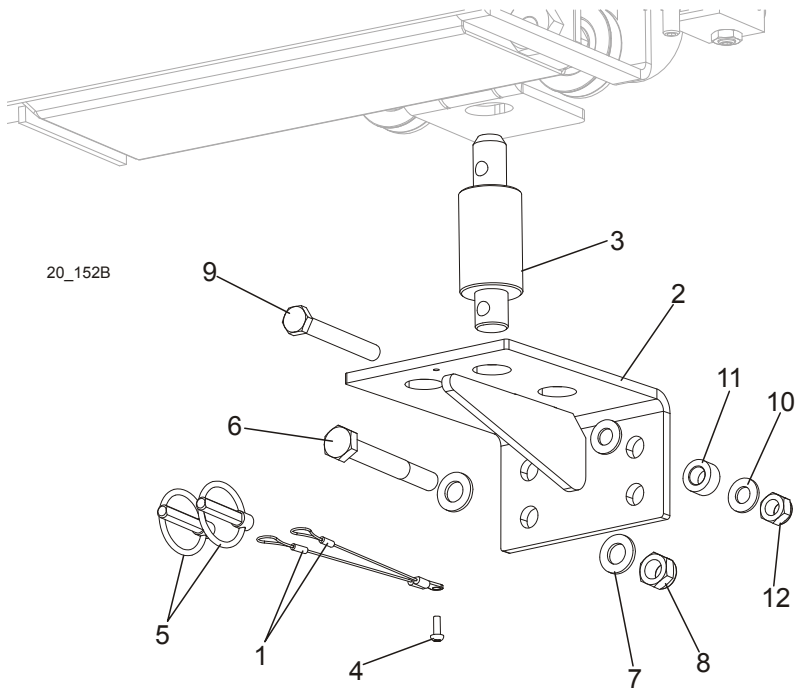
REF.	DESCRIPTION (◆ Indicates Parts Available In Assemblies Only)	PART #	QTY
	KIT, LT20ME15SAH3-1.8 SAW HEAD REST PIN COMPLETE	501670	1
1	LANYARD, 3/64 X 6	016030	2
2	PIN, LT20 SAW HEAD REST	097935-1	1
3	PLATE, LT20ME15SAH3-1.8 SAW HEAD REST PIN	501671-1	1
4	BOLT, M10X30-5.8 HEX HEAD FULL THREAD ZINC	F81003-2	4
5	SCREW, M4x12 5,8-B CROSS RECESSED PAN HEAD	F81011-43	1
6	NUT, M10-8-B HEX NYLON ZINC LOCK	F81033-1	4
7	PIN, 8 BN914 (BOSSARD 134650) LOCK	F81046-2	2
8	WASHER, 10.5 FLAT ZINC	F81055-1	8

4

Saw Head

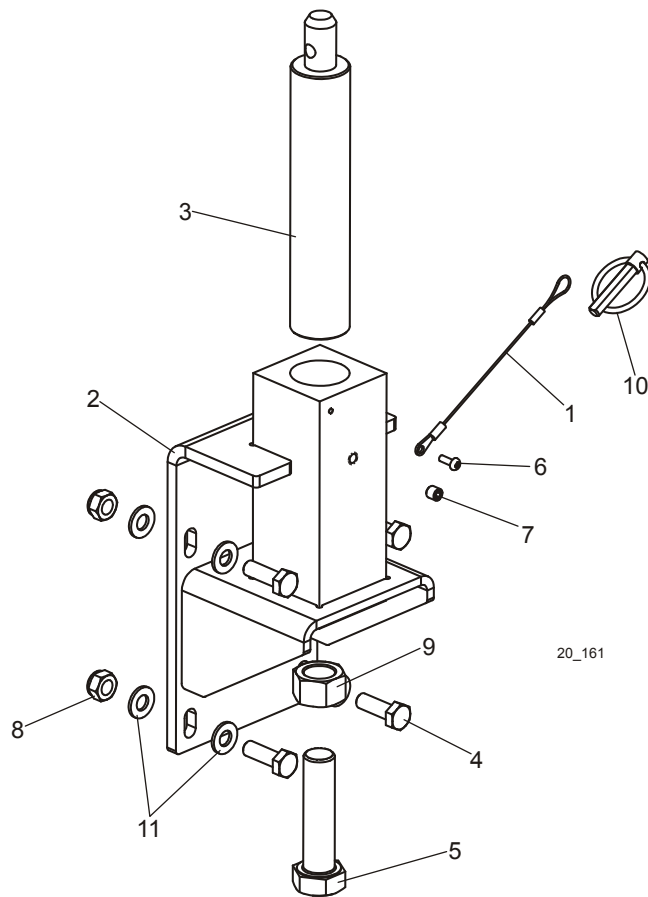
Saw Head Rest Pin Assembly (LT20ME15SAH7-2.2 Sawmills)

4.15 Saw Head Rest Pin Assembly (LT20ME15SAH7-2.2 Sawmills)



REF.	DESCRIPTION (◆ Indicates Parts Available In Assemblies Only)	PART #	QTY
	BRACKET, LT20 SAW HEAD REST PIN COMPLETE	097936	1
1	LANYARD, 3/64 X 6	016030	2
2	BRACKET, LT20 SAW HEAD REST PIN	092699-1	1
3	PIN, LT20 SAW HEAD REST	097935-1	1
4	SCREW, M4x12 5,8-B CROSS RECESSED PAN HEAD	F81011-43	1
5	PIN, 8 BN914 (BOSSARD 134650) LOCK	F81046-2	2
6	BOLT, M12x95 -8.8- HEX HEAD ZINC-PLATED	F81004-29	1
7	WASHER, 13 FLAT ZINC	F81056-1	2
8	NUT, M12-8 HEX NYLON ZINC LOCK	F81034-2	1
9	BOLT, M10 X 80 -8.8- FE/ZN5 HEX HEAD	F81003-50	1
10	WASHER, 10.5 FLAT ZINC	F81055-1	2
11	BUSHING, ZINC-PLATED SPACER	090936-1	1
12	NUT, M10-8-B HEX NYLON ZINC LOCK	F81033-1	1

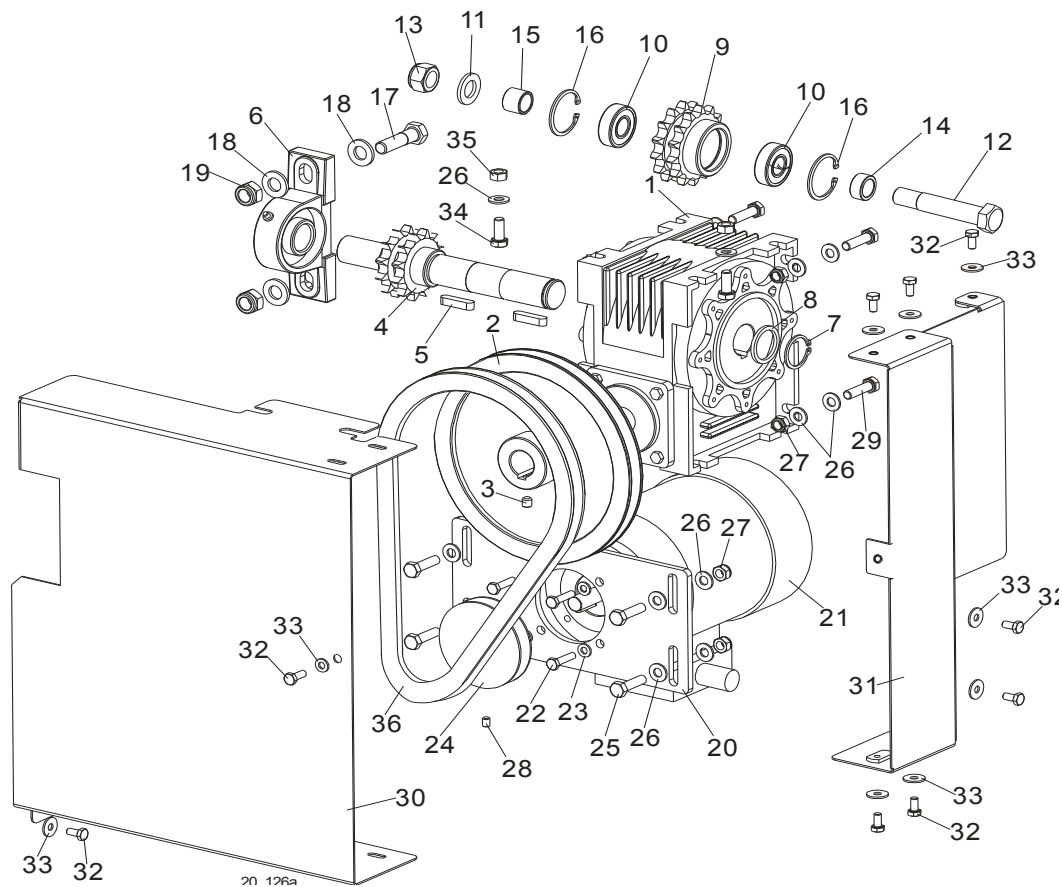
4.16 Saw Head Rest Pin Assembly (LT20MD22SDH7-2.5 Sawmills)



REF.	DESCRIPTION (◆ Indicates Parts Available In Assemblies Only)	PART #	QTY
	KIT, LT20MD22SDH7-2.5 SAW HEAD REST PIN COMPLETE	505041	1
1	LANYARD, 3/64 X 6	016030	1
2	BRACKET, LT20ME15SAH7-2.2 SAW HEAD REST	505045-1	1
3	PIN, LT20 SAW HEAD REST	505046-1	1
4	BOLT, M10X30-5.8 HEX HEAD FULL THREAD ZINC	F81003-2	4
5	BOLT, M20x80-8.8 FE/Zn5 PN-85/M-82105	F81007-10	1
6	SCREW, M4x12 5,8-B CROSS RECESSED PAN HEAD	F81011-43	1
7	SCREW, M8X8-33H HEX SOCKET SET FLAT POINT	F81014-1	1
8	NUT, M10-8-B HEX NYLON ZINC LOCK	F81033-1	4
9	NUT, M20-8-Fe/Zn5 PN-86/M-82144	F81037-1	1
10	PIN, 8 BN914 (BOSSARD 134650) LOCK	F81046-2	1
11	WASHER, 10.5 FLAT ZINC	F81055-1	8

SECTION 5 UP/DOWN ASSEMBLY

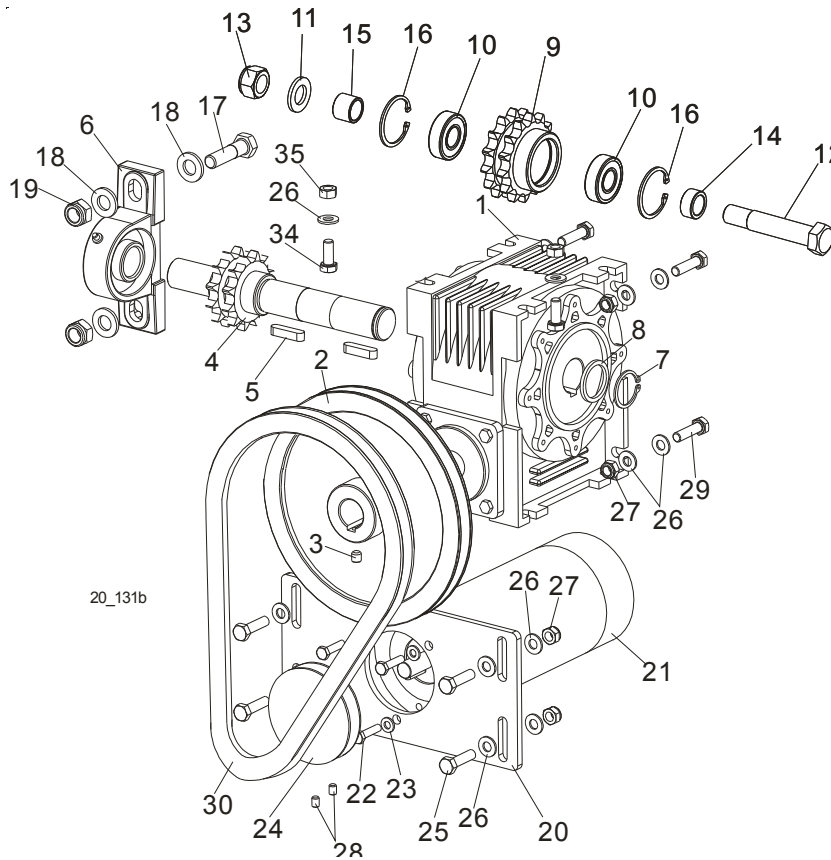
5.1 Up/Down Assembly, AC Mills



REF.	DESCRIPTION (◆ Indicates Parts Available In Assemblies Only)	PART #	QTY	
	MOTOR ASSEMBLY, LT20 AC UP/DOWN	098300	1	◆
	Motor Assembly, LT20 Up/Down	098299	1	
1	Box, R-63/66/F1/B3 Gear	097786	1	
2	Pulley, LT20	091078-1	1	
3	Screw, M8x8-33H Hex Socket Set Flat Point	F81014-1	1	
4	Shaft, LT20 Up/Down w/Sprocket	512249-1	1	
5	Key, A8x7x32 Parallel	088564	2	
6	Bearing Assembly, UCP 205CX	088468	1	
7	Ring, Z28 Outside Retaining	F81090-12	1	
8	Washer	098351	1	
	Sprocket Assembly	512276	2	
9	Sprocket, ULMER T08260	512247-1	1	
10	Spacer, Drive Bearing	098166	2	
11	Washer, M16 Flat Zinc	F81058-1	2	
12	Pin, Up/Down Drive Shaft	098289-1	1	

13	Nut, M16-8 Hex Nylon Zinc Lock	F81036-2	1	
14	BUSHING, D42 BELT TENSIONER SPACER ZINC-PL.	087965-1	1	
15	BUSHING, UP/DOWN SPROCKET SPACER ZINC-PL.	088792-1	1	
16	RING, W40 INSIDE RETAINING	F81090-3	2	
17	Bolt, M12x45-8.8 Hex Head Zinc	F81004-32	2	
18	Washer, 13 Flat Zinc	F81056-1	4	
19	Nut, M12-8 Hex Nylon Zinc Lock	F81034-2	2	
	Motor Assembly, LT20 AC Up/Down	091302	1	
20	Plate, LT20AC Up/Down Motor Mount	098355-1	1	
21	Motor, SKh 71- 4B2 RAL 9005	091304	1	
22	Bolt, M6x25-5.8 Hex Head Full Thread Zinc	F81001-3	4	
23	Washer, 6.4 Flat Zinc	F81053-1	4	
24	Pulley, LT20 Power Feed Gear Box	090699-1	1	
25	Bolt, M8x30-5.8 Hex Head Full Thread Zinc	F81002-2	4	
26	Washer, 8.4 Flat Zinc	F81054-1	18	
27	Nut, M8-8-B Hex Nylon Zinc Lock	F81032-2	8	
28	Screw, M6x8 Hex Socket Set Flat Point Zinc	F81013-1	1	
29	Bolt, M8x30-8.8-B Hex Head Full Thread Zinc	F81002-7	4	
30	Guard, Up/Down Front	098393-1	1	
31	Guard, Side Complete	098395-1	1	
32	Bolt, M6x12-8.8 Hex Head Full Thread Zinc	F81001-7	9	
33	Washer, 6.5 Special Flat Zinc	F81053-11	9	
34	Bolt, M8x20-5.8 Hex Head Full Thread Zinc	F81002-1	2	
35	Nut, M8-8-B Hex Zinc	F81032-1	2	
36	V-Belt, HA-800 (Kleberg)	091086	1	

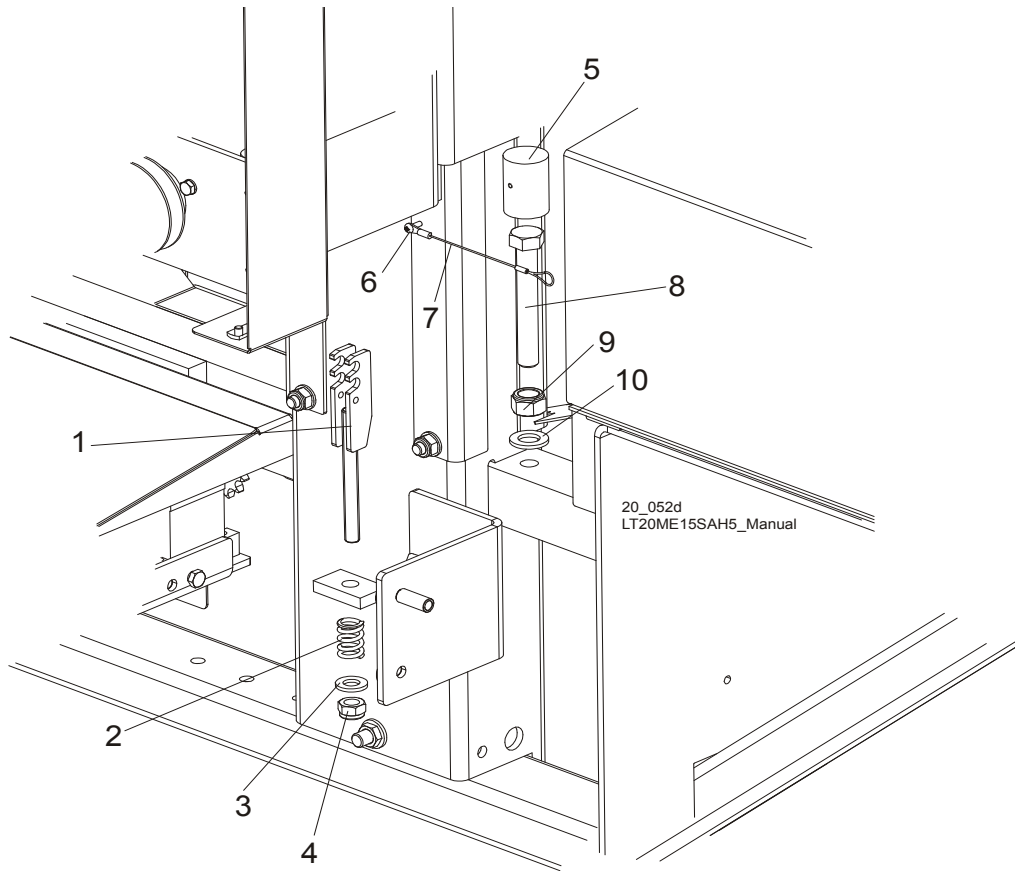
5.2 Up/Down Assembly, DC Mills



REF.	DESCRIPTION (◆ Indicates Parts Available In Assemblies Only)	PART #	QTY	
	MOTOR ASSEMBLY, LT20 DC UP/DOWN	098346	1	◆
	Motor Assembly, LT20 Up/Down	098299	1	
1	Box, R-63/66/F1/B3 Gear	097786	1	
2	Pulley, LT20	091078-1	1	
3	Screw, M8x8-33H Hex Socket Set Flat Point	F81014-1	1	
4	Shaft, LT20 Up/Down w/Sprocket	512249-1	1	
5	Key, A8x7x32 Parallel	088564	2	
6	Bearing Assembly, UCP 205CX	088468	1	
7	Ring, Z28 Outside Retaining	F81090-12	1	
8	Washer	098351	1	
	Sprocket Assembly	512276	2	
9	Sprocket, ULMER T08260	512247-1	1	
10	Spacer, Drive Bearing	098166	2	
11	Washer, 17 Flat Zinc	F81058-1	2	
12	Pin, Up/Down Drive Shaft	098289-1	1	
13	Nut, M16-8 Hex Nylon Zinc Lock	F81036-2	1	
14	Bushing, D42 Belt Tensioner Spacer Zinc-pl.	087965-1	1	
15	Bushing, Up/down Sprocket Spacer Zinc-pl.	088792-1	1	
16	Ring, W40 Inside Retaining	F81090-3	2	
17	Bolt, M12x45-8.8 Hex Head Zinc	F81004-32	2	

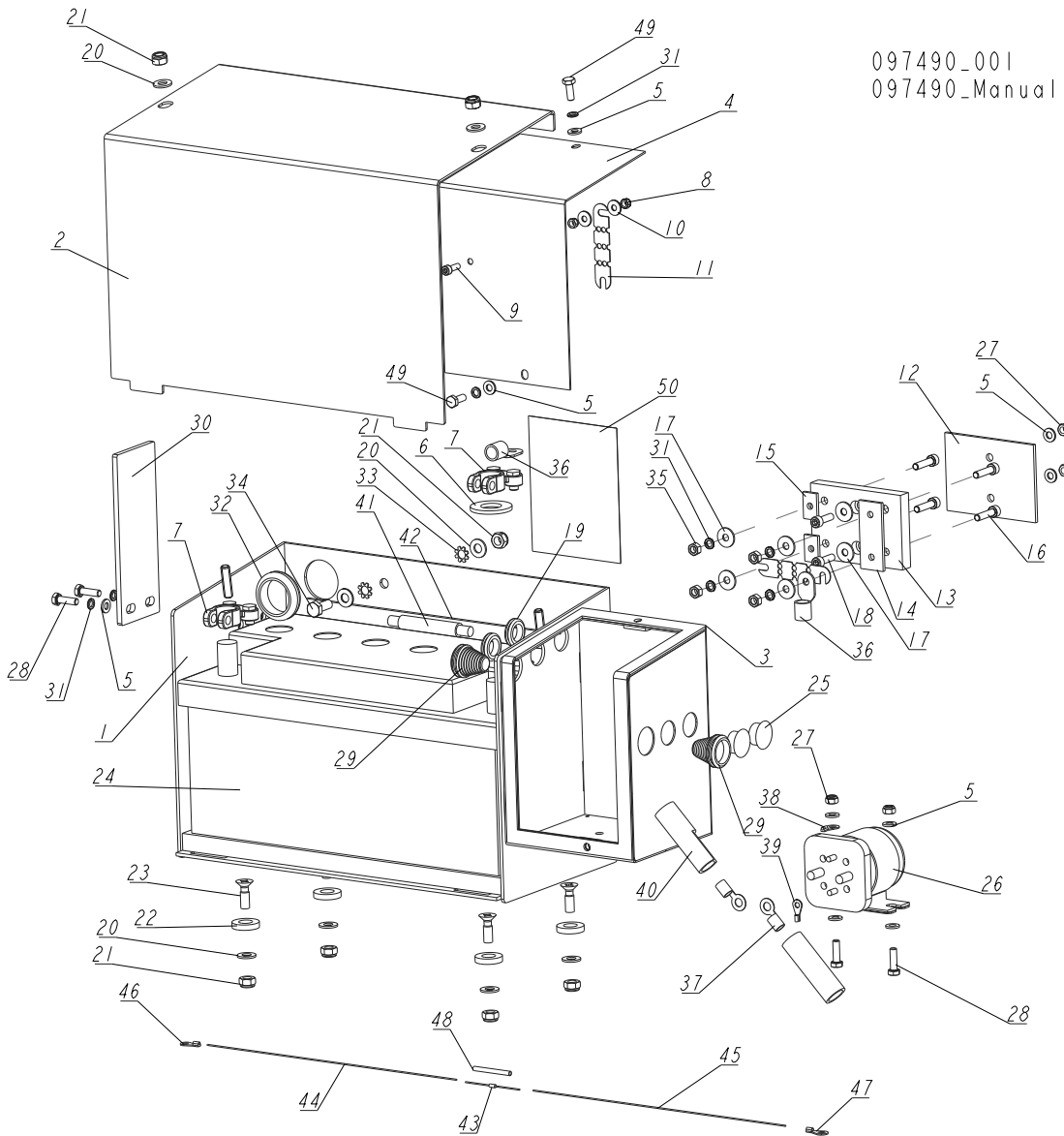
18	Washer, 13 Flat Zinc	F81056-1	4	
19	Nut, M12-8 Hex Nylon Zinc Lock	F81034-2	2	
	Motor Assembly, LT20 DC Up/Down	091303	1	
20	Plate, LT20 DC Up/Down Motor Mount	098363-1	1	
21	Motor, 0.5HP 12V DC Up/Down & Power Feed	006747	1	
	Brush Kit, 0.5/0.75HP 12VDC	061794		
22	Bolt, M6x25 -5.8 Hex Head Full Thread Zinc	F05005-1	3	
23	Washer, 6.4 Flat Zinc	F81053-1	3	
24	Pulley, "A" SR. 82/12.7	093158-1	1	
25	Bolt, M8x30-5.8 Hex Head Full Thread Zinc	F81002-2	4	
26	Washer, 8.4 Flat Zinc	F81054-1	18	
27	Nut, M8-8-B Hex Nylon Zinc Lock	F81032-2	8	
28	Screw, M6x8 Hex Socket Set Flat Point Zinc	F81013-1	2	
29	Bolt, M8x30-8.8-B Hex Head Full Thread Zinc	F81002-7	4	
30	V-Belt, HA-800 (Kleberg)	091086	1	

5.3 Up/Down Chain Tensioner Assembly



REF.	DESCRIPTION (◆ Indicates Parts Available In Assemblies Only)	PART #	QTY
1	TENSIONER WELDMENT, LT20 UP/DOWN CHAIN ZINC-PLATED	512259-1	1
2	SPRING, 14 X 30 X 3.2	090797	1
3	WASHER, 13 ZINC FLAT	F81056-1	1
4	NUT, M12-8 HEX NYLON ZINC LOCK	F81034-2	1
	BLOCK, HEAD SUPPORTING, COMPLETE	097775	1
5	Block, Head Support	097771-1	1
6	Screw, M4x12-5.8-B Cross Recessed Pan Head Zinc	F81011-43	1
7	Lanyard, 3/64 x 6	016030	1
8	BOLT, M16X110-8.8 HEX HEAD ZINC	F81006-24	1
9	NUT, M16-8 HEX NYLON ZINC LOCK	F81036-2	1
10	WASHER, 17 FLAT ZINC	F81058-1	1
	CHAIN, LT20 UP/DOWN TYPE 10B-2-111 LINKS	512641	1

5.4 Battery Box Assembly (DC Sawmills)



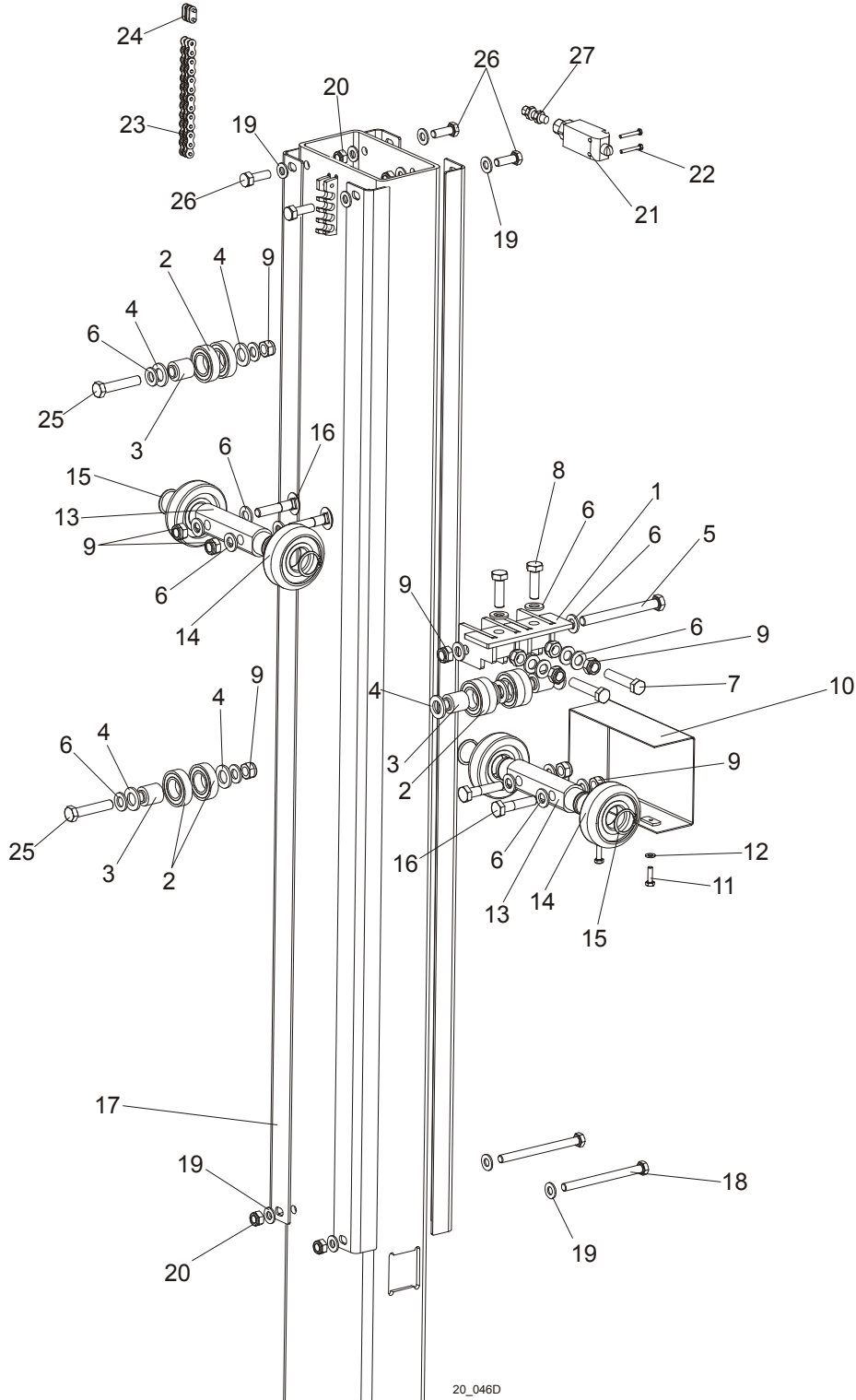
097490_001
 097490_Manual

REF.	DESCRIPTION (◆ Indicates Parts Available In Assemblies Only)	PART #	QTY
	BATTERY BOX, T20 B/H - COMPLETE	097490	1
1	BOX, BATTERY	097486-1	1
2	LID, BATTERY BOX	097489-1	1
3	GASKET, FUSE BOX	092226	1
4	LID, FUSE BOX	092222-1	1
5	WASHER, 6.4 FLAT ZINC	F81053-1	10
6	WASHER, FELT BATTERY TERMINAL	P12161	1
7	TERMINAL, BATTERY	P05085	2
8	NUT, M5-8 DIN985 ZINC-PLATED	F81030-2	2
9	SCREW, M5X16-8.8 HEX SOCKET HEAD CAP ZINC	F81000-25	1
10	WASHER, 5.5 SPECIAL FLAT ZINC	F81052-3	2
11	FUSE, 150A 12V LINK	023361	2
12	PLATE, 1/8 PLASTIC FUSE BOX	015287	1

REF.	DESCRIPTION (◆ Indicates Parts Available In Assemblies Only)	PART #	QTY
	BLOCK ASSEMBLY, FUSE, HIGH AMP	017665	1
13	FUSE BLOCK, RYERTEX HIGH AMP	017664	1
14	POST WELDMENT, FUSE BLOCK, HIGH AMP	017663	1
15	NUT, 1/4-20 WELD CADMIUM PLATED	S12392	2
16	SCREW, M6X25-8.8 HEX SOCKET HEAD CAP ZINC	F81001-41	4
17	WASHER, 6.5 SPECIAL FLAT ZINC	F81053-11	6
18	SCREW, M6X20 8.8 HEX SOCKET HEAD CAP ZINC	F81001-22	2
19	GROMMET, 5/8 ID RUBBER	P11764	2
20	WASHER, 8.4 FLAT ZINC	F81054-1	8
21	NUT, M8 8 HEX NYLON ZINC LOCK	F81032-2	7
22	BUSHING, 12.6 HOLE 5MM LONG SPACER	R80671-5	4
23	SCREW, M8X25-5.8 CROSS RECESSED COUNTERSUNK HEAD ZINC	F81002-51	4
24	BATTERY, "BANNER" 12V100AH	088323	1
25	CAP, SR1086 22.2 HOLE	093544	2
26	SOLENOID, 200A 12V SPST CONT. DUTY	015470	1
27	NUT, M6-8-B HEX NYLON ZINC LOCK	F81031-2	4
28	BOLT, M6X20 8.8 HEX HEAD FULL THREAD ZINC	F81001-2	4
29	GROMMET, 1709 (26/3/10-22) STEPPED	098816	2
30	PLATE, GUIDE	098662-1	1
31	WASHER, Z 6.1 SPLIT LOCK ZINC	F81053-3	8
32	GROMMET, PVC 32/38 BL.3MM	500663	1
33	WASHER, 8.4 EXTERIOR STAR LOCK ZINC	F81054-3	2
34	BOLT, M8X20 8.8 HEX HEAD FULL THREAD ZINC	F81002-4	1
35	NUT, M6 8 HEX ZINC	F81031-1	4
36	TERMINAL, KO50/6 RING	F81067-4	2
37	TERMINAL, KO50/8 RING	F81067-2	2
38	TERMINAL, KO 2.5/6 RING	F81064-13	1
39	TERMINAL, KO 2.5/5 RING	F81064-1	1
40	BOOT, 5/8 BLACK BATTERY TERMINAL	S11947	2
41	CABLE, H07V-K BK 1X50	R80591-1	1
42	CABLE, H05V-K 1X1MM2 BK BLACK	R80583-21	1
	DIODE, INDUCTIVE KICK PROTECTION - COMPLETE	087496	1
43	DIODE, 1N4007	087497	1
44	CABLE, H05V-K 1X1MM2 RD RED	R80583-2	1
45	CABLE, H05V-K 1X1MM2 BK BLACK	R80583-21	1
46	TERMINAL, KO 2.5/5 RING	F81064-1	1
47	TERMINAL, 2.5/6 RING	F81064-13	1
48	TUBING, RC4/1 BLACK HEAT SHRINK	R80600-5	1
49	BOLT, M6X16-8.8 HEX HEAD FULL THREAD ZINC	F81001-15	2
50	DECAL, FUSE LINK 150A ID	015369	1

SECTION 6 UP/DOWN ROLLERS & BLADE HEIGHT SCALE

6.1 Up/Down Rollers

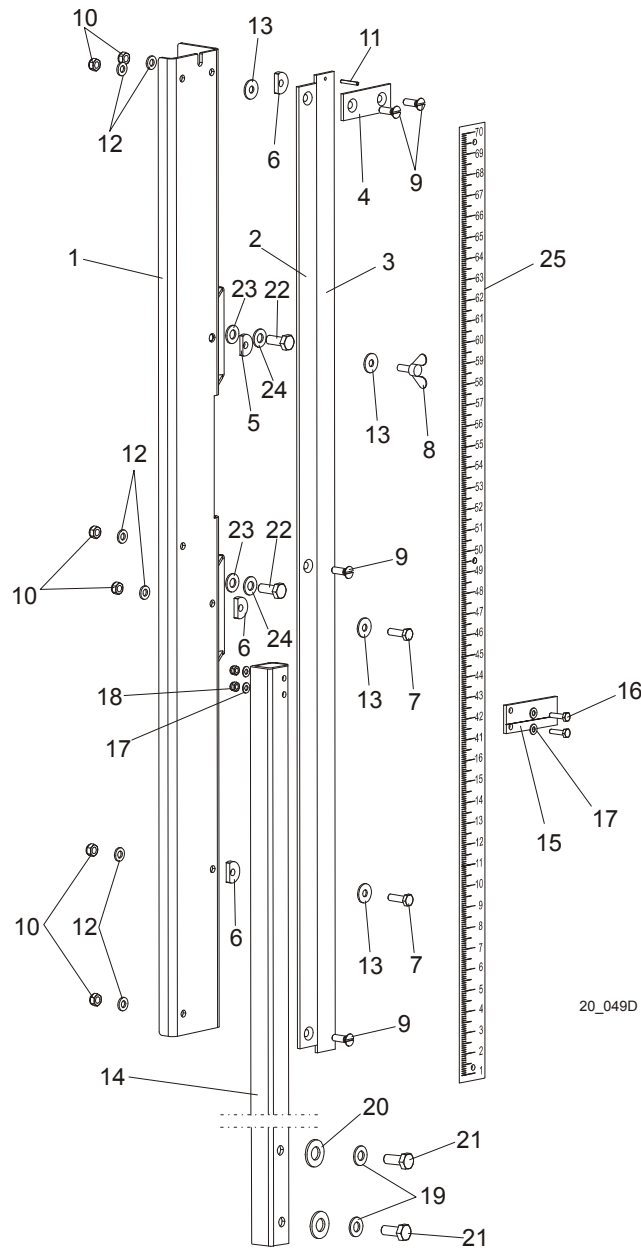


20_046D

REF.	DESCRIPTION (◆ Indicates Parts Available In Assemblies Only)	PART #	QTY
1	BRACKET WELDMENT, LT20 UP/DOWN ROLLER PTD	091095-1	1

2	BEARING, 6005 2RS CX	089652	8	
3	BUSHING, LT20 UP/DOWN ROLLER	090790	4	
4	WASHER, 17 ZINC FLAT	F81058-1	10	
5	BOLT, M12 X 120 8.8 HEX HEAD ZINC	F81004-38	1	
6	WASHER, 13 ZINC FLAT	F81056-1	20	
7	BOLT, M12 X 60-8.8 HEX HEAD FULL THREAD ZINC	F81004-51	2	
8	BOLT, M12 X 40-8.8 HEX HEAD FULL THREAD ZINC	F81004-4	2	
9	NUT, M12-8 HEX NYLON ZINC LOCK	F81034-2	11	
10	GUARD, LT20 UP/DOWN ROLLERS PTD	091619-1	1	
11	BOLT, M6 X 20-8.8 HEX HEAD FULL THREAD ZINC	F81001-2	2	
12	WASHER, 6.4 ZINC FLAT	F81053-1	2	
13	SHAFT, UP/DOWN ROLLERS ZINC-PLATED	090616-1	2	
14	ROLLER, CBK-468	088433	4	
15	RING, Z30 SPRING RETAINING	F81090-23	4	
16	BOLT, M12X55-8.8 HEX HEAD FULL THREAD ZINC	F81004-43	4	
17	ANGLE, LT20 MAST TUBE	091182	4	
18	BOLT, M10 X 125-8.8 HEX HEAD ZINC	F81003-18	2	
19	WASHER, 10.5 ZINC FLAT	F81055-1	22	
20	NUT, M10-8-B HEX NYLON ZINC LOCK	F81033-1	10	
21	SWITCH, GLCB01C LIMIT	100910	1	
22	BOLT, M4 X 30 8.8 HEX HEAD FULL THREAD ZINC	F81011-5	2	
23	CHAIN, LT20 UP/DOWN TYPE 10B-2-111 LINKS	512641	1	
24	LINK, 10B-2Pz	088673	1	
25	BOLT, M12X60-8.8 HEX HEAD ZINC	F81004-5	2	
26	BOLT, M10X25-8.8 HEX HEAD FULL THREAD ZINC	F81003-11	4	
27	GROMMET DP 9/H	F81096-2	1	

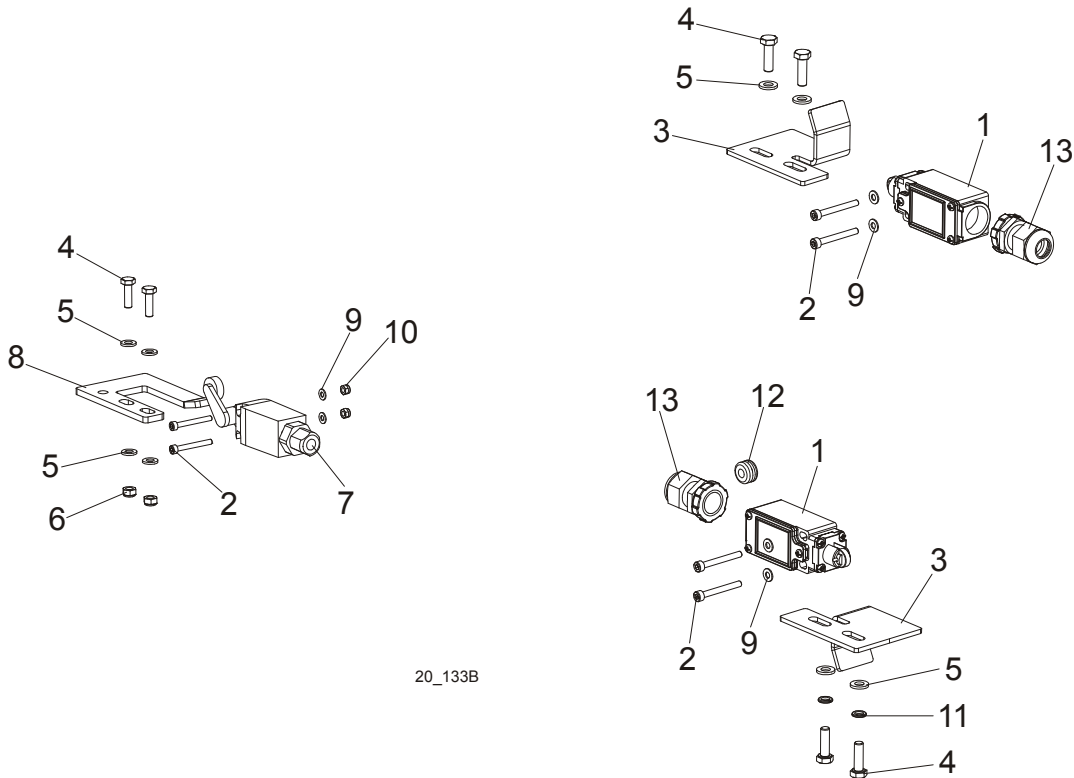
6.2 Blade Height Scale



REF.	DESCRIPTION (◆ Indicates Parts Available In Assemblies Only)	PART #	QTY
	SCALE, LT20 W/INDICATOR COMPLETE	504253	1
	SCALE, LT20 COMPLETE	093135	1
1	BRACKET, SCALE MOUNT PTD	092749-1	1
2	BAR, SCALE	092750	1
3	BAR, INCH SCALE	093133	1
4	BAR, SCALE MOUNT	093134	1
5	WASHER, 6.2X20X3.5 SPECIAL	503096	1
6	WASHER, 6.2X20X4.5 SPECIAL	503098	3
7	BOLT, M6X20-8.8 HH FULL THREAD ZINC	F81001-2	2
8	SCREW, M6X16 BN276 DIN 316 THUMB	F81001-16	1

9	SCREW, M6X20- 4.8-B FE/ZN5 PN-85/M-82207	F81001-31	4	
10	NUT, M6-8-B HEX NYLON LOCK ZINC	F81031-2	6	
11	PIN, 3x20 ROLL ZINC	F81044-5	1	
12	WASHER, 6.4 FLAT ZINC	F81053-1	6	
13	WASHER, 6.5 SPECIAL FLAT ZINC	F81053-11	4	
	INDICATOR, LT20 CUTTING HEIGHT COMPLETE	504086	1	
14	BRACKET, SCALE INDICATOR MOUNT PTD	092751-1	1	
15	INDICATOR, BLADE HEIGHT SCALE	094821	1	
16	BOLT, M5x16-8.8 HEX HEAD FULL THREAD ZINC	F81000-20	2	
17	WASHER, 5.3 FLAT ZINC	F81052-1	4	
18	NUT, M5-8-Fe/Zn5 DIN985	F81030-2	2	
19	WASHER, 8.4 FLAT ZINC	F81054-1	2	
20	WASHER, 8.2 SPLIT LOCK ZINC	F81054-4	2	
21	BOLT, M8 X 45 - 8.8 HEX HEAD FULL THREAD ZINC	F81002-14	2	
22	BOLT, M8 X 20-5.8 HEX HEAD FULL THREAD ZINC	F81002-1	2	
23	WASHER, 8.5 SPECIAL FLAT ZINC	F81054-11	2	
24	WASHER, 8.2 SPLIT LOCK ZINC	F81054-4	2	
25	DECAL, LT20 0-80CM METRIC SCALE	091239	1	
	DECAL, 45-63MM METRIC	P12040-2	1	
	DECAL, 16-40MM METRIC	P12040-1	1	

6.3 Limit Switches

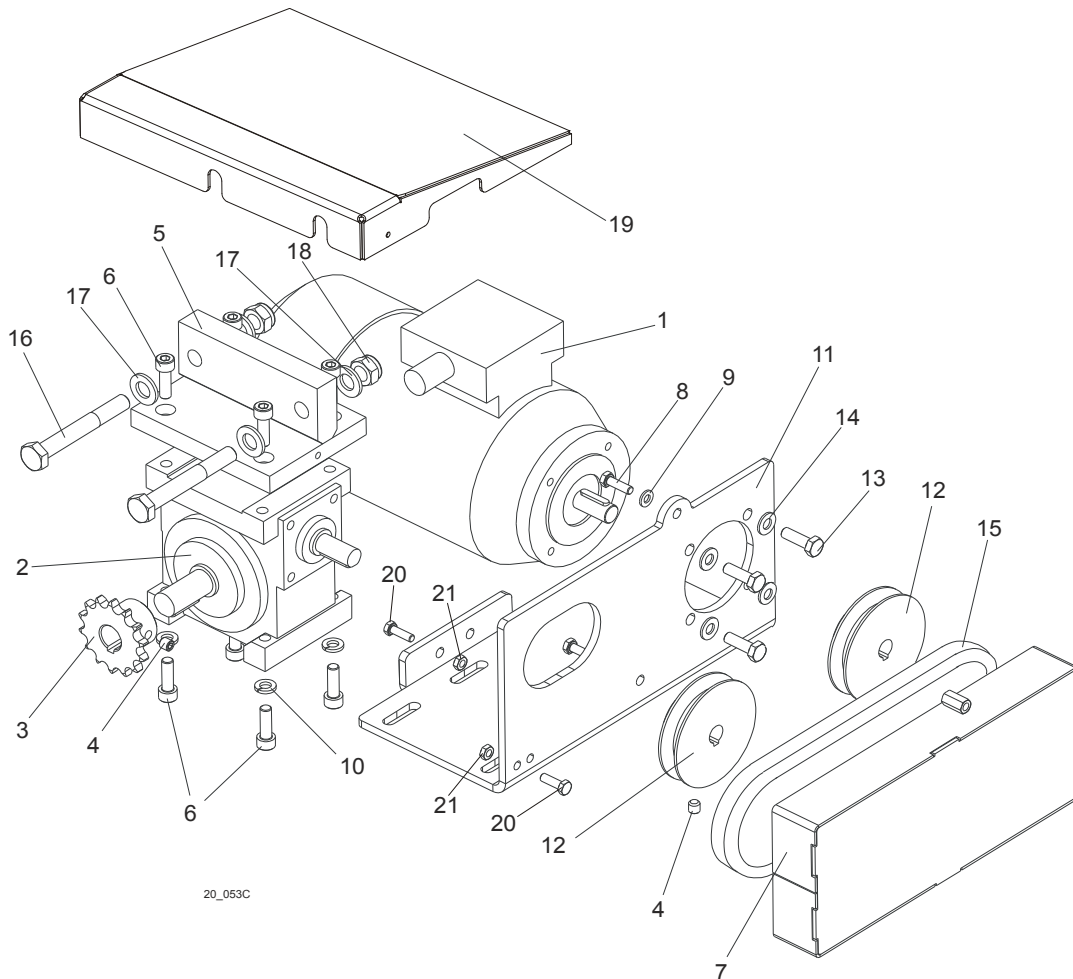


20_133B

REF.	DESCRIPTION (◆ Indicates Parts Available In Assemblies Only)	PART #	QTY
1	SWITCH, GLCB01C LIMIT	100910	2
2	SCREW, M4x35-8.8 HEX SOCKET HEAD CAP ZINC	F81011-34	6
3	BRACKET, LIMIT SWITCH	091682-1	2
4	BOLT, M6X20-8.8 HH FULL THREAD ZINC	F81001-2	6
5	WASHER, 6.4 FLAT ZINC	F81053-1	8
6	NUT, M6-8-B HEX NYLON LOCK ZINC	F81031-2	2
7	SWITCH, GLCB01A1B LIMIT	100931	1
8	BRACKET, LIMIT SWITCH	091852-1	1
9	WASHER, 4.3 FLAT ZINC	F81051-2	6
10	NUT, M4-B HEX NYLON LOCK ZINC	F81029-1	2
11	WASHER, Z6.1 SPLIT LOCK ZINC	F81053-3	2
12	GROMMET, RUBBER INSIDE DIA 6mm	085338	1
13	STUFFING-BOX, SKINTOP PG 13.5	086524	2

SECTION 7 POWER FEED & TRACK ROLLERS

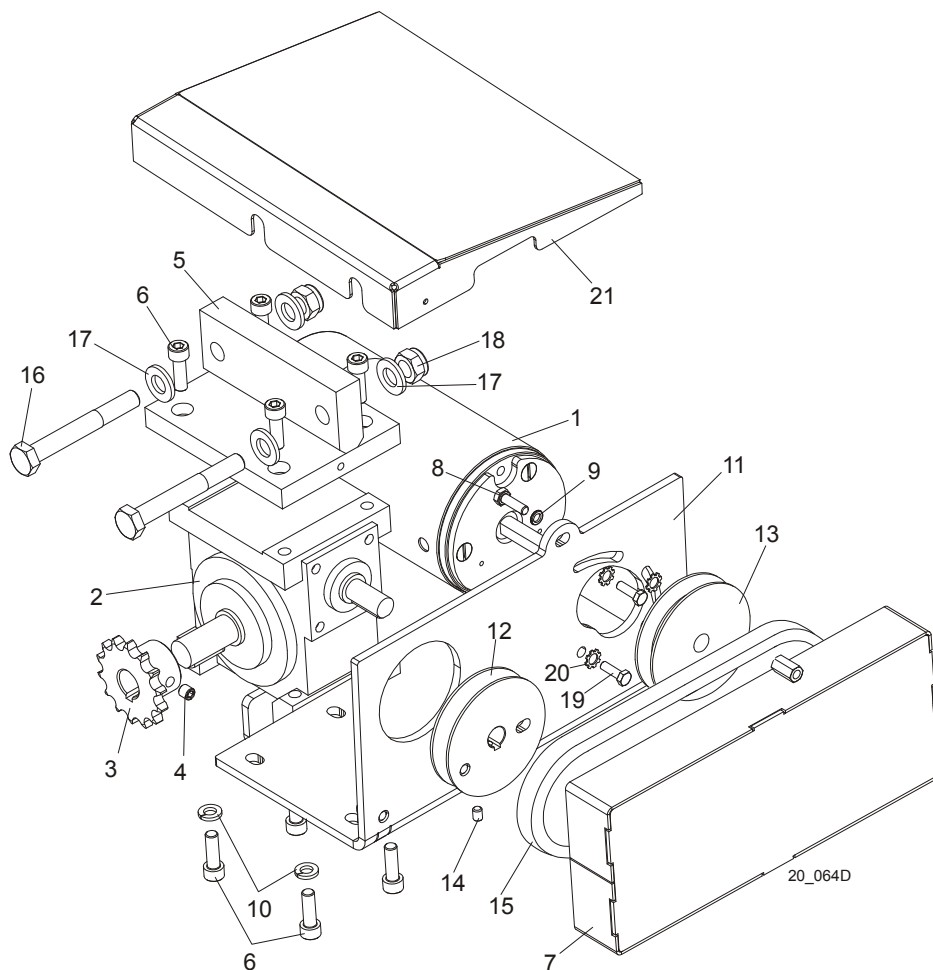
7.1 Power Feed Assembly, AC Mills



REF.	DESCRIPTION (◆ Indicates Parts Available In Assemblies Only)	PART #	QTY
	POWER FEED ASSEMBLY, LT20 AC	091196	1
1	Motor, Kh71X-2C2, RAL 9005	097313	1
2	Gear Box, RA-04/7.5/D1/N+S/B8 w/Output Shaft	090698	1
3	Sprocket, 08B Z14 Zinc-plated	090702-1	1
4	Screw, M8x8-33H Hex Socket Set Flat Point Zinc	F81014-1	1
5	Bracket, Power Feed Gear Box Mount	090715-1	1
6	Screw, M8X25-8.8 Hex Socket Head Cap Zinc	F81002-21	4
7	Guard, Power Feed Drive Belt	091195-1	1
8	Bolt, M6x20-8.8 Hex Head Full Thread Zinc	F81001-2	2
9	Washer, 6.4 Zinc Flat	F81053-1	2
10	Washer, 8.2 Split Lock Zinc	F81054-4	4
11	Bracket, Power Feed Gear Box	091191	1
12	Pulley, LT20 Power Feed Gear Box Ptd	090699-1	2
13	Bolt, M6x20-8.8-B Hex Head Full Thread Zinc	F81001-2	4
14	Washer, 6.1 Split Lock Zinc	F81053-3	4

15	V-Belt, HA-560 (STOMIL-SANOK)	088562	1	
16	BOLT, M12X90-8.8 HEX HEAD ZINC	F81004-2	2	
17	WASHER, 13 ZINC FLAT	F81056-1	4	
18	NUT, M12-8 HEX NYLON ZINC LOCK	F81034-2	2	
19	GUARD, POWER FEED MOTOR	093780-1	1	
20	BOLT, M8 x 25mm HEX HEAD GR 5.8 ZINC	F81002-5	2	
21	NUT, M8 HEXAGON, GRADE 5.8 FREE ZINC	F81032-1	2	

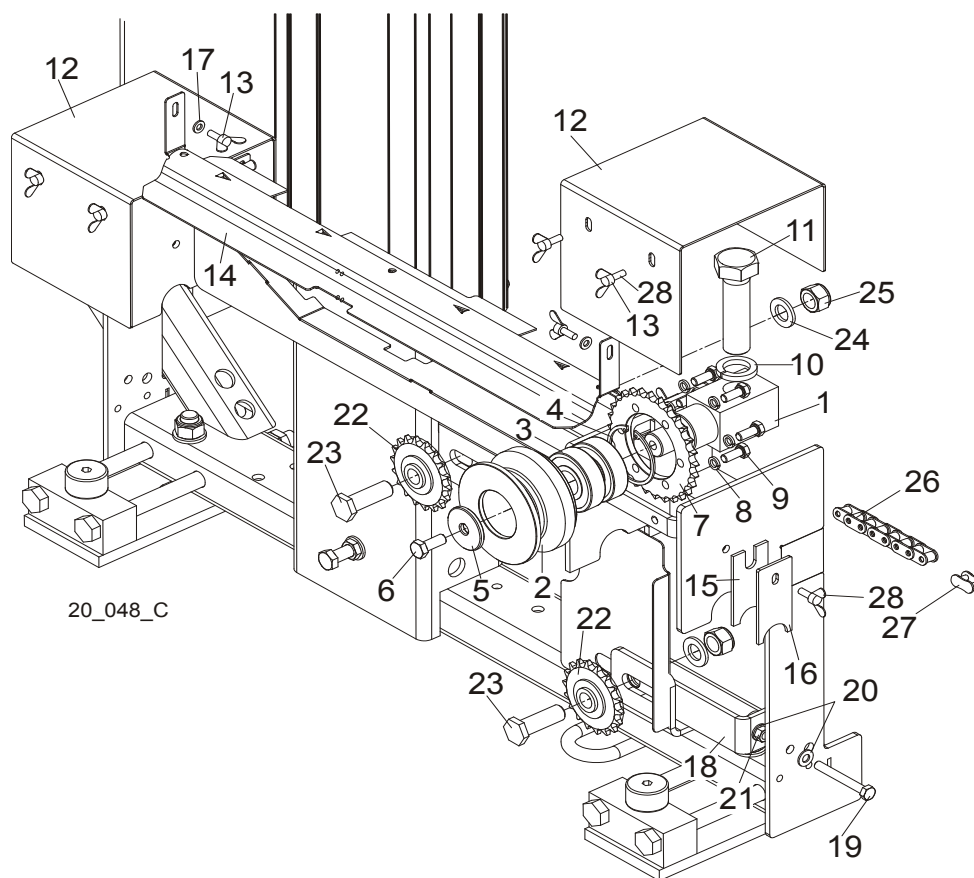
7.2 Power Feed Assembly, DC Mills



REF.	DESCRIPTION (◆ Indicates Parts Available In Assemblies Only)	PART #	QTY
	POWER FEED ASSEMBLY, LT20 DC	090703	1
1	Motor, 12V 0.5HP	006747	1
	Brush Kit, 1/2 HP 12V DC	061794	
2	Gear Box, RA-04/7.5/WBS/i1/N+S/B8 w/Output Shaft	090698	1
3	Sprocket, 10B Z14 Zinc-plated	090702-1	1
4	Screw, M8x8-33H Hex Socket Set Flat Point Zinc	F81014-1	1
5	Bracket, Power Feed Gear Box Mount	090715-1	1
6	Screw, M8X25-8.8 Hex Socket Head Cap Zinc	F81002-21	4
7	Guard, Power Feed Drive Belt	091195-1	1
8	Bolt, M6x20-8.8 Hex Head Full Thread Zinc	F81001-2	2
9	Washer, M6 Split Lock Zinc	F81053-3	2
10	Washer, 8.2 Split Lock Zinc	F81054-4	4
11	Plate, LT20 Power Feed Motor Mount Ptd	502550-1	1
12	Pulley, LT20 Power Feed Gear Box Ptd	090699-1	2
13	Sheave, Up/Down Motor "A" 82/12.7 Ptd	093158-1	1
14	Screw, M6x8 Hex Socket Set Cone Point Zinc	F81013-1	3
15	V-Belt, HA-560 (STOMIL-SANOK)	088562	1

16	Bolt, M12x90-8.8 Hex Head Zinc	F81004-2	2	
17	Washer, 13 Zinc Flat	F81056-1	4	
18	Nut, M12-8 Hex Nylon Zinc Lock	F81034-2	2	
19	Bolt, 1/4-20x3/4 FT HHC	F05005-1	3	
20	Washer, M6 Star Lock Zinc	F81053-2	3	
21	GUARD, POWER FEED MOTOR	093780-1	1	

7.3 Upper Track Rollers And Wipers



REF.	DESCRIPTION (◆ Indicates Parts Available In Assemblies Only)	PART #	QTY
	ROLLER ASSEMBLY, LT20 UPPER TRACK	090662	2
	ROLLER ASSEMBLY, LT20B UPPER TRACK	513500-1 ¹	2
1	Block, Upper Track Roller Mount	090665	1
2	Roller, Upper Track	090663	1
3	Bearing, 6305 2RS NSK	P08066	2
4	Ring, 2 7/16" Bevelled Snap	F04254-21	1
5	Washer, Drive Wheel	086286	1
6	Bolt, M10x25-8.8 Hex Head Full Thread Zinc	F81003-11	1
7	Sprocket, O8B Z28	090664 ²	2
8	Washer, 8.2 Split Lock Zinc	F81054-4 ²	6
9	Bolt, M8x20-5.8 Hex Head Full Thread Zinc	F81002-1 ²	6
10	WASHER, Z 24.5 SPLIT LOCK ZINC	F81061-4	2
11	BOLT, M24X2X90-8.8 HEX HEAD FULL THREAD ZINC	F81009-2	2
12	GUARD, UPPER TRACK ROLLER	090749-1	2
13	SCREW, M6 X 16 BN276 DIN 316 THUMB	F81001-16 ¹	4
14	COVER, LT20 MIDDLE TRACK W/FELT - SERVICE	091656-S	1
	Cover, LT20 Middle Track Ptd	091656-1	1
	Strip, 3/16 X 2 X 23 Felt	S09915	1

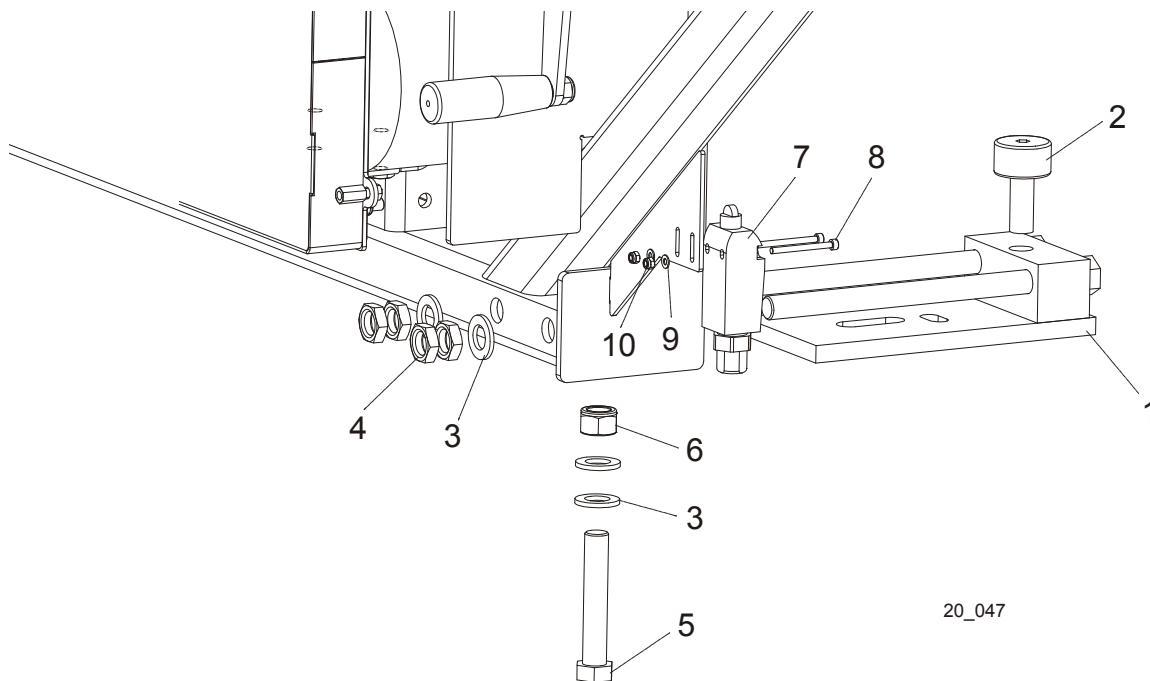
15	WIPER, TOP RAIL	M04113	2	
16	PLATE, TRACK WIPER PTD	088559-1	2	
17	WASHER, 6.4 ZINC FLAT	F81053-1	2	
18	TENSIONER, POWER FEET SPROCKET	092862-1 ³	1	
19	BOLT, M8 X 65MM,HH,GRADE 5.8, ZINC	F81002-3 ³	1	
20	WASHER, M8, FLAT, ZINC	F81054-1 ³	2	
21	NUT, M8 HEXAGON,GRADE 5.8 FREE ZINC	F81032-1 ³	1	
22	SPROCKET, IDLER Z=18 KSR16.L0.08.10.18.0	088700 ³	2	
23	BOLT, SPROCKET MOUNT	091744-1 ³	2	
24	WASHER, 17 FLAT ZINC	F81058-1 ³	2	
25	NUT, M16,HEX, NYLON ZINC LOCK	F81036-2 ³	2	
26	CHAIN, LT20 08B-185 TYPE POWER FEED	091624 ³	1	
27	LINK, 08B-1PZ MASTER	091625 ³	1	
28	SCREW, M6 X 20 BN276 DIN 316 THUMB	F81001-58	10	
	SCREW, M6 X 20 BN276 DIN 316 THUMB	F81001-58	4 ¹	

¹ Belongs to LT20B-ECP

² Does not belongs to 513500-1

³ Does not belongs to LT20B-ECP

7.4 Lower Track Rollers

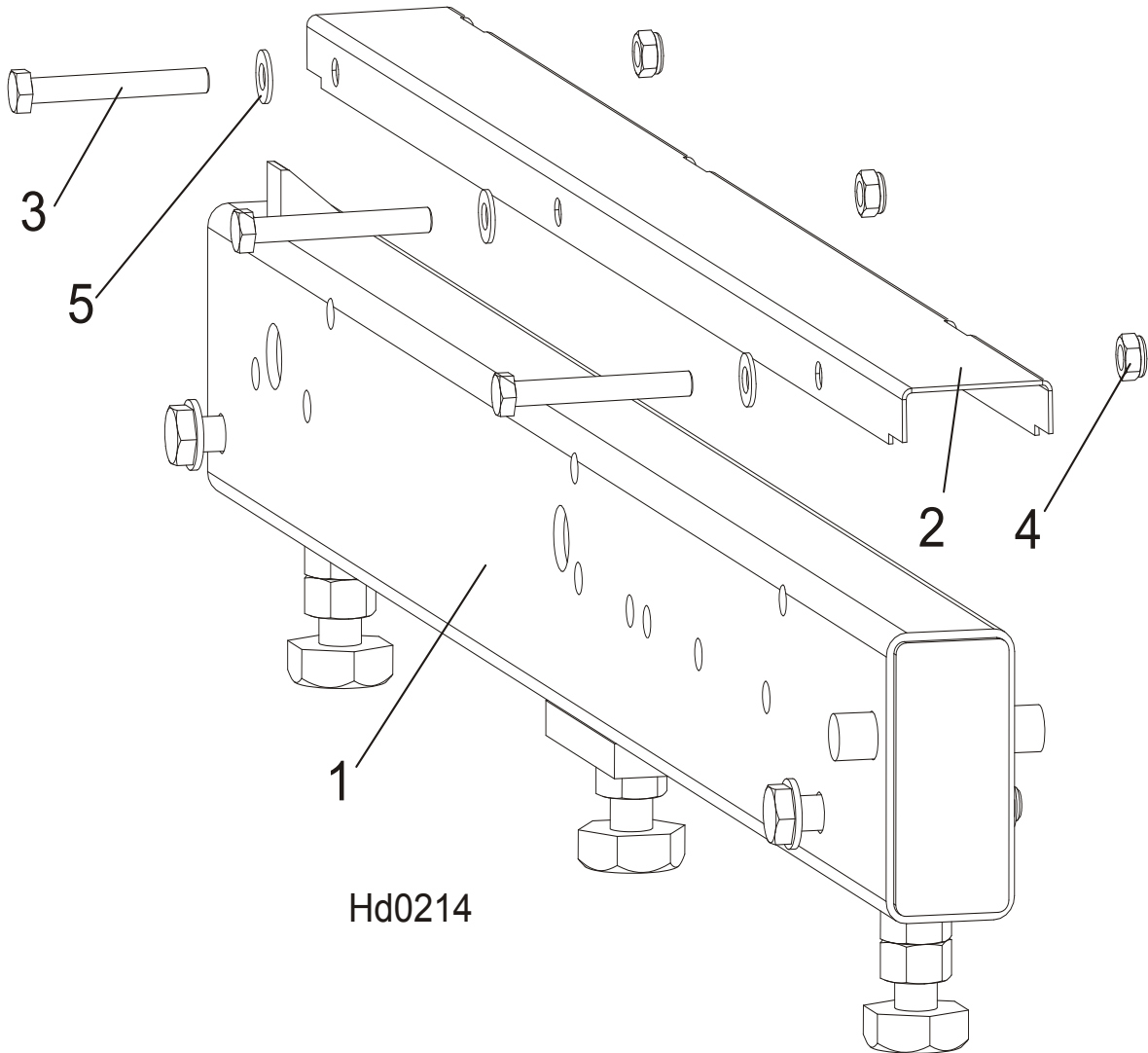


20_047

REF.	DESCRIPTION (◆ Indicates Parts Available In Assemblies Only)	PART #	QTY
	ROLLER ASSEMBLY, LT20 LOWER TRACK	090670	2
1	Bracket, LT20 Lower Track Roller	090671-1	1
2	Bearing, Cam Follower (McGill)	012797	1
3	WASHER, 17 ZINC FLAT	F81058-1	4
4	NUT, M16 HEX THIN ZINC	F81036-4	4
5	BOLT, M16 X 90-8.8 HEX HEAD ZINC	F81006-17	1
6	NUT, M16-8 HEX NYLON ZINC LOCK	F81036-2	1
7	SWITCH, GLCB01A1B LIMIT	100931	1
8	SCREW, M4 X 45-8.8 HEX SOCKET HEAD CAP ZINC	F81011-33	2
9	NUT, M4-B HEX NYLON ZINC LOCK	F81029-1	2
10	WASHER, 4.3 ZINC FLAT	F81051-2	2

SECTION 8 BED FRAME ASSEMBLY

8.1 Bed Rail Assembly, Front

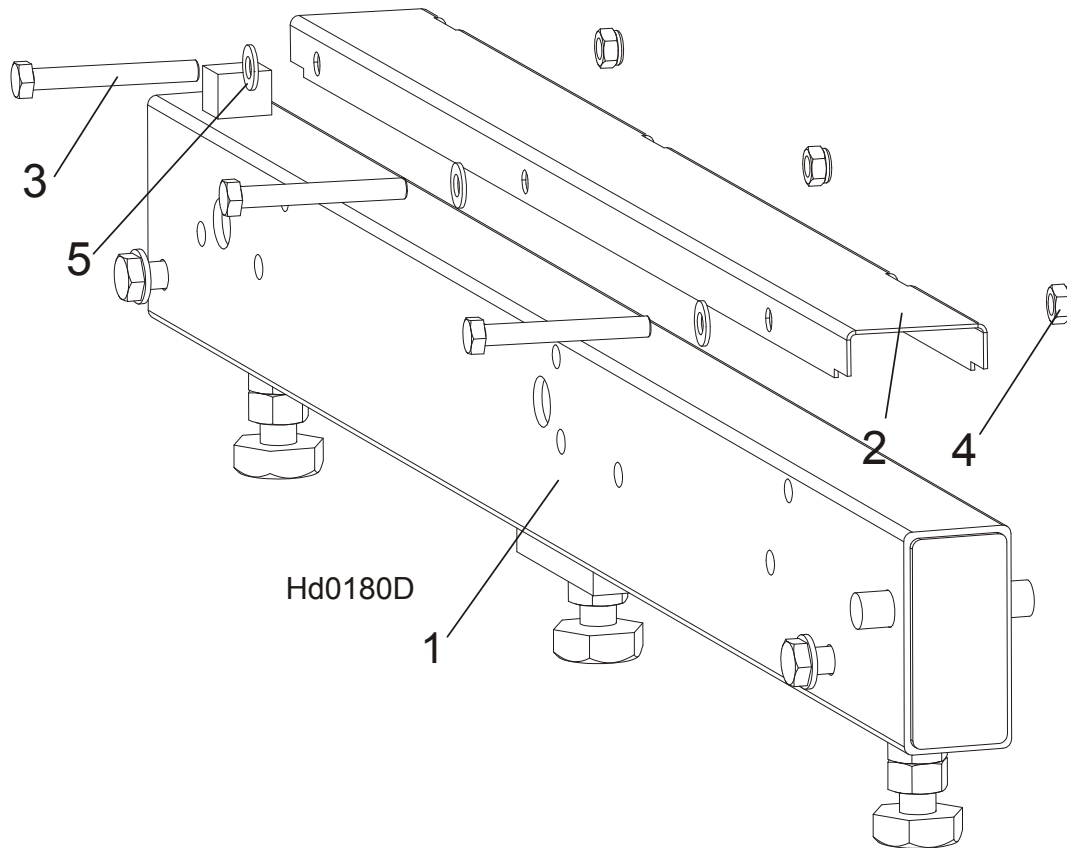


Hd0214

REF.	DESCRIPTION (◆ Indicates Parts Available In Assemblies Only)	PART #	QTY
1	BED DRIVE ROLLER (S&M FRAME)	100676	1
2	COVER, STAINLESS STEEL BED RAIL	099124	1
3	BOLT, M8X65-5.8 ZINC HEX HEAD	F81002-3	3
4	NUT, M8-8-B HEX NYLON ZINC LOCK	F81032-2	3
5	WASHER, 8.4 FLAT ZINC	F81054-1	3

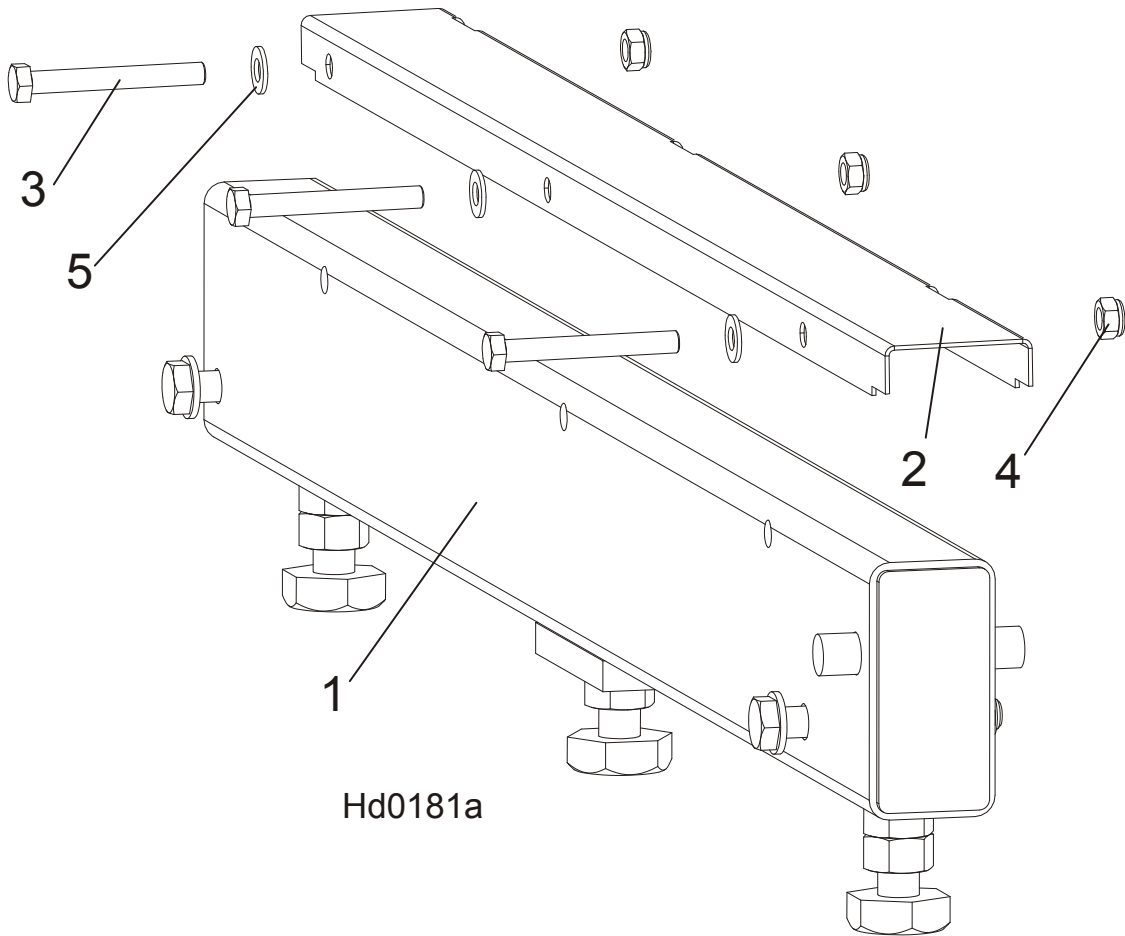
8 **Bed Frame Assembly**
Bed Rail Assembly, Rear

8.2 Bed Rail Assembly, Rear



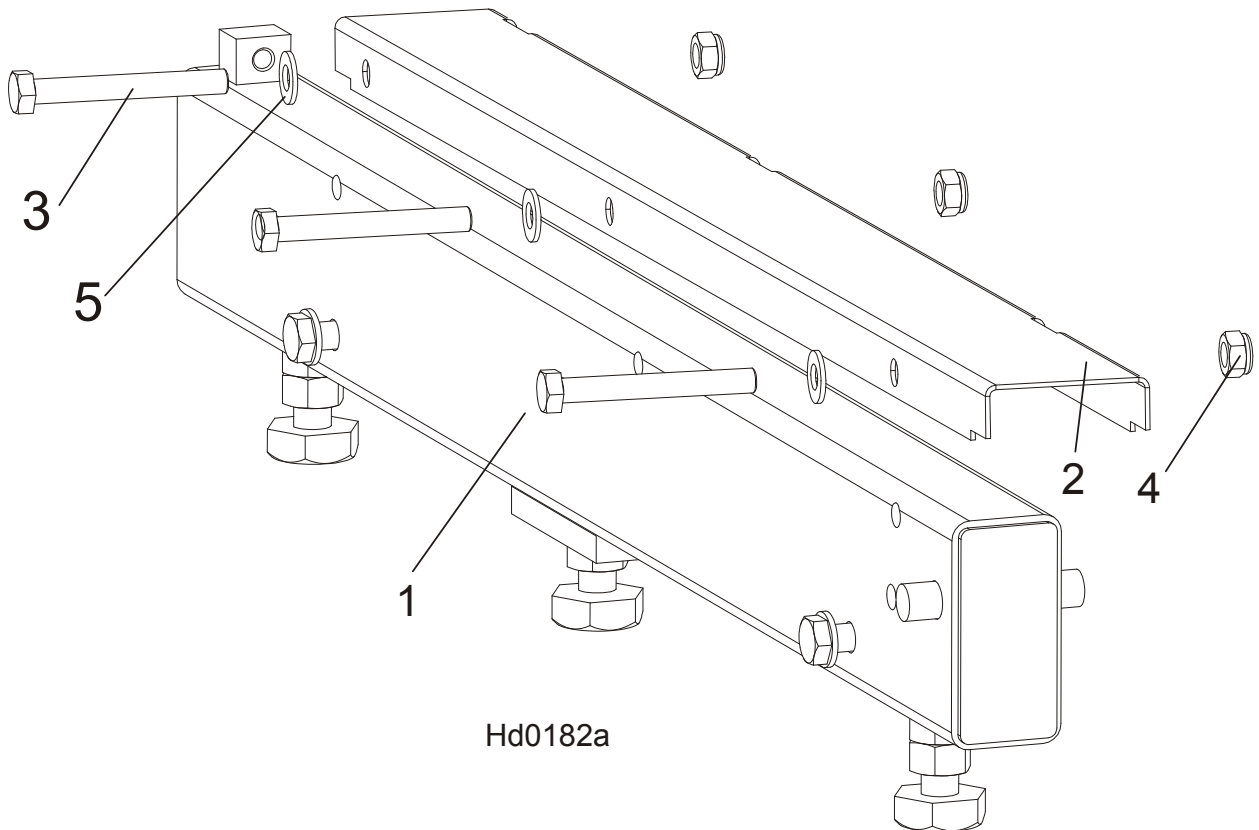
REF.	DESCRIPTION (◆ Indicates Parts Available In Assemblies Only)	PART #	QTY	
1	BED RAIL ASSEMBLY, REAR PAINTED	091555	1	
2	COVER, STAINLESS STEEL BED RAIL	099124	1	
3	BOLT, M8X65-5.8 ZINC HEX HEAD	F81002-3	3	
4	NUT, M8-8-B HEX NYLON ZINC LOCK	F81032-2	3	
5	WASHER, 8.4 FLAT ZINC	F81054-1	3	

8.3 Bed Rail Assembly, Front Middle



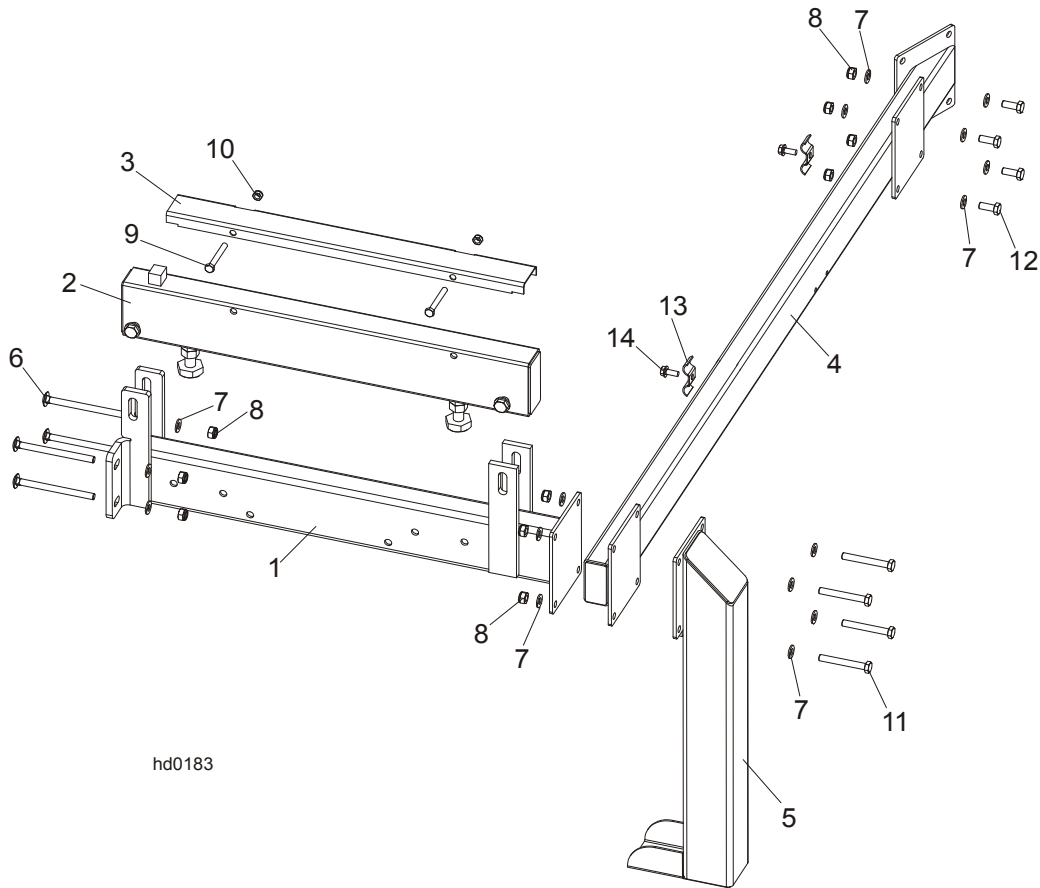
REF.	DESCRIPTION (◆ Indicates Parts Available In Assemblies Only)	PART #	QTY
1	BED RAIL ASSEMBLY, FRONT MIDDLE	091556	1
2	COVER, STAINLESS STEEL BED RAIL	099124	1
3	BOLT, M8X65-5.8 ZINC HEX HEAD	F81002-3	3
4	NUT, M8-8-B HEX NYLON ZINC LOCK	F81032-2	3
5	WASHER, 8.4 FLAT ZINC	F81054-1	3

8.4 Bed Rail Assembly, Rear Middle



REF.	DESCRIPTION (◆ Indicates Parts Available In Assemblies Only)	PART #	QTY
1	BED RAIL ASSEMBLY, REAR MIDDLE PAINTED	091557	1
2	COVER, STAINLESS STEEL BED RAIL	099124	1
3	BOLT, M8X65-5,8 ZINC HEX HEAD	F81002-3	3
4	NUT, M8-8-B HEX NYLON ZINC LOCK	F81032-2	3
5	WASHER, 8.4 FLAT ZINC	F81054-1	3

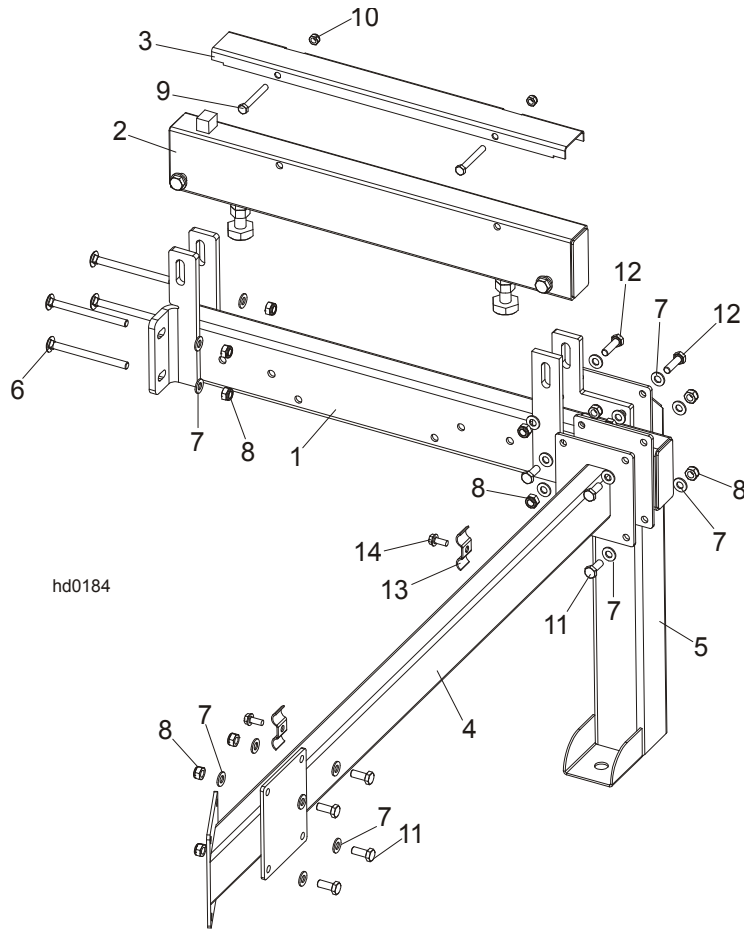
8.5 Clamp Mount Assembly, Front (A/DH5/7)



hd0183

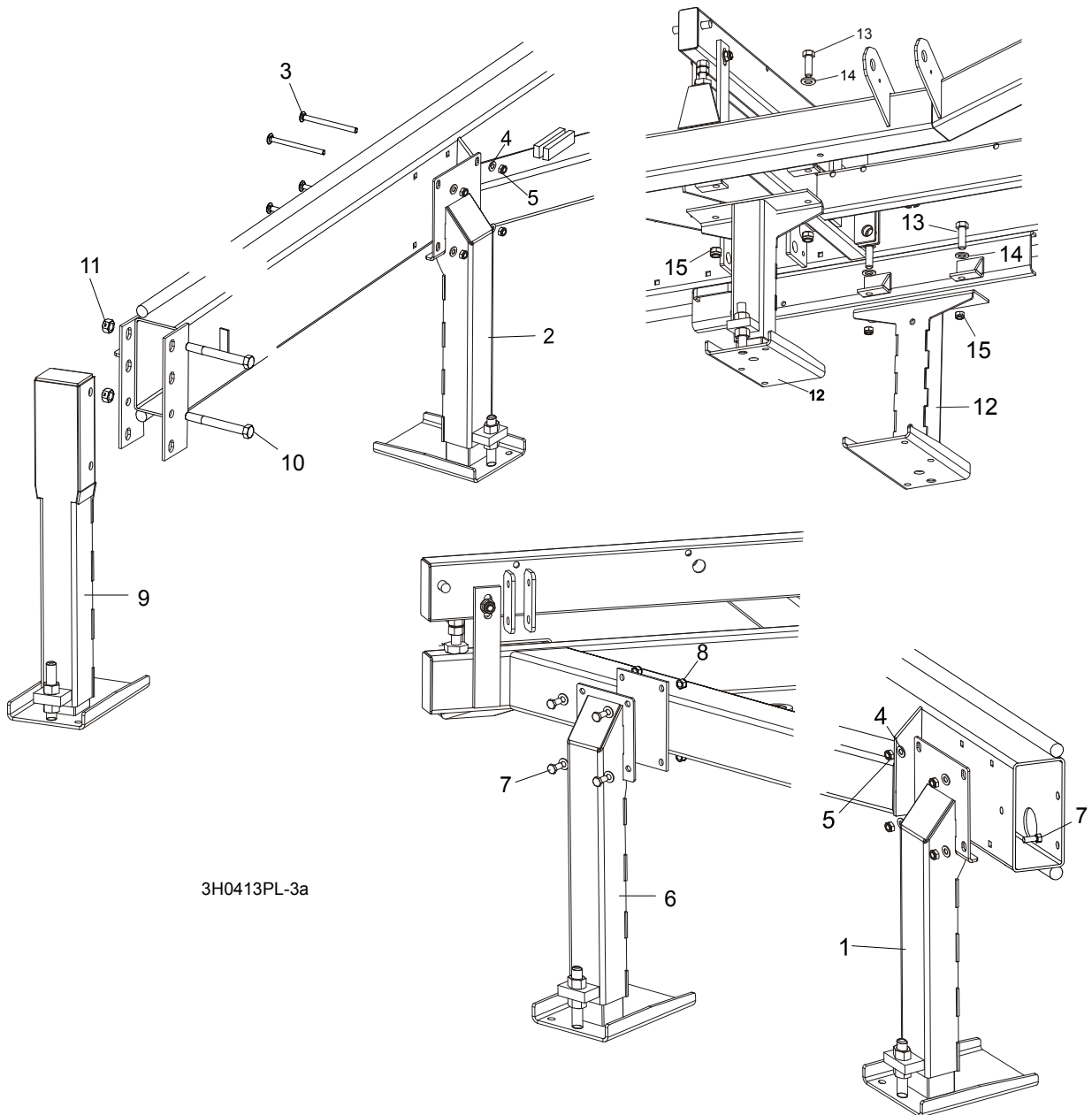
REF.	DESCRIPTION (◆ Indicates Parts Available In Assemblies Only)	PART #	QTY
	CLAMP MOUNT ASSEMBLY - FRONT	092937	1
1	Bed Rail Assembly, Front	092903-1	1
2	Bed Rail AH5/DH5	095131-1	1
3	Cover, 22.75 SS LT50 Pivot	099123	1
4	Tube Weldment, Bed Front	092904-1	1
5	Leg, Stationary Left	087450-1	1
6	Bolt, M10 X 125-8.8 Carriage Head	F81003-34	4
7	Washer, 10.5 Flat Zinc	F81055-1	20
8	Nut, M10 Hex Nylon Zinc Lock	F81033-1	12
9	Bolt, M8x65-5.8 Hex Head Zinc	F81002-3	2
10	Nut, M8 Hex Nylon Zinc Lock	F81032-2	2
11	Bolt, M10x75-8.8 Hex Head Zinc	F81003-15	4
12	Bolt, M10x25-8.8 Hex Head Full Thread Zinc	F81003-11	4
13	Plate, 1/4 Hose Clamp	S09245	2
14	Screw, 5/16-18x3/4 Self-Tapping	F05015-30	2

8.6 Clamp Mount Assembly, Rear (A/DH5/7)



REF.	DESCRIPTION (◆ Indicates Parts Available In Assemblies Only)	PART #	QTY
	CLAMP MOUNT ASSEMBLY - REAR	092938	1
1	Bed Rail Assembly, Rear	092902-1	1
2	Bed Rail AH5/DH5	095131-1	1
3	Cover, 22.75 SS LT50 Pivot	099123	1
4	Tube Weldment, Bed Rear	092907-1	1
5	Leg, Stationary Left	087450-1	1
6	Bolt, M10 X 125-8.8 Carriage Head	F81003-34	4
7	Washer, 10.5 Flat Zinc	F81055-1	28
8	Nut, M10 Hex Nylon Zinc Lock	F81033-1	16
9	Bolt, M8 x 65-5.8 Hex Head Zinc	F81002-3	2
10	Nut, M8 Hex Nylon Lock Zinc	F81032-2	2
11	Bolt, M10x25-8.8Hex Head Full Thread Zinc	F81003-11	4
12	Bolt, M10x35-8.8 Hex Head Full Thread Zinc	F81003-17	4
13	Plate, 1/4 Hose Clamp	S09245	2
14	Screw, 5/16-18x3/4 Self-Tapping	F05015-30	2

8.7 Leg, Stationary



3H0413PL-3a

REF.	DESCRIPTION (◆ Indicates Parts Available In Assemblies Only)	PART #	QTY
1	LEG, OUTRIGGER STATIONARY RIGHT (1 REQ'D FOR LT70S; 3 REQ'D FOR LT70M)	501640	1/3
2	LEG, OUTRIGGER STATIONARY W/BOARD RETURN TABLE BRACKET	501638	1
3	BOLT, M10 X 120-8.8 CARRIAGE HEAD	F81003-33	8/12
4	WASHER, 10.5 FLAT	F81055-1	8/16
5	NUT, M10-8-B HEX NYLON LOCK	F81033-1	8/16
6	LEG, OUTRIGGER STATIONARY LEFT	501639	2
7	BOLT, M10 X 25-8.8 HEX HEAD	F81003-11	12
8	NUT, M10-8-B HEX NYLON LOCK	F81033-1	12
9	LEG, OUTRIGGER STATIONARY FRONT	501641	1
10	BOLT, M16x140-8.8 HEX HEAD ZINC	F81006-4	2
11	NUT, M16-8 HEX LOCK ZINC LOCK	F81036-2	2

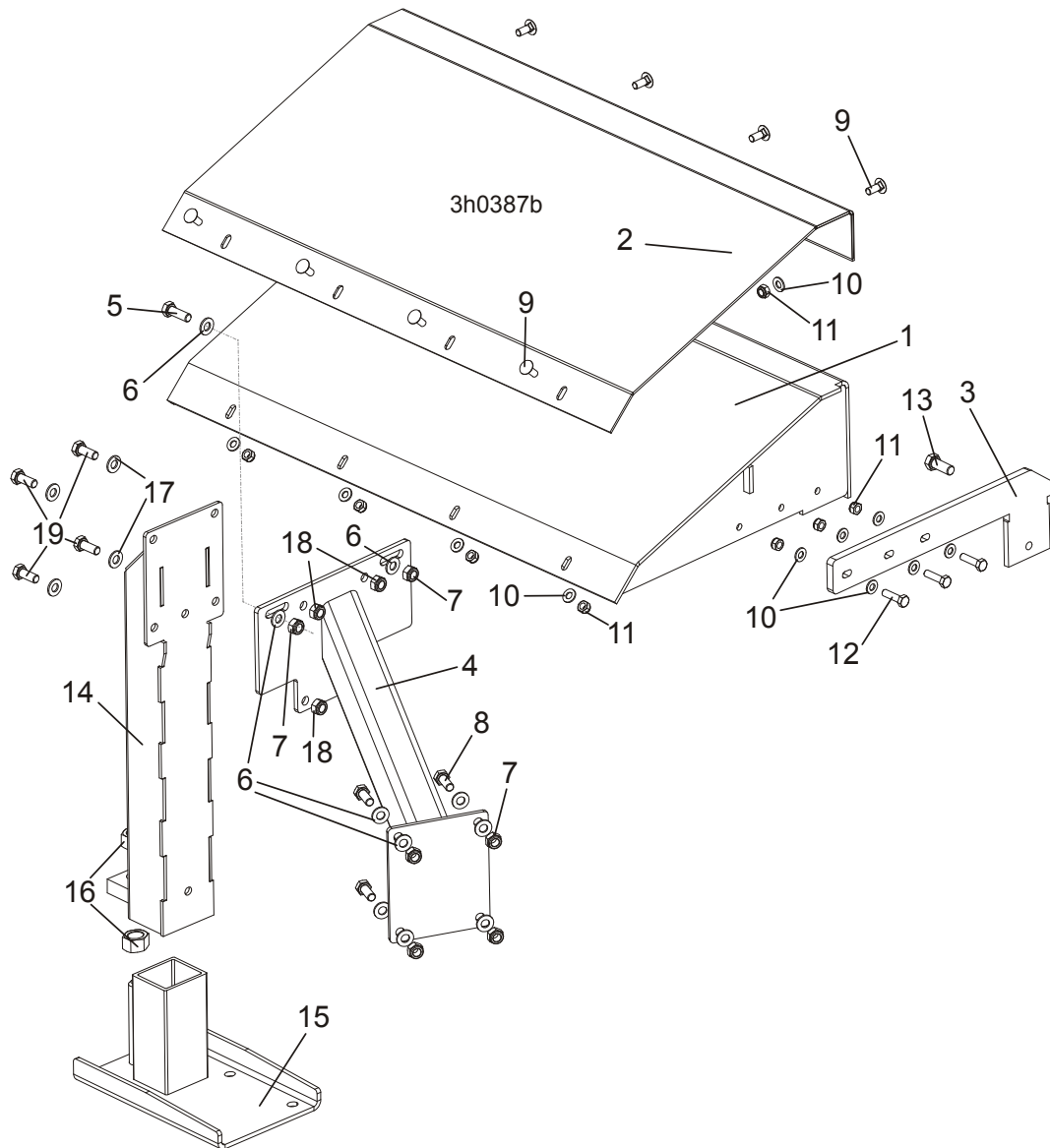


Bed Frame Assembly

Leg, Stationary

12	LEG, OUTRIGGER STATIONARY MIDDLE	501637	2	
13	BOLT, M16 X 50-8.8 HEX HEAD FULL THREAD ZINC	F81006-7	4	
14	WASHER, 17 FLAT ZINC	F81058-1	4	
15	NUT, M16-8 HEX NYLON ZINC LOCK	F81036-2	4	

8.8 Board Removal Assembly, "M" Frame Stationary Sawmills with A/DH1-3 Hydraulics (Option)



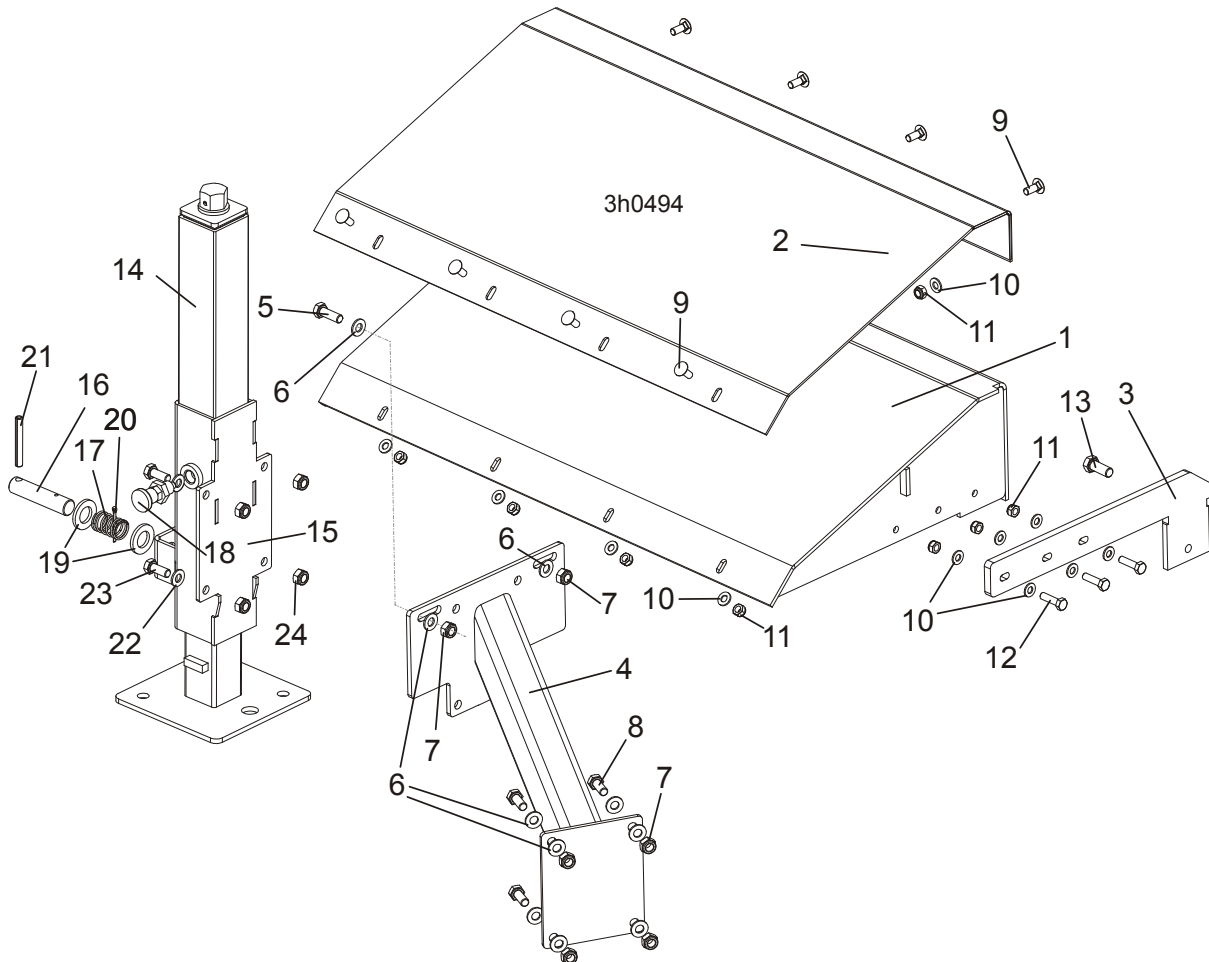
REF.	DESCRIPTION (◆ Indicates Parts Available In Assemblies Only)	PART #	QTY
	BOARD REMOVAL ASSEMBLY, LT70M (A/DH1-3)	100661	1
	BOARD REMOVAL ASSEMBLY See Section 4.3	092757	1
	TABLE, "M" FRAME COMPLETE	099939	1
1	TABLE, "M" FRAME	100672-1	1
2	PLATE, "M" FRAME TABLE TOP	099946	1
3	PLATE, LEG MOUNT	099945-1	1
4	TUBE WELDMENT, "M" FRAME TABLE SUPPORT	099941-1	1
5	BOLT, M10X30-5.8 HEX HEAD FULL THREAD ZINC	F81003-2	2
6	WASHER, 10.5 FLAT ZINC	F81055-1	12
7	NUT, M10-8-B NYLON HEX ZINC LOCK	F81033-1	6
8	BOLT, M10X25-8.8 HEX HEAD FULL THREAD ZINC	F81003-11	4
9	BOLT, M8X20-8.8 CARRIAGE ZINC	F81002-11	8

8 Bed Frame Assembly

Board Removal Assembly, "M" Frame Stationary Sawmills with A/DH1-3 Hydraulics (Option)

10	WASHER, 8.4 FLAT ZINC	F81054-1	14	
11	NUT, M8-8-B HEX NYLON ZINC LOCK	F81032-2	11	
12	BOLT, M8X30-5.8 HEX HEAD FULL THREAD ZINC	F81002-2	1	
13	BOLT, M12X30-8.8 HEX HEAD FULL THREAD ZINC	F81004-22	1	
	LEG, LEFT STATIONARY ADJUSTABLE	501639	1	
14	LEG WELDMENT - UPPER PART	500545-1	1	
15	WIDE FOOT - ADJUSTABLE LEGS	501084-1	1	
16	NUT, M20-8 HEX ZINC	F81037-1	2	
17	WASHER, 10.5 FLAT ZINC	F81055-1	4	
18	NUT, M10-8-B HEX NYLON ZINC LOCK	F81033-1	4	
19	BOLT, M10X25-8.8 HEX HEAD FULL THREAD ZINC	F81003-11	4	

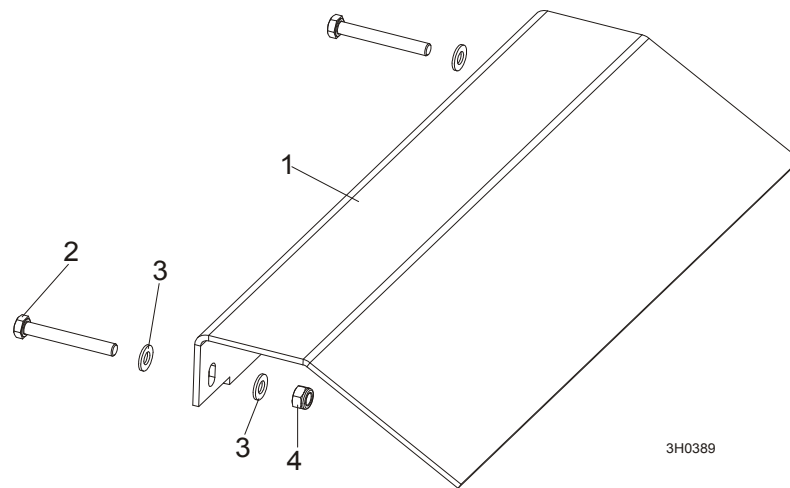
8.9 Board Removal Assembly, "M" Frame Portable Sawmills with A/DH1-3 Hydraulics (Option)



REF.	DESCRIPTION (◆ Indicates Parts Available In Assemblies Only)	PART #	QTY
	BOARD REMOVAL ASSEMBLY, LT70M PORTABLE (A/DH1-3)	506531	1
	BOARD REMOVAL ASSEMBLY See Section 4.3	092757	1
	TABLE, "M" FRAME PORTABLE COMPLETE	506529	1
1	TABLE, "M" FRAME	100672-1	1
2	PLATE, "M" FRAME TABLE TOP	099946	1
3	PLATE, LEG MOUNT	099945-1	1
4	TUBE WELDMENT, "M" FRAME TABLE SUPPORT	099941-1	1
5	BOLT, M10X30-5.8 HEX HEAD FULL THREAD ZINC	F81003-2	2
6	WASHER, 10.5 FLAT ZINC	F81055-1	12
7	NUT, M10-8-B HEX NYLON ZINC LOCK	F81033-1	6
8	BOLT, M10X25-8.8 HEX HEAD FULL THREAD ZINC	F81003-11	4
9	BOLT, M8X20-8.8 CARRIAGE ZINC	F81002-11	8
10	WASHER, 8.4 FLAT ZINC	F81054-1	14
11	NUT, M8-8-B HEX NYLON ZINC LOCK	F81032-2	11
12	BOLT, M8X30-5.8 HEX HEAD FULL THREAD ZINC	F81002-2	1
13	BOLT M12X30-8.8 HEX HEAD FULL THREAD ZINC	F81004-22	1
	LEG, COMPLETE SIDE FAO	094583	1
14	BASE WLDMT, FINE ADJUST OUTRIGGER LEG	093589	1

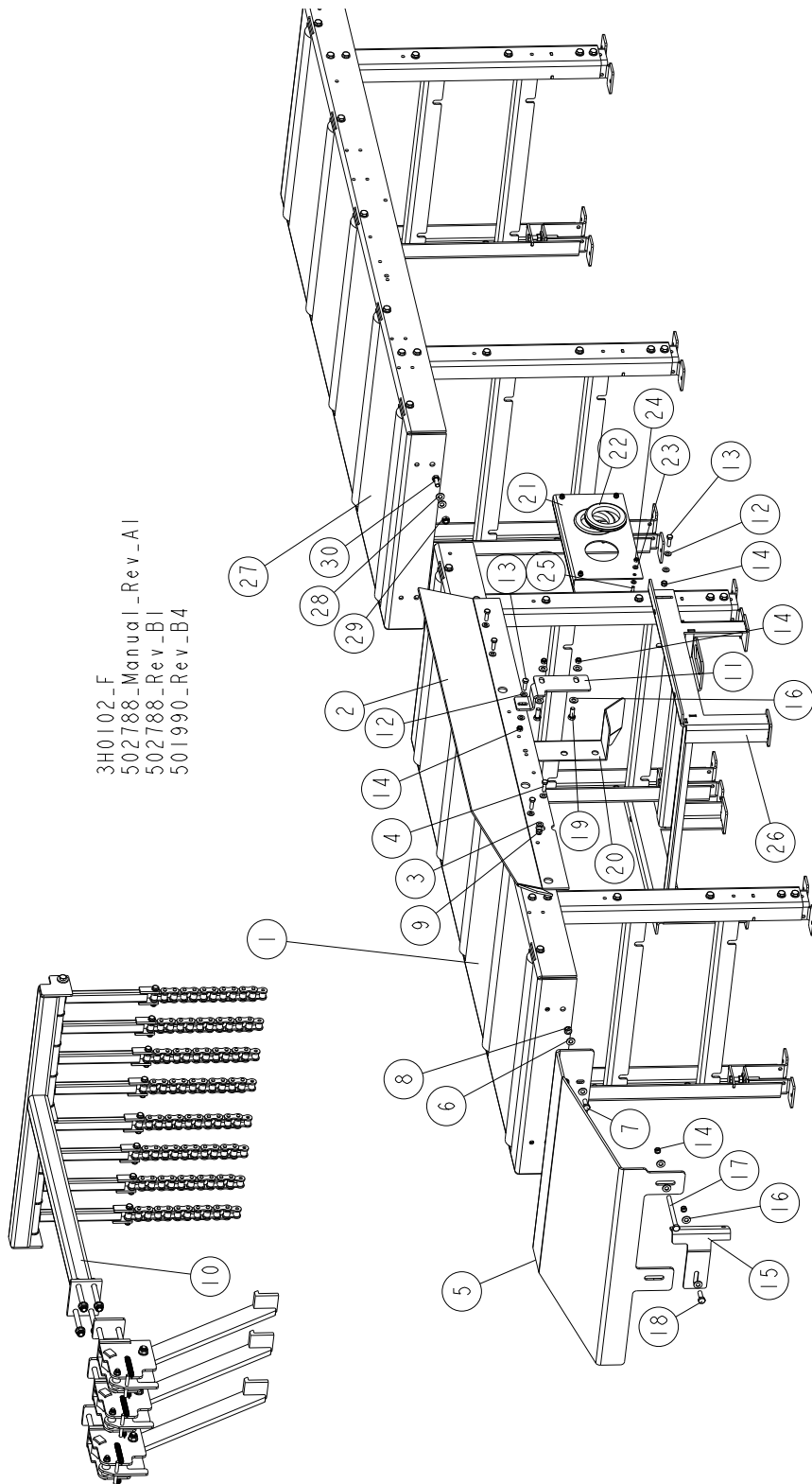
15	GUIDE WELDMENT, SIDE FAO LEG	504243-1	1	
16	PIN, OUTRIGGER ZINC-PLATED	087012-1	1	
17	SPRING, 21 DIA. x38 x 2 ZINC-PLATED	087040	1	
18	PIN, DETENT	090197	1	
19	WASHER, 21 FLAT ZINC	F81059-2	2	
20	PIN, S-Zn 4x25 COTTER	F81043-2	1	
21	PIN, 8x65 ROLL ZINC	F81046-1	1	
22	WASHER, 10.5 FLAT ZINC	F81055-1	4	
23	BOLT, M10x25-8.8 HEX HEAD FULL THREAD ZINC	F81003-11	4	
24	NUT, M10-8-B HEX NYLON ZINC LOCK	F81033-1	4	

8.10 Board Removal Assembly, "M" Frame Sawmills with A/DH4-7 Hydraulics (Option)



REF.	DESCRIPTION (◆ Indicates Parts Available In Assemblies Only)	PART #	QTY	
	BOARD REMOVAL ASSEMBLY, LT40M (A/DH4-7)	100703	1	
	BOARD REMOVAL ASSEMBLY See Section 4.3	087839-1	1	
1	PLATE, BOARD REMOVAL ASSY	099953-1	1	
2	BOLT, M10x75-8.8 HEX HEAD ZINC	F81003-15	2	
3	WASHER, 10.5 FLAT ZINC	F81055-1	4	
4	NUT, M10-8-B HEX NYLON ZINC LOCK	F81033-1	2	

8.11 Board Return Table (LT70M Option)



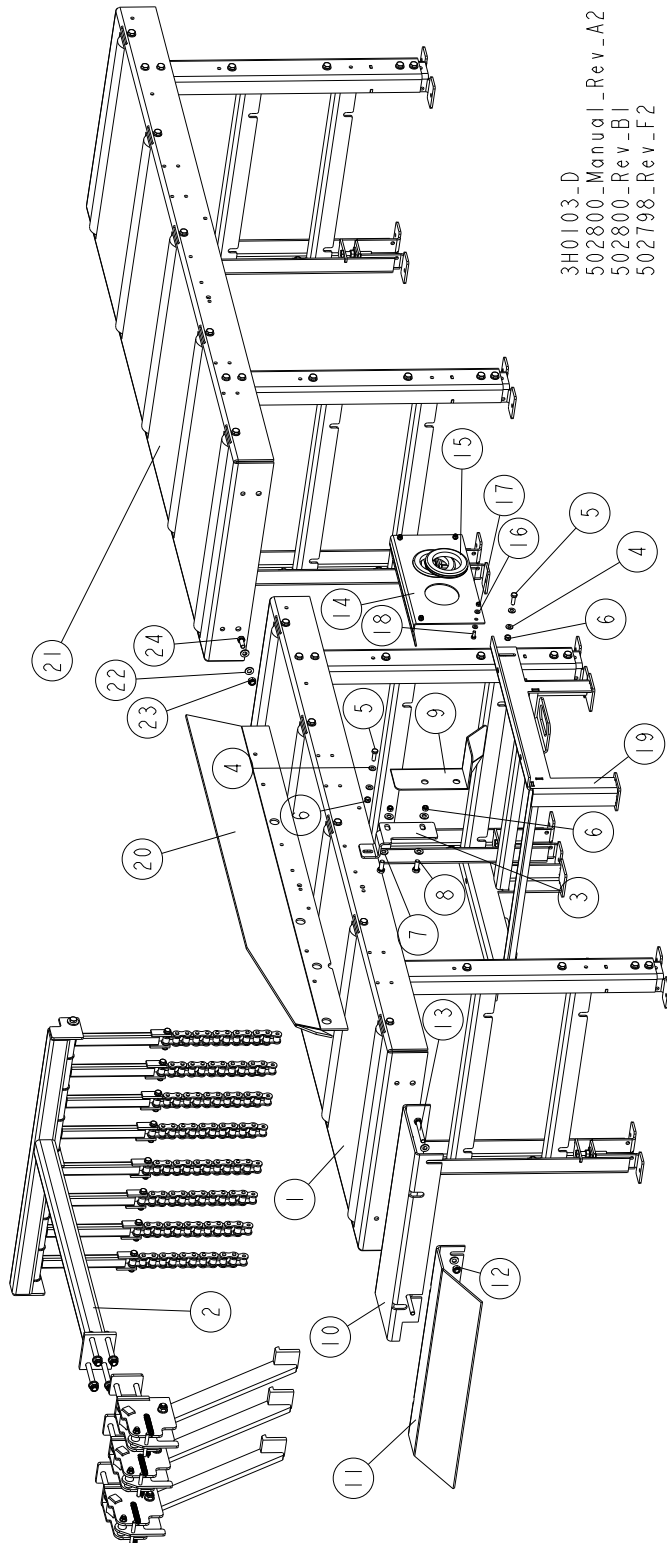
REF.	DESCRIPTION (◆ Indicates Parts Available In Assemblies Only)	PART #	QTY
	TABLE, LT70M DOUBLE	502788	1
	BOARD RETURN TABLE - LONG TABLE (LT70M OPTION)	501990	1
	TABLE, "M" FRAME LONG SPECIAL	501975	1

8

Bed Frame Assembly**Board Return Table (LT70M Option)**

1	TABLE, M FRAME LONG See Section 8.15	502539	1	
2	BRACKET, BOARD RETURN TABLE	501978-1	1	
3	WASHER, 8.4 FLAT ZINC	F81054-1	8	
4	BOLT,M8X25-8.8-B HEX HEAD FULL THREAD	F81002-5	4	
5	PLATE, BOARD RETURN TABLE FRONT	501977-1	1	
6	WASHER, 10.5 FLAT ZINC	F81055-1	8	
7	BOLT, M10x25-8.8 HEX HEAD FULL THREAD ZINC	F81003-11	4	
8	NUT, M10-8-B NYLON HEX ZINC LOCK	F81033-1	4	
9	NUT, M8-8-B HEX NYLON LOCK ZINC	F81032-2	4	
10	BOARD RETURN ASSEMBLY See Section 4.3	092757	1	
11	BRACKET, "M" LONG TABLE	502519-1	1	
12	WASHER, 8.4 FLAT ZINC	F81054-1	6	
13	BOLT, M8X25-8.8-B HEX HEAD FULL THREAD	F81002-5	3	
14	NUT, M8-8-B HEX NYLON LOCK ZINC	F81032-2	7	
15	TUBE, TABLE LEG	502520-1	1	
16	WASHER, 10.5 FLAT ZINC	F81055-1	8	
17	BOLT, M10X125-8.8 HEX HEAD ZINC	F81003-18	1	
18	BOLT, M10X30-5.8 HEX HEAD FULL THREAD ZINC	F81003-2	1	
19	BOLT, M10x25-8.8 HEX HEAD FULL THREAD ZINC	F81003-11	2	
20	COVER, HYDRAULIC HOSE - SPECIAL	502500-1	1	
	COVER, HYDRAULIC HOSE - COMPLETE	504262	1	
21	PLATE, HYDRAULIC HOSE COVER	504261-1	1	
22	COVER, 80 MM RUBBER	089293	2	
23	WASHER, 6.4 FLAT ZINC	F81053-1	8	
24	NUT, M6-8-B HEX NYLON LOCK ZINC	F81031-2	4	
25	BOLT, M6X16 -8.8 HEX HEAD FULL THREAD ZINC	F81001-32	4	
26	MOUNT, HYDRAULIC BOX	513155-1	1	
27	TABLE, M FRAME LONG See Section 8.15	502539	1	
28	WASHER, 10.5 FLAT ZINC	F81055-1	4	
29	NUT,M10-8-B NYLON HEX ZINC LOCK	F81033-1	4	
30	BOLT, M10x25-8.8 HEX HEAD FULL THREAD ZINC	F81003-11	2	

8.12 Board Return Table (LT70M A/DH4-7 Option)

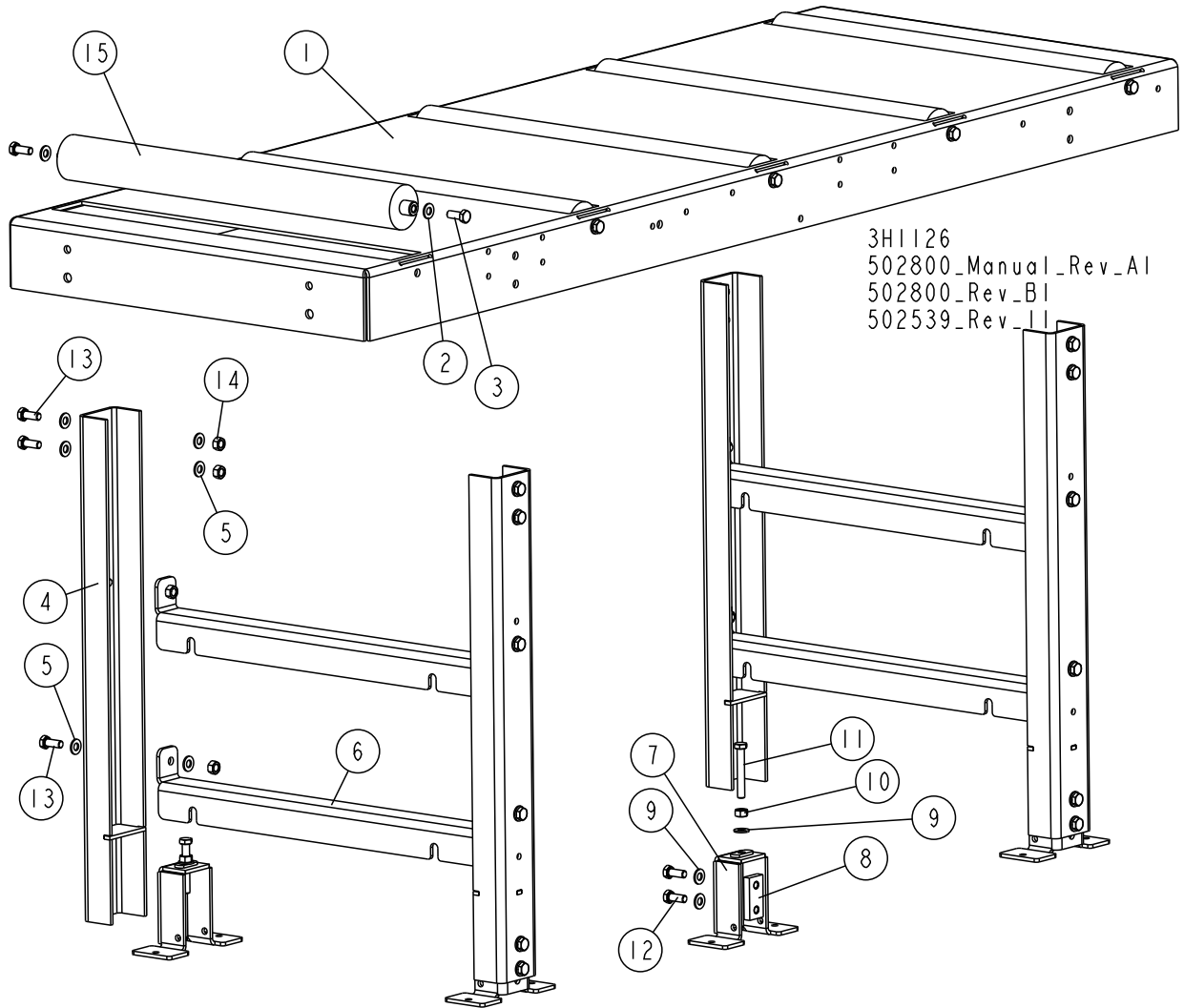


3H0103_D
 502800_Manual_Rev_A2
 502800_Rev_B1
 502798_Rev_F2

REF.	DESCRIPTION (◆ Indicates Parts Available In Assemblies Only)	PART #	QTY
	TABLE, LT70M A/DH4-7 DOUBLE	502800	1
	BOARD RETURN TABLE - LONG TABLE	502798	1
1	TABLE, M FRAME LONG See Section 8.15	502539	1

2	BOARD RETURN ASSEMBLY See Section 4.3	092757	1	
3	BRACKET, "M" LONG TABLE	502519-1	1	
4	WASHER, 8.4 FLAT ZINC	F81054-1	6	
5	BOLT, M8X25-8.8-B HEX HEAD FULL THREAD	F81002-5	3	
6	NUT, M8-8-B HEX NYLON LOCK ZINC	F81032-2	5	
7	WASHER, 10.5 FLAT ZINC	F81055-1	8	
8	BOLT, M10x25-8.8 HEX HEAD FULL THREAD ZINC	F81003-11	2	
9	COVER, HYDRAULIC HOSE - SPECIAL	502500-1	1	
10	PLATE, TABLE AH4-7, M FRAME	512575-1	1	
11	PLATE, BOARD RETURN	099953-1	1	
12	NUT, M10-8-B NYLON HEX ZINC LOCK	F81033-1	2	
13	BOLT, M10X75-8.8 HEX HEAD ZINC	F81003-15	2	
	COVER, HYDRAULIC HOSE - COMPLETE	504262	1	
14	PLATE, HYDRAULIC HOSE COVER	504261-1	1	
15	COVER, 80 MM RUBBER	089293	2	
16	WASHER, 6.4 FLAT ZINC	F81053-1	8	
17	NUT, M6-8-B HEX NYLON LOCK ZINC	F81031-2	4	
18	BOLT, M6X16 -8.8 HEX HEAD FULL THREAD ZINC	F81001-32	4	
19	MOUNT, HYDRAULIC BOX	513155-1	1	
20	BRACKET, BOARD RETURN TABLE	501978-1	1	
21	TABLE, M FRAME LONG See Section 8.15	502539	1	
22	WASHER, 10.5 FLAT ZINC	F81055-1	4	
23	NUT, M10-8-B NYLON HEX ZINC LOCK	F81033-1	24	
24	BOLT, M10x25-8.8 HEX HEAD FULL THREAD ZINC	F81003-11	2	

8.13 Long Table



REF.	DESCRIPTION (◆ Indicates Parts Available in Assemblies Only)	PART #	QTY
	LONG TABLE, "M" FRAME	502539	1
1	TOP, TABLE	512488-1	1
2	WASHER, 10.5 FLAT ZINC	F81055-1	10
3	BOLT, M10X25 8.8 HEX HEAD FULL THREAD ZINC	F81003-11	10
	LEG, TABLE - COMPLETE	501974	2
4	LEG, TABLE	501976	2
5	WASHER, 10.5 FLAT ZINC	F81055-1	15
6	CROSS-BAR, TABLE	500074-1	2
	COMPLETE ADJUSTABLE LEG FOOT	101014	2
7	FOOT, LEG ADJUSTABLE	101022-1	1
8	PLATE, M10 CLAMPING ZINC-PLATED	101242-1	1
9	WASHER, 10.5 FLAT ZINC	F81055-1	3
10	NUT, M10 8 HEX ZINC	F81033-3	1
11	BOLT, M10X70 8.8 HEX HEAD FULL THREAD ZINC	F81003-20	1
12	BOLT, M10X25 8.8 HEX HEAD FULL THREAD ZINC	F81003-11	2

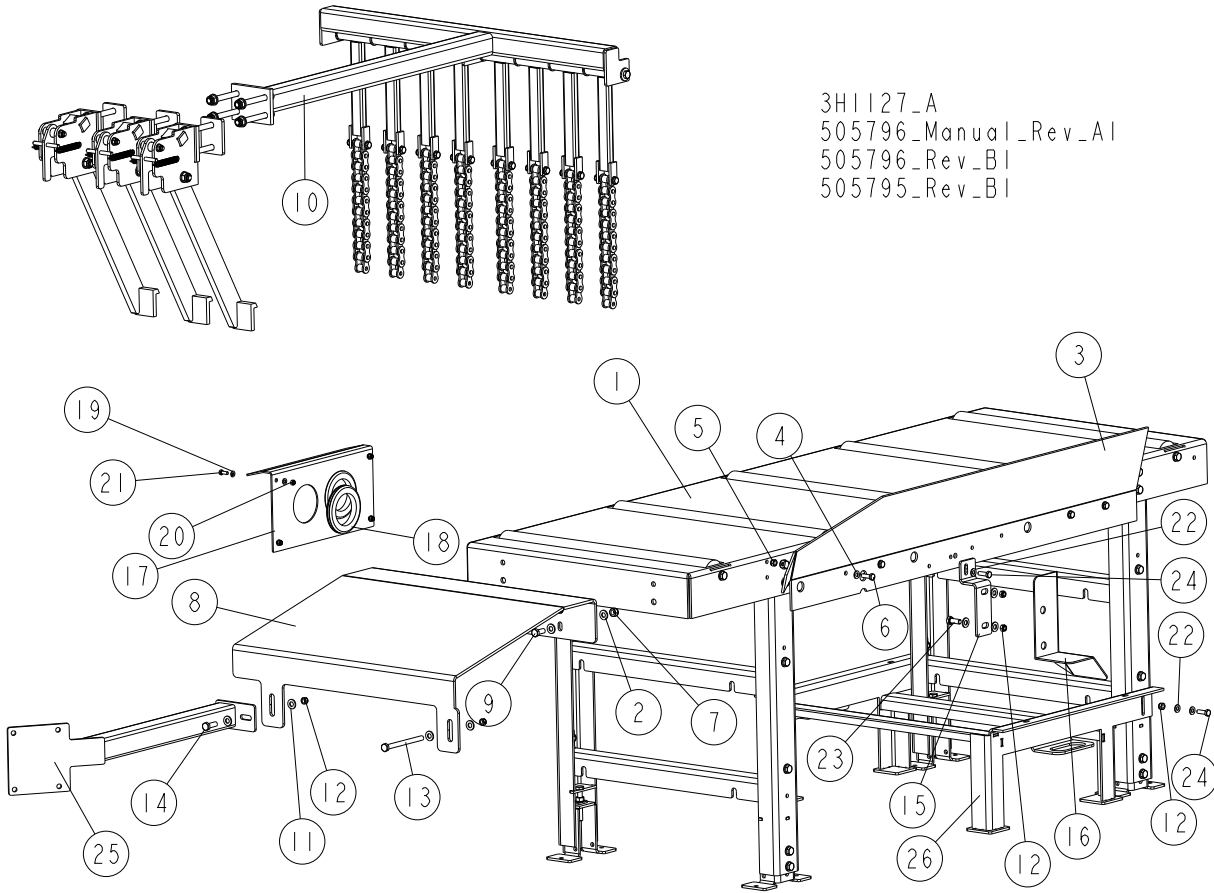


Bed Frame Assembly

Long Table

REF.	DESCRIPTION (◆ Indicates Parts Available in Assemblies Only)	PART #	QTY	
13	BOLT, M10X25 8.8 HEX HEAD FULL THREAD ZINC	F81003-11	8	
14	NUT, M10 8 HEX ZINC	F81033-3	8	
15	ROLLER, 63.5/20X590	501090-1	5	

8.14 Board Return Assembly - LT70S Long Table

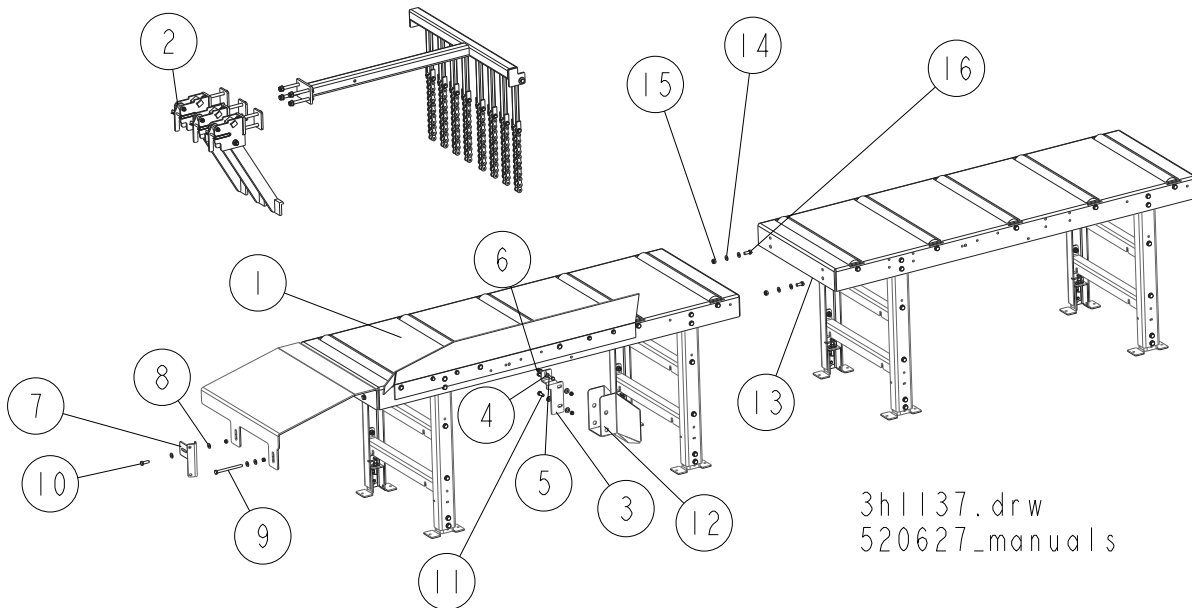


3H1127_A
 505796_Manual_Rev_AI
 505796_Rev_B1
 505795_Rev_B1

REF.	DESCRIPTION (◆ Indicates Parts Available In Assemblies Only)	PART #	QTY.
	BOARD RETURN ASSEMBLY - LT70S LONG TABLE	505796	1
	BOARD RETURN ASSEMBLY - LT70S LONG TABLE	505795	1
1	TABLE, M FRAME LONG See Section 8.15	502539	1
2	WASHER, 10.5 FLAT ZINC	F81055-1	8
3	BRACKET, BOARD RETURN TABLE	501978-1	1
4	WASHER, 8.4 FLAT ZINC	F81054-1	8
5	NUT, M8-8-B HEX NYLON ZINC LOCK	F81032-2	5
6	BOLT, M8x25-8.8-B HEX HEAD FULL THREAD ZINC	F81002-5	4
7	NUT, M10 NYLON HEX ZINC LOCK	F81033-1	4
8	PLATE, OUTFEED TABLE FRONT	505794-1	1
9	BOLT, M10x25-8.8 HEX HEAD FULL THREAD ZINC	F81003-11	4
10	BOARD RETURN ASSEMBLY See Section 4.3	092757	1
11	WASHER, 10.5 FLAT ZINC	F81055-1	8
12	NUT, M8-8-B HEX NYLON ZINC LOCK	F81032-2	6
13	BOLT, M10X125-8.8 HEX HEAD ZINC	F81003-18	1
14	BOLT, M10x30-5.8 HEX HEAD FULL THREAD ZINC	F81003-2	1
15	BRACKET, TABLE LONG M-TYPE	506172-1	1
16	COVER, HYDRAULIC HOSE - SPECIAL	502500-1	1
	COVER, HYDRAULIC HOSE - COMPLETE	504262	1

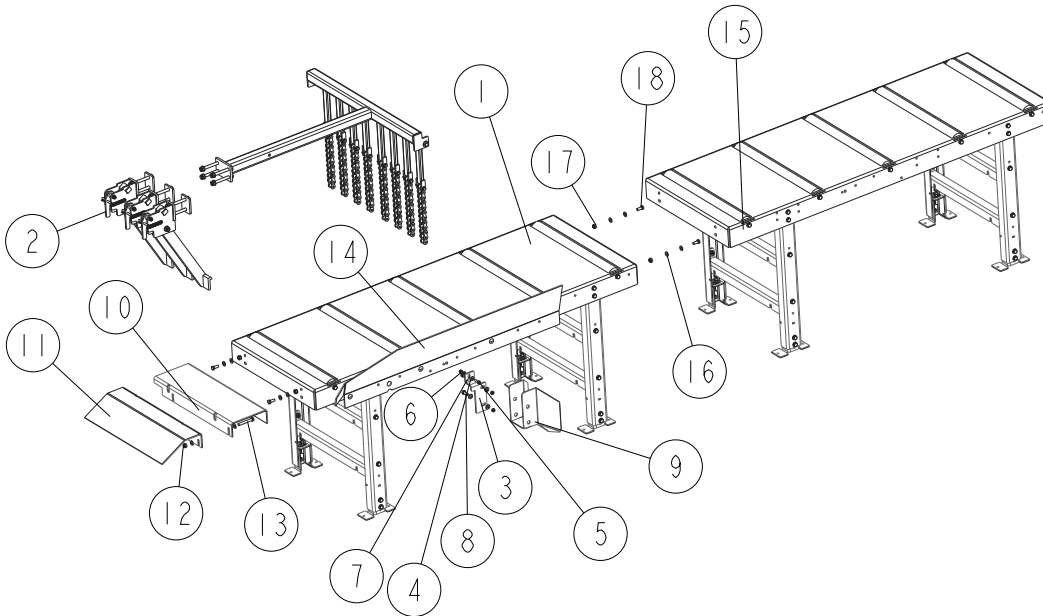
17	PLATE, HYDRAULIC HOSE COVER	504261-1	1	
18	COVER, 80 MM RUBBER 8	089293	2	
19	WASHER, 6.4 FLAT ZINC	F81053-1	8	
20	NUT, M6-8-B HEX NYLON LOCK ZINC	F81031-2	4	
21	BOLT M6X16 -8.8 HEX HEAD FULL THREAD ZINC	F81001-32	4	
22	WASHER, 8.4 FLAT ZINC	F81054-1	5	
23	BOLT, M10x25-8.8 HEX HEAD FULL THREAD ZINC	F81003-11	2	
24	BOLT, M8x25-8.8-B HEX HEAD FULL THREAD ZINC	F81002-5	3	
25	BRACKET, S-TYPE FRAME LONG TABLE	506171-1	1	
26	MOUNT, HYDRAULIC BOX	513155-1	1	

8.15 Board Return Assembly - LT70M-ST Dual Table



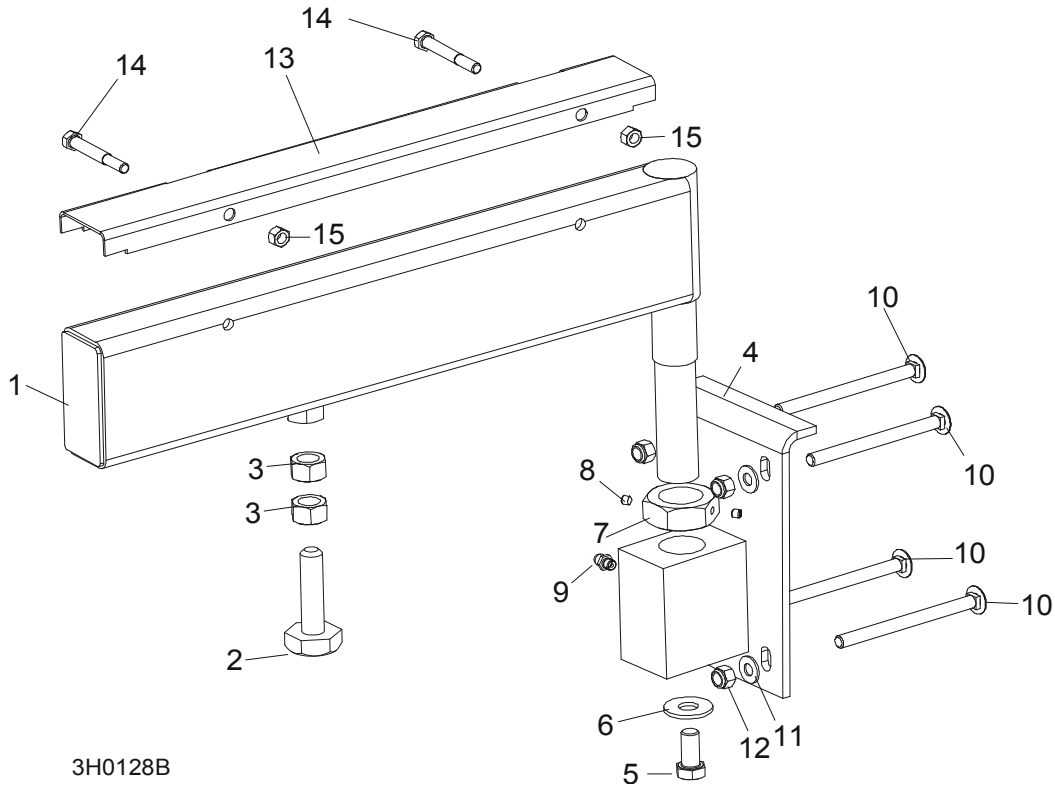
REF.	DESCRIPTION (◆ Indicates Parts Available in Assemblies Only)	PART #	QTY
	TABLE, LT70M-ST DUAL	520627	
	BOARD RETURN ASSEMBLY - LT70M-ST LONG TABLE	520626	
1	TABLE, "M" FRAME LONG (See Section 8.11)	501975	1
2	BOARD RETURN ASSEMBLY (See Section 4.3)	092757	1
3	BRACKET, "M" FRAME LONG TABLE	502519-1	1
4	WASHER, 8.4 FLAT ZINC	F81054-1	4
5	BOLT, M8x25-8.8-B HEX HEAD FULL THREAD ZINC	F81002-5	1
6	NUT, M8 8 HEX NYLON ZINC LOCK	F81032-2	5
7	PLATE, LEG CONNECTION	502520-1	1
8	WASHER, 10.5 FLAT ZINC	F81055-1	8
9	BOLT, M10x125 8.8 HEX HEAD ZINC	F81003-18	1
10	BOLT, M10x30 5.8 HEX HEAD FULL THREAD ZINC	F81003-2	1
11	BOLT, M10x25 8.8 HEX HEAD FULL THREAD ZINC	F81003-11	2
12	GUARD, HYDRAULIC HOSE	502500-1	1
13	TABLE, "M" FRAME LONG See Section 8.13	502539	1
14	WASHER, 10.5 FLAT ZINC	F81055-1	4
15	NUT, M10-8-B HEX NYLON ZINC LOCK	F81033-1	2
16	BOLT, M10x25 8.8 HEX HEAD FULL THREAD ZINC	F81003-11	2

8.16 Board Return Assembly - LT70M-ST AH4-7/DH4-7 Dual Table



REF.	DESCRIPTION (◆ Indicates Parts Available in Assemblies Only)	PART #	QTY
	TABLE, LT70M-ST AH/DH4-7 DUAL	520635	
	TABLE, LT70M-ST AH/DH4-7 LONG	520634	
1	TABLE, "M" FRAME LONG See Section 8.13	502539	
2	BOARD RETURN ASSEMBLY See Section 4.3	092757	
3	BRACKET, "M" FRAME LONG TABLE	502519-1	
4	BOLT, M8X25-8.8-B HEX HEAD FULL THREAD ZINC	F81054-1	
5	NUT, M8 8 HEX NYLON ZINC LOCK	F81002-5	
6	WASHER, 10.5 FLAT ZINC	F81032-2	
7	BOLT, M10X25 8.8 HEX HEAD FULL THREAD ZINC	F81055-1	
8	BOLT, M10X25-8.8 HEX HEAD FULL THREAD ZINC	F81003-11	
9	GUARD, HYDRAULIC HOSE	502500-1	
10	PLATE, AH4-7 "M" FRAME TABLE	512575-1	
11	PLATE, BOARD REMOVAL	099953-1	
12	NUT, M10-8-B HEX NYLON ZINC LOCK	F81033-1	
13	BOLT, M10x75-8.8 HEX HEAD ZINC	F81003-15	
14	PLATE, TABLE SIDE	501978-1	
15	TABLE, "M" FRAME TABLE LONG See Section 8.13	502539	
16	WASHER, 10.5 FLAT ZINC	F81055-1	
17	NUT, M10-8-B HEX NYLON ZINC LOCK	F81033-1	
18	BOLT, M10X25-8.8 HEX HEAD FULL THREAD ZINC	F81003-11	

8.17 Pivot Bed Rail Assembly



3H0128B

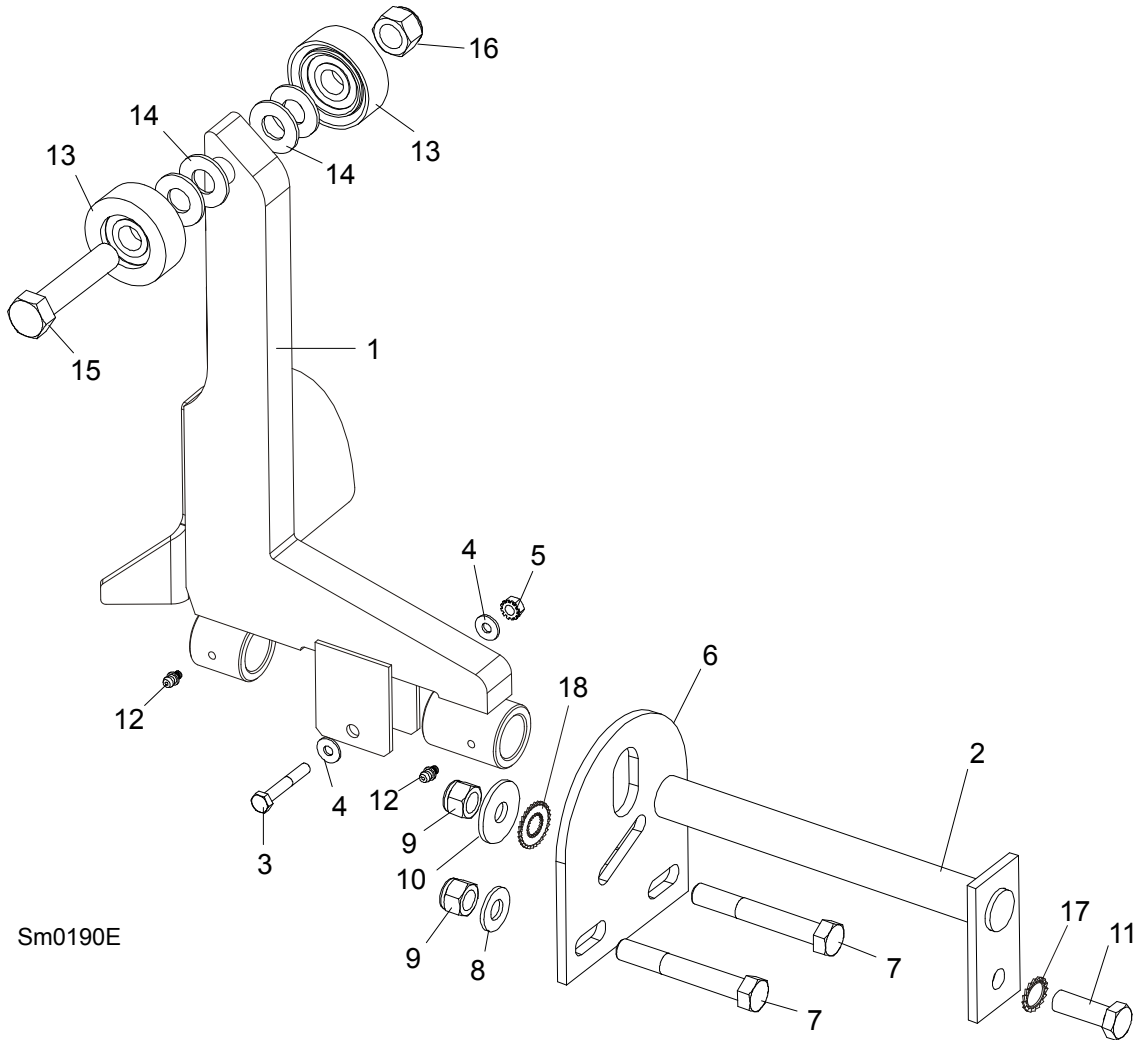
REF.	DESCRIPTION (◆ Indicates Parts Available In Assemblies Only)	PART #	QTY
	PIVOT BED RAIL ASSEMBLY	087829	2
	PIVOT BED RAIL ASSEMBLY	087855	2
1	Pivot Bed Rail Weldment	087852	1
	Pivot Bed Rail Weldment	087848	1
	Bolt Assembly, Bed Rail Adjustment		1
2	Bolt, Bed Rail Adjustment	505006	1
3	Nut, M16-5.8 Hex Zinc	F81036-1	2
4	Bracket, Pivot Rail Mounting	087841-1	1
5	Bolt, M12x25-8.8 Hex Head Full Thread Zinc	F81004-31	1
6	Washer, 15 Flat	F05011-52	1
7	Nut, M32x2-04-B Zinc	087975	1
8	Screw, 1/4-28 x 1/4" Brass Tip Set	F05005-42	2
9	Fitting, 3/16" Grease	086280	1
10	BOLT, 3M10 X 120-8.8 CARRIAGE	F81003-14	2
11	BOLT, 3/8-16 X 5" CARRIAGE	F05007-113	6
12	WASHER,10.5 FLAT ZINC	F81055-1	8
13	NUT, M16-8 HEX NYLON ZINC LOCK	F81036-2	8
	COVER KIT, PIVOT RAIL STAINLESS STEEL	015926	2
	COVER KIT, PIVOT RAIL STAINLESS STEEL	N/A	2
14	Cover, Stainless Steel Pivot Bed Rail	012994	1
	Cover, Stainless Steel Pivot Bed Rail	099123	1
15	Bolt, M8x65-5.8 Hex Head Zinc	F81002-3	4
16	Nut, M8-8-B Hex Nylon Zinc Lock	F81032-2	4

8 Bed Frame Assembly

Log Side Support Assembly (Manual)

WRENCH, BED RAIL ADJUSTMENT (See Section 8.4)	015970	1	
---	--------	---	--

8.18 Log Side Support Assembly (Manual)

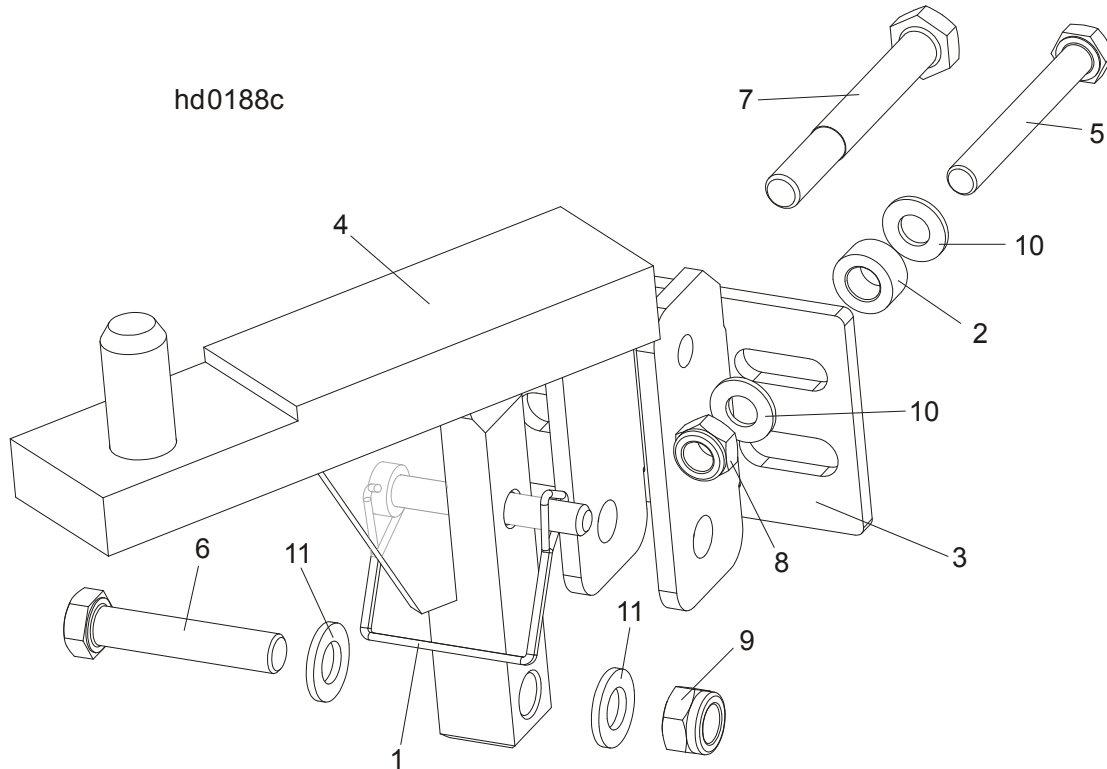


Sm0190E

REF.	DESCRIPTION (◆ Indicates Parts Available In Assemblies Only)	PART #	QTY
1	SUPPORT, LOG SIDE W/GUARD	099785-1	1
2	PIN, LOG SIDE SUPPORT PIVOT	091549-1	1
3	BOLT, M8X45-8.8 HEX HEAD FULL THREAD ZINC	F81002-14	1
4	WASHER, 8.4 FLAT ZINC	F81054-1	2
5	NUT, M8-8-B HEX NYLON ZINC LOCK	F81032-2	1
6	PLATE, LOG SIDE SUPPORT END	091591-1	1
7	BOLT, M12 X 90-8.8 HEX HEAD ZINC	F81004-2	2
8	WASHER, 13 FLAT ZINC	F81056-1	2
9	NUT, M12-8 HEX NYLON ZINC LOCK	F81034-2	3
10	WASHER, .5" X 1.63" X 11" GA.	086184	1
11	BOLT, M12 X 35-8.8 HEX HEAD FULL THREAD ZINC	F81004-24	1
12	FITTING, 3/16" GREASE	P04107	2
13	ROLLER ASSEMBLY, SIDE SUPPORT	015014-1	2
14	WASHER, 17 FLAT ZINC	F81058-1	2
15	BOLT, M16X65-8.8-B HEX HEAD FULL THREAD ZINC	F81006-1	1

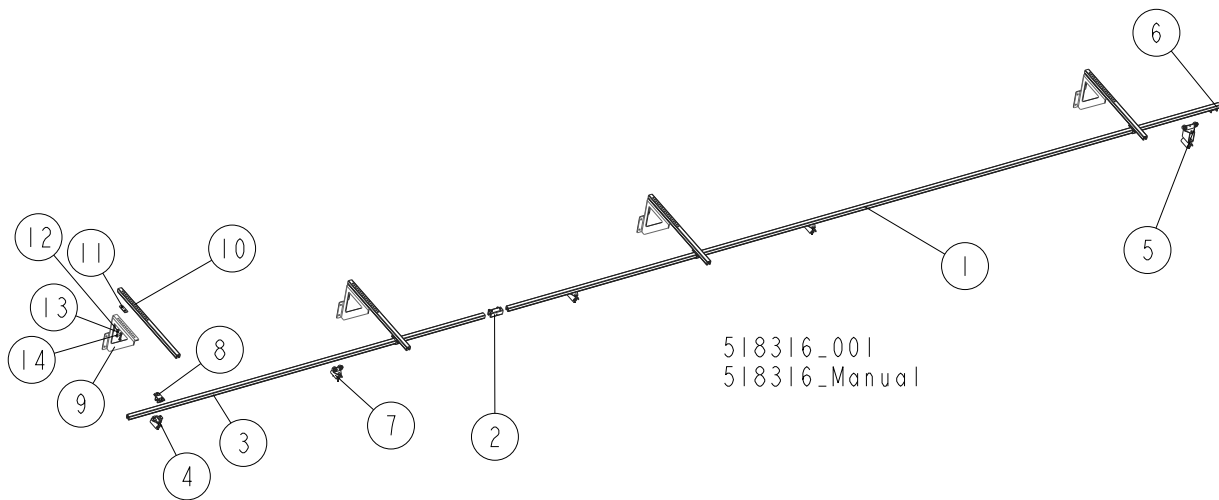
16	NUT, M16-8 HEX NYLON ZINC LOCK	F81036-2	1	
17	WASHER, SPECIAL BOSART/2S, BN781 M12/13	F81056-16	1	
18	WASHER, SPECIAL BOSART/2S M12/12.3/30.3	F81056-17	1	
	INSTRUCTION SHEET, SIDE SUPPORT ROLLER	015109-526	1	

8.19 LT40/70 S/M/Super Saw Head Rest Pin Assembly



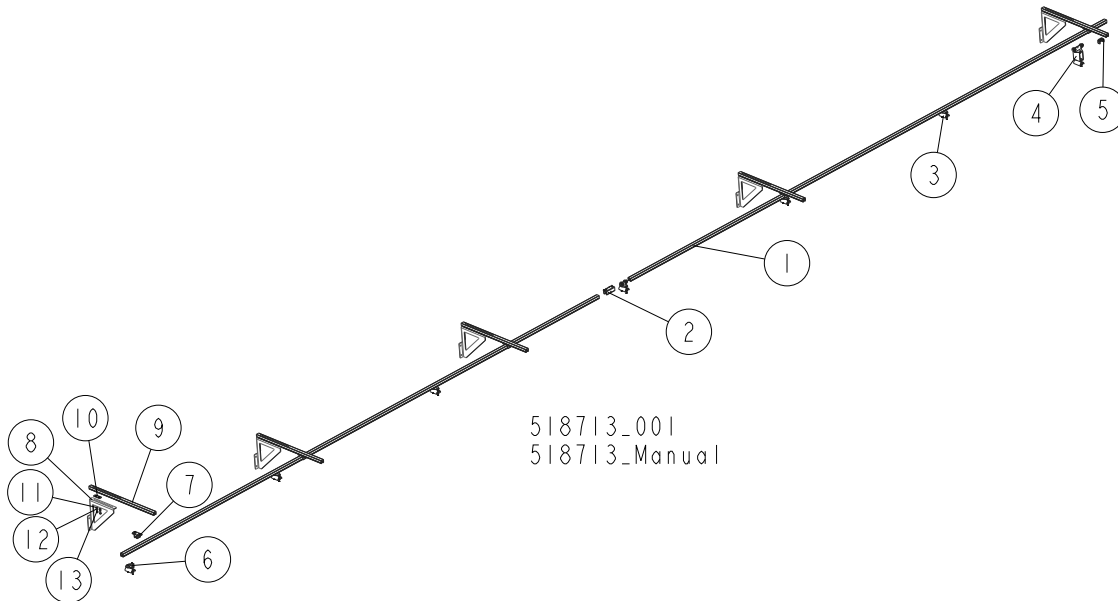
REF.	DESCRIPTION (◆ Indicates Parts Available In Assemblies Only)	PART#	QTY	
	SAW HEAD REST PIN W/LATCH CLAMP, LT70S/M	094660	1	
1	PIN, 3/8 x 2 1/4 SQ WIRE LOCK	014151	1	
2	BUSHING, ZINC-PLATED SPACER	090936-1	1	
3	BRACKET, LT40 SAW HEAD REST PIN MOUNT	092765-1	1	
4	PIN WLDMT, LT70S/M SAW HEAD REST	094658-1	1	
5	BOLT, M10 X 80 -8.8- FE/ZN5 HEX HEAD	F81003-50	1	
6	BOLT, M12x60-8.8 HEX HEAD ZINC	F81004-5	1	
7	BOLT, M12x95-8.8 HEX HEAD ZINC-PLATED	F81004-29	1	
8	NUT, M10-8-B HEX NYLON ZINC LOCK	F81033-1	1	
9	NUT, M12-8 HEX NYLON ZINC LOCK	F81034-2	1	
10	WASHER, 10.5 FLAT ZINC	F81055-1	2	
11	WASHER, 13 FLAT ZINC	F81056-1	2	

8.20 Wall Mount Remote Set (Cutting Length of 6.5 m)



REF.	DESCRIPTION (◆ Indicates Parts Available in Assemblies Only)	PART#	QTY
	REMOTE SET - MOUNTED ON SIDE WALL (CUTTING LENGTH OF 6.5 M)	518316	1
	RAIL, COMPLETE GUIDE (CUTTING LENGTH OF 6.5 M)	518315	1
1	RAIL, 6 M C-PROFILE	518332	1
2	COUPLER, TRACK	518705	1
3	RAIL, 3 M C-PROFILE	518313	1
4	CLAMP, END (FOR FLAT CABLES)	518701	1
5	TROLLEY, 62200420 TOWING	518334	1
6	STOPPER (#62200425)	518700	1
7	TRAILER, CABLE	518333	3
8	BRACKET, RAIL (MOUNTED W/BOLTS & NUTS)	518702	4
	BRACKET KIT, WALL MOUNT	518724	4
9	BRACKET, WALL MOUNT	518728-1	1
10	ARM, EXTENSION	518709	1
11	PLATE, ARM CLAMP	518885-1	1
12	WASHER, 8.4 FLAT ZINC	F81054-1	2
13	WASHER, 8.2 SPLIT LOCK ZINC	F81054-4	2
14	BOLT, M8X16-8.8-B HEX HEAD FULL THREAD ZINC	F81002-20	2

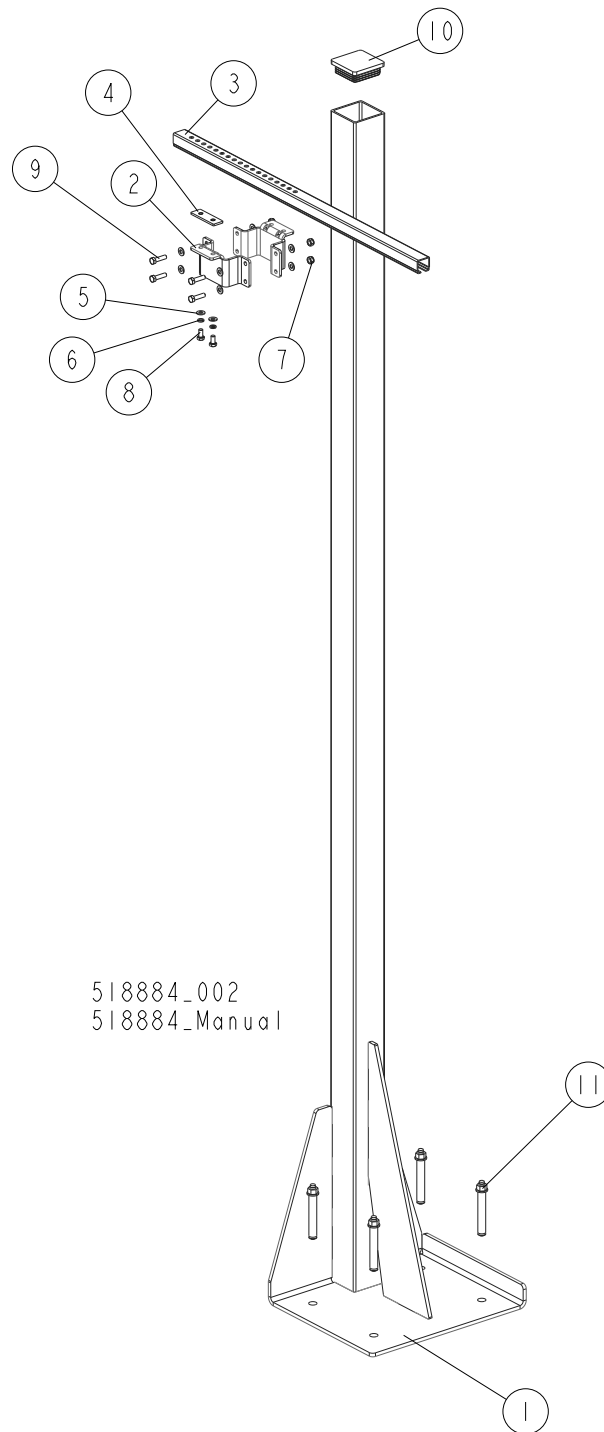
8.21 Wall Mount Remote Set (Cutting Length of 6.5-10 m)



518713_001
518713_Manual

REF.	DESCRIPTION (◆ Indicates Parts Available in Assemblies Only)	PART#	QTY
	REMOTE SET, WALL MOUNT (CUTTING LENGTH OF 6.5-10 M)	518713	1
	RAIL, COMPLETE GUIDE (CUTTING LENGTH OF 6.5-10 M)	518704	1
1	RAIL, 6 M C-PROFILE	518332	2
2	COUPLER, TRACK	518705	1
3	TRAILER, CABLE	518333	5
4	TROLLEY, 62200420 TOWING	518334	1
5	STOPPER (#62200425)	518700	1
6	CLAMP, END (FOR FLAT CABLES)	518701	1
7	BRACKET, RAIL (MOUNTED W/BOLTS & NUTS)	518702	5
8	BRACKET KIT, WALL MOUNT	518724	5
9	BRACKET, WALL MOUNT	518728-1	1
10	ARM, EXTENSION	518709	1
11	PLATE, ARM CLAMP	518885-1	1
12	WASHER, 8.4 FLAT ZINC	F81054-1	2
13	WASHER, 8.2 SPLIT LOCK ZINC	F81054-4	2

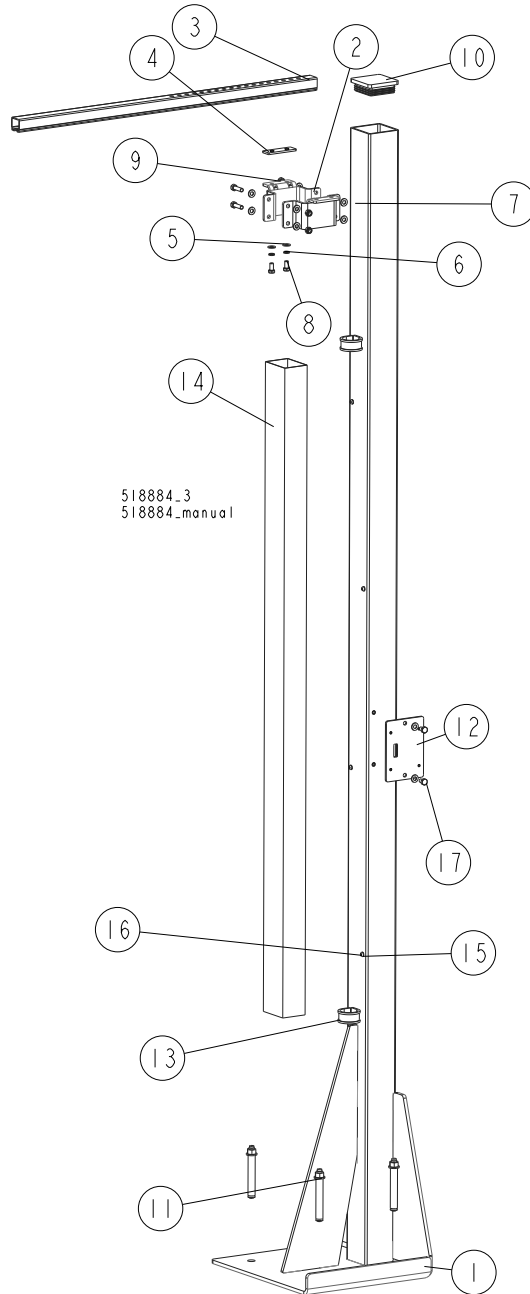
8.22 Remote Set Post



REF.	DESCRIPTION (◆ Indicates Parts Available in Assemblies Only)	PART#	QTY
	POST ASSEMBLY, REMOTE SET	518736	1
1	POST	518707-1	1
2	WRAP, 80X80 POST TUBE	518725-1	2
3	ARM, EXTENSION	518709	1
4	PLATE, ARM CLAMP	518885-1	1

REF.	DESCRIPTION (◆ Indicates Parts Available in Assemblies Only)	PART#	QTY
5	WASHER, 8.4 FLAT ZINC	F81054-1	10
6	WASHER, 8.2 SPLIT LOCK ZINC	F81054-4	2
7	NUT, M8 8 HEX NYLON ZINC LOCK	F81032-2	4
8	BOLT, M8X16-8.8-B HEX HEAD FULL THREAD ZINC	F81002-20	2
9	BOLT, M8X30-5.8-B HEX HEAD FULL THREAD ZINC	F81002-2	4
10	CAP, 80X80 GR 2-4 #111227 TUBE END	089644	1
11	BOLT, LT 16X120 ANCHOR	501877	4

8.23 Guide Rail Support Post



518884_3
 518884_manual

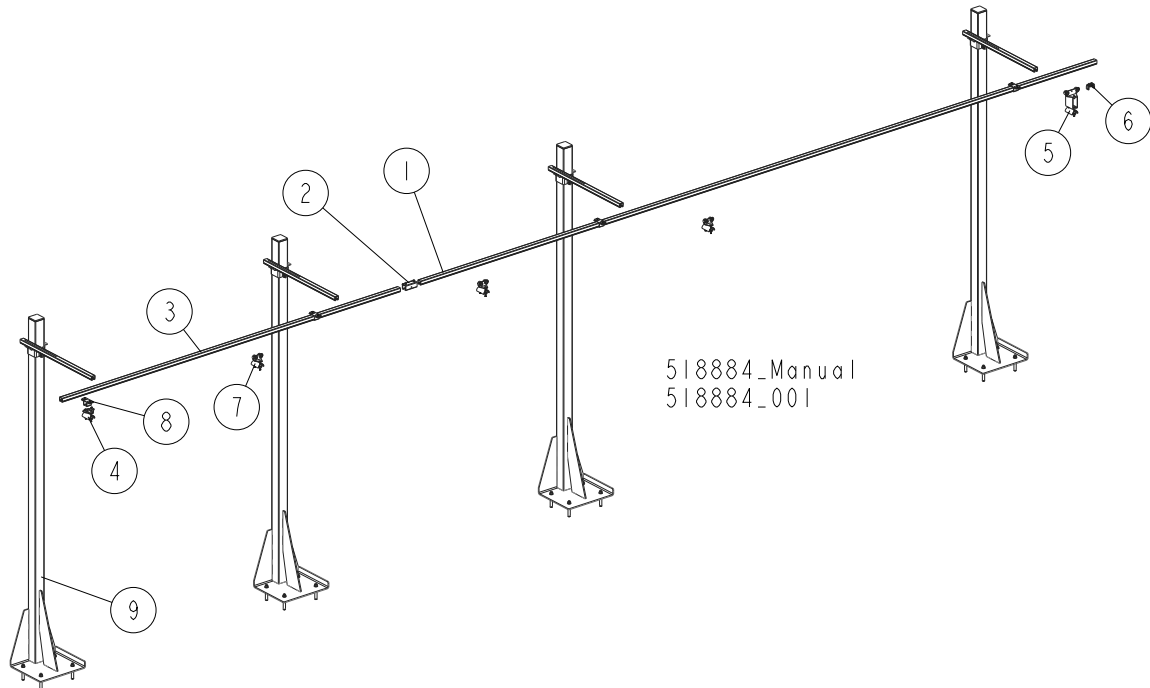
REF.	DESCRIPTION (◆ Indicates Parts Available In Assemblies Only)	PART #	QTY
	POST, GUIDE RAIL SUPPORT - COMPLETE	520669	1
1	POST WELDMENT W/HOLES	520667-1	1
2	BRACKET, 80X80 TUBE WRAP	518725-1	2
3	ARM, RAIL BRACKET	518709	1
4	PLATE, ARM CLAMP	518885-1	1

REF.	DESCRIPTION (◆ Indicates Parts Available In Assemblies Only)	PART #	QTY
5	WASHER, 8.4 FLAT ZINC	F81054-1	14
6	WASHER, 8.2 SPLIT LOCK ZINC	F81054-4	2
7	NUT, M8 8 HEX NYLON ZINC LOCK	F81032-2	4
8	BOLT, M8X16-8.8-B HEX HEAD FULL THREAD ZINC	F81002-20	4
9	BOLT, M8X30-5.8-B HEX HEAD FULL THREAD ZINC	F81002-2	4
10	CAP, 80X80 GR 2-4 #111227 TUBE END	089644	1
11	PIN, LT 16X120	501877	4
12	PLATE, SOCKET MOUNT	517664-1	1
13	CLAMP, RSGU 1.42/20 W1 METAL & RUBBER	F81087-3	2
14	DUCT, CABLE	520670	1
15	WASHER, 5.3 FLAT ZINC	F81052-1	4
16	SCREW, M5X10-8.8 CROSS RECESSED PAN HEAD ZINC	F81000-13	4
17	BOLT, M8X12-8.8 HEX HEAD FULL THREAD ZINC	F81002-6	2

8 Bed Frame Assembly

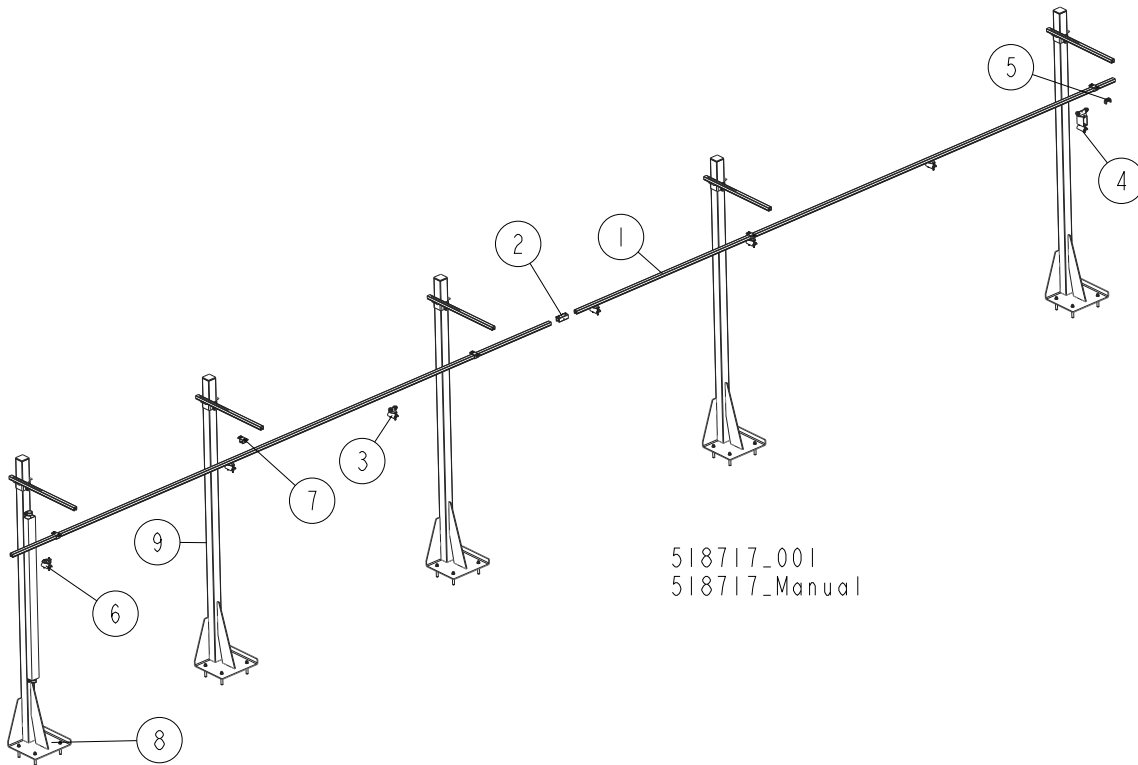
4-Post Remote Set

8.24 4-Post Remote Set



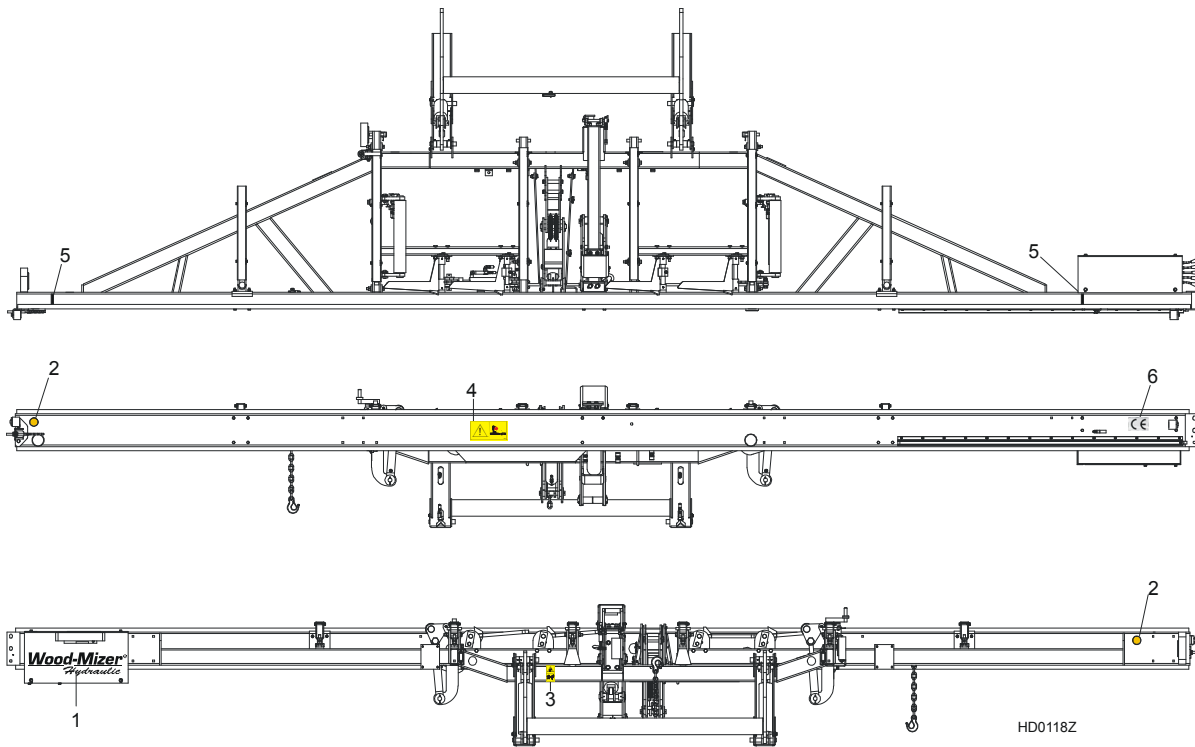
REF.	DESCRIPTION (◆ Indicates Parts Available In Assemblies Only)	PART #	QTY
	REMOTE SET, 4-POST	518884	1
	RAIL, COMPLETE GUIDE (CUTTING LENGTH OF 6.5M)	518315	1
1	RAIL, 6 M C-PROFILE	518332	1
2	COUPLER, TRACK	518705	1
3	RAIL, 3 M C-PROFILE	518313	1
4	CLAMP, FLAT CABLE - END	518701	1
5	TROLLEY, TOWING	518334	1
6	STOP, END	518700	1
7	TROLLEY, CABLE MOVING	518333	3
8	BRACKET, BOLT-ON	518702	4
9	POST, GUIDE RAIL SUPPORT - COMPLETE See Section 8.18	520669	1
10	POST, GUIDE RAIL SUPPORT - COMPLETE See Section 8.17	518736	3

8.25 5-Post Remote Set



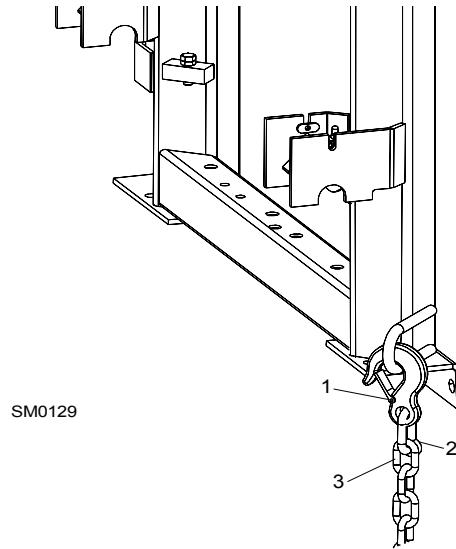
REF.	DESCRIPTION (◆ Indicates Parts Available In Assemblies Only)	PART #	QTY
	REMOTE SET, 5-POST	518717	1
	RAIL, COMPLETE GUIDE (CUTTING LENGTH OF 6.5-10 M)	518704	1
1	RAIL, 6 M C-PROFILE	518332	2
2	COUPLER, TRACK	518705	1
3	TROLLEY, CABLE MOVING	518333	5
4	TROLLEY, TOWING	518334	1
5	STOP, END	518700	1
6	CLAMP, FLAT CABLE - END	518701	1
7	BRACKET, BOLT-ON	518702	5
8	POST, GUIDE RAIL SUPPORT - COMPLETE See Section 8.18	520669	1
9	POST, GUIDE RAIL SUPPORT - COMPLETE See Section 8.17	518736	4

8.26 Bed Frame Decals



REF.	DESCRIPTION (◆ Indicates Parts Available In Assemblies Only)	PART #	QTY
1	DECAL, WOOD-MIZER SUPER HYDRAULIC LOGO	014168	1
2	DECAL, AMBER REFLECTIVE 2" ROUND	P07453	2
3	DECAL, KEEP AWAY DANGER, PICTOGRAM	099221	1
4	DECAL, SAWMILL TRAILER CAUTION, PICTOGRAM	099542	1
5	DECAL, LOG LIMIT STRIPE	S12051	2
6	DECAL, CE CERTIFIED SAWMILL, SMALL	P85070	1

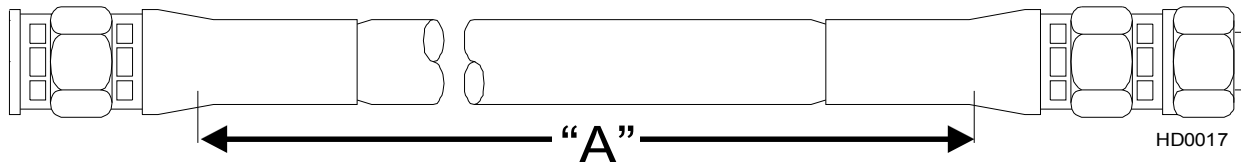
8.27 Tie Down Chain Assembly



REF.	DESCRIPTION (◆ Indicates Parts Available In Assemblies Only)	PART #	QTY
	CHAIN ASSEMBLY, TIE DOWN	A04376-1	1
1	Hook, 5/8" Safety Chain	P12075	1
2	Screw Closed Chain Link, 10	100767	1
3	Chain, N-10 x 35, 6 Links	100951	1

SECTION 9 HYDRAULIC SYSTEM

9.1 Hydraulic Hoses



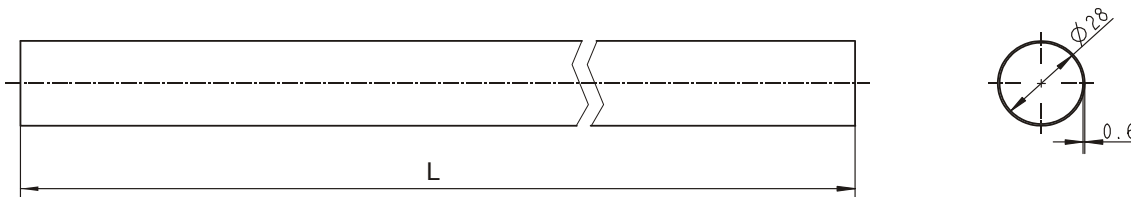
Color Code	LENGTH "A" [m]	Application	Wood-Mizer Part No.
None	0.46	1/4" Hydraulic Pump To Valve	015704
None	0.46	1/4" Hydraulic Pump To Valve	015704
Plain	0.69	3/8" LOG TURNER CYLINDER BASE	014796
Orange	0.53	3/8" LOG TURNER CYLINDER TOP	087775
Yellow	2.66	1/4" FRONT TOE BOARD TOP (LT40S)	087790
	3.81	1/4" FRONT TOE BOARD TOP (LT40M)	087776
Gray	2.66	1/4" FRONT TOE BOARD BASE (LT40S)	087790
	3.81	1/4" FRONT TOE BOARD BASE (LT40M)	087776
Plain	4.21	3/8" SIDE SUPPORT CYLINDER TOP (LT40S)	087791
	4.77	3/8" SIDE SUPPORT CYLINDER TOP (LT40M)	087777
Pink	4.21	3/8" SIDE SUPPORT CYLINDER BASE (LT40S)	087791
	4.77	3/8" SIDE SUPPORT CYLINDER BASE (LT40M)	087777
White	3.68	3/8" CLAMP CYLINDER TOP (LT40S)	087792
	3.98	3/8" CLAMP CYLINDER TOP (LT40M)	087778
Dark Orange	3.27	3/8" CLAMP CYLINDER BASE (LT40S)	087793
	3.83	3/8" CLAMP CYLINDER BASE (LT40M)	087779
Purple	5.18	1/4" REAR TOE BOARD TOP (LT40S)	087794
	5.74	1/4" REAR TOE BOARD TOP (LT40M)	087780
Black	5.18	1/4" REAR TOE BOARD BASE (LT40S)	087794
	5.74	1/4" REAR TOE BOARD BASE (LT40M)	087780
Green	1.58	3/8" LOADING ARM BRANCH TOP	014797
Yellow	1.60	3/8" LOADING ARM BRANCH BASE	014798
Yellow	1.80	3/8" LOADING ARM BRANCH BASE	093329
Blue	4.34	3/8" LOADING ARM CYLINDER TOP (LT40S)	087795
	4.90	3/8" LOADING ARM CYLINDER TOP (LT40M)	087781
Red	4.34	3/8" LOADING ARM CYLINDER BOTTOM (LT40S)	087795
	4.90	3/8" LOADING ARM CYLINDER BOTTOM (LT40M)	087781
Green	4.57	1/4" CLAMP UP (LT40S)	087796
	5.13	1/4" CLAMP UP (LT40M)	087789

TABLE 9-1

Yellow	4.57	1/4" CLAMP DOWN (LT40S)	087796
	5.13	1/4" CLAMP DOWN (LT40M)	087789
White	4.00	1/4" FRONT LOG CLAMP, IN/OUT CYLINDER BOTTOM (A/DH5)	094778
Orange	4.00	1/4" FRONT LOG CLAMP, IN/OUT CYLINDER TOP (A/DH5)	094778
Red	3.80	1/4" FRONT LOG CLAMP, UP/DOWN CYLINDER BOTTOM (A/DH5)	094779
Blue	3.80	1/4" FRONT LOG CLAMP, UP/DOWN CYLINDER TOP (A/DH5)	094779
White	6.00	1/4" REAR LOG CLAMP, IN/OUT CYLINDER BOTTOM (A/DH5)	094780
Orange	6.00	1/4" REAR LOG CLAMP, IN/OUT CYLINDER TOP (A/DH5)	094780
Red	5.60	1/4" REAR LOG CLAMP, UP/DOWN CYLINDER BOTTOM (A/DH5)	094781
Blue	5.60	1/4" REAR LOG CLAMP, UP/DOWN CYLINDER TOP (A/DH5)	094781
Plain	0.40	1/4" HYDRAULIC VALVE TO OIL FLOW CONTROL VALVE (A/DH5)	094782
Plain	0.53	1/4" HYDRAULIC PUMP TO OIL FLOW CONTROL VALVE (A/DH5)	087775
Red	1.50	1/4" FIRST CLAMP, UP/DOWN CYLINDER BOTTOM (A/DH7)	095211
Blue	1.50	1/4" FIRST CLAMP, UP/DOWN CYLINDER TOP (A/DH7)	095211
Red	4.00	1/4" SECOND CLAMP, UP/DOWN CYLINDER BOTTOM (A/DH7)	095212
Blue	4.00	1/4" SECOND CLAMP, UP/DOWN CYLINDER TOP (A/DH7)	095212
Red	8.00	1/4" THIRD CLAMP, UP/DOWN CYLINDER BOTTOM (A/DH7)	095213
Blue	8.00	1/4" THIRD CLAMP, UP/DOWN CYLINDER TOP (A/DH7)	095213
Orange	0.40	1/4" HYDRAULIC VALVE POWER CORD TO CLAMP IN/OUT CYLINDER T-FITTING, BOTTOM (A/DH7)	095214
White	0.40	1/4" HYDRAULIC VALVE POWER CORD TO CLAMP IN/OUT CYLINDER T-FITTING, TOP (A/DH7)	095214
Orange	7.00	1/4" THIRD CLAMP, IN/OUT CYLINDER BOTTOM (A/DH7)	095215
White	7.00	1/4" THIRD CLAMP, IN/OUT CYLINDER TOP (A/DH7)	095215
Orange	2.50	1/4" FIRST/SECOND CLAMP, IN/OUT CYLINDER BOTTOM (A/DH7)	095216
White	2.50	1/4" FIRST/SECOND CLAMP, IN/OUT CYLINDER TOP (A/DH7)	095216
Orange	1.20	1/4" FIRST/SECOND CLAMP, IN/OUT CYLINDER BOTTOM (A/DH7)	095217
White	1.20	1/4" FIRST/SECOND CLAMP, IN/OUT CYLINDER TOP (A/DH7)	095217

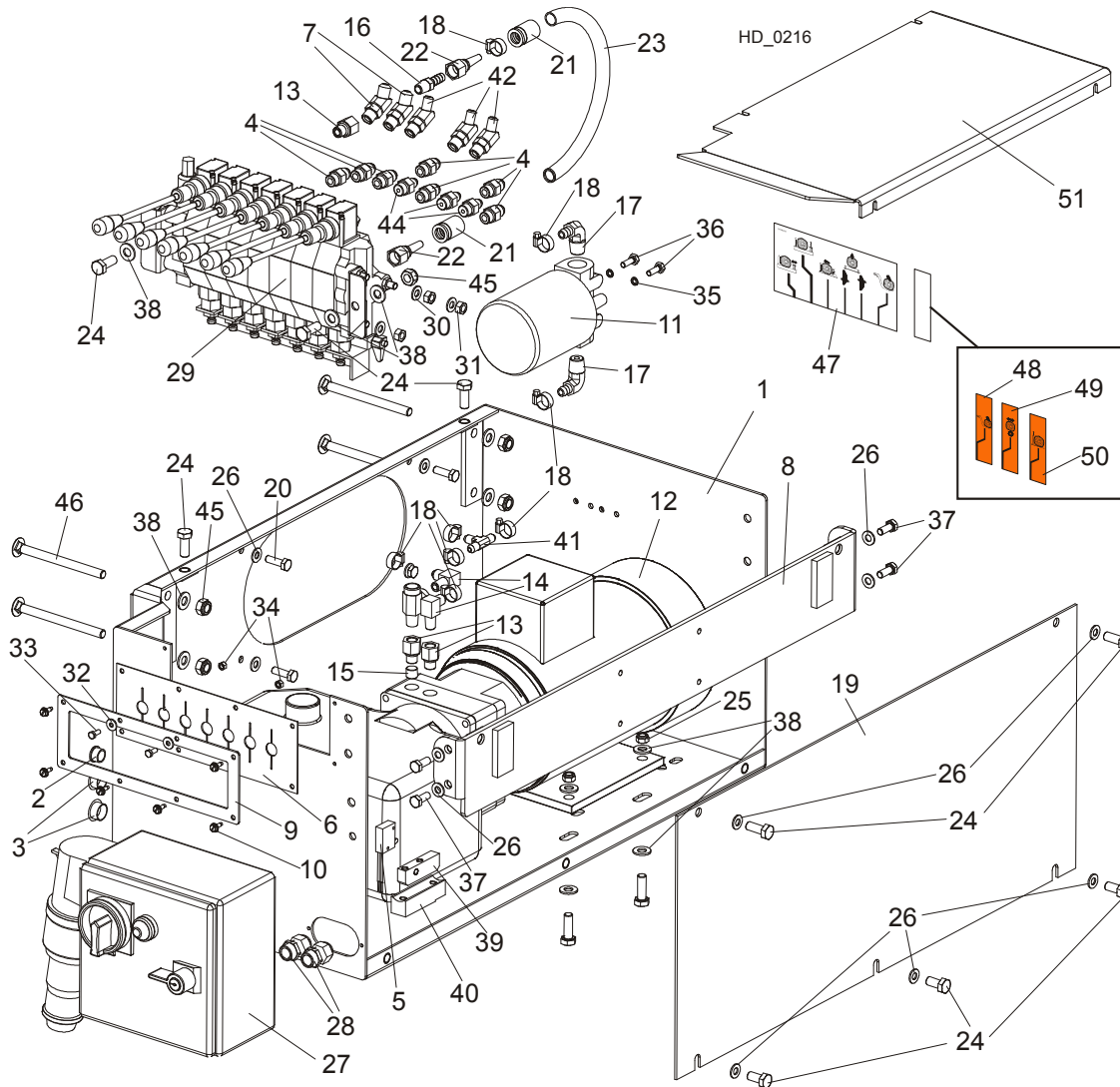
Protective Conduits, LT70 Series A/DH Hydraulic Hoses

TABLE 9-1



LENGTH "L"	DESCRIPTION (◆ Indicates Parts Available In Assemblies Only)	PART #	QTY
0.70	PROTECTIVE CONDUIT, LOG TURNER HOSE	099761	2
0.28	PROTECTIVE CONDUIT, IN/OUT CYLINDER HOSE - BOTTOM	099762	1
0.45	PROTECTIVE CONDUIT, IN/OUT CYLINDER HOSE - TOP	099763	1
1.35	PROTECTIVE CONDUIT, UP/DOWN CYLINDER HOSE - BOTTOM	099764	1
1.65	PROTECTIVE CONDUIT, UP/DOWN CYLINDER HOSE - TOP	099765	1

9.2 Hydraulic Control Box, LT40/70 AH-7 (Option)

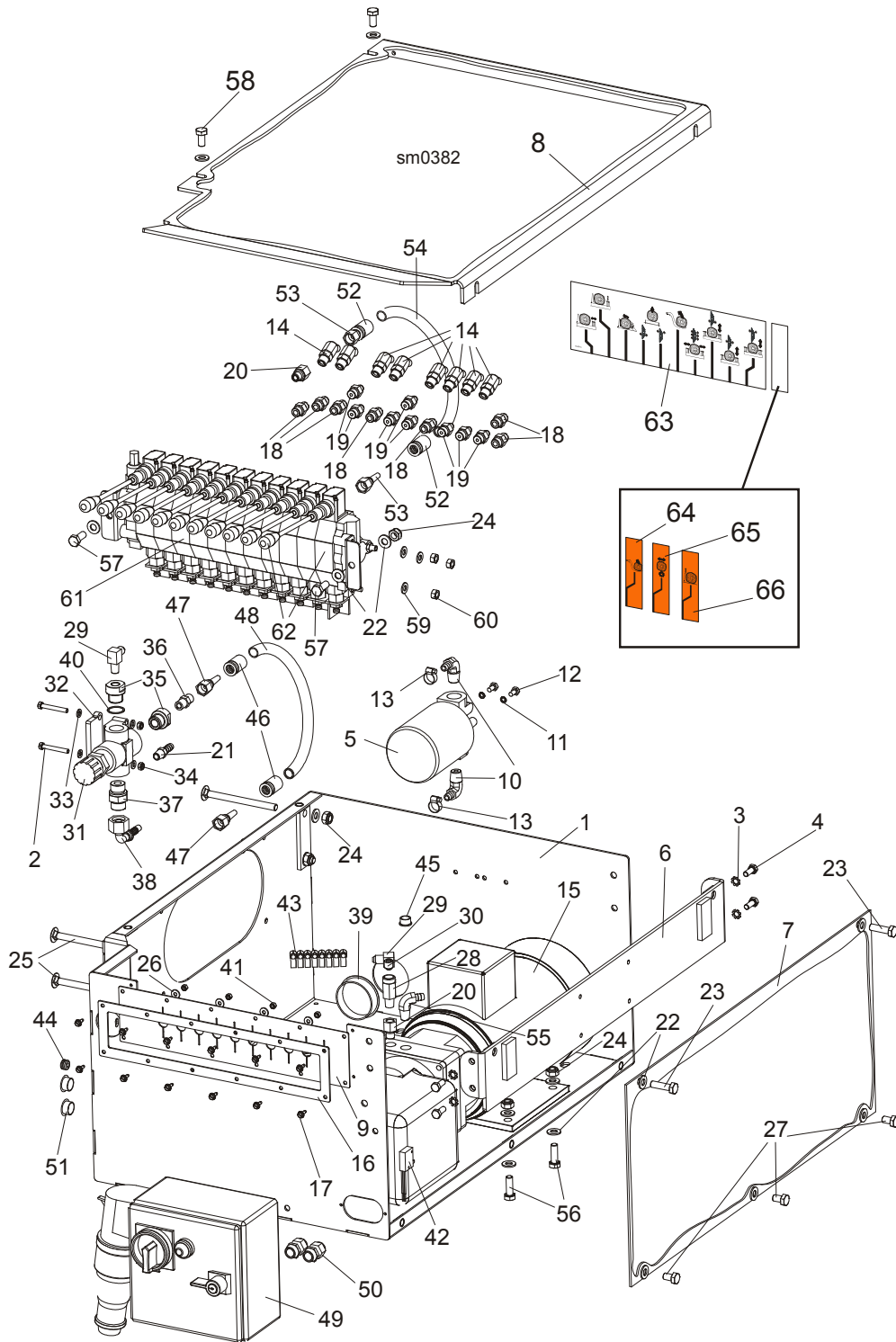


REF.	DESCRIPTION (◆ Indicates Parts Available In Assemblies Only)	PART #	QTY
	BOX, AH 7-SECTION LT40/70 HYDRAULIC CONTROL	510563	1
1	BOX WELDMENT, 7-SECTION HYDRAULIC	510564-1	1
2	BUSHING, 15.9 UB625 CONDUIT	086816	1
3	CAP, 1086 DIA. 22,2	093544	2
4	PUMP ASSEMBLY, AC SUPER 4KW 14.5L/MIN W/MOTOR	086789	1
5	FITTING, 3/8JIC -3/8 O-RING	014687	7
6	SWITCH, 2A 125V R-LEVER NO/NC/COM	014765	1
7	GUARD, 7-SECTION HYD. VALVE RUBBER	510566	1
8	FITTING, 45DEG. #6SAE ELBOW	015489	2
9	BRACKET, AC HYDRAULIC BOX	086518-1	1
10	PLATE, RUBBER GUARD MOUNTING	510567-1	1
11	SCREW, #10-24x1/2 SELF-TAPPING	F05015-7	5
12	MANIFOLD, W/FILTER	P22683	1
13	PUMP, AC 4KW 14.5L/MIN HYDRAULIC W/MOTOR	500958	1
14	FITTING, 6SAE MALE-1/4NPT FEMALE	014686	3

15	FITTING, 3/8JIC-1/4NPT 90L	015491	2	
16	PLUG, TN 192-1/4NPT W/EXTERNAL THREAD	096221	2	
17	FITTING, 1/4NPT-3/8 BARB	014685	1	
18	FITTING, 1/2NPT-3/8 BARB ELBOW	P12707	2	
19	CLAMP, 11/16 WORM	061807	8	
20	PANEL, AC HYDRAULIC BOX FRONT	086484-1	1	
21	BOLT, M8x25-8.8-B HEX HEAD FULL THREAD ZINC	F81002-5	4	
	HOSE, 2T3/8X0.533 W9/16UNF-W9/16UNF HYDRAULIC	087775	1	
22	CRIMPSOCKET 3/8" HYDRAULIC HOSE	085901	2	
23	FITTING, JIC 9/16-18	085900	2	
24	HOSE, 3/8" (C/S-20MPa)P/N8106-6-06 HYDRAULIC	R02132	1	
25	BOLT, M10x25-8.8 HEX HEAD FULL THREAD ZINC	F81003-11	6	
26	NUT, M8-8-B HEX NYLON ZINC LOCK	F81032-2	4	
27	WASHER, 8.4 FLAT ZINC	F81054-1	13	
28	BOX, AC 4kW LT40/70 STARTER	089799	1	
29	GLAND, DP 11/H CABLE	085388	2	
30	VALVE, 7-SECTION AC HYDRAULIC	510560	1	
31	WASHER, 8.4 FLAT ZINC	F81054-1	6	
32	NUT, M8-8-B HEX ZINC	F81032-1	6	
33	WASHER, 5.5 SPECIAL FLAT ZINC	F81052-3	2	
34	BOLT, M5x12-5.8 HEX HEAD FULL THREAD ZINC	F81000-5	2	
35	NUT, M5-8 HEX ZINC	F81030-1	2	
36	WASHER, Z 6.1 SPLIT LOCK ZINC	F81053-3	2	
37	BOLT, 1/4-20X3/4 FT HHC	F05005-1	2	
38	BOLT, M8x20-8.8-B HEX HEAD FULL THREAD ZINC	F81002-4	4	
39	WASHER, 10.5 FLAT ZINC	F81055-1	16	
40	BUTTON, HOT CONTACT 1997	015253	1	
41	BLOCK, EXTEN. HYD. GROUND CONTACT	015264	1	
42	FITTING, 3/8 BARB TEE	015485	1	
43	FITTING, #4SAE-#6SAE 45 DEG. ELBOW	015488	3	
44	BOLT, M10x30-5.8 HEX HEAD FULL THREAD ZINC	F81003-2	4	
45	FITTING, 1/4JIC-3/8 O-RING	P26284	3	
46	NUT, M10-8-B HEX NYLON ZINC LOCK	F81033-1	6	
47	BOLT, M10x125 8.8 CARRIAGE HEAD ZINC	F81003-34	4	
48	DECAL, HYDRAULIC CONTROL SUPER '97 (ENGLISH)	015364-A1	1	
49	DECAL, ADDITIONAL HYDRAULIC SECTION - LOG LOADER	511426 ¹	1	
50	DECAL, ADDITIONAL HYDRAULIC SECTION - POWER ROLLER	511427 ¹	1	
51	DECAL, ADDITIONAL HYDRAULIC SECTION - SIDE SUPPORT	511428 ¹	1	
52	COVER, AC HYDRAULIC CONTROL BOX	086485-1	1	

¹ Depending on order

9.3 Hydraulic Control Box, 11-Section LT 20/40/70 AC (Option)



REF.	DESCRIPTION (◆ Indicates Parts Available In Assemblies Only)	PART #	QTY
	BOX, AH 6-7 11-SECTION LT40/70 HYDRAULIC	510570	1
1	BOX WELDMENT, HYDRAULIC CONTROL	091729-1	1
2	BOLT, M6x45-8.8 HEX HEAD ZINC	F81001-6	2
3	WASHER, 8.4 EXTERIOR STAR	F81054-3	4
4	BOLT, M8x20-8.8-B HEX HEAD FULL THREAD ZINC	F81002-4	4

5	MANIFOLD, W/FILTER	P22683	1	
6	BRACKET, AC HYDRAULIC BOX	086518-1	1	
7	PANEL, AC HYDRAULIC BOX FRONT	086484-1	1	
8	COVER, AC/DC HYDRAULIC CONTROL BOX	091734-1	1	
9	GUARD, 10-SECTION HYDRAULIC VALVE RUBBER	091739	1	
10	FITTING, 1/2NPT-3/8 BARB ELBOW	P12707	2	
11	WASHER, Z 6.1 SPLIT LOCK ZINC	F81053-3	2	
12	BOLT, 1/4-20X1/2 HEX HEAD	F05005-15	2	
13	CLAMP, 11/16 WORM	P12739	2	
14	FITTING, #4SAE #6SAE 45 DEG. ELBOW	015488	7	
15	PUMP, AC 4KW 14.5L/MIN HYDRAULIC W/MOTOR	500958	1	
16	PLATE, RUBBER GUARD MOUNTING	510571	1	
17	SCREW, #10-24x1/2 SELF-TAPPING	F05015-7	12	
18	FITTING, 3/8JIC - 3/8 O-RING	014687	7	
19	FITTING, 1/4JIC-3/8 O-RING	P26284	8	
20	FITTING, 6SAE MALE-1/4NPT FEMALE	014686	2	
21	FITTING, 1/4NPT-3/8 BARB	014685	1	
22	WASHER, 10.5 FLAT ZINC	F81055-1	23	
23	BOLT, M10x35-8.8 HEX HEAD FULL THREAD ZINC	F81003-17	2	
24	NUT, M10-8-B HEX NYLON ZINC LOCK	F81033-1	10	
25	BOLT, M10x125 8.8 CARRIAGE HEAD ZINC	F81003-34	4	
26	WASHER, 5.5 SPECIAL FLAT ZINC	F81052-3	4	
27	BOLT, M10x16-8.8 HEX HEAD FULL THREAD ZINC	F81003-13	3	
28	FITTING, 1/4NPT MALE RUN TEE	015486	1	
29	FITTING, 3/8JIC-1/4NPT 90L	015491	2	
30	PLUG, TN 192-1/4NPT W/EXTERNAL THREAD	096221	1	
31	VALVE, MTKA.VB OIL FLOW CONTROL	093794	1	
32	PLATE, MTKA CONTROL VALVE SPACER ZINC-PL.	094477-1	1	
33	WASHER, 6.4 FLAT ZINC	F81053-1	4	
34	NUT, M6-8-B HEX NYLON ZINC LOCK	F81031-2	2	
35	FITTING, M22X1.5 / 1/4-18NPT REDUCER ZINC-PLATED	093193-1	2	
36	FITTING, 3/8JIC-1/4NPT STRAIGHT	015560	1	
37	FITTING, VMNW10HS22	094486	1	
38	FITTING, PN10AFL 13-90 ELBOW	094485	1	
39	CAP, HSA2790 (63.6 DIA.)	092859	1	
40	WASHER, 22 COPPER	F81061-5	1	
41	NUT, M5-8 HEX ZINC	F81030-1	4	
42	SWITCH, 2A 125V R-LEVER NO/NC/COM	014765	1	
43	HOSE CLAMP, DIXON WORM GEAR HSS6	061807	8	
44	SEAL WIRE, GH6	085338	1	
45	BUSHING, 15.9 UB625 CONDUIT	086816	1	
	HOSE, 2T3/8X0.533 W9/16UNF-W9/16UNF HYDRAULIC	087775	1	
46	CRIMP SOCKET 3/8" HYDRAULIC HOSE	085901	2	
47	FITTING, JIC 9/16-18	085900	2	
48	HOSE, 3/8" (C/S-20MPa)P/N8106-6-06 HYDRAULIC	R02132	1	
49	BOX, AC 4kW LT40/70 STARTER	089799	1	
50	GLAND, DP 11/H CABLE	085388	2	
51	CAP, 1086 DIA. 22.2 HOLE	093544	2	



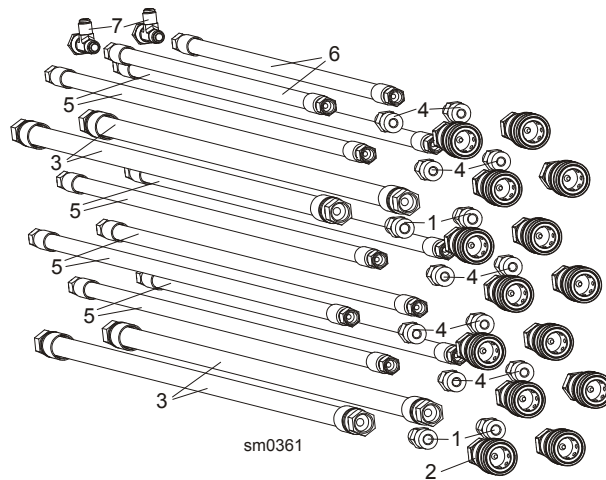
HYDRAULIC SYSTEM

Hydraulic Control Box, 11-Section LT 20/40/70 AC (Option)

	HOSE, 2T3/8X0.533 W9/16UNF-W9/16UNF HYDRAULIC	094782	1	
52	CRIMPSOCKET 3/8" HYDRAULIC HOSE	085901	2	
53	FITTING, JIC 9/16-18	085900	2	
54	HOSE, 3/8" (C/S-20MPa)P/N8106-6-06 HYDRAULIC	R02132	1	
55	FITTING, 3/8NPT-3/8 BARB ELBOW	P12708	1	
56	BOLT, M10x30-5.8 HEX HEAD FULL THREAD ZINC	F81003-2	4	
57	BOLT, M10x25-8.8 HEX HEAD FULL THREAD ZINC	F81003-11	2	
58	BOLT, M10x20-5.8 HEX HEAD FULL THREAD ZINC	F81003-1	2	
	VALVE, 11-SECTION HDS11/10 HYDRAULIC	510568	1	
59	WASHER, 8.4 FLAT ZINC	F81054-1	6	
60	NUT, M8-8-B HEX ZINC	F81032-1	6	
61	VALVE, HDS11/10-8-SECTION HYDRAULIC	091344	1	
62	SECTION, HDS11 HYDRAULIC VALVE	098624	1	
63	DECAL, AH7 HYDRAULIC CONTROL	094970	1	
	DECAL, AH5 HYDRAULIC CONTROL - ENGLISH	094795	1	
	DECAL, AH3-AH2/24H4-24H1(10-SECTION)	506589	1	
64	DECAL, ADDITIONAL HYDRAULIC SECTION - LOG LOADER	511426 ¹	1	
65	DECAL, ADDITIONAL HYDRAULIC SECTION - POWER ROLLER	511427 ¹	1	
66	DECAL, ADDITIONAL HYDRAULIC SECTION - SIDE SUPPORT	511428 ¹	1	

¹ Depending on order

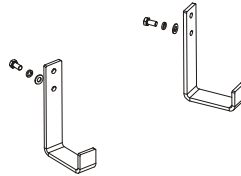
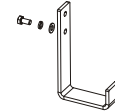
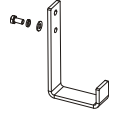
9.4 Hydraulic Hose Kit, AH "M" Frame Sawmills MBX12/24H1-6



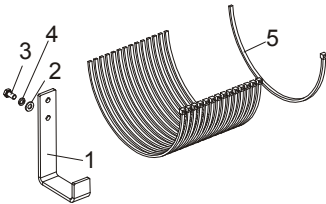
REF.	DESCRIPTION (◆ Indicates Parts Available In Assemblies Only)	PART #	QTY
	HYDRAULIC HOSE KIT, "M" FRAME 24H21	505834	1
1	FITTING, G3/8-9/16-18JIC HAND PUMP	091842	2
2	FITTING, 3/8" INT. THREAD BSP FEMALE QUICK DISCONNECT	504965	2
3	HOSE, 2T3/8X8.800 W9/16UNF-W9/16UNF HYDRAULIC	505849	2
	HYDRAULIC HOSE KIT, "M" FRAME 24H2	505836	1
1	FITTING, G3/8-9/16-18JIC HAND PUMP	091842	2
2	FITTING, 3/8" INT. THREAD BSP FEMALE QUICK DISCONNECT	504965	4
3	HOSE, 2T3/8X8.800 W9/16UNF-W9/16UNF HYDRAULIC	505849	2
4	FITTING, 7/16" JC/3/8" BSP STRAIGHT	505747	2
5	HOSE, 2T1/4X8.800 W7/16UNF-W7/16UNF HYDRAULIC	505850	2
	HYDRAULIC HOSE KIT, "M" FRAME (AH1-7) 24H3/24H4	505840	1
1	FITTING, G3/8-9/16-18JIC HAND PUMP	091842	4
2	FITTING, 3/8" INT. THREAD BSP FEMALE QUICK DISCONNECT	504965	8
3	HOSE, 2T3/8X8.800 W9/16UNF-W9/16UNF HYDRAULIC	505849	4
4	FITTING, 7/16" JC/3/8" BSP STRAIGHT	505747	4
5	HOSE, 2T1/4X8.800 W7/16UNF-W7/16UNF HYDRAULIC	505850	4
	HYDRAULIC HOSE KIT, "M" FRAME (AH1-7) 24H3/24H4	506090	1
1	FITTING, G3/8-9/16-18JIC HAND PUMP	091842	4
2	FITTING, 3/8" INT. THREAD BSP FEMALE QUICK DISCONNECT	504965	12
3	HOSE, 2T3/8X8.800 W9/16UNF-W9/16UNF HYDRAULIC	505849	4
4	FITTING, 7/16" JC/3/8" BSP STRAIGHT	505747	8
5	HOSE, 2T1/4X8.800 W7/16UNF-W7/16UNF HYDRAULIC	505850	6
6	HOSE, 2T1/4X6.100 W7/16UNF-W7/16UNF HYDRAULIC	506096	2
7	FITTING, W7/16" UNF JIC-2XZ7/16"UNF JIC TEE	506098	2
	HYDRAULIC HOSE KIT, "M" FRAME (AH1-7) 24H3/24H4	506092	1
1	FITTING, G3/8-9/16-18JIC HAND PUMP	091842	4
2	FITTING, 3/8" INT. THREAD BSP FEMALE QUICK DISCONNECT	504965	14
3	HOSE, 2T3/8X8.800 W9/16UNF-W9/16UNF HYDRAULIC	505849	4
4	FITTING, 7/16" JC/3/8" BSP STRAIGHT	505747	10
5	HOSE, 2T1/4X8.800 W7/16UNF-W7/16UNF HYDRAULIC	505850	8
6	HOSE, 2T1/4X6.100 W7/16UNF-W7/16UNF HYDRAULIC	506096	2

7	FITTING, W7/16" UNF JIC-2XZ7/16"UNF JIC TEE	506098	2
---	---	--------	---

9.5 Hydraulic Hose Hanger Kit, "M" Frame (AH1-3) MBX12/24H1-4

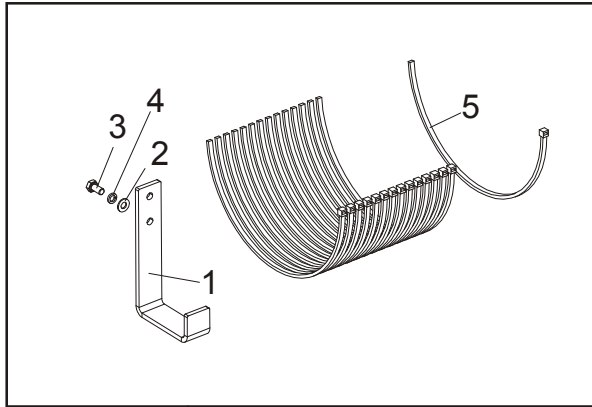


sm0362

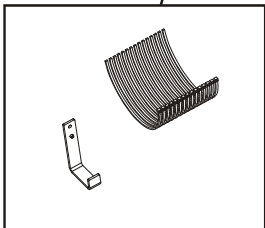
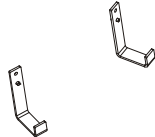


REF.	DESCRIPTION (◆ Indicates Parts Available In Assemblies Only)	PART #	QTY
	HYDRAULIC HOSE HANGER KIT, "M" FRAME AH1-3 BX24	506101	1
1	HANGER, HYDRAULIC HOSE	505745-1	5
2	WASHER, 8.4 FLAT ZINC	F81054-1	5
3	WASHER, 8.2 SPLIT LOCK ZINC	F81054-4	5
4	BOLT, M8x16 -8.8-B HEX HEAD FULL THREAD ZINC	F81002-20	5
5	WRAP, TKUV 50/8 TIE	F81082-3	15

9.6 Hydraulic Hose Hanger Kit, "M" Frame (AH4-7) MBX12/24H5-6

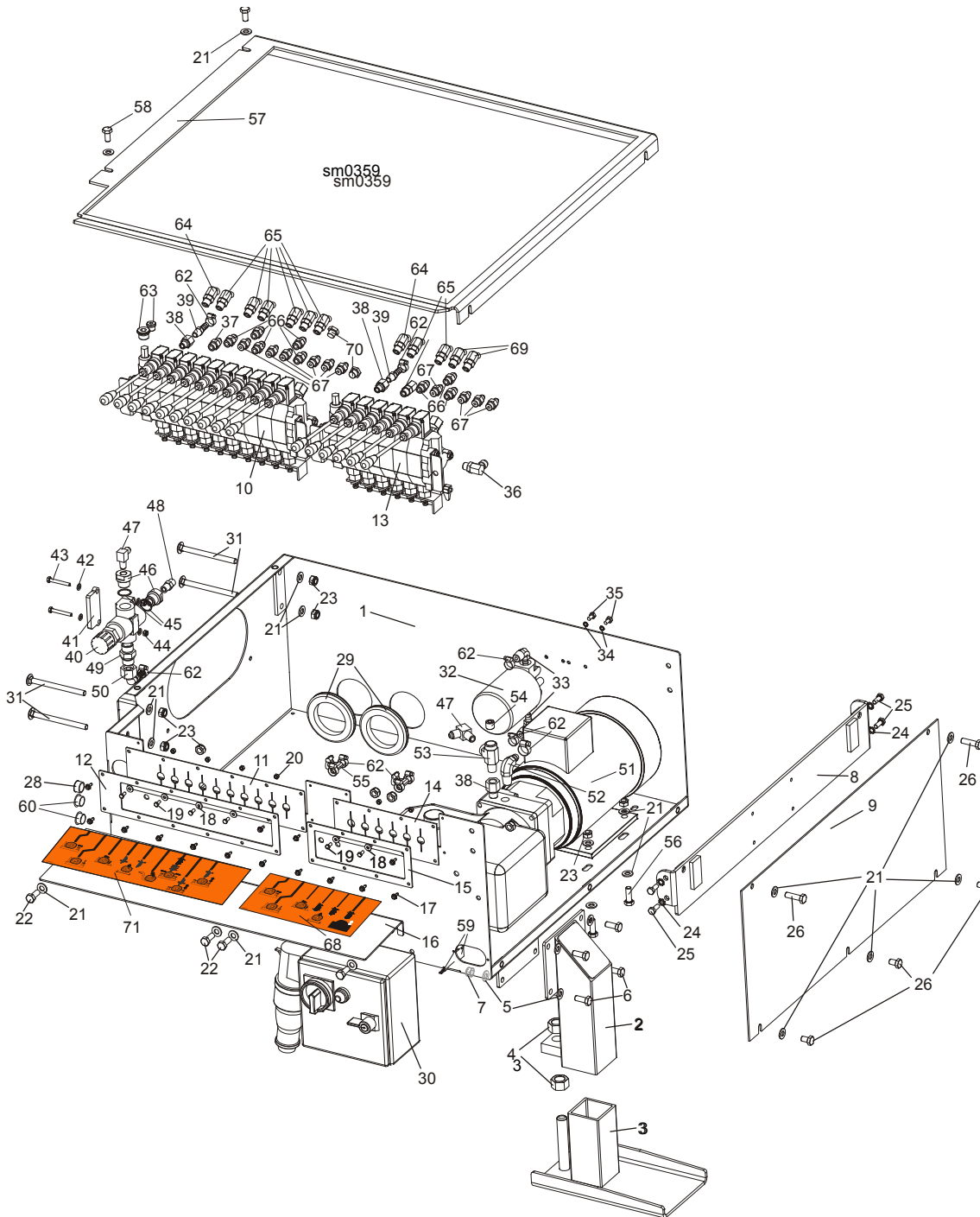


sm0363



REF.	DESCRIPTION (◆ Indicates Parts Available In Assemblies Only)	PART #	QTY
	HYDRAULIC HOSE HANGER KIT, "M" FRAME AH1-3 BX24	506102	1
1	HANGER, HYDRAULIC HOSE	505745-1	7
2	WASHER, 8.4 FLAT ZINC	F81054-1	8
3	WASHER, 8.2 SPLIT LOCK ZINC	F81054-4	8
4	BOLT, M8x16 -8.8-B HEX HEAD FULL THREAD ZINC	F81002-20	8
5	WRAP, TKUV 50/8 TIE	F81082-3	15

9.7 Hydraulic Control Box, 16-Section LT20/40/70 AC



REF.	DESCRIPTION (◆ Indicates Parts Available In Assemblies Only)	PART #	QTY
	BOX, LT40/70 AC 16-SECTION HYDRAULIC CONTROL - COMPLETE	505945	1
	BOX, LT20 AC 16-SECTION HYDRAULIC CONTROL - COMPLETE	505950	1
1	BOX WELDMENT, HYDRAULIC CONTROL PTD	505946-1	1
	LEG, HYDRAULIC CONTROL BOX	505741	1
2	LEG, HYDRAULIC CONTROL BOX - UPPER PART	505742-1	1
3	WIDE FOOT - ADJUSTABLE LEGS	501084-1	1
4	NUT, M20-8 HEX ZINC	F81037-1	2

5	WASHER, 10.5 FLAT ZINC	F81055-1	8	
6	BOLT, M10x25-8.8 HEX HEAD FULL THREAD ZINC	F81003-11	4	
7	NUT, M10-8-B HEX NYLON ZINC LOCK	F81033-1	4	
8	BRACKET, AC HYDRAULIC CONTROL BOX - COMPLETE	086518-1	1	
9	COVER, AC HYDRAULIC PUMP HOUSING SIDE	086484-1	1	
10	VALVE, HDS11/10 8-SECTION HYDRAULIC	091344	1	
11	GUARD, 10-SECTION HYDRAULIC VALVE RUBBER	091739	1	
12	COVER, 10-SECTION VALVE GUARD PTD	091826-1	1	
13	VALVE, 6-SPOOL FOR SERIES CONNECTION	501104	1	
14	GUARD, RUBBER DOUBLE VALVE	015079	1	
15	COVER, VALVE GUARD PTD	086519-1	1	
16	PLATE FOR DECALS	505949-1	1	
17	SCREW, #10-24x1/2 SELF-TAPPING	F05015-7	14	
18	WASHER, 5.5 SPECIAL FLAT ZINC-PL.	F81052-3	6	
19	BOLT, M5x12-5.8 HEX HEAD FULL THREAD ZINC	F81000-5	6	
20	NUT, M5-8 HEX ZINC	F81030-1	6	
21	WASHER, 10.5 FLAT ZINC	F81055-1	23	
22	BOLT, M10x25-8.8 HEX HEAD FULL THREAD ZINC	F81003-11	4	
23	NUT, M10-8-B HEX NYLON ZINC LOCK	F81033-1	12	
24	WASHER, 8.4 EXTERIOR STAR LOCK	F81054-3	4	
25	BOLT, M8x20-8.8-B HEX HEAD FULL THREAD ZINC	F81002-4	4	
26	BOLT, M10x16-8.8 HEX HEAD FULL THREAD ZINC	F81003-13	3	
27	BOLT, M10x35-8.8 HEX HEAD FULL THREAD ZINC	F81003-17	2	
28	GROMMET, HEYCO WIRE	P04137	1	
29	GROMMET, 80MM DIA. RUBBER	089293	2	
30	BOX, AC 4kW STARTER	089799 ¹	1	
	BOX, LT20 STARTER	093088 ²	1	
	BOX, LT20 STARTER - NORWAY	093088-2 ³	1	
31	BOLT, M10x125 8.8 CARRIAGE HEAD ZINC	F81003-34	4	
32	MANIFOLD W/FILTER	P22683	1	
33	FITTING, (1/2"NPT)-3/8" ELBOW	P12707	2	
34	WASHER, Z 6.1 SPLIT LOCK ZINC	F81053-3	2	
35	BOLT, 1/4-20x1/2" HEX HEAD ZINC GRADE 2	F05005-15	2	
36	FITTING, #6 SAE 3/8"JIC ELBOW	P12704	1	
37	FITTING, 3/8JIC -3/8 O-RING	014687	1	
38	FITTING, 6SAE MALE-1/4NPT FEMALE	014686	3	
39	FITTING, 1/4NPT-3/8 BARB	014685	2	
40	VALVE, MTKA.VB OIL FLOW CONTROL	093794	1	
41	PLATE, MTKA VALVE ZINC-PL. SPACER	094477-1	1	
42	WASHER, 6.4 FLAT ZINC	F81053-1	4	
43	BOLT, M6x45-8.8 HEX HEAD ZINC	F81001-6	2	
44	NUT, M6-8-B HEX NYLON ZINC LOCK	F81031-2	2	
45	WASHER, 22 COPPER	F81061-5	2	
46	FITTING, M22x1.5 / 1/4 -18 NPT ZINC-PL. REDUCER	093139-1	2	
47	FITTING, 3/8JIC-1/4NPT 90L	015491	2	
48	FITTING, 3/8JIC-1/4NPT STRAIGHT	015560	1	
49	FITTING, VMNW10HS22	094486	1	
50	FITTING, PN10AFL 13-90 ELBOW	094485	1	



HYDRAULIC SYSTEM

Hydraulic Control Box, 16-Section LT20/40/70 AC

51	HYDRAULIC PUMP, AC.4KW 14.5L/MIN W/MOTOR	500958	1	
52	FITTING, #6-6(3/8"NPT)-3/8" ELBOW	P12708	1	
53	FITTING, 1/4NPT MALE RUN TEE	015486	1	
54	PLUG, TN 192-1/4NPT	096221	1	
55	FITTING, 3/8 BARB TEE	015485	2	
56	BOLT, M10x30-5.8 HEX HEAD FULL THREAD ZINC	F81003-2	4	
57	COVER, HYDRAULIC CONTROL BOX	505948-1	1	
58	BOLT, M10x20-5.8 HEX HEAD FULL THREAD ZINC	F81003-1	2	
59	SWITCH, 2A 125V R-LEVER NO/NC/COM	014765	1	
60	CAP, 1086 DIA. 22.2 DIA. HOLE	093544	2	
61	FITTING, 45 DEG. #6SAE ELBOW	015489	1	
62	CLAMP, 11/16 HOSE	061807	12	
63	PLUG KIT FOR BOX #500508	505060	1	
64	FITTING, 45 DEG. #6SAE ELBOW	015489	*	
65	FITTING, #4SAE-#6SAE 45 DEG. ELBOW	015488	*	
66	FITTING, 3/8JIC -3/8 O-RING	014687	*	
67	FITTING, 1/4JIC-3/8 O-RING	P26284	*	
68	DECAL, 24H1-6 FOR 16-SECTION BOX	505961	1	
69	FITTING, #4SAE-#6SAE 45 DEG. ELBOW	015488	*	
70	PLUG, 9/16-18 JIC HYDRAULIC VALVE	089647	*	
71	DECAL FOR AH5/16-SECTION BOX	506099	1	

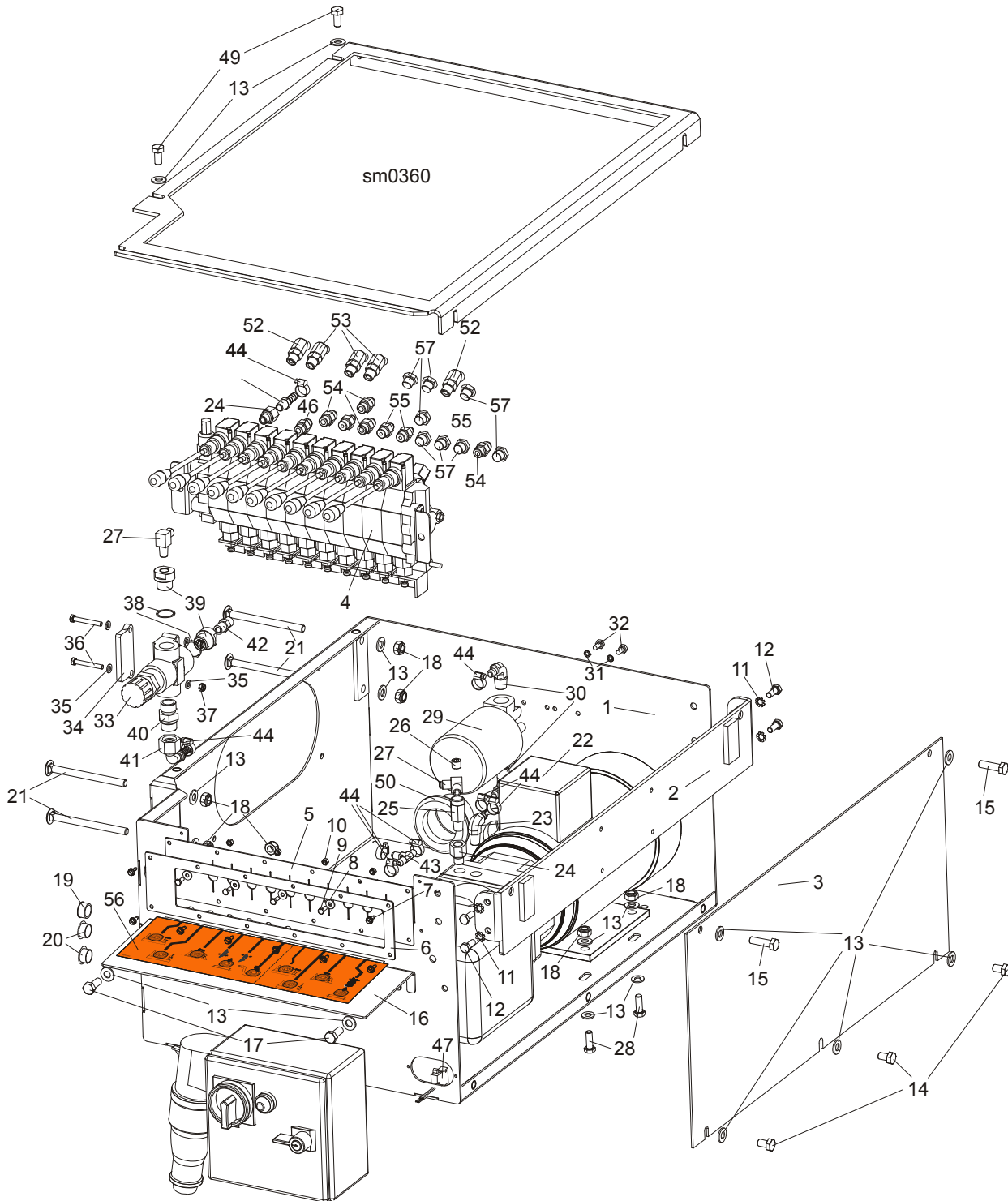
¹ Included in assembly #505945 (LT40/70)

² Included in assembly #505950 (LT20)

³ Included in assembly #505950 (LT20)

* Depends on hydraulic equipment configuration.

9.8 Hydraulic Control Box, 10-Section LT20/40/70 AC



REF.	DESCRIPTION (◆ Indicates Parts Available In Assemblies Only)	PART #	QTY
	HYDRAULIC CONTROL BOX, LT40/70AC BX24 10-SECTION - COMPLETE	506446	1
	HYDRAULIC CONTROL BOX, LT20 AC BX24 10-SECTION	506555	1
1	BOX WELDMENT, HYDRAULIC CONTROL PTD	091729-1	1
2	BRACKET, AC HYDRAULIC CONTROL BOX - COMPLETE	086518-1	1



HYDRAULIC SYSTEM

Hydraulic Control Box, 10-Section LT20/40/70 AC

3	COVER, AC HYDRAULIC PUMP HOUSING SIDE	086484-1	1	
4	VALVE, HDS11/10 8-SECTION HYDRAULIC	091344	1	
5	GUARD, 10-SECTION HYDRAULIC VALVE RUBBER	091739	1	
6	COVER, 10-SECTION VALVE GUARD PTD	091826-1	1	
7	SCREW, #10-24x1/2 SELF-TAPPING	F05015-7	8	
8	WASHER, 5.5 SPECIAL FLAT ZINC-PL.	F81052-3	4	
9	BOLT, M5x12-5.8 HEX HEAD FULL THREAD ZINC	F81000-5	4	
10	NUT, M5-8 HEX ZINC	F81030-1	4	
11	WASHER, 8.4 EXTERIOR STAR LOCK	F81054-3	4	
12	BOLT, M8x20-8.8-B HEX HEAD FULL THREAD ZINC	F81002-4	4	
13	WASHER, 10.5 FLAT ZINC	F81055-1	21	
14	BOLT, M10x16-8.8 HEX HEAD FULL THREAD ZINC	F81003-13	3	
15	BOLT, M10x35-8.8 HEX HEAD FULL THREAD ZINC	F81003-17	2	
16	PLATE, DECAL PTD	506588-1	1	
17	BOLT, M10x25-8.8 HEX HEAD FULL THREAD ZINC	F81003-11	2	
18	NUT, M10-8-B HEX NYLON ZINC LOCK	F81033-1	10	
19	GROMMET, HEYCO WIRE	P04137	1	
20	CAP, 1086 DIA. 22.2 DIA. HOLE	093544	2	
21	BOLT, M10x125 8.8 CARRIAGE HEAD ZINC	F81003-34	4	
22	HYDRAULIC PUMP W/MOTOR, AC.4KW 14.5L/MIN	500958	1	
23	FITTING, #6-6(3/8"NPT)-3/8" ELBOW	P12708	1	
24	FITTING, 6SAE MALE-1/4NPT FEMALE	014686	2	
25	FITTING, 1/4NPT MALE RUN TEE	015486	1	
26	PLUG, TN 192-1/4NPT	096221	1	
27	FITTING, 3/8JIC-1/4NPT 90L	015491	2	
28	BOLT, M10x30-5.8 HEX HEAD FULL THREAD ZINC	F81003-2	4	
29	MANIFOLD W/FILTER	P22683	1	
30	FITTING, (1/2"NPT)-3/8" ELBOW	P12707	2	
31	WASHER, Z 6.1 SPLIT LOCK ZINC	F81053-3	2	
32	BOLT, 1/4-20x1/2" HEX HEAD ZINC GRADE 2	F05005-15	2	
33	VALVE, MTKA.VB OIL FLOW CONTROL	093794	1	
34	PLATE, MTKA VALVE ZINC-PL. SPACER	094477-1	1	
35	WASHER, 6.4 FLAT ZINC	F81053-1	4	
36	BOLT, M6x45-8.8 HEX HEAD ZINC	F81001-6	2	
37	NUT, M6-8-B HEX NYLON ZINC LOCK	F81031-2	2	
38	WASHER, 22 COPPER	F81061-5	2	
39	FITTING, M22x1.5 / 1/4 -18 NPT ZINC-PL. REDUCER	093139-1	2	
40	FITTING, VMNW10HS22	094486	1	
41	FITTING, PN10AFL 13-90 ELBOW	094485	1	
42	FITTING, 3/8JIC-1/4 NPT STRAIGHT	015560	1	
43	FITTING, 3/8 BARB TEE	015485	2	
44	CLAMP, 11/16 HOSE	061807	8	
45	FITTING, 1/4NPT-3/8 BARB	014685	1	
46	FITTING, 3/8JIC -3/8 O-RING	014687	1	
47	SWITCH, 2A 125V R-LEVER NO/NC/COM	014765	1	
48	COVER, HYDRAULIC CONTROL BOX	506587-1	1	
49	BOLT, M10x20-5.8 HEX HEAD FULL THREAD ZINC	F81003-1	2	
50	GROMMET, 55mm DIA. RUBBER	085614	2	

51	BOX, AC 4kW STARTER	089799 ¹	1	
	BOX, LT20 STARTER	093088 ²	1	
	BOX, LT20 STARTER - NORWAY	093088-2 ³	1	
52	FITTING, 45 DEG. #6SAE ELBOW	015489	*	
53	FITTING, #4SAE-#6SAE 45 DEG. ELBOW	015488	*	
54	FITTING, 3/8JIC -3/8 O-RING	014687	*	
55	FITTING, 1/4JIC-3/8 O-RING	P26284	*	
56	DECAL, 24H1-6 FOR 16-SECTION BOX	506589	1	
57	PLUG, 9/16-18 JIC HYDRAULIC VALVE	089647	*	

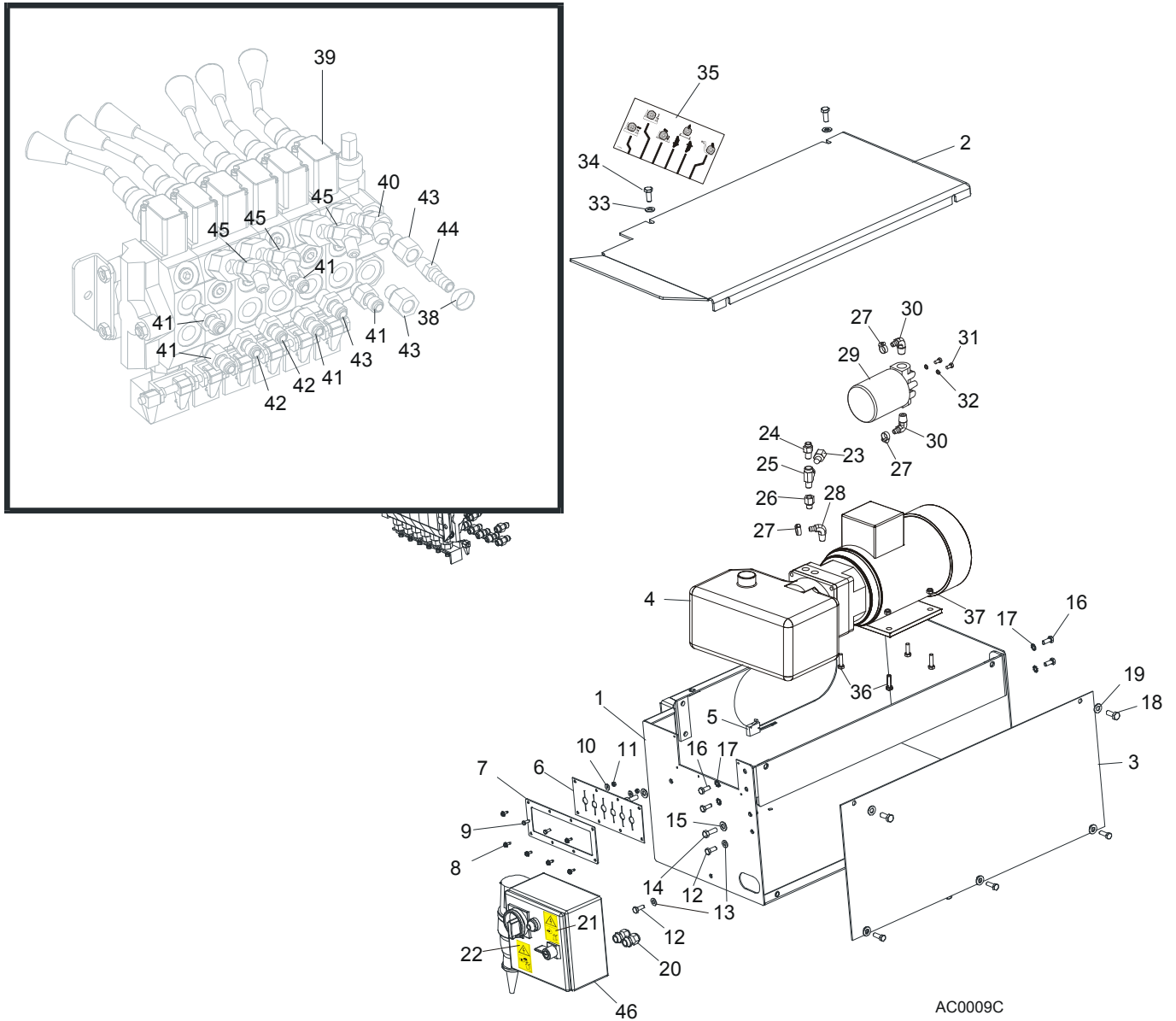
¹ Included in assembly #506446 (LT40/70)

² Included in assembly #506555 (LT20)

³ Included in assembly #506555 (LT20)

* Depends on hydraulic equipment configuration.

9.9 Hydraulic Control Box, LT70 Series AH3



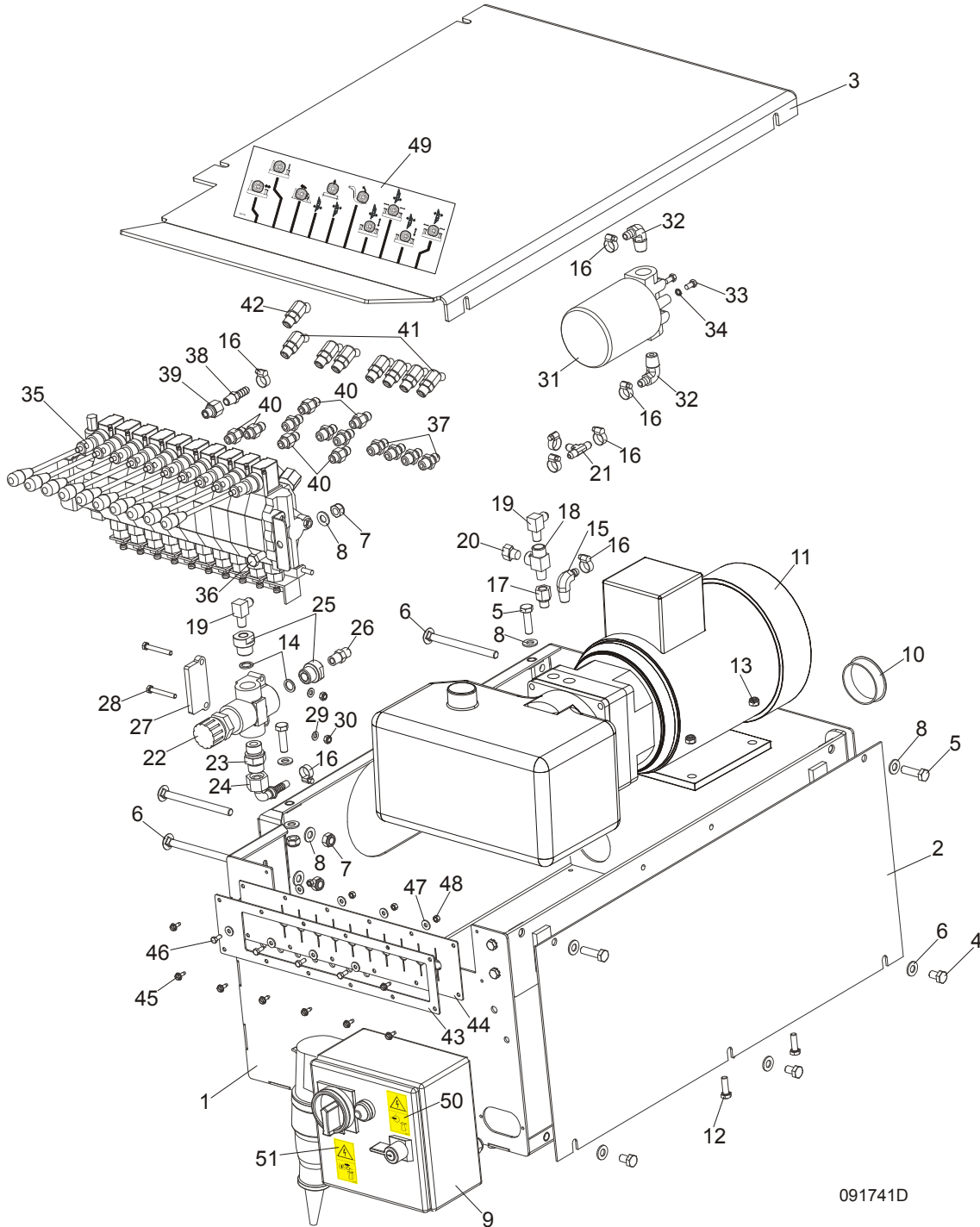
AC0009C

REF.	DESCRIPTION (◆ Indicates Parts Available In Assemblies Only)	PART #	QTY
	BOX, AC SUPER HYDRAULIC (EA20, EA25)	086791	1
	Hole Plug	093544	2
1	BOX WELDMENT, SUPER HYDRAULIC PUMP HOUSING	092243-1	1
2	COVER, AC HYDRAULIC PUMP HOUSING TOP	086485-1	1
3	COVER, AC HYDRAULIC PUMP HOUSING SIDE	086484-1	1
4	HYDRAULIC PUMP W/MOTOR, 4KW 14.5 L/MIN. AC	500958	1
	Pump, AC-4kW Hydraulic	097782	1
	Plate, AC-4kW Hydraulic Connecting	097783	1
	Seal, AC-4kW Hydraulic Complete	097784	1
5	Microswitch, Hydraulic Valve	014765	1
6	SEAL, RUBBER VALVE HANDLE	015079	1

7	PLATE, VALVE	086519-1	1	
8	SCREW, #10 X 1/2 SLOTTED HEX SELF-TAPPING	F05015-7	6	
9	BOLT, M5X12-5.8 HEX HEAD FULL THREAD ZINC	F81000-5	2	
10	WASHER, 5.5 SPECIAL FLAT ZINC	F81052-3	2	
11	NUT, M5-8 HEX ZINC	F81030-1	2	
12	BOLT, M8 X 20-8.8-B HEX HEAD FULL THREAD ZINC	F81002-4	2	
13	WASHER, 8.4 FLAT ZINC	F81054-1	2	
14	BOLT, 3/8-16X1 HEX HEAD ZINC GRADE 8	F05007-7	2	
15	WASHER, 10.5 FLAT ZINC	F81055-1	2	
16	BOLT, M8 X 20-8.8-B HEX HEAD FULL THREAD ZINC	F81002-4	4	
17	WASHER, 8.4 EXTERNAL STAR LOCK	F81054-3	4	
18	BOLT, M10 X 25-8.8 HEX HEAD FULL THREAD ZINC	F81003-11	4	
19	WASHER, 10.5 FLAT ZINC	F81055-1	4	
20	GLAND, WIRE (SUPER ONLY)	085388	2	
21	DECAL, HIGH VOLTAGE INSIDE THE ELECTRIC BOX (PICTOGRAM)	096316	1	
22	DECAL, REMOVE THE PLUG BEFORE OPENING THE BOX (PICTOGRAM)	096319	1	
23	PLUG, 1/4" NPT BLANK	096221	1	
24	FITTING, 1/4NPT - 1/4NPT MALE	P09143	1	
25	FITTING, C3759X4 MALE RUN TEE	015486	1	
26	FITTING, #6SAE MALE - 1/4NPT FEMALE	014686	1	
27	CLAMP, 11/16 HOSE	P12739	3	
28	FITTING, #6-6(3/8"NPT) - 3/8" HOSE BARB ELBOW	P12708	1	
29	BRANCH-JOINT, HYDRAULIC WITH FILTER	P22683	1	
30	FITTING, 1/2" NPT - 3/8" HOSE BARB ELBOW	P12707	2	
31	BOLT, 1/4-20 X 1/2" HEX HEAD ZINC GRADE 2	F05005-15	2	
32	WASHER, 6.1 SPLIT LOCK ZINC	F81053-3	2	
33	WASHER, 10.5 FLAT ZINC	F81055-1	2	
34	BOLT, M10 X 25-8.8 HEX HEAD FULL THREAD ZINC	F81003-11	2	
35	DECAL, 1997 SUPER HYDRAULIC CONTROL BOX	015364	1	
36	BOLT, M8 X 30-8.8-B HEX HEAD FULL THREAD ZINC	F81002-7	4	
37	NUT, M8-8-B HEX NYLON ZINC LOCK	F81032-2	4	
38	CLAMP, 11/16" HOSE	P12739	10	
39	VALVE, HYDRAULIC 6-SECTION	086589	1	
	SWITCH, HYDRAULIC VALVE ELECTRIC	024198	1	
40	FITTING, #6 SAE - 3/8" JIC 45° ELBOW	015489	1	
41	FITTING, 3/8" O-RING - 3/8" JIC	014687	5	
42	FITTING, 3/8" O-RING - 1/4" JIC	P26284	3	
43	FITTING, #6 SAE MALE - 1/4" NPT FEMALE	014686	2	
44	FITTING, 1/4" NPT X 3/8" HOSE BARB	014685	1	
45	FITTING, #6 SAE - 1/4" JIC 45° ELBOW	015488	3	
46	BOX, 4KW AC ELECTRIC	089799	1	
	Switch, ABB OT16F3	503541	1	
	Contact, LC1K0910B7	084451	1	
	Switch, C60N 24395	084454	1	
	Circuit Breaker, C60N 1P 2A 24396	088278	1	
	Phase Supply Control Relay, 72.31.8.400.0000	501016	1	
	Time Relay, RELPOL MT-TUA-17S-11-92	501015	1	
	Thermal Overload Relay, LR2 K0316	084456	1	

BOX, AC SUPER HYDRAULIC (EA20, EA25)	086791	1
--------------------------------------	--------	---

9.10 Hydraulic Control Box, LT70 Series AH5/7



091741D

REF.	DESCRIPTION (◆ Indicates Parts Available In Assemblies Only)	PART #	QTY
	BOX ASSEMBLY, LT40 AH5 HYDRAULIC CONTROL	091741	1
1	Box Weldment, Hydraulic Pump Housing	091729-1	1
	Bracket, AC Hydraulic Box	086518-1	1
	Bolt, M8X20mm, Hex Head,GR 5.8 Zinc	F81002-4	4

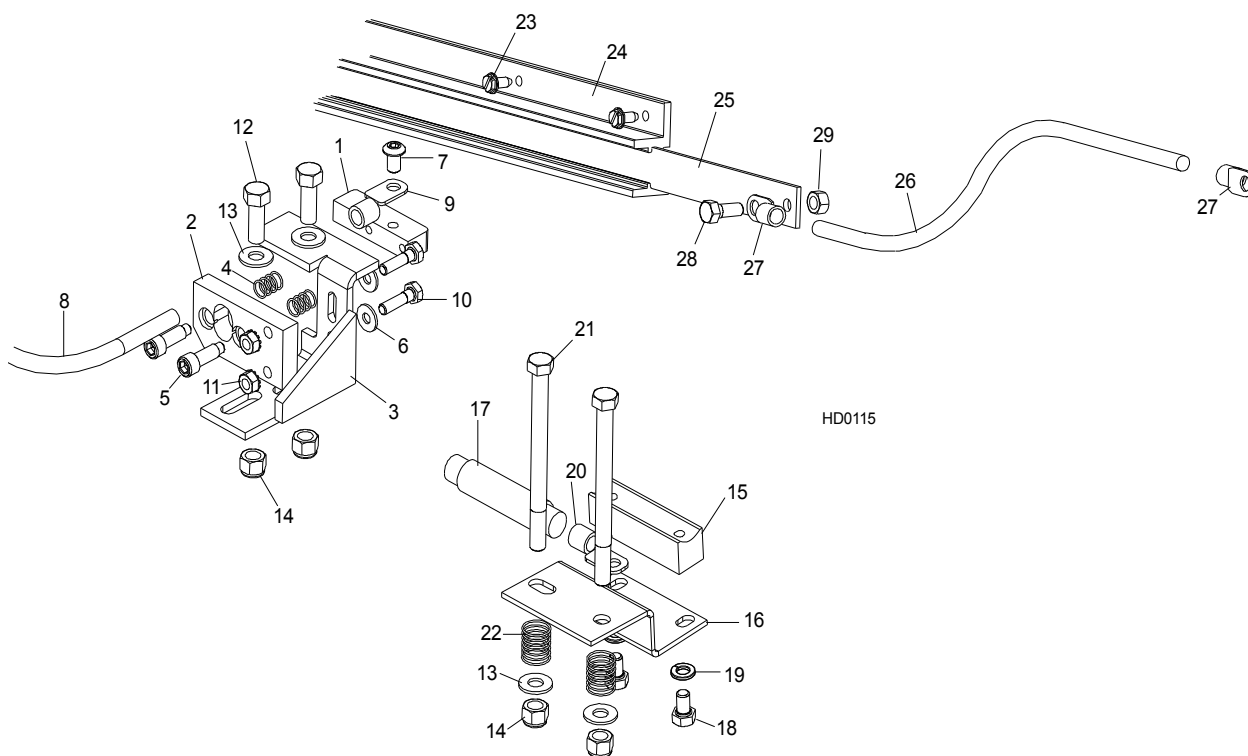
	Washer, M8 Crown Lock Zinc	F81054-3	4	
2	Cover, AC Hydraulic Pump Housing Side	086484-1	1	
3	Cover, AC/DC Hydraulic Pump Housing Top	091734-1	1	
4	Bolt, M10x16-8.8 Hex Head Full Thread Zinc	F81003-13	3	
5	Bolt, M10x35-8.8 Hex Head Full Thread Zinc	F81003-17	4	
6	Bolt, M10x125 8.8 Carriage Head Zinc	F81003-34	4	
7	Nut, M10-8-B Hex Nylon Zinc Lock	F81033-1	6	
8	Washer, 10.5 Flat Zinc	F81055-1	13	
9	Box, 4kW AC Electric	089799	1	
	Switch, ABB OT16F3	503541	1	
	Contactor, LC1K0910B7	084451	1	
	Switch, C60N 24395	084454	1	
	Circuit Breaker, C60N 1P 2A 24396	088278	1	
	Phase Supply Control Relay, 72.31.8.400.0000	501016	1	
	Time Relay, RELPOL MT-TUA-17S-11-92	501015	1	
	Thermal Overload Relay, LR2 K0316	084456	1	
10	Cap, HSA2790 (63.6 Dia.)	092859	1	
11	Hydraulic pump w/motor, 4KW 14.5 l/min. AC	500958	1	
	Pump, AC-4kW Hydraulic	097782	1	
	Plate, AC-4kW Hydraulic Connecting	097783	1	
	Seal, AC-4kW Hydraulic Complete	097784	1	
12	Bolt, M8 x 30-8.8-B Hex Head Full Thread Zinc	F81002-7	4	
13	Nut, M8-8-B Hex Nylon Zinc Lock	F81032-2	4	
14	Washer, 22x26 Copper	F81061-5	2	
15	Fitting, 3/8" NPT - 3/8" Barb Elbow	P12708	1	
16	Clamp, 11/16 Hose	P12739	8	
17	Fitting, 6 SAE Male - 1/4 NPT Female	014686	1	
18	Fitting, 1/4 NPT x 1/4 JIC Male Run Tee	015486	1	
19	Fitting, 3/8 JIC - 1/4 NPT 90L	015491	1	
20	Plug, 1/4" NPT Male	090552	1	
21	Fitting, 3/8" Barb Tee	015485	1	
22	Valve, MTKA.VB Oil Flow Control	093794	1	
23	Fitting, VMNW10HS22	094486	1	
24	Fitting, PN10AOL13-90 Elbow	094485	1	
25	Fitting, M22x1.5 / 1/4 - 18 NPT Zinc	093139-1	2	
26	Fitting, 3/8JIC-1/4 NPT Straight	015560	1	
27	Plate, MTKA Control Valve Spacer Zinc-Plated	094477-1	1	
28	Bolt, M6x45-8.8 Hex Head Zinc	F81001-6	2	
29	Washer, 6.4 Flat Zinc	F81053-1	2	
30	Nut, M6-8-B Hex Nylon Zinc Lock	F81031-2	2	
31	Manifold, 1.2" W/Filter	P22683	1	
32	Fitting, 1/2" NPT - 3/8" Barb Elbow	P12707	2	
33	Bolt, 1/4-20 x 1/2" Hex Head Zinc Grade 2	F05005-15	2	
34	Washer, Z6.1 Split Lock Zinc	F81053-3	2	
35	Valve, HDS11/10 6-Section Hydraulic	091344	1	
36	Bolt, M10x20-5.8 Hex Head Full Thread Zinc	F81003-1	2	
37	Fitting, 3/8" O-Ring - 1/4" JIC	P26284	7	
38	Fitting, 1/4" NPT x 3/8" Hose Barb	014685	1	

9 HYDRAULIC SYSTEM

Hydraulic Power Supply Strip

39	Fitting, #6 SAE Male - 1/4" NPT Female	014686	1	
40	Fitting, 3/8" O-Ring - 3/8" JIC	014687	6	
41	Fitting, #4 SAE - #6 SAE 45° Elbow	015488	7	
42	Fitting, #6 SAE 45° Elbow	015489	1	
43	Plate, 10-Section Valve Painted	091826-1	1	
44	Guard, 10-Section Valve Rubber	091739	1	
45	Screw, #10-24x1/2 Self-Tapping	F05015-7	8	
46	Bolt, M5x12-5.8 Hex Head Full Thread Zinc	F81000-5	4	
47	Washer, 5.5 Special Flat Zinc-Plated	F81052-3	8	
48	Nut, M5-8 Hex Zinc	F81030-1	4	
49	Decal, AH5 Hydraulic Control Box	094795	1	
	Decal, AH7 Hydraulic Control Box	094970	1	
50	DECAL, HIGH VOLTAGE INSIDE THE ELECTRIC BOX (PICTOGRAM)	096316	1	
51	DECAL, REMOVE THE PLUG BEFORE OPENING THE BOX (PICTOGRAM)	096319	1	

9.11 Hydraulic Power Supply Strip

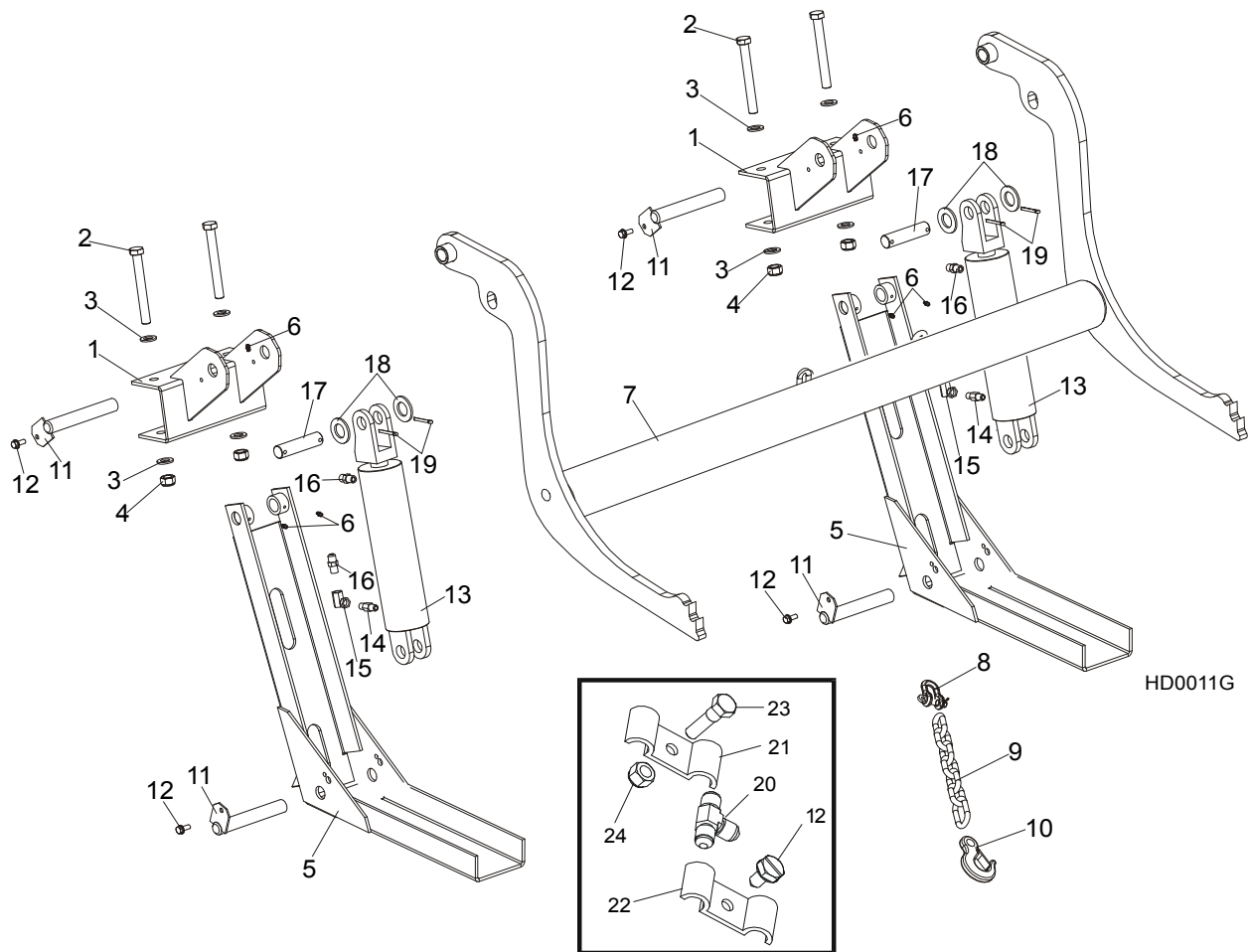


HD0115

REF.	DESCRIPTION (◆ Indicates Parts Available In Assemblies Only)	PART #	QTY	
	CONTACT KIT, HYDRAULIC 6' POWER SUPPLY	A12042-N	1	
	Contact Hardware Kit	A10073-N	1	◆
	Contact Assembly, Hydraulic Power Supply (Positive)	085968	1	
1	Contact, Hydraulic Power Supply (Positive)	015253	1	
2	Insulator, Positive Contact	S10072	1	
3	Bracket, Positive Contact Mounting	086380-1	1	
4	Spring, Positive Contact	P10077	2	
5	Bolt, 5/16" X 3/4" Shoulder (1/4-20 Thread)	F05006-44	2	
6	Washer, 7.4 Flat Zinc	F81056-11	2	

7	Bolt, 5/16-18 x 1/2" Socket Button Head	F05006-20	1	
	Cable Assy, Hydraulic Positive Contact	015885	1	
8	Cable, #1 Weld	R01948	0.75m	◆
9	Terminal, 35 Ring #2 Gauge	F81066-3	2	
10	Bolt, 1/4-20 X 1" Hex Head Zinc Grade 2	F05005-38	2	
11	Nut, 1/4-20 Self-Locking Hex Zinc	F05010-9	2	
12	Bolt, 3/8-16 X 1" Hex Head Zinc Grade 5	F05007-87	2	
13	Washer, 10.5 Flat Zinc	F81055-1	4	
14	Nut, 3/8-16 Hex Nylon Lock	F05010-10	4	
	Contact Assembly, Hydraulic Power Supply (Ground)	A10066	1	
15	Contact, Hydraulic Power Supply (Ground)	015264	1	
16	Bracket, Ground Contact Mounting	015265	1	
17	Cable, #1 Weld	R01948	.63m	◆
18	Bolt, 5/16-18 X 1/2" Hex Head Zinc Grade 5	F05006-15	2	
19	Washer, 8.2 Split Lock Zinc	F81054-4	2	
20	Terminal, 35 Ring #2 Gauge	F81066-3	1	
21	Bolt, 3/8-16 X 4 1/2" Hex Head Zinc Grade 2	F05007-35	2	
22	Spring, Ground Contact	P04282	2	
23	Screw, 1/4-20 X 1/2" "23" Type Self-Tapping	F05015-1	14	
	Strip Assembly, 6' Hydraulic Power Supply w/2 3ft. Cables	015564	1	
24	Housing, 6' Contact Strip	P11976	1	
	Strip, 6' Contact With 2/Cables	015886	1	
25	Strip, 6' Contact	S10075	1	◆
26	Cable, #2 Weld	R80583-21		◆
27	Terminal, 35 Ring #2 Gauge	F81066-3	4	
28	Bolt, 5/16-18 X 3/4" Hex Head Black Nylon	F05006-45	1	
29	Nut, 5/16-18 Hex Black Nylon	F05010-86	1	
	Tube, 5/8" Heat Shrink	R01950-5	m	◆
	Grommet, 5/8" Wire	P04137		

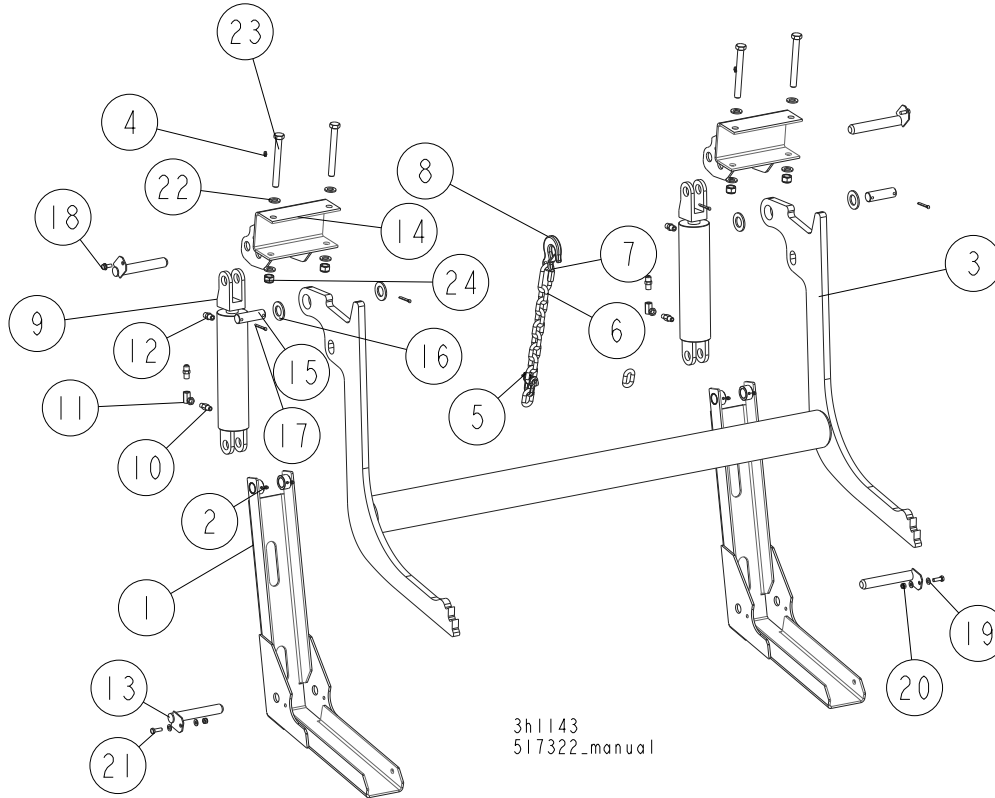
9.12 Hydraulic Log Loader



REF.	DESCRIPTION (◆ Indicates Parts Available In Assemblies Only)	PART #	QTY
	HYDRAULIC LOG LOADER - COMPLETE	092863	1
1	Bracket, Log Loader Mount	500747-70	1
2	Bolt, M16x140-8.8 Hex Head Zinc	F81006-4	4
3	Washer, 17 Flat Zinc	F81058-1	8
4	Nut, M16-8 Hex Nylon Zinc Lock	F81036-2	4
5	Channel, Hydraulic Log Loading Foot Complete	090049	2
5	Channel, Hydraulic Log Loading Foot	090048-1	2
6	Fitting, 3/16x3/16 Straight Grease	P04107	6
6	Arm, Hydraulic Log Loading Complete	090044	1
7	Arm, Hydraulic Log Loading	090006-1	1
8	Shackle, M-D .63	086540	1
9	Chain, Hydraulic Log Loader Safety	090007-1	1
10	Hook, 5/8 Safety Chain	P12075	1
11	Pin, Turner Arm	099127-1	4
12	Screw, 5/16-18x3/4 Self-Tapping	F05015-30	4
	Cylinder Assy, Log Loading Super	015562	2
13	Cylinder, Log Loading Super	088680	2
14	Fitting, 1/4NPT Velocity Fuse 5.0GPM	015750	2

15	Fitting, 1/4NPT-1/4JIC Swivel Elbow	P12199	2	
16	Fitting, 3/8JIC-1/4NPT Straight	015560	4	
17	Pin, hydraulic cylinder zinc-plated	086979-1	2	
18	Washer, 28 Flat Zinc	F81061-1	4	
19	Pin, 5x40 Cotter	F81043-31	2	
20	Fitting, 3/8 Barb Tee	015487	1	
21	Plate, 1/4 Hose Clamp Ptd	S09245	6	
22	Clamp, 3/8 Hose	016041	2	
23	Bolt, 5/16-18x1 Hex Head Zinc Grade 2	F05006-1	1	
24	Nut, 5/16-18 Self-Locking Nylon Zinc	F05010-58	1	

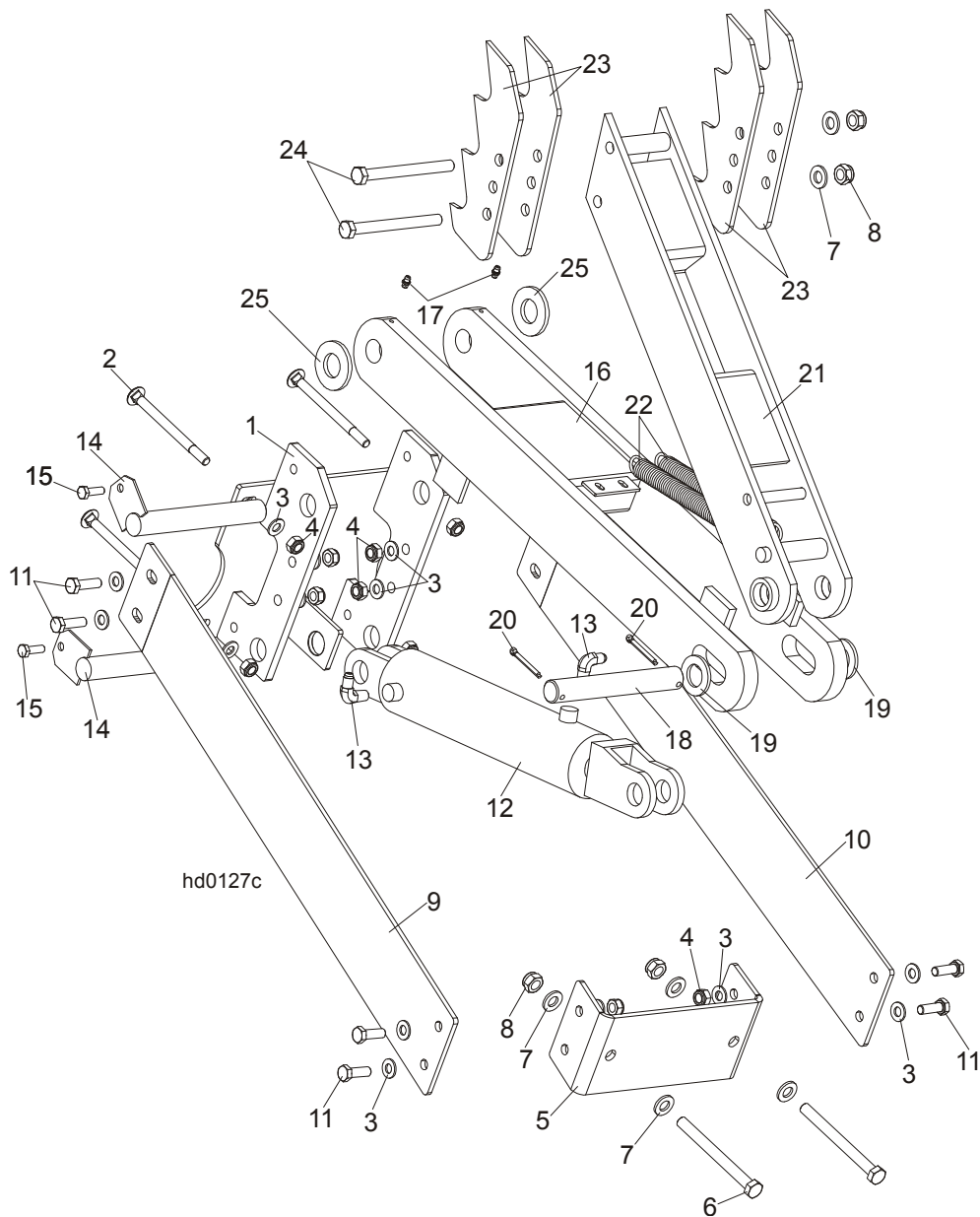
9.13 Hydraulic Log Loader, Extended for "S", "M" and "M Super" Frames with 2.5 t. and 2.6 t. Trailer



REF.	DESCRIPTION (◆ Indicates Parts Available In Assemblies Only)	PART #	QTY
	LOG LOADER, "M" "S" SUPER FRAME, EXTENDED, COMPLETE	517322	1
	LOG LOADER, EXTENDED, COMPLETE	517326	2
1	LOG LOADER, EXTENDED, PTD.	517323-1	1
2	FITTING, 3/16X3/16 STRAIGHT GREASE	P04107	2
	LOG LOADER, EXTENDED, COMPLETE	517327	1
3	LOG LOADER, EXTENDED, PTD. 517322*	517329-1	1
4	FITTING, 3/16X3/16 STRAIGHT GREASE	P04107	2
5	SHACKLE, M-D .63	086540	1
	CHAIN, TRANSPORT, EXTENDED LOG LOADER, COMPLETE	517332	1
6	CHAIN, LINKS N-10X35 - 8 LINKS, PTD	517333-1	1
7	CARABINER 10	100767	1
8	HOOK, 5/8 SAFTEY CHAIN	P12075	1
	CYLINDER ASSY, LOG LOADING SUPER	015562	2
9	CYLINDER, CJ-S95-16-70/32/203 HYDRAULIC	088680	1
10	FITTING, 1/4NPT VELOCITY FUSE 5.0GPM	015750	1
11	FITTING, 1/4NPT-1/4JIC SWIVEL ELBOW	P12199	1
12	FITTING, 3/8JIC-1/4NPT STR	015560	2
13	PIN WELDMENT, LOADER PTD	099127-1	4

REF.	DESCRIPTION (◆ Indicates Parts Available In Assemblies Only)	PART #	QTY
14	BRACKET, LOG LOADER, FRAME S/M/SUPER	500747-70	2
15	PIN, HYDRAULIC CYLINDER ZINC-PLATED	086979-1	2
16	WASHER 28 FE/ZN5	F81061-1	4
17	PIN, 5 X 40 COTTER	F81043-31	4
18	BOLT, 5/16-18 X 3/4 SELF TAP	F05015-30	2
19	WASHER, 8.4 FLAT ZINC	F81054-1	4
20	NUT, M8-8-B HEX NYLON ZINC LOCK	F81032-2	2
21	BOLT, M8X25-8.8-B HEX HEAD FULL THREAD Z	F81002-5	2
22	WASHER, 17 FLAT ZINC	F81058-1	8
23	BOLT, M16X140MM,HEX HEAD,GRADE 8.8 ZINC	F81006-4	4
24	NUT, M16,HEX, NYLON ZINC LOCK	F81036-2	4

9.14 Hydraulic Log Turner



REF.	DESCRIPTION (◆ Indicates Parts Available In Assemblies Only)	PART #	QTY
------	--	--------	-----

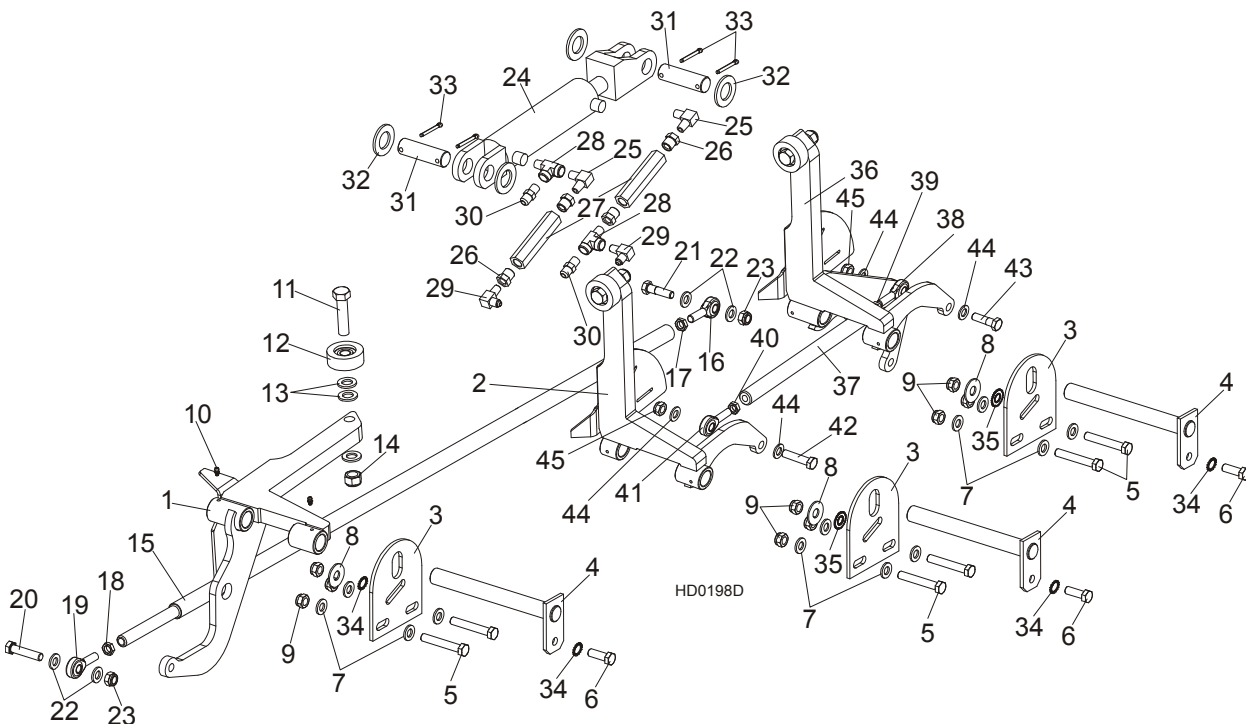


HYDRAULIC SYSTEM

Hydraulic Log Turner

	HYDRAULIC LOG TURNER OPTION (S/M TYPE FRAME)	088711	1	
1	Bracket, Hydraulic Log Turner (S/M TYPE FRAME)	088710-1	1	
2	Bolt, M10x120 8.8 Carriage Head Zinc	F81003-33	4	
3	Washer, M10 Flat Zinc	F81055-1	20	
4	Nut, M10 Hex Nylon Zinc Lock	F81033-1	12	
5	Bracket, Hydraulic Log Turner Front	091046-1	1	
6	Bolt, M12x130-8.8 Hex Head Zinc	F81004-36	2	
7	Washer, M12 Flat Zinc	F81056-1	6	
8	Nut, M12 Hex Nylon Zinc Lock	F81034-2	4	
9	Plate, Hydraulic Log Turner Left	091048-1	1	
10	Plate, Hydraulic Log Turner Right	091049-1	1	
11	Bolt, M10x30mm Hex Head Zinc Grade 5.8	F81003-2	8	
	Cylinder Assy, Log Turner Super	015563	1	
12	Cylinder, CJ-S305-16-63/28/203 Hydraulic	088679	1	
13	Fitting, 1/4NPTx1/4JIC Male Elbow	P09142	2	
14	Pin, Log Turner Mount	088667-1	2	
15	Bolt, M8 x 25mm Hex Head Zinc Grade 5.8	F81002-5	2	
16	Arm, Hydraulic Log Turner Link	088060-1	1	
17	Fitting, M6 Grease	086280	2	
18	Pin, 25 X 180	088664	1	
19	Washer, 25 Zinc	F81061-3	2	
20	Pin, 5x40 Cotter	F81043-31	2	
21	Arm, Hydraulic Log Turner Painted	088067-1	1	
22	Spring, 1 1/16x8x.135 Dia	015718	2	
23	Claw, Hydraulic Log Turner	088082-1	4	
24	Bolt, M12x130-8.8 Hex Head Zinc	F81004-36	2	
25	Washer, GTM-2644-015	093359	2	

9.15 Hydraulic Log Side Supports (S/M Type Frame)



REF.	DESCRIPTION (◆ Indicates Parts Available In Assemblies Only)	PART #	QTY
	LOG SIDE SUPPORT KIT, S/M FRAME	507644	1
1	SUPPORT, HYDRAULIC LOG SIDE W/GUARD	099788-1	1
2	SUPPORT, LOG SIDE W/GUARD	507646-1	1
3	PLATE, LOG SIDE SUPPORT END	091591-1	3
4	PIN, LOG SIDE SUPPORT PIVOT	091549-1	3
5	BOLT, M12 X 75-8.8 HEX HEAD FULL THREAD ZINC	F81004-21	6
6	BOLT, M12 X 35-8.8 HEX HEAD FULL THREAD ZINC	F81004-24	3
7	WASHER, 13 FLAT ZINC	F81056-1	12
8	WASHER, 15 FLAT SPECIAL ZINC-PLATED	F81057-3	3
9	NUT, M12-8 HEX NYLON ZINC LOCK	F81034-2	9
10	FITTING, 3/16" STRAIGHT GREASE	P04107	6
11	BOLT, M16X65-8.8 HEX HEAD FULL THREAD	F81006-1	3
12	ROLLER ASSY, SIDE SUPPORT PTD	015014-1	3
13	WASHER, 17 FLAT ZINC	F81058-1	9
14	NUT, M16,HEX, NYLON ZINC LOCK	F81036-2	3
	ROD, SIDE SUPPORT LINK COMPLETE	091640	1
15	ROD, SIDE SUPPORT LINK ZINC-PLATED	089374-1	1
16	ROD END (LEFT THREAD)	087036	1
17	NUT, M12-04-A RIGHT HEX THIN	F81034-6	1
18	NUT, M12-04-A LEFT HEX THIN	F81034-7	1
19	ROD END (RIGHT THREAD)	087035	1
20	BOLT, M12 X 55-8.8 HEX HEAD FULL THREAD ZINC	F81004-12	1
21	BOLT, M12 X 45-8.8 HEX HEAD FULL THREAD ZINC	F81004-32	2
22	WASHER, 13 FLAT ZINC	F81056-1	4
23	NUT, M12-8 HEX NYLON ZINC LOCK	F81034-2	2

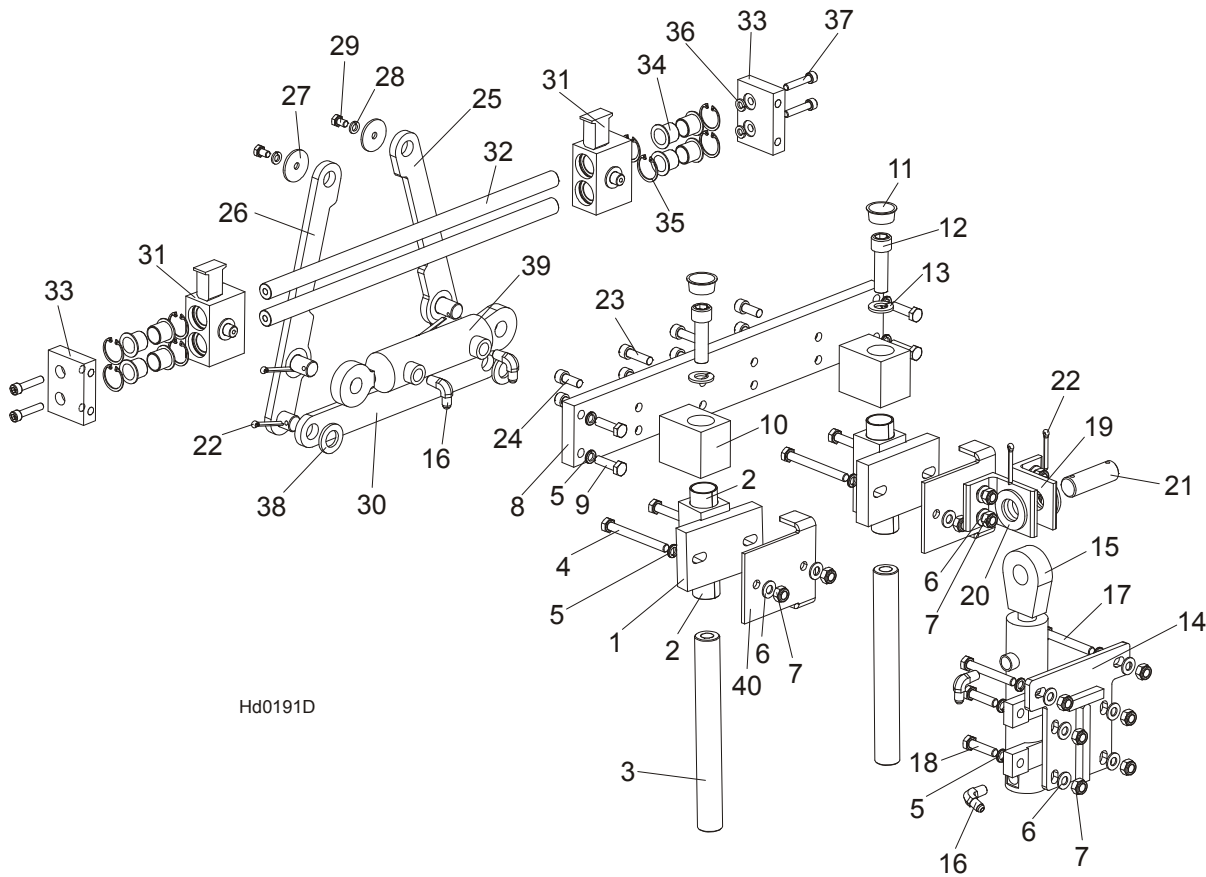


HYDRAULIC SYSTEM

Hydraulic Log Side Supports (S/M Type Frame)

	CYLINDER ASSEMBLY, SUPER HYDRAULIC LOG SIDE SUPPORT	015561	1	
24	CYLINDER, CJ-S270-16-50/28/152 HYDRAULIC	088678	1	
	SEAL KIT, 6" X 2" HYDRAULIC CYLINDER	P12954	1	
25	FITTING, #C3529X4 90° ELBOW	P09140	2	
26	FITTING, 3/8" NPT - 1/4" NPT REDUCER	015490	4	
27	VALVE, SIDE SUPPORT SEQUENCE	015484	2	
28	FITTING, C3759X4 MALE TEE	015486	2	
29	FITTING, 3/8JIC-1/4NPT 90L	015491	2	
30	FITTING, 3/8" JIC - 1/4" NPT STRAIGHT	015560	2	
31	PIN, HYDRAULIC CYLINDER ZINC-PLATED	086979-1	2	
32	WASHER, 28 FLAT ZINC	F81061-1	4	
33	PIN, 5 X 40 COTTER	F81043-31	4	
34	WASHER, SPECIAL BOSART/2S, BN781 M12/13	F81056-16	4	
35	WASHER, SPECIAL BOSART/2S M12/12,3/30,3	F81056-17	2	
36	SUPPORT, LOG SIDE W/GUARD 2	507645-1	1	
	PUSHER, SUPPORT, LOG SIDE, L-380 SHORT	507647	1	
37	PUSHER, SUPPORT, LOG SIDE, L-320	505439-1	1	
38	END, ROD LEFT THREAD	087036	1	
39	NUT, M12-04-A RIGHT HEX THIN	F81034-6	1	
40	NUT, M12-04-A LEFT HEX THIN	F81034-7	1	
41	ROD END (RIGHT THREAD)	087035	1	
42	BOLT, M12 X 55-8.8 HEX HEAD FULL THREAD ZINC	F81004-12	1	
43	BOLT, M12 X 45-8.8 HEX HEAD FULL THREAD ZINC	F81004-32	1	
44	WASHER, 13 FLAT ZINC	F81056-1	4	
45	NUT, M12-8 HEX NYLON ZINC LOCK	F81034-2	2	

9.16 Hydraulic Pull-Down Clamp



Hd0191D

REF.	DESCRIPTION (◆ Indicates Parts Available In Assemblies Only)	PART #	QTY
	LEFT HYDRAULIC LOG CLAMP ASSEMBLY, COMPLETE	094129	1
	GUIDE BLOCK W/SELF-LUBRICATING BUSHINGS	090544	2
1	BLOCK WELDMENT, LOG CLAMP GUIDE PTD	090543-1	2
2	BUSHING, 3040BS SELF-LUBRICATING	088676	2
3	Pin, Log Clamp Up/Down	088631	2
4	Bolt, M10x95-8.8-B Hex Head Zinc	F81003-71	4
5	Washer, 10.2 Split Lock Zinc	F81055-2	14
6	Washer, 10.5 Flat Zinc	F81055-1	14
7	Nut, M10-8-B Hex Nylon Zinc Lock	F81033-1	14
8	Beam, Log Clamp Main Zinc-plated	094115-1	1
9	Bolt, M10x35-8.8 Hex Head Full Thread Zinc	F81003-17	4
10	Block, Log Clamp Up/Down Painted	094124-1	2
11	Plug, M33 Thread #12428	089839	2
12	Screw, M16x55-8.8 Hex Socket Head Cap Zinc	F81006-18	2
13	Washer, 16.3 Split Lock Zinc	F81058-2	2
14	Plate Weldment, Hydraulic Cylinder Mounting Painted	094094-1	1
15	Cylinder, CJ7F-16/40/22 + UE2-40W Hydraulic	091346	1
16	Fitting, 90° Male Elbow	P09142	2
17	Bolt, M10x75-8.8 Hex Head Zinc	F81003-15	2
18	Bolt, M10x40-8.8 Hex Head Full Thread Zinc	F81003-16	4
19	Bracket, Hydraulic Cylinder Mounting Painted	094127-1	2
20	Washer, 28 Flat Zinc	F81061-1	2

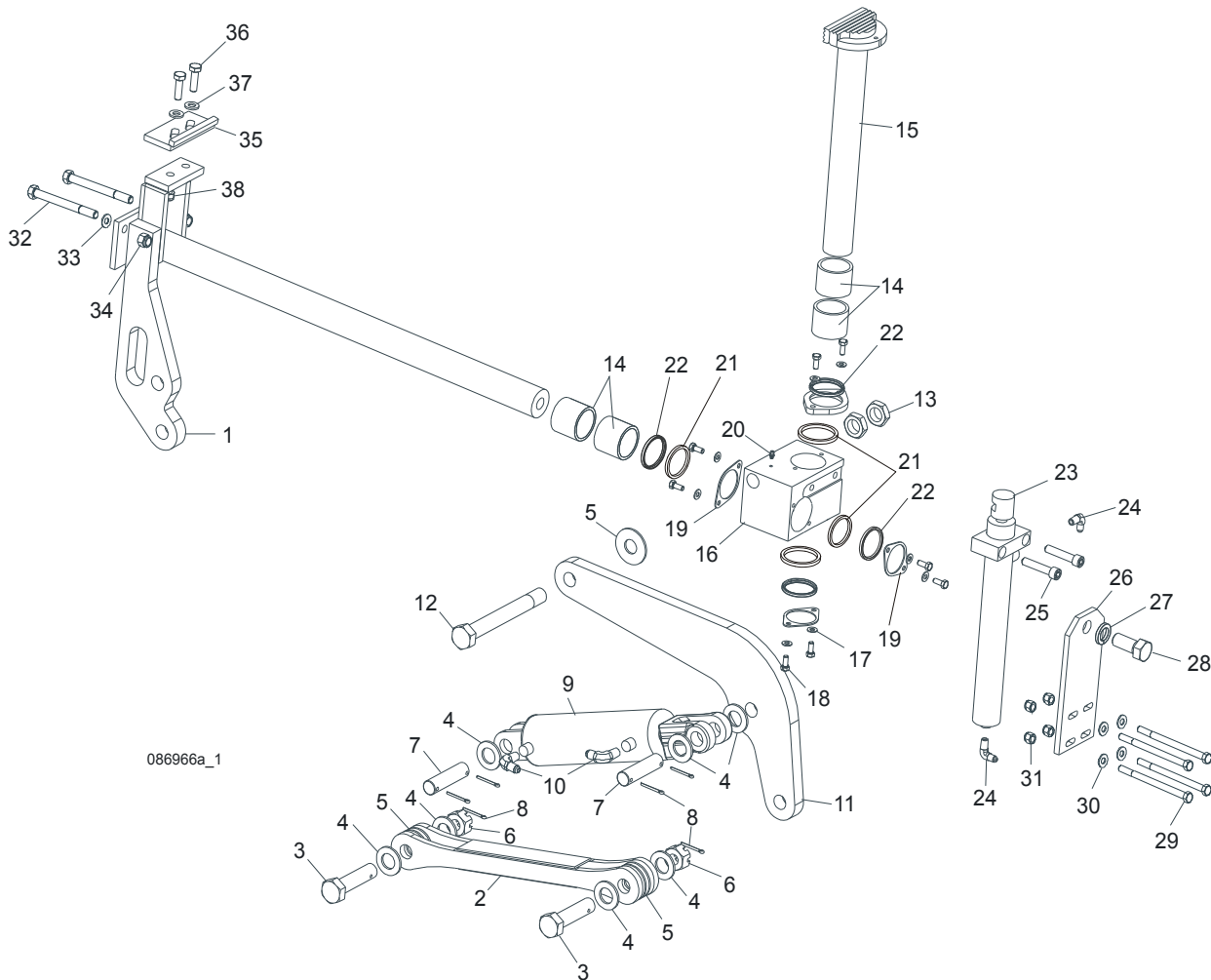


HYDRAULIC SYSTEM

Hydraulic Pull-Down Clamp

21	Pin, 25x75 Zinc-plated	088659-1	1	
22	Pin, S-Zn 5x40 Cotter Zinc	F81043-31	4	
23	Screw, M10x35 8.8 Hex Socket Head Cap Zinc	F81003-56	4	
24	Screw, M10x25 8.8 Hex Socket Head Cap Zinc	F81003-32	4	
25	Link, Log Clamp In/Out Side Zinc-plated (1)	094097-1	1	
26	Link, Log Clamp In/Out Side Zinc-plated (2)	094099-1	1	
27	Washer, Zinc-plated Spacer	094128-1	1	
28	Washer, 8.2 Split Lock Zinc	F81054-4	2	
29	Bolt, M8x12-8.8 Hex Head Full Thread Zinc	F81002-6	2	
30	Arm, Log Clamp In/Out Zinc-plated	094092-1	1	
31	Jaw Weldment, Log Clamp Zinc-plated	094120-1	2	
32	Rod, Log Clamp Jaw Guide	094116	2	
33	Plate, Locking Zinc-plated	094117-1	2	
34	Bushing, JFM-2023-21 Flanged	094113	8	
35	Ring, W 31 Inside Retaining	F81090-15	8	
36	Washer, 8.2 Split Lock Zinc	F81054-4	4	
37	Screw, M8x40-8.8 Hex Socket Head Cap Zinc	F81002-29	4	
38	Washer, 21 Flat Zinc	F81059-2	2	
39	Cylinder, SJ2F-16-40/22/80 Hydraulic	093880	1	
40	Bracket, Log Clamp Mount Painted	094098-1	2	

9.17 Hydraulic Log Clamp



086966a_1

REF.	DESCRIPTION (◆ Indicates Parts Available In Assemblies Only)	PART #	QTY
	LOG CLAMP ASSEMBLY, TWO-PLANE	088658	1
1	Rod Weldment, Log Clamp Slide Painted	086967-1	1
2	Arm Weldment, Hydraulic Clamp Link Painted	086963-1	1
3	Pin, B 24x95/85 Clevis Zinc	F81049-2	1
4	Washer, 25 Flat Zinc	F81061-3	8
5	Washer, 25x63 Zinc-Plated	088585-1	5
6	Nut, M20-8-3 Hex Slotted Castle Zinc	F81037-3	2
7	Pin, Hydraulic Cylinder Zinc-Plated	086979-1	2
8	Pin, 6.3x45 Cotter Zinc	F81045-2	6
9	Cylinder, CJ-S96-16-70/32/178 Hydraulic	088589	1
10	Fitting, 90° Male Elbow	P09142	2
11	Fitting, 1/4" NPT - 3/8" JIC Elbow	P09142	2
12	Arm, Hydraulic Log Clamp Link Painted	086974-1	1
13	Bolt, M24x217/39 -8.8-B Hex Head Zinc	088586-1	1
14	Nut, M24 -04-B Hex Thin Zinc	F81039-3	2
15	Bushing, 5040BS Self-Lubricating	088660	2
16	Rod Weldment, Log Clamp Vertical Painted	088582-1	1
17	Block, Log Clamp Painted Steel	088591-1	1

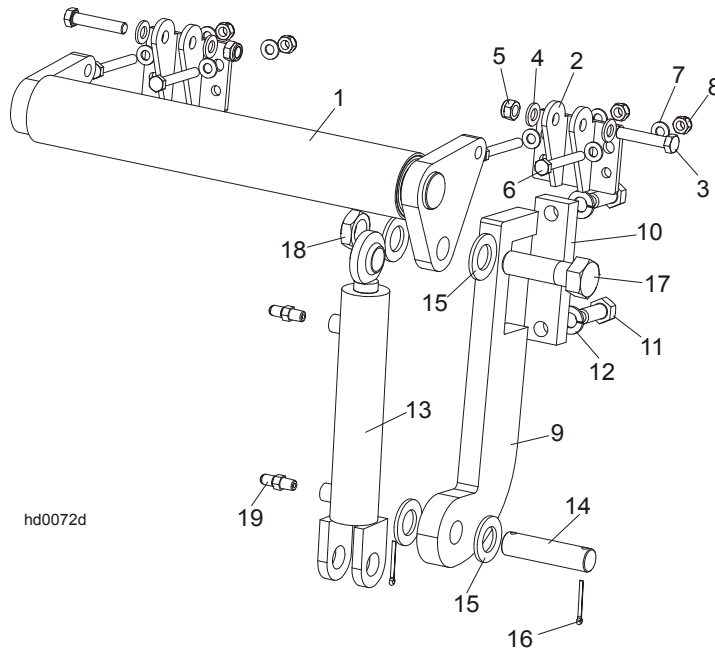


HYDRAULIC SYSTEM

Hydraulic Log Clamp

18	Washer, 8.4 Flat Zinc	F81054-1	8	
19	Bolt, M8x20-8.8-B Hex Head Full Thread Zinc	F81002-4	8	
20	Flange, Clamp Rod Wiper Painted	088887-1	3	
21	Fitting, 3/16" Straight Grease	P04107	1	
22	Spacer, Log Clamp	089324	1	
23	Wiper, ZZ 50x60x7 INCO Log Clamp Rod	088587	1	
24	Cylinder, CJ-S169-16-40/22/254 Hydraulic	088590	1	
25	Fitting, 90° Male Elbow	P09142	2	
26	Screw, M12x55-8.8-B Hex Socket Head Cap Zinc	F81004-23	2	
27	Plate, Log Clamp Mount Painted	086975-1	1	
28	Washer, Z 22.5 Split Lock Zinc	F81059-4	1	
29	Bolt, M22x1.5x40-8.8-B Hex Head Full Thread Zinc	F81009-1	1	
30	Bolt, M10 x 125-8.8 Hex Head Zinc	F81003-18	4	
31	Washer, 10.5 Flat Zinc	F81055-1	4	
32	Nut, M10-8-B Hex Nylon Zinc Lock	F81033-1	4	
33	Bolt, M12 x 140 8.8 Hex Head Zinc	F81004-37	2	
34	Washer, 13 Flat Zinc	F81056-1	2	
35	Nut, M12-8-B Hex Zinc	F81034-1	2	
	STOP ASSEMBLY, LOG CLAMP	K09485	1	
36	Stop Weldment, Hydraulic Log Clamp Painted	086980-1	1	
37	Bolt, M12 x 40 8.8 Hex Head Full Thread Zinc	F81004-4	2	
38	Washer, 13 Flat Zinc	F81056-1	2	
39	Nut, M12-8 Hex Nylon Zinc Lock	F81034-2	2	

9.18 Hydraulic Toe Board

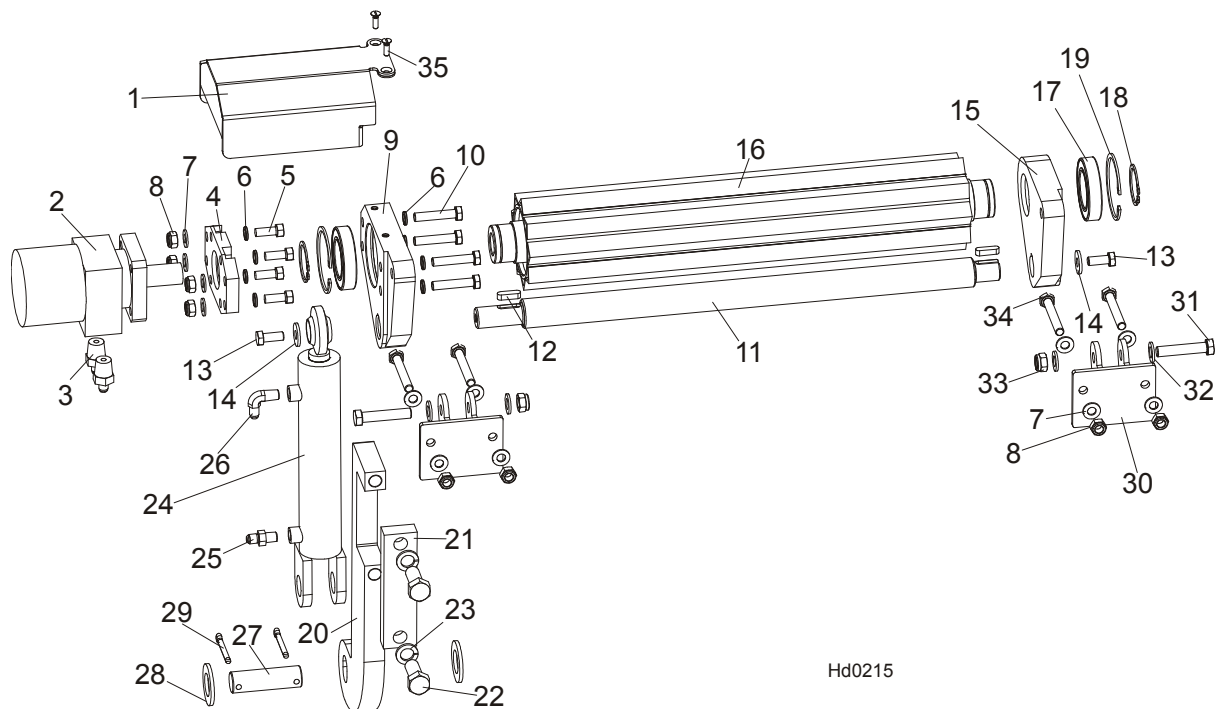


REF.	DESCRIPTION (◆ Indicates Parts Available In Assemblies Only)	PART #	QTY
	HYDRAULIC TOE BOARD - FRONT	092613	1
	HYDRAULIC TOE BOARD - REAR	092634	1
1	Toe Board Weldment, Hydraulic - Front	092612-1	1
1	Toe Board Weldment, Hydraulic - Rear	086253-1	1
2	Bracket, Hydraulic Toe Board	087903-1	2
3	Bolt, M12x60-8.8 Hex Head Zinc	F81004-5	4
4	Washer, 13 Flat Zinc	F81056-1	8
5	Nut, M12 Hex Nylon Zinc Lock	F81034-2	4
6	Bolt, M10x75-8.8 Hex Head Zinc	F81003-15	8
7	Washer, 10.5 Flat Zinc	F81055-1	16
8	Nut, M10 Hex Nylon Zinc Lock	F81033-1	8
9	Bracket, Hydraulic Toeboard Mount	087729-1	2
10	Plate, Hydraulic Toeboard Mount	090086-1	2
11	Bolt, M16x40-8.8 Hex Head Full Thread Zinc	F81006-13	4
12	Washer, 16.3 Split Lock Zinc	F81058-2	4
13	Cylinder, CJ-S170-16-40/25/152 Hydraulic	088681	2
14	Pin, Cylinder Mount	086979-1	2
15	Washer, 28 Flat Zinc	F81061-1	8
16	Pin, 3/16x1.5 Cotter Zinc	F05012-23	4
17	Bolt, 1-8x3 1/4 Hex Head Grade 5	F05009-51	2
18	Nut, 1-14 Hex Jam Unplated	F05010-117	2
19	Fitting, 1/4NPTx1/4JIC Male	P09143	4

9 HYDRAULIC SYSTEM

Power Toe Roller (Option)

9.19 Power Toe Roller (Option)



REF.	DESCRIPTION (◆ Indicates Parts Available In Assemblies Only)	PART#	QTY
	POWER ROLLER	507688	1
1	Cover, Hydraulic Motor	507690-1	1
2	Motor, MG06-13-13AAAB Hydraulic	P21506	1
3	Fitting, 1/2-14NPT/ 7/16-20UNF	096919	2
4	Plate, Hydraulic Motor Mount	096030-1	1
5	Screw, 3/8-16x1 HHC	F05007-7	4
6	Washer, 10.2 Split Lock Zinc	F81055-2	4
7	Washer, 10.5 Flat Zinc	F81055-1	12
8	Nut, M10-8-B Nylon Hex Zinc Lock	F81033-1	8
9	Bracket, Side w/Hydromotor Connector	507684-1	1
10	Bolt, M10x50-8.8-Hex Head Full Thread Zinc	F81003-4	4
11	Rod	096034	1
12	Key, A8x7x28 Parallel	096035	2
13	Bolt, M10x25 8.8 Hex Head Full Thread Zinc	F81003-31	2
14	Washer, 10,5 Zinc Flat Special	F81055-6	2
15	Bracket, Side Painted	507687-1	1
16	Roller Weldment, Pivot	096028-1	1
17	Bearing, 6009.2RSR	096025	2
18	Ring, Z45 Spring Retaining	F81090-32	2
19	Ring, W75 Spring Retaining	F81090-41	2
20	Plate, Toe Board Cylinder Mount	087729-1	1
21	Plate, Hydraulic Toe Board Mount	090086-1	1
22	Bolt, M16x40-8.8 Hex Head Full Thread Zinc	F81006-13	2
23	Washer, 16.3 Split Lock Zinc	F81058-2	2
	Cylinder, Hydraulic Toe Board	085937	1

24	Cylinder, CJ-S170-16-40/25/152 Hydraulic	088681	1	
25	Fitting, C5205x4x4 Male	P09143	1	
26	Fitting, 1/4NPTx1/4JIC Male Elbow	P09142	1	
27	Pin, Hydraulic Cylinder Zinc	086979-1	1	
28	Washer, 28 Flat Zinc	F81061-1	2	
29	Pin, S-Zn 6,3x45	F81045-2	2	
30	Bracket, Toe Board Roller Mount	087903-1	2	
31	Bolt, M12x60-8.8 Hex Head Zinc	F81004-5	2	
32	Washer, 13 Zinc Flat	F81056-1	4	
33	Nut, M12-8 Hex Nylon Zinc Lock	F81034-2	2	
34	Bolt, M10x75-8.8-Hex Head Zinc	F81003-15	4	
35	Screw, M5x12- 5.8-B Fe/Zn5 PN-85/M-82207	F81001-31	2	