

Wood-Mizer®

Parts Manual

LT20L AH

rev. E2.08



Safety is our #1 concern! Read and understand all safety information and instructions before operating, setting up or maintaining this machine.

Form #933

Table of Contents

Section-Page

SECTION 1	GENERAL INFORMATION	1-1
1.1	How To Use the Parts List.....	1-1
1.2	Sample Assembly	1-1
SECTION 2	BLADE GUIDE ASSEMBLIES	2-1
2.1	Blade Guide Assembly, Idle Side.....	2-1
2.2	Blade Guide Assembly, Drive Side.....	2-2
2.3	Blade Guide Arm Assembly.....	2-3
2.4	Blade Guide Arm w/Guard	2-4
2.5	Blade Guide Arm w/Guard, LT20 Wide	2-5
2.6	Blade Guide Arm Drive.....	2-6
SECTION 3	BLADE WHEELS & TENSIONER	3-1
3.1	Blade Wheel Assembly, Drive Side	3-1
3.2	Blade Wheel Assembly, Idle Side	3-2
3.3	Blade Tensioner Assembly	3-4
SECTION 4	SAW HEAD	4-1
4.1	Middle Throat Screw.....	4-1
4.2	Water Lube Assembly	4-2
4.3	Blade Lube System.....	4-3
4.4	LT20AC Saw Head Decals	4-4
4.5	LT20DC Saw Head Decals	4-6
4.6	Blade Housing Cover	4-8
4.7	Control Box (AC Sawmills).....	4-10
4.8	Control Box (DC Sawmills).....	4-12
4.9	Drum Switches	4-14
4.10	Sawdust Chute.....	4-15
4.11	Up/Down Cable Chain Assembly	4-16
4.12	Saw Head Transport Bracket	4-17
4.13	Saw Head Rest Pin Assembly (LT20ME15SAH7-2.2 Sawmills)	4-18
4.14	Saw Head Rest Pin Assembly (mobile sawmills)	4-19
4.15	Saw Head Rest Bracket. Plate Mount.	4-20
4.16	LT Sawmill Saw Head Rest Bracket.....	4-21
4.17	Saw Head Support Bracket (New M-type Frame, Mobile Sawmills)	4-22
4.18	Saw Head Support Bracket, LT20 Wide - “M” Frame	4-23
4.19	LT20 Laser Sight	4-24

Table of Contents

Section-Page

SECTION 5 UP/DOWN ASSEMBLY	5-1
5.1 Up/Down Assembly, AC Mills	5-1
5.2 Up/Down Assembly, DC Mills	5-3
5.3 Up/Down Chain Tensioner Assembly.....	5-5
5.4 Battery Box Assembly (DC Sawmills)	5-6
SECTION 6 UP/DOWN ROLLERS & BLADE HEIGHT SCALE	6-1
6.1 Up/Down Rollers.....	6-2
6.2 Limit Switches.....	6-4
6.3 Zespól skali wysokości cięcia (Nr 586998)	6-1
SECTION 7 POWER FEED & TRACK ROLLERS	7-1
7.1 Power Feed Assembly, AC Mills	7-1
7.2 Power Feed Assembly, DC Mills	7-2
7.3 Upper Track Rollers And Wipers	7-3
7.4 Lower Track Rollers	7-5
SECTION 8 BED FRAME ASSEMBLY	8-1
8.1 Bed Rail Assembly (L Type Frame)	8-1
8.2 Bed Rail Assembly (L Type Frame)	8-2
8.3 Bed Rail Assembly (L Type Frame)	8-3
8.4 Bed Rail Assembly (L Type Frame)	8-4
8.5 Additional Angled Bed Rail (Long) - Complete	8-5
8.6 Additional Flat Bed Rail (Long) - Complete	8-6
8.7 Additional Flat Bed Rail (Short) - Complete	8-7
8.8 Additional Angled Bed Rail (Short) - Complete	8-8
8.9 Stationary Legs	8-9
8.10 Log Side Support (Manual)	8-10
8.11 Bed Extension LT70 (0.9m) - Complete	8-12
8.12 Angled Bed Rails for "L" Frame	8-14
8.13 Bed Frame Decals	8-15
8.14 Saw Head Transport Bracket	8-16
8.15 Saw Head Transport Bracket, LT70L	8-17
8.16 Inspection Platform for the Old Type Frame (Optional)	8-18
8.17 Front Adjustable Leg (at the hitch)	8-19
8.18 Wall Mount Remote Set (Cutting Length of 6.5 m).....	8-20
8.19 Wall Mount Remote Set (Cutting Length of 6.5-10 m)	8-21
8.20 4-Post Remote Set	8-22
8.21 5-Post Remote Set	8-23
8.22 Octagonal Profile Sawing Tool (Option)	8-24
8.23 Sawmill Transport Bracket Assembly (Option)	8-25
8.24 Tie Down Chain Assembly	8-26

Table of Contents

Section-Page

SECTION 9	HYDRAULIC SYSTEM	9-1
9.1	Hydraulic Boxes, LT40/LT70	9-2
9.2	Hydraulic hoses, LT20L/LT40L/LT70L AH	9-3
9.3	LT40/LT70 Hydraulic Control Boxes	9-5
9.4	Hydraulic Control Box, LT70L DH15	9-6
9.5	Hydraulic Control Box, LT20L/LT40L/70L AH7	9-8
9.6	Hydraulic Control Box	9-11
9.7	Hydraulic Control Box, LT40/70 AH15/14	9-13
9.8	Hydraulic Control Box DH 8 sections, Complete	9-15
9.9	Hydraulic Power Supply Strip.....	9-18
9.10	Hydraulic Log Loader	9-20
9.11	Hydraulic Electric Box, AC	9-21
9.12	Hydraulic Log Turner.....	9-22
9.13	Hydraulic Log Clamp, Front and Rear	9-24
9.14	Hydraulic Log Side Support.....	9-26
9.15	Hydraulic Log Clamp	9-28
9.16	Hydraulic Side Supports Assembly "L" (536203)	9-30
9.17	Hydraulic Cylinder (015561)	9-32
9.18	Side Support Rod "L"	9-33
9.19	Hydraulic Toe Board, Middle	9-34
9.20	Hydraulic Hoses	9-35
9.21	Hydraulic Hoses LT70 AH.....	9-38
9.22	Hydraulic Electric Box, AC	9-40
9.23	Hydraulic Control Box, LT40/70 AH-7 (Option)	9-41
9.24	Hydraulic Control Box, 11-Section AC	9-43
9.25	Hydraulic Control Box, LT40/70 AH15/14	9-46
9.26	Hydraulic Control Box, LT40/70 AC 14-Section	9-48
9.27	Shock Absorber Assembly - Option for Sawmills Equipped with Hydraulics	9-51
9.28	Hydraulic Control Box, LT70 AH1	9-53
9.29	Hydraulic Control Box, AHP3/LT40/LT70 Stationary Sawmills 7-Section (M-type Frame)	
9-55		
9.30	Hydraulic Control Box, AHP5/LT40/LT70 Stationary Sawmills 10-Section (M-type Frame)	9-58
9.31	Hydraulic Control Box, AHP7/LT40/LT70 Stationary Sawmills 11-Section (M-type Frame)	9-61
9.32	Hydraulic Hose Kit, AH"M" Frame Sawmills MBX12/24H1-6	9-64
9.33	Hydraulic Hose Hanger Kit, "M" Frame (AH1-3) MBX12/24H1-4	9-65
9.34	Hydraulic Hose Hanger Kit, "M" Frame (AH4-7) MBX12/24H5-6	9-66
9.35	Hydraulic Control Box, LT40/70M Super (DC).....	9-67
9.36	Listwa zasilania układu hydrauliki AC	9-69
9.37	Hydraulic Control Box, 16-Section LT20/40/70 AC	9-71
9.38	Hydraulic Control Box, LT40/LT70 AC 10-Section	9-74
9.39	Hydraulic Control Box, LT70 Series AH3.....	9-76
9.40	Hydraulic Control Box, LT70 Series AH5/7	9-79

SECTION 1 GENERAL INFORMATION

1.1 How To Use the Parts List

- Use the index above to locate the assembly that contains the part you need.
- Go to the appropriate section and locate the part in the illustration.
- Use the number pointing to the part to locate the correct part number and description in the table.
- Parts shown indented under another part are included with that part.
- Parts marked with a diamond (◆) are only available in the assembly listed above the part.

See the sample table below. Sample Part #A01111 includes part F02222-2 and subassembly A03333. Subassembly A03333 includes part S04444-4 and subassembly K05555. The diamond (◆) indicates that S04444-4 is not available except in subassembly A03333. Subassembly K05555 includes parts M06666 and F07777-77. The diamond (◆) indicates M06666 is not available except in subassembly K05555.

1.2 Sample Assembly				
REF.	DESCRIPTION (◆ Indicates Parts Available In Assemblies Only)	PART #	QTY	
	Sample Assembly, Complete (Includes All Indented Parts Below)	A01111	1	
1	Sample Part	F02222-22	1	
	Sample Subassembly (Includes All Indented Parts Below)	A03333	1	
2	Sample Part (◆ Indicates Part Is Only Available With A03333)	S04444-4	1	◆
	Sample Subassembly (Includes All Indented Parts Below)	K05555	1	
3	Sample Part (◆ Indicates Part Is Only Available With K05555)	M06666	2	◆
4	Sample Part	F07777-77	1	

To Order Parts:

- From Europe call our European Headquarters and Manufacturing Facility in Kolo, Poland at **+48-63-2626000**. From the continental U.S., call our toll-free Parts hotline at **1-800-525-8100**. Have your customer number, vehicle identification number, and part numbers ready when you call. From other international locations, contact the Wood-Mizer distributor in your area for parts.

Office Hours:

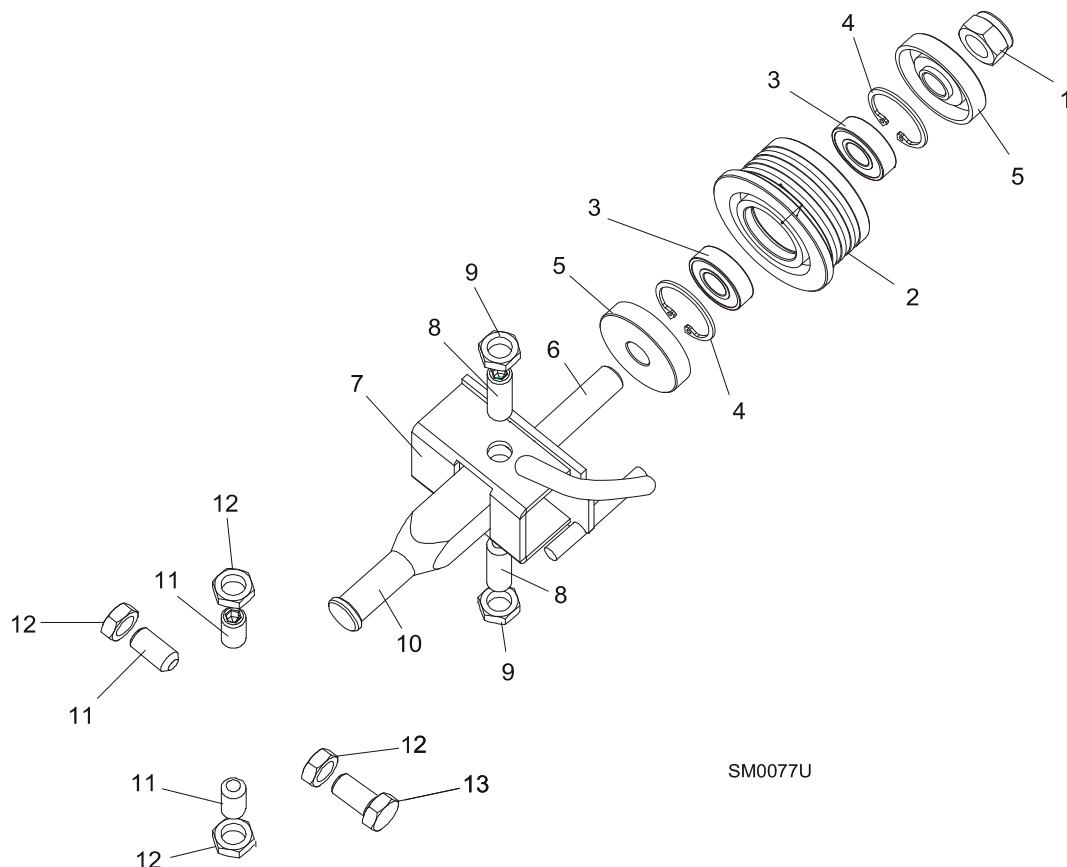
Country	Monday - Friday	Saturday	Sunday
Poland	7-15	Closed	Closed
US	8 a.m.- 5 p.m.	8 a.m.- 12 p.m.	Closed



CAUTION! It is strongly recommended that only original spare parts be used.

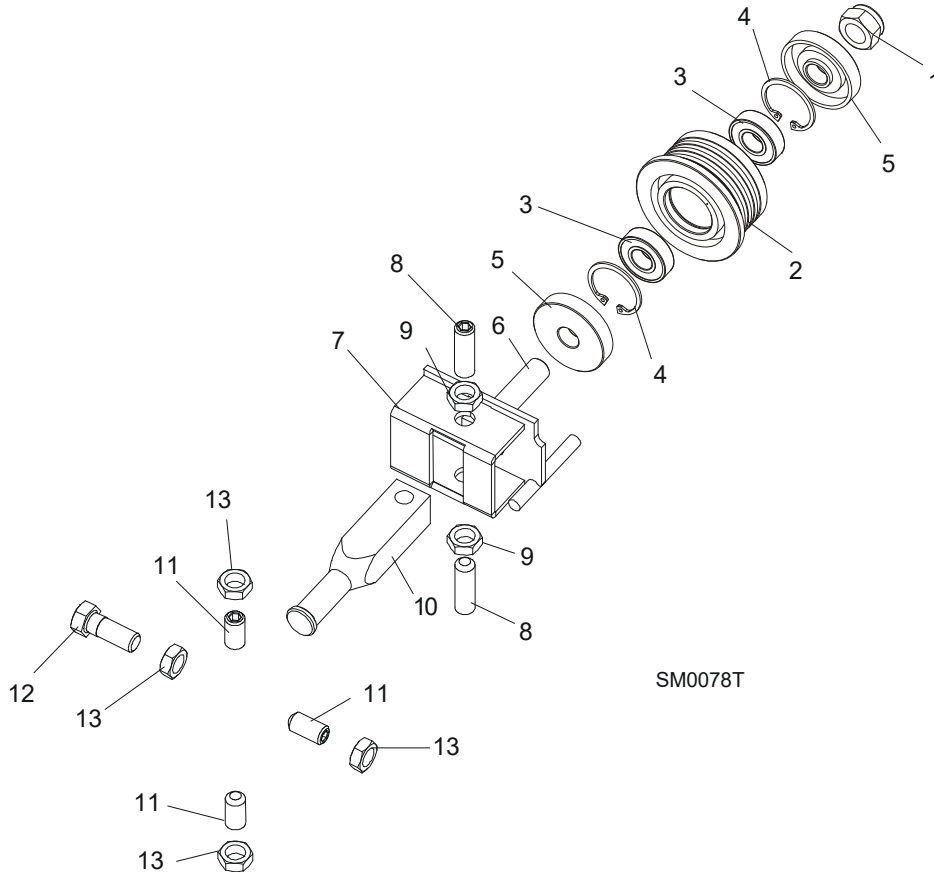
SECTION 2 BLADE GUIDE ASSEMBLIES

2.1 Blade Guide Assembly, Idle Side



REF.	DESCRIPTION (◆ Indicates Parts Available in Assemblies Only)	PART #	QTY	
	BLADE GUIDE ASSEMBLY, IDLE SIDE	094683	1	
	Roller, Blade Guide Complete Standard	087887	1	
1	Nut, M12-8 Hex Nylon Zinc Lock	F81034-2	1	
2	Roller, Blade Guide Narrow	087889	1	◆
3	Bearing, 6001 2RSR FAG	087893	2	
4	Ring, W28 Inside Retaining	F81090-9	1	
5	Washer, Zinc-plated Spacer	087891-1	2	
6	Shaft, Blade Guide Roller Zinc-plated	087763-1	1	
7	Bracket Weldment, Idle Side Blade Guide	094681-1	1	
8	Screw, M10x1x40 DIN 913 A2-70 Stainless Steel Set	F81015-2	2	
9	Nut, M10x1-04-ST-A2 ISO 8675 Thin	F81033-10	2	
10	Shaft, Blade Guide Mount Zinc-Plated	503588-1	1	
11	SCREW, M10X1X25 DIN 913 STAINLESS STEEL SET	F81015-4	3	
12	NUT, M10x1-04-ST-A2 ISO 8675 THIN	F81033-10	4	
13	BOLT, M10X1X25 DIN 933 STAINLESS STEEL	F81003-28	1	

2.2 Blade Guide Assembly, Drive Side



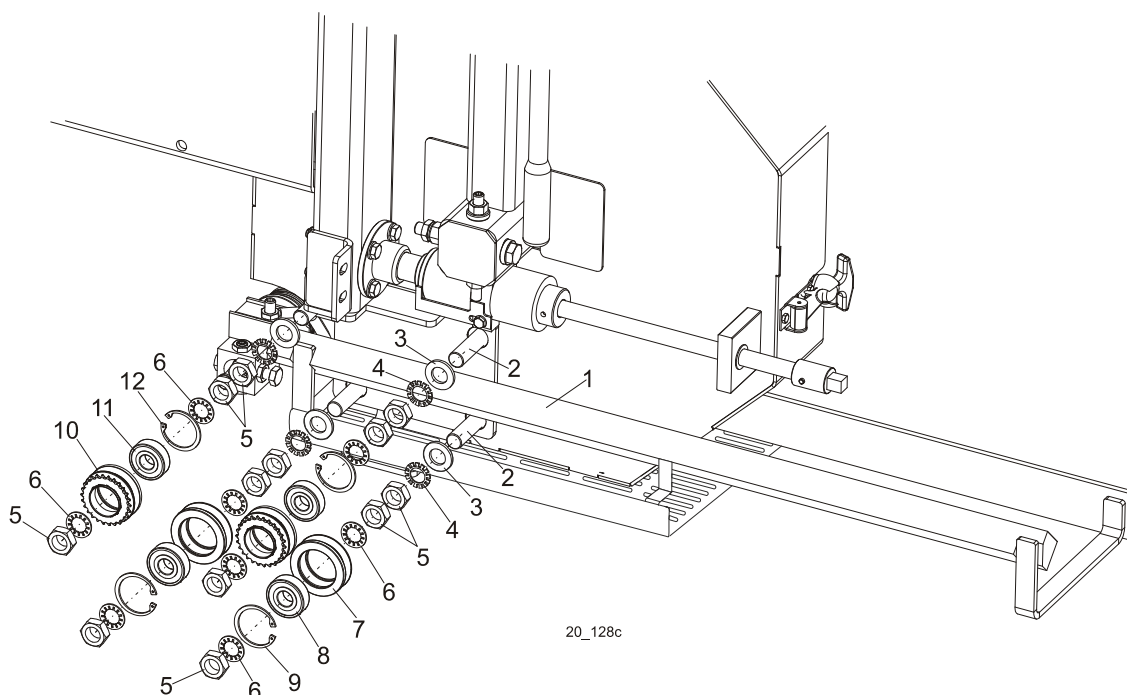
SM0078T

REF.	DESCRIPTION (◆ Indicates Parts Available in Assemblies Only)	PART #	QTY
	BLADE GUIDE ASSEMBLY, DRIVE SIDE	094682	1
	Roller, Blade Guide Complete Standard	087887	1
1	Nut, M12-8 Hex Nylon Zinc Lock	F81034-2	1
2	Roller, Blade Guide Narrow	087889	1
3	Bearing, 6001 2RSR FAG	087893	2
4	Ring, W28 Inside Retaining	F81090-9	1
5	Washer, Zinc-plated Spacer	087891-1	2
6	Shaft, Blade Guide Roller Zinc-plated	087763-1	1
7	Bracket Weldment, Blade Guide	094679-1	1
	Screw Kit, Blade Guide Adjustment w/Nuts (for two blade guide assemblies)	K09942	1
8	Screw, M10x1x40 DIN 913 A2-70 Stainless Steel Set	F81015-2	2
9	Nut, M10x1-04-ST-A2 ISO 8675 Thin	F81033-10	2
10	Shaft, Blade Guide Mount Zinc-Plated	503588-1	1
11	SCREW, M10X1X25 DIN 913 STAINLESS STEEL SET	F81015-4	3
12	BOLT, M10X1X25 DIN 933 STAINLESS STEEL	F81003-28	1
13	NUT, M10x1-04-ST-A2 ISO 8675 THIN	F81033-10	4

2 Blade Guide Assemblies

Blade Guide Arm Assembly

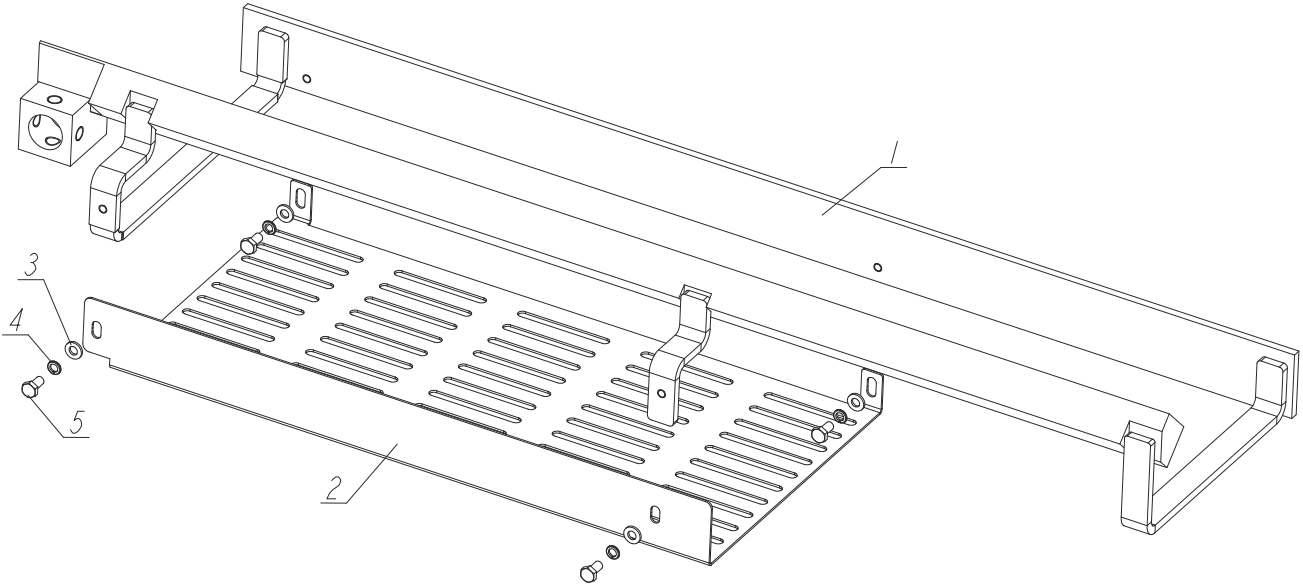
2.3 Blade Guide Arm Assembly



REF.	DESCRIPTION (◆ Indicates Parts Available in Assemblies Only)	PART #	QTY	
1	ARM, BLADE GUIDE W/GUARD	525591	1	
2	BOLT WELDMENT, BLADE GUIDE ECCENTRIC	086508-1	4	
3	WASHER, 17 FLAT ZINC	F81058-1	4	
4	WASHER, 5/8 STAR ET	F05011-26	4	
5	NUT, 5/8-18 HEX JAM	F05010-11	12	
6	WASHER, 5/8 STAR IT	F05011-25	8	
	ROLLER ASSEMBLY, V-GROOVE WITH BEARING	093855	2	
7	Roller, Blade Guide Arm V-Groove	093856-1	1	◆
8	Bearing, 6203 2RSP6-5/8 CX	095087	1	
9	Ring, W40 Inside Retaining	F81090-3	1	
	ROLLER ASSEMBLY, V-GROOVE W/SPROCKET	501496	2	
10	Roller, Zinc-Plated w/Sprocket	501495-1	1	◆
11	Bearing, 6203 2RSP6-5/8 CX	095087	1	
12	Ring, W40 Inside Retaining	F81090-3	1	

2.4 Blade Guide Arm w/Guard

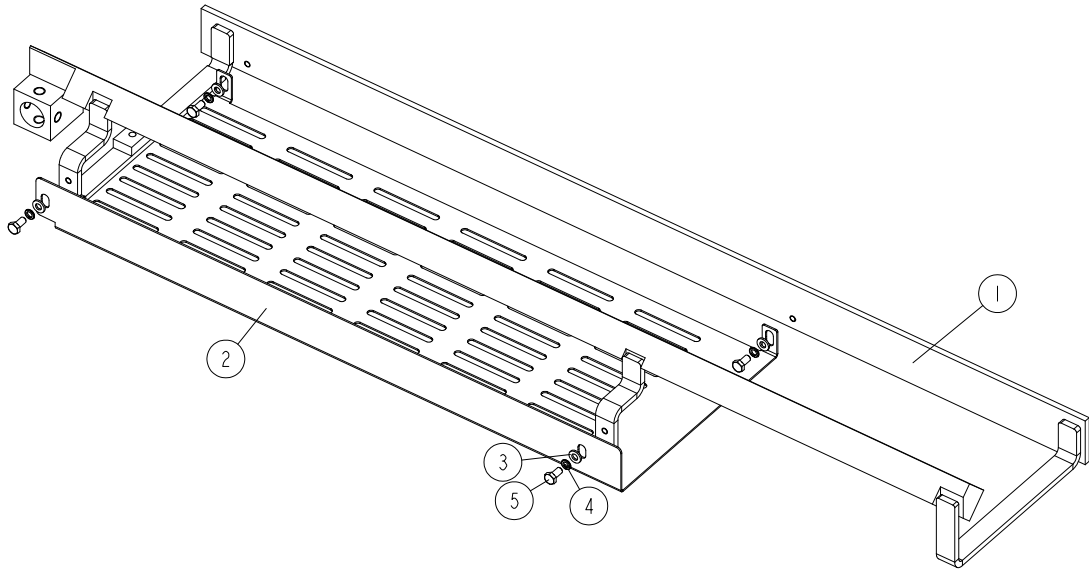
525591_001
 525591_MANUAL



REF.	DESCRIPTION (◆ Indicates Parts Available in Assemblies Only)	PART #	QTY	
-	ARM, LT20 BLADE GUIDE W/GUARD	525591	1	
1	ARM, LT20 BLADE GUIDE	524302-1	1	
2	GUARD, BOTTOM	524305-1	1	
3	WASHER, 6.4 FLAT ZINC	F81053-1	4	
4	WASHER, Z 6.1 SPLIT LOCK ZINC	F81053-3	4	
5	BOLT, M6X12 8.8 HEX HEAD FULL THREAD ZINC	F81001-7	4	

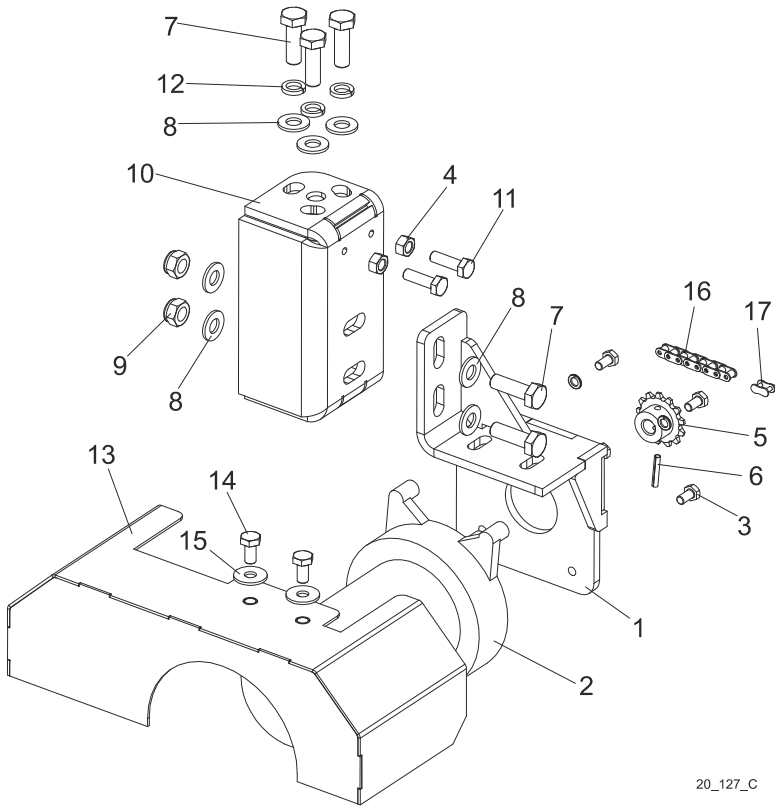
2.5 Blade Guide Arm w/Guard, LT20 Wide

580540_001
 580540



REF	DESCRIPTION (u indicates parts available in assemblies only)	PART #	QTY
-	ARM, LT20 WIDE BLADE GUIDE W/GUARD	580540	1
1	ARM, LT20 WIDE BLADE GUIDE	580541-1	1
2	GUARD, BOTTOM	580539-1	1
3	WASHER, 6.4 FLAT ZINC	F81053-1	4
4	WASHER, Z 6.1 SPLIT LOCK	F81053-3	4
5	BOLT, M6X12-8.8 HEX HEAD FULL THREAD ZIN	F81001-7	4

2.6 Blade Guide Arm Drive

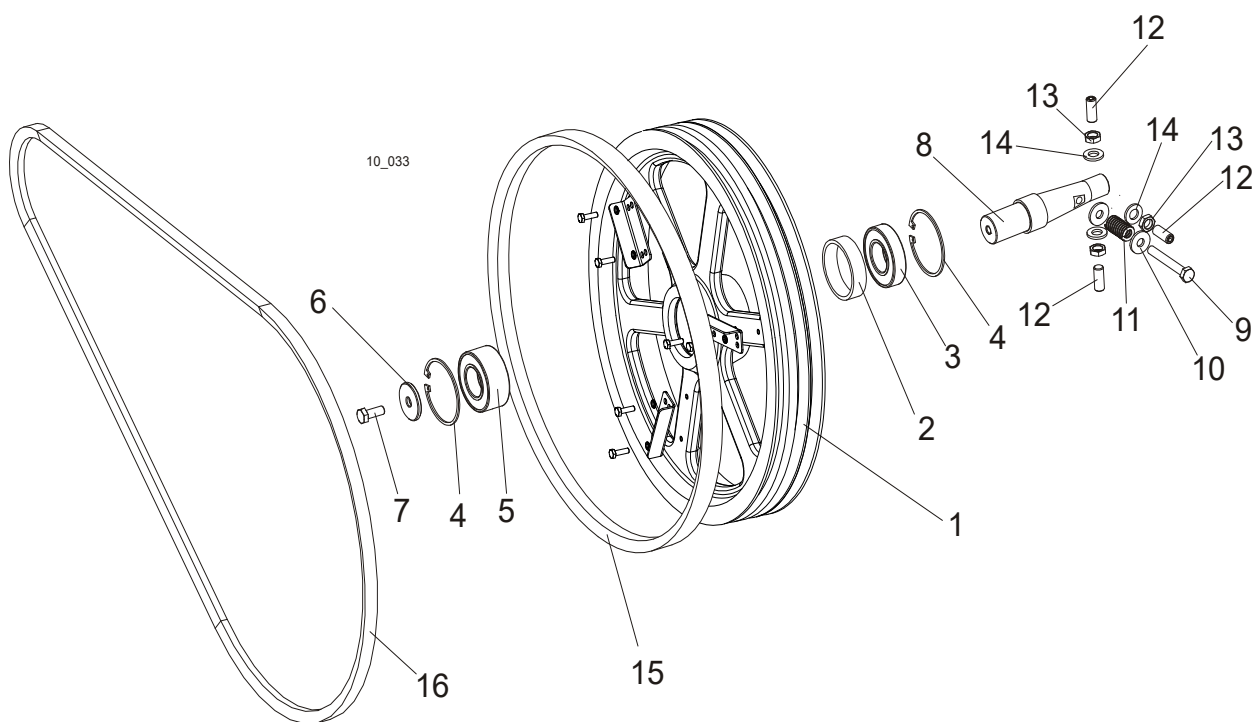


20_127_C

REF.	DESCRIPTION (◆ Indicates Parts Available in Assemblies Only)	PART #	QTY
	DRIVE ASSEMBLY, BLADE GUIDE ARM	096396	1
1	BRACKET, BLADE GUIDE ARM MOTOR MOUNT	096390-1	1
2	MOTOREDUCER COMPACT	557161	1
3	BOLT, #10-32X1/2 HH	F05004-60	4
4	NUT, M6-8 HEX ZINC	F81031-1	2
5	SPROCKET ASSEMBLY, 25B13X.3130	P09970	1
6	PIN, 1/8X3/4 ROLL	F05012-6	1
7	BOLT, M8x25-8.8-B HEX HEAD FULL THREAD ZINC	F81002-5	5
8	WASHER, 8.4 FLAT ZINC	F81054-1	7
9	NUT, M8-8-B HEX NYLON ZINC LOCK	F81032-2	2
10	BRACKET, BLADE GUIDE ARM DRIVE	501265-1	1
11	BOLT, M6x20-8.8 HEX HEAD FULL THREAD ZINC	F81001-2	2
12	WASHER, 8.2 SPLIT LOCK ZINC	F81054-4	3
13	COVER, LT20 BLADE GUIDE ARM MOTOR	097424-1	1
14	BOLT, M6X12-8.8 HEX HEAD FULL THREAD ZINC	F81001-7	2
15	WASHER, 6.5 SPECIAL FLAT ZINC	F81053-11	2
16	CHAIN, #25X20-1/4 (81 PITCHES)	P09984	1
17	LINK, 25 MASTER	P09983	1

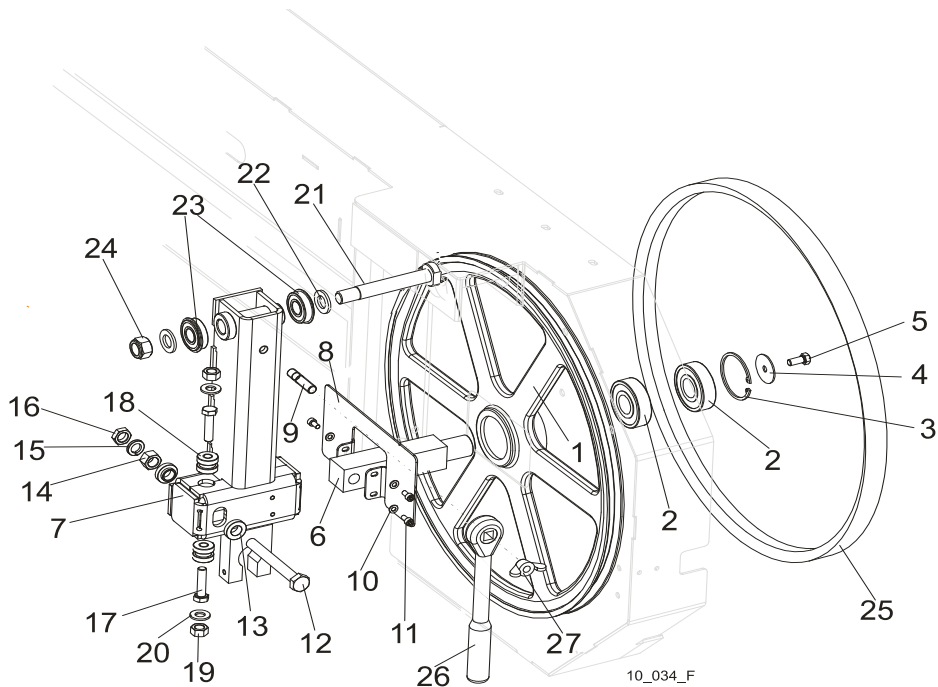
SECTION 3 BLADE WHEELS & TENSIONER

3.1 Blade Wheel Assembly, Drive Side



REF.	DESCRIPTION (◆ Indicates Parts Available In Assemblies Only)	PART #	QTY
	BLADE WHEEL, DRIVE SIDE - COMPLETE	550620	1
1	WHEEL, LT20 DRIVE SIDE	090646-1	1
2	BUSHING, SPACER	096778	1
3	BEARING, 6207 2RS 35X72X17 FAG	014811	1
4	RING, W72 INSIDE RETAINING	F81090-4	2
5	BEARING, 3207B, 2RSR. TVH FAQ	092005	1
6	WASHER, CLAMPING	092006	1
7	BOLT, M10X25-8.8 HEX HEAD FULL THREAD ZINC	F81003-11	1
8	SHAFT, DRIVE SIDE BLADE WHEEL	093850	1
9	BOLT, M10X75-8.8 HEX HEAD ZINC	F81003-15	1
10	WASHER, 10.5 SPECIAL FLAT ZINC	F81055-6	2
11	SPRING, 3/4 O.D.X 1 1/2 DIE	034430	1
12	SCREW, M12X1.25X30 DIN913 STAINLESS STEEL SET	F81016-1	3
13	WASHER, 13 FLAT ZINC	F81056-1	3
14	NUT, M12X1.25 DIN439 STAINLESS STEEL THIN	F81034-9	3
15	V-BELT, B57	P04185-3	1
16	BELT, BX81 DRIVE	014819 -2	1

3.2 Blade Wheel Assembly, Idle Side



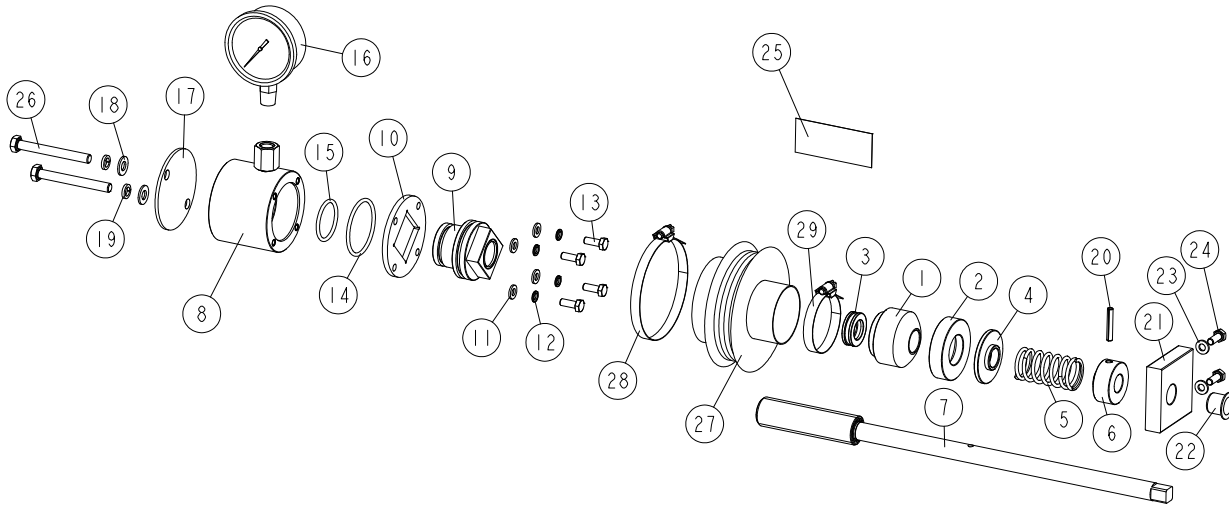
REF.	DESCRIPTION (◆ Indicates Parts Available In Assemblies Only)	PART #	QTY
	WHEEL ASSEMBLY, IDLE SIDE BLADE	A08218	1
1	WHEEL ASSEMBLY, 18.62" BLADE IDLE SIDE	P08125	1
2	BEARING, 6305 2RS NSK IDLE SIDE WHEEL	P08066	2
3	RING, 2 7/16" INSIDE RETAINING	F04254-21	1
	HOUSING, LT10 & LT15 IDLER SHAFT, COMPLETE	100180	1
4	WASHER, IDLE SIDE WHEEL RETAINING	093854-1	1
5	BOLT, M8X25-8.8-B HEX HEAD FULL THREAD ZINC	F81002-5	1
6	SHAFT, IDLE SIDE BLADE WHEEL (METRIC)	096045	1
	HOUSING, IDLER SHAFT COMPLETE	508145	1
7	HOUSING, IDLER SHAFT WELDED/PAINTED	508144-1	1
8	COVER, HOUSING, IDLER SHAFT COMPLETE PAINTED	508128-1	1
9	BOLT M10X35-8.8	F81003-9	1
10	WASHER, 5.3 FLAT ZINC	F81052-1	3
11	SCREW, M5x10 DIN912 A2-70 HEX SOCKET HEAD	F81000-23	3
12	BOLT, M12X1,25X100-8.8 HEX HEAD FULL THREAD ZINC	F81004-41	1
13	WASHER, FLANGED ZINC-PLATED	086769-1	2
14	NUT, M12X1,25-8 HEX ZINC	F81034-8	1
15	WASHER, 12.2 SPLIT LOCK ZINC	F81056-2	1
16	NUT, M12x1.25 DIN439 THIN STAINLESS STEEL	F81034-5	1
17	BOLT, M10 X 40-8.8 HEX HEAD FULL THREAD ZINC	F81003-16	2
18	BUSHING, M10 IDLER SHAFT HOUSING	086987	2
19	NUT, M10-8-B HEX HEAD ZINC	F81033-3	2
20	WASHER, 10.5 FLAT ZINC	F81055-1	2
21	PIN, IDLER ARM MOUNT	086404	1
22	WASHER, 17 FLAT ZINC	F81058-1	2
23	BEARING, 6203-2RS NR NSK W/SNAP RING	086395	2
24	NUT, M16-8 HEX NYLON ZINC LOCK	F81036-2	1

3**Blade Wheels & Tensioner***Blade Wheel Assembly, Idle Side*

25	V-BELT, B57	P04185-2	1	
26	WRENCH, LT20 BLADE TENSION	091620	1	
27	NUT, M10 WING	F81033-8	1	

3.3 Blade Tensioner Assembly

510640_001
510640_MANUAL



REF	DESCRIPTION (u indicates parts available in assemblies only)	PART #	QTY
-	COMPLETE BLADE TENSIONER	510640	1
1	HOUSING, BALL THRUST BEARING	510635	1
2	SOCKET, BEARING HOUSING	510634-1	1
3	BEARING, 51103. BALL THRUST	086675	1
4	WASHER	510633-1	1
5	SPRING, 60X23X3	088992	1
6	BUSHING, BLADE TENSIONER SCREW	510636-1	1
7	SCREW, BLADE TENSIONER ZINC-PLATED	510650-1	1
-	CYLINDER ASSEMBLY	510641	1
8	CYLINDER ASSEMBLY WITH REDUCTION	550762-1	1
9	PISTON	510638	1
10	PLATE, CYLINDER	510490-1	1
11	WASHER, 6.4 FLAT ZINC	F81053-1	4
12	WASHER, Z 6.1 SPLIT LOCK	F81053-3	4
13	BOLT, M6X16-5.8 HEX HEAD FULL THREAD ZIN	F81001-15	4
14	O-RING, 46.2X3	510646	1
15	O-RING, 32.2X3	510647	1
16	GAUGE, 3000PSI/200 BAR OIL PRESSURE	505176	1
17	COVER, TENSIONER	550761-1	1
18	WASHER, 8.4 FLAT ZINC	F81054-1	2
19	WASHER 8,2 SPLIT LOCK ZINC	F81054-4	2
20	PIN 5X30 ROLL	F81044-21	1
21	BLOCK, TENSIONER HANDLE MOUNT	096730	1
22	BUSHING, GFM-1618-17	089589	1
23	WASHER, 6.4 FLAT ZINC	F81053-1	2
24	BOLT, M6X16-5.8 HEX HEAD FULL THREAD ZIN	F81001-15	2
25	DECAL, BLADE TENSION INDICATOR ADJUSTMEN	589604	1
26	BOLT, M8X70-8.8 HEX HEAD ZINC	F81002-71	2
-	BELLOWS, COMPLETE	515050	1


3 Blade Wheels & Tensioner

Blade Tensioner Assembly

REF	DESCRIPTION (u indicates parts available in assemblies only)	PART #	QTY	
27	BELLOWS	515051	1	
28	CLAMP, 70-80MM DIA.	F81095-5	1	
29	CLAMP, 40-60MM DIA.	F81095-4	1	

SECTION 4 SAW HEAD

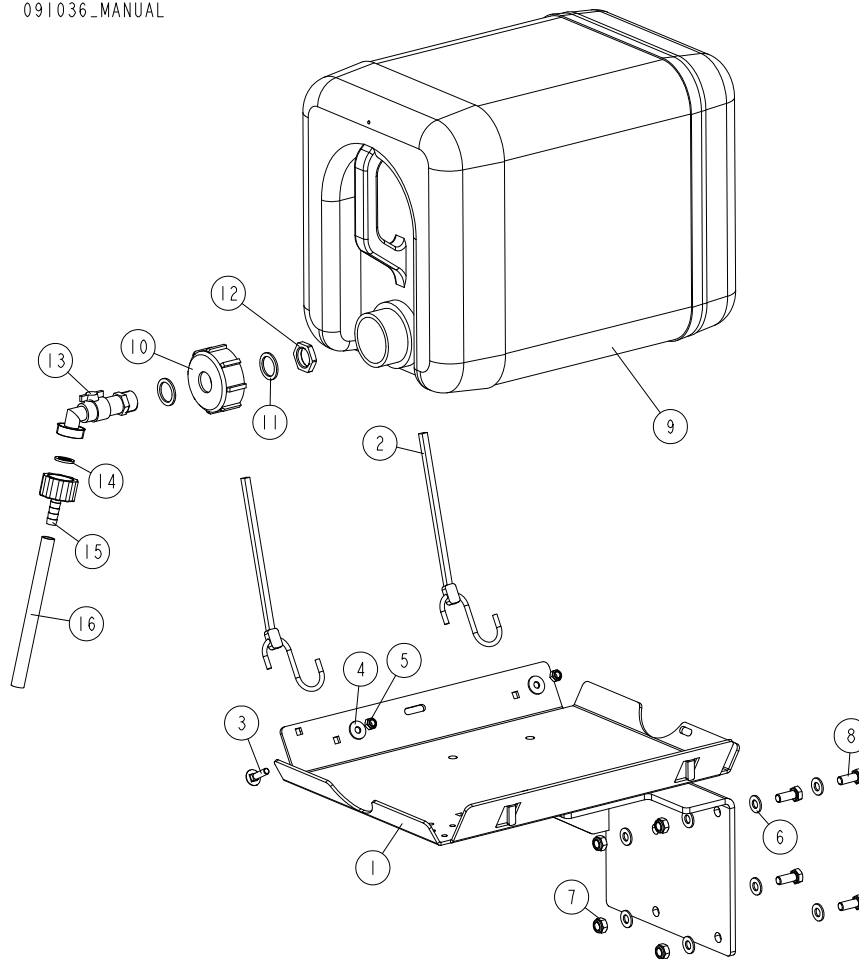
4.1 Middle Throat Screw



REF.	DESCRIPTION (◆ Indicates Parts Available In Assemblies Only)	PART #	QTY	
1	SCREW, M10 X 40-45H HEX SOCKET SET CONE POINT ZINC	F81003-61	1	
2	NUT, M10-8-B ZINC HEX	F81033-6	2	
3	WASHER, 10.5 ZINC FLAT	F81055-1	2	
4	BRACKET, DRIVE BELT SUPPORT, UPPER	092668-1	1	
5	BOLT, M8X20-5.8 HEX HEAD FULL THREAD ZINC	F81002-1	2	
6	WASHER, 8.4 ZINC FLAT	F81054-1	2	

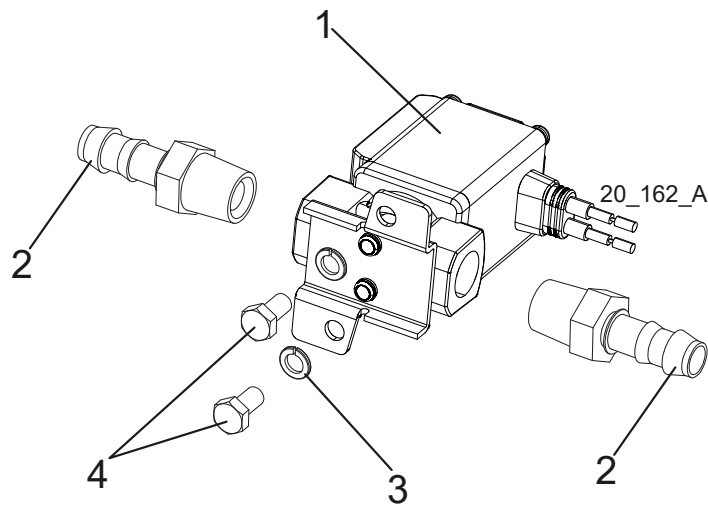
4.2 Water Lube Assembly

091036_001_A
091036_MANUAL



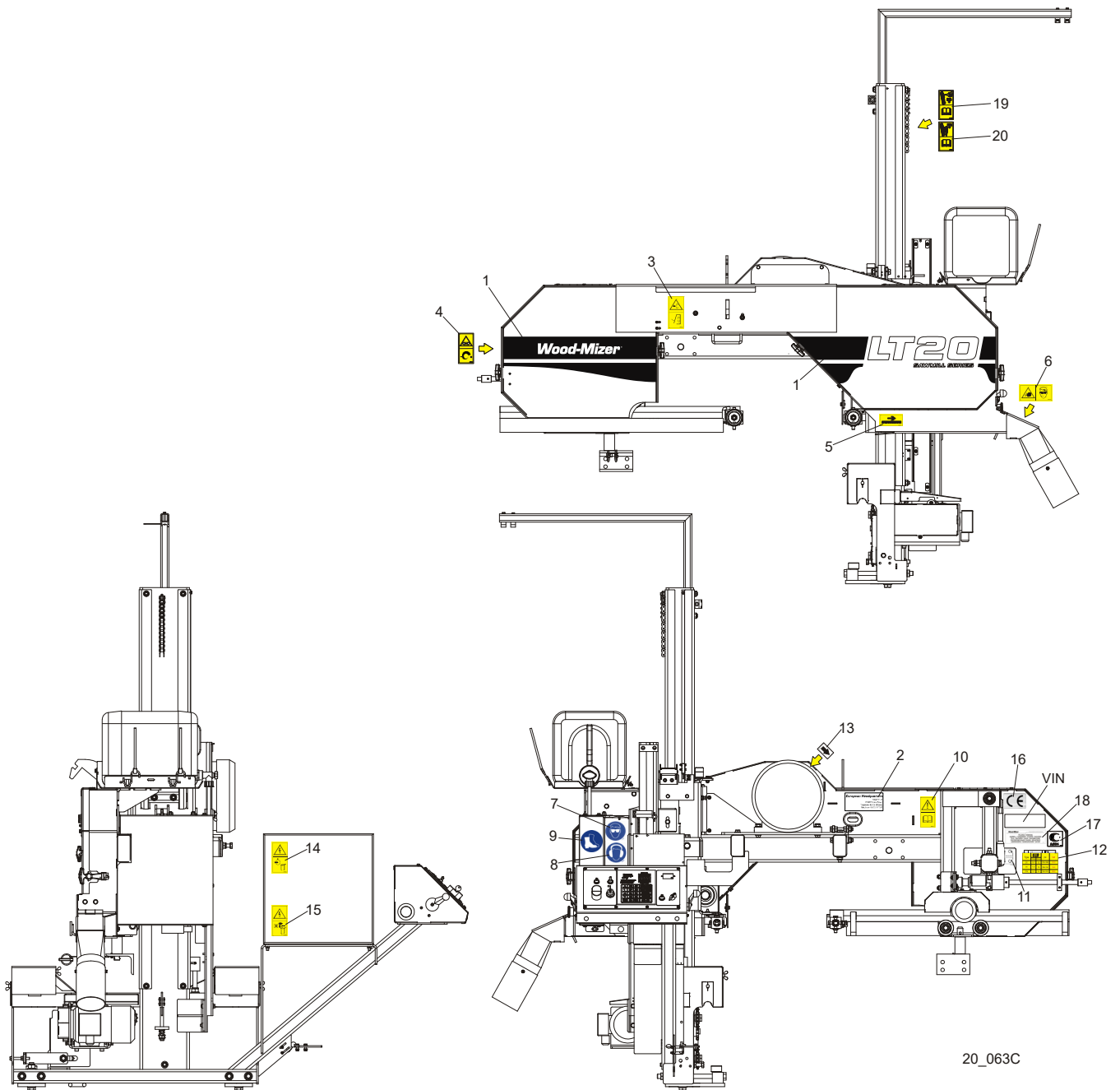
REF	DESCRIPTION (u indicates parts available in assemblies only)	PART #	QTY
-	BOTTLE KIT, LT20 WATER LUBE	091036	1
1	TRAY WELDMENT, LT20 WATER LUBE	091033-1	1
2	STRAP, 20" RUBBER W/HOOK	P11668	2
3	BOLT, M6X25-8.8 ZINC	F81001-20	2
4	WASHER, FLAT ZINC	F81053-11	2
5	NUT, M6-8-B HEX NYLON ZINC LOCK	F81031-2	2
6	WASHER, 8.4 FLAT ZINC	F81054-1	8
7	NUT, M8-8-B HEX NYLON ZINC LOCK	F81032-2	4
8	BOLT, M8X20-8.8-B HEX HEAD FULL THREAD Z	F81002-4	4
-	TANK, OIL	550787	1
9	BOTTLE, WATER	513866	1
10	NUT, BOTTLE	550785	1
11	SEAL, 27X20X1.5 ESSENTRA 467673 RUBBER	550780	2
12	NUT, 1/2 ESSENTRA 467615 GLAND	550779	1
13	FITTING, WATER LUBE SHUTOFF VALVE	550776	1
14	FILTER, WATER LUBE	550778	1
15	FITTING, G3/4" X 10MM HOSE BARB	550777	1
16	TUBING, WATER LUBE 3/8" I.D.	R01885	1

4.3 Blade Lube System



REF.	DESCRIPTION (◆ Indicates Parts Available In Assemblies Only)	PART #	QTY
	KIT, LT20AC BLADE LUBE SYSTEM	503517	1
1	SOLENOID, WATER LUBE	514046	1
2	FITTING, 3/8 BARB 1/4NPT MALE NYLON	P04682	2
3	WASHER, M5 SPLIT LOCK	F81052-2	2
4	SCREW, 10-32X1/2 HH MACHINE	F05004-60	2
	CONNECTOR, 16-14GA FI BUTT	F04875-1	2
	CONDUIT, 1/2IN EXPANDABLE BLACK	R02374	1m
	KIT, LT20DC BLADE LUBE SYSTEM	503518	1
1	SOLENOID, WATER LUBE	509113	1
2	FITTING, 3/8 BARB 1/4NPT MALE NYLON	P04682	2
	CONDUIT, 1/2IN EXPANDABLE BLACK	R02374	1m

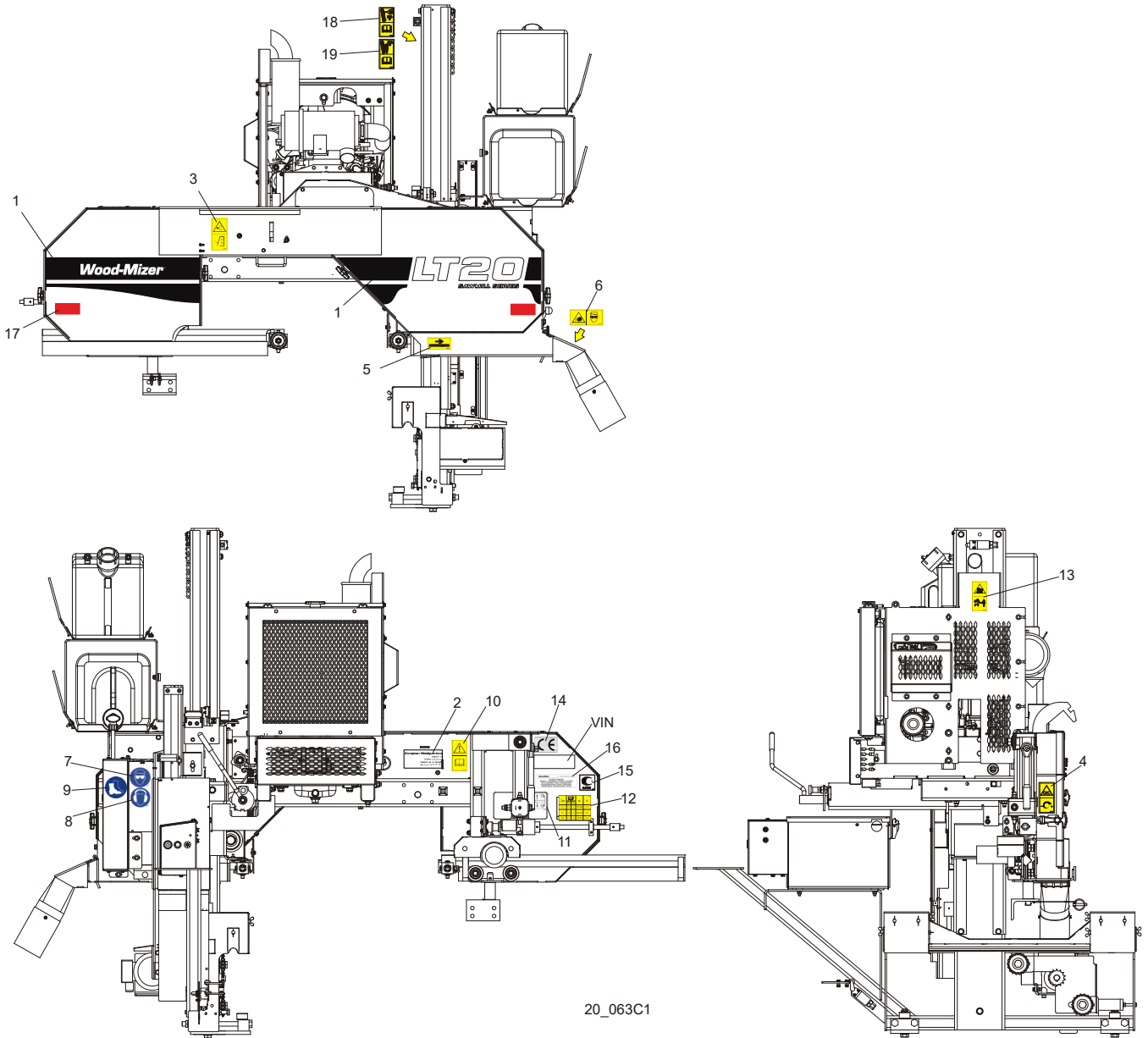
4.4 LT20AC Saw Head Decals



REF.	DESCRIPTION (◆ Indicates Parts Available In Assemblies Only)	PART #	QTY
1	DECAL, LT20 SERIES SAWMILL	092762	1
	PICTOGRAPHIC DECAL KIT, LT20AC	099509	1
2	DECAL, EUROPEAN HEADQUARTERS ADDRESS	015841	1
3	DECAL, SAWMILL COVERS CAUTION	099220	1
4	DECAL, BLADE TENSION (PICTOGRAM)	099219	1
5	DECAL, BLADE MOVEMENT DIRECTION (PICTOGRAM)	096321	1
6	DECAL, SAWDUST CHUTE WARNING (PICTOGRAM)	099222	1
7	DECAL, EYE PROTECTION WARNING (PICTOGRAM)	S12004G	1

8	DECAL, EAR PROTECTION WARNING (PICTOGRAM)	S12005G	1	
9	DECAL, USE SAFETY BOOTS (PICTOGRAM)	501465	1	
10	DECAL, READ OPERATOR'S MANUAL (PICTOGRAM)	096317	1	
11	DECAL, BLADE ALIGNMENT	P11789	1	
12	DECAL, BLADE TENSION INDICATOR ADJUSTMENT	510643	1	
13	DECAL, MOTOR ROTATION DIRECTION	S20097	1	
14	DECAL, HIGH VOLTAGE INSIDE THE ELECTRIC BOX (PICTOGRAM)	096316	2	
15	DECAL, REMOVE THE PLUG BEFORE OPENING THE BOX (PICTOGRAM)	096319	2	
16	DECAL, CE CERTIFIED SAWMILL	P85070	2	
17	DECAL, RUSSIAN SAFETY CERTIFICATION	099401	1	
18	DECAL, INTERNATIONAL SAWMILL NAME	501466	1	
	DECAL, BLADE SETTING	P85066	1	
	DECAL, KEEP AWAY DANGER, PICTOGRAM	099221	1	
	DECAL, MAX. OIL PRESSURE, PICTOGRAM	099524	1	
19	DECAL, LUBRICATE THE CHAIN	512158	1	
20	DECAL, CLEAN THE CHAIN	512240	1	

4.5 LT20DC Saw Head Decals



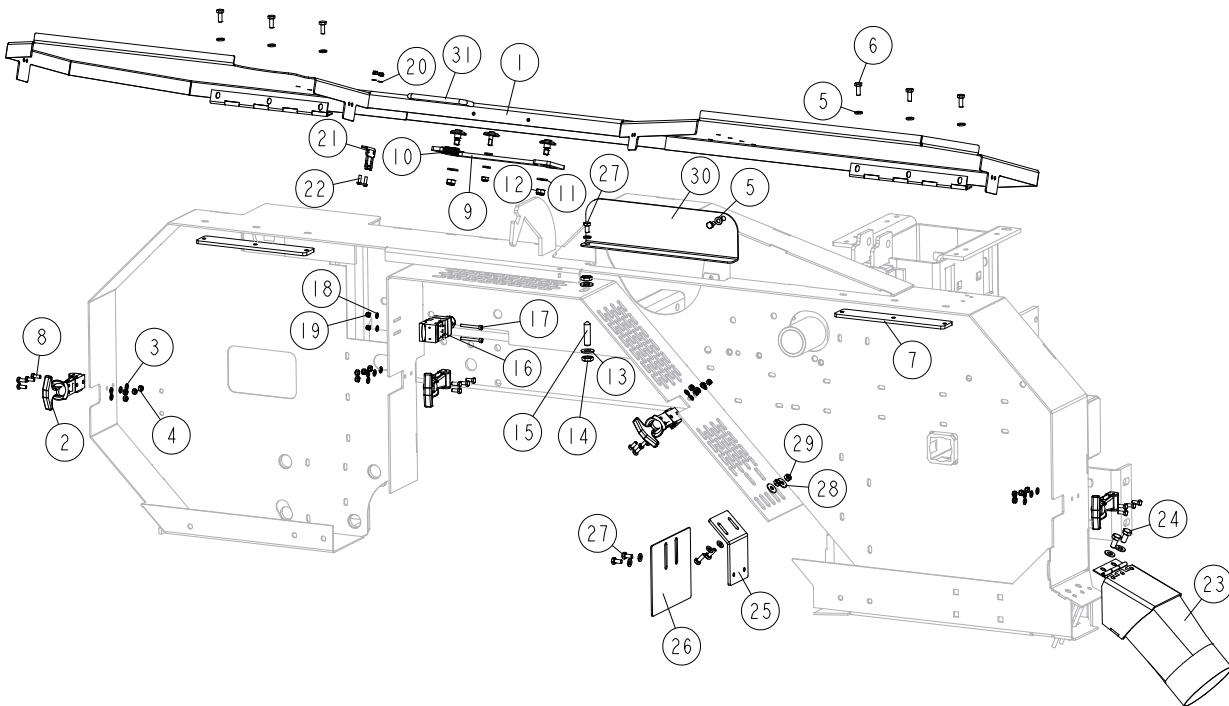
20_063C1

REF.	DESCRIPTION (◆ Indicates Parts Available In Assemblies Only)	PART #	QTY
1	DECAL, LT20 SERIES SAWMILL	092762	1
	PICTOGRAPHIC DECAL KIT, LT20DC	099510	1
2	DECAL, EUROPEAN HEADQUARTERS ADDRESS	015841	1
3	DECAL, SAWMILL COVERS CAUTION	099220	1
4	DECAL, BLADE TENSION (PICTOGRAM)	099219	1
5	DECAL, BLADE MOVEMENT DIRECTION (PICTOGRAM)	096321	1
6	DECAL, SAWDUST CHUTE WARNING (PICTOGRAM)	099222	1
7	DECAL, EYE PROTECTION WARNING (PICTOGRAM)	S12004G	1
8	DECAL, EAR PROTECTION WARNING (PICTOGRAM)	S12005G	1

9	DECAL, USE SAFETY BOOTS (PICTOGRAM)	501465	1	
10	DECAL, READ OPERATOR'S MANUAL (PICTOGRAM)	096317	1	
11	DECAL, BLADE ALIGNMENT	P11789	1	
12	DECAL, BLADE TENSION INDICATOR ADJUSTMENT	510643	1	
13	DECAL, KEEP AWAY - HOT PARTS (PICTOGRAM)	086099	1	
14	DECAL, CE CERTIFIED SAWMILL	P85070	2	
15	DECAL, RUSSIAN SAFETY CERTIFICATION	099401	1	
16	DECAL, INTERNATIONAL SAWMILL NAME	501466	1	
	DECAL, BLADE SETTING	P85066	1	
	DECAL, KEEP AWAY DANGER, PICTOGRAM	099221	1	
	DECAL, MAX. OIL PRESSURE, PICTOGRAM	099524	1	
17	REFLECTOR, 2 DIA RED (MOBILE SAWMILLS ONLY)	521701	1	
18	DECAL, LUBRICATE THE CHAIN	512158	1	
19	DECAL, CLEAN THE CHAIN	512240	1	

4.6 Blade Housing Cover

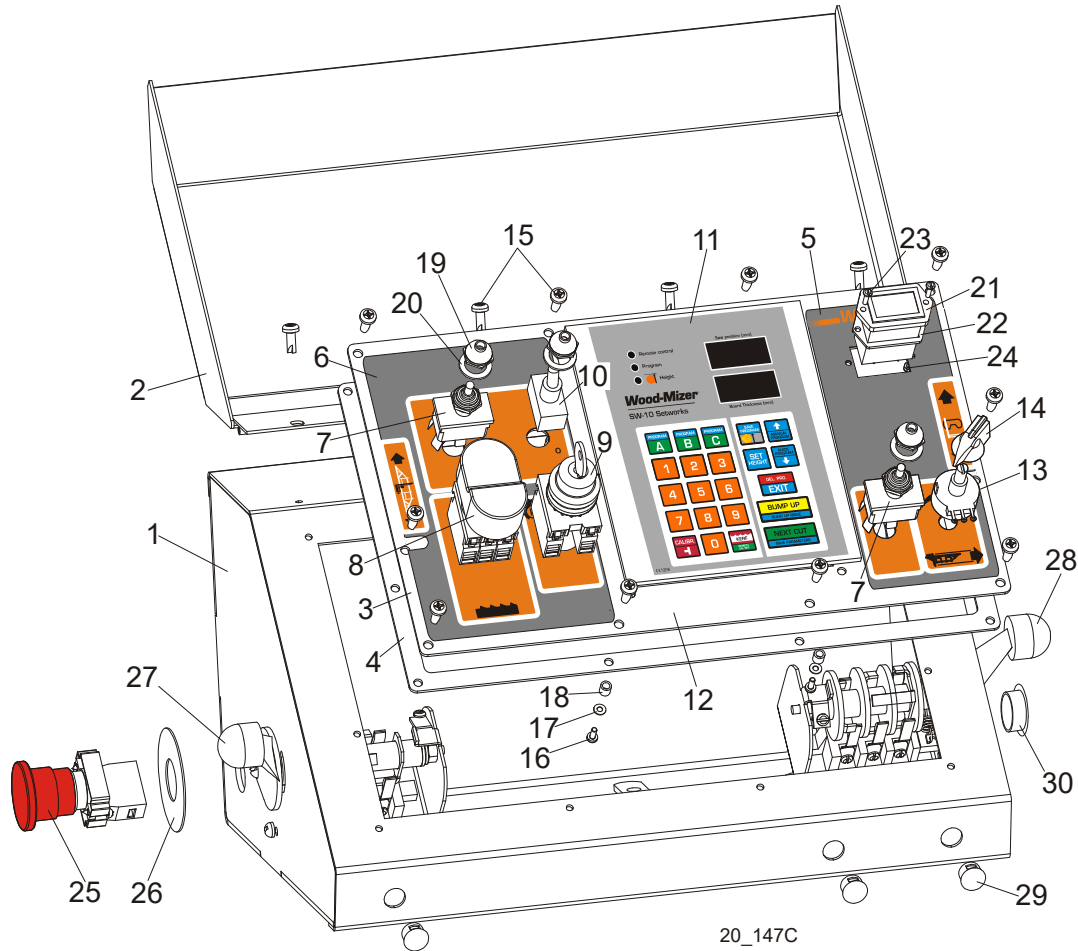
090586_001
090586



REF	DESCRIPTION (u indicates parts available in assemblies only)	PART #	QTY
1	COVER WELDMENT, LT20 BLADE HOUSING	096776-1	1
	COVER WELDMENT, LT20 WIDE BLADE HOUSING	580535	1
2	LATCH, FLEXIBLE DRAW	014829	4
3	WASHER, 5.3 FLAT ZINC	F81052-1	16
4	NUT, M5-8 DIN985 ZINC-PLATED	F81030-2	16
5	WASHER, 6.4 FLAT ZINC	F81053-1	14
6	BOLT, M6X16-5.8 HEX HEAD FULL THREAD ZIN	F81001-15	8
7	PLATE WELDMENT, COVER MOUNT	086701-1	1
8	BOLT, M5X12 8.8 HEX HEAD FULL THREAD ZIN	F81000-5	16
9	PAWL, LOCKING	090643-1	1
10	SPRING, 1.6X12X38 EXTENSION	092208	1
11	WASHER, 8.4 FLAT ZINC	F81054-1	4
12	NUT, M8-8-B HEX NYLON ZINC LOCK	F81032-2	2
13	WASHER, 10.5 FLAT ZINC	F81055-1	2
14	NUT, M10-8-B ZINC HEX	F81033-6	2
15	SCREW, M10 X 40-45H HEX SOCKET SET CONE	F81003-61	1
16	SWITCH, AZ17-11ZRK SAFETY 1	094232	1
17	SCREW, M4X35 8.8 HEX SOCKET HEAD CAP ZIN	F81011-34	2
18	WASHER, 4.3 FLAT ZINC	F81051-2	2

REF	DESCRIPTION (u indicates parts available in assemblies only)	PART #	QTY	
19	NUT, M4-8 HEX NYLON ZINC LOCK	F81029-1	4	
20	KEY, AZ17/170-B5 SAFETY SWITCH 2	094422	1	
21	KEY, AZ17/170-B5 SAFETY SWITCH 2	094422	1	
22	SCREW, M4X12 5,8-B CROSS RECESSED PAN HE	F81011-43	2	
23	CHUTE WELDMENT, SAWDUST	100903-1	1	
24	BOLT, M8X16 -8.8-B HEX HEAD FULL THREAD	F81002-20	2	
25	BRACKET, BLADE GUIDE ROLLER GUARD	092378-1	1	
26	GUARD, BLADE GUIDE ROLLER	092379-1	1	
27	BOLT, M6X12-8.8 HEX HEAD FULL THREAD ZIN	F81001-7	4	
28	WASHER, 6.5 SPECIAL FLAT ZINC	F81053-11	2	
29	NUT, M6-8-B HEX NYLON ZINC LOCK	F81031-2	3	
30	COVER, SAW HEAD MOUNT	096788-1	1	
31	HANDLE, BLADE HOUSING COVER	P08065	1	

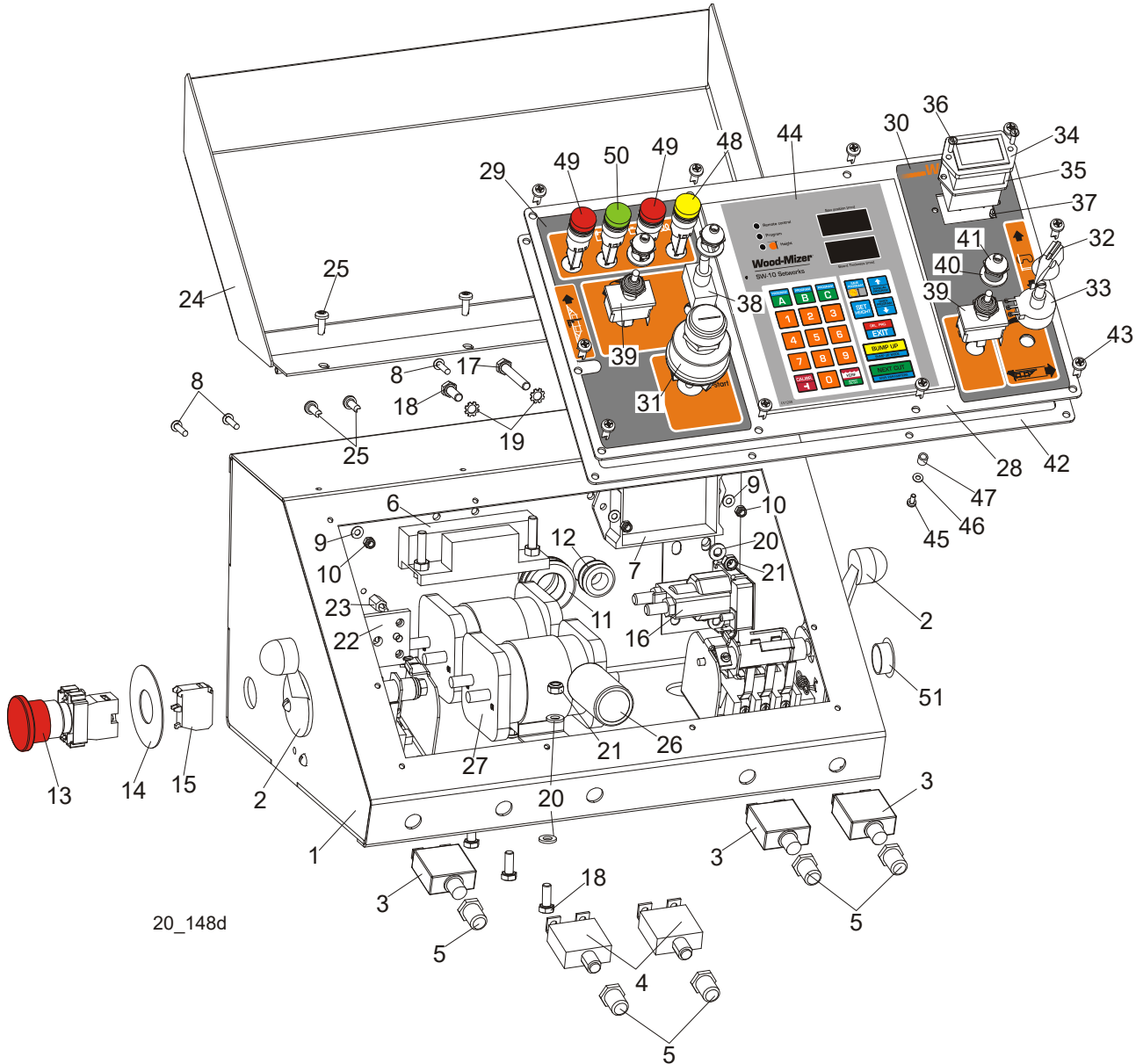
4.7 Control Box (AC Sawmills)



REF.	DESCRIPTION (◆ Indicates Parts Available In Assemblies Only)	PART #	QTY
	CONTROL BOX ASSEMBLY, LT20 AC COMPLETE	097136	1
1	Box Weldment, LT20 AC Control	097134-1	1
2	Cover, LT20 Control Box	097135-1	1
3	Panel, LT20AC Front Control Complete	097131	1
4	Gasket, LT20 Control Box	097132	1
5	Decal, LT20AC/DC Control Box Right	099593	1
6	Decal, LT20AC Control Box Left	099594	1
7	Switch, DPDT Toggle 21A Rev Mom Spade	024200	2
8	Button, 24V Start/Stop	090452	1
	Membrane M22-T-DD	090462	1
9	Switch, M22 3-Position Key	091361	1
	Contact, M22 - K10	091362	2
10	Switch, SPST ON/OFF 15A .25 Tabs Toggle	P03027	1
11	Controller, SW-10 Setworks	500628	1
12	Panel, LT20/40AC Front Control	100572-1	1
13	Potentiometer, 1K Feed Rate	E20519	1
14	Knob, Speed Control	P06257	1

15	Bolt, #10-24x1/2 Ph Pan Hd, Type 23	F05015-17	14	
16	Screw, M3x8 -4.8- Fe/Zn5 PN-M/82202	F81000-83	6	
17	Washer, 3.2 Flat Zinc	F81050-2	6	
18	Tube, 6mm 4.2 long	R80671-4	6	
19	Boot, Toggle Switch	P02575	3	
20	Washer, 1/2x3/4x1/16 Nylon	P05251-1	3	
21	Meter, Hour	093166	1	
22	Gasket, Hour Meter	093346	1	
23	Bolt, M3x12-8.8 Zinc	F81000-12	2	
24	Nut, M3-6 Hex Nylon Zinc Lock	F81028-2	2	
25	Button, XB4 BS542 Emergency Stop	086556	1	
26	Washer, Emergency Stop Switch	086561	1	
27	Switch, 1992GS Pwr/Feed (Service Package)	E20438	1	
28	Switch, 1992 Up/Down (Service Package)	E20440	1	
29	Cap, DP 812 Heyman 12.7 Dia. Hole	086773	3	
30	Cap, SR1086 22.2 Dia. Hole	093544	1	

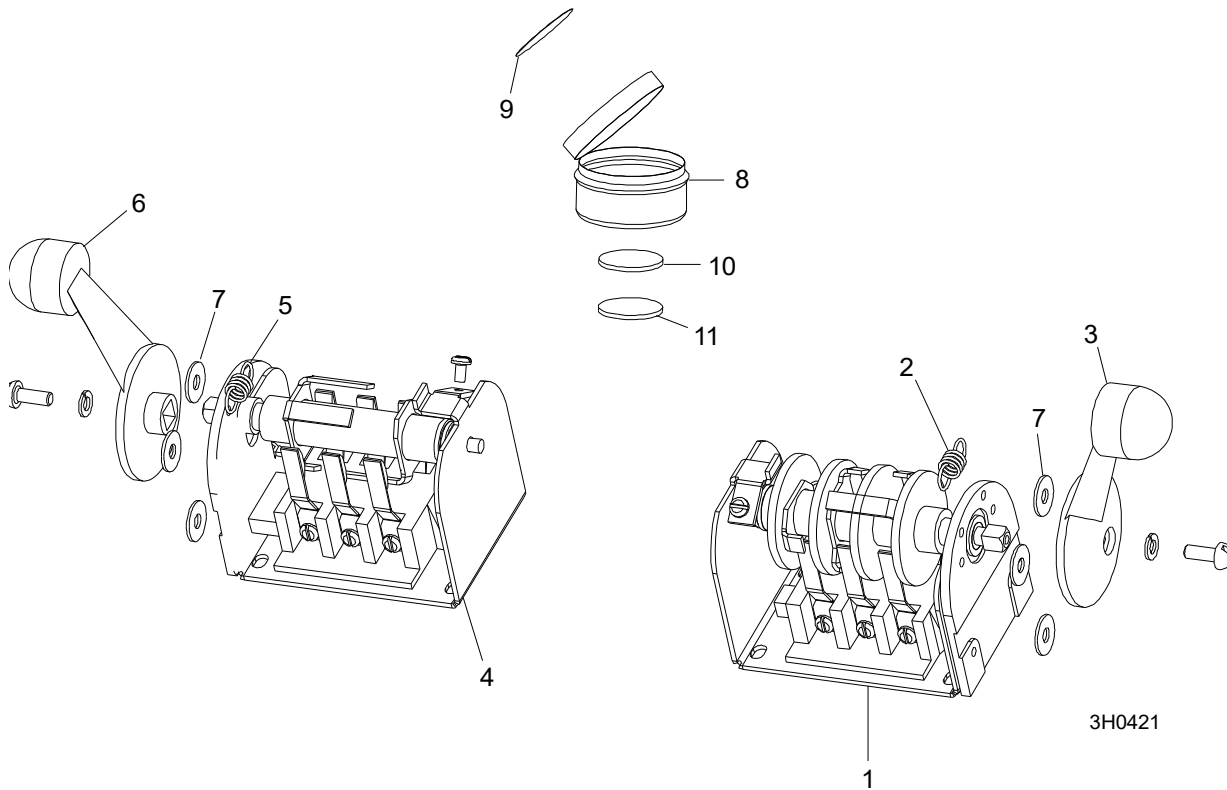
4.8 Control Box (DC Sawmills)



REF.	DESCRIPTION (◆ Indicates Parts Available In Assemblies Only)	PART #	QTY
	CONTROL BOX ASSEMBLY, LT20 DC DIESEL COMPLETE	097167	1
1	Box Weldment, LT20 DC	097165-1	1
2	Switch, 1992GS Pwr/Feed (Service Package)	E20438	2
3	Breaker, 50A Manual Reset Panel Mount	021256	3
4	Breaker, 10A Manual Reset Panel Mount	505374	2
5	Boot, Circuit Breaker	021253	5
6	Module Assy, Mosfet 4x 92-96 P/F	024540	1
7	Control Module Assy, P/F SMT Service '97	024396	1
8	Screw, M4x16 5,8-B Zinc Lock	F81011-42	4
9	Washer, 4.3 Flat Zinc	F81051-2	4

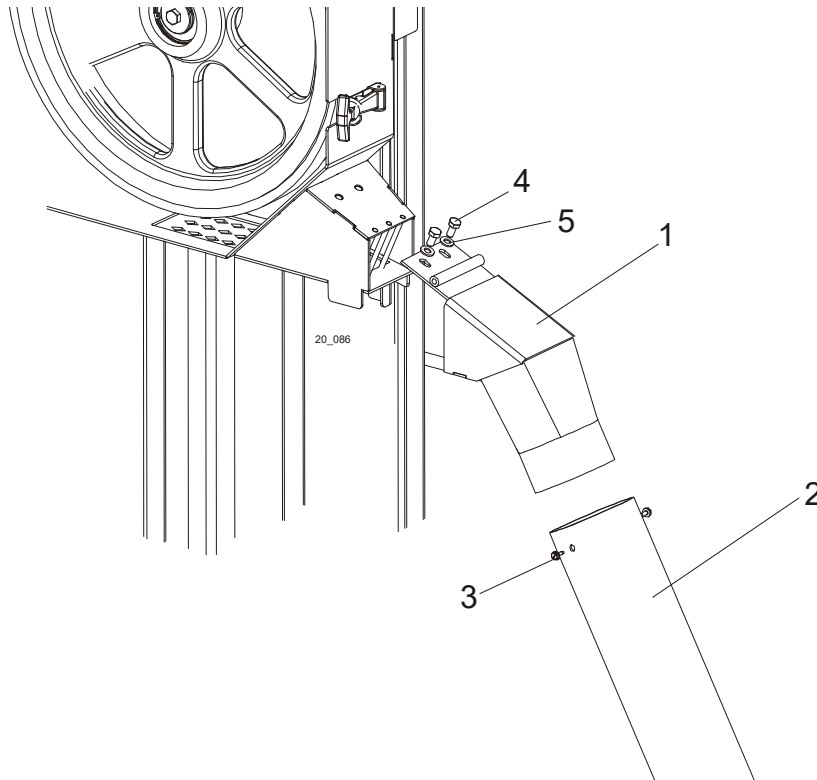
10	Nut, M4-B Hex Nylon Zinc Lock	F81029-1	4	
11	Grommet, 22mm Rubber	087400	1	
12	Grommet, 20/13 Rubber	086188	1	
13	Button, XB4 BS542 Emergency Stop	086556	1	
14	Washer, ZBY9330 Emergency Stop Button	086561	1	
15	Contact, ZBE102	086810	1	
16	Solenoid, 120-943 Hydraulic Shut-Off	P10449	1	
17	Bolt, M6x40-8.8 Hex Head Full Thread Zinc	F81001-5	1	
18	Bolt, M6x16 8.8 Hex Head Full Thread Zinc	F81001-15	6	
19	Washer, 6.4 Exterior Star Lock	F81053-2	2	
20	Washer, 6.4 Flat Zinc	F81053-1	8	
21	Nut, M6-8-B Hex Nylon Lock Zinc	F81031-2	5	
22	Radiator, Diode	091867	1	
23	Spacer, P3/12	R80671-2	4	
24	Cover Weldment, LT20 Complete	097135-1	1	
25	Bolt, #10-24x1/2 Ph Pan Hd, Type 23	F05015-17	6	
26	Capacitor, 10000/63V Elektrolytic	091166	1	
27	Solenoid, 200A 12V DPST	015417	2	
	Panel, LT20DC Front Complete	097163	1	
28	Panel, LT20/40DC Front	100573-1	1	
29	Decal, LT20DC Control Box Left	099592	1	
30	Decal, LT20AC/DC Control Box Right	099593	1	
31	Switch, Key	P04350	1	
32	Knob, Speed Control	P06257	1	
33	Potentiometer, 1k	E20519	1	
34	Meter, Hour	093166	1	
35	Gasket, Hour Meter	093346	1	
36	Bolt, M3x12-8.8 Zinc	F81000-12	2	
37	Nut, M3-6 Hex Nylon Zinc Lock	F81028-2	2	
38	Switch, SPST On/Off 15A .25 Tabs Toggle	P03027	1	
39	Switch, DPDT Toggle 21A Rev Mom Spade	024200	2	
40	Washer, 1/2x3/4x1/16 Nylon	P05251-1	3	
41	Boot, Toggle Switch	P02575	3	
42	Gasket, LT20 Control Box	097132	1	
43	Bolt, #10-24x1/2 Ph Pan Hd, Type 23	F05015-17	10	
44	Controller, SW-10 Setworks	500628	1	
45	Screw, FH ST 3,5x6,5 A4	F81000-82	6	
46	Washer, 3.2 Flat Zinc	F81050-2	6	
47	Spacer, 4.2x6mm Idler	R80671-4	6	
48	Light, XB6AV5BB Yellow	089812	1	
49	Light, XB6AV4BB Red	091099	2	
50	Light, XB6AV3BB Green	087348	1	
51	Cap, SR1086 22.2 Dia. Hole	093544	1	

4.9 Drum Switches



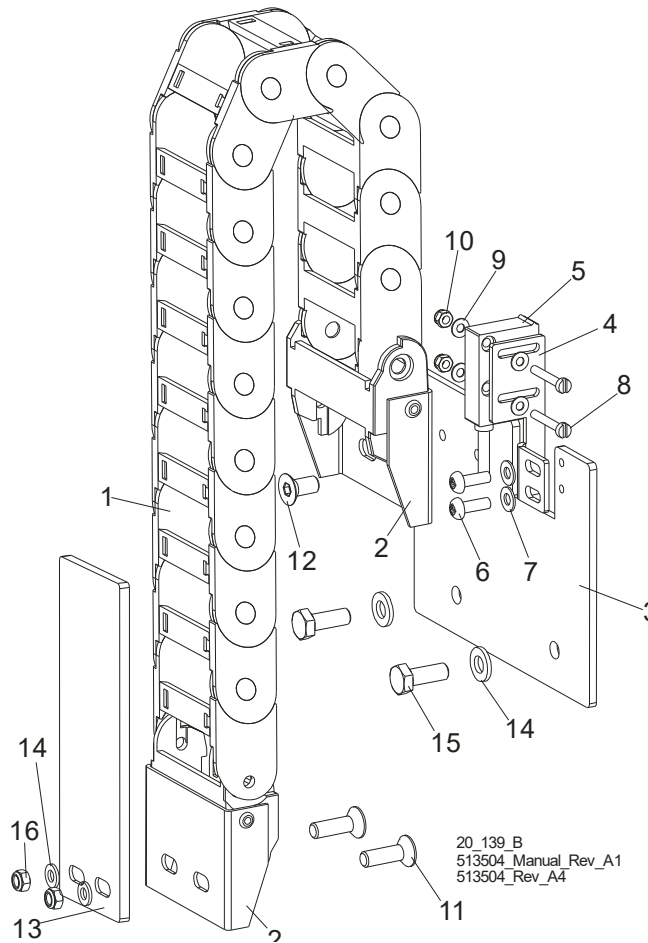
REF.	DESCRIPTION (◆ Indicates Parts Available In Assemblies Only)	PART #	QTY	
	SWITCH ASSEMBLY, UP/DOWN DRUM	E20440	1	
1	Switch, Drum	E20440-B	1	◆
2	Spring, Drum Switch	P12570	1	
3	Handle, Drum Switch w/Screws	P12500	1	
	SWITCH ASSEMBLY, POWER FEED DRUM	E20438	1	
4	Switch, Drum	E20438-B	1	◆
5	Spring, Drum Switch	P12570	1	
6	Handle, Drum Switch w/Screws	P12500	1	
7	WASHER, #8 SAE FLAT	F05011-41	6	
	CUP ASSEMBLY, DRUM SWITCH GREASE	A20463	1	
8	Cup, Plastic Container	P20464	1	◆
9	Label, Grease Cup	P20467	1	
10	Pad, Velcro Loop	P20466	1	◆
11	Pad, Velcro Hook	P20465	1	◆
	Grease, Drum Switch	P20468	.011ml	◆

4.10 Sawdust Chute



REF.	DESCRIPTION (◆ Indicates Parts Available In Assemblies Only)	PART #	QTY	
1	CHUTE WELDMENT, SAWDUST	100903-1	1	
2	TUBE, SAWDUST CHUTE RUBBER	R02336	1	
3	SCREW, #10-24 X 1/2 SELF-TAPPING	F05015-7	2	
4	BOLT, M8x16	F81002-20	2	
5	WASHER, 8.4 ZINC FLAT	F81054-1	2	

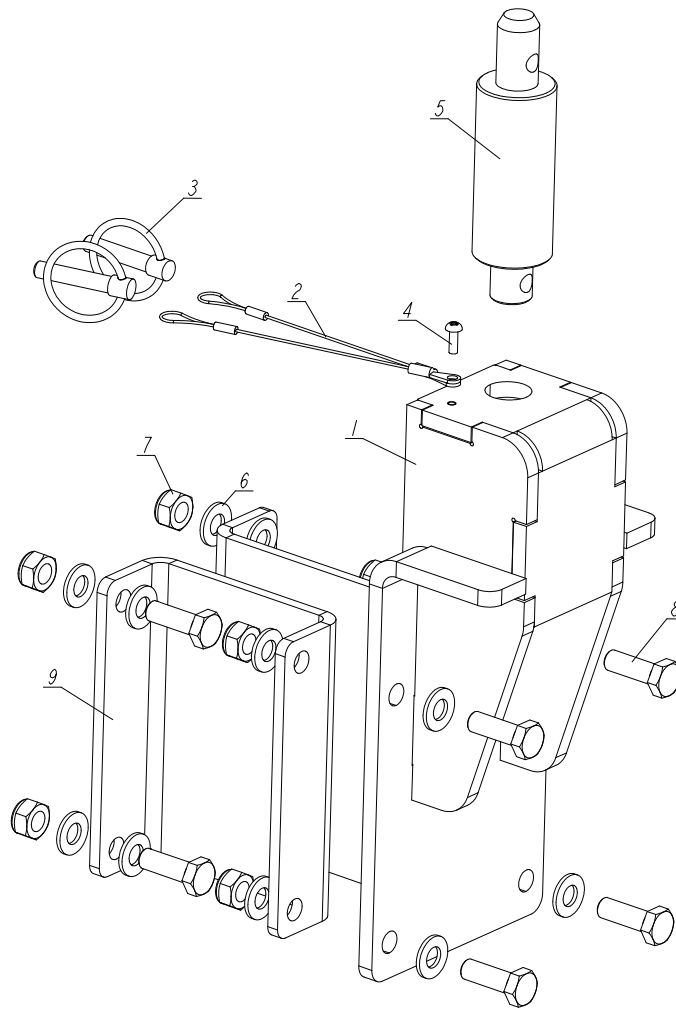
4.11 Up/Down Cable Chain Assembly



REF.	DESCRIPTION (◆ Indicates Parts Available In Assemblies Only)	PART #	QTY
1	Harness Guide, 1450.050.075.0	512944	1
	HARNESS GUIDE AND SENSOR ASSEMBLY	098052	1
2	Bracket, 14050, 12PZ Mount	512945	1
3	Mounting Plate, Harness and Sensor Assy.	096067-1	1
4	Bracket, Sensor Mount	096068-1	1
5	Sensor, MSK-320	096014	1
6	Screw, M4x12-5.8-B Zinc	F81011-43	2
7	Washer, 4.3 Zinc	F81051-2	2
8	Screw, M3x20-5.8-A Zinc	F81000-8	2
9	Washer, 3.2 Zinc	F81050-2	4
10	Nut, M3-6 Zinc	F81028-2	2
11	Screw, M6x20-10.9 Fe/Zn5 DIN-7991 Flat Socket Head Cap Zinc	F81001-17	2
12	Screw, M6x12-10.9 DIN7991 Flat Socket Head Cap Zinc	F81001-54	2
13	Plate, Guide Mount	098662-1	1
14	Washer, 6.4 Flat Zinc	F81053-1	2
15	Bolt, M6 x 16 8.8 Hex Head Full Thread Zinc	F81001-15	2

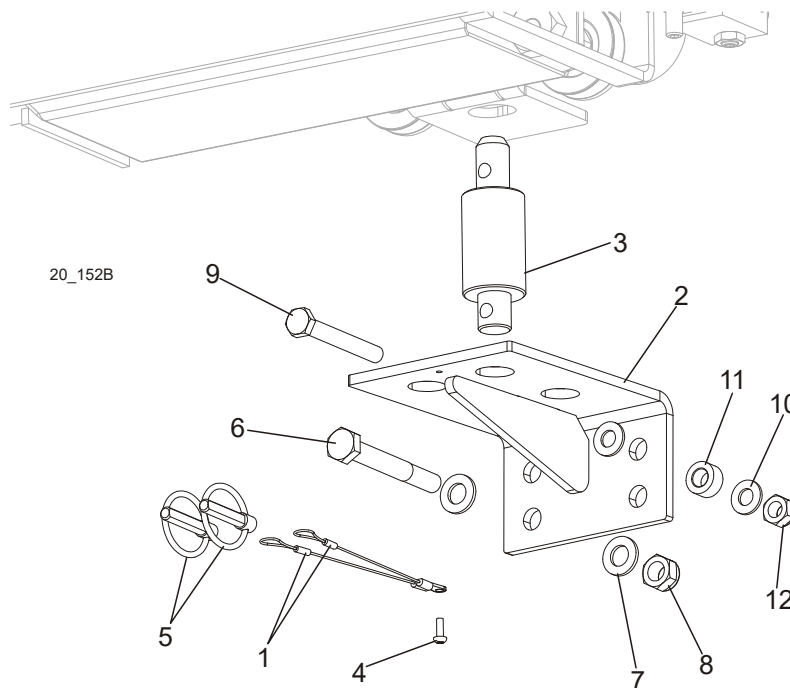
4.12 Saw Head Transport Bracket

532230_001
532230_MANUAL



REF	DESCRIPTION (u indicates parts available in assemblies only)	PART #	QTY
-	BRACKET, HEAD MOBILE LT20	532230	1
1	BRACKET, SAW HEAD REST	532215-1	1
2	LANYARD, 3/64 X 6"	016030	2
3	PIN, 8 BN914 (BOSSARD 1364650) LOCK	F81046-2	2
4	SCREW, M4X12-5.8-B CROSS RECESSED PAN HE	F81011-43	1
5	PIN, LT20 SAW HEAD REST	097935-1	1
6	WASHER, 10.5 FLAT ZINC	F81055-1	16
7	NUT, M10-8-B NYLON HEX ZINC LOCK	F81033-1	8
8	BOLT, DIN 933-M10X30 8.8-A2E	F81003-111	7
9	SPACER BRACKET HEAD LT20	533961-1	2

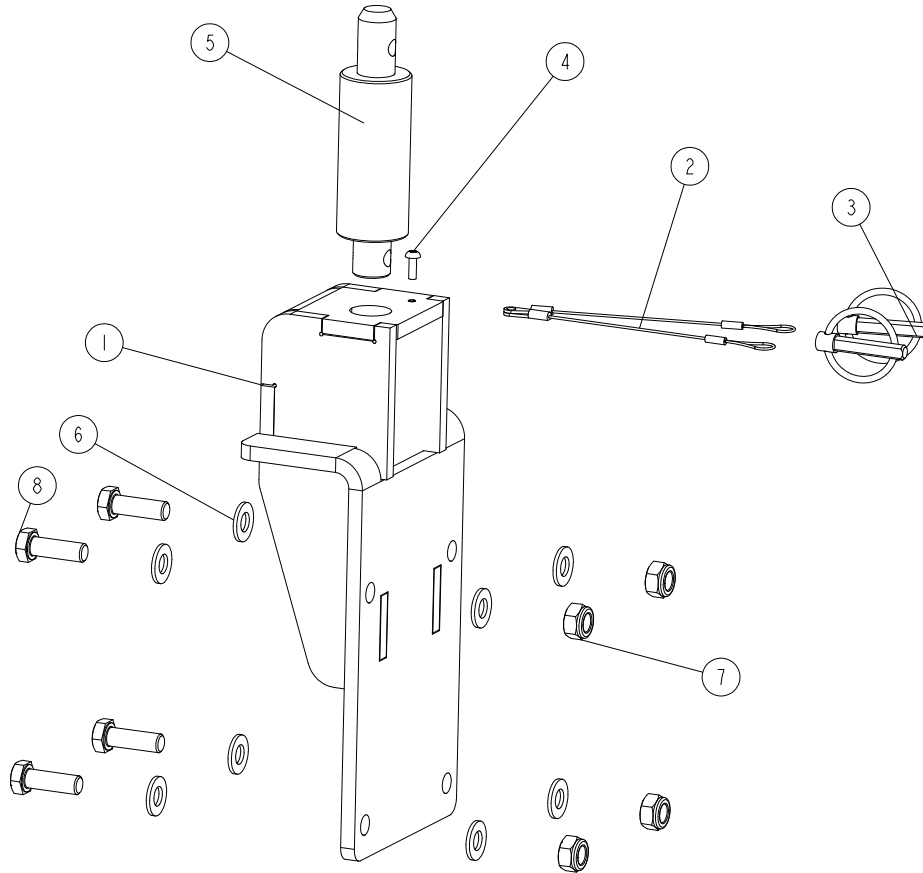
4.13 Saw Head Rest Pin Assembly (LT20ME15SAH7-2.2 Sawmills)



REF.	DESCRIPTION (◆ Indicates Parts Available In Assemblies Only)	PART #	QTY
	BRACKET, LT20 SAW HEAD REST PIN COMPLETE	097936	1
1	LANYARD, 3/64 X 6	016030	2
2	BRACKET, LT20 SAW HEAD REST PIN	092699-1	1
3	PIN, LT20 SAW HEAD REST	097935-1	1
4	SCREW, M4x12 5,8-B CROSS RECESSED PAN HEAD	F81011-43	1
5	PIN, 8 BN914 (BOSSARD 134650) LOCK	F81046-2	2
6	BOLT, M12x95 -8.8- HEX HEAD ZINC-PLATED	F81004-29	1
7	WASHER, 13 FLAT ZINC	F81056-1	2
8	NUT, M12-8 HEX NYLON ZINC LOCK	F81034-2	1
9	BOLT, M10 X 80 -8.8- FE/ZN5 HEX HEAD	F81003-50	1
10	WASHER, 10.5 FLAT ZINC	F81055-1	2
11	BUSHING, ZINC-PLATED SPACER	090936-1	1
12	NUT, M10-8-B HEX NYLON ZINC LOCK	F81033-1	1

4.14 Saw Head Rest Pin Assembly (mobile sawmills)

540141_001
540141



REF.	DESCRIPTION (*Indicates Parts Available In Assemblies Only)	PART#	QTY
-	KIT, SAW HEAD REST PIN - COMPLETE (mobile sawmills)	540141	1
1	BRACKET, SAW HEAD REST	532215-1	1
2	LANYARD, 3/64 X 6	016030	2
3	PIN, 8 BN914 (BOSSARD 134650) LOCK	F81046-2	2
4	SCREW, M4x12 5,8-B CROSS RECESSED PAN HEAD	F81011-43	1
5	PIN, SAW HEAD REST, LT20 PTD.	097935-1	1
6	WASHER, 10.5 FLAT ZINC	F81055-1	8
7	NUT, M10-8-B HEX NYLON ZINC LOCK	F81033-1	4
8	BOLT DIN 933-M10X30 8.8-A2E	F81003-111	4

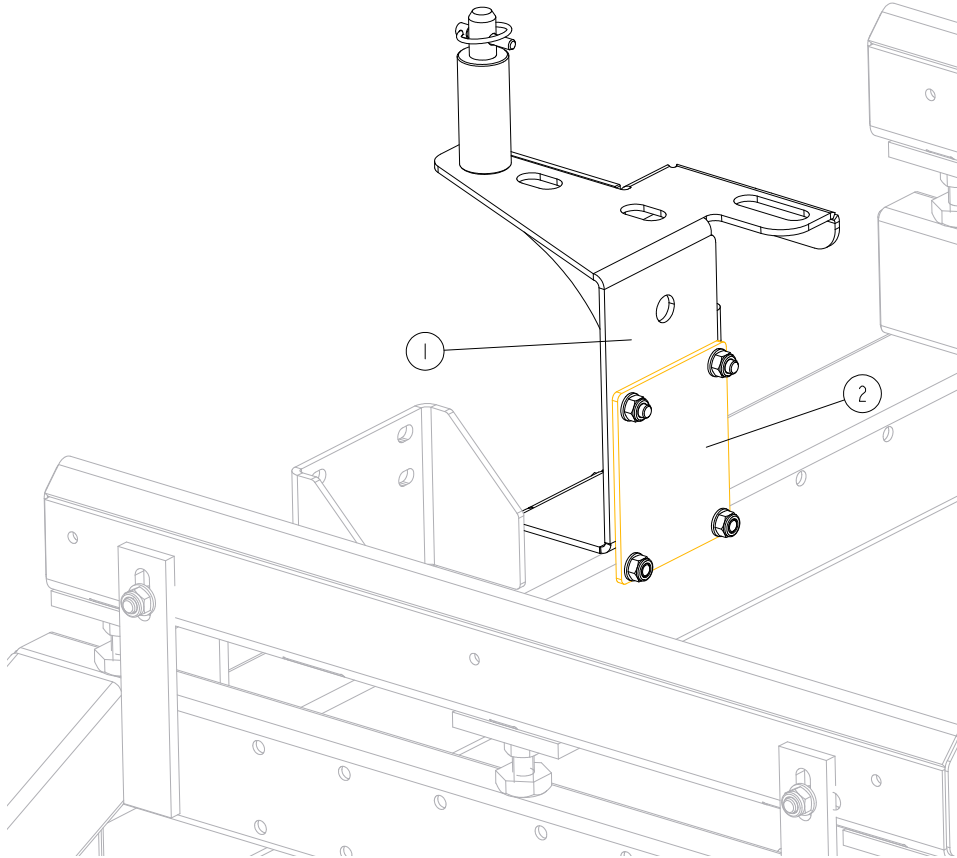
4

Saw Head

Saw Head Rest Bracket. Plate Mount.

4.15 Saw Head Rest Bracket. Plate Mount.

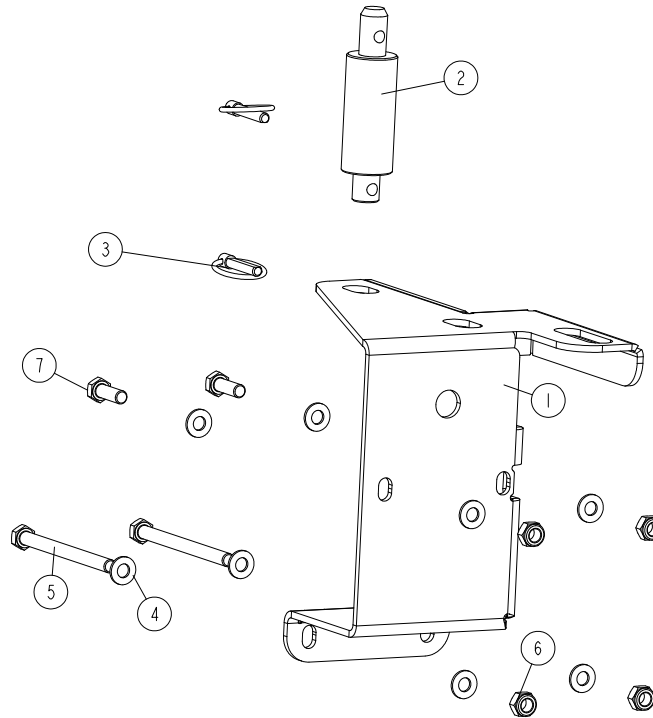
LT70ME20SAH3-WSWR_001
 LT70ME20SAH3-WSWR_MANUAL



RE.	DESCRIPTION (◆ Indicates Parts Available In Assemblies Only)	PART #	QTY	
1	BRACKET, LT SAWMILL SAW HEAD REST See Section 4.16	546306	1	
2	PLATE, MOUNT	087055-1	1	

4.16 LT Sawmill Saw Head Rest Bracket

546306_001
 546306_MANUAL



REF.	DESCRIPTION (◆ Indicates Parts Available In Assemblies Only)	PART #	QTY
-	BRACKET, LT SAWMILL SAW HEAD REST	546306	1
1	PLATE, SAW HEAD REST BRACKET	546307-1	1
2	PIN, SAW HEAD REST, LT20 PTD.	097935-1	1
3	PIN, 8 BN914 (BOSSARD 134650) LOCK	F81046-2	2
4	WASHER, 10.5 FLAT ZINC	F81055-1	8
5	BOLT, M10x125-8.8 HEX HEAD ZINC	F81003-18	2
6	NUT, M10-8-B NYLON HEX ZINC LOCK	F81033-1	4
7	BOLT, M10X30-8.8 HEX HEAD FULL THREAD ZINC	F81003-2	2

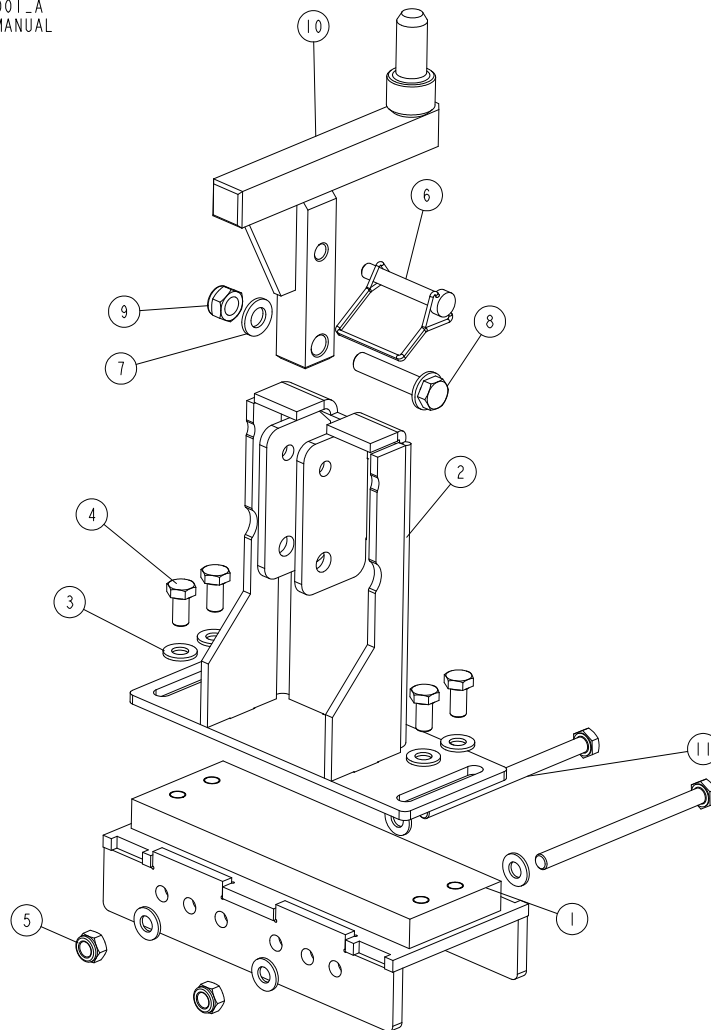
4

Saw Head

Saw Head Support Bracket (New M-type Frame, Mobile Sawmills)

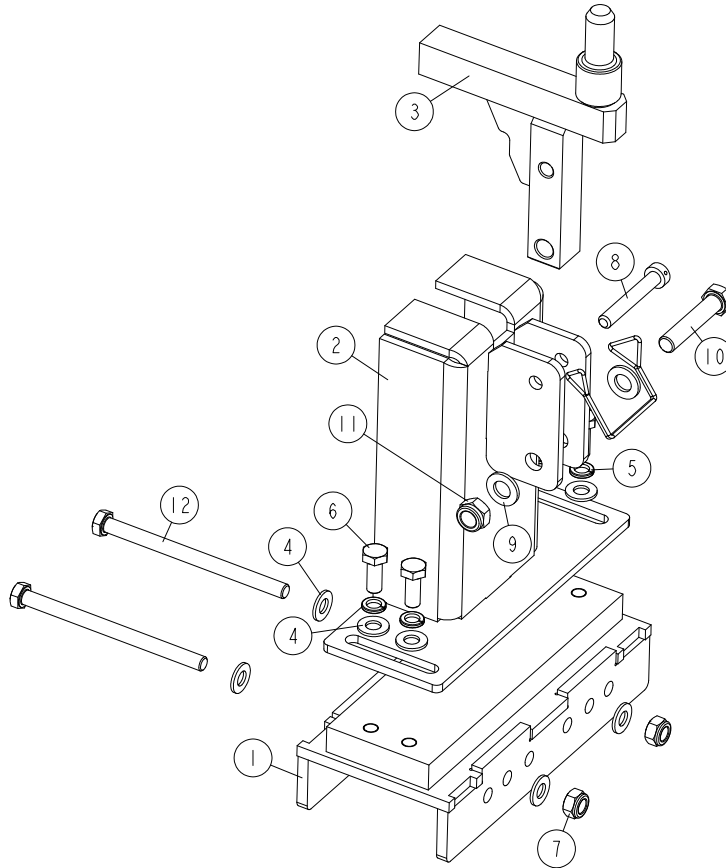
4.17 Saw Head Support Bracket (New M-type Frame, Mobile Sawmills)

555183_001_A
555183_MANUAL



REF	DESCRIPTION (u indicates parts available in assemblies only)	PART #	QTY
-	BRACKET, LT20 SAW HEAD SUPPORT ("M" FRAM	555183	1
1	BASE, SAW HEAD BRACKET LT20/40/70	545600-1	1
2	MOUNT WELDMENT, LT20/40/70 SAW HEAD REST	545618-1	1
3	WASHER, 10.5 FLAT ZINC	F81055-1	8
4	BOLT, ISO 4017-M10X20-8.8-A2E HEX HEAD F	F81003-53	4
5	NUT, M10-8-B HEX NYLON ZINC LOCK	F81033-1	2
6	PIN, 3/8X2 1/4 SNAP	014151	1
7	WASHER, 13 FLAT ZINC	F81056-1	2
8	BOLT, M12X60-8.8 HEX HEAD ZINC	F81004-5	1
9	NUT, M12-8 HEX NYLON ZINC LOCK	F81034-2	1
10	PIN WELDMENT, LT40 SAW HEAD REST	555234-1	1
11	BOLT, M10X140-10.9 HEX HEAD ZINC	F81003-180	2

4.18 Saw Head Support Bracket, LT20 Wide - "M" Frame

580640_001
580640

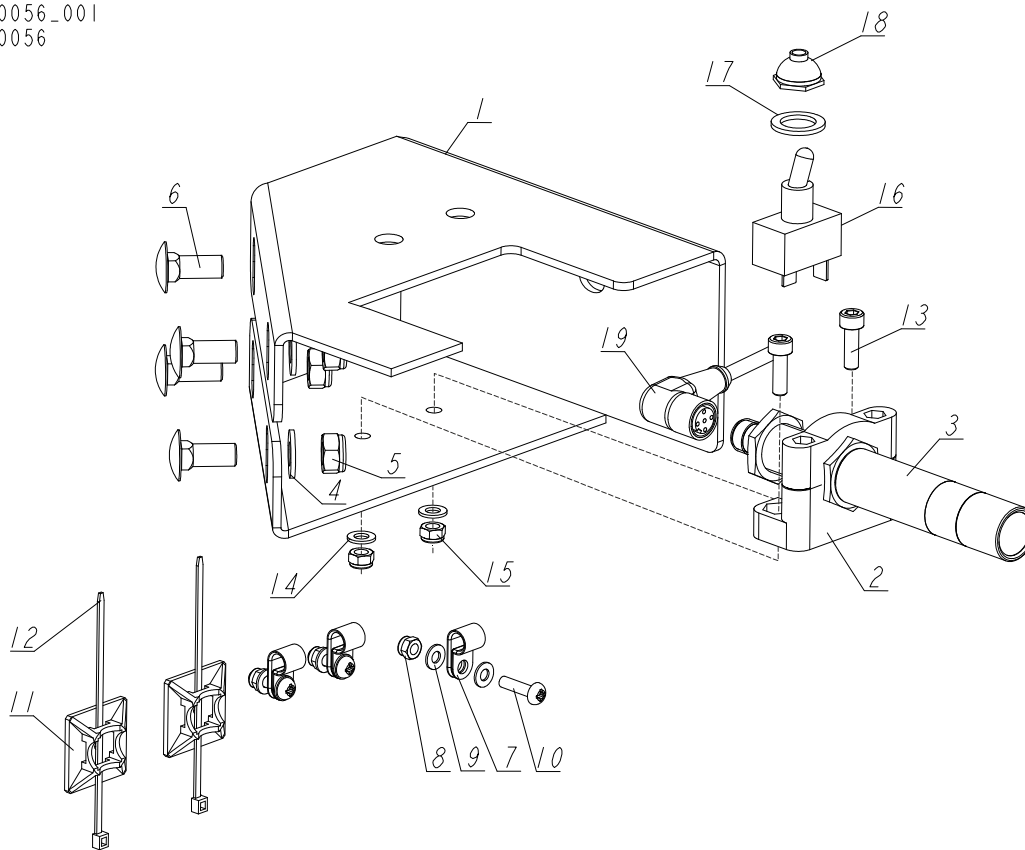
REF	DESCRIPTION (u indicates parts available in assemblies only)	PART #	QTY
-	BRACKET, LT20 WIDE SAWMILL HEAD REST - M FRAME	580640	1
1	BASE, SAW HEAD BRACKET LT20/40/70	545600-1	1
2	BASE, LT20 WIDE SAW HEAD	580643-1	1
3	PIN, LT20 WIDE SAW HEAD REST	580642-1	1
4	WASHER, 10.5 FLAT ZINC	F81055-1	8
5	WASHER, Z 10.2 SPLIT LOCK ZINC	F81055-2	4
6	BOLT, M10X25 8.8 HEX HEAD FULL THREAD	F81003-31	4
7	NUT, M10-8-B HEX NYLON ZINC LOCK	F81033-1	2
8	PIN, 3/8X2 1/4 SNAP	014151	1
9	WASHER, 13 FLAT ZINC	F81056-1	2
10	BOLT, M12X60-8.8 HEX HEAD ZINC	F81004-5	1
11	NUT, M12 8 HEX NYLON ZINC LOCK	F81034-2	1
12	BOLT, M10X140-10.9 HEX HEAD ZINC	F81003-180	2

4 Saw Head

LT20 Laser Sight

4.19 LT20 Laser Sight

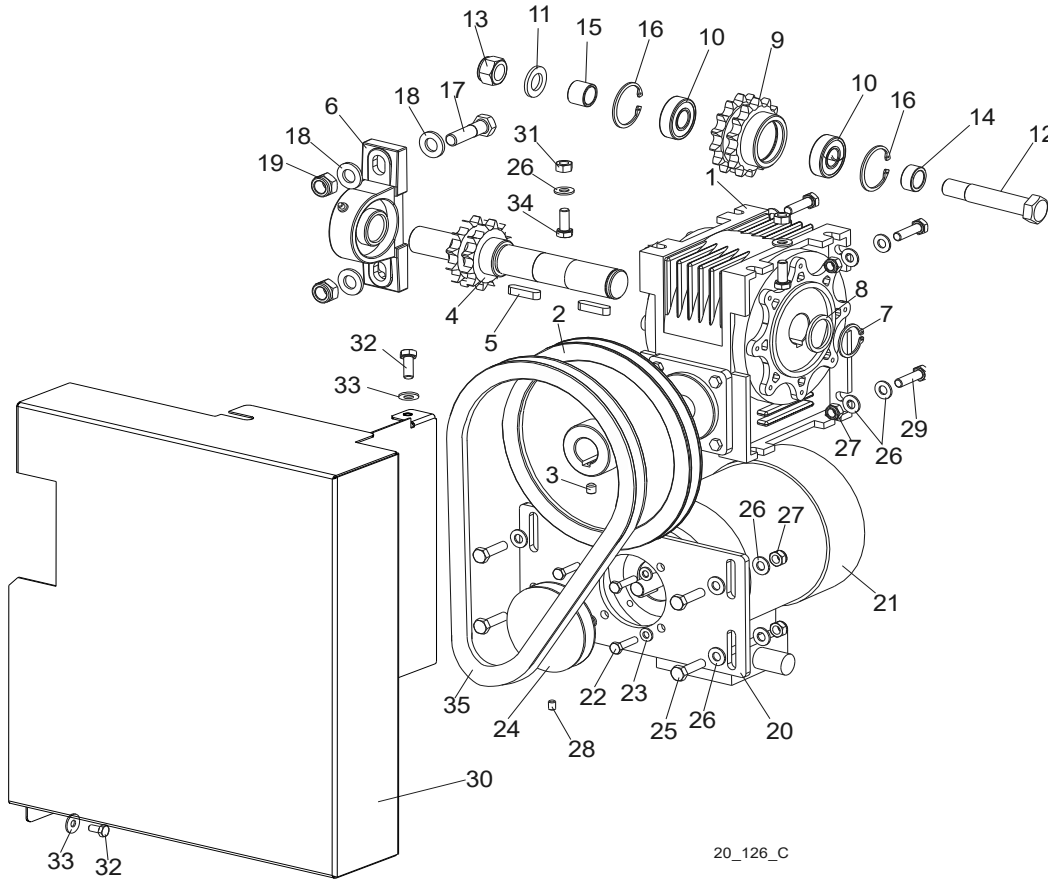
550056_001
550056



REF.	DESCRIPTION (◆ Indicates Parts Available In Assemblies Only)	PART #	QTY
-	LASER SIGHT, LT20 COMPLETE	550056	1
1	BRACKET, LT20 LASER MOUNT	550055-1	1
2	BRACKET, SMB 18SF LASER SWIVEL	503469	1
3	LASER, Z5M18B-F-532-IG90 GREEN LINE	501025	1
4	WASHER, 8.4 FLAT ZINC	F81054-1	4
5	NUT, M8-8-B HEX NYLON ZINC LOCK	F81032-2	4
6	BOLT, M8x20-8.8 CARRIAGE ZINC	F81002-11	4
7	ELEMENT, EE63 MOUNTING	F81080-4	3
8	NUT, M4-8 HEX NYLON ZINC LOCK	F81029-1	3
9	WASHER, 4.3 FLAT ZINC	F81051-2	6
10	SCREW, M4x16 5.8-B CROSS RECESSED PAN HEAD ZINC	F81011-42	3
11	ELEMENT, E9S SELF-ADHESIVE MOUNT	087695	2
12	TIE, TK 9/3 CABLE	F81082-4	2
13	SCREW, M5x16-8.8 HEX SOCKET HEAD CAP ZINC	F81000-25	2
14	WASHER, 5.3 FLAT ZINC	F81052-1	2
15	NUT, M5-8 DIN985 ZINC-PLATED	F81030-2	2
16	SWITCH, TOGGLE	P03027	1
17	WASHER, 1/2X3/4X1/16 NYLON	P05251-1	1
18	BOOT, TOGGLE SWITCH	P02575	1
19	CABLE, 5M SAFETY SWITCH	087652	1

SECTION 5 UP/DOWN ASSEMBLY

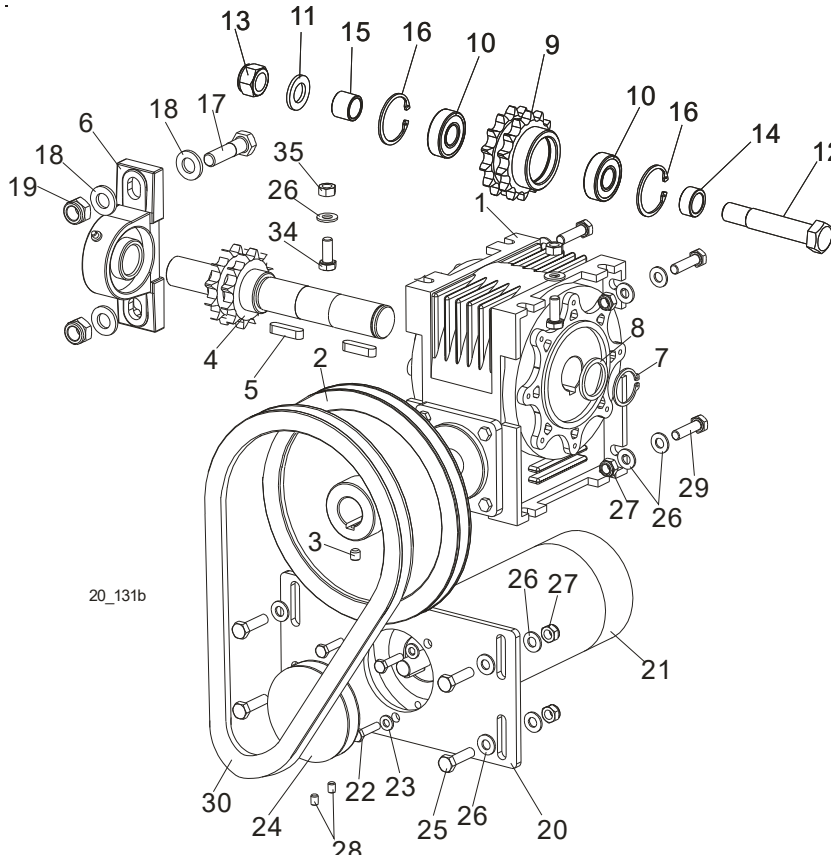
5.1 Up/Down Assembly, AC Mills



REF.	DESCRIPTION (◆ Indicates Parts Available In Assemblies Only)	PART #	QTY	
	MOTOR ASSEMBLY, LT20 AC UP/DOWN	098300	1	◆
	Motor Assembly, LT20 Up/Down	098299	1	
1	Box, R-63/66/F1/B3 Gear	097786	1	
2	Pulley, LT20	091078-1	1	
3	Screw, M8x8-33H Hex Socket Set Flat Point	F81014-1	1	
4	Shaft, LT20 Up/Down w/Sprocket	512249-1	1	
5	Key, A8x7x32 Parallel	088564	2	
6	Bearing Assembly, UCP 205CX	088468	1	
7	Ring, Z28 Outside Retaining	F81090-12	1	
8	Washer	098351	1	
	Sprocket Assembly	512276	2	
9	Sprocket, ULMER T08260	512247-1	1	
10	Spacer, Drive Bearing	098166	2	
11	Washer, M16 Flat Zinc	F81058-1	2	
12	Pin, Up/Down Drive Shaft	098289-1	1	
13	Nut, M16-8 Hex Nylon Zinc Lock	F81036-2	1	

14	BUSHING, D42 BELT TENSIONER SPACER ZINC-PL.	087965-1	1	
15	BUSHING, UP/DOWN SPROCKET SPACER ZINC-PL.	088792-1	1	
16	RING, W40 INSIDE RETAINING	F81090-3	2	
17	Bolt, M12x45-8.8 Hex Head Zinc	F81004-32	2	
18	Washer, 13 Flat Zinc	F81056-1	4	
19	Nut, M12-8 Hex Nylon Zinc Lock	F81034-2	2	
	Motor Assembly, LT20 AC Up/Down	091302	1	
20	Plate, LT20AC Up/Down Motor Mount	098355-1	1	
21	Motor, SKh 71- 4B2 RAL 9005	091304	1	
22	Bolt, M6x25-5.8 Hex Head Full Thread Zinc	F81001-3	4	
23	Washer, 6.4 Flat Zinc	F81053-1	4	
24	Pulley, LT20 Power Feed Gear Box	090699-1	1	
25	Bolt, M8x30-5.8 Hex Head Full Thread Zinc	F81002-2	4	
26	Washer, 8.4 Flat Zinc	F81054-1	18	
27	Nut, M8-8-B Hex Nylon Zinc Lock	F81032-2	8	
28	Screw, M6x8 Hex Socket Set Flat Point Zinc	F81013-1	1	
29	Bolt, M8x30-8.8-B Hex Head Full Thread Zinc	F81002-7	4	
30	Guard, Up/Down Front	517500-1	1	
31	Nut, M8-8-B Hex Zinc	F81032-1	2	
32	Bolt, M6x12-8.8 Hex Head Full Thread Zinc	F81001-7	2	
33	Washer, 6.5 Special Flat Zinc	F81053-11	2	
34	Bolt, M8x20-5.8 Hex Head Full Thread Zinc	F81002-1	2	
35	V-Belt, HA-800 (Kleberg)	091086	1	

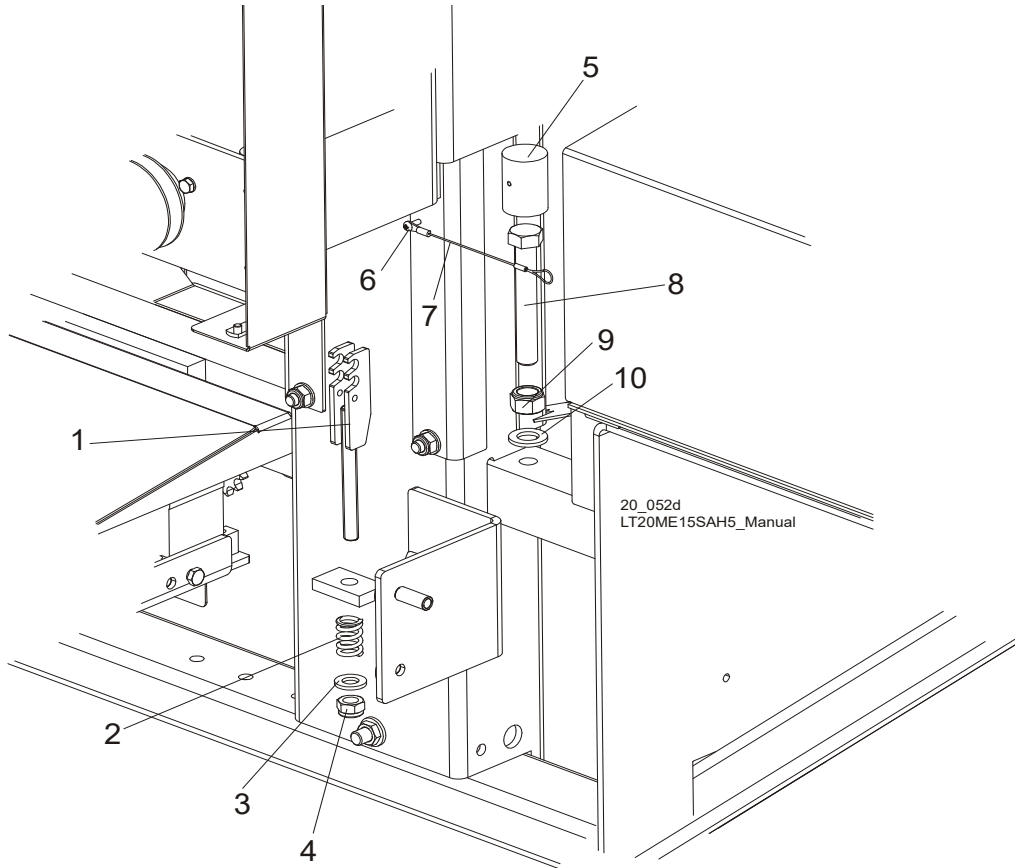
5.2 Up/Down Assembly, DC Mills



REF.	DESCRIPTION (◆ Indicates Parts Available In Assemblies Only)	PART #	QTY	
	MOTOR ASSEMBLY, LT20 DC UP/DOWN	098346	1	◆
	Motor Assembly, LT20 Up/Down	098299	1	
1	Box, R-63/66/F1/B3 Gear	097786	1	
2	Pulley, LT20	091078-1	1	
3	Screw, M8x8-33H Hex Socket Set Flat Point	F81014-1	1	
4	Shaft, LT20 Up/Down w/Sprocket	512249-1	1	
5	Key, A8x7x32 Parallel	088564	2	
6	Bearing Assembly, UCP 205CX	088468	1	
7	Ring, Z28 Outside Retaining	F81090-12	1	
8	Washer	098351	1	
	Sprocket Assembly	512276	2	
9	Sprocket, ULMER T08260	512247-1	1	
10	Spacer, Drive Bearing	098166	2	
11	Washer, 17 Flat Zinc	F81058-1	2	
12	Pin, Up/Down Drive Shaft	098289-1	1	
13	Nut, M16-8 Hex Nylon Zinc Lock	F81036-2	1	
14	Bushing, D42 Belt Tensioner Spacer Zinc-pl.	087965-1	1	
15	Bushing, Up/down Sprocket Spacer Zinc-pl.	088792-1	1	
16	Ring, W40 Inside Retaining	F81090-3	2	
17	Bolt, M12x45-8.8 Hex Head Zinc	F81004-32	2	

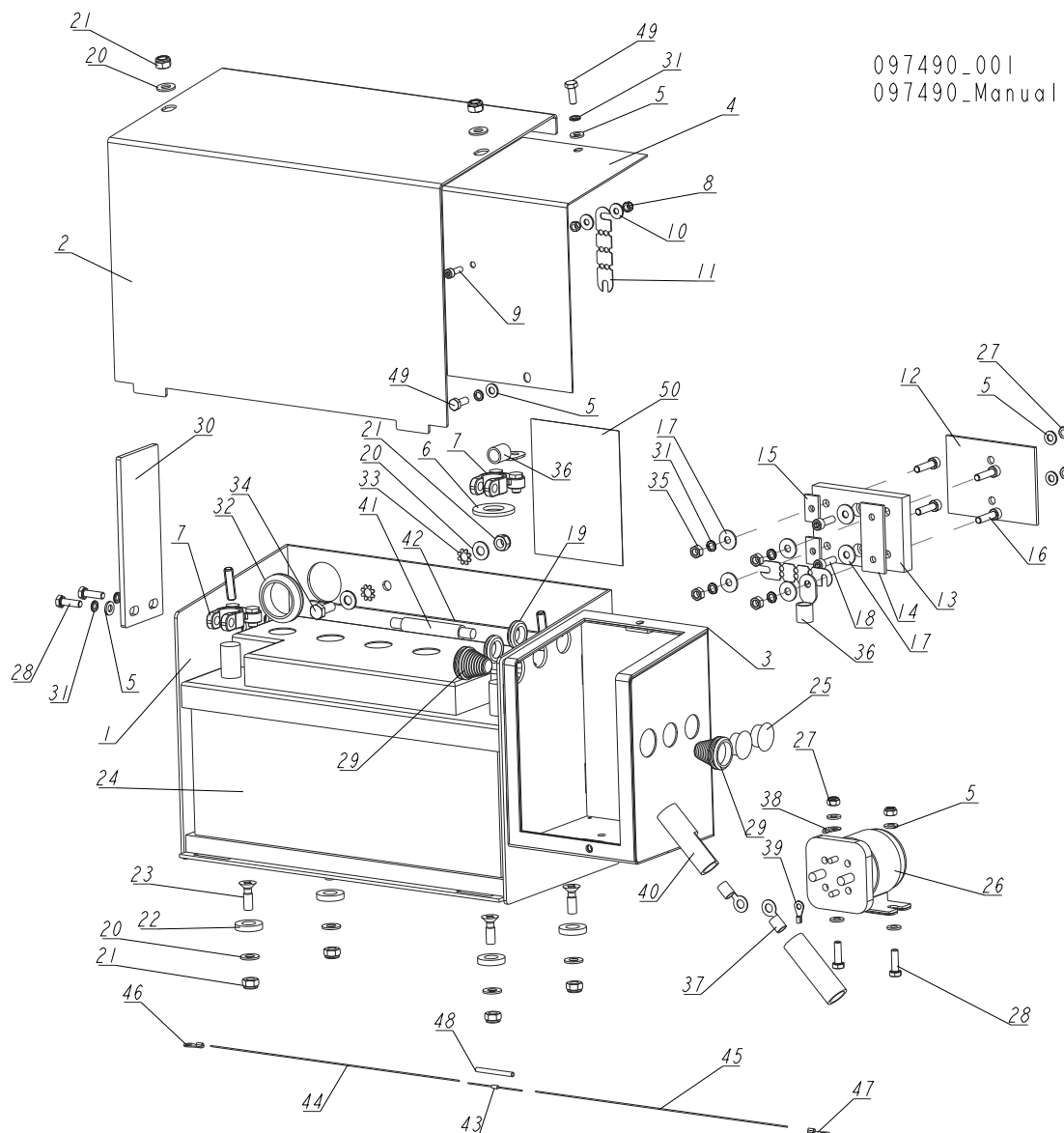
18	Washer, 13 Flat Zinc	F81056-1	4	
19	Nut, M12-8 Hex Nylon Zinc Lock	F81034-2	2	
	Motor Assembly, LT20 DC Up/Down	091303	1	
20	Plate, LT20 DC Up/Down Motor Mount	098363-1	1	
21	Motor, 0.5HP 12V DC Up/Down & Power Feed	006747	1	
	Brush Kit, 0.5/0.75HP 12VDC	061794		
22	Bolt, M6x25 -5.8 Hex Head Full Thread Zinc	F05005-1	3	
23	Washer, 6.4 Flat Zinc	F81053-1	3	
24	Pulley, "A" SR. 82/12.7	093158-1	1	
25	Bolt, M8x30-5.8 Hex Head Full Thread Zinc	F81002-2	4	
26	Washer, 8.4 Flat Zinc	F81054-1	18	
27	Nut, M8-8-B Hex Nylon Zinc Lock	F81032-2	8	
28	Screw, M6x8 Hex Socket Set Flat Point Zinc	F81013-1	2	
29	Bolt, M8x30-8.8-B Hex Head Full Thread Zinc	F81002-7	4	
30	V-Belt, HA-800 (Kleberg)	091086	1	

5.3 Up/Down Chain Tensioner Assembly



REF.	DESCRIPTION (◆ Indicates Parts Available In Assemblies Only)	PART #	QTY
1	TENSIONER WELDMENT, LT20 UP/DOWN CHAIN ZINC-PLATED	512259-1	1
2	SPRING, 14 X 30 X 3.2	090797	1
3	WASHER, 13 ZINC FLAT	F81056-1	1
4	NUT, M12-8 HEX NYLON ZINC LOCK	F81034-2	1
	BLOCK, HEAD SUPPORTING, COMPLETE	097775	1
5	Block, Head Support	097771-1	1
6	Screw, M4x12-5.8-B Cross Recessed Pan Head Zinc	F81011-43	1
7	Lanyard, 3/64 x 6	016030	1
8	BOLT, M16X110-8.8 HEX HEAD ZINC	F81006-24	1
9	NUT, M16-8 HEX NYLON ZINC LOCK	F81036-2	1
10	WASHER, 17 FLAT ZINC	F81058-1	1
	CHAIN, LT20 UP/DOWN TYPE 10B-2-111 LINKS	512641	1

5.4 Battery Box Assembly (DC Sawmills)



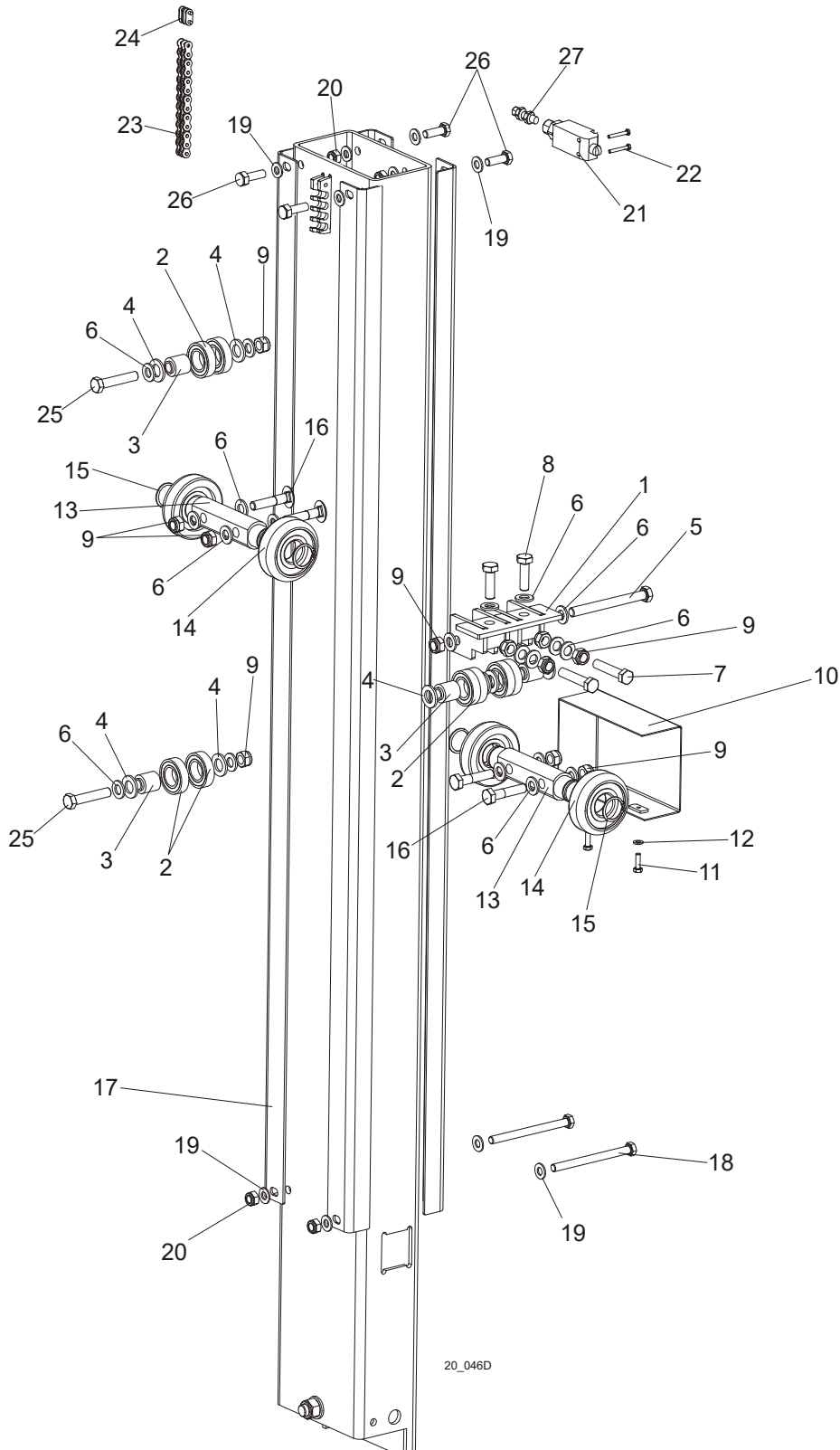
097490_001
 097490_Manual

REF.	DESCRIPTION (◆ Indicates Parts Available In Assemblies Only)	PART #	QTY
	BATTERY BOX, T20 B/H - COMPLETE	097490	1
1	BOX, BATTERY	097486-1	1
2	LID, BATTERY BOX	097489-1	1
3	GASKET, FUSE BOX	092226	1
4	LID, FUSE BOX	092222-1	1
5	WASHER, 6.4 FLAT ZINC	F81053-1	10
6	WASHER, FELT BATTERY TERMINAL	P12161	1
7	TERMINAL, BATTERY	P05085	2
8	NUT, M5-8 DIN985 ZINC-PLATED	F81030-2	2
9	SCREW, M5X16-8.8 HEX SOCKET HEAD CAP ZINC	F81000-25	1
10	WASHER, 5.5 SPECIAL FLAT ZINC	F81052-3	2
11	FUSE, 150A 12V LINK	023361	2

REF.	DESCRIPTION (◆ Indicates Parts Available In Assemblies Only)	PART #	QTY	
12	PLATE, 3MM PLASTIC FUSE BOX	585483	1	
	BLOCK, RELAY	585482	1	
13	BLOCK, FUSE MOUNT	585484	1	
14	PLATE 64X25	585486	1	
15	PLATE 15X25	585485	2	
16	SCREW, M6X25-8.8 HEX SOCKET HEAD CAP ZINC	F81001-41	4	
17	WASHER, 6.5 SPECIAL FLAT ZINC	F81053-11	6	
18	SCREW, M6X20 8.8 HEX SOCKET HEAD CAP ZINC	F81001-22	2	
19	GROMMET, 5/8 ID RUBBER	P11764	2	
20	WASHER, 8.4 FLAT ZINC	F81054-1	8	
21	NUT, M8 8 HEX NYLON ZINC LOCK	F81032-2	7	
22	BUSHING, 12.6 HOLE 5MM LONG SPACER	R80671-5	4	
23	SCREW, M8X25-5.8 CROSS RECESSED COUNTERSUNK HEAD ZINC	F81002-51	4	
24	BATTERY, "BANNER" 12V100AH	088323	1	
25	CAP, SR1086 22.2 HOLE	093544	2	
26	SOLENOID, 200A 12V SPST CONT. DUTY	015470	1	
27	NUT, M6-8-B HEX NYLON ZINC LOCK	F81031-2	4	
28	BOLT, M6X20 8.8 HEX HEAD FULL THREAD ZINC	F81001-2	4	
29	GROMMET, 1709 (26/3/10-22) STEPPED	098816	2	
30	PLATE, GUIDE	098662-1	1	
31	WASHER, Z 6.1 SPLIT LOCK ZINC	F81053-3	8	
32	GROMMET, PVC 32/38 BL.3MM	500663	1	
33	WASHER, 8.4 EXTERIOR STAR LOCK ZINC	F81054-3	2	
34	BOLT, M8X20 8.8 HEX HEAD FULL THREAD ZINC	F81002-4	1	
35	NUT, M6 8 HEX ZINC	F81031-1	4	
36	TERMINAL, KO50/6 RING	F81067-4	2	
37	TERMINAL, K050/8 RING	F81067-2	2	
38	TERMINAL, KO 2.5/6 RING	F81064-13	1	
39	TERMINAL, KO 2.5/5 RING	F81064-1	1	
40	BOOT, 5/8 BLACK BATTERY TERMINAL	S11947	2	
41	CABLE, H07V-K BK 1X50	R80591-1	1	
42	CABLE, H05V-K 1X1MM2 BK BLACK	R80583-21	1	
	DIODE, INDUCTIVE KICK PROTECTION - COMPLETE	087496	1	
43	DIODE, 1N4007	087497	1	
44	CABLE, H05V-K 1X1MM2 RD RED	R80583-2	1	
45	CABLE, H05V-K 1X1MM2 BK BLACK	R80583-21	1	
46	TERMINAL, KO 2.5/5 RING	F81064-1	1	
47	TERMINAL, 2.5/6 RING	F81064-13	1	
48	TUBING, RC4/1 BLACK HEAT SHRINK	R80600-5	1	
49	BOLT, M6X16-8.8 HEX HEAD FULL THREAD ZINC	F81001-15	2	
50	DECAL, FUSE LINK 150A ID	015369	1	

SECTION 6 UP/DOWN ROLLERS & BLADE HEIGHT SCALE

6.1 Up/Down Rollers



20_046D

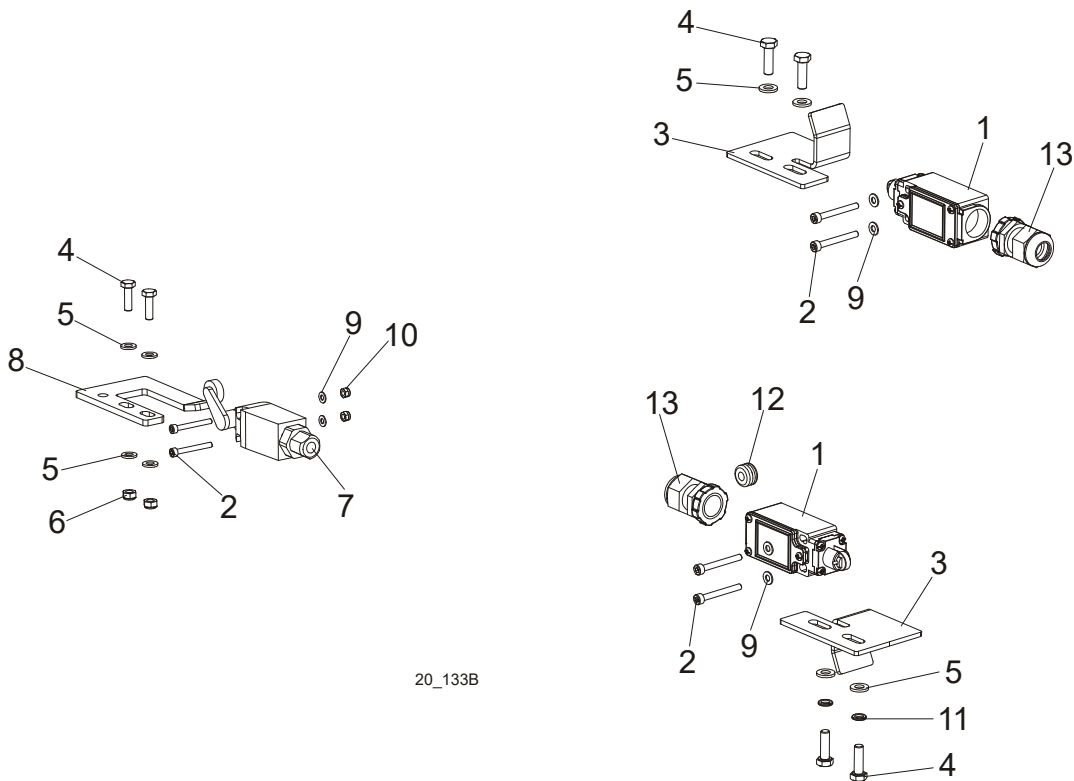
REF.	DESCRIPTION (◆ Indicates Parts Available In Assemblies Only)	PART #	QTY
1	BRACKET WELDMENT, LT20 UP/DOWN ROLLER	091095-1	1

6 Up/Down Rollers & Blade Height Scale

Up/Down Rollers

2	BEARING, 6005 2RSH SKF	550540	8	
3	BUSHING, LT20 UP/DOWN ROLLER	090790	4	
4	WASHER, 17 ZINC FLAT	F81058-1	10	
5	BOLT, M12 X 120 8.8 HEX HEAD ZINC	F81004-38	1	
6	WASHER, 13 ZINC FLAT	F81056-1	20	
7	BOLT, M12 X 60-8.8 HEX HEAD FULL THREAD ZINC	F81004-51	2	
8	BOLT, M12 X 40-8.8 HEX HEAD FULL THREAD ZINC	F81004-4	2	
9	NUT, M12-8 HEX NYLON ZINC LOCK	F81034-2	11	
10	GUARD, LT20 UP/DOWN ROLLERS PTD	091619-1	1	
11	BOLT, M6 X 20-8.8 HEX HEAD FULL THREAD ZINC	F81001-2	2	
12	WASHER, 6.4 ZINC FLAT	F81053-1	2	
13	SHAFT, UP/DOWN ROLLERS ZINC-PLATED	090616-1	2	
14	ROLLER, CBK-468	088433	4	
15	RING, Z30 SPRING RETAINING	F81090-23	4	
16	BOLT, M12X55-8.8 HEX HEAD FULL THREAD ZINC	F81004-43	4	
17	ANGLE, LT20 MAST TUBE	091182	4	
18	BOLT, M10 X 125-8.8 HEX HEAD ZINC	F81003-18	2	
19	WASHER, 10.5 ZINC FLAT	F81055-1	22	
20	NUT, M10-8-B HEX NYLON ZINC LOCK	F81033-1	10	
21	SWITCH, GLCB01C LIMIT	100910	1	
22	BOLT, M4 X 30 8.8 HEX HEAD FULL THREAD ZINC	F81011-5	2	
23	CHAIN, LT20 UP/DOWN TYPE 10B-2-111 LINKS	512641	1	
24	LINK, 10B-2Pz	088673	1	
25	BOLT, M12X60-8.8 HEX HEAD ZINC	F81004-5	2	
26	BOLT, M10X25-8.8 HEX HEAD FULL THREAD ZINC	F81003-11	4	
27	GROMMET DP 9/H	F81096-2	1	

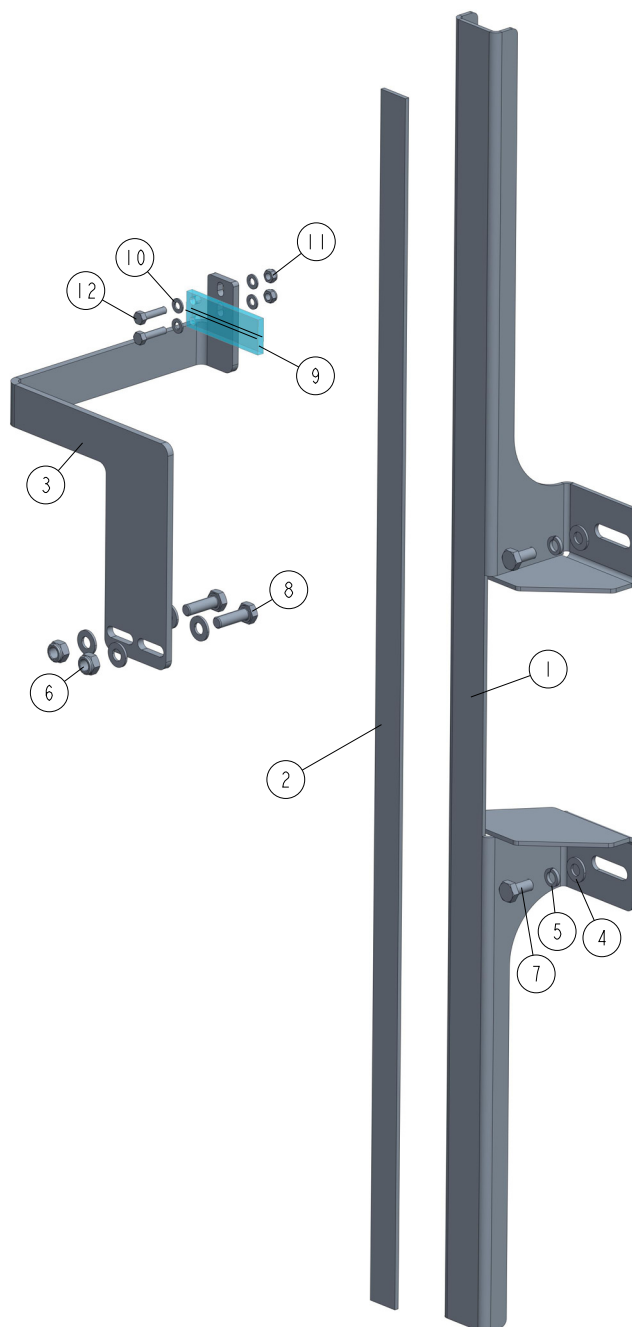
6.2 Limit Switches



20_133B

REF.	DESCRIPTION (◆ Indicates Parts Available In Assemblies Only)	PART #	QTY
1	SWITCH, GLCB01C LIMIT	100910	2
2	SCREW, M4x35-8.8 HEX SOCKET HEAD CAP ZINC	F81011-34	6
3	BRACKET, LIMIT SWITCH	091682-1	2
4	BOLT, M6X20-8.8 HEX HEAD FULL THREAD ZINC	F81001-2	6
5	WASHER, 6.4 FLAT ZINC	F81053-1	8
6	NUT, M6-8-B HEX NYLON LOCK ZINC	F81031-2	2
7	SWITCH, GLCB01A1B LIMIT	100931	1
8	BRACKET, LIMIT SWITCH	091852-1	1
9	WASHER, 4.3 FLAT ZINC	F81051-2	6
10	NUT, M4-B HEX NYLON LOCK ZINC	F81029-1	2
11	WASHER, Z6.1 SPLIT LOCK ZINC	F81053-3	2
12	GROMMET, RUBBER INSIDE DIA. 6mm	085338	1
13	GLAND, SKINTOP ST PG 13.5 GREY CABLE	086524	2

6.3 Zespół skali wysokości cięcia (Nr 586998)

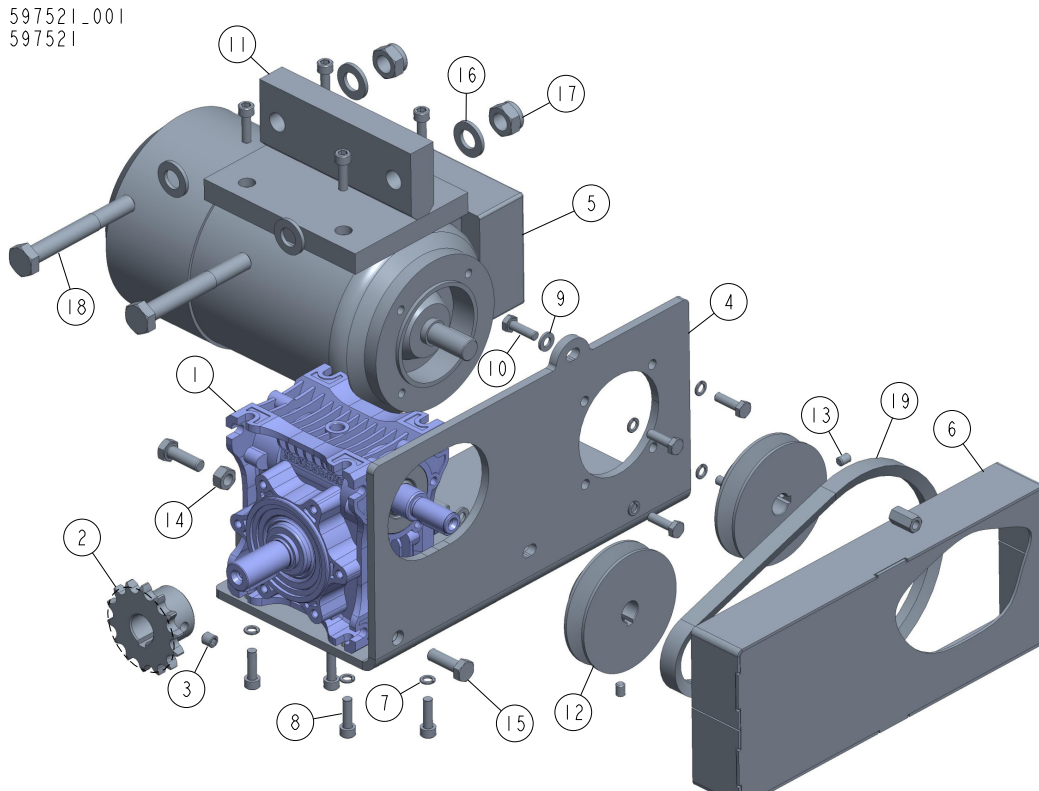
586998_001
586998

LP.	OPIS (♦ wskazuje części dostępne jedynie w zespołach)	NUMER KAT.	SZT.
-	ZESPÓŁ SKALI	586998	1
1	UCHWYT PODZIAŁKI WYSOKOŚCI CIĘCIA LT20	586954-1	1
2	SKALA NA MAGNESIE LT20	586997	1
3	PŁYTKA PROWADZĄCA LT20	586953-1	1
4	PODKŁADKA OKRĄGŁA 8,4-FE/ZN5 PN-M/82005	F81054-1	6
5	PODKŁADKA SPRĘŻYSTA 8,2 FE/ZN9 PN-M/82008	F81054-4	2
6	NAKRĘTKA Z WKŁADKĄ POLIAMIDOWĄ M8-8-B-FEZN5 PN-M/82175	F81032-2	2
7	ŚRUBA M8X16-8.8-B-FE/ZN5 PN-85/M-82105	F81002-20	2

LP.	OPIS (♦ wskazuje części dostępne jedynie w zespołach)	NUMER KAT.	SZT.	
8	ŚRUBA M8X25-8.8-B-FE/ZN5 PN-M/82105	F81002-5	2	
9	WSKAŹNIK PODZIAŁKI	094821	1	
10	PODKŁADKA 5,3 FE/ZN5 PN-M/82005	F81052-1	4	
11	NAKRĘTKA M5-8-FE/ZN5 DIN 985	F81030-2	2	
12	ŚRUBA M5X20 8.8 FE/ZN5	F81000-35	2	

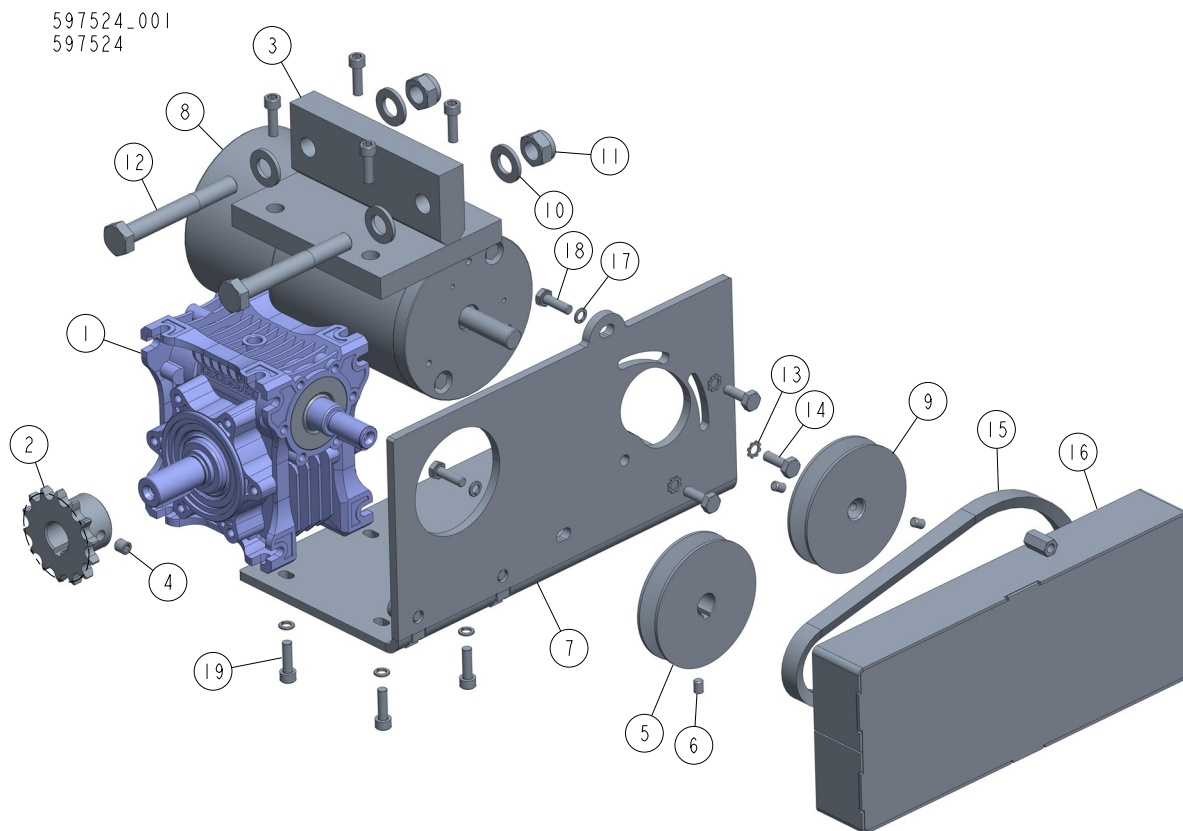
SECTION 7 POWER FEED & TRACK ROLLERS

7.1 Power Feed Assembly, AC Mills



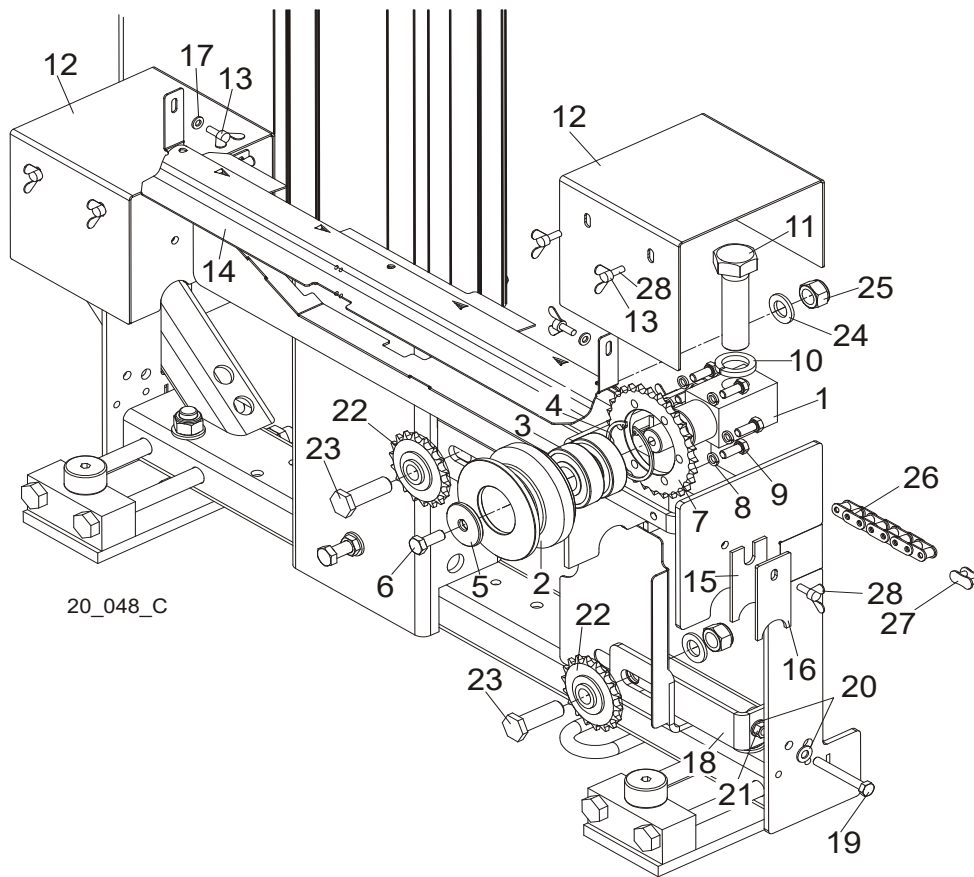
REF	DESCRIPTION (◆ indicates parts available in assemblies only)	PART #	QTY
-	POWER FEED DRIVE, LT20 AC	597521	1
1	MRA-04/7,5-WBS-WJ/1-N/S-B8	597515	1
2	SPROCKET, 08B Z14 ZINC-PLATED	090702-1	1
3	SCREW, M8 X 8-33H HEX SOCKET SET FLAT PO	F81014-1	1
4	PLATE, POWER FEED REDUCER MOUNTING LT20 AC PTD.	597520-1	1
5	MOTOR, KH71X-2C2, RAL 9005	097313	1
6	GUARD, POWER FEED DRIVE BELT	091195-1	1
7	WASHER, Z6.1 SPLIT LOCK ZINC	F81053-3	8
8	SCREW, M6X20 8.8 HEX SOCKET HEAD CAP ZINC	F81001-22	8
9	WASHER, 6.4 FLAT	F81053-1	2
10	BOLT, M6X20-8.8 HEX HEAD FULL THREAD ZINC	F81001-2	6
11	BRACKET, POWER FEED REDUCER LT20	597518-1	1
12	PULLEY, LT20 POWER FEED GEAR BOX	090699-1	2
13	SCREW, M6 X 8 BLACK OXIDE SOCKET HEAD SET	F81013-1	2
14	NUT, M8-8-B HEX ZINC	F81032-1	2
15	BOLT, M8 X 25-8.8-B HEX HEAD FULL THREAD	F81002-5	2
16	WASHER, 13 FLAT ZINC	F81056-1	4
17	NUT, M12-8 HEX NYLON ZINC LOCK	F81034-2	2
18	BOLT, M12X90 8.8 HEX HEAD ZINC	F81004-2	2
19	V-BELT, HA-560 (STOMIL-SANOK)	088562	1

7.2 Power Feed Assembly, DC Mills



REF	DESCRIPTION (u indicates parts available in assemblies only)	PART #	QTY
-	POWER FEED ASSEMBLY, LT20 DC	597524	1
1	GEAR BOX, MRA-04/7,5-WBS-WJ/1-N/S-B8	597515	1
2	SPROCKET, 08B Z14 ZINC-PLATED	090702-1	1
3	BRACKET, POWER FEED GEAR BOX	597518-1	1
4	SCREW, M8 X 8-33H	F81014-1	1
5	PULLEY, LT20 POWER FEED GEAR BOX	090699-1	1
6	SCREW, M6 X 8 BLACK OXIDE SOCKET HEAD SE	F81013-1	3
7	BRACKET, POWER FEED GEAR BOX	597523-1	1
8	MOTOR, 12V 0.5HP	006747	1
9	SHEAVE, UP/DOWN MOTOR 'A" 82/12.7	093158-1	1
10	WASHER, 13 FLAT ZINC	F81056-1	4
11	NUT, M12 8 HEX NYLON ZINC LOCK	F81034-2	2
12	BOLT, M12X90 8.8 HEX HEAD ZINC	F81004-2	2
13	WASHER, 6.4 STAR LOCK ZINC	F81053-2	3
14	BOLT, 1/4-20X3/4 FT HHC	F05005-1	3
15	V-BELT, HA-560 (STOMIL-SANOK)	088562	1
16	GUARD, POWER FEED DRIVE BELT	091195-1	1
17	WASHER, Z 6.1 SPLIT LOCK ZINC	F81053-3	6
18	BOLT, M6X20-8.8 HEX HEAD FULL THREAD ZIN	F81001-2	2
19	SCREW, M6X20 8.8 HEX SOCKET HEAD CAP ZIN	F81001-22	8

7.3 Upper Track Rollers And Wipers

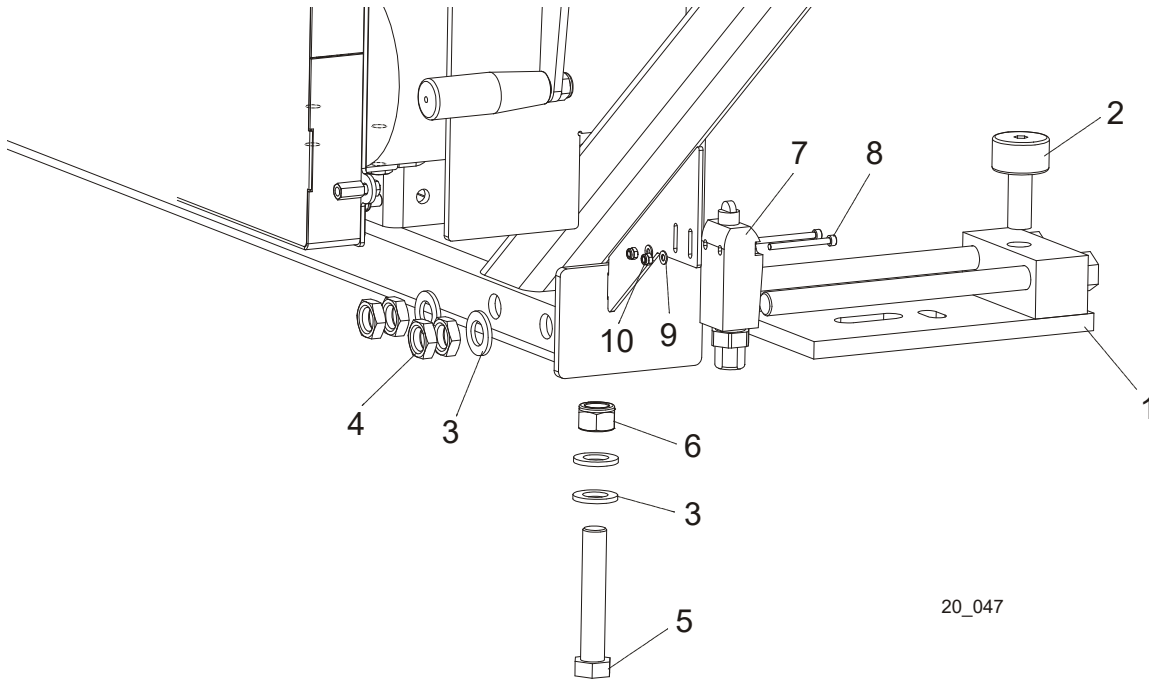


REF.	DESCRIPTION (◆ Indicates Parts Available In Assemblies Only)	PART #	QTY
	ROLLER ASSEMBLY, LT20 UPPER TRACK	090662-1	2
	ROLLER ASSEMBLY, LT20B UPPER TRACK	513500-1 ¹	2
1	Block, Upper Track Roller Mount	090665	1
2	Roller, Upper Track	090663	1
3	Bearing, 6305 2RS NSK	P08066	2
4	Ring, 2 7/16" Bevelled Snap	F04254-21	1
5	Washer, Drive Wheel	086286	1
6	Bolt, M10x25-8.8 Hex Head Full Thread Zinc	F81003-11	1
7	Sprocket, O8B Z28	090664 ²	2
8	Washer, 8.2 Split Lock Zinc	F81054-4 ²	6
9	Bolt, M8x20-5.8 Hex Head Full Thread Zinc	F81002-1 ²	6
10	WASHER, Z 24.5 SPLIT LOCK ZINC	F81061-4	2
11	BOLT, M24X2X90-8.8 HEX HEAD FULL THREAD ZINC	F81009-2	2
12	GUARD, UPPER TRACK ROLLER	090749-1	2
13	SCREW, M6 X 16 BN276 DIN 316 THUMB	F81001-16 ¹	4
14	COVER, LT20 MIDDLE TRACK W/FELT - SERVICE	522292-S	1
	Cover, LT20 Middle Track	522292-1	1
	Strip, 3/16 X 2 X 23 Felt	S09915	1

15	WIPER, TOP RAIL	M04113	2	
16	PLATE, TRACK WIPER	088559-1	2	
17	WASHER, 6.4 ZINC FLAT	F81053-1	2	
18	TENSIONER, POWER FEED SPROCKET	092862-1 ³	1	
19	BOLT, M8 X 65-5.8 HEX HEAD ZINC	F81002-3 ³	1	
20	WASHER, 8.4 FLAT ZINC	F81054-1 ³	2	
21	NUT, M8-8-B HEX ZINC	F81032-1 ³	1	
22	SPROCKET, IDLER Z=18 KSR16.L0.08.10.18.0	088700 ³	2	
23	BOLT, SPROCKET MOUNT	091744-1 ³	2	
24	WASHER, 17 FLAT ZINC	F81058-1 ³	2	
25	NUT, M16-8 HEX NYLON ZINC LOCK	F81036-2 ³	2	
26	CHAIN, LT20 08B-185 TYPE POWER FEED	091624 ³	1	
27	LINK, 08B-1PZ MASTER	091625 ³	1	
28	SCREW, M6 X 20 BN276 DIN 316 THUMB	F81001-58	10	
	SCREW, M6 X 20 BN276 DIN 316 THUMB	F81001-58	4 ¹	

¹ Belongs to LT20B-ECP² Does not belong to 513500-1³ Does not belong to LT20B-ECP

7.4 Lower Track Rollers

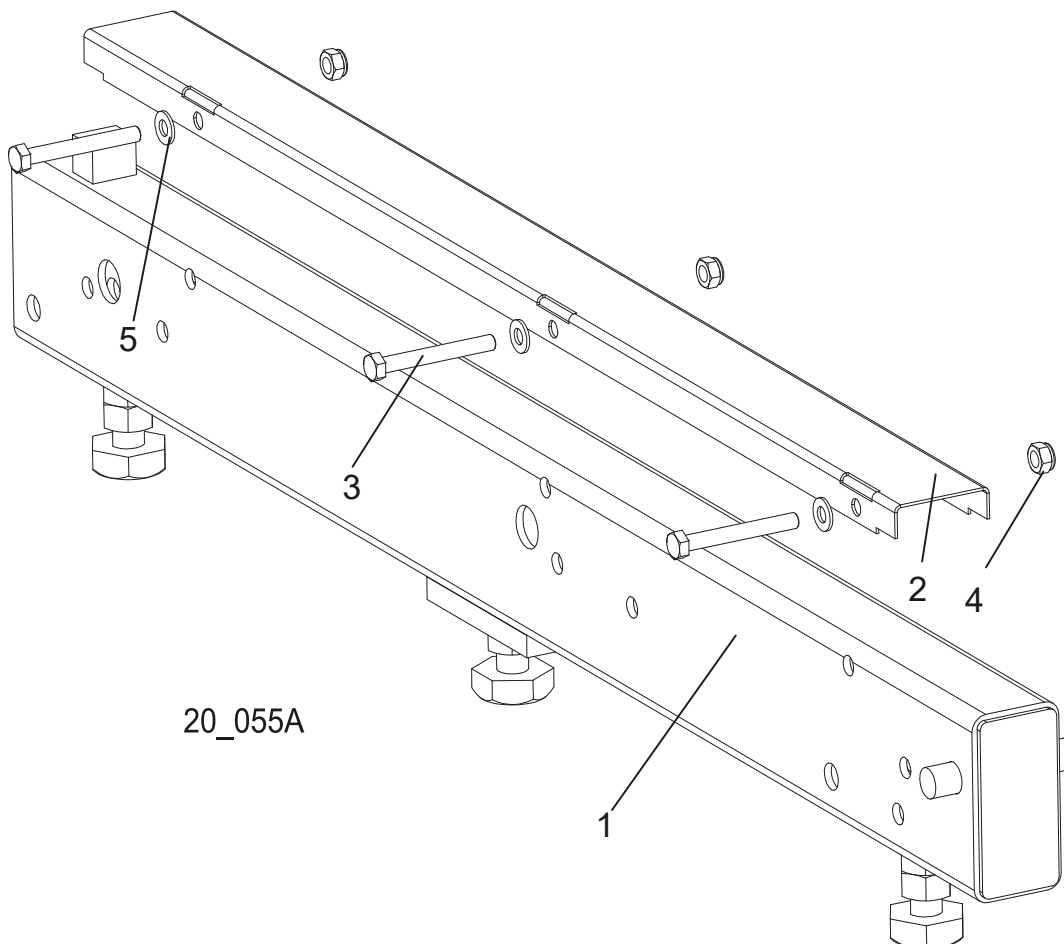


20_047

REF.	DESCRIPTION (◆ Indicates Parts Available In Assemblies Only)	PART #	QTY
	ROLLER ASSEMBLY, LT20 LOWER TRACK	090670	2
1	Bracket, LT20 Lower Track Roller	090671-1	1
2	Bearing, Cam Follower (McGill)	012797	1
3	WASHER, 17 ZINC FLAT	F81058-1	4
4	NUT, M16 HEX THIN ZINC	F81036-4	4
5	BOLT, M16 X 90-8.8 HEX HEAD ZINC	F81006-17	1
6	NUT, M16-8 HEX NYLON ZINC LOCK	F81036-2	1
7	SWITCH, GLCB01A1B LIMIT	100931	1
8	SCREW, M4 X 45-8.8 HEX SOCKET HEAD CAP ZINC	F81011-33	2
9	NUT, M4-B HEX NYLON ZINC LOCK	F81029-1	2
10	WASHER, 4.3 ZINC FLAT	F81051-2	2

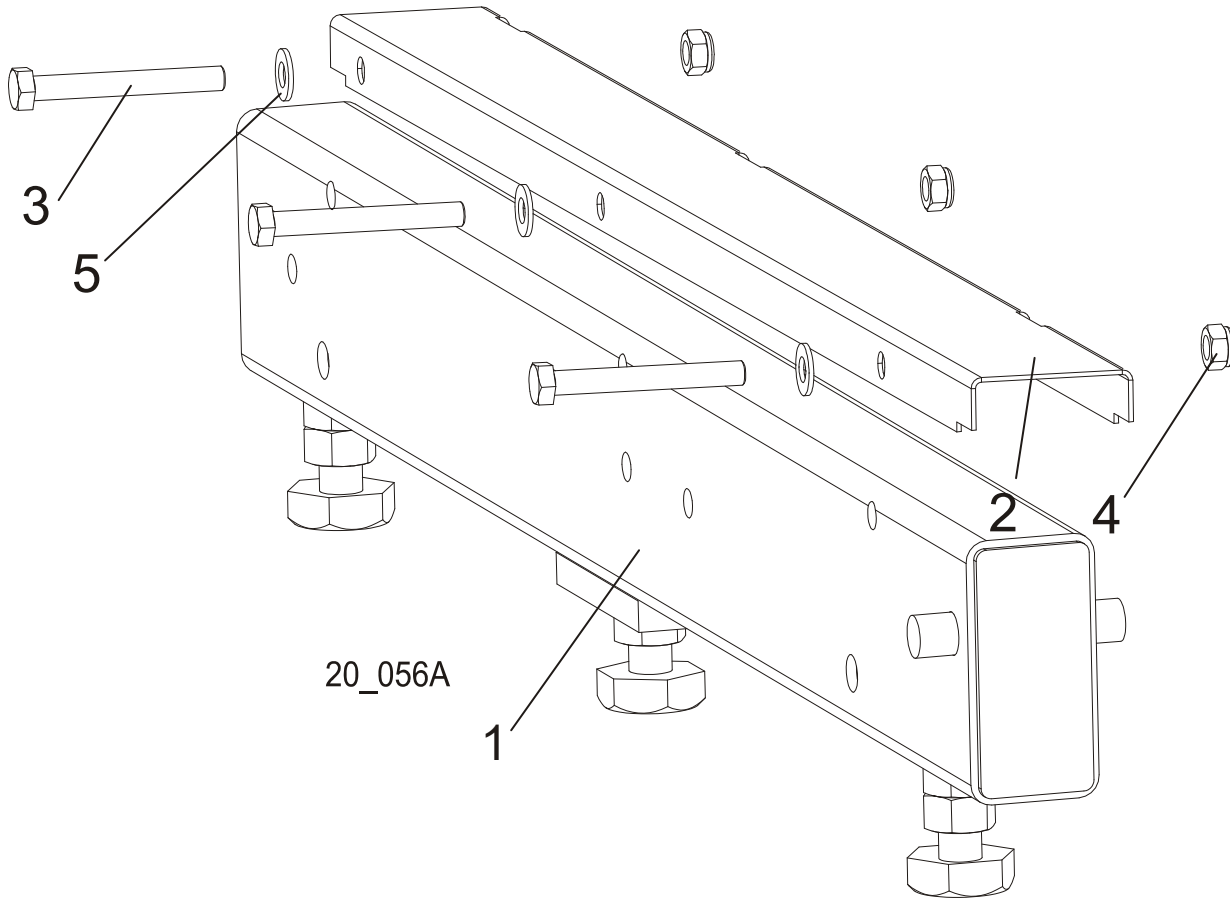
SECTION 8 BED FRAME ASSEMBLY

8.1 Bed Rail Assembly (L Type Frame)



REF	DESCRIPTION (◆ indicates parts available in assemblies only)	PART #	QTY
1	RAIL, ADJUSTABLE BED	089385	1
2	COVER, BED RAIL	099124	1
3	BOLT, M8X65 5.8 HEX HEAD ZINC	F81002-3	3
4	NUT, M8-8-B HEX NYLON ZINC LOCK	F81032-2	3
5	WASHER, 8.4 FLAT ZINC	F81054-1	3

8.2 Bed Rail Assembly (L Type Frame)

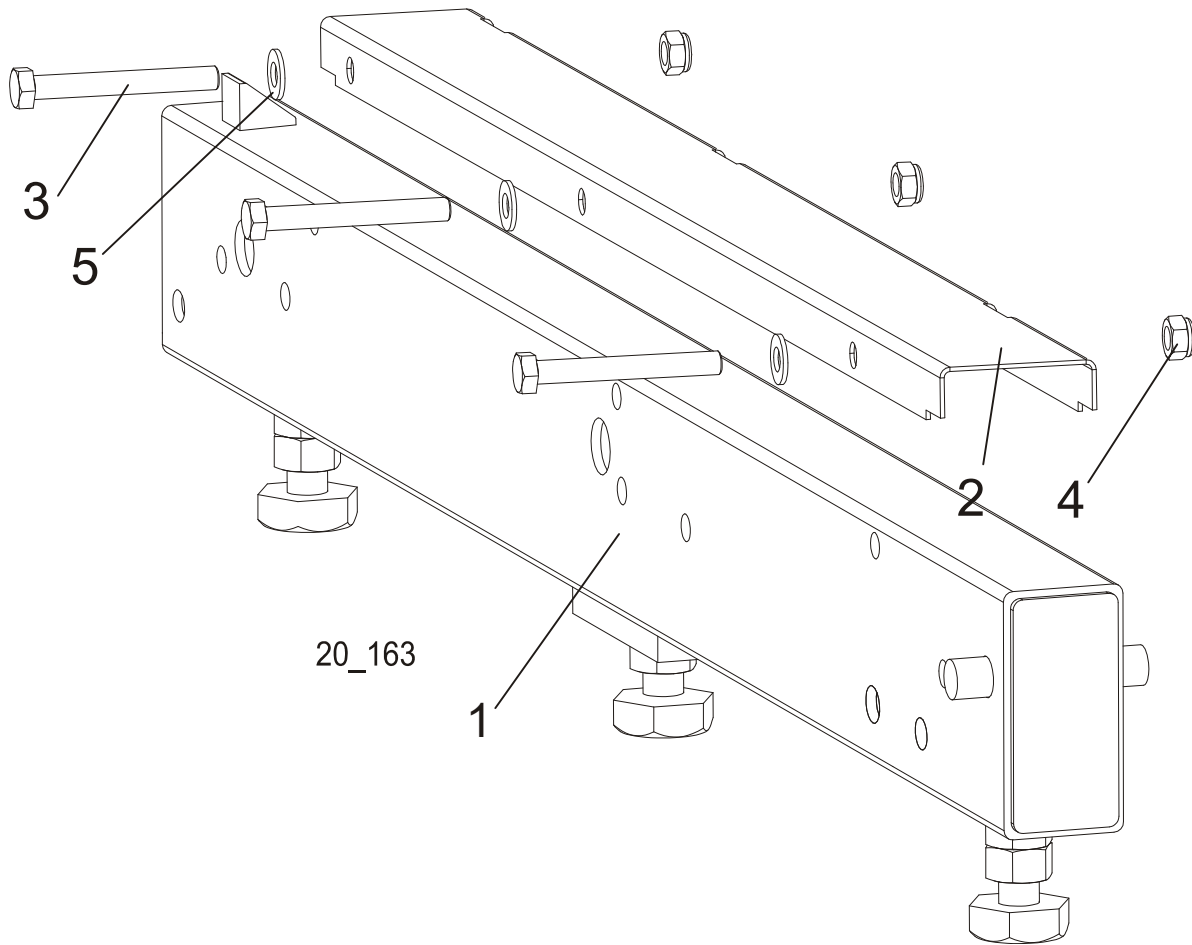


REF	DESCRIPTION (◆ indicates parts available in assemblies only)	PART #	QTY
1	RAIL WELDMENT, ADJUSTABLE SHORT BED	089386	1
2	COVER, BED RAIL	099124	1
3	BOLT, M8X65 5.8 HEX HEAD ZINC	F81002-3	3
4	NUT, M8-8-B HEX NYLON ZINC LOCK	F81032-2	3
5	WASHER, 8.4 FLAT ZINC	F81054-1	3

8 BED FRAME ASSEMBLY

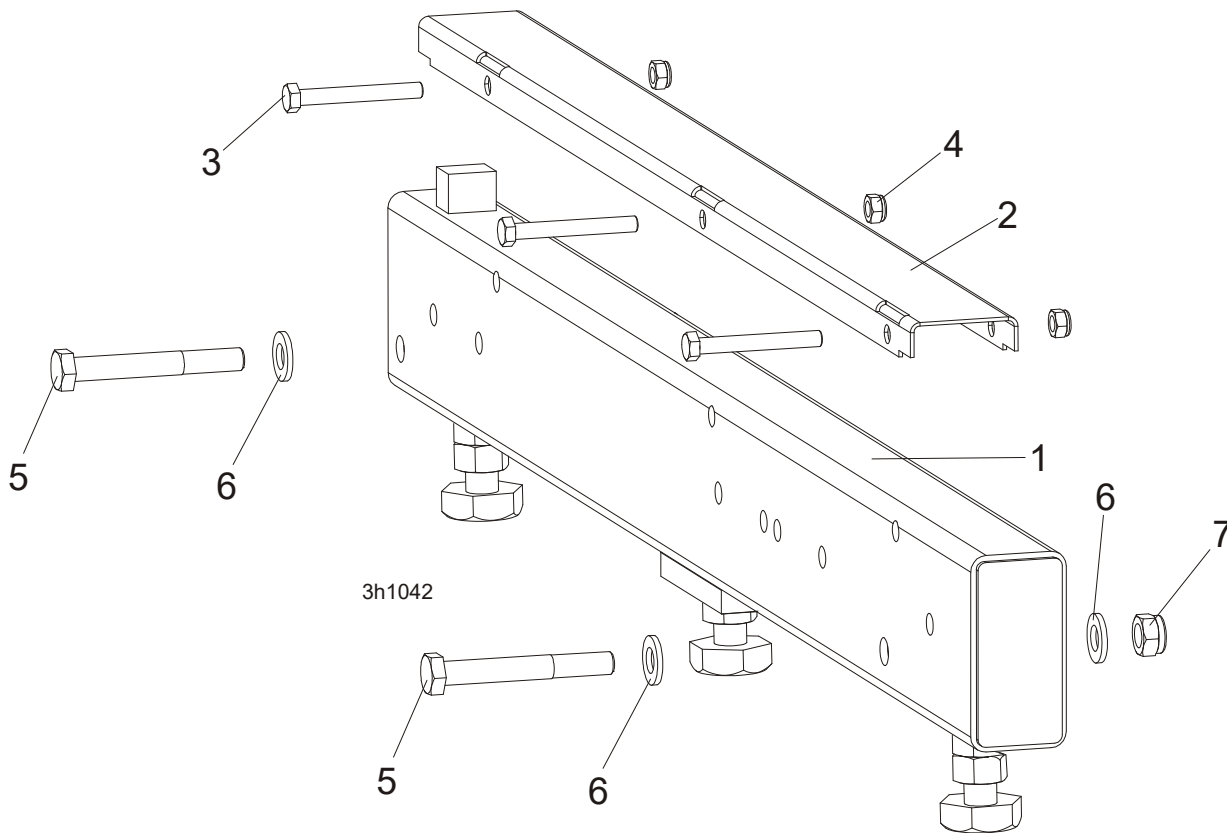
Bed Rail Assembly (L Type Frame)

8.3 Bed Rail Assembly (L Type Frame)



REF	DESCRIPTION (◆ indicates parts available in assemblies only)	PART #	QTY
1	RAIL, 1 RAY "L" BED	100680	1
2	COVER, BED RAIL	099124	1
3	BOLT, M8X65 5.8 HEX HEAD ZINC	F81002-3	3
4	NUT, M8-8-B HEX NYLON ZINC LOCK	F81032-2	3
5	WASHER, 8.4 FLAT ZINC	F81054-1	3

8.4 Bed Rail Assembly (L Type Frame)



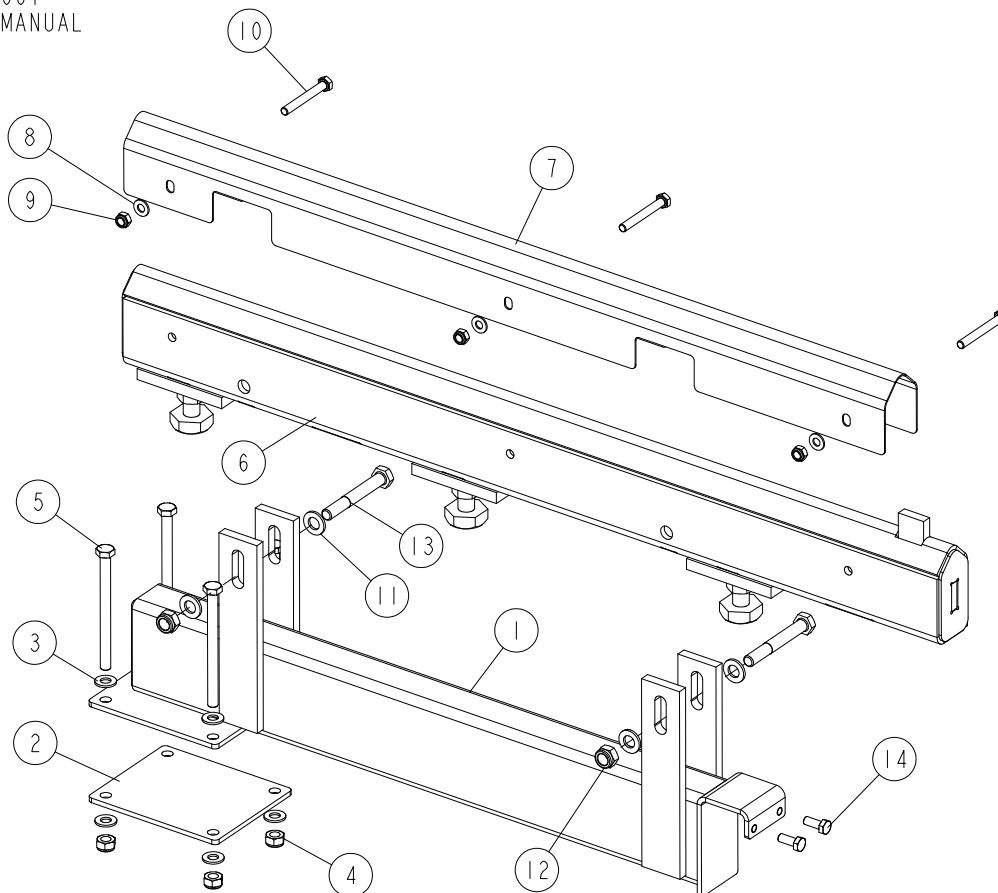
REF	DESCRIPTION (◆ indicates parts available in assemblies only)	PART #	QTY
1	BED RAILS FOR "M" PORTABLE FRAME	096993	1
2	COVER, BED RAIL	099124	1
3	BOLT, M8X65 5.8 HEX HEAD ZINC	F81002-3	3
4	NUT, M8-8-B HEX NYLON ZINC LOCK	F81032-2	3
5	BOLT, M12x90-8.8 HEX HEAD ZINC	F81004-2	2
6	WASHER, 13 FLAT ZINC	F81056-1	4
7	NUT, M12 8 HEX NYLON ZINC LOCK	F81034-2	2

8 BED FRAME ASSEMBLY

Additional Angled Bed Rail (Long) - Complete

8.5 Additional Angled Bed Rail (Long) - Complete

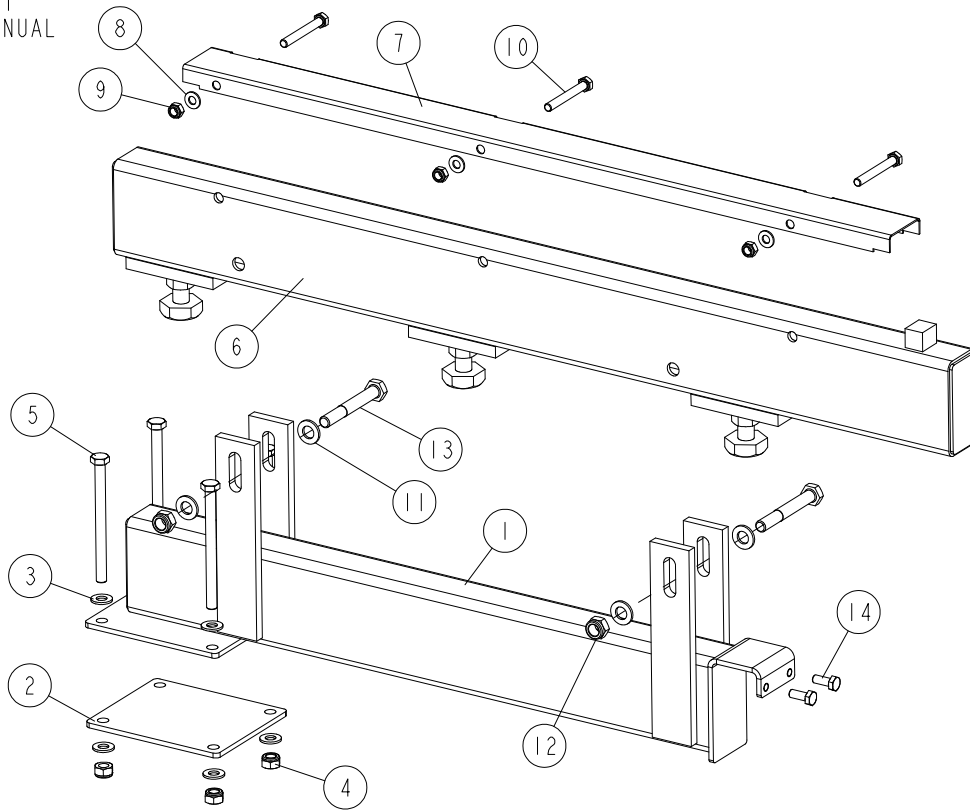
545592_001
545592_MANUAL



REF.	DESCRIPTION (◆ Indicates Parts Available in Assemblies Only)	PART #	QTY
-	ADDITIONAL ANGLED BED RAIL (LONG) - COMPLETE	545592	1
1	SUPPORT, ADDITIONAL BED RAIL	545591-1	1
2	PLATE, MOUNT	087055-1	1
3	WASHER, 10.5 FLAT ZINC	F81055-1	8
4	NUT, M10-8-B HEX NYLON ZINC LOCK	F81033-1	4
5	BOLT, M10X125 8.8 HEX HEAD ZINC	F81003-18	4
6	TUBE, ADDITIONAL BED RAIL	545589-1	1
7	COVER, ADDITIONAL BED RAIL	545594	1
8	WASHER, 8.4 FLAT ZINC F81054-1 16	F81054-1	3
9	NUT, M8-8-B HEX NYLON ZINC LOCK	F81032-2	3
10	BOLT, M8X65 8.8 HEX HEAD FULL THREAD ZINC	F81002-9	3
11	WASHER, 13 FLAT ZINC	F81056-1	4
12	NUT, M12 8 HEX NYLON ZINC LOCK	F81034-2	2
13	BOLT, M12X90 8.8 HEX HEAD ZINC	F81004-2	2
14	BOLT, M8 X 20-8.8-B HEX HEAD FULL THREAD ZINC	F81002-4	2

8.6 Additional Flat Bed Rail (Long) - Complete

545597_001
545597_MANUAL



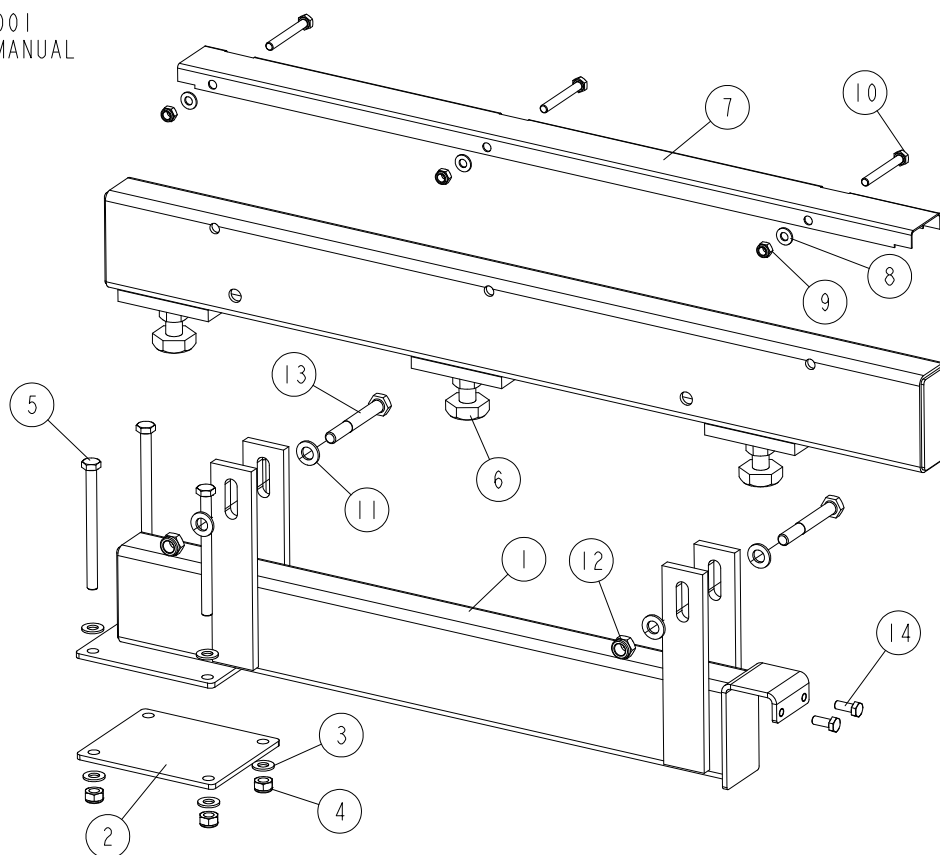
REF.	DESCRIPTION (◆ Indicates Parts Available in Assemblies Only)	PART #	QTY
-	ADDITIONAL FLAT BED RAIL (LONG) - COMPLETE	545597	1
1	SUPPORT, ADDITIONAL BED RAIL	545591-1	1
2	PLATE, MOUNT	087055-1	1
3	WASHER, 10.5 FLAT ZINC	F81055-1	8
4	NUT, M10-8-B HEX NYLON ZINC LOCK	F81033-1	4
5	BOLT, M10X125 8.8 HEX HEAD ZINC	F81003-18	4
6	TUBE, ADDITIONAL BED RAIL	545595-1	1
7	COVER, ADDITIONAL BED RAIL	099124	1
8	WASHER, 8.4 FLAT ZINC F81054-1 16	F81054-1	3
9	NUT, M8-8-B HEX NYLON ZINC LOCK	F81032-2	3
10	BOLT, M8X65 8.8 HEX HEAD FULL THREAD ZINC	F81002-9	3
11	WASHER, 13 FLAT ZINC	F81056-1	4
12	NUT, M12 8 HEX NYLON ZINC LOCK	F81034-2	2
13	BOLT, M12X90 8.8 HEX HEAD ZINC	F81004-2	2
14	BOLT, M8 X 20-8.8-B HEX HEAD FULL THREAD ZINC	F81002-4	2

8 BED FRAME ASSEMBLY

Additional Flat Bed Rail (Short) - Complete

8.7 Additional Flat Bed Rail (Short) - Complete

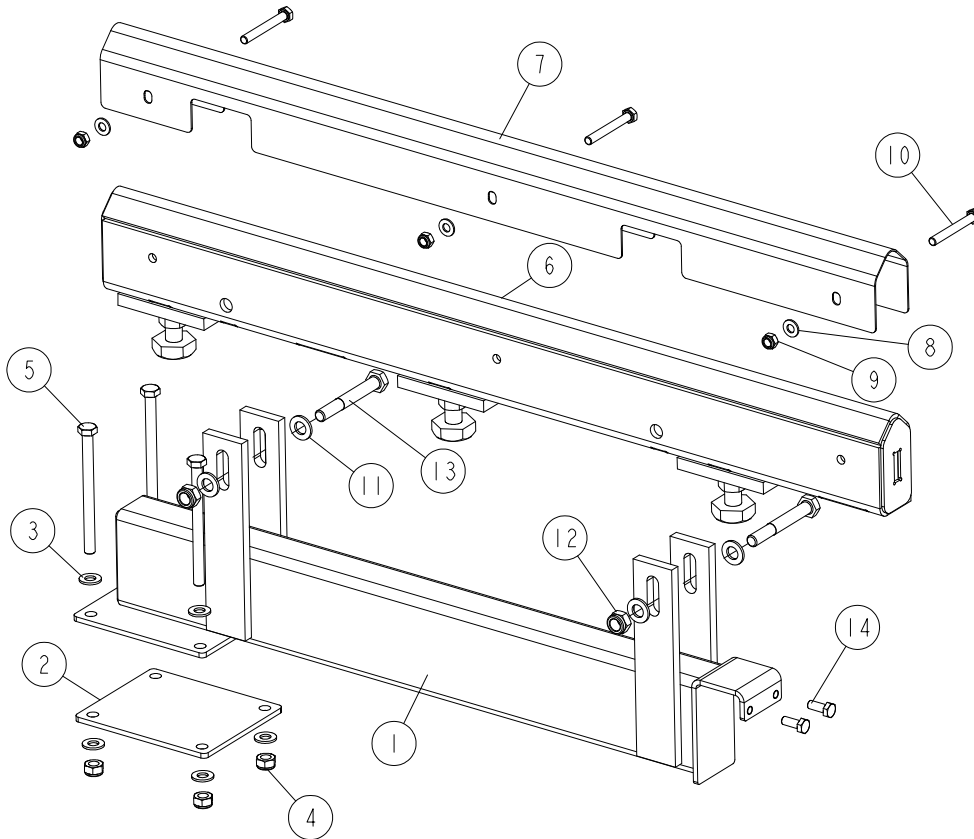
545645_001
545645_MANUAL



REF.	DESCRIPTION (◆ Indicates Parts Available in Assemblies Only)	PART #	QTY
-	ADDITIONAL FLAT BED RAIL (SHORT) - COMPLETE	545645	1
1	SUPPORT, ADDITIONAL BED RAIL	545591-1	1
2	PLATE, MOUNT	087055-1	1
3	WASHER, 10.5 FLAT ZINC	F81055-1	8
4	NUT, M10-8-B HEX NYLON ZINC LOCK	F81033-1	4
5	BOLT, M10X125 8.8 HEX HEAD ZINC	F81003-18	4
6	TUBE, ADDITIONAL BED RAIL	545643-1	1
7	COVER, ADDITIONAL BED RAIL	099124	1
8	WASHER, 8.4 FLAT ZINC F81054-1 16	F81054-1	3
9	NUT, M8-8-B HEX NYLON ZINC LOCK	F81032-2	3
10	BOLT, M8X65 8.8 HEX HEAD FULL THREAD ZINC	F81002-9	3
11	WASHER, 13 FLAT ZINC	F81056-1	4
12	NUT, M12 8 HEX NYLON ZINC LOCK	F81034-2	2
13	BOLT, M12X90 8.8 HEX HEAD ZINC	F81004-2	2
14	BOLT, M8 X 20-8.8-B HEX HEAD FULL THREAD ZINC	F81002-4	2

8.8 Additional Angled Bed Rail (Short) - Complete


545632_001
545632_MANUAL



REF.	DESCRIPTION (◆ Indicates Parts Available in Assemblies Only)	PART #	QTY
-	ADDITIONAL ANGLED BED RAIL (SHORT) - COMPLETE	545632	1
1	SUPPORT, ADDITIONAL BED RAIL	545591-1	1
2	PLATE, MOUNT	087055-1	1
3	WASHER, 10.5 FLAT ZINC	F81055-1	8
4	NUT, M10-8-B HEX NYLON ZINC LOCK	F81033-1	4
5	BOLT, M10X125 8.8 HEX HEAD ZINC	F81003-18	4
6	TUBE, ADDITIONAL BED RAIL	545630-1	1
7	COVER, ADDITIONAL BED RAIL	545594	1
8	WASHER, 8.4 FLAT ZINC F81054-1 16	F81054-1	3
9	NUT, M8-8-B HEX NYLON ZINC LOCK	F81032-2	3
10	BOLT, M8X65 8.8 HEX HEAD FULL THREAD ZINC	F81002-9	3
11	WASHER, 13 FLAT ZINC	F81056-1	4
12	NUT, M12 8 HEX NYLON ZINC LOCK	F81034-2	2
13	BOLT, M12X90 8.8 HEX HEAD ZINC	F81004-2	2
14	BOLT, M8 X 20-8.8-B HEX HEAD FULL THREAD ZINC	F81002-4	2

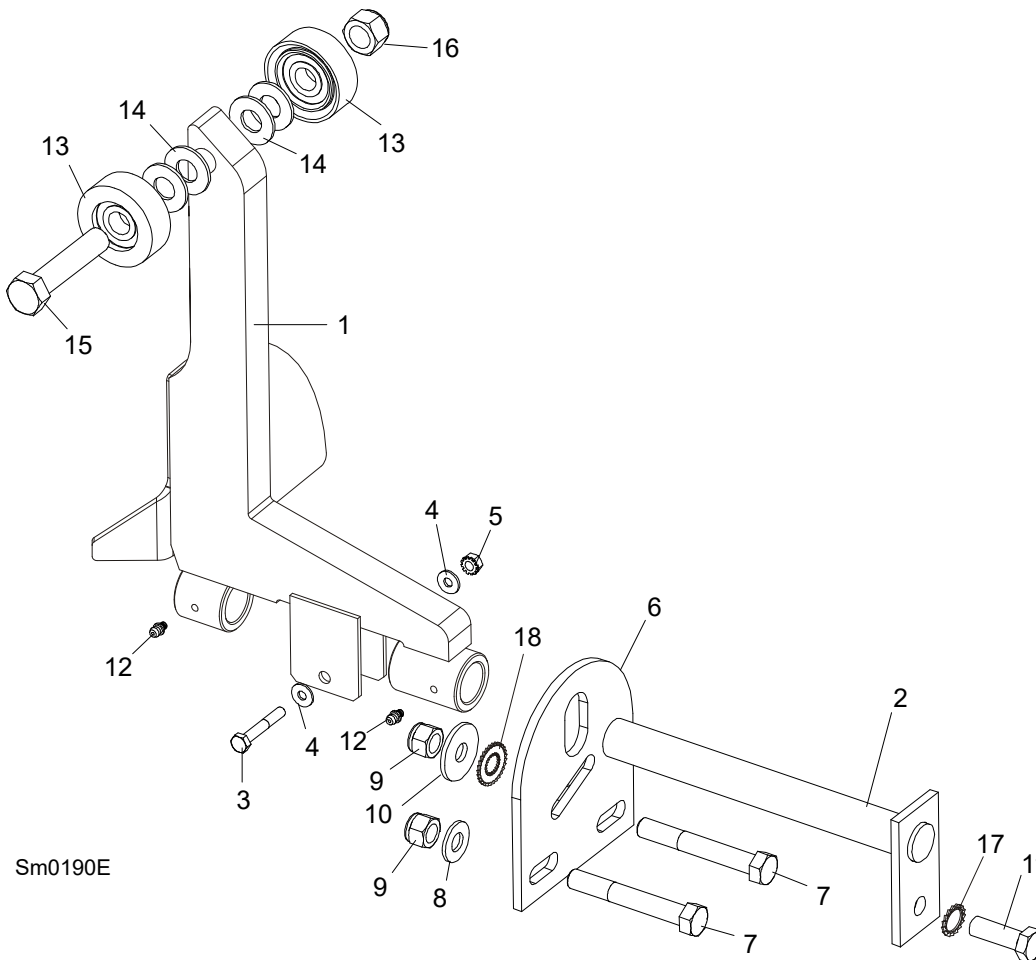
8.9 Stationary Legs

500531_001
 500531



REF	DESCRIPTION (u indicates parts available in assemblies only)	PART #	QTY
-	LEG KIT, "L" FRAME STATIONARY ADJUSTABLE	500531	1
1	LEG, RIGHT ADJUSTABLE STATIONARY	501640	3
2	LEG, LEFT STATIONARY ADJUSTABLE	501639	6
3	LEG, MIDDLE ADJUSTABLE STATIONARY	501637	4
4	COVER ASSEMBLY, MAIN TUBE	093052	1
5	BOLT, M10X125 8.8 HEX HEAD ZINC	F81003-18	2
6	BOLT, M12X130-8.8 HEX HEAD ZINC	F81004-36	2
7	LEG, OUTRIGGER STATIONARY	505766	1
8	LEG, FRONT ADJUSTABLE STATIONARY	589525	1

8.10 Log Side Support (Manual)



Sm0190E

REF.	DESCRIPTION (◆ Indicates Parts Available in Assemblies Only)	PART #	QTY
1	SUPPORT, LOG SIDE W/GUARD	099785-1	1
2	PIN, LOG SIDE SUPPORT ZINC-PL.	091549-1	1
3	BOLT, M8X45-8.8 HEX HEAD FULL THREAD ZINC	F81002-14	1
4	WASHER, 8.4 FLAT ZINC	F81054-1	2
5	NUT, M8-8-B HEX NYLON ZINC LOCK	F81032-2	1
6	PLATE, LOG SIDE SUPPORT END	091591-1	1
7	BOLT, M12 X 90-8.8 HEX HEAD ZINC	F81004-2	2
8	WASHER, 13 FLAT ZINC	F81056-1	2
9	NUT, M12-8 HEX NYLON ZINC LOCK	F81034-2	3
10	WASHER, 45/13 ZINC LOCK	086184	1
11	BOLT, M12 X 35-8.8 HEX HEAD FULL THREAD ZINC	F81004-24	1
12	FITTING, 3/16X3/16 STRAIGHT GREASE	P04107	2
13	ROLLER ASSEMBLY, SIDE SUPPORT	015014-1	2
14	WASHER, 17 FLAT ZINC	F81058-1	2
15	BOLT, M16X65-8.8-B HEX HEAD FULL THREAD ZINC	F81006-1	1
16	NUT, M16-8 HEX NYLON ZINC LOCK	F81036-2	1
17	WASHER, BN781 M12/13 EXTERNALLY SERRATED	F81056-16	1
18	WASHER, BN783 M12/12.3/30.3 SERRATED	F81056-17	1



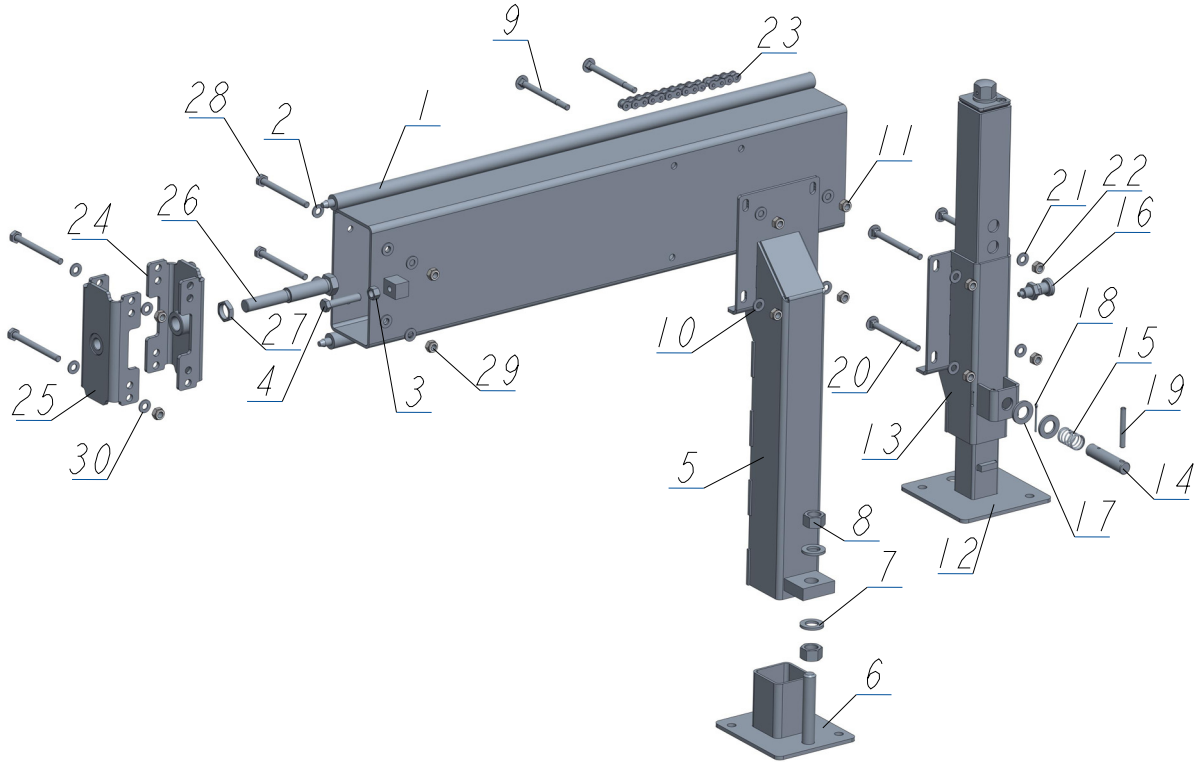
BED FRAME ASSEMBLY

Log Side Support (Manual)

	INSTRUCTION SHEET, SIDE SUPPORT ROLLER	015109-526	1	
--	--	------------	---	--

8.11 Bed Extension LT70 (0.9m) - Complete

540139_70_001_B
 540139_70_MANUAL



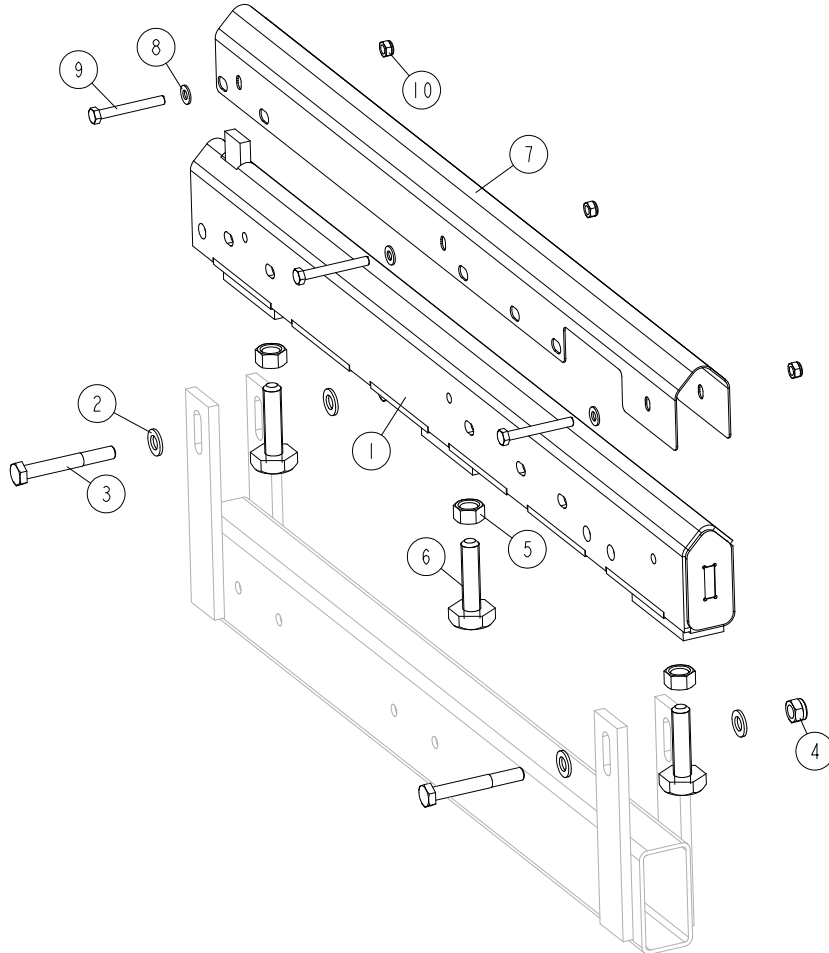
REF	DESCRIPTION (u indicates parts available in assemblies only)	PART #	QTY
-	EXTENSION, LT70 (0.9M) TRACK RAIL - COMP	540139-70	1
1	TUBE WELDMENT, 0.9M W/RODS	540138-1	1
2	WASHER, 10.5 FLAT ZINC	F81055-1	4
3	NUT, M12-8 ZINC	F81034-1	1
4	BOLT M12X60-8 HEX HEAD FULL THREAD ZINC	F81004-51	1
-	LEG, RIGHT ADJUSTABLE STATIONARY	501640	1
5	LEG, MAIN TUBE (HIGH)	507620-1	1
6	FOOT	586948-1	1
7	WASHER, 21 FLAT ZINC	F81059-2	2
8	NUT, M20-8 HEX ZINC	F81037-1	2
9	BOLT, M10X120 8.8 CARRIAGE ZINC	F81003-33	4
10	WASHER, 10.5 FLAT ZINC	F81055-1	4
11	NUT, M10-8-B NYLON HEX ZINC LOCK	F81033-1	4
-	LEG, COMPLETE FINE ADJUST OUTRIGGER	094584	1
12	FINE ADJUST OUTRIGGER LEG	093589	1
13	GUIDE, FINE ADJUST OUTRIGGER LEG	506114-1	1
14	PIN, OUTRIGGER PULL	087012-1	1
15	SPRING, ZINC	087040	1
16	PIN, DETENT	090197	1
17	WASHER, 21 FLAT ZINC	F81059-2	2

BED FRAME ASSEMBLY*Bed Extension LT70 (0.9m) - Complete*

REF	DESCRIPTION (u indicates parts available in assemblies only)	PART #	QTY	
18	PIN, S-ZN 4X25 COTTER	F81043-2	1	
19	PIN 8X65 ROLL	F81046-1	1	
20	BOLT, M10X120 8.8 CARRIAGE ZINC	F81003-33	4	
21	WASHER, 10.5 FLAT ZINC	F81055-1	4	
22	NUT, M10-8-B NYLON HEX ZINC LOCK	F81033-1	4	
23	CHAIN, 0.9M LT70	540147	1	
-	BRACE KIT BX	501340	1	
24	CONNECTOR, BX (M24) - WLDMT/PTD	500989-1	1	
25	CONNECTOR, BX (M20) - WLDMT/PTD.	501339-1	1	
26	BOLT, ZINC SPECIAL	087188-1	1	
27	NUT, M24X2 ZINC SPECIAL	087626-1	1	
28	BOLT, M10 X 115-8.8 HEX HEAD ZINC	F81003-19	4	
29	NUT, M10-8-B NYLON HEX ZINC LOCK	F81033-1	4	
30	WASHER, 10.5 FLAT ZINC	F81055-1	8	

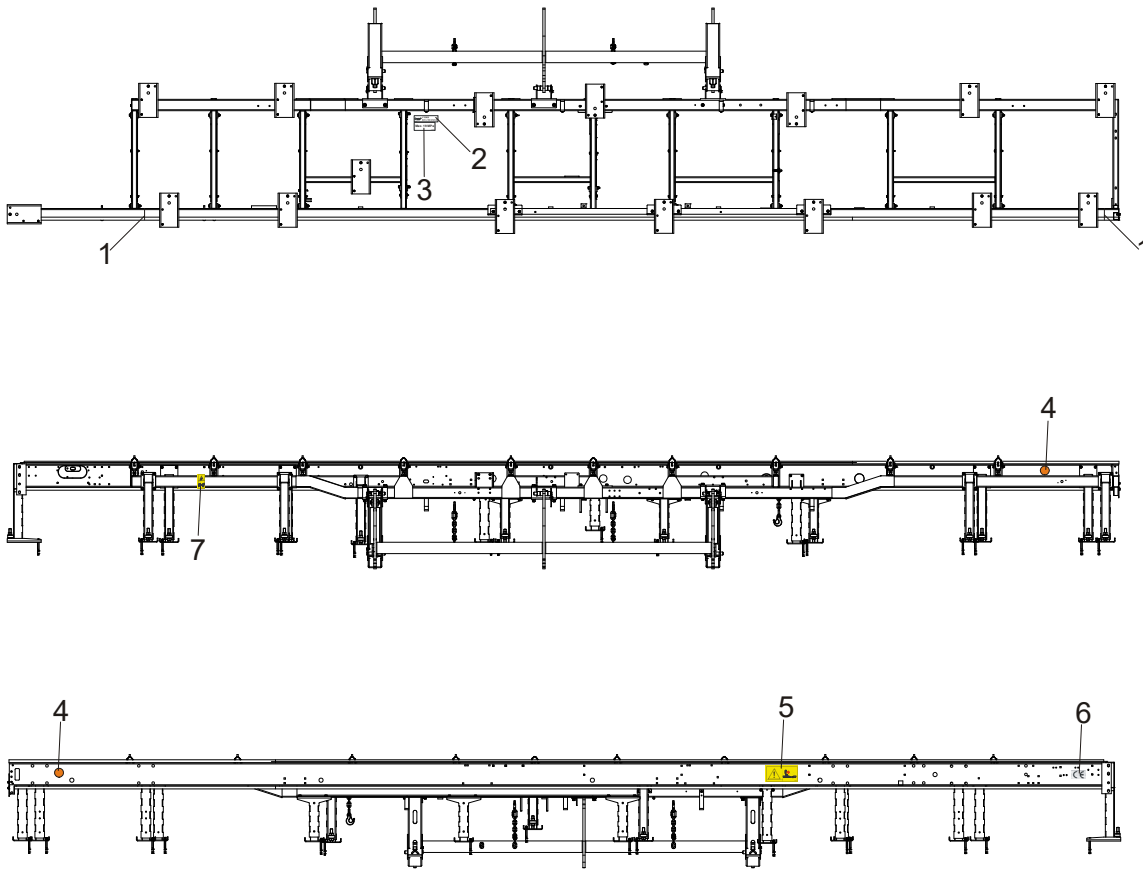
8.12 Angled Bed Rails for "L" Frame

568330_001
 568330



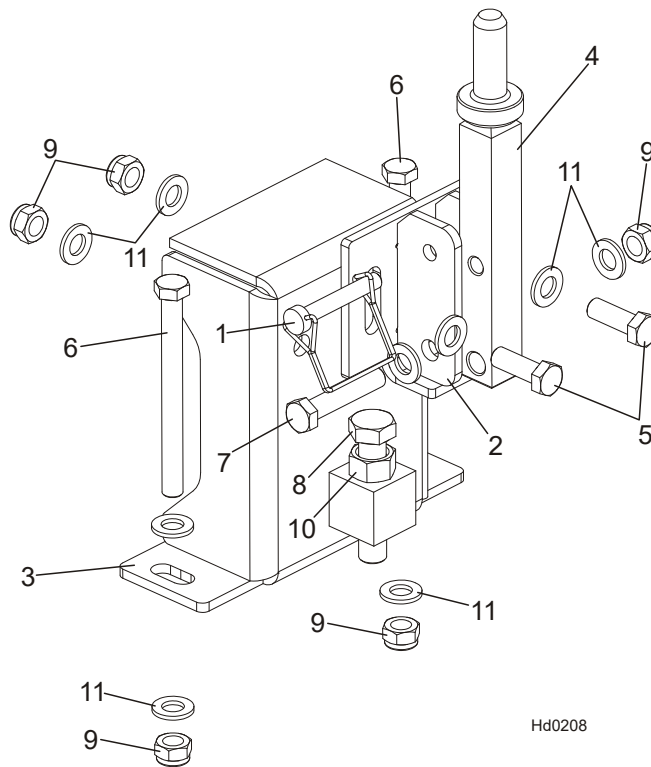
REF	DESCRIPTION (u indicates parts available in assemblies only)	PART #	QTY
1	RAIL, ADJUSTABLE ANGLED	521930	1
2	WASHER, 13 FLAT ZINC	F81056-1	4
3	BOLT, M12X90 8.8 HEX HEAD ZINC	F81004-2	2
4	NUT, M12-8 HEX NYLON ZINC LOCK	F81034-2	2
-	M16 BOLT W/NUT	516629	3
5	NUT, M16 5.8 HEX ZINC	F81036-5	1
6	BOLT, M16 BED RAIL ADJUSTMENT	505006	1
7	COVER, BED RAIL ("M-SUPER" & "L" FRAMES)	522979	1
8	WASHER, 8,4-FLAT ZINC	F81054-1	3
9	BOLT, M8X65-5,8 HEX HEAD ZINC	F81002-3	3
10	NUT, M8-8-B HEX NYLON ZINC LOCK	F81032-2	3

8.13 Bed Frame Decals



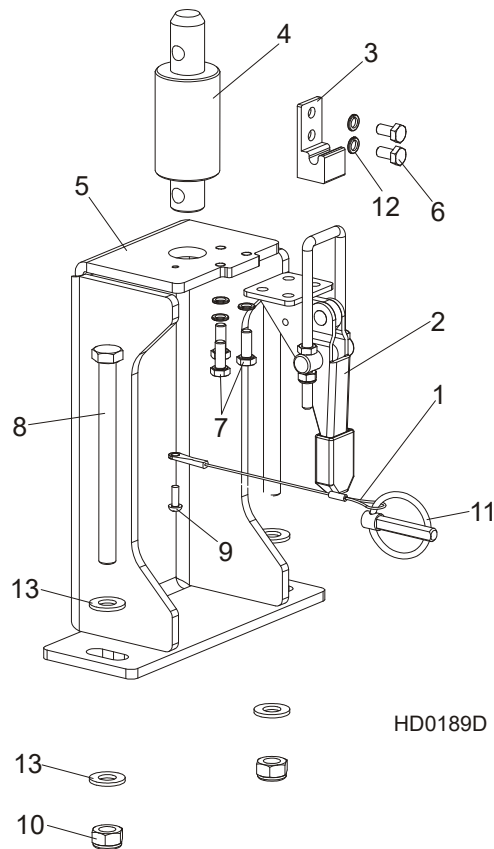
REF.	DESCRIPTION (◆ Indicates Parts Available in Assemblies Only)	PART #	QTY
1	DECAL, LOG LENGTH LIMIT	S12051	2
2	DECAL, HYDRAULIC OIL TYPE	096323	1
3	DECAL, HYDRAULIC WORKING PRESSURE	099524	1
4	DECAL, REFLECTOR, 2 DIA YELLOW	P07453	2
5	DECAL, SAWMILL TRAILER CAUTION (PICTOGRAM)	099542	1
6	DECAL, CE CERTIFIED SAWMILL, SMALL	P85070	1
7	DECAL, KEEP AWAY DANGER (PICTOGRAM)	099221	1

8.14 Saw Head Transport Bracket



REF.	DESCRIPTION (◆ Indicates Parts Available In Assemblies Only)	PART #	QTY
	BRACKET, LT40LE25SAH15-3.0 SAW HEAD REST	504631	1
1	PIN, 3/8X2 1/4 SQ WIRE LOCK	014151	1
2	BRACKET WELDMENT	504634-1	1
3	REST WELDMENT, SAW HEAD	504641-1	1
4	PIN WELDMENT	504644-1	1
5	BOLT, M12x35-8.8 HEX HEAD FULL THREAD ZINC	F81004-24	2
6	BOLT, M12x130-8.8 HEX HEAD ZINC	F81004-36	2
7	BOLT, M12x60-8.8 HEX HEAD ZINC	F81004-5	1
8	BOLT, M16x80 8.8-B HEX HEAD FULL THREAD ZINC	F81006-11	1
9	NUT, M12-8 HEX NYLON ZINC LOCK	F81034-2	5
10	NUT, M16-5.8 HEX ZINC	F81036-1	1
11	WASHER, 13 FLAT ZINC	F81056-1	10

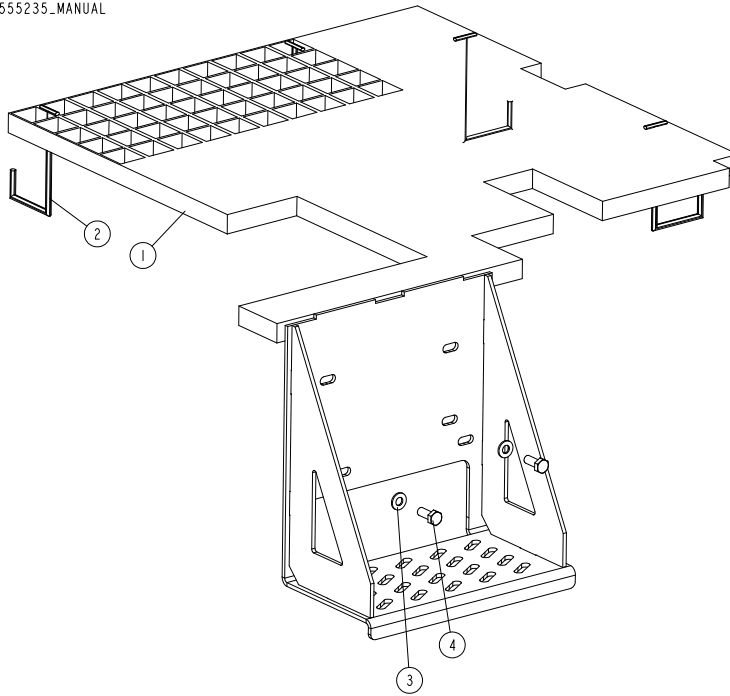
8.15 Saw Head Transport Bracket, LT70L



REF.	DESCRIPTION (◆ Indicates Parts Available in Assemblies Only)	PART #	QTY
	BRACKET, LT70L SAW HEAD REST W/LATCH CLAMP	502392	1
1	LANYARD, 3/64 X 6"	016030	1
2	CLAMP, GN851.2-320-T4 LATCH	094656	1
3	BRACKET, GN851.2-320-T4 ZINC-PLATED LATCH CLAMP	094659-1	1
4	PIN, LT20 SAW HEAD REST	097935-1	1
5	BRACKET, SAW HEAD REST	502389-1	1
6	BOLT, M6X12-8.8 HEX HEAD FULL THREAD ZINC	F81001-7	2
7	BOLT, M6X16 8.8 HEX HEAD FULL THREAD ZINC	F81001-15	3
8	BOLT, M10x125-8.8 HEX HEAD ZINC	F81003-18	2
9	SCREW, M4x12 5.8-B CROSS RECESSED PAN HEAD ZINC	F81011-43	1
10	NUT, M10-8-B HEX NYLON ZINC LOCK	F81033-1	2
11	PIN, 8 BN914 LINCH (BOSSARD 1364650)	F81046-2	1
12	WASHER, Z 6.1 SPLIT LOCK ZINC	F81053-3	5
13	WASHER, 10.5 FLAT ZINC	F81055-1	4

8.16 Inspection Platform for the Old Type Frame (Optional)

555235_001
555235_MANUAL



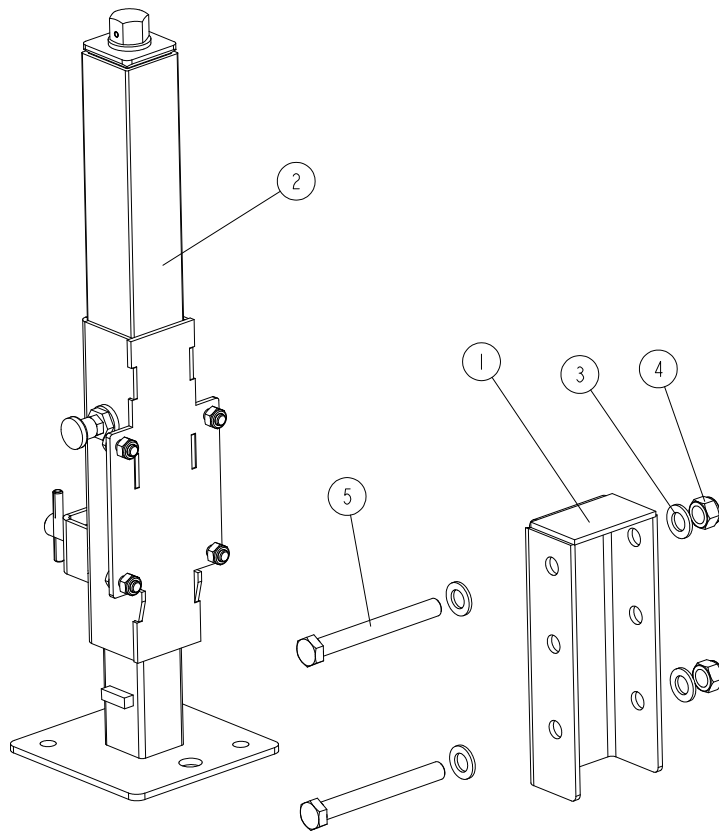
REF	DESCRIPTION (◆ indicates parts available in assemblies only)	PART #	QTY
-	PLATFORM, INSPECTION (FOR DRIVEN LOG LEVELLING ROLLER)	555235	1
1	PLATFORM, INSPECTION	555237-1	1
2	BRACKET, HOOK	085682	4
3	WASHER, 8.4 FLAT ZINC	F81054-1	2
4	BOLT, M8X20 8.8 HEX HEAD FULL THREAD ZIN	F81002-4	2

8 BED FRAME ASSEMBLY

Front Adjustable Leg (at the hitch)

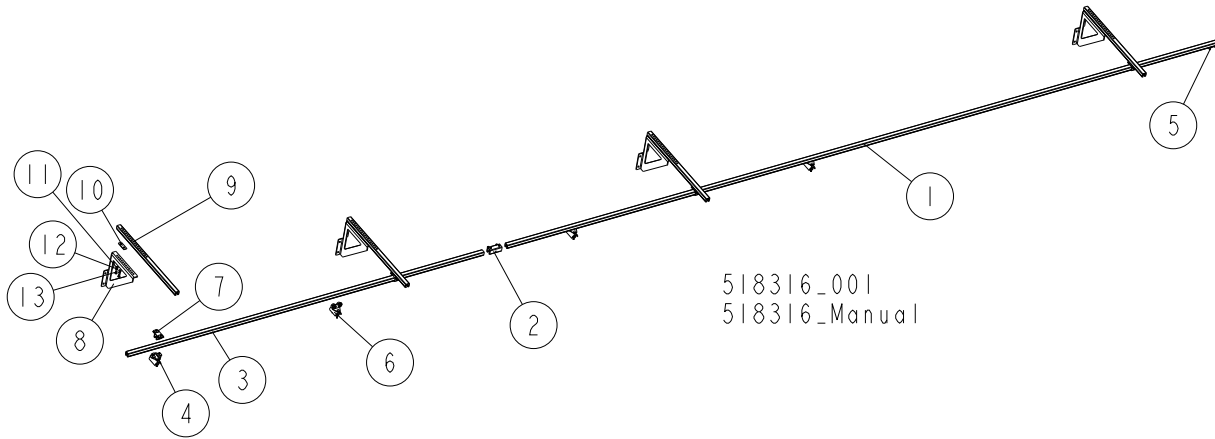
8.17 Front Adjustable Leg (at the hitch)

528370_001
528370_MANUAL



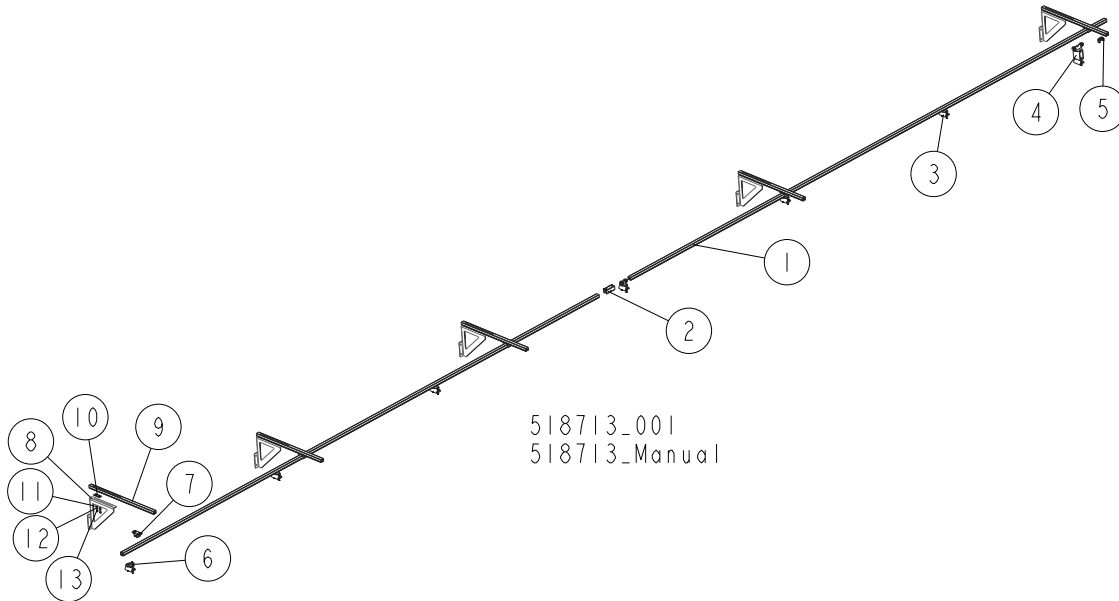
REF	DESCRIPTION (◆ indicates parts available in assemblies only)	PART #	QTY
-	LEG, FRONT ADJUSTABLE - COMPLETE	528370	1
1	BRACKET, LEG MOUNT	528368-1	1
2	LEG, COMPLETE SIDE	094583	1
3	WASHER, 17 ZINC FLAT	F81058-1	4
4	NUT, M16-8 HEX NYLON ZINC LOCK	F81036-2	2
5	BOLT, M16X140-8.8 HEX HEAD ZINC	F81006-4	2

8.18 Wall Mount Remote Set (Cutting Length of 6.5 m)



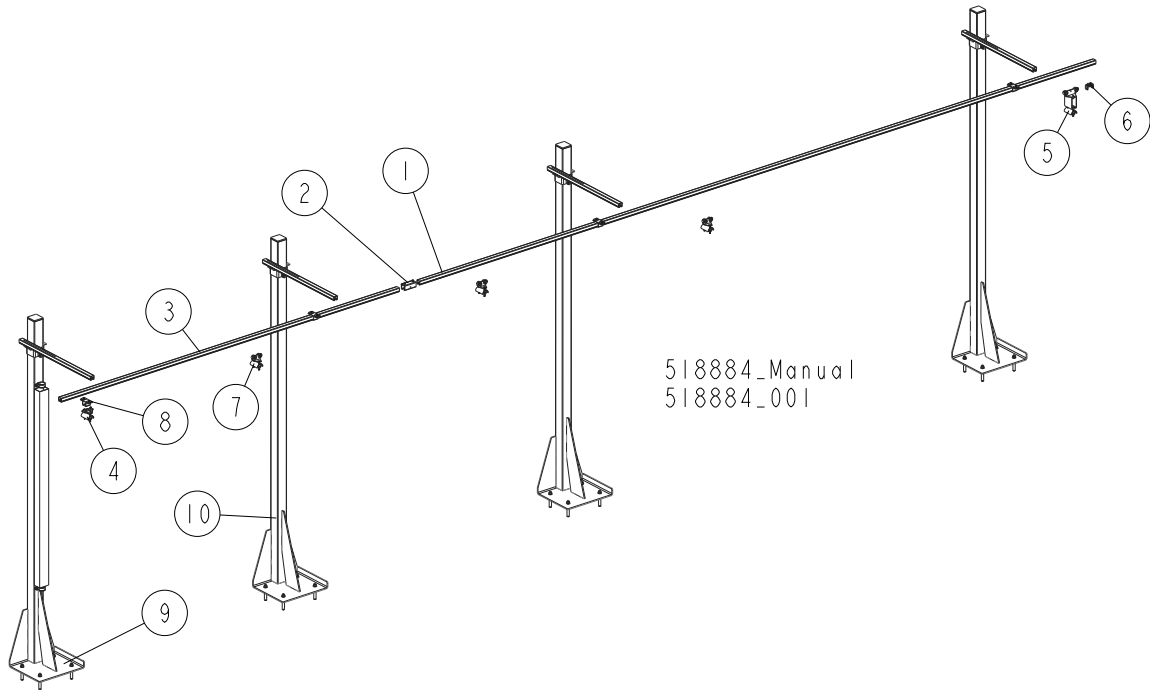
REF	DESCRIPTION (◆ indicates parts available in assemblies only)	PART #	QTY
	REMOTE SET - MOUNTED ON SIDE WALL (CUTTING LENGTH OF 6.5 M)	518316	1
	RAIL, COMPLETE GUIDE (CUTTING LENGTH OF 6.5 M)	518315	1
1	RAIL, 6 M C-PROFILE	518332	1
2	COUPLER, TRACK	518705	1
3	RAIL, 3 M C-PROFILE	518313	1
4	CLAMP, FLAT CABLE - END	518701	1
5	STOP, END	518700	1
6	TROLLEY, CABLE MOVING	518333	3
7	BRACKET, BOLT-ON	518702	4
	BRACKET KIT, WALL MOUNT	518724	4
8	BRACKET, WALL MOUNT	518728-1	1
9	ARM, RAIL BRACKET	518709	1
10	PLATE, ARM CLAMP	518885-1	1
11	WASHER, 8.4 FLAT ZINC	F81054-1	2
12	WASHER, 8.2 SPLIT LOCK ZINC	F81054-4	2
13	BOLT, M8X16 -8.8-B HEX HEAD FULL THREAD	F81002-20	2

8.19 Wall Mount Remote Set (Cutting Length of 6.5-10 m)



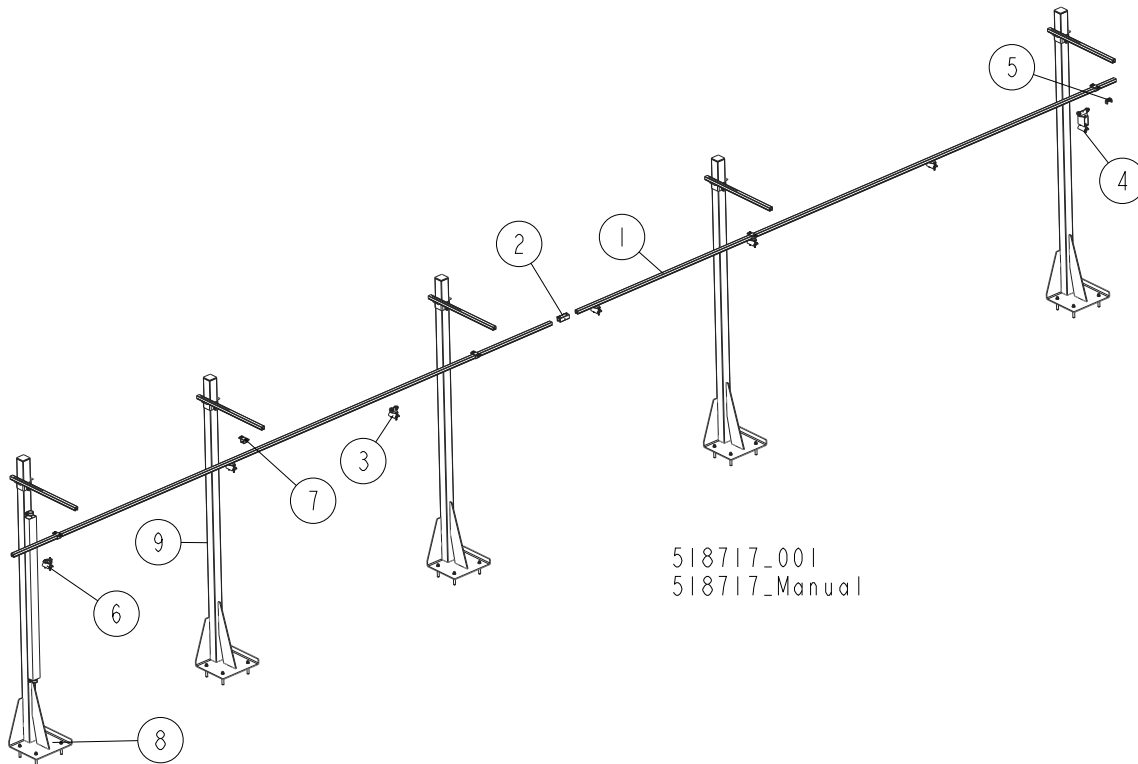
REF	DESCRIPTION (◆ indicates parts available in assemblies only)	PART #	QTY
	REMOTE SET, WALL MOUNT (CUTTING LENGTH OF 6.5-10 M)	518713	1
	RAIL, COMPLETE GUIDE (CUTTING LENGTH OF 6.5-10 M)	518704	1
1	RAIL, 6 M C-PROFILE	518332	2
2	COUPLER, TRACK	518705	1
3	TROLLEY, CABLE MOVING	518333	5
4	TROLLEY, TOWING	518334	1
5	STOP, END	518700	1
6	CLAMP, FLAT CABLE - END	518701	1
7	BRACKET, BOLT-ON	518702	5
8	BRACKET KIT, WALL MOUNT	518724	5
9	BRACKET, WALL MOUNT	518728-1	1
10	ARM, RAIL BRACKET	518709	1
11	PLATE, ARM CLAMP	518885-1	1
12	WASHER, 8.4 FLAT ZINC	F81054-1	2
13	WASHER, 8.2 SPLIT LOCK ZINC	F81054-4	2

8.20 4-Post Remote Set



REF	DESCRIPTION (◆ indicates parts available in assemblies only)	PART #	QTY
	REMOTE SET, 4-POST	518884	1
	RAIL, COMPLETE GUIDE (CUTTING LENGTH OF 6.5M)	518315	1
1	RAIL, 6 M C-PROFILE	518332	1
2	COUPLER, TRACK	518705	1
3	RAIL, 3 M C-PROFILE	518313	1
4	CLAMP, FLAT CABLE - END	518701	1
5	TROLLEY, TOWING	518334	1
6	STOP, END	518700	1
7	TROLLEY, CABLE MOVING	518333	3
8	BRACKET, BOLT-ON	518702	4
9	POST, GUIDE RAIL SUPPORT - COMPLETE See Section 8.18	520669	1
10	POST, GUIDE RAIL SUPPORT - COMPLETE See Section 8.17	518736	3

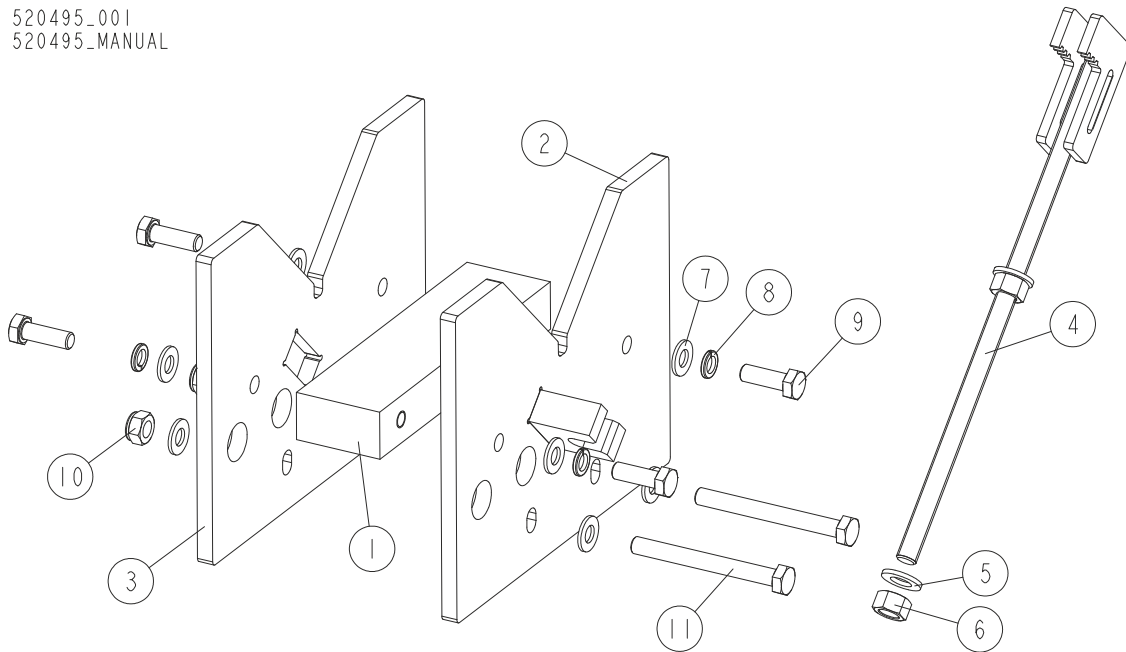
8.21 5-Post Remote Set



REF	DESCRIPTION (◆ indicates parts available in assemblies only)	PART #	QTY
	REMOTE SET, 5-POST	518717	1
	RAIL, COMPLETE GUIDE (CUTTING LENGTH OF 6.5-10 M)	518704	1
1	RAIL, 6 M C-PROFILE	518332	2
2	COUPLER, TRACK	518705	1
3	TROLLEY, CABLE MOVING	518333	5
4	TROLLEY, TOWING	518334	1
5	STOP, END	518700	1
6	CLAMP, FLAT CABLE - END	518701	1
7	BRACKET, BOLT-ON	518702	5
8	POST, GUIDE RAIL SUPPORT - COMPLETE See Section 8.18	520669	1
9	POST, GUIDE RAIL SUPPORT - COMPLETE See Section 8.17	518736	4

8.22 Octagonal Profile Sawing Tool (Option)

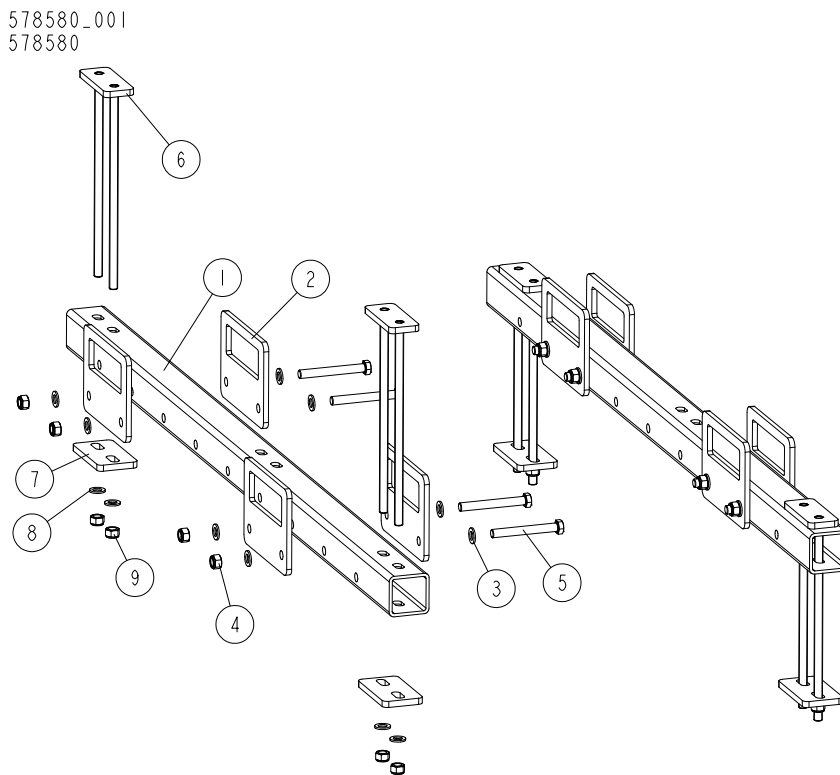
520495_001
 520495_MANUAL



REF	DESCRIPTION (◆ indicates parts available in assemblies only)	PART #	QTY
-	TOOL, OCTAGONAL PROFILE SAWING	520495	1
1	BAR, INSIDE	520490-1	1
2	PLATE, FRONT	520492-1	1
3	PLATE, MAIN	520489-1	1
4	ARM, CLAMP	520496-1	1
5	WASHER, 13 FLAT ZINC	F81056-1	2
6	NUT, M12-8-B HEX ZINC	F81034-1	2
7	WASHER, 10.5 FLAT ZINC	F81055-1	8
8	WASHER, Z 10.2 SPLIT LOCK ZINC	F81055-2	4
9	BOLT, M10X30-5.8 HEX HEAD FULL THREAD ZI	F81003-2	4
10	NUT, M10-8-B HEX NYLON ZINC LOCK	F81033-1	2
11	BOLT, M10X95-8.8-B HEX HEAD ZINC	F81003-71	2

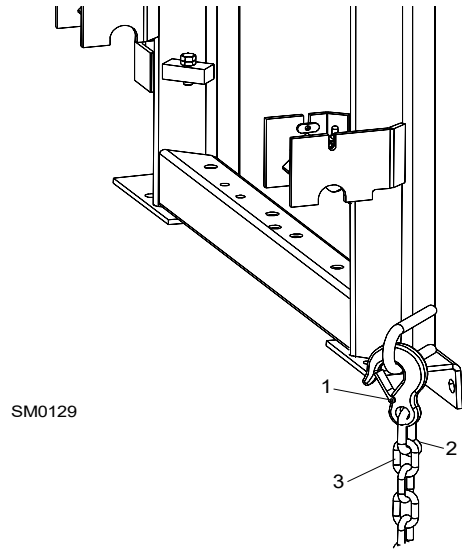
8 **BED FRAME ASSEMBLY**
Sawmill Transport Bracket Assembly (Option)

8.23 Sawmill Transport Bracket Assembly (Option)



REF	DESCRIPTION (u indicates parts available in assemblies only)	PART #	QTY
-	TRANSPORT BRACKET ASSEMBLY, SAWMILLS	578580	1
-	BRACKET, TRANSPORT	578566	2
1	TUBE, TRANSPORT	578567-1	1
2	PLATE, TRANSPORT BRACKET	578569-1	4
3	WASHER, 17 FLAT ZINC	F81058-1	8
4	NUT, M16-8 HEX NYLON ZINC LOCK	F81036-2	4
5	BOLT, M16X130-8.8 HEX HEAD ZINC	F81006-35	4
-	CLAMP, FRAME	578572	2
6	PLATE	578577-1	1
7	PLATE, TRANSPORT BRACKET	578568-1	1
8	WASHER, 17 FLAT ZINC	F81058-1	2
9	NUT, M16-8 HEX NYLON ZINC LOCK	F81036-2	2

8.24 Tie Down Chain Assembly



REF.	DESCRIPTION (◆ indicates parts available in assemblies only)	PART #	QTY
	CHAIN ASSEMBLY, TIE DOWN	A04376-1	1
1	HOOK, 5/8 SAFETY CHAIN	P12075	1
2	Link, 10 Chain	100767	1
3	Chain, N-10 x 35, 6-Link	100951	1

SECTION 9 HYDRAULIC SYSTEM

9.1 Hydraulic Boxes, LT40/LT70

REF	DESCRIPTION (◆ indicates parts available in assemblies only)	PART #	QTY	
-	BOX, DH4 LT40/70 HYDRAULIC - COMPLETE	095809 ¹	-	
-	BOX, AH4 LT40/70 HYDRAULIC CONTROL - COM	096642 ²	-	
-	BOX, LT40/70 AC 17-SECTION HYDRAULIC CON	513995 ³	-	
-	BOX, LT40/70 AC 16-SECTION HYDRAULIC - COMPLETE	522984 ⁴	-	
-	HYDRAULIC CONTROL BOX, LT40/70AC BX24 10	513997 ⁵	-	
-	BOX, AH6 HYDRAULIC	096793 ⁶	-	

¹ For LT40/70 M DC

² For LT40/70 M AC

³ For LT40/70 M AC

⁴ For LT40/70 M AC

⁵ For LT40/70 M AC

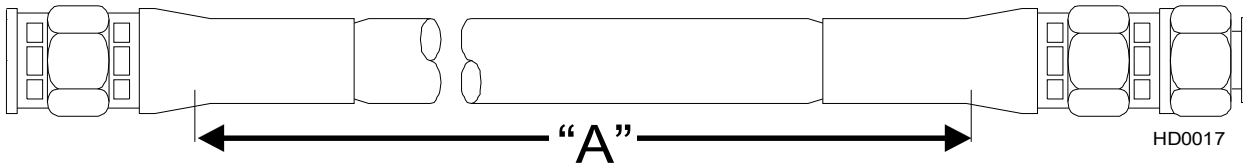
⁶ For LT40/70 M AC



HYDRAULIC SYSTEM

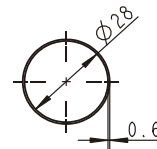
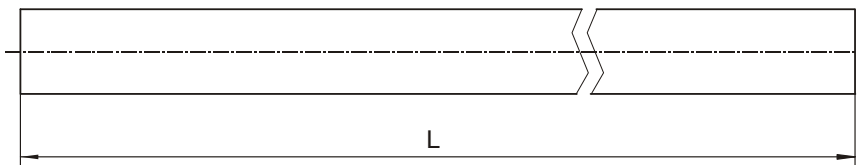
Hydraulic hoses, LT20L/LT40L/LT70L AH

9.2 Hydraulic Hoses, LT20L/LT40L/LT70L AH



COLOR CODE	LENGTH (m)	DESCRIPTION (◆ Indicates Parts Available In Assemblies Only)	PART #	QTY
GREEN	1.305	3/8" TEE FITTING / 3RD LOADER ARM, CYLINDER BOTTOM	089808	1
RED	1.305	3/8" TEE FITTING / OIL FLOW DIVIDER	089808	1
GREEN	2.155	3/8" TEE FITTING / 1ST LOADER ARM, CYLINDER BOTTOM	091844	1
BLUE	1.205	3/8" TEE FITTING/ OIL FLOW DIVIDER	504834	1
NONE	10.205	1/4" POWER ROLLER UP/DOWN	506988	2
SILVER/BROWN	9.705	1/4" POWER ROLLER - ROLLER DRIVE - MOTOR	506989	2
NONE/ PINK	7.205	3/8" SIDE SUPPORTS UP/DOWN	506990	2
BROWN/ CHERRY RED	3.755	3/8" SIDE SUPPORTS TO LOG TURNER	506991	2
RED/BLUE	9.755	1/4" CONTROL BOX TO 2ND CLAMP UP/DOWN	506992	2
ORANGE/WHITE	9.605	1/4" CONTROL BOX TO 2ND CLAMP IN/OUT	506993	2
GREEN	9.005	1/4" MIDDLE CLAMP TOP	506994	1
YELLOW	8.705	1/4" MIDDLE CLAMP BOTTOM	506995	1
WHITE	7.775	3/8" MIDDLE CLAMP FRONT END	506996	1
ORANGE	7.605	3/8" MIDDLE CLAMP REAR END	506997	1
CHERRY RED/BLACK	7.205	1/4" 2ND TOE BOARD UP/DOWN	506998	2
CHERRY RED//BLACK	5.905	1/4" 1ST TOE BOARD UP/DOWN	506999	2
RED/BLUE	6.905	1/4" 1ST LOG CLAMP UP/DOWN	507000	2
ORANGE/WHITE	6.005	1/4" 1ST LOG CLAMP IN/OUT	507001	2
BLUE/RED	7.605	3/8" CONTROL BOX - LOG LOADER/LOG DECK	507002	1
YELLOW	2.305	3/8" TEE FITTING / 1ST LOADER ARM, CYLINDER BOTTOM	507003	1
YELLOW	0.905	3/8" TEE FITTING / 2ND LOADER ARM, CYLINDER TOP	507004	1
YELLOW	1.355	3/8" TEE FITTING / 3RD LOADER ARM, CYLINDER TOP	507005	1
BLUE	1.005	3/8" TEE FITTING - TEE FITTING	507006	1
GREEN	0.805	3/8" TEE FITTING / 2ND LOADER ARM, CYLINDER BOTTOM	507181	1

Protective Conduits, LT70 Series A/DH Hydraulic Hoses



LENGTH "L"	DESCRIPTION (◆ Indicates Parts Available In Assemblies Only)	PART #	QTY
0.70	PROTECTIVE CONDUIT, LOG TURNER HOSE	099761	2

HYDRAULIC SYSTEM

Hydraulic hoses, LT20L/LT40L/LT70L AH



0.28	PROTECTIVE CONDUIT, IN/OUT CYLINDER HOSE - BOTTOM	099762	1	
0.45	PROTECTIVE CONDUIT, IN/OUT CYLINDER HOSE - TOP	099763	1	
1.35	PROTECTIVE CONDUIT, UP/DOWN CYLINDER HOSE - BOTTOM	099764	1	
1.65	PROTECTIVE CONDUIT, UP/DOWN CYLINDER HOSE - TOP	099765	1	



HYDRAULIC SYSTEM

LT40/LT70 Hydraulic Control Boxes

9.3 LT40/LT70 Hydraulic Control Boxes

REF.	DESCRIPTION (◆ indicates parts available in assemblies only)	PART #	QTY	
-	BOX, AH4 LT40/70 HYDRAULIC CONTROL - COMPLETE	096642 ¹	-	
-	BOX, LT40/70 AC 17-SECTION HYDRAULIC - COMPLETE	513995 ²	-	
-	BOX, LT40/70 18-SECTION HYDRAULIC - COMPLETE	531246 ³	-	
-	BOX, LT40/70 AC 16-SECTION HYDRAULIC - COMPLETE	522984 ⁴	-	
-	HYDRAULIC CONTROL BOX, LT40/70AC BX24 10	513997 ⁵	-	
-	BOX, AH6 HYDRAULIC	096793 ⁶	-	

¹ For LT40/70 M AC

² For LT40/70 M AC

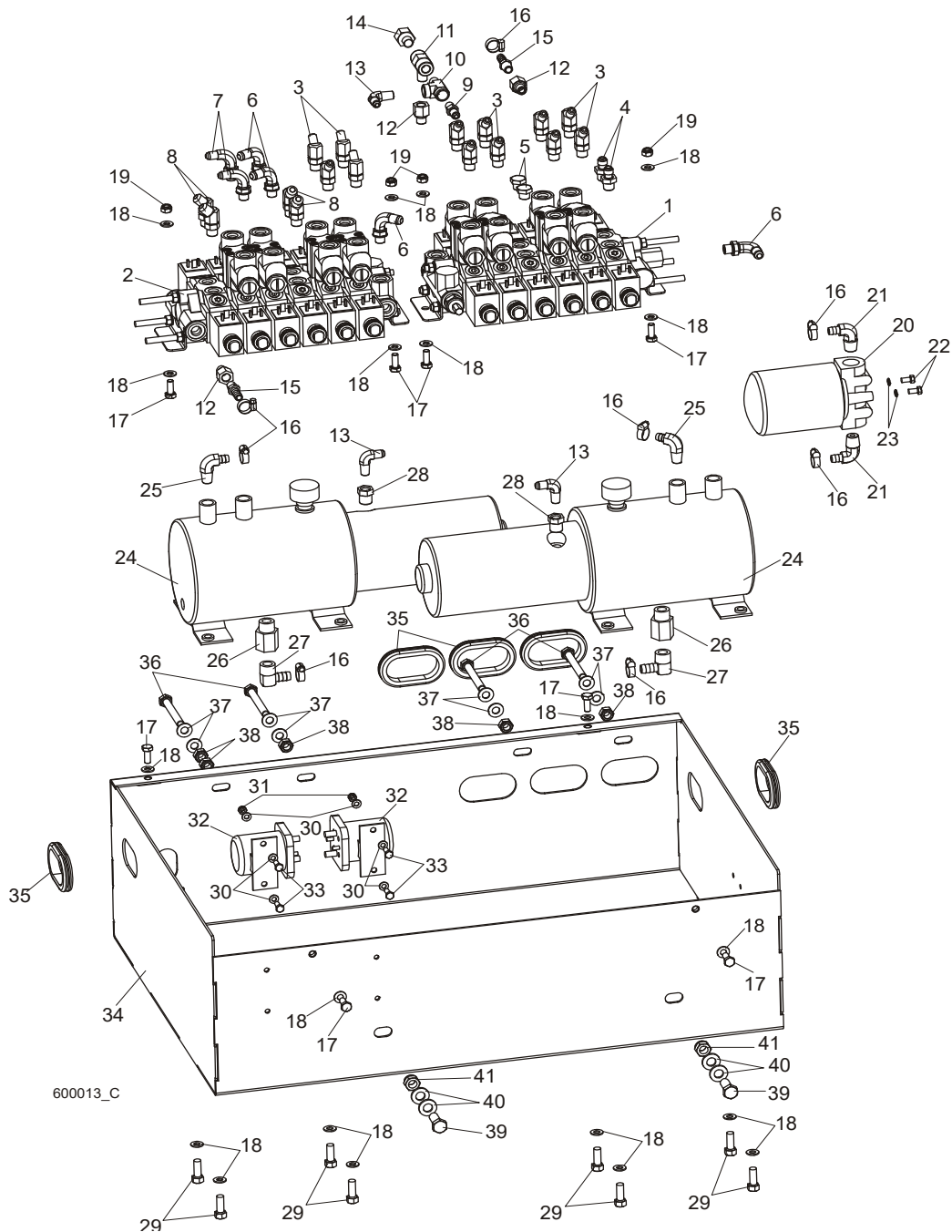
³ For LT40/70 M AC

⁴ For LT40/70 M AC

⁵ For LT40/70 M AC

⁶ For LT40/70 M AC

9.4 Hydraulic Control Box, LT70L DH15



REF	DESCRIPTION (◆ Indicates Parts Available In Assemblies Only)	PART #	QTY.
	BOX ASSEMBLY, DH15 HYDRAULIC CONTROL	093756	1
	BOX ASSEMBLY, DC 9.5 M HYDRAULIC CONTROL	088113	1
1	Valve, HDS11 6K01-151/MOD 6/062Z0 Hydraulic	088188	1
2	Valve, HDS11 6K01-151/MOD 6/063Z0 Hydraulic	088189	1
3	Fitting, #4SAE-#6SAE 45° Elbow	015488	12
4	Fitting, 1/4" JIC x 3/8" O-Ring	P26284	2
5	Plug, 9/16 -18 JIC Hydraulic Valve	089647	2
6	Fitting, #6 SAE 3/8"JIC Elbow	P12704	4
7	Fitting, 90° 9/16-18 JIC 7/16-20 JIC Elbow	089642	2

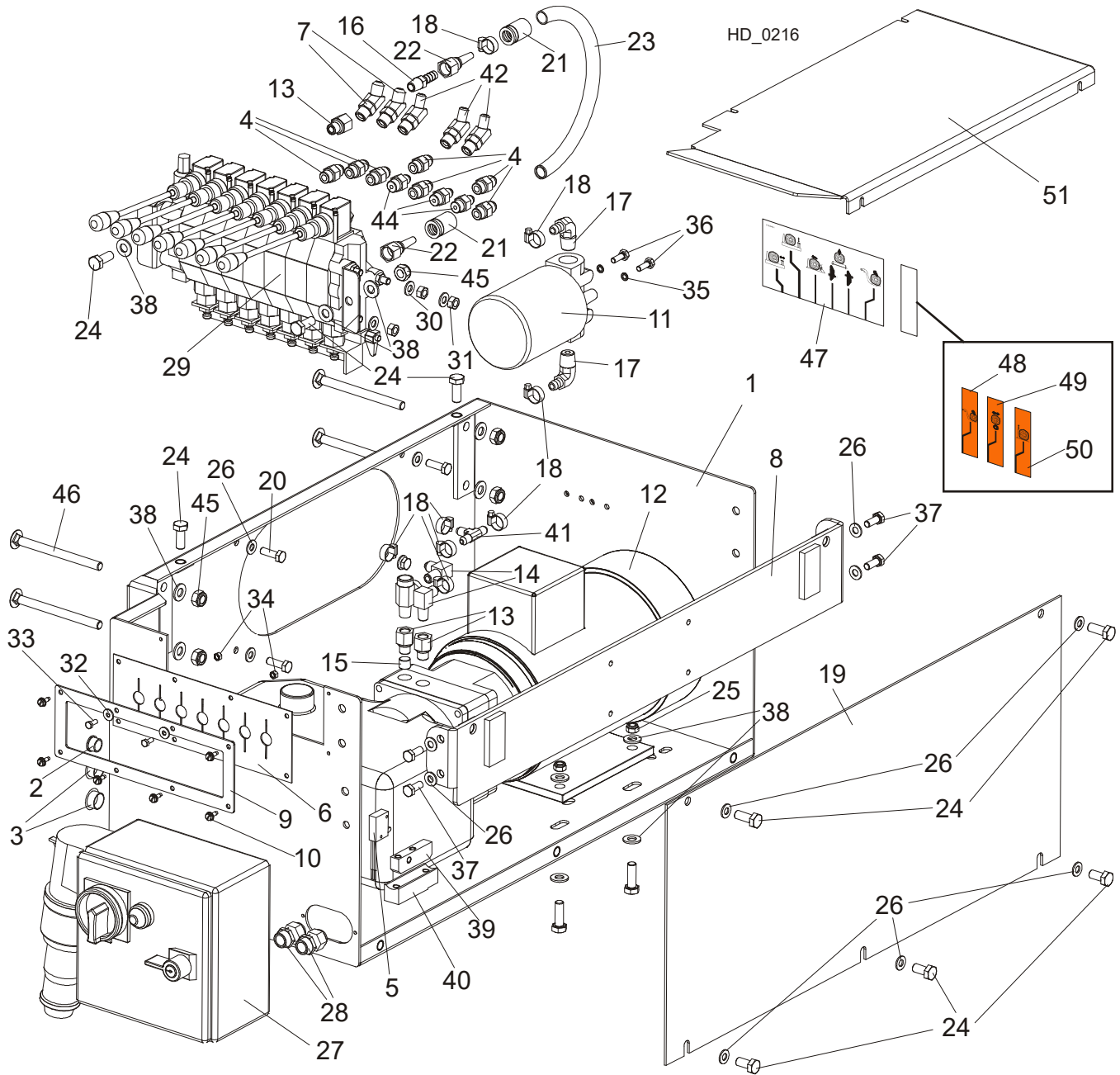


HYDRAULIC SYSTEM

Hydraulic Control Box, LT70L DH15

8	Fitting, 45° #6SAE Elbow	015489	4	
9	Fitting, C5205x4x4 Male	P09143	1	
10	Fitting, C3759X4 Male Run Tee	P09141	1	
11	Fitting, 1/4NPT Branch Tee	015486	1	
12	Fitting, #6 SAE Male - 1/4 NPT Female	014686	3	
13	Fitting, 90° Male Elbow	P09142	3	
14	Plug, 1/4" NPT Blank	096221	1	
15	Fitting, 3/8 Barb - 1/4 NPT	014685	2	
16	Clamp, 11/16 Worm	P12739	8	
17	Bolt, M8 x 20-8.8-B Hex Head Full Thread Zinc	F81002-4	8	
18	Washer, 8.4 Zinc Flat	F81054-1	20	
19	Nut, M8-8-B Hex Nylon Zinc Lock	F81032-2	4	
20	Manifold, 1.2" Hydraulic W/Filter	P22683	1	
21	Fitting, 1/2"NPT - 3/8" Hose Barb Elbow	P12707	2	
22	Bolt, 1/4-20x1/2" Hex Head Grade 2 Zinc	F05005-15	2	
23	Washer, Z 6.1 Split Zinc Lock	F81053-3	2	
24	Pump W/Motor, Hydraulic	P12701	2	
25	Fitting, #6-6(3/8"NPT) - 3/8" Hose Barb Elbow	P12708	2	
26	Fitting, 1/2NPT-1/2NPT Adapter	015995	2	
27	Fitting, 1/2NPT-1/2 Hose Barb Elbow	015997	2	
28	Fitting, 3/8NPT x 1/4NPT Reducer	015490	2	
29	Bolt, 3/8-16x1 Hex Head Grade 8 Zinc	F05007-7	8	
30	Washer 6.4 Zinc Flat	F81053-1	8	
31	Nut, M6-8-B Hex Nylon Zinc Lock	F81031-2	4	
32	Solenoid, 200A 12V SPST Hydraulic Pump 1997	015470	2	
33	Bolt, M6 x 16 8.8 Hex Head Full Thread Zinc	F81001-15	4	
34	Box Weldment, DC 9.5 m Hydraulic Control	088105-1	1	
35	Grommet, FM54 Rubber	087065	5	
36	Bolt, M10 x 80-8.8 Hex Head Zinc	F81003-50	4	
37	Washer, 10.5 Zinc Flat	F81055-1	8	
38	Nut, M10-8-B Hex Nylon Zinc Lock	F81033-1	5	
39	Bolt, M12 x 30-8.8 Hex Head Full Thread Zinc	F81004-22	2	
40	Washer, 13 Zinc Flat	F81056-1	4	
41	Nut, M12-8 Hex Nylon Zinc Lock	F81034-2	2	
	Matrix, Diode Hydraulic	096963	2	
	VALVE CONNECTOR, WITH BUILT-IN LED	094556		

9.5 Hydraulic Control Box, LT20L/LT40L/70L AH7



REF.	DESCRIPTION (◆ Indicates Parts Available In Assemblies Only)	PART #	QTY
	BOX, AH 7-SECTION LT40/70 HYDRAULIC	510563	1
	SKRZYŃKA HYDRAULIKI 9,5m AC KOMPL.	089640	1
1	BOX WELDMENT, 7-SECTION HYDRAULIC	510564-1	1
2	BUSHING, 15.9 UB625 CONDUIT	086816	1
3	CAP, 1086 DIA. 22.2 HOLE	093544	2
4	BOLT, M8X25-8.8-B ZINC HEX HEAD	F81002-5	4
5	Agregat hydrauliczny AC z pompą, super 4kW 14,5l/min.	086789	1
6	FITTING, 3/8JIC - 3/8 O-RING	014687	7
7	Switch, 2A 125V R-Lever NO/NC/Com	014765	1



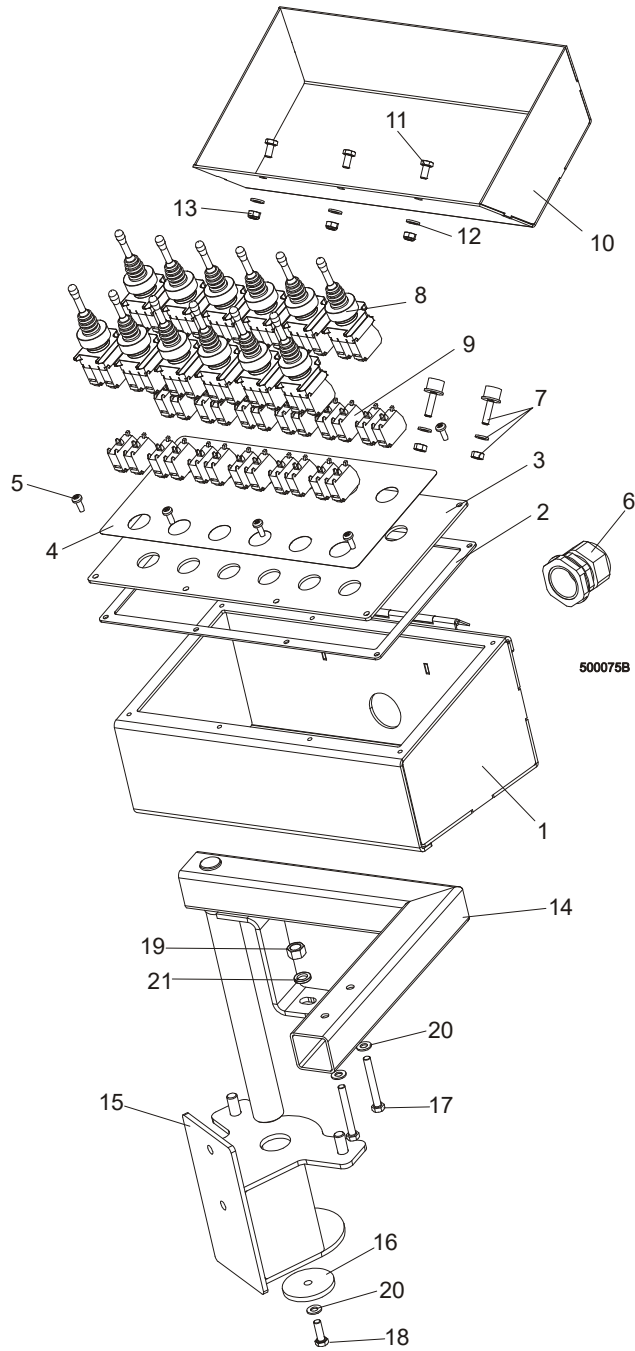
HYDRAULIC SYSTEM

Hydraulic Control Box, LT20L/LT40L/70L AH7

8	GUARD, 7-SECTION HYD. VALVE RUBBER	510566	1	
9	FITTING, 45DEG. #6SAE ELBOW	015489	2	
10	BRACKET, AC HYDRAULIC BOX	086518-1	1	
11	PLATE, RUBBER GUARD MOUNTING	510567-1	1	
12	SCREW, #10-24x1/2 SELF-TAPPING	f05015-7	5	
13	Manifold, W/Filter	P22683	1	
14	HYDRAULIC PUMP W/MOTOR, AC 4KW 14.5L/MIN	500958	1	
15	Fitting, 6SAE Male-1/4NPT Female	014686	3	
16	Fitting, 3/8JIC-1/4NPT 90L	015491	2	
17	PLUG, TN 192-1/4NPT W/EXTERNAL THREAD	096221	2	
18	Fitting, 1/4NPT-3/8 Barb	014685	1	
19	Fitting, 1/2NPT-3/8 Barb Elbow	p12707	2	
20	CLAMP, 11/16 WORM	061807	8	
21	PANEL, AC HYDRAULIC BOX FRONT	086484-1	1	
22	BOLT, M8x25-8.8-B HEX HEAD FULL THREAD ZINC	F81002-5	4	
	HOSE, 2T3/8X0.533 W9/16UNF-W9/16UNF HYDRAULIC	087775	1	
23	CRIMPSOCKET 3/8" HYDRAULIC HOSE	085901	2	
24	FITTING, JIC 9/16-18	085900	2	
25	HOSE, 3/8" (C/S-20MPa)P/N8106-6-06 HYDRAULIC	r02132	1	
26	BOLT, M10x25-8.8 HEX HEAD FULL THREAD ZINC	F81003-11	6	
27	NUT, M8-8-B HEX NYLON ZINC LOCK	F81032-2	4	
28	WASHER, 8.4 FLAT ZINC	F81054-1	13	
29	BOX, AC 4kW LT40/70 STARTER	089799	1	
30	GLAND, DP 11/H CABLE	085388	2	
31	VALVE, 7-SECTION AC HYDRAULIC	510560	1	
32	WASHER, 8.4 FLAT ZINC	F81054-1	6	
33	NUT, M8-8-B HEX ZINC	F81032-1	6	
34	WASHER, 5.5 SPECIAL FLAT ZINC	F81052-3	2	
35	BOLT, M5x12-5.8 HEX HEAD FULL THREAD ZINC	F81000-5	2	
36	NUT, M5-8 HEX ZINC	F81030-1	2	
37	WASHER, Z 6.1 SPLIT LOCK ZINC	F81053-3	2	
38	Bolt, 1/4-20x3/4 FT HHC	F05005-1	2	
39	BOLT, M8x20-8.8-B HEX HEAD FULL THREAD ZINC	F81002-4	4	
40	WASHER, 10.5 FLAT ZINC	F81055-1	16	
41	Button, Hot Contact 1997	015253	1	
42	Block, Exten. Hyd. Ground Contact	015264	1	
43	Fitting, 3/8 Barb Tee	015485	1	
44	Fitting, #4SAE-#6SAE 45 Deg. Elbow	015488	3	
45	BOLT, M10x30-5.8 HEX HEAD FULL THREAD ZINC	F81003-2	4	
46	Fitting, 1/4JIC-3/8 O-Ring	P26284	3	
47	NUT, M10-8-B HEX NYLON ZINC LOCK	F81033-1	6	
48	BOLT, M10x125 8.8 CARRIAGE HEAD ZINC	F81003-34	4	
49	Decal, Hydraulic Control Super '97 (english)	015364-A1	1	
50	DECAL, ADDITIONAL HYDRAULIC SECTION - LOG LOADER	511426 ¹	1	
51	DECAL, ADDITIONAL HYDRAULIC SECTION - POWER ROLLER	511427 ¹	1	
52	DECAL, ADDITIONAL HYDRAULIC SECTION - SIDE SUPPORT	511428 ¹	1	
53	COVER, AC HYDRAULIC CONTROL BOX	086485-1	1	

¹ Depending on order

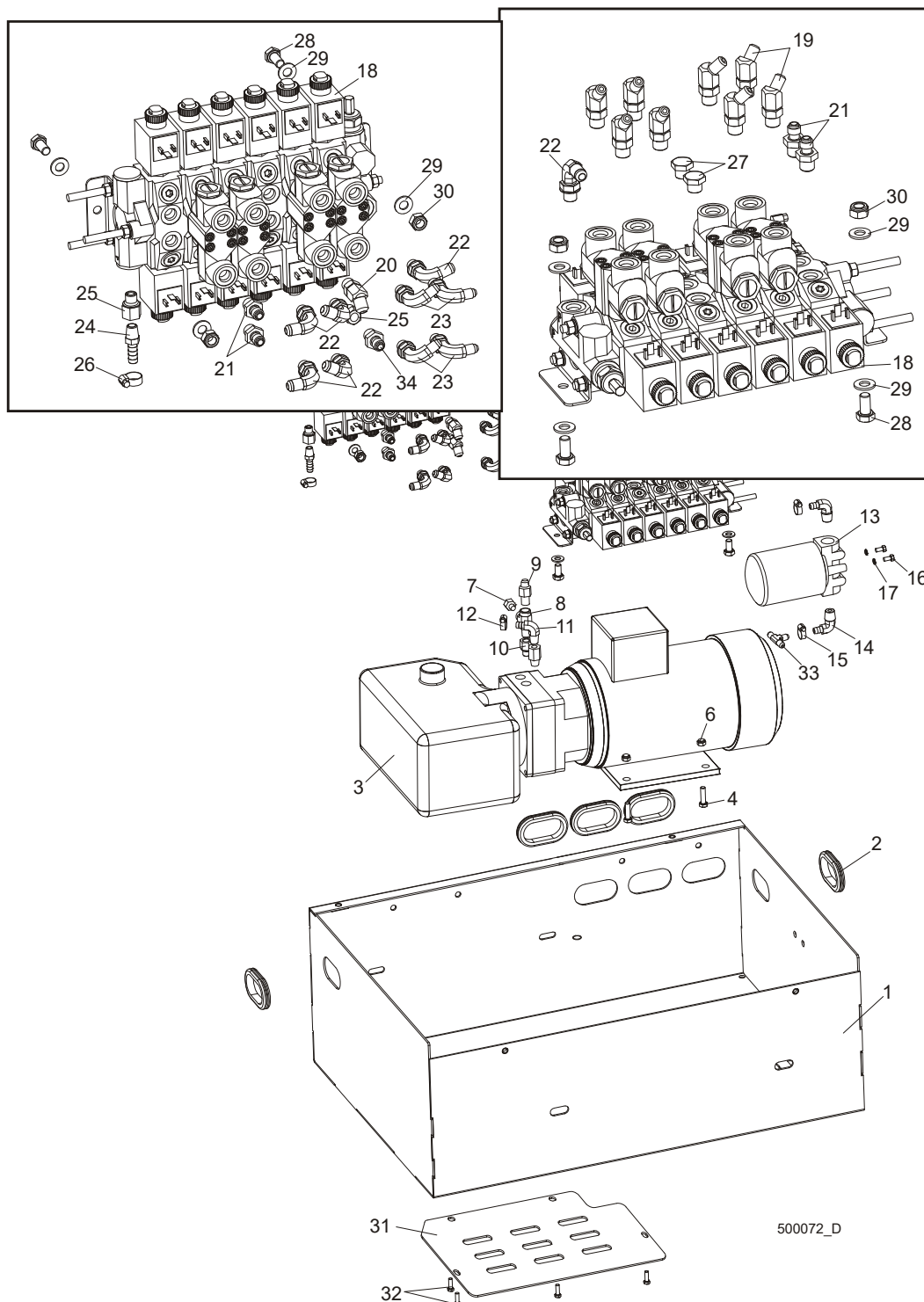
9.6 Hydraulic Control Box



REF.	DESCRIPTION (◆ Indicates Parts Available In Assemblies Only)	PART #	QTY
	Box, 9.5m Frame Hydraulic Control, complete	088178	1
	BOX, 9.5 M FRAME HYDRAULIC CONTROL	088164	1
1	Box Weldment, Hydraulic Control	088163-1	1
2	Gasket, 9.5 m Frame	089998	1
3	Panel, 9.5 mHydraulic Control Box Front	089997-1	1
4	Decal, Hydraulic Control Box (9 m Frame)	088159	1
5	Screw, #10-24 x 1/2 Pan Head	F05015-17	8
6	Seal, DP 29/H Gland	F81096-1	1
7	Bumper, A/022 Rubber	088376	2

8	Joystick, PMJN8T3	096928	12	
9	Joystick, XD4PA22	087815	12	
10	Contact, 1NO PL004002	096929	24	
11	Contact, ZBE101	087817	24	
12	Cover, Hydraulic Control Box (9.5 m Frame)	088172-1	1	
13	Bolt, M6X12-8.8 Zinc Hex Head	F81001-7	3	
14	Washer, 6.4 Flat Zinc	F81053-1	3	
15	Nut, M6-8-B Hex Nylon Lock Zinc	F81031-2	3	
16	ARM, CONTROL BOX PIVOT ZINC-PLATED	088169-1	1	
17	MOUNT WELDMENT, CONTROL BOX PIVOT ARM	088176-1	1	
18	Washer, Pivot Arm Base	088180-1	1	
19	BOLT, M8x65-5,8 HEX HEAD ZINC	F81002-3	2	
20	BOLT, M8x25-8.8-B HEX HEAD FULL THREAD ZINC	F81002-5	1	
21	NUT, M12-8-B ZINC HEX	F81034-1	1	
22	WASHER, 8.4 FLAT ZINC	F81054-1	3	
23	WASHER, Z12.2 SPLIT LOCK ZINC	F81056-2	1	

9.7 Hydraulic Control Box, LT40/70 AH15/14



500072_D

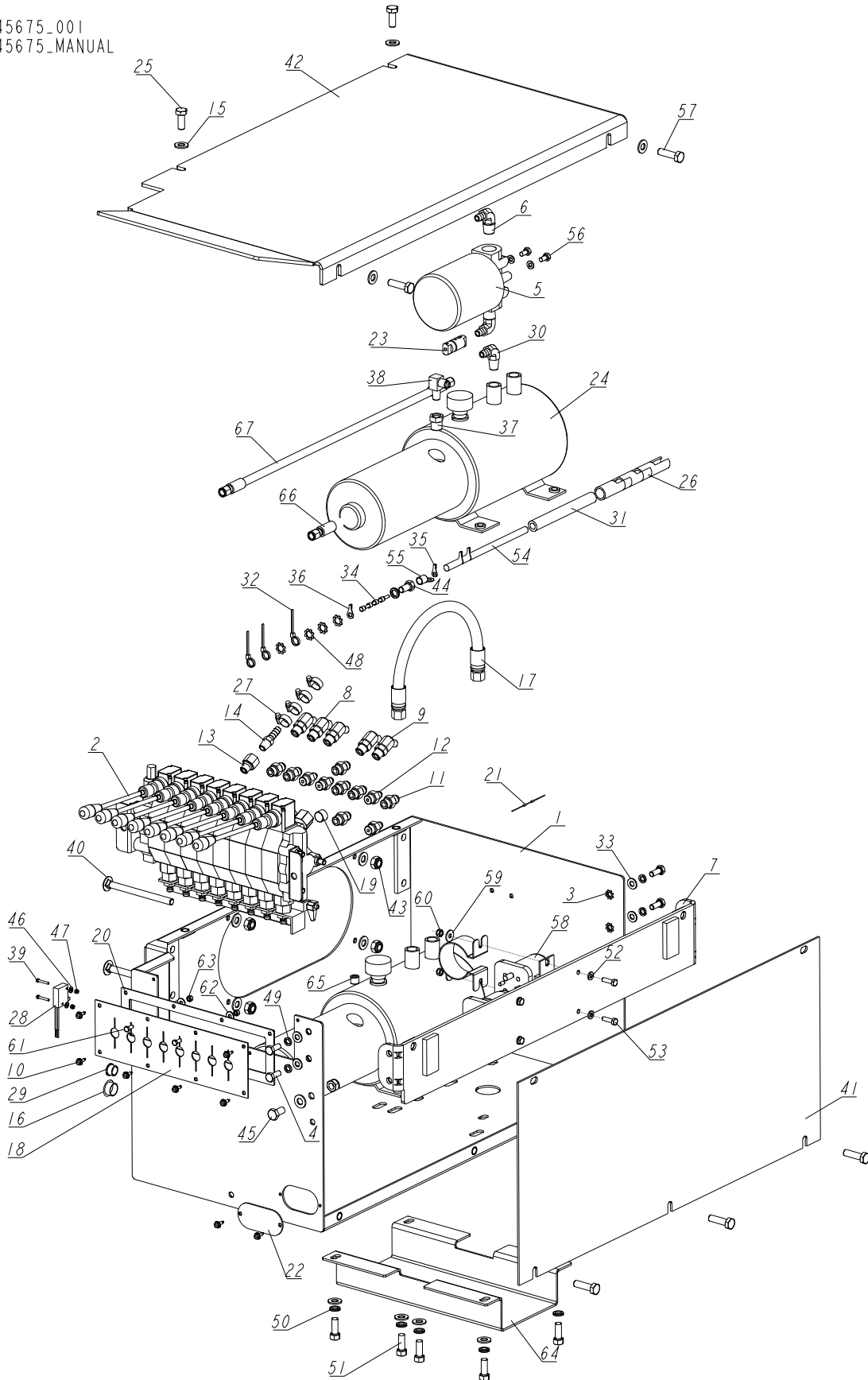
REF.	DESCRIPTION (◆ Indicates Parts Available In Assemblies Only)	PART #	QTY
	SKRZYŃKA HYDRAULIKI 9,5m AC KOMPL.	089640	1
	HYDRAULIC CONTROL BOX, LT40/70 AH15	093732 ¹	1
	HYDRAULIC CONTROL BOX, LT40/70 AH14	093734	1
	HYDRAULIC CONTROL BOX, LT40/70 AH13	093736	1

	SKRZYŃKA HYDRAULIKI 9,5m AC KOMPL.	089640	1	
1	Box Weldment, 9.5 M AC Hydraulic Control	089636-1	1	
2	Grommet, FM54 Rubber	087065	5	
3	Hydraulic pump w/motor, 4KW 14.5 l/min. AC	500958	1	
4	Hydraulic pump w/motor, 4KW 14.5 l/min. AC	093459	1	
5	BOLT, M8X25-8.8-B ZINC HEX HEAD	F81002-5	4	
6	Agregat hydrauliczny AC z pompą, super 4kW 14,5l/min.	086789	1	
7	Bolt, M8X25-8.8-B Zinc Hex Head	F81002-5	4	
8	Fitting, 3/8JIC-1/4NPT Straight	015560	1	
9	Nut, M8-8-B Zinc Hex Nylon Lock	F81032-2	4	
10	Plug, 1/4" NPT Blank	096221	1	
11	Fitting, C3759X4 Tee Connector	P09141	1	
12	Fitting, 1/4" NPT - 1/4" NPT Male	P09143	1	
13	Fitting, #6SEA MALE - 1/4NPT Female	014686	1	
14	Fitting, #6-6 (3/8" NPT) - 3/8" Elbow	P12708	1	
15	Clamp, 11/16 Hose	P12739	1	
16	BRANCH-JOINT, HYDRAULIC WITH 1.2" FILTER	P22683	1	
17	Fitting, 1/2" NPT - 3/8" Elbow	P12707	2	
18	Clamp, 11/16 Hose	P12739	4	
19	Bolt, 1/4-20 X 1/2" Zinc Hex Head Grade 2	F05005-15	2	
20	Washer, Z 6.1 Split Lock Zinc	F81053-3	2	
21	HYDRAULIC VALVE, HDS11 6K01-151/MOD 6/062Z0	088188	1	
	HYDRAULIC VALVE, HDS11 6K01-151/MOD 6/063Z0	088189	1	
22	Fitting, #4 SAE - #6 SAE 45° Elbow	015488	8	
23	Fitting, #6 SAE 45° Elbow 45st #6SAE	015489	1	
24	Fitting, 3/8" O-ring - 1/4" JIC	P26284	4/2	
25	Fitting, #6 SAE 3/8"JIC Elbow	P12704	6	
26	Fitting, 90 9/16-18 JIC 7/16-20 JIC Elbow	089642	4	
27	Fitting, L" NPT X 3/8" Hose Barb	014685	2	
28	Fitting, #6SEA MALE - 1/4NPT Female	014686	2	
29	Clamp, 11/16 Hose	P12739	1	
30	Plug, 9/16-18 JIC Hydraulic Valve	089647	2	
31	Bolt, M10X20-5.8 Zinc Hex Head	F81003-1	4	
32	Washer, 10.5 Flat Zinc	F81055-1	8	
33	Nut, M10-8-B Hex Nylon Lock Zinc	F81033-1	4	
34	COVER WELDMENT, LT80 HYDRAULIC BOX BOTTOM PAINTED	090962-1	1	
35	BOLT, M6x16 8.8 ZINC HEX HEAD	F81001-15	4	
36	FITTING, 3/8 BARB TEE	015485	1	
	Matrix, diode hydraulic	096963	2	
	VALVE CONNECTOR, WITH BUILT-IN LED	094556		

¹ Depending on type of sawmill.

9.8 Hydraulic Control Box DH 8 sections, Complete

545675_001
545675_MANUAL



REF.	DESCRIPTION (◆ Indicates Parts Available In Assemblies Only)	PART #	QTY
-	HYDRAULIC CONTROL BOX, DH 8SECTIONS COMPLETE	545675	1
1	BOx, hydraulic wldmt/ptd	545676-1	1
2	valve, 8 sections DC hydraulic	545672	1
3	washer, 8.4 external tooth zinc lock	F81054-3	4
4	bolt, M8X20 8.8 hex head full thread zinc	F81002-4	4
5	Manifold, W/Filter	P22683	1
6	Fitting, 1/2NPT-3/8 Barb Elbow	P12707	2
7	BRACKET, AC HYDRAULIC BOX MOUNT - COMPLETE	086518-1	1
8	Fitting, #6SAE 45 Deg Elbow	015489	1
9	Fitting, #4SAE-#6SAE 45 Deg Elbow	015488	4
10	bolt, #10-24x1/2 SLF TP SC	F05015-7	8
11	Fitting, 3/8 O-Ring-3/8JIC	014687	7
12	Fitting, 1/4JIC-3/8 O-Ring	P26284	4
13	Fitting, 6SAE Male-1/4NPT Female	014686	1
14	Fitting, 1/4NPT-3/8 Barb	014685	1
15	washer, 10,5 Flat zinc	F81055-1	18
16	cap, SR1086 NA OT.22,2 hole	093544	1
17	HOSE, 2T 3/8X0.350 W9/16UNF-W9/16UNF HYD	014716	1
18	GUARD, 8-SECTION HYDRAULIC VALVE RUBBER	545673	1
19	CAP, 3/8 " NPT HYDRAULIC PUMP TANK	085694	2
20	COVER, 8-SECTION VALVE GUARD	545674-1	1
21	DIODE ASSEMBLY, SOLENOID COIL	087496	2
22	cap, hydraulic control box	091733-1	1
23	FITTING, FUSE, WITH WIRE CE PROTECTION	E85238	1
24	Pump Assy, W/Motor Hyd	P12701	2
25	bolt, M10X25 8.8 hex head full thread zinc	F81003-11	2
26	BOOT, 5/8 BLACK BATTERY TERMINAL	S11947	3
27	Clamp, 11/16 Worm	061807	4
28	Switch, 2A 125V R-Lever NO/NC/Com	014765	1
29	bushing, 15,9 UB625 conduit	086816	1
30	Fitting, 3/8NPT-3/8 Barb Elbow	P12708	1
31	hose, 3/8" hydraulic (low pressure)	R01892-1	1
32	wrap, TKUV 20/5 tie	F05089-1	3
33	washer, 8.4 Flat zinc	F81054-1	4
34	end, HI 1/6 conductor	F81083-3	4
35	end, KO 2,5/5 conductor	F81064-1	3
36	end, KO 2,5/6 conductor	F81064-13	1
37	Fitting, 3/8NPT-1/4NPT Reducer	015490	1
38	Fitting, 3/8JIC-1/4NPT 90L	015491	1
39	screw, M3X20-5.8-A-SLOTTED CHEESE HEAD ZINC	F81000-8	2
40	screw, M10x125 8.8 carriage head zinc	F81003-34	4
41	cover, ac hydraulic box front	086484-1	1
42	cover, ac hydraulic box top	086485-1	1
43	nut, M10 hex nylon zinc lock	F81033-1	6
44	Bolt, 3/8-16x3/4 Hex Head Gr2	F05007-27	1
45	bolt, M10X20-8.8 hex head full thread zinc	F81003-1	2
46	washer, 4.3 Flat zinc	F81051-2	2

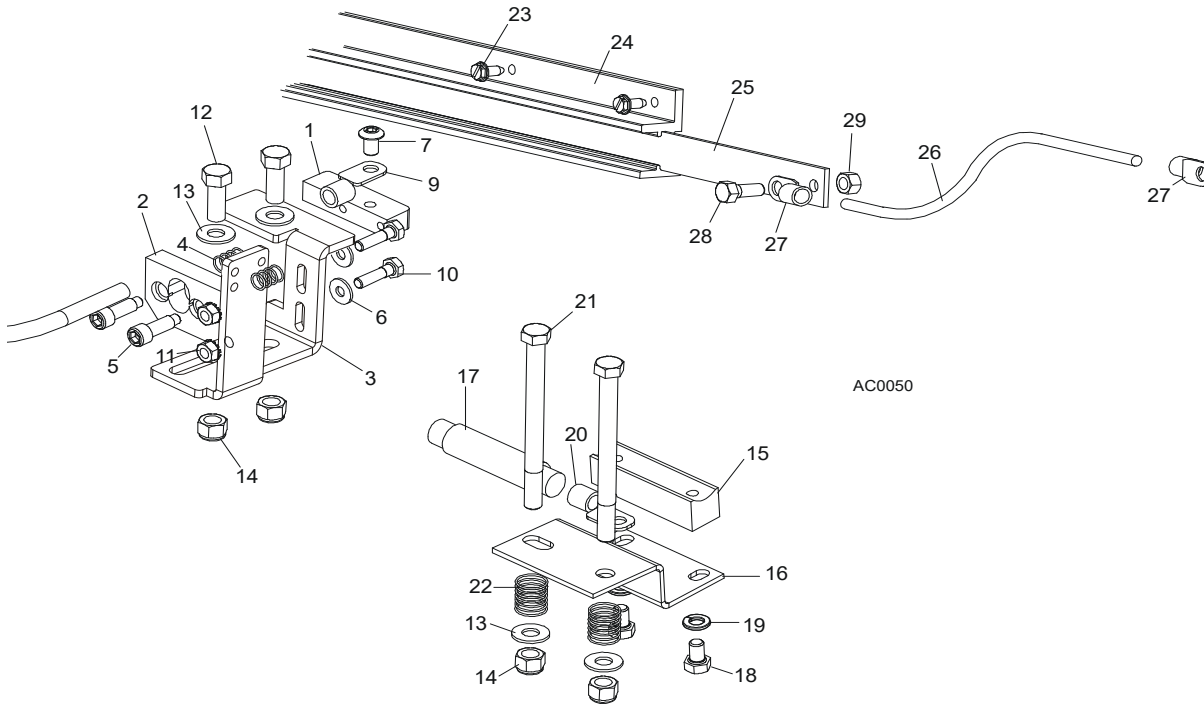


HYDRAULIC SYSTEM

Hydraulic Control Box DH 8 sections, Complete

REF.	DESCRIPTION (◆ Indicates Parts Available In Assemblies Only)	PART #	QTY	
47	nut, M3-6-hex nylon zinc lock	F81028-2	2	
48	washer, 10.5 external tooth zinc lock	F81055-3	5	
49	washer, 8.2 split lock zinc	F81054-4	4	
50	washer, Z 10.2 split lock zinc	F81055-2	9	
51	Bolt, 3/8-16x1 Hex Head	F05007-7	8	
52	washer, 6.4 flat zinc	F81053-1	6	
53	bolt, M6X20 8.8 hex head full thread zinc	F81001-2	4	
54	tube, dia. 5/8"X13/16 (0.2m) neoprene	R02349_02	1	
55	end, K050/10 conductor	F81067-3	1	
56	Bolt, 1/4-20x1/2 Hex Head	F05005-15	2	
57	bolt, M10X35 8.8 hex head full thread zinc	F81003-17	5	
58	solenoid, `97 200A 12V SPST. hydraulic pump	015470	2	
59	washer, 6.5 special flat zinc	F81053-11	4	
60	nut, M6-8-B-hex nylon zinc lock	F81031-2	4	
61	bolt, M5X12 8.8 zinc	F81000-5	2	
62	washer, 5.5 flat zinc special	F81052-3	2	
63	nut, M5 8 hex zinc	F81030-1	2	
64	GUARD, HYDRAULIC CROSSOVER	092707-1	1	
65	plug, 1/4-18 NPT blank	096221	1	
66	PHD 2T1/4X0.45 W7-W7	095091	1	
67	PHD 2T1/4X0.65 W7-W7	095092	1	

9.9 Hydraulic Power Supply Strip



REF.	DESCRIPTION (◆ Indicates Parts Available In Assemblies Only)	PART #	QTY	
	CONTACT KIT, HYDRAULIC 6' POWER SUPPLY	A12042-N	1	
	Contact Hardware Kit	A10073-N	1	◆
	Contact Assembly, Hydraulic Power Supply (Positive)	085968	1	
1	Contact, Hydraulic Power Supply (Positive)	015253	1	
2	Insulator, Positive Contact	S10072	1	
3	Bracket, Positive Contact Mounting	086380-1	1	
4	Spring, Positive Contact	P10077	2	
5	Bolt, 5/16" X 3/4" Shoulder (1/4-20 Thread)	F05006-44	2	
6	Washer, 7.4 Flat	F81056-11	2	
7	Bolt, 5/16-18 x 1/2" Socket Button Head	F05006-20	1	
	Cable Assy, Hydraulic Positive Contact	015885	1	
8	Cable, #1 Weld	R01948	0.75m	◆
9	Terminal, 35 Ring #2 Gauge	F81066-3	2	
10	Bolt, 1/4-20 X 1" Hex Head Grade 2	F05005-38	2	
11	Nut, 1/4-20 Hex Self-Locking	F05010-9	2	
12	Bolt, 3/8-16 X 1" Hex Head Grade 5	F05007-87	2	
13	Washer, 10.5 Flat	F81055-1	4	
14	Nut, 3/8-16 Hex Nylon Lock	F05010-10	4	
	Contact Assembly, Hydraulic Power Supply (Ground)	A10066	1	
15	Contact, Hydraulic Power Supply (Ground)	015264	1	
16	Bracket, Ground Contact Mounting	015265	1	
17	Cable, #1 Weld	R01948	.63m	◆
18	Bolt, 5/16-18 X 1/2" Hex Head Grade 5	F05006-15	2	
19	Washer, 8.2 Split Lock	F81054-4	2	
20	Terminal, 35 Ring #2 Gauge	F81066-3	1	

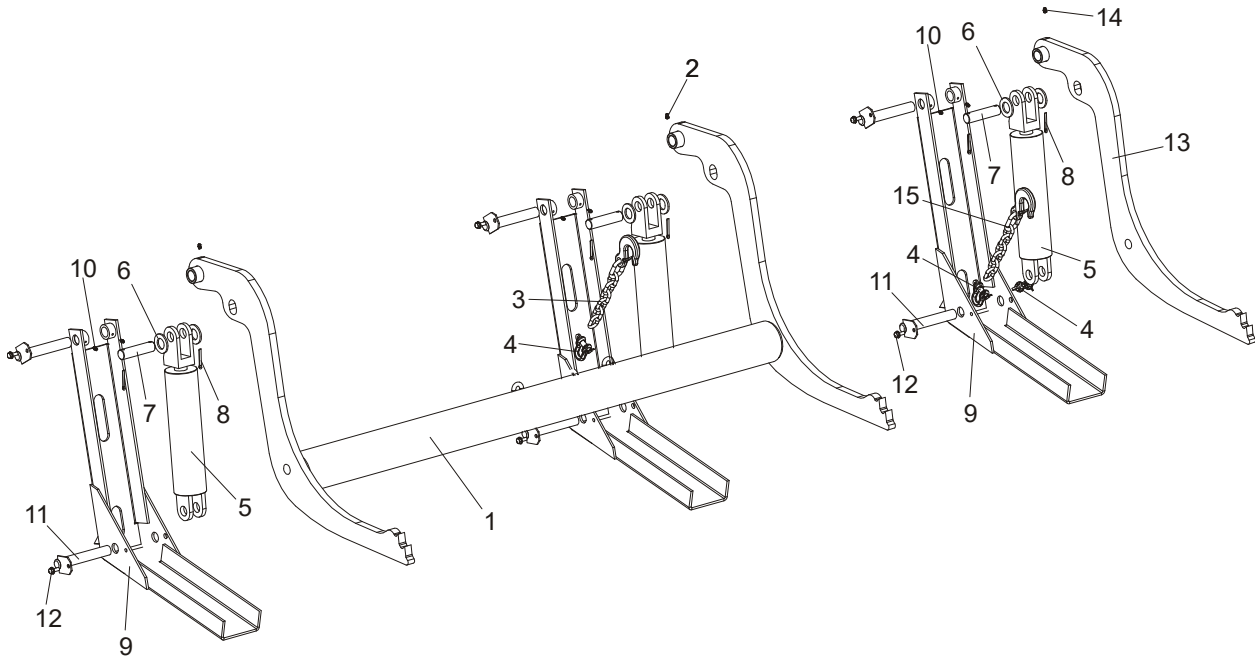


HYDRAULIC SYSTEM

Hydraulic Power Supply Strip

21	Bolt, 3/8-16 X 4 1/2" Hex Head Grade 2	F05007-35	2	
22	Spring, Ground Contact	P04282	2	
23	Screw, 1/4-20 X 1/2" Slotted Hex Head	F05015-1	14	
	Strip Assembly, 6' Hydraulic Power Supply w/3 ft. Cable	A11977	1	
24	Housing, 6' Contact Strip	P11976	1	
	Strip, 6' Contact With Cable	A12043-N	1	
25	Strip, 6' Contact	S10075	1	◆
26	Cable, #2 Weld	R80583-21		◆
27	Terminal, 35 Ring #2 Gauge	F81066-3	2	
28	Bolt, 5/16-18 X 3/4" Hex Head Black Nylon	F05006-45	1	
29	Nut, 5/16-18 Hex Black Nylon	F05010-86	1	
	Tube, 5/8" Heat Shrink	R01950-5	.03m	◆
	Grommet, 5/8" Wire	P04137	1	

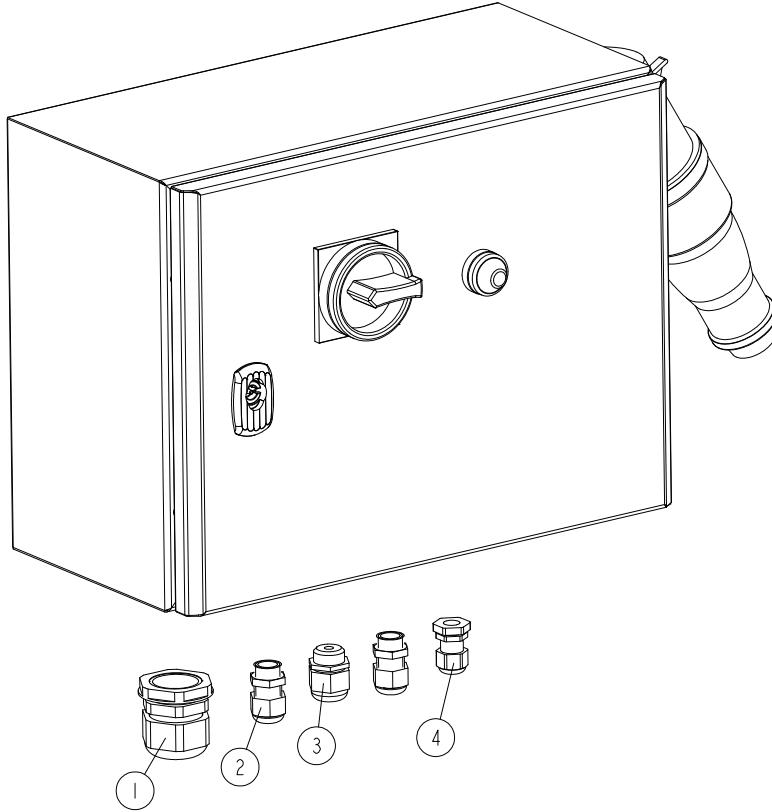
9.10 Hydraulic Log Loader



REF.	DESCRIPTION (◆ Indicates Parts Available In Assemblies Only)	PART #	QTY
	HYDRAULIC LOG LOADER - COMPLETE	090044	1
1	Log Loader	090006-1	1
2	Fitting, 3/16" Straight Grease	P04107	2
3	CHAIN, LOG LOADER SAFETY	A04376-1	1
4	SHACKLE, M-D .63	086540	2
5	CYLINDER, CJ-S95-16-70/32/203 HYDRAULIC	088680	3
	WASHER, 28 FLAT ZINC	F81061-1	6
6	PIN, LOADING ARM CYLINDER MOUNT ZINC	086979-1	3
	PIN, S-Zn 5x40 COTTER	F81043-31	6
	Foot, Log Loader	090048-1	3
7	Fitting, 3/16" Straight Grease	P04107	6
8	PIN, LOADER FOOT MOUNT	099127-1	6
9	SCREW, 5/16-18 x 3/4 SELF-TAPPING	F05015-30	6
	Arm, Log Loading Single - Complete	090051	1
10	Arm, Hydraulic Log Loading	089657-1	1
11	Fitting, 3/16" Straight Grease	P04107	1
12	Chain, Single Log Loader Arm, 9.5m frame	090090-1	1

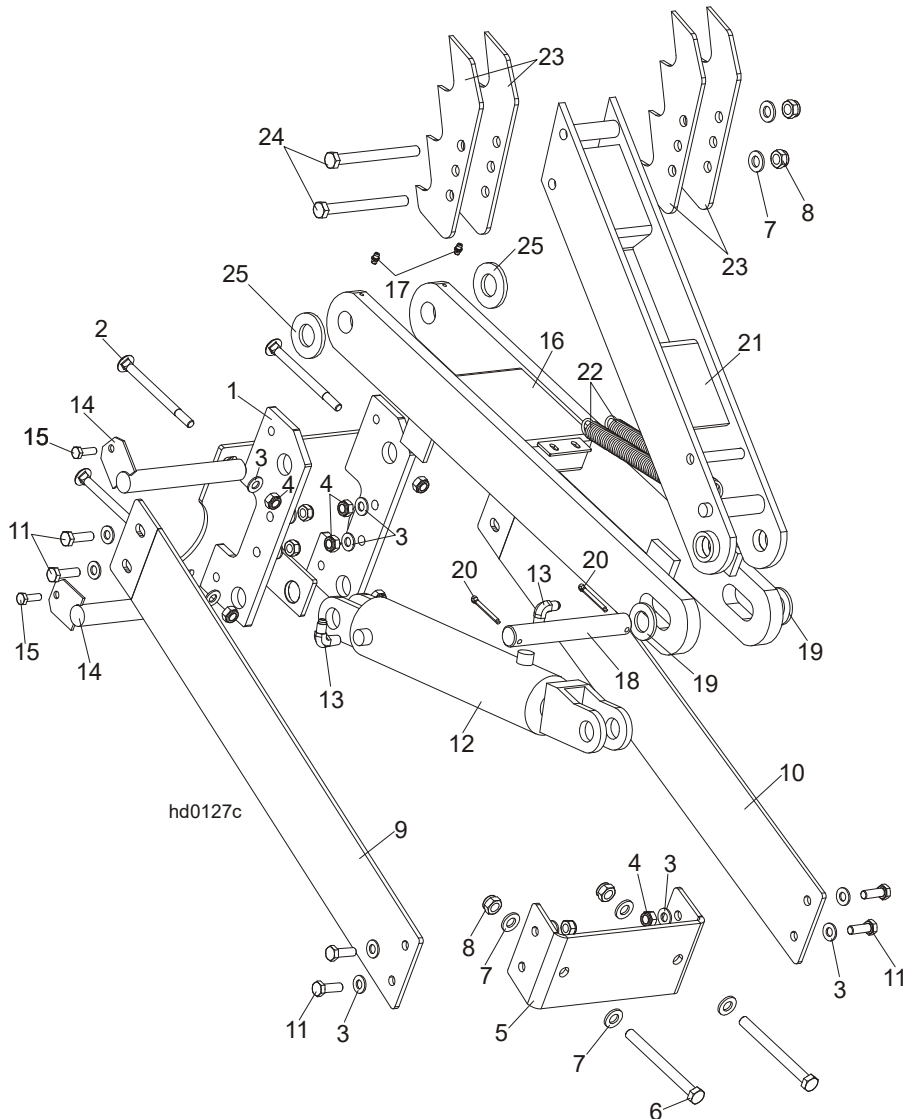
9.11 Hydraulic Electric Box, AC

557003-RC_001
557003-RC



REF.	DESCRIPTION (◆ indicates parts available in assemblies only)	PART #	QTY
-	BOX, ELECTRICAL AC	557003-RC	1
1	SEAL, DP 29/H GLAND	F81096-1	1
2	GLAND, DW11/H CABLE	085388	2
3	GLAND, DP 13/H CABLE	F81096-4	1
4	GLAND, DP 9/H CABLE	F81096-2	1

9.12 Hydraulic Log Turner



REF.	DESCRIPTION (◆ Indicates Parts Available In Assemblies Only)	PART #	QTY
	HYDRAULIC LOG TURNER, 9.5 M - COMPLETE	088073	1
	HYDRAULIC LOG TURNER, HYDRAULIC STANDARD PLUS	088073-HP	1
1	Bracket, Hydraulic Log Turner	088710-1	1
2	Bolt, M10x120 8.8 Carriage Zinc	F81003-33	4
3	Washer, 10,5 Flat Zinc	F81055-1	20
4	Nut, M10-8-B -Hex Nylon Zinc Lock	F81033-1	12
5	Bracket, Hydraulic Log Turner Front	091046-1	1
6	Bolt, M12x130-8.8-Hex Head Zinc	F81004-36	2
7	Washer, 13 Flat Zinc	F81056-1	6
8	Nut, M12-8 Hex Nylon Zinc Lock	F81034-2	4
9	Plate, Short Log Turner Left Brace	094364-1	1

9

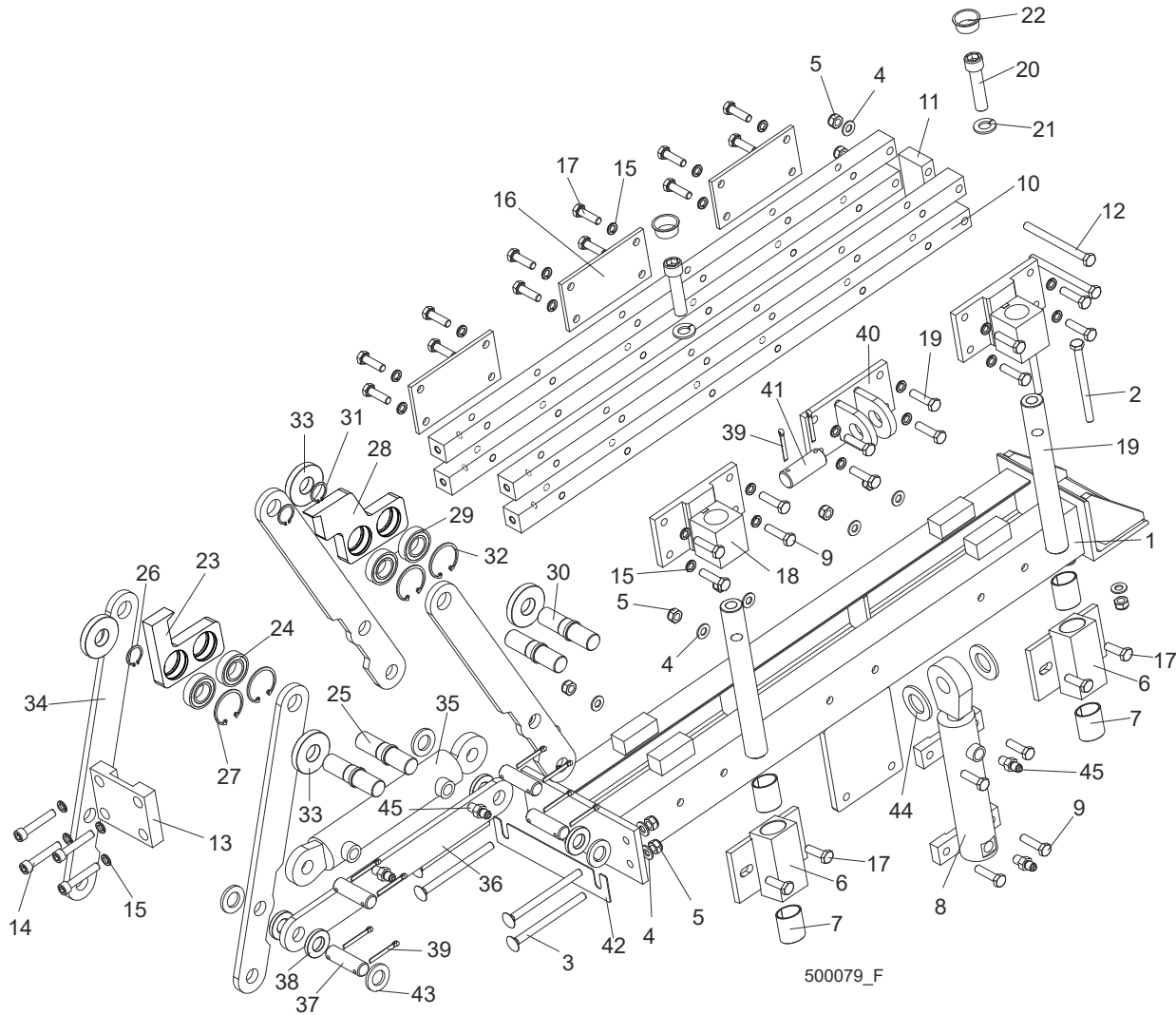
HYDRAULIC SYSTEM

Hydraulic Log Turner

10	Plate, Short Log Turner Right Brace	094365-1	1	
11	Bolt, M10x30-5.8-Hex Head Full Thread Zinc	F81003-2	8	
	Cylinder, Log Turner Hydraulic	015563 ¹	1	
12	Cylinder, CJ-S305-16-63/28/203 Hydraulic	088679	1	
13	Fitting, 1/4NPTx1/4JIC Male Elbow	P09142	2	
14	Pin, Log Turner Mount Zinc	088667-1	2	
15	Bolt, M8X25-8.8-B-Hex Head Full Thread Zinc	F81002-5	2	
16	Arm, Hydraulic Log Turner Link	088060-1	1	
17	Grease, M6 typ A Fitting	086280	2	
18	Pin, 25 x 185	088664	1	
19	Washer, 25 Flat Zinc	F81061-3	2	
20	Pin, S-Zn 5x40 Cotter	F81043-31	2	
21	Arm Weldment, Hydraulic Log Turner	088067-1	1	
22	Spring, Hydraulic Log Turner Arm	015718	2	
23	Claw, Hydraulic Log Turner	088082-1	4	
24	Bolt, M12x130-8.8-Hex Head Zinc	F81004-36	2	
25	Washer, GTM-2644-015	093359	2	

¹ For 088073-HP Cylinder Assembly -555239 [See Section 9.92](#)

9.13 Hydraulic Log Clamp, Front and Rear



500079_F

REF.	DESCRIPTION (◆ Indicates Parts Available In Assemblies Only)	PART #	QTY
	CLAMP ASSEMBLY, HYDRAULIC	089545	2
1	Mount Weldment, Hydraulic Log Clamp	088654-1	1
2	Bolt, M10x125-8.8 Hex Head Zinc	F81003-18	2
3	Bolt, M10x130-8.8 Mushroom Head Square Neck Zinc	F81003-36	4
4	Washer, 10.5 Flat Zinc	F81055-1	18
5	Nut, M10-8-B Hex Nylon Zinc Lock	F81033-1	16
	BLOCK WELDMENT, LOG CLAMP	089835	2
6	Block Weldment, Log Clamp	088652-1	1
7	Bushing, 3040BS Self-lubricating	088676	2
8	Cylinder, CJ7F-16-40/22 + UE2-40W Hydraulic	088662	1
9	Bolt, M10x40-8.8 Hex Head Full Thread Zinc	F81003-16	14
10	Bar, Clamp Up/Down	089537-1	4
11	Plate, Connecting	088645-1	1
12	Bolt, M10x140-8.8 Hex Head Zinc	F81003-5	2
13	Plate, Connecting	089533-1	1

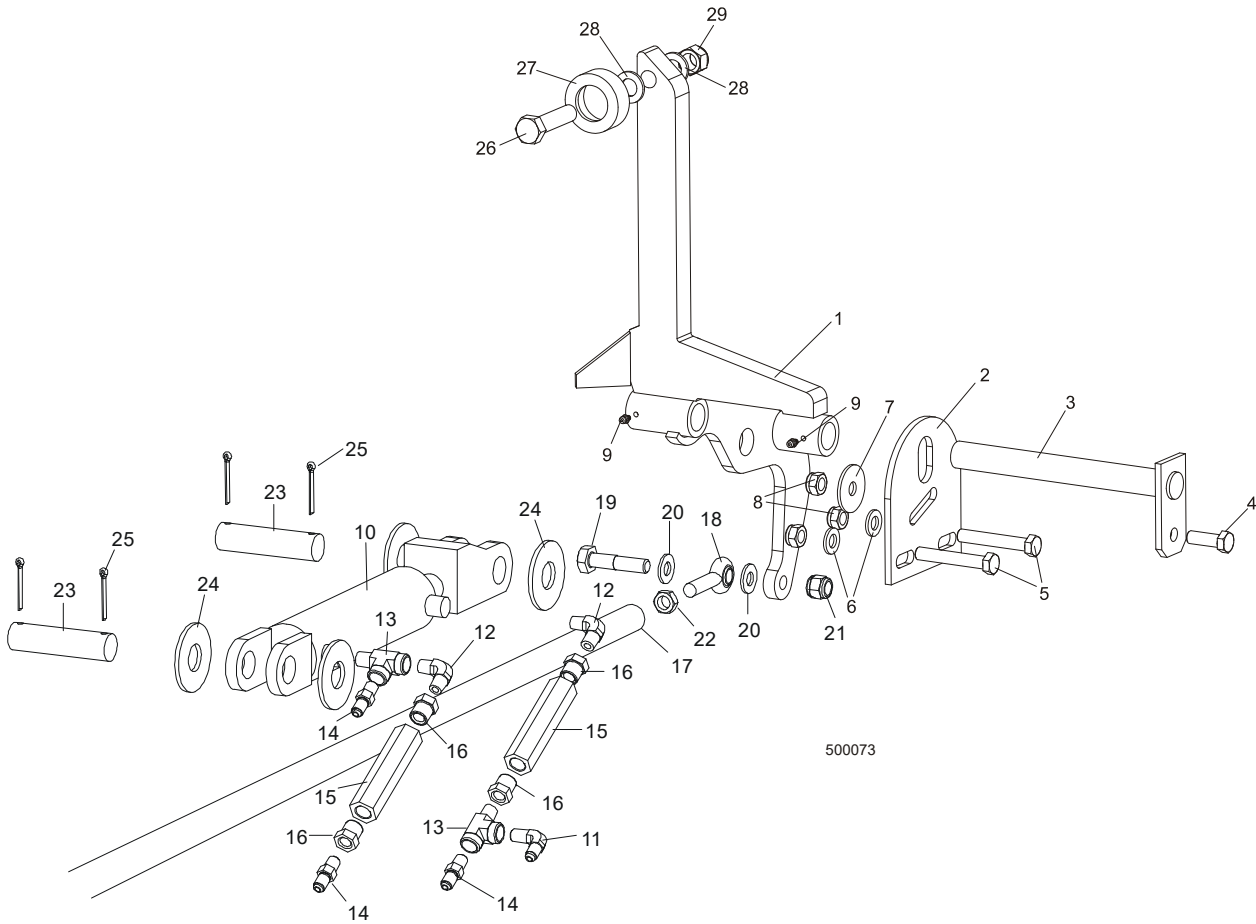


HYDRAULIC SYSTEM

Hydraulic Log Clamp, Front and Rear

14	Screw, M10x40-8.8 Hex Socket Head Cap Zinc	F81003-22	4	
15	Washer, 10.2 Split Lock Zinc	F81055-2	28	
16	Plate, Log Clamp Rear	089538-1	3	
17	Bolt, M10x35-8.8 Hex Head Full Thread Zinc	F81003-17	18	
18	Bracket, Guide Pin Mount	089536-1	2	
19	Pin, Clamp Up/Down Guide	088631	2	
20	Screw, M16x55-8.8 Hex Socket Head Cap Zinc	F81006-18	2	
21	Washer, 16.3 Split Lock Zinc	F81058-2	2	
22	Plug, M33 Thread	089839	2	
	Jaw, Log Clamp Narrow - Complete	094700	1	
23	Jaw, Log Clamp Narrow	093464-1	1	
24	Bearing, 6005 2RSH SKF	550540	4	
25	Shaft, Clamp Jaw Guide	088620-1	4	
26	Ring, Z24 Outside Retaining	089654	4	
27	Ring, W47 Inside Retaining	089653	4	
	Jaw, Log Clamp Wide - Complete	094701	1	
28	Jaw, Log Clamp Wide	093465-1	1	
29	Bearing, 6005 2RSH SKF	550540	4	
30	Shaft, Clamp Jaw Guide	088620-1	4	
31	Ring, Z24 Outside Retaining	089654	4	
32	Ring, W47 Inside Retaining	089653	4	
33	Washer, Clamp Jaw Spacer	089542	4	
34	Bar, Clamp In/Out Side	088622-1	4	
35	Cylinder, SJ2F-40/22/145 Hydraulic	088661	1	
36	Bar, Clamp In/Out Lower	088623-1	1	
37	Pin, 20X75	088657-1	4	
38	Spacer, Lower	089541	4	
39	Pin, S-Zn 5x40 Cotter	F81043-31	10	
40	Bracket, Vertical Cylinder Mount Upper	089540-1	1	
41	Pin, 25X75	088659-1	1	
42	Washer, Clamp Jaw Spacer	501843	1	
43	Washer, 21 Flat Zinc	F81059-2	8	
44	Washer, 28 Flat Zinc	F81061-1	2	
45	Fitting, 1/4NPTx1/4JIC Male	P09143	4	

9.14 Hydraulic Log Side Support



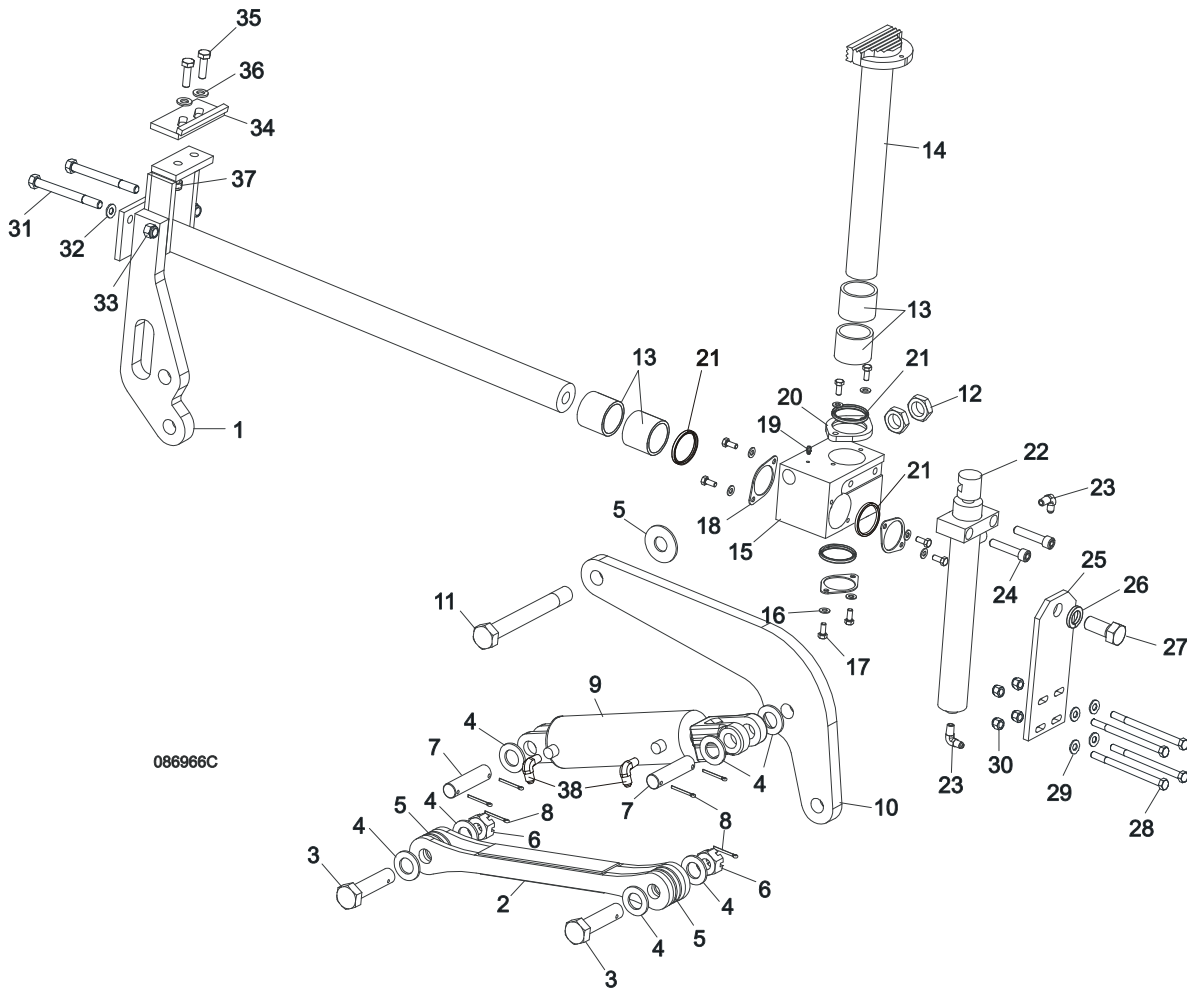
REF	DESCRIPTION (◆ Indicates Parts Available In Assemblies Only)	PART #	QTY.
	SUPPORT, HYDRAULIC LOG SIDE		4
	Support, Log Side	085578	1
46	Plate, Log Side Support Mount	S09148	1
47	Pin, Log Side Support Pivot	W09238	1
48	Bolt, M12x35-8.8 Zinc Hex Head	F81004-24	1
49	Bolt, M12x75-8.8 Zinc Hex Head	F81004-21	2
50	Washer, 13 Flat Zinc	F81056-1	2
51	Washer,45/13 Lock	086184	1
52	Nut, M12-8 Hex Nylon Zinc Lock	F81034-2	3
53	Fitting, 3/16" Straight Grease	P04107	2
	CYLINDER ASSEMBLY, HYDRAULIC LOG SIDE SUPPORT	A09283 ¹	1
54	Cylinder, CJ-S270-16-50/28/152 Hydraulic	088678	1
	Seal Kit, 6" x 2" Hydraulic Cylinder	P12954	1
55	Fitting, 90° Elbow	P09142	1
56	Fitting, # C3529 x 4 90° Pipe	P09140	2
57	Fitting, C3759 x 4 Male "T"	P09141	2
58	Fitting, C5205 x 4 x 4 Male	P09143	3
59	Valve, Hydraulic Sequence	015484 ¹	2
60	Fitting, 3/8" NPT - 1/4" NPT Reducer	015490	4

61	ROD, LOG SIDE SUPPORT PUSH 1605 MM LONG (FRONT)	089530-1 ²	1	
	ROD, LOG SIDE SUPPORT PUSH - 1420 MM LONG (MIDDLE)	089374-1	1	
	ROD, LOG SIDE SUPPORT PUSH - 1900 MM LONG (REAR)	089375-1	1	
62	ROD END, RIGHT	087035 ³	3	
	ROD END, LEFT	087036 ³	3	
63	BOLT, M12 X 60 8.8 Hex Head	F81004-5	2	
64	WASHER, 7.4 FLAT	F81056-1	4	
65	NUT, M12 - 8 Hex Nylon Lock	F81034-2	2	
66	NUT, M12-04-A, RIGHT HEX JAM	F81034-6 ³	1	
	NUT, M12-04-A LEFT HEX JAM	F81034-7 ³	1	
67	PIN, HYDRAULIC CYLINDER MOUNT	086979-1	2	
68	WASHER, 28 FLAT	F81061-1	4	
69	PIN, 3/16" X 1 1/2" COTTER	F81043-31	4	
	Roller Kit, Log Side Support		4	
70	Bolt, M16x65-8.8-B Zinc Hex Head	F81006-1	1	
71	Roller, Log Side Support	015015	1	
72	Washer, 17 Flat Zinc	F81058-1	2	
73	Nut, M16-8 Hex Nylon Zinc Lock	F81036-2	1	
	Bolt, M16x65-8.8-B Zinc Hex Head	F81006-1	1	

¹ Zespół siłownika zawiera dwa zawory sekwencyjne 015484. 015484 zastępuje zawory A09207 dostarczane z trakami serii Standard HD aż do 4/97.

² Pręt hydraulicznego ramienia oporowego 087037-1 zastępuje 015026, końcówki pręta 087035 i 087035 zastępują końcówki pręta 1/2" P09137, F81034-6 i F81034-7 zastępują nakrętki 1/2-20 F05010-16 (01/00).

9.15 Hydraulic Log Clamp



REF.	DESCRIPTION (◆ Indicates Parts Available In Assemblies Only)	PART #	QTY
	HYDRAULIC LOG CLAMP ASSEMBLY	088658	1
1	Rod Weldment, Log Clamp Slide	086967-1	1
2	Arm Weldment, Hydraulic Clamp Link	086963-1	1
3	Pin, B 24x95/85-Clevis Zinc	F81049-2	1
4	Washer, 25 Flat Zinc	F81061-3	8
5	Washer, 25X63 Zinc-Plated	088585-1	5
6	Nut, Z M20-8-B-Slotted Castle Zinc	F81037-3	2
7	Pin, Hydraulic Cylinder Zinc-Plated	086979-1	2
8	Pin, S-Zn 6,3x45 Cotter	F81045-2	6
9	Cylinder, CJ-S96-16-70/32/178 Hydraulic	088589	1
10	Arm, Hydraulic Log Clamp Link	086974-1	1
11	Bolt, M24x217/39 -8.8-B- Hex Head Zinc	088586-1	1
12	Nut, M24 -04-B- Hex Thin Zinc	F81039-3	2
13	Bushing, 5040BS Self-Lubricating	088660	2
14	Rod Weldment, Log Clamp Vertical	088582-1	1
15	Block, Log Clamp Steel	088591-1	1
16	Washer, 8.4 Flat Zinc	F81054-1	8
17	Bolt, M8x20-8.8-B-Hex Head Full Thread Zinc	F81002-4	8



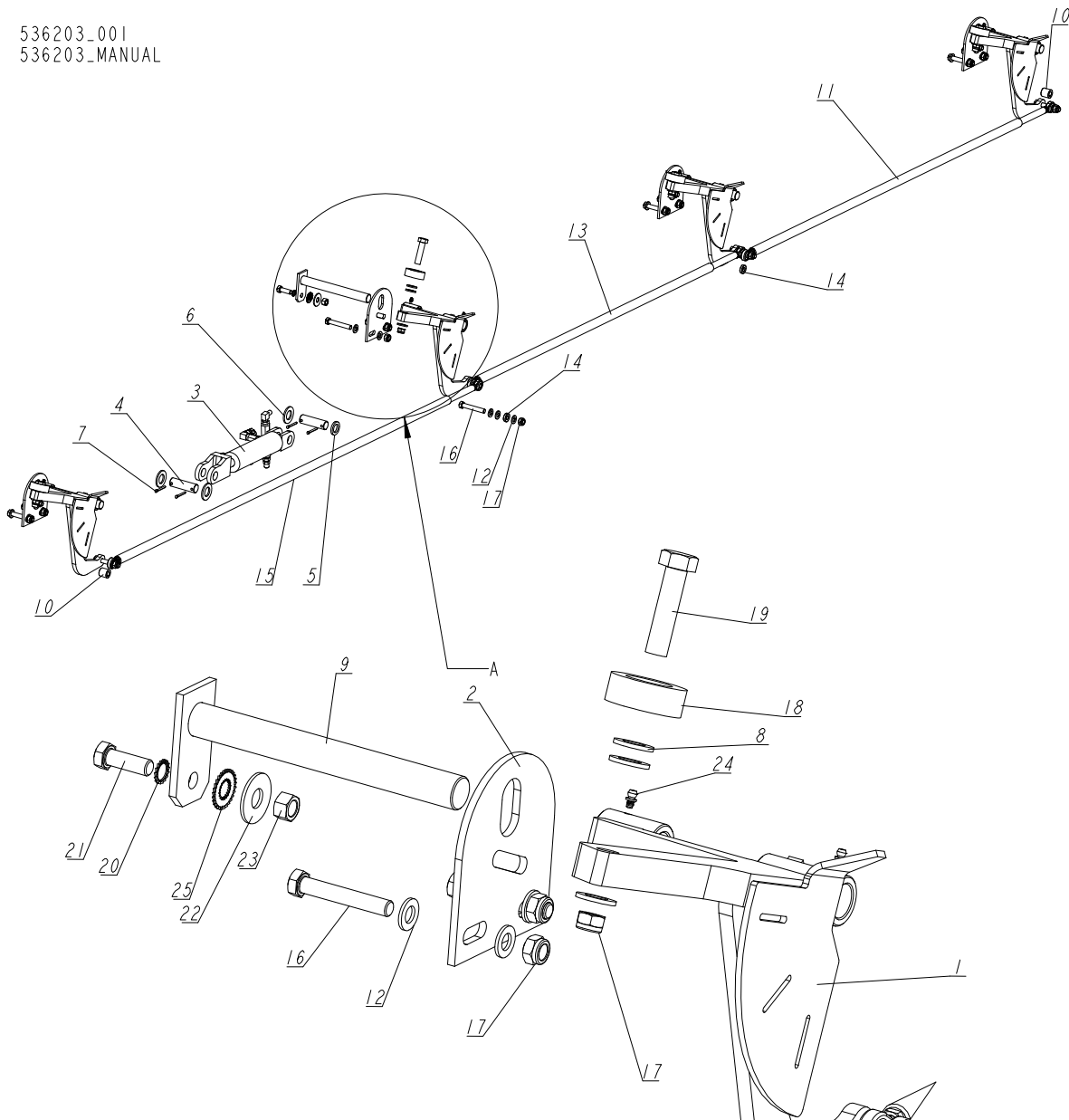
HYDRAULIC SYSTEM

Hydraulic Log Clamp

18	Flange, Clamp Rod Wiper	088887-1	3	
19	Fitting, 3/16" Straight Grease	P04107	1	
20	Flange, Clamp Rod Wiper	088887-1	1	
21	Wiper, ZZ 50x60x7 Log Clamp Rod	088587	1	
22	Cylinder, CJ-S169-16-40/22/254 Hydraulic	088590	1	
23	Fitting, 1/4" NPT - 1/4" JIC Male Elbow	P09142	2	
24	Screw, M12x55 -8.8-B-Hex Socked Head Cap Zinc	F81004-23	2	
25	Plate, Log Clamp Mount	086975-1	1	
26	Washer, Z 22,5 Split Lock	F81059-4	1	
27	Bolt, M22x1,5x40 -8.8-B-Hex Head Full Thread Zinc	F81009-1	1	
28	Bolt, M10 x 125-8.8 Hex Head Zinc	F81003-18	4	
29	Washer, 10.5 Flat Zinc	F81055-1	8	
30	Nut, M10-8-B Hex Nylon Zinc Lock	F81033-1	4	
31	Bolt, M12x130-8.8-Hex Head Zinc	F81004-36	2	
32	Washer, 13 Flat Zinc	F81056-1	2	
33	Nut, M12-8 Hex Zinc	F81034-1	2	
	STOP KIT, CLAMP	K09485	1	
34	Stop Wldmt, Hydraulic Log Clamp	086980-1	1	
35	Bolt, M12 x 40 8.8 Hex Head Full Thread Zinc	F81004-4	2	
36	Washer, 13 Flat Zinc	F81056-1	2	
37	Nut, M12-8 Hex Nylon Zinc Lock	F81034-2	4	
38	Fitting, 3/8JIC-1/4NPT 90L	015491	2	

9.16 Hydraulic Side Supports Assembly "L" (536203)

536203_001
536203_MANUAL



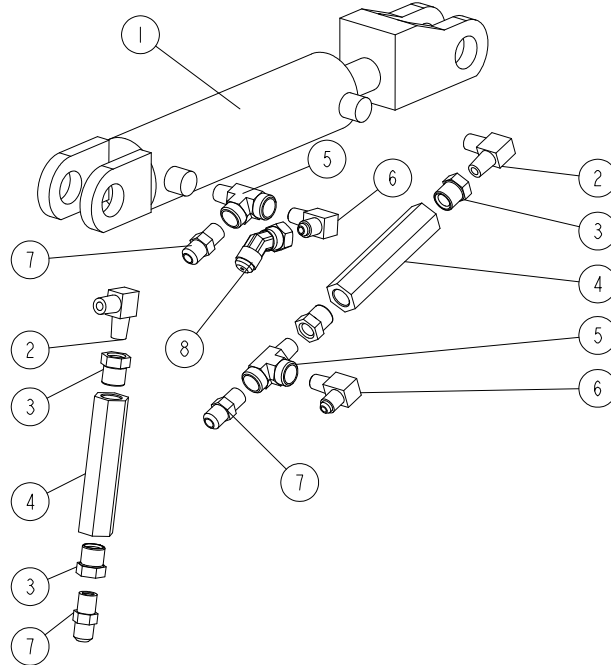
REF.	DESCRIPTION (◆ Indicates Parts Available In Assemblies Only)	PART #	QTY
-	HYDRAULIC SIDE SUPPORTS ASSEMBLY - "L"	536203	1
1	SUPPORT, HYDRAULIC LOG SIDE W/GUARD 2	099788-1	4
2	PLATE, LOG SIDE SUPPORT MOUNT PTD.	091591-1	4
3	Cylinder assembly, 2X6 SUPER hydraulic See Section 9.17	015561	1
4	pin, hydraulic cylinder zinc-plated	086979-1	2
5	washer, 26 - DIN 1440 flat	F81054-8	1
6	washer, 28 Flat zinc	F81061-1	3
7	pin, S-Fe 5x40 cotter	F81043-31	4
8	washer, 17 flat zinc	F81058-1	12
9	pin, side support zinc-plated	091549-1	4
10	bushing, 13/25-25 zinc	505895-1	2

HYDRAULIC SYSTEM*Hydraulic Side Supports Assembly "L" (536203)*

REF.	DESCRIPTION (◆ Indicates Parts Available In Assemblies Only)	PART #	QTY
11	rod, side support - complete L=1675, frame 9.5m See Section 9.18	089842	1
12	washer, 13-Flat zinc	F81056-1	26
13	rod, side support - complete L=1480, frame 9,5m See Section 9.18	089376	1
14	bushing, 12.2/25-6.5 zinc	541891-1	2
15	rod, side support - complete L=2115 - "L" See Section 9.18	536204	1
16	bolt, M12X75-8.8-hex head zinc	F81004-21	12
17	nut, M12- 8- DIN 982 hex nylon zinc lock	F81034-2	16
18	Roller Assy, Flip Dog	015014	4
19	bolt, M16x65, 8.8 hex head full thread zinc	F81006-1	4
20	washer, BN781 M12/13 externally serrated	F81056-16	4
21	bolt, M12X35 8.8 hex head zinc	F81004-24	4
22	washer, 15 Flat special zinc plated	F81057-3	4
23	nut, M12-8 zinc	F81034-1	4
24	Fitting, 3/16x3/16 Straight Grease	P04107	8
25	washer, BN781 M12/13 externally serrated	F81056-17	4

9.17 Hydraulic Cylinder (015561)

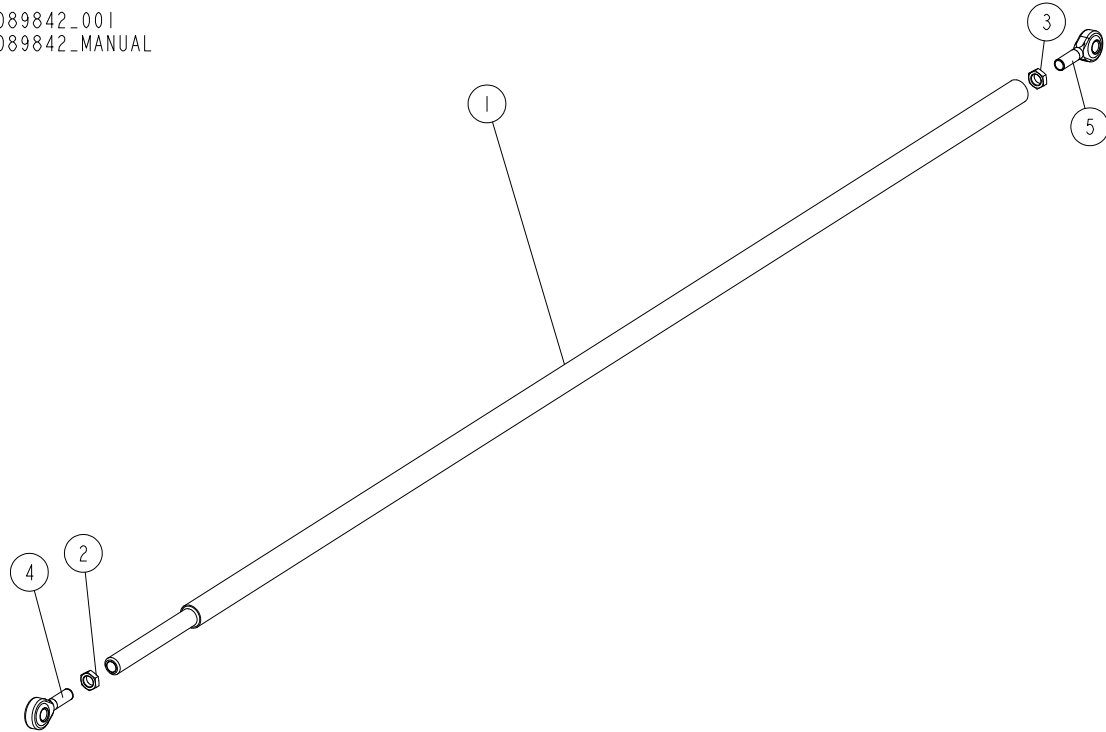
015561_001
 015561_MANUAL



REF.	DESCRIPTION (◆ Indicates Parts Available In Assemblies Only)	PART #	QTY
-	HYDRAULIC CYLINDER, 2X6 OPORY SUPER	015561	1
1	Cylinder, 2x6 Welded	088678	1
2	Fitting, 1/4NPT Male Pipe Elbow	P09140	2
3	Fitting, 3/8NPT-1/4NPT Reducer	015490	4
4	Valve, Side Support Sequence	015484	2
5	Fitting, 1/4NPTx1/4JIC Male Run Tee	P09141	2
6	Fitting, 3/8JIC-1/4NPT 90L	015491	2
7	Fitting, 3/8JIC-1/4NPT Str	015560	3
8	fitting, M/F-90-9/16 JIC elbow	509418	1

9.18 Side Support Rod "L"

089842_001
089842_MANUAL



REF.	DESCRIPTION (◆ Indicates Parts Available In Assemblies Only)	PART #	QTY
-	SIDE SUPPORT ROD - COMPLETE L=1675, FRAME 9.5m	089842	1
-	SIDE SUPPORT ROD - COMPLETE L=1480	089376	1
-	SIDE SUPPORT ROD - COMPLETE L=2115	536204	1
1	rod, side support zinc-plated L=1605, frame 9.5 m	089530-1 ¹	1
	rod, side support zinc-plated. L=1420, frame 9,5m	089374-1 ²	1
	rod, side support zinc-plated L=1955, "L"	536205-1 ³	1
2	nut, M12-04-A thin	F81034-6	1
3	nut, M12 LH-04-A left thread thin	F81034-7	1
4	END, ROD LEFT THREAD	087036	1
5	END, ROD right THREAD	087035	1

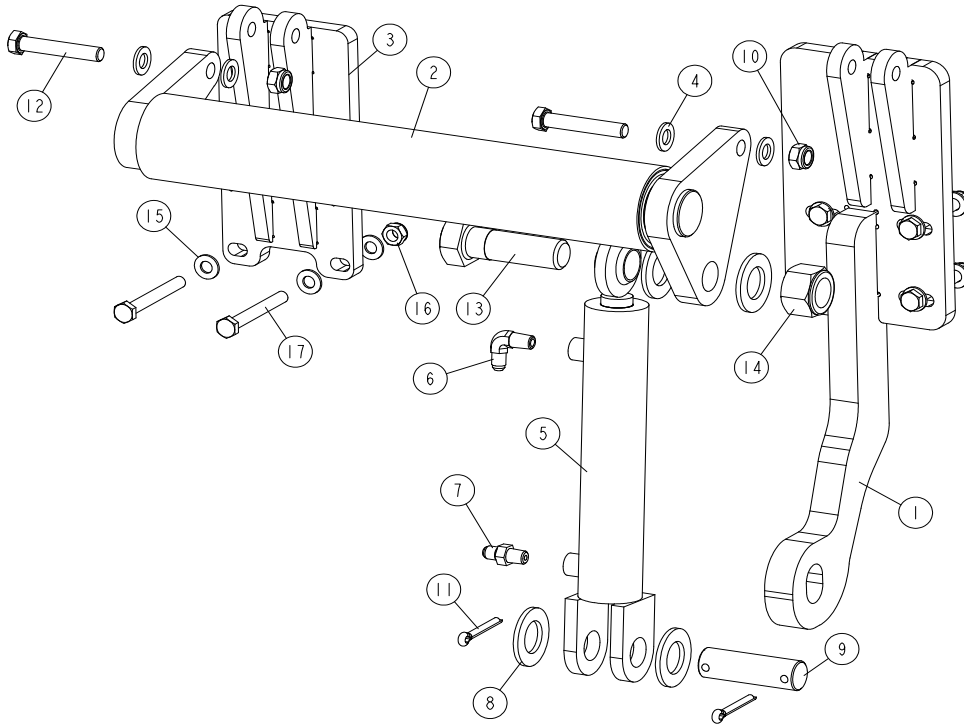
¹ Included in 089842

² Included in 089376

³ Included in 536204

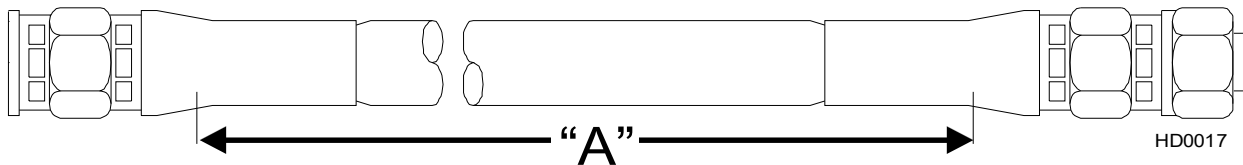
9.19 Hydraulic Toe Board, Middle

536206_001
536206_MANUAL



REF	DESCRIPTION (u indicates parts available in assemblies only)	PART #	QTY
-	ROLLER, TOE BOARD LEFT	536206	1
1	BRACKET, MIDDLE ROLLER - L-FRAME	536209-1	1
2	ROLLER WELDMENT, HYDRAULIC TOE BOARD	086253-1	1
3	MOUNT WELDMENT, TOE BOARD ROLLER	568310-1	1
4	WASHER, 13 FLAT ZINC	F81056-1	4
-	CYLINDER ASSEMBLY, HYDRAULIC TOE BOARD	085937	1
5	CYLINDER, CJ-S170-16-40/25/152 HYDRAULIC	088681	1
6	Fitting, 1/4NPTx1/4JIC Male Elbow	P09142	1
7	Fitting, 1/4NPTx1/4JIC Male	P09143	1
8	WASHER, 28 FLAT ZINC	F81061-1	4
9	PIN, HYDRAULIC CYLINDER ZINC-PLATED	086979-1	1
10	NUT, M12-8 HEX NYLON ZINC LOCK	F81034-2	2
11	PIN, S-ZN 6,3X45 CONNER	F81045-2	2
12	BOLT, M12X70-8.8 HEX HEAD ZINC	F81004-39	2
13	Bolt, 1-8x3 1/4 HH GR5	F05009-51	1
14	NUT, 1-8 HEX NYLON LOCK ZINC	F05010-109	1
15	WASHER, 10.5 FLAT ZINC	F81055-1	16
16	NUT, M10-8-B NYLON HEX ZINC LOCK	F81033-1	8
17	BOLT, M10X85-8.8 HEX HEAD ZINC	F81003-125	8

9.20 Hydraulic Hoses



Color Code	LENGTH "A" [m]	Application	Wood-Mizer Part No.
None	0.46	1/4" HYDRAULIC PUMP TO VALVE	015704
None	0.46	1/4" HYDRAULIC PUMP TO VALVE	015704
Plain	0.69	3/8" LOG TURNER CYLINDER BASE	014796
Orange	0.53	3/8" LOG TURNER CYLINDER TOP	087775
Yellow	2.66	1/4" FRONT TOE BOARD TOP (LT40S)	087790
	3.81	1/4" FRONT TOE BOARD TOP (LT40M)	087776
Gray	2.66	1/4" FRONT TOE BOARD BASE (LT40S)	087790
	3.81	1/4" FRONT TOE BOARD BASE (LT40M)	087776
Plain	4.21	3/8" SIDE SUPPORT CYLINDER TOP (LT40S)	087791
	4.77	3/8" SIDE SUPPORT CYLINDER TOP (LT40M)	087777
Pink	4.21	3/8" SIDE SUPPORT CYLINDER BASE (LT40S)	087791
	4.77	3/8" SIDE SUPPORT CYLINDER BASE (LT40M)	087777
White	3.68	3/8" CLAMP CYLINDER TOP (LT40S)	087792
	3.98	3/8" Clamp Cylinder Top (LT40M)	087778
Dark Orange	3.27	3/8" CLAMP CYLINDER BASE (LT40S)	087793
	3.83	3/8" CLAMP CYLINDER BASE (LT40M)	087779
Purple	5.18	1/4" REAR TOE BOARD TOP (LT40S)	087794
	5.74	1/4" REAR TOE BOARD TOP (LT40M)	087780
Black	5.18	1/4" REAR TOE BOARD BASE (LT40S)	087794
	5.74	1/4" REAR TOE BOARD BASE (LT40M)	087780
Green	1.58	3/8" LOADING ARM BRANCH TOP	014797
Yellow	1.60	3/8" LOADING ARM BRANCH BASE	014798
Yellow	1.80	3/8" LOADING ARM BRANCH BASE	093329
Blue	4.34	3/8" LOADING ARM CYLINDER TOP (LT40S)	087795
	4.90	3/8" LOADING ARM CYLINDER TOP (LT40M)	087781
Red	4.34	3/8" LOADING ARM CYLINDER BOTTOM (LT40S)	087795
	4.90	3/8" LOADING ARM CYLINDER BOTTOM (LT40M)	087781
Green	4.57	1/4" CLAMP UP (LT40S)	087796
	5.13	1/4" CLAMP UP (LT40M)	087789
Yellow	4.57	1/4" CLAMP DOWN (LT40S)	087796
	5.13	1/4" CLAMP DOWN (LT40M)	087789
White	4.00	1/4" FRONT LOG CLAMP, IN/OUT CYLINDER BOTTOM (A/DH5)	094778
Orange	4.00	1/4" FRONT LOG CLAMP, IN/OUT CYLINDER TOP (A/DH5)	094778
Red	3.80	1/4" FRONT LOG CLAMP, UP/DOWN CYLINDER BOTTOM (A/DH5)	094779
Blue	3.80	1/4" FRONT LOG CLAMP, UP/DOWN CYLINDER TOP (A/DH5)	094779

TABLE 9-1

White	6.00	1/4" REAR LOG CLAMP, IN/OUT CYLINDER BOTTOM (A/DH5)	094780
Orange	6.00	1/4" REAR LOG CLAMP, IN/OUT CYLINDER TOP (A/DH5)	094780
Red	5.60	1/4" REAR LOG CLAMP, UP/DOWN CYLINDER BOTTOM (A/DH5)	094781
Blue	5.60	1/4" REAR LOG CLAMP, UP/DOWN CYLINDER TOP (A/DH5)	094781
Plain	0.40	1/4" HYDRAULIC VALVE TO OIL FLOW CONTROL VALVE (A/DH5)	094782
Plain	0.53	1/4" HYDRAULIC PUMP TO OIL FLOW CONTROL VALVE (A/DH5)	087775
Red	1.50	1/4" FIRST CLAMP, UP/DOWN CYLINDER BOTTOM (A/DH7)	095211
Blue	1.50	1/4" FIRST CLAMP, UP/DOWN CYLINDER TOP (A/DH7)	095211
Red	4.00	1/4" SECOND CLAMP, UP/DOWN CYLINDER BOTTOM (A/DH7)	095212
Blue	4.00	1/4" SECOND CLAMP, UP/DOWN CYLINDER TOP (A/DH7)	095212
Red	8.00	1/4" THIRD CLAMP, UP/DOWN CYLINDER BOTTOM (A/DH7)	095213
Blue	8.00	1/4" THIRD CLAMP, UP/DOWN CYLINDER TOP (A/DH7)	095213
Orange	0.40	1/4" HYDRAULIC VALVE POWER CORD TO CLAMP IN/OUT CYLINDER T-FITTING, BOTTOM (A/DH7)	095214
White	0.40	1/4" HYDRAULIC VALVE POWER CORD TO CLAMP IN/OUT CYLINDER T-FITTING, TOP (A/DH7)	095214
Orange	7.00	1/4" THIRD CLAMP, IN/OUT CYLINDER BOTTOM (A/DH7)	095215
White	7.00	1/4" THIRD CLAMP, IN/OUT CYLINDER TOP (A/DH7)	095215
Orange	2.50	1/4" FIRST/SECOND CLAMP, IN/OUT CYLINDER BOTTOM (A/DH7)	095216
White	2.50	1/4" FIRST/SECOND CLAMP, IN/OUT CYLINDER TOP (A/DH7)	095216
Orange	1.20	1/4" FIRST/SECOND CLAMP, IN/OUT CYLINDER BOTTOM (A/DH7)	095217
White	1.20	1/4" FIRST/SECOND CLAMP, IN/OUT CYLINDER TOP (A/DH7)	095217
Plain	540mm	3/8" Log Turner Cylinder Base	093073
Orange	690mm	3/8" Log Turner Cylinder Top	093072
Yellow	3000mm	1/4" Front Toe Board Top (LT40S)	093065
	3580mm	1/4" Front Toe Board Top (LT40M)	093076
Gray	3000mm	1/4" Front Toe Board Base (LT40S)	093065
	3580mm	1/4" Front Toe Board Base (LT40M)	093076
Pink	4070mm	3/8" Side Support Cylinder Base (LT40S)	093067
	4630mm	3/8" Side Support Cylinder Base (LT40M)	093078
Plain	4070mm	3/8" Side Support Cylinder Top (LT40S)	093067
	4630mm	3/8" Side Support Cylinder Top (LT40M)	093078
White	3280mm	3/8" Clamp Cylinder Top (LT40S)	093068
	3840mm	3/8" Clamp Cylinder Top (LT40M)	093079
Dark Orange	3130mm	3/8" Clamp Cylinder Base (LT40S)	093069
	3690mm	3/8" Clamp Cylinder Base (LT40M)	093080
Purple	5160mm	1/4" Rear Toe Board Top (LT40S)	093063
	5590mm	1/4" Rear Toe Board Top (LT40M)	093074
Black	5160mm	1/4" Rear Toe Board Base (LT40S)	093063
	5590mm	1/4" Rear Toe Board Base (LT40M)	093074
Green	1580mm	3/8" Loading Arm Branch Top	093071
Yellow	1600mm	3/8" Loading Arm Branch Base	093070
Yellow	1800mm	3/8" Loading Arm Branch Base	093329
Blue	4200mm	3/8" Loading Arm Cylinder Top (LT40S)	093066
	4760mm	3/8" Loading Arm Cylinder Top (LT40M)	093077
Red	4200mm	3/8" Loading Arm Cylinder Bottom (LT40S)	093066
	4760mm	3/8" Loading Arm Cylinder Bottom (LT40M)	093077

TABLE 9-1

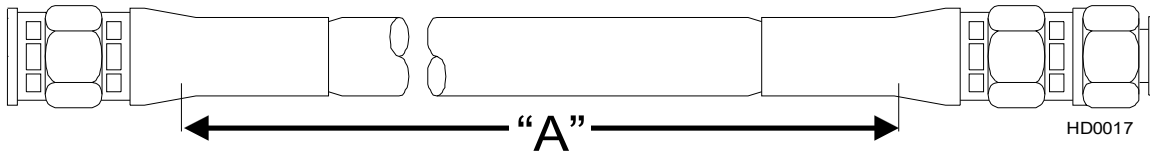
9 HYDRAULIC SYSTEM

Hydraulic Hoses

Green	4420mm	1/4" Clamp Up (LT40S)	093064
	4980mm	1/4" Clamp Up (LT40M)	093075
Yellow	4420mm	1/4" Clamp Down (LT40S)	093064
	4980mm	1/4" Clamp Down (LT40M)	093075

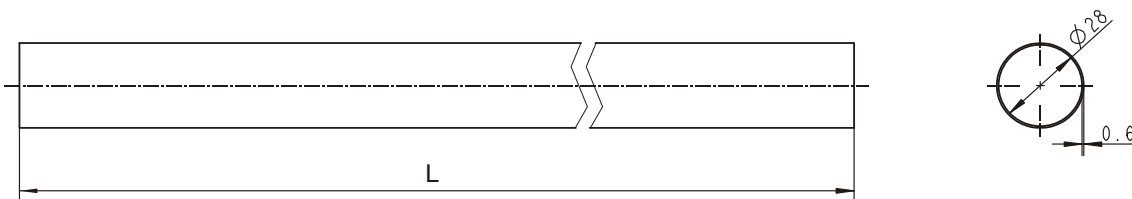
TABLE 9-1

9.21 Hydraulic Hoses LT70 AH



COLOR	LENGTH "A"	DESCRIPTION (◆ Indicates Parts Available In Assemblies Only)	PART #	QTY.
None	10"	3/8" HYDRAULIC PUMP TO VALVE	087774	1
Plain	27"	3/8" LOG TURNER CYLINDER BASE	014796	1
Orange	21"	3/8" LOG TURNER CYLINDER TOP	087775	1
Yellow	105"	1/4" FRONT TOE BOARD TOP (LT30HD)	087790	1
	127"	1/4" FRONT TOE BOARD TOP (LT40HD)	087776	1
Gray	105"	1/4" FRONT TOE BOARD BASE (LT30HD)	087790	1
	127"	1/4" FRONT TOE BOARD BASE (LT40HD)	087776	1
Plain	166"	3/8" SIDE SUPPORT CYLINDER TOP (LT30HD)	087791	1
	188"	3/8" SIDE SUPPORT CYLINDER TOP (LT40HD)	087777	1
Pink	168"	3/8" SIDE SUPPORT CYLINDER BASE (LT30HD)	087791	1
	188"	3/8" SIDE SUPPORT CYLINDER BASE (LT40HD)	087777	1
White	145"	3/8" CLAMP CYLINDER TOP (LT30HD)	087792	1
	157"	3/8" Clamp Cylinder Top (LT40HD)	087778	1
Dark Orange	129"	3/8" CLAMP CYLINDER BASE (LT30HD)	087793	1
	151"	3/8" CLAMP CYLINDER BASE (LT40HD)	087779	1
Purple	204"	1/4" REAR TOE BOARD TOP (LT30HD)	087794	1
	226"	1/4" REAR TOE BOARD TOP (LT40HD)	087780	1
Black	204"	1/4" REAR TOE BOARD BASE (LT30HD)	087794	1
	226"	1/4" REAR TOE BOARD BASE (LT40HD)	087780	1
Green	62"	3/8" LOADING ARM BRANCH TOP	014797	2
Yellow	63"	3/8" LOADING ARM BRANCH BASE	014798	2
Blue	171"	3/8" LOADING ARM CYLINDER TOP (LT30HD)	087795	1
	193"	3/8" LOADING ARM CYLINDER TOP (LT40HD)	087781	1
Red	171"	3/8" LOADING ARM CYLINDER BOTTOM (LT30HD)	087795	1
	193"	3/8" LOADING ARM CYLINDER BOTTOM (LT40HD)	087781	1
Green	180"	1/4" Clamp Up (LT30HD)	087796	1
	202"	1/4" Clamp Up (LT40HD)	087789	1
Yellow	180"	1/4" Clamp Down (LT30HD)	087796	1
	202"	1/4" Clamp Down (LT40HD)	087789	1

Protective Conduits, LT70 Series A/DH Hydraulic Hoses



REF.	DESCRIPTION (◆ indicates parts available in assemblies only)	PART #	QTY
------	--	--------	-----



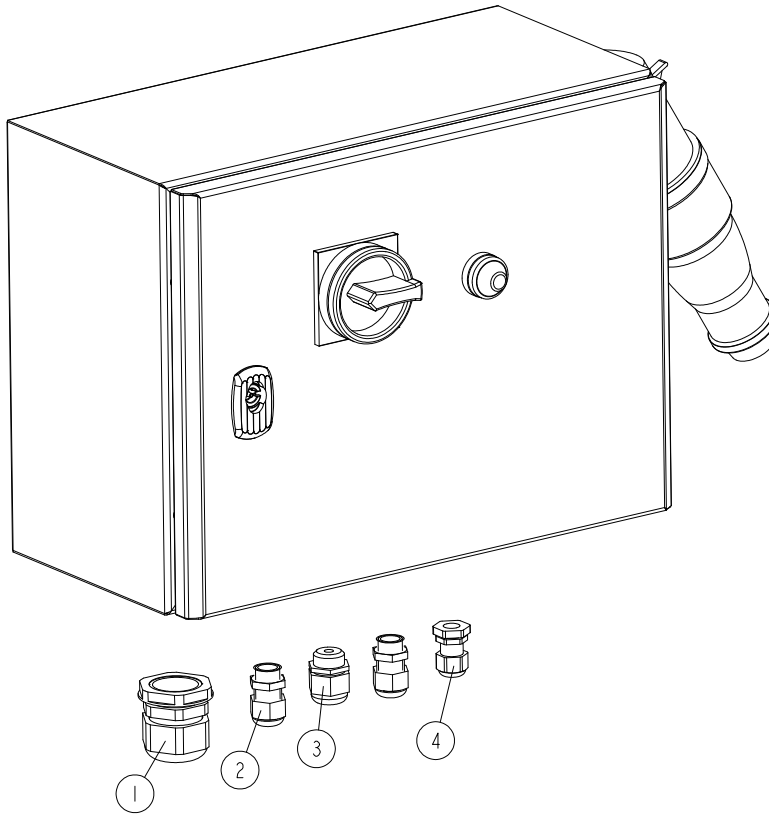
HYDRAULIC SYSTEM

Hydraulic Hoses LT70 AH

0.70	PROTECTIVE CONDUIT, LOG TURNER HOSE	099761	2	
0.28	PROTECTIVE CONDUIT, CLAMP IN/OUT CYLINDER	099762	1	
0.45	PROTECTIVE CONDUIT, IN/OUT CYLINDER HOSE - TOP	099763	1	
1.35	PROTECTIVE CONDUIT, CLAMP UP/DOWN CYLINDER	099764	1	
1.65	PROTECTIVE CONDUIT, CLAMP UP/DOWN CYLINDER	099765	1	

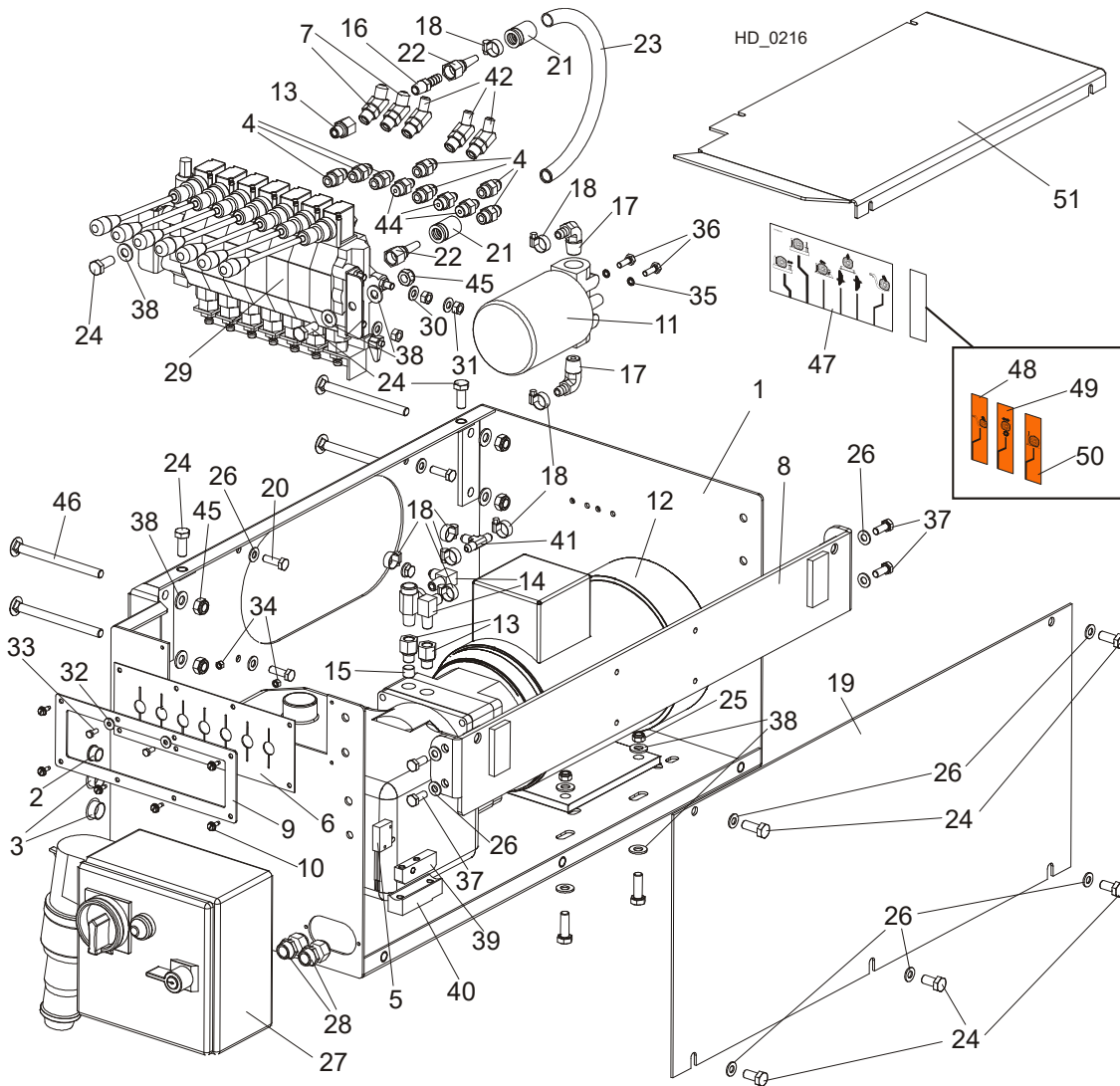
9.22 Hydraulic Electric Box, AC

557003-RC_001
 557003-RC



REF.	DESCRIPTION (◆ indicates parts available in assemblies only)	PART #	QTY
-	BOX, ELECTRIC AC	557003-RC	1
1	SEAL, DP 29/H GLAND	F81096-1	1
2	GLAND, DW11/H CABLE	085388	2
3	GLAND, DP 13/H CABLE	F81096-4	1
4	GLAND, DP 9/H CABLE	F81096-2	1

9.23 Hydraulic Control Box, LT40/70 AH-7 (Option)



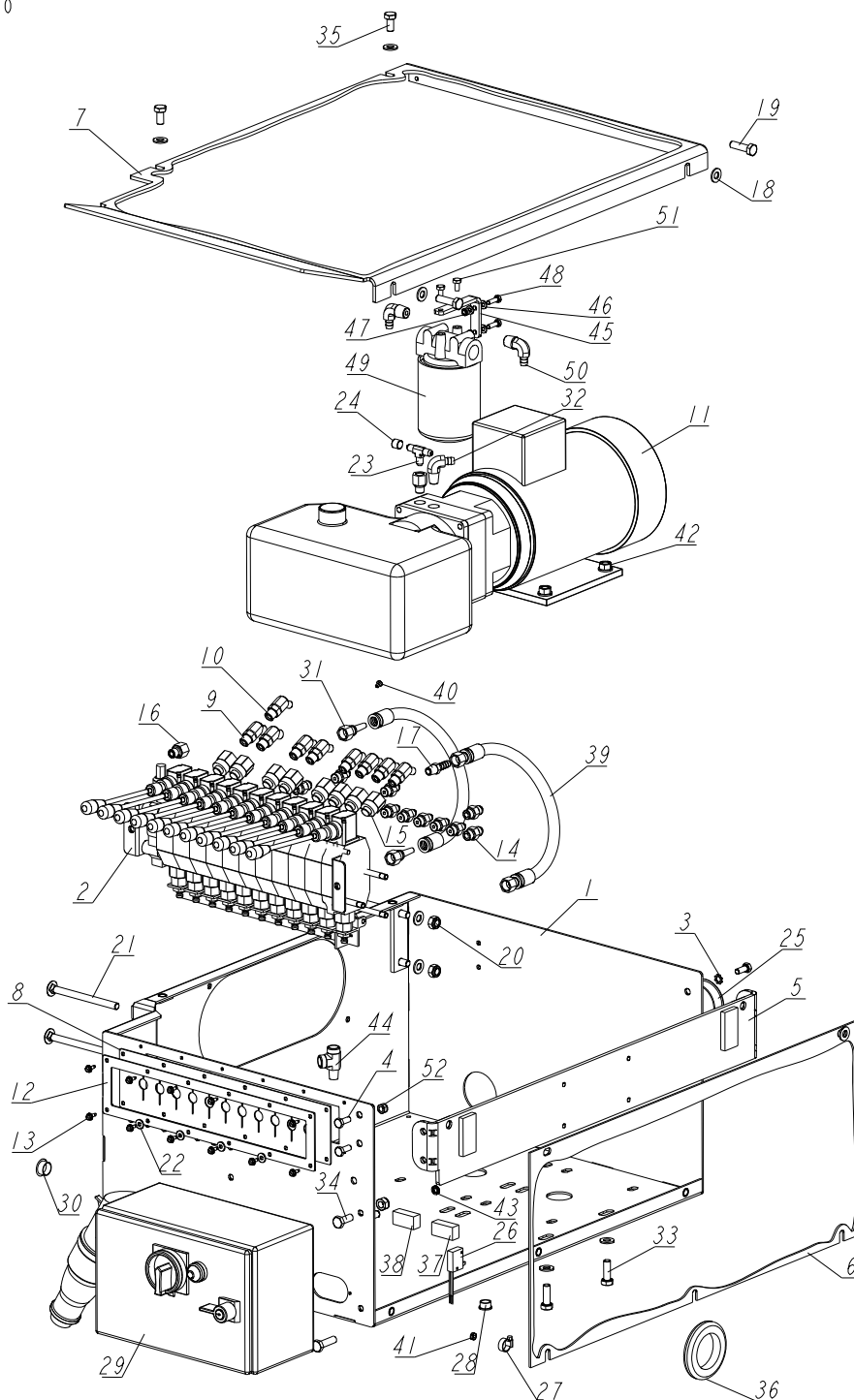
REF.	DESCRIPTION (◆ indicates parts available in assemblies only)	PART #	QTY
	SKRZYŃKA HYDRAULIKI 9,5m AC KOMPL.	089640	1
	BOX, AH 7-SECTION LT40/70 HYDRAULIC CONTROL	510563	1
	SKRZYŃKA HYDRAULIKI 9,5m AC KOMPL.	089640	1
1	BOX WELDMENT, 7-SECTION HYDRAULIC	510564-1	1
2	GROMMET, 15,9 UB625 RUBBER	086816	1
3	CAP, SR1086 22.2 HOLE	093544	2
4	BOLT, M8X25-8.8-B HEX HEAD FULL THREAD Z	F81002-5	4
5	PUMP ASSEMBLY, AC super 4kW 14.5l/min W/MOTOR	086789	1
6	FITTING, 3/8 O-RING-3/8JIC	014687	7
7	SWITCH, 2A 125V R-LEVER NO/NC/COM	014765	1
8	GUARD, 7-SECTION HYD. VALVE RUBBER	510566	1
9	FITTING, #6SAE 45 DEG ELBOW	015489	2
10	BRACKET, AC HYDRAULIC BOX - COMPLETE	086518-1	1
11	PLATE, RUBBER GUARD MOUNTING	510567-1	1

12	SCREW, #10-24x1/2 SELF-TAPPING	f05015-7	5	
13	MANIFOLD, W/FILTER	P22683	1	
14	PUMP, AC,5.5KW 18.5L/MIN HYDRAULIC W/MOTOR	517840	1	
15	FITTING, 6SAE MALE-1/4NPT FEMALE	014686	3	
16	FITTING, 3/8JIC-1/4NPT 90L	015491	2	
17	PLUG, 1/4-18 NPT BLANK	096221	2	
18	FITTING, 1/4NPT-3/8 BARB	014685	1	
19	FITTING, 1/2NPT-3/8 BARB ELBOW	p12707	2	
20	CLAMP, 11/16 WORM	061807	8	
21	PANEL, AC HYDRAULIC BOX FRONT	086484-1	1	
22	BOLT, M8x25-8.8-B HEX HEAD FULL THREAD ZINC	F81002-5	4	
	HOSE, 2T3/8X0.533 W9/16UNF-W9/16UNF HYDRAULIC	087775	1	
23	CRIMP SOCKET 3/8" HYDRAULIC HOSE	085901	2	
24	FITTING, JIC 9/16-18	085900	2	
25	HOSE, 3/8" (C/S-20MPa)P/N8106-6-06 HYDRAULIC	r02132	1	
26	BOLT, M10X25 8.8 HEX HEAD FULL THREAD ZINC	F81003-11	6	
27	NUT, M8-8-B HEX NYLON ZINC LOCK	F81032-2	4	
28	WASHER, 8.4 FLAT ZINC	F81054-1	13	
29	BOX, AC 4kW LT40/70 STARTER	089799	1	
30	GLAND, DP 11/H CABLE	085388	2	
31	VALVE, 7-SECTION AC HYDRAULIC	510560	1	
32	WASHER, 8.4 FLAT ZINC	F81054-1	6	
33	NUT, M8-8-B HEX ZINC	F81032-1	6	
34	WASHER, 5.5 SPECIAL FLAT ZINC	F81052-3	2	
35	BOLT, M5x12-5.8 HEX HEAD FULL THREAD ZINC	F81000-5	2	
36	NUT, M5-8 HEX ZINC	F81030-1	2	
37	WASHER, Z 6.1 SPLIT LOCK ZINC	F81053-3	2	
38	BOLT, 1/4-20X3/4 FT HHC	F05005-1	2	
39	BOLT, M8x20-8.8-B HEX HEAD FULL THREAD ZINC	F81002-4	4	
40	WASHER, 10.5 FLAT ZINC	F81055-1	16	
41	BUTTON, HOT CONTACT 1997	015253	1	
42	BLOCK, EXTEN. HYD. GROUND CONTACT	015264	1	
43	FITTING, 3/8 BARB TEE	015485	1	
44	FITTING, #4SAE-#6SAE 45 DEG ELBOW	015488	3	
45	BOLT, M10x30-5.8 HEX HEAD FULL THREAD ZINC	F81003-2	4	
46	FITTING, 1/4JIC-3/8 O-RING	P26284	3	
47	NUT, M10-8-B HEX NYLON ZINC LOCK	F81033-1	6	
48	BOLT, M10X125 CARRIAGE	F81003-34	4	
49	DECAL, HYDRAULIC CONTROL SUPER '97 (ENGLISH)	015364-A1	1	
50	DECAL, ADDITIONAL HYDRAULIC SECTION - LOG LOADER	511426 ¹	1	
51	DECAL, ADDITIONAL HYDRAULIC SECTION - POWER ROLLER	511427 ¹	1	
52	DECAL, ADDITIONAL HYDRAULIC SECTION - SIDE SUPPORT	511428 ¹	1	
53	COVER, AC HYDRAULIC CONTROL BOX	086485-1	1	

¹ Depending on order

9.24 Hydraulic Control Box, 11-Section AC

510570.001
510570



REF.	DESCRIPTION (◆ indicates parts available in assemblies only)	PART #	QTY
-	BOX, AH 6-7 11-SECTION LT40/70 HYDRAULIC	510570	1
1	BOX WELDMENT, HYDRAULIC	545691-1	1
2	VALVE, 11-SECTION HDS11/10 HYDRAULIC	510568	1

REF.	DESCRIPTION (◆ indicates parts available in assemblies only)	PART #	QTY
3	WASHER, 8.4 EXTERIOR STAR LOCK ZINC	F81054-3	4
4	BOLT, M8X20-8.8-B HEX HEAD FULL THREAD ZINC	F81002-4	4
5	BRACKET, AC HYDRAULIC BOX - COMPLETE	086518-1	1
6	PANEL, AC HYDRAULIC BOX FRONT	086484-1	1
7	COVER, AC/DC HYDRAULIC CONTROL BOX	091734-1	1
8	COVER, 11-SECTION VALVE RUBBER	518926	1
9	FITTING, #6SAE 45 DEG ELBOW	015489	3
10	FITTING, #4SAE-#6SAE 45 DEG. ELBOW	015488	6
11	PUMP, AC-4KW (Q=14,5L/MIN) HYDRAULIC W/M	500958	1
12	COVER, 11-SECTION VALVE GUARD	510571-1	1
13	#10-24X1/2 SLF TP SC	F05015-7	12
14	FITTING, 3/8 O-RING-3/8JIC	014687	4
15	FITTING, 1/4JIC-3/8 O-RING	P26284	10
16	FITTING, 6SAE MALE-1/4NPT FEMALE	014686	2
17	FITTING, 1/4NPT-3/8 BARB	014685	1
18	WASHER, 10.5 FLAT ZINC	F81055-1	21
19	BOLT, M10X35-8.8 HEX HEAD FULL THREAD ZINC	F81003-17	9
20	NUT, M10-8-B HEX NYLON ZINC LOCK	F81033-1	6
21	BOLT, M10X125 CARRIAGE	F81003-34	4
22	WASHER, 5.5 SPECIAL FLAT ZINC	F81052-3	4
23	FITTING, 3/8 BARB TEE	015485	1
24	PLUG, 1/4-18 NPT BLANK	096221	1
25	CAP, HSA2790 (63.6 DIA.)	092859	2
26	SWITCH, 2A 125V R-LEVER NO/NC/COM	014765	1
27	CLAMP, 11/16 WORM	061807	4
28	GROMMET, 15,9 UB625 RUBBER	086816	1
29	BOX, LT40/70 ELECTRICAL	566251	1
30	CAP, SR1086 22.2 HOLE	093544	1
31	HOSE, 2T3/8X0.533 W9/16UNF-W9/16UNF HYDRAULIC	094782	1
32	FITTING, 3/8NPT-3/8 BARB ELBOW	P12708	1
33	BOLT, M10X30-5.8 HEX HEAD FULL THREAD ZINC	F81003-2	4
34	BOLT, M10X25 8.8 HEX HEAD FULL THREAD ZINC	F81003-11	2
35	BOLT, ISO 4017-M10X20-8.8-A2E HEX HEAD	F81003-53	2
36	GROMMET, 55MM DIA. RUBBER	085614	2
37	CONTACT ASSEMBLY, AC NEGATIVE	086624	1
38	CONTACT ASSEMBLY, AC POSITIVE	086625	1
39	HOSE, 2T3/8X0.533 W9/16UNF-W9/16UNF HYDRAULIC	087775	1
40	NOZZLE, D092-O 1MM DIA. PROPANE&BUTANE	091007	1
41	NUT, #10-24 SELF-LOCKING	F05010-14	4
42	NUT, M10-8-B-HEX ZINC	F81033-3	4
43	WASHER, 8.2 SPLIT LOCK ZINC	F81054-4	6
44	FITTING, 1/4NPT MALE RUN TEE	P09141	1
45	BRACKET, OIL FILTER	550029-1	1
46	WASHER, 6.4 FLAT ZINC	F81053-1	4
47	NUT, M6-8-B NYLON HEX ZINC LOCK	F81031-2	2
48	BOLT, M6X20 8.8 HEX HEAD FULL THREAD ZINC	F81001-2	2
49	MANIFOLD, W/FILTER	P22683	1

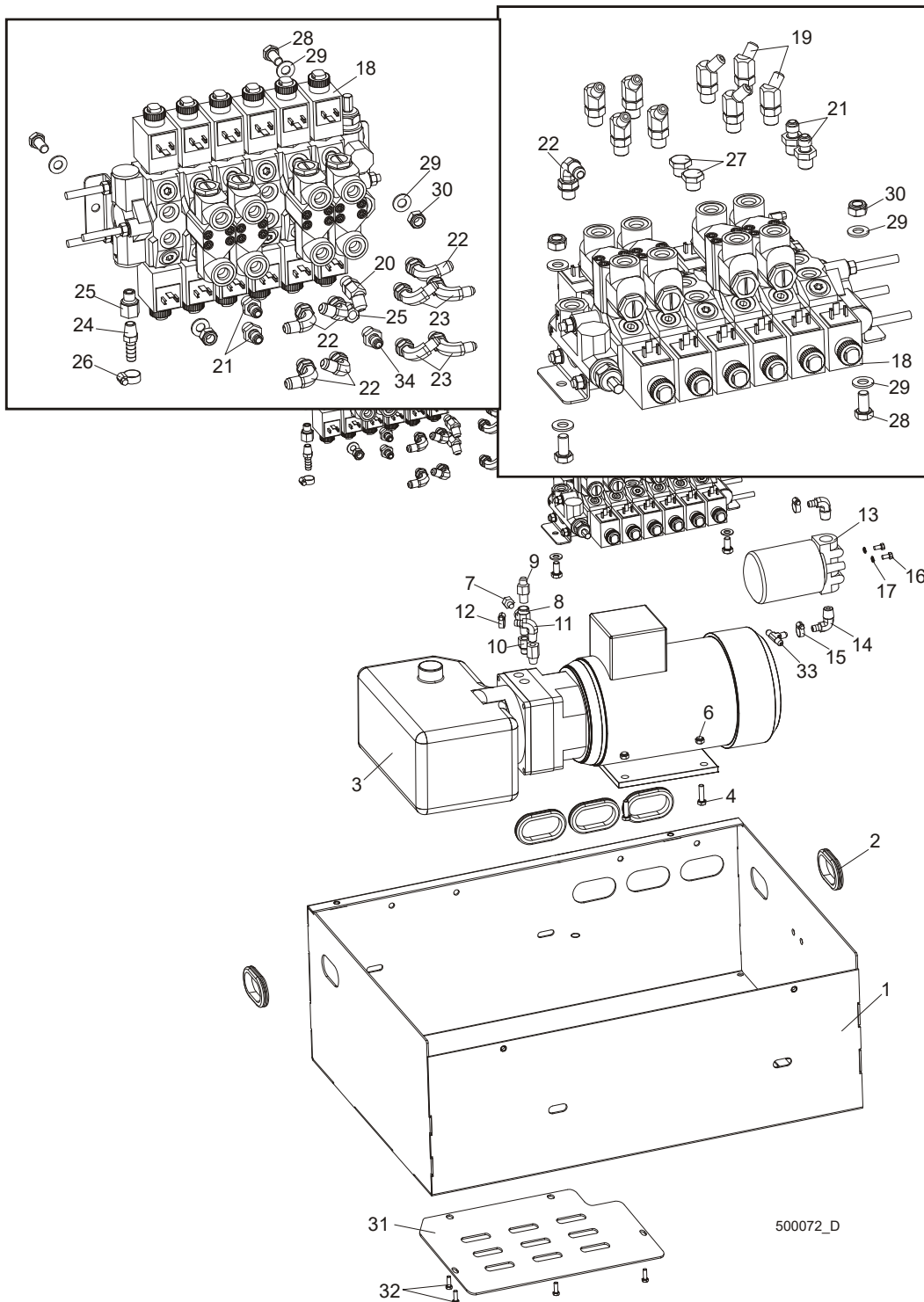


HYDRAULIC SYSTEM

Hydraulic Control Box, 11-Section AC

REF.	DESCRIPTION (◆ indicates parts available in assemblies only)	PART #	QTY	
50	FITTING, 1/2NPT-3/8 BARB ELBOW	P12707	2	
51	BOLT, 1/4-20X1/2 HEX HEAD	F05005-15	2	
52	NUT, M8-8-B HEX NYLON ZINC LOCK	F81032-2	4	

9.25 Hydraulic Control Box, LT40/70 AH15/14



500072_D

REF	DESCRIPTION (u indicates parts available in assemblies only)	PART #	QTY
	hydraulic control box, 9,5M AC KOMPL.	089640	1
	HYDRAULIC CONTROL BOX, LT40/70 AH15	093732 ¹	1
	HYDRAULIC CONTROL BOX, LT40/70 AH14	093734	1
	HYDRAULIC CONTROL BOX, LT40/70 AH13	093736	1



HYDRAULIC SYSTEM

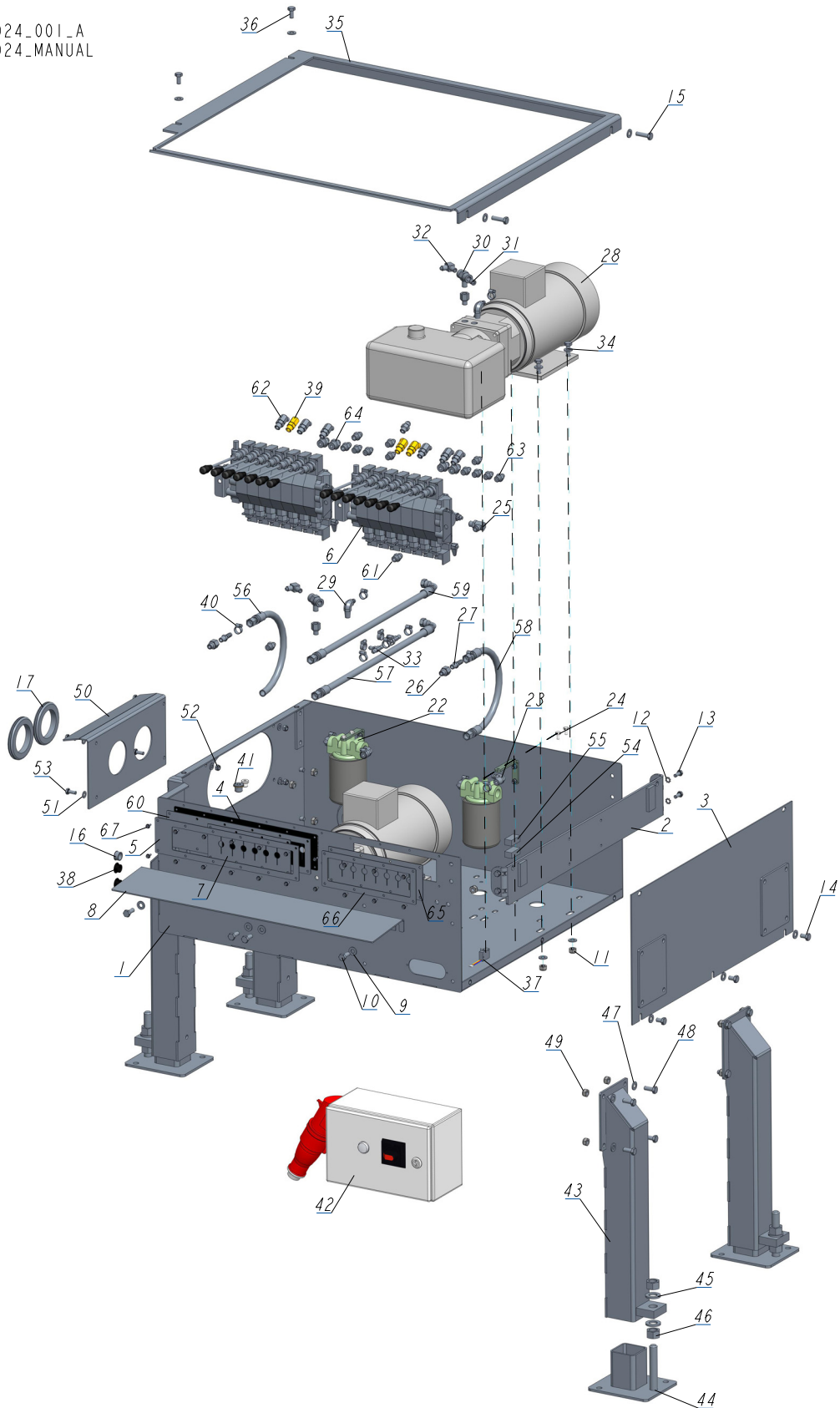
Hydraulic Control Box, LT40/70 AH15/14

	HYDRAULIC CONTROL BOX 9,5M AC KOMPL.	089640	1	
1	BOX WELDMENT, 9.5 M AC HYDRAULIC CONTROL	089636-1	1	
2	GROMMET, RUBBER	087065	5	
3	PUMP, AC-4KW (Q=14,5L/MIN) HYDRAULIC W/M	500958	1	
4	BOLT, M8X25-8.8-B HEX HEAD FULL THREAD Z	F81002-5	4	
5	PUMP ASSEMBLY, AC SUPER 4KW 14.5L/MIN W/	086789	1	
6	BOLT, M8X25-8.8-B HEX HEAD FULL THREAD Z	F81002-5	4	
7	FITTING, 3/8JIC-1/4NPT STRAIGHT	015560	1	
8	NUT, M8-8-B-HEX NYLON ZINC LOCK	F81032-2	4	
9	PLUG, 1/4-18 NPT BLANK	096221	1	
10	FITTING, 1/4NPT MALE RUN TEE	P09141	1	
11	FITTING, 1/4NPTX1/4JIC MALE	P09143	1	
12	FITTING, 6SAE MALE-1/4NPT FEMALE	014686	1	
13	FITTING, 3/8NPT-3/8 BARB ELBOW	P12708	1	
14	CLAMP, 11/16 WORM	P12739	1	
15	MANIFOLD, W/FILTER	P22683	1	
16	FITTING, 1/2NPT-3/8 BARB ELBOW	P12707	2	
17	CLAMP, 11/16 WORM	P12739	4	
18	BOLT, 1/4-20X1/2 HEX HEAD	F05005-15	2	
19	WASHER 6.1 ZC SPRING LOCK DIN 127	F81053-3	2	
20	HYDRAULIC VALVE, HDS11 6K01-151/MOD 6/06	088188	1	
21	HYDRAULIC VALVE, HDS11 6K01-151/MOD 6/06	088189	1	
22	FITTING, #4SAE-#6SAE 45 DEG ELBOW	015488	8	
23	FITTING, #6SAE 45 DEG ELBOW	015489	1	
24	FITTING, 1/4JIC-3/8 O-RING	P26284	4/2	
25	FITTING, #6 SAE 3/8"JIC ELBOW	P12704	6	
26	FITTING, 90 9/16-18 JIC 7/16-20 JIC ELBO	089642	4	
27	FITTING, 1/4NPT-3/8 BARB	014685	2	
28	FITTING, 6SAE MALE-1/4NPT FEMALE	014686	2	
29	CLAMP, 11/16 WORM	P12739	2/4	
30	PLUG, 9/16-18 JIC HYDRAULIC VALVE	089647	2	
31	BOLT, M10X20-5.8 HEX HEAD FULL THREAD ZI	F81003-1	4	
32	WASHER 10,5 ZC DIN 126 ISO 7091	F81055-1	8	
33	NUT M10 ZC 8 NYLOCK DIN 982 ISO 7040	F81033-1	4	
34	COVER WELDMENT, LT80 HYDRAULIC BOX BOTTO	090962-1	1	
35	BOLT M6X16 HH ZC FT 8.8 DIN 933	F81001-15	4	
36	FITTING, 3/8 BARB TEE	015485	1	
	MATRIX, DIODE HYDRAULIC	096963	2	
	VALVE CONNECTOR, WITH BUILD-IN LED	094556		

¹ Depending on the type of sawmill

9.26 Hydraulic Control Box, LT40/70 AC 14-Section

541024_001_A
 541024_MANUAL

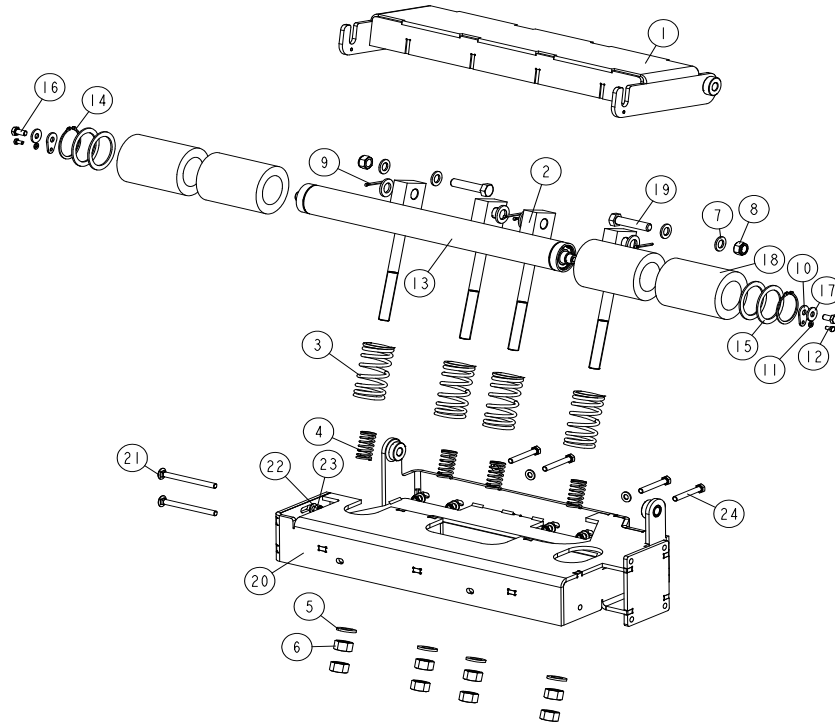


REF.	DESCRIPTION (◆ indicates parts available in assemblies only)	PART #	QTY
-	BOX, LT40/70 AC 14-SECTION HYDRAULIC CON	541024	1
1	BOX WELDMENT, HYDRAULIC CONTROL	505946-1	1
2	BRACKET, AC HYDRAULIC BOX MOUNT - COMPLETE	086518-1	1
3	COVER, AC HYDRAULIC BOX FRONT	086484-1	1
4	GUARD, RUBBER HYDRAULIC VALVE 10-SECTION	091739	1
5	PLATE, 10-SECTION VALVE PAINTED	091826-1	1
6	VALVE, 7-SECTION AC HYDRAULIC	510560	2
7	GUARD, RUBBER VALVE DOUBLE	015079	1
8	PLATE FOR DECALS	505949-1	1
9	WASHER, 10.5 FLAT ZINC	F81055-1	27
10	BOLT, M10X25-8.8 HEX HEAD FULL THREAD ZINC	F81003-11	4
11	NUT, M10-8-B NYLON HEX ZINC LOCK	F81033-1	12
12	WASHER, 8.4 EXTERIOR STAR LOCK ZINC	F81054-3	4
13	BOLT, M8X20 8.8 HEX HEAD FULL THREAD ZINC	F81002-4	4
14	BOLT, M10X16-8.8 HEX HEAD FULL THREAD ZINC	F81003-13	3
15	BOLT, M10X35 - 8.8 HEX HEAD FULL THREAD	F81003-17	2
16	GROMET, WIRE	P04137	1
17	COVER, 80 MM RUBBER	089293	4
18	BRACKET, OIL FILTER	550029-1	2
19	WASHER, 6.4 FLAT ZINC	F81053-1	8
20	NUT, M6-8-B HEX NYLON ZINC LOCK	F81031-2	4
21	BOLT, M6X20-8.8 HEX HEAD FULL THREAD ZINC	F81001-2	4
22	MANIFOLD, W/FILTER	P22683	2
23	FITTING, 1/2NPT-3/8 BARB ELBOW	P12707	4
24	BOLT, 1/4-20X1/2 HEX HEAD	F05005-15	4
25	FITTING, #6 SAE 3/8"JIC ELBOW	P12704	1
26	FITTING, 6SAE MALE-1/4NPT FEMALE	014686	4
27	FITTING, 1/4NPT-3/8 BARB	014685	2
28	PUMP, AC.5,5KW 18.5L/MIN HYDRAULIC W/MOTOR	517840	2
29	FITTING, 3/8NPT-3/8 BARB ELBOW	P12708	2
30	FITTING, 1/4NPT BRANCH TEE	015486	2
31	PLUG, 1/4-18 NPT BLANK	096221	1
32	FITTING, 3/8JIC-1/4NPT 90L	015491	2
33	FITTING, 3/8 BARB TEE	015485	2
34	BOLT, M10X30-8.8 HEX HEAD FULL THREAD ZINC	F81003-2	8
35	COVER, HYDRAULIC BOX TOP	505948-1	1
36	BOLT, M10X20-5.8 HEX HEAD FULL THREAD ZINC	F81003-1	2
37	MICROSWITCH, HYDRAULIC VALVE	014765	1
38	CAP, SR1086 22.2 DIA. HOLE	093544	2
39	FITTING, #6SAE 45 DEG. ELBOW	015489	3
40	CLAMP, 11/16 WORM	061807	14
41	PLUG KIT FOR 500508	505060	1
42	HYDRAULIC AC 5.5KW- 2 PUMPS	532190-M	1
-	LEG, LEFT STATIONARY ADJUSTABLE	501639	4
43	TUBE WELDMENT, ADJUSTABLE LEG	507715-1	1
44	FOOT	586948-1	1
45	WASHER, 21 FLAT ZINC	F81059-2	2

REF.	DESCRIPTION (◆ indicates parts available in assemblies only)	PART #	QTY
46	NUT, M20-8 HEX ZINC	F81037-1	2
47	WASHER, 10.5 FLAT ZINC	F81055-1	4
48	BOLT, M10X25-8.8 HEX HEAD FULL THREAD ZINC	F81003-11	4
49	NUT, M10-8-B NYLON HEX ZINC LOCK	F81033-1	4
50	PLATE, HYDRAULIC HOSE COVER - COMPLETE	504261-1	1
51	WASHER, 8,4-FLAT ZINC	F81054-1	8
52	NUT, M8-8-B HEX NYLON ZINC LOCK	F81032-2	4
53	BOLT, M8X20-5.8 HEX HEAD FULL THREAD ZINC	F81002-1	4
54	CONTACT ASSEMBLY, AC NEGATIVE	086624	1
55	CONTACT ASSEMBLY, AC POSITIVE	086625	1
56	HOSE, 2T 3/8X0.533 W9/16UNF-W9/16UNF HYDRAULIC	087775	1
57	HOSE, 2T3/8X1.100 W9/16UNF-W9/16UNF HYDRAULIC	093153	1
58	HOSE, 2T 3/8X0.533 W9/16UNF-W9/16UNF HYDRAULIC	094782	1
59	H22	505338	1
60	PLATE, RUBBER COVER MOUNT	540994-1	1
61	FITTING, 3/8 O-RING-3/8JIC	014687	4
62	FITTING, #4SAE-#6SAE 45 DEG. ELBOW	015488	6
63	FITTING, 1/4JIC-3/8 O-RING	P26284	10
64	FITTING, 8SAE-3/8JIC	P12703	4
65	COVER, RUBBER (7 SECTIONS)	510566	1
66	PLATE, RUBBER COVER MOUNT	510567-1	1
67	BOLT, #10-24 X 1/2" SELF-TAPPING	F05015-7	20

9.27 Shock Absorber Assembly - Option for Sawmills Equipped with Hydraulics

550191_001
550191_MANUAL



REF.	DESCRIPTION (◆ indicates parts available in assemblies only)	PART #	QTY
-	SHOCK ABSORBER, SHORT	550191	1
-	SHORT ROLLER, SHOCK ABSORBER	550192	1
1	ROLLER PLATE, SHOCK ABSORBER	550189-1	1
2	ROD WELDMENT, BUMPER SPRING	510818-1	4
3	SPRING, 110X46X6.5 CUSHION	510815	4
4	SPRING, 60X23X3	088992	4
5	WASHER, 21 FLAT ZINC	F81059-2	8
6	NUT, M20-8 HEX ZINC	F81037-1	8
7	WASHER, 17 FLAT ZINC	F81058-1	4
8	NUT, M16-8 HEX NYLON ZINC LOCK	F81036-2	2
9	PIN, 4X30 COTTER ZINC-PLATED	F81043-22	4
10	WASHER, WM4000 ROLLER MOUNTING	510874-1	2
11	WASHER, 6.4 FLAT ZINC	F81053-1	2
12	BOLT, M6X12-8.8 HEX HEAD FULL THREAD ZINC	F81001-7	2
-	ROLLER W/RUBBER BUSHING	527048	1
13	ROLLER, FRAME M/S	527044-1	1
14	RING, Z60 OUTSIDE RETAINING	F81090-62	2
15	RING, 61/80X3 SPACER	515895	4
16	BOLT, M10X20-5.8 HEX HEAD FULL THREAD ZINC	F81003-1	2
17	WASHER, 10.5 SPECIAL FLAT ZINC	F81055-6	2

REF.	DESCRIPTION (◆ indicates parts available in assemblies only)	PART #	QTY	
18	ROLLER, RUBBER	517493	4	
19	BOLT, M1 6X75-8.B-B HEX HEAD FULL THREAD	F81006-10	2	
20	FRAME, SHORT TABLE	550187-1	1	
21	BOLT, M10X125 CARRIAGE	F81003-34	2	
22	WASHER, 10.5 FLAT ZINC	F81055-1	10	
23	NUT, M10-8-B HEX NYLON ZINC LOCK	F81033-1	6	
24	BOLT, M10X75-8.8 HEX HEAD ZINC	F81003-15	4	

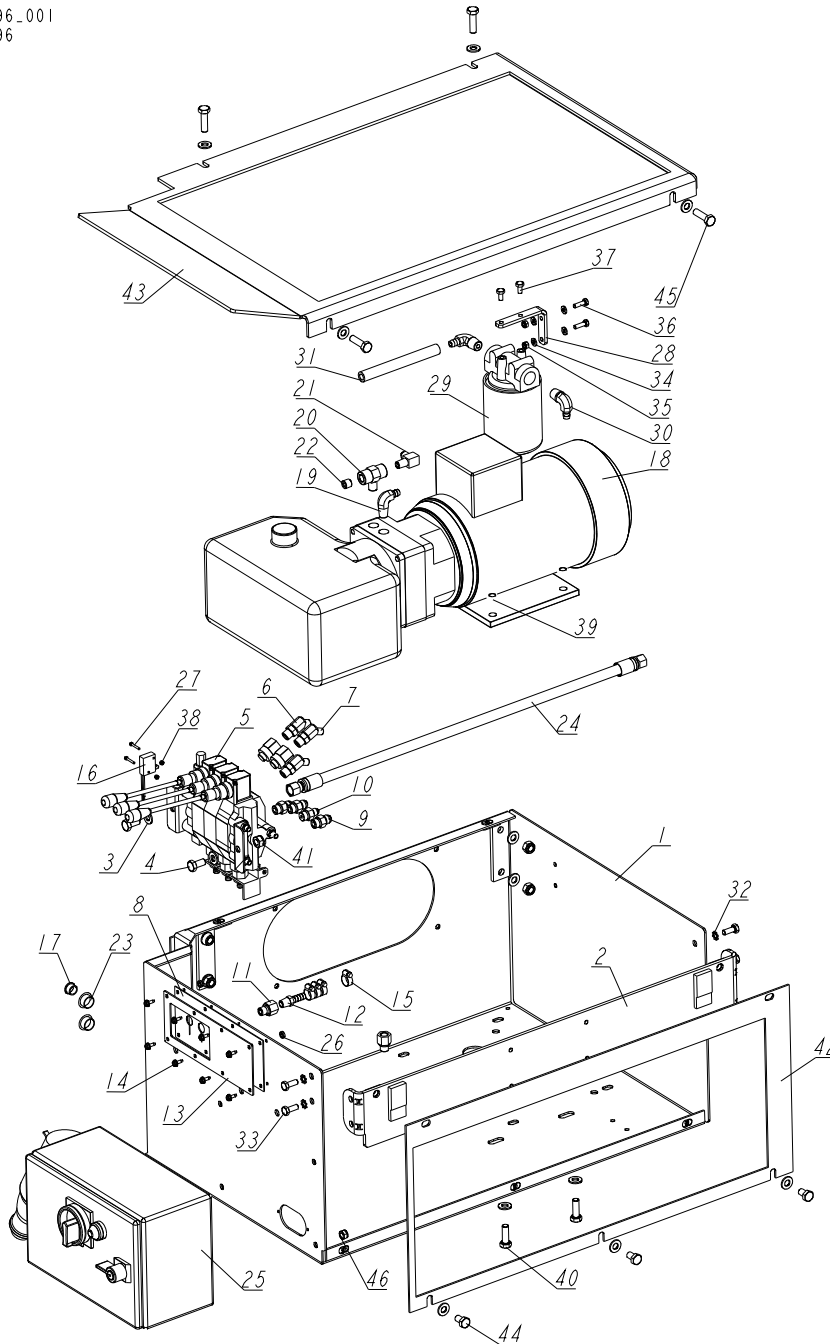


HYDRAULIC SYSTEM

Hydraulic Control Box, LT70 AH1

9.28 Hydraulic Control Box, LT70 AH1

536196_001
536196

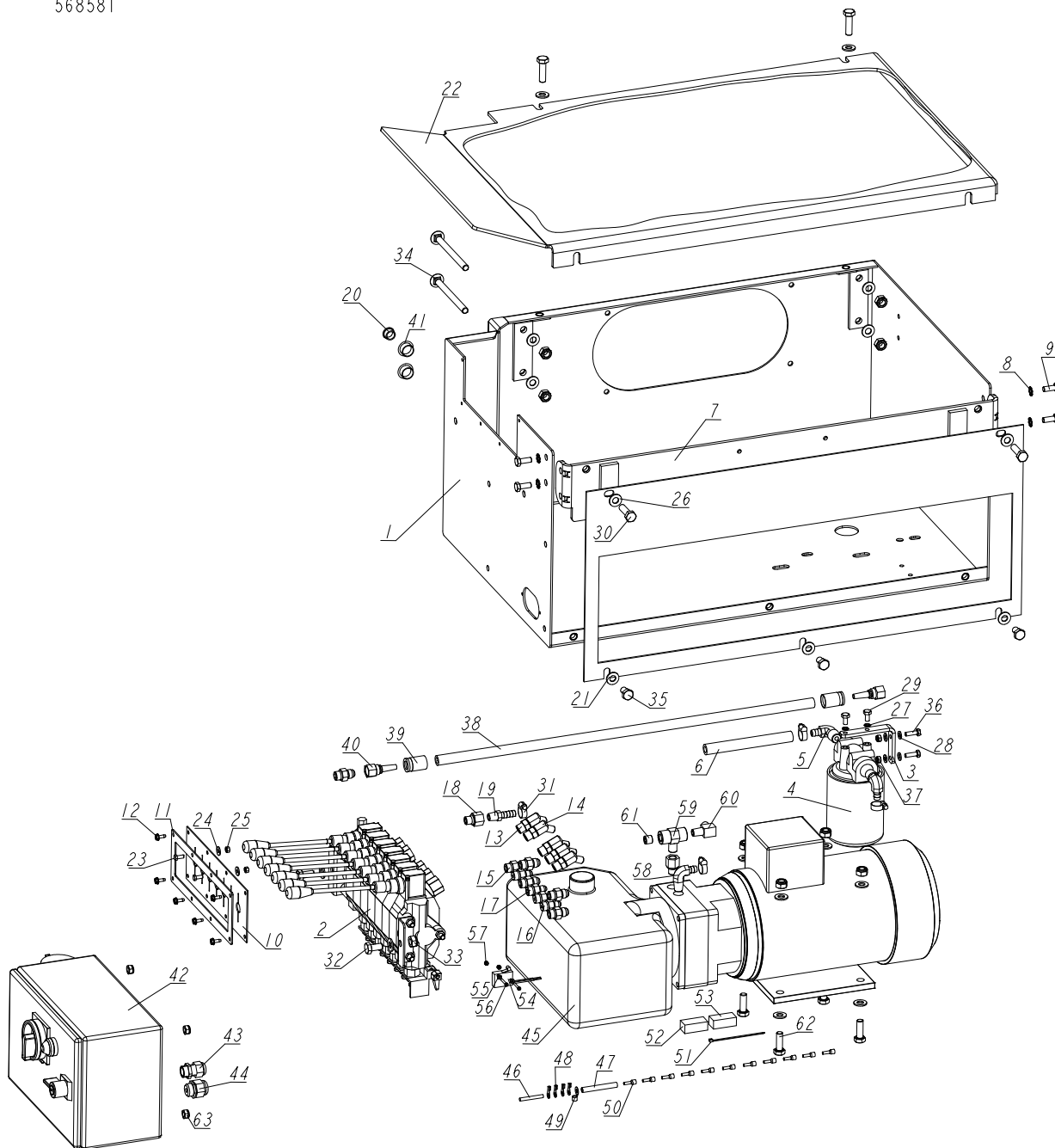


REF.	DESCRIPTION (◆ indicates parts available in assemblies only)	PART #	QTY
-	BOX, AH1 LT70 HYDRAULIC - COMPLETE (AFRICA)	536196	1
1	BOX WELDMENT, LT20 AC HYDRAULIC	545690-1	1
2	BRACKET, AC HYDRAULIC BOX - COMPLETE	086518-1	1
3	WASHER, 10.5 FLAT ZINC	F81055-1	17
4	BOLT, ISO 4017-M10X20-8.8-A2E HEX HEAD	F81003-53	2
5	VALVE, AC 6-SECTION HYDRAULIC	093034	1
6	FITTING, #6SAE 45 DEG. ELBOW	015489	1

REF.	DESCRIPTION (◆ indicates parts available in assemblies only)	PART #	QTY
7	FITTING, #4SAE-#6SAE 45 DEG. ELBOW	015488	2
8	GUARD, RUBBER DOUBLE VALVE	015079	1
9	FITTING, 3/8 O-RING-3/8JIC	014687	3
10	FITTING, 1/4JIC-3/8 O-RING	P26284	1
11	FITTING, 6SAE MALE-1/4NPT FEMALE	014686	2
12	FITTING, 1/4NPT-3/8 BARB	014685	1
13	PLATE, 3-SECTION HYDRAULIC VALVE COVER	092920-1	1
14	#10-24X1/2 SLF TP SC	F05015-7	8
15	CLAMP, 11/16 WORM	061807	4
16	SWITCH, 2A 125V R-LEVER NO/NC/COM	014765	1
17	GROMMET, 15,9 UB625 RUBBER	086816	1
18	PUMP, AC-4KW (Q=14.5L/MIN) HYDRAULIC W/MOTOR	500958	1
19	FITTING, 3/8NPT-3/8 BARB ELBOW	P12708	1
20	FITTING, 1/4NPT MALE RUN TEE	015486	1
21	FITTING, 3/8JIC-1/4NPT 90L	015491	1
22	PLUG, 1/4-18 NPT BLANK	096221	1
23	CAP, SR1086 22.2 HOLE	093544	2
24	HOSE, 2T3/8X0.254 W9/16UNF-WP/16UNF HYDRAULIC	087774	1
25	BOX, LT40/70 ELECTRICAL	566251	1
26	NUT, #10-24 SELF-LOCKING	F05010-14	2
27	SCREW, M3X20-5.8-A SLOTTED CHEESE HEAD ZINC	F81000-8	2
28	BRACKET, OIL FILTER	550029-1	1
29	MANIFOLD, W/FILTER	P22683	1
30	FITTING, 1/2NPT-3/8 BARB ELBOW	P12707	2
31	HOSE, 3/8" LOW PRESSURE HYDRAULIC	R01892-1	1
32	WASHER, 8.4 EXTERIOR STAR LOCK ZINC	F81054-3	4
33	BOLT, M8X20-8.8-B HEX HEAD FULL THREAD ZINC	F81002-4	4
34	WASHER, 6.4 FLAT ZINC	F81053-1	4
35	NUT, M6-8-B NYLON HEX ZINC LOCK	F81031-2	2
36	BOLT, M6X20 8.8 HEX HEAD FULL THREAD ZINC	F81001-2	2
37	BOLT, 1/4-20X1/2 HEX HEAD	F05005-15	2
38	NUT, M3-6 HEX NYLON ZINC LOCK	F81028-2	2
39	NUT, M10-8-B-HEX ZINC	F81033-3	4
40	BOLT, DIN933-M10X30-8.8-A2E HEX HEAD	F81003-111	4
41	NUT, M10-8-B HEX NYLON ZINC LOCK	F81033-1	6
42	PANEL, AC HYDRAULIC BOX FRONT	086484-1	1
43	COVER, AC HYDRAULIC BOX TOP	545693-1	1
44	BOLT, M10X16-8.8 HEX HEAD FULL THREAD ZINC	F81003-13	3
45	BOLT, M10X35-8.8 HEX HEAD FULL THREAD ZINC	F81003-17	4
46	NUT, M8-8-B HEX NYLON ZINC LOCK	F81032-2	4

9.29 Hydraulic Control Box, AHP3/LT40/LT70 Stationary Sawmills 7-Section (M-type Frame)

568581_001
568581



REF.	DESCRIPTION (◆ indicates parts available in assemblies only)	PART #	QTY
-	BOX, AHP3 7-SECTION LT40/70 HYDRAULIC	568581	1
1	BOX WELDMENT, HYDRAULIC	555345-1	1
2	VALVE, 7-SECTION DC HYDRAULIC	545657	1
3	BRACKET, OIL FILTER	550029-1	1
4	MANIFOLD W/FILTER	P22683	1

Hydraulic Control Box, AHP3/LT40/LT70 Stationary Sawmills 7-Section (M-type Frame)

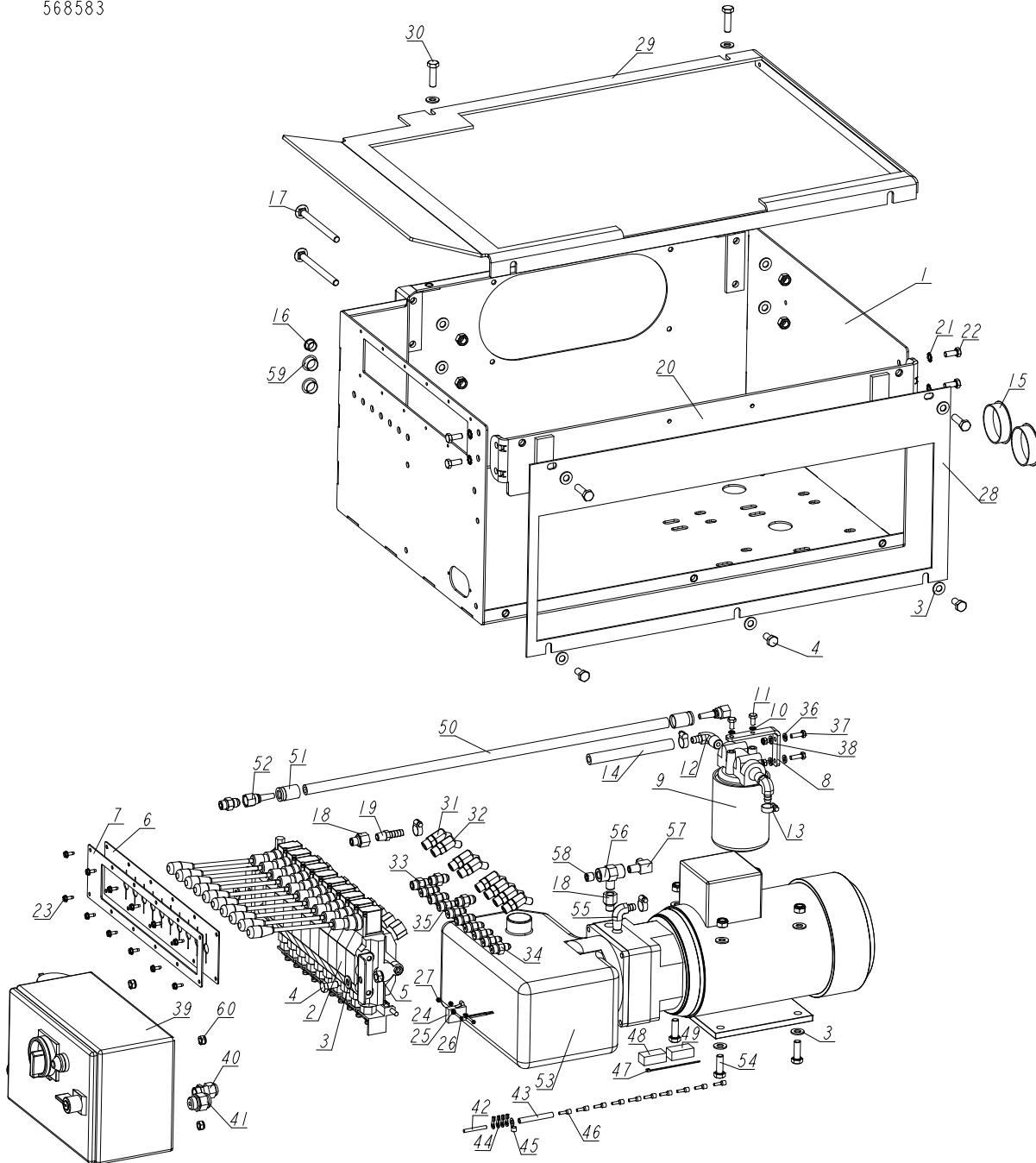
REF.	DESCRIPTION (◆ indicates parts available in assemblies only)	PART #	QTY
5	FITTING, 1/2NPT-3/8 BARB ELBOW	P12707	2
6	HOSE, 3/8" LOW PRESSURE HYDRAULIC	R01892-1	1
7	BRACKET, AC HYDRAULIC BOX - COMPLETE	086518-1	1
8	WASHER, 8.4 EXTERIOR STAR LOCK ZINC	F81054-3	4
9	BOLT, M8X20-8.8-B-HEX HEAD FULL THREAD ZINC	F81002-4	4
10	GUARD, 7-SECTION HYD. VALVE RUBBER	510566	1
11	PLATE, RUBBER GUARD MOUNTING	510567-1	1
12	#10-24X1/2 SLF TP SC	F05015-7	6
13	FITTING, #6SAE 45 DEG ELBOW	015489	1
14	FITTING, #4SAE-#6SAE 45 DEG ELBOW	015488	4
15	FITTING, 3/8 O-RING-3/8JIC	014687	6
16	FITTING, 1/4JIC-3/8 O-RING	P26284	3
17	ZN-140 UNF9/16-18/7/16-20	555134	1
18	FITTING, 6SAE MALE-1/4NPT FEMALE	014686	2
19	FITTING, 1/4NPT-3/8 BARB	014685	1
20	GROMMET, 15,9 UB625 RUBBER	086816	1
21	PANEL, AC HYDRAULIC BOX FRONT	086484-1	1
22	COVER, AC HYDRAULIC BOX TOP	545693-1	1
23	BOLT, M5X12-5.8 HEX HEAD FULL THREAD ZINC	F81000-5	2
24	WASHER, 5.5 SPECIAL FLAT ZINC-PLATED	F81052-3	2
25	NUT, M5-8 HEX ZINC	F81030-1	2
26	WASHER 10,5 ZC DIN 126 ISO 7091	F81055-1	21
27	WASHER 6.1 ZC SPRING LOCK DIN 127	F81053-3	2
28	WASHER 6.4 ZC DIN 126 ISO 7091	F81053-1	4
29	BOLT, 1/4-20X1/2 HEX HEAD	F05005-15	2
30	BOLT, M10X35-8.8 HEX HEAD FULL THREAD ZINC	F81003-17	4
31	Clamp, 11/16 Worm	061807	4
32	BOLT, ISO 4017-M10X20-8.8-A2E HEX HEAD	F81003-53	2
33	NUT M10 ZC 8 NYLOCK DIN 982 ISO 7040	F81033-1	10
34	BOLT, M10X125 CARRIAGE	F81003-34	2
35	BOLT, M10X16-8.8 HEX HEAD FULL THREAD ZINC	F81003-13	3
36	BOLT, M6X20 8.8 HEX HEAD FULL THREAD ZINC	F81001-2	2
37	NUT M6 ZC 8 NYLOCK DIN 982 ISO 7040	F81031-2	2
-	HOSE, 2T3/8X0.254 W9/16UNF-WP/16UNF HYDRAULIC	087774	1
38	HOSE, 3/8 HYDRAULIC	R02132_0_25	1
39	CRIMP SOCKET 3/8" HYDRAULIC HOSE	085901	2
40	FITTING, JIC 9/16-18 HYDRAULIC	085900	2
41	CAP, SR1086 22.2 HOLE	093544	2
42	BOX, LT40/70 ELECTRICAL	566251	1
43	GLAND, DW11/H CABLE	085388	1
44	GLAND, DP 13/H CABLE	F81096-4	1
45	PUMP, AC-4KW (Q=14,5L/MIN) HYDRAULIC W/M	500958	1
46	CABLE, OLFLEX 400P 4G1 (DRUM)	R80583-6	1
47	HOSE, PCV 8X1 BLACK	R80610-1	1
48	TERMINAL, KO 2.5/5 RING	F81064-1	4
49	TERMINAL, 1/4 18GA RING NI LOOSE	F05092-7	1
50	TERMINAL, HI 1/6 CABLE END	F81083-3	11

HYDRAULIC SYSTEM*Hydraulic Control Box, AHP3/LT40/LT70 Stationary Sawmills 7-Section (M-type Frame)*

REF.	DESCRIPTION (◆ indicates parts available in assemblies only)	PART #	QTY	
51	TIE WRAP, TK 9/3	F81082-4	1	
52	CONTACT ASSEMBLY, AC NEGATIVE	086624	1	
53	CONTACT ASSEMBLY, AC POSITIVE	086625	1	
54	SWITCH, 2A 125V R-LEVER NO/NC/COM	014765	1	
55	WASHER, 3.2 FLAT ZINC	F81050-2	2	
56	SCREW, M3X20-5.8-A SLOTTED CHEESE HEAD ZINC	F81000-8	2	
57	NUT, M3-6 HEX NYLON ZINC LOCK	F81028-2	2	
58	FITTING, 3/8NPT-3/8 BARB ELBOW	P12708	1	
59	FITTING, 1/4NPT MALE RUN TEE	015486	1	
60	FITTING, 3/8JIC-1/4NPT 90L	015491	1	
61	PLUG, 1/4-18 NPT BLANK	096221	1	
62	BOLT, DIN933-M10X30-8.8-A2E HEX HEAD	F81003-111	4	
63	NUT M8 ZC 8 NYLOCK DIN 982 ISO 7040	F81032-2	4	

9.30 Hydraulic Control Box, AHP5/LT40/LT70 Stationary Sawmills 10-Section (M-type Frame)

568583_001
568583



REF.	DESCRIPTION (◆ indicates parts available in assemblies only)	PART #	QTY
-	BOX, AHP5 10-SECTION LT40/70 HYDRAULIC	568583	1
1	BOX WELDMENT, HYDRAULIC	545691-1	1
2	VALVE, HDS11/10-6 10-SECTION	091344	1
3	WASHER 10,5 ZC DIN 126 ISO 7091	F81055-1	21
4	BOLT, ISO 4017-M10X20-8.8-A2E HEX HEAD	F81003-53	5
5	NUT M10 ZC 8 NYLOCK DIN 982 ISO 7040	F81033-1	10



HYDRAULIC SYSTEM

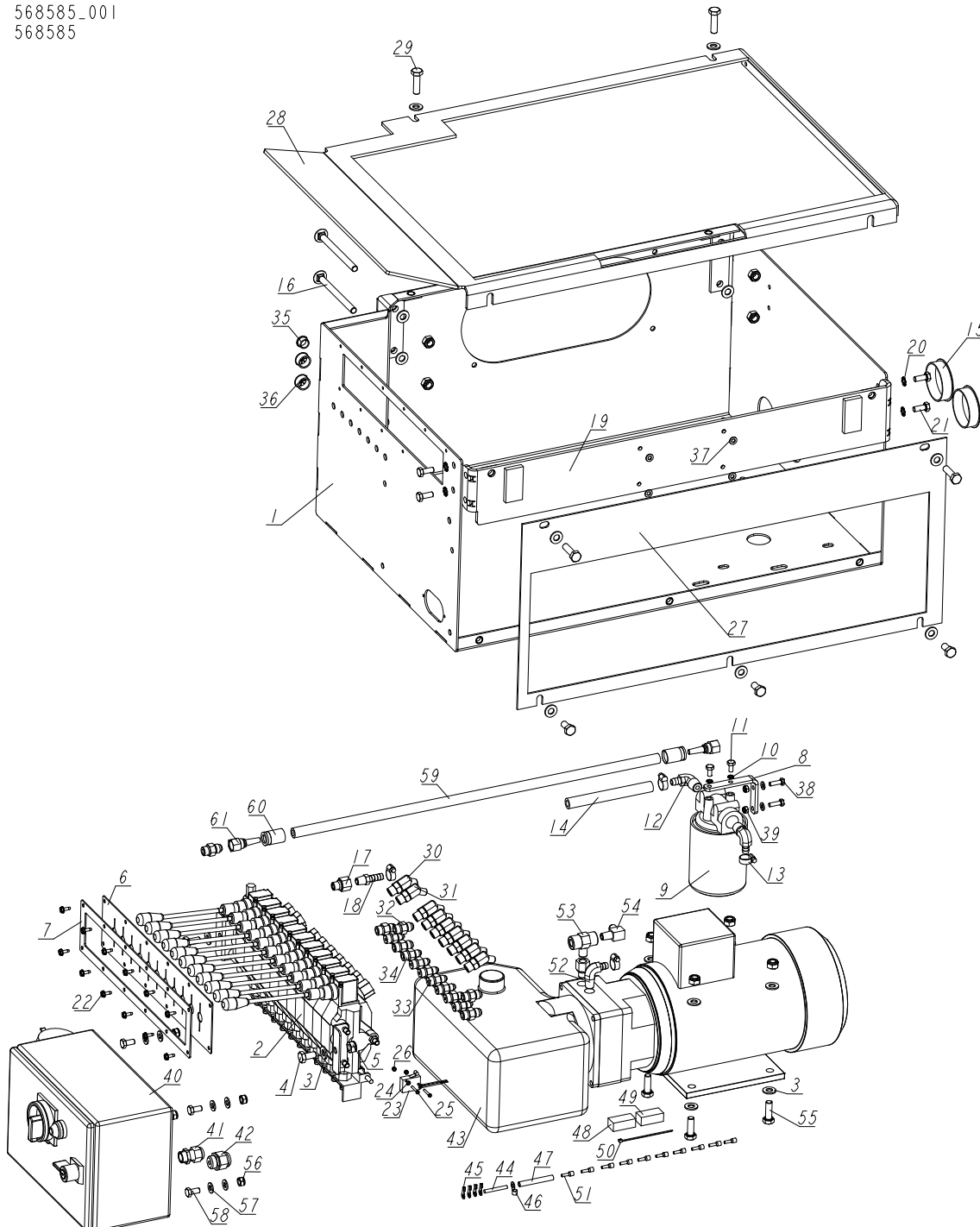
Hydraulic Control Box, AHP5/LT40/LT70 Stationary Sawmills 10-Section (M-type Frame)

REF.	DESCRIPTION (◆ indicates parts available in assemblies only)	PART #	QTY
6	GUARD, 10-SECTION RUBBER HYDRAULIC VALVE	091739	1
7	PLATE, 10-SECTION VALVE PAINTED	091826-1	1
8	BRACKET, OIL FILTER	550029-1	1
9	MANIFOLD, W/FILTER	P22683	1
10	WASHER 6.1 ZC SPRING LOCK DIN127	F81053-3	2
11	BOLT, 1/4-20X1/2 HEX HEAD	F05005-15	2
12	FITTING, 1/2NPT-3/8 BARB ELBOW	P12707	2
13	CLAMP, 11/16 WORM	061807	4
14	HOSE, 3/8" LOW PRESSURE HYDRAULIC	R01892-1	1
15	CAP, HSA2790 (63.6 DIA.)	092859	2
16	GROMMET, 15,9 UB625 RUBBER	086816	1
17	BOLT, M10X125 CARRIAGE	F81003-34	2
18	FITTING, 6SAE MALE-1/4NPT FEMALE	014686	2
19	FITTING, 1/4NPT-3/8 BARB	014685	1
20	BRACKET, AC HYDRAULIC BOX - COMPLETE	086518-1	1
21	WASHER, 8.4 EXTERIOR STAR LOCK ZINC	F81054-3	4
22	BOLT, M8X20-8.8-B-HEX HEAD FULL THREAD ZINC	F81002-4	4
23	#10-24X1/2 SLF TP SC	F05015-7	12
24	SWITCH, 2A 125V R-LEVER NO/NC/COM	014765	1
25	WASHER, 3.2 FLAT ZINC	F81050-2	2
26	SCREW, M3X20-5.8-A SLOTTED CHEESE HEAD ZINC	F81000-8	2
27	NUT, M3-6 HEX NYLON ZINC LOCK	F81028-2	2
28	PANEL, AC HYDRAULIC BOX FRONT	086484-1	1
29	COVER, AC/DC HYDRAULIC CONTROL BOX	091734-1	1
30	BOLT, M10X35-8.8 HEX HEAD FULL THREAD ZINC	F81003-17	4
31	FITTING, #6SAE 45 DEG ELBOW	015489	1
32	FITTING, #4SAE-#6SAE 45 DEG ELBOW	015488	7
33	FITTING, 3/8 O-RING-3/8JIC	014687	6
34	FITTING, 1/4JIC-3/8 O-RING	P26284	6
35	ZN-140 UNF9/16-18/7/16-20	555134	1
36	WASHER 6.4 ZC DIN 126 ISO 7091	F81053-1	4
37	BOLT, M6X20 8.8 HEX HEAD FULL THREAD ZINC	F81001-2	2
38	NUT M6 ZC 8 NYLOCK DIN 982 ISO 7040	F81031-2	2
39	BOX, LT40/70 ELECTRICAL	566251	1
40	GLAND, DW11/H CABLE	085388	1
41	GLAND, DP 13/H CABLE	F81096-4	1
42	CABLE, OLFLEX 400P 4G1 (DRUM)	R80583-6	1
43	HOSE, PCV 8X1 BLACK	R80610-1	1
44	TERMINAL, KO 2.5/5 RING	F81064-1	4
45	TERMINAL, 1/4 18GA RING NI LOOSE	F05092-7	1
46	TERMINAL, HI 1/6 CABLE END	F81083-3	10
47	TIE WRAP, TK 9/3	F81082-4	1
48	CONTACT ASSEMBLY, AC NEGATIVE	086624	1
49	CONTACT ASSEMBLY, AC POSITIVE	086625	1
-	HOSE, 2T3/8X0.254 W9/16UNF-WP/16UNF HYDR	087774	1
50	HOSE, 3/8 HYDRAULIC	R02132_0_25	1

REF.	DESCRIPTION (◆ indicates parts available in assemblies only)	PART #	QTY	
51	CRIMP SOCKET 3/8" HYDRAULIC HOSE	085901	2	
52	FITTING, JIC 9/16-18 HYDRAULIC	085900	2	
53	PUMP, AC-4KW (Q=14,5L/MIN) HYDRAULIC W/M	500958	1	
54	BOLT, DIN933-M10X30-8.8-A2E HEX HEAD	F81003-111	4	
55	Fitting, 3/8NPT-3/8 Barb Elbow	P12708	1	
56	FITTING, 1/4NPT MALE RUN TEE	015486	1	
57	Fitting, 3/8JIC-1/4NPT 90L	015491	1	
58	PLUG, 1/4-18 NPT BLANK	096221	1	
59	CAP, SR1086 22.2 HOLE	093544	2	
60	NUT M8 ZC 8 NYLOCK DIN 982 ISO 7040	F81032-2	4	

9.31 Hydraulic Control Box, AHP7/LT40/LT70 Stationary Sawmills 11-Section (M-type Frame)

568585_001
568585



REF.	DESCRIPTION (◆ indicates parts available in assemblies only)	PART #	QTY
-	BOX, AHP7 11-SECTION LT40/70 HYDRAULIC	568585	1
1	BOX WELDMENT, HYDRAULIC	545691-1	1
2	VALVE, 11-SECTION HDS11/10 HYDRAULIC	510568_	1
3	WASHER 10,5 ZC DIN 126 ISO 7091	F81055-1	21

Hydraulic Control Box, AHP7/LT40/LT70 Stationary Sawmills 11-Section (M-type Frame)

REF.	DESCRIPTION (◆ indicates parts available in assemblies only)	PART #	QTY
4	BOLT, ISO 4017-M10X20-8.8-A2E HEX HEAD	F81003-53	5
5	NUT M10 ZC 8 NYLOCK DIN 982 ISO 7040	F81033-1	10
6	COVER, 11-SECTION VALVE RUBBER	518926	1
7	COVER, 11-SECTION VALVE GUARD PTD	510571-1	1
8	BRACKET, OIL FILTER	550029-1	1
9	MANIFOLD, W/FILTER	P22683	1
10	WASHER 6.1 ZC SPRING LOCK DIN 127	F81053-3	2
11	BOLT, 1/4-20X1/2 HEX HEAD	F05005-15	2
12	FITTING, 1/2NPT-3/8 BARB ELBOW	P12707	2
13	CLAMP, 11/16 WORM	061807	4
14	HOSE, 3/8" LOW PRESSURE HYDRAULIC	R01892-1	1
15	CAP, HSA2790 (63.6 DIA.)	092859	2
16	BOLT, M10X125 CARRIAGE	F81003-34	2
17	FITTING, 6SAE MALE-1/4NPT FEMALE	014686	2
18	FITTING, 1/4NPT-3/8 BARB	014685	1
19	BRACKET, AC HYDRAULIC BOX - COMPLETE	086518-1	1
20	WASHER, 8.4 EXTERIOR STAR LOCK ZINC	F81054-3	4
21	BOLT, M8X20-8.8-B-HEX HEAD FULL THREAD ZINC	F81002-4	4
22	#10-24X1/2 SLF TP SC	F05015-7	12
23	SWITCH, 2A 125V R-LEVER NO/NC/COM	014765	1
24	WASHER, 3.2 FLAT ZINC	F81050-2	2
25	SCREW, M3X20-5.8-A SLOTTED CHEESE HEAD ZINC	F81000-8	2
26	NUT, M3-6 HEX NYLON ZINC LOCK	F81028-2	2
27	PANEL, AC HYDRAULIC BOX FRONT	086484-1	1
28	COVER, AC/DC HYDRAULIC CONTROL BOX	091734-1	1
29	BOLT, M10X35-8.8 HEX HEAD FULL THREAD ZINC	F81003-17	4
30	FITTING, #6SAE 45 DEG. ELBOW	015489	1
31	FITTING, #4SAE-#6SAE 45 DEG. ELBOW	015488	8
32	FITTING, 3/8 O-RING-3/8JIC	014687	6
33	FITTING, 1/4JIC-3/8 O-RING	P26284	7
34	ZN-140 UNF9/16-18/7/16-20	555134	1
35	GROMMET, 15,9 UB625 RUBBER	086816	1
36	GROMMET, HEYCO WIRE	P04137	2
37	WASHER 6.4 ZC DIN 126 ISO 7091	F81053-1	6
38	BOLT, M6X20 8.8 HEX HEAD FULL THREAD ZINC	F81001-2	2
39	NUT M6 ZC 8 NYLOCK DIN 982 ISO 7040	F81031-2	2
40	BOX, LT40/70 ELECTRICAL	566251	1
41	GLAND, DW11/H CABLE	085388	1
42	GLAND, DP 13/H CABLE	F81096-4	1
43	PUMP, AC-4KW (Q=14,5L/MIN) HYDRAULIC W/M	500958	1
44	CABLE, OLFLEX 400P 4G1 (DRUM)	R80583-6	1
45	TERMINAL, KO 2.5/5 RING	F81064-1	4
46	TERMINAL, 1/4 18GA RING NI LOOSE	F05092-7	1
47	HOSE, PCV 8X1 BLACK	R80610-1	1
48	CONTACT ASSEMBLY, AC POSITIVE	086625	1
49	CONTACT ASSEMBLY, AC NEGATIVE	086624	1
50	TIE WRAP, TK 9/3	F81082-4	1

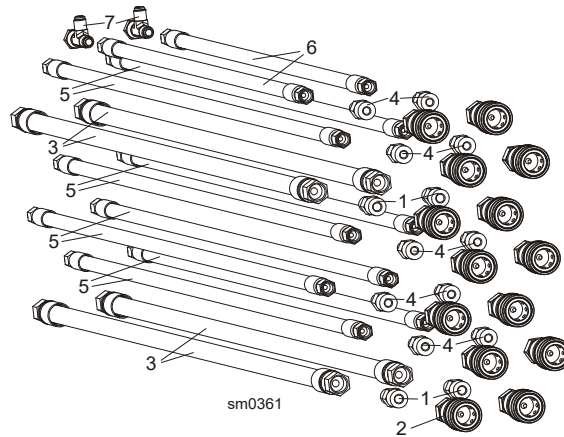


HYDRAULIC SYSTEM

Hydraulic Control Box, AHP7/LT40/LT70 Stationary Sawmills 11-Section (M-type Frame)

REF.	DESCRIPTION (◆ indicates parts available in assemblies only)	PART #	QTY	
51	TERMINAL, HI 1/6 CABLE END	F81083-3	10	
52	FITTING, 3/8NPT-3/8 BARB ELBOW	P12708	1	
53	FITTING, 1/4NPT MALE RUN TEE	015486	1	
54	FITTING, 3/8JIC-1/4NPT 90L	015491	1	
55	BOLT, DIN933-M10X30-8.8-A2E HEX HEAD	F81003-111	4	
56	NUT M8 ZC 8 NYLOCK DIN 982 ISO 7040	F81032-2	4	
57	WASHER 8.4 ZC DIN 126 ISO 7091	F81054-1	8	
58	BOLT, M8X16 -8.8-B HEX HEAD FULL THREAD	F81002-20	4	
-	HOSE, 2T3/8X0.254 W9/16UNF-WP/16UNF HYDRAULIC	087774	1	
59	HOSE, 3/8 HYDRAULIC	R02132_0_25	1	
60	CRIMPSOCKET 3/8" HYDRAULIC HOSE	085901	2	
61	FITTING, JIC 9/16-18 HYDRAULIC	085900	2	

9.32 Hydraulic Hose Kit, AH”M” Frame Sawmills MBX12/24H1-6



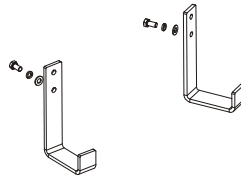
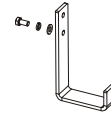
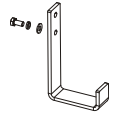
REF.	DESCRIPTION (◆ indicates parts available in assemblies only)	PART #	QTY
	HYDRAULIC HOSE KIT, "M" FRAME 24H21	505834	1
1	FITTING, G3/8-9/16-18JIC HAND PUMP	091842	2
2	FITTING, 3/8" INT. THREAD BSP FEMALE QUICK DISCONNECT	504965	2
3	HOSE, 2T3/8X7.900 W9/16UNF-W9/16UNF HYDRAULIC	505849	2
	HYDRAULIC HOSE KIT, "M" FRAME 24H2	505836	1
1	FITTING, G3/8-9/16-18JIC HAND PUMP	091842	2
2	FITTING, 3/8" INT. THREAD BSP FEMALE QUICK DISCONNECT	504965	4
3	HOSE, 2T3/8X7.900 W9/16UNF-W9/16UNF HYDRAULIC	505849	2
4	FITTING, 7/16" JC/3/8" BSP STRAIGHT	505747	2
5	HOSE, 2T1/4X7.850 W7/16UNF-W7/16UNF HYDRAULIC	505850	2
	HYDRAULIC HOSE KIT, "M" FRAME (AH1-7) 24H3/24H4	505840	1
1	FITTING, G3/8-9/16-18JIC HAND PUMP	091842	4
2	FITTING, 3/8" INT. THREAD BSP FEMALE QUICK DISCONNECT	504965	8
3	HOSE, 2T3/8X7.900 W9/16UNF-W9/16UNF HYDRAULIC	505849	4
4	FITTING, 7/16" JC/3/8" BSP STRAIGHT	505747	4
5	HOSE, 2T1/4X7.850 W7/16UNF-W7/16UNF HYDRAULIC	505850	4
	HYDRAULIC HOSE KIT, "M" FRAME (AH1-7) 24H3/24H4	506090	1
1	FITTING, G3/8-9/16-18JIC HAND PUMP	091842	4
2	FITTING, 3/8" INT. THREAD BSP FEMALE QUICK DISCONNECT	504965	12
3	HOSE, 2T3/8X7.900 W9/16UNF-W9/16UNF HYDRAULIC	505849	4
4	FITTING, 7/16" JC/3/8" BSP STRAIGHT	505747	8
5	HOSE, 2T1/4X7.850 W7/16UNF-W7/16UNF HYDRAULIC	505850	6
6	HOSE, 2T1/4X6.100 W7/16UNF-W7/16UNF HYDRAULIC	506096	2
7	FITTING, W7/16" UNF JIC-2XZ7/16"UNF JIC TEE	506098	2
	HYDRAULIC HOSE KIT, "M" FRAME (AH1-7) 24H3/24H4	506092	1
1	FITTING, G3/8-9/16-18JIC HAND PUMP	091842	4
2	FITTING, 3/8" INT. THREAD BSP FEMALE QUICK DISCONNECT	504965	14
3	HOSE, 2T3/8X7.900 W9/16UNF-W9/16UNF HYDRAULIC	505849	4
4	FITTING, 7/16" JC/3/8" BSP STRAIGHT	505747	10
5	HOSE, 2T1/4X7.850 W7/16UNF-W7/16UNF HYDRAULIC	505850	8
6	HOSE, 2T1/4X6.100 W7/16UNF-W7/16UNF HYDRAULIC	506096	2
7	FITTING, W7/16" UNF JIC-2XZ7/16"UNF JIC TEE	506098	2



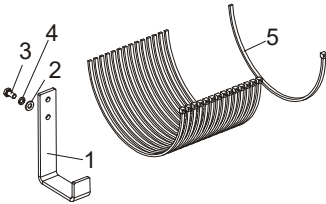
HYDRAULIC SYSTEM

Hydraulic Hose Hanger Kit, "M" Frame (AH1-3) MBX12/24H1-4

9.33 Hydraulic Hose Hanger Kit, "M" Frame (AH1-3) MBX12/24H1-4



sm0362

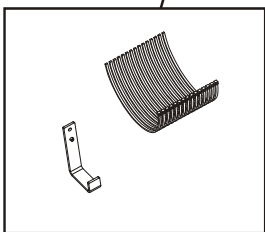
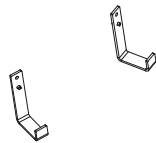
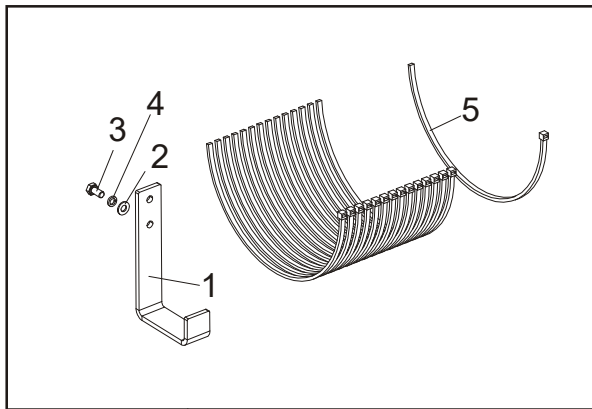


REF.	DESCRIPTION (◆ indicates parts available in assemblies only)	PART #	QTY	
	HYDRAULIC HOSE HANGER KIT, "M"FRAME AH1-3 BX24	506101	1	
1	HANGER, HYDRAULIC HOSE	505745-1	5	
2	WASHER, 8.4 FLAT ZINC	F81054-1	5	
3	WASHER, 8.2 SPLIT LOCK ZINC	F81054-4	5	
4	BOLT, M8x16 -8.8-B HEX HEAD FULL THREAD ZINC	F81002-20	5	
5	WRAP, TKUV 50/8 TIE	F81082-3	15	

9.34 Hydraulic Hose Hanger Kit, "M" Frame (AH4-7) MBX12/24H5-6



sm0363



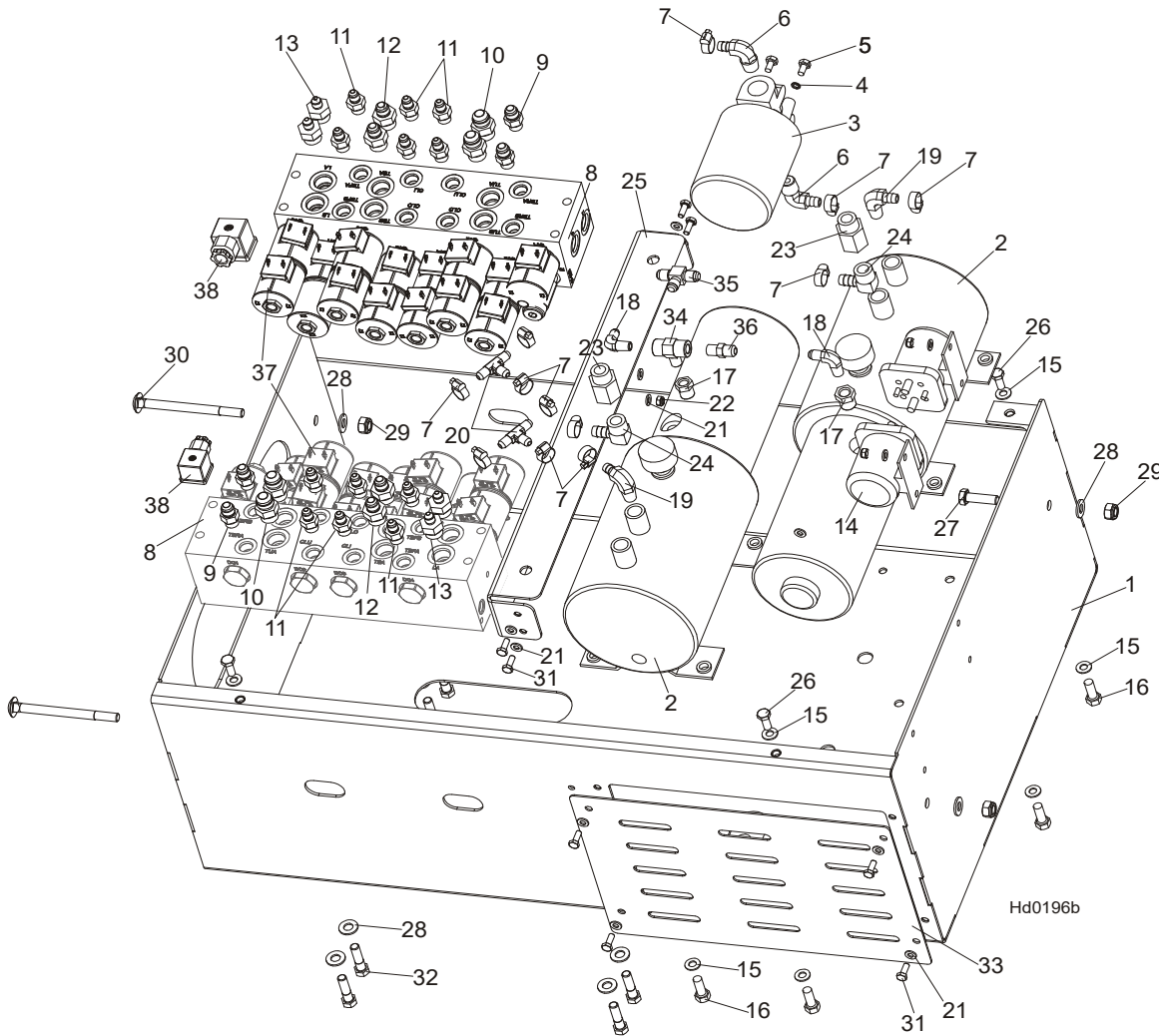
REF.	DESCRIPTION (◆ indicates parts available in assemblies only)	PART #	QTY
	HYDRAULIC HOSE HANGER KIT, "M" FRAME AH1	506102	1
1	HANGER, HYDRAULIC HOSE	505745-1	7
2	WASHER, 8.4 FLAT ZINC	F81054-1	8
3	WASHER, 8.2 SPLIT LOCK ZINC	F81054-4	8
4	BOLT, M8x16 -8.8-B HEX HEAD FULL THREAD ZINC	F81002-20	8
5	WRAP, TKUV 50/8 TIE	F81082-3	15



HYDRAULIC SYSTEM

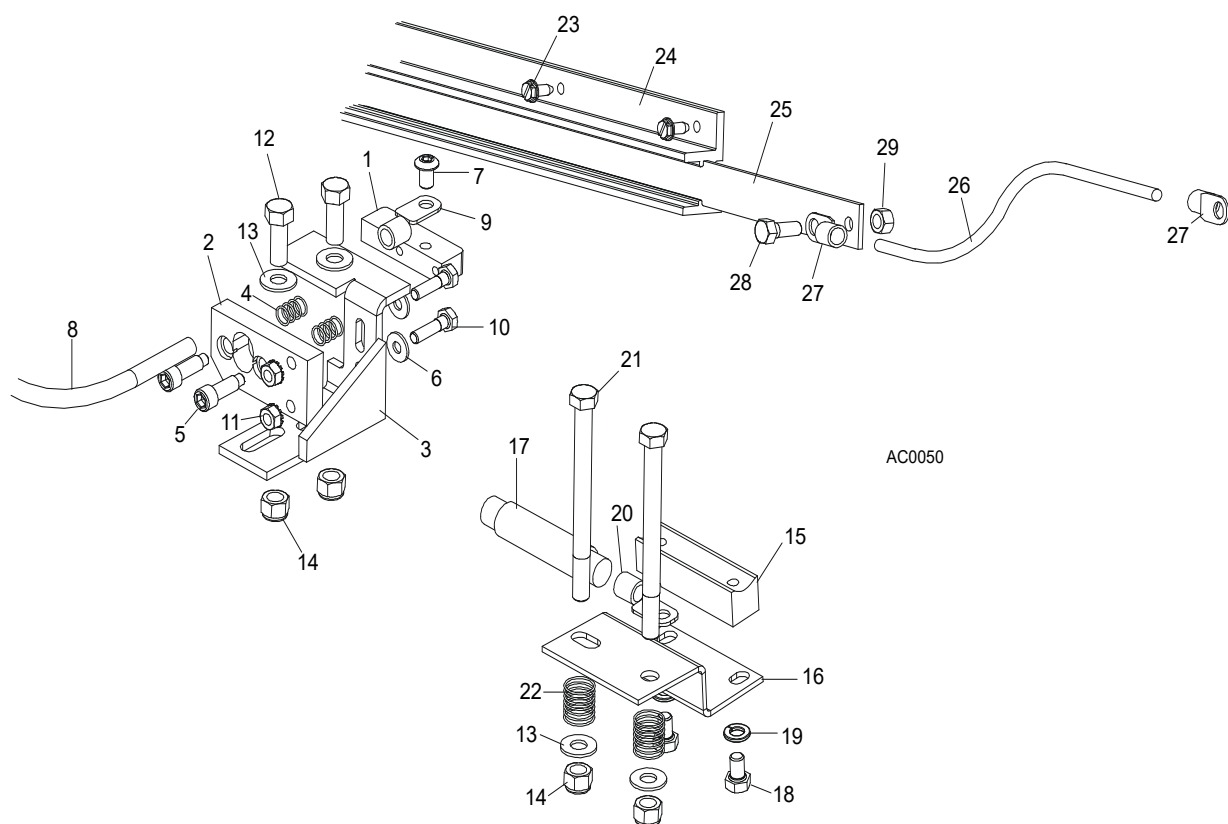
Hydraulic Control Box, LT40/70M Super (DC)

9.35 Hydraulic Control Box, LT40/70M Super (DC)



REF.	DESCRIPTION (◆ Indicates Parts Available In Assemblies Only)	PART#	QTY
	HYDRAULIC CONTROL BOX - LT70M SUPER (DC)	096490	1
1	Box, LT70M Super Hydraulic Control	095690-1	1
2	Pump Assy, W/Motor Hydraulic	P12701	2
	Motor Kit, Hydraulic Replacement	052807	1
	Motor, Iskra Replacement Monarch Pump	038683	1
	Brushes, Hydraulic Motor Iskra	038682	1
	Bearing, Base Motor #02318	P12513	1
	Cap, Hydraulic Pump Vented Fill	P12817	1
	Ring, 3 7/8OD 02352 'O'	P10198	1
	Seal, Hydraulic Motor/Pump	P10315	1
3	Manifold, w/Filter	P22683	1
4	Washer, M6 Split Lock Zinc	F81053-3	2
5	Bolt, 1/4-20x1/2 HH	F05005-15	2
6	Fitting, 1/2NPT-3/8 Barb Elbow	P12707	2

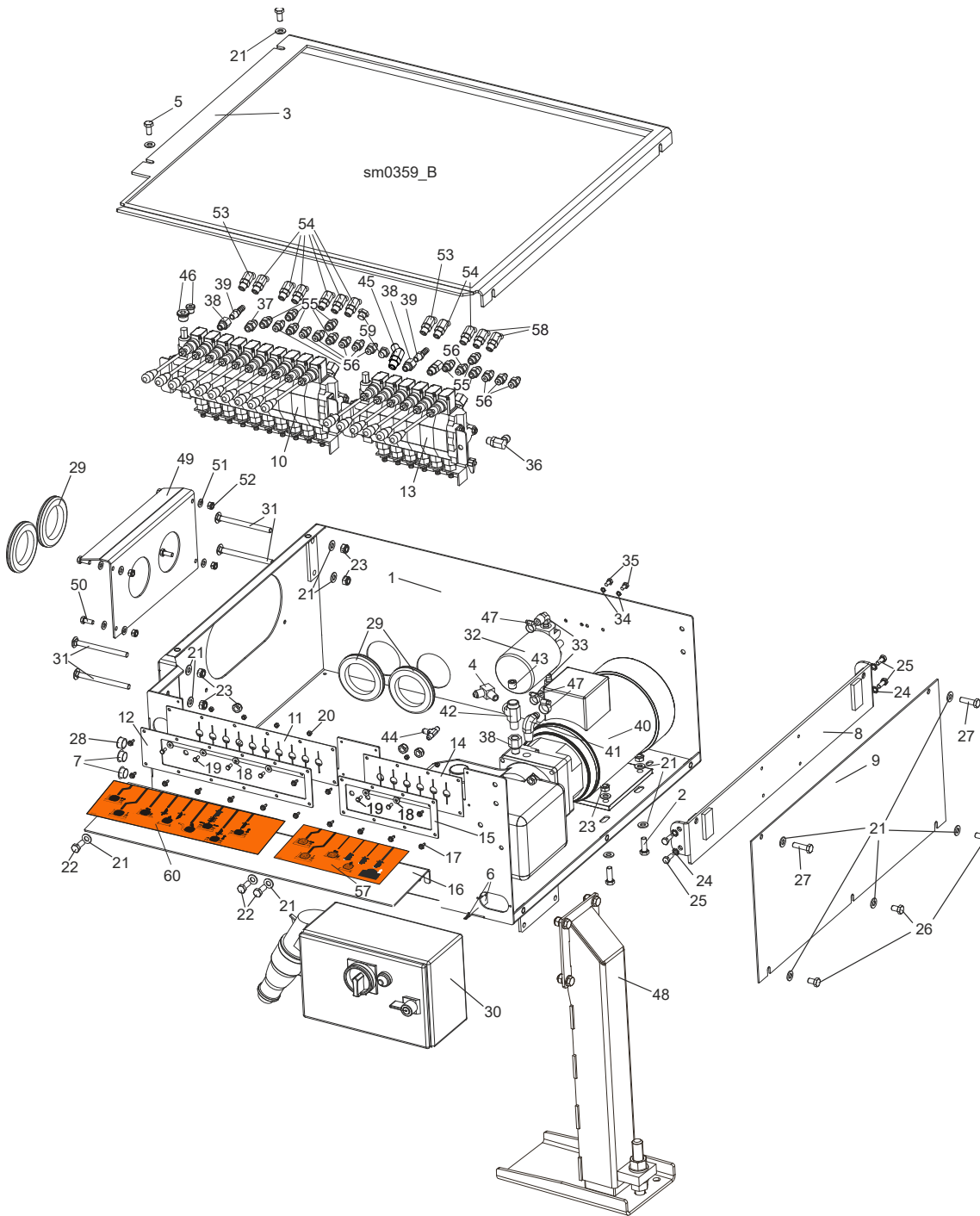
7	Clamp, 11/16 Worm	P12739	12	
8	Valve, hydr. 7 Station Exp.12V	036730	2	
9	Fitting, 3/8" O-Ring 3/8 JIC	014687	2	
10	Fitting, #8SAE- #8JIC	028076	2	
11	Fitting, 1/4JIC-3/8 O-Ring	P26284	6	
12	Fitting, 8SAE-6JIC	P12703	2	
13	Fitting , 8 SAE-3/8 JIC	036759	2	
14	Solenoid, 200A 12V SPST Hyd. Pump 1997	015470	2	
15	Washer, M8 Flat Zinc	F81054-1	12	
16	Screw, 3/8-16x1 HHC	F05007-7	8	
17	Fitting, 3/8NPT-1/4NPT Reducer	015490	2	
18	Fitting, 1/4NPTx1/4JIC Male Elbow	P09142	2	
19	Fitting, 3/8NPT-3/8 Barb Elbow	P12708	2	
20	Fitting, 3/8 Barb Tee	015485	2	
21	Washer, M6, Flat, Zinc	F81053-1	14	
22	Nut, M6, Nylon Hex Zinc Lock	F81031-2	6	
23	Fitting, 1/2NPT-1/2NPT Adaptor	015995	2	
24	Fitting, 1/2NPT-1/2 Hose Barb 90Deg	015997	2	
25	Bar, LT70M Super Hydraulic Valve Station	095686-1	1	
26	Bolt, M8x20mm Hex Head Gr 5.8 Zinc	F81002-4	4	
27	Bolt, M10x35-8.8 Hex Head Full Thread Zinc	F81003-17	2	
28	Washer, M10 Flat Zinc	F81055-1	6	
29	Nut, M10, Nylon Hex Zinc Lock	F81033-1	4	
30	Bolt, M10x120 8.8 Carriage	F81003-33	2	
31	Bolt, M6x16 8.8 Hex Head Full Thread Zinc	F81001-15	6	
32	Bolt, 3/8-16x1 1/2 HH	F05007-3	8	
33	Cover, LT70M Super Hydraulic Box (DC)	096983-1	1	
34	Fitting, 1/4NPT Branch Tee	015486	1	
35	Fitting, 3/8JIC Tee	015487	1	
36	Fitting, 3/8JIC-1/4NPT Str	015560	1	
37	Coil, Hydraulic Valve	025835	30	
38	VALVE CONNECTOR, WITH BUILT-IN LED	094556	30	
	Cover, LT70M Super Hydraulic Box	097528-1	1	

9.36 Listwa zasilania układu hydrauliki AC


L.P.	OPIS (♦ wskazuje części dostępne jedynie w zespołach)	NUMER KAT.	SZT.	
	ZESPÓŁ STYKU DODATNIEGO AC	086625	1	
1	Styki zasilania hydrauliki (dodatnie)	015253	1	
2	Izolator styku dodatniego	S10072	1	
3	Podstawka mocowania styków dodatnich	086380-1	1	
4	Sprężynka styku dodatniego	P10077	2	
5	Śruba 5/16" x 3/4" z kołnierzem, z gwintem 1/4-20	F05006-44	2	
6	Podkładka okrągła 8,4-Fe/Zn5 PN-M/82005	F81054-1	2	
7	Śruba z łbem gniazdowym soczewkowym 5/16-24 x 3/8"	F05006-20	1	
8	Przewód LGY 1mm ² Czerwony	R80583-2	1 m	♦
9	Końcówka KO 1/10	F81064-11	2	
10	Śruba z łbem sześciokątnym 1/4-20 x 1" GR 2	F05005-38	2	
11	Nakrętka samozabezpieczająca z wkładką poliamidową 1/4-2	F05010-9	2	
12	Śruba z łbem sześciokątnym 3/8-16 x 1" GR5	F05007-87	2	
13	Podkładka płaska 10.5	F81055-1	4	
14	Nakrętka samozabezpieczająca z wkładką poliamidową 3/8"	F05010-10	4	
	ZESPÓŁ STYKU UJEMNEGO AC	086624	1	
15	Styki zasilania hydrauliki (ujemne)	015264	1	
16	Uchwyt zestyku masy	090254-1	1	
17	Przewód LGY 1mm ² Czarny	R80583-21	.21 m	♦
18	Śruba z łbem sześciokątnym 5/16-18 x 1/2" Gr 5	F05006-15	2	
19	Podkładka sprężysta 8.2	F81054-4	2	

20	Końcówka KO 1/10	F81064-11	1	
21	Śruba z łbem sześciokątnym 3/8-16 x 4 1/2" Gr 5	F05007-35	2	
22	Sprężynka dociskowa połączenia z masą	P04282	2	
	LISTWA STYKOWA TRAKA AC (HYDR)	086653	1	
23	Śruba z łbem sześciokątnym rowkowanym 1/4-20 x 1/2"	F05015-1	14	
24	Oslona listwy stykowej wiercona	086685	1	
25	Listwa stykowa miedziana wiercona	086686	1	◆
26	Przewód prądowy #2	R80583-21	19m	◆
27	Końcówka KO 1/10	F81064-11		
28	Śruba z łbem sześciokątnym 5/16-18 x 3/4" z czarną wkładką poliamid.	F05006-45	1	
29	Nakrętka sześciokątna 5/16-18 z czarną wkładką poliamidową	F05010-86	1	

9.37 Hydraulic Control Box, 16-Section LT20/40/70 AC



REF.	DESCRIPTION (◆ indicates parts available in assemblies only)	PART #	QTY
	BOX, 16-SECTION LT40/70AC HYDRAULIC CONTROL - COMPLETE 2X4KW	545695	1
	BOX, 16-SECTION LT40/70AC HYDRAULIC CONTROL - COMPLETE	505945	1
	BOX, AC 16-SECTION LT20 HYDRAULIC CONTRO	505950	1
	BOX, LT40/70 AC 17-SECTION HYDRAULIC - COMPLETE	513995	1
	BOX, LT20 W/BX24 M 17-SECTION HYDRAULIC	513996	1
1	BOX WELDMNT, HYDRAULIC CONTROL	505946-1	1

2	BOLT, M10x30-5.8 HEX HEAD FULL THREAD ZINC	F81003-2	4	
3	COVER, HYDRAULIC CONTROL BOX	505948-1	1	
4	FITTING, 3/8JIC-1/4NPT 90L	015491	2	
5	BOLT, M10X20-5.8 HEX HEAD FULL THREAD ZINC	F81003-1	2	
6	SWITCH, 2A 125V R-LEVER NO/NC/COM	014765	1	
7	CAP, SR1086 22.2 HOLE	093544	2	
8	BRACKET, AC HYDRAULIC BOX - COMPLETE	086518-1	1	
9	PANEL, AC HYDRAULIC BOX FRONT	086484-1	1	
10	VALVE, HDS11/10-6 10-SECTION	091344	1	
11	GUARD, 10-SECTION RUBBER HYDRAULIC VALVE	091739	1	
12	PLATE, 10-SECTION VALVE	091826-1	1	
	COVER, 11-SECTION VALVE GUARD PTD	510571-1 ¹	1	
13	VALVE, 6-SPOOL FOR SERIES CONNECTION	501104	1	
	VALVE, 6 SECTION HDS10/6-6	015260 ²		
14	GUARD, RUBBER DOUBLE VALVE	015079	1	
15	COVER, VALVE GUARD PTD	086519-1	1	
16	PLATE FOR DECALS	505949-1	1	
17	#10-24X1/2 SLF TP SC	F05015-7	14	
18	WASHER, 5.5 SPECIAL FLAT ZINC-PL.	F81052-3	6	
19	BOLT, M5x12-5.8 HEX HEAD FULL THREAD ZINC	F81000-5	6	
20	NUT, M5-8 HEX ZINC	F81030-1	6	
21	WASHER, 10.5 FLAT ZINC	F81055-1	23	
22	BOLT, M10X25 8.8 HEX HEAD FULL THREAD ZINC	F81003-11	4	
23	NUT, M10-8-B HEX NYLON ZINC LOCK	F81033-1	12	
24	WASHER, 8.4 EXTERIOR STAR LOCK ZINC	F81054-3	4	
25	BOLT, M8x20-8.8-B HEX HEAD FULL THREAD ZINC	F81002-4	4	
26	BOLT, M10x16-8.8 HEX HEAD FULL THREAD ZINC	F81003-13	3	
27	BOLT, M10x35-8.8 HEX HEAD FULL THREAD ZINC	F81003-17	2	
28	GROMMET, HEYCO WIRE	P04137	1	
29	GROMMET, 80MM DIA. RUBBER	089293	4	
30	BOX, AC 2X 4kW STARTER	532190 ³	1	
	BOX, LT20 STARTER	093088 ⁴	1	
	BOX, LT20 STARTER - NORWAY	093088-2 ⁵	1	
31	BOLT, M10X125 CARRIAGE	F81003-34	4	
32	MANIFOLD, W/FILTER	P22683	1	
33	FITTING, 1/2NPT-3/8 BARB ELBOW	P12707	4	
34	WASHER, Z 6.1 SPLIT LOCK ZINC	F81053-3	2	
35	BOLT, 1/4-20X1/2 HEX HEAD	F05005-15	2	
36	FITTING, #6 SAE 3/8" JIC ELBOW	P12704	1	
37	FITTING, 3/8 O-RING-3/8JIC	014687	1	
38	FITTING, 6SAE MALE-1/4NPT FEMALE	014686	3	
39	FITTING, 1/4NPT-3/8 BARB	014685	2	
40	PUMP, AC-5,5KW 18.5L/MIN HYDRAULIC W/MOTOR	517840	1	
	PUMP, AC-4KW (Q=14,5L/MIN) HYDRAULIC W/M	500958	1	
41	FITTING, 3/8NPT-3/8 BARB ELBOW	P12708	1	
42	FITTING, 1/4NPT MALE RUN TEE	015486	1	
43	PLUG, 1/4-18 NPT BLANK	096221	1	
44	FITTING, 3/8 BARB TEE	015485	1	



HYDRAULIC SYSTEM

Hydraulic Control Box, 16-Section LT20/40/70 AC

45	FITTING, #6SAE 45 DEG ELBOW	015489	1	
46	PLUG KIT FOR BOX #500508	505060	1	
47	CLAMP, 11/16 WORM	061807	14	
48	LEG, LEFT ADJUSTABLE STATIONARY See Section 10.4	501639	4	
49	PLATE, HYDRAULIC HOSE COVER - COMPLETE	504261-1	1	
50	BOLT, M8X20-8.8 HEX HEAD FULL THREAD ZINC	F81002-1	4	
51	WASHER, 8.4 FLAT ZINC	F81054-1	8	
52	NUT, M8-8-B HEX NYLON ZINC LOCK	F81032-2	4	
53	FITTING, #6SAE 45 DEG ELBOW	015489	*	
54	FITTING, #4SAE-#6SAE 45 DEG ELBOW	015488	*	
55	FITTING, 3/8 O-RING-3/8JIC	014687	*	
56	FITTING, 1/4JIC-3/8 O-RING	P26284	*	
57	DECAL, 24H1-6 FOR 16-SECTION BOX	505961	1	
58	FITTING, #4SAE-#6SAE 45 DEG ELBOW	015488	*	
59	PLUG, 9/16-18 JIC HYDRAULIC VALVE	089647	*	
60	DECAL FOR AH5/16-SECTION BOX	506099	1	

¹ Included in assembly #513995

² Included in assembly #505945

³ Included in assembly #505945 (LT40/70)

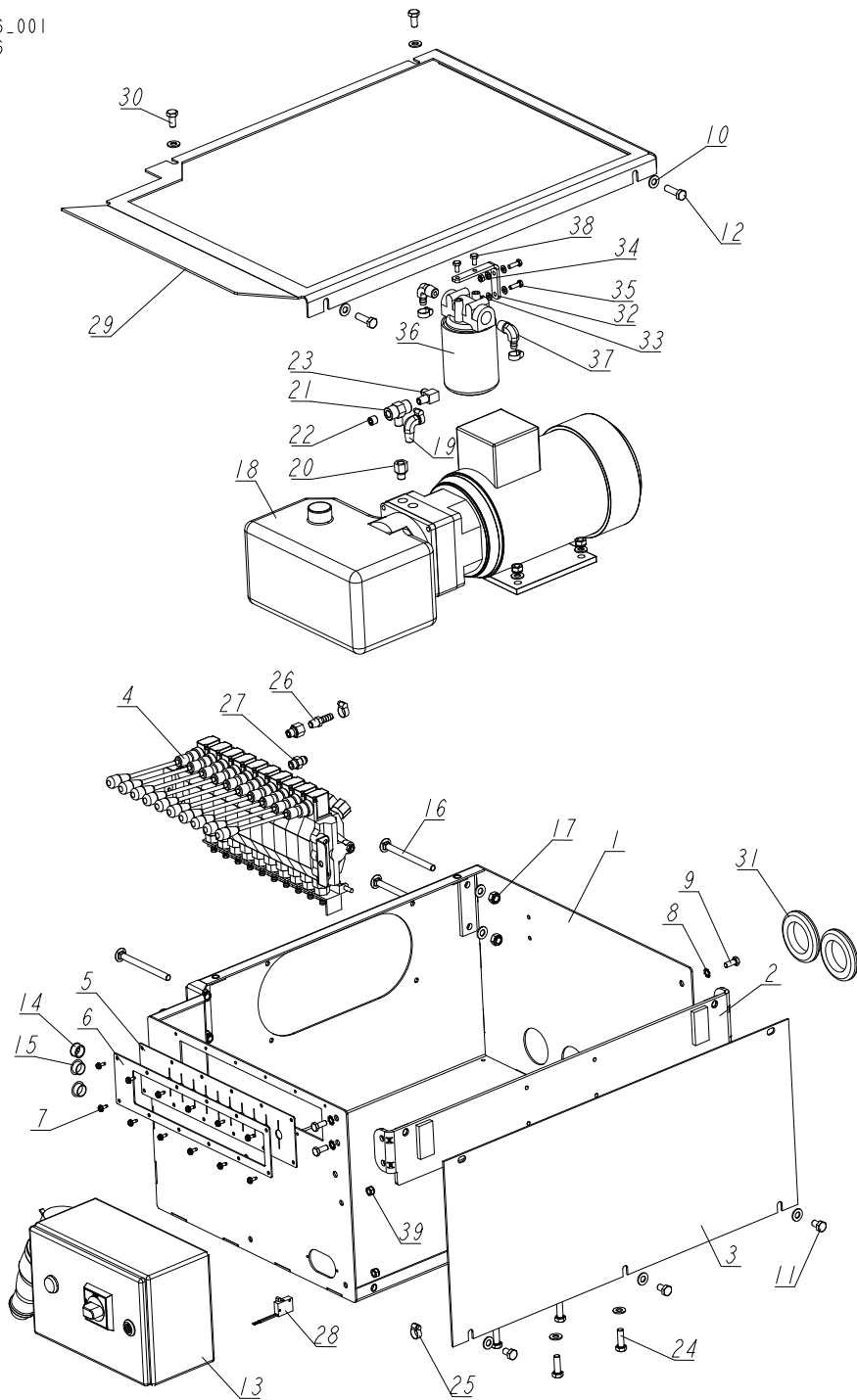
⁴ Included in assembly #505950 (LT20)

⁵ Included in assembly #505950 (LT20)

* Depends on hydraulic equipment configuration.

9.38 Hydraulic Control Box, LT40/LT70 AC 10-Section

506446_001
506446



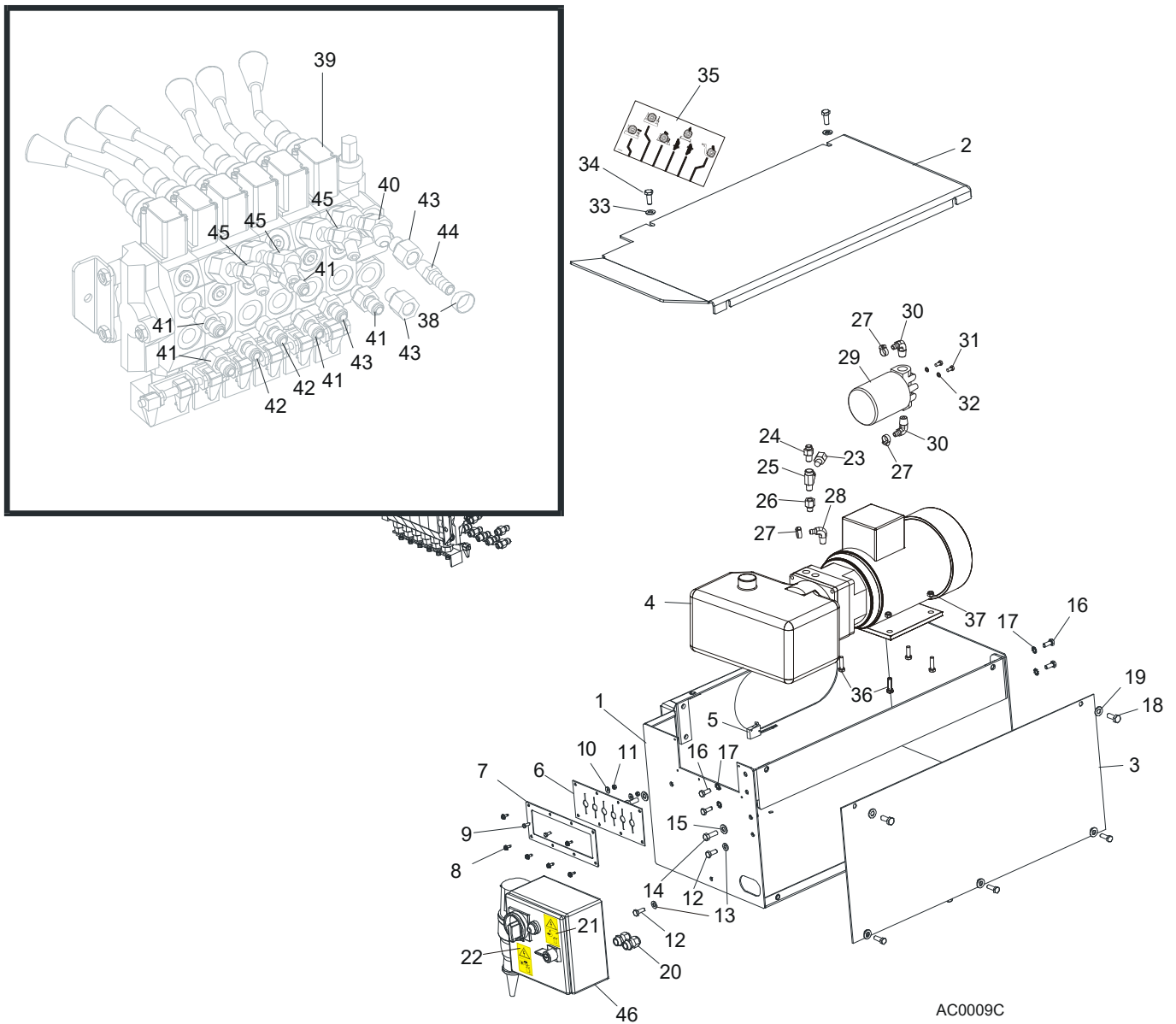
REF.	DESCRIPTION (◆ indicates parts available in assemblies only)	PART #	QTY
-	BOX, 10-SECTION LT40/70AC BX24 HYDRAULIC - COMPLETE	506446	1
1	BOX WELDMENT, HYDRAULIC	545691-1	1
2	BRACKET, AC HYDRAULIC BOX - COMPLETE	086518-1	1
3	PANEL, AC HYDRAULIC BOX FRONT	086484-1	1
4	VALVE, HDS11/10-6 10-SECTION	091344SUB	1

HYDRAULIC SYSTEM

Hydraulic Control Box, LT40/LT70 AC 10-Section

REF.	DESCRIPTION (◆ indicates parts available in assemblies only)	PART #	QTY
5	GUARD, 10-SECTION RUBBER HYDRAULIC VALVE	091739	1
6	PLATE, 10-SECTION VALVE	091826-1	1
7	#10-24X1/2 SLF TP SC	F05015-7	12
8	WASHER, 8.4 EXTERIOR STAR LOCK ZINC	F81054-3	4
9	BOLT, M8X20 8.8 HEX HEAD FULL THREAD ZINC	F81002-4	4
10	WASHER, 10.5 FLAT ZINC	F81055-1	19
11	BOLT, M10X16-8.8 HEX HEAD FULL THREAD ZINC	F81003-13	3
12	BOLT, M10X35 8.8 HEX HEAD FULL THREAD ZINC	F81003-17	2
13	BOX, LT40/70 ELECTRICAL	566251-M	1
14	GROMET, WIRE	P04137	1
15	CAP, SR1086 22.2 HOLE	093544	2
16	BOLT, M10X125 8.8 CARRIAGE ZINC	F81003-34	4
17	NUT, M10-8-B HEX NYLON ZINC LOCK	F81033-1	8
18	PUMP, AC-4KW (Q=14,5 L/MIN) HYDRAULIC W/MOTOR	500958	1
19	FITTING, 3/8NPT-3/8 BARB ELBOW	P12708	1
20	FITTING, 6SAE MALE-1/4NPT FEMALE	014686	2
21	FITTING, 1/4 BRANCH TEE	015486	1
22	PLUG, 1/4-18 NPT BLANK	096221	1
23	FITTING, 3/8JIC-1/4NPT 90L	015491	1
24	BOLT, M10X30-8.8 HEX HEAD FULL THREAD ZINC	F81003-2	4
25	CLAMP, 11/16 WORM	061807	7
26	FITTING, 1/4NPT-3/8 BARB	014685	1
27	FITTING, 3/8 O-RING-3/8JIC	014687	1
28	SWITCH, 2A 125V R-LEVER NO/NC/COM	014765	1
29	COVER, AC/DC HYDRAULIC CONTROL BOX	091734-1	1
30	BOLT, ISO 4017-M10X20-8.8-A2E HEX HEAD	F81003-53	2
31	GROMMET, 55MM DIA. RUBBER	085614	2
32	BRACKET, OIL FILTER	550029-1	1
33	WASHER, 6.4 FLAT ZINC	F81053-1	4
34	NUT, M6-8-B HEX NYLON ZINC LOCK	F81031-2	2
35	BOLT, M6X20 8.8 HEX HEAD FULL THREAD ZINC	F81001-2	2
36	MANIFOLD, W/FILTER	P22683	1
37	FITTING, 1/2NPT-3/8 BARB ELBOW	P12707	2
38	BOLT, 1/4-20X1/2 HEX HEAD	F05005-15	2
39	NUT, M8-8-B HEX NYLON ZINC LOCK	F81032-2	4

9.39 Hydraulic Control Box, LT70 Series AH3



REF.	DESCRIPTION (◆ indicates parts available in assemblies only)	PART #	QTY
	BOX, AC SUPER HYDRAULIC (EA20, EA25)	086791	1
	CAP, SR1086 22.2 HOLE	093544	2
1	BOX WELDMENT, SUPER HYDRAULIC PUMP HOUSING	092243-1	1
2	COVER, AC HYDRAULIC CONTROL BOX	086485-1	1
3	PANEL, AC HYDRAULIC BOX FRONT	086484-1	1
4	Feeder, 3 kW 11 l/min. Standard AC hydraulic with pump	086541	1
5	PUMP, AC-4KW (Q=14,5L/MIN) HYDRAULIC W/M	500958	1
6	PUMP, AC 4 KW 14.5 L/MIN HYDRAULIC W/MOT	093459 ¹	1
	PUMP, AC-4KW HYDRAULIC	097782	1
	PLATE, AC-4KW HYDRAULIC CONNECTING	097783	1
	SEAL, AC-4KW HYDRAULIC COMPLETE	097784	1
7	SWITCH, 2A 125V R-LEVER NO/NC/COM	014765	1

HYDRAULIC SYSTEM

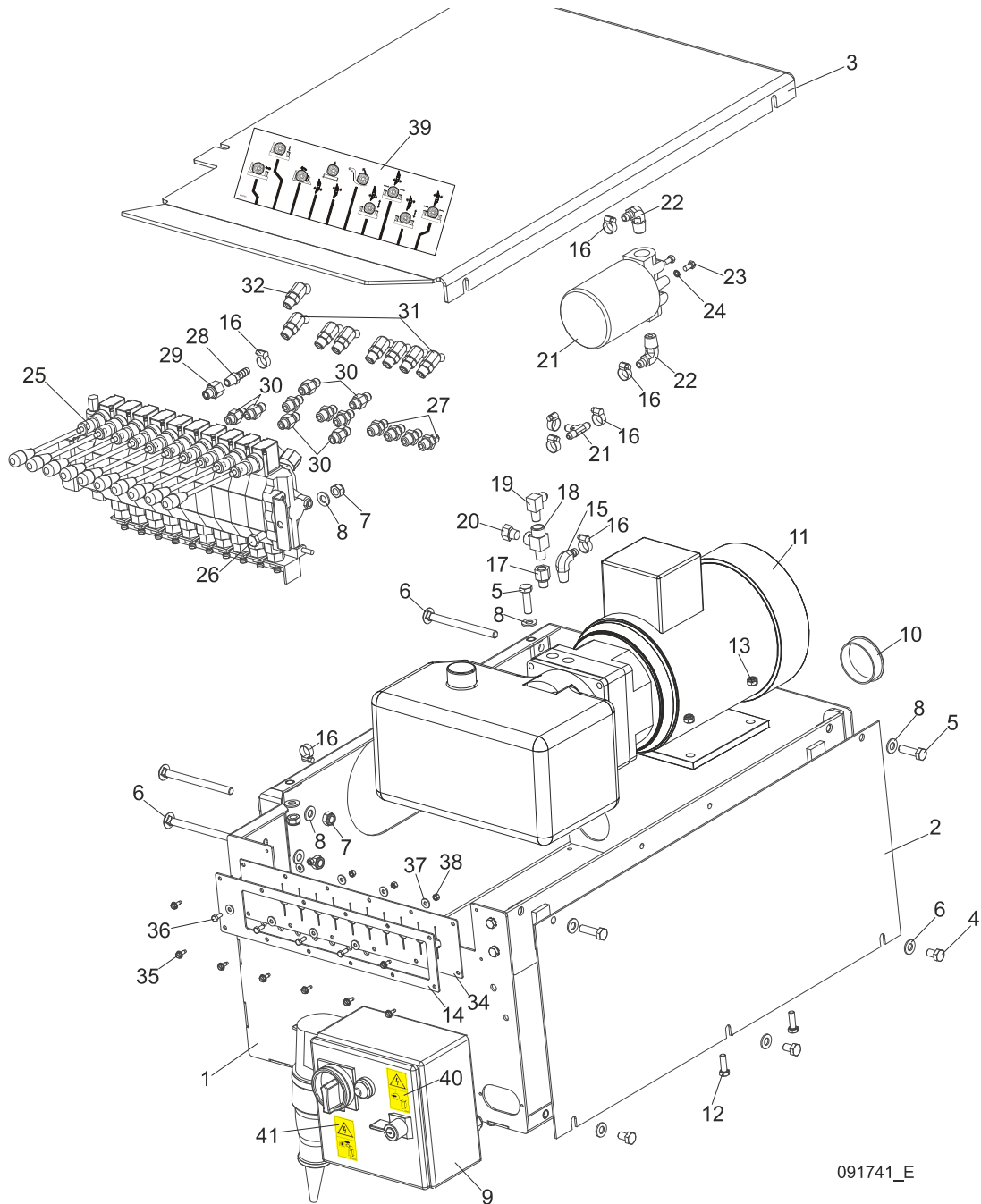
Hydraulic Control Box, LT70 Series AH3

8	GUARD, RUBBER DOUBLE VALVE	015079	1	
9	COVER, VALVE GUARD PTD	086519-1	1	
10	#10-24X1/2 SLF TP SC	F05015-7	6	
11	BOLT, M5X12-5.8 HEX HEAD FULL THREAD ZINC	F81000-5	2	
12	WASHER, 5.5 SPECIAL FLAT ZINC	F81052-3	2	
13	NUT, M5-8 HEX ZINC	F81030-1	2	
14	BOLT, M8X20-8.8-B HEX HEAD FULL THREAD ZINC	F81002-4	2	
15	WASHER, 8.4 FLAT ZINC	F81054-1	2	
16	BOLT, 3/8-16X1 HH	F05007-7	2	
17	WASHER, 10.5 FLAT ZINC	F81055-1	2	
18	BOLT, M8X20-8.8-B HEX HEAD FULL THREAD ZINC	F81002-4	4	
19	WASHER, 8.4 EXTERIOR STAR LOCK ZINC	F81054-3	4	
20	BOLT, M10X25 8.8 HEX HEAD FULL THREAD ZINC	F81003-11	4	
21	WASHER, 10.5 FLAT ZINC	F81055-1	4	
22	GLAND, DP 11/H CABLE	085388	2	
23	DECAL, HIGH VOLTAGE INSIDE THE ELECTRIC BOX (PICTOGRAM)	096316	1	
24	DECAL, REMOVE THE PLUG BEFORE OPENING THE BOX (PICTOGRAM)	096319	1	
25	PLUG, 1/4-18 NPT BLANK	096221	1	
26	FITTING, 1/4NPTX1/4JIC MALE	P09143	1	
27	FITTING, 1/4NPT MALE RUN TEE	015486	1	
28	FITTING, 6SAE MALE-1/4NPT FEMALE	014686	1	
29	CLAMP, 11/16 WORM	P12739	3	
30	FITTING, 3/8NPT-3/8 BARB ELBOW	P12708	1	
31	MANIFOLD, W/FILTER	P22683	1	
32	FITTING, 1/2NPT-3/8 BARB ELBOW	P12707	2	
33	BOLT, 1/4-20X1/2 HEX HEAD	F05005-15	2	
34	WASHER, Z 6.1 SPLIT LOCK	F81053-3	2	
35	WASHER, 10.5 FLAT ZINC	F81055-1	2	
36	BOLT, M10X25 8.8 HEX HEAD FULL THREAD ZINC	F81003-11	2	
37	DECAL, HYDRAULIC CONTROL SUPER 97	015364	1	
38	BOLT, M8 X 30-8.8-B HEX HEAD FULL THREAD ZINC	F81002-7	4	
39	NUT, M8-8-B HEX NYLON ZINC LOCK	F81032-2	4	
40	CLAMP, 11/16 WORM	P12739	10	
41	VALVE, 6-SECTION HYDRAULIC	086589	1	
	SWITCH ASSEMBLY, HYDRAULIC LEVER	024198	1	
42	FITTING, #6SAE 45 DEG ELBOW	015489	1	
43	FITTING, 3/8 O-RING-3/8JIC	014687	5	
44	FITTING, 1/4JIC-3/8 O-RING	P26284	3	
45	FITTING, 6SAE MALE-1/4NPT FEMALE	014686	2	
46	FITTING, 1/4NPT-3/8 BARB	014685	1	
47	FITTING, #4SAE-#6SAE 45 DEG. ELBOW	015488	3	
48	BOX, AC 4KW LT40/70 STARTER	089799	1	
	SWITCH, ABB OT16F3	503541	1	
	CONTACTOR, LC1K0910B7	084451	1	
	SWITCH, C60N 24395	084454	1	
	CIRCUIT BREAKER, C60N 1P 2A 24396	088278	1	
	PHASE SUPPLY CONTROL RELAY, 72.31.8.400.0000	501016	1	
	TIME RELAY, RELPOL MT-TUA-17S-11-92	501015	1	

	THERMAL OVERLOAD RELAY, LR2 K0316	084456	1	
	Box, AC Super Hydraulic (EA20, EA25)	086791	1	

¹ replaces 086789

9.40 Hydraulic Control Box, LT70 Series AH5/7



091741_E

REF.	DESCRIPTION (◆ indicates parts available in assemblies only)	PART #	QTY
	BOX ASSEMBLY, LT40 AH5 HYDRAULIC CONTROL	091741	1
1	BOX WELDMENT, HYDRAULIC CONTROL	545691-1	1
	BRACKET, AC HYDRAULIC BOX - COMPLETE	086518-1	1
	BOLT, M8X20-8.8-B HEX HEAD FULL THREAD ZINC	F81002-4	4
	WASHER, 8.4 EXTERIOR STAR LOCK ZINC	F81054-3	4
2	PANEL, AC HYDRAULIC BOX FRONT	086484-1	1
3	COVER, AC/DC HYDRAULIC CONTROL BOX	091734-1	1
4	BOLT, M10X16-8.8 HEX HEAD FULL THREAD ZINC	F81003-13	3

5	BOLT, M10X35-8.8 HEX HEAD FULL THREAD ZINC	F81003-17	4	
6	BOLT, M10X125 CARRIAGE	F81003-34	4	
7	NUT, M10-8-B HEX NYLON ZINC LOCK	F81033-1	6	
8	WASHER, 10.5 FLAT ZINC	F81055-1	13	
9	BOX, LT40/70 ELECTRICAL	566251	1	
	SWITCH, AAB OT16E3	089801	1	
	CONTACTOR, LC1K0910B7	084451	1	
	SWITCH, C60N 24395	084454	1	
	CIRCUIT BREAKER, C60N 1P 2A 24396	088278	1	
	PHASE SUPPLY CONTROL RELAY, 72.31.8.400.0000	501016	1	
	TIME RELAY, RELPOL MT-TUA-17S-11-92	501015	1	
	THERMAL OVERLOAD RELAY, LR2 K0316	084456	1	
10	CAP, HSA2790 (63.6 DIA.)	092859	1	
11	PUMP, AC-4KW (Q=14,5L/MIN) HYDRAULIC W/MOTOR	500958	1	
12	PUMP, AC 4 KW 14.5 L/MIN HYDRAULIC W/MOT	093459	1	
	PUMP, AC-4KW HYDRAULIC	097782	1	
	PLATE, AC-4KW HYDRAULIC CONNECTING	097783	1	
	SEAL, AC-4KW HYDRAULIC COMPLETE	097784	1	
13	BOLT, M8 X 30-8.8-B HEX HEAD FULL THREAD ZINC	F81002-7	4	
14	NUT, M8-8-B HEX NYLON ZINC LOCK	F81032-2	4	
15	PLATE, 10-SECTION VALVE PAINTED	091826-1	1	
16	FITTING, 3/8NPT-3/8 BARB ELBOW	P12708	1	
17	CLAMP, 11/16 WORM	P12739	8	
18	FITTING, 6SAE MALE-1/4NPT FEMALE	014686	1	
19	FITTING, 1/4NPT MALE RUN TEE	015486	1	
20	FITTING, 3/8JIC-1/4NPT 90L	015491	1	
21	PLUG, 1/4-18 NPT BLANK	096221	1	
22	MANIFOLD, W/FILTER	P22683	1	
23	FITTING, 1/2NPT-3/8 BARB ELBOW	P12707	2	
24	BOLT, 1/4-20X1/2 HEX HEAD	F05005-15	2	
25	WASHER, Z 6.1 SPLIT LOCK	F81053-3	2	
26	VALVE, HDS11/10-6 10-SECTION	091344	1	
27	BOLT, M10X20-5.8 HEX HEAD FULL THREAD ZINC	F81003-1	2	
28	FITTING, 1/4JIC-3/8 O-RING	P26284	7	
29	FITTING, 1/4NPT-3/8 BARB	014685	1	
30	FITTING, 6SAE MALE-1/4NPT FEMALE	014686	1	
31	FITTING, 3/8 O-RING-3/8JIC	014687	6	
32	FITTING, #4SAE-#6SAE 45 DEG ELBOW	015488	7	
33	FITTING, #6SAE 45 DEG ELBOW	015489	1	
34	PLATE, 10-SECTION VALVE PAINTED	091826-1	1	
35	GUARD, 10-SECTION RUBBER HYDRAULIC VALVE	091739	1	
36	#10-24X1/2 SLF TP SC	F05015-7	8	
37	BOLT, M5X12-5.8 HEX HEAD FULL THREAD ZINC	F81000-5	4	
38	WASHER, 5.5 SPECIAL FLAT ZINC-PLATED	F81052-3	8	
39	NUT, M5-8 HEX ZINC	F81030-1	4	
40	DECAL, AH5 HYDRAULIC CONTROL - ENGLISH	094795	1	
	DECAL, AH7 HYDRAULIC CONTROL BOX	094970	1	
41	DECAL, HIGH VOLTAGE INSIDE THE ELECTRIC BOX (PICTOGRAM)	096316	1	

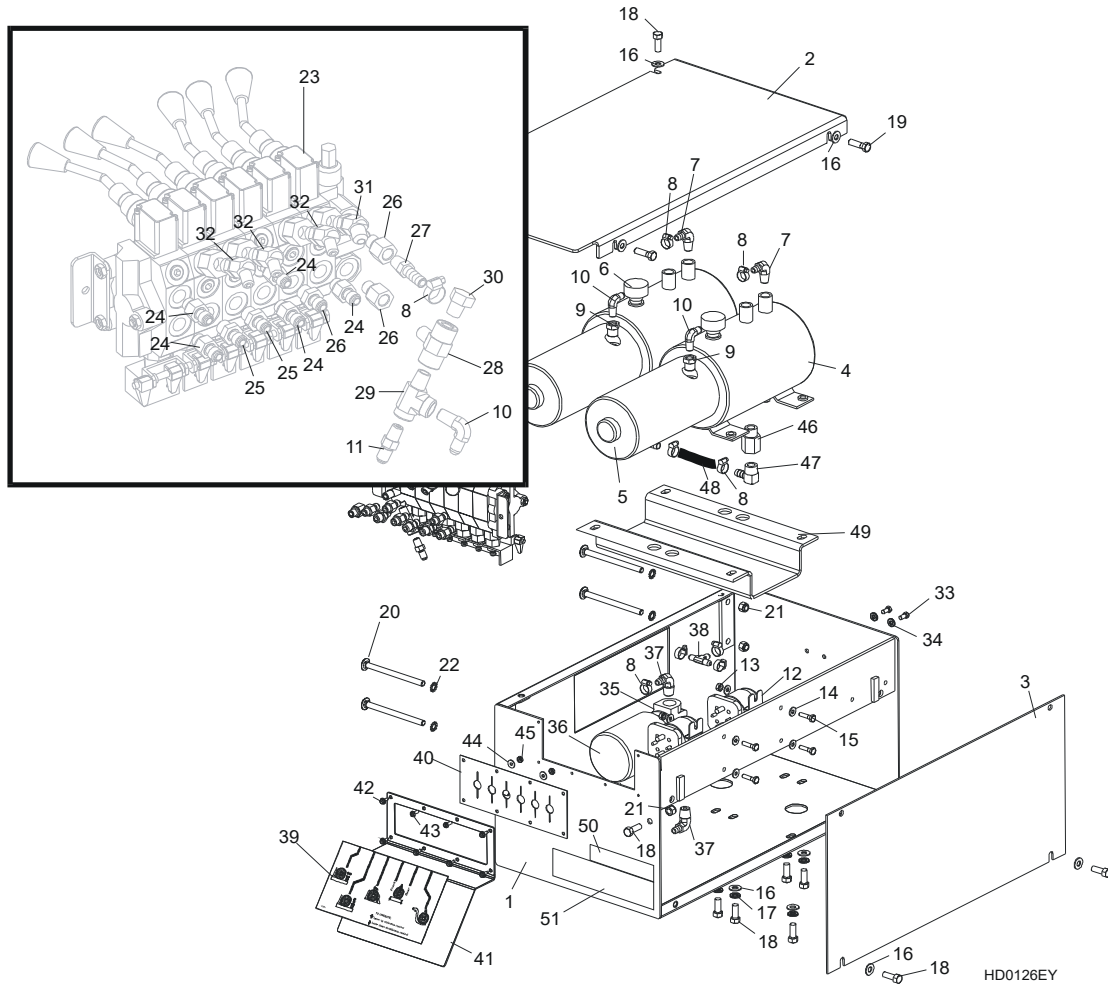


HYDRAULIC SYSTEM

Hydraulic Control Box, LT70 Series AH5/7

42	DECAL, REMOVE THE PLUG BEFORE OPENING THE BOX (PICTOGRAM)	096319	1	
----	---	--------	---	--

9.41 Hydraulic Control Box, LT70 Series DH3



HD0126EY

REF.	DESCRIPTION (◆ Indicates Parts Available In Assemblies Only)	PART #	QTY
1	Box Weldment, Super Hydraulic Pump Housing	092243-1	1
2	Cover, Super Hydraulic Pump Housing Top	086485-1	1
3	Cover, Super Hydraulic Pump Housing Side	086484-1	1
4	PUMP W/MOTOR, HYDRAULIC #M-300-0230	P12701	2
5	Motor Kit, Hydraulic Replacement	052807	1
	Motor, Iskra Replacement Monarch Pump	038683	1
	Brushes, Hydraulic Motor Iskra	038682	1
6	Motor, 12 VDC Hydraulic Pump #08058	P09955	1
	Brush Kit, 4-Valve Hydraulic Pump Motor #08658	P09585	1
	Bearing, Base Motor #02318	P12513	1
7	Cap, Hydraulic Pump Vented Fill #03171	P12817	1
	O-Ring, Hydraulic Pump/Reservoir #02352	P10198	1
	Seal, Hydraulic Pump/Motor #02330	P10315	1
8	FITTING, #6-6 (3/8" NPT) - 3/8" HOSE BARB ELBOW	P12708	2
9	Clamp, 11/16" Hose	P12739	10
10	Fitting, 3/8" nPT - 1/4" NPT Reducer	015490	2
11	FITTING, 1/4" NPT - 1/4" JIC ELBOW	P09142	3
12	Fitting, 1/4" NPT - 1/4" JIC	P09143	1

HYDRAULIC SYSTEM

Hydraulic Control Box, LT70 Series DH3

13	SOLENOID, 200A 12V SPST HYDRAULIC PUMP MOTOR	015470	2	
14	Nut, #1/4-20 Self Locking	F81031-2	4	
15	Washer, 7.4 Flat	F81053-1	8	
16	Bolt, #1/4-20 x 1" Hex Head	F81001-2	4	
	FLUID, 1-QUART DEXRON III HYDRAULIC	P12742	8.5 l	
	Fluid, 1-Gallon Exxon Univilis J26 Hydraulic	P12824	8.5 l	
	Fluid, 1-Gallon Exxon Univilis P13 HYdraulic	P12822	8.5 l	
	Decal, Hydraulic Fluid Replacement	S12825	1	
17	WASHER, 10.5 FLAT	F81055-1	14	
18	WASHER, 10.2 SPLIT LOCK	F81055-2	8	
19	BOLT, 3/8-16 X 1" HEX HEAD	F05007-7	14	
20	Bolt, 3/8-16 x 1 1/4" Hex Head	F05007-2	2	
21	BOLT, 3/8-16 X 5" CARRIAGE HEAD	F05007-113	4	
22	WASHER, 3/8" EXTERNAL STAR LOCK	F05011-36	4	
23	NUT, 3/8-16 HEX NYLON LOCK	F05010-10	6	
24	VALVE, HYDRAULIC 6 SECTION (See Form 575 FOR VALVE SERVICE PARTS)	015260	1	
	SWITCH, HYDRAULIC VALVE ELECTRIC	014765	1	
25	Fitting, 3/8" O-Ring - 3/8" JIC	014687	5	
26	FITTING, 3/8" O-RING - 1/4" JIC	P26284	3	
27	Fitting, #6 SAE Male - 1/4" NPT Female	014686	2	
28	Fitting, 1/4" NPT x 3/8" Hose Barb	014685	1	
29	Fitting, 1/4" NPT Branch T	015486	1	
30	FITTING, 1/4" NPT - 1/4" JIC MALE RUN T	P09141	1	
31	plug, 1/4" npt blank	096221	1	
32	Fitting, #6 SAE - 3/8" JIC 45° Elbow	015489	1	
33	Fitting, #6 SAE - 1/4" JIC 45° Elbow	015488	3	
34	BOLT, 1/4-20 X 1/2" HEX HEAD	F05005-15	2	
35	WASHER, 6.1 SPLIT LOCK	F81053-3	2	
36	MANIFOLD, HYDRAULIC CARTRIDGE FILTER	P22683	1	
37	Filter, S28 Hydraulic Cartridge	P20301	1	
38	FITTING, #6-8 (1/2" NPT) - 3/8" HOSE BARB ELBOW	P12707	2	
39	Fitting, 3/8" Hose Barb T	015485	1	
40	DECAL, 1997 SUPER HYDRAULIC CONTROL BOX	015364	1	
	HOSE, 3/8" LOW PRESSURE HYDRAULIC	R01892-1	A/R	
41	Seal, Rubber valve handle	015079	1	
42	Plate, Valve Handle Decal	015078	1	
43	Screw, #10 x 1/2 Slotted Hex Self-Tapping	F05015-7	6	
44	Screw, #10-24 x 1/2" Slotted Hex HEad	F05015-4	2	
45	Washer, 5.3 Flat	F81052-1	2	
46	Nut, #10-24 Self-Locking Hex	F05010-14	2	
47	Fitting, 1/2" NPT - 1/2" NPT Adaptor	015995	2	
48	Fitting, 1/2" NPT - 1/2" HOse BARB 90° ELBOW	015997	2	
49	Hose, 1/2" ID Hydraulic Low Pressure	R02133	.15 m	
50	GUARD, HYDRAULIC CROSSOVER	015992	1	
	Grounding Assembly, Hydraulic Pump	N/A	1	
	Bolt, 3/8-16 x 1/2" Hex Head Grade 5	F05004-124	2	
	Cable, 1AWG SO Welding	R01971	1 l	
	Terminal, 5/16 1-2Gauge Ring NI Loose	F05092-16	4	


HYDRAULIC SYSTEM

Hydraulic Control Box, LT70 Series DH3

9

	Washer, 3/8" Star External	F05011-36	3	
51	DECAL, HYDRAULIC WORKING PRESSURE	P85069	1	
52	DECAL, HYDRAULIC FLUID	P85068	1	

9.42 Przewody hydrauliczne

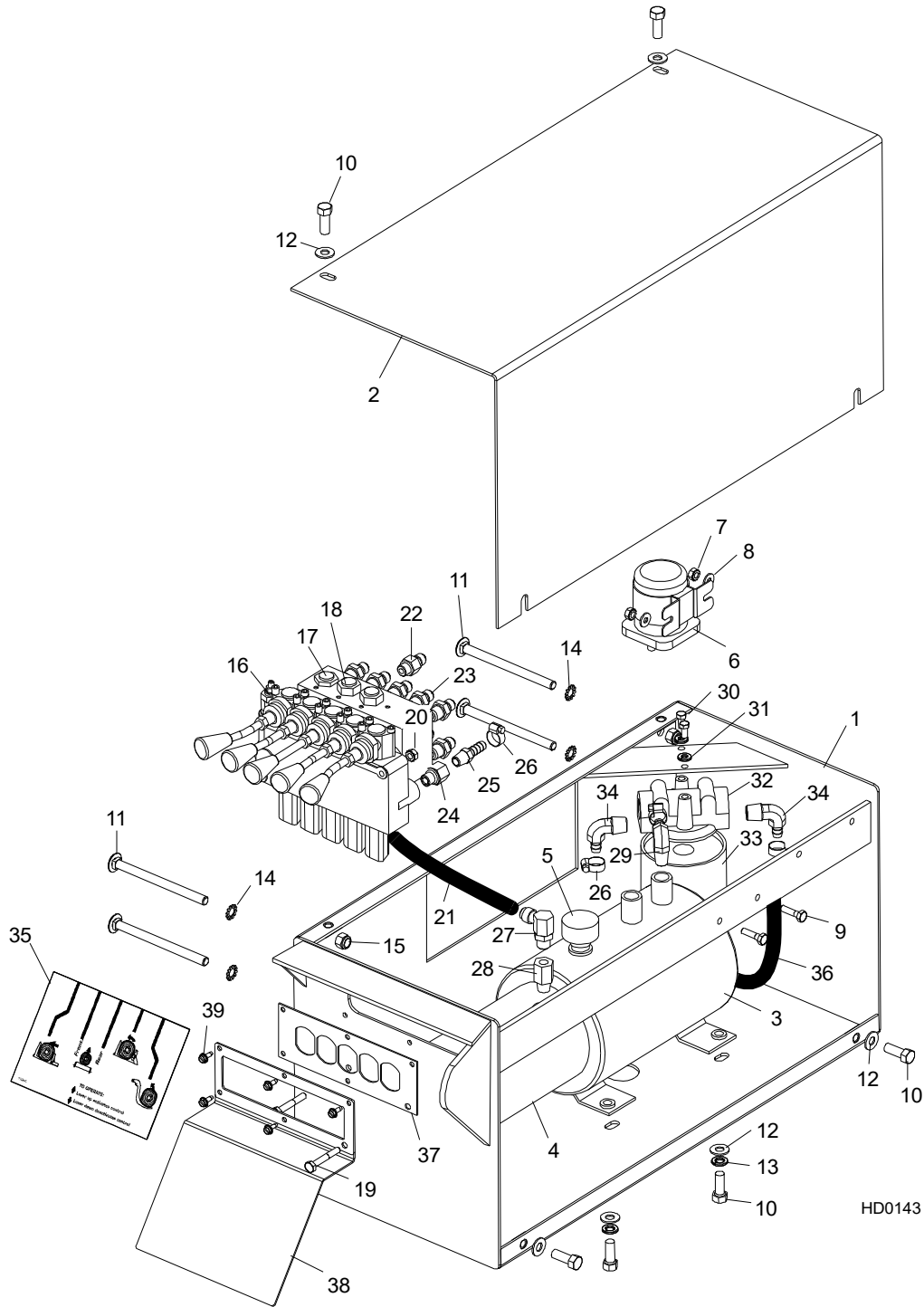


KOLOR	DŁ. (cm)	OPIS (♦ wskazuje części dostępne jedynie w zespołach)	NUMER KAT.	SZT.
Bez koloru	18"	1/4" OD POMPY HYDRAULICZNEJ DO WLEWU OLEJU	015704	2
Bez koloru	27"	3/8" PODSTAWA SIŁOWNIKA OBRACAKA KŁODY	014796	1
Pomarańcz	18"	3/8" CZĘŚĆ GÓRNA SIŁOWNIKA OBRACAKA KŁODY	014795	1
żółty	99"	1/4" PODSTAWA PRZEDNIEGO SIŁOWNIKA POZIOMOWANIA(LT30HD)	014783	1
	121"	1/4" PODSTAWA PRZEDNIEGO SIŁOWNIKA POZIOMOWANIA(LT40HD)	014784	1
szary	99"	1/4" CZĘŚĆ GÓRNA PRZEDNIEGO SIŁOWNIKA POZIOMOWANIA (LT30HD)	014783	1
	121"	1/4" CZĘŚĆ GÓRNA PRZEDNIEGO SIŁOWNIKA POZIOMOWANIA (LT40HD)	014784	1
bez koloru	160"	3/8" CZĘŚĆ GÓRNA BOCZNEGO RAMIENIA OPOROWEGO (LT30HD)	015686	1
	182"	3/8" CZĘŚĆ GÓRNA BOCZNEGO RAMIENIA OPOROWEGO (LT40HD)	015689	1
różowy	168"	3/8" PODSTAWA BOCZNEGO RAMIENIA OPOROWEGO (LT30HD)	015688	1
	190"	3/8" PODSTAWA BOCZNEGO RAMIENIA OPOROWEGO (LT40HD)	015691	1
biały	139"	3/8" CZĘŚĆ GÓRNA SIŁOWNIKA DOCISKU KŁODY (LT30HD)	015683	1
	151"	3/8" CZĘŚĆ GÓRNA SIŁOWNIKA DOCISKU KŁODY (LT40HD)	015685	1
ciemna pomarańcz	123"	3/8" PODSTAWA SIŁOWNIKA DOCISKU KŁODY (LT30HD)	014799	1
	145"	3/8" PODSTAWA SIŁOWNIKA DOCISKU KŁODY (LT40HD)	015684	1
Purpurowy	203"	1/4" CZĘŚĆ GÓRNA TYLNEGO SIŁOWNIKA POZIOMOWANIA (LT30HD)	014792	1
	225"	1/4" CZĘŚĆ GÓRNA TYLNEGO SIŁOWNIKA POZIOMOWANIA (LT40HD)	014794	1
czarny	203"	1/4" PODSTAWA TYLNEGO SIŁOWNIKA POZIOMOWANIA (LT30HD)	014792	1
	225"	1/4" PODSTAWA TYLNEGO SIŁOWNIKA POZIOMOWANIA (LT40HD)	014794	1
zielony	62"	3/8" ZŁĄCZKA ROZGAŁĘŻNA RAMIENIA ŁADOWARKI	014797	2
żółty	63"	3/8" ZŁĄCZKA ROZGAŁĘŻNA RAMIENIA ŁADOWARKI	014798	2
Niebieski	165"	3/8" CZĘŚĆ GÓRNA SIŁOWNIKA RAMIENIA ŁADOWARKI (LT30HD)	015687	1
	187"	3/8" CZĘŚĆ GÓRNA SIŁOWNIKA RAMIENIA ŁADOWARKI (LT40HD)	015690	1
czerwony	165"	3/8" CZĘŚĆ DOLNA SIŁOWNIKA RAMIENIA ŁADOWARKI (LT30HD)	015687	1
	187"	3/8" CZĘŚĆ DOLNA SIŁOWNIKA RAMIENIA ŁADOWARKI (LT40HD)	015690	1
zielony	174"	1/4" DOCISK KŁODY W GÓRĘ (LT30HD)	014787	1
	196"	1/4" DOCISK KŁODY W GÓRĘ (LT40HD)	014791	1
żółty	174"	1/4" DOCISK KŁODY W DÓŁ (LT30HD)	014787	1
	196"	1/4" DOCISK KŁODY W DÓŁ (LT40HD)	014791	1

9.43 Skrzynka sterowania układu hydrauliki

LT30HD
LT40HD

Rev. B1.00 - B1.01
Rev. B1.00 - B1.01



L.P.	OPIS (♦ wskazuje części dostępne jedynie w zespołach)	NUMER KAT.	SZT.
1	SKRZYŃKA OBUDOWY POMPY HYDRAULICZNEJ	015311-1	1

2	POKRYWA OBUDOWY POMPY HYDRAULICZNEJ	015313	1	
3	SILNIK POMPY HYDRAULICZNEJ #M-300-0230	P12701	1	
4	Silnik pompy hydraulicznej 12 VDC 3	P09955	1	
	Szczotki silnika hydrauliki # 08658	P09585	1	
	Łożysko silnika 02318	P12513	1	
5	Kolpak wlewu zbiornika pompy hydraulicznej #03171	P12817	1	
	Uszczelka #02352	P10198	1	
	Uszczelka agregatu hydraulicznego #02330	P10315	1	
6	PRZEKANIK ELEKTROMAGNETYCZNY 12 VDC 3	015470	1	
7	NAKRĘTKA SZEŚCIOKĄTNA SAMOUSTALAJĄCA 1/4"-20	F05010-9	2	
8	PODKŁADKA PŁASKA SAE 1/4"	F05011-11	2	
9	ŚRUBA Z ŁBEM SZEŚCIOKĄTNYM 1/4-20 X 1"	F05005-38	2	
	OLEJ HYDRAULICZNY 0.946 LITRA DEXTRON III	P12742	8.5 l	
	OLEJ HYDRAULICZNY 3.78 LITRA EXXON UNIVIS J26	P12823	8.5 l	
	OLEJ HYDRAULICZNY 3.78 LITRA EXXON UNIVIS P13	P12822	8.5 l	
10	ŚRUBA Z ŁBEM SZEŚCIOKĄTNYM 3/8-16 X 1" KL. 5	F05007-87	8	
11	ŚRUBA Z ŁBEM GRZYBKOWYM Z PODSADZENIEM 3/8-16X5"	F05007-113	4	
12	PODKŁADKA PŁASKA SAE 3/8"	F05011-3	8	
13	PODKŁADKA SPRĘŻYSTA 3/8"	F05011-4	4	
14	PODKŁADKA SPRĘŻYSTA ZĄBKOWANA ZEWNĘTRZNIE 3/8"	F05011-36	4	
15	NAKRĘTKA SAMOZABEZPIECZAJĄCA Z WKŁADKĄ POLIAMIDOWĄ 3/8-16	F05010-10	4	
16	ZAWÓR HYDRAULICZNY PIĘCIOSEKCYJNY	014696	1	
	Mikrowyłącznik elektryczny zaworu hydrauliki	024198 ¹	1	
	Zestaw wymienny zaworu niskociśnieniowego	014534	1	
17	Zawór niskociśnieniowy 01786	014533	1	◆
	Arkusze instrukcyjny wymiany zaworu	A12869-649	1	◆
	Zestaw wymienny zaworu wysokociśnieniowego	A12869	1	
18	Zawór wysokiego ciśnienia	P12844	2	◆
	Arkusze instrukcyjny wymiany zaworu	A12869-649	1	◆
19	ŚRUBA Z ŁBEM SZEŚCIOKĄTNYM 1/4-20 X 1 3/4" GR 2	F05005-4	2	
20	NAKRĘTKA SZEŚCIOKĄTNA SAMOUSTALAJĄCA 1/4"-20	F05010-9	2	
21	przewód hydrauliki 3/8" x 9"	014716	1	
22	ZŁĄCZKA 3/8" O-Ring - 3/8" JIC	014687	1	
23	ZŁĄCZKA 3/8" O-RING - 1/4" JIC	P26284	10	
24	ZŁĄCZKA 3/8" PIERŚCIENIA SAMOUSZCZELNIAJĄCEGO - 1/4"	014686	1	
25	REDUKTOR HYDRAULIKI #6 SAE - 1/4" NPT	014685	1	
26	REDUKTOR 1/4" NPT X 3/8"	P12739	4	
27	zacisk 11/16"	P12704	1	
28	ZŁĄCZKA KOLANKOWA #6 SAE - 3/8	P12723	1	
29	KRÓCIEC REDUKCYJNY #6 SAE - #6 NPT	P12708	1	
30	ŚRUBA Z ŁBEM SZEŚCIOKĄTNYM 1/4-20 X 1/2	F05005-15	2	
31	PODKŁADKA SPRĘŻYSTA 1/4"	F05011-14	2	
32	ZŁĄCZKA ROZGAŁĘŻNA FILTRA HYDRAULICZNEGO	P22683	1	
33	Filtr hydrauliki	P20301	1	
34	ZŁĄCZKA KOLANKOWA ZE STOŻKOWYM KOŃCEM #6-8 (1/2" NPT) - 3/8"	P12707	2	
35	NALEPKA SKRZYŃKI HYDRAULICZNEJ 1997	015363	1	
36	PRZEWÓD HYDRAULICZNY NISKIEGO CIŚNIENIA 3/8"	R01892-1	A/R	
37	uszczelka gumowa pokręteł zaworów	015082	1	

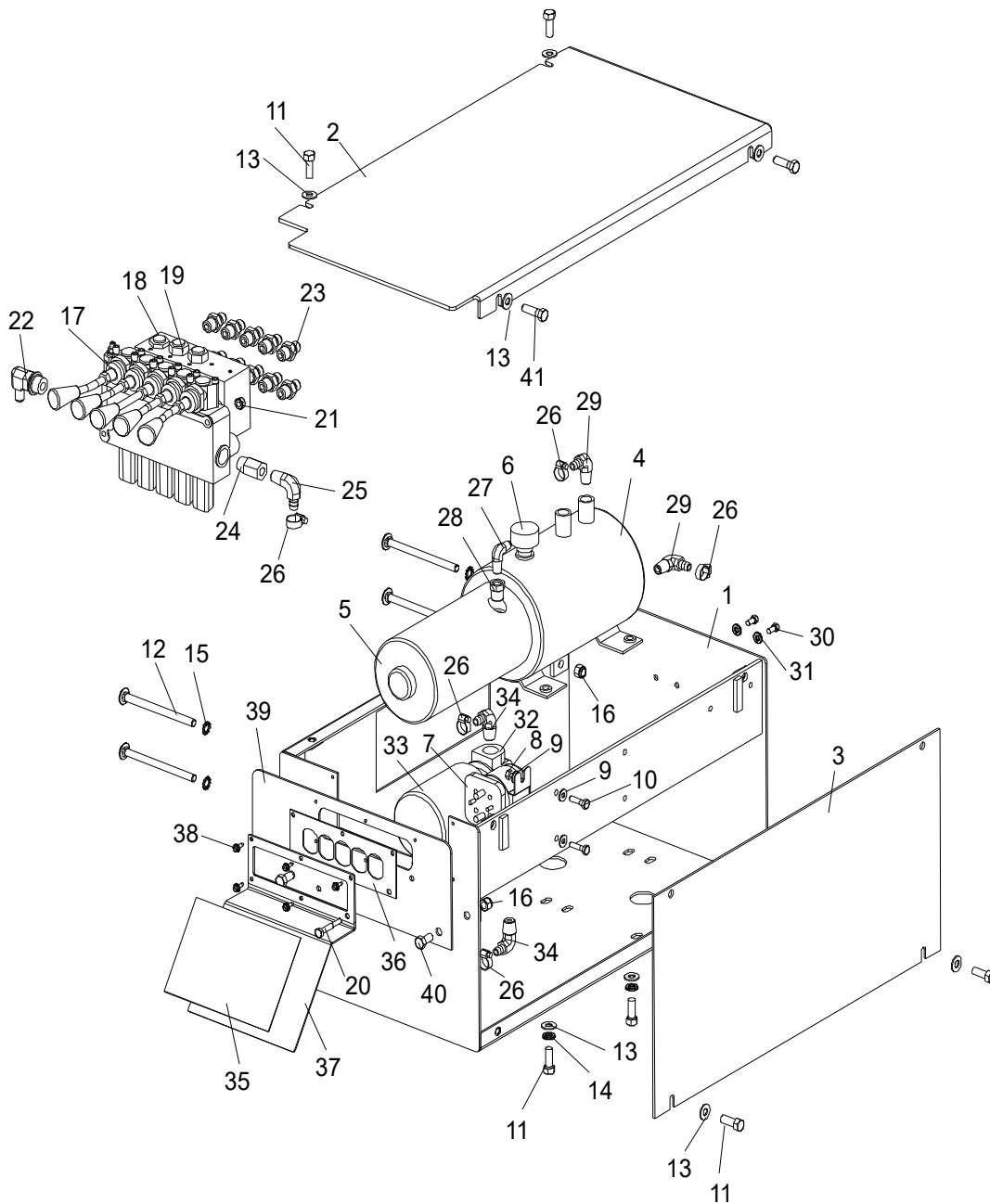
38	PŁ YTKA ZAWORÓW HYDRAULIKI	015081	1	
39	WKREŃ SAMOGWINTUJĄCY #10-24 X 1/2	F05015-7	5	

¹ Zespół przeznaczony do sprzedaży zawierający 3-żyłowy mikrowyłacznik 014765 i zacięnięte końcówki (7/97). Mikrowyłacznik 014765 zastępuje przełącznik hydrauliczny zaworu P12735 (4/97).

9.44 Skrzynka sterowania układu hydrauliki

LT30HD
LT40HD

Rev. B1.02
Rev. B1.02



HD0113C

L.P.	OPIS (♦ wskazuje części dostępne jedynie w zespołach)	NUMER KAT.	SZT.	
1	SKRZYŃKA OBUDOWY POMPY HYDRAULICZNEJ	015027 ¹	1	
2	POKRYWA OBUDOWY POMPY HYDRAULICZNEJ, GÓRNA	015228 ¹	1	
3	POKRYWA OBUDOWY POMPY HYDRAULICZNEJ, BOCZNA	015227 ¹	1	

4	SILNIK POMPY HYDRAULICZNEJ #M-300-0230	P12701	1	
5	Silnik pompy hydraulicznej 12 VDC 3	P09955	1	
	Szczotki silnika hydrauliki # 08658	P09585	1	
	Łożysko silnika #02318	P12513	1	
6	Kołpak wlewu zbiornika pompy hydraulicznej #03171	P12817	1	
	Uszczelka #02352	P10198	1	
	Uszczelka agregatu hydraulicznego #02330	P10315	1	
7	PRZEKANIK ELEKTROMAGNETYCZNY 12 VDC 3	015470	1	
8	NAKRĘTKA SZEŚCIOKĄTNA SAMOUSTALAJĄCA 1/4"-20	F05010-9	2	
9	PODKŁADKA PŁASKA SAE 1/4"	F05011-11	4	
10	ŚRUBA Z ŁBEM SZEŚCIOKĄTNYM 1/4-20 X 1"	F05005-38	2	
	OLEJ HYDRAULICZNY 0.946 LITRA DEXTRON III	P12742	8.5 l	
	OLEJ HYDRAULICZNY 3.78 LITRA EXXON UNIVIS J26	P12823	8.5 l	
	OLEJ HYDRAULICZNY 3.78 LITRA EXXON UNIVIS P13	P12822	8.5 l	
11	ŚRUBA Z ŁBEM SZEŚCIOKĄTNYM 3/8-16 X 1" KL. 5	F05007-87	8	
12	ŚRUBA Z ŁBEM GRZYBKOWYM Z PODSADZENIEM 3/8-16X5"	F05007-113	4	
13	PODKŁADKA PŁASKA SAE 3/8"	F05011-3	8	
14	PODKŁADKA SPRĘŻYSTA 3/8"	F05011-4	4	
15	PODKŁADKA SPRĘŻYSTA ZĄBKOWANA ZEWNĘTRZNIE 3/8"	F05011-36	4	
16	NAKRĘTKA SAMOZABEZPIEZAJĄCA Z WKŁADKĄ POLIAMIDOWĄ 3/8-16	F05010-10	6	
17	ZAWÓR HYDRAULICZNY PIĘCIOSEKCYJNY	014218 ²	1	
	Mikrowyłącznik elektryczny zaworu hydrauliki	024198 ³	1	
	Zestaw wymienny zaworu niskociśnieniowego	014534	1	
18	Zawór niskociśnieniowy 01786	014533	1	◆
	Arkusze instrukcyjny wymiany zaworu	A12869-649	1	◆
	Zestaw wymienny zaworu wysokociśnieniowego	A12869	1	
19	Zawór wysokiego ciśnienia	P12844	2	◆
	Arkusze instrukcyjny wymiany zaworu	A12869-649	1	◆
20	ŚRUBA Z ŁBEM SZEŚCIOKĄTNYM 3/8-16 X 1" KL. 5	F05005-4	2	
21	ŚRUBA Z ŁBEM GRZYBKOWYM Z PODSADZENIEM 3/8-16X5"	F05010-9	2	
	PODKŁADKA PŁASKA SAE 3/8"	014716	1	
22	złączka kolankowa #6 JIC - #8 SAE	015907 ²	1	
23	ZŁĄCZKA 3/8" PIERŚCIENIA SAMOUSZCZELNIAJĄCEGO - 1/4"	P26284	10	
24	reduktor #8 SAE Male - 3/8" NPT	P12706 ²	1	
25	złączka kolankowa 3/8" NPT - 3/8"	P12708 ²	1	
26	zacisk przewodu hydraulicznego 11/16"	P12739	4	
27	złączka kolankowa #6 SAE - 3/8" JIC	P12704	1	
28	KRÓCIEC REDUKCYJNY #6 SAE - #6 NPT	P12723	1	
29	ZŁĄCZKA KOLANKOWA ZE STOŻKOWYM KOŃCEM #6-8 (3/8" NPT) - 3/8"	P12708	2	
30	ŚRUBA Z ŁBEM SZEŚCIOKĄTNYM 1/4-20 X 1/2	F05005-15	2	
31	PODKŁADKA SPRĘŻYSTA 1/4"	F05011-14	2	
32	ZŁĄCZKA ROZGAŁĘNA FILTRA HYDRAULICZNEGO	P22683	1	
33	Filtr hydrauliki	P20301	1	
34	ZŁĄCZKA KOLANKOWA ZE STOŻKOWYM KOŃCEM #6-8 (1/2" NPT) - 3/8"	P12707	2	
35	NALEPKA SKRZYŃKI HYDRAULICZNEJ 1997	015363	1	
	PRZEWÓD HYDRAULICZNY NISKIEGO CIŚNIENIA 3/8"	R01892-1	A/R	
36	uszczelka gumowa pokręteł zaworów	015082	1	
37	PŁYTKA ZAWORÓW HYDRAULIKI	015081	1	

38	WKREŃ SAMOGWINTUJĄCY #10-24 X 1/2	F05015-7	5	
39	płytki skrzynki hydrauliki	015915	1	
40	ŚRUBA Z ŁBEM SZEŚCIOKĄTNYM 3/8-16 x 3/4"	F05007-27	2	
41	ŚRUBA Z ŁBEM SZEŚCIOKĄTNYM 3/8-16 x 1 1/4"	F05007-2	2	

¹ większe skrzynki układu hydrauliki 015027 zastępują mniejsze 015311 we wszystkich trakach z hydrauliką (Rev. B1.00-B1.02).

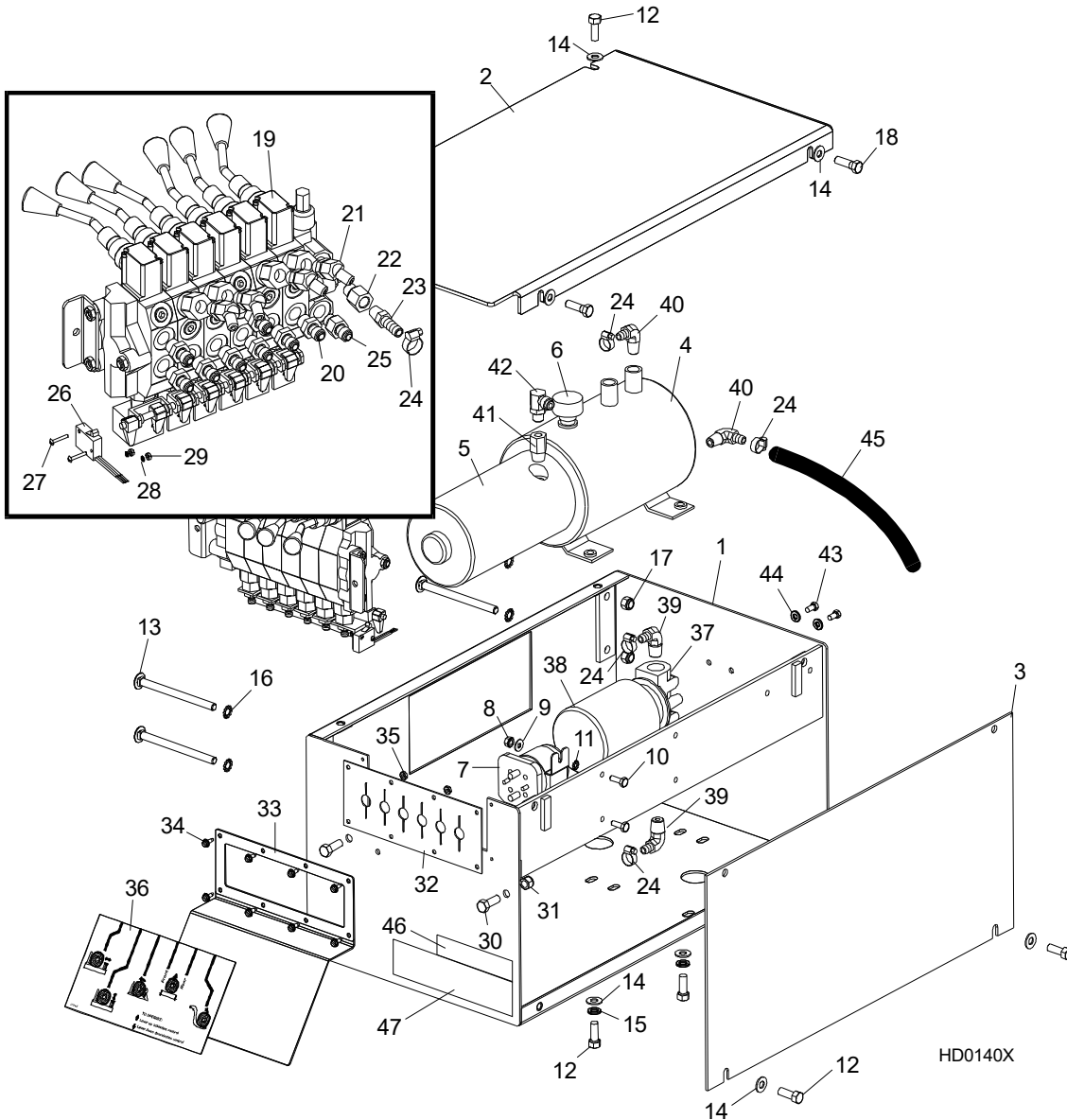
² Zawór hydrauliki 014218 zastępuje zawór 014696. Wymaga innych złączek (Rev. B1.00-B1.02). [Patrz rozdział 9.4](#) gdzie znajduje się tylny zawór.

³ Zespół serwisowy przeznaczony na sprzedaż zawierający mikrowyłącznik 014765 i zacięnięte końcówki (7/97). Mikrowyłącznik 014765 zastępuje P12735 (4/97).

9.45 Skrzynka sterowania układu hydrauliki DH3

LT30HD
LT40HD

Rev. C2.00+
Rev. C2.00+



L.P.	OPIS (♦ wskazuje części dostępne jedynie w zespołach)	NUMER KAT.	SZT.
1	SKRZYŃKA OBUDOWY POMPY HYDRAULICZNEJ	092243-1	1
2	POKRYWA OBUDOWY POMPY HYDRAULICZNEJ, GÓRNA	086485-1	1
3	POKRYWA OBUDOWY POMPY HYDRAULICZNEJ, BOCZNA	086484-1	1
4	SILNIK POMPY HYDRAULICZNEJ #M-300-0230	P12701	1
5	Silnik pompy hydraulicznej 12 VDC 3	P09955	1
	Szczotki silnika hydrauliki # 08658	P09585	1
	Łożysko silnika #02318	P12513	1
6	Kołpak wlewu zbiornika pompy hydraulicznej #03171	P12817	1

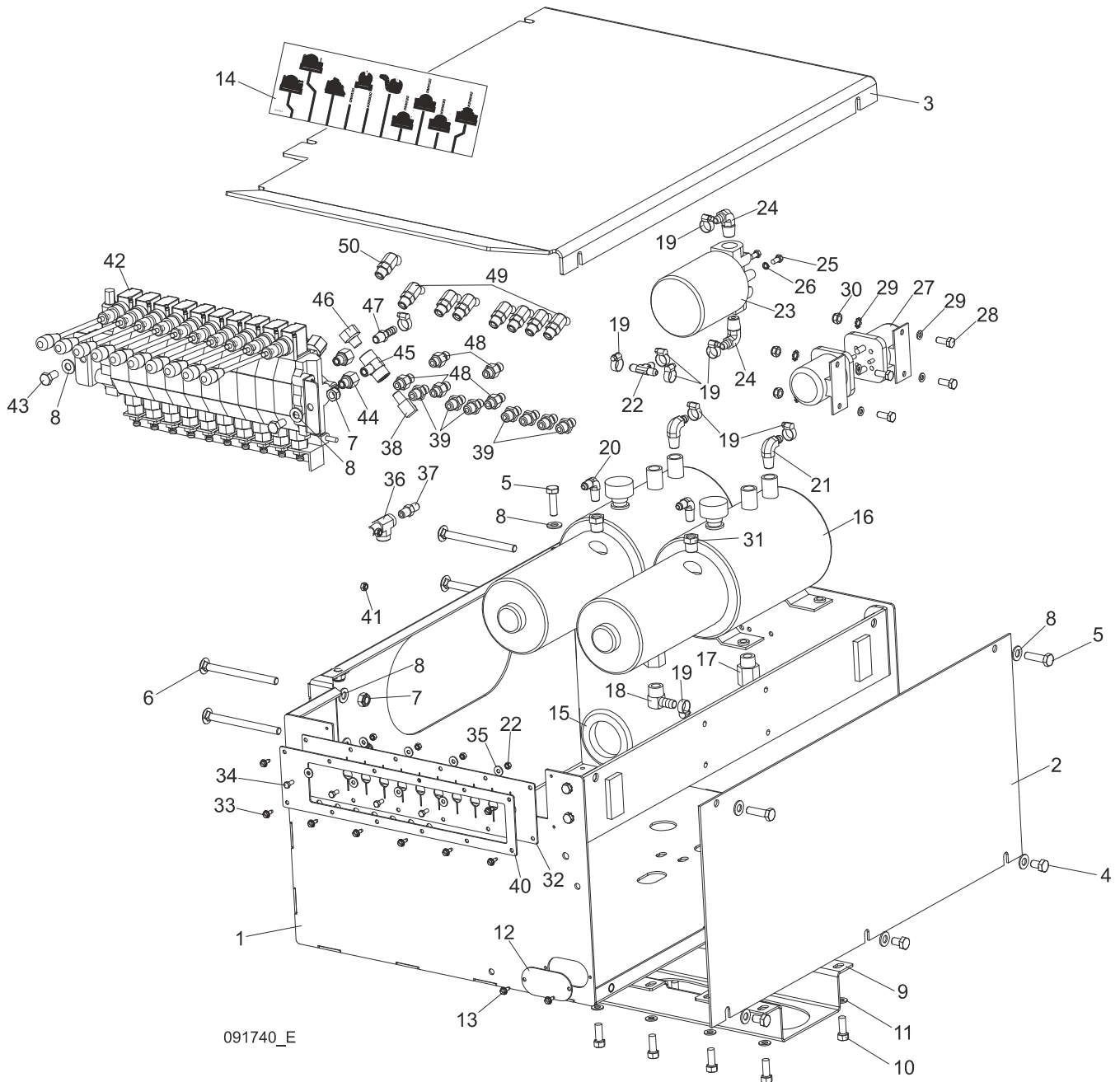
	Uszczelka #02352	P10198	1	
	Uszczelka agregatu hydraulicznego #02330	P10315	1	
7	PRZEKANIK ELEKTROMAGNETYCZNY 12 VDC 3	015470	1	
8	NAKRĘTKA SZEŚCIOKĄTNA SAMOUSTALAJĄCA 1/4"-20	F05010-9	2	
9	PODKŁADKA PŁASKA SAE 1/4"	F05011-11	2	
10	ŚRUBA Z ŁBEM sześciokątnym #1/4-20 x 3/4" z gwintem na całej dł.	F05005-1	2	
11	podkładka ząbkowana zewnętrznie 1/4"	F05011-37	2	
	OLEJ HYDRAULICZNY 1-QUART DEXRON III	P12742	8.5 l	
	OLEJ HYDRAULICZNY 1-Gallon Exxon Univis J26	P12823	8.5 l	
	OLEJ HYDRAULICZNY 1-Gallon Exxon Univis P13	P12822	8.5 l	
12	ŚRUBA Z ŁBEM sześciokątnym 3/8-16 X 1" KL. 5	F05007-7	8	
13	ŚRUBA Z ŁBEM GRZYBKOWYM Z PODSADZENIEM 3/8-16X5"	F05007-113	4	
14	PODKŁADKA PŁASKA SAE 3/8"	F05011-3	10	
15	PODKŁADKA SPRĘŻYSTA 3/8"	F05011-4	4	
16	PODKŁADKA SPRĘŻYSTA ZĄBKOWANA ZEWNĘTRZNIE 3/8"	F05011-36	4	
17	NAKRĘTKA SAMOZABEZPIECZAJĄCA Z WKŁADKĄ POLIAMIDOWĄ 3/8-16	F05010-10	4	
18	ŚRUBA Z ŁBEM sześciokątnym 3/8-16 x 1 1/4"	F05007-2	2	
19	ZAWÓR HYDRAULICZNY SZEŚCIOSEKCYJNY (Patrz formularz 575 CZĘŚCI SERWISOWE)	015260 ¹	1	
20	złączka 3/8" O-RING - 1/4" JIC	P26284 ¹	8	
21	złączka kolankowa #6 SAE - 1/4" JIC 45°	015488 ¹	4	
22	reguktor hydrauliczny #6 SAE Male - 1/4" NPT	014686 ¹	1	
23	reduktor 1/4" NPT x 3/8"	014685 ¹	1	
24	zacisk przewodu hydraulicznego 11/16"	P12739	5	
25	złączka 3/8" O-Ring - 1/4" JIC	P26284 ²	1	
	złączka 3/8" O-Ring - 3/8" JIC	014687 ²	1	
26	PRZEŁĄCZNIK ELEKTRYCZNY ZAWORU HYDRAULIKI	024198	1	
27	Wkręt #4-40 x 3/4"	F05004-13	2	
28	Podkładka sprężysta #4	F05011-21	2	
29	Nakrętka sześciokątna #4-40	F05010-43	2	
30	ŚRUBA Z ŁBEM SZEŚCIOKĄTNYM 3/8-16 x 1"	F05007-7	2	
31	NAKRĘTKA SAMOZABEZPIECZAJĄCA Z WKŁADKĄ POLIAMIDOWĄ 3/8-16	F05010-10	2	
32	osłona gumowa zaworu	015079 ¹	1	
33	płytka gumowej osłony zaworu	015078 ¹	1	
34	wkręt samogwintujący #10-24 x 1/2	F05015-7	8	
35	nakrętka sześciokątna samozabezpieczająca #10-24	F05010-14	2	
36	NALEPKA SKRZYNKI HYDRAULICZNEJ MODELU 1997	015364 ¹	1	
37	ROZGAŁĘŹNIK HYDRAULIKI Z FILTREM	P22683	1	
38	Filtr hydrauliki S28	P20301	1	
39	ZŁĄCZKA KOLANKOWA ZE STOŻKOWYM KOŃCEM #6-8 (1/2" NPT) - 3/8"	P12707 ¹	2	
40	ZŁĄCZKA KOLANKOWA ZE STOŻKOWYM KOŃCEM #6-8 (3/8" NPT) - 3/8"	P12708 ¹	2	
41	ZŁĄCZKA hydrauliczna 3/8" NPT Male - 1/4" NPT	015490 ²	1	
	ZŁĄCZKA hydrauliczna 3/8" NPT Male - #6	P12723 ²	1	
42	ZŁĄCZKA KOLANKOWA 1/4" NPT - 1/4" JIC	P09142 ²	1	
	ZŁĄCZKA KOLANKOWA #6 SAE - 3/8" JIC	P12704 ²	1	
43	ŚRUBA Z ŁBEM SZEŚCIOKĄTNYM 1/4-20 X 1/2	F05005-15	2	

44	PODKŁADKA SPRĘŻYSTA 1/4"	F05011-14	2	
45	PRZEWÓD HYDRAULICZNY NISKIEGO CIŚNIENIA 3/8"	R01892-1	A/R	
	Zespół uziemienia pompy hydraulicznej	N/A	1	
	Śruba z łbem sześciokątnym 3/8-16 x 1/2" kl. 5	F05004-124	1	
	Przewód prądowy 1AWG SO	R01971	.39 m	
	Końcówka oczkowa, 5/16 1-2Ga NI	F05092-16	2	
	Podkładka ząbkowana zewnętrznie 3/8"	F05011-36	2	
46	NALEPKA CIŚNIENIE ROBOCZE HYDRAULIKI	P85069	1	
47	NALEPKA RODZAJ OLEJU HYDRAULICZNEGO	P85068	1	

¹ Zawór 6-sekcyjny zastępuje zawór 5-sekcyjny w celu umożliwienia obsługi dwupłaszczyznowym docikiem w trakach Rev C1.00+. Wymaga innych złączek, uszczelki, płytki i naklejki. [Patrz rozdział 9.5](#) lub [rozdział 9.4](#) gdzie opisane są starsze zawory 5-sekcyjne.

² Stosować złączkę 1/4" P26284, 015490 oraz P09142 dla traków Rev. C1.00+. Stosować złączki 3/8" 014687, P12723 oraz P12704 dla traków Rev. C1-C1.02.

9.46 Hydraulic Control Box, LT70 Series DH5/7

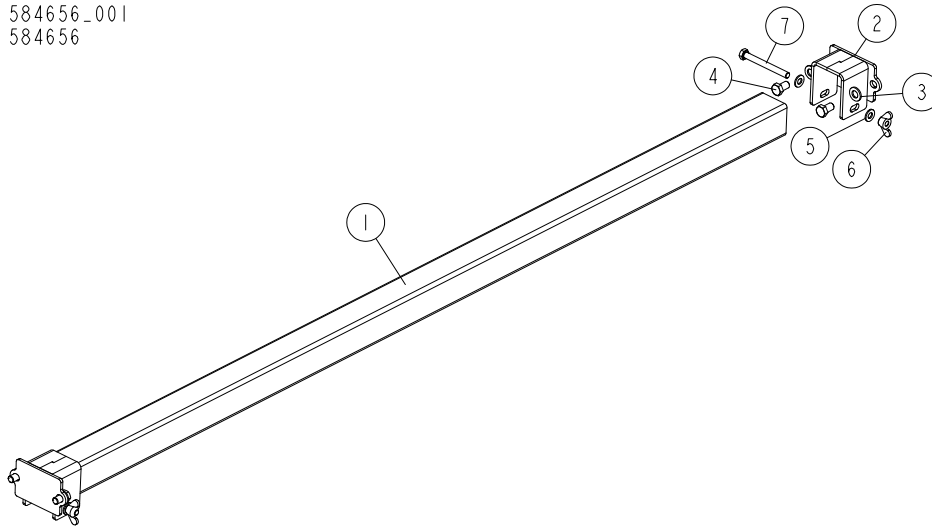


REF.	DESCRIPTION (◆ Indicates Parts Available In Assemblies Only)	PART #	QTY
	BOX ASSEMBLY, LT40 DH5 HYDRAULIC CONTROL	091740	1
1	Box Weldment, Hydraulic Pump Housing	091729-1	1
	Bracket, AC Hydraulic Control Box Complete	086518-1	1
	Bolt, M8X20-8.8-B, Hex Head Full Thread Zinc	F81002-4	4
	Washer, 8.4 External Star	F81054-3	4
2	Cover, AC Hydraulic Pump Housing Side	086484-1	1
3	Cover, AC/DC Hydraulic Pump Housing Top	091734-1	1
4	Bolt, M10x16-8.8 Hex Head Full Thread Zinc	F81003-13	3

5	Bolt, M10x35-8.8 Hex Head Full Thread Zinc	F81003-17	4	
6	Bolt, M10x125 8.8 Carriage Head Zinc	F81003-34	4	
7	Nut, M10-8-B Hex Nylon Zinc Lock	F81033-1	6	
8	Washer, 10.5 Flat Zinc	F81055-1	13	
9	Guard, Hydraulic Crossover	092707-1	1	
10	Bolt, 3/8-16x1 Hex Head Grade 8	F05007-7	8	
11	Washer, 8.4 Flat Zinc	F81054-1	8	
12	Cap, Hydraulic Control Box	091733-1	1	
13	Screw, #10-24x1/2, Self Tap	F05015-7	2	
14	Decal, DH5 Hydraulic Control Box	094795	1	
	Decal, DH7 Hydraulic Control Box	094970	1	
15	Grommet, 55mm Dia. Rubber	085614	1	
16	Pump Assy, W/Motor Hyd	P12701	2	
17	Fitting, 1/2NPT-1/2NPT Adaptor	015995	2	
18	Fitting, 1/2NPT-1/2 Hose Barb 90Deg	015997	2	
19	Clamp, 11/16 Worm	P12739	11	
20	Fitting, 1/4NPTx1/4JIC Male Elbow	P09142	2	
21	Fitting, 3/8" NPT - 3/8" Barb Elbow	P12708	2	
22	Nut, M5-8 Hex Zinc	F81030-1	4	
23	Manifold, 1.2" W/Filter	P22683	1	
24	Fitting, 1/2" NPT - 3/8" Barb Elbow	P12707	2	
25	Bolt, 1/4-20 x 1/2" Hex Head Zinc Grade 2	F05005-15	2	
26	Washer, Z6.1 Split Lock Zinc	F81053-3	2	
27	Solenoid, 200A 12V SPST Hyd. Pump 1997	015470	2	
28	Bolt, M6X20-8.8-B, Hex Head Full Thread Zinc	F81001-2	4	
29	Washer, 6.4 Flat Zinc	F81053-1	8	
30	Nut, M6-8-B Hex Nylon Zinc Lock	F81031-2	2	
31	Fitting, 3/8NPT-1/4NPT Reducer	015490	1	
32	Guard, 10-Section Valve Rubber	091739	1	
33	Screw, #10-24x1/2 Self-Tapping	F05015-7	8	
34	Bolt, M5x12-5.8 Hex Head Full Thread Zinc	F81000-5	4	
35	Washer, 5.5 Special Flat Zinc-Plated	F81052-3	8	
36	Fitting, 1/4 NPT x 1/4 JIC Male Run Tee	015486	1	
37	Fitting, 1/4NPTx1/4JIC Male	P09143	1	
38	Fitting, 3/8 JIC - 1/4 NPT 90L	015491	2	
39	Fitting, 3/8" O-Ring - 1/4" JIC	P26284	7	
40	Plate, 10-Section Valve Painted	091826-1	1	
41	Nut, M6-8-B Hex Nylon Zinc Lock	F81031-2	2	
42	Valve, HDS11/10 8-Section Hydraulic	091344	1	
43	Bolt, M10x20-5.8 Hex Head Full Thread Zinc	F81003-1	2	
44	Fitting, #6 SAE Male - 1/4" NPT Female	014686	2	
45	Fitting, 1/4NPT Branch Tee	015486	1	
46	Plug, 1/4" NPT Blank	096221	1	
47	Fitting, 1/4" NPT x 3/8" Hose Barb	014685	1	
48	Fitting, 3/8" O-Ring - 3/8" JIC	014687	5	
49	Fitting, #4 SAE - #6 SAE 45° Elbow	015488	7	
50	Fitting, #6 SAE 45° Elbow	015489	1	

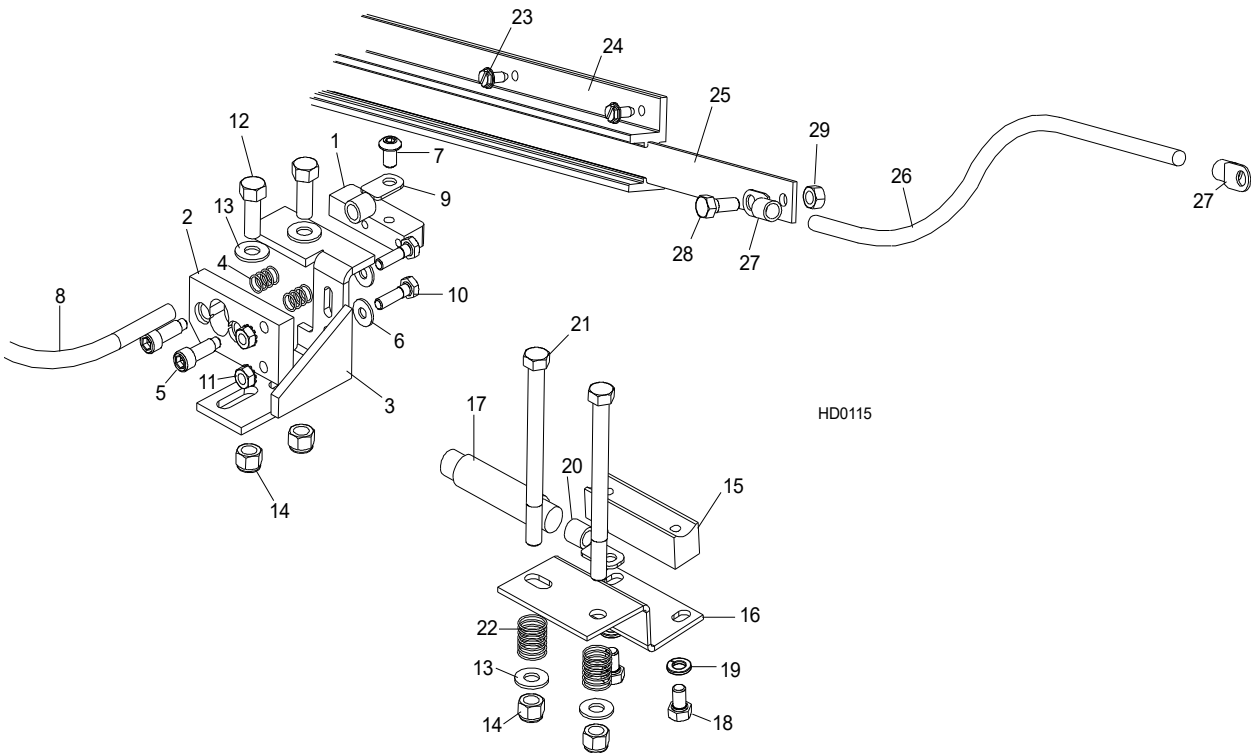
9.47 Loader-Arm Rail - "L" Frame

584656_001
 584656



REF	DESCRIPTION (u indicates parts available in assemblies only)	PART #	QTY	
-	RAIL, LOADER-ARM "L" FRAME	584656	1	
1	TUBE, "L" FRAME 2+1 LOADER CONNECTION BRACKET	568390-1	1	
2	BRACKET, CONNECTION LOADER	584650-1	2	
3	WASHER, 13 FLAT ZINC	F81056-1	4	
4	BOLT, M12X20-8.8 HEX HEAD FULL THREAD ZI	F81004-67	4	
5	WASHER, 10.5 FLAT ZINC	F81055-1	4	
6	NUT, M10 WING	F81033-8	2	
7	BOLT, M10X95-8.8-B HEX HEAD ZINC	F81003-71	2	

9.48 Hydraulic Power Supply Strip



REF.	DESCRIPTION (◆ indicates parts available in assemblies only)	PART #	QTY	
	CONTACT KIT, HYDRAULIC 6' POWER SUPPLY	A12042-N	1	
	CONTACT HARDWARE KIT	A10073-N	1	◆
	CONTACT ASSEMBLY, HYDRAULIC POWER SUPPLY (POSITIVE)	085968	1	
1	BUTTON, HOT CONTACT 1997	015253	1	
2	PLATE, 1/2 NYLON INSULATOR CONTACT	S10072	1	
3	BRACKET, POSITIVE CONTACT MOUNTING	086380-1	1	
4	SPRING, .42X.59X.042 COMPRESSION	P10077	2	
5	BOLT, 5/16X3/4 SHOULDER 1/4-20 THREAD	F05006-44	2	
6	WASHER, 7.4 FLAT ZINC	F81056-11	2	
7	BOLT, 5/16-18X1/2 SOCKET BUTTON HEAD	F05006-20	1	
	CABLE ASSY, HYDRAULIC POSITIVE CONTACT	015885	1	
8	CABLE, #1 WELD	R01948	0.75m	◆
9	TERMINAL, 35 RING #2 GAUGE	F81066-3	2	
10	BOLT, 1/4-20 X 1" HEX HEAD ZINC GRADE 2	F05005-38	2	
11	NUT, 1/4-20 SELF-LOCKING HEX ZINC	F05010-9	2	
12	BOLT, 3/8-16X1 HEX HEAD GRADE 5	F05007-87	2	
13	WASHER, 10.5 FLAT ZINC	F81055-1	4	
14	NUT, 3/8-16 HEX NYLON LOCK	F05010-10	4	
	CONTACT ASSEMBLY, HYDRAULIC POWER SUPPLY (GROUND)	A10066	1	
15	BLOCK, EXTEN. HYD. GROUND CONTACT	015264	1	
16	BRACKET, GROUND CONTACT MOUNTING	015265	1	
17	CABLE, #1 WELD	R01948	.63m	◆
18	BOLT, 5/16-18 X 1/2" HEX HEAD ZINC GRADE 5	F05006-15	2	
19	WASHER, 8.2 SPLIT LOCK ZINC	F81054-4	2	

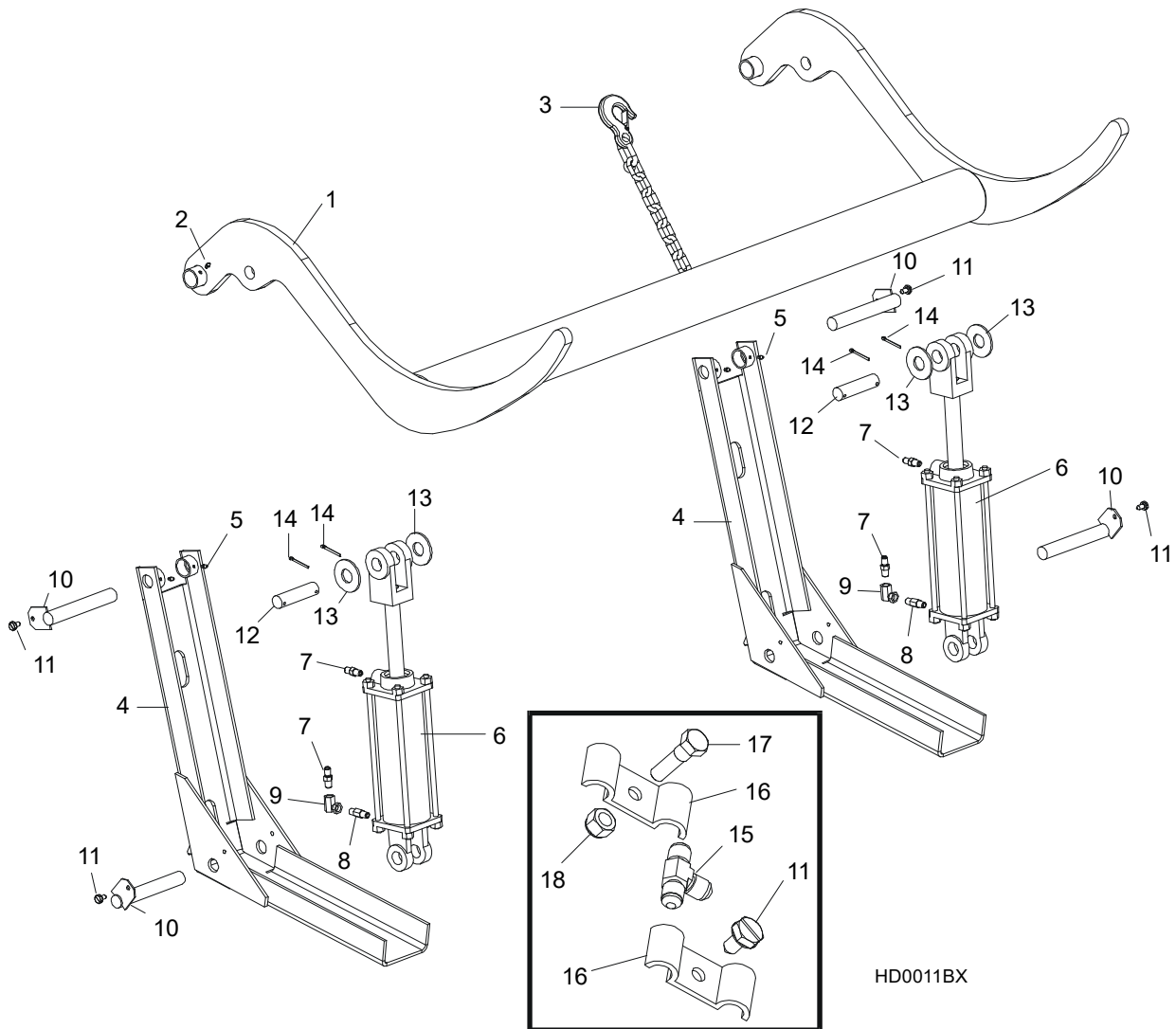


HYDRAULIC SYSTEM

Hydraulic Power Supply Strip

20	TERMINAL, 35 RING #2 GAUGE	F81066-3	1	
21	BOLT, 3/8-16 X 4 1/2" HEX HEAD ZINC GRADE 2	F05007-35	2	
22	SPRING, .715X1.53X.068DIA SS COMPRESSION	P04282	2	
23	SCREW, 1/4-20 X 1/2" SELF-TAPPING	F05015-1	14	
	Strip Assembly, 6' Hydraulic Power Supply w/3 ft. Cable	A11977	1	
	Strip Assembly, 6' Hydraulic Power Supply w/2 3ft. Cables	015564	1	
24	HOUSING, 6' CONTACT STRIP	P11976	1	
	Strip, 6' Contact With Cable	A12043-N	1	
	Strip, 6' Contact With 2/Cables	015886	1	
25	STRIP, 6' CONTACT	S10075	1	◆
26	CABLE, H05V-K 1X1MM2 BK BLACK	R80583-21		◆
27	TERMINAL, 35 RING #2 GAUGE	F81066-3	42	
28	SCREW, 5/16-18X3/4 BLACK NYLON HHC	F05006-45	1	
29	NUT, 5/16-18 BLACK NYLON HEX	F05010-86	1	
	TUBE, 5/8" HEAT SHRINK	R01950-5	.03 m	◆
	GROMMET, HEYCO WIRE	P04137	1	

9.49 Hydraulic Log Loader



HD0011BX

REF	DESCRIPTION (◆ Indicates Parts Available In Assemblies Only)	PART #	QTY.
	LOADER KIT, HYDRAULIC LOG	086534	1
1	Arm, Hydraulic Log Loading	086535-1 ¹	1
2	Fitting, 3/16" Grease	P04107	2
3	Chain, Hydraulic Log Loader Safety	A04376	1
4	Channel, Hydraulic Log Loading Foot	W09444	2
5	Fitting, 3/16" Grease	P04107	2
	Cylinder Assembly, Hydraulic Log Loading Arm	A09284 ²	2 ◆
	Cylinder Assembly, Super Hydraulic Log Loading Arm	015562 ³	2 ◆
6	Cylinder hydr.CJ-S95-16-70/32/203	088680	1
	Seal Kit, 8" x 3" Hydraulic Cylinder	P12956	1
7	Fitting, C5205x4x4 Male Connector	P09143	2
8	Fitting, 1/4 NPT - 3/8" JIC Straight	015560	2
	Fitting Kit, 1/4NPT 4.0GPM Velocity Fuse	015832	1



HYDRAULIC SYSTEM

Hydraulic Log Loader

9	Fitting, 1/4NPT 4.0GPM Velocity Fuse	015750 ⁴	2	◆
	Instruction Sheet, Velocity Fuse Replacement	015832-255	1	
10	Fitting, 0455x4x4 90° Swivel Elbow	P12199	1	
11	Pin, Loading Arm Mount	W09446-1	4	
12	Screw, 5/16-18 X 3/4" Self Tapping	F05015-30	8	
13	Pin, Loading Arm Cylinder Mount	086979-1	2	
14	Washer, 28 Flat	F81061-1	4	
15	Pin, 3/16" X 1 1/2" Cotter	F05012-23	4	
16	Fitting, C5705x5x4 Union 'T'	P09145	2	
17	Fitting, 3/8" JIC Union 'T'	015485	1	
18	Clamp, 1/4" Hydraulic Hose	S09245	6	
19	Clamp, 3/8" Hydraulic Hose	016041 ⁵	6	
20	Bolt, 5/16-18 X 1" Hex Head Grade 2	F05006-1	2	
21	Nut, 5/16-18 Hex Nylon Lock	F05010-58	2	

¹ Replaces Arm, Hydraulic Log Loading W11805.

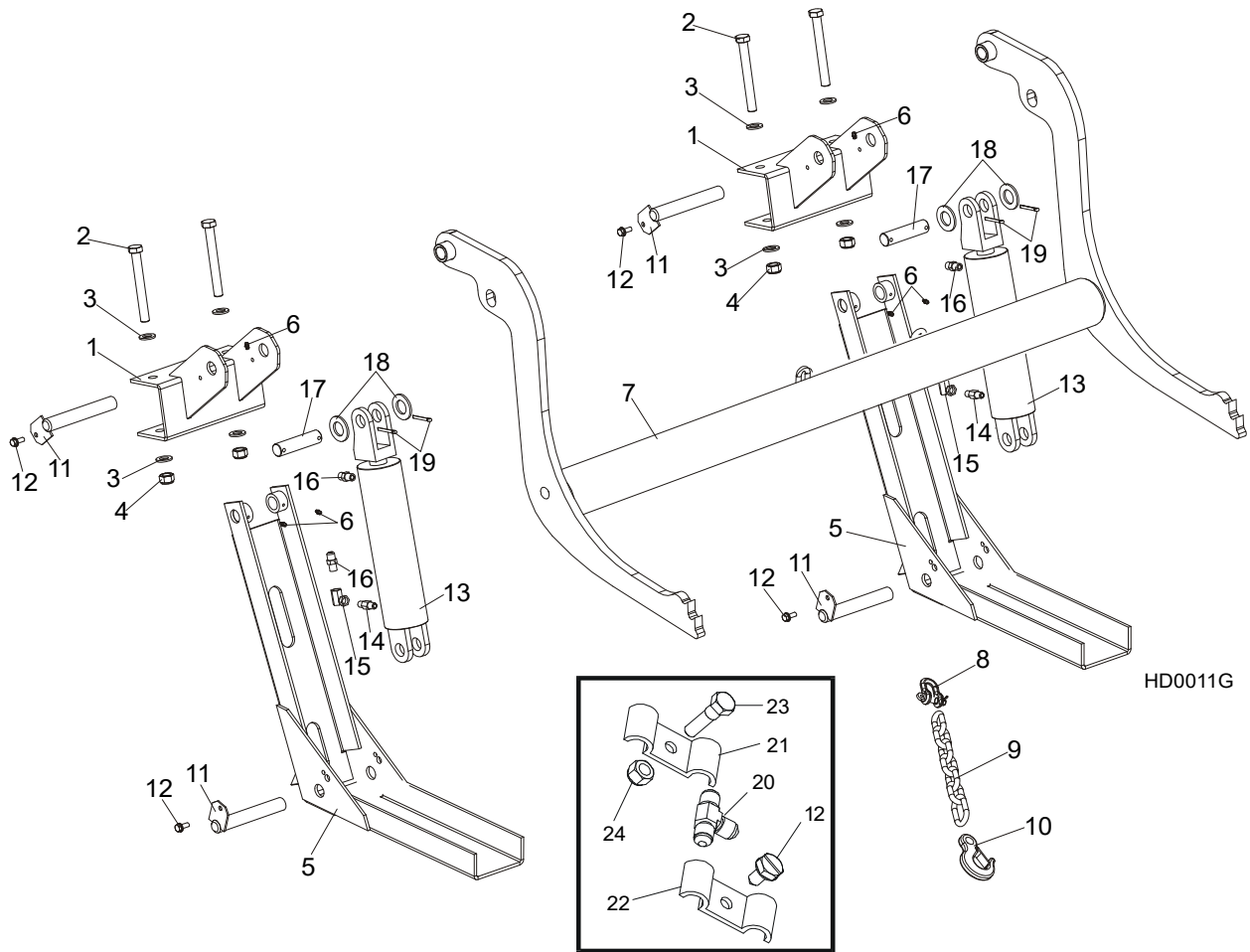
² Cylinder assembly no longer available for service. Sell cylinder w/o fittings P12847 to insure compatibility of velocity fuses.

³ Cylinder assembly no longer available for service. Sell cylinder w/o fittings P12847 to insure compatibility of velocity fuses.

⁴ Replaces 3.0GPM velocity fuse P11566 on rev. B1.00 and later mills.

⁵ Replaces S09245 originally supplied prior to Rev. C2.01.

9.50 Hydraulic Log Loader



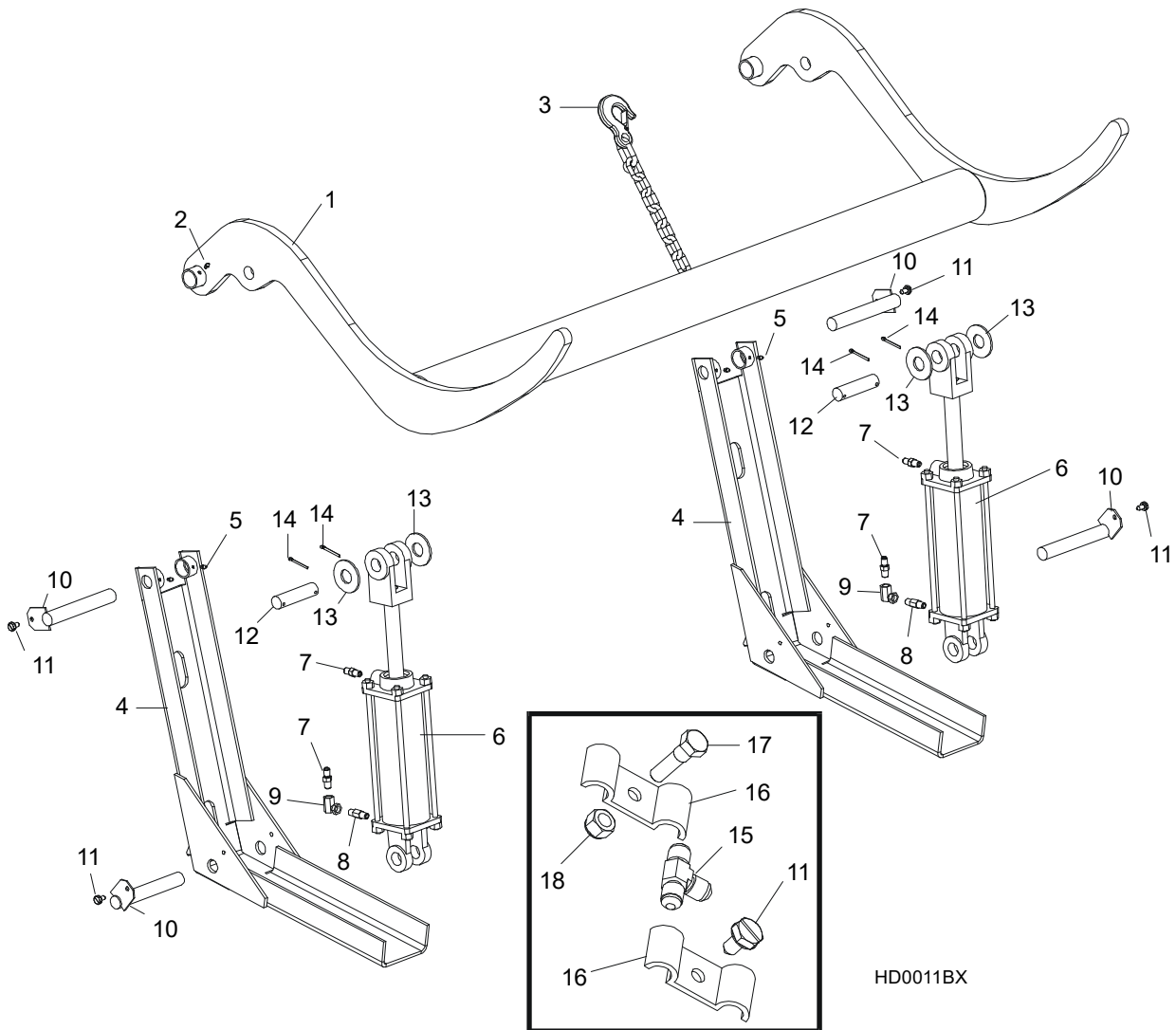
REF.	DESCRIPTION (◆ indicates parts available in assemblies only)	PART #	QTY
	LOADER KIT, HYDRAULIC LOG, S/M FRAME	092863	1
1	BRACKET, LOG LOADER, FRAME S/M/SUPER	500747-70	1
2	BOLT, M16X140-8.8 HEX HEAD ZINC	F81006-4	4
3	WASHER, 17 FLAT ZINC	F81058-1	8
4	NUT, M16-8 HEX NYLON ZINC LOCK	F81036-2	4
	COMPLETE LOG LOADER FOOT, 9.5 M FRAME	090049	2
5	FOOT WELDMENT, LOG LOADER (9.5 M FRAME)	090048-1	2
6	FITTING, 3/16X3/16 STRAIGHT GREASE	P04107	6
	ARM, HYDRAULIC LOG LOADING COMPLETE	090044	1
7			
8	LOG LOADER WELDMENT, 9.5 M FRAME	090006-1	1
9	SHACKLE, M-D .63	086540	1
10	CHAIN, HYDRAULIC LOG LOADER SAFETY	090007-1	1
11	HOOK, 5/8 SAFTEY CHAIN	P12075	1
12	PIN WELDMENT, LOADER	099127-1	4
13	BOLT, 5/16-18 X 3/4 SELF-TAPPING	F05015-30	4
	CYLINDER ASSY, LOG LOADING SUPER	015562	2
14	CYLINDER, CJ-S95-16-70/32/203 HYDRAULIC	088680	2

	GASKET, WM 70/32H178AU(088589)(088680)	589503-S	1	
15	FITTING, 1/4NPT VELOCITY FUSE 5.0GPM	015750	2	
16	FITTING, 1/4NPT-1/4JIC SWIVEL ELBOW	P12199	2	
17	FITTING, 3/8JIC-1/4NPT STRAIGHT	015560	4	
18	PIN, HYDRAULIC CYLINDER ZINC-PLATED	086979-1	2	
19	PIN, HYDRAULIC CYLINDER ZINC-PLATED	086979-1 ¹	2	
20	WASHER, 28 FLAT ZINC	F81061-1	4	
21	PIN, S-ZN 5X40 COTTER	F81043-31	2	
22	NUT, M16-8 HEX NYLON ZINC LOCK	F81036-2	4	
23	FITTING, 3/8JIC TEE	015487	1	
24	PLATE, 1/4 HOSE CLAMP PTD	S09245	6	
25	CLAMP, 3/8 HOSE	016041 ²	2	
26	BOLT, 5/16-18X1 HEX HEAD ZINC GRADE 2	F05006-1	1	
27	NUT, 5/16-18 NYLON ZINC LOCK	F05010-58	1	

¹ Zastępuje część S09251 Sworzeń cylindra Hydrauliki.

² Zastępuje S09245 dostarczane z trakami poprzedzającymi Rev. C2.01.

9.51 Hydraulic Log Loader



REF	DESCRIPTION (◆ Indicates Parts Available In Assemblies Only)	PART #	QTY.	
	LOADER KIT, HYDRAULIC LOG	086534	1	
1	Arm, Hydraulic Log Loading	086535-1 ¹	1	
2	Fitting, 3/16" Grease	P04107	2	
3	Chain, Hydraulic Log Loader Safety	A04376	1	
4	Channel, Hydraulic Log Loading Foot	W09444	2	
5	Fitting, 3/16" Grease	P04107	2	
	Cylinder Assembly, Hydraulic Log Loading Arm	A09284 ²	2	◆
	Cylinder Assembly, Super Hydraulic Log Loading Arm	015562 ³	2	◆
6	Cylinder hydr.CJ-S95-16-70/32/203	088680	1	
	Seal Kit, 8" x 3" Hydraulic Cylinder	P12956	1	
7	Fitting, C5205x4x4 Male Connector	P09143	2	
8	Fitting, 1/4 NPT - 3/8" JIC Straight	015560	2	
9	Fitting Kit, 1/4NPT 4.0GPM Velocity Fuse	015832	1	



HYDRAULIC SYSTEM

Hydraulic Log Loader

10	Fitting, 1/4NPT 4.0GPM Velocity Fuse	015750 ⁴	2	◆
	Instruction Sheet, Velocity Fuse Replacement	015832-255	1	
11	Fitting, 0455x4x4 90° Swivel Elbow	P12199	1	
12	Pin, Loading Arm Mount	W09446-1	4	
13	Screw, 5/16-18 X 3/4" Self Tapping	F05015-30	8	
14	Pin, Loading Arm Cylinder Mount	086979-1	2	
15	Washer, 28 Flat	F81061-1	4	
16	Pin, 3/16" X 1 1/2" Cotter	F05012-23	4	
17	Fitting, C5705x5x4 Union 'T'	P09145	2	
18	Fitting, 3/8" JIC Union 'T'	015485	1	
19	Clamp, 1/4" Hydraulic Hose	S09245	6	
20	Clamp, 3/8" Hydraulic Hose	016041 ⁵	6	
21	Bolt, 5/16-18 X 1" Hex Head Grade 2	F05006-1	2	
22	Nut, 5/16-18 Hex Nylon Lock	F05010-58	2	

¹ Replaces Arm, Hydraulic Log Loading W11805.

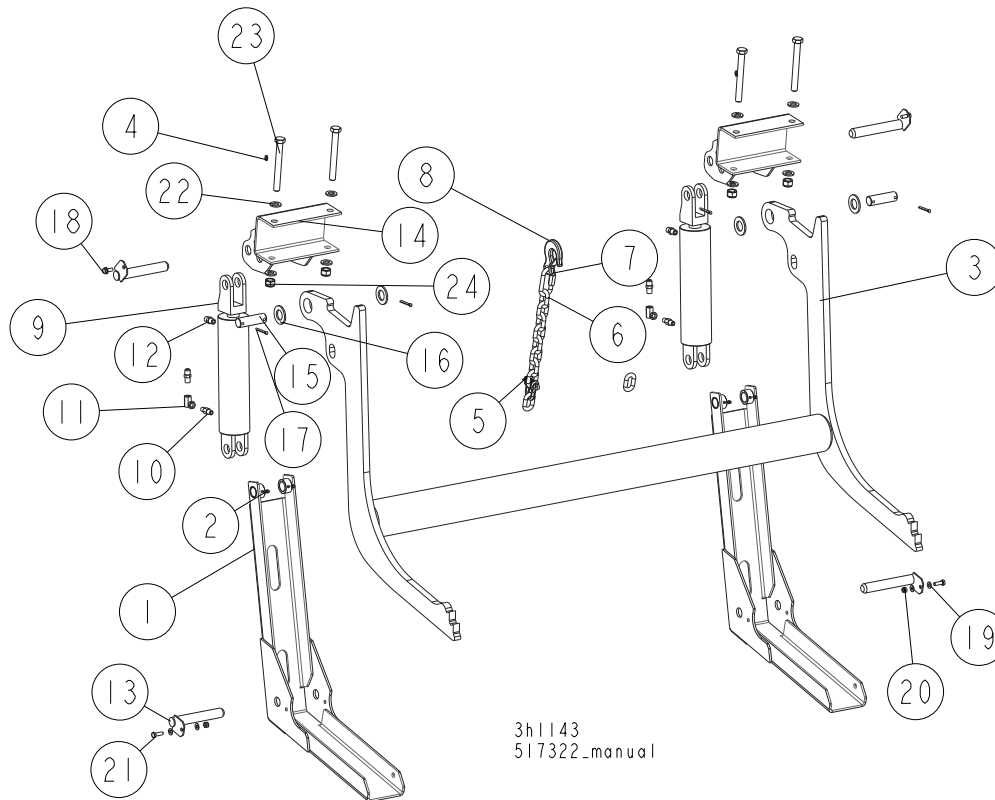
² Cylinder assembly no longer available for service. Sell cylinder w/o fittings P12847 to insure compatibility of velocity fuses.

³ Cylinder assembly no longer available for service. Sell cylinder w/o fittings P12847 to insure compatibility of velocity fuses.

⁴ Replaces 3.0GPM velocity fuse P11566 on rev. B1.00 and later mills.

⁵ Replaces S09245 originally supplied prior to Rev. C2.01.

9.52 Hydraulic Log Loader, Extended for "S", "M" and "M Super" Frames with 2.5 t. and 2.6 t. Trailer



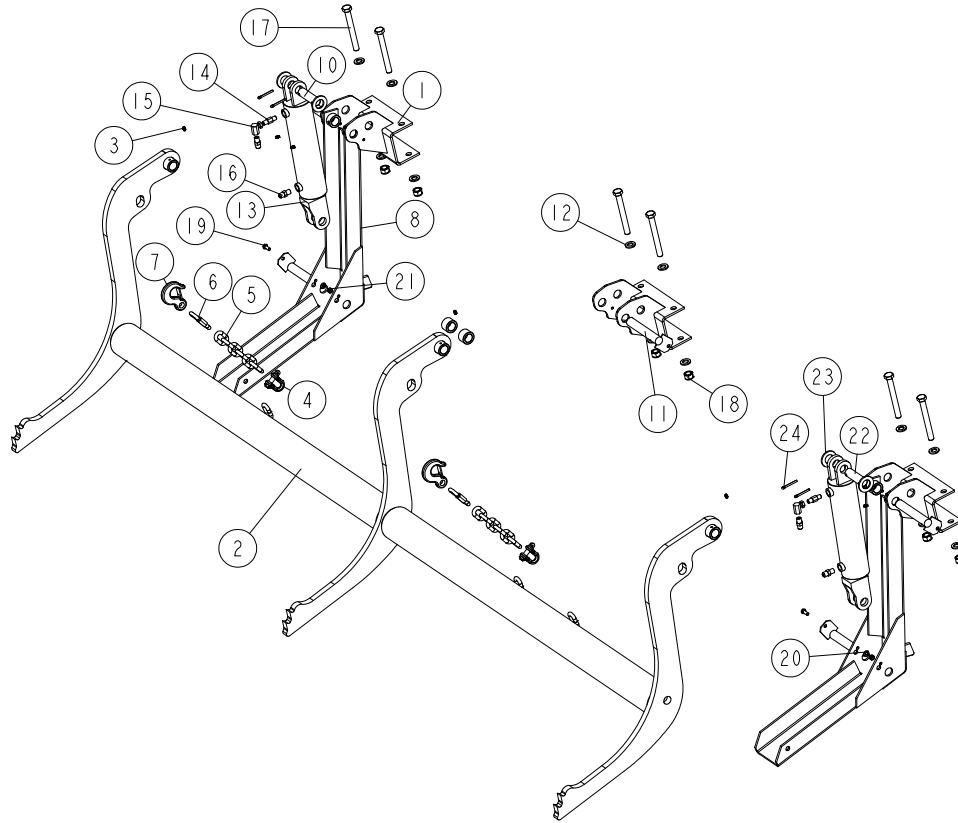
REF.	DESCRIPTION (◆ indicates parts available in assemblies only)	PART #	QTY
	LOG LOADER, "M" "S" SUPER FRAME, EXTENDED	517322	1
	LOG LOADER, EXTENDED, COMPLETE	517326	2
1	LOG LOADER, EXTENDED	517323-1	1
2	FITTING, 3/16X3/16 STRAIGHT GREASE	P04107	2
	LOG LOADER, EXTENDED, COMPLETE	517327	1
3	LOG LOADER, EXTENDED	517329-1	1
4	FITTING, 3/16X3/16 STRAIGHT GREASE	P04107	2
5	SHACKLE, M-D .63	086540	1
	CHAIN, TRANSPORT, EXTENDED LOG LOADER, COMPLETE	517332	1
6	CHAIN, LINKS N-10X35 - 8 LINKS	517333-1	1
7	CARABINER 10	100767	1
8	HOOK, 5/8 SAFTEY CHAIN	P12075	1
	CYLINDER ASSY, LOG LOADING SUPER	015562	2
9	CYLINDER, CJ-S95-16-70/32/203 HYDRAULIC	088680	1
	GASKET, WM 70/32H178AU(088589)(088680)	589503-S	1
10	FITTING, 1/4NPT VELOCITY FUSE 5.0GPM	015750	1
11	FITTING, 1/4NPT-1/4JIC SWIVEL ELBOW	P12199	1
12	FITTING, 3/8JIC-1/4NPT STRAIGHT	015560	2
13	PIN WELDMENT, LOADER	099127-1	4

9 HYDRAULIC SYSTEM
Hydraulic Log Loader, Extended for "S", "M" and "M Super" Frames with 2.5 t. and 2.6 t. Trailer

REF.	DESCRIPTION (◆ indicates parts available in assemblies only)	PART #	QTY
14	BRACKET, LOG LOADER, FRAME S/M/SUPER	500747-70	2
15	PIN, HYDRAULIC CYLINDER ZINC-PLATED	086979-1	2
16	WASHER, 28	F81061-1	4
17	PIN, S-ZN 5X40 COTTER	F81043-31	4
18	BOLT, 5/16-18 X 3/4 SELF-TAPPING	F05015-30	2
19	WASHER, 8.4 FLAT ZINC	F81054-1	4
20	NUT, M8-8-B HEX NYLON ZINC LOCK	F81032-2	2
21	BOLT, M8X25-8.8-B HEX HEAD FULL THREAD ZINC	F81002-5	2
22	WASHER, 17 FLAT ZINC	F81058-1	8
23	BOLT, M16X140-8.8 HEX HEAD ZINC	F81006-4	4
24	NUT, M16-8 HEX NYLON ZINC LOCK	F81036-2	4

9.53 Log Loader, 3-Arm, L-Frame

527060_001_A
527060_MANUAL



REF.	DESCRIPTION (◆ indicates parts available in assemblies only)	PART #	QTY
-	LOG LOADER, 3-ARM L-FRAME	527060	1
1	BRACKET, LOG LOADER ("M" SUPER FRAME)	500747-1	3
-	LOG LOADER, FRAME 9,5M - COMPLETE	527059	1
2	LOG LOADER, WLDMT/PTD.	527058-1	1
3	FITTING, 3/16X3/16 STRAIGHT GREASE	P04107	3
4	SHACKLE, M-D .63	086540	2
-	CHAIN, HYDRAULIC LOG LOADER SAFETY	A04376	2
5	CHAIN, N-10X35 - 6-LINK	100951-1	1
6	CARABINER 10	100767	1
7	HOOK, 5/8 SAFTEY CHAIN	P12075	1
-	COMPLETE LOG LOADER FOOT, 9.5 M FRAME	090049	2
8	FOOT WELDMENT, LOG LOADER (9.5 M FRAME)	090048-1	1
9	FITTING, 3/16X3/16 STRAIGHT GREASE	P04107	2
10	PIN WELDMENT, LOADER	099127-1	5
11	BOLT, 5/16-18 X 3/4 SELF-TAPPING	F05015-30	3
12	WASHER, 17 FLAT ZINC	F81058-1	12
-	CYLINDER ASSY, LOG LOADING SUPER	015562	2
13	CYLINDER, CJ-S95-16-70/32/203 HYDRAULIC	088680	1
14	FITTING, 1/4NPT VELOCITY FUSE 5.0GPM	015750	1
15	FITTING, 1/4NPT-1/4JIC SWIVEL ELBOW	P12199	1

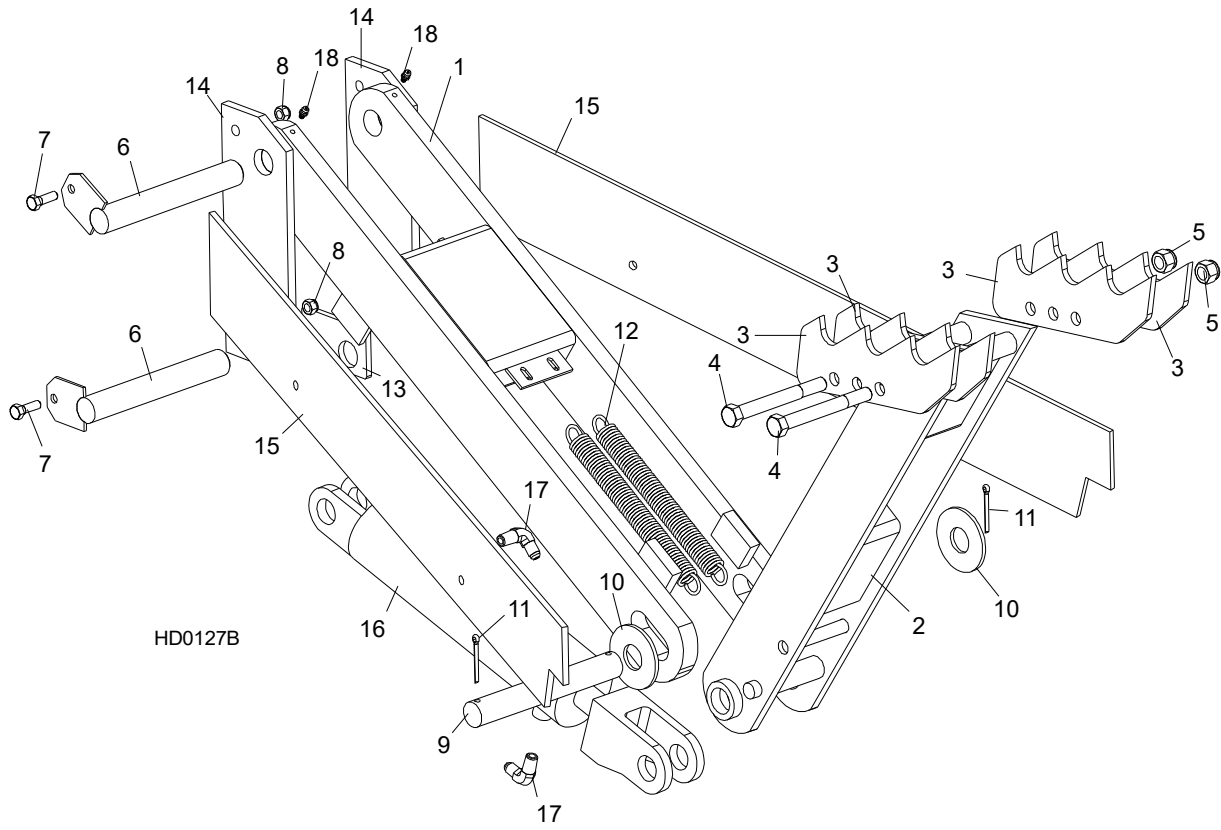


HYDRAULIC SYSTEM

Log Loader, 3-Arm, L-Frame

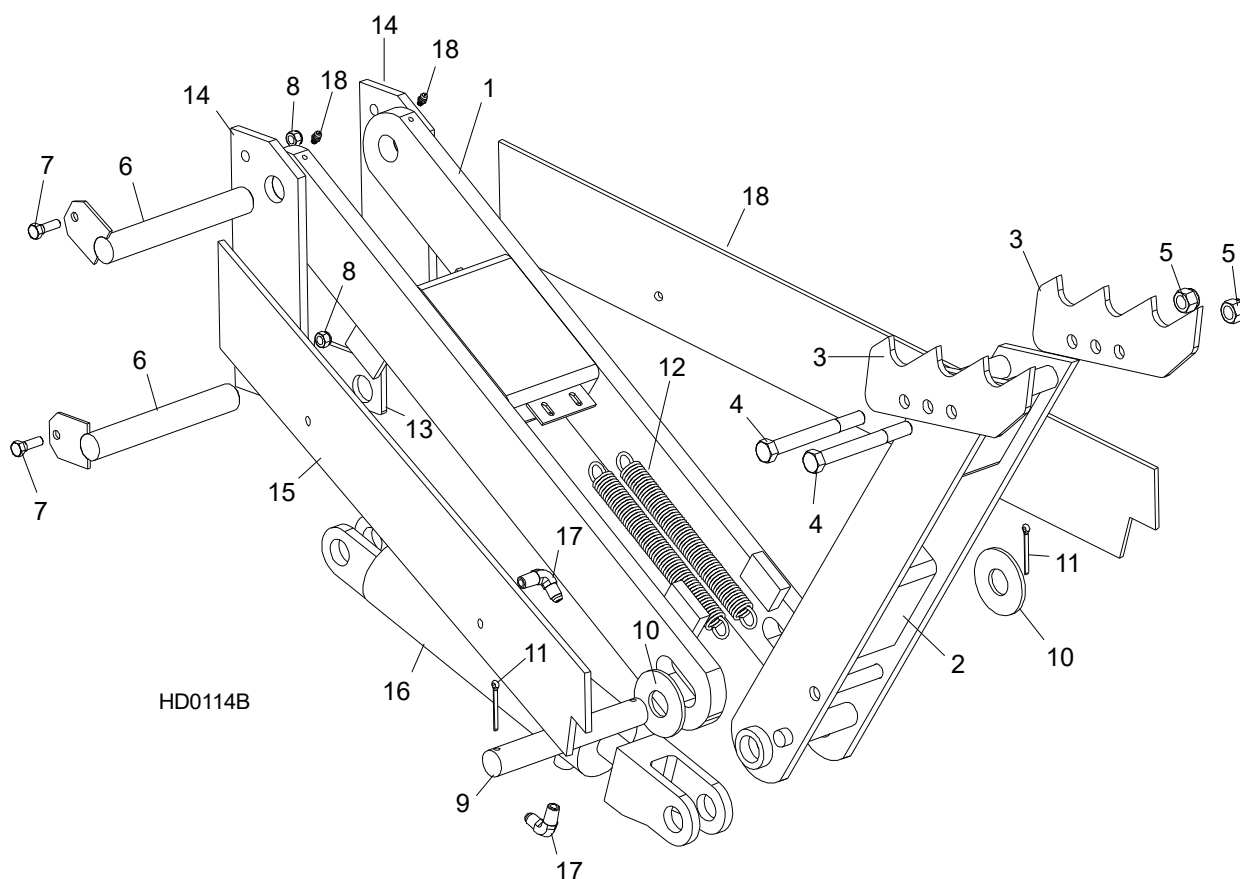
REF.	DESCRIPTION (◆ indicates parts available in assemblies only)	PART #	QTY	
16	FITTING, 3/8JIC-1/4NPT STRAIGHT	015560	2	
17	BOLT, M16X140-8.8 HEX HEAD ZINC	F81006-4	6	
18	NUT, M16-8 HEX NYLON ZINC LOCK	F81036-2	6	
19	BOLT, M8X20-8.8-B HEX HEAD FULL THREAD ZINC	F81002-4	2	
20	WASHER, 8.4 FLAT ZINC	F81054-1	2	
21	NUT, M8-8-B HEX NYLON ZINC LOCK	F81032-2	2	
22	PIN, HYDRAULIC CYLINDER ZINC-PLATED	086979-1	2	
23	WASHER, 28 FLAT ZINC	F81061-1	4	
24	PIN, S-ZN 5X40 COTTER	F81043-31	4	
25	BUSHING, 25.8/38-26	557134-1	2	

9.54 Hydraulic Log Turner



9 HYDRAULIC SYSTEM

Hydraulic Log Turner



HD0114B

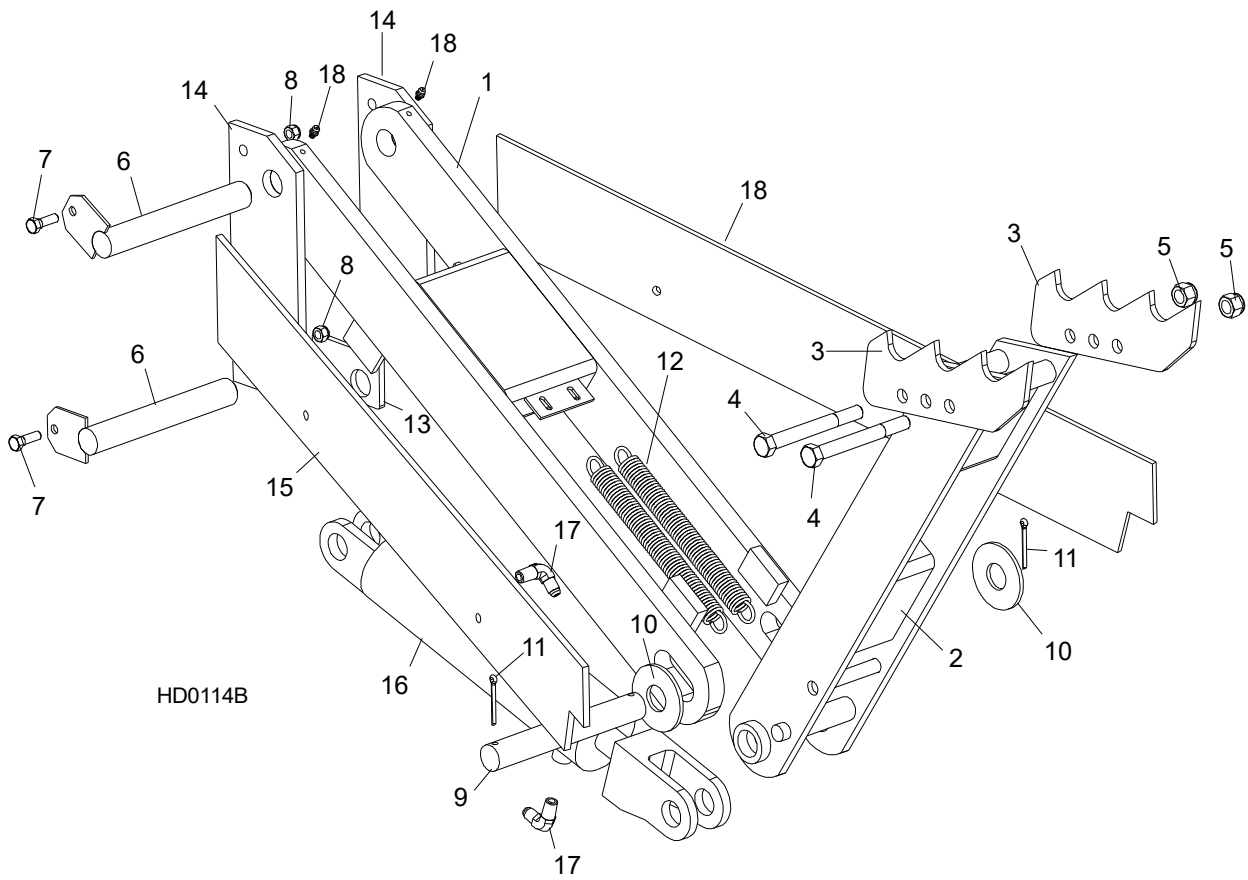
REF	DESCRIPTION (◆ Indicates Parts Available In Assemblies Only)	PART #	QTY.
1	ARM, HYDRAULIC LOG TURNER LINK	015231	1
2	ARM, HYDRAULIC LOG TURNER PAINTED	015233	1
3	CLAW, HYDRAULIC LOG TURNER	014675	
4	BOLT, M12 X 25-8.8 HEX HEAD	F81004-34	2
5	NUT, M12-8 HEX LOCK	F81034-2	2
6	PIN, LOG TURNER STOP	S09211 ¹	1
7	SPACER, LOG TURNER STOP PIN	S09913 ²	2
8	COLLAR, 5/8" I.D. WITH SET SCREW	P05035 ²	1
9	PIN, LOG TURNER MOUNT	015085-1	2
10	BOLT, 5/16-18 X 1" HEX HEAD GRADE 2	F05006-1	2
11	NUT, 5/16-18 HEX LOCK	F05010-6	2
12	PIN, LOG TURNER PIVOT	S09246	1
13	WASHER, 28 FLAT	F81061-1	2
14	PIN, 3/16" X 1 1/2" COTTER	F05012-23	2
15	SPRING, HYDRAULIC LOG TURNER	015718	2
16	PLATE, LOG TURNER CYLINDER MOUNT	S09155	1
17	PLATE, LOG TURNER MOUNT	085884	2
18	Plate, Log Turner Brace	S09605-0	2
	CYLINDER ASSEMBLY, HYDRAULIC LOG TURNER	A09286	1
	CYLINDER ASSEMBLY, SUPER HYDRAULIC LOG TURNER	015563	1
19	Cylinder hydr.CJ-S305-16-63/28/203	088679	1
	Seal Kit, 8" x 2 1/2" Hydraulic Cylinder	P12955	1

20	Fitting, 90° Male Elbow	P09142	2	
21	Fitting, 1/4" NPT - 3/8 JIC Elbow	015491	2	
22	FITTING, 3/16" GREASE	P04107	2	
	BUMPER ASSEMBLY, Turner	N/A ²	1	
23	Stop Weldment, Painted	W09293 ¹	1	
24	Bushing, .68 x 2.25 x 1.75 Rubber	P12165 ¹	1	
25	Bracket, Turner Bumper	015080 ¹	1	
26	Pin, 1/8" x 1" Cotter	F05012-1 ¹	1	
27	Bolt, 1/2-13 x 5" Hex Head Cap Grade 5	F05008-66 ¹	2	
28	Nut, 1/2-13 Nylon Hex Lock	F05010-8 ¹	2	

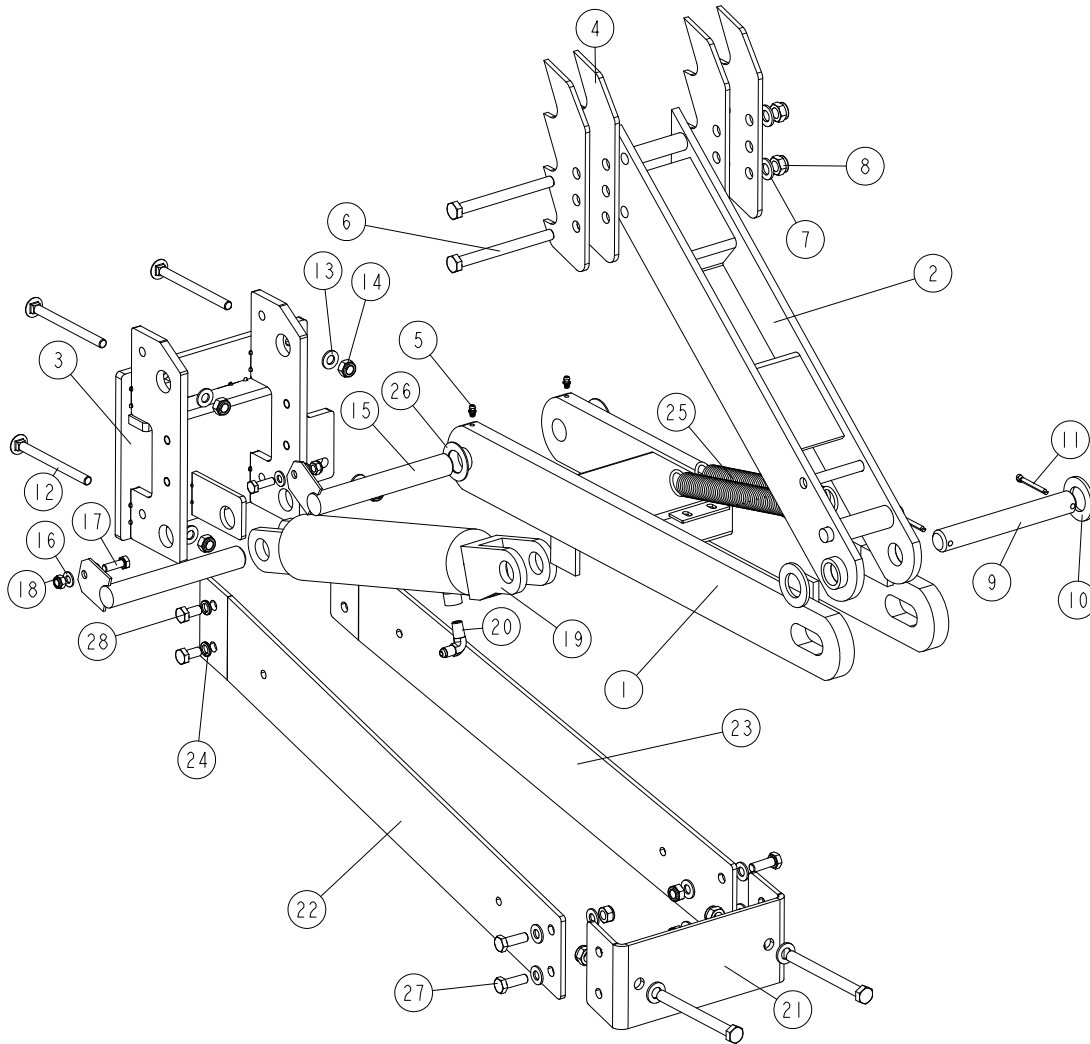
¹ Parts not required if turner arm 015233 replaced after 5/97. New arm includes welded stop pin.

² Applies to LT30HD/40HD Super mills revision B1.00 - B2.00 only.

9.55 Hydraulic Log Turner



088711_001
088711_MANUAL



REF	DESCRIPTION (◆ indicates parts available in assemblies only)	PART #	QTY
-	hydraulic log turner option (s/m type frame)	088711	1
1	Arm, Hydraulic Log Turner Link	088060-1	1
2	Arm, Hydraulic Log Turner Painted	088067-1	1
3	Bracket, Hydraulic Log Turner (s/m type frame)	528364-1	1
4	Claw, Hydraulic Log Turner	088082-1	4
5	FITTING, 3/16X3/16 STRAIGHT GREASE	P04107	2
6	BOLT, M12X130-8.8-HEX HEAD ZINC	F81004-36	4
7	WASHER, 13 FLAT ZINC	F81056-1	6
8	NUT, M12 8 HEX NYLON ZINC LOCK	F81034-2	4
9	Pin, 25 X 180	088664-1	1
10	WASHER, 28 FLAT ZINC	F81061-1	2
11	PIN, S-ZN 5X40 COTTER	F81043-31	2
12	BOLT, M10X125 CARRIAGE	F81003-34	4
13	WASHER, 10.5 FLAT ZINC	F81055-1	12
14	NUT, M10-8-B HEX NYLON ZINC LOCK	F81033-1	8



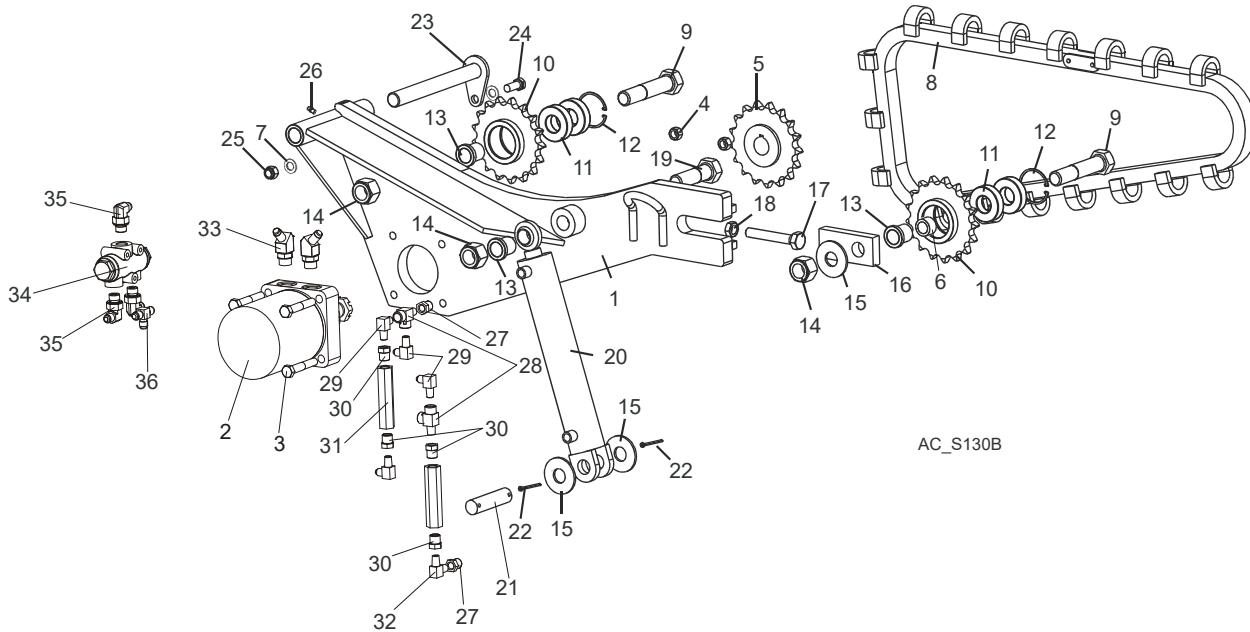
HYDRAULIC SYSTEM

Hydraulic Log Turner

REF	DESCRIPTION (◆ indicates parts available in assemblies only)	PART #	QTY	
15	Pin, Log Turner Mount	088667-1	2	
16	Washer, 8.4 Flat Zinc	F81054-1	4	
17	BOLT, M8x25-8.8-B HEX HEAD FULL THREAD ZINC	F81002-5	2	
18	NUT, M8-8-B HEX NYLON ZINC LOCK	F81032-2	2	
-	Cylinder Assy, Log Turner Super	015563	1	
19	Cylinder, CJ-S305-16-63/28/203 Hydraulic	088679	1	
20	Fitting, 1/4NPTx1/4JIC Male Elbow	P09142	2	
21	Bracket, Hydraulic Log Turner Front	091046-1	1	
22	Plate, Hydraulic Log Turner Left	091048-1	1	
23	Plate, Hydraulic Log Turner Right	091049-1	1	
24	WASHER, Z 10.2 SPLIT LOCK ZINC	F81055-2	4	
25	Spring, 1 1/16x8x.135 Dia.	015718	2	
26	Washer, GTM-2644-015	093359	2	
27	BOLT, DIN933-M10X30-8.8-A2E HEX HEAD	F81003-111	4	
28	BOLT, ISO 4017-M10X20-8.8-A2E HEX HEAD	F81003-53	4	

9.56 Hydraulic Log Turner (Super version)

Rev. A2.00+



REF	DESCRIPTION (◆ Indicates Parts Available In Assemblies Only)	PART #	QTY.
	TURNER ASSEMBLY, HYDRAULIC LOG	095660	1
1	Arm Weldment, Hydraulic Log Turner	095662-1	1
2	Motor, MB29-02-08-AABP Hydraulic	018741 ¹	1
3	Bolt, M12x75-8.8 -Fe/Zn5 PN-M/82101	F81004-21	4
4	Nut, M12-8-B Fe/Zn5 PN-M82144	F81034-1	4
5	Sprocket Weldment, Log Turner Drive	092339	1
6	Bushing	095643-1	1
7	Washer, 10,5 Fe/Zn5 PN-78/M-82005	F81055-1	2
8	Chain Weldment, Log Turner	093423	1
	Cog, Log Turner	093425	17
	Chain, #2080 Log Turner	093412	1
	Link, #2080H Master	093427	1
9	Bolt, M24x120-8.8 - PN-EN 24014	F81009-4	2
	Sprocket Assembly, Idler	092399	2
10	Sprocket Weldment, Idler	093290	1
11	Bearing, 6206 25 Idler	093292	2
12	Ring, 62W Inside Retaining	F81090-1	1
13	Spacer, Idler Sprocket	095663-1	3
14	Nut, M24-8-A-Fe/Zn5 PN-85/M-82175	F81039-8	3
15	Washer, 25x63 Flat Zinc	088585-1	3
16	Plate, Log Turner Chain Tensioner	095664-1	1
17	Bolt, M16x100-8.8-Fe/Zn5 PN-M/82105	F81006-2	1
18	Nut, M16-5.8 -Fe/Zn5 PN-M/82144	F81036-1	1
19	Bolt, M24x120 -8.8- PN-EN 24014	F81009-4	1
20	Cylinder, CJ-S389-16-50/2 Rod End Hydraulic	095665	1
21	Pin, Hydraulic Cylinder	086979-1	1

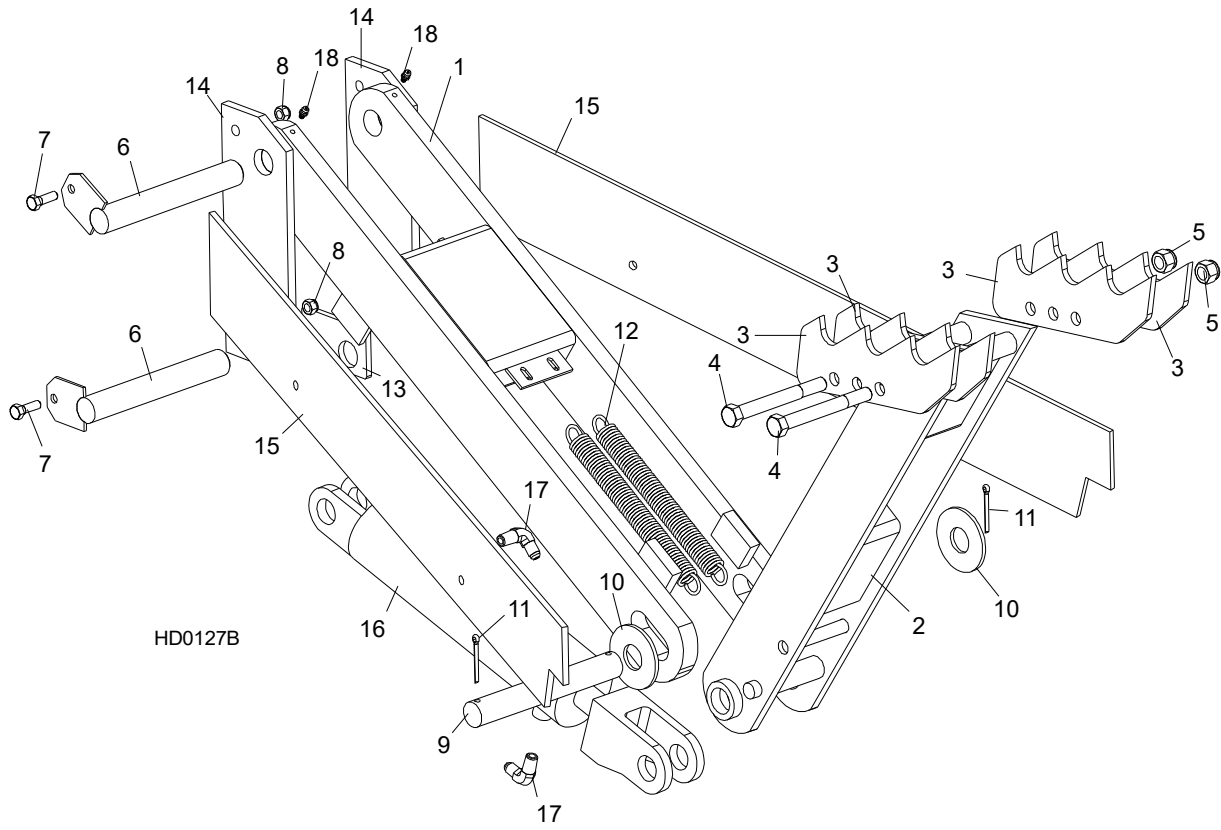
HYDRAULIC SYSTEM

Hydraulic Log Turner (Super version)

22	Pin, S-Zn 5x40 PN-M/82001 Cotter	F81043-31	2	
23	Pin Weldment, Log Turner Mount	095666-1	1	
24	Bolt, M10x35-8.8 Fe/Zn5 PN-M/82105	F81003-17	1	
25	Nut, M10-8-B -Fe/Zn PN-M82175	F81033-1	1	
26	Fitting, M6 TYP A PN-M/86002 Grease	086280	1	
	Hydraulic Cylinder Connection Parts	094383	1	
27	Fitting, 3/8NPT - 1/4NPT Reducer	015490	2	
28	Fitting, C3759X4 Male Run Tee	P09141	2	
29	Fitting, 3/8JIC-1/4NPT 90L	015491	4	
30	Fitting, 3/8NPT - 1/4NPT Reducer	015490	6	
31	Valve, Log Side Support Sequence	015484	2	
32	Fitting, 90° #C3529X4 Male Pipe Elbow	P09140	1	
33	Fitting, 3/8"	034538	2	
34	Divider, MTDA O8-016M 1/2 / 1/2 Oil Flow	088191	1	
35	Fitting, 90 18x1.5 9/16-18 JIC Elbow	089992	3	
36	Fitting, 3/8JIC Tee	015487	1	

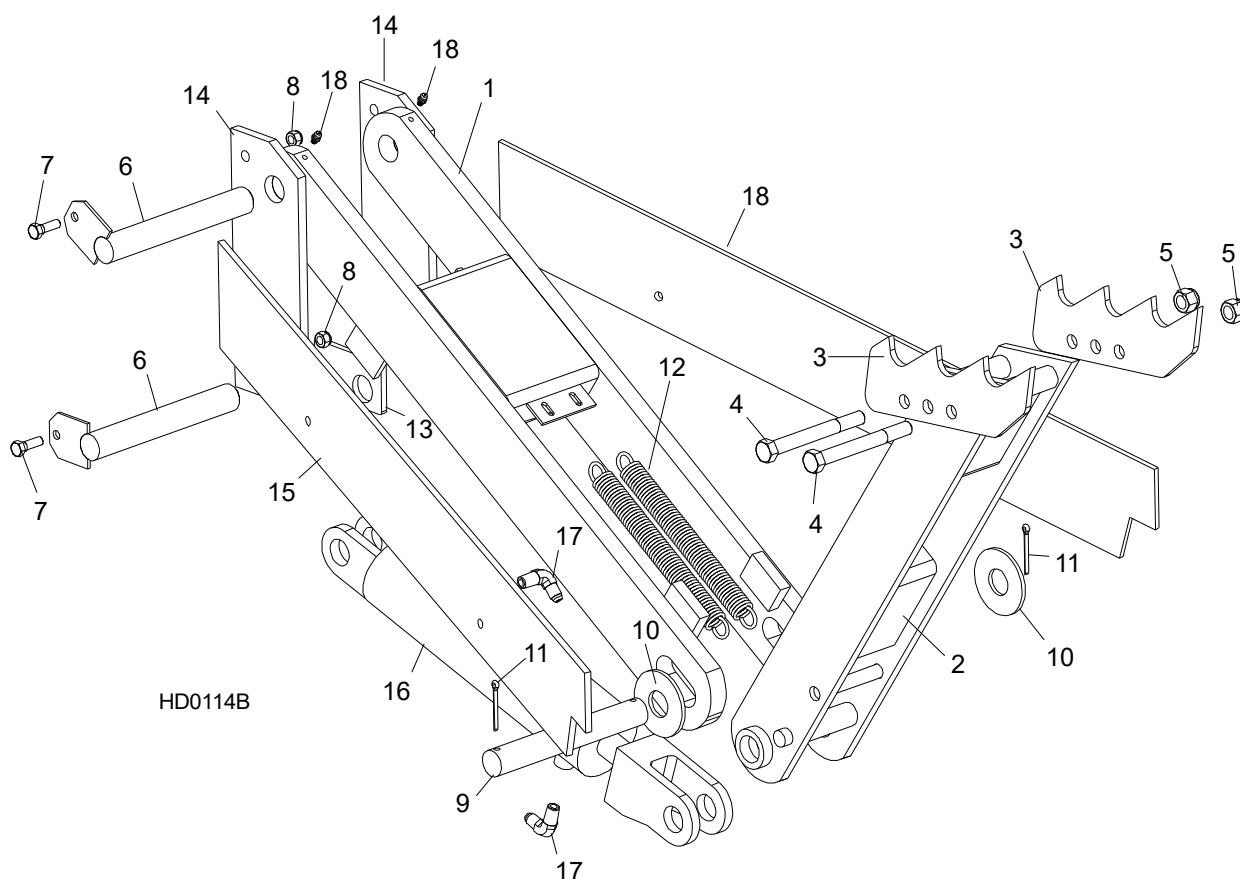
¹ 018741 MB29-02-08-AABP motor replaces 018181 MB15-02-08 motor to increase turner weight capacity (Rev. A3.00).

9.57 Hydraulic Log Turner



9 HYDRAULIC SYSTEM

Hydraulic Log Turner



REF	DESCRIPTION (◆ Indicates Parts Available In Assemblies Only)	PART #	QTY.
1	ARM, HYDRAULIC LOG TURNER LINK	015231	1
2	ARM, HYDRAULIC LOG TURNER PAINTED	015233 ¹	1
3	CLAW, HYDRAULIC LOG TURNER	014675	2
4	BOLT, M12 X 25-8.8 HEX HEAD	F81004-34	2
5	NUT, M12-8 HEX LOCK	F81034-2	2
6	PIN, LOG TURNER STOP	S09211 ²	1
7	SPACER, LOG TURNER STOP PIN	S09913 ²	2
8	COLLAR, 5/8" I.D. WITH SET SCREW	P05035 ²	1
9	PIN, LOG TURNER MOUNT	015085-1	2
10	BOLT, 5/16-18 X 1" HEX HEAD GRADE 2	F05006-1	2
11	NUT, 5/16-18 HEX LOCK	F05010-6	2
12	PIN, LOG TURNER PIVOT	S09246	1
13	WASHER, 28 FLAT	F81061-1	2
14	PIN, 3/16" X 1 1/2" COTTER	F05012-23	2
15	SPRING, HYDRAULIC LOG TURNER	015718 ³	2
16	PLATE, LOG TURNER CYLINDER MOUNT	S09155	1
17	PLATE, LOG TURNER MOUNT	085884	2
18	Plate, Log Turner Brace	S09605-0	2
	CYLINDER ASSEMBLY, HYDRAULIC LOG TURNER	A09286	1
	CYLINDER ASSEMBLY, SUPER HYDRAULIC LOG TURNER	015563	1
19	Cylinder hydr.CJ-S305-16-63/28/203	088679	1

	Seal Kit, 8" x 2 1/2" Hydraulic Cylinder	P12955	1	
20	Fitting, 90° Male Elbow	P09142	2	
21	Fitting, 1/4" NPT - 3/8 JIC Elbow	015491	2	
22	FITTING, 3/16" GREASE	P04107	2	
	BUMPER ASSEMBLY, Turner	N/A ⁴	1	
23	Stop Weldment, Painted	W09293 ¹	1	
24	Bushing, .68 x 2.25 x 1.75 Rubber	P12165 ¹	1	
25	Bracket, Turner Bumper	015080 ¹	1	
26	Pin, 1/8" x 1" Cotter	F05012-1 ¹	1	
27	Bolt, 1/2-13 x 5" Hex Head Cap Grade 5	F05008-66 ¹	2	
28	Nut, 1/2-13 Nylon Hex Lock	F05010-8 ¹	2	

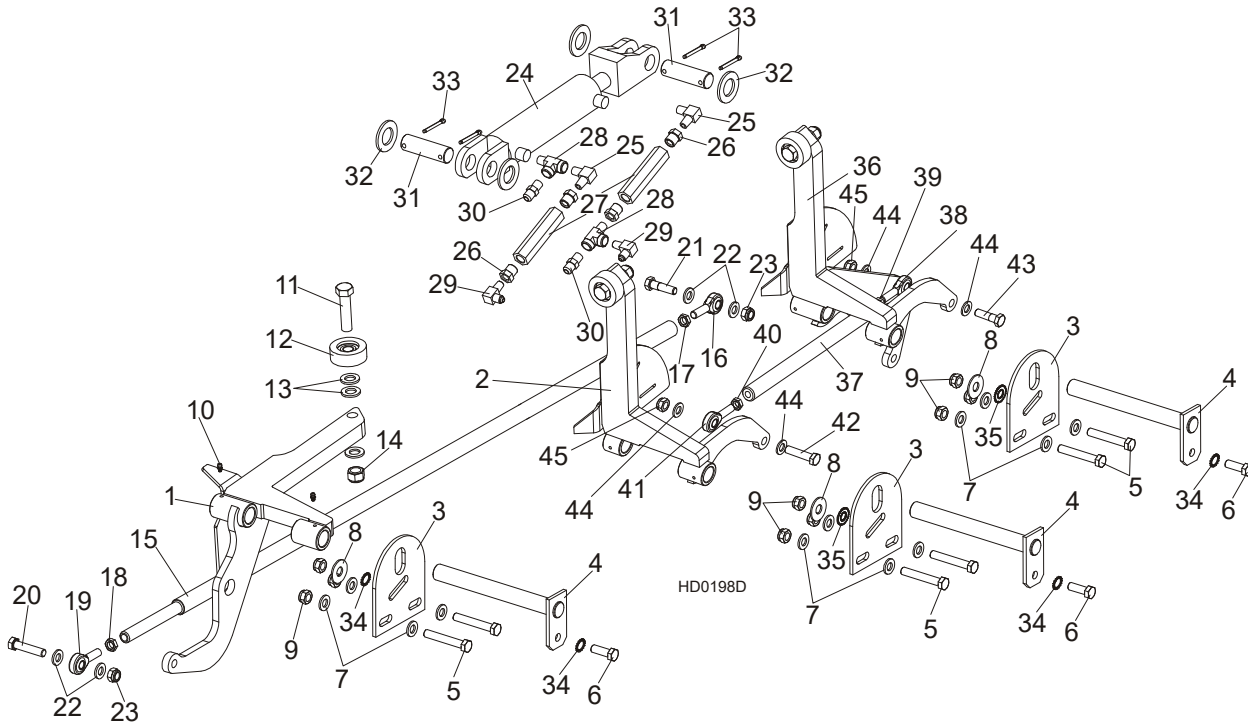
¹ Arm redesigned 5/97 and 6/97. New arm features less parts and welded stop pin. This arm will service all hydraulic log turners.

² Parts not required if turner arm 015233 replaced after 5/97. New arm includes welded stop pin.

³ Replaces P09136 (LT30HD/40HD rev. B1.02LT30HD Super and LT40HD Super rev. B1.02).

⁴ Applies to LT30HD/40HD Super mills revision B1.00 - B2.00 only.

9.58 Hydraulic Log Side Supports (S/M Type Frame)

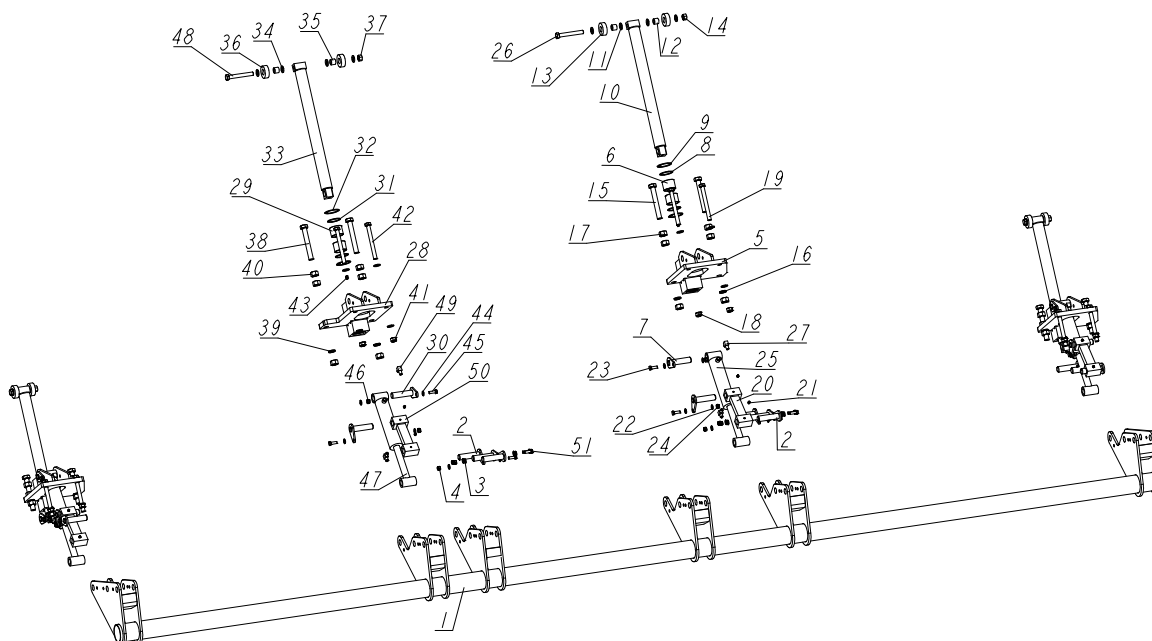


REF.	DESCRIPTION (◆ indicates parts available in assemblies only)	PART #	QTY
	SUPPORT KIT, S/M FRAME LOG SIDE	507644	1
1	SUPPORT, HYDRAULIC LOG SIDE W/GUARD	099788-1	1
2	SUPPORT, LOG SIDE W/GUARD	507646-1	1
3	PLATE, LOG SIDE SUPPORT END	091591-1	3
4	PIN, LOG SIDE SUPPORT ZINC-PLATED	091549-1	3
5	BOLT, M12X75-8.8 HEX HEAD ZINC	F81004-21	6
6	BOLT, M12X35 8.8 HEX HEAD FULL THREAD ZI	F81004-24	3
7	WASHER, 13 FLAT ZINC	F81056-1	12
8	WASHER, 15 SPECIAL FLAT ZINC	F81057-3	3
9	NUT, M12 8 HEX NYLON ZINC LOCK	F81034-2	9
10	FITTING, 3/16X3/16 STRAIGHT GREASE	P04107	6
11	BOLT, M16X65-8.8-B HEX HEAD FULL THREAD	F81006-1	3
12	ROLLER, SIDE SUPPORT	015014-1	3
13	WASHER, 17 FLAT ZINC	F81058-1	9
14	NUT, M16-8 HEX NYLON ZINC LOCK	F81036-2	3
	ROD, SIDE SUPPORT LINK COMPLETE (L=1480)	091640	1
15	ROD, SIDE SUPPORT LINK ZINC-PLATED (L-1420)	089374-1	1
16	END, SAL12 ROD LEFT THREAD	087036	1
17	NUT, M12-04-A THIN ZINC	F81034-6	1
18	NUT, M12-04-A LEFT HEX THIN	F81034-7	1
19	ROD END (RIGHT THREAD)	087035	1
20	BOLT, M12X55-8.8 HEX HEAD ZINC	F81004-12	1
21	BOLT, M12X45 8.8 HEX HEAD ZINC	F81004-32	2

22	WASHER, 13 FLAT ZINC	F81056-1	4	
23	NUT, M12 8 HEX NYLON ZINC LOCK	F81034-2	2	
	CYLINDER ASSEMBLY, 2X6 SIDE SUPPORT SUPE	015561	1	
24	CYLINDER, CJ-S270-16-50/28/152 Hydraulic	088678	1	
	SEAL KIT, 2X6 HYDRAULIC SEAL	P12954	1	
25	FITTING, 1/4NPT MALE PIPE ELBOW	P09140	2	
26	FITTING, 3/8" NPT X 1/4" NPT REDUCER	015490	4	
27	VALVE, SIDE SUPPORT SEQUENCE	015484	2	
28	FITTING, 1/4NPT MALE RUN TEE	015486	2	
29	FITTING, 3/8JIC-1/4NPT 90L	015491	2	
30	FITTING, 3/8JIC-1/4NPT STRAIGHT	015560	2	
31	PIN, HYDRAULIC CYLINDER ZINC-PLATED	086979-1	2	
32	WASHER, 28 FLAT ZINC	F81061-1	4	
33	PIN, S-ZN 5X40 COTTER	F81043-31	4	
34	WASHER, BN781 M12/13 EXTERNALLY SERRATED	F81056-16	4	
35	WASHER, BN783 M12/12.3/30.3 SERRATED	F81056-17	2	
36	SUPPORT, LOG SIDE W/GUARD 2	507645-1	1	
	PUSHER, SIDE SUPPORT - SHORT (L-380)	507647	1	
37	PUSHER, SIDE SUPPORT (L-320)	505439-1	1	
38	END, SAL12 ROD LEFT THREAD	087036	1	
39	NUT, M12-04-A THIN ZINC	F81034-6	1	
40	NUT, M12-04-A LEFT HEX THIN	F81034-7	1	
41	ROD END (RIGHT THREAD)	087035	1	
42	BOLT, M12X55-8.8 HEX HEAD ZINC	F81004-12	1	
43	BOLT, M12X45 8.8 HEX HEAD ZINC	F81004-32	1	
44	WASHER, 13 FLAT ZINC	F81056-1	4	
45	NUT, M12 8 HEX NYLON ZINC LOCK	F81034-2	2	

9.59 Vertical Side Support Kit - L-Type Frame

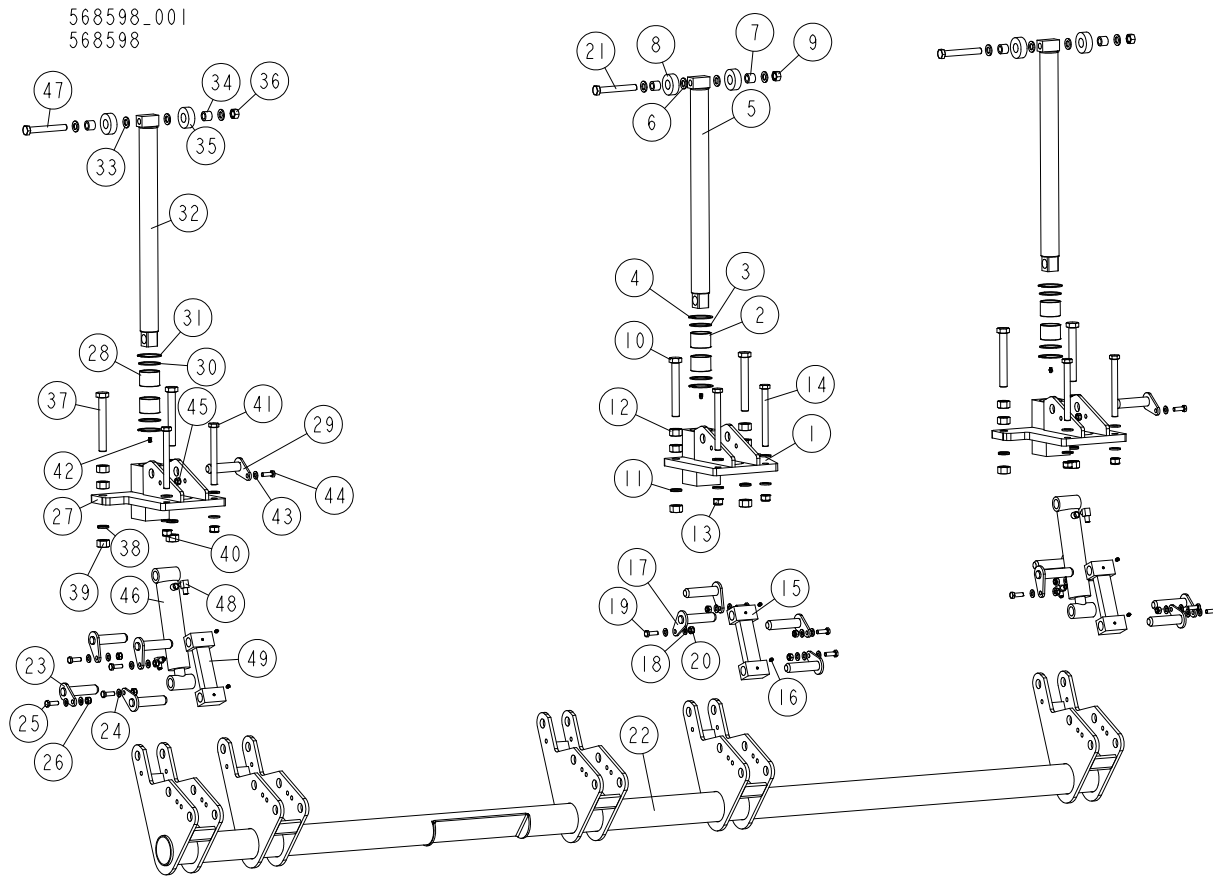
503567_001
 503567_MANUAL



REF.	DESCRIPTION (◆ indicates parts available in assemblies only)	PART #	QTY
-	SUPPORT KIT, SPECIAL VERTICAL SIDE (L)	503567	1
1	MOUNT WELDMENT, VERTICAL SIDE SUPPORT L-TYPE FRAME	500001-1	1
2	PIN WELDMENT, VERTICAL SIDE SUPPORT ZINC	091197-1	12
3	WASHER, 10.5 FLAT ZINC	F81055-1	24
4	NUT, M10-8-B HEX NYLON ZINC LOCK	F81033-1	12
-	VERTICAL SIDE SUPPORT FOR STATIONARY FRAME	508957	3
5	MOUNT WELDMENT, LT70/300 VERTICAL SIDE SUPPORT	508958-1	1
6	BUSHING, 5040BS NON-GREASABLE	088660	2
7	PIN WELDMENT, VERTICAL SIDE SUPPORT ZINC	091197-1	2
8	RING, LT70/300 VERTICAL SIDE SUPPORT ZINC	094004-1	2
9	RING, 62W INSIDE RETAINING	F81090-1	2
10	ROD WELDMENT, VERTICAL SIDE SUPPORT	508971-1	1
11	WASHER, 17 FLAT ZINC	F81058-1	8
12	BUSHING, LT70/300 VERTICAL SIDE SUPPORT	094012	2
13	ROLLER, LT70/300 VERTICAL SIDE SUPPORT ZINC	094013-1	2
14	NUT, M16-5.8 HEX ZINC	F81036-1	1
15	BOLT, ISO 4017 M20X150 8.8 ZINC-PLATED	F81007-3	2
16	WASHER, 20.5 SPLIT LOCK ZINC	F81059-1	2
17	NUT, M20-8 HEX ZINC	F81037-1	6
18	NUT, M16-8 HEX NYLON ZINC LOCK	F81036-2	2
19	BOLT, M16X160 -8.8 HEX HEAD ZINC	F81006-20	2
20	LINK WELDMENT, LT70/300 VERTICAL SIDE SUPPORT	094016-1	1

REF.	DESCRIPTION (◆ indicates parts available in assemblies only)	PART #	QTY
21	FITTING, M6 GREASE	086280	3
22	WASHER, 10.5 FLAT ZINC	F81055-1	4
23	BOLT, M10X30-5.8 HEX HEAD FULL THREAD ZINC	F81003-2	2
24	NUT, M10-8-B HEX NYLON ZINC LOCK	F81033-1	2
25	CYLINDER, 28/150 1/4 NPT PORT HYDRAULIC	094002	1
26	BOLT, ISO 24014 M16X120_8.8 A2E	F81006-25	1
27	FITTING, 3/8JIC-1/4NPT 90L	015491	2
-	VERTICAL SIDE SUPPORT FOR STATIONARY FRA	508960	1
28	MOUNT WELDMENT, VERTICAL SUPPORT GUIDE	508961-1	1
29	BUSHING, 5040BS NON-GREASABLE	088660	2
30	PIN WELDMENT, VERTICAL SIDE SUPPORT ZINC	091197-1	2
31	RING, LT70/300 VERTICAL SIDE SUPPORT ZINC	094004-1	2
32	RING, 62W INSIDE RETAINING	F81090-1	2
33	ROD WELDMENT, VERTICAL SIDE SUPPORT	508971-1	1
34	WASHER, 17 FLAT ZINC	F81058-1	8
35	BUSHING, LT70/300 VERTICAL SIDE SUPPORT	094012	2
36	ROLLER, LT70/300 VERTICAL SIDE SUPPORT ZINC	094013-1	2
37	NUT, M16-5.8 HEX ZINC	F81036-1	1
38	BOLT, ISO 4017 M20X150 8.8 ZINC-PLATED	F81007-3	2
39	WASHER, 20.5 SPLIT LOCK ZINC	F81059-1	2
40	NUT, M20-8 HEX ZINC	F81037-1	6
41	NUT, M16-8 HEX NYLON ZINC LOCK	F81036-2	2
42	BOLT, M16X160 -8.8 HEX HEAD ZINC	F81006-20	2
43	FITTING, M6 GREASE	086280	3
44	WASHER, 10.5 FLAT ZINC	F81055-1	4
45	BOLT, M10X30-5.8 HEX HEAD FULL THREAD ZINC	F81003-2	2
46	NUT, M10-8-B HEX NYLON ZINC LOCK	F81033-1	2
47	CYLINDER, 28/150 1/4 NPT PORT HYDRAULIC	094002	1
48	BOLT, ISO 24014 M16X120_8.8 A2E	F81006-25	1
49	FITTING, 3/8JIC-1/4NPT 90L	015491	2
50	LINK WELDMENT, LT70/300 VERTICAL SIDE SUPPORT	094016-1	1
51	BOLT, DIN933-M10X30-8.8-A2E HEX HEAD	F81003-111	12

9.60 Vertical Side Support Kit - M-Type Frame



REF.	DESCRIPTION (◆ indicates parts available in assemblies only)	PART #	QTY
-	SUPPORT, VERTICAL LOG SIDE W/O CYLINDER	536172	1
1	MOUNT WELDMENT, LT70/300 VERTICAL SIDE SUPPORT	508958-1	1
2	BUSHING, 5040BS NON-GREASABLE	088660	2
3	RING, LT70/300 VERTICAL SIDE SUPPORT ZINC	094004-1	2
4	RING, 62W INSIDE RETAINING	F81090-1	2
5	ROD WELDMENT, VERTICAL SIDE SUPPORT	508971-1	1
6	WASHER, 17 FLAT ZINC	F81058-1	8
7	BUSHING, LT70/300 VERTICAL SIDE SUPPORT	094012	2
8	ROLLER, LT70/300 VERTICAL SIDE SUPPORT ZINC	094013-1	2
9	NUT, M16-5.8 HEX ZINC	F81036-1	1
10	BOLT, ISO 4017 M20X150 8.8 ZINC-PLATED	F81007-3	2
11	WASHER, 20.5 SPLIT LOCK ZINC	F81059-1	2
12	NUT, M20-8 HEX ZINC	F81037-1	6
13	NUT, M16-8 HEX NYLON ZINC LOCK	F81036-2	2
14	BOLT, M16X160 -8.8 HEX HEAD ZINC	F81006-20	2
15	LINK WELDMENT, LT70/300 VERTICAL SIDE SUPPORT	094016-1	1
16	FITTING, M6 GREASE	086280	3
17	PIN WELDMENT, VERTICAL SIDE SUPPORT ZINC	091197-1	1
18	WASHER 10,5 ZC DIN 126 ISO 7091	F81055-1	2

REF.	DESCRIPTION (◆ indicates parts available in assemblies only)	PART #	QTY
19	BOLT, M10X30-5.8 HEX HEAD FULL THREAD ZINC	F81003-2	1
20	NUT M10 ZC 8 NYLOCK DIN 982 ISO 7040	F81033-1	1
21	BOLT, ISO 24014 M16X120_8.8 A2E	F81006-25	1
22	MOUNT WELDMENT, VERTICAL SIDE SUPPORT M-TYPE FRAME	568600-1	1
23	PIN WELDMENT, VERTICAL SIDE SUPPORT ZINC	091197-1	9
24	WASHER 10,5 ZC DIN 126 ISO 7091	F81055-1	18
25	BOLT, DIN933-M10X30-8.8-A2E HEX HEAD	F81003-111	9
26	NUT M10 ZC 8 NYLOCK DIN 982 ISO 7040	F81033-1	9
-	VERTICAL SIDE SUPPORT FOR STATIONARY FRAME	508960	2
27	MOUNT WELDMENT, VERTICAL SUPPORT GUIDE	508961-1	1
28	BUSHING, 5040BS NON-GREASABLE	088660	2
29	PIN WELDMENT, VERTICAL SIDE SUPPORT ZINC	091197-1	2
30	RING, LT70/300 VERTICAL SIDE SUPPORT ZINC	094004-1	2
31	RING, 62W INSIDE RETAINING	F81090-1	2
32	ROD WELDMENT, VERTICAL SIDE SUPPORT	508971-1	1
33	WASHER, 17 FLAT ZINC	F81058-1	8
34	BUSHING, LT70/300 VERTICAL SIDE SUPPORT	094012	2
35	ROLLER, LT70/300 VERTICAL SIDE SUPPORT ZINC	094013-1	2
36	NUT, M16-5.8 HEX ZINC	F81036-1	1
37	BOLT, ISO 4017 M20X150 8.8 ZINC-PLATED	F81007-3	2
38	WASHER, 20.5 SPLIT LOCK ZINC	F81059-1	2
39	NUT, M20-8 HEX ZINC	F81037-1	6
40	NUT, M16-8 HEX NYLON ZINC LOCK	F81036-2	2
41	BOLT, M16X160 -8.8 HEX HEAD ZINC	F81006-20	2
42	FITTING, M6 GREASE	086280	3
43	WASHER 10,5 ZC DIN 126 ISO 7091	F81055-1	4
44	BOLT, M10X30-5.8 HEX HEAD FULL THREAD ZI	F81003-2	2
45	NUT M10 ZC 8 NYLOCK DIN 982 ISO 7040	F81033-1	2
46	CYLINDER, 28/150 1/4 NPT PORT HYDRAULIC	094002	1
47	BOLT, ISO 24014 M16X120_8.8 A2E	F81006-25	1
48	FITTING, 3/8JIC-1/4NPT 90L	015491	2
49	LINK WELDMENT, LT70/300 VERTICAL SIDE SUPPORT	094016-1	1



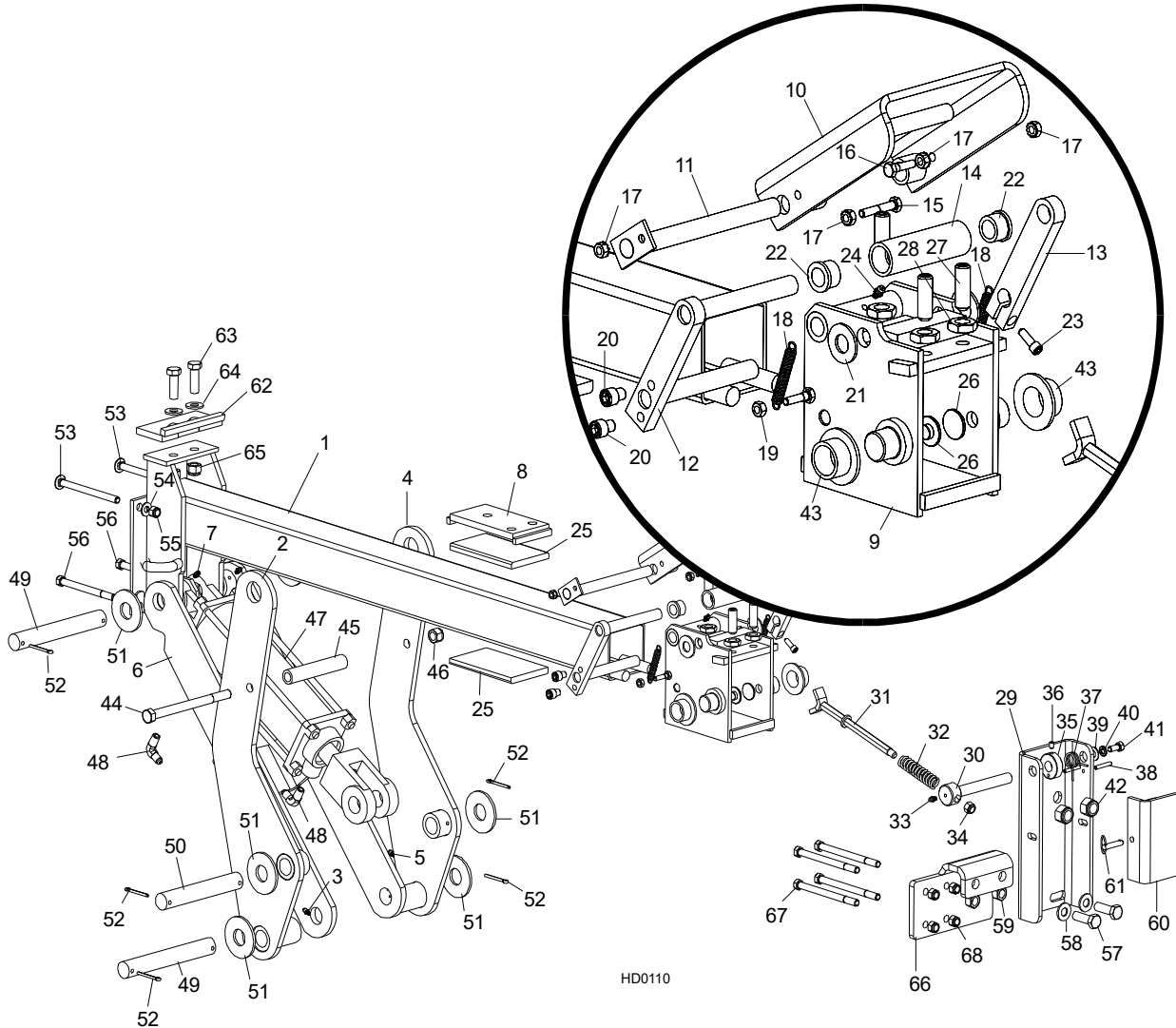
HYDRAULIC SYSTEM

Hydraulic Log Clamp

9.61 Hydraulic Log Clamp

LT30HD
LT40HD

Rev. B1.00 - B1.02
Rev. B1.00 - B1.02



HD0110

REF	DESCRIPTION (◆ Indicates Parts Available In Assemblies Only)	PART #	QTY.	
	CLAMP KIT, 30" HYDRAULIC LOG	K09465	1	
	Clamp Assembly, 30" Hydraulic Log	A11792	1	◆
1	Tube, 30" Hydraulic Log Clamp	W11802	1	
2	Arm, 30" Hydraulic Log Clamp (Front)	W11793	1	
3	Fitting, 3/16" Straight Grease	P04107	1	
4	Arm, 30" Hydraulic Log Clamp (Rear)	W11795	1	
5	Fitting, 3/16" Straight Grease	P04107	1	
6	Arm, 30" Hydraulic Log Clamp Link	W11799	1	
7	Fitting, 3/16" Straight Grease	P04107	2	
8	Plate, Clamp Slide Pad Mount	W09422	1	
	Box/Plate Assembly, Hydraulic Clamp	A09635	1	

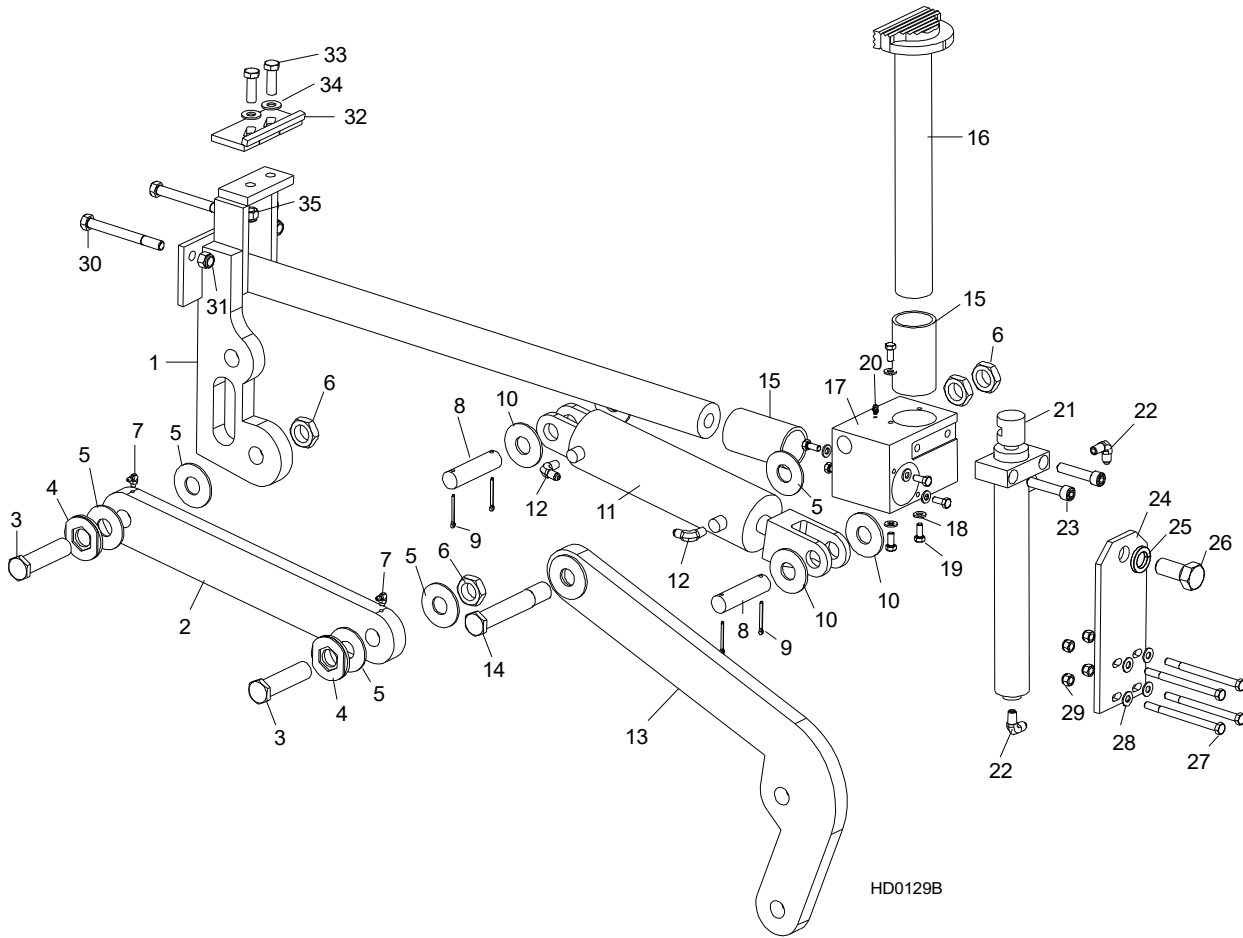
9	Box Weldment, Hydraulic Clamp	W12069	1	◆
10	Plate Weldment, Hydraulic Clamp	W12752 ¹	1	
11	Pin Weldment, Hydraulic Clamp Plate Pivot	W09639	1	
12	Arm, Clamp Prop	W09638	1	
13	Plate, Clamp Prop Arm End	S09649	1	
14	Spacer, Clamp Prop Arm	S09657	1	
15	Bolt, 1/4-20 X 1 1/2" Hex Head Grade 2	F05005-5	1	
16	Bolt, 1/4-20 X 1" Hex Head Grade 2	F05005-38	1	
17	Nut, 1/4-20 Hex Self-Locking	F05010-9	4	
18	Spring, .36 O.D. X 2.5" Extension	P11817	2	
19	Nut, 1/4-20 Hex Lock	F05010-21	2	
20	Screw, 3/8-16 X 1/2" Socket Head	F05007-50	2	
21	Washer, 5/8" SAE Flat	F05011-5	2	
22	Bushing, 5/8" I.D. Bronze	P05135	2	
23	Screw, 1/4-20 X 3/4" Socket Head	F05005-26	1	
24	Fitting, 3/16" Straight Grease	P04107	1	
25	Pad, Clamp Box Plastic Slide	S09219	2	
26	Button, Bronze	S09167	4	
27	Screw, 1/2-13 X 1 1/2" Flat Point Set	F05008-31	3	
28	Nut, 1/2-13 Hex Jam	F05010-31	3	
	Plate Assembly, Hydraulic Clamp End	014614	1	
29	Plate, Hydraulic Clamp End	S09660	1	
30	Arm Pivot, Clamp Activator	014615	1	
31	Arm, Clamp Activator	014613	1	
32	Spring, Clamp Activator Compression	014617	1	
33	Fitting, 3/16" Grease	P04107	1	
34	Nut, 3/8-16 Hex Nylon Lock	F05010-10	1	
35	Collar, Clamp Activator Arm	014616	1	
36	Screw, 1/4-20 x 3/8" Socket Head Cup Point Set	F05005-47	1	
37	Spring, Clamp Activator Torsion	014618	1	
38	Pin, 3/16" x 1 1/4" Roll	F05012-16	2	
39	Washer, 3/8" SAE Flat	F05011-3	1	
40	Washer, 5/16" Split Lock	F05011-13	1	
41	Bolt, 5/16-18 x 3/4" Hex Head	F05006-5	1	
42	Nut, 5/8-11 Hex Nylon Lock	F05010-34	2	
43	Bearing, Hydraulic Clamp Bronze	P09464	2	
44	Bolt, 1/2-13 X 6 1/2" Hex Head	F05008-6	1	
45	Spacer, Clamp	S09493	1	
46	Nut, 1/2-13 Hex Nylon Lock	F05010-8	1	
	Cylinder Assembly, Hydraulic Log Clamp	A09285	1	
47	Cylinder, 8" X 3" Hydraulic	P12847	1	◆
	Seal Kit, 8" x 3" Hydraulic Cylinder	P12956	1	
48	Fitting, 90° Male Elbow	P09142	2	
49	Pin, Clamp Cylinder Mount	S09246	2	
50	Pin, Clamp Pivot	S09247	1	
51	Washer, 1" SAE Flat	F05011-28	6	
52	Pin, 3/16" X 1 1/2" Cotter	F05012-23	6	
53	Bolt, 3/8-16 X 5" Carriage Head	F05007-113	2	

54	Washer, 3/8" SAE Flat	F05011-3	2	
55	Nut, 3/8-16 Hex Nylon Lock	F05010-10	2	
56	Bolt, 3/8-16 X 4 1/2" Hex Head Grade 2	F05007-35	2	
57	Bolt, 1/2-13 X 1 1/2" Hex Head Grade 5	F05008-33	2	
58	Washer, 1/2" SAE Flat	F05011-2	2	
59	Nut, 1/2-13 Hex Lock	F05010-3	2	
	Clamp Extension Assembly	A12208	1	
60	Clamp Extension, 3" Hydraulic	W09922	1	◆
61	Pin, 5/16" X 1" Retaining	F05012-45	1	
	CLAMP STOP KIT, HYDRAULIC LOG	K09485	1	
62	Plate, Clamp Stop	W09404	1	
63	Bolt, 1/2-13 X 1 1/2" Hex Head Grade 5	F05008-33	2	
64	Washer, 1/2" SAE Flat	F05011-2	2	
65	Nut, 1/2-13 Hex Nylon Lock	F05010-8	2	
66	BRACKET, LOG CLAMP MOUNT	015252	1	
67	Bolt, 3/8-16 x 5" Hex Head	F05007-5	4	
68	Nut, 3/8-16 Hex Nylon Lock	F05010-10	4	

¹ Use W12752 painted clamp plate to replace W12068 unpainted clamp plate.

9.62 Hydraulic Log Clamp

LT30HD Rev. C2.00 - C4.00
 LT40HD Rev. C2.00 - C4.00
 LT30HD Super Rev. C2.00 - C4.00
 LT40HD Super Rev. C2.00 - C4.00



HD0129B

REF	DESCRIPTION (◆ Indicates Parts Available In Assemblies Only)	PART #	QTY.
	CLAMP ASSEMBLY, SUPER HYDRAULIC	015036-1	1
1	Mount Weldment, Super Clamp Tube	015037	1
2	Arm, Clamp Link	015089-1	1
3	Bolt, 1-14 x 4" Hex Head Grade 8	015072	1
4	Washer Weldment, Hex	015054-1	2
5	Washer, 1/8" x 2 1/2" Hardened	015057	5
6	Nut, 1-14 Hex Jam	F05010-118	4
7	Fitting, 1/4-28 x 90° Grease	P04108	2
8	Pin, 1" x 3.88" Cylinder Mount	S09251	1
9	Pin, 3/16" x 1 1/2" Cotter	F05012-23	4
10	Washer, 28 Flat	F81061-1	4

9 HYDRAULIC SYSTEM

Hydraulic Log Clamp

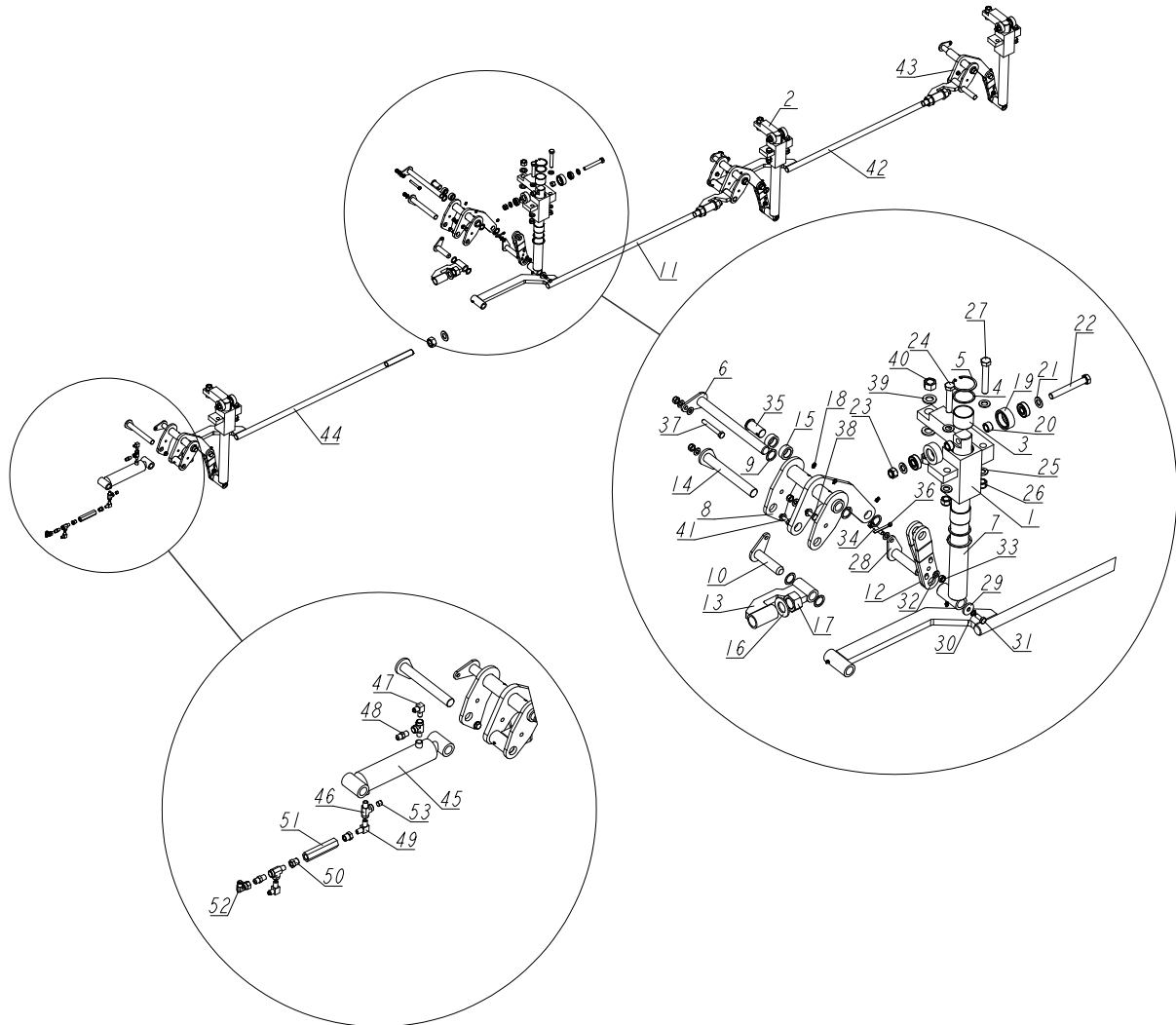
11	Cylinder, Log Clamp In/Out	015090	1	
12	Fitting, 1/4" NPT - 1/4" JIC Elbow	P09142	2	
13	Fitting, 1/4" NPT - 3/8" JIC Elbow	015491	2	
14	Link Weldment, Super Clamp	015047 ¹ -1	1	
15	Bolt, 1-14 x 8 1/2" Hex Head Grade 8	015049	1	
16	Bushing, Clamp Slide	015088	2	
17	Clamp Weldment, Vertical Super	015043 ²	1	
18	Block, Vertical Clamp Mount	015065 ²	1	
19	Washer, 8.4 Flat	F81054-1	8	
20	Bolt, 5/16-18 x 3/4" Hex Head	F05006-5	8	
21	Fitting, 3/16" Grease	P04107	1	
22	Cylinder, Log Clamp Up/Down	015050	1	
23	Fitting, 1/4" NPT - 1/4" JIC Elbow	P09142	2	
24	Screw, 1/2-13 x 2 1/2" Socket Head	F05008-39	2	
25	Plate, Super Log Clamp Mount	015068	1	
26	Washer, 7/8" Split Lock	F05011-46	1	
27	Bolt, 7/8-14 x 2" Hex Head Grade 5	F05014-2	1	
28	Bolt, 3/8-16 x 5" Hex Head	F81003-14	4	
29	Washer, 8.2 Flat	F81055-1	4	
30	Nut, 3/8-16 Hex Nylon Lock	F05010-10	4	
31	Bolt, M10 x 120-8.8 Hex Head Grade 5	F81004-35	2	
32	Nut, M12-8 Hex Nylon Lock	F81034-2	2	
	CLAMP STOP KIT, HYDRAULIC LOG	K09485	1	
33	Plate, Clamp Stop	W09404	1	
34	Bolt, M12 x 40-8.8 Hex Head Grade 5	F81004-4	2	
35	Washer, 13 Flat	F81056-1	2	
36	Nut, M12-8 Hex Nylon Lock	F81034-2	2	

¹ 015047 link weldment revised (rev. C1.00). Replacement of link weldment on mills prior to rev. C1.00 requires (Qty. 1) 015049 bolt.

² Clamp Mount Block 016065, Vertical Clamp Weldment 015043, and Link Weldment 015047 revised on Rev. C1.00C2.00 to lower the clamp in relation to the bed frame. Replacement requires adjustment in alignment procedures for bed rails. Raise the blade to 15 5/16" (385 mm) above the clamp and then adjust bed rails 15" (375 mm) from blade.

9.63 Side Supports "L" Frame

568335_001
568335



REF	DESCRIPTION (u indicates parts available in assemblies only)	PART #	QTY
-	SUPPORT ASSY, L FRAME SIDE	568335	1
1	BLOCK WELDMENT, LX450 SIDE SUPPORT GUIDE	519034-1	3
2	BLOCK WELDMENT, VERTICAL SIDE SUPPORT GU	545581-1	1
3	BUSHING, 5040BS NON-GREASABLE	088660	8
4	RING, LT70/300 VERTICAL SIDE SUPPORT ZIN	094004-1	8
5	ring, PN-M/85111 retaining	F81090-1	8
6	PIN WELDMENT, 25X279 ZINC-PLATED	516140-1	4
7	SUPPORT, COMPLETE SIDE	516125-1	4
8	ARM WELDMENT, SIDE SUPPORT (I)	584648-1	3
9	WASHER, 25.7/35-1.5	503406	17
10	PIN WELDMENT, VERTICAL SIDE SUPPORT ZINC	091197-1	1
11	pusher, vertical side support middle	568339-1	1
12	LINK, SIDE SUPPORT ARM	532772-1	4
13	BRACKET, SIDE SUPPORT ADJUSTMENT	516116-1	3

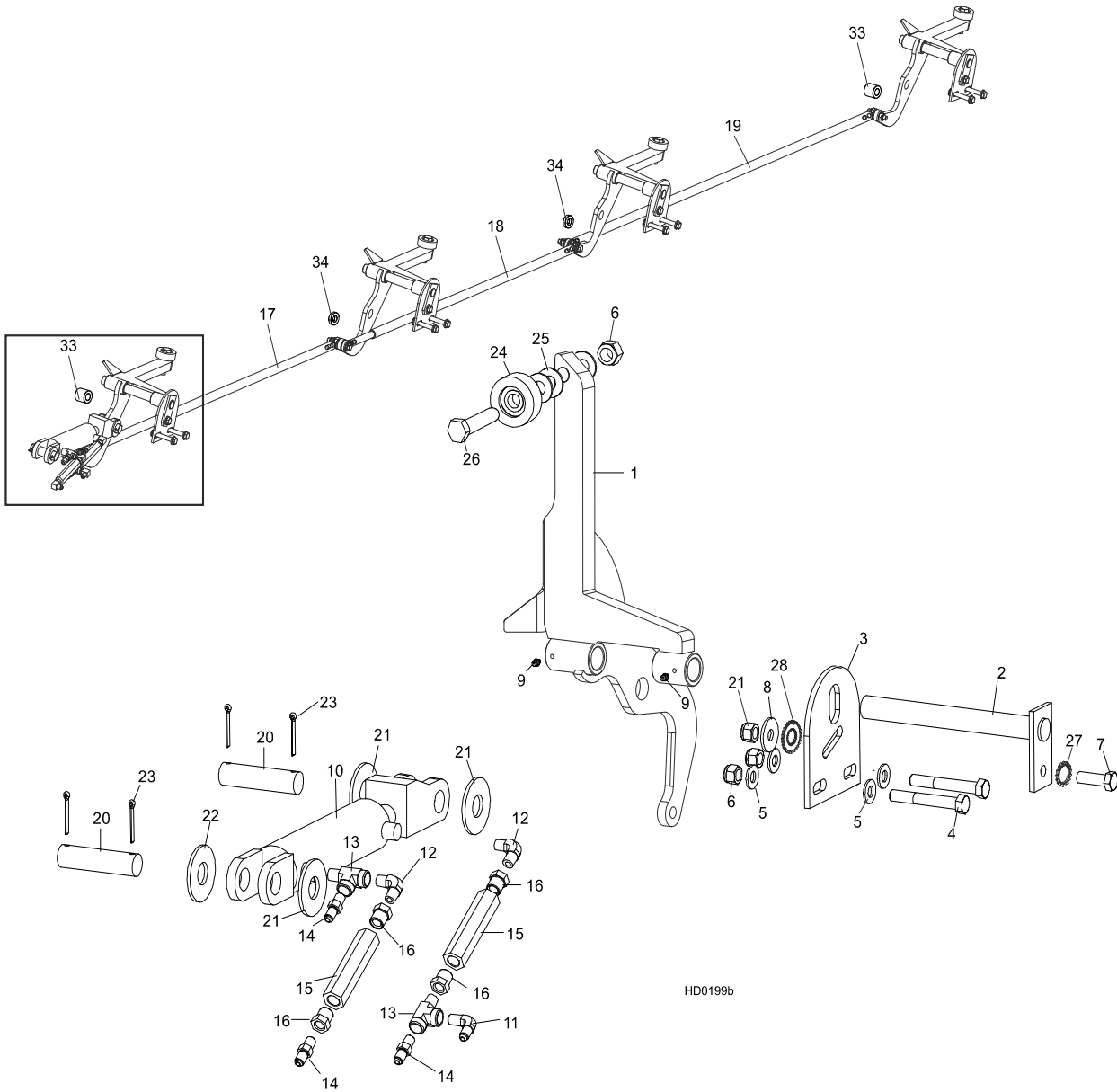


HYDRAULIC SYSTEM

Side Supports "L" Frame

REF	DESCRIPTION (u indicates parts available in assemblies only)	PART #	QTY	
14	SHAFT WELDMENT, SIDE SUPPORT ZINC-PLATED	520299-1	4	
15	BUSHING, SIDE SUPPORT	087315	2	
16	WASHER, 31 FLAT ZINC	F81061-9	6	
17	NUT, M30 HEX ZINC	F81038-3	6	
18	fitting, PN/M-86002 grease	086280	12	
-	ROLLER ASSEMBLY, LOG SIDE SUPPORT	516142	4	
19	ROLLER, SIDE SUPPORT	015014-1	2	
20	BUSHING, 16.5/25-14 SPACER ZINC	501415-1	2	
21	WASHER, 17 SPLIT LOCK ZINC	F81058-1	2	
22	BOLT, ISO 24014 M16X120_8.8 A2E	F81006-25	1	
23	NUT, M16-8-HEX NYLON ZINC LOCK	F81036-2	1	
24	BOLT, M16X80 8.8-B- HEX HEAD FULL THREAD	F81006-11	2	
25	WASHER, 17 SPLIT LOCK ZINC	F81058-1	13	
26	NUT, M16-8-HEX NYLON ZINC LOCK	F81036-2	6	
27	BOLT, M16X100-8.8 HEX HEAD FULL THREAD Z	F81006-2	4	
28	PIN WELDMENT W/LOCK	519040-1	4	
29	WASHER, 11/34.5-5	089973	2	
30	WASHER, Z 10.2 SPLIT LOCK ZINC	F81055-2	2	
31	BOLT, M10X25 8.8 HEX HEAD FULL THREAD ZI	F81003-11	2	
32	WASHER, 10.5 FLAT ZINC	F81055-1	22	
33	NUT, M10-8-B HEX NYLON ZINC LOCK	F81033-1	11	
34	BOLT, M10X45-8.8 HEX HEAD FULL THREAD ZI	F81003-3	4	
35	PIN, LINK	578575-1	4	
36	PIN, S-ZN-6.3X45 COTTER	F81045-2	2	
37	BOLT, M10X75-8.8 HEX HEAD ZINC	F81003-15	2	
38	BOLT, M10X40-8.8 HEX HEAD FULL THREAD ZI	F81003-16	1	
39	WASHER, 21 FLAT ZINC	F81059-2	8	
40	NUT, M20-8-FE/ZN5 PN-86/M-82144	F81037-1	8	
41	BOLT,M10X35-8.8 HEX HEAD FULL THREAD ZIN	F81003-17	4	
42	pusher, vertical side support left	568343-1	1	
43	ARM, SIDE SUPPORT - COMPLETE	515998-1	1	
44	pusher, vertical side support right	568344-1	1	
-	CYLINDER ASSEMBLY, HYDRAULIC STANDARD PL	555238	1	
45	CYLINDER, 28/150 1/4 NPT PORT HYDRAULIC	094002	1	
46	FITTING, C3759X4 MALE 'T'	P09141	3	
47	FITTING, 3/8JIC-1/4NPT 90 ELBOW	015491	2	
48	FITTING, 3/8JIC-1/4NPT STRAIGHT	015560	2	
49	Fitting, 1/4NPT Male Pipe Elbow	P09140	1	
50	FITTING, 3/8" NPT X 1/4" NPT REDUCER	015490	2	
51	Valve, Side Support Sequence	015484	1	
52	FITTING, M/F-90-9/16 JIC ELBOW	500597	1	
53	PLUG, 1/4-18 NPT BLANK	096221	1	

9.64 Hydraulic Log Side Supports Hydraulic Log Clamp



HD0199b

REF.	DESCRIPTION (◆ Indicates Parts Available In Assemblies Only)	PART #	QTY
	hydraulic log side supports (L type frame)	093746	1
1	SUPPORT, HYDRAULIC LOG SIDE	091653-1	4
2	pin, log side support pivot	091549-1	4
3	plate, log side support end	091591-1	4
4	BOLT, M12X75-8.8 Hex head zinc	F81004-21	8
5	WASHER, 13 FLAT ZINC	F81056-1	16
6	NUT, M12-8 HEX NYLON ZINC LOCK	F81034-2	12
7	BOLT, M12 X 35-8.8 HEX HEAD FULL THREAD ZINC	F81004-24	4
8	Washer, 15 Special flat Zinc	F81057-3	4
9	FITTING, 3/16" GREASE	P04107	8
	CYLINDER ASSY, 2x6 SIDE SUPPORT SUPER	015561	1



HYDRAULIC SYSTEM

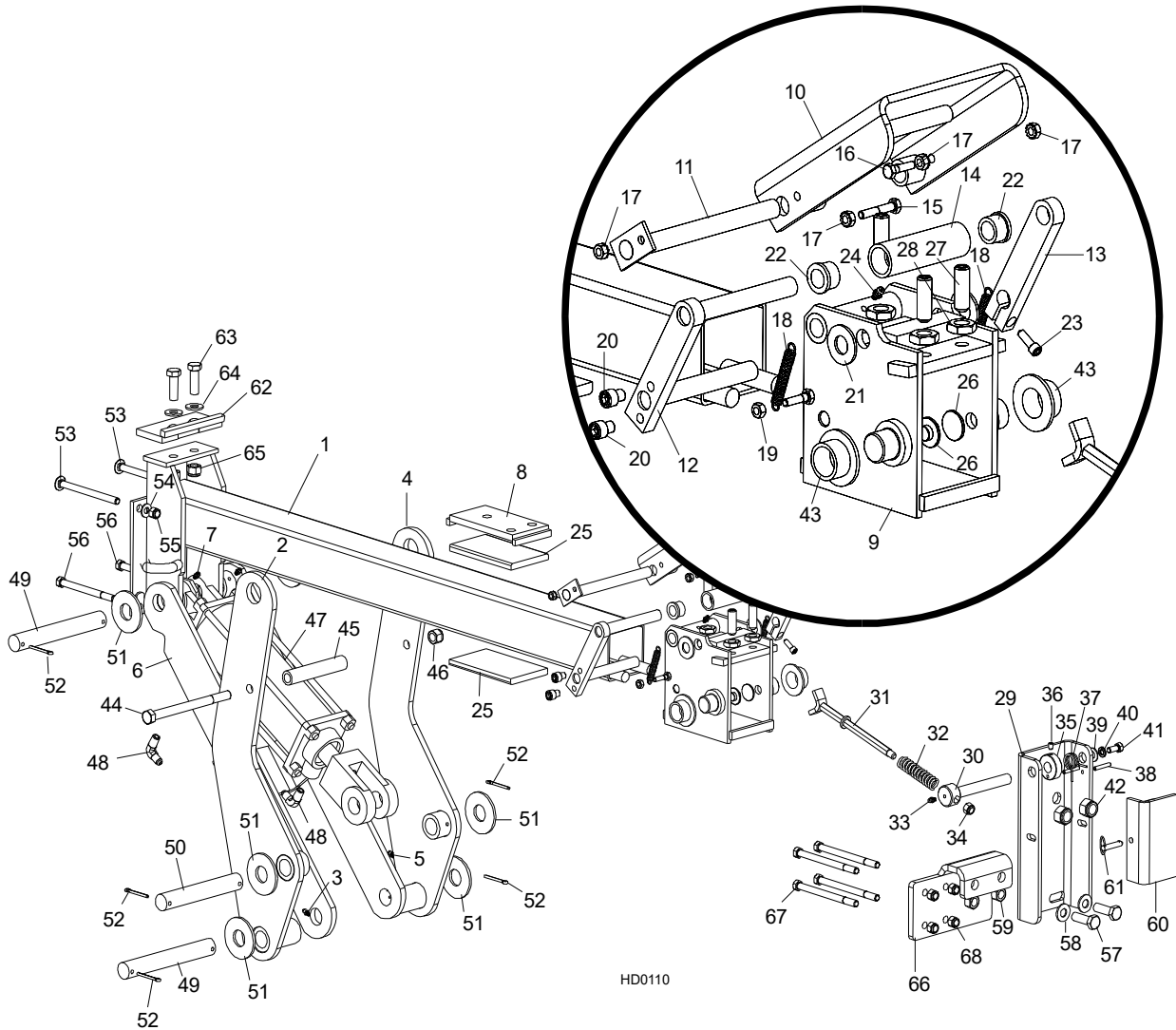
Hydraulic Log Side Supports Hydraulic Log Clamp

	CYLINDER ASSEMBLY, HYDRAULIC LOG SIDE SUPPORT	A09283 ¹	1	
	CYLINDER ASSEMBLY, SUPER HYDRAULIC LOG SIDE SUPPORT	015561	1	
10	Cylinder, CJ-S270-16-50/28/152 Hydraulic	088678	1	
	Seal Kit, 6" x 2" Hydraulic Cylinder	P12954	1	
11	Fitting, 90° Male Elbow	P09142	2	
12	Fitting, 3/8" JIC - 1/4" NPT Elbow	015491	2	
13	Fitting, 3/8JIC-1/4NPT 90L	015491	2	
14	Fitting, C3529x4 90° Pipe	P09140	4	
15	Fitting, C3759x4 Male 'T'	P09141	2	
16	Fitting, 3/8JIC-1/4NPT Straight	015560	2	
17	Fitting, 3/8" JIC - 1/4" NPT	015560	2	
18	Fitting, C5205x4x4 Male Connector	P09143	3	
19	Valve, Hydraulic Sequence	015484 ¹	2	
20	Fitting, 3/8" NPT - 1/4" NPT Reducer	015490	4	
21	ROD, HYDRAULIC SIDE SUPPORT LINK L-1675 COMPLETE	089842	1	
22	ROD, HYDRAULIC SIDE SUPPORT LINK L-1480 COMPLETE	089376	1	
23	ROD, HYDRAULIC SIDE SUPPORT LINK L-1960 COMPLETE	089377	1	
24	PIN, CYLINDER MOUNT	086979-1	2	
25	WASHER, 28 FLAT ZINC	F81061-1	3	
26	WASHER, 26 FLAT ZINC DIN 1440	F81054-8	1	
27	PIN, 5 X 40 COTTER	F81043-31	4	
	Roller Kit, Side Support (Optional)	015109	4	
28	Roller Assembly, Side Support	015014-1	4	
29	Washer, 17 Flat Zinc	F81058-1	12	
30	BOLT, M16x65-8.8-B HEX HEAD FULL THREAD ZINC	F81006-1	4	
31	WASHER, BN781 M12/13 SERRATED	F81056-16	4	
32	WASHER, BN783 M12/12.3/30.3 SERRATED	F81056-17	4	
	Instruction Sheet, Side Support Roller	015109-526	1	
33	BUSHING 13/25-25 ZINC	505895-1	2	
34	BUSHING 12.2/25-6.5 ZINC	541891-1	2	

¹ Cylinder assembly includes two 015484 sequence valves. 015484 replaces A09207 valves originally supplied on standard HD until 4/97.

LT30HD
LT40HD

Rev. B1.00 - B1.02
Rev. B1.00 - B1.02



HD0110

REF	DESCRIPTION (◆ Indicates Parts Available In Assemblies Only)	PART #	QTY.	
	CLAMP KIT, 30" HYDRAULIC LOG	K09465	1	
	Clamp Assembly, 30" Hydraulic Log	A11792	1	◆
1	Tube, 30" Hydraulic Log Clamp	W11802	1	
2	Arm, 30" Hydraulic Log Clamp (Front)	W11793	1	
3	Fitting, 3/16" Straight Grease	P04107	1	
4	Arm, 30" Hydraulic Log Clamp (Rear)	W11795	1	
5	Fitting, 3/16" Straight Grease	P04107	1	
6	Arm, 30" Hydraulic Log Clamp Link	W11799	1	
7	Fitting, 3/16" Straight Grease	P04107	2	
8	Plate, Clamp Slide Pad Mount	W09422	1	
	Box/Plate Assembly, Hydraulic Clamp	A09635	1	
9	Box Weldment, Hydraulic Clamp	W12069	1	◆
10	Plate Weldment, Hydraulic Clamp	W12752 ¹	1	
11	Pin Weldment, Hydraulic Clamp Plate Pivot	W09639	1	
12	Arm, Clamp Prop	W09638	1	

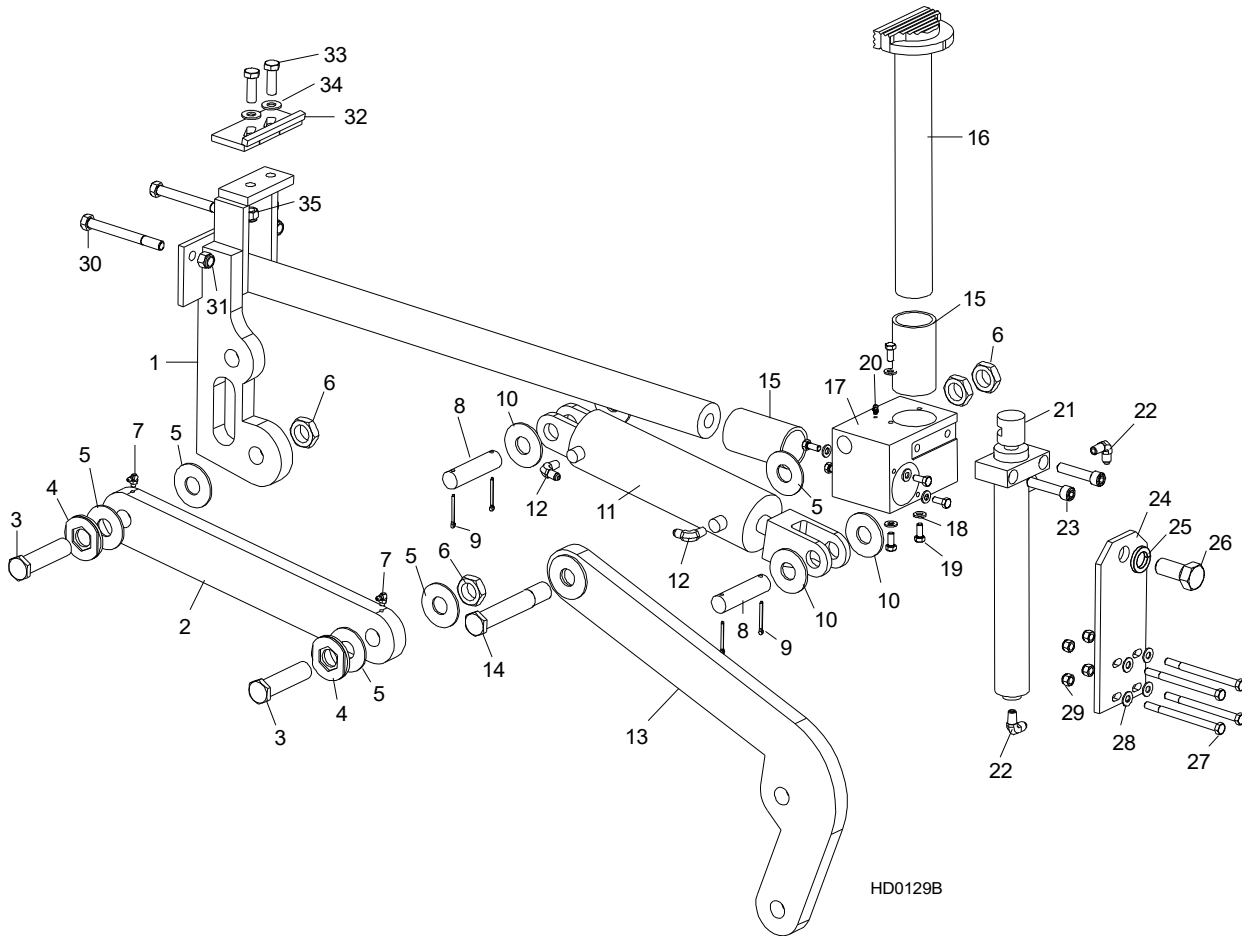
13	Plate, Clamp Prop Arm End	S09649	1	
14	Spacer, Clamp Prop Arm	S09657	1	
15	Bolt, 1/4-20 X 1 1/2" Hex Head Grade 2	F05005-5	1	
16	Bolt, 1/4-20 X 1" Hex Head Grade 2	F05005-38	1	
17	Nut, 1/4-20 Hex Self-Locking	F05010-9	4	
18	Spring, .36 O.D. X 2.5" Extension	P11817	2	
19	Nut, 1/4-20 Hex Lock	F05010-21	2	
20	Screw, 3/8-16 X 1/2" Socket Head	F05007-50	2	
21	Washer, 5/8" SAE Flat	F05011-5	2	
22	Bushing, 5/8" I.D. Bronze	P05135	2	
23	Screw, 1/4-20 X 3/4" Socket Head	F05005-26	1	
24	Fitting, 3/16" Straight Grease	P04107	1	
25	Pad, Clamp Box Plastic Slide	S09219	2	
26	Button, Bronze	S09167	4	
27	Screw, 1/2-13 X 1 1/2" Flat Point Set	F05008-31	3	
28	Nut, 1/2-13 Hex Jam	F05010-31	3	
	Plate Assembly, Hydraulic Clamp End	014614	1	
29	Plate, Hydraulic Clamp End	S09660	1	
30	Arm Pivot, Clamp Activator	014615	1	
31	Arm, Clamp Activator	014613	1	
32	Spring, Clamp Activator Compression	014617	1	
33	Fitting, 3/16" Grease	P04107	1	
34	Nut, 3/8-16 Hex Nylon Lock	F05010-10	1	
35	Collar, Clamp Activator Arm	014616	1	
36	Screw, 1/4-20 x 3/8" Socket Head Cup Point Set	F05005-47	1	
37	Spring, Clamp Activator Torsion	014618	1	
38	Pin, 3/16" x 1 1/4" Roll	F05012-16	2	
39	Washer, 3/8" SAE Flat	F05011-3	1	
40	Washer, 5/16" Split Lock	F05011-13	1	
41	Bolt, 5/16-18 x 3/4" Hex Head	F05006-5	1	
42	Nut, 5/8-11 Hex Nylon Lock	F05010-34	2	
43	Bearing, Hydraulic Clamp Bronze	P09464	2	
44	Bolt, 1/2-13 X 6 1/2" Hex Head	F05008-6	1	
45	Spacer, Clamp	S09493	1	
46	Nut, 1/2-13 Hex Nylon Lock	F05010-8	1	
	Cylinder Assembly, Hydraulic Log Clamp	A09285	1	
47	Cylinder, 8" X 3" Hydraulic	P12847	1	◆
	Seal Kit, 8" x 3" Hydraulic Cylinder	P12956	1	
48	Fitting, 90° Male Elbow	P09142	2	
49	Pin, Clamp Cylinder Mount	S09246	2	
50	Pin, Clamp Pivot	S09247	1	
51	Washer, 1" SAE Flat	F05011-28	6	
52	Pin, 3/16" X 1 1/2" Cotter	F05012-23	6	
53	Bolt, 3/8-16 X 5" Carriage Head	F05007-113	2	
54	Washer, 3/8" SAE Flat	F05011-3	2	
55	Nut, 3/8-16 Hex Nylon Lock	F05010-10	2	
56	Bolt, 3/8-16 X 4 1/2" Hex Head Grade 2	F05007-35	2	
57	Bolt, 1/2-13 X 1 1/2" Hex Head Grade 5	F05008-33	2	

58	Washer, 1/2" SAE Flat	F05011-2	2	
59	Nut, 1/2-13 Hex Lock	F05010-3	2	
	Clamp Extension Assembly	A12208	1	
60	Clamp Extension, 3" Hydraulic	W09922	1	◆
61	Pin, 5/16" X 1" Retaining	F05012-45	1	
	CLAMP STOP KIT, HYDRAULIC LOG	K09485	1	
62	Plate, Clamp Stop	W09404	1	
63	Bolt, 1/2-13 X 1 1/2" Hex Head Grade 5	F05008-33	2	
64	Washer, 1/2" SAE Flat	F05011-2	2	
65	Nut, 1/2-13 Hex Nylon Lock	F05010-8	2	
66	BRACKET, LOG CLAMP MOUNT	015252	1	
67	Bolt, 3/8-16 x 5" Hex Head	F05007-5	4	
68	Nut, 3/8-16 Hex Nylon Lock	F05010-10	4	

¹ Use W12752 painted clamp plate to replace W12068 unpainted clamp plate.

9.65 Hydraulic Log Clamp

LT30HD Rev. C2.00 - C4.00
 LT40HD Rev. C2.00 - C4.00
 LT30HD Super Rev. C2.00 - C4.00
 LT40HD Super Rev. C2.00 - C4.00



REF	DESCRIPTION (◆ Indicates Parts Available In Assemblies Only)	PART #	QTY.
	CLAMP ASSEMBLY, SUPER HYDRAULIC	015036-1	1
1	Mount Weldment, Super Clamp Tube	015037	1
2	Arm, Clamp Link	015089-1	1
3	Bolt, 1-14 x 4" Hex Head Grade 8	015072	1
4	Washer Weldment, Hex	015054-1	2
5	Washer, 1/8" x 2 1/2" Hardened	015057	5
6	Nut, 1-14 Hex Jam	F05010-118	4
7	Fitting, 1/4-28 x 90° Grease	P04108	2
8	Pin, 1" x 3.88" Cylinder Mount	S09251	1
9	Pin, 3/16" x 1 1/2" Cotter	F05012-23	4

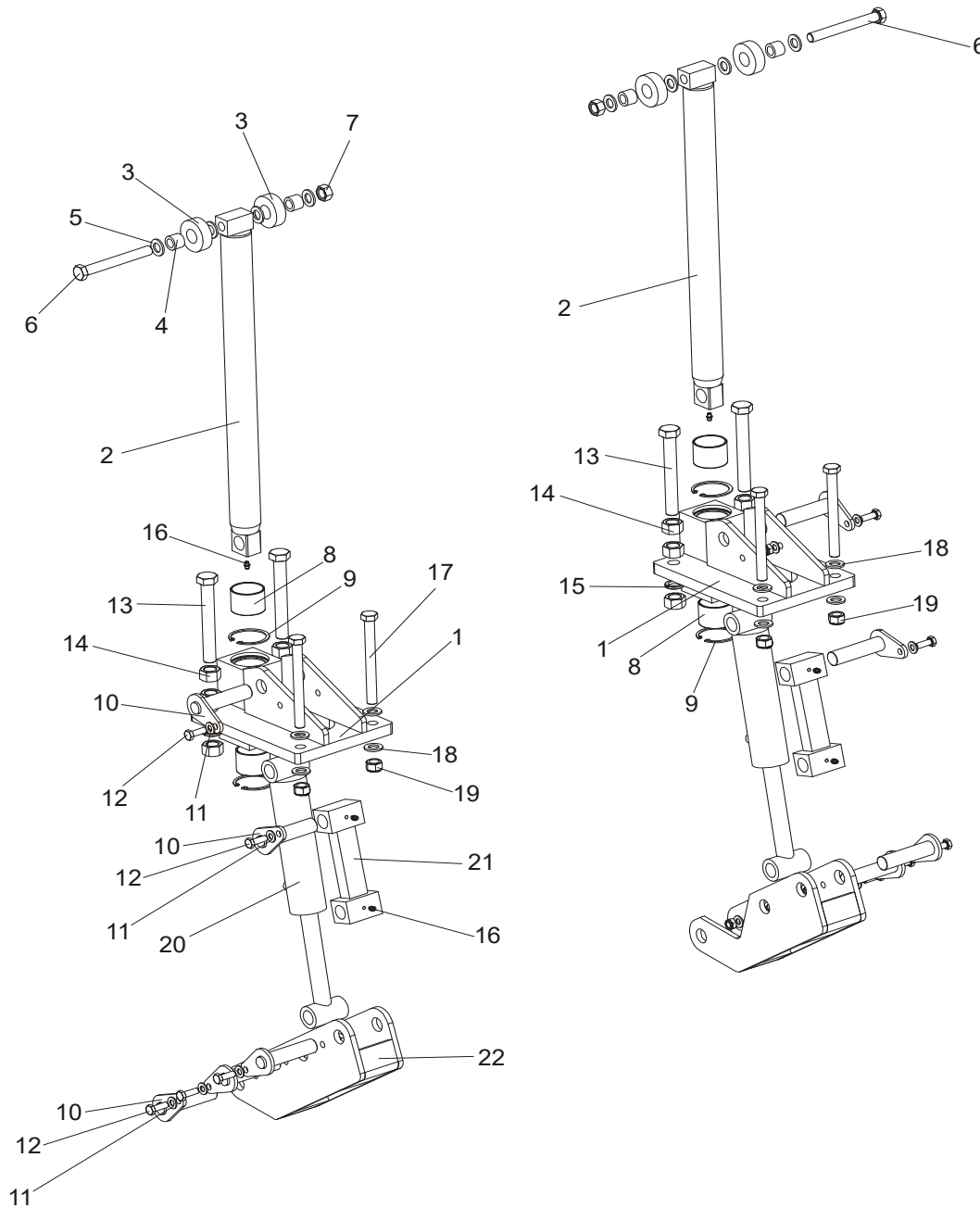
10	Washer, 28 Flat	F81061-1	4	
11	Cylinder, Log Clamp In/Out	015090	1	
12	Fitting, 1/4" NPT - 1/4" JIC Elbow	P09142	2	
13	Fitting, 1/4" NPT - 3/8" JIC Elbow	015491	2	
14	Link Weldment, Super Clamp	015047 ¹ -1	1	
15	Bolt, 1-14 x 8 1/2" Hex Head Grade 8	015049	1	
16	Bushing, Clamp Slide	015088	2	
17	Clamp Weldment, Vertical Super	015043 ²	1	
18	Block, Vertical Clamp Mount	015065 ²	1	
19	Washer, 8.4 Flat	F81054-1	8	
20	Bolt, 5/16-18 x 3/4" Hex Head	F05006-5	8	
21	Fitting, 3/16" Grease	P04107	1	
22	Cylinder, Log Clamp Up/Down	015050	1	
23	Fitting, 1/4" NPT - 1/4" JIC Elbow	P09142	2	
24	Screw, 1/2-13 x 2 1/2" Socket Head	F05008-39	2	
25	Plate, Super Log Clamp Mount	015068	1	
26	Washer, 7/8" Split Lock	F05011-46	1	
27	Bolt, 7/8-14 x 2" Hex Head Grade 5	F05014-2	1	
28	Bolt, 3/8-16 x 5" Hex Head	F81003-14	4	
29	Washer, 8.2 Flat	F81055-1	4	
30	Nut, 3/8-16 Hex Nylon Lock	F05010-10	4	
31	Bolt, M10 x 120-8.8 Hex Head Grade 5	F81004-35	2	
32	Nut, M12-8 Hex Nylon Lock	F81034-2	2	
	CLAMP STOP KIT, HYDRAULIC LOG	K09485	1	
33	Plate, Clamp Stop	W09404	1	
34	Bolt, M12 x 40-8.8 Hex Head Grade 5	F81004-4	2	
35	Washer, 13 Flat	F81056-1	2	
36	Nut, M12-8 Hex Nylon Lock	F81034-2	2	

¹ 015047 link weldment revised (rev. C1.00). Replacement of link weldment on mills prior to rev. C1.00 requires (Qty. 1) 015049 bolt.

² Clamp Mount Block 016065, Vertical Clamp Weldment 015043, and Link Weldment 015047 revised on Rev. C1.00C2.00 to lower the clamp in relation to the bed frame. Replacement requires adjustment in alignment procedures for bed rails. Raise the blade to 15 5/16" (385 mm) above the clamp and then adjust bed rails 15" (375 mm) from blade.

9.66 (L Type Frame)

9.67 Hydraulic Log Side Supports (Super version)



REF	DESCRIPTION (◆ Indicates Parts Available In Assemblies Only)	PART #	QTY.
	SUPPORT, LT70/300 VERTICAL LOG SIDE (2)	094388	
1	Mount Weldment, LT70/300 Vertical Side Support Upper	094003-1	1
2	Rod Weldment, LT70/300 Vertical Side Support Complete	094011-1	1
3	Roller, LT70/300 Vertical Side Support Zinc-Plated	094013-1	2
4	Bushing, LT70/300 Vertical Side Support Bronze	094012	2
5	Washer, 17 Flat Zinc	F81058-1	4
6	Bolt, M16x140-8.8 Hex Head Zinc	F81006-4	1
7	Nut, M16-5.8 Hex Zinc	F81036-1	1
8	Bushing, 5040BS Non-Greasable	088660	1



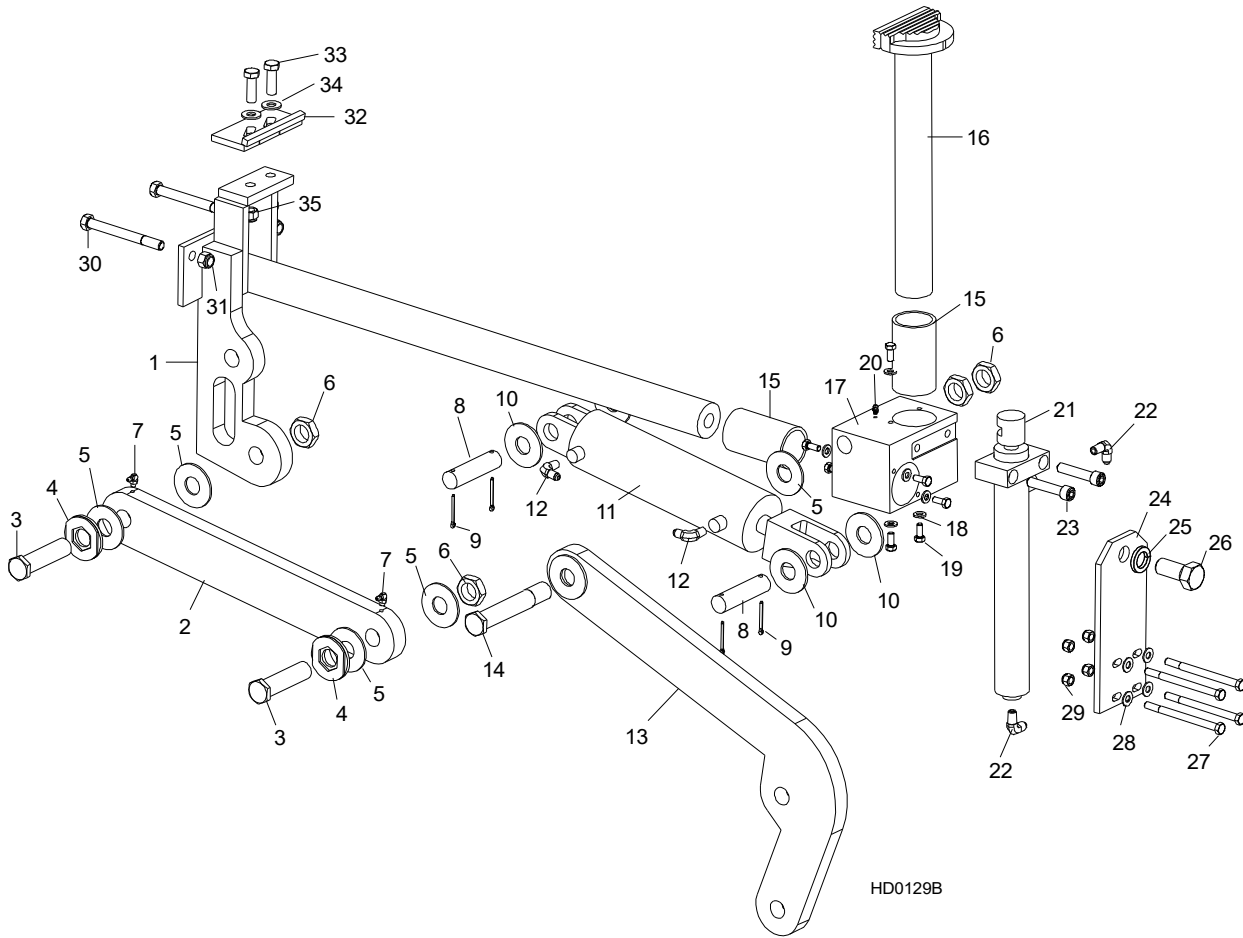
HYDRAULIC SYSTEM

Hydraulic Log Side Supports (Super version)

9	Ring, 62W Inside Retaining	F81090-1	2	
10	Pin Weldment, Vertical Side Support Zinc-Plated	091197-1	5	
11	Washer, 10.5 Flat Zinc	F81055-1	5	
12	Bolt, M10x30-5.8 Hex Head Full Thread Zinc	F81003-2	5	
13	Bolt, ISO 4017 M20x150 8.8 Zinc-Plated	F81007-3	2	
14	Nut, M20-8 Hex Zinc	F81037-1	6	
15	Washer, 20.5 Split Lock Zinc	F81059-1	2	
16	Fitting, M6 Grease	086280	2	
17	Bolt, M16x160 -8.8 Hex Head Zinc	F81006-20	2	
18	Washer, 17 Flat Zinc	F81058-1	4	
19	Nut, M16-8 Hex Nylon Zinc Lock	F81036-2	2	
20	Cylinder, 28/150 1/4 NPT Port Hydraulic	094002	1	
21	Link Weldment, LT300 Vertical Side Support	094016-1	1	
22	Mount Weldment, LT300 Vertical Side Support Lower	094387-1	1	
	SUPPORT, LT70/300 VERTICAL LOG SIDE	094010		
1	Mount Weldment, LT70/300 Vertical Side Support Upper	094003-1	1	
2	Rod Weldment, LT70/300 Vertical Side Support Complete	094011-1	1	
3	Roller, LT70/300 Vertical Side Support Zinc-Plated	094013-1	2	
4	Bushing, LT70/300 Vertical Side Support Bronze	094012	2	
5	Washer, 17 Flat Zinc	F81058-1	4	
6	Bolt, M16x140-8.8 Hex Head Zinc	F81006-4	1	
7	Nut, M16-5.8 Hex Zinc	F81036-1	1	
8	Bushing, 5040BS Non-Greasable	088660	1	
9	Ring, 62W Inside Retaining	F81090-1	2	
10	Pin Weldment, Vertical Side Support Zinc-Plated	091197-1	5	
11	Washer, 10.5 Flat Zinc	F81055-1	5	
12	Bolt, M10x30-5.8 Hex Head Full Thread Zinc	F81003-2	5	
13	Bolt, ISO 4017 M20x150 8.8 Zinc-Plated	F81007-3	2	
14	Nut, M20-8 Hex Zinc	F81037-1	6	
15	Washer, 20.5 Split Lock Zinc	F81059-1	2	
16	Fitting, M6 Grease	086280	2	
17	Bolt, M16x160 -8.8 Hex Head Zinc	F81006-20	2	
18	Washer, 17 Flat Zinc	F81058-1	4	
19	Nut, M16-8 Hex Nylon Zinc Lock	F81036-2	2	
20	Cylinder, 28/150 1/4 NPT Port Hydraulic	094002	1	
21	Link Weldment, LT70/300 Vertical Side Support	094016-1	1	
22	Mount Weldment, LT70/300 Vertical Side Support Lower	094387-1	1	

9.68 Hydraulic Log Clamp

LT30HD Rev. A1.00 - B2.00
 LT40HD Rev. A1.00 - B2.00
 LT30HD Super Rev. A1.00 - B2.00
 LT40HD Super Rev. A1.00 - B2.00



HD0129B

REF	DESCRIPTION (◆ Indicates Parts Available In Assemblies Only)	PART #	QTY.
	CLAMP ASSEMBLY, SUPER HYDRAULIC	015036-1	1
1	Mount Weldment, Super Clamp Tube	015037	1
2	Arm, Clamp Link	015089-1	1
3	Bolt, 1-14 x 4" Hex Head Grade 8	015072	1
4	Washer Weldment, Hex	015054-1	2
5	Washer, 1/8" x 2 1/2" Hardened	015057	5
6	Nut, 1-14 Hex Jam	F05010-118	4
7	Fitting, 1/4-28 x 90° Grease	P04108	2
8	Pin, 1" x 3.88" Cylinder Mount	S09251	1
9	Pin, 3/16" x 1 1/2" Cotter	F05012-23	4
10	Washer, 28 Flat	F81061-1	4



HYDRAULIC SYSTEM

Hydraulic Log Clamp

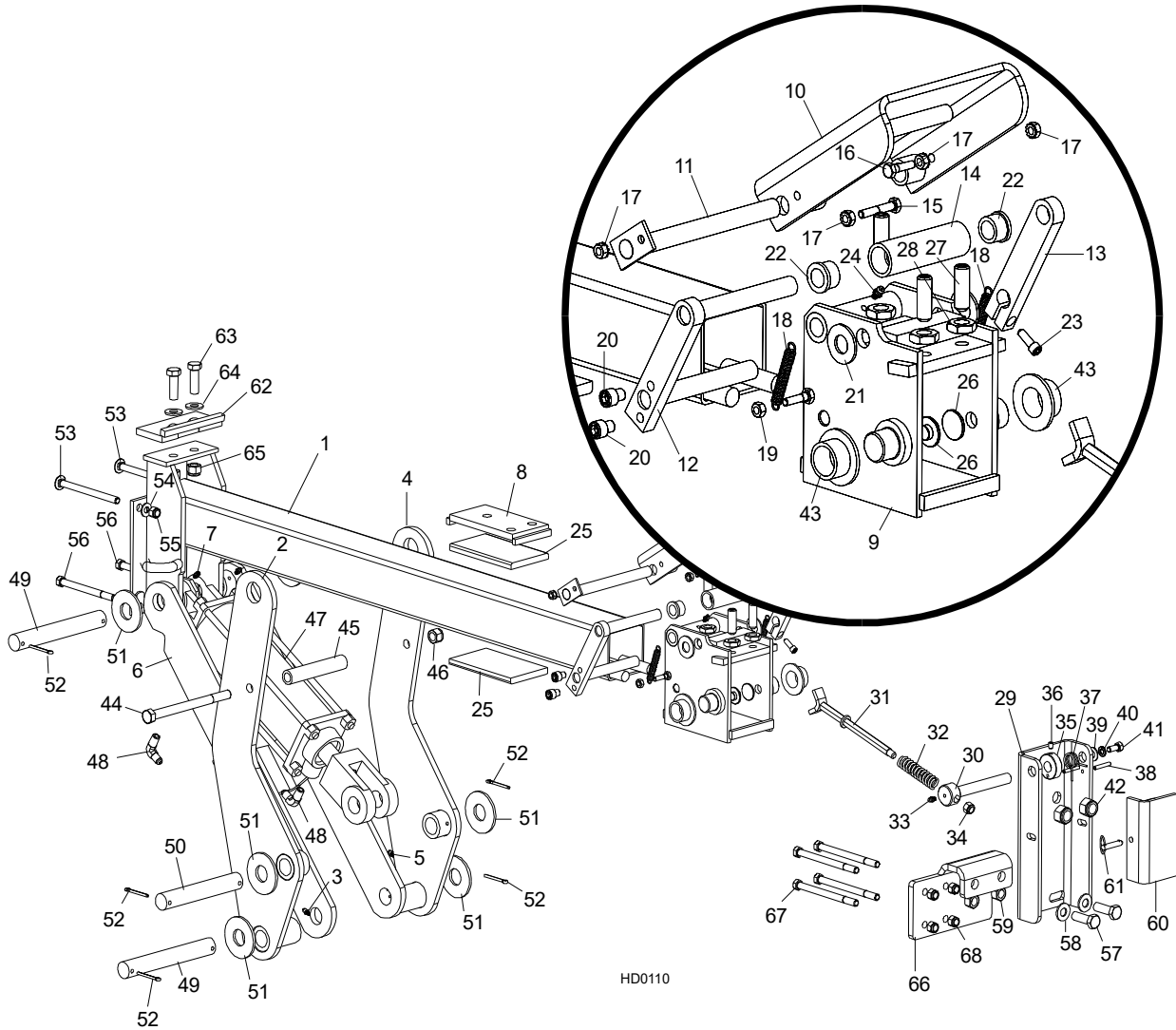
11	Cylinder, Log Clamp In/Out	015090	1	
12	Fitting, 1/4" NPT - 1/4" JIC Elbow	P09142	2	
13	Fitting, 1/4" NPT - 3/8" JIC Elbow	015491	2	
14	Link Weldment, Super Clamp	015047 ¹ -1	1	
15	Bolt, 1-14 x 8 1/2" Hex Head Grade 8	015049	1	
16	Bushing, Clamp Slide	015088	2	
17	Clamp Weldment, Vertical Super	015043	1	
18	Block, Vertical Clamp Mount	015065	1	
19	Washer, 8.4 Flat	F81054-1	8	
20	Bolt, 5/16-18 x 3/4" Hex Head	F05006-5	8	
21	Fitting, 3/16" Grease	P04107	1	
22	Cylinder, Log Clamp Up/Down	015050	1	
23	Fitting, 1/4" NPT - 1/4" JIC Elbow	P09142	2	
24	Screw, 1/2-13 x 2 1/2" Socket Head	F05008-39	2	
25	Plate, Super Log Clamp Mount	015068	1	
26	Washer, 7/8" Split Lock	F05011-46	1	
27	Bolt, 7/8-14 x 2" Hex Head Grade 5	F05014-2	1	
28	Bolt, 3/8-16 x 5" Hex Head	F81003-14	4	
29	Washer, 8.2 Flat	F81055-1	4	
30	Nut, 3/8-16 Hex Nylon Lock	F05010-10	4	
31	Bolt, M10 x 120-8.8 Hex Head Grade 5	F81004-35	2	
32	Nut, M12-8 Hex Nylon Lock	F81034-2	2	
	CLAMP STOP KIT, HYDRAULIC LOG	K09485	1	
33	Plate, Clamp Stop	W09404	1	
34	Bolt, M12 x 40-8.8 Hex Head Grade 5	F81004-4	2	
35	Washer, 13 Flat	F81056-1	2	
36	Nut, M12-8 Hex Nylon Lock	F81034-2	2	

¹ 015047 link weldment revised (rev. C1.00). Replacement of link weldment on mills prior to rev. C1.00 requires (Qty. 1) 015049 bolt.

9.69 Hydrauliczny docisk kłody

LT30HD
LT40HD

Rev. B1.00 - B1.02
Rev. B1.00 - B1.02



L.P.	OPIS (◆ wskazuje części dostępne jedynie w zespołach)	NUMER KAT.	SZT.	
	ZESTAW HYDRAULICZNEGO DOCISKU KŁODY 30"	K09465	1	
	Zespół hydraulicznego docisku kłody 30"	A11792	1	◆
1	Rura hydraulicznego docisku kłody 30"	W11802	1	
2	Ramię hydraulicznego docisku kłody 30" (przednie)	W11793	1	
3	Smarownicza prosta 3/16"	P04107	1	
4	Ramię hydraulicznego docisku kłody (tylne)	W11795	1	
5	Smarownicza prosta 3/16"	P04107	1	
6	Ramię mocujące hydraulicznego docisku kłody 30"	W11799	1	
7	Smarownicza prosta 3/16"	P04107	2	
8	Płytki mocujące plastikową podkładkę posuwu docisku	W09422	1	
	Zespół płytek i skrzynek hydraulicznego docisku kłody	A09635	1	

9	Skrzynka spawana hydraulicznego docisku kłody	W12069	1	◆
10	Płyta spawana hydraulicznego docisku kłody	W12752	1	
11	Sworzeń spawany hydraulicznego docisku kłody	W09639	1	
12	Ramię podporowe docisku	W09638	1	
13	Płytko końcowa podporowego ramienia docisku	S09649	1	
14	Podkładka dystansowa ramienia podporowego docisku	S09657	1	
15	Śruba z łbem sześciokątnym 1/4-20 x 1 1/4" Gr 2	F05005-5	1	
16	Śruba z łbem sześciokątnym 1/4-20 x 1" Gr 2	F05005-38	1	
17	Nakrętka sześciokątna samozabezpieczająca 1/4-20	F05010-9	4	
18	Sprężynka kłapy docisku 0.36 O.D. x 2.5"	P11817	2	
19	Nakrętka sześciokątna samozabezpieczająca 1/4-20	F05010-21	2	
20	Wkręt z łbem gniazdowym 3/8-16 x 1/2"	F05007-50	2	
21	Podkładka płaska 3/16" SAE	F05011-5	2	
22	Tulejka z brązu 5/8" I.D.	P05135	2	
23	Wkręt z łbem gniazdowym 1/4-20 x 3/4"	F05005-26	1	
24	Smarownicza prosta 3/16"	P04107	1	
25	Podkładka poślizgowa skrzynki docisku z tworzywa sztucznego	S09219	2	
26	Elementy ślizgowe z brązu	S09167	4	
27	Wkręt ustalający z łbem wpuszczanym 1/2-13 x 1 1/2"	F05008-31	3	
28	Przeciwnakrętka sześciokątna 1/2-13	F05010-31	3	
	Zespół płytki oporowej hydraulicznego docisku kłody	014614	1	
29	Płytko oporowa hydraulicznego docisku kłody	S09660	1	
30	Ramię obrotowe uaktywniające docisk	014615	1	
31	Ramię uaktywniające docisk	014613	1	
32	Sprężynka podtrzymująca aktywator docisku	014617	1	
33	Smarownicza prosta 3/16"	P04107	1	
34	Nakrętka samozabezpieczająca 3/8-16 z wkładką poliamidową	F05010-10	1	
35	Kolnierz ramienia uaktywniającego docisku	014616	1	
36	Wkręt 1/4-20 x 3/8"	F05005-47	1	
37	Sprężyna	014618	1	
38	Kolek sprężysty 3/16" x 1 1/4"	F05012-16	2	
39	Podkładka płaska 3/8"	F05011-3	1	
40	Podkładka sprężysta 5/16" SAE	F05011-13	1	
41	Śruba z łbem sześciokątnym 5/16-18 x 3/4"	F05006-5	1	
42	Nakrętka sześciokątna samozabezpieczająca 5/8-11z wkładką poliamid.	F05010-34	2	
43	Łożysko mosiężne hydraulicznego docisku 30"	P09464	2	
44	Śruba z łbem sześciokątnym 1/2-13 x 6 1/2"	F05008-6	1	
45	Tuleja dystansowa docisku	S09493	1	
46	Nakrętka sześciokątna samozabezpieczająca 1/2-13 z wkładką poliamid.	F05010-8	1	
	Zespół cylindra hydraulicznego docisku kłody	A09285	1	
47	Siłownik hydrauliczny 8" x 3"	P12847	1	◆
	Zestaw uszczelek siłownika hydraulicznego 8" x 3"	P12956	1	
48	Złącze kolankowe z gwintem wewnętrznym 90°	P09142	2	
49	Sworzeń mocujący tłok docisku	S09246	2	
50	Sworzeń obrotowy docisku	S09247	1	
51	Podkładka płaska 1" SAE	F05011-28	6	
52	Zawlecza 3/16" x 1 1/2"	F05012-23	6	
53	Śruba z łbem grzybkowym z podsadzeniem kwadratowym 3/8-16 x 5"	F05007-113	2	

54	Podkładka płaska 3/8" SAE	F05011-3	2	
55	Nakrętka samozabezpieczająca 3/8-16 z wkładką poliamidową	F05010-10	2	
56	Śruba z łbem sześciokątnym 3/8 - 16 x 4 1/2" GR 2	F05007-35	2	
57	Śruba z łbem sześciokątnym 1/2 - 16 x 1 1/2" GR 5	F05008-33	2	
58	Podkładka płaska 1/2" SAE	F05011-2	2	
59	Nakrętka sześciokątna samozabezpieczająca 1/2-13	F05010-3	2	
	Zespół przedłużenia docisku	A12208	1	
60	Przedłużenie docisku hydraulicznego 3"	W09922	1	◆
61	Sworzeń ustalający 5/16 x 1"	F05012-45	1	
	ZESPÓŁ PŁYTY OPOROWEJ DOCISKU KŁODY	K09485	1	
62	Płytkę oporową docisku	W09404	1	
63	Śruba z łbem sześciokątnym 1/2-13 x 1 1/2" GR 5	F05008-33	2	
64	Podkładka płaska 1/2" SAE	F05011-2	2	
65	Nakrętka sześciokątna samozabezpieczająca z wkładką poliami. 1/2-13	F05010-8	2	
66	WSPORNIK DOCISKU KŁODY	015252	1	
67	Śruba z łbem sześciokątnym 3/8-15 x 5" gr 2	F05007-5	4	
68	Nakrętka samozabezpieczająca 3/8-16 z wkładką poliamidową	F05010-10	4	

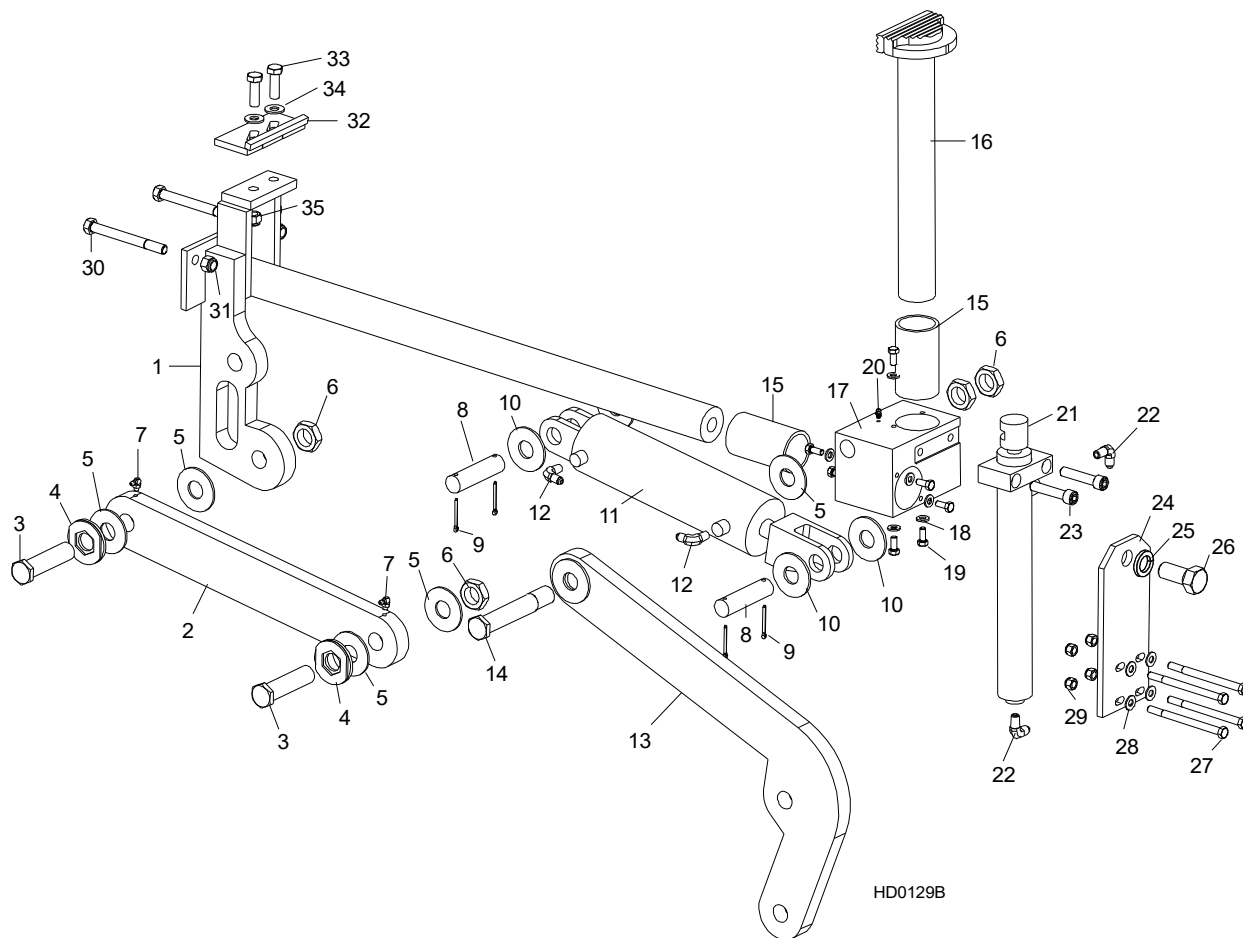
9.70 Hydrauliczny docisk kłody

LT30HD Rev. C2.00 - C4.00

LT40HD Rev. C2.00 - C4.00

LT30HD Super Rev. C2.00 - C4.00

LT40HD Super Rev. C2.00 - C4.00



L.P.	OPIS (◆ wskazuje części dostępne jedynie w zespołach)	NUMER KAT.	SZT.
	ZESTAW HYDRAULICZNEGO DOCISKU KŁODY	015036-1	1
1	Rura hydraulicznego docisku kłody (super)	015037	1
2	Ramię hydraulicznego docisku kłody	015089-1	1
3	Śruba z łbem sześciokątnym 1-14 x 4" kl. 8	015072	1
4	Podkładka hydraulicznego docisku kłody	015054-1	2
5	Podkładka 1/8" x 2 1/2"	015057	5
6	Przeciwnakrętka sześciokątna 1-14	F05010-118	4
7	Smarownicza 1/4-28 x 90st	P04108	2
8	Sworzeń mocujący tłok docisku 1" x 3.88"	S09251	1
9	Zawlecзка 3/16" x 1 1/2"	F05012-23	4
10	Podkładka płaska 28	F81061-1	4

11	Siłownik hydrauliczny docisku kłody	015090	1	
12	Złączka kolankowa 1/4" NPT - 1/4" JIC	P09142	2	
13	Złączka kolankowa 1/4" NPT - 3/8" JIC	015491	2	
14	Łącznik hydrauliki docisku kłody	015047-1	1	
15	Śruba z łbem sześciokątnym 1-14 x 8 1/2" kl. 8	015049	1	
16	Tuleja przewodnika hydraulicznego docisku kłody	015088	2	
17	Zespół pręta pionowego hydraulicznego docisku kłody	015043	1	
18	Blok przewodnika hydraulicznego docisku kłody	015065	1	
19	Podkładka płaska 8.4	F81054-1	8	
20	Śruba z łbem sześciokątnym 5/16-18 x 3/4"	F05006-5	8	
21	Smarownicza prosta 3/16"	P04107	1	
22	Siłownik hydrauliczny docisku kłody góra/dół	015050	1	
23	Złączka kolankowa 1/4" NPT - 1/4" JIC	P09142	2	
24	Wkręt z łbem gniazdowym 1/2-13 x 2 1/2"	F05008-39	2	
25	Płytkę montażową docisku (super)	015068	1	
26	Podkładka sprężysta 7/8" SAE	F05011-46	1	
27	Śruba z łbem sześciokątnym M10 x 120 8.8	F05014-2	1	
28	Śruba z łbem sześciokątnym 8.2	F81003-14	4	
29	Podkładka płaska 3/8" SAE	F81055-1	4	
30	Nakrętka samozabezpieczająca 3/8-16 z wkładką poliamidową	F05010-10	4	
31	Śruba z łbem sześciokątnym	F81004-35	2	
32	Nakrętka sześciokątna samozabezpieczająca 1/2-13 z wkładką poliamid.	F81034-2	2	
	ZESPÓŁ PŁYTY OPOROWEJ DOCISKU KŁODY	K09485	1	
33	Płytkę oporową docisku	W09404	1	
34	Śruba z łbem sześciokątnym M12 x 40 8.8	F81004-4	2	
35	Podkładka płaska 13	F81056-1	2	
36	Nakrętka sześciokątna samozabezpieczająca z wkładką poliami. M12 - 8	F81034-2	2	

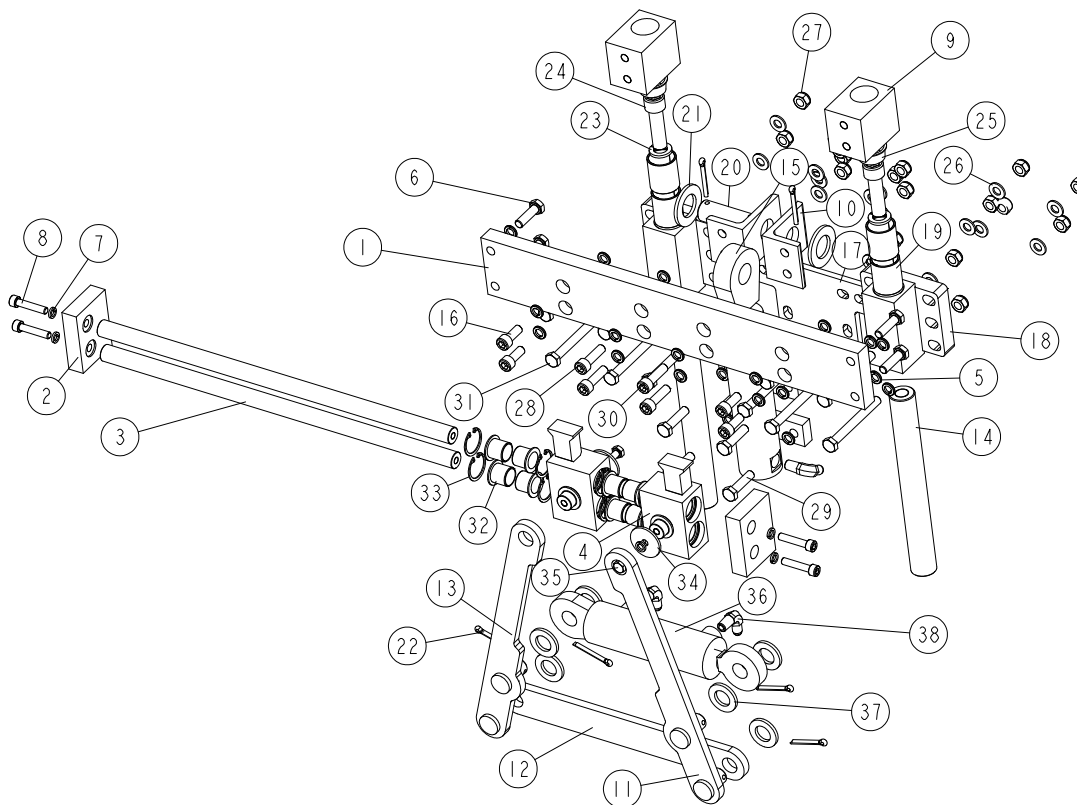
Hydraulic Pull-Down Clamp *LT30HD Rev. C4.01+*

LT40HD Rev. C4.01+

LT70 AH Rev. B1.01+

9.71 LT70 DH Rev. B1.01+

094129_001
 094129_MANUAL



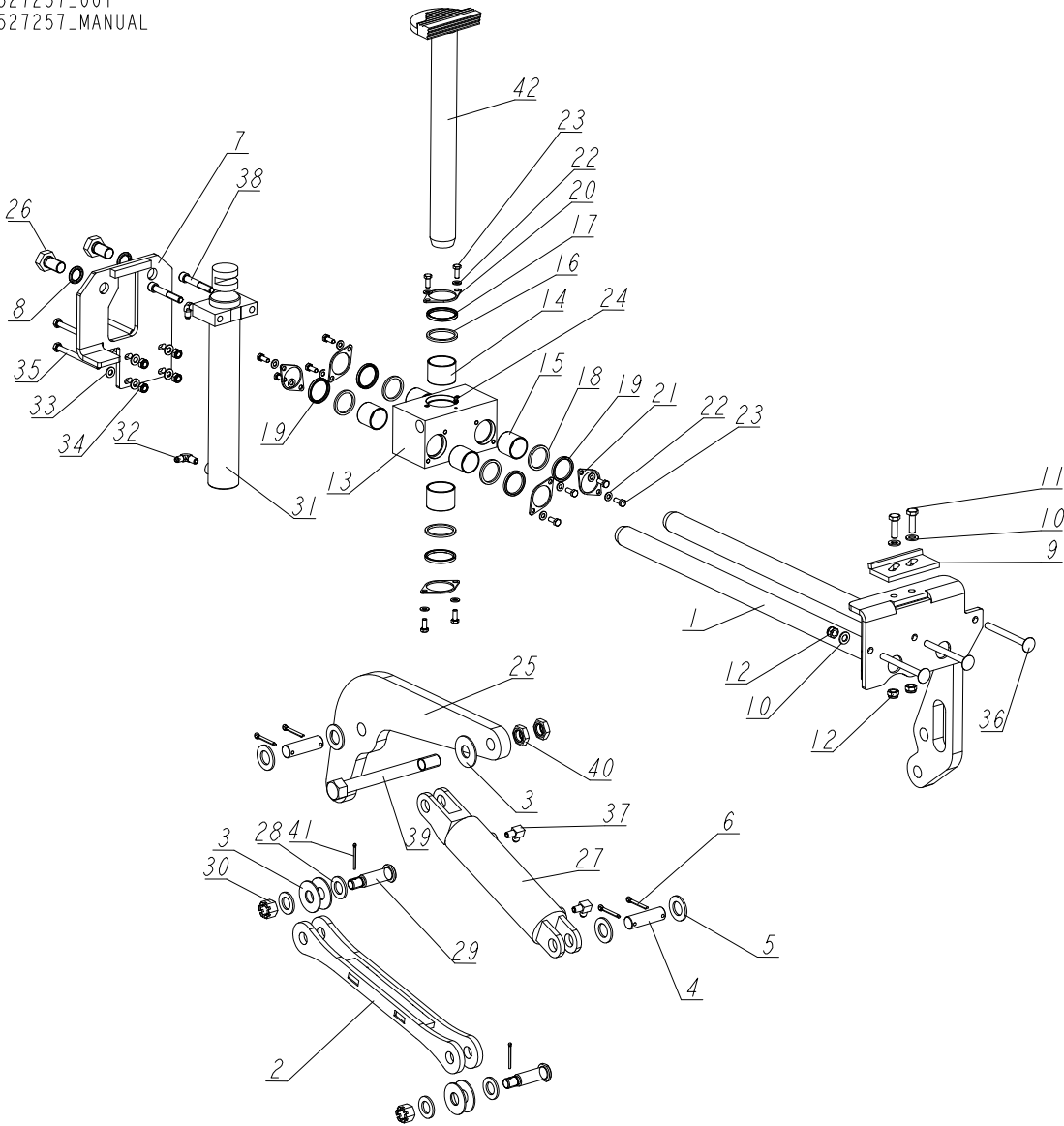
REF.	DESCRIPTION (◆ Indicates Parts Available in Assemblies Only)	PART #	QTY
-	CLAMP ASSEMBLY, HYDRAULIC LOG CLAMP – COMPLETE	094129	1
1	Beam, log clamp main zinc-plated	094115-1	1
2	PLATE, LOCKING ZINC-PLATED	094117-1	2
3	rod, log clamp jaw guide	094116	2
4	JAW WELDMENT, LOG CLAMP ZINC-PLATED	094120-1	2
5	WASHER, 10.2 SPLIT LOCK ZINC	F81055-2	26
6	BOLT, M10X35-8.8 HEX HEAD FULL THREAD ZINC	F81003-17	4
7	WASHER, 8.2 SPLIT LOCK ZINC	F81054-4	6
8	SCREW, M8X40-8.8 HEX SOCKET HEAD CAP ZINC	F81002-29	4
9	BLOCK, LOG CLAMP UP/DOWN	094124-1	2
10	ANGLE, LOG CLAMP BRACKET	094127-1	2
11	LINK, LOG CLAMP IN/OUT SIDE ZINC-PLATED (2)	094099-1	1
12	ARM, LOG CLAMP IN/OUT ZINC-PLATED	094092-1	1
13	LINK, LOG CLAMP IN/OUT SIDE ZINC-PLATED (1)	094097-1	1
14	PIN, LOG CLAMP UP/DOWN	088631	2
15	CYLINDER, CJ7F-16/40/22 + UE2-40W HYDRAULIC	091346	1
16	SCREW, M10X25 8.8 HEX SOCKET HEAD CAP ZINC	F81003-32	4
17	PLATE WELDMENT, HYDRAULIC CYLINDER MOUNTING	094094-1	1
-	GUIDE BLOCK W/SELF-LUBRICATING BUSHINGS	090544	2

REF.	DESCRIPTION (◆ Indicates Parts Available in Assemblies Only)	PART #	QTY
18	BLOCK WELDMENT, LOG CLAMP GUIDE PTD	090543-1	1
19	BUSHING, 3040BS SELF-LUBRICATING	088676	2
20	PIN, 25X75 ZINC-PLATED	088659-1	1
21	WASHER, 28 FLAT ZINC	F81061-1	2
22	PIN, S-ZN 5X40 COTTER	F81043-31	6
23	WASHER, 16.3 SPLIT LOCK ZINC	F81058-2	2
24	SCREW, M16X55-8.8 HEX SOCKET HEAD CAP ZINC	F81006-18	2
25	PLUG, M33 THREAD #12428	089839	2
26	WASHER, 10.5 FLAT ZINC	F81055-1	18
27	nut, m10-8-b hex nylon zinc lock	F81033-1	18
28	SCREW, M10X35 8.8 HEX SOCKET HEAD CAP ZINC	F81003-56	4
29	BOLT, M10X40-8.8 HEX HEAD FULL THREAD ZINC	F81003-16	4
30	BOLT, M10X75-8.8 HEX HEAD ZINC	F81003-15	2
31	BOLT, M10X95-8.8-B HEX HEAD ZINC	F81003-71	8
32	BUSHING, JFM-2023-21 FLANGED	094113	8
33	RING, W31 INSIDE RETAINING	F81090-53	8
34	WASHER, ZINC-PLATED SPACER	094128-1	2
35	BOLT, M8X12-8.8 HEX HEAD FULL THREAD ZINC	F81002-6	2
36	CYLINDER, SJ2F-16-40/22/80 HYDRAULIC	093880	1
37	WASHER, 21 FLAT ZINC	F81059-2	6
38	FITTING, 1/4NPTX1/4JIC MALE ELBOW	P09142	4
REF.	DESCRIPTION (◆ indicates parts available in assemblies only)	PART #	QTY
-	CLAMP ASSEMBLY, HYDRAULIC LOG - COMPLETE	094129	1
1	BEAM, LOG CLAMP MAIN ZINC-PLATED	094115-1	1
2	PLATE, LOCKING ZINC-PLATED	094117-1	2
3	ROD, LOG CLAMP JAW GUIDE	094116	2
4	JAW WELDMENT, LOG CLAMP ZINC-PLATED	094120-1	2
5	WASHER, Z 10.2 SPLIT LOCK ZINC	F81055-2	26
6	BOLT, M10X35-8.8 HEX HEAD FULL THREAD ZINC	F81003-17	4
7	WASHER, 8.2 SPLIT LOCK ZINC	F81054-4	6
8	SCREW, M8X40-8.8 HEX SOCKET HEAD CAP ZINC	F81002-29	4
9	BLOCK, LOG CLAMP UP/DOWN	094124-1	2
10	ANGLE, LOG CLAMP BRACKET	094127-1	2
11	LINK, LOG CLAMP IN/OUT SIDE ZINC-PLATED (2)	094099-1	1
12	ARM, LOG CLAMP IN/OUT ZINC-PLATED	094092-1	1
13	LINK, LOG CLAMP IN/OUT SIDE ZINC-PLATED (1)	094097-1	1
14	PIN, LOG CLAMP UP/DOWN	088631	2
15	CYLINDER, CJ7F-16/40/22 + UE2-40W HYDRAULIC	091346	1
16	SCREW, M10X25 8.8 HEX SOCKET HEAD CAP ZINC	F81003-32	4
17	PLATE WELDMENT, HYDRAULIC CYLINDER MOUNTING	094094-1	1
-	GUIDE BLOCK W/SELF-LUBRICATING BUSHINGS	090544	2
18	BLOCK WELDMENT, LOG CLAMP GUIDE PTD	090543-1	1
19	BUSHING, 3040BS SELF-LUBRICATING	088676	2
20	PIN, 25X75 ZINC-PLATED	088659-1	1
21	WASHER, 28 FLAT ZINC	F81061-1	2
22	PIN, S-ZN 5X40 COTTER	F81043-31	6
23	WASHER, 16.3 SPLIT LOCK ZINC	F81058-2	2

REF.	DESCRIPTION (◆ indicates parts available in assemblies only)	PART #	QTY	
24	SCREW, M16X55-8.8 HEX SOCKET HEAD CAP ZINC	F81006-18	2	
25	PLUG, M33 THREAD #12428	089839	2	
26	WASHER, 10.5 FLAT ZINC	F81055-1	18	
27	NUT, M10-8-B HEX NYLON ZINC LOCK	F81033-1	18	
28	SCREW, M10X35 8.8 HEX SOCKET HEAD CAP ZINC	F81003-56	4	
29	BOLT, M10X40-8.8 HEX HEAD FULL THREAD ZINC	F81003-16	4	
30	BOLT, M10X75-8.8 HEX HEAD ZINC	F81003-15	2	
31	BOLT, M10X95-8.8-B HEX HEAD ZINC	F81003-71	8	
32	BUSHING, JFM-2023-21 FLANGED	094113	8	
33	RING, W31 INSIDE RETAINING	F81090-53	8	
34	WASHER, ZINC-PLATED SPACER	094128-1	2	
35	BOLT, M8X12-8.8 HEX HEAD FULL THREAD ZINC	F81002-6	2	
36	CYLINDER, SJ2F-16-40/22/80 HYDRAULIC	093880	1	
37	WASHER, 21 FLAT ZINC	F81059-2	6	
38	FITTING, 1/4NPTX1/4JIC MALE ELBOW	P09142	4	

9.72 Main Hydraulic Log Clamp (2 Rods)

527257_001
527257_MANUAL



REF.	DESCRIPTION (◆ indicates parts available in assemblies only)	PART #	QTY
-	CLAMP, MAIN HYDRAULIC - 2 RODS	527257	1
1	ROD WELDMENT, MAIN HYDRAULIC CLAMP	525107-1	1
2	ARM WELDMENT, HYDRAULIC CLAMP LINK	086963-1	1
3	WASHER, 25 X 63 ZINC-PLATED	088585-1	5
4	PIN, HYDRAULIC CYLINDER ZINC-PLATED	086979-1	2
5	WASHER, 28 FLAT ZINC	F81061-1	4
6	PIN, S-ZN-6.3X45 COTTER	F81045-2	4
7	PLATE, MOUNT (LOG CLAMP W/2 RODS)	527258-1	1
8	WASHER, Z 22.5 SPLIT LOCK ZINC	F81059-4	2
9	STOP WLDMT, HYDRAULIC LOG CLAMP	086980-1	1
10	WASHER, 13 FLAT ZINC	F81056-1	5
11	BOLT, M12X40 8.8 HEX HEAD FULL THREAD ZINC	F81004-4	2

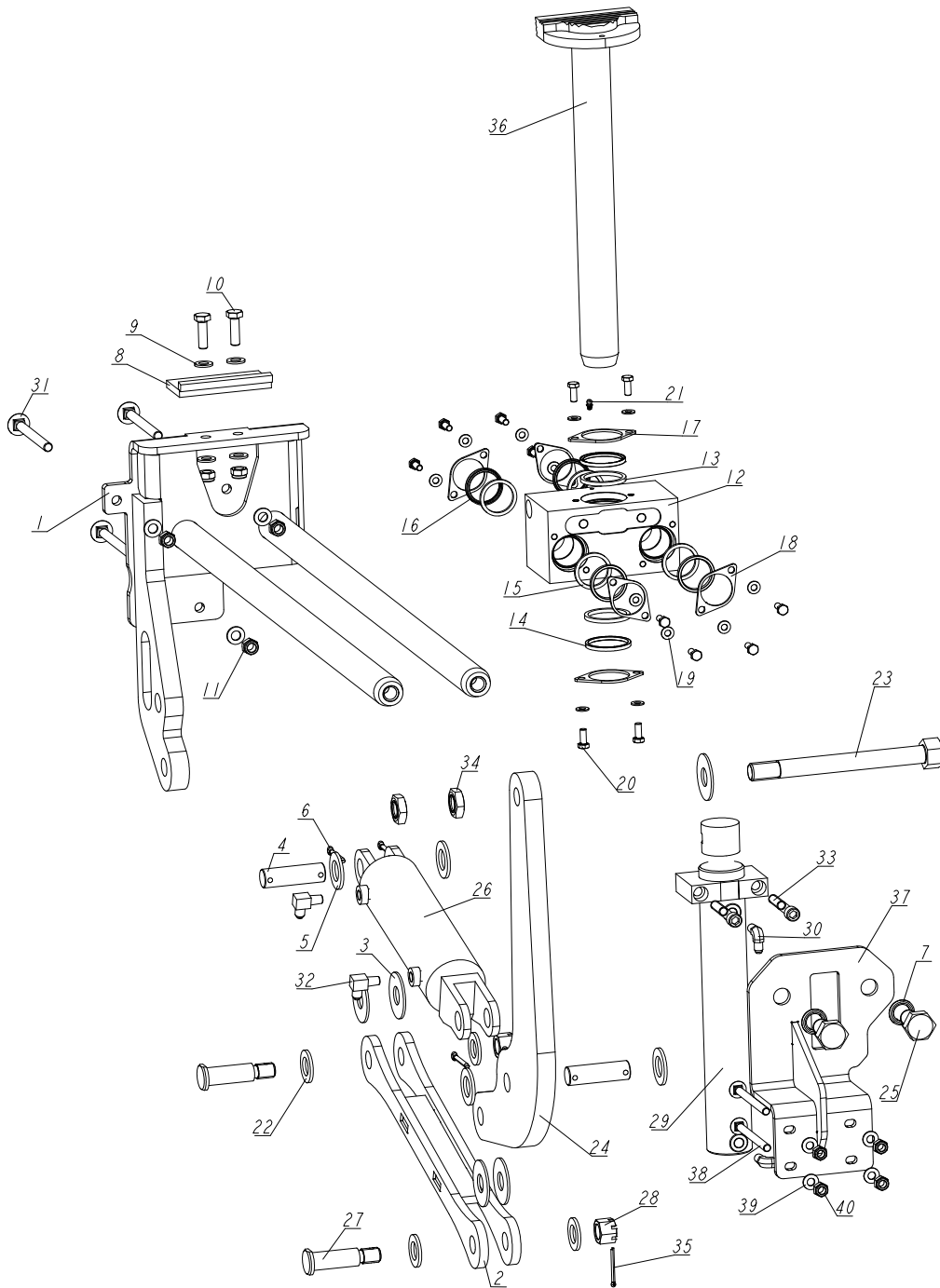


HYDRAULIC SYSTEM

Main Hydraulic Log Clamp (2 Rods)

REF.	DESCRIPTION (◆ indicates parts available in assemblies only)	PART #	QTY	
12	NUT, M12 8 HEX NYLON ZINC LOCK	F81034-2	5	
-	BLOCK, STEEL W/BUSHINGS - COMPLETE	521951	1	
-	BLOCK, STEEL W/BUSHINGS	521950-1	1	
13	BLOCK, STEEL	521937	1	
14	BUSHING, 5040BS NON-GREASABLE	088660	2	
15	BUSHING, 4040BS SELF-LUBRICATING	525077	4	
16	SPACER, HYDRAULIC LOG CLAMP	089324	2	
17	WIPER, ZZ 50X60X7 INCO LOG CLAMP ROD	088587	2	
18	WASHER, WIPER - WIDE	525080	4	
19	WIPER, ZZ-40X50X5/7	525079	4	
20	FLANGE, CLAMP ROD WIPER PAINTED	088887-1	2	
21	FLANGE, WIPER	525081-1	4	
22	WASHER, 8.4 FLAT ZINC	F81054-1	12	
23	BOLT, M8X20-8.8-B HEX HEAD FULL THREAD ZINC	F81002-4	12	
24	FITTING, 3/16X3/16 STRAIGHT GREASE	P04107	1	
25	ARM, HYDRAULIC LOG CLAMP LINK	086974-1	1	
26	BOLT, M22X1,5X40-8.8-B HEX HEAD FULL ZINC	F81009-1	2	
27	CYLINDER, CJ-596-16-70/32/78 HYDRAULIC	088589	1	
	GASKET, WM 70/32H178AU(088589)(088680)	589503-S	1	
28	WASHER, 25 FLAT ZINC	F81061-3	4	
29	PIN, B 24X95/85 CLEVIS ZINC	F81049-2	2	
30	NUT, Z M20-8-B SLOTTED CASTLE ZINC	F81037-3	2	
31	CYLINDER, CJ-S582-16-50/35/300	711617	1	
32	FITTING, 1/4NPTX1/4JIC MALE ELBOW	P09142	2	
33	WASHER, 10.5 FLAT ZINC	F81055-1	8	
34	NUT, M10-8-B HEX NYLON ZINC LOCK	F81033-1	4	
35	BOLT, M10 X 125-8.8 HEX HEAD ZINC	F81003-18	4	
36	BOLT, M12X130-8.8 CARRIAGE HEAD ZINC	F81004-26	3	
37	FITTING, 3/8JIC-1/4NPT 90L	015491	2	
38	SCREW, M12X80-8.8 HEX SOCKET HEAD CAP ZINC	F81004-20	2	
39	BOLT M24X240-8.8-B HEX HEAD ZINC	F81009-17	1	
40	NUT, M24-04-B HEX THIN ZINC	F81039-3	2	
41	PIN, 4X30 COTTER ZINC-PLATED	F81043-22	2	
42	ROD ASSEMBLY, VERTICAL	710735-1	1	

9.73 Main Log Clamp (540970)



REF.	DESCRIPTION (◆ indicates parts available in assemblies only)	PART #	QTY
-	MAIN LOG CLAMP	540970	1
1	ROD ASSEMBLY, MAIN LOG CLAMP	540969-1	1
2	ARM WELDMENT, HYDRAULIC CLAMP LINK	086963-1	1
3	WASHER, 25 x 63 ZINC-PLATED	088585-1	5
4	PIN, HYDRAULIC CYLINDER ZINC-PLATED	086979-1	2
5	WASHER, 28	F81061-1	4



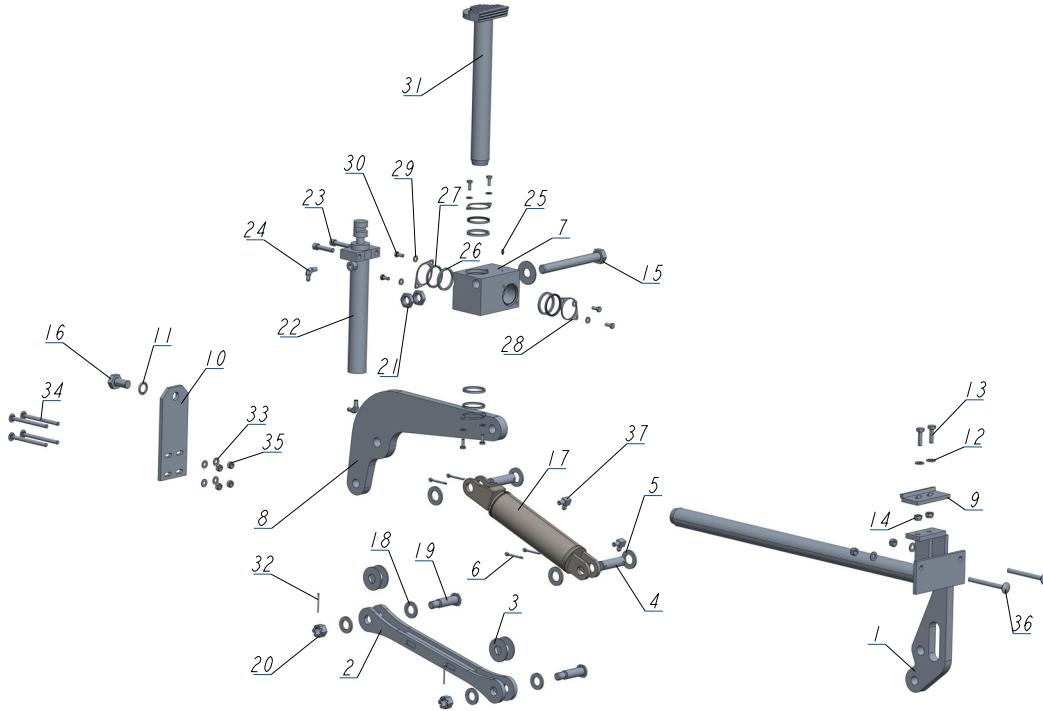
HYDRAULIC SYSTEM

Main Log Clamp (540970)

REF.	DESCRIPTION (◆ indicates parts available in assemblies only)	PART #	QTY	
6	PIN, S-ZN-6.3X45 COTTER	F81045-2	4	
7	WASHER, Z 22.5 SPLIT LOCK ZINC	F81059-4	2	
8	STOP WLDMT, HYDRAULIC LOG CLAMP PAINTED	086980-1	1	
9	WASHER,13 FLAT ZINC	F81056-1	7	
10	BOLT, M12x40 8.8 HEX HEAD FULL THR.ZINC	F81004-4	2	
11	NUT, M12 8 HEX NYLON ZINC LOCK	F81034-2	5	
-	BLOCK, STEEL W/BUSHINGS - COMPLETE	521951	1	
12	BLOCK, STEEL W/BUSHINGS	521950-1	1	
13	SPACER, HYDRAULIC LOG CLAMP	089324	2	
14	WIPER, ZZ 50x60x7 INCO LOG CLAMP ROD	088587	2	
15	WASHER, WIPER - WIDE	525080	4	
16	WIPER, ZZ-40X50X5/7	525079	4	
17	FLANGE, CLAMP ROD WIPER PAINTED	088887-1	2	
18	FLANGE, WIPER	525081-1	4	
19	WASHER, 8.4 FLAT ZINC	F81054-1	12	
20	BOLT, M8x20-8.8-B HEX HEAD FULL THREAD ZINC	F81002-4	12	
21	FITTING, 3/16X3/16 STRAIGHT GREASE	P04107	1	
22	WASHER, 25 FLAT ZINC	F81061-3	4	
23	BOLT M24X240-8.8-B HEX HEAD ZINC	F81009-17	1	
24	arm, log clamp	547699-1	1	
25	BOLT,M22X1,5X40-8.8-B HEX HEAD FULL ZINC	F81009-1	2	
26	CYLINDER, CJ-596-16-70/32/78 HYDRAULIC	088589	1	
	GASKET, WM 70/32H178AU(088589)(088680)	589503-S	1	
27	PIN, B 24x95/85 CLEVIS ZINC	F81049-2	2	
28	NUT, Z M20-8-B SLOTTED CASTLE ZINC	F81037-3	2	
29	CYLINDER, CJ-S582-16-50/35/300	711617	1	
30	FITTING, 1/4NPTX1/4JIC MALE ELBOW	P09142	2	
31	BOLT, M12X130-8.8 CARRIAGE HEAD ZINC	F81004-26	3	
32	FITTING, 3/8JIC-1/4NPT 90L	015491	2	
33	SCREW, M12x80-8.8 HEX SOCKET HEAD CAP ZINC	F81004-20	2	
34	NUT, M24-04-B HEX THIN ZINC	F81039-3	2	
35	PIN, 4x30 COTTER ZINC-PLATED	F81043-22	2	
36	ROD ASSEMBLY, VERTICAL	710735-1	1	
37	BRACKET, COMPLETE	547682-1	1	
38	BOLT, M10X125 CARRIAGE	F81003-34	4	
39	WASHER, 10.5 FLAT ZINC	F81055-1	4	
40	NUT, M10-8-B HEX NYLON ZINC LOCK	F81033-1	4	

9.74 Two-Plane Log Clamp - M-Type Frame +100 (544213)

544213_001
544213_MANUAL



REF	DESCRIPTION (◆ indicates parts available in assemblies only)	PART #	QTY
-	TWO-PLANE LOG CLAMP (M-TYPE FRAME +100)	544213	1
1	ROD ASSEMBLY, TWO-PLANE LOG CLAMP	544212-1	1
2	ARM WELDMENT, HYDRAULIC CLAMP LINK PTD	086963-1	1
3	WASHER, 25 X 63	088585	5
4	PIN, HYDRAULIC CYLINDER ZINC-PLATED	086979-1	2
5	WASHER, 28 FLAT ZINC	F81061-1	4
6	PIN, S-ZN-6.3X45 COTTER	F81045-2	4
7	BLOCK, LOG CLAMP PAINTED STEEL	088591-1	1
8	ARM, LX450 HYDRAULIC CLAMP LINK	518923-1	1
9	STOP WLDMT, HYDRAULIC LOG CLAMP PAINTED	086980-1	1
10	MOUNTING PLATE, PAINTED	551125-1	1
11	WASHER, Z 22.5 SPLIT LOCK ZINC	F81059-4	1
12	WASHER, 13 FLAT ZINC	F81056-1	4
13	BOLT, M12 X 40 8.8 HEX HEAD GRADE 5	F81004-4	2
14	NUT, M12-8 HEX NYLON ZINC LOCK	F81034-2	4
15	BOLT, M24X217/39-8.8-B HEX HEAD ZINC	088586-1	1
16	BOLT, M22X1,5X40-8.8-B HEX HEAD FULL ZINC	F81009-1	1
17	CYLINDER, D70-32H178L432 B	586987	1
18	WASHER, 25 FLAT ZINC	F81061-3	4
19	PIN, B 24X95/85 CLEVIS ZINC	F81049-2	2
20	NUT, Z M20-8-B SLOTTED CASTLE ZINC	F81037-3	2
21	NUT, M24-04-B HEX THIN ZINC	F81039-3	2

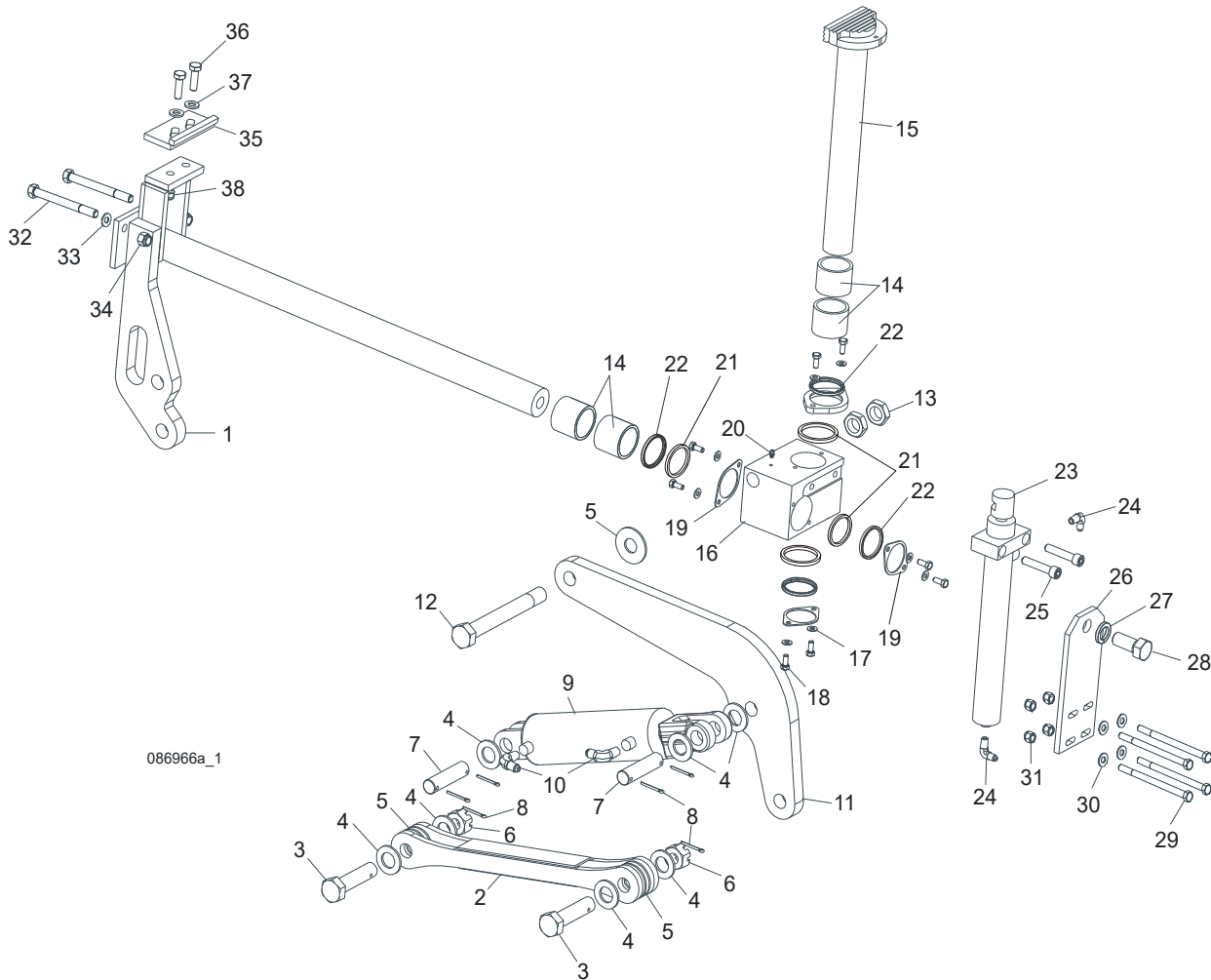


HYDRAULIC SYSTEM

Two-Plane Log Clamp - M-type Frame +100 (544213)

REF	DESCRIPTION (◆ indicates parts available in assemblies only)	PART #	QTY	
22	CYLINDER, CJ-S169-16-40/22/254 HYDRAULIC	088590	1	
23	SCREW, M12X55-8.8-B HEX SOCKET HEAD CAP	F81004-23	2	
24	FITTING, 1/4NPTX1/4JIC MALE ELBOW	P09142	2	
25	FITTING, 3/16X3/16 STRAIGHT GREASE	P04107	1	
26	SPACER, HYDRAULIC LOG CLAMP	089324	4	
27	WIPER, ZZ 50X60X7 INCO LOG CLAMP ROD	088587	4	
28	FLANGE, CLAMP ROD WIPER PAINTED	088887-1	4	
29	WASHER, 8.4 FLAT ZINC	F81054-1	8	
30	BOLT, M8X20 8.8 HEX HEAD FULL THREAD ZIN	F81002-4	8	
31	ROD WELDMENT, LOG CLAMP VERTICAL PAINTED	088582-1	1	
32	PIN, S-ZN 4 X 45 COTTER	F81043-21	2	
33	WASHER, 10.5 FLAT ZINC	F81055-1	4	
34	BOLT, M10X125 CARRIAGE	F81003-34	4	
35	NUT, M10-8-B HEX NYLON ZINC LOCK	F81033-1	4	
36	BOLT, M12X130-8.8 CARRIAGE HEAD ZINC	F81004-26	2	
37	FITTING, 3/8JIC-1/4NPT 90L	015491	2	

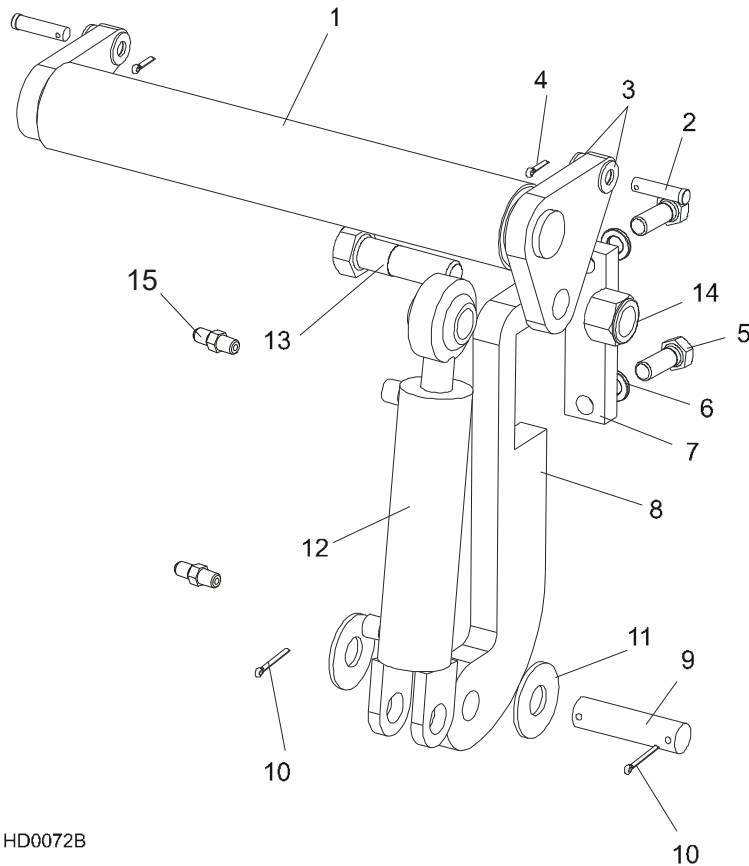
9.75 Hydraulic Log Clamp



REF.	DESCRIPTION (◆ Indicates Parts Available In Assemblies Only)	PART #	QTY
	LOG CLAMP ASSEMBLY, TWO-PLANE	088658	1
1	Rod Weldment, Log Clamp Slide	086967-1	1
2	Arm Weldment, Hydraulic Clamp Link	086963-1	1
3	Pin, B 24x95/85 Clevis Zinc	F81049-2	1
4	Washer, 25 Flat Zinc	F81061-3	8
5	Washer, 25x63 Zinc-Plated	088585-1	5
6	Nut, M20-8-3 Hex Slotted Castle Zinc	F81037-3	2
7	Pin, Hydraulic Cylinder Zinc-Plated	086979-1	2
8	Pin, 6.3x45 Cotter Zinc	F81045-2	6
9	Cylinder, CJ-S96-16-70/32/178 Hydraulic	088589	1
10	Fitting, 90° Male Elbow	P09142	2
11	Fitting, 1/4" NPT - 1/4" JIC Elbow	P09142	2
12	Fitting, 1/4" NPT - 3/8" JIC Elbow	P09142	2
13	Arm, Hydraulic Log Clamp Link	086974-1	1
14	Bolt, M24x217/39 -8.8-B Hex Head Zinc	088586-1	1
15	Nut, M24 -04-B Hex Thin Zinc	F81039-3	2
16	Bushing, 5040BS Self-Lubricating	088660	2

17	Rod Weldment, Log Clamp Vertical Painted	088582-1	1	
18	Block, Log Clamp Painted Steel	088591-1	1	
19	Washer, 8.4 Flat Zinc	F81054-1	8	
20	Bolt, M8x20-8.8-B Hex Head Full Thread Zinc	F81002-4	8	
21	Flange, Clamp Rod Wiper Painted	088887-1	3	
22	Fitting, 3/16" Straight Grease	P04107	1	
23	Spacer, Log Clamp	089324	1	
24	Wiper, ZZ 50x60x7 INCO Log Clamp Rod	088587	1	
25	Cylinder, CJ-S169-16-40/22/254 Hydraulic	088590	1	
26	Fitting, 90° Male Elbow	P09142	2	
27	Screw, M12x55-8.8-B Hex Socket Head Cap Zinc	F81004-23	2	
28	Plate, Log Clamp Mount Painted	086975-1	1	
29	Washer, Z 22.5 Split Lock Zinc	F81059-4	1	
30	Bolt, M22x1.5x40-8.8-B Hex Head Full Thread Zinc	F81009-1	1	
31	Bolt, M10 x 125-8.8 Hex Head Zinc	F81003-18	4	
32	Washer, 10.5 Flat Zinc	F81055-1	4	
33	Nut, M10-8-B Hex Nylon Zinc Lock	F81033-1	4	
34	Bolt, M12 x 140 8.8 Hex Head Zinc	F81004-37	2	
35	Washer, 13 Flat Zinc	F81056-1	2	
36	Nut, M12-8-B Hex Zinc	F81034-1	2	
	STOP ASSEMBLY, LOG CLAMP	K09485	1	
37	Stop Weldment, Hydraulic Log Clamp	086980-1	1	
38	Bolt, M12 x 40 8.8 Hex Head Full Thread Zinc	F81004-4	2	
39	Washer, 13 Flat Zinc	F81056-1	2	
40	Nut, M12-8 Hex Nylon Zinc Lock	F81034-2	2	

9.76 Hydraulic Toe Board



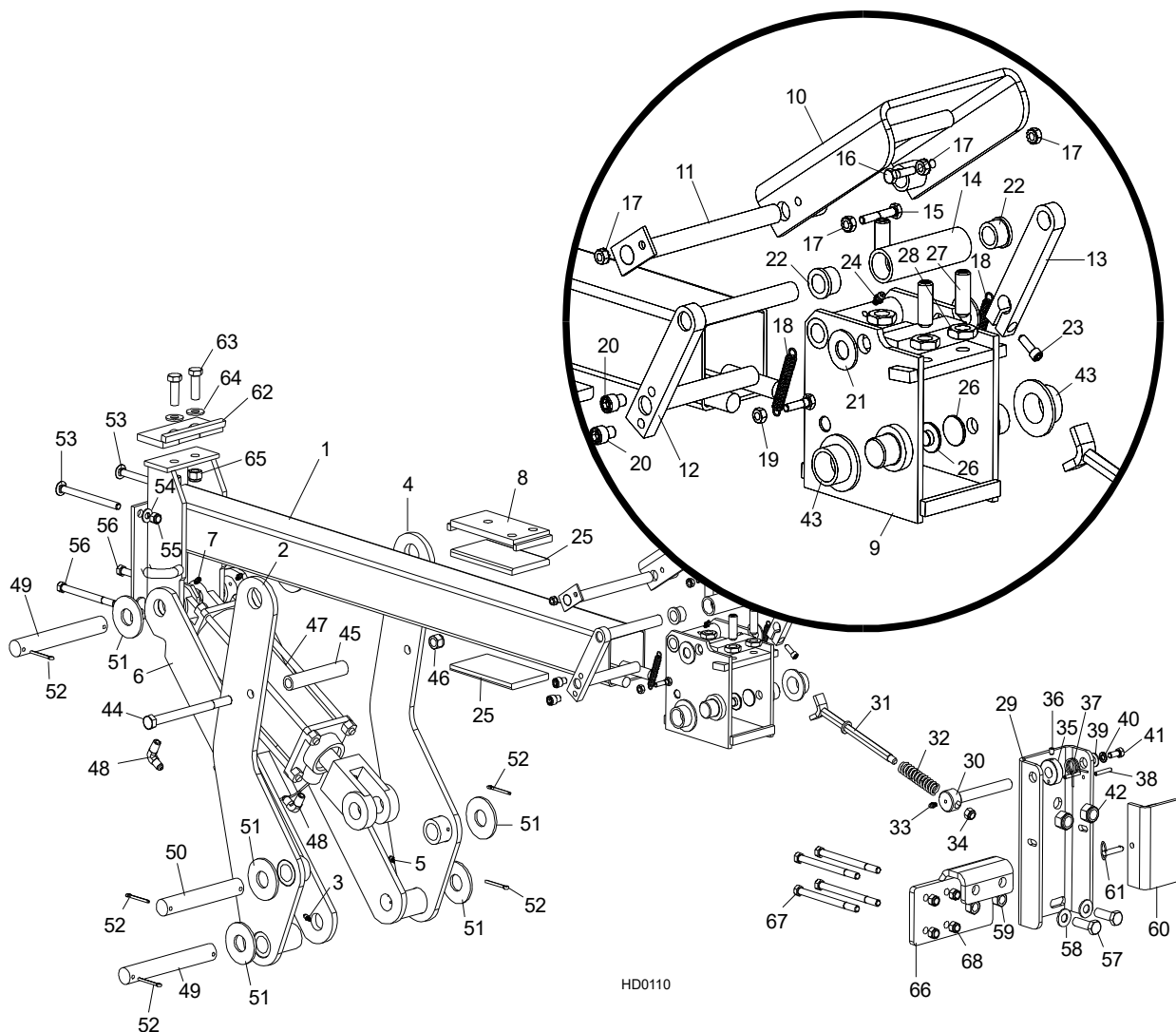
HD0072B

REF	DESCRIPTION (◆ Indicates Parts Available In Assemblies Only)	PART #	QTY.
1	TOE BOARD WELDMENT, HYDRAULIC	086253-1	2
2	Pin, 1/2-1 3/4 Clevis	F05012-82	4
3	WASHER, 13 SAE FLAT	F81056-1	8
4	Pin, S-Zn 2.5 x 20 Cotter	F81043-1	4
5	BOLT, 5/8-11 X 1 3/4" HEX HEAD	F05009-33	4
6	Washer, 17 Split Lock	F81058-2	4
7	PLATE, HYDRAULIC TOEBOARD MOUNT	S13023-1	2
8	BRACKET, HYDRAULIC TOEBOARD MOUNT	087729	2
9	PIN, CYLINDER MOUNT	S09251	2
10	PIN, 3/16" X 1 1/2" COTTER	F05012-23	4
11	WASHER, 1" SAE FLAT	F05011-28	4
12	CYLINDER HYDR.CJ-S170-16-40/25/152	088681	2
	Seal Kit, 1 1/2" x 6" Hydraulic Cylinder	014547	1
13	BOLT, 1-8 X 3 1/4" HEX HEAD GRADE 5	F05009-51	2
14	NUT, 1-8 HEX NYLON LOCK	F05010-109	2
15	FITTING, 90° MALE ELBOW	P09143	4

9.77 Hydrauliczny docisk kłody

LT30HD
LT40HD

Rev. B1.00 - B1.02
Rev. B1.00 - B1.02



L.P.	OPIS (◆ wskazuje części dostępne jedynie w zespołach)	NUMER KAT.	SZT.	
	ZESTAW HYDRAULICZNEGO DOCISKU KŁODY 30"	K09465	1	
	Zespół hydraulicznego docisku kłody 30"	A11792	1	◆
1	Rura hydraulicznego docisku kłody 30"	W11802	1	
2	Ramię hydraulicznego docisku kłody 30" (przednie)	W11793	1	
3	Smarownicza prosta 3/16"	P04107	1	
4	Ramię hydraulicznego docisku kłody (tylne)	W11795	1	
5	Smarownicza prosta 3/16"	P04107	1	
6	Ramię mocujące hydraulicznego docisku kłody 30"	W11799	1	
7	Smarownicza prosta 3/16"	P04107	2	
8	Płytką mocującą plastikową podkładkę posuwu docisku	W09422	1	
	Zespół płytek i skrzynki hydraulicznego docisku kłody	A09635	1	

9	Skrzynka spawana hydraulicznego docisku kłody	W12069	1	◆
10	Płyta spawana hydraulicznego docisku kłody	W12752	1	
11	Sworzeń spawany hydraulicznego docisku kłody	W09639	1	
12	Ramię podporowe docisku	W09638	1	
13	Płytko końcowa podporowego ramienia docisku	S09649	1	
14	Podkładka dystansowa ramienia podporowego docisku	S09657	1	
15	Śruba z łbem sześciokątnym 1/4-20 x 1 1/4" Gr 2	F05005-5	1	
16	Śruba z łbem sześciokątnym 1/4-20 x 1" Gr 2	F05005-38	1	
17	Nakrętka sześciokątna samozabezpieczająca 1/4-20	F05010-9	4	
18	Sprężynka kłapy docisku 0.36 O.D. x 2.5"	P11817	2	
19	Nakrętka sześciokątna samozabezpieczająca 1/4-20	F05010-21	2	
20	Wkręt z łbem gniazdowym 3/8-16 x 1/2"	F05007-50	2	
21	Podkładka płaska 3/16" SAE	F05011-5	2	
22	Tulejka z brązu 5/8" I.D.	P05135	2	
23	Wkręt z łbem gniazdowym 1/4-20 x 3/4"	F05005-26	1	
24	Smarownicza prosta 3/16"	P04107	1	
25	Podkładka poślizgowa skrzynki docisku z tworzywa sztucznego	S09219	2	
26	Elementy ślizgowe z brązu	S09167	4	
27	Wkręt ustalający z łbem wpuszczanym 1/2-13 x 1 1/2"	F05008-31	3	
28	Przeciwnakrętka sześciokątna 1/2-13	F05010-31	3	
	Zespół płytki oporowej hydraulicznego docisku kłody	014614	1	
29	Płytko oporowa hydraulicznego docisku kłody	S09660	1	
30	Ramię obrotowe uaktywniające docisk	014615	1	
31	Ramię uaktywniające docisk	014613	1	
32	Sprężynka podtrzymująca aktywator docisku	014617	1	
33	Smarownicza prosta 3/16"	P04107	1	
34	Nakrętka samozabezpieczająca 3/8-16 z wkładką poliamidową	F05010-10	1	
35	Kołnierz ramienia uaktywniającego docisku	014616	1	
36	Wkręt 1/4-20 x 3/8"	F05005-47	1	
37	Sprężyna	014618	1	
38	Kolek sprężysty 3/16" x 1 1/4"	F05012-16	2	
39	Podkładka płaska 3/8"	F05011-3	1	
40	Podkładka sprężysta 5/16" SAE	F05011-13	1	
41	Śruba z łbem sześciokątnym 5/16-18 x 3/4"	F05006-5	1	
42	Nakrętka sześciokątna samozabezpieczająca 5/8-11z wkładką poliamid.	F05010-34	2	
43	Łożysko mosiężne hydraulicznego docisku 30"	P09464	2	
44	Śruba z łbem sześciokątnym 1/2-13 x 6 1/2"	F05008-6	1	
45	Tuleja dystansowa docisku	S09493	1	
46	Nakrętka sześciokątna samozabezpieczająca 1/2-13 z wkładką poliamid.	F05010-8	1	
	Zespół cylindra hydraulicznego docisku kłody	A09285	1	
47	Siłownik hydrauliczny 8" x 3"	P12847	1	◆
	Zestaw uszczelki siłownika hydraulicznego 8" x 3"	P12956	1	
48	Złącze kolankowe z gwintem wewnętrznym 90°	P09142	2	
49	Sworzeń mocujący tłok docisku	S09246	2	
50	Sworzeń obrotowy docisku	S09247	1	
51	Podkładka płaska 1" SAE	F05011-28	6	
52	Zawleczka 3/16" x 1 1/2"	F05012-23	6	
53	Śruba z łbem grzybkowym z podsadzeniem kwadratowym 3/8-16 x 5"	F05007-113	2	

54	Podkładka płaska 3/8" SAE	F05011-3	2	
55	Nakrętka samozabezpieczająca 3/8-16 z wkładką poliamidową	F05010-10	2	
56	Śruba z łbem sześciokątnym 3/8 - 16 x 4 1/2" GR 2	F05007-35	2	
57	Śruba z łbem sześciokątnym 1/2 - 16 x 1 1/2" GR 5	F05008-33	2	
58	Podkładka płaska 1/2" SAE	F05011-2	2	
59	Nakrętka sześciokątna samozabezpieczająca 1/2-13	F05010-3	2	
	Zespół przedłużenia docisku	A12208	1	
60	Przedłużenie docisku hydraulicznego 3"	W09922	1	◆
61	Sworzeń ustalający 5/16 x 1"	F05012-45	1	
	ZESPÓŁ PŁYTY OPOROWEJ DOCISKU KŁODY	K09485	1	
62	Płytkę oporową docisku	W09404	1	
63	Śruba z łbem sześciokątnym 1/2-13 x 1 1/2" GR 5	F05008-33	2	
64	Podkładka płaska 1/2" SAE	F05011-2	2	
65	Nakrętka sześciokątna samozabezpieczająca z wkładką poliami. 1/2-13	F05010-8	2	
66	WSPORNIK DOCISKU KŁODY	015252	1	
67	Śruba z łbem sześciokątnym 3/8-15 x 5" gr 2	F05007-5	4	
68	Nakrętka samozabezpieczająca 3/8-16 z wkładką poliamidową	F05010-10	4	

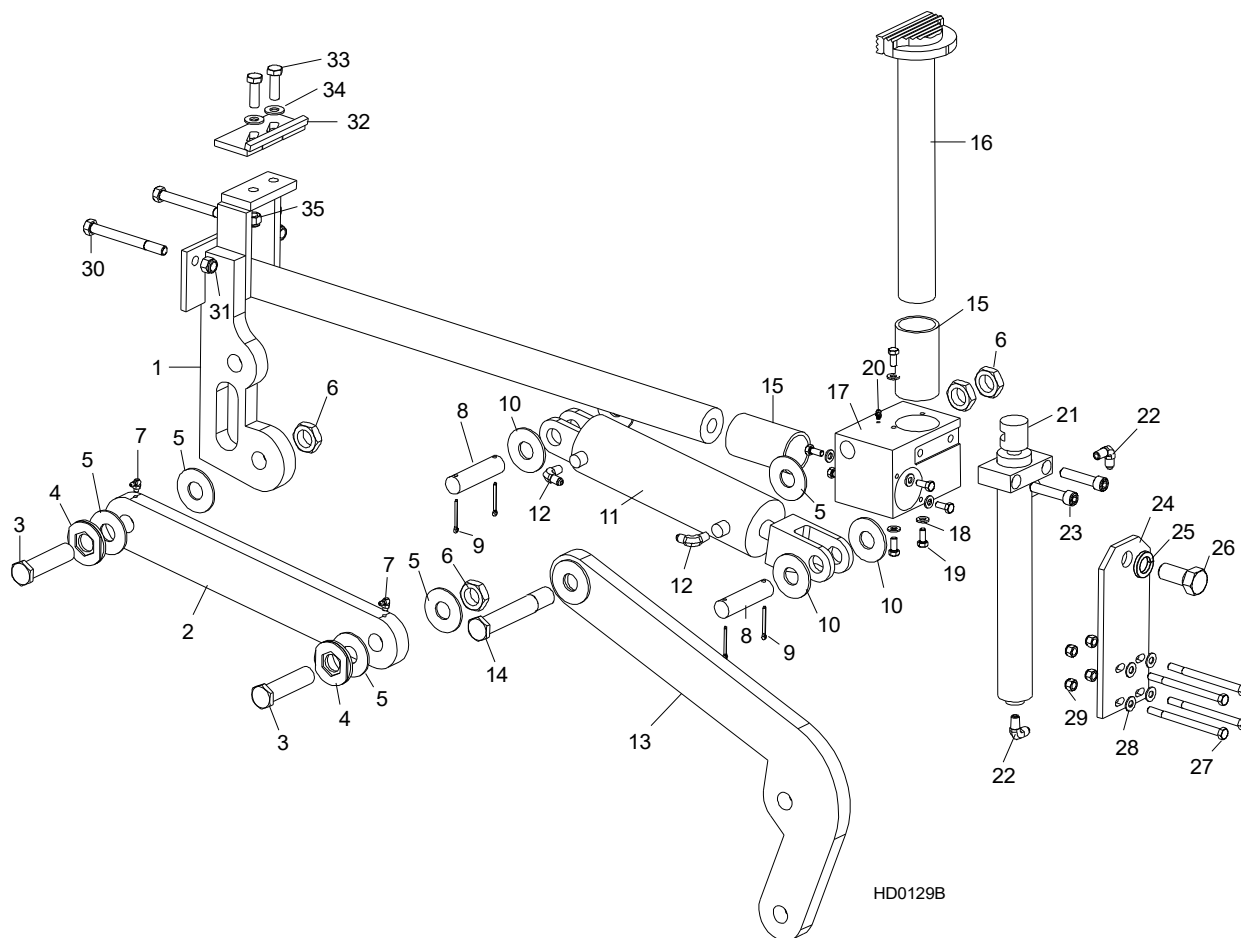
9.78 Hydrauliczny docisk kłody

LT30HD Rev. C2.00 - C4.00

LT40HD Rev. C2.00 - C4.00

LT30HD Super Rev. C2.00 - C4.00

LT40HD Super Rev. C2.00 - C4.00



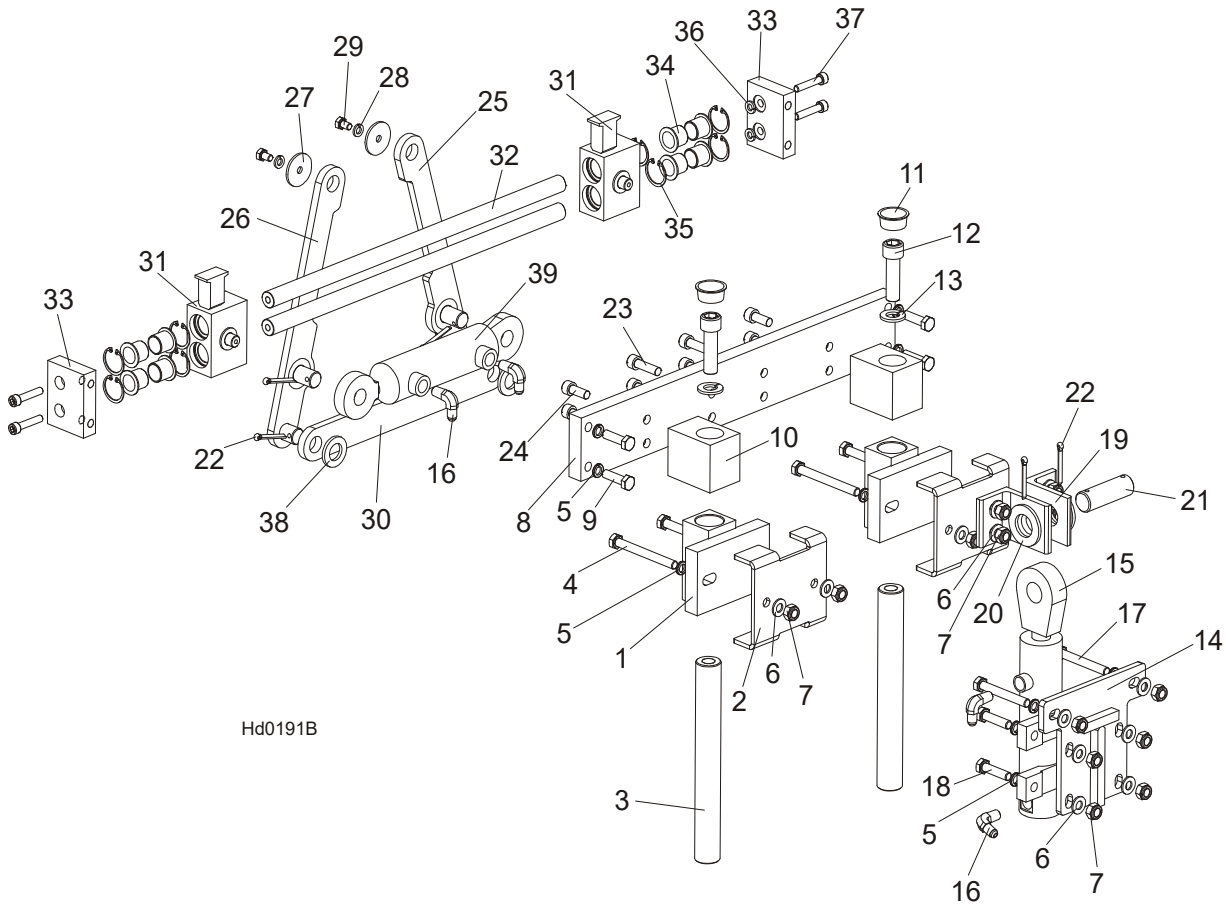
HD0129B

L.P.	OPIS (♦ wskazuje części dostępne jedynie w zespołach)	NUMER KAT.	SZT.
	ZESTAW HYDRAULICZNEGO DOCISKU KŁODY	015036-1	1
1	Rura hydraulicznego docisku kłody (super)	015037	1
2	Ramię hydraulicznego docisku kłody	015089-1	1
3	Śruba z łbem sześciokątnym 1-14 x 4" kl. 8	015072	1
4	Podkładka hydraulicznego docisku kłody	015054-1	2
5	Podkładka 1/8" x 2 1/2"	015057	5
6	Przeciwnakrętka sześciokątna 1-14	F05010-118	4
7	Smarownicza 1/4-28 x 90st	P04108	2
8	Sworzeń mocujący tłok docisku 1" x 3.88"	S09251	1
9	Zawlecza 3/16" x 1 1/2"	F05012-23	4
10	Podkładka płaska 28	F81061-1	4
11	Siłownik hydrauliczny docisku kłody	015090	1

12	Złączka kolankowa 1/4" NPT - 1/4" JIC	P09142	2	
13	Złączka kolankowa 1/4" NPT - 3/8" JIC	015491	2	
14	Łącznik hydrauliki docisku kłody	015047-1	1	
15	Śruba z łbem sześciokątnym 1-14 x 8 1/2" kl. 8	015049	1	
16	Tuleja przewodnika hydraulicznego docisku kłody	015088	2	
17	Zespół pręta pionowego hydraulicznego docisku kłody	015043	1	
18	Blok przewodnika hydraulicznego docisku kłody	015065	1	
19	Podkładka płaska 8.4	F81054-1	8	
20	Śruba z łbem sześciokątnym 5/16-18 x 3/4"	F05006-5	8	
21	Smarownicza prosta 3/16"	P04107	1	
22	Siłownik hydrauliczny docisku kłody góra/dół	015050	1	
23	Złączka kolankowa 1/4" NPT - 1/4" JIC	P09142	2	
24	Wkręt z łbem gniazdowym 1/2-13 x 2 1/2"	F05008-39	2	
25	Płytkę montażową docisku (super)	015068	1	
26	Podkładka sprężysta 7/8" SAE	F05011-46	1	
27	Śruba z łbem sześciokątnym M10 x 120 8.8	F05014-2	1	
28	Śruba z łbem sześciokątnym 8.2	F81003-14	4	
29	Podkładka płaska 3/8" SAE	F81055-1	4	
30	Nakrętka samozabezpieczająca 3/8-16 z wkładką poliamidową	F05010-10	4	
31	Śruba z łbem sześciokątnym	F81004-35	2	
32	Nakrętka sześciokątna samozabezpieczająca 1/2-13 z wkładką poliamid.	F81034-2	2	
	ZESPÓŁ PŁYTY OPOROWEJ DOCISKU KŁODY	K09485	1	
33	Płytkę oporową docisku	W09404	1	
34	Śruba z łbem sześciokątnym M12 x 40 8.8	F81004-4	2	
35	Podkładka płaska 13	F81056-1	2	
36	Nakrętka sześciokątna samozabezpieczająca z wkładką poliami. M12 - 8	F81034-2	2	

9.79 Hydraulic Log Clamp, Left

LT70 AH Rev. B1.01+
LT70 DH Rev. B1.01+
Hydrauliczny docisk kŠody



Hd0191B

REF	DESCRIPTION (◆ Indicates Parts Available In Assemblies Only)	PART #	QTY.
	LEFT HYDRAULIC LOG CLAMP ASSEMBLY (REAR)	094129	1
1	Block Weldment, Log Clamp Up/Down Painted	090545-1	2
2	Bracket, Log Clamp Mount Painted	094098-1	2
3	Pin, Log Clamp Up/Down	088631	2
4	Bolt, M10x95-8.8-B Hex Head Zinc	F81003-71	4
5	Washer, 10.2 Split Lock Zinc	F81055-2	14
6	Washer, 10.5 Flat Zinc	F81055-1	14
7	Nut, M10-8-B Hex Nylon Zinc Lock	F81033-1	14
8	Beam, Log Clamp Main Zinc-plated	094115-1	1
9	Bolt, M10x35-8.8 Hex Head Full Thread Zinc	F81003-17	4
10			
11	Block, Log Clamp Up/Down Painted	094124-1	2
12	Plug, M33 Thread #12428	089839	2
13	Screw, M16x55-8.8 Hex Socket Head Cap Zinc	F81006-18	2
14	Washer, 16.3 Split Lock Zinc	F81058-2	2



HYDRAULIC SYSTEM

Hydraulic Log Clamp, Left

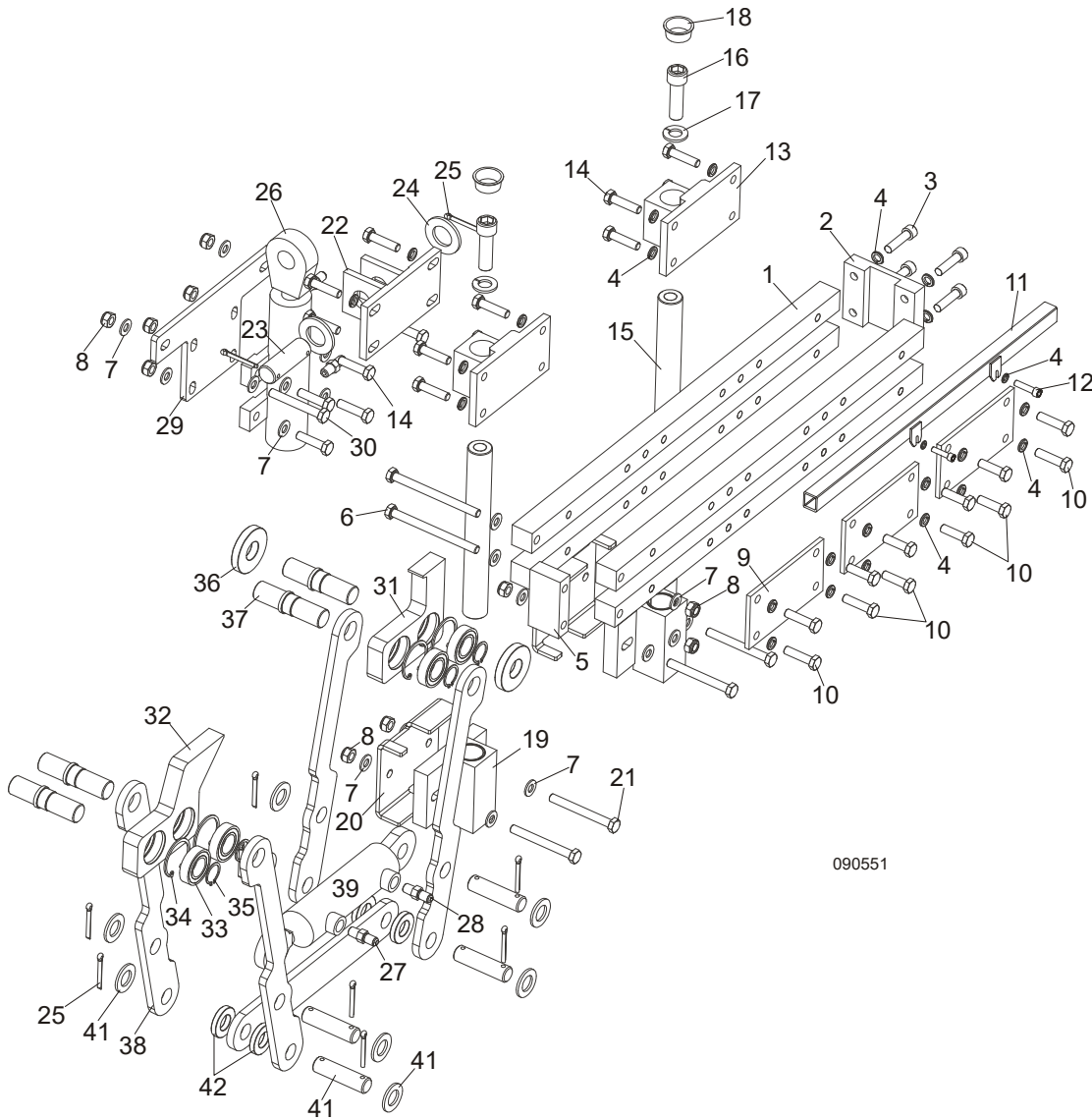
15	Plate Weldment, Hydraulic Cylinder Mounting Painted	094094-1	1	
16	Cylinder, CJ7F-16/40/22 + UE2-40W Hydraulic	091346	1	
17	Fitting, 90° Male Elbow	P09142	2	
18	Bolt, M10x75-8.8 Hex Head Zinc	F81003-15	2	
19	Bolt, M10x40-8.8 Hex Head Full Thread Zinc	F81003-16	4	
20	Bracket, Hydraulic Cylinder Mounting Painted	094127-1	2	
21	Washer, 28 Flat Zinc	F81061-1	2	
22	Pin, 25X75 Zinc-plated	088659-1	1	
23	Pin, S-Zn 5x40 Cotter Zinc	F81043-31	4	
24	Screw, M10x35 8.8 Hex Socket Head Cap Zinc	F81003-56	4	
25	Screw, M10x25 8.8 Hex Socket Head Cap Zinc	F81003-32	4	
26	Link, Log Clamp In/Out Side Zinc-plated (1)	094097-1	1	
27	Link, Log Clamp In/Out Side Zinc-plated (2)	094099-1	1	
28	Washer, Zinc-plated Spacer	094128-1	1	
29	Washer, 8.2 Split Lock Zinc	F81054-4	2	
30	Bolt, M8x12-8.8 Hex Head Full Thread Zinc	F81002-6	2	
31	Arm, Log Clamp In/Out Zinc-plated	094092-1	1	
32	Jaw Weldment, Log Clamp Zinc-plated	094120-1	2	
33	Rod, Log Clamp Jaw Guide	094116	2	
34	Plate, Locking Zinc-plated	094117-1	2	
35	Bushing, JFM-2023-21 Flanged	094113	8	
36	Ring, W 31 Inside Retaining	F81090-15	8	
37	Washer, 8.2 Split Lock Zinc	F81054-4	4	
38	Screw, M8x40-8.8 Hex Socket Head Cap Zinc	F81002-29	4	
39	Washer, 21 Flat Zinc	F81059-2	2	
40	Cylinder SJ2F-16-40/22/80 Hydraulic	093880	1	

9.80 Hydraulic Log Clamp, Rear

April 2005-February 2006

April 2005-February 2006

Hydrauliczny docisk kłody



090551

REF	DESCRIPTION (◆ Indicates Parts Available In Assemblies Only)	PART #	QTY.
	CLAMP ASSEMBLY, REAR HYDRAULIC 2-POSITION	090551	1
1	Bar, Log Clamp Main Painted	090542-1	4
2	Plate Weldment, Main Bar Mounting Painted	089533-1	1
3	Screw, M10x40 8.8 Hex Socket Head Cap Zinc	F81003-22	4
4	Washer, M10 Split Lock Zinc	F81055-2	26
5	Block, Main Bar Spacer Painted	088645-1	1
6	Bolt, M10x125-8.8 Hex Head Full Thread Zinc	F81003-18	2
7	Washer, M10 Flat Zinc	F81055-1	22
8	Nut, M10 Hex Nylon Zinc Lock	F81033-1	12

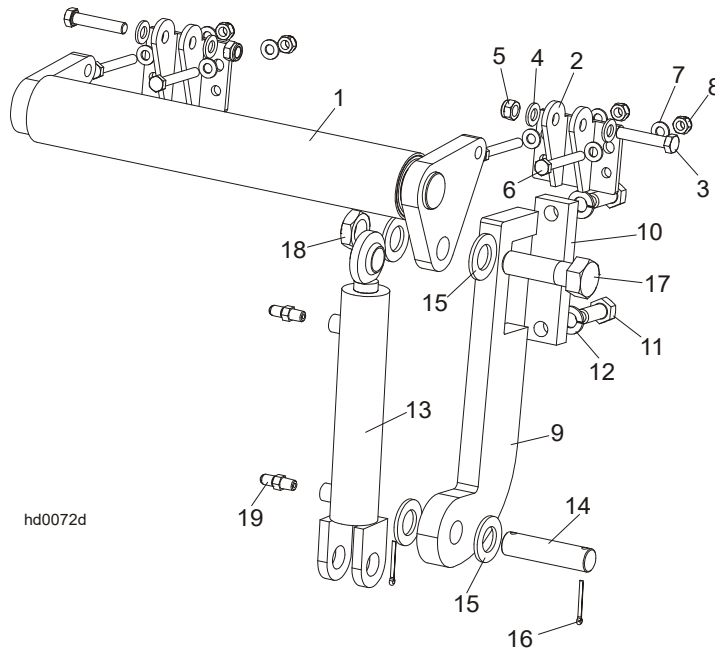


HYDRAULIC SYSTEM

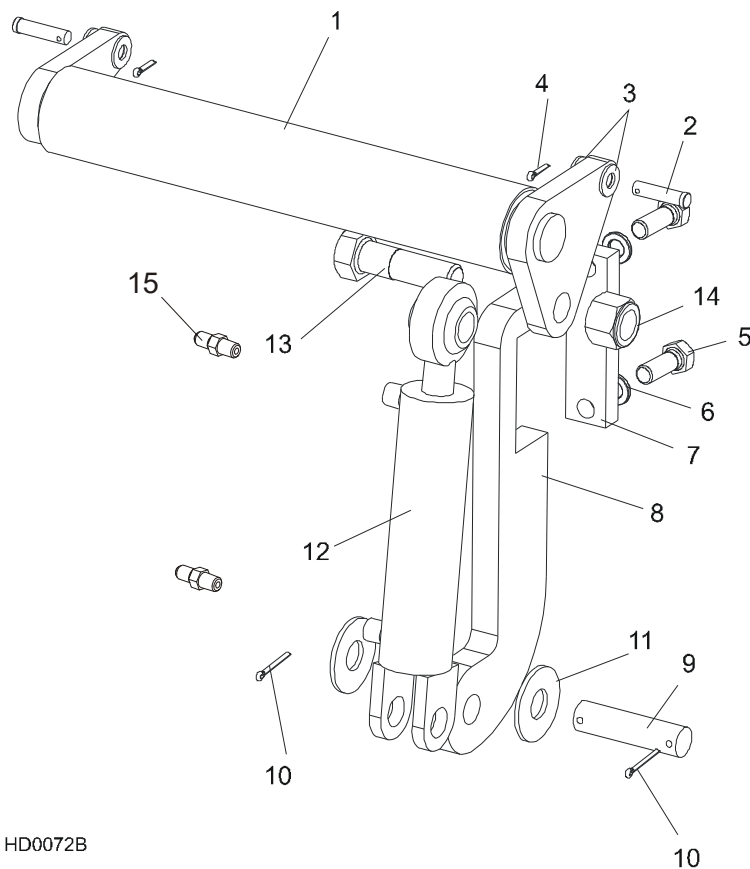
Hydraulic Log Clamp, Rear

9	Plate, Log Clamp Rear Painted	089538-1	3	
10				
11	Bolt, M10x35-8.8 Hex Head Full Thread Zinc	F81003-17	12	
12	Tube Weldment, Rear 2-Position Clamp Painted	091607-1	1	
13	Screw, M10x35 8.8 Hex Socket Head Cap Zinc	F81003-56	2	
14	Block Weldment, Log Clamp Up/Down Upper	089536-1	2	
15	Bolt, M10x40-8.8 Hex Head Full Thread Zinc	F81003-16	16	
16	Pin, Log Clamp Up/Down	088631	2	
17	Screw, M16x55-8.8 Hex Socket Head Cap Zinc	F81006-18	2	
18	Washer, 16.3 Split Lock Zinc	F81058-2	2	
19	Plug, M33 Thread	089839	2	
20	Block Weldment, Log Clamp Up/Down Lower Painted	090545-1	2	
21	Bracket, Log Clamp Mount Painted	091592-1	2	
22	Bolt, M10x90-8.8 Hex Head Full Thread Zinc	F81003-66	4	
23	Bracket, Vertical Cylinder Mount Upper	089540-1	1	
24	Pin, 25x75 Zinc-Plated	088659-1	1	
25	Washer, 28 Flat Zinc	F81061-1	2	
26	Pin, S-Zn 5x40 Cotter	F81043-31	10	
27	Cylinder, CJ7F-16/40/22 + UE2-40W Hydraulic	091346	1	
28	Fitting, Male W/Gas Nozzle	091031	2	
29	Fitting, 1/4NPTx1/4JIC Male	P09143	2	
30	Plate Weldment, Clamp Cylinder Mount Painted	093690-1	1	
31	Bolt, M10x75-8.8 Hex Head Full Thread Zinc	F81003-15	2	
	Jaw, Log Clamp Left - Complete	094700	1	
	Jaw, Log Clamp Right - Complete	094701	1	
32	Jaw, Log Clamp Left	093464-1	1	
33	Jaw, Log Clamp Right	093465-1	1	
34	Bearing, 6005 2RS CX	089652	4	
35	Ring, W47 Inside Retaining	089653	4	
36	Ring, Z24 Outside Retaining	089654	4	
37	Washer, Clamp Jaw Spacer	089542	4	
38	Shaft, Clamp Jaw Guide	088620-1	4	
39	Bar, Clamp In/Out Lower	091593-1	4	
40	Cylinder, SJ2F-16-40/22/90 X Type Hydraulic	091345	1	
41	Pin, 20x75 Zinc-Plated	088657-1	4	
42	Washer, 21 Flat Zinc	F81059-2	8	
43	Spacer, Lower	089541	4	

9.81 Hydraulic Toe Board Hydraulic Toe Board Hydrauliczny docisk kłody -



REF.	DESCRIPTION (◆ indicates parts available in assemblies only)	PART #	QTY
	FRONT HYDRAULIC TOE BOARD	092613	1
	HYDRAULIC TOE BOARD - REAR	092634	1
1	TOE BOARD WELDMENT, FRONT HYDRAULIC	092612-1	1
1	ROLLER WELDMENT, HYDRAULIC TOE BOARD	086253-1	1
2	BRACKET, TOE BOARD ROLLER MOUNT	087903-1	2
3	BOLT, M12X60-8.8 HEX HEAD ZINC	F81004-5	4
4	WASHER, 13 FLAT ZINC	F81056-1	8
5	NUT, M12 8 HEX NYLON ZINC LOCK	F81034-2	4
6	BOLT, M10X75-8.8 HEX HEAD ZINC	F81003-15	8
7	WASHER, 10.5 FLAT ZINC	F81055-1	16
8	NUT, M10-8-B HEX NYLON ZINC LOCK	F81033-1	8
9	PLATE, TOE BOARD CYLINDER MOUNT	087729-1	2
10	PLATE, HYDRAULIC TOE BOARD MOUNT	090086-1	2
11	BOLT, M16X40-8.8 HEX HEAD FULL THREAD ZINC	F81006-13	4
12	WASHER, 16.3 SPLIT LOCK ZINC	F81058-2	4
13	CYLINDER, CJ-S170-16-40/25/152 HYDRAULIC	088681	2
14	PIN, HYDRAULIC CYLINDER ZINC-PLATED	086979-1	2
15	WASHER, 28 FLAT ZINC	F81061-1	8
16	PIN, 3/16X1.5 COTTER ZINC	F05012-23	4
17	BOLT, 1-8X3 1/4 HEX HEAD GRADE 5	F05009-51	2
18	NUT, 1-14 HEX JAM UNPLATED	F05010-117	2
19	FITTING, 1/4NPTX1/4JIC MALE	P09143	4

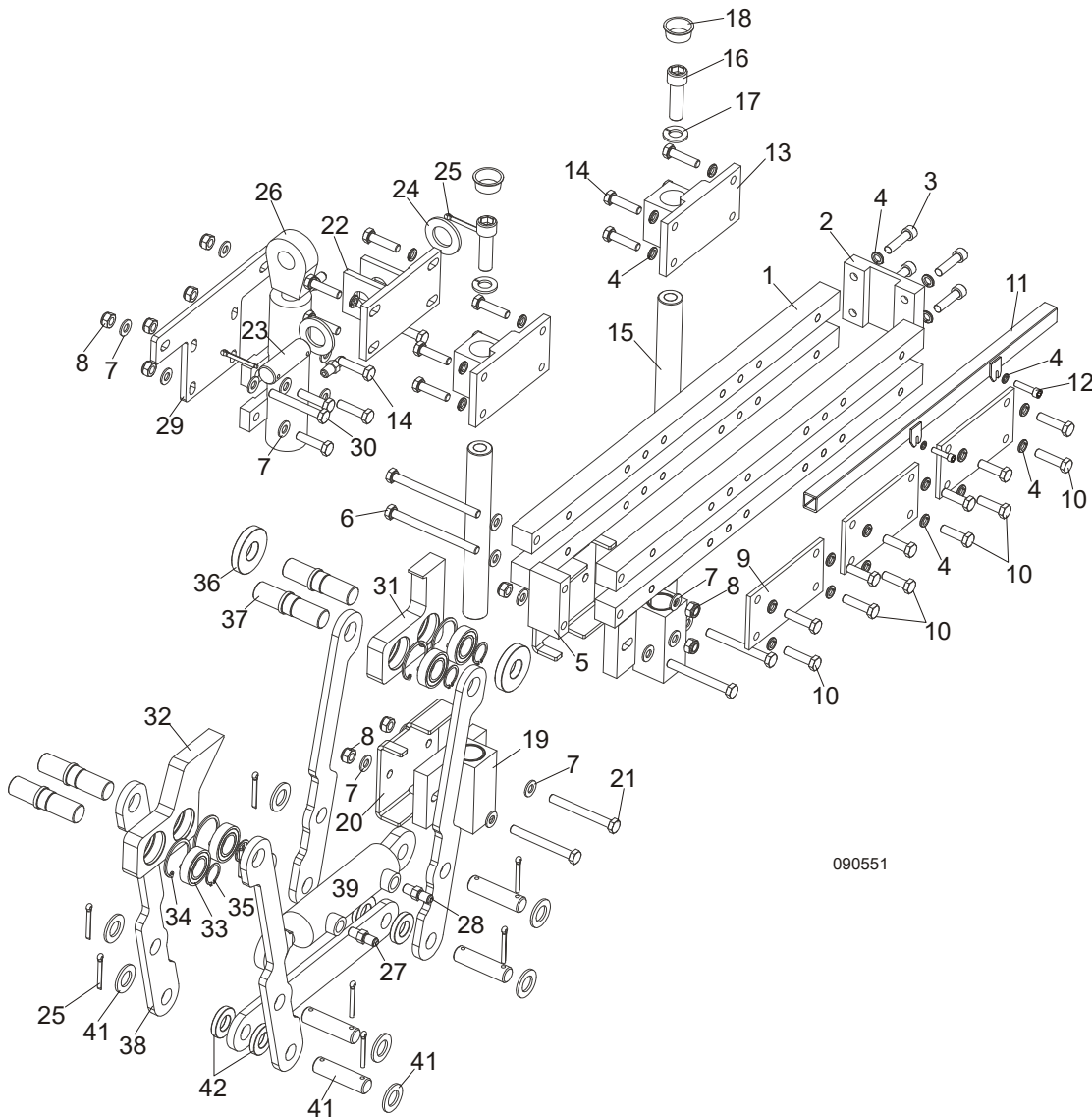


HD0072B

REF	DESCRIPTION (◆ Indicates Parts Available In Assemblies Only)	PART #	QTY.
1	TOE BOARD WELDMENT, HYDRAULIC	086253-1	2
2	Pin, 1/2-1 3/4 Clevis	F05012-82	4
3	WASHER, 13 SAE FLAT	F81056-1	8
4	Pin, S-Zn 2.5 x 20 Cotter	F81043-1	4
5	BOLT, 5/8-11 X 1 3/4" HEX HEAD	F05009-33	4
6	Washer, 17 Split Lock	F81058-2	4
7	PLATE, HYDRAULIC TOEBOARD MOUNT	S13023-1	2
8	BRACKET, HYDRAULIC TOEBOARD MOUNT	087729	2
9	PIN, CYLINDER MOUNT	S09251	2
10	PIN, 3/16" X 1 1/2" COTTER	F05012-23	4
11	WASHER, 1" SAE FLAT	F05011-28	4
12	CYLINDER HYDR.CJ-S170-16-40/25/152	088681	2
	Seal Kit, 1 1/2" x 6" Hydraulic Cylinder	014547	1
13	BOLT, 1-8 X 3 1/4" HEX HEAD GRADE 5	F05009-51	2
14	NUT, 1-8 HEX NYLON LOCK	F05010-109	2
15	FITTING, 90° MALE ELBOW	P09143	4

tylny

Šody



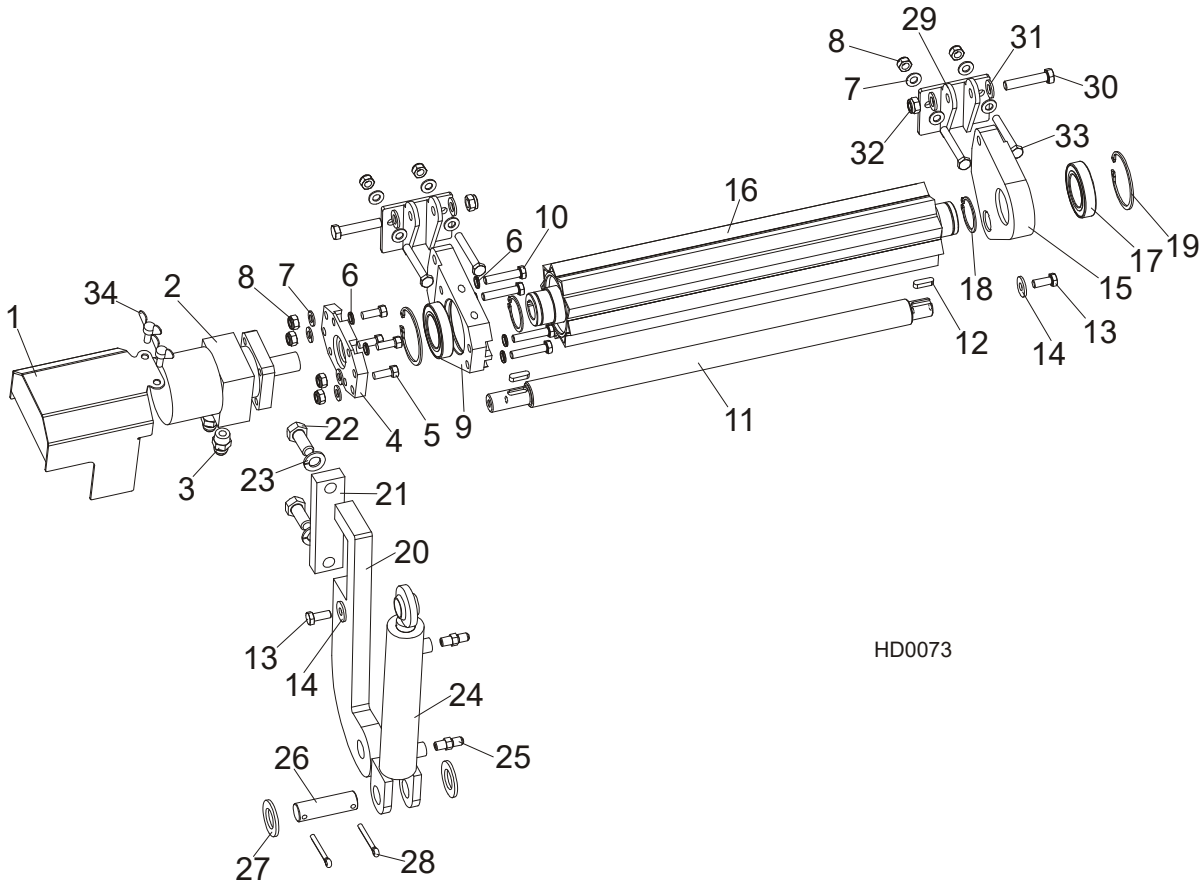
090551

L.P.	OPIS (♦ wskazuje części dostępne jedynie w zespołach)	NUMER KAT.	SZT.
	DOCISK HYDRAULICZNY 2-POZYCYJNY TYLNY	090551	1
1	Pręt główny docisku malow	090542-1	4
2	Płytkę zamykającą -malow	089533-1	1
3	Šruba imb. M10x40 Fe/Zn5 8.8 PN-87/M82302	F81003-22	4
4	Podkładka spręż. 10.2 Fe/Zn5 PN/M-82008	F81055-2	26
5	Zamek docisku kłody - malowany	088645-1	1
6	Šruba M10x125-8.8 Fe/Zn5 PN-M/82101	F81003-18	2
7	Podkładka okr. 10,5 Fe/Zn5 PN-78/M-82005	F81055-1	22
8	Nakrętkę z wkła M10-8-B -Fe/Zn PN-M82175	F81033-1	12
9	Płyta tylna docisku kłody - malow.	089538-1	3
10	Šruba M10x35-8.8 Fe/Zn5 PN-M/82105	F81003-17	12
11	Nakładka docisku kłody - lewa	091607-1	1
12	Šruba imb. M10x35 Fe/Zn5 8.8 PN-87/M82302	F81003-56	2

13	Wspornik prowadnicy docisku kłody sp/mal	089536-1	2	
14	Śruba M10x40-8.8 Fe/Zn5 PN-M/82105	F81003-16	16	
15	Sworzeń prowadnicy, docisk kłody	088631	2	
16	Śruba imb. M16x55-8.8-Fe/Zn5 PN/M-82302	F81006-18	2	
17	Podkładka spr. 16,3 Fe/Zn5 PN-M/82008	F81058-2	2	
18	Zaślepka na gwint M33 #12428	089839	2	
19	Wspornik prowadzący docisk kłody malow.	090545-1	2	
20	Blacha montażowa docisku - malowana	091592-1	2	
21	Śruba M10x90 -8.8-B- Fe/Zn5 PN/M-82101	F81003-66	4	
22	Wspornik siłownika pionowego, górny	089540-1	1	
23	Sworzeń 25x75 cynkowany	088659-1	1	
24	Podkładka 28 Fe/Zn5 PN-M/82005	F81061-1	2	
25	Zawlecza S-Zn 5x40 PN-M/82001	F81043-31	10	
26	Cylind.hydr. CJ7F-16/40/22 + UE2-40W	091346	1	
27	Złączka wewn. z redukcją	091031	2	
28	Złączka wewnętrzna C5205x4x4 hydraul	P09143	2	
29	Płyta siłownika docisku - spaw/malow	093690-1	1	
30	Śruba M10x75-8.8-Fe/Zn5 PN-M/82101	F81003-15	2	
	Szczęka lewa komp. docisk kłody	094700	1	
	Szczęka prawa kompl. docisk kłody	094701	1	
31	Szczęka lewa docisku kłody	093464-1	1	
32	Szczęka prawa docisku kłody	093465-1	1	
33	Łożysko 6005 2RS CX	089652	4	
34	Pierścień osadcz. spr. W47 PN-81/M-85111	089653	4	
35	Pierścień osadcz. spr. Z24 PN-81/M-85111	089654	4	
36	Podkładka dystansowa szczęk	089542	4	
37	Walek ściągacza - cynkowany	088620-1	4	
38	Cięgno boczne docisku kłody - malow.	091593-1	4	
39	Cylind. hydr. SJ2F-16-40/22/90 Odmiana X	091345	1	
40	Sworzeń 20x75 cynkowany	088657-1	4	
41	Podkładka 21 Fe/Zn5 PN-M/82005	F81059-2	8	
42	Podkładka dystansowa dolna	089541	4	

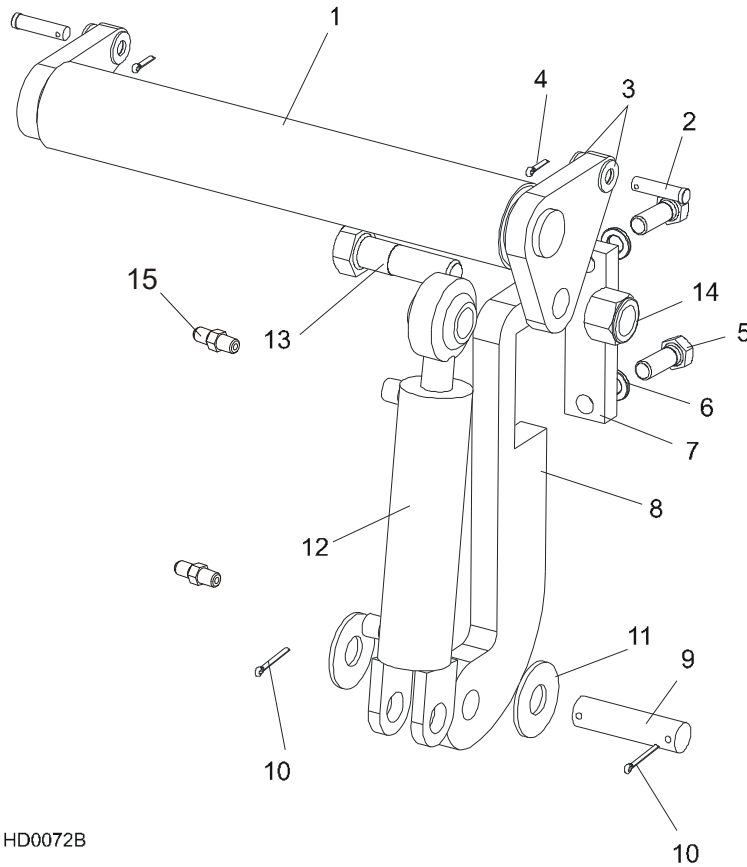
9.82

9.83 Pivot rollerHydrauliczny siłownik poziomowania kłody



REF	DESCRIPTION (◆ Indicates Parts Available In Assemblies Only)	PART #	QTY.
	PIVOT ROLLER	096040	1
1	Cover, Pivot Roller Hydraulic Motor	096033-1	1
2	Motor, MG06-13-13AAAB Hyd	P21506	1
3	Fitting, 1/2-14NPT/ 3/4-16UNF	096032	2
4	Plate, Hydraulic Motor Mount	096030-1	1
5	Screw, 3/8-16x1, HHC	F05007-7	4
6	Washer, 10.2 Split Lock Zinc	F81055-2	4
7	Washer, 10,5 Flat Zinc	F81055-1	12
8	Nut, M10-8-B Nylon Hex Zinc Lock	F81033-1	8
9	Bracket, Side w/HydroMotor Connector	096029-1	1
10	Bolt, M10x50-8.8-Hex Head Full Thread Zinc	F81003-4	4
11	Rod	096034	1
12	Key, A8x7x28 Parallel	096035	2
13	Bolt, M10x25 8.8 Hex Head Full Thread Zinc	F81003-31	2
14	Washer, 10,5 Zinc Flat Special	F81055-6	2
15	Bracket	096031-1	1
16	Roller, Pivot - Wldmt	096028-1	1
17	Bearing, 6009.2RSR	096025	2
18	Ring, Z 45 Spring Retaining	F81090-32	2

19	Ring, W 75 Spring Retaining	F81090-41	2	
20	Plate, Toe Board Cylinder Mount	087729-1	1	
21	Plate, Hydraulic Toe Board Mount	090086-1	1	
22	Bolt, M16x40-8.8 Hex Head Full Thread Zinc	F81006-13	2	
23	Washer, 16,3 Split Lock Zinc	F81058-2	2	
	Cylinder, Hydraulic Toe Boards	085937	1	
24	Cylinder, CJ-S170-16-40/25/152 Hydraulic	088681	1	
25	Fitting, C5205x4x4 Male	P09143	2	
26	Pin, Hydraulic Cylinder Zinc	086979-1	1	
27	Washer, 28 Flat Zinc	F81061-1	2	
28	Pin, S-Zn 6,3x45	F81045-2	2	
29	Bracket, Toe Board Roller Mount	087903-1	2	
30	Bolt, M12x60-8.8 Hex Head Zinc	F81004-5	2	
31	Washer, 13 Zinc Flat	F81056-1	4	
32	Nut, M12-8 Hex Nylon Zinc Lock	F81034-2	2	
33	Bolt, M10x75-8.8-Hex Head Zinc	F81003-15	4	

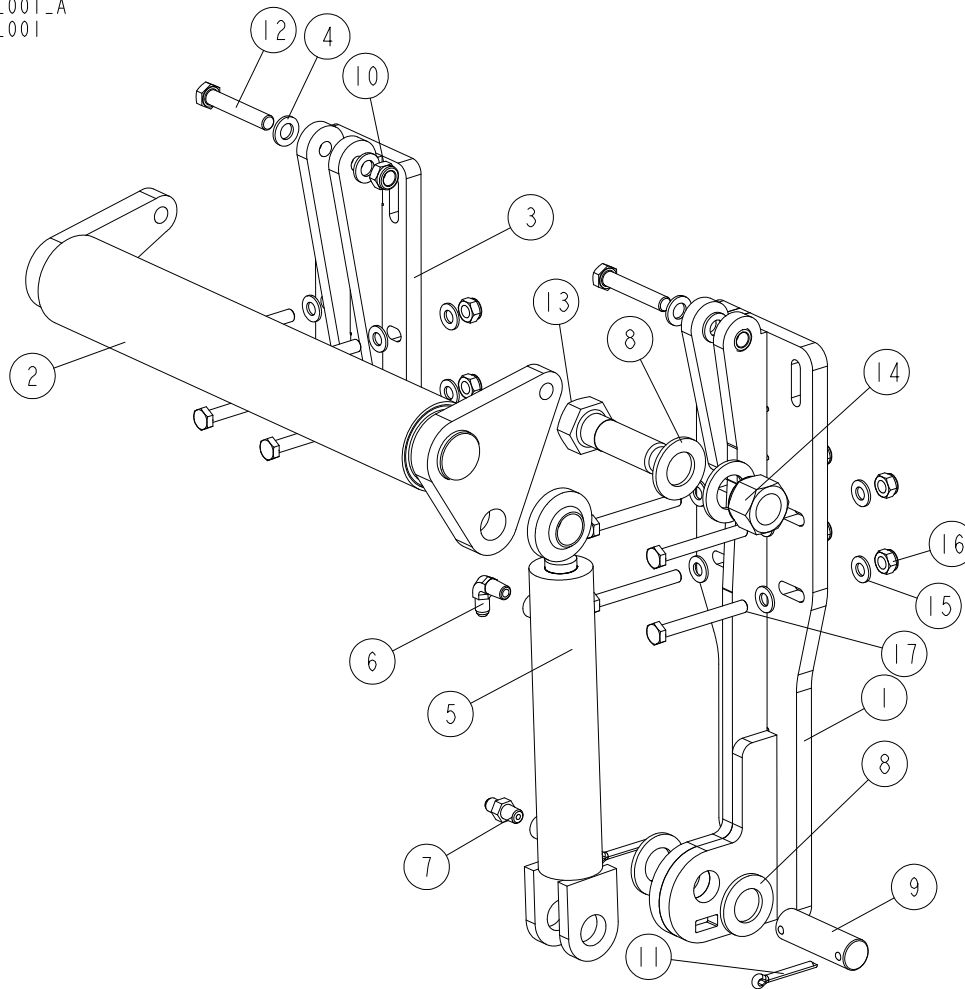


L.P.	OPIS (◆ wskazuje części dostępne jedynie w zespołach)	NUMER KAT.	SZT.
1	HYDRAULICZNY SIŁOWNIK POZIOMOWANIA KŁODY	086253-1	2
2	Sworzeń łączący 1/2-1 3/4"	F05012-82	4
3	PODKŁADKA PŁASKA 13	F81056-1	8
4	Sworzeń zabezpieczający S-Zn2 5 x 20	F81043-1	4
5	ŚRUBA Z ŁBEM SZEŚCIOKĄTNYM 5/8-11 X 1 3/4"	F05009-33	4
6	Podkładka sprężysta 17	F81058-2	4
7	PŁYTKA MOCUJĄCA HYDRAULICZNY SIŁOWNIK POZIOMOWANIA KŁODY	S13023-1	2

8	WSPORNIK MOCUJĄCY HYDRAULICZNY SIŁOWNIK POZIOMOWANIA KŁODY	087729	2	
9	SWORZEŃ MOCUJĄCY CYLINDRA	S09251	2	
10	ZAWLECZKA, 3/16 X 1 1/2"	F05012-23	4	
11	PODKŁADKA PŁASKA 28	F81061-1	4	
12	CYLINDER HYDR.CJ-S170-16-40/25/152	088681	2	
	Zestaw uszczelek siłownika hydraulicznego 1 1/2" x 6"	014547	1	
13	ŚRUBA Z ŁBEM SZEŚCIOKĄTNYM 1-8 X 3 1/4 GR 5	F05009-51	2	
14	NAKRĘTKA SAMOZABEZPIEZAJĄCA 1-8 Z WKŁADKĄ POLIAMIDOWĄ	F05010-109	2	
15	ZŁĄCZKA KOLANKOWA ZEWNĘTRZNA 90°	P09143	4	

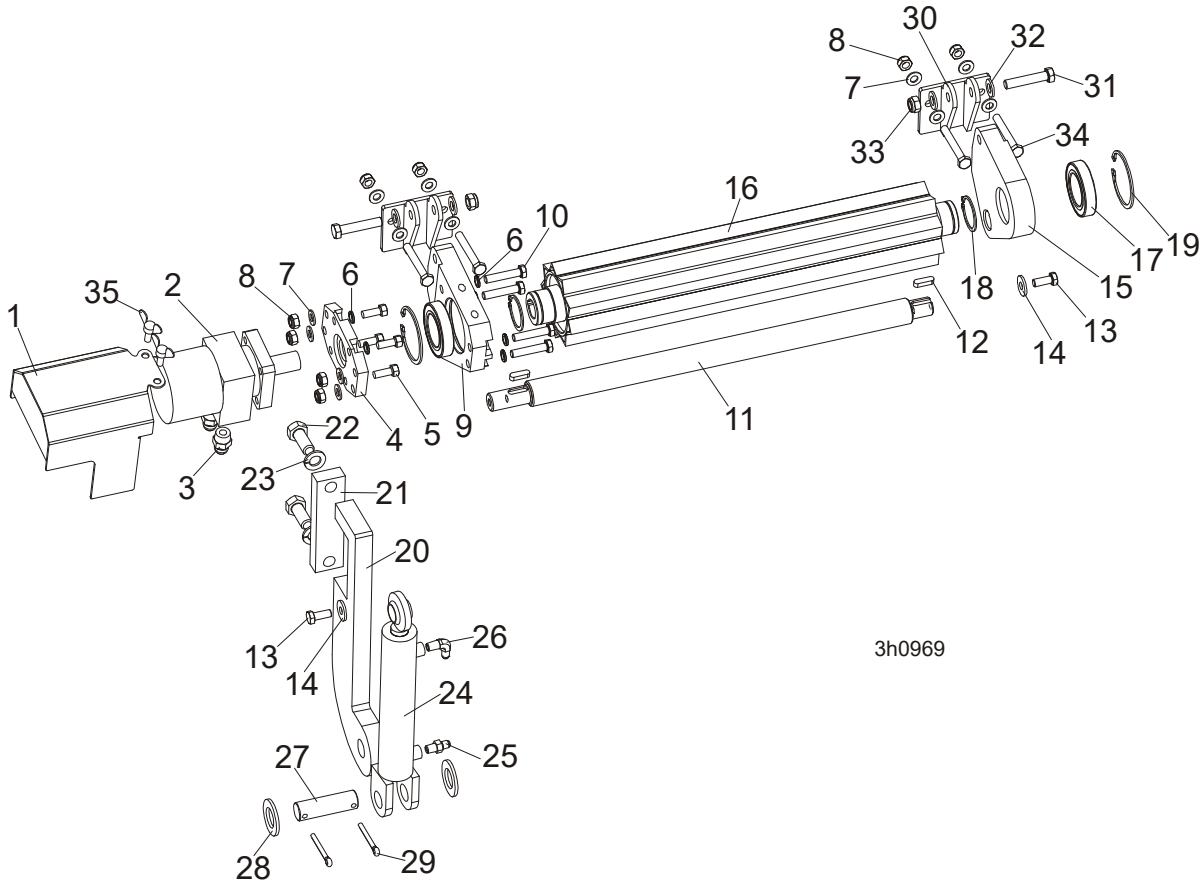
9.84 Left Hydraulic Toe Board (on lower bed rail)

519735_001_A
519735_001



REF.	DESCRIPTION (◆ indicates parts available in assemblies only)	PART #	QTY
-	ROLLER, LEFT HYDRAULIC TOE BOARD (MOUNTED ON LOWER BED RAIL)	519735	1
1	BRACKET WELDMENT, HYDRAULIC CYLINDER MOUNT (LEFT)	527018-1	1
2	ROLLER WELDMENT, HYDRAULIC TOE BOARD	086253-1	1
3	BRACKET WELDMENT, HYDRAULIC TOE BOARD	520099-1	1
4	WASHER, 13 FLAT ZINC	F81056-1	28
-	CYLINDER, HYDRAULIC TOE BOARD	085937	1
5	CYLINDER, CJ-S170-16-40/25/152 HYDRAULIC	088681	1
6	FITTING, 1/4NPTX1/4JIC MALE ELBOW	P09142	1
7	FITTING, 1/4NPTX1/4JIC MALE	P09143	1
8	WASHER, 28 FLAT ZINC	F81061-1	4
9	PIN, HYDRAULIC CYLINDER ZINC-PLATED	086979-1	1
10	NUT, M12 8 HEX NYLON ZINC LOCK	F81034-2	14
11	PIN, S-Zn-6.3x45 COTTER	F81045-2	2
12	BOLT, M12X70-8.8-HEX HEAD ZINC	F81004-39	2
13	BOLT, M12X90 8.8 HEX HEAD ZINC	F81004-2	12
14	BOLT, 1-8X3 1/4 HEX HEAD GRADE 5	F05009-51	1
15	NUT, 1-8 HEX NYLON LOCK ZINC	F05010-109	1

9.85 Driven Log Levelling Roller (Option)

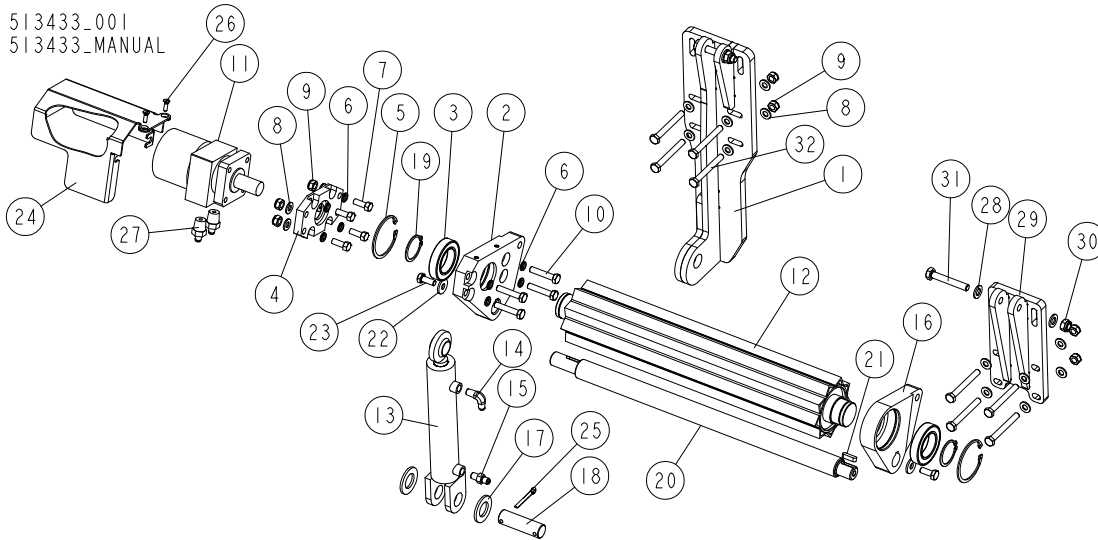


3h0969

REF.	DESCRIPTION (◆ Indicates Parts Available In Assemblies Only)	PART#	QTY
	ROLLER, DRIVEN LOG LEVELLING	507649	1
1	Cover, Hydraulic Motor	096037-1	1
2	Motor, MG06-13-13AAAB Hydraulic	P21506	1
3	Fitting, 1/2-14NPT/ 7/16-20UNF	096919	2
4	Plate, Hydraulic Motor Mount	096030-1	1
5	Screw, 3/8-16x1 HHC	F05007-7	4
6	Washer, 10.2 Split Lock Zinc	F81055-2	4
7	Washer, 10.5 Flat Zinc	F81055-1	12
8	Nut, M10-8-B Nylon Hex Zinc Lock	F81033-1	8
9	Bracket, Side w/Hydromotor Connector	096029-1	1
10	Bolt, M10x50-8.8-Hex Head Full Thread Zinc	F81003-4	4
11	Rod	096034	1
12	Key, A8x7x28 Parallel	096035	2
13	Bolt, M10x25 8.8 Hex Head Full Thread Zinc	F81003-31	2
14	Washer, 10.5 Zinc Flat Special	F81055-6	2
15	Bracket	096031-1	1
16	Roller Weldment, Pivot	096028-1	1
17	Bearing, 6009.2RSR	096025	2
18	Ring, Z 45 Spring Retaining	F81090-32	2

19	Ring, W 75 Spring Retaining	F81090-41	2	
20	Bracket, Hydraulic Toe Board Mount	089990-1	1	
21	Plate, Hydraulic Toe Board Mount	090086-1	1	
22	Bolt, M16x40-8.8 Hex Head Full Thread Zinc	F81006-13	2	
23	Washer, 16.3 Split Lock Zinc	F81058-2	2	
	Cylinder, Hydraulic Toe Board	085937	1	
24	Cylinder, CJ-S170-16-40/25/152 Hydraulic	088681	1	
25	Fitting, C5205x4x4 Male	P09143	1	
26	Fitting, 1/4NPTx1/4JIC Male Elbow	P09142	1	
27	Pin, Hydraulic Cylinder Zinc	086979-1	1	
28	Washer, 28 Flat Zinc	F81061-1	2	
29	Pin, S-Zn 6.3x45	F81045-2	2	
30	Bracket, Toe Board Roller Mount	087903-1	2	
31	Bolt, M12x60-8.8 Hex Head Zinc	F81004-5	2	
32	Washer, 13 Zinc Flat	F81056-1	4	
33	Nut, M12-8 Hex Nylon Zinc Lock	F81034-2	2	
34	Bolt, M10x75-8.8-Hex Head Zinc	F81003-15	4	
35	Stud, M6x16 Wing	F81001-16	2	

9.86 Driven Log Levelling Roller (mounted on lower bed rail)



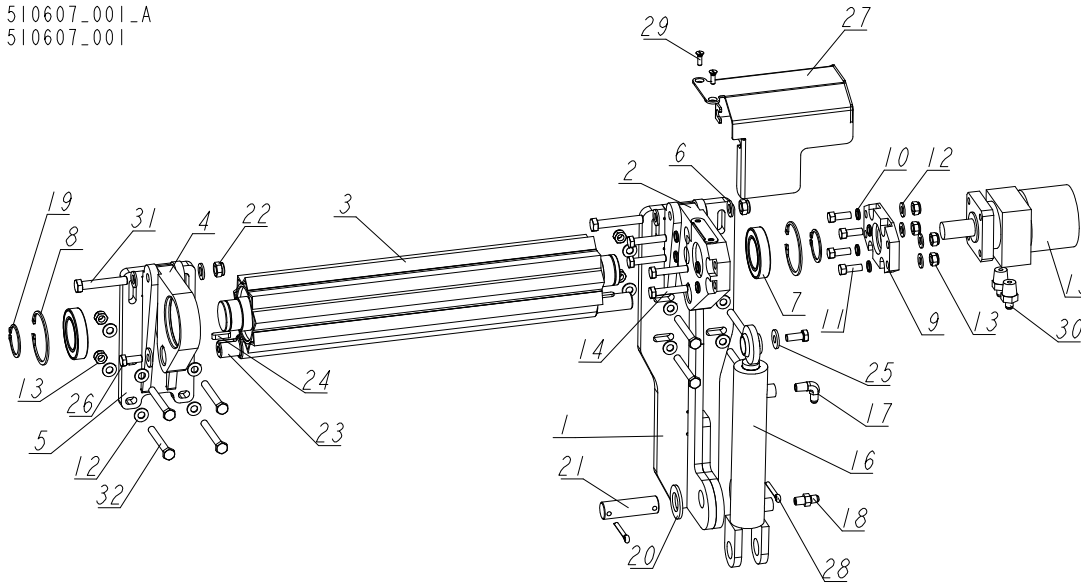
REF.	DESCRIPTION (◆ indicates parts available in assemblies only)	PART #	QTY
-	ROLLER, DRIVEN LOG LEVELLING (LOWER BED RAIL)	513433	1
1	BRACKET WELDMENT, POWER ROLLER	510605-1	1
2	BRACKET, SIDE W/HYDRO MOTOR CONNECTOR	096029-1	1
3	BEARING, 6009.2RSR (FAG) ROLLING	096025	2
4	PLATE, HYDRAULIC MOTOR MOUNT	096030-1	1
5	RING, W 75 INSIDE RETAINING	F81090-41	2
6	WASHER, Z 10.2 SPLIT LOCK ZINC	F81055-2	8
7	BOLT, 3/8-16X1 HHC	F05007-7	4
8	WASHER, 10.5 FLAT ZINC	F81055-1	20
9	NUT, M10-8-B HEX NYLON ZINC LOCK	F81033-1	12
10	BOLT, M10x50-8.8 HEX HEAD FULL THREAD ZINC	F81003-4	4
11	MOTOR, MG06-13-13AAAB HYDRAULIC	P21506	1
12	ROLLER WELDMENT, DRIVEN LOG LEVELLING	096028-1	1
-	CYLINDER, HYDRAULIC TOE BOARD	085937	1
13	CYLINDER, CJ-S170-16-40/25/152 HYDRAULIC	088681	1
14	FITTING, 1/4NPTX1/4JIC MALE ELBOW	P09142	1
15	FITTING, 1/4NPTX1/4JIC MALE	P09143	1
16	BRACKET, SIDE	096031-1	1
17	WASHER, 28 FLAT ZINC	F81061-1	2
18	PIN, HYDRAULIC CYLINDER ZINC-PLATED	086979-1	1
19	RING, Z 45 OUTSIDE RETAINING	F81090-32	2
20	ROD, CONNECTION	096034-1	1
21	KEY, A8x7x28 PARALLEL	096035	2
22	WASHER, 10.5 SPECIAL FLAT ZINC	F81055-6	2
23	BOLT, M10X25 8.8 HEX HEAD FULL THREAD	F81003-31	2
24	COVER, HYDRAULIC MOTOR	096037-1	1
25	PIN, S-Zn-6.3x45 COTTER	F81045-2	1

REF.	DESCRIPTION (◆ indicates parts available in assemblies only)	PART #	QTY	
26	SCREW, M6X20-5.8-B SLOTTED COUNTERSUNK HEAD ZINC	F81001-31	2	
27	FITTING, 1/2-14NPT/ 7/16-20UNF STRAIGHT W/MALE THREAD	096919	2	
28	WASHER,13 FLAT ZINC	F81056-1	4	
29	BRACKET WELDMENT, HYDRAULIC TOE BOARD	520099-1	1	
30	NUT, M12 8 HEX NYLON ZINC LOCK	F81034-2	2	
31	BOLT, M12X75-8.8-HEX HEAD FULL THREAD ZINC	F81004-10	2	
32	BOLT, M10X85-8.8-HEX HEAD ZINC	F81003-125	8	

9.87

9.88 Driven Log Levelling Roller, Lower Bed Rail (510607), Back "L" Frame (544241)

510607_001_A
510607_001



REF.	DESCRIPTION (◆ indicates parts available in assemblies only)	PART #	QTY
-	DRIVEN LOG LEVELLING ROLLER - LEFT W/CLAMP	510607	1
-	DRIVEN LOG LEVELLING ROLLER - LEFT, BACK, "L" FRAME	544241	1
1	BRACKET WELDMENT, HYDRAULIC CYLINDER MOUNT	527018-1	1
2	BRACKET, SIDE W/HYDRO MOTOR CONNECTOR	507684-1	1
3	ROLLER WELDMENT, DRIVEN LOG LEVELLING	096028-1	1
4	BRACKET, SIDE	507687-1	1
5	BRACKET WELDMENT, ROLLER	520099-1 ¹	1
	BRACKET WELDMENT, BACK, "L" FRAME	544240 ²	1
6	WASHER, 13 FLAT ZINC	F81056-1	21
7	BEARING, 6009.2RSR (FAG) ROLLING	096025	2
8	RING, W 75 INSIDE RETAINING	F81090-41	2
9	PLATE, HYDRAULIC MOTOR MOUNT	096030-1	1
10	WASHER, Z 10.2 SPLIT LOCK ZINC	F81055-2	8
11	BOLT, 3/8-16X1 HHC	F05007-7	4
12	WASHER, 10.5 FLAT ZINC	F81055-1	4
13	NUT, M10-8-B HEX NYLON ZINC LOCK	F81033-1	4
14	BOLT, M10x50-8.8 HEX HEAD FULL THREAD ZINC	F81003-4	4
15	MOTOR, MG06-13-13AAAB HYDRAULIC	P21506	1
-	CYLINDER, HYDRAULIC TOE BOARD	085937	1
16	CYLINDER, CJ-S170-16-40/25/152 HYDRAULIC	088681	1
17	FITTING, 1/4NPTX1/4JIC MALE ELBOW	P09142	1
18	FITTING, 1/4NPTX1/4JIC MALE	P09143	1
19	RING, Z 45 OUTSIDE RETAINING	F81090-32	2
20	WASHER, 28 FLAT ZINC	F81061-1	2
21	PIN, 25.4x84	086979	1
22	NUT, M12 8 HEX NYLON ZINC LOCK	F81034-2	11



HYDRAULIC SYSTEM

Driven Log Levelling Roller, Lower Bed Rail (510607), Back "L" Frame (544241)

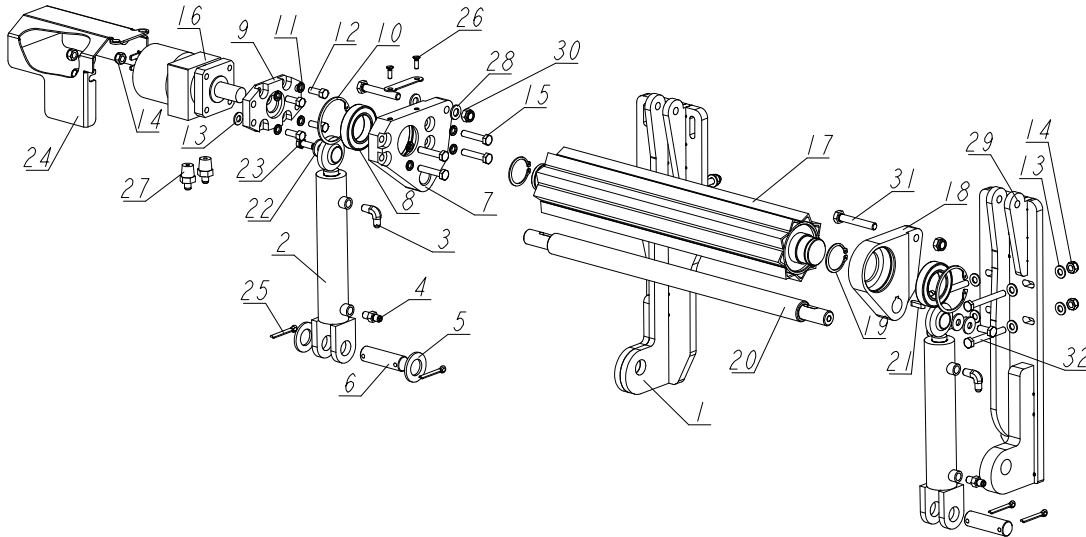
REF.	DESCRIPTION (◆ indicates parts available in assemblies only)	PART #	QTY	
23	ROD, CONNECTION	096034	1	
24	KEY, A8x7x28 PARALLEL	096035	2	
25	WASHER, 10.5 SPECIAL FLAT ZINC	F81055-6	2	
26	BOLT, M10X25 8.8 HEX HEAD FULL THREAD	F81003-31	2	
27	GUARD, HYDRAULIC MOTOR	507690-1	1	
28	PIN, S-Zn-6.3x45 COTTER	F81045-2	2	
29	SCREW, M6X20-5.8-B SLOTTED COUNTERSUNK HEAD ZINC	F81001-31	2	
30	FITTING, 1/2-14NPT/ 7/16-20UNF STRAIGHT W/MALE THREAD	096919	2	
31	BOLT, M12X70-8.8-HEX HEAD ZINC	F81004-39	2	
32	BOLT, M12X90 8.8 HEX HEAD ZINC	F81004-2	8	

¹ Included in 510607

² Included in 544241

9.89 Log Levelling Driven Roller. 2 Cylinders.

526160_001_A
526160_MANUAL



REF.	DESCRIPTION (◆ indicates parts available in assemblies only)	PART #	QTY
-	DRIVEN LOG LEVELLING ROLLER, W/2 CYLINDE	526160	1
-	ROLLER, DRIVEN LOG LEVELLING - FOR LOG SIDE SUPPORTS	545662	1
1	BRACKET WELDMENT, POWER ROLLER	510605-1	1
2	BRACKET, SIDE W/HYDRO MOTOR CONNECTOR	096029-1	1
3	BEARING, 6009.2RSR (FAG) ROLLING	096025	2
4	PLATE, HYDRAULIC MOTOR MOUNT	096030-1	1
5	RING, W 75 INSIDE RETAINING	F81090-41	2
6	WASHER, Z 10.2 SPLIT LOCK ZINC	F81055-2	8
7	BOLT, 3/8-16X1 HH	F05007-7	4
8	WASHER, 10.5 FLAT ZINC	F81055-1	4
9	NUT, M10-8-B HEX NYLON ZINC LOCK	F81033-1	4
10	BOLT, M10X50-8.8 HEX HEAD FULL THREAD ZINC	F81003-4	4
11	MOTOR, MG06-13-13AAAB HYDRAULIC	P21506	1
12	ROLLER WELDMENT, DRIVEN LOG LEVELLING	096028-1	1
-	CYLINDER, HYDRAULIC TOE BOARDS	085937	2
13	CYLINDER, CJ-S170-16-40/25/152 HYDRAULIC	088681	1
14	FITTING, 1/4NPTX1/4JIC MALE ELBOW	P09142	1
15	FITTING, 1/4NPTX1/4JIC MALE	P09143	1
16	BRACKET, SIDE	096031-1	1
17	WASHER, 28	F81061-1	2
18	PIN, HYDRAULIC CYLINDER ZINC-PLATED	086979-1	2
19	RING, Z 45 OUTSIDE RETAINING	F81090-32	2
20	ROD, CONNECTION	520349	1
21	KEY, A8X7X28 PARALLEL	096035	2
22	WASHER, 10.5 SPECIAL FLAT ZINC	F81055-6	3
23	BOLT, M10X25 8.8 HEX HEAD FULL THREAD	F81003-31	2
24	COVER, HYDRAULIC MOTOR	096037-1	1
25	PIN, S-ZN-6.3X45 COTTER	F81045-2	4



HYDRAULIC SYSTEM

Log Levelling Driven Roller. 2 Cylinders.

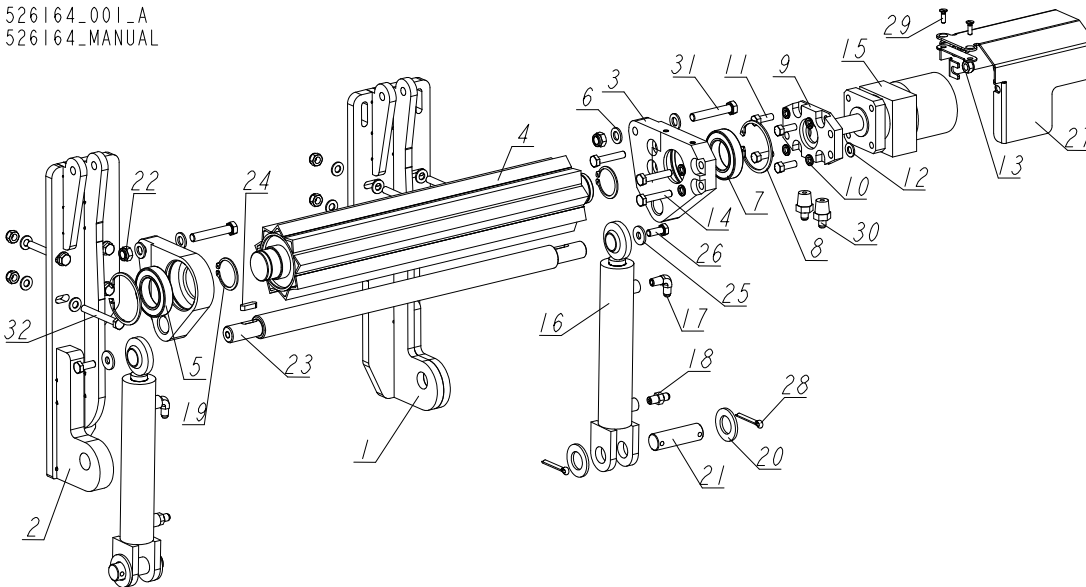
REF.	DESCRIPTION (◆ indicates parts available in assemblies only)	PART #	QTY	
26	SCREW, M6X20-5.8-B SLOTTED COUNTERSUNK HEAD	F81001-31	2	
27	FITTING, 1/2-14NPT/ 7/16-20UNF STRAIGHT	096919	2	
28	WASHER, 13 FLAT ZINC	F81056-1	20	
29	BRACKET WELDMENT, CYLINDER MOUNT	526162-1 ¹	1	
	BRACKET WELDMENT, CYLINDER MOUNT	550410-1 ²	1	
30	NUT, M12 8 HEX NYLON ZINC LOCK	F81034-2	10	
31	BOLT, M12X75-8.8-HEX HEAD FULL THREAD ZINC	F81004-10	2	
32	BOLT, M12X90 8.8 HEX HEAD ZINC	F81004-2	8	
32	BRACKET WELDMENT, CYLINDER MOUNT	526162-1	1	

¹ Included in 526160

² Included in 545662

9.90 Driven Log Levelling Roller, Left w/2 Cylinders

526164_001_A
526164_MANUAL



REF.	DESCRIPTION (◆ indicates parts available in assemblies only)	PART #	QTY
-	ROLLER, DRIVEN LOG LEVELLING - LEFT W/2 CYLINDERS	526164	1
1	BRACKET WELDMENT, HYDRAULIC CYLINDER MOUNT (LEFT)	527018-1	1
2	BRACKET WELDMENT, HYDRAULIC CYLINDER MOUNT	526150-1	1
3	BRACKET, SIDE W/HYDRO MOTOR CONNECTOR	507684-1	1
4	ROLLER WELDMENT, DRIVEN LOG LEVELLING	096028-1	1
5	BRACKET, SIDE	507687-1	1
6	WASHER, 13 FLAT ZINC	F81056-1	4
7	BEARING, 6009.2RSR (FAG) ROLLING	096025	2
8	RING, W 75 INSIDE RETAINING	F81090-41	2
9	PLATE, HYDRAULIC MOTOR MOUNT	096030-1	1
10	WASHER, Z 10.2 SPLIT LOCK ZINC	F81055-2	8
11	BOLT, 3/8-16X1 HH	F05007-7	4
12	WASHER, 10.5 FLAT ZINC	F81055-1	20
13	NUT, M10-8-B HEX NYLON ZINC LOCK	F81033-1	4
14	BOLT, M10x50-8.8 HEX HEAD FULL THREAD ZINC	F81003-4	4
15	MOTOR, MG06-13-13AAAB HYDRAULIC	P21506	1
-	CYLINDER, HYDRAULIC TOE BOARD	085937	2
16	CYLINDER, CJ-S170-16-40/25/152 HYDRAULIC	088681	1
17	FITTING, 1/4NPTX1/4JIC MALE ELBOW	P09142	1
18	FITTING, 1/4NPTX1/4JIC MALE	P09143	1
19	RING, Z 45 OUTSIDE RETAINING	F81090-32	2
20	WASHER, 28 FLAT ZINC	F81061-1	4
21	PIN, 25.4x84	086979	2
22	NUT, M12 8 HEX NYLON ZINC LOCK	F81034-2	10
23	ROD, CONNECTION	520349	1
24	KEY, A8x7x28 PARALLEL	096035	2
25	WASHER, 10.5 SPECIAL FLAT ZINC	F81055-6	2
26	BOLT, M10X25 8.8 HEX HEAD FULL THREAD	F81003-31	2



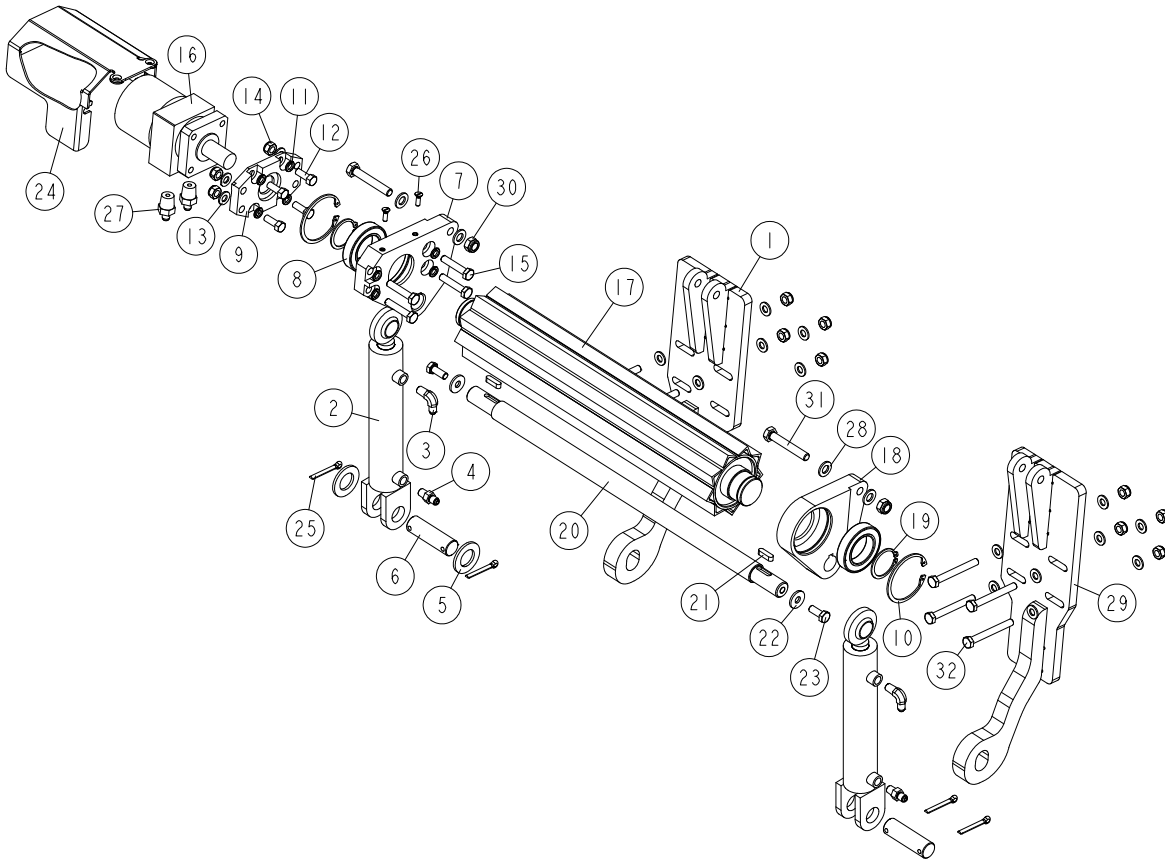
HYDRAULIC SYSTEM

Driven Log Levelling Roller, Left w/2 Cylinders

REF.	DESCRIPTION (◆ indicates parts available in assemblies only)	PART #	QTY	
27	GUARD, HYDRAULIC MOTOR	507690-1	1	
28	PIN, S-Zn-6.3x45 COTTER	F81045-2	2	
29	SCREW, M6X20-5.8-B SLOTTED COUNTERSUNK HEAD ZINC	F81001-31	2	
30	FITTING, 1/2-14NPT/ 7/16-20UNF STRAIGHT W/MALE THREAD	096919	2	
31	BOLT, M12X70-8.8-HEX HEAD ZINC	F81004-39	2	
32	BOLT, M12X90 8.8 HEX HEAD ZINC	F81004-2	8	

9.91 Driven Log Levelling Roller, Right w/2 Cylinders

568385_001
568385



REF	DESCRIPTION (u indicates parts available in assemblies only)	PART #	QTY
-	ROLLER, DRIVEN LOG LEVELLING - RIGHT W/2	568385	1
1	MOUNT WELDMENT, POWER ROLLER right	568382-1	1
-	CYLINDER, HYDRAULIC TOE BOARD	085937	2
2	CYLINDER, CJ-S170-16-40/25/152 HYDRAULIC	088681	1
3	Fitting, 1/4NPTx1/4JIC Male Elbow	P09142	1
4	Fitting, 1/4NPTx1/4JIC Male	P09143	1
5	WASHER, 28 FLAT ZINC	F81061-1	2
6	PIN, HYDRAULIC CYLINDER ZINC-PLATED	086979-1	2
7	BRACKET, SIDE W/HYDRO MOTOR CONNECTOR	096029-1	1
8	BEARING, 6009.2RSR (FAG) ROLLING	096025	2
9	PLATE, HYDRAULIC MOTOR MOUNT	096030-1	1
10	RING, W 75 INSIDE RETAINING	F81090-41	2
11	WASHER, Z 10.2 SPLIT LOCK ZINC	F81055-2	8
12	BOLT, 3/8-16X1 HEX HEAD	F05007-7	4
13	WASHER, 10.5 FLAT ZINC	F81055-1	20
14	NUT, M10-8-B HEX NYLON ZINC LOCK	F81033-1	12
15	BOLT, M10X50MM,HEX HEAD FULL THREAD ZINC	F81003-4	4
16	MOTOR, MG06-13-13AAAB HYDRAULIC	P21506	1
17	ROLLER WELDMENT, DRIVEN LOG LEVELLING	096028-1	1



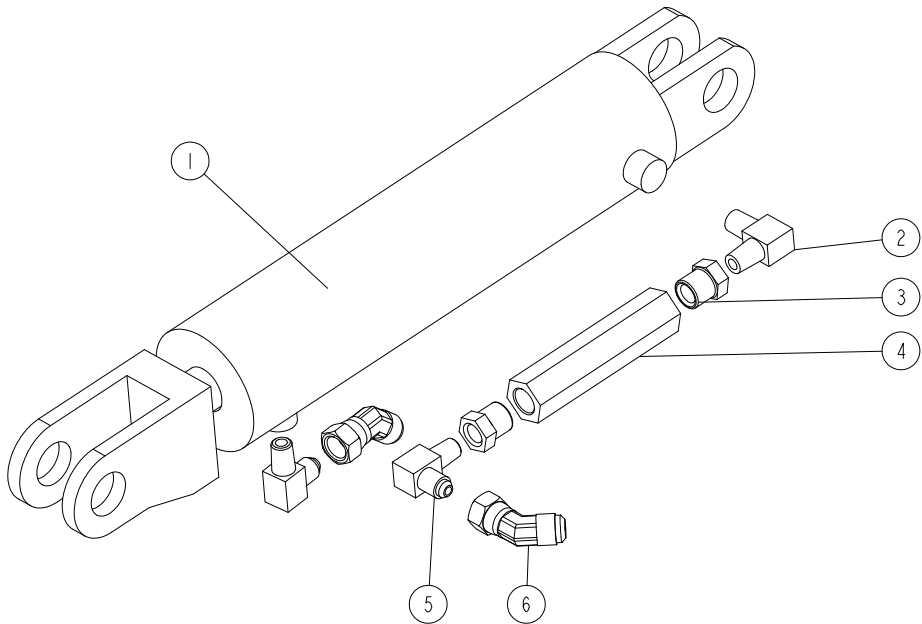
HYDRAULIC SYSTEM

Driven Log Levelling Roller, Right w/2 Cylinders

REF	DESCRIPTION (u indicates parts available in assemblies only)	PART #	QTY	
18	BRACKET, SIDE	096031-1	1	
19	rING, Z 45 OUTSIDE RETAINING	F81090-32	2	
20	ROD, CONNECTION	520349	1	
21	KEY, A8X7X28 PARALLEL	096035	2	
22	WASHER, 10.5 SPECIAL FLAT ZINC	F81055-6	2	
23	BOLT, M10X25 8.8 HEX HEAD FULL THREAD	F81003-31	2	
24	COVER, HYDRAULIC MOTOR	096037-1	1	
25	PIN, S-ZN-6.3X45 COTTER	F81045-2	4	
26	SCREW, M6X20-5.8-B SLOTTED COUNTERSUNK H	F81001-31	2	
27	FITTING, 1/2-14NPT/ 7/16-20UNF STRAIGHT	096919	2	
28	WASHER, 13 FLAT ZINC	F81056-1	4	
29	MOUNT WELDMENT, POWER ROLLER left	568386-1	1	
30	NUT, M12 8 HEX NYLON ZINC LOCK	F81034-2	2	
31	BOLT, M12X75-8.8-HEX HEAD FULL THREAD ZI	F81004-10	2	
32	BOLT, M10X85-8.8-HEX HEAD ZINC	F81003-125	8	

9.92 Cylinder Assembly. 555239

555239_001
555239



REF	DESCRIPTION (◆ indicates parts available in assemblies only)	PART #	QTY	
-	CYLINDER ASSEMBLY	555239	1	
1	CYLINDER, CJ-S305-16-63/28/203 HYDRAULIC	088679	1	
2	FITTING, 1/4NPT MALE PIPE ELBOW	P09140	1	
3	FITTING, 3/8" NPT X 1/4" NPT REDUCER	015490	2	
4	VALVE, SIDE SUPPORT SEQUENCE	015484	1	
5	FITTING, 3/8JIC-1/4NPT 90L	015491	2	
6	FITTING, M/F-90-9/16 JIC ELBOW	509418	2	