

Wood-Mizer[®] Sawmill

Parts Manual

LT40M RAH

rev. A1.00



Safety is our #1 concern! Read and understand all safety information and instructions before operating, setting up or maintaining this machine.

Form #931

Table of Contents

Section-Page

SECTION 1	GENERAL INFORMATION	1-1
1.1	How To Use The Parts List	1-1
1.2	Sample Assembly	1-1
SECTION 2	BLADE GUIDE ROLLERS & ARM	2-1
2.1	Blade Guide Assembly, Idle Side (Standard).....	2-1
2.2	Idle Side Blade Guide Assembly, Optional (LMS).....	2-3
2.3	Blade Guide Assembly, Drive Side.....	2-5
2.4	Blade Guide Arm & Rollers	2-7
2.5	Blade Guide Arm Drive Assembly.....	2-8
SECTION 3	BLADE WHEELS & TENSIONER	3-1
3.1	Blade Drive Assembly, LT40 AH.....	3-1
3.2	Idle Blade Wheel Assembly	3-3
3.3	Hydraulic Blade Tensioner Assembly.....	3-4
SECTION 4	SAW HEAD	4-1
4.1	Middle Throat Screw	4-1
4.2	Water Lube Solenoid Valve	4-2
4.3	Water Lube Assembly	4-3
4.4	LT40AC Saw Head Decals	4-5
4.5	Blade Housing Covers.....	4-7
4.6	Drive Belt Covers	4-9
4.7	Sawdust Chute.....	4-10
SECTION 5	CONTROL & BATTERY BOXES	5-1
5.1	Control Assembly, LT40M RAH.....	5-1
5.2	Drum Switches	5-3
5.3	Front Control Panel Assembly & Harnesses	5-4
SECTION 6	UP/DOWN SYSTEM	6-1
6.1	Saw Head V-Brace Mount.....	6-1
6.2	Blade Height Scale with Sensor	6-2
6.3	Up/Down Chain & Sprockets.....	6-4
6.4	Up/Down Motor Assembly, LT40 AH.....	6-6
6.5	Up/Down Drive Assembly	6-7
SECTION 7	POWER FEED & TRACK ROLLERS	7-1
7.1	Upper Track Rollers And Wipers.....	7-1
7.2	Power Feed Assembly, LT40 AH	7-2
7.3	Feed Chain/Stop	7-4
7.4	Lower Track Rollers	7-6

Table of Contents

Section-Page

SECTION 8	BED FRAME ASSEMBLY	8-1
8.1	Bed Rail Assembly, Front And Rear	8-1
8.2	Bed Rail Assembly, Front Middle	8-3
8.3	Bed Rail Assembly, Rear Middle	8-4
8.4	Leg, Stationary	8-6
8.5	Pivot Bed Rail Assembly.....	8-8
8.6	Log Side Support Assembly (Manual)	8-10
8.7	Tie Down Chain Assembly	8-12
8.8	Saw Head Rest Pin Assembly	8-13
8.9	Bed Frame Decals	8-14
SECTION 9	HYDRAULIC SYSTEM	9-1
9.1	Hydraulic Hoses, LT40 Series AH	9-1
9.2	Hydraulic Control Box, LT40/70 AH-7 (Option)	9-3
9.3	Hydraulic Control Box, LT20/40/70 AC 11-Section (Option)	9-5
9.4	Hydraulic Hose Kit, AH "M" Frame Sawmills MBX12/24H1-6	9-8
9.5	Hydraulic Hose Hanger Kit, "M" Frame (AH1-3) MBX12/24H1-4	9-9
9.6	Hydraulic Hose Hanger Kit, "M" Frame (AH4-7) MBX12/24H5-6	9-10
9.7	Hydraulic Control Box, 16-Section LT20/40/70AC	9-11
9.8	Hydraulic Control Box, 10-Section LT20/40/70AC	9-14
9.9	Hydraulic Control Box, LT40 Series AH3	9-17
9.10	Hydraulic Control Box, LT40 Series AH5/7.....	9-19
9.11	Hydraulic Power Supply Strip.....	9-22
9.12	Hydraulic Log Loader	9-24
9.13	Hydraulic Log Turner	9-26
9.14	Hydraulic Log Side Supports	9-28
9.15	Hydraulic Log Clamp - Main	9-30
9.16	Hydraulic Pull-Down Clamp.....	9-32
9.17	Hydraulic Toe Board	9-34
9.18	Power Toe Roller (Option)	9-35
SECTION 10	CABLE CHAIN ASSEMBLIES, REMOTE	10-1
10.1	Power Feed Cable Chain Assembly	10-1
10.2	Power Feed Cable Chain	10-3
10.3	Up/Down Cable Chain	10-4

SECTION 1 GENERAL INFORMATION

1.1 How To Use The Parts List

- Use the index above to locate the assembly that contains the part you need.
- Go to the appropriate section and locate the part in the illustration.
- Use the number pointing to the part to locate the correct part number and description in the table.
- Parts shown indented under another part are included with that part.
- Parts marked with a diamond (◆) are only available in the assembly listed above the part.

See the sample table below. Sample Part #A01111 includes part F02222-2 and subassembly A03333. Subassembly A03333 includes part S04444-4 and subassembly K05555. The diamond (◆) indicates that S04444-4 is not available except in subassembly A03333. Subassembly K05555 includes parts M06666 and F07777-77. The diamond (◆) indicates M06666 is not available except in subassembly K05555.

1.2 Sample Assembly				
REF	DESCRIPTION (◆ Indicates Parts Available In Assemblies Only)	PART #	QTY.	
	Sample Assembly, Complete (Includes All Indented Parts Below)	A01111	1	
1	Sample Part	F02222-22	1	
	Sample Subassembly (Includes All Indented Parts Below)	A03333	1	
2	Sample Part (◆ Indicates Part Is Only Available With A03333)	S04444-4	1	◆
	Sample Subassembly (Includes All Indented Parts Below)	K05555	1	
3	Sample Part (◆ Indicates Part Is Only Available With K05555)	M06666	2	◆
4	Sample Part	F07777-77	1	

To Order Parts:

- From Europe call our European Headquarters and Manufacturing Facility in Kolo, Poland at **+48-63-2626000**. From the continental U.S., call our toll-free Parts hotline at **1-800-525-8100**. Have your customer number, vehicle identification number, and part numbers ready when you call. From other international locations, contact the Wood-Mizer distributor in your area for parts.

Office Hours:

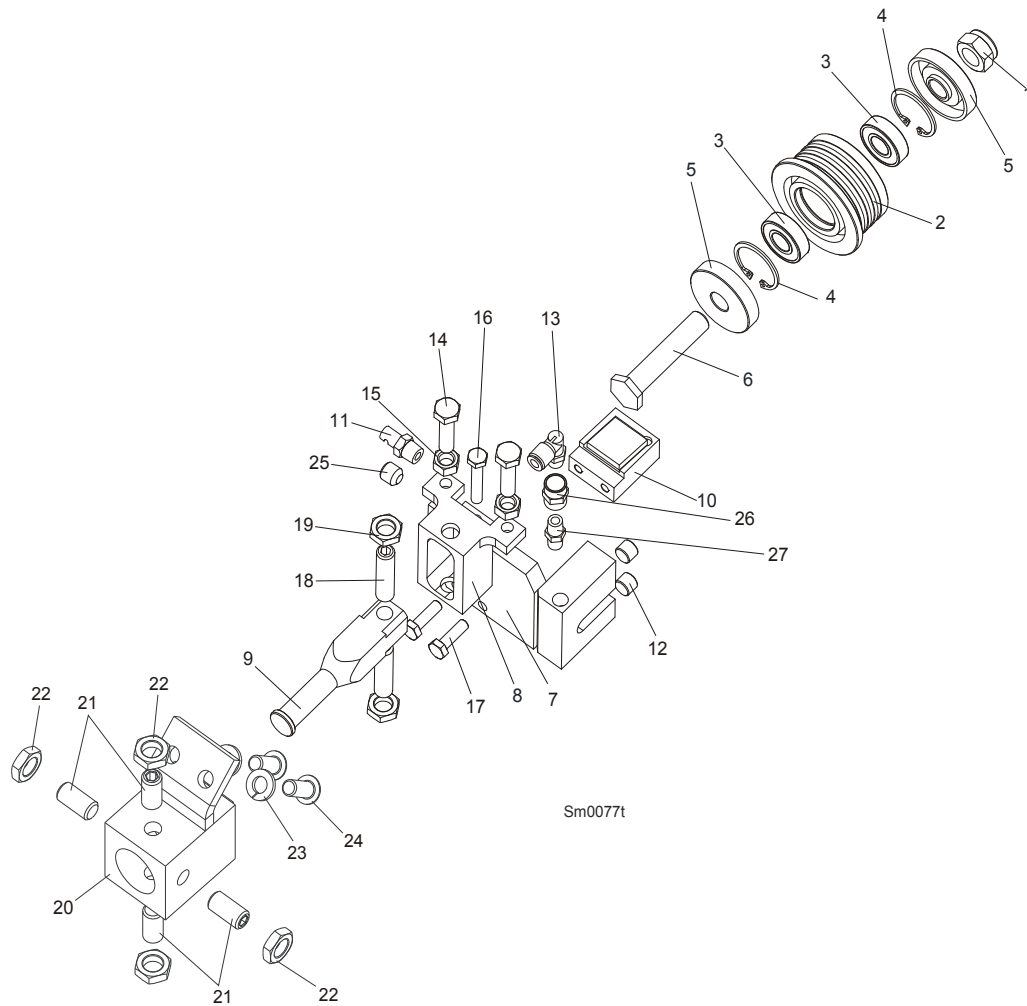
Country	Monday - Friday	Saturday	Sunday
Poland	7-15	Closed	Closed
US	8 a.m.- 5 a.m.	8 a.m.- 12 p.m.	Closed



CAUTION! It is strongly recommended that only original spare parts be used.

SECTION 2 BLADE GUIDE ROLLERS & ARM

2.1 Blade Guide Assembly, Idle Side (Standard)



REF	DESCRIPTION (◆ Indicates Parts Available In Assemblies Only)	PART#	QTY.
	BLADE GUIDE ASSEMBLY, IDLE SIDE	092523	1
	Roller, Blade Guide Narrow W/Bearings	088261	1
	Roller, Blade Guide W/Bearings Extended (for optional use with 1 1/2" blades)	092939	1
1	Nut, M12-8 Hex Nylon Zinc Lock	F81034-2	1
2	Roller, Blade Guide Narrow	087889	1
	Roller, Blade Guide Extended (for optional use with 1 1/2" blades)	087890	1
3	Bearing, 6001 2RSR NACHI	087893	2
4	Ring, W28 Inside Retaining	F81090-9	2
5	Washer, Spacer	087891	2 (1)
	Washer, Spacer (used with the Extended Roller only) ¹	087892-1	1
6	Bolt, Blade Guide Roller Zinc-Plated	087761-1	1

2

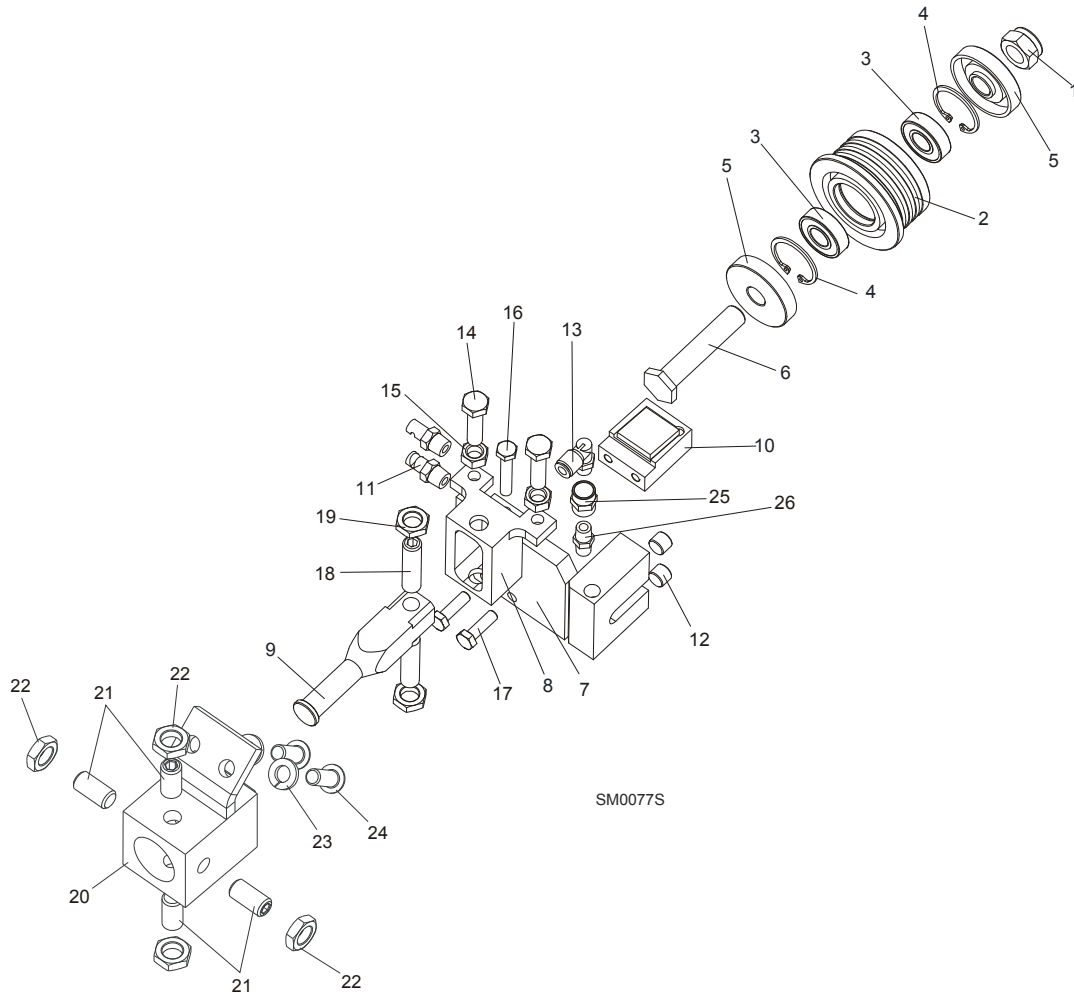
Blade Guide Rollers & Arm

Blade Guide Assembly, Idle Side (Standard)

	Bolt, Blade Guide Roller Zinc Plated (used with the Extended Roller only)	092940-1	1	
7	Block Weldment, Nozzle Zinc-Plated	087750-1	1	
8	Block, Zinc-Plated Roller Guide Adjuster	087756-1	1	
9	Shaft, Zinc-Plated Blade Guide Mount	088255-1	1	
10	Disc Assembly, EZ-Glide Blade Guide Wear	087760	1	
11	Nozzle, Blade Water Lube Spray	016637	1	
12	Plug, M10x1 DIN 906 BN40 "BOSSARD"	F81015-3	2	
13	Fitting, 90° Elbow 1/8NPT-1/4 Tube Swivel	P09736	1	
14	Bolt, M8x30 DIN933 A2-70 Stainless Steel	F81002-27	2	
15	Nut, M8 DIN934 A2-70 Stainless Steel	F81032-7	2	
16	Bolt, M6x30 DIN933 A2-70 Stainless Steel	F81001-37	1	
17	Bolt, M6x20-8.8 Hex Head Full Thread Zinc	F81001-2	2	
18	Screw, M10x1x40 DIN913 Stainless Steel Set	F81015-2	2	
19	Nut, M10x1 DIN439 Stainless Steel Thin	F81033-7	2	
20	BLOCK WELDMENT, PAINTED BLADE GUIDE MOUNT	088292-1	1	
21	SCREW, M10X1X25 DIN913 STAINLESS STEEL SET	F81015-4	4	
22	NUT, M10X1 DIN439 STAINLESS STEEL THIN	F81033-7	4	
23	WASHER, 8.2 SPLIT LOCK ZINC	F81054-4	2	
24	BOLT, 5/16-18X3/4 SOCKET HEAD	F05006-102	2	
25	FITTING, 1/8 NPT SOCKET PIPE PLUG	P30127	1	
26	FITTING, 1/8FPT COUPLING	P05748	1	
27	NIPPLE, 1/8 DRY SEAL	P02764	1	

¹ Used only from the flanged side of the roller

2.2 Idle Side Blade Guide Assembly, Optional (LMS)



REF	DESCRIPTION (◆ Indicates Parts Available In Assemblies Only)	PART#	QTY.
	BLADE GUIDE ASSEMBLY, IDLE SIDE	087749	1
	Roller, Blade Guide Narrow W/Bearings	088261	1
	Roller, Blade Guide W/Bearings Extended (for optional use with 1 1/2" blades)	092939	1
1	Nut, M12-8 Hex Nylon Zinc Lock	F81034-2	1
2	Roller, Blade Guide Narrow	087889	1
	Roller, Blade Guide Extended (for optional use with 1 1/2" blades)	087890	1
3	Bearing, 6001 2RSR NACHI	087893	2
4	Ring, W28 Inside Retaining	F81090-9	2
5	Washer, Spacer	087891	2 (1)
	Washer, Spacer (used with the Extended Roller only) ¹	087892-1	1
6	Bolt, Blade Guide Roller Zinc-Plated	087761-1	1
	Bolt, Blade Guide Roller Zinc Plated (used with the Extended Roller only)	092940-1	1
7	Block Weldment, Nozzle Zinc-Plated	087750-1	1

2

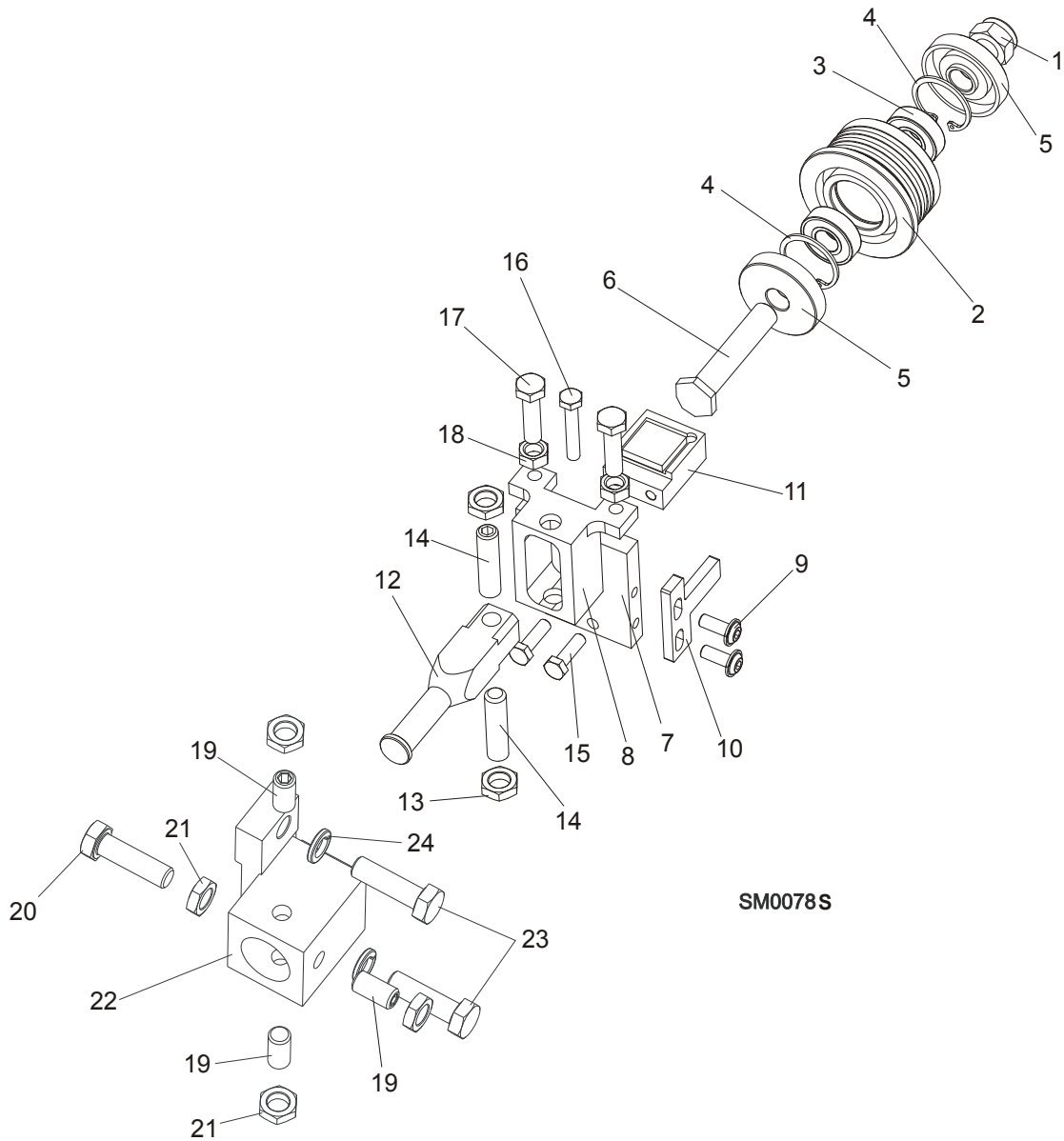
Blade Guide Rollers & Arm

Idle Side Blade Guide Assembly, Optional (LMS)

8	Block, Zinc-Plated Roller Guide Adjuster	087756-1	1	
9	Shaft, Zinc-Plated Blade Guide Mount	088255-1	1	
10	Disc Assembly, EZ-Glide Blade Guide Wear	087760	1	
11	Nozzle, Blade Lube Spray	033479	2	
12	Plug, M10x1 DIN 906 BN40 "BOSSARD"	F81015-3	2	
13	Fitting, 90° Elbow 1/8NPT-1/4 Tube Swivel	P09736	1	
14	Bolt, M8x30 DIN933 A2-70 Stainless Steel	F81002-27	2	
15	Nut, M8 DIN934 A2-70 Stainless Steel	F81032-7	2	
16	Bolt, M6x30 DIN933 A2-70 Stainless Steel	F81001-37	1	
17	Bolt, M6x20-8.8 Hex Head Full Thread Zinc	F81001-2	2	
18	Screw, M10x1x40 DIN913 Stainless Steel Set	F81015-2	2	
19	Nut, M10x1 DIN439 Stainless Steel Thin	F81033-7	2	
20	BLOCK WELDMENT, PAINTED BLADE GUIDE MOUNT	088292-1	1	
21	SCREW, M10X1X25 DIN913 STAINLESS STEEL SET	F81015-4	4	
22	NUT, M10X1 DIN439 STAINLESS STEEL THIN	F81033-7	4	
23	WASHER, 8.2 SPLIT LOCK ZINC	F81054-4	2	
24	BOLT, 5/16-18X3/4 SOCKET HEAD	F05006-102	2	
25	FITTING, 1/8FPT COUPLING	P05748	1	
26	NIPPLE, 1/8 DRY SEAL	P02764	1	

¹ Used only from the flanged side of the roller

2.3 Blade Guide Assembly, Drive Side



REF	DESCRIPTION (◆ Indicates Parts Available In Assemblies Only)	PART#	QTY.
	BLADE GUIDE ASSEMBLY, DRIVE SIDE	087748	1
	Roller, Blade Guide Narrow W/Bearings	088261	1
	Roller, Blade Guide W/Bearings Extended (for optional use with 1 1/2" blades)	092939	1
1	Nut, M12-8 Hex Nylon Zinc Lock	F81034-2	1
2	Roller, Blade Guide Narrow	087889	1
	Roller, Blade Guide Extended (for optional use with 1 1/2" blades)	087890	1
3	Bearing, 6001 2RSR NACHI	087893	2
4	Ring, W28 Inside Retaining	F81090-9	1

2

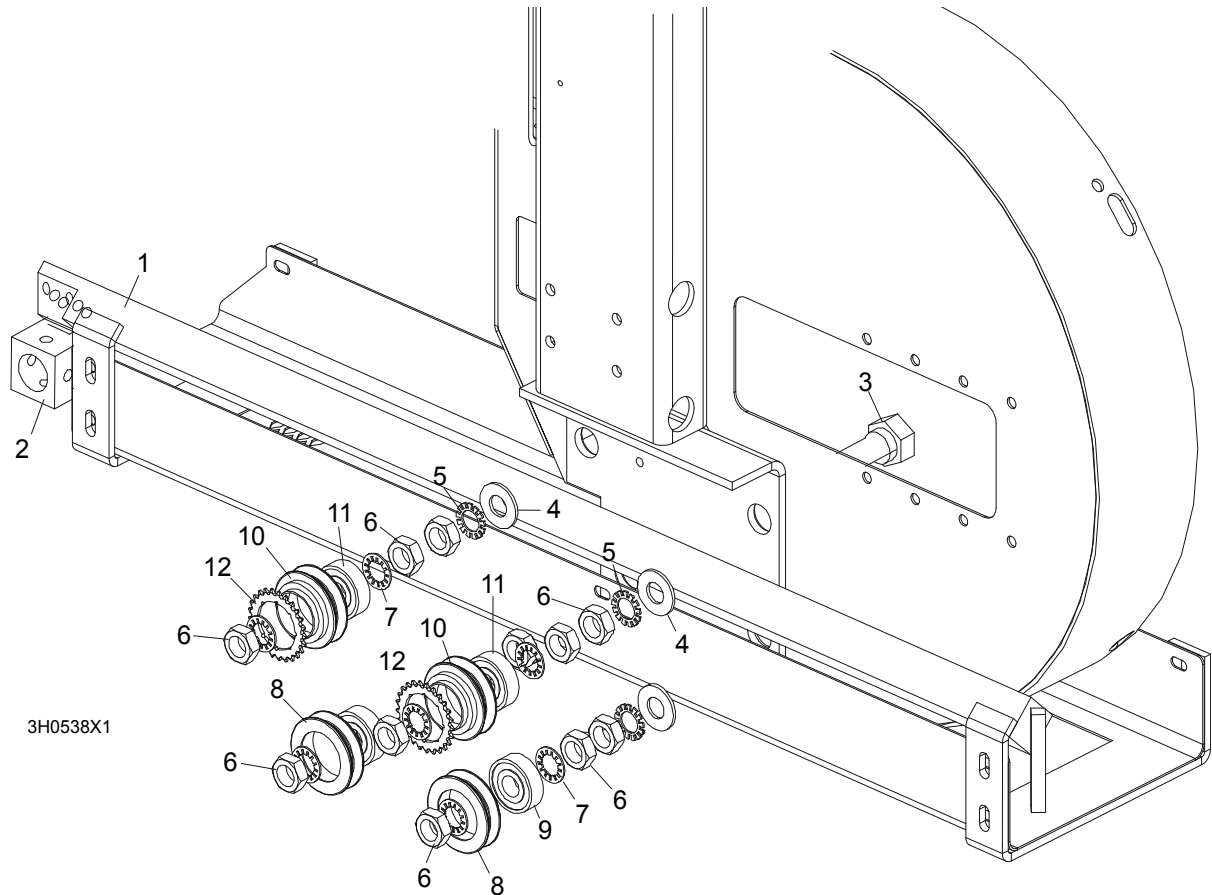
Blade Guide Rollers & Arm

Blade Guide Assembly, Drive Side

5	Washer, Spacer	087891	2 (1)	
	Washer, Spacer (used with the Extended Roller only) ¹	087892-1	1	
6	Bolt, Blade Guide Roller Zinc-Plated	087761-1	1	
	Bolt, Blade Guide Roller Zinc Plated (used with the Extended Roller only)	092940-1	1	
7	Plate, Zinc-Plated Blade Guide Mounting	087753-1	1	
8	Block, Zinc-Plated Roller Guide Adjuster	087756-1	1	
9	Screw, M6x16 BN 11252 "BOSSARD"	F81001-24	2	
10	Wiper, Blade Zinc-Plated	087757-1	1	
11	Disc Assembly, EZ-Glide Blade Guide Wear	087760	1	
12	Shaft, Zinc-Plated Blade Guide Mount	088255-1	1	
13	Nut, M10x1 DIN439 Stainless Steel Thin	F81033-7	2	
14	Screw, M10x1x40 DIN913 Stainless Steel Set	F81015-2	2	
15	Bolt, M6x20-8.8 Hex Head Full Thread Zinc	F81001-2	2	
16	Bolt, M6x30 DIN933 A2-70 Stainless Steel	F81001-37	1	
17	Bolt, M8x30 DIN933 A2-70 Stainless Steel	F81002-27	2	
18	Nut, M8 DIN934 A2-70 Stainless Steel	F81032-7	2	
19	Screw, M10X1X25 DIN913 Stainless Steel Set	F81015-4	3	
20	BOLT, M10X1X25 DIN 933 STAINLESS STEEL	F81003-28	1	
21	NUT, M10X1 DIN439 STAINLESS STEEL THIN	F81033-7	4	
22	BLOCK WELDMENT, BLADE GUIDE MOUNT	087744	1	
23	BOLT, M10X35-8.8 HEX HEAD FULL THREAD ZINC	F81003-17	2	
24	WASHER, 10.2 SPLIT LOCK ZINC	F81055-2	2	

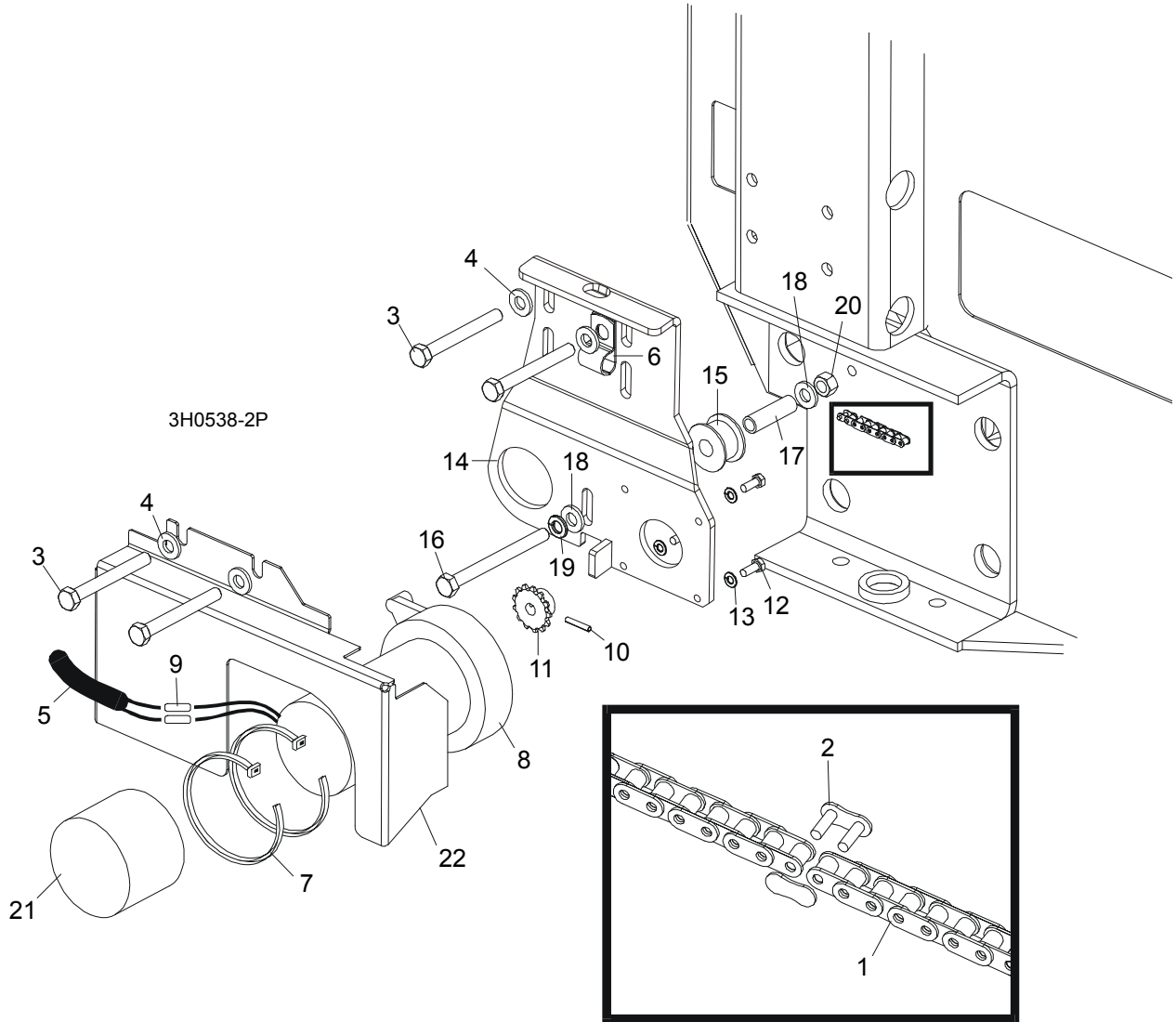
¹ Used only from the flanged side of the roller

2.4 Blade Guide Arm & Rollers



REF	DESCRIPTION (◆ Indicates Parts Available In Assemblies Only)	PART #	QTY.	
1	BLADE GUIDE ARM WELDMENT	087018-1	1	
2	Tube, Blade Guide Mount (G.S. - Bolted to Blade Guide Arm)	W10426	1	
3	BOLT, BLADE GUIDE ARM ROLLER CAM	086508-1	4	
4	WASHER, 17 FLAT	F81058-1	4	
5	WASHER, 5/8" EXTERNAL STAR	F05011-26	4	
6	NUT, 5/8-18 HEX JAM	F05010-11	12	
7	WASHER, 5/8" INTERNAL STAR	F05011-25	8	
	ROLLER ASSEMBLY, BLADE GUIDE ARM WITH BEARING	A09059	2	
8	Roller, Blade Guide Arm V-Groove	S07989-W	1	◆
9	Bearing, 6203-2RSP6-5/8 CX	095087	1	
	ROLLER ASSEMBLY, BLADE GUIDE ARM WITH BEARING AND SPROCKET	A09932	2	
10	Roller, Blade Guide Arm Drive	S09930-W	1	◆
11	Bearing, 6203-2RSP6-5/8 CX	095087	1	
12	Sprocket, #25 26-Tooth	015939	1	◆

2.5 Blade Guide Arm Drive Assembly

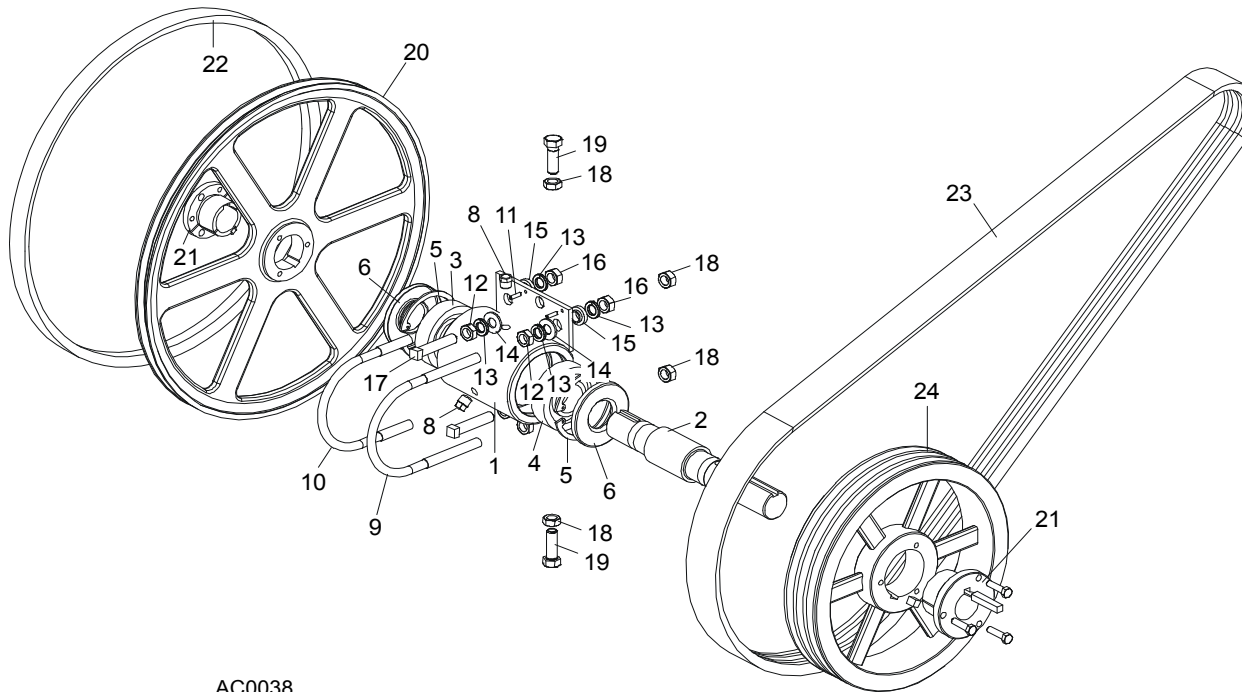


REF	DESCRIPTION (◆ Indicates Parts Available In Assemblies Only)	PART #	QTY.
1	CHAIN, #25 X 20 1/4"	P09984	1
2	LINK, #25 MASTER	P09983	1
3	BOLT, 5/16-18 X 2 3/4" HEX HEAD GRADE 5	F05006-28	4
4	WASHER, 8.4 FLAT	F81054-1	4
5	TUBE, 3/8" X 1/2" NEOPRENE	R01897	0,75 m
6	CLAMP, 1/2" COATED EMT	P07584	2
7	WRAP, 1/4" X 6" TIE	F05089-1	2
	DRIVE ASSEMBLY, BLADE GUIDE ARM	015989	1
	Motor Assembly, Blade Guide Arm Replacement	A10365	1
8	Motor, Blade Guide Arm 53:1 Gear	P09698-1	1
	Housing, Klauber Motor End	P12756	1

	Gear Kit, Klauber Motor Replacement	P12569	1	
	Brush Kit, Gear Motor Replacement	P12800	1	
	Shaft Kit, Klauber Gear Motor Replacement	009695	1	
9	Connector, 14 Gauge Butt	F04875-1	2	
10	Pin, 1/8" X 3/4" Roll	F05012-6	1	
11	Sprocket, Gear Motor #25 14-Tooth	P09970	1	
12	Screw, #10-32 x 1/2" Hex Head	F05004-60	4	
13	Washer, 4.1 Split Lock	F81051-4	4	
	Instruction Sheet, Blade Guide Arm Motor	A10353-296	1	
14	Bracket, Blade Guide Arm Motor Mount	087994-1	1	
15	Roller, Blade Guide Arm Chain Idler	516193	1	
16	Bolt, 5/16-18 X 3 1/2" Hex Head Full Thread	F05006-3	1	
17	Bushing 12/8-38 Zinc	516239-1	1	
18	Washer, 5/16" SAE Flat	F81054-1	2	
19	Washer, 8.4 Split Lock	F05011-13	1	
20	Nut, 8.2 Hex Lock	F81054-4	1	
21	Boot, Gear Motor Weather	023720	1	
22	COVER, BLADE GUIDE ARM MOTOR	S11617	1	
	GUARD, BLADE GUIDE ARM (G.S. ONLY)	S12029	1	

SECTION 3 BLADE WHEELS & TENSIONER

3.1 Blade Drive Assembly, LT40 AH



AC0038

REF	DESCRIPTION (◆ Indicates Parts Available In Assemblies Only)	PART #	QTY.
	BEARING ASSEMBLY, BLADE WHEEL DRIVE	086291	1
1	Housing, Blade Wheel Drive Bearing	086293	1
2	Shaft, Blade Wheel Drive	086292	1
3	Bearing, Blade Wheel Drive NJ308	085939	1
4	Bearing, Blade Wheel Drive #6308	085940	1
5	Ring, 90mm Interior Retaining #117	F04254-17	2
6	Seal, Drive Bearing #CR15890	P10206	2
7	Plug, 1/4" NPT Square Head	P05498	1
8	Plug, 1/4" NPT Vented	P12868	1
9	Bolt, 1/2-13 Long U	S10207-1P	1
10	Bolt, 1/2-13 Short U	S10207-2P	1
11	Pin, 3/16" X 5/8" Roll	F05012-22	2
12	Nut, 1/2-20 Hex Jam	F05010-16	4
13	Washer, 12.2 Split Lock	F81056-2	8
14	Washer, 13 SAE Flat	F81056-1	4
15	Spacer, .510" x .937" x .34"	S04253	4

Blade Wheels & Tensioner

Blade Drive Assembly, LT40 AH

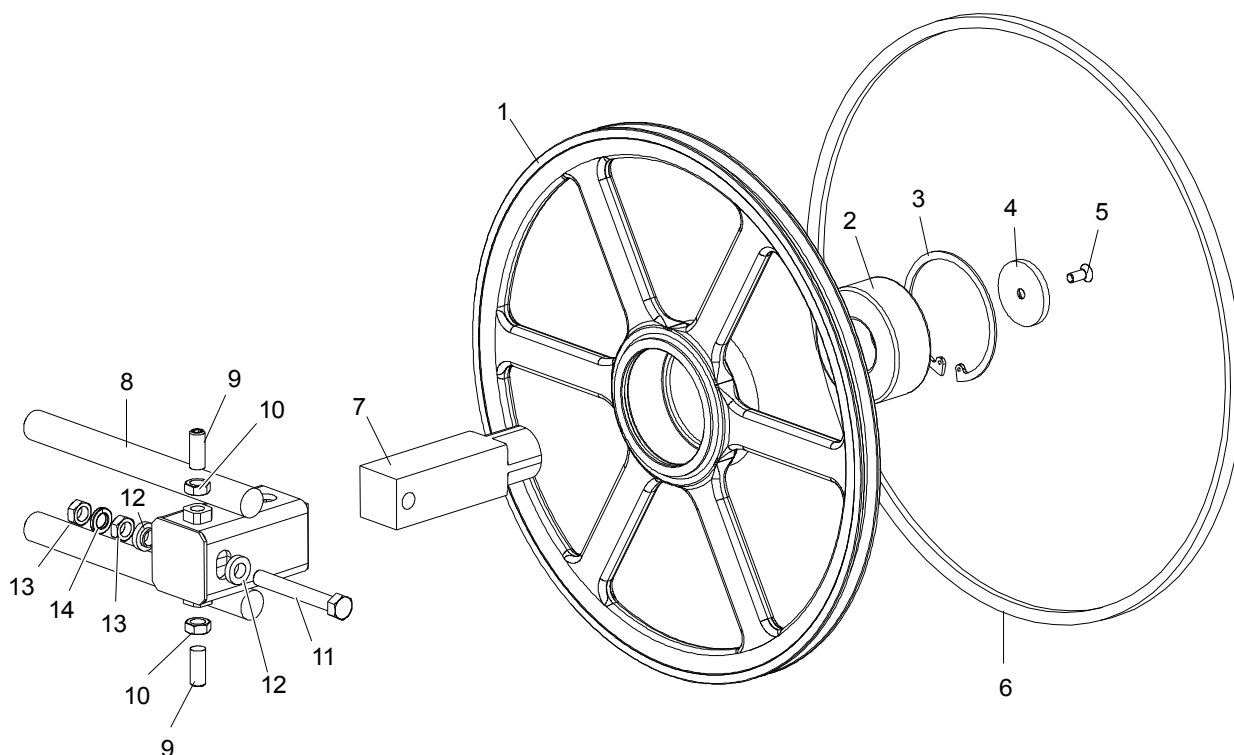
3

16	Nut, 1/2-13 Hex	F05010-35	4	
17	Screw, 1/2-20 x 2 1/2" Square Head Full Thread Set	F05008-110	2	
18	Nut, M12-8 Hex Nylon Lock	F81034-2	4	
19	Bolt, 1/2-20 x 1 1/2" Hex Head Grade 5	F05008-53	2	
	Decal, Bearing End-Play	S12750	1	
	Instruction Sheet, Bearing Retrofit	K10200-275	1	
	WHEEL KIT, DRIVE SIDE BLADE	014562	1	
20	Wheel, Drive Side Blade	016284	1	
21	Bushing, Modified 1 9/16" P1	087214	1	
	Instruction Sheet, Drive Side Blade Wheel Replacement	K12987-488	1	
22	BELT, BLADE WHEEL B57	P04185-2	1	
23	BELT, 3BX72 DRIVE (EA20, EA25)	014249	1	
24	PULLEY, 3B124 SK SPECIAL (EA20, EA25)	087203-1	1	

3 Blade Wheels & Tensioner

Idle Blade Wheel Assembly

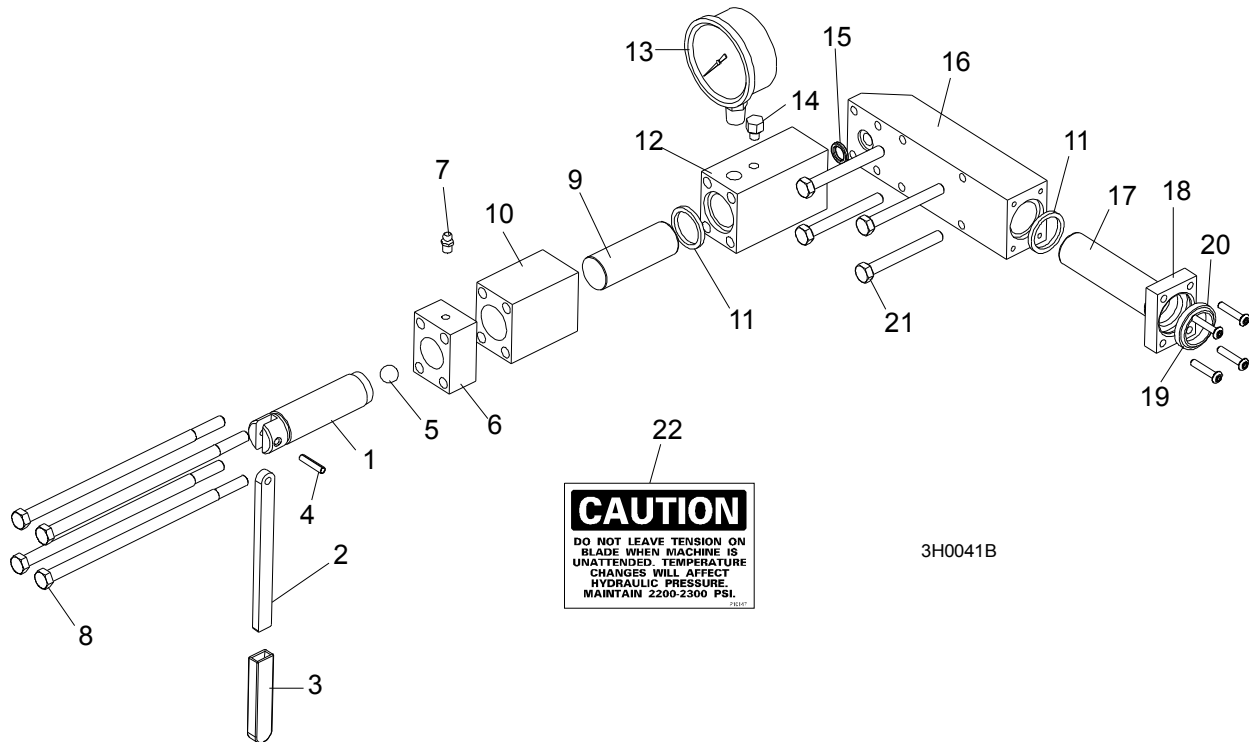
3.2 Idle Blade Wheel Assembly



SM0241

REF	DESCRIPTION (◆ Indicates Parts Available In Assemblies Only)	PART #	QTY.	
	WHEEL ASSEMBLY, IDLE SIDE BLADE	016120	1	
1	Wheel, Idle Side Blade	016013	1	◆
2	Bearing, Idle Side Blade Wheel #5309-2RS, C3, SRI-2 Grease	086428	1	
3	Ring, 100mm Internal Retaining Beveled	F04254-28	1	
4	RETAINER, 2 3/16 X 1/4"	016397	1	
5	BOLT, 5/16-18 X 3/4" FLAT HEAD SOCKET	F05006-95	1	
6	BELT, BLADE WHEEL B57	P04185-2	1	
7	SHAFT, IDLE BLADE WHEEL	016398	1	
8	HOUSING, IDLE BLADE WHEEL SHAFT	016103	1	
9	SCREW, 1/2-20 X 1 1/4" FLAT POINT SET	F05008-109	2	
10	NUT, 1/2-20 HEX JAM	F05010-16	2	
11	BOLT, 1/2-20 X 3 3/4" HEX HEAD FULL THREAD GRADE 2	F05008-111	1	
12	SPACER, 1/2" I.D. FLANGED	086769-1	2	
13	NUT, 1/2-20 HEX JAM	F05010-16	2	
14	WASHER, 12.2 SPLIT LOCK	F81056-2	1	

3.3 Hydraulic Blade Tensioner Assembly



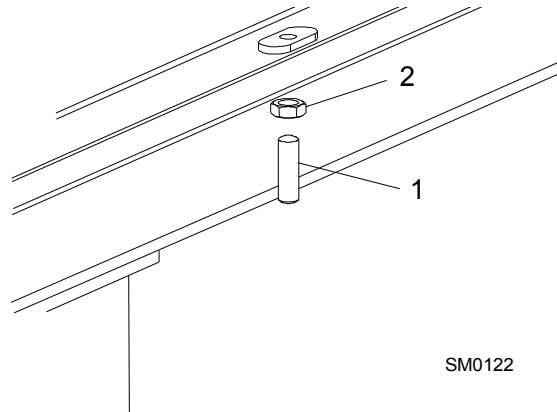
REF	DESCRIPTION (◆ Indicates Parts Available In Assemblies Only)	PART #	QTY.
	HYDRAULIC BLADE TENSIONER ASSEMBLY	A10054	1
	Handle Assembly, Hydraulic Blade Tensioner Screw	A12294	1
1	Screw, Hydraulic Blade Tensioner	S10056	1
2	Handle, Hydraulic Tensioner Screw	S08174	1
3	Sleeve, Plastic Handle	P08072	1
4	Pin, 3/16" x 7/8" Roll	F05012-19	1
5	Ball, 1/2" Steel	P02720	1
6	Block, Threaded Tensioner End	S10062	1
7	Fitting, 1/4-28 Grease	P05060	1
	Instruction Sheet, Tensioner Screw	A12294-518	1
8	Bolt, 5/16-18 X 7 1/2" Hex Head Grade 5	F05006-43	4
9	Piston, Hydraulic Tensioner Front 2 3/4" Long	S10060	1
10	Block, Piston Guide	S10061	1
11	Seal, 1" Diameter	P10051	2
12	Block, Hydraulic Tensioner Gauge Mounting	S10140	1
13	Gauge, 5000 P.S.I.	P10052	1
14	Plug, Hydraulic Tensioner Fill	P10065	1
15	Ring, 5/8" X 3/32" Square "O"	P10377	1
16	Block, Rear Tensioner Piston	S10142	1

3**Blade Wheels & Tensioner***Hydraulic Blade Tensioner Assembly*

17	Piston, Hydraulic Tensioner Rear 3 5/8" Long	S10059	1	
18	Block, Rear Piston End	S10089	1	
19	Wiper, 1" Diameter	P10053	1	
20	Bolt, #10-24 X 1" Socket Button Head	F05004-43	4	
21	Bolt, 5/16-18 X 2 3/4" Hex Head Grade 5	F05006-28	4	
22	Decal, Hydraulic Tension Caution	P10147	1	
	Instruction Sheet, Hydraulic Tensioner Installation	A10136-272	1	

SECTION 4 SAW HEAD

4.1 Middle Throat Screw

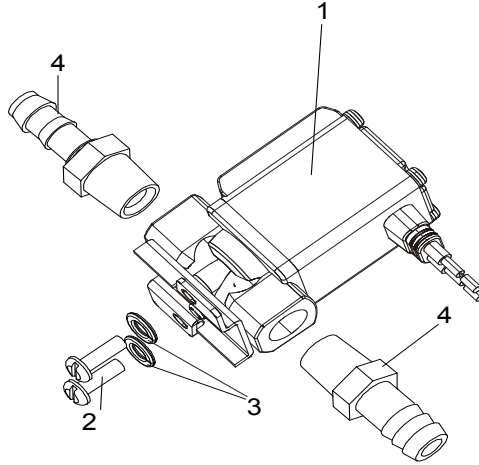


REF	DESCRIPTION (◆ Indicates Parts Available In Assemblies Only)	PART #	QTY.	
1	SCREW, 3/8-16 X 1 1/4" OVAL POINT SOCKET SET	F05007-18	1	
2	NUT, 3/8-16 HEX JAM	F05010-29	1	

4 Saw Head

Water Lube Solenoid Valve

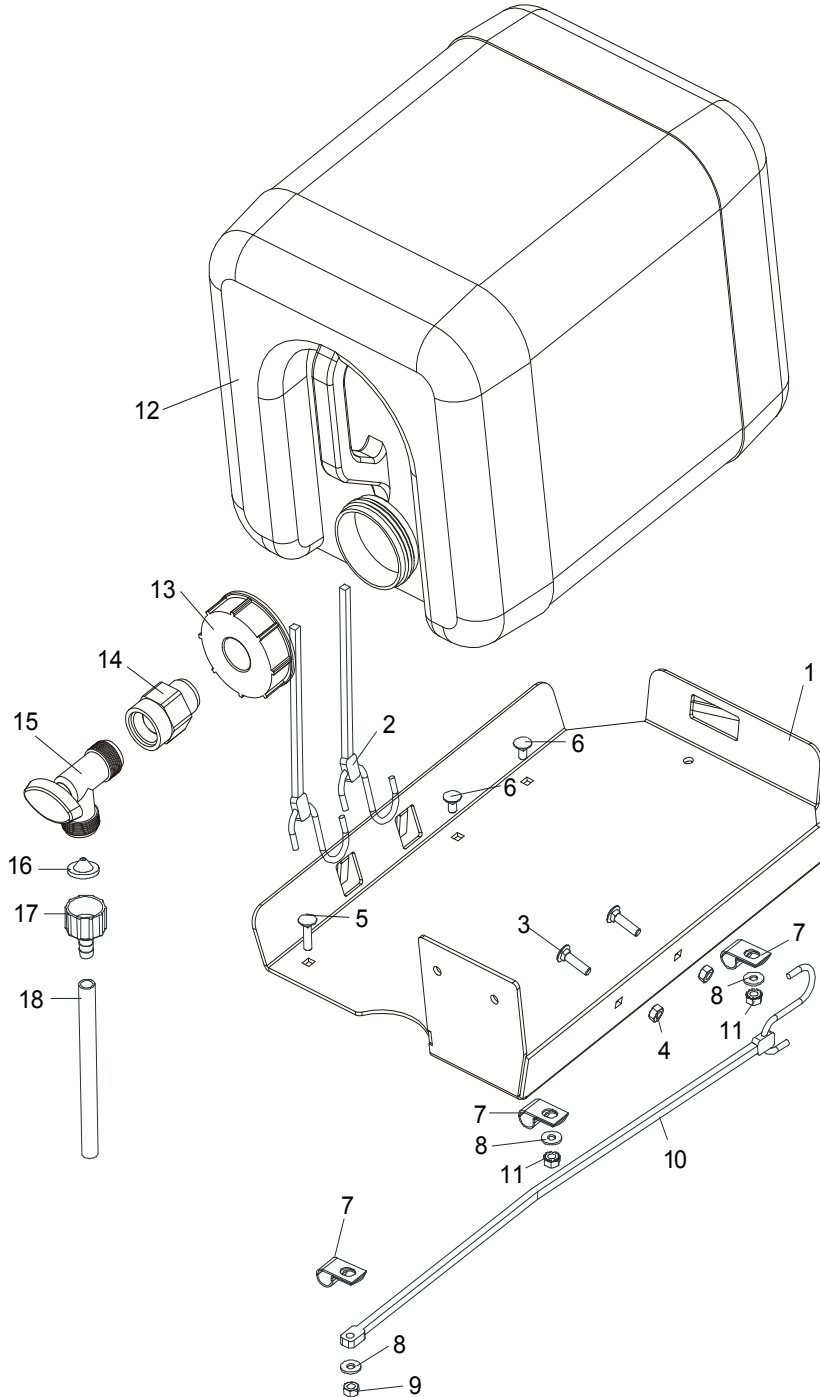
4.2 Water Lube Solenoid Valve



3H0310C

REF	DESCRIPTION (◆ Indicates Parts Available In Assemblies Only)	PART #	QTY.
1	VALVE, WATER LUBE SOLENOID	016140	1
2	SCREW, 4MM X 12 CROSS SLOT ROUND HEAD	F05004-74	2
3	WASHER, 4MM SPLIT LOCK	F05011-57	2
4	FITTING, 1/4" MALE NPT 3/8" HOSE BARB	P04682	1
5	FITTING, 1/4" MALE NPT 3/8" HOSE BARB ELBOW	P04730	1

4.3 Water Lube Assembly



AC0017-r

REF	DESCRIPTION (◆ Indicates Parts Available In Assemblies Only)	PART #	QTY.	
1	TRAY, WATER LUBE BOTTLE/FUEL TANK	088307-1	1	◆
2	STRAP, 20" RUBBER	P11668	2	
3	BOLT, 1/4-20 X 1" CARRIAGE HEAD	F05005-34	4	
4	NUT, 1/4-20 HEX LOCK	F05010-21	4	

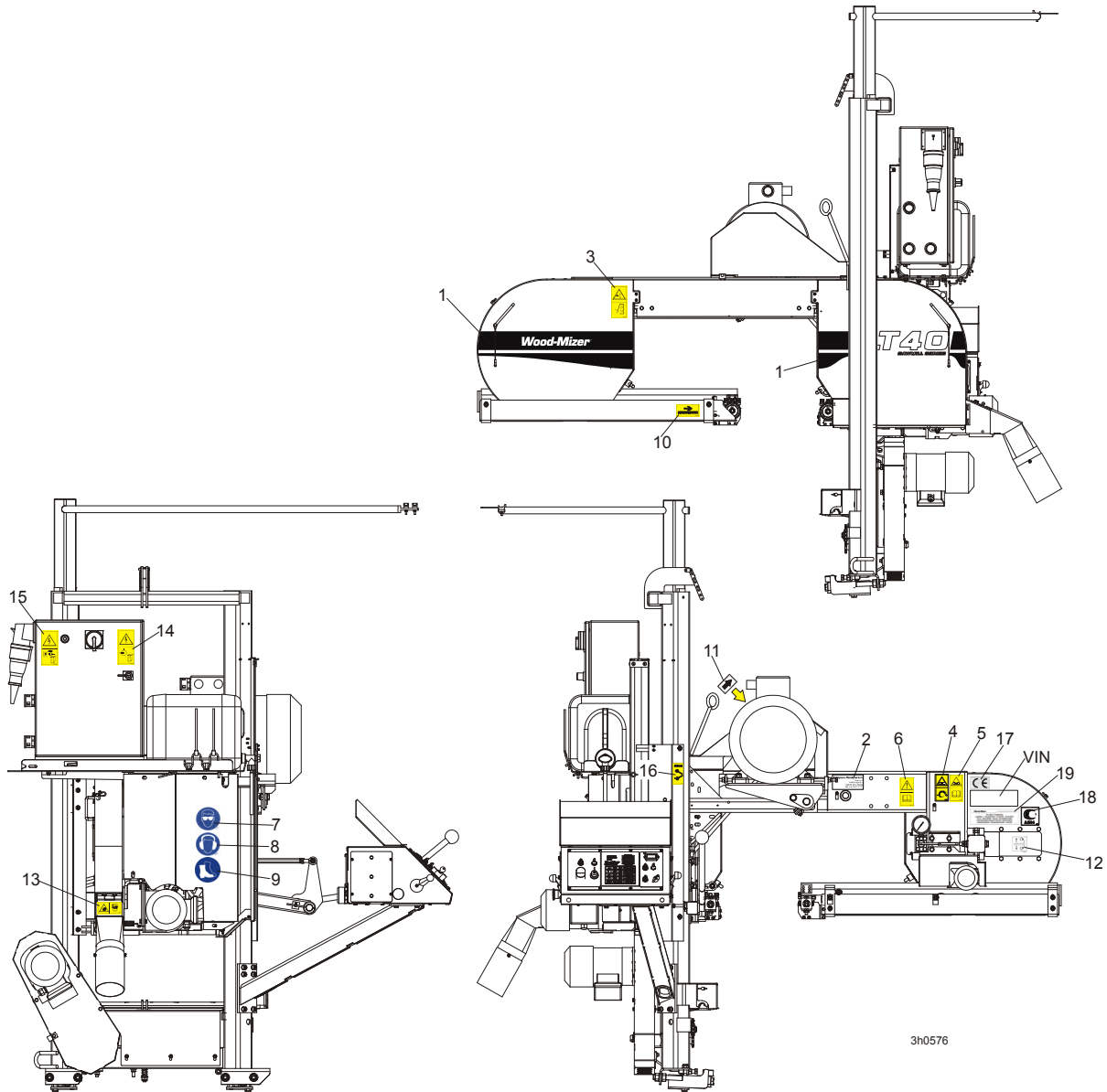
4

Saw Head*Water Lube Assembly*

5	BOLT, 1/4-20 X 1" CARRIAGE HEAD	F05005-34	1	
6	BOLT, 1/4-20 X 1/2" CARRIAGE HEAD	F05005-33	2	
7	CLAMP, 1/2" EMT HOSE	P07584	3	
8	WASHER, 7.4 FLAT	F81056-11	3	
9	NUT, 1/4-20 HEX LOCK	F05010-21	1	
10	STRAP, 15" RUBBER	P07461	1	
11	NUT, 1/4-20 SELF-LOCKING	F05010-9	2	
	BOTTLE ASSEMBLY, WATER LUBE	014642	1	
12	Bottle, 19-Liter Water Lube	014637	1	
13	Cap, Water Lube Bottle	014773	1	
14	FITTING, 3/4FPT X 3/4MPT	014636	1	
15	FITTING, WATER LUBE SHUTOFF VALVE	014100	1	
16	FILTER, WATER LUBE	016086 ¹	1	
17	FITTING, 5/8" NPT TO 3/8" HOSE BARB	014113	1	
18	TUBE, WATER LUBE	R01885	2.1 m	

¹ Filter recommended for Super models to prevent debris from entering the water lube solenoid valve.

4.4 LT40AC Saw Head Decals



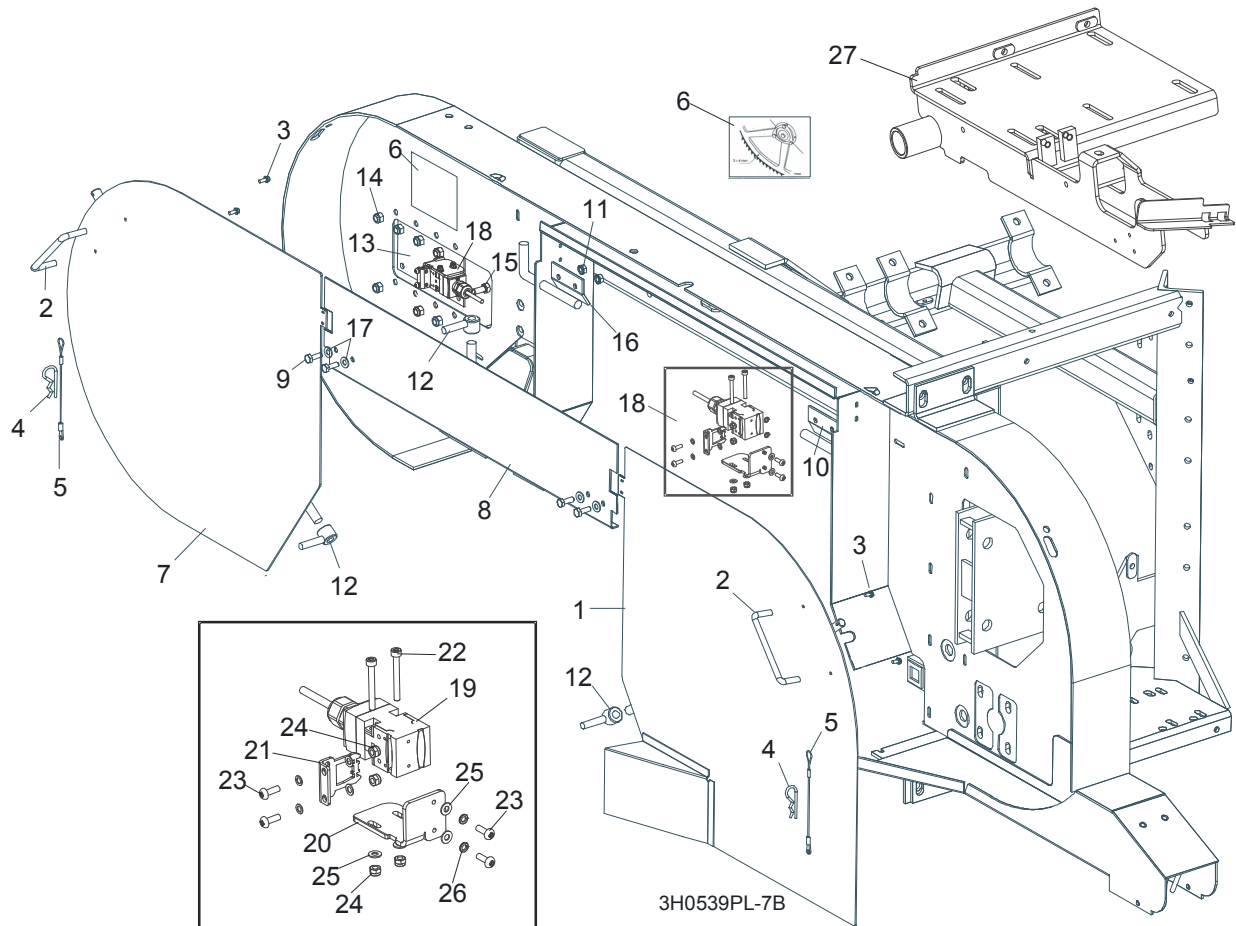
3h0576

REF	DESCRIPTION (◆ Indicates Parts Available In Assemblies Only)	PART #	QTY.
1	DECAL, LT40 SERIES SAWMILL	092763	1
	PICTOGRAPHIC DECAL KIT, LT40AC	099516	1
2	DECAL, EUROPEAN HEADQUARTERS ADDRESS	015841	1
3	DECAL, SAWMILL COVERS CAUTION	099220	2
4	DECAL, BLADE TENSION (PICTOGRAM)	099219	1
5	DECAL, BLADE TENSION - INSTRUCTIONS (PICTOGRAM)	099223	1
6	DECAL, READ OPERATOR'S MANUAL (PICTOGRAM)	096317	1
7	DECAL, EYE PROTECTION WARNING (PICTOGRAM)	S12004G	1
8	DECAL, EAR PROTECTION WARNING (PICTOGRAM)	S12005G	1

4**Saw Head***LT40AC Saw Head Decals*

9	DECAL, BLADE MOVEMENT DIRECTION (PICTOGRAM)	096321	1	
10	DECAL, MOTOR ROTATION DIRECTION	S20097	1	
11	DECAL, BLADE ALIGNMENT	P11789	1	
12	DECAL, SAWDUST CHUTE WARNING (PICTOGRAM)	099222	1	
13	DECAL, HIGH VOLTAGE INSIDE THE ELECTRIC BOX (PICTOGRAM)	096316	1	
14	DECAL, REMOVE THE PLUG BEFORE OPENING THE BOX (PICTOGRAM)	096319	1	
15	DECAL, BLADE DRIVE WARNING (PICTOGRAM)	096315	1	
16	DECAL, CE CERTIFIED SAWMILL (SMALL)	P85070	1	
17	DECAL, RUSSIAN SAFETY CERTIFICATION	099401	1	

4.5 Blade Housing Covers



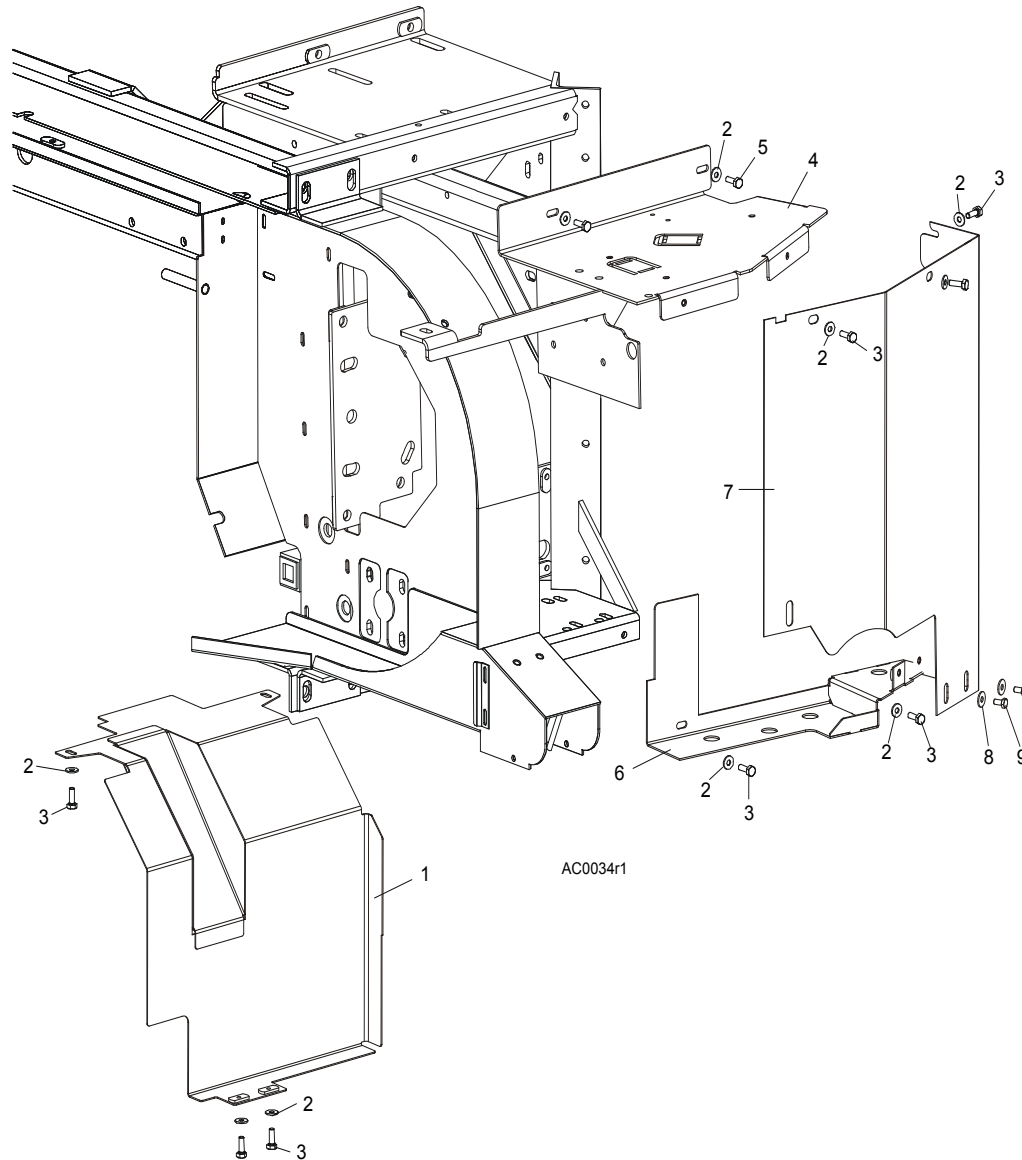
REF	DESCRIPTION (◆ Indicates Parts Available In Assemblies Only)	PART #	QTY.	
	COVER ASSEMBLY, DRIVE SIDE BLADE HOUSING WITH HANDLE	086195	1	
1	Cover Weldment, Drive Side Blade Housing	087159-1	1	◆
2	Handle, Blade Housing Cover	P08065	1	
3	Screw, #8-32 x 3/8"	F05015-8	2	
	Pin Assembly, Cover Retainer	A11881	1	
4	Pin, Safety Retainer	N/A	1	
5	Cable, 3/64" x 6" Lanyard	N/A	1	
6	DECAL, BLADE DANGER W/ARROW	S11751	2	
	COVER, IDLE SIDE BLADE HOUSING WITH HANDLE	086431	1	
7	Cover, Idle Side Blade Housing	086430-1	1	◆
2	Handle, Blade Housing Cover	P08065	1	
3	Screw, #8-32 X 3/8" Self-Tap	F05015-8	2	
	Pin Assembly, Cover Retainer	A11881	1	
4	Pin, Safety Retainer	N/A	1	

4

Saw Head*Blade Housing Covers*

5	Cable, 3/64" x 6" Lanyard	N/A	1	
8	COVER, MIDDLE BLADE HOUSING	087326-1	1	
9	BOLT, 1/4-20 X 3/4" HEX HEAD	F05005-1	4	
10	HINGE, MIDDLE BLADE HOUSING COVER	S07522	1	
11	NUT, 1/4-20 SELF-LOCKING HEX	F05010-9	4	
12	NUT, COVER TURN	086365-1	2	
13	PLATE, IDLE BLADE WHEEL GUARD	086230	1	
14	NUT, 5/16-18 HEX NYLON LOCK	F05010-58	6	
15	BOLT, 5/16-18 X 3/4" HEX HEAD GRADE 2	F05006-5	6	
16	HINGE, MIDDLE BLADE HOUSING COVER	085336-1	1	
17	WASHER 6.4 ZINC	F81053-1	4	
18	SWITCH ASSEMBLY, SAFETY SHUT-OFF	094301	2	
19	Safety Switch, AZ17-11ZRK	094232	2	
20	Bracket, Safety Switch Mount Painted	094300-1	2	
21	Key, AZ17/170-B5 Safety Switch	094422	2	
22	Bolt, M4 x 35-8.8 Socket Head	F81011-34	4	
23	Screw, M4 x 12-5.8	F81011-43	8	
24	Nut, M4 Hex	F81029-1	8	
25	Washer, M4 Split Lock Zinc	F81051-1	4	
26	Washer, 4.3	F81051-2	8	
27	MOUNT WELDMENT E15,E20,E25	087736-1	1	

4.6 Drive Belt Covers

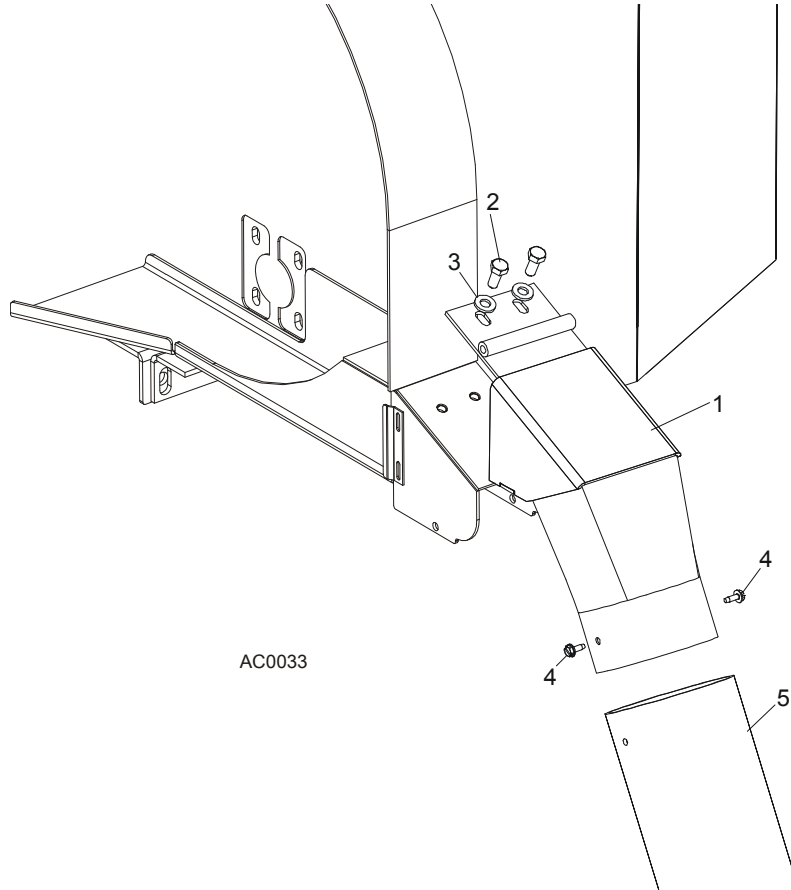


REF	DESCRIPTION (◆ Indicates Parts Available In Assemblies Only)	PART #	QTY.
1	GUARD, E15/E20/E25 BELT LOWER PAINTED	087660-1	1
2	WASHER, 6.5 SPECIAL FLAT ZINC	F81053-11	11
3	BOLT, M6 X 20-8.8 HEX HEAD FULL THREAD ZINC	F81001-2	9
4	GUARD WELDMENT, AC SAW HEAD UPPER PAINTED	086621-1	1
5	BOLT, M6 X 12-8.8 HEX HEAD FULL THREAD ZINC	F81001-7	2
	GUARD, AC REMOTE SIDE PAINTED COMPLETE	100627	1
6	GUARD, AC LOWER	087525-1	1
7	GUARD, AC REMOTE SIDE PAINTED	087333-1	1
8	WASHER, 6.5 SPECIAL FLAT ZINC	F81053-11	2
9	BOLT, M6 X 12-8.8 HEX HEAD FULL THREAD ZINC	F81001-7	2

4 Saw Head

Sawdust Chute

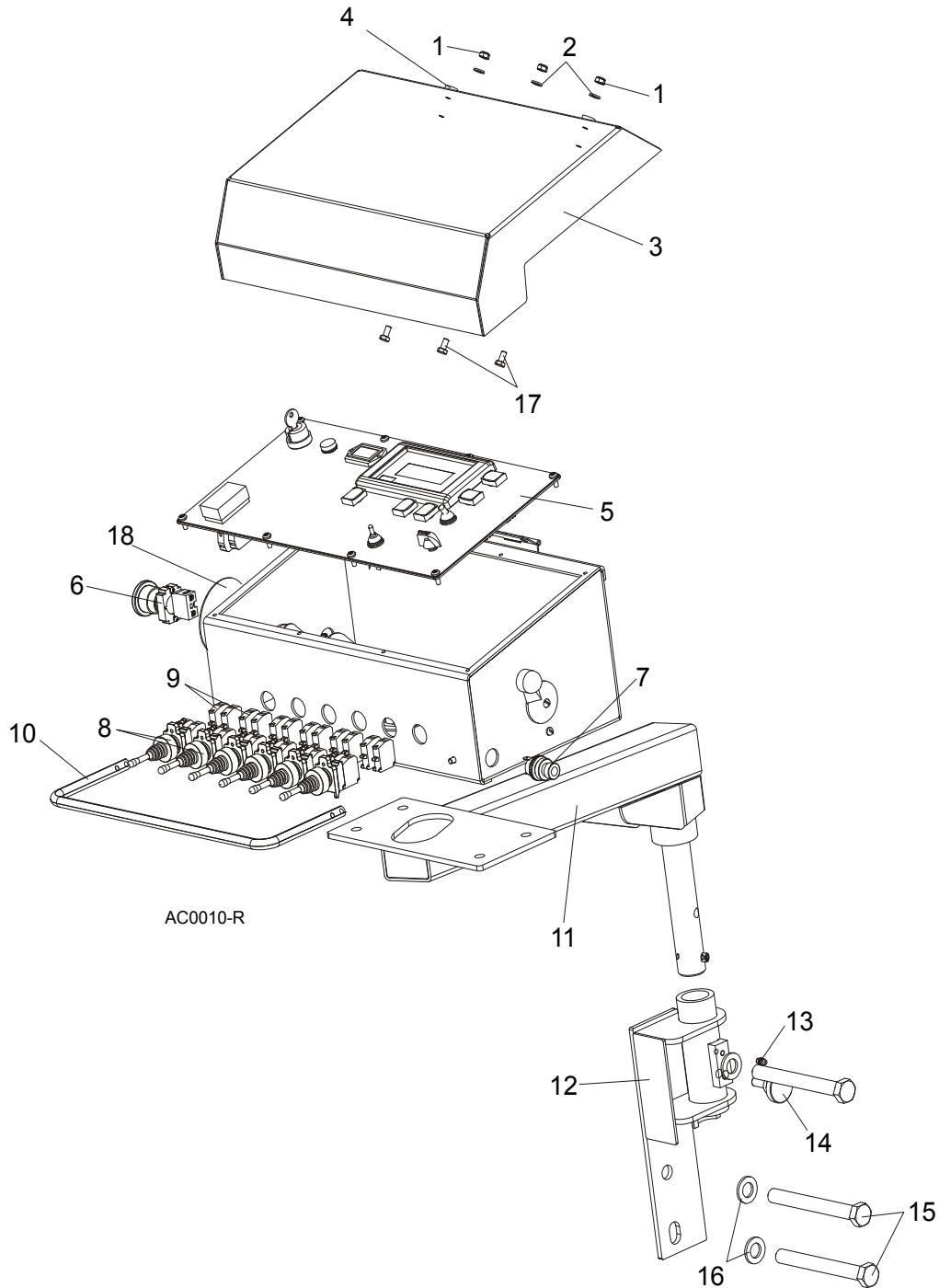
4.7 Sawdust Chute



REF	DESCRIPTION (◆ Indicates Parts Available In Assemblies Only)	PART #	QTY.
1	CHUTE WELDMENT, SAWDUST	015466	1
2	BOLT, 5/16-18 X 3/4" HEX HEAD GRADE 2	F05006-5	2
3	WASHER, 8.4 FLAT	F81054-1	2
4	NUT, 5/16-18 SELF-LOCKING HEX	F05010-20	2
5	BOLT, #10-24 X 1/2" SELF-TAPPING	F05015-7	2
6	TUBING, 4" I.D. RUBBER	R02336	0.6 m
	STRAP, 20" RUBBER W/HOOK	P11668	1
	BOLT, 1/4-20 X 1 1/4" HEX HEAD FULL THREAD	F05005-3	1
	WASHER, 7.4 FLAT	F81056-11	1
	NUT, 1/4-20 LOCK	F05010-21	1

SECTION 5 CONTROL & BATTERY BOXES

5.1 Control Assembly, LT40M RAH



REF	DESCRIPTION (◆ Indicates Parts Available In Assemblies Only)	PART #	QTY.	
	CONTROL BOX ASSEMBLY, AC REMOTE	087820	1	
1	Nut, M6-8-B Zinc Hex	F81031-2	3	

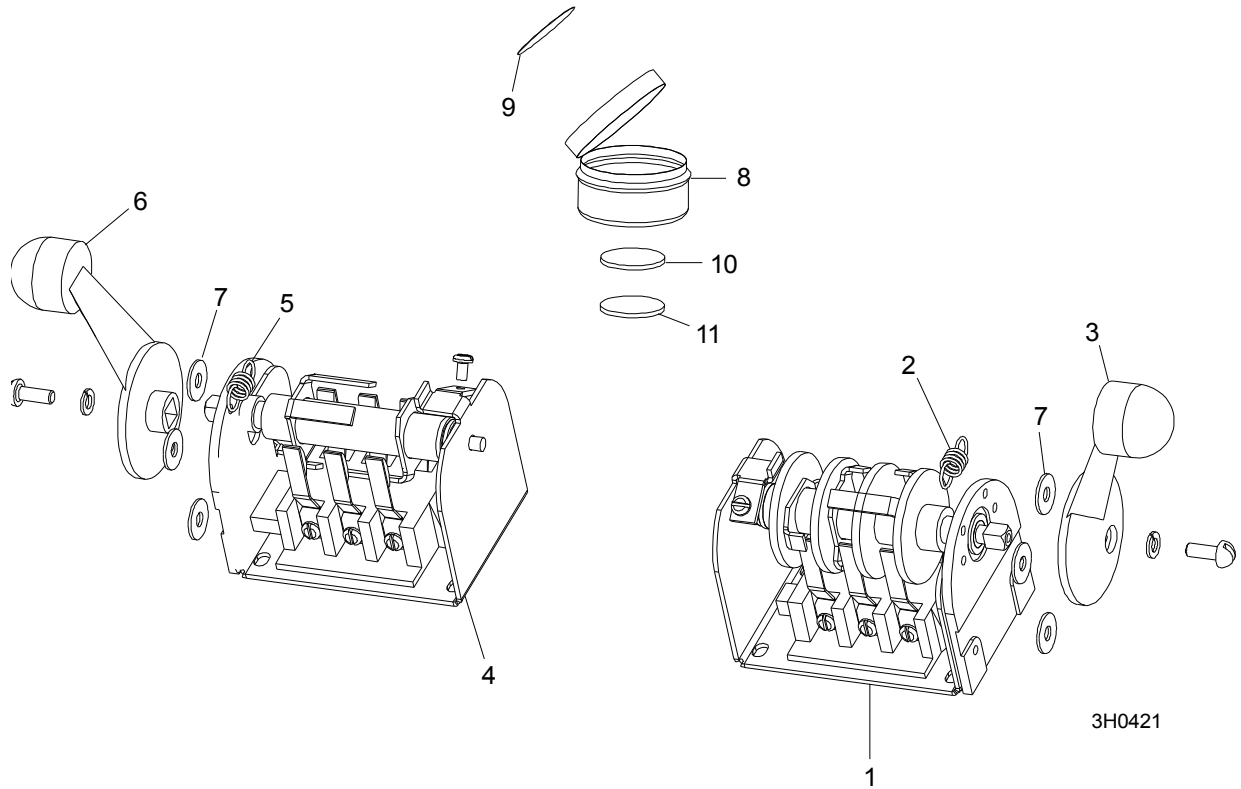
5

Control & Battery Boxes

Control Assembly, LT40M RAH

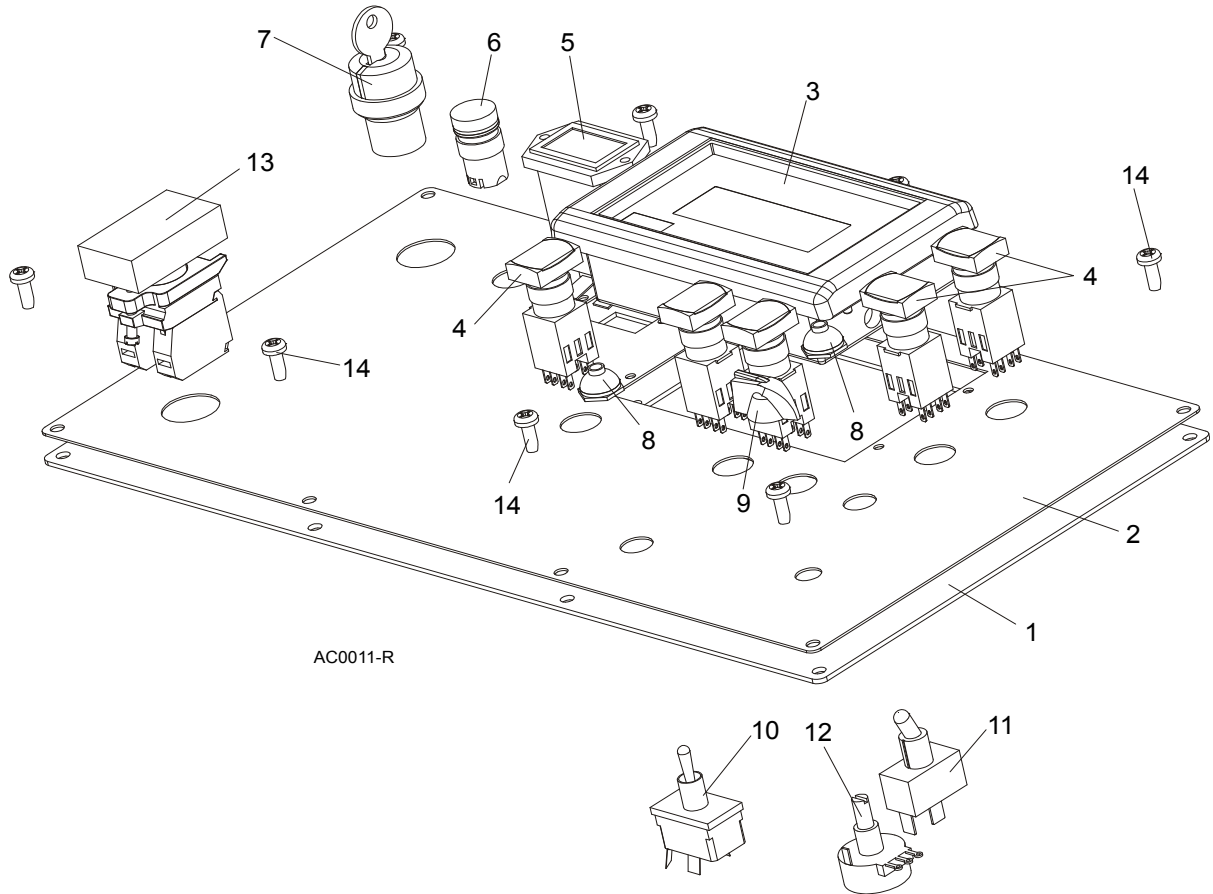
2	Washer, 6.4 Zinc	F81053-1	3	
	Cover, Remote Control Box, Complete	088343	1	
3	Cover Weldment, AC Remote Control Box	088342-1	1	
4	Bumper, A/022 Rubber	088376	2	
5	Panel, AC Remote Control Box Front	087803-1	1	
6	Switch, XB4 BS542 Emergency Stop	086556	1	
7	Switch, Horn	E85118	1	
8	Joystick, XD4PA22	087815	6	
9	Contact, ZBE101	087817	12	
10	Guard, Joystick	089371-1	1	
	MOUNT ASSEMBLY, REMOTE CONTROL BOX	089315	1	
11	Bracket Weldment, Remote Control Box Mounting	088858-1	1	
12	Bracket Weldment, Mounting	089313-1	1	
13	Fitting, M6 Grease	086280	1	
14	Screw,.M10x25 8.8 Zinc Knurled-Head Thumb	F81003-24	1	
15	BOLT, M16x140-8.8 ZINC HEX HEAD	F81006-4	3	
16	WASHER, 17 ZINC FLAT	F81058-1	3	
17	SCREW, M6X12-8.8 ZINC HEX HEAD	F81001-7	3	
18	WASHER, ZBY9330 EMERGENCY STOP SWITCH	086561	1	

5.2 Drum Switches



REF	DESCRIPTION (◆ Indicates Parts Available In Assemblies Only)	PART #	QTY.	
	SWITCH ASSEMBLY, UP/DOWN DRUM	E20440	1	
1	Switch, S12 Bulk Drum	E20440-B	1	◆
2	Spring, Drum Switch	P12570	1	
3	Handle, Drum Switch Replacement	P12500	1	
	SWITCH ASSEMBLY, POWER FEED DRUM	E20438	1	
4	Switch, S10 Bulk Drum	E20438-B	1	◆
5	Spring, Drum Switch	P12570	1	
6	Handle, Drum Switch Replacement	P12500	1	
7	WASHER, #8 SAE FLAT	F05011-41	6	
	CUP ASSEMBLY, DRUM SWITCH GREASE	A20463	1	
8	Cup, Plastic Container	P20464	1	◆
9	Decal, Grease Cup Label	P20467	1	
10	Pad, Velcro Loop	P20466	1	◆
11	Pad, Velcro Hook	P20465	1	◆
	Grease, High Temp Drum Switch	P20468	.011ml	◆

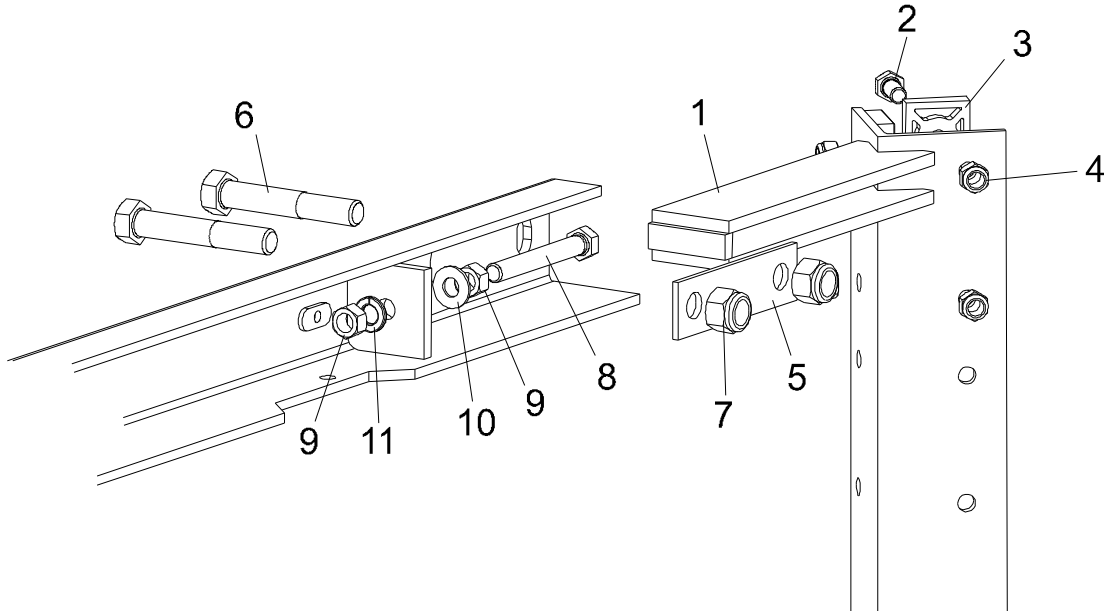
5.3 Front Control Panel Assembly & Harnesses



REF	DESCRIPTION (◆ Indicates Parts Available In Assemblies Only)	PART #	QTY.
1	PANEL, AC REMOTE CONTROL BOX FRONT	087803-1	1
2	DECAL, FRONT CONTROL PANEL	087814	1
3	PANEL, DIRECT OP-440 CONTROL	088142	1
4	SWITCH, XB6DA45B TOGGLE RED	088153	5
5	METER, HOUR	015401	1
6	LAMP, XB6AV 1BB CONTROL	087398	1
7	SWITCH, XB4 BG33 KEY	087350	1
8	BOOT, TOGGLE SWITCH RUBBER	P02575	2
9	KNOB, FEED RATE	P06257	1
10	SWITCH, 21A DPDT TOGGLE	024200	1
11	SWITCH, TOGGLE	P03027	1
12	SWITCH, FEED RATE	E20519	1
13	SWITCH, START-STOP	087349	1
14	SCREW, #10-24 x 1/2 PAN HEAD	F05015-17	8

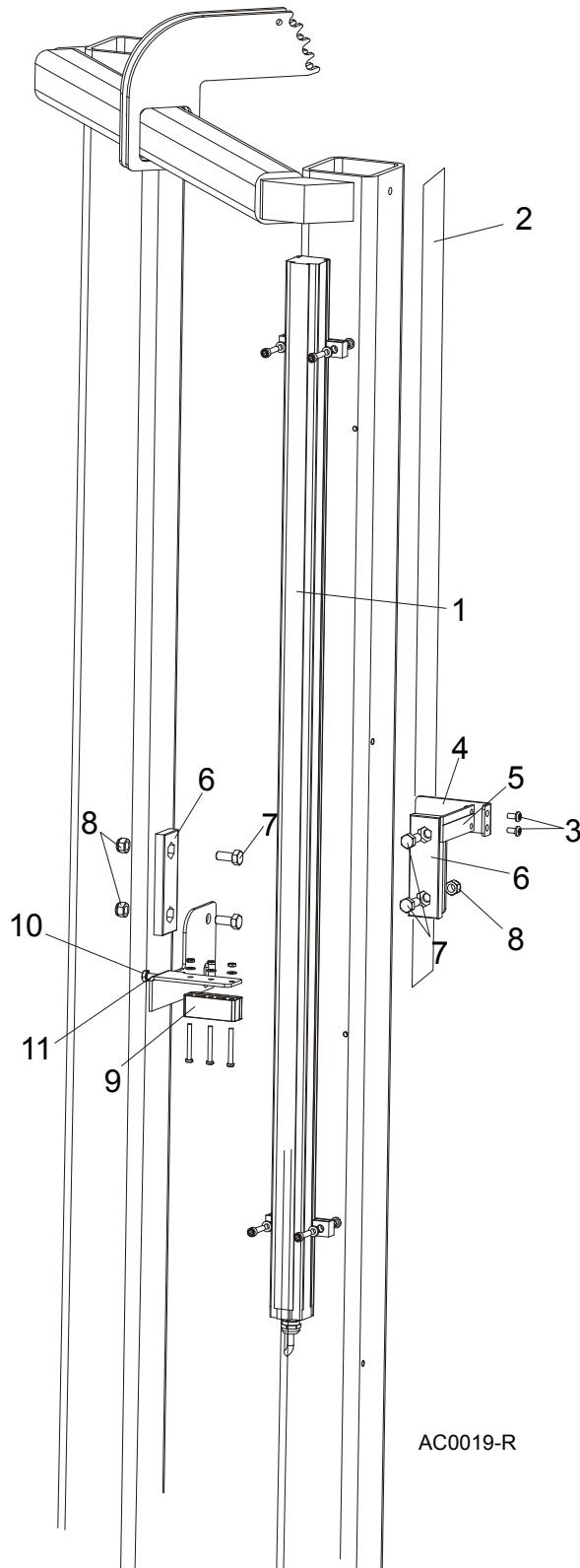
SECTION 6 UP/DOWN SYSTEM

6.1 Saw Head V-Brace Mount



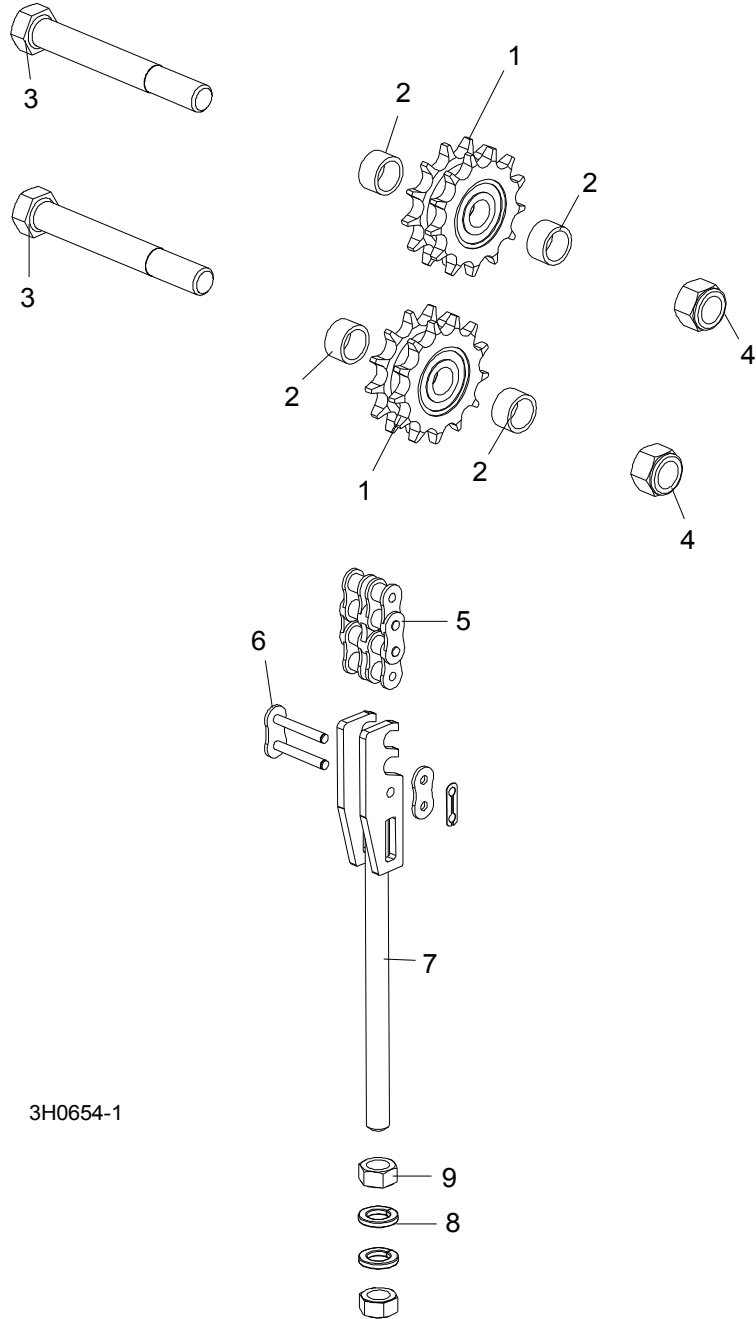
REF	DESCRIPTION (◆ Indicates Parts Available In Assemblies Only)	PART #	QTY.
1	V-BRACE, SAW HEAD MOUNT	086308	1
2	BOLT, 5/16-18 X 3/4" HEX HEAD GRADE 5	F05006-5	19
	BOLT, 5/16-18 X 1 1/4" HEX HEAD FULL THREAD	F05006-18	5
3	PAD, PLASTIC SLIDE	M04096	12
4	NUT, 5/16-18 NYLON LOCK	F05010-58	19
	NUT, 5/16-18 HEX	F05010-17	5
5	PLATE, V-BRACE WASHER	S07935	4
6	BOLT, M12 X 40 - 8.8 HEX HEAD	F81004-1	4
7	NUT, M12 - 8 NYLON LOCK	F81034-2	4
8	BOLT, 3/8-16 X 3" FULL THREAD	F05007-1	2
9	NUT, 3/8-16 HEX	F05010-1	4
10	WASHER, 10.5 FLAT	F81055-1	2
11	WASHER, 10.2 SPLIT LOCK	F81055-2	2

6.2 Blade Height Scale with Sensor



REF	DESCRIPTION (◆ Indicates Parts Available In Assemblies Only)	PART #	QTY.	
1	SENSOR, BTL5-E10-M0900-P-KA05 ANALOG LINEAR	088297	1	
2	DECAL, LT25	085746	1	
3	SCREW, # 10-24 X 3/8 ZINC PHILLIPS HEAD	F05004-3		
4	BRACKET, SCALE POINTER MOUNT	088321-1		
5	POINTER, AC REMOTE SCALE	086691-1		
6	PADS, DELRIN UP/DOWN SLIDE	M04096		
7	SCREW, M8x25-8.8-B ZINC HEX HEAD	F81002-5		
8	NUT, M8-8-B ZINC HEX NYLON LOCK	F81032-2		
9	MAGNET, BTL5-P-5500-2 LINEAR SENSOR	088298		
10	SCREW, M6x20-8.8 ZINC HEX HEAD	F81001-2		
11	WASHER, 6.5 ZINC	F81053-11		

6.3 Up/Down Chain & Sprockets

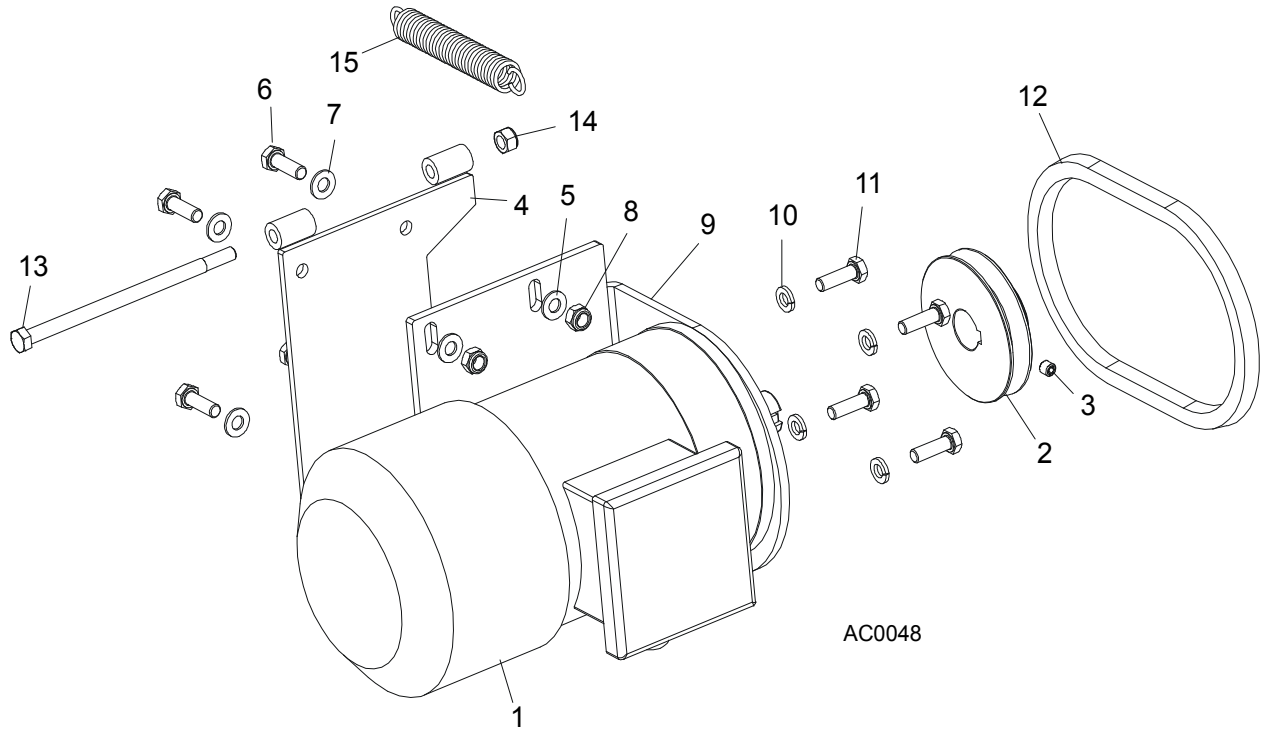


3H0654-1

REF	DESCRIPTION (◆ Indicates Parts Available In Assemblies Only)	PART #	QTY.
	SPROCKET KIT, UP/DOWN IDLER #50-2	016020	1
1	Sprocket, Up/Down Idler '98	016019	2
2	Spacer, 50-2 Idler '98	016018	4
	Instruction Sheet, Up/Down Idler Retrofit	016020-541	1
3	BOLT, 5/8-11 X 5" HEX HEAD GRADE 2	F05009-6	2

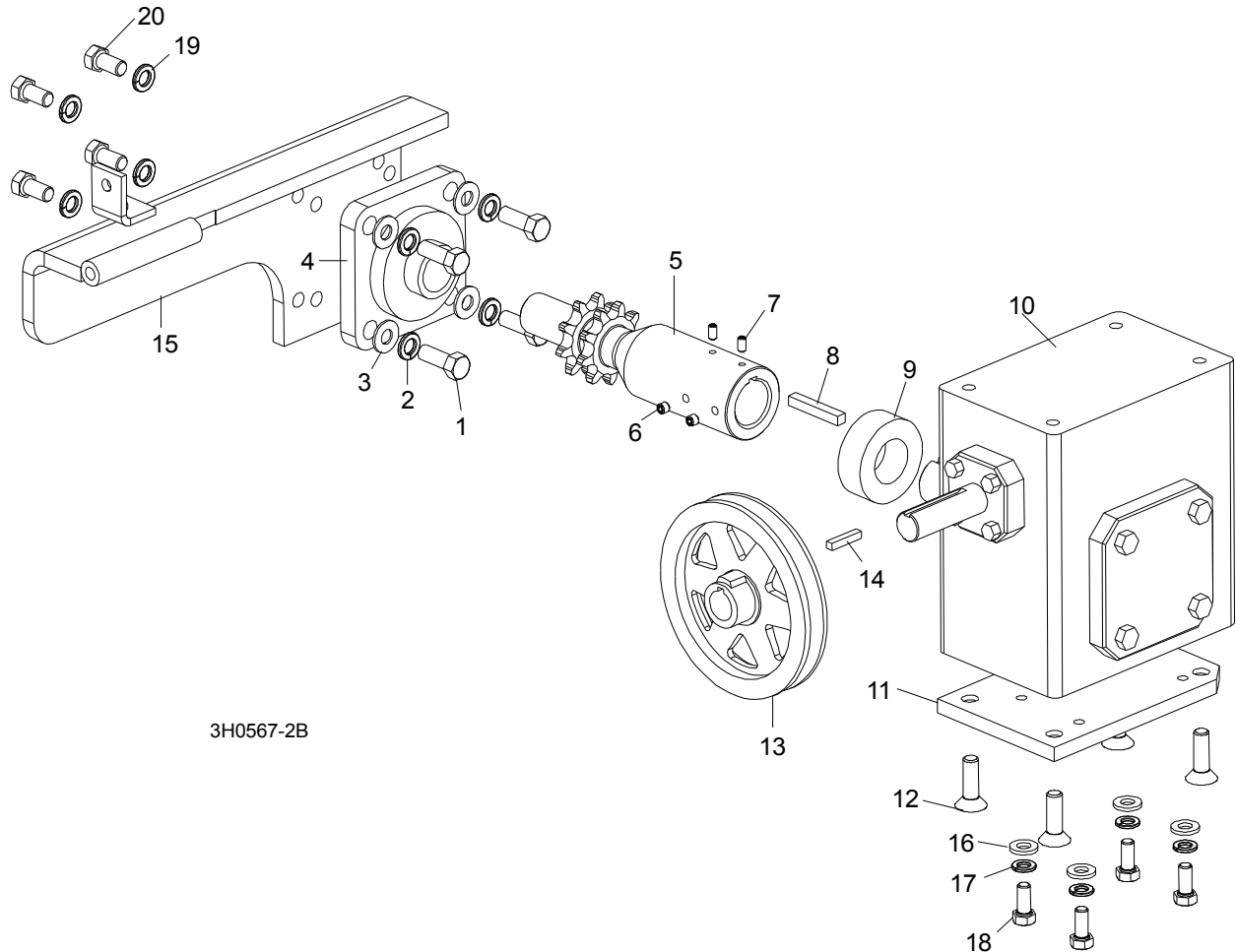
4	NUT, 5/8-11 HEX NYLON LOCK	F05010-34	2	
5	CHAIN, #50-2 X 75.625" UP/DOWN	015259	1	
6	LINK, #50-2 MASTER	015258	2	
	TENSIONER ASSEMBLY, UP/DOWN CHAIN	086219	1	
7	Bracket, Up/Down #50 Chain Tensioner	086205-1	1	◆
8	Washer, 12.2 Split Lock	F81056-2	2	
9	Nut, M12-8-B Hex	F81034-1	2	

6.4 Up/Down Motor Assembly, LT40 AH



REF	DESCRIPTION (◆ Indicates Parts Available In Assemblies Only)	PART #	QTY.
	UP/DOWN 2-SPEED MOTOR ASSEMBLY, AC SUPER	086871	1
1	Motor, 2-Speed AC Super	086770	1
2	Pulley, Up/Down Motor	086378-1	1
3	Screw, M8 X 8	F81014-1	1
4	Bracket, Up/Down Motor Mount	015198	1
5	Washer, 8.4 Split Lock	F81054-1	4
6	Bolt, M8 x 25 8.8 B Hex Head	F81002-4	4
7	Washer, 8.4 Flat	F81054-1	4
8	Nut, M8 8 B Hex	F81032-2	4
9	Bracket, AC Up/Down Motor Mount	086376-1	1
10	Washer, 3/8" Split Lock	F05011-4	2
11	Bolt, 3/8-16 x 3/4" Hex Head	F05007-27	4
12	BELT, AX23	015257	1
13	BOLT, 5/16-18 X 6" HEX HEAD GRADE 5	F05006-73	1
14	NUT, 5/16-18 HEX NYLON LOCK	F05010-65	1
15	SPRING, .75" X 5" X .095" EXTENSION	015569	1

6.5 Up/Down Drive Assembly



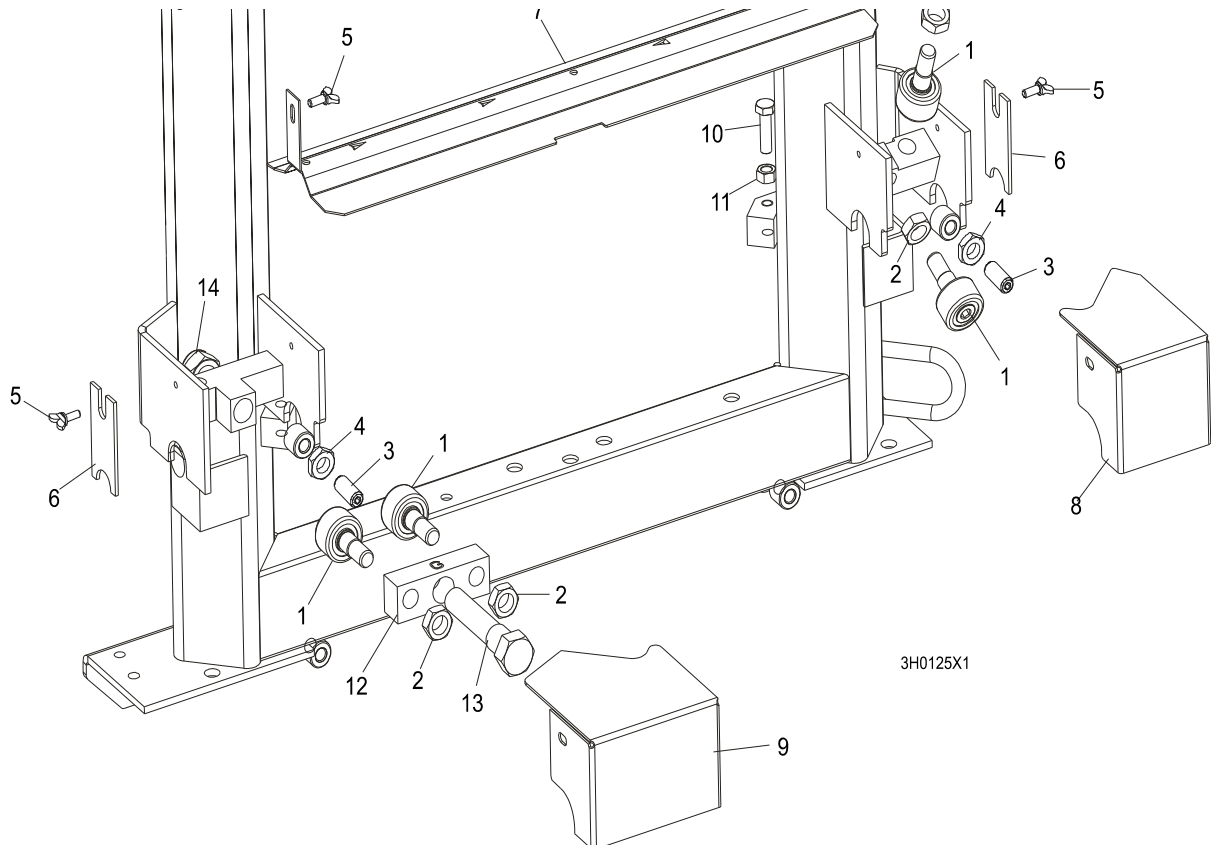
REF	DESCRIPTION (◆ Indicates Parts Available In Assemblies Only)	PART #	QTY.	
	UP/DOWN DRIVE ASSEMBLY	015176-0	1	
1	Bolt, 3/8-16 x 1" Hex Head	F05007-7	4	
2	Washer, 10.2 Split Lock	F81055-2	4	
3	Washer, 10.5 Flat	F81055-1	4	
4	Bearing, Flanged Up/Down	014090	1	
5	Shaft, Up/Down Sprocket	086587	1	
6	Screw, M8 x 8-33H	F81014-1	2	
7	Screw, M8 x 8-33H	F81014-1	2	
8	Key, 1/4" Square x 1 11/16" Long	S04124	1	
9	Spacer, Up/Down Shaft	016032	1	
10	Reducer, Gear Box	014074	1	
11	Plate, Gear Box Spacer	014158-1	1	
12	Bolt, 3/8-16 x 1" Flat Socket Head	F05007-110	4	
13	Pulley, Up/Down	015256	1	
14	Key, 3/16" Square x 1" Long	S31027	1	

6**Up/Down System***Up/Down Drive Assembly*

15	Bracket, Up/Down Motor Mount	015195-1	1	
16	WASHER, 8.4 FLAT	F81054-1	4	
17	WASHER, 8.2 SPLIT LOCK	F81054-4	4	
18	BOLT, 5/16-18 X 1" HEX HEAD	F05006-5	4	
19	WASHER, 10.2 SPLIT LOCK	F81055-2	4	
20	BOLT, 3/8-16 X 3/4" HEX HEAD	F05007-27	4	
	OIL, 8 OZ. MOBIL SHC634 BOTTLED SYNTHETIC GEAR	L04869-4	1	

SECTION 7 POWER FEED & TRACK ROLLERS

7.1 Upper Track Rollers And Wipers

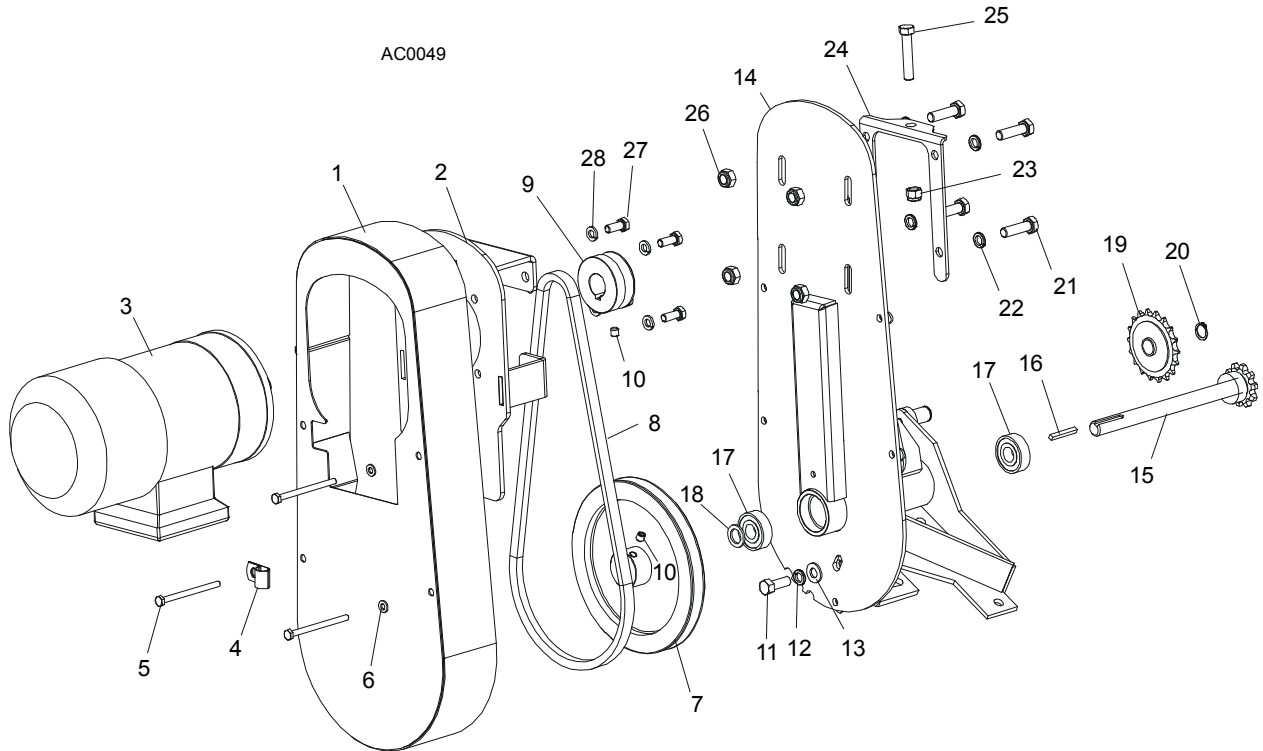


REF	DESCRIPTION (◆ Indicates Parts Available In Assemblies Only)	PART #	QTY.
1	ROLLER, TRACK CAM BEARING	P12843	4
2	NUT, 5/8-18 HEX JAM	F05010-11	4
3	SCREW, M12 X 30 OVAL POINT SET	F81004-14	2
4	NUT, M12-8-B HEX JAM	F81034-1	2
5	SCREW, M6 X 16 THUMB	F81001-16	4
6	WIPER, PLASTIC TRACK	M04113	2
7	COVER, MIDDLE TRACK OILER	S09917	1
	Wiper, Middle Track Felt	S09915	1
8	HOUSING, UPPER TRACK ROLLER REAR	086913-1	1
9	HOUSING, UPPER TRACK ROLLER FRONT	086914-1	1
10	BOLT, M10 X 35-8.8 HEX HEAD	F81003-17	2
11	NUT, M10-8 HEX JAM	F81033-3	2
12	BRACKET, UPPER TRACK ROLLER	086859-1	1
13	BOLT, HEX HEAD	086911	1
14	NUT, M20-8 HEX	F81037-2	1

7 Power Feed & Track Rollers

Power Feed Assembly, LT40 AH

7.2 Power Feed Assembly, LT40 AH



REF	DESCRIPTION (◆ Indicates Parts Available In Assemblies Only)	PART #	QTY.
	POWER FEED ASSEMBLY, AC SUPER	086522	1
1	Cover Weldment, Top Power Feed	015128	1
2	Plate, Power Feed Motor	086390	1
3	Motor, 1100 W Power Feed Painted,AC Super	086530	1
4	Clamp, 1/2" EMT Coated	P07584	1
5	Bolt, M6 x 80 5.8 Hex Head Grade	F81001-61	4
6	Washer, 6.4 Flat	F81053-1	4
7	Sheave, Power Feed	086410-1	1
8	Belt, Power Feed	086532	1
9	Sheave, Feed Motor	086388-1	1
10	Screw, M8 X 8	F81014-1	2
11	Bolt, 3/8-16 x 1" Hex Head	F05007-7	1
12	Washer, 3/8" Split Lock	F05011-4	5
13	Washer, 3/8" Flat	F05011-3	5
14	Bracket, Power Feed Mount	015162	1
15	Shaft Weldment, Power Feed	015129	1
16	Key, 3/16" Square x 1 3/8" Long	016108	1
17	Bearing, 6203-2RSP6-5/8 CX	095087	2
18	Washer, 5/8" x 15/16" x .094" Nylon	F05011-19	1
19	Sprocket, 40 Idler 18T 5/8" ID	P04333	1
20	Ring, Z15	F81090-2	1

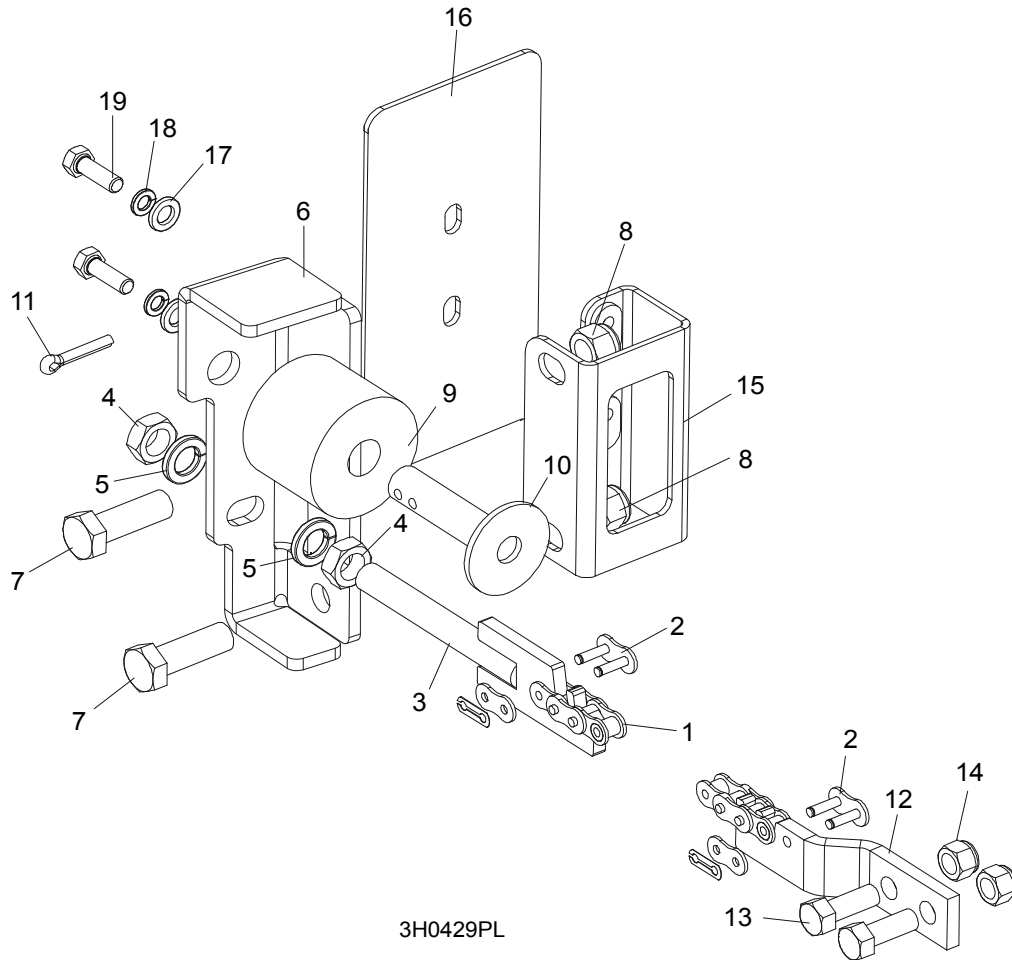
Power Feed & Track Rollers

Power Feed Assembly, LT40 AH

7

21	Bolt, Hex Head	F81003-17	4	
22	Washer, Flat	F81055-2	1	◆
23	Nut, 3/8-16 Hex Nylon Lock	F05010-10	1	
24	Bracket, Power Feed Mount	015162-1	1	
25	Bolt, 3/8-16 x 2" Full Thread Hex Head	F05007-16	1	
26	Nut, 3/8-16 Hex Nylon Lock	F81033-1	1	
27	Bolt, Hex Head	F81002-4	4	
28	Washer, Flat	F81054-4	4	

7.3 Feed Chain/Stop

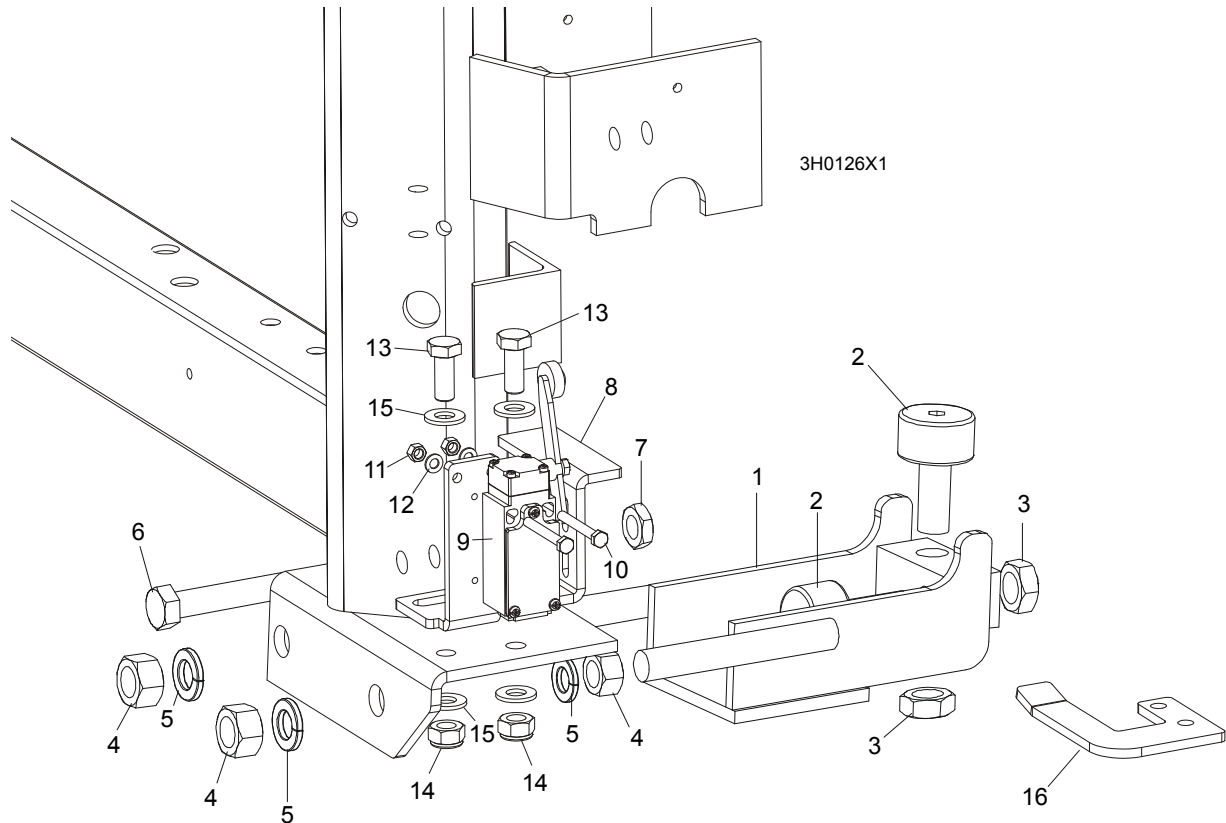


3H0429PL

REF	DESCRIPTION (◆ Indicates Parts Available In Assemblies Only)	PART #	QTY.
	CHAIN KIT, LT30 FEED	K10408	1
	CHAIN KIT, LT40 FEED	K10410	1
1	Chain, #40 X 215" LT30 Feed	014744	1
	Chain, #40 X 267.5" LT40 Feed	014745	1
2	Link, #40 Master	P04200	2
3	Tensioner Weldment, Power Feed Chain	086818-1	1
4	Nut, M12-5 Hex Jam	F81034-4	2
5	Washer, 12.2 Split Lock	F81056-2	2
6	BRACKET, FEED CHAIN REAR MOUNT	087628-1	1
7	BOLT, M12 X 40 8.8 HEX HEAD GRADE 5	F81004-4	2
8	NUT, M12-8 HEX NYLON LOCK	F81034-2	2
	STOP KIT, RUBBER CARRIAGE	K09630	2
9	Stop, Rubber Carriage	P12165	1
10	Pin, Rubber Carriage Stop	W09293	1
11	Pin, 3/16" X 1" Cotter	F05012-21	1
12	BRACKET, FRONT FEED CHAIN MOUNT	015008	1

13	BOLT, 3/8-16 X 1" HEX HEAD	F05007-7	2	
14	NUT, 3/8-16 HEX NYLON LOCK	F05010-10	2	
15	BRACKET WELDMENT, REAR MAIN TUBE COVER MOUNT	087105-1	1	
16	COVER, REAR MAIN TUBE	015023	1	
17	WASHER, 8.4 FLAT	F81054-1	2	
18	WASHER, 8.2 SPLIT LOCK	F81054-4	2	
19	BOLT, 5/16-18 X 1" HEX HEAD	F05006-1	2	

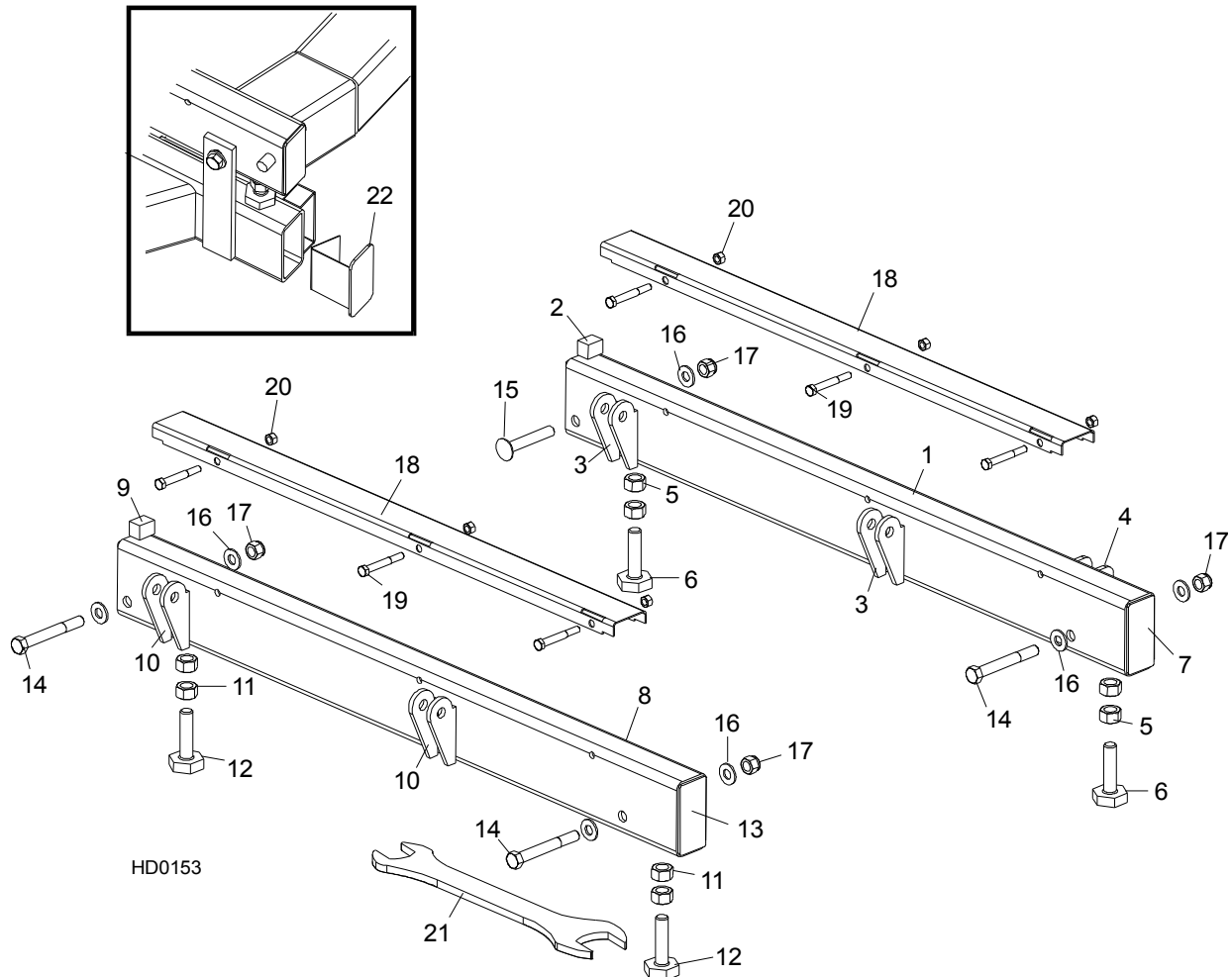
7.4 Lower Track Rollers



REF	DESCRIPTION (◆ Indicates Parts Available In Assemblies Only)	PART #	QTY.	
	ROLLER ASSEMBLY, LOWER TRACK	012995	2	
1	Bracket, Lower Track Roller Mounting	012982	1	◆
2	Roller, Track Cam Bearing	P12843	2	
3	Nut, 5/8-18 Hex Jam	F05010-11	2	
4	Nut, 5/8-11 Hex	F05010-5	4	
5	Washer, 16.3 Split Lock	F81058-2	4	
6	BOLT, M12 X 55-8.8 HEX HEAD FULL THREAD	F81004-12	2	
7	NUT, M12-8-B HEX JAM	F81034-1	2	
8	BRACKET, POWER SUPPLY STRIP AND LIMIT SWITCH	086380-1	1	
9	SWITCH, GLCB01A2B LIMIT	086469	1	
10	BOLT, M5 X 40 8.8 HEX HEAD	F810000-11	2	
11	NUT, M5-8	F81030-1	2	
12	WASHER, 5.3 FLAT	F81052-1	2	
13	BOLT, M10 X 25 8.8	F81003-11	2	
14	NUT, M10 NYLON	F81033-1	2	
15	WASHER, 10.5 FLAT	F81055-1	2	
16	BRACKET, LIMIT SWITCH	086473-1	1	

SECTION 8 BED FRAME ASSEMBLY

8.1 Bed Rail Assembly, Front And Rear



HD0153

REF	DESCRIPTION (◆ Indicates Parts Available In Assemblies Only)	PART #	QTY.	
	BED RAIL ASSEMBLY, REAR PAINTED	014467	1	
1	Bed Rail Tube, Long	015974	1	◆
2	Block, Log Stop	S09034	1	
3	Bracket, Roller Toe Board Mount	S13021	4	◆
4	Bracket, Saw Head Rest Pin Mount	014150	2	◆
	Bolt Assembly, Bed Rail	086809	2	◆
5	Nut, 5/8-11 Hex	F05010-54	2	
6	Bolt, Bed Rail Adjustment	S13006	1	
7	Plate, Bed Rail End Cap	S04058	2	◆
	BED RAIL ASSEMBLY, FRONT PAINTED	014455	1	
8	Bed Rail Tube, Long	015974	1	◆
9	Block, Log Stop	S09034	1	
10	Bracket, Roller Toe Board Mount	S13021	4	◆

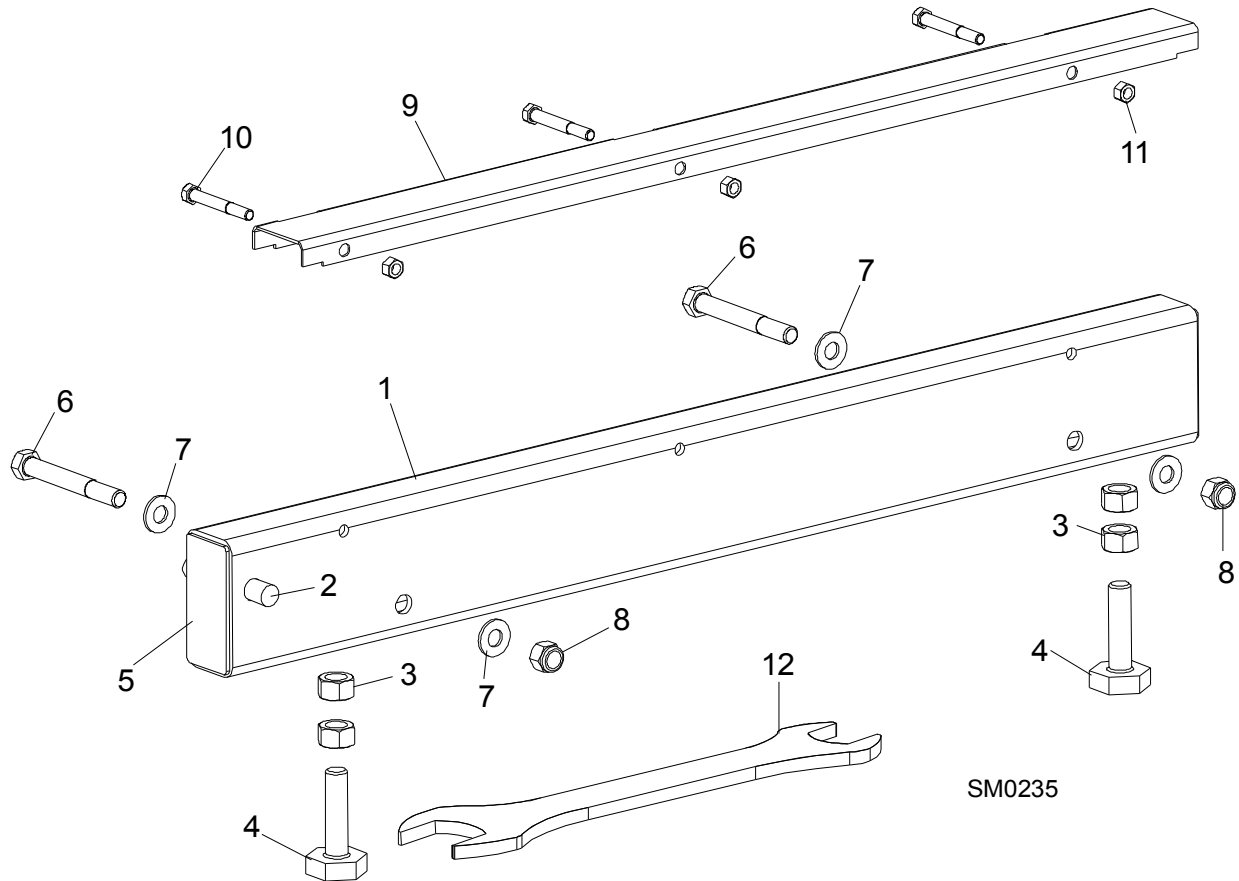
8

Bed Frame Assembly*Bed Rail Assembly, Front And Rear*

	Bolt Assembly, Bed Rail	086809	2	◆
11	Nut, 5/8-11 Hex	F05010-54	2	
12	Bolt, Bed Rail Adjustment	S13006	1	
13	Plate, Bed Rail End Cap	S04058	2	◆
14	BOLT, M12 X 100-8.8 HEX HEAD	F81004-3	3	
15	BOLT, 1/2-13 X 3 1/2" CARRIAGE	F05008-94 ¹	1	
16	WASHER, 13 FLAT	F81056-1	7	
17	NUT, M12-8 NYLON LOCK	F81034-2	4	
	COVER ASSEMBLY, STAINLESS STEEL BED RAIL (LONG)	A09956	2	
18	Cover, Stainless Steel Bed Rail	S09944	1	◆
19	Bolt, 5/16-18 X 2 1/2" Hex Head	F05006-10	3	
20	Nut, 5/16-18 Hex Lock	F05010-6	3	
21	WRENCH, BED RAIL ADJUSTMENT	015970	1	
22	CAP WELDMENT, BED RAIL REMOVABLE END	014652	2	

¹ Used on rear bed rail to allow clearance for side support rollers.

8.2 Bed Rail Assembly, Front Middle

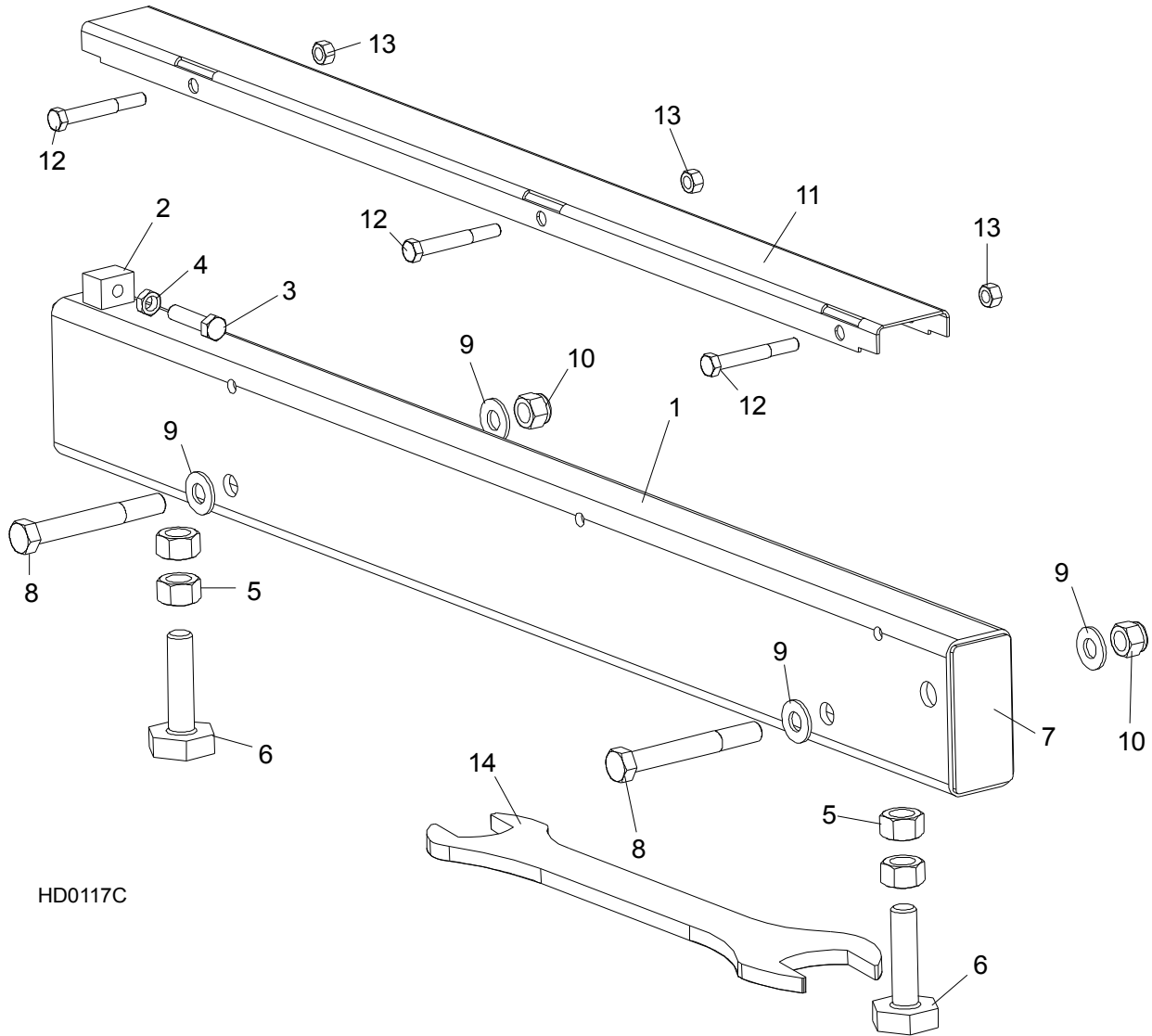


REF	DESCRIPTION (◆ Indicates Parts Available In Assemblies Only)	PART #	QTY.	
	BED RAIL ASSEMBLY, FRONT MIDDLE	A09566	1	
1	Bed Rail Tube, Short	S09103	1	◆
2	Pin, Ramp Mount	S04030	1	
	Bolt Assembly, Bed Rail	086809	2	◆
3	Nut, 5/8-11 Hex	F05010-54	2	
4	Bolt, Bed Rail Adjustment	S13006	2	
5	Plate, Bed Rail End Cap	S04058	2	◆
6	BOLT, M12 X 100-8.8 HEX HEAD	F81004-3	2	
7	WASHER, 13 FLAT	F81056-1	4	
8	NUT, M12-8 NYLON LOCK	F81034-2	2	
	COVER ASSEMBLY, STAINLESS STEEL BED RAIL (LONG)	A09956	1	
9	Cover, Stainless Steel Bed Rail	S09944	1	◆
10	Bolt, 5/16-18 X 2 1/2" Hex Head	F05006-10	3	
11	Nut, 5/16-18 Hex Lock	F05010-6	3	
12	WRENCH, BED RAIL ADJUSTMENT	015970	1	

8 Bed Frame Assembly

Bed Rail Assembly, Rear Middle

8.3 Bed Rail Assembly, Rear Middle



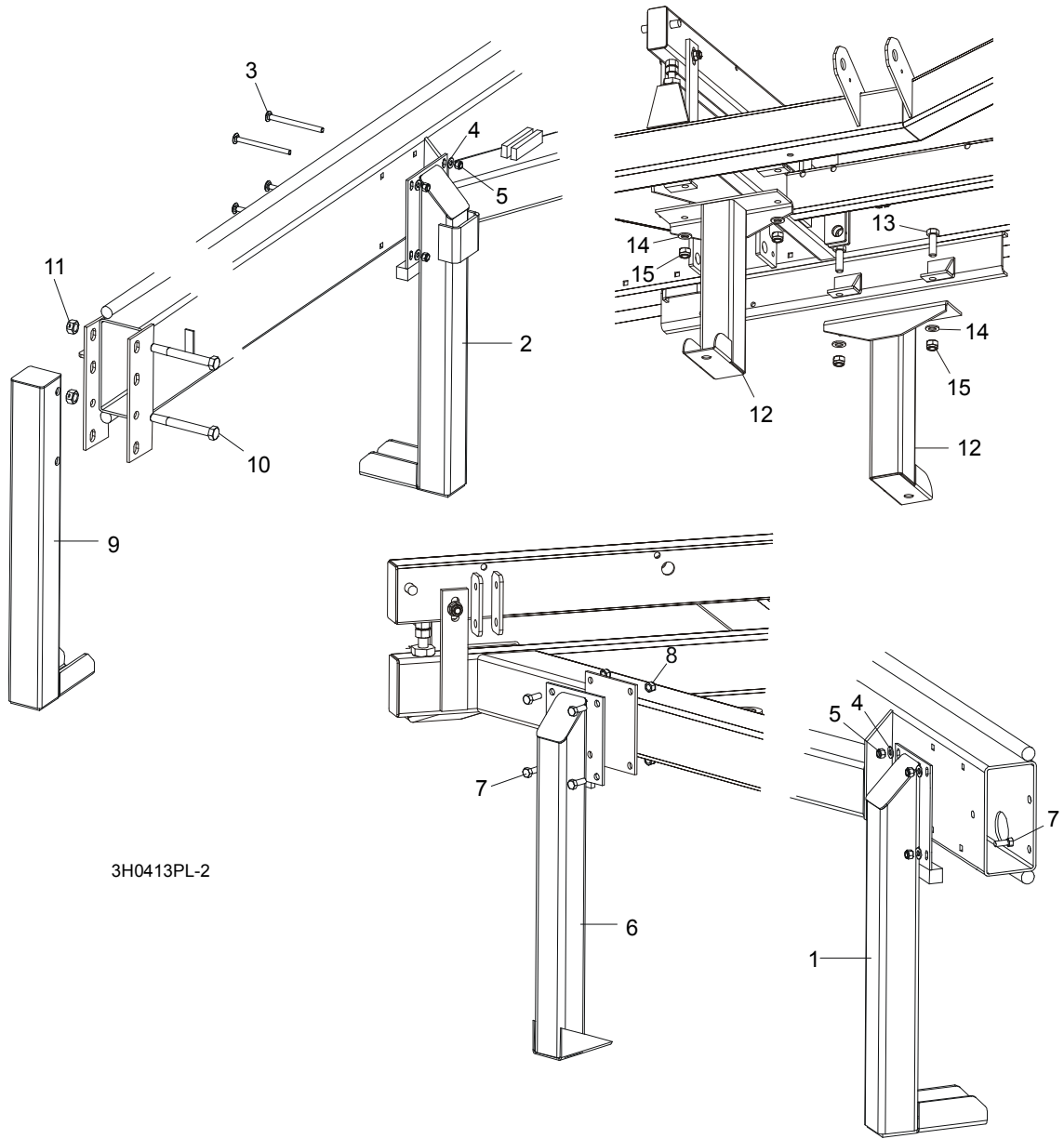
REF	DESCRIPTION (◆ Indicates Parts Available In Assemblies Only)	PART #	QTY.	
	BED RAIL ASSEMBLY, REAR MIDDLE PAINTED	015757	1	
1	Bed Rail Tube, Short	014640	1	◆
2	Block, Log Stop w/Threaded Hole	014639	1	◆
3	Bolt, 3/8-16 x 1 1/2 Full Thead Hex Head	F05007-17	1	
4	Nut, 3/8-16 Hex Jam	F05010-29	1	
	Bolt Assembly, Bed Rail	086809	2	◆
5	Nut, 5/8-11 Hex	F05010-54	2	
6	Bolt, Bed Rail Adjustment	S13006	2	
7	Plate, Bed Rail End Cap	S04058	2	◆
8	BOLT, M12 X 100-8.8 HEX HEAD	F81004-3	2	
9	WASHER, 13 FLAT	F81056-1	4	

10	NUT, M12-8 NYLON LOCK	F81034-2	2	
	COVER ASSEMBLY, STAINLESS STEEL BED RAIL (LONG)	A09956	1	
11	Cover, Stainless Steel Bed Rail	S09944	1	◆
12	Bolt, 5/16-18 X 2 1/2" Hex Head	F05006-10	3	
13	Nut, 5/16-18 Hex Lock	F05010-6	3	
14	WRENCH, BED RAIL ADJUSTMENT	015970	1	

8 Bed Frame Assembly

Leg, Stationary

8.4 Leg, Stationary



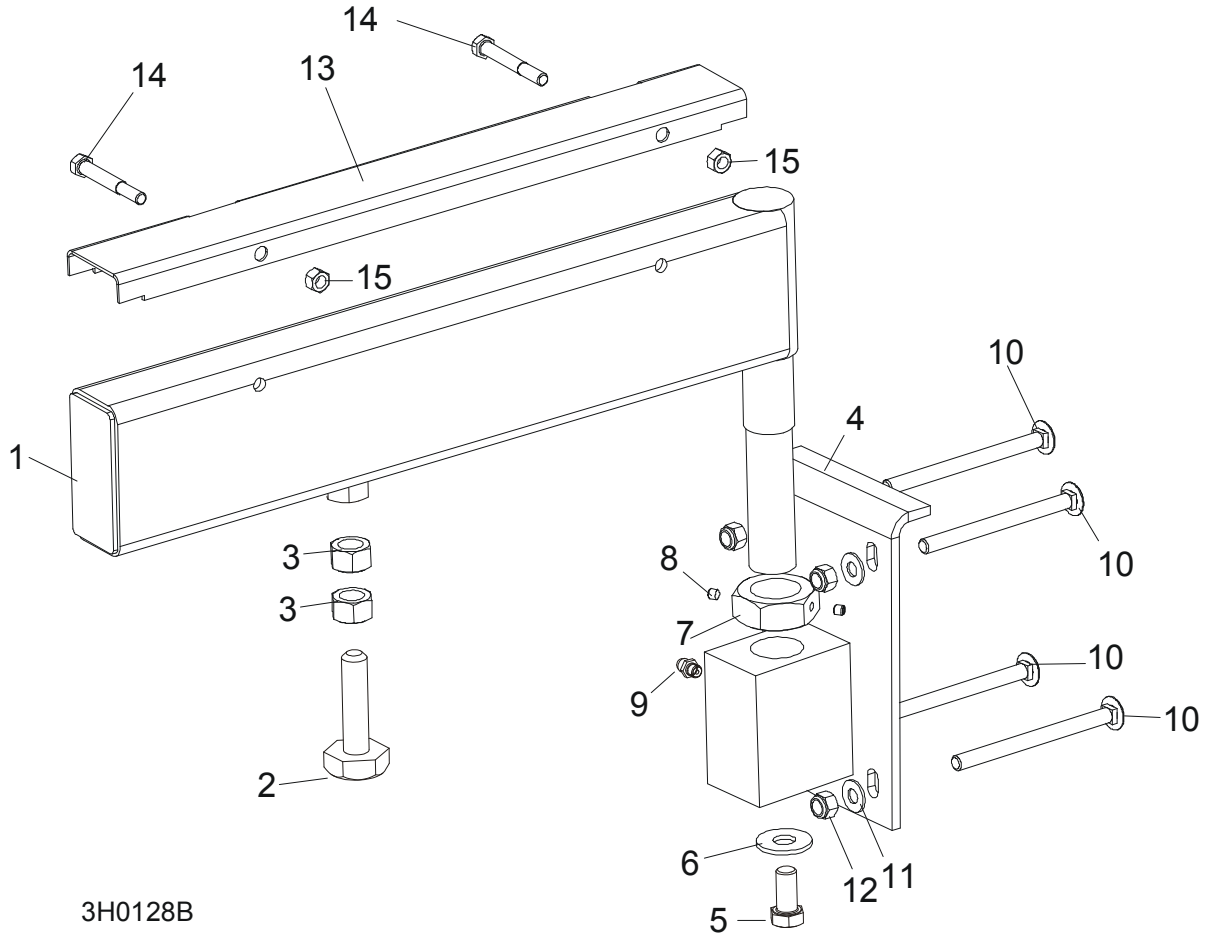
REF	DESCRIPTION (◆ Indicates Parts Available In Assemblies Only)	PART #	QTY.
1	LEG, LONG RIGHT STATIONARY (1 REQ'D FOR LT30HD; 3 REQ'D FOR LT40HD)	087451-1	1/3
2	LEG, LONG STATIONARY W/BOARD RETURN TABLE BRACKET	087449-1	1
3	BOLT, M10 X 120-8.8 CARRIAGE HEAD	F81003-33	8/12
4	WASHER, 10.5 FLAT	F81055-1	8/16
5	NUT, M10-8-B HEX NYLON LOCK	F81033-1	8/16
6	LEG, SHORT LEFT STATIONARY	087450-1	2
7	BOLT, M10 X 25-8.8 HEX HEAD	F81003-11	12
8	NUT, M10-8-B HEX NYLON LOCK	F81033-1	12
9	LEG, FRONT STATIONARY	087452-1	1

10	BOLT, M16 X 140-8.8 HEX HEAD GRADE 5	F81006-4	2	
11	NUT, M16-8 HEX LOCK	F81036-2	2	
12	LEG, MIDDLE STATIONARY	087093-1	2	
13	BOLT, M16 X 50-8.8 HEX HEAD	F81006-7	4	
14	WASHER, 17 FLAT	F81058-1	4	
15	NUT, M16 NYLON LOCK	F81036-2	4	

8 Bed Frame Assembly

Pivot Bed Rail Assembly

8.5 Pivot Bed Rail Assembly

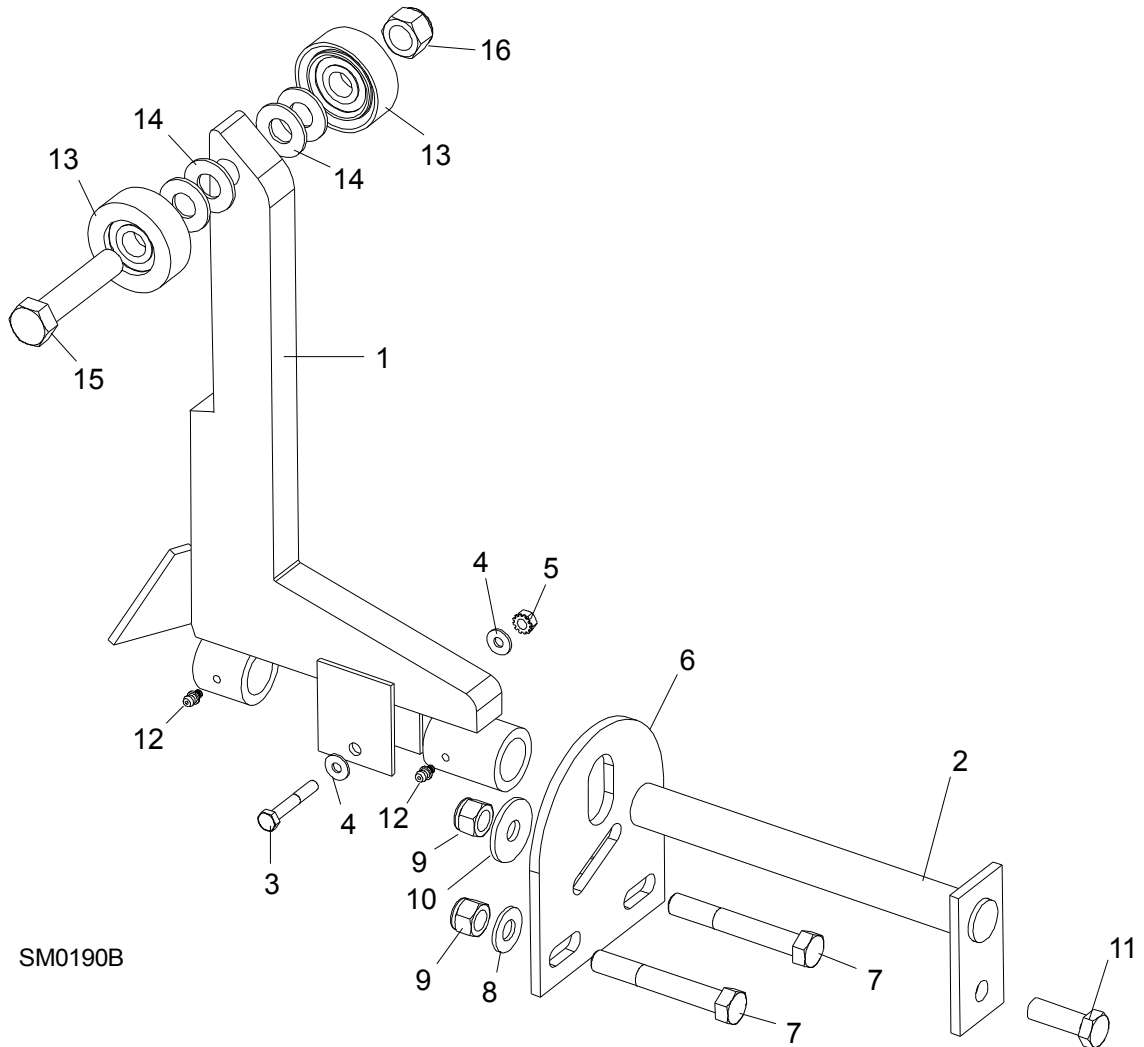


3H0128B

REF	DESCRIPTION (◆ Indicates Parts Available In Assemblies Only)	PART #	QTY.
	PIVOT BED RAIL ASSEMBLY (LT30HD)	087829	2
	PIVOT BED RAIL ASSEMBLY (LT40HD)	087855	2
1	Pivot Bed Rail Weldment (LT30HD)	087852-1	1
	Pivot Bed Rail Weldment (LT40HD)	087848-1	1
	Bolt Assembly, Bed Rail Adjustment		1
2	Bolt, Bed Rail Adjustment	086809	1
3	Nut, 5/8-11 Hex	F81036-1	2
4	Bracket, Pivot Rail Mounting	087841-1	1
5	Bolt, 1/2-13 x 1" Hex Head Grade 2	F81004-31	1
6	Washer, 15 Flat	F05011-52	1
7	NUT, M32x2-04-B ZINC	087975	1
8	Screw, 1/4-28 x 1/4" Brass Tip Set	F05005-42	2
9	Fitting, 3/16" Grease	086280	1
10	BOLT, 3M10 X 120-8.8 CARRIAGE HEAD	F81003-14	2
11	BOLT, 3/8-16 X 5" CARRIAGE HEAD	F05007-113	6

12	WASHER,10.5 FLAT	F81055-1	8	
13	NUT, M16-8 NYLON LOCK	F81036-2	8	
	COVER KIT, PIVOT RAIL STAINLESS STEEL (LT30HD)	015926	2	
	COVER KIT, PIVOT RAIL STAINLESS STEEL (LT40HD)	N/A	2	
14	Cover, Stainless Steel Pivot Bed Rail (LT30HD)	012994	1	
	Cover, Stainless Steel Pivot Bed Rail (LT40HD)	S13012	1	
15	Bolt, 5/16-18 X 2 1/2" Hex Head	F05006-10	2	
16	Nut, 5/16-18 Hex Lock	F05010-6	2	
	WRENCH, BED RAIL ADJUSTMENT (See Section 8.3)	015970	1	

8.6 Log Side Support Assembly (Manual)



[See Section 9.6](#) for hydraulic side supports...

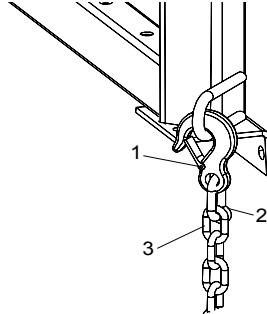
REF	DESCRIPTION (◆ Indicates Parts Available In Assemblies Only)	PART #	QTY.
1	SUPPORT, LOG SIDE	085538	2
	MOUNTING KIT, LOG SIDE SUPPORT	K09440	2
2	Pin, Log Side Support Pivot	W09238-1	1
3	Bolt, 1/4-20 X 1 1/2" Hex Head Grade 5	F05005-4	1
4	Washer, 7.4 Flat	F81056-11	2
5	Nut, 1/4-20 Self Locking	F05010-9	1
6	Plate, Log Side Support End	S09148	1
7	Bolt, M12 x 90-8.8 Hex Head	F81004-2	2
8	Washer, 13 Flat	F81056-1	2
9	Nut, M12-8 Hex Nylon Lock	F81034-2	3
10	Washer, .5" x 1.63" x 11" Ga.	086184	1

11	Bolt, M12 x 35-8.8 Hex Head	F81004-11	1	
12	FITTING, 3/16" GREASE	P04107	2	
	ROLLER KIT, SIDE SUPPORT (OPTIONAL)	015109	4	
13	Roller Assembly, Side Support	015014-1	2	
14	Washer, 17 Flat	F81058-1	4	
15	Bolt, 5/8-11 x 3" Hex Head Grade 5	F05009-37	1	
16	Nut, 5/8-11 Nylon Lock	F05010-34	1	
	Instruction Sheet, Side Support Roller	015109-526	1	

8 **Bed Frame Assembly**
Tie Down Chain Assembly

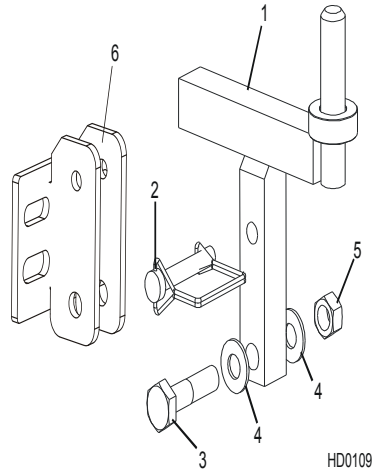
8.7 Tie Down Chain Assembly

SM0129



REF	DESCRIPTION (◆ Indicates Parts Available In Assemblies Only)	PART #	QTY.	
	CHAIN ASSEMBLY, TIE DOWN	A04376	1	
1	Hook, 5/8" Safety Chain	P12075	1	◆
2	Cold Shut, 3/8" Plain	P04772-2	1	◆
3	Chain, N-10 x 35 Unplated	R80558	.28 m	◆

8.8 Saw Head Rest Pin Assembly

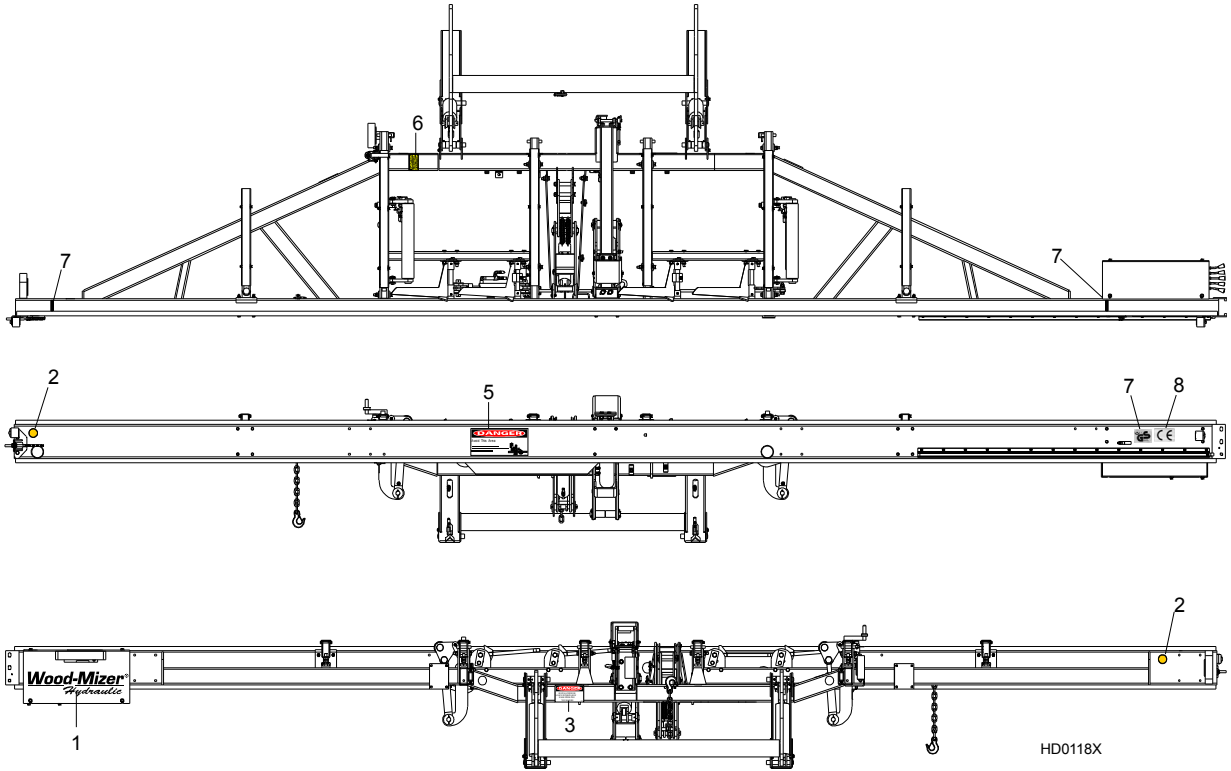


REF	DESCRIPTION (◆ Indicates Parts Available In Assemblies Only)	PART #	QTY.
1	PIN, SAW HEAD REST	085949	1
2	PIN, 3/8" X 2 1/4" SNAP RETAINER	014151	1
3	BOLT, M12 X 60-8.8 HEX HEAD GRADE 5	F81004-5	1
4	WASHER, 13 SAE FLAT	F81056-1	2
5	NUT, 1/2-13 HEX LOCK	F05010-3	1

8 Bed Frame Assembly

Bed Frame Decals

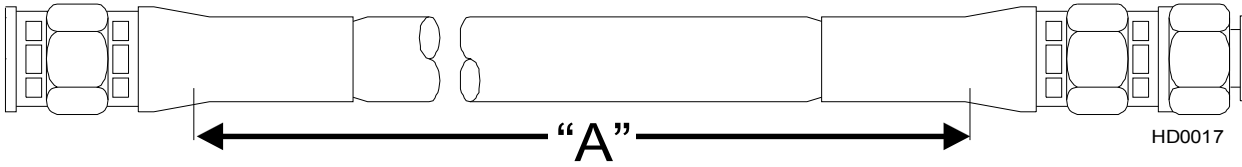
8.9 Bed Frame Decals



REF	DESCRIPTION (◆ Indicates Parts Available In Assemblies Only)	PART #	QTY.
1	DECAL, WOOD-MIZER SUPER HYDRAULIC LOGO	014168	1
2	DECAL, AMBER REFLECTIVE 2" ROUND	P07453	2
3	DECAL, KEEP AWAY DANGER	S09851	1
4	DECAL, PINCH POINT DANGER	P10287	1
5	DECAL, SAW HEAD REST CAUTION	S12581	1
6	DECAL, LOG LIMIT STRIPE	S12051	2
7	DECAL, GS SAFETY CERTIFICATION, SMALL	P85072	1
8	DECAL, CE CERTIFIED SAWMILL, SMALL	P85070	1

SECTION 9 HYDRAULIC SYSTEM

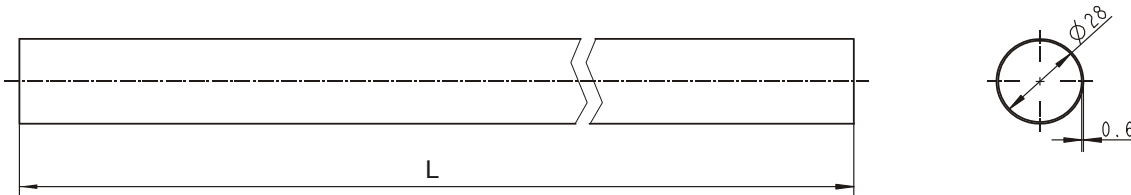
9.1 Hydraulic Hoses, LT40 Series AH



COLOR	LENGTH "A"[m]	DESCRIPTION (◆ Indicates Parts Available In Assemblies Only)	PART #	QTY.
None	0.25	3/8" HYDRAULIC PUMP TO VALVE	087774	1
Plain	0.69	3/8" LOG TURNER CYLINDER BASE	014796	1
Orange	0.53	3/8" LOG TURNER CYLINDER TOP	087775	1
Yellow	2.66	1/4" FRONT TOE BOARD TOP (LT40S)	087790	1
	3.81	1/4" FRONT TOE BOARD TOP (LT40M)	087776	1
Gray	2.66	1/4" FRONT TOE BOARD BASE (LT40S)	087790	1
	3.81	1/4" FRONT TOE BOARD BASE (LT40M)	087776	1
Plain	4.21	3/8" SIDE SUPPORT CYLINDER TOP (LT40S)	087791	1
	4.77	3/8" SIDE SUPPORT CYLINDER TOP (LT40M)	087777	1
Pink	4.21	3/8" SIDE SUPPORT CYLINDER BASE (LT40S)	087791	1
	4.77	3/8" SIDE SUPPORT CYLINDER BASE (LT40M)	087777	1
White	3.68	3/8" CLAMP CYLINDER TOP (LT40S)	087792	1
	3.98	3/8" CLAMP CYLINDER TOP (LT40M)	087778	1
Dark Orange	3.27	3/8" CLAMP CYLINDER BASE (LT40S)	087793	1
	3.83	3/8" CLAMP CYLINDER BASE (LT40M)	087779	1
Purple	5.18	1/4" REAR TOE BOARD TOP (LT40S)	087794	1
	5.74	1/4" REAR TOE BOARD TOP (LT40M)	087780	1
Black	5.18	1/4" REAR TOE BOARD BASE (LT40S)	087794	1
	5.74	1/4" REAR TOE BOARD BASE (LT40M)	087780	1
Green	1.58	3/8" LOADING ARM BRANCH TOP	014797	2
Yellow	1.60	3/8" LOADING ARM BRANCH BASE	014798	1
Yellow	1.80	3/8" LOADING ARM BRANCH BASE	093329	1
Blue	4.34	3/8" LOADING ARM CYLINDER TOP (LT40S)	087795	1
	4.90	3/8" LOADING ARM CYLINDER TOP (LT40M)	087781	1
Red	4.34	3/8" LOADING ARM CYLINDER BOTTOM (LT40S)	087795	1
	4.90	3/8" LOADING ARM CYLINDER BOTTOM (LT40M)	087781	1
Green	4.57	1/4" CLAMP UP (LT40S)	087796	1
	5.13	1/4" CLAMP UP (LT40M)	087789	1
Yellow	4.57	1/4" CLAMP DOWN (LT40S)	087796	1
	5.13	1/4" CLAMP DOWN (LT40M)	087789	1
White	4.00	1/4" FRONT LOG CLAMP, IN/OUT CYLINDER BOTTOM (AH5)	094778	1
Orange	4.00	1/4" FRONT LOG CLAMP, IN/OUT CYLINDER TOP (AH5)	094778	1
Red	3.80	1/4" FRONT LOG CLAMP, UP/DOWN CYLINDER BOTTOM (AH5)	094779	1
Blue	3.80	1/4" FRONT LOG CLAMP, UP/DOWN CYLINDER TOP (AH5)	094779	1
White	6.00	1/4" REAR LOG CLAMP, IN/OUT CYLINDER BOTTOM (AH5)	094780	1
Orange	6.00	1/4" REAR LOG CLAMP, IN/OUT CYLINDER TOP (AH5)	094780	1

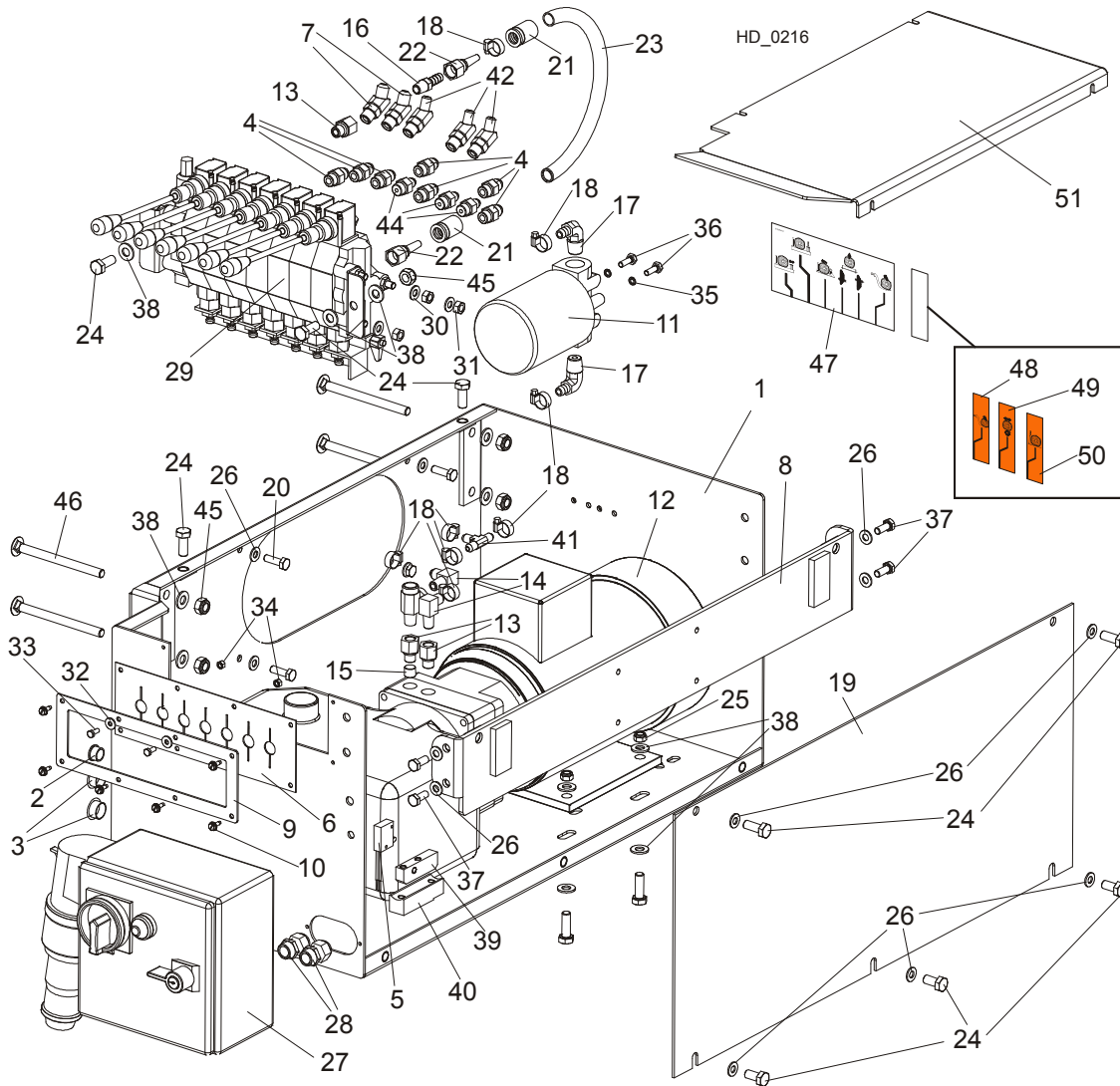
Red	5.60	1/4" REAR LOG CLAMP, UP/DOWN CYLINDER BOTTOM (AH5)	094781	1	
Blue	5.60	1/4" REAR LOG CLAMP, UP/DOWN CYLINDER TOP (AH5)	094781	1	
Plain	0.40	3/8" HYDRAULIC VALVE TO OIL FLOW CONTROL VALVE (AH5)	094782	1	
Plain	0.53	3/8" HYDRAULIC PUMP TO OIL FLOW CONTROL VALVE (AH5)	087775	1	
Red	1.50	1/4" FIRST CLAMP, UP/DOWN CYLINDER BOTTOM (AH7)	095211	1	
Blue	1.50	1/4" FIRST CLAMP, UP/DOWN CYLINDER TOP (AH7)	095211	1	
Red	4.00	1/4" SECOND CLAMP, UP/DOWN CYLINDER BOTTOM (AH7)	095212	1	
Blue	4.00	1/4" SECOND CLAMP, UP/DOWN CYLINDER TOP (AH7)	095212	1	
Red	8.00	1/4" THIRD CLAMP, UP/DOWN CYLINDER BOTTOM (AH7)	095213	1	
Blue	8.00	1/4" THIRD CLAMP, UP/DOWN CYLINDER TOP (AH7)	095213	1	
Orange	0.40	1/4" HYDRAULIC VALVE POWER CORD TO CLAMP IN/OUT CYLINDER T-FITTING, BOTTOM (AH7)	095214	1	
White	0.40	1/4" HYDRAULIC VALVE POWER CORD TO CLAMP IN/OUT CYLINDER T-FITTING, TOP (AH7)	095214	1	
Orange	7.00	1/4" THIRD CLAMP, IN/OUT CYLINDER BOTTOM (AH7)	095215	1	
White	7.00	1/4" THIRD CLAMP, IN/OUT CYLINDER TOP (AH7)	095215	1	
Orange	2.50	1/4" FIRST/SECOND CLAMP, IN/OUT CYLINDER BOTTOM (AH7)	095216	1	
White	2.50	1/4" FIRST/SECOND CLAMP, IN/OUT CYLINDER TOP (AH7)	095216	1	
Orange	1.20	1/4" FIRST/SECOND CLAMP, IN/OUT CYLINDER BOTTOM (AH7)	095217	1	
White	1.20	1/4" FIRST/SECOND CLAMP, IN/OUT CYLINDER TOP (AH7)	095217	1	

Protective Conduits, LT40 Series AH Hydraulic Hoses



LENGTH "L"	DESCRIPTION (◆ Indicates Parts Available In Assemblies Only)	PART #	QTY.
0.70	PROTECTIVE CONDUIT, LOG TURNER HOSE	099761	2
0.28	PROTECTIVE CONDUIT, IN/OUT CYLINDER HOSE - BOTTOM	099762	1
0.45	PROTECTIVE CONDUIT, IN/OUT CYLINDER HOSE - TOP	099763	1
1.35	PROTECTIVE CONDUIT, UP/DOWN CYLINDER HOSE - BOTTOM	099764	1
1.65	PROTECTIVE CONDUIT, UP/DOWN CYLINDER HOSE - TOP	099765	1

9.2 Hydraulic Control Box, LT40/70 AH-7 (Option)

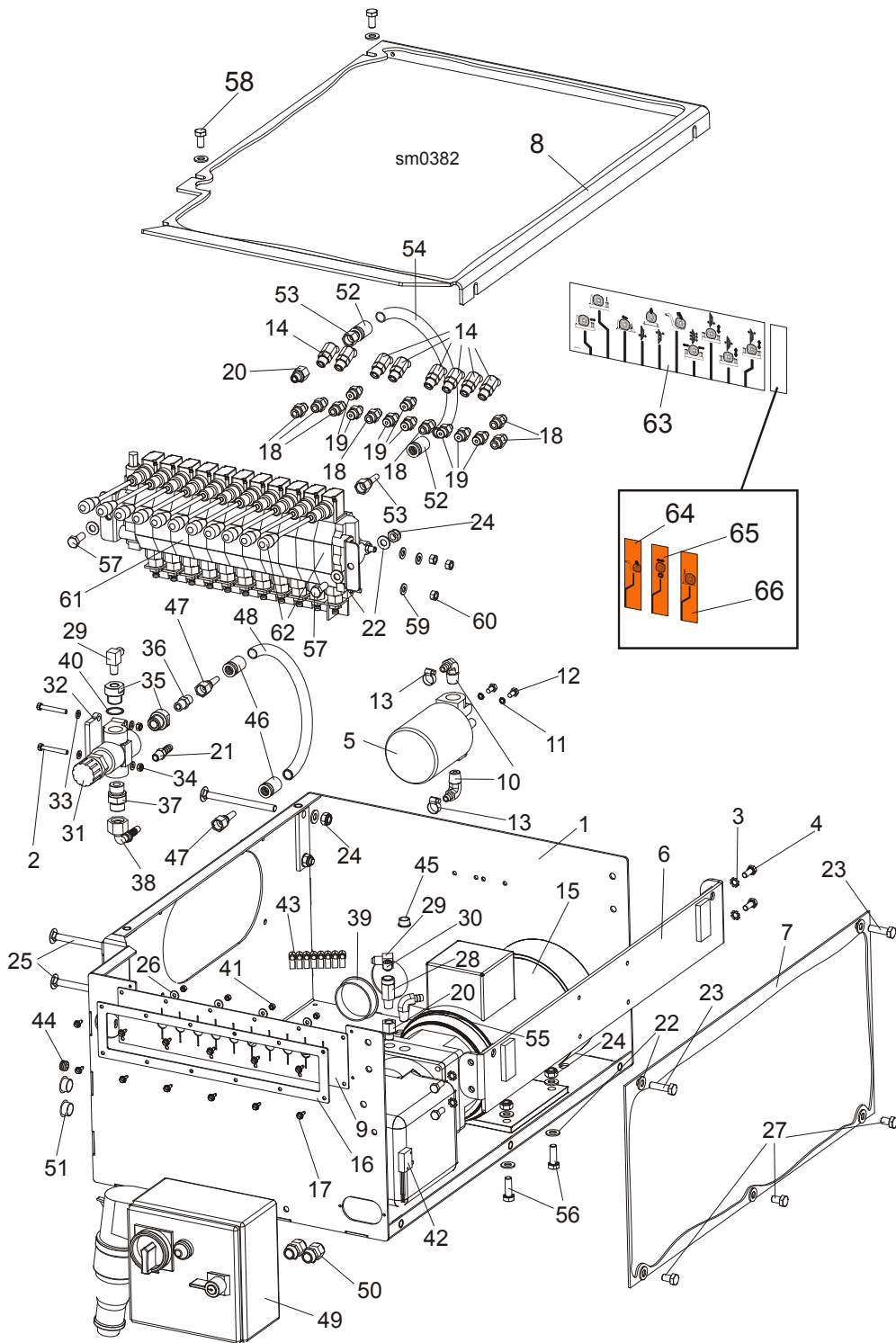


REF.	DESCRIPTION (◆ Indicates Parts Available In Assemblies Only)	PART #	QTY.
	BOX, LT40/70 AH 7-SECTION HYDRAULIC CONTROL	510563	1
1	BOX WELDMENT, 7-SECTION HYDRAULIC	510564-1	1
2	BUSHING, 15.9 UB625 CONDUIT	086816	1
3	CAP, 1086 DIA. 22.2 HOLE	093544	2
4	FITTING, 3/8 O-RING - 3/8JIC	014687	7
5	SWITCH, 2A 125V R-LEVER NO/NC/COM	014765	1
6	GUARD, 7-SECTION HYD. VALVE RUBBER	510566	1
7	FITTING, #6SAE 45DEG. ELBOW	015489	2
8	BRACKET, AC HYDRAULIC BOX	086518-1	1
9	PLATE, RUBBER GUARD MOUNTING	510567-1	1
10	SCREW, #10-24x1/2 SELF-TAPPING	F05015-7	5
11	MANIFOLD, W/FILTER	P22683	1
12	HYDRAULIC PUMP W/MOTOR, AC 4KW 14.5L/MIN	500958	1
13	FITTING, 6SAE MALE-1/4NPT FEMALE	014686	3
14	FITTING, 3/8JIC-1/4NPT 90L	015491	2
15	PLUG, TN 192-1/4NPT W/EXTERNAL THREAD	096221	2

16	FITTING, 1/4NPT-3/8 BARB	014685	1	
17	FITTING, 1/2NPT-3/8 BARB ELBOW	P12707	2	
18	HOSE CLAMP, DIXON WORM GEAR HSS6	061807	8	
19	PANEL, AC HYDRAULIC BOX FRONT	086484-1	1	
20	BOLT, M8x25-8.8-B HEX HEAD FULL THREAD ZINC	F81002-5	4	
	HOSE, 2T3/8X0.533 W9/16UNF-W9/16UNF HYDRAULIC	087775	1	
21	CRIMP SOCKET, 3/8" HYDRAULIC HOSE	085901	2	
22	FITTING, JIC 9/16-18	085900	2	
23	HOSE, 3/8" (C/S-20MPa)P/N8106-6-06 HYDRAULIC	R02132	1	
24	BOLT, M10x25-8.8 HEX HEAD FULL THREAD ZINC	F81003-11	6	
25	NUT, M8-8-B HEX NYLON ZINC LOCK	F81032-2	4	
26	WASHER, 8.4 FLAT ZINC	F81054-1	13	
27	BOX, LT40/70 AC 4kW STARTER	089799	1	
28	GLAND, DP 11/H CABLE	085388	2	
29	VALVE, 7-SECTION AC HYDRAULIC	510560	1	
30	WASHER, 8.4 FLAT ZINC	F81054-1	6	
31	NUT, M8-8-B HEX ZINC	F81032-1	6	
32	WASHER, 5.5 SPECIAL FLAT ZINC	F81052-3	2	
33	BOLT, M5x12-5.8 HEX HEAD FULL THREAD ZINC	F81000-5	2	
34	NUT, M5-8 HEX ZINC	F81030-1	2	
35	WASHER, Z 6.1 SPLIT LOCK ZINC	F81053-3	2	
36	BOLT, 1/4-20X3/4 FT HHC	F05005-1	2	
37	BOLT, M8x20-8.8-B HEX HEAD FULL THREAD ZINC	F81002-4	4	
38	WASHER, 10.5 FLAT ZINC	F81055-1	16	
39	BUTTON, HOT CONTACT 1997	015253	1	
40	BLOCK, EXTEN. HYD. GROUND CONTACT	015264	1	
41	FITTING, 3/8 BARB TEE	015485	1	
42	FITTING, #4SAE-#6SAE 45 DEG. ELBOW	015488	3	
43	BOLT, M10x30-5.8 HEX HEAD FULL THREAD ZINC	F81003-2	4	
44	FITTING, 1/4JIC-3/8 O-RING	P26284	3	
45	NUT, M10-8-B HEX NYLON ZINC LOCK	F81033-1	6	
46	BOLT, M10x125 8.8 CARRIAGE HEAD ZINC	F81003-34	4	
47	DECAL, HYDRAULIC CONTROL SUPER '97 (ENGLISH)	015364-A1	1	
48	DECAL, ADDITIONAL HYDRAULIC SECTION - LOG LOADER	511426 ¹	1	
49	DECAL, ADDITIONAL HYDRAULIC SECTION - POWER ROLLER	511427 ¹	1	
50	DECAL, ADDITIONAL HYDRAULIC SECTION - SIDE SUPPORT	511428 ¹	1	
51	COVER, AC HYDRAULIC CONTROL BOX	086485-1	1	

¹ Depending on order

9.3 Hydraulic Control Box, LT20/40/70 AC 11-Section (Option)



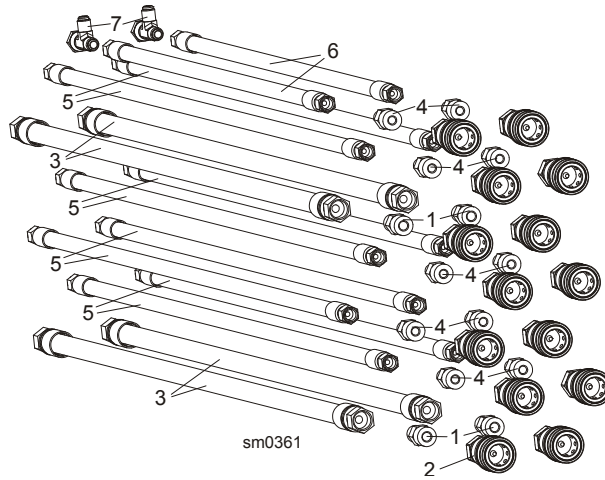
REF.	DESCRIPTION (◆ Indicates Parts Available In Assemblies Only)	PART #	QTY.
	BOX, AH 6-7 LT40/70 11-SECTION HYDRAULIC	510570	1
1	BOX WELDMENT, HYDRAULIC CONTROL	091729-1	1
2	BOLT, M6x45-8.8 HEX HEAD ZINC	F81001-6	2
3	WASHER, 8.4 EXTERIOR STAR	F81054-3	4
4	BOLT, M8x20-8.8-B HEX HEAD FULL THREAD ZINC	F81002-4	4
5	MANIFOLD, W/FILTER	P22683	1

6	BRACKET, AC HYDRAULIC BOX	086518-1	1	
7	PANEL, AC HYDRAULIC BOX FRONT	086484-1	1	
8	COVER, AC/DC HYDRAULIC CONTROL BOX	091734-1	1	
9	GUARD, 10-SECTION HYDRAULIC VALVE RUBBER	091739	1	
10	FITTING, 1/2NPT-3/8 BARB ELBOW	P12707	2	
11	WASHER, Z 6.1 SPLIT LOCK ZINC	F81053-3	2	
12	BOLT, 1/4-20X1/2 HEX HEAD	F05005-15	2	
13	CLAMP, 11/16 WORM	P12739	2	
14	FITTING, #4SAE-#6SAE 45 DEG. ELBOW	015488	7	
15	HYDRAULIC PUMP W/MOTOR, AC 4KW 14.5L/MIN	500958	1	
16	PLATE, RUBBER GUARD MOUNTING (11-SECTION VALVE)	510571	1	
17	SCREW, #10-24x1/2 SELF-TAPPING	F05015-7	12	
18	FITTING, 3/8O-RING-3/8JIC	014687	7	
19	FITTING, 1/4JIC-3/8 O-RING	P26284	8	
20	FITTING, 6SAE MALE-1/4NPT FEMALE	014686	2	
21	FITTING, 1/4NPT-3/8 BARB	014685	1	
22	WASHER, 10.5 FLAT ZINC	F81055-1	23	
23	BOLT, M10x35-8.8 HEX HEAD FULL THREAD ZINC	F81003-17	2	
24	NUT, M10-8-B HEX NYLON ZINC LOCK	F81033-1	10	
25	BOLT, M10x125 8.8 CARRIAGE HEAD ZINC	F81003-34	4	
26	WASHER, 5.5 SPECIAL FLAT ZINC	F81052-3	4	
27	BOLT, M10x16-8.8 HEX HEAD FULL THREAD ZINC	F81003-13	3	
28	FITTING, 1/4NPT MALE RUN TEE	P09141	1	
29	FITTING, 3/8JIC-1/4NPT 90L	015491	2	
30	PLUG, TN 192-1/4NPT W/EXTERNAL THREAD	096221	1	
31	VALVE, MTKA.V8 OIL FLOW CONTROL	093794	1	
32	PLATE, MTKA CONTROL VALVE SPACER ZINC-PL.	094477-1	1	
33	WASHER, 6.4 FLAT ZINC	F81053-1	4	
34	NUT, M6-8-B HEX NYLON ZINC LOCK	F81031-2	2	
35	FITTING, M22X1.5 / 1/4-18NPT REDUCER ZINC-PL.	093193-1	2	
36	FITTING, 3/8JIC-1/4NPT STRAIGHT	015560	1	
37	FITTING, VMNW10HS22	094486	1	
38	FITTING, PN10AFL 13-90 ELBOW	094485	1	
39	CAP, HSA2790 (63.6 DIA.)	092859	1	
40	WASHER, 22 COPPER	F81061-5	1	
41	NUT, M5-8 HEX ZINC	F81030-1	4	
42	SWITCH, 2A 125V R-LEVER NO/NC/COM	014765	1	
43	HOSE CLAMP, DIXON WORM GEAR HSS6	061807	8	
44	SEAL WIRE, GH6	085338	1	
45	BUSHING, 15.9 UB625 CONDUIT	086816	1	
	HOSE, 2T3/8X0.533 W9/16UNF-W9/16UNF HYDRAULIC	087775	1	
46	CRIMPSOCKET, 3/8" HYDRAULIC HOSE	085901	2	
47	FITTING, JIC 9/16-18	085900	2	
48	HOSE, 3/8" (C/S-20MPa)P/N8106-6-06 HYDRAULIC	R02132	1	
49	BOX, 4kW LT40/70 AC STARTER	089799	1	
50	GLAND, DP 11/H CABLE	085388	2	
51	CAP, 1086 DIA. 22.2 HOLE	093544	2	
	HOSE, 2T3/8X0.533 W9/16UNF-W9/16UNF HYDRAULIC	094782	1	
52	CRIMPSOCKET, 3/8" HYDRAULIC HOSE	085901	2	

53	FITTING, JIC 9/16-18	085900	2	
54	HOSE, 3/8" (C/S-20MPa)P/N8106-6-06 HYDRAULIC	R02132	1	
55	FITTING, #6-6(3/8"NPT)-3/8" ELBOW	P12708	1	
56	BOLT, M10x30-5.8 HEX HEAD FULL THREAD ZINC	F81003-2	4	
57	BOLT, M10x25-8.8 HEX HEAD FULL THREAD ZINC	F81003-11	2	
58	BOLT, M10x20-5.8 HEX HEAD FULL THREAD ZINC	F81003-1	2	
	VALVE, HDS11/10 11-SECTION HYDRAULIC	510568	1	
59	WASHER, 8.4 FLAT ZINC	F81054-1	6	
60	NUT, M8-8-B HEX ZINC	F81032-1	6	
61	VALVE, HDS11/10 8-SECTION HYDRAULIC	091344	1	
62	SECTION, HDS11 HYDRAULIC VALVE	098624	1	
63	DECAL, AH7 HYDRAULIC CONTROL	094970	1	
	DECAL, AH5 HYDRAULIC CONTROL (ENGLISH)	094795	1	
	DECAL, AH3-AH2/24H4-24H1(10-SECTION)	506589	1	
64	DECAL, ADDITIONAL HYDRAULIC SECTION - LOG LOADER	511426 ¹	1	
65	DECAL, ADDITIONAL HYDRAULIC SECTION - POWER ROLLER	511427 ¹	1	
66	DECAL, ADDITIONAL HYDRAULIC SECTION - SIDE SUPPORT	511428 ¹	1	

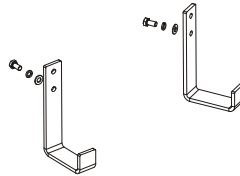
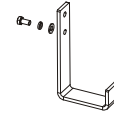
¹ Depending on order

9.4 Hydraulic Hose Kit, AH "M" Frame Sawmills MBX12/24H1-6

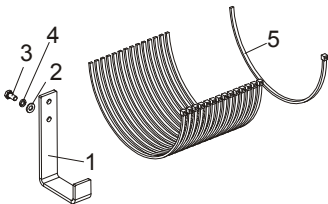


REF.	DESCRIPTION (◆ Indicates Parts Available In Assemblies Only)	PART #	QTY.
	HYDRAULIC HOSE KIT, "M" FRAME 24H21	505834	1
1	FITTING, G3/8-9/16-18JIC HAND PUMP	091842	2
2	FITTING, 3/8" INT. THREAD BSP FEMALE QUICK DISCONNECT	504965	2
3	HOSE, 2T3/8X8.800 W9/16UNF-W9/16UNF HYDRAULIC	505849	2
	HYDRAULIC HOSE KIT, "M" FRAME 24H2	505836	1
1	FITTING, G3/8-9/16-18JIC HAND PUMP	091842	2
2	FITTING, 3/8" INT. THREAD BSP FEMALE QUICK DISCONNECT	504965	4
3	HOSE, 2T3/8X8.800 W9/16UNF-W9/16UNF HYDRAULIC	505849	2
4	FITTING, 7/16" JC/3/8" BSP STRAIGHT	505747	2
5	HOSE, 2T1/4X8.800 W7/16UNF-W7/16UNF HYDRAULIC	505850	2
	HYDRAULIC HOSE KIT, "M" FRAME (AH1-7) 24H3/24H4	505840	1
1	FITTING, G3/8-9/16-18JIC HAND PUMP	091842	4
2	FITTING, 3/8" INT. THREAD BSP FEMALE QUICK DISCONNECT	504965	8
3	HOSE, 2T3/8X8.800 W9/16UNF-W9/16UNF HYDRAULIC	505849	4
4	FITTING, 7/16" JC/3/8" BSP STRAIGHT	505747	4
5	HOSE, 2T1/4X8.800 W7/16UNF-W7/16UNF HYDRAULIC	505850	4
	HYDRAULIC HOSE KIT, "M" FRAME (AH1-7) 24H3/24H4	506090	1
1	FITTING, G3/8-9/16-18JIC HAND PUMP	091842	4
2	FITTING, 3/8" INT. THREAD BSP FEMALE QUICK DISCONNECT	504965	12
3	HOSE, 2T3/8X8.800 W9/16UNF-W9/16UNF HYDRAULIC	505849	4
4	FITTING, 7/16" JC/3/8" BSP STRAIGHT	505747	8
5	HOSE, 2T1/4X8.800 W7/16UNF-W7/16UNF HYDRAULIC	505850	6
6	HOSE, 2T1/4X6.100 W7/16UNF-W7/16UNF HYDRAULIC	506096	2
7	FITTING, W7/16" UNF JIC-2XZ7/16"UNF JIC TEE	506098	2
	HYDRAULIC HOSE KIT, "M" FRAME (AH1-7) 24H3/24H4	506092	1
1	FITTING, G3/8-9/16-18JIC HAND PUMP	091842	4
2	FITTING, 3/8" INT. THREAD BSP FEMALE QUICK DISCONNECT	504965	14
3	HOSE, 2T3/8X8.800 W9/16UNF-W9/16UNF HYDRAULIC	505849	4
4	FITTING, 7/16" JC/3/8" BSP STRAIGHT	505747	10
5	HOSE, 2T1/4X8.800 W7/16UNF-W7/16UNF HYDRAULIC	505850	8
6	HOSE, 2T1/4X6.100 W7/16UNF-W7/16UNF HYDRAULIC	506096	2
7	FITTING, W7/16" UNF JIC-2XZ7/16"UNF JIC TEE	506098	2

9.5 Hydraulic Hose Hanger Kit, "M" Frame (AH1-3) MBX12/24H1-4

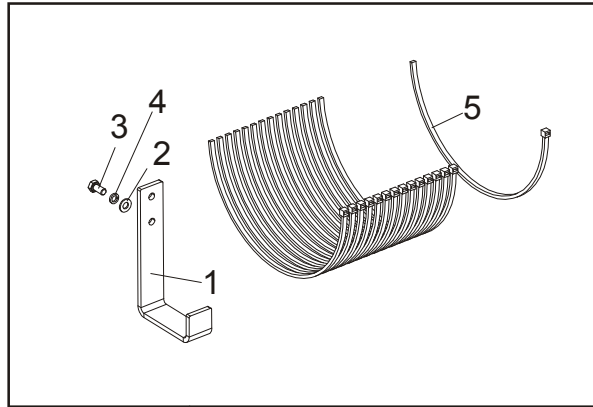


sm0362

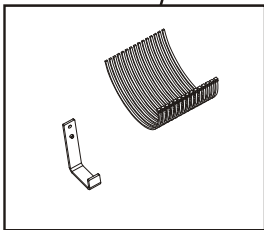


REF.	DESCRIPTION (◆ Indicates Parts Available In Assemblies Only)	PART #	QTY.
	HYDRAULIC HOSE HANGER KIT, "M" FRAME AH1-3 BX24	506101	1
1	HANGER, HYDRAULIC HOSE	505745-1	5
2	WASHER, 8.4 FLAT ZINC	F81054-1	5
3	WASHER, 8.2 SPLIT LOCK ZINC	F81054-4	5
4	BOLT, M8x16 -8.8-B HEX HEAD FULL THREAD ZINC	F81002-20	5
5	WRAP, TKUV 50/8 TIE	F81082-3	15

9.6 Hydraulic Hose Hanger Kit, "M" Frame (AH4-7) MBX12/24H5-6

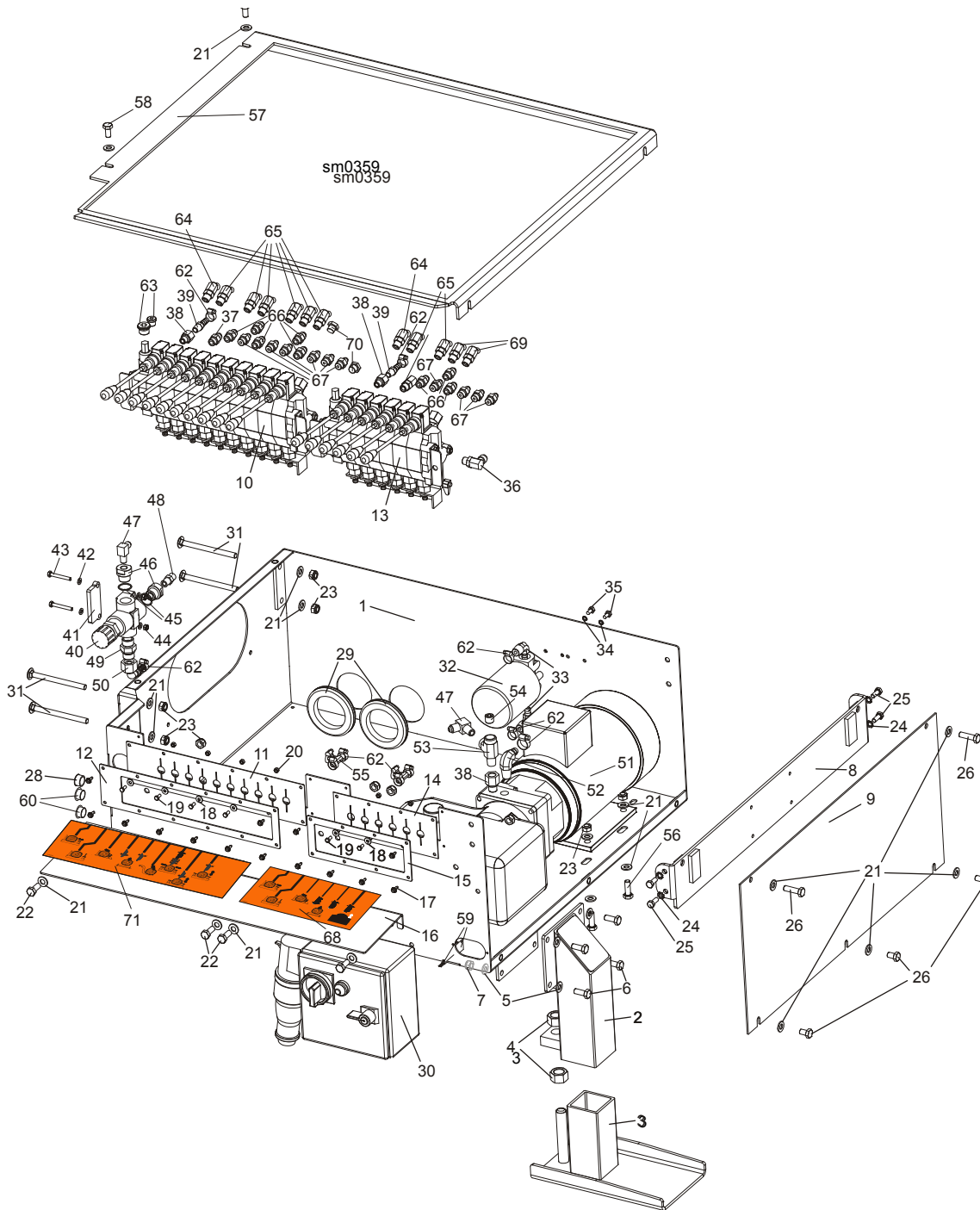


sm0363



REF.	DESCRIPTION (◆ Indicates Parts Available In Assemblies Only)	PART #	QTY.
	HYDRAULIC HOSE HANGER KIT, "M"FRAME MAH1-3 BX24	506102	1
1	HANGER, HYDRAULIC HOSE	505745-1	7
2	WASHER, 8.4 FLAT ZINC	F81054-1	8
3	WASHER, 8.2 SPLIT LOCK ZINC	F81054-4	8
4	BOLT, M8x16 -8.8-B HEX HEAD FULL THREAD ZINC	F81002-20	8
5	WRAP, TKUV 50/8 TIE	F81082-3	15

9.7 Hydraulic Control Box, 16-Section LT20/40/70AC



REF.	DESCRIPTION (◆ Indicates Parts Available In Assemblies Only)	PART #	QTY.
	BOX, 16-SECTION LT40/70AC HYDRAULIC CONTROL - COMPLETE	505945	1
	BOX, LT20 AC 16-SECTION HYDRAULIC CONTROL - COMPLETE	505950	1
1	BOX WELDMENT, HYDRAULIC CONTROL PTD	505946-1	1
	LEG, HYDRAULIC CONTROL BOX	505741	1
2	LEG, HYDRAULIC CONTROL BOX - UPPER PART	505742-1	1
3	WIDE FOOT - ADJUSTABLE LEGS	501084-1	1
4	NUT, M20-8 HEX ZINC	F81037-1	2
5	WASHER, 10.5 FLAT ZINC	F81055-1	8

6	BOLT, M10x25-8.8 HEX HEAD FULL THREAD ZINC	F81003-11	4	
7	NUT, M10-8-B HEX NYLON ZINC LOCK	F81033-1	4	
8	BRACKET, AC HYDRAULIC CONTROL BOX - COMPLETE	086518-1	1	
9	COVER, AC HYDRAULIC PUMP HOUSING SIDE	086484-1	1	
10	VALVE, HDS11/10 8-SECTION HYDRAULIC	091344	1	
11	GUARD, 10-SECTION HYDRAULIC VALVE RUBBER	091739	1	
12	COVER, 10-SECTION VALVE GUARD PTD	091826-1	1	
13	VALVE, 6-SPOOL FOR SERIES CONNECTION	501104	1	
14	GUARD, RUBBER DOUBLE VALVE	015079	1	
15	COVER, VALVE GUARD PTD	086519-1	1	
16	PLATE FOR DECALS	505949-1	1	
17	SCREW, #10-24x1/2 SELF-TAPPING	F05015-7	14	
18	WASHER, 5.5 SPECIAL FLAT ZINC-PL.	F81052-3	6	
19	BOLT, M5x12-5.8 HEX HEAD FULL THREAD ZINC	F81000-5	6	
20	NUT, M5-8 HEX ZINC	F81030-1	6	
21	WASHER, 10.5 FLAT ZINC	F81055-1	23	
22	BOLT, M10x25-8.8 HEX HEAD FULL THREAD ZINC	F81003-11	4	
23	NUT, M10-8-B HEX NYLON ZINC LOCK	F81033-1	12	
24	WASHER, 8.4 EXTERIOR STAR LOCK	F81054-3	4	
25	BOLT, M8x20-8.8-B HEX HEAD FULL THREAD ZINC	F81002-4	4	
26	BOLT, M10x16-8.8 HEX HEAD FULL THREAD ZINC	F81003-13	3	
27	BOLT, M10x35-8.8 HEX HEAD FULL THREAD ZINC	F81003-17	2	
28	GROMMET, HEYCO WIRE	P04137	1	
29	GROMMET, 80MM DIA. RUBBER	089293	2	
30	BOX, AC 4kW STARTER	089799 ¹	1	
	BOX, LT20 STARTER	093088 ²	1	
	BOX, LT20 STARTER - NORWAY	093088-2 ³	1	
31	BOLT, M10x125 8.8 CARRIAGE HEAD ZINC	F81003-34	4	
32	MANIFOLD W/FILTER	P22683	1	
33	FITTING, (1/2"NPT)-3/8" ELBOW	P12707	2	
34	WASHER, Z 6.1 SPLIT LOCK ZINC	F81053-3	2	
35	BOLT, 1/4-20x1/2" HEX HEAD ZINC GRADE 2	F05005-15	2	
36	FITTING, #6 SAE 3/8" JIC ELBOW	P12704	1	
37	FITTING, 3/8 JIC -3/8 O-RING	014687	1	
38	FITTING, 6SAE MALE-1/4NPT FEMALE	014686	3	
39	FITTING, 1/4NPT-3/8 BARB	014685	2	
40	VALVE, MTKA.VB OIL FLOW CONTROL	093794	1	
41	PLATE, MTKA VALVE ZINC-PL. SPACER	094477-1	1	
42	WASHER, 6.4 FLAT ZINC	F81053-1	4	
43	BOLT, M6x45-8.8 HEX HEAD ZINC	F81001-6	2	
44	NUT, M6-8-B HEX NYLON ZINC LOCK	F81031-2	2	
45	WASHER, 22 COPPER	F81061-5	2	
46	FITTING, M22x1.5 / 1/4 -18 NPT ZINC-PL. REDUCER	093139-1	2	
47	FITTING, 3/8 JIC-1/4NPT 90L	015491	2	
48	FITTING, 3/8 JIC-1/4NPT STRAIGHT	015560	1	
49	FITTING, VMNW10HS22	094486	1	
50	FITTING, PN10AFL 13-90 ELBOW	094485	1	
51	HYDRAULIC PUMP, AC.4KW 14.5L/MIN W/MOTOR	500958	1	
52	FITTING, #6-6(3/8"NPT)-3/8" ELBOW	P12708	1	

53	FITTING, 1/4NPT MALE RUN TEE	P09141	1	
54	PLUG, TN 192-1/4NPT	096221	1	
55	FITTING, 3/8 BARB TEE	015485	2	
56	BOLT, M10x30-5.8 HEX HEAD FULL THREAD ZINC	F81003-2	4	
57	COVER, HYDRAULIC CONTROL BOX	505948-1	1	
58	BOLT, M10x20-5.8 HEX HEAD FULL THREAD ZINC	F81003-1	2	
59	SWITCH, 2A 125V R-LEVER NO/NC/COM	014765	1	
60	CAP, 1086 DIA. 22.2 DIA. HOLE	093544	2	
61	FITTING, 45 DEG. #6SAE ELBOW	015489	1	
62	CLAMP, 11/16 HOSE	061807	12	
63	PLUG KIT FOR BOX #500508	505060	1	
64	FITTING, #6SAE 45 DEG. ELBOW	015489	*	
65	FITTING, #4SAE-#6SAE 45 DEG. ELBOW	015488	*	
66	FITTING, 3/8JIC -3/8 O-RING	014687	*	
67	FITTING, 1/4JIC-3/8 O-RING	P26284	*	
68	DECAL, 24H1-6 FOR 16-SECTION BOX	505961	1	
69	FITTING, #4SAE-#6SAE 45 DEG. ELBOW	015488	*	
70	PLUG, 9/16-18 JIC HYDRAULIC VALVE	089647	*	
71	DECAL FOR AH5/16-SECTION BOX	506099	1	

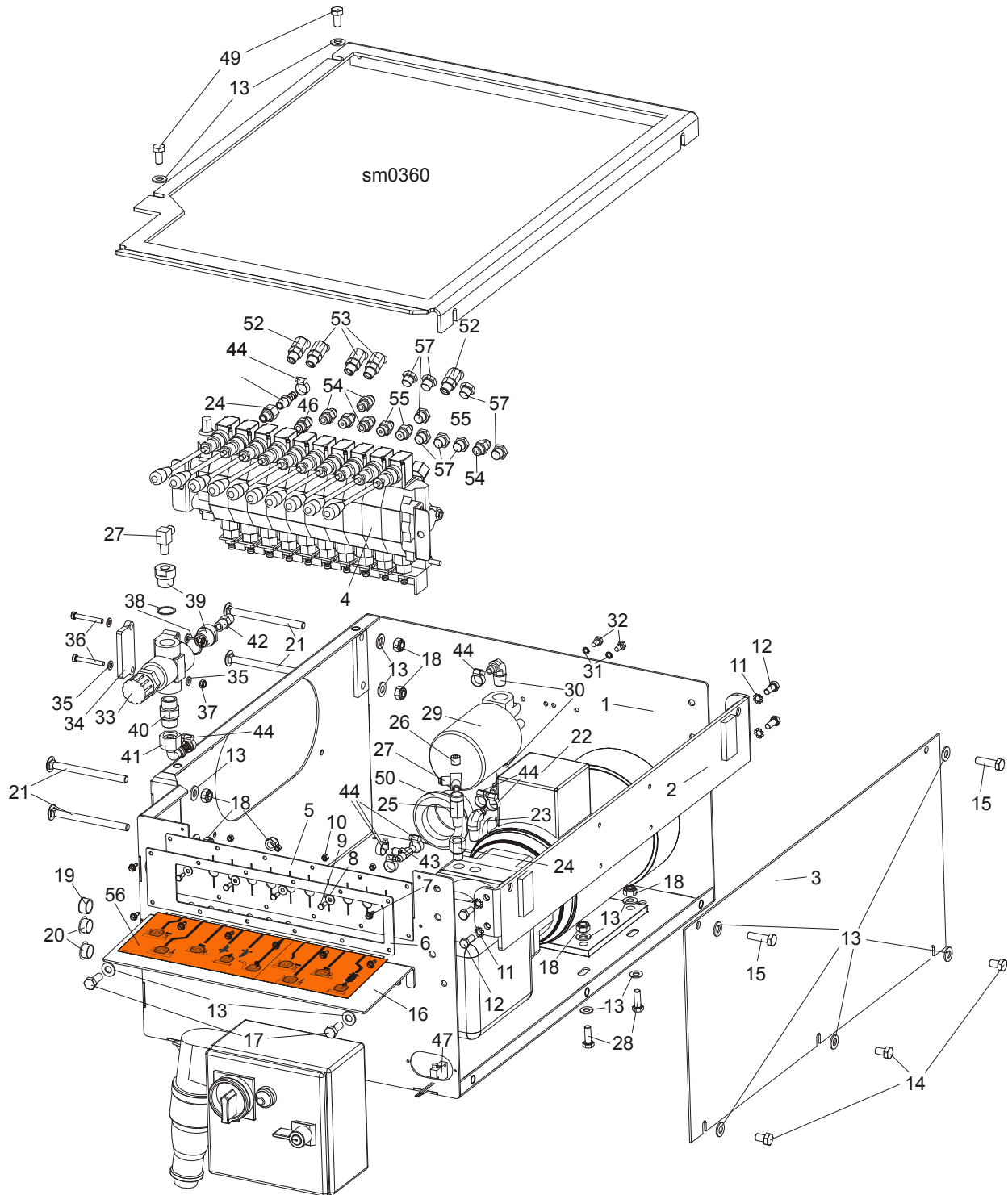
¹ Included in assembly #505945 (LT40/70)

² Included in assembly #505950 (LT20)

³ Included in assembly #505950 (LT20)

* Depends on hydraulic equipment configuration.

9.8 Hydraulic Control Box, 10-Section LT20/40/70AC



REF.	DESCRIPTION (◆ Indicates Parts Available In Assemblies Only)	PART #	QTY.
	BOX, 10-SECTION LT40/70AC BX24 HYDRAULIC CONTROL - COMPLETE	506446	1
	BOX, 10-SECTION LT20AC BX24 HYDRAULIC CONTROL	506555	1
1	BOX WELDMENT, HYDRAULIC CONTROL PTD	091729-1	1
2	BRACKET, AC HYDRAULIC CONTROL BOX - COMPLETE	086518-1	1
3	COVER, AC HYDRAULIC PUMP HOUSING SIDE	086484-1	1

4	VALVE, HDS11/10 8-SECTION HYDRAULIC	091344	1	
5	GUARD, 10-SECTION HYDRAULIC VALVE RUBBER	091739	1	
6	COVER, 10-SECTION VALVE GUARD PTD	091826-1	1	
7	SCREW, #10-24x1/2 SELF-TAPPING	F05015-7	8	
8	WASHER, 5.5 SPECIAL FLAT ZINC-PL.	F81052-3	4	
9	BOLT, M5x12-5.8 HEX HEAD FULL THREAD ZINC	F81000-5	4	
10	NUT, M5-8 HEX ZINC	F81030-1	4	
11	WASHER, 8.4 EXTERIOR STAR LOCK	F81054-3	4	
12	BOLT, M8x20-8.8-B HEX HEAD FULL THREAD ZINC	F81002-4	4	
13	WASHER, 10.5 FLAT ZINC	F81055-1	21	
14	BOLT, M10x16-8.8 HEX HEAD FULL THREAD ZINC	F81003-13	3	
15	BOLT, M10x35-8.8 HEX HEAD FULL THREAD ZINC	F81003-17	2	
16	PLATE, DECAL PTD	506588-1	1	
17	BOLT, M10x25-8.8 HEX HEAD FULL THREAD ZINC	F81003-11	2	
18	NUT, M10-8-B HEX NYLON ZINC LOCK	F81033-1	10	
19	GROMMET, HEYCO WIRE	P04137	1	
20	CAP, 1086 DIA. 22.2 DIA. HOLE	093544	2	
21	BOLT, M10x125 8.8 CARRIAGE HEAD ZINC	F81003-34	4	
22	HYDRAULIC PUMP W/MOTOR, AC.4KW 14.5L/MIN	500958	1	
23	FITTING, #6-6(3/8"NPT)-3/8" ELBOW	P12708	1	
24	FITTING, 6SAE MALE-1/4NPT FEMALE	014686	2	
25	FITTING, 1/4NPT MALE RUN TEE	P09141	1	
26	PLUG, TN 192-1/4NPT	096221	1	
27	FITTING, 3/8JIC-1/4NPT 90L	015491	2	
28	BOLT, M10x30-5.8 HEX HEAD FULL THREAD ZINC	F81003-2	4	
29	MANIFOLD W/FILTER	P22683	1	
30	FITTING, (1/2"NPT)-3/8" ELBOW	P12707	2	
31	WASHER, Z 6.1 SPLIT LOCK ZINC	F81053-3	2	
32	BOLT, 1/4-20x1/2" HEX HEAD ZINC GRADE 2	F05005-15	2	
33	VALVE, MTKA.VB OIL FLOW CONTROL	093794	1	
34	PLATE, MTKA VALVE ZINC-PL. SPACER	094477-1	1	
35	WASHER, 6.4 FLAT ZINC	F81053-1	4	
36	BOLT, M6x45-8.8 HEX HEAD ZINC	F81001-6	2	
37	NUT, M6-8-B HEX NYLON ZINC LOCK	F81031-2	2	
38	WASHER, 22 COPPER	F81061-5	2	
39	FITTING, M22x1.5 / 1/4 -18 NPT ZINC-PL. REDUCER	093139-1	2	
40	FITTING, VMNW10HS22	094486	1	
41	FITTING, PN10AFL 13-90 ELBOW	094485	1	
42	FITTING, 3/8JIC-1/4 NPT STRAIGHT	015560	1	
43	FITTING, 3/8 BARB TEE	015485	2	
44	CLAMP, 11/16 HOSE	061807	8	
45	FITTING, 1/4NPT-3/8 BARB	014685	1	
46	FITTING, 3/8JIC -3/8 O-RING	014687	1	
47	SWITCH, 2A 125V R-LEVER NO/NC/COM	014765	1	
48	COVER, HYDRAULIC CONTROL BOX	506587-1	1	
49	BOLT, M10x20-5.8 HEX HEAD FULL THREAD ZINC	F81003-1	2	
50	GROMMET, 55mm DIA. RUBBER	085614	2	
51	BOX, AC 4kW STARTER	089799 ¹	1	
	BOX, LT20 STARTER	093088 ²	1	

	BOX, LT20 STARTER - NORWAY	093088-2 ³	1	
52	FITTING, 45 DEG. #6SAE ELBOW	015489	*	
53	FITTING, #4SAE-#6SAE 45 DEG. ELBOW	015488	*	
54	FITTING, 3/8JIC -3/8 O-RING	014687	*	
55	FITTING, 1/4JIC-3/8 O-RING	P26284	*	
56	DECAL, 24H1-6 FOR 16-SECTION BOX	506589	1	
57	PLUG, 9/16-18 JIC HYDRAULIC VALVE	089647	*	

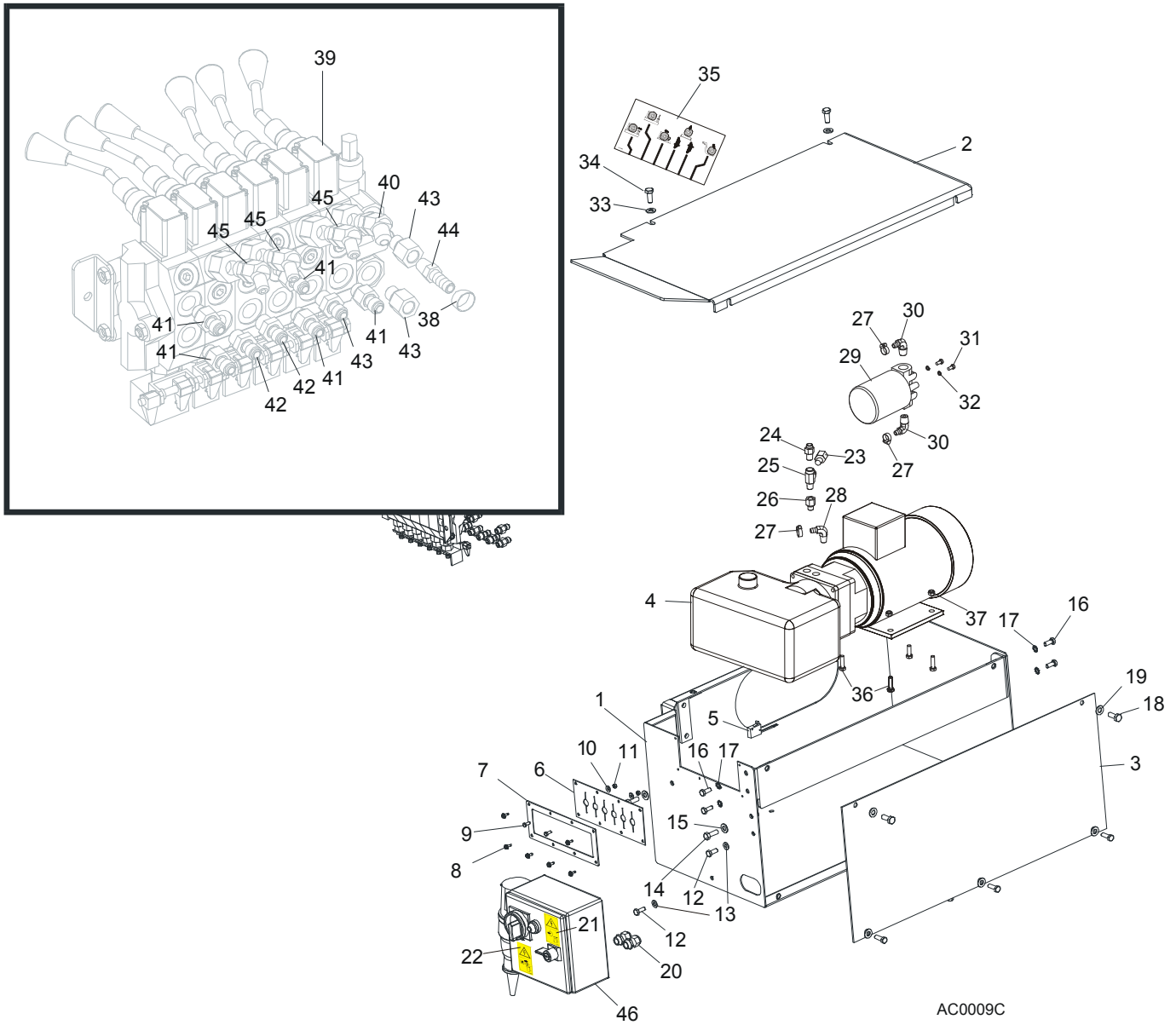
¹ Included in assembly #506446 (LT40/70)

² Included in assembly #506555 (LT20)

³ Included in assembly #506555 (LT20)

* Depends on hydraulic equipment configuration.

9.9 Hydraulic Control Box, LT40 Series AH3

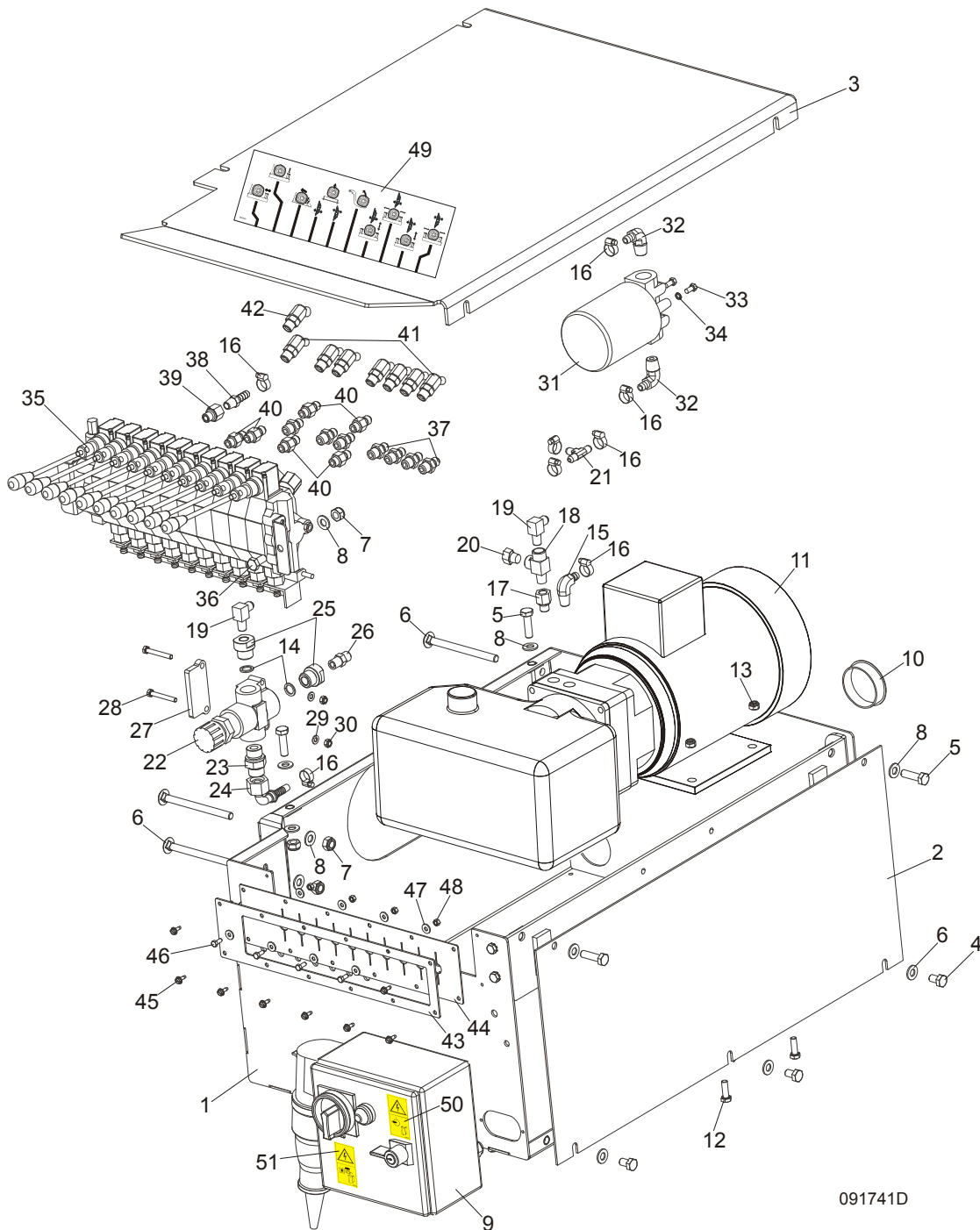


AC0009C

REF.	DESCRIPTION (◆ Indicates Parts Available In Assemblies Only)	PART #	QTY.
	BOX, AC SUPER HYDRAULIC (EA20, EA25)	086791	1
	Cap, SR1086 22.2 Hole	093544	2
1	BOX WELDMENT, HYDRAULIC PUMP HOUSING	092243-1	1
2	COVER, AC HYDRAULIC PUMP HOUSING TOP	086485-1	1
3	COVER, AC HYDRAULIC PUMP HOUSING SIDE	086484-1	1
4	HYDRAULIC PUMP W/MOTOR, 4 KW 14.5 L/MIN AC	500958	1
	Pump, AC-4kW Hydraulic	097782	1
	Plate, AC-4kW Hydraulic Connecting	097783	1
	Seal, AC-4kW Hydraulic Complete	097784	1
5	Microswitch, 2A 125V Hydraulic Valve	014765	1
6	GUARD, DOUBLE VALVE RUBBER	015079	1
7	PLATE, AC VALVE PAINTED	086519-1	1

8	SCREW, #10 X 1/2 SLOTTED HEX SELF-TAPPING	F05015-7	6	
9	BOLT, M5X12-5.8 HEX HEAD FULL THREAD ZINC	F81000-5	2	
10	WASHER, 5.5 SPECIAL FLAT ZINC	F81052-3	2	
11	NUT, M5-8 HEX ZINC	F81030-1	2	
12	BOLT, M8 X 20-8.8-B HEX HEAD FULL THREAD ZINC	F81002-4	2	
13	WASHER, 8.4 FLAT ZINC	F81054-1	2	
14	BOLT, 3/8-16X1 HEX HEAD ZINC GRADE 8	F05007-7	2	
15	WASHER, 10.5 FLAT ZINC	F81055-1	2	
16	BOLT, M8 X 20-8.8-B HEX HEAD FULL THREAD ZINC	F81002-4	4	
17	WASHER, 8.4 EXTERNAL STAR LOCK	F81054-3	4	
18	BOLT, M10 X 25-8.8 HEX HEAD FULL THREAD ZINC	F81003-11	4	
19	WASHER, 10.5 FLAT ZINC	F81055-1	4	
20	GLAND, DP 11/H CABLE (SUPER ONLY)	085388	2	
21	DECAL, HIGH VOLTAGE INSIDE THE ELECTRIC BOX (PICTOGRAM)	096316	1	
22	DECAL, REMOVE THE PLUG BEFORE OPENING THE BOX (PICTOGRAM)	096319	1	
23	PLUG, 1/4" NPT BLANK	096221	1	
24	FITTING, 1/4NPT X 1/4JIC MALE	P09143	1	
25	FITTING, 1/4NPT X 1/4JIC MALE RUN TEE	P09141	1	
26	FITTING, 6SAE MALE - 1/4NPT FEMALE	014686	1	
27	CLAMP, 11/16 HOSE	P12739	3	
28	FITTING, 3/8" NPT - 3/8" BARB ELBOW	P12708	1	
29	MANIFOLD, 1.2" W/FILTER	P22683	1	
30	FITTING, 1/2" NPT - 3/8" BARB ELBOW	P12707	2	
31	BOLT, 1/4-20 X 1/2" HEX HEAD ZINC GRADE 2	F05005-15	2	
32	WASHER, 6.1 SPLIT LOCK ZINC	F81053-3	2	
33	WASHER, 10.5 FLAT ZINC	F81055-1	2	
34	BOLT, M10 X 25-8.8 HEX HEAD FULL THREAD ZINC	F81003-11	2	
35	DECAL, 1997 SUPER HYDRAULIC CONTROL BOX	015364	1	
36	BOLT, M8 X 30-8.8-B HEX HEAD FULL THREAD ZINC	F81002-7	4	
37	NUT, M8-8-B HEX NYLON ZINC LOCK	F81032-2	4	
38	CLAMP, 11/16" HOSE	P12739	10	
39	VALVE, HYDRAULIC 6-SECTION	086589	1	
	MICROSWITCH ASSEMBLY, HYDRAULIC VALVE	024198	1	
40	FITTING, #6 SAE 45° ELBOW	015489	1	
41	FITTING, 3/8" O-RING - 3/8" JIC	014687	5	
42	FITTING, 3/8" O-RING - 1/4" JIC	P26284	3	
43	FITTING, #6 SAE MALE - 1/4" NPT FEMALE	014686	2	
44	FITTING, 1/4" NPT X 3/8" HOSE BARB	014685	1	
45	FITTING, #6 SAE - 1/4" JIC 45° ELBOW	015488	3	
46	BOX, 4KW AC ELECTRIC <i>(See Section 1.19 Electrical Information, 920 Operation Manual)</i>	089799	1	
	Switch, AAB OT16E3	089801	1	
	Contact, LC1K0910B7	084451	1	
	Switch, C60N 24395	084454	1	
	Circuit Breaker, C60N 1P 2A 24396	088278	1	
	Phase Supply Control Relay, 72.31.8.400.0000	501016	1	
	Time Relay, RELPOL MT-TUA-17S-11-92	501015	1	
	Thermal Overload Relay, LR2 K0316	084456	1	

9.10 Hydraulic Control Box, LT40 Series AH5/7



REF.	DESCRIPTION (◆ Indicates Parts Available In Assemblies Only)	PART #	QTY.
	BOX ASSEMBLY, LT40 AH5 HYDRAULIC CONTROL	091741	1
1	Box Weldment, Hydraulic Pump Housing	091729-1	1
	Bracket, AC Hydraulic Control Box	086518-1	1
	Bolt, M8X20mm, Hex Head,GR 5.8 Zinc	F81002-4	4
	Washer, M8 Crown Lock Zinc	F81054-3	4
2	Cover, AC Hydraulic Pump Housing Side	086484-1	1
3	Cover, AC/DC Hydraulic Pump Housing Top	091734-1	1

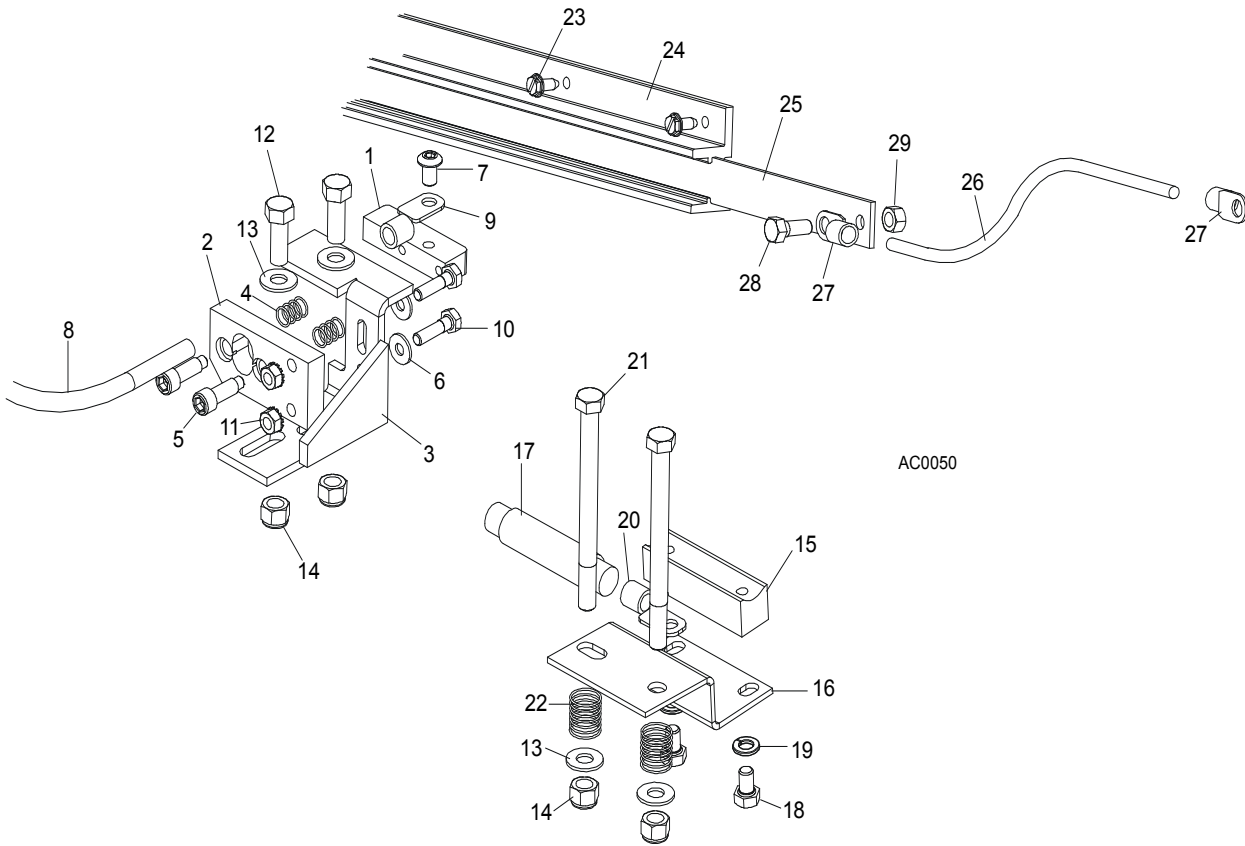
Hydraulic System

Hydraulic Control Box, LT40 Series AH5/7

4	Bolt, M10x16-8.8 Hex Head Full Thread Zinc	F81003-13	3	
5	Bolt, M10x35-8.8 Hex Head Full Thread Zinc	F81003-17	4	
6	Bolt, M10x125 8.8 Carriage Head Zinc	F81003-34	4	
7	Nut, M10-8-B Hex Nylon Zinc Lock	F81033-1	6	
8	Washer, 10.5 Flat Zinc	F81055-1	13	
9	Box, 4kW AC Electric <i>(See Section 1.19 Electrical Information, 920 Operation Manual)</i>	089799	1	
	Switch, AAB OT16E3	089801	1	
	Contact, LC1K0910B7	084451	1	
	Switch, C60N 24395	084454	1	
	Circuit Breaker, C60N 1P 2A 24396	088278	1	
	Phase Supply Control Relay, 72.31.8.400.0000	501016	1	
	Time Relay, RELPOL MT-TUA-17S-11-92	501015	1	
	Thermal Overload Relay, LR2 K0316	084456	1	
10	Cap, HSA2790 (63.6 Dia.)	092859	1	
11	Hydraulic Pump W/Motor, 4 kW 14.5 l/min AC	500958	1	
	Pump, AC-4kW Hydraulic	097782	1	
	Plate, AC-4kW Hydraulic Connecting	097783	1	
	Seal, AC-4kW Hydraulic Complete	097784	1	
12	Bolt, M8 x 30-8.8-B Hex Head Full Thread Zinc	F81002-7	4	
13	Nut, M8-8-B Hex Nylon Zinc Lock	F81032-2	4	
14	Washer, 22x26 Copper	F81061-5	2	
15	Fitting, 3/8" NPT - 3/8" Barb Elbow	P12708	1	
16	Clamp, 11/16 Hose	P12739	8	
17	Fitting, 6 SAE Male - 1/4 NPT Female	014686	1	
18	Fitting, 1/4 NPT x 1/4 JIC Male Run Tee	P09141	1	
19	Fitting, 3/8 JIC - 1/4 NPT 90L	015491	2	
20	Plug, 1/4" NPT Blank	096221	1	
21	Fitting, 3/8" Barb Tee	015485	1	
22	Valve, MTKA.VB Oil Flow Control	093794	1	
23	Fitting, VMNW10HS22	094486	1	
24	Fitting, PN10AOL13-90 Elbow	094485	1	
25	Fitting, M22x1.5 / 1/4 - 18 NPT Zinc	093139-1	2	
26	Fitting, 3/8JIC-1/4 NPT Straight	015560	1	
27	Plate, MTKA Control Valve Spacer Zinc-Plated	094477-1	1	
28	Bolt, M6x45-8.8 Hex Head Zinc	F81001-6	2	
29	Washer, 6.4 Flat Zinc	F81053-1	2	
30	Nut, M6-8-B Hex Nylon Zinc Lock	F81031-2	2	
31	Manifold, 1.2" W/Filter	P22683	1	
32	Fitting, 1/2" NPT - 3/8" Barb Elbow	P12707	2	
33	Bolt, 1/4-20 x 1/2" Hex Head Zinc Grade 2	F05005-15	2	
34	Washer, Z6.1 Split Lock Zinc	F81053-3	2	
35	Valve, HDS11/10 8-Section Hydraulic	091344	1	
36	Bolt, M10x20-5.8 Hex Head Full Thread Zinc	F81003-1	2	
37	Fitting, 3/8" O-Ring - 1/4" JIC	P26284	7	
38	Fitting, 1/4" NPT x 3/8" Hose Barb	014685	1	
39	Fitting, #6 SAE Male - 1/4" NPT Female	014686	1	
40	Fitting, 3/8" O-Ring - 3/8" JIC	014687	6	
41	Fitting, #4 SAE - #6 SAE 45° Elbow	015488	7	

42	Fitting, #6 SAE 45° Elbow	015489	1	
43	Plate, 10-Section Valve Painted	091826-1	1	
44	Guard, 10-Section Valve Rubber	091739	1	
45	Screw, #10-24x1/2 Self-Tapping	F05015-7	8	
46	Bolt, M5x12-5.8 Hex Head Full Thread Zinc	F81000-5	4	
47	Washer, 5.5 Special Flat Zinc-Plated	F81052-3	8	
48	Nut, M5-8 Hex Zinc	F81030-1	4	
49	Decal, AH5 Hydraulic Control Box	094795	1	
	Decal, AH7 Hydraulic Control Box	094970	1	
50	DECAL, HIGH VOLTAGE INSIDE THE ELECTRIC BOX (PICTOGRAM)	096316	1	
51	DECAL, REMOVE THE PLUG BEFORE OPENING THE BOX (PICTOGRAM)	096319	1	

9.11 Hydraulic Power Supply Strip

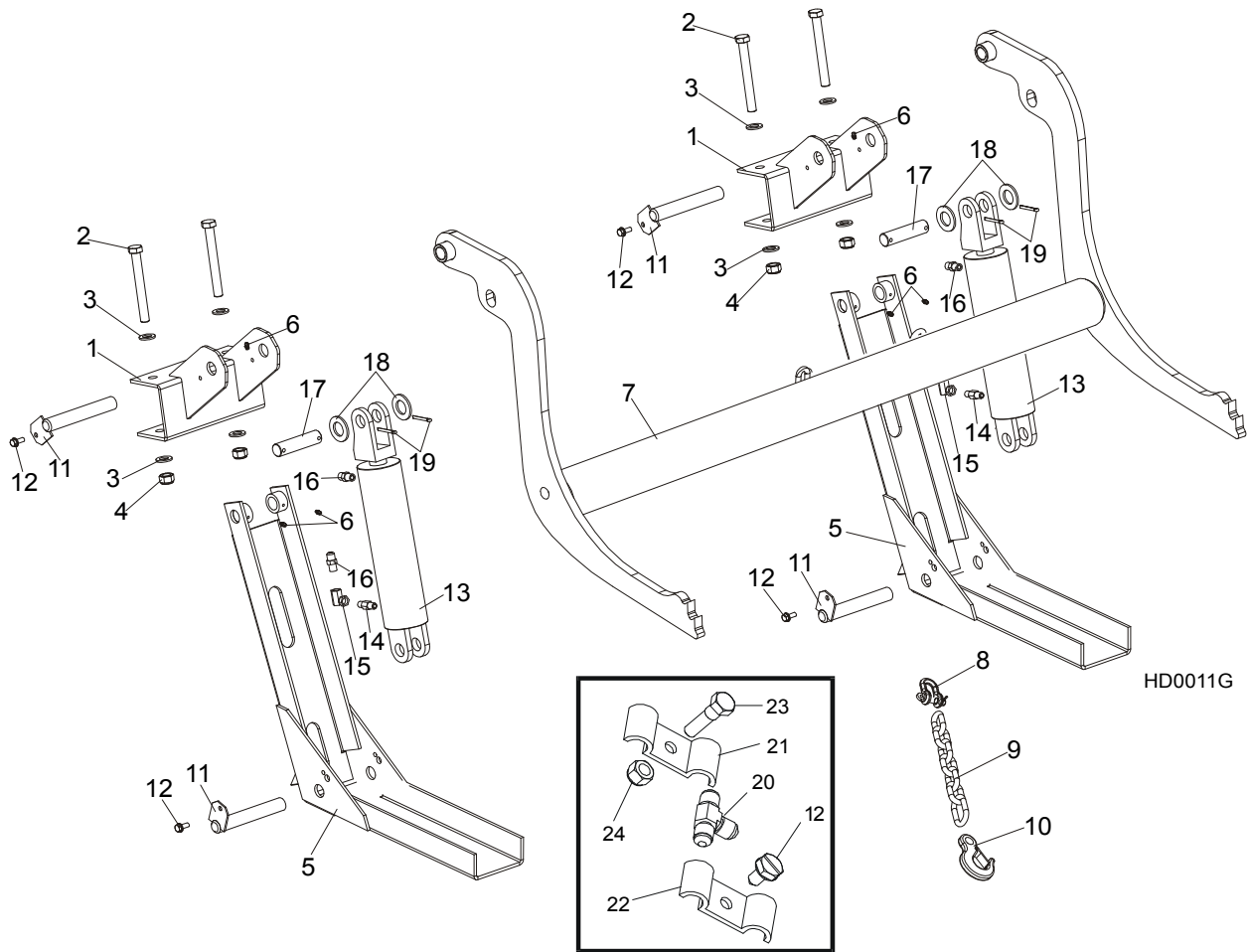


AC0050

REF.	DESCRIPTION (◆ Indicates Parts Available In Assemblies Only)	PART #	QTY.	
	CONTACT ASSEMBLY, HYDRAULIC POWER SUPPLY (POSITIVE)	086625	1	
1	Contact, Hydraulic Power Supply (Positive)	015253	1	
2	Insulator, Positive Contact	095934	1	
3	Bracket, Positive Contact Mounting	086380-1	1	
4	Spring, Positive Contact	P10077	2	
5	Bolt, 5/16" X 3/4" Shoulder (1/4-20 Thread)	F05006-44	2	
6	Washer, 8.4 Flat Zinc	F81054-1	2	
7	Screw, M8x12Socket Button Head Zinc	F81014-4	1	
8	Cable, LGY 1mm2 Red	R80583-2	1 m	◆
9	Terminal, KO 1/10	F81064-11	2	
10	Bolt, 1/4-20 X 1" Hex Head Zinc Grade 2	F05005-38	2	
11	Nut, 1/4-20 Self-Locking Zinc	F05010-9	2	
12	Bolt, 3/8-16 X 1 Hex Head Zinc Grade 5	F05007-87	2	
13	Washer, 10.5 Flat Zinc	F81055-1	4	
14	Nut, 3/8-16 Hex Nylon Lock	F05010-10	4	
	CONTACT ASSEMBLY, HYDRAULIC POWER SUPPLY (GROUND)	086624	1	
15	Contact, Hydraulic Power Supply (Ground)	015264	1	
16	Bracket, Ground Contact Mounting	090254-1	1	
17	Cable, LGY 1mm2 Black	R80583-21	.21m	◆
18	Bolt, 5/16-18x1/2 HH Gr5	F05006-15	2	
19	Washer, 8.2 Split Lock Zinc	F81054-4	2	
20	Terminal, KO 1/10	F81064-11	1	

21	Bolt, 3/8-16 x 4 1/2 Hex Head Zinc Grade 2	F05007-35	2	
22	Spring, Ground Contact	P04282	2	
23	Screw, 1/4-20 x 1/2" Type "23" Self-Tapping	F05015-1	14	
	STRIP ASSEMBLY, HYDRAULIC POWER SUPPLY	086653	1	
	Strip, Contact, complete	096234	1	
24	Housing, Contact Strip	P11976	1	◆
25	Strip, Contact	095932	1	◆
26	Cable, #2 Weld	R80583-21	19m	◆
27	Terminal, KO 1/10	F81064-11	4	
28	Bolt, 5/16-18 X 3/4" Hex Head Black Nylon	F05006-45	1	
29	Nut, 5/16-18 Hex Self-Locking	F05010-86	1	

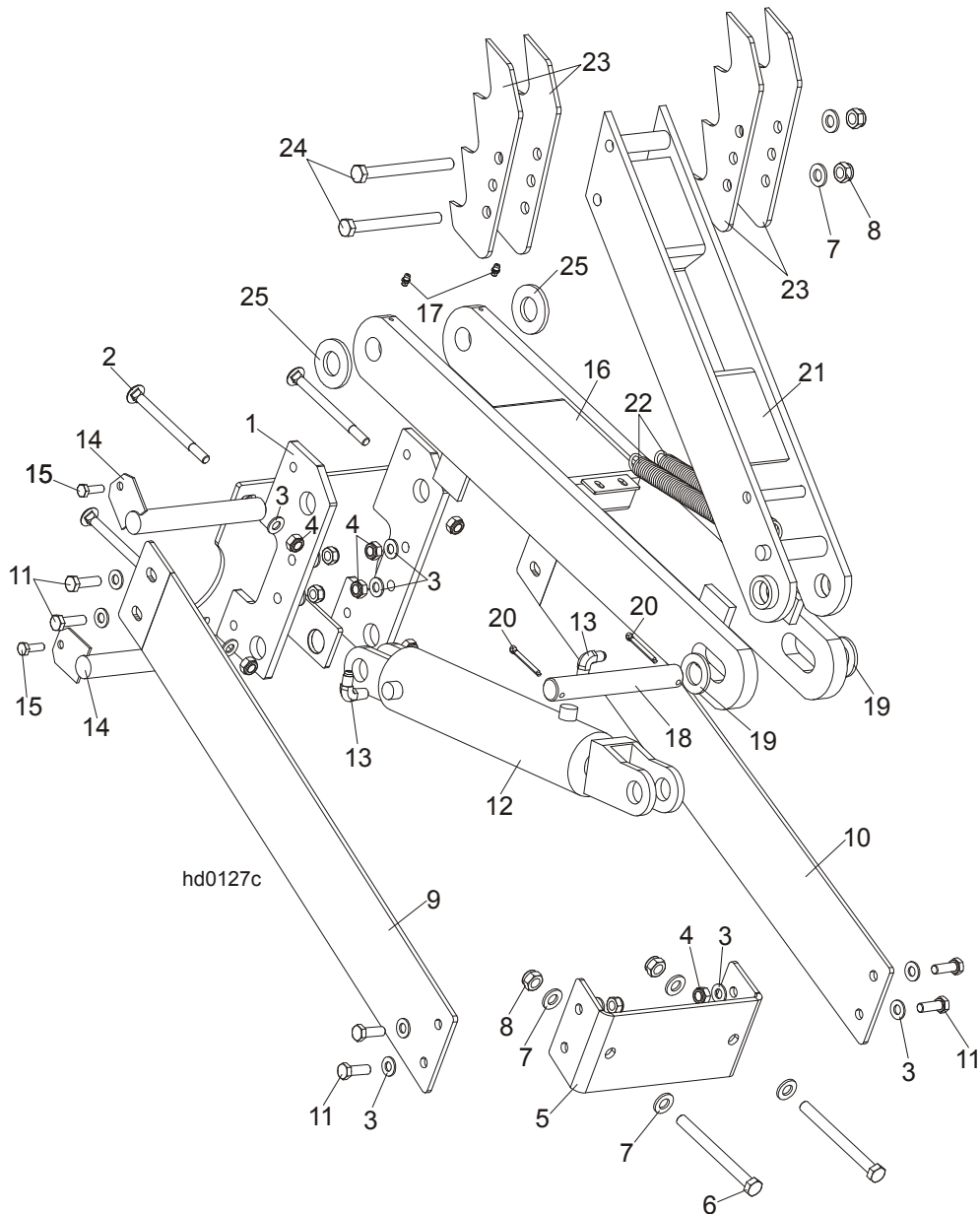
9.12 Hydraulic Log Loader



REF.	DESCRIPTION (◆ Indicates Parts Available In Assemblies Only)	PART #	QTY.
	HYDRAULIC LOG LOADER - COMPLETE	092863	1
1	Bracket, Log Loader Mount	500747-70	1
2	Bolt, M16x140-8.8 Hex Head Zinc	F81006-4	4
3	Washer, 17 Flat Zinc	F81058-1	8
4	Nut, M16-8 Hex Nylon Zinc Lock	F81036-2	4
	Channel, Hydraulic Log Loading Foot Complete	090049	2
5	Channel, Hydraulic Log Loading Foot	090048-1	2
6	Fitting, 3/16x3/16 Straight Grease	P04107	6
	Arm, Hydraulic Log Loading Complete	090044	1
7	Arm, Hydraulic Log Loading	090006-1	1
8	Shackle, M-D .63	086540	1
9	Chain, Hydraulic Log Loader Safety	090007-1	1
10	Hook, 5/8 Safety Chain	P12075	1
11	Pin, Turner Arm	099127-1	4
12	Screw, 5/16-18x3/4 Self-Tapping	F05015-30	4
	Cylinder Assy, Log Loading Super	015562	2
13	Cylinder, Log Loading Super	088680	2
14	Fitting, 1/4NPT Velocity Fuse 5.0GPM	015750	2
15	Fitting, 1/4NPT-1/4JIC Swivel Elbow	P12199	2

16	Fitting, 3/8JIC-1/4NPT Straight	015560	4	
17	Pin, hydraulic cylinder zinc-plated	086979-1	2	
18	Washer, 28 Flat Zinc	F81061-1	4	
19	Pin, 5x40 Cotter	F81043-31	2	
20	Fitting, 3/8 Barb Tee	015487	1	
21	Plate, 1/4 Hose Clamp Ptd	S09245	6	
22	Clamp, 3/8 Hose	016041	2	
23	Bolt, 5/16-18x1 Hex Head Zinc Grade 2	F05006-1	1	
24	Nut, 5/16-18 Self-Locking Nylon Zinc	F05010-58	1	

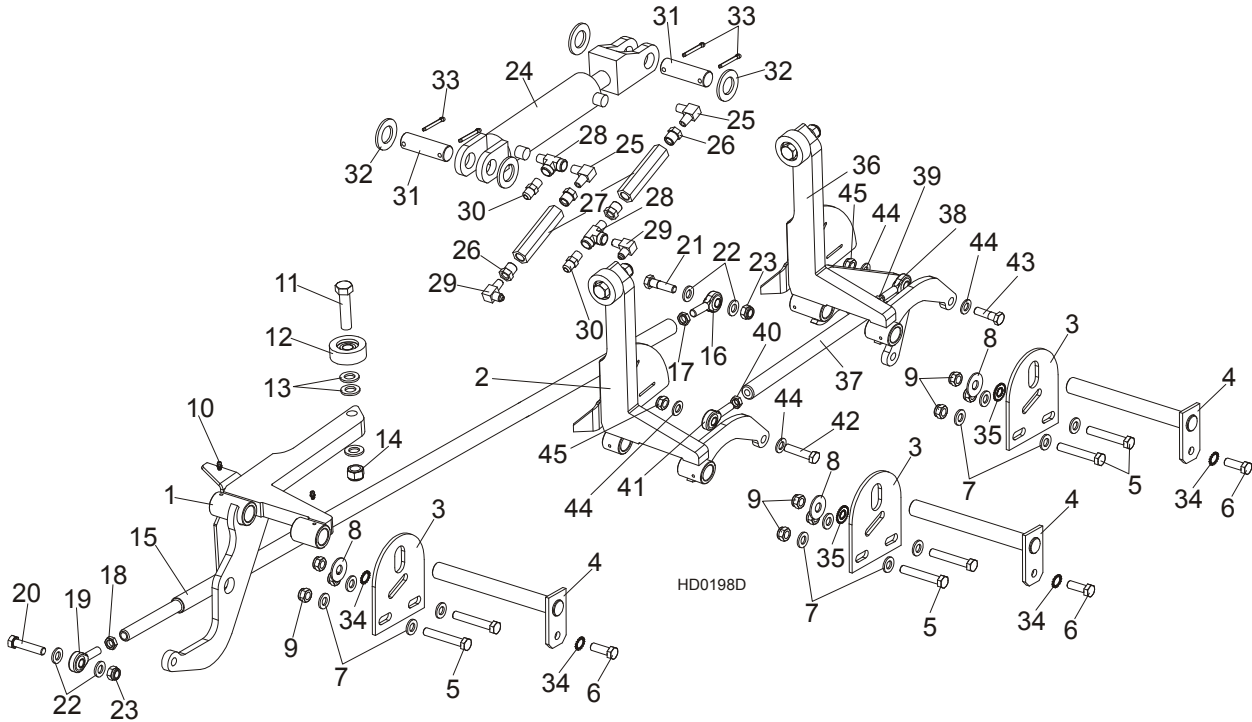
9.13 Hydraulic Log Turner



REF.	DESCRIPTION (◆ Indicates Parts Available In Assemblies Only)	PART #	QTY.
	HYDRAULIC LOG TURNER OPTION (S/M TYPE FRAME)	088711	1
1	Bracket, Hydraulic Log Turner (S/M TYPE FRAME)	088710-1	1
2	Bolt, M10x120 8.8 Carriage Head Zinc	F81003-33	4
3	Washer, 10.5 Flat Zinc	F81055-1	20
4	Nut, M10-8-B Hex Nylon Zinc Lock	F81033-1	12
5	Bracket, Hydraulic Log Turner Front	091046-1	1
6	Bolt, M12x130-8.8 Hex Head Zinc	F81004-36	2
7	Washer, 13 Flat Zinc	F81056-1	6
8	Nut, M12-8 Hex Nylon Zinc Lock	F81034-2	4
9	Plate, Hydraulic Log Turner Left	091048-1	1
10	Plate, Hydraulic Log Turner Right	091049-1	1

11	Bolt, M10x30-5.8 Hex Head Full Thread Zinc	F81003-2	8	
	Cylinder Assy, Log Turner Super	015563	1	
12	Cylinder, CJ-S305-16-63/28/203 Hydraulic	088679	1	
13	Fitting, 1/4NPTx1/4JIC Male Elbow	P09142	2	
14	Pin, Log Turner Mount	088667-1	2	
15	Bolt, M8x25-8.8-B Hex Head Full Thread Zinc	F81002-5	2	
16	Arm, Hydraulic Log Turner Link	088060-1	1	
17	Fitting, M6 Grease	086280	2	
18	Pin, 25 X 180	088664	1	
19	Washer, 25 Flat Zinc	F81061-3	2	
20	Pin, 5x40 Cotter	F81043-31	2	
21	Arm, Hydraulic Log Turner Painted	088067-1	1	
22	Spring, 1 1/16x8x.135 Dia	015718	2	
23	Claw, Hydraulic Log Turner	088082-1	4	
24	Bolt, M12x130-8.8 Hex Head Zinc	F81004-36	2	
25	Washer, GTM-2644-015	093359	2	

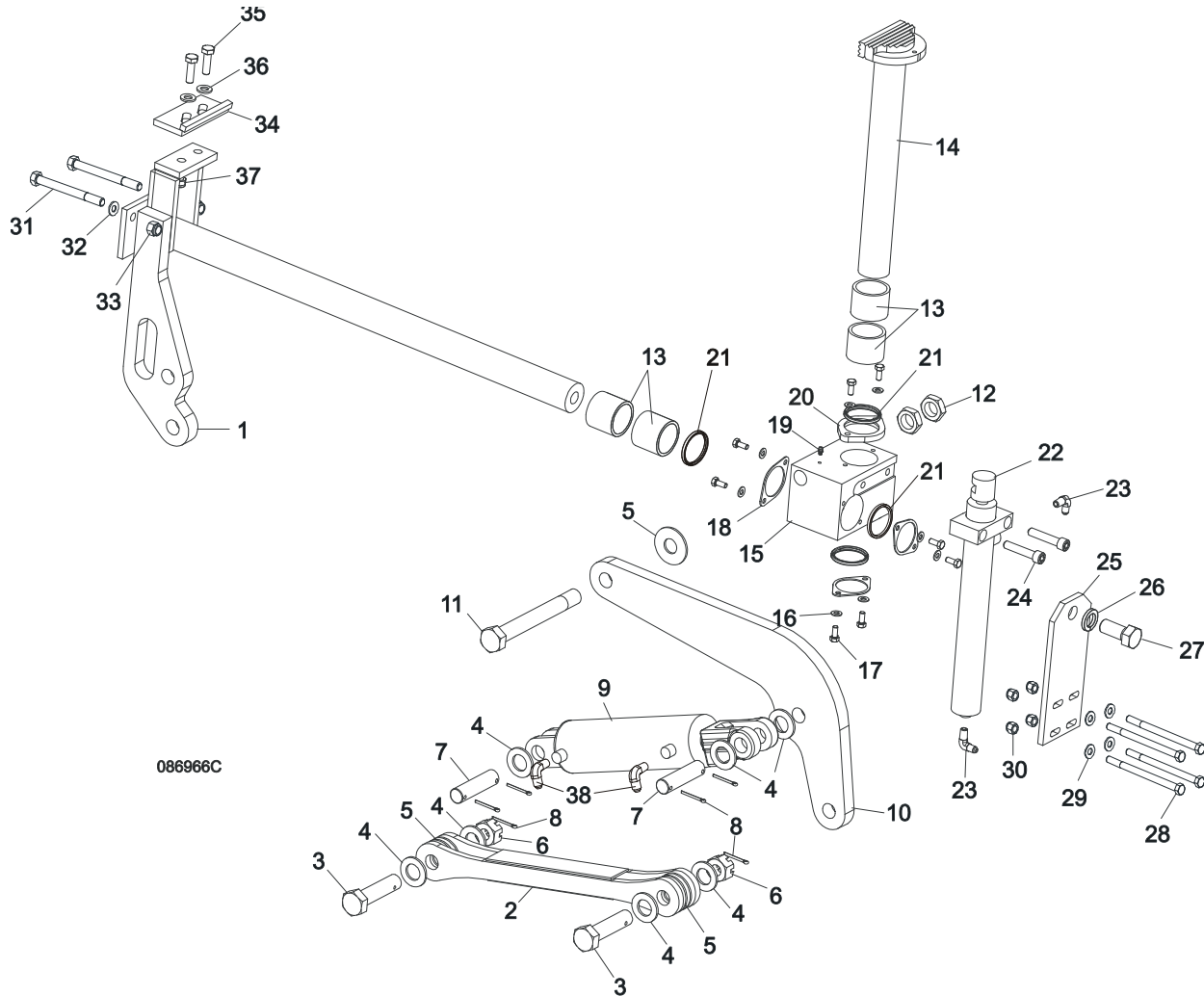
9.14 Hydraulic Log Side Supports



REF.	DESCRIPTION (◆ Indicates Parts Available In Assemblies Only)	PART #	QTY.
	LOG SIDE SUPPORT KIT, S/M FRAME	507644	1
1	SUPPORT, HYDRAULIC LOG SIDE W/GUARD	099788-1	1
2	SUPPORT, LOG SIDE W/GUARD	507646-1	1
3	PLATE, LOG SIDE SUPPORT END	091591-1	3
4	PIN, LOG SIDE SUPPORT PIVOT	091549-1	3
5	BOLT, M12 X 75-8.8 HEX HEAD FULL THREAD ZINC	F81004-21	6
6	BOLT, M12 X 35-8.8 HEX HEAD FULL THREAD ZINC	F81004-24	3
7	WASHER, 13 FLAT ZINC	F81056-1	12
8	WASHER, 15 FLAT SPECIAL ZINC-PLATED	F81057-3	3
9	NUT, M12-8 HEX NYLON ZINC LOCK	F81034-2	9
10	FITTING, 3/16" STRAIGHT GREASE	P04107	6
11	BOLT, M16X65-8.8 HEX HEAD FULL THREAD	F81006-1	3
12	ROLLER ASSY, SIDE SUPPORT PTD	015014-1	3
13	WASHER, 17 FLAT ZINC	F81058-1	9
14	NUT, M16,HEX, NYLON ZINC LOCK	F81036-2	3
	ROD, SIDE SUPPORT LINK COMPLETE	091640	1
15	ROD, SIDE SUPPORT LINK ZINC-PLATED	089374-1	1
16	ROD END (LEFT THREAD)	087036	1
17	NUT, M12-04-A RIGHT HEX THIN	F81034-6	1
18	NUT, M12-04-A LEFT HEX THIN	F81034-7	1
19	ROD END (RIGHT THREAD)	087035	1
20	BOLT, M12 X 55-8.8 HEX HEAD FULL THREAD ZINC	F81004-12	1
21	BOLT, M12 X 45-8.8 HEX HEAD FULL THREAD ZINC	F81004-32	2
22	WASHER, 13 FLAT ZINC	F81056-1	4

23	NUT, M12-8 HEX NYLON ZINC LOCK	F81034-2	2	
	CYLINDER ASSEMBLY, SUPER HYDRAULIC LOG SIDE SUPPORT	015561	1	
24	CYLINDER, CJ-S270-16-50/28/152 HYDRAULIC	088678	1	
	SEAL KIT, 6" X 2" HYDRAULIC CYLINDER	P12954	1	
25	FITTING, #C3529X4 90° ELBOW	P09140	2	
26	FITTING, 3/8" NPT - 1/4" NPT REDUCER	015490	4	
27	VALVE, SIDE SUPPORT SEQUENCE	015484	2	
28	FITTING, C3759X4 MALE TEE	P09141	2	
29	FITTING, 3/8JIC-1/4NPT 90L	015491	2	
30	FITTING, 3/8" JIC - 1/4" NPT STRAIGHT	015560	2	
31	PIN, HYDRAULIC CYLINDER ZINC-PLATED	086979-1	2	
32	WASHER, 28 FLAT ZINC	F81061-1	4	
33	PIN, 5 X 40 COTTER	F81043-31	4	
34	WASHER, SPECIAL BOSART/2S, BN781 M12/13	F81056-16	4	
35	WASHER, SPECIAL BOSART/2S M12/12,3/30,3	F81056-17	2	
36	SUPPORT, LOG SIDE W/GUARD 2	507645-1	1	
	PUSHER, SUPPORT, LOG SIDE, L-380 SHORT	507647	1	
37	PUSHER, SUPPORT, LOG SIDE, L-320	505439-1	1	
38	END, ROD LEFT THREAD	087036	1	
39	NUT, M12-04-A RIGHT HEX THIN	F81034-6	1	
40	NUT, M12-04-A LEFT HEX THIN	F81034-7	1	
41	ROD END (RIGHT THREAD)	087035	1	
42	BOLT, M12 X 55-8.8 HEX HEAD FULL THREAD ZINC	F81004-12	1	
43	BOLT, M12 X 45-8.8 HEX HEAD FULL THREAD ZINC	F81004-32	1	
44	WASHER, 13 FLAT ZINC	F81056-1	4	
45	NUT, M12-8 HEX NYLON ZINC LOCK	F81034-2	2	

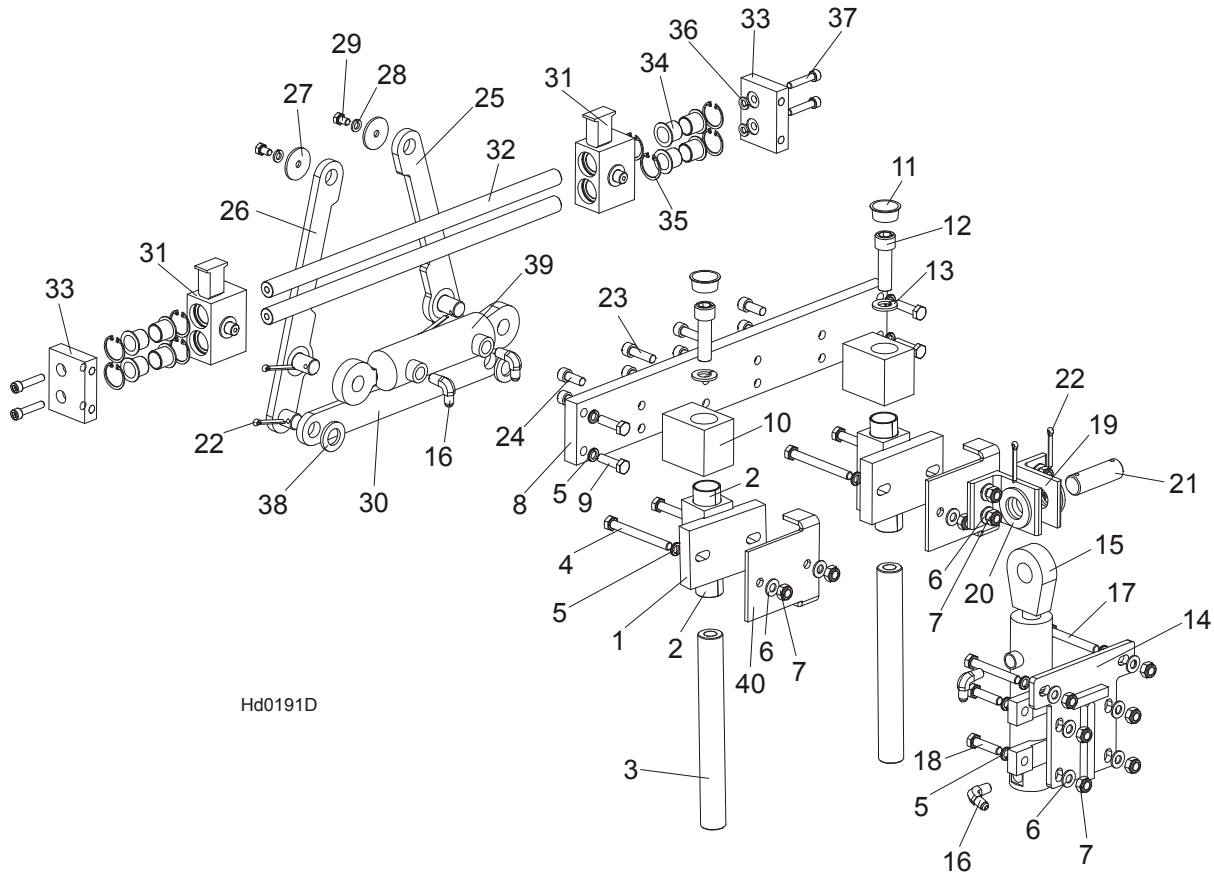
9.15 Hydraulic Log Clamp - Main



REF.	DESCRIPTION (◆ Indicates Parts Available In Assemblies Only)	PART #	QTY.
	HYDRAULIC LOG CLAMP ASSEMBLY	088658	1
1	Rod Weldment, Log Clamp Slide Ptd	086967-1	1
2	Arm Weldment, Hydraulic Clamp Link Ptd	086963-1	1
3	Pin, B 24x95/85-Clevis Zinc	F81049-2	1
4	Washer, 25 Flat Zinc	F81061-3	8
5	Washer, 25X63 Zinc-Plated	088585-1	5
6	Nut, Z M20-8-B-Slotted Castle Zinc	F81037-3	2
7	Pin, Hydraulic Cylinder Zinc-Plated	086979-1	2
8	Pin, S-Zn 6,3x45 Cotter	F81045-2	6
9	Cylinder, CJ-S96-16-70/32/178 Hydraulic	088589	1
10	Arm, Hydraulic Log Clamp Link Ptd	086974-1	1
11	Bolt, M24x217/39 -8.8-B- Hex Head Zinc	088586-1	1
12	Nut, M24 -04-B- Hex Thin Zinc	F81039-3	2
13	Bushing, 5040BS Self-Lubricating	088660	2

14	Rod Weldment, Log Clamp Vertical Painted	088582-1	1	
15	Block, Log Clamp Steel Ptd	088591-1	1	
16	Washer, 8.4 Flat Zinc	F81054-1	8	
17	Bolt, M8x20-8.8-B-Hex Head Full Thread Zinc	F81002-4	8	
18	Flange, Clamp Rod Wiper Ptd	088887-1	3	
19	Fitting, 3/16" Straight Grease	P04107	1	
20	Flange, Clamp Rod Wiper Ptd	088887-1	1	
21	Wiper, ZZ 50x60x7 Log Clamp Rod	088587	1	
22	Cylinder, CJ-S169-16-40/22/254 Hydraulic	088590	1	
23	Fitting, 1/4" NPT - 1/4" JIC Male Elbow	P09142	2	
24	Screw, M12x55 -8.8-B-Hex Socked Head Cap Zinc	F81004-23	2	
25	Plate, Log Clamp Mount Ptd	086975-1	1	
26	Washer, Z 22,5 Split Lock	F81059-4	1	
27	Bolt, M22x1,5x40 -8.8-B-Hex Head Full Thread Zinc	F81009-1	1	
28	Bolt, M10 x 125-8.8 Hex Head Zinc	F81003-18	4	
29	Washer, 10.5 Flat Zinc	F81055-1	8	
30	Nut, M10-8-B Hex Nylon Zinc Lock	F81033-1	4	
31	Bolt, M12x130-8.8-Hex Head Zinc	F81004-36	2	
32	Washer, 13 Flat Zinc	F81056-1	2	
33	Nut, M12-8 Hex Zinc	F81034-1	2	
	STOP KIT, CLAMP	K09485	1	
34	Stop Wldmt, Hydraulic Log Clamp Ptd	086980-1	1	
35	Bolt, M12 x 40 8.8 Hex Head Full Thread Zinc	F81004-4	2	
36	Washer, 13 Flat Zinc	F81056-1	2	
37	Nut, M12-8 Hex Nylon Zinc Lock	F81034-2	4	
38	Fitting, 3/8JIC-1/4NPT 90L	015491	2	

9.16 Hydraulic Pull-Down Clamp

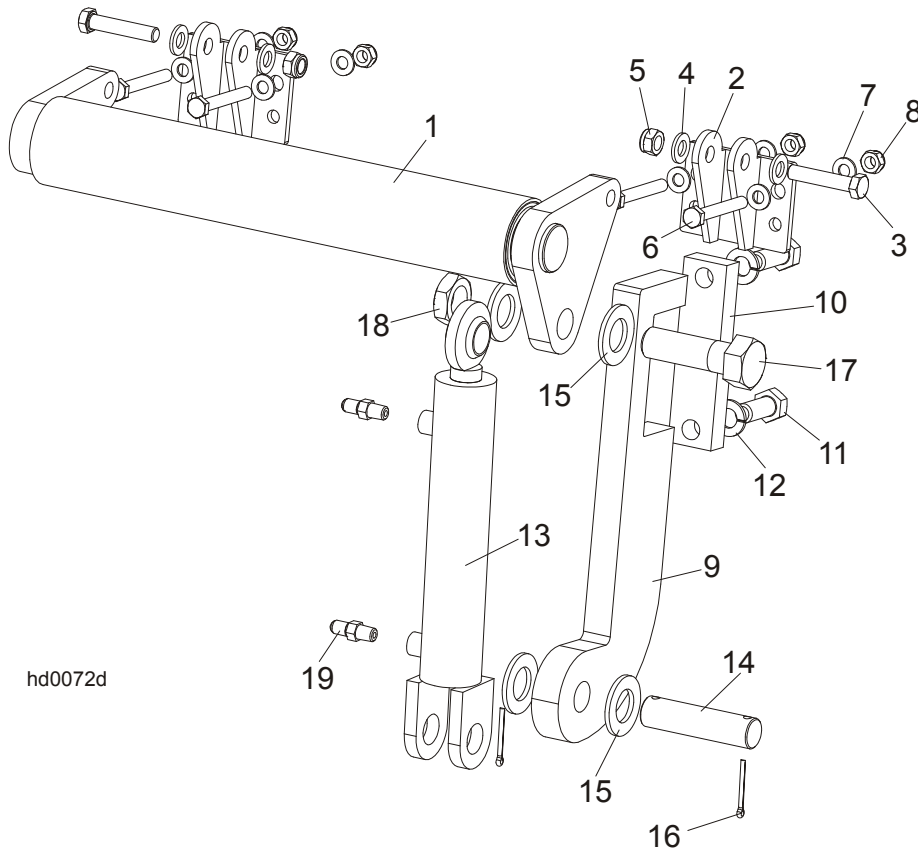


Hd0191D

REF.	DESCRIPTION (◆ Indicates Parts Available In Assemblies Only)	PART #	QTY.
	LEFT HYDRAULIC LOG CLAMP ASSEMBLY, COMPLETE	094129	1
	GUIDE BLOCK W/SELF-LUBRICATING BUSHINGS	090544	2
1	BLOCK WELDMENT, LOG CLAMP GUIDE PTD	090543-1	2
2	BUSHING, 3040BS SELF-LUBRICATING	088676	2
3	Pin, Log Clamp Up/Down	088631	2
4	Bolt, M10x95-8.8-B Hex Head Zinc	F81003-71	4
5	Washer, 10.2 Split Lock Zinc	F81055-2	14
6	Washer, 10.5 Flat Zinc	F81055-1	14
7	Nut, M10-8-B Hex Nylon Zinc Lock	F81033-1	14
8	Beam, Log Clamp Main Zinc-plated	094115-1	1
9	Bolt, M10x35-8.8 Hex Head Full Thread Zinc	F81003-17	4
10	Block, Log Clamp Up/Down Painted	094124-1	2
11	Plug, M33 Thread #12428	089839	2
12	Screw, M16x55-8.8 Hex Socket Head Cap Zinc	F81006-18	2
13	Washer, 16.3 Split Lock Zinc	F81058-2	2
14	Plate Weldment, Hydraulic Cylinder Mounting Painted	094094-1	1
15	Cylinder, CJ7F-16/40/22 + UE2-40W Hydraulic	091346	1

16	Fitting, 90° Male Elbow	P09142	2	
17	Bolt, M10x75-8.8 Hex Head Zinc	F81003-15	2	
18	Bolt, M10x40-8.8 Hex Head Full Thread Zinc	F81003-16	4	
19	Bracket, Hydraulic Cylinder Mounting Painted	094127-1	2	
20	Washer, 28 Flat Zinc	F81061-1	2	
21	Pin, 25x75 Zinc-plated	088659-1	1	
22	Pin, S-Zn 5x40 Cotter Zinc	F81043-31	4	
23	Screw, M10x35 8.8 Hex Socket Head Cap Zinc	F81003-56	4	
24	Screw, M10x25 8.8 Hex Socket Head Cap Zinc	F81003-32	4	
25	Link, Log Clamp In/Out Side Zinc-plated (1)	094097-1	1	
26	Link, Log Clamp In/Out Side Zinc-plated (2)	094099-1	1	
27	Washer, Zinc-plated Spacer	094128-1	1	
28	Washer, 8.2 Split Lock Zinc	F81054-4	2	
29	Bolt, M8x12-8.8 Hex Head Full Thread Zinc	F81002-6	2	
30	Arm, Log Clamp In/Out Zinc-plated	094092-1	1	
31	Jaw Weldment, Log Clamp Zinc-plated	094120-1	2	
32	Rod, Log Clamp Jaw Guide	094116	2	
33	Plate, Locking Zinc-plated	094117-1	2	
34	Bushing, JFM-2023-21 Flanged	094113	8	
35	Ring, W 31 Inside Retaining	F81090-15	8	
36	Washer, 8.2 Split Lock Zinc	F81054-4	4	
37	Screw, M8x40-8.8 Hex Socket Head Cap Zinc	F81002-29	4	
38	Washer, 21 Flat Zinc	F81059-2	2	
39	Cylinder SJ2F-16-40/22/80 Hydraulic	093880	1	
40	Bracket, Log Clamp Mount Painted	094098-1	2	

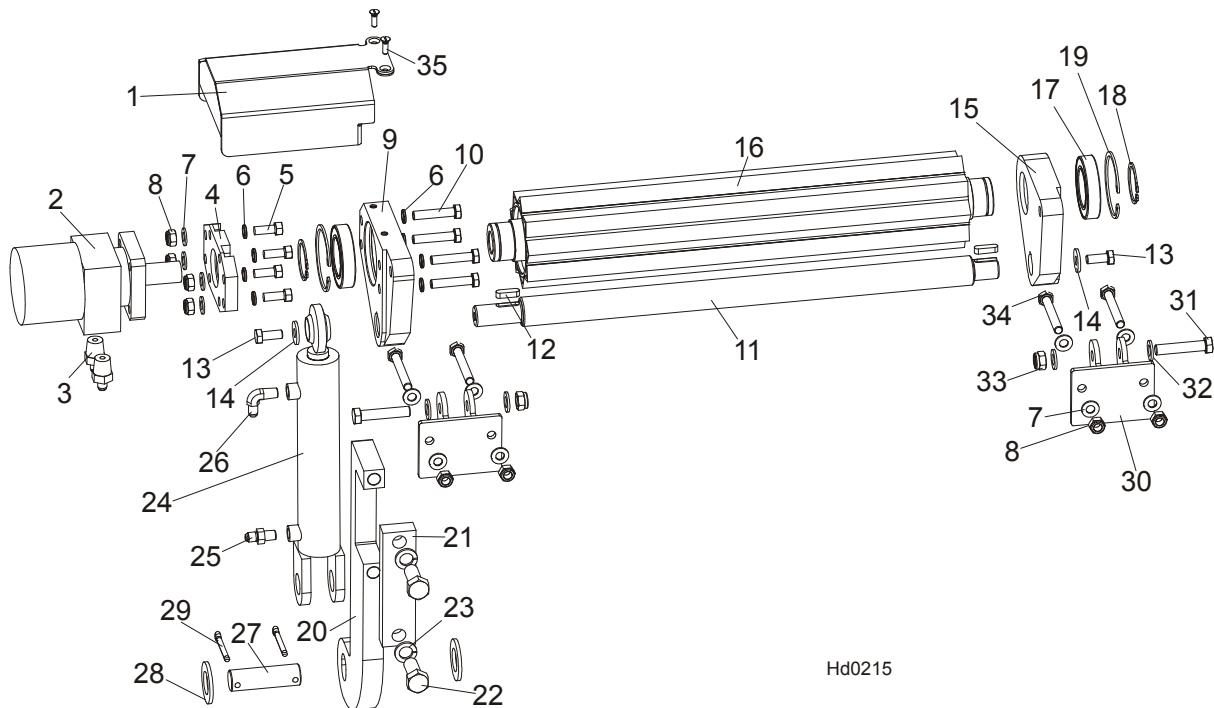
9.17 Hydraulic Toe Board



hd0072d

REF.	DESCRIPTION (◆ Indicates Parts Available In Assemblies Only)	PART #	QTY.
	FRONT HYDRAULIC TOE BOARD	092613	1
	REAR HYDRAULIC TOE BOARD	092634	1
1	Toe Board Weldment, Front Hydraulic Painted	092612-1	1
	Toe Board Weldment, Rear Hydraulic Painted	086253-1	1
2	Bracket, Toe Board Roller Mount	087903-1	2
3	Bolt, M12x60-8.8 Hex Head Zinc	F81004-5	4
4	Washer, 13 Flat Zinc	F81056-1	8
5	Nut, M12-8 Hex Nylon Zinc Lock	F81034-2	4
6	Bolt, M10x75-8.8 Hex Head Zinc	F81003-15	8
7	Washer, 10.5 Flat Zinc	F81055-1	16
8	Nut, M10-8-B Hex Nylon Zinc Lock	F81033-1	8
9	Bracket, Toe Board Cylinder Mount Painted	087729-1	2
10	Plate, Toe Board Cylinder Mount	090086-1	2
11	Bolt, M16x40-8.8 Hex Head Full Thread Zinc	F81006-13	4
12	Washer, 16.3 Split Lock Zinc	F81058-2	4
13	Cylinder, CJ-S170-16-40/25/152 Hydraulic	088681	2
14	Pin, Hydraulic Cylinder Zinc-Plated	086979-1	2
15	Washer, 28 Flat Zinc	F81061-1	8
16	Pin, 3/16x1.5" Cotter Zinc	F05012-23	4
17	Bolt, 1"-8 x 3 1/4 Hex Head Grade 5	F05009-51	2
18	Nut, 1"-14" Hex Jam Unplated	F05010-117	2
19	Fitting, C5205x4x4 Male	P09143	4

9.18 Power Toe Roller (Option)

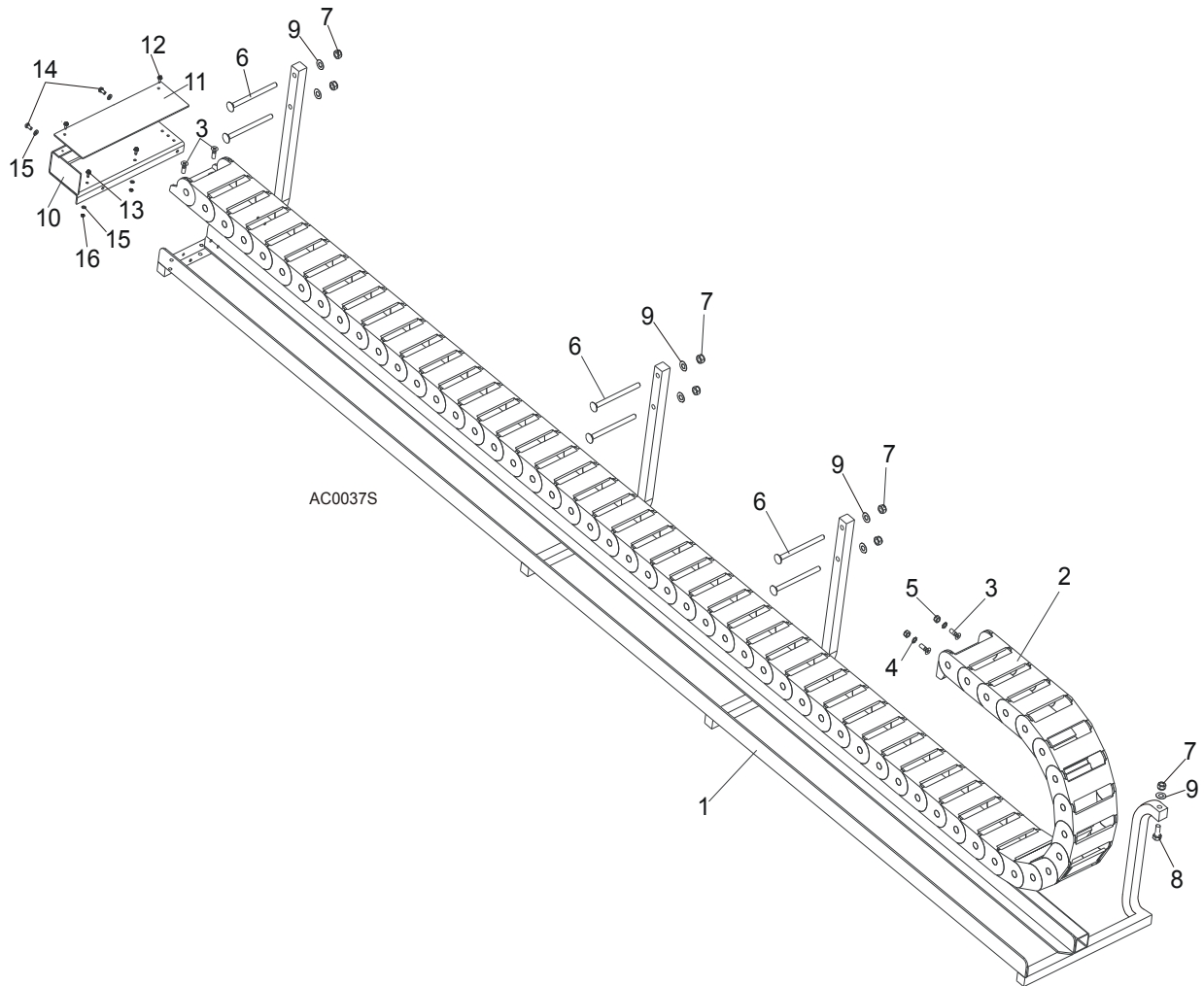


REF.	DESCRIPTION (◆ Indicates Parts Available In Assemblies Only)	PART#	QTY.
	POWER ROLLER	507688	1
1	Cover, Hydraulic Motor	507690-1	1
2	Motor, MG06-13-13AAAB Hyd	P21506	1
3	Fitting, 1/2-14NPT/ 7/16-20UNF	096919	2
4	Plate, Hydraulic Motor Mount	096030-1	1
5	Screw, 3/8-16x1, HHC	F05007-7	4
6	Washer, 10.2 Split Lock Zinc	F81055-2	4
7	Washer, 10,5 Flat Zinc	F81055-1	12
8	Nut, M10-8-B Nylon Hex Zinc Lock	F81033-1	8
9	Bracket, Side w/HydroMotor Connector	507684-1	1
10	Bolt, M10x50-8.8-Hex Head Full Thread Zinc	F81003-4	4
11	Rod	096034	1
12	Key, A8x7x28 Parallel	096035	2
13	Bolt, M10x25 8.8 Hex Head Full Thread Zinc	F81003-31	2
14	Washer, 10,5 Zinc Flat Special	F81055-6	2
15	Bracket, Side Painted	507687-1	1
16	Roller, Pivot - Wldmt	096028-1	1
17	Bearing, 6009.2RSR	096025	2
18	Ring, Z 45 Spring Retaining	F81090-32	2
19	Ring, W 75 Spring Retaining	F81090-41	2
20	Plate, Toe Board Cylinder Mount	087729-1	1
21	Plate, Hydraulic Toe Board Mount	090086-1	1
22	Bolt, M16x40-8.8 Hex Head Full Thread Zinc	F81006-13	2
23	Washer, 16,3 Split Lock Zinc	F81058-2	2
	Cylinder, Hydraulic Toe Board	085937	1
24	Cylinder, CJ-S170-16-40/25/152 Hydraulic	088681	1
25	Fitting, C5205x4x4 Male	P09143	1

26	Fitting, 1/4NPTx1/4JIC Male Elbow	P09142	1	
27	Pin, Hydraulic Cylinder Zinc	086979-1	1	
28	Washer, 28 Flat Zinc	F81061-1	2	
29	Pin, S-Zn 6,3x45	F81045-2	2	
30	Bracket, Toe Board Roller Mount	087903-1	2	
31	Bolt, M12x60-8.8 Hex Head Zinc	F81004-5	2	
32	Washer, 13 Zinc Flat	F81056-1	4	
33	Nut, M12-8 Hex Nylon Zinc Lock	F81034-2	2	
34	Bolt, M10x75-8.8-Hex Head Zinc	F81003-15	4	
35	Screw, M6x20- 4.8-B Fe/Zn5 PN-85/M-8220	F81001-31	2	

SECTION 10 CABLE CHAIN ASSEMBLIES, REMOTE

10.1 Power Feed Cable Chain Assembly

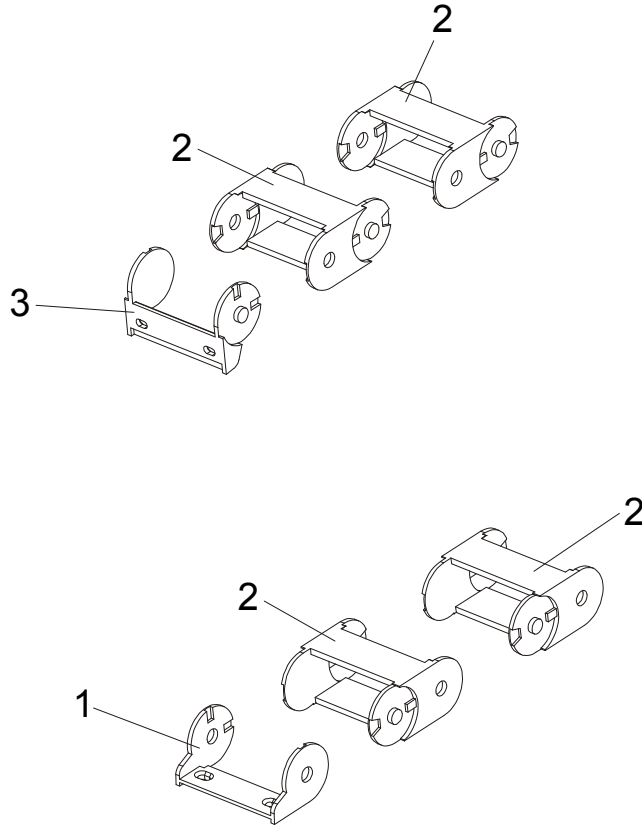


REF	DESCRIPTION (◆ Indicates Parts Available In Assemblies Only)	PART #	QTY.	
POWER FEED CABLE CHAIN ASSEMBLY				
1	Tray, Cable Chain Support	093194-1	1	
2	Cable Chain, Complete	089420	1	
3	Screw, M8x25 Zinc Countersunk Head	F81002-51	4	
4	Washer, 8.4 Exterior Star	F81054-3	2	
5	Nut, M8-8-B Zinc Hex Nylon Lock	F81032-2	2	
6	Bolt, M10x140-4.8 Zinc Carriage Head	F81003-14	10	
7	Nut, M10-8-B Zinc Hex Nylon Lock	F81033-1	10	
8	Bolt, M10X45MM, Hex Head, Full Thrd, Zinc	F81003-3	1	
9	Washer, 10.5 Zinc Flat	F81055-1	8	

10**Cable Chain Assemblies, Remote***Power Feed Cable Chain Assembly*

	Wires Guard, Complete	089310	1	
10	Guard, Wires	089306-1	1	
11	Plate, Guard Top	089308-1	1	
12	Screw, #10-24 x 1/2 Self-Tapping	F05015-7	2	
13	Screw, M6 x 20-4.8 Zinc Hex Head	F81001-31	2	
14	Bolt, M6 x 12-8.8 Zinc Hex Head	F81001-7	2	
15	Washer, 6.4 Zinc Flat	F81053-1	4	
16	Nut, M6, Hex, Nylon Lock Zinc	F81031-2	2	

10.2 Power Feed Cable Chain



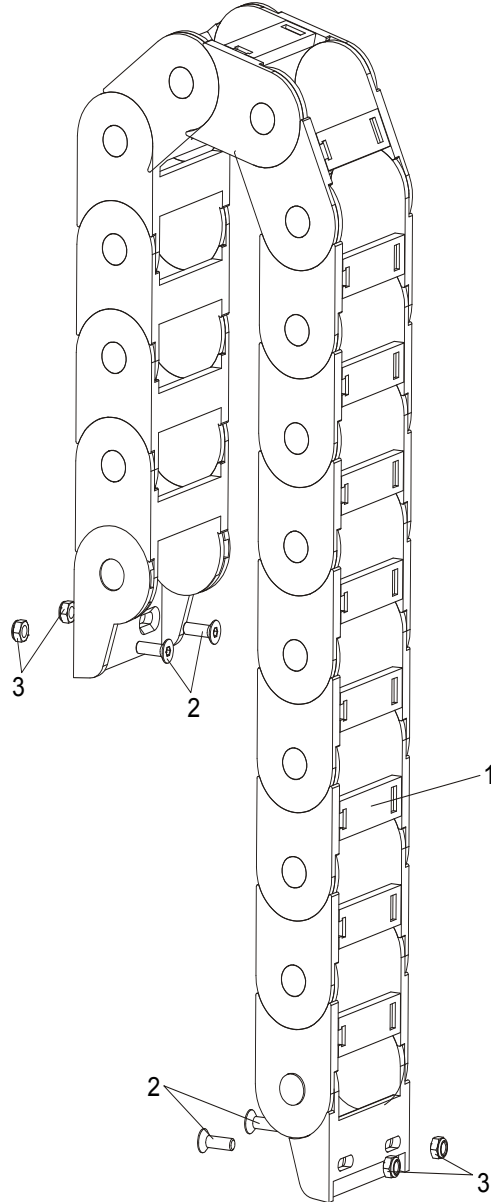
REF	DESCRIPTION (◆ Indicates Parts Available In Assemblies Only)	PART #	QTY.	
	CABLE CHAIN, COMPLETE	089420	1	
1	Link, IGUS 3115.12PZ Cable Chain Mount w/Hole	089423	1	◆
2	Link, Cable Chain	089421	55	
3	Link, IGUS 3115.12PZ Cable Chain Mount w/Post	089422	1	

10

Cable Chain Assemblies, Remote

Up/Down Cable Chain

10.3 Up/Down Cable Chain



REF	DESCRIPTION (◆ Indicates Parts Available In Assemblies Only)	PART #	QTY.
	UP/DOWN CABLE CHAIN ASSEMBLY		
1	Cable Chain, 27.07.063	088048	1
2	Screw, M6x20-10.9 Zinc (DIN-7991)	F81001-17	4
3	Nut, M6-8-B Zinc Hex Nylon Lock	F81031-2	4