

Wood-Mizer®

Parts Manual

LT40 Series AH

rev. D8.02



Safety is our #1 concern! Read and understand all safety information and instructions before operating, setting up or maintaining this machine.

Form #921

Table of Contents

Section-Page

SECTION 1	GENERAL INFORMATION	1-1
1.1	How To Use The Parts List	1-1
1.2	Sample Assembly	1-1
SECTION 2	BLADE GUIDE ROLLERS & ARM	2-1
2.1	Blade Guide Assembly, Idle Side (Standard).....	2-1
2.2	Idle Side Blade Guide Assembly, Optional (LMS).....	2-3
2.3	Blade Guide Assembly, Drive Side.....	2-5
2.4	Blade Guide Arm & Rollers	2-7
2.5	Blade Guide Arm Drive Assembly.....	2-8
SECTION 3	BLADE WHEELS & TENSIONER	3-1
3.1	Blade Drive Assembly, LT40 Series AH	3-1
3.2	Idle Blade Wheel Assembly	3-3
3.3	Hydraulic Blade Tensioner Assembly.....	3-4
SECTION 4	SAW HEAD	4-1
4.1	Middle Throat Screw	4-1
4.2	Water Lube Solenoid Valve (Not Available in EC Version)	4-1
4.3	Board Return Assembly	4-2
4.4	Water Lube Assembly	4-4
4.5	LT40AC Saw Head Decals	4-6
4.6	Blade Housing Covers	4-8
4.7	Drive Belt Covers	4-10
4.8	Sawdust Chute.....	4-11
SECTION 5	CONTROL & BATTERY BOXES	5-1
5.1	Control Assembly, LT40 Series A	5-1
5.2	Control Assembly, LT70 AH	5-3
5.3	Control Box Bracket.....	5-5
5.4	Drum Switches	5-6
5.5	Circuit Breakers.....	5-7
SECTION 6	UP/DOWN SYSTEM	6-1
6.1	Saw Head V-Brace Mount.....	6-1
6.2	Blade Height Scale	6-2
6.3	Up/Down Chain & Sprockets.....	6-4
6.4	Up/Down Motor Assembly, LT40 Series AH.....	6-6
6.5	Up/Down Drive Assembly	6-7
6.6	Safety Switches	6-8

Table of Contents

Section-Page

SECTION 7	POWER FEED & TRACK ROLLERS	7-1
7.1	Upper Track Rollers And Wipers.....	7-1
7.2	Power Feed Assembly, LT40 Series AH.....	7-2
7.3	Feed Chain/Stop	7-4
7.4	Lower Track Rollers	7-6
SECTION 8	BED FRAME ASSEMBLY	8-1
8.1	Bed Rail Assembly, Front (S/M Type Frame)	8-1
8.2	Bed Rail Assembly, Rear (S/M Type Frame)	8-2
8.3	Bed Rail Assembly, Front Middle (S/M Type Frame).....	8-3
8.4	Bed Rail Assembly, Rear Middle	8-4
8.5	Clamp Mount Assembly, Front (AH5/7)	8-5
8.6	Clamp Mount Assembly, Rear (AH5/7)	8-7
8.7	Leg, Stationary	8-9
8.8	Board Removal Assembly, "M" Frame Sawmills with A/DH1-3 Hydraulics (Option)	8-11
8.9	Board Removal Assembly, Portable "M" Frame Sawmills with A/DH1-3 Hydraulics (Option)	8-13
8.10	Table, M Frame Sawmill with A/DH4-7 Hydraulics (Option)	8-15
8.11	Board Return Table, Board Removal Assembly, "M" Frame Sawmills with A/DH1-3 Hydraulics (Option).....	8-16
8.12	Board Removal Assembly, Portable "M" Frame Sawmills with A/DH1-3 Hydraulics (Option)	8-18
8.13	Board Return Table, Stationary "M" Frame Option	8-20
8.14	Board Return Table (LT40M A/DH4-7 Option)	8-23
8.15	Board Return Assembly - LT40S Long Table	8-26
8.16	Long Table	8-28
8.17	Board Return Assembly w/Dual Table (Option for LT40M-ST)	8-30
8.18	Board Return Assembly w/Dual Table, AH4-7/DH4-7 (Option for LT40M-ST)	8-31
8.19	Pivot Bed Rail Assembly.....	8-32
8.20	Bed Rail Assembly, Optional End.....	8-34
8.21	Log Side Support Assembly (Manual)	8-35
8.22	Remote Equipment for Installation on a Wall (Cutting Length of 6.5 m)	8-37
8.23	Remote Equipment for Installation on a Wall (Cutting Length of 6.5-10 m)	8-38
8.24	Guide Rail Support Post	8-39
8.25	4-Post Remote Set	8-41
8.26	5-Post Remote Set	8-42
8.27	Tie Down Chain Assembly	8-43
8.28	Saw Head Rest Pin Assembly	8-43
8.29	Saw Head Rest Pin Assembly	8-44
8.30	Bed Frame Decals	8-45

Table of Contents

Section-Page

SECTION 9 HYDRAULIC SYSTEM		9-1
9.1	Hydraulic Hoses, LT40 Series AH	9-1
	Protective Conduits, LT40 Series AH Hydraulic Hoses	
9.2	Hydraulic Control Box, LT40/70 AH-7 (Option)	9-3
9.3	Hydraulic Control Box, LT20/40/70 AC 11-Section (Option)	9-5
9.4	Hydraulic Hose Kit, AH "M" Frame Sawmills MBX12/24H1-6	9-8
9.5	Hydraulic Hose Hanger Kit, "M" Frame (AH1-3) MBX12/24H1-4	9-9
9.6	Hydraulic Hose Hanger Kit, "M" Frame (AH4-7) MBX12/24H5-6	9-10
9.7	Hydraulic Control Box, 16-Section LT20/40/70AC	9-11
9.8	Hydraulic Control Box, 10-Section LT20/40/70AC	9-14
9.9	Hydraulic Control Box, LT40 Series AH3	9-17
9.10	Hydraulic Control Box, LT40 Series AH5/7	9-20
9.11	Hydraulic Power Supply Strip	9-23
9.12	Hydraulic Log Loader	9-25
9.13	Hydraulic Log Loader, Extended for "S", "M" and "M Super" Frames with 2.5 t. and 2.6 t.	
trailer	9-27
9.13	9-27
9.13	9-27
9.14	Hydraulic Log Turner	9-29
9.15	Hydraulic Log Side Supports	9-31
9.16	Hydraulic Log Clamp - Main	9-33
9.17	Hydraulic Pull-Down Clamp	9-35
9.18	Hydraulic Toe Board	9-37
9.19	Power Toe Roller (Option)	9-38

SECTION 1 GENERAL INFORMATION

1.1 How To Use The Parts List

- Use the index above to locate the assembly that contains the part you need.
- Go to the appropriate section and locate the part in the illustration.
- Use the number pointing to the part to locate the correct part number and description in the table.
- Parts shown indented under another part are included with that part.
- Parts marked with a diamond (◆) are only available in the assembly listed above the part.

See the sample table below. Sample Part #A01111 includes part F02222-2 and subassembly A03333. Subassembly A03333 includes part S04444-4 and subassembly K05555. The diamond (◆) indicates that S04444-4 is not available except in subassembly A03333. Subassembly K05555 includes parts M06666 and F07777-77. The diamond (◆) indicates M06666 is not available except in subassembly K05555.

1.2 Sample Assembly				
REF.	DESCRIPTION (◆ Indicates Parts Available In Assemblies Only)	PART #	QTY	
	Sample Assembly, Complete (Includes All Indented Parts Below)	A01111	1	
1	Sample Part	F02222-22	1	
	Sample Subassembly (Includes All Indented Parts Below)	A03333	1	
2	Sample Part (◆ Indicates Part Is Only Available With A03333)	S04444-4	1	◆
	Sample Subassembly (Includes All Indented Parts Below)	K05555	1	
3	Sample Part (◆ Indicates Part Is Only Available With K05555)	M06666	2	◆
4	Sample Part	F07777-77	1	

To Order Parts:

- From Europe call our European Headquarters and Manufacturing Facility in Kolo, Poland at **+48-63-2626000**. From the continental U.S., call our toll-free Parts hotline at **1-800-525-8100**. Have your customer number, vehicle identification number, and part numbers ready when you call. From other international locations, contact the Wood-Mizer distributor in your area for parts.

Office Hours:

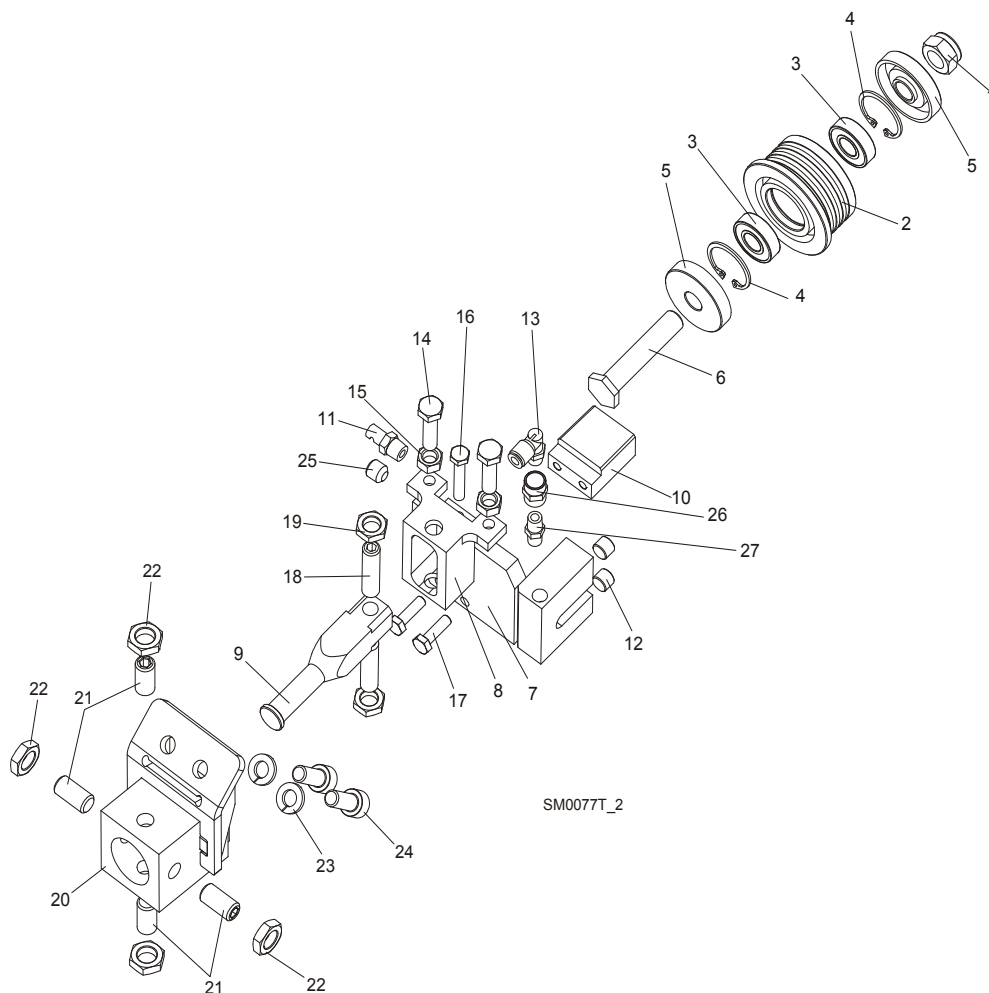
Country	Monday - Friday	Saturday	Sunday
Poland	7-15	Closed	Closed
US	8 a.m.- 5 a.m.	8 a.m.- 12 p.m.	Closed



CAUTION! It is strongly recommended that only original spare parts be used.

SECTION 2 BLADE GUIDE ROLLERS & ARM

2.1 Blade Guide Assembly, Idle Side (Standard)



REF.	DESCRIPTION (◆ Indicates Parts Available In Assemblies Only)	PART#	QTY
	BLADE GUIDE ASSEMBLY, IDLE SIDE	092523	1
	Roller, Blade Guide Narrow w/Bearings	088261	1
	Roller, Blade Guide W/Bearings Extended (for optional use with 1 1/2" blades)	092939	1
1	Nut, M12-8 Hex Nylon Zinc Lock	F81034-2	1
2	Roller, Blade Guide Narrow	087889	1
	Roller, Blade Guide Extended (for optional use with 1 1/2" blades)	087890	1
3	Bearing, 6001 2RSR NACHI	087893	2
4	Ring, W28 Inside Retaining	F81090-9	2
5	Washer, Spacer	087891	2 (1)
	Washer, Spacer (used with the Extended Roller only) ¹	087892-1	1
6	Bolt, Blade Guide Roller Zinc-Plated	087761-1	1
	Bolt, Blade Guide Roller Zinc Plated (used with the Extended Roller only)	092940-1	1
7	Block Weldment, Nozzle Zinc-Plated	087750-1	1

Blade Guide Rollers & Arm

Blade Guide Assembly, Idle Side (Standard)

2

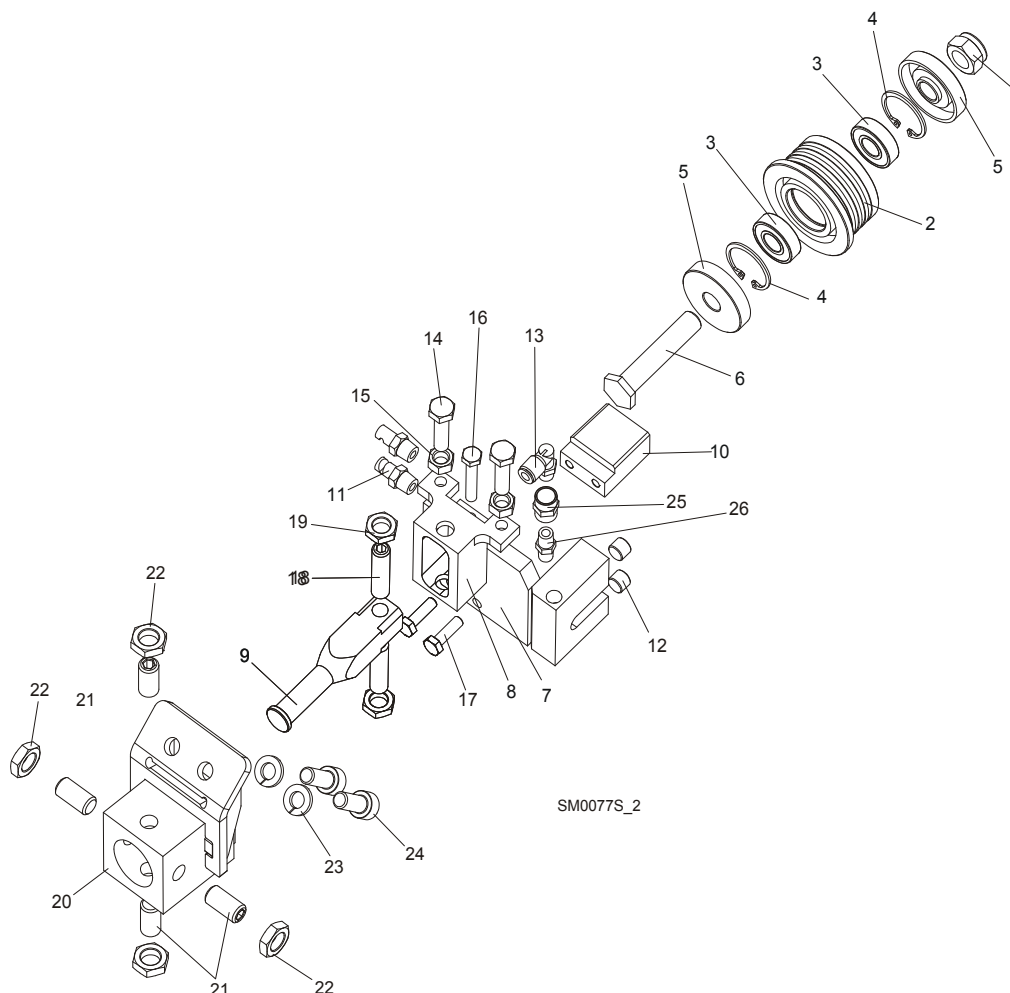
8	Block, Zinc-Plated Roller Guide Adjuster	087756-1	1	
9	Shaft, Zinc-Plated Blade Guide Mount (Narrow Roller)	088255-1	1	
	Shaft, Zinc-Plated Blade Guide Mount (Wide Roller)	501406-1	1	
10	Block, Blade Guide Zinc	096956-1	1	
11	Nozzle, Blade Water Lube Spray	016637	1	
12	Plug, M10x1 DIN 906 BN40 "BOSSARD"	F81015-3	2	
13	Fitting, 90° Elbow 1/8NPT-1/4 Tube Swivel	P09736	1	
14	Bolt, M8x30 DIN933 A2-70 Stainless Steel	F81002-27	2	
15	Nut, M8 DIN934 A2-70 Stainless Steel	F81032-7	2	
16	Bolt, M6x30 DIN933 A2-70 Stainless Steel	F81001-37	1	
17	Bolt, M6x20-8.8 Hex Head Full Thread Zinc	F81001-2	2	
18	Screw, M10x1x40 DIN913 Stainless Steel Set	F81015-2	2	
19	Nut, M10x1-04-ST-A2 ISO 8675 Thin	F81033-10	2	
20	BLOCK WELDMENT, PAINTED BLADE GUIDE MOUNT	514887-1	1	
21	SCREW, M10X1X25 DIN913 STAINLESS STEEL SET	F81015-4	4	
22	NUT, M10x1-04-ST-A2 ISO 8675 THIN	F81033-10	4	
23	WASHER, 8.2 SPLIT LOCK ZINC	F81054-4	2	
24	SCREW, M8 X 20-8.8 HEX SOCKET HEAD CAP ZINC	F81002-30	2	
25	FITTING, 1/8 NPT SOCKET PIPE PLUG	P30127	1	
26	FITTING, 1/8FPT COUPLING	P05748	1	
27	NIPPLE, 1/8 DRY SEAL	P02764	1	

¹ Used only from the flanged side of the roller.

2 Blade Guide Rollers & Arm

Idle Side Blade Guide Assembly, Optional (LMS)

2.2 Idle Side Blade Guide Assembly, Optional (LMS)



REF.	DESCRIPTION (◆ Indicates Parts Available In Assemblies Only)	PART#	QTY
	BLADE GUIDE ASSEMBLY, IDLE SIDE	087749	1
	Roller, Blade Guide Narrow w/Bearings	088261	1
	Roller, Blade Guide W/Bearings Extended (for optional use with 1 1/2" blades)	092939	1
1	Nut, M12-8 Hex Nylon Zinc Lock	F81034-2	1
2	Roller, Blade Guide Narrow	087889	1
	Roller, Blade Guide Extended (for optional use with 1 1/2" blades)	087890	1
3	Bearing, 6001 2RSR NACHI	087893	2
4	Ring, W28 Inside Retaining	F81090-9	2
5	Washer, Spacer	087891	2 (1)
	Washer, Spacer (used with the Extended Roller only) ¹	087892-1	1
6	Bolt, Blade Guide Roller Zinc-Plated	087761-1	1
	Bolt, Blade Guide Roller Zinc Plated (used with the Extended Roller only)	092940-1	1
7	Block Weldment, Nozzle Zinc-Plated	087750-1	1
8	Block, Zinc-Plated Roller Guide Adjuster	087756-1	1

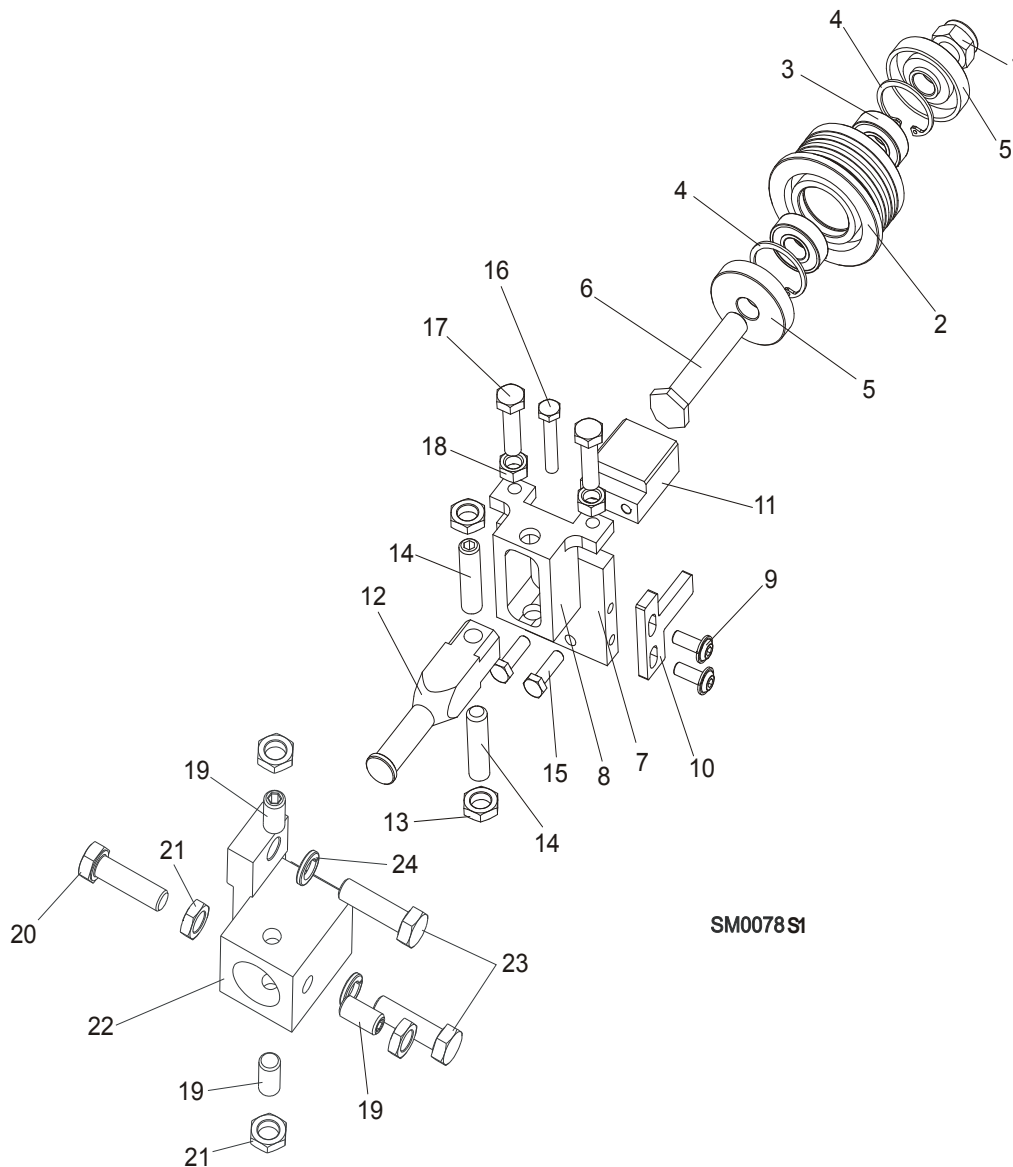
Blade Guide Rollers & Arm Idle Side Blade Guide Assembly, Optional (LMS)

2

9	Shaft, Zinc-Plated Blade Guide Mount (Narrow Roller)	088255-1	1	
	Shaft, Zinc-Plated Blade Guide Mount (Wide Roller)	501406-1	1	
10	Block, Blade Guide Zinc	096956-1	1	
11	Nozzle, Blade Lube Spray	033479	2	
12	Plug, M10x1 DIN 906 BN40 "BOSSARD"	F81015-3	2	
13	Fitting, 90° Elbow 1/8NPT-1/4 Tube Swivel	P09736	1	
14	Bolt, M8x30 DIN933 A2-70 Stainless Steel	F81002-27	2	
15	Nut, M8 DIN934 A2-70 Stainless Steel	F81032-7	2	
16	Bolt, M6x30 DIN933 A2-70 Stainless Steel	F81001-37	1	
17	Bolt, M6x20-8.8 Hex Head Full Thread Zinc	F81001-2	2	
18	Screw, M10x1x40 DIN913 Stainless Steel Set	F81015-2	2	
19	Nut, M10x1-04-ST-A2 ISO 8675 Thin	F81033-10	2	
20	BLOCK WELDMENT, PAINTED BLADE GUIDE MOUNT	514887-1	1	
21	SCREW, M10X1X25 DIN913 STAINLESS STEEL SET	F81015-4	4	
22	NUT, M10x1-04-ST-A2 ISO 8675 THIN	F81033-10	4	
23	WASHER, 8.2 SPLIT LOCK ZINC	F81054-4	2	
24	SCREW, M8 X 20-8.8 HEX SOCKET HEAD CAP ZINC	F81002-30	2	
25	FITTING, 1/8FPT COUPLING	P05748	1	
26	NIPPLE, 1/8 DRY SEAL	P02764	1	

¹ Used only from the flanged side of the roller

2.3 Blade Guide Assembly, Drive Side



SM0078S1

REF.	DESCRIPTION (◆ Indicates Parts Available In Assemblies Only)	PART#	QTY
	BLADE GUIDE ASSEMBLY, DRIVE SIDE	087748	1
	Roller, Blade Guide Narrow W/Bearings	088261	1
	Roller, Blade Guide W/Bearings Extended (for optional use with 1 1/2" blades)	092939	1
1	Nut, M12-8 Hex Nylon Zinc Lock	F81034-2	1
2	Roller, Blade Guide Narrow	087889	1
	Roller, Blade Guide Extended (for optional use with 1 1/2" blades)	087890	1
3	Bearing, 6001 2RSR NACHI	087893	2
4	Ring, W28 Inside Retaining	F81090-9	1
5	Washer, Spacer	087891	2 (1)

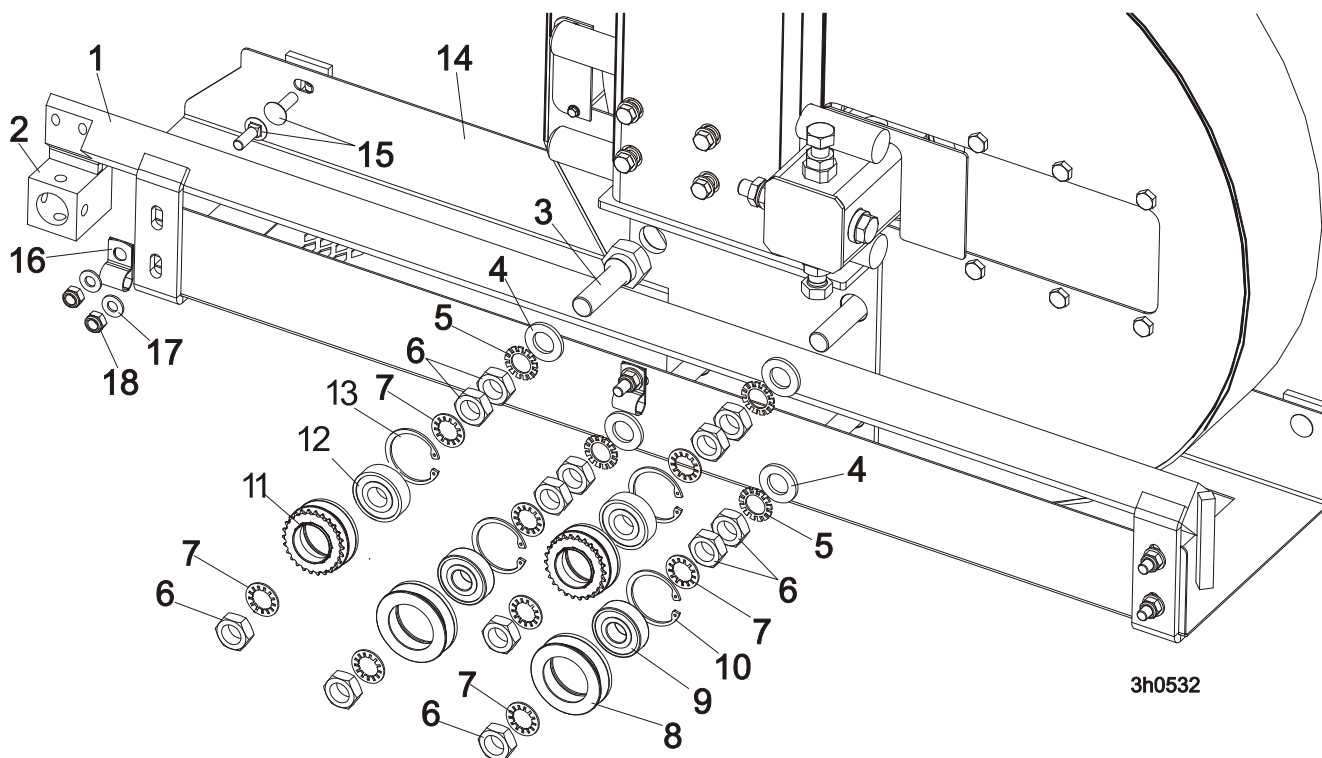
	Washer, Spacer (used with the Extended Roller only) ¹	087892-1	1	
6	Bolt, Blade Guide Roller Zinc-Plated	087761-1	1	
	Bolt, Blade Guide Roller Zinc Plated (used with the Extended Roller only)	092940-1	1	
7	Plate, Zinc-Plated Blade Guide Mounting	087753-1	1	
8	Block, Zinc-Plated Roller Guide Adjuster	087756-1	1	
9	Screw, M6x16 BN 11252 "BOSSARD"	F81001-24	2	
10	Wiper, Blade Zinc-Plated	087757-1	1	
11	Block, Blade Guide Zinc	096956-1	1	
12	Shaft, Zinc-Plated Blade Guide Mount (Narrow Roller)	088255-1	1	
	Shaft, Zinc-Plated Blade Guide Mount (Wide Roller)	501406-1	1	
13	Nut, M10x1-04-ST-A2 ISO 8675 Thin	F81033-10	2	
14	Screw, M10x1x40 DIN913 Stainless Steel Set	F81015-2	2	
15	Bolt, M6x20-8.8 Hex Head Full Thread Zinc	F81001-2	2	
16	Bolt, M6x30 DIN933 A2-70 Stainless Steel	F81001-37	1	
17	Bolt, M8x30 DIN933 A2-70 Stainless Steel	F81002-27	2	
18	Nut, M8 DIN934 A2-70 Stainless Steel	F81032-7	2	
19	Screw, M10X1X20 DIN913 Stainless Steel Set	F81015-1	3	
20	BOLT, M10X1X25 DIN 933 STAINLESS STEEL	F81003-28	1	
21	NUT, M10x1-04-ST-A2 ISO 8675 THIN	F81033-10	4	
22	BLOCK WELDMENT, BLADE GUIDE MOUNT	087744	1	
23	BOLT, M10X35-8.8 HEX HEAD FULL THREAD ZINC	F81003-17	2	
24	WASHER, 10.2 SPLIT LOCK ZINC	F81055-2	2	

¹ Used only from the flanged side of the roller

2 Blade Guide Rollers & Arm

Blade Guide Arm & Rollers

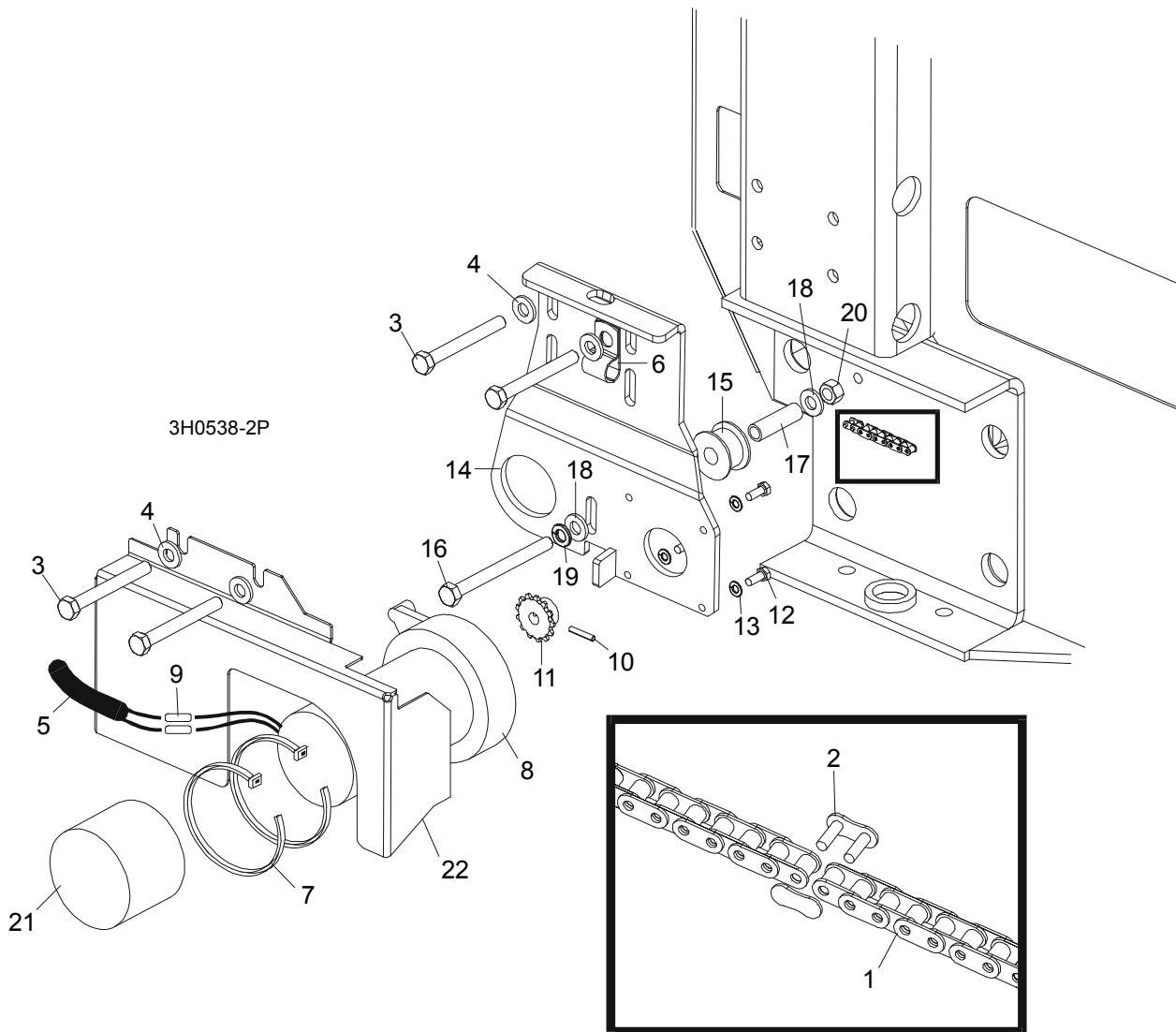
2.4 Blade Guide Arm & Rollers



REF.	DESCRIPTION (◆ Indicates Parts Available In Assemblies Only)	PART #	QTY	
1	BLADE GUIDE ARM WELDMENT	505934-1	1	
2	BLOCK WELDMENT, PAINTED BLADE GUIDE MOUNT	514887-1	1	
3	BOLT, BLADE GUIDE ARM ROLLER CAM	086508-1	4	
	BOLT, BLADE GUIDE ARM ROLLER CAM /HARDWOODS	505113-1 ¹	1	
4	WASHER, 17 FLAT ZINC	F81058-1	4	
5	WASHER, 5/8" EXTERNAL STAR	F05011-26	4	
6	NUT, 5/8-18 HEX JAM	F05010-11	12	
7	WASHER, 5/8" INTERNAL STAR	F05011-25	8	
	ROLLER ASSEMBLY, BLADE GUIDE ARM WITH BEARING	093855	2	
8	Roller, Blade Guide Arm V-Groove	093856-1	1	◆
9	Bearing, 6203-2RSP6-5/8 CX	095087	1	
10	Ring, W40 Inside Retaining	F81090-3	1	
	ROLLER ASSEMBLY, BLADE GUIDE ARM WITH BEARING AND SPROCKET	501496	2	
11	Roller, Blade Guide Arm w/Sprocket	501495-1	1	◆
12	Bearing, 6203-2RSP6-5/8 CX	095087	1	
13	Ring, W40 Inside Retaining	F81090-3	1	◆
14	GUIDE, BLADE	087042-1	1	
15	BOLT, M8x20-8.8 CARRIAGE HEAD ZINC	F81002-11	7	
16	CLAMP, 1/2EMT COATED	P07584	2	
17	WASHER, 8.4 FLAT ZINC	F81054-1	7	
18	NUT, M8-8-B HEX NYLON ZINC LOCK	F81032-2	7	

¹ Mount instead of one 086508-1 bolt in LT40 saw head for hardwoods.

2.5 Blade Guide Arm Drive Assembly



REF.	DESCRIPTION (◆ Indicates Parts Available In Assemblies Only)	PART #	QTY
1	CHAIN, #25 X 20 1/4"	P09984	1
2	LINK, #25 MASTER	P09983	1
3	BOLT, 5/16-18 X 2 3/4" HEX HEAD GRADE 5	F05006-28	4
4	WASHER, 8.4 FLAT	F81054-1	4
5	TUBE, 3/8" X 1/2" NEOPRENE	R01897	0.75 m
6	CLAMP, 1/2" COATED EMT	P07584	2
7	WRAP, 1/4" X 6" TIE	F05089-1	2
	DRIVE ASSEMBLY, BLADE GUIDE ARM	091005	1
	Motor Assembly, Blade Guide Arm Replacement	A10365	1
8	Motor, Blade Guide Arm 53:1 Gear	P09698-1	1
	Housing, Klauber Motor End	P12756	1
	Gear Kit, Klauber Motor Replacement	P12569	1
	Brush Kit, Gear Motor Replacement	P12800	1

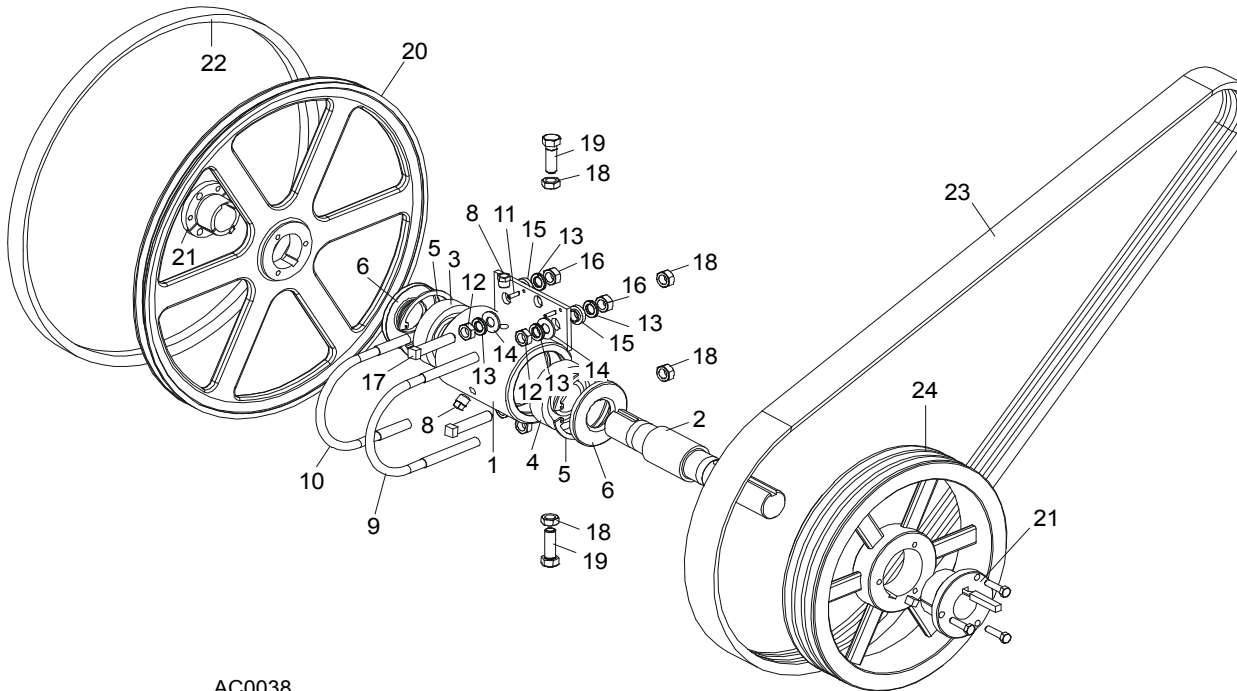
Blade Guide Rollers & Arm

Blade Guide Arm Drive Assembly

	Shaft Kit, Klauber Gear Motor Replacement	009695	1	
9	Connector, 14 Gauge Butt	F04875-1	2	
10	Pin, 1/8" X 3/4" Roll	F05012-6	1	
11	Sprocket, Gear Motor #25 14-Tooth	P09970	1	
12	Screw, #10-32 x 1/2" Hex Head	F05004-60	4	
13	Washer, 4.1 Split Lock	F81051-4	4	
	Instruction Sheet, Blade Guide Arm Motor	A10353-296	1	
14	Bracket, Blade Guide Arm Motor Mount	087994-1	1	
15	Roller, Blade Guide Arm Chain Idler	516193	1	
16	Bolt, 5/16-18 X 3 1/2" Hex Head Full Thread	F05006-3	1	
17	Bushing, 12/8-38 Zinc	516239-1	1	
18	Washer, 8.4 Flat Zinc	F81054-1	2	
19	Washer, 8.4 Split Lock	F05011-13	1	
20	Washer, 8.2 Split Lock Zinc	F81054-4	1	
21	Boot, Gear Motor Weather	023720	1	
22	COVER, BLADE GUIDE ARM MOTOR	093460-1	1	

SECTION 3 BLADE WHEELS & TENSIONER

3.1 Blade Drive Assembly, LT40 Series AH



AC0038

REF.	DESCRIPTION (◆ Indicates Parts Available In Assemblies Only)	PART #	QTY
	BEARING ASSEMBLY, BLADE WHEEL DRIVE	086291	1
1	Housing, Blade Wheel Drive Bearing	086293	1
2	Shaft, Blade Wheel Drive	086292	1
3	Bearing, Blade Wheel Drive NJ308	085939	1
4	Bearing, Blade Wheel Drive #6308	085940	1
5	Ring, 90mm Interior Retaining #117	F04254-17	2
6	Seal, Drive Bearing #CR15890	P10206	2
7	Plug, 1/4" NPT Square Head	P05498	1
8	Plug, 1/4" NPT Vented	P12868	1
9	Bolt, 1/2-13 Long U	S10207-1P	1
10	Bolt, 1/2-13 Short U	S10207-2P	1
11	Pin, 3/16" X 5/8" Roll	F05012-22	2
12	Nut, 1/2-20 Hex Jam	F05010-16	4
13	Washer, 12.2 Split Lock	F81056-2	8
14	Washer, 13 Flat Zinc	F81056-1	4
15	Spacer, .510" x .937" x .34"	S04253	4
16	Nut, 1/2-13 Hex	F05010-35	4
17	Screw, 1/2-20 x 2 1/2" Square Head Full Thread Set	F05008-110	2
18	Nut, M12-8 Hex Nylon Lock	F81034-2	4
19	Bolt, 1/2-20 x 1 1/2" Hex Head Grade 5	F05008-53	2
	Decal, Bearing End-Play	S12750	1

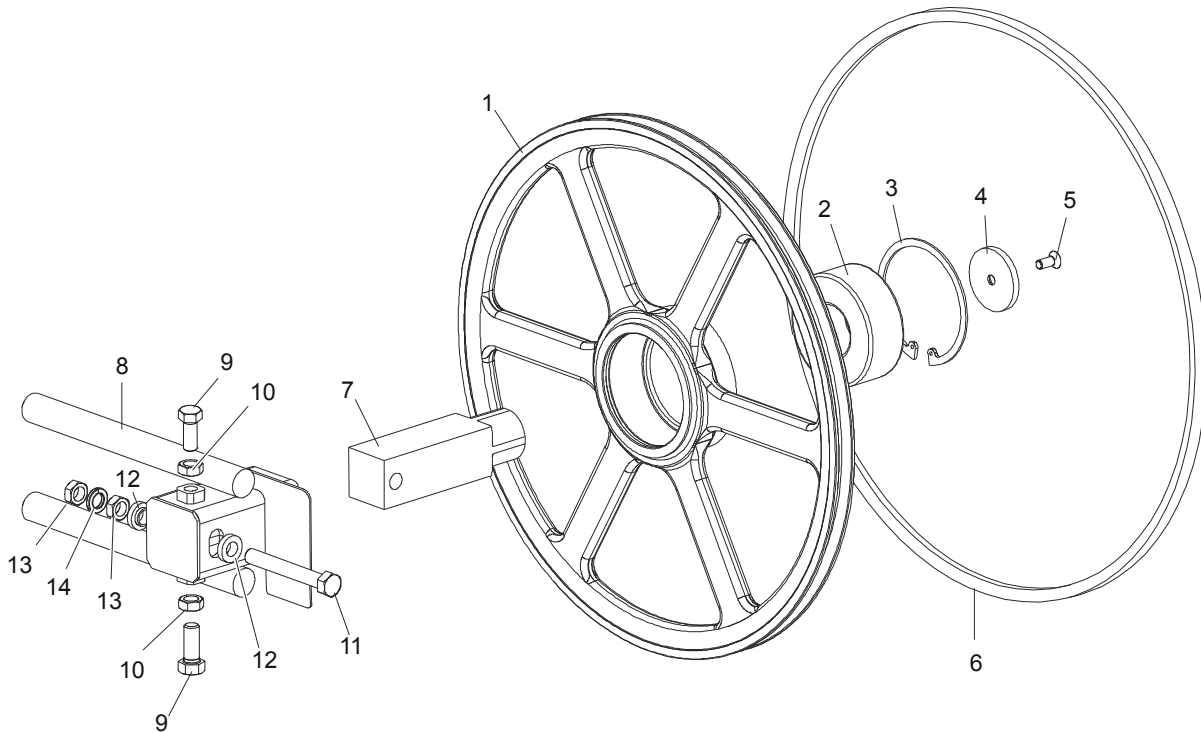
3

Blade Wheels & Tensioner

Blade Drive Assembly, LT40 Series AH

	Instruction Sheet, Bearing Retrofit	K10200-275	1	
	WHEEL KIT, DRIVE SIDE BLADE	014562	1	
20	Wheel, Drive Side Blade	016284	1	
21	Bushing, Modified 1 9/16" P1	087214	1	
	Instruction Sheet, Drive Side Blade Wheel Replacement	K12987-488	1	
22	BELT, BLADE WHEEL B57	P04185-2	1	
23	BELT, 3BX73 DRIVE (EA20, EA25)	091548	1	
24	PULLEY, 3B124 SK SPECIAL (EA20, EA25)	087203-1	1	

3.2 Idle Blade Wheel Assembly



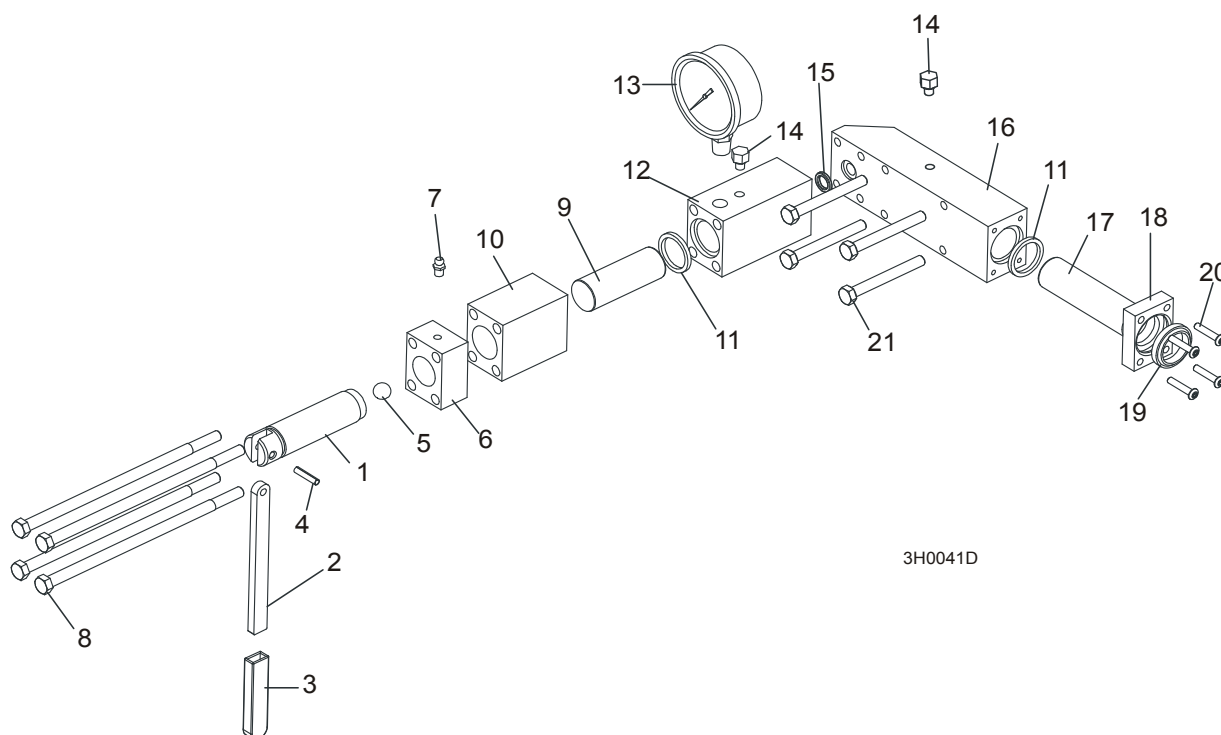
SM0241C

REF.	DESCRIPTION (◆ Indicates Parts Available In Assemblies Only)	PART #	QTY	
	WHEEL ASSEMBLY, IDLE SIDE BLADE	016120	1	
1	Wheel, Idle Side Blade	016013	1	◆
2	Bearing, Idle Side Blade Wheel 3309 B.2RSR TVH FAQ	086428	1	
3	Ring, 100mm Internal Retaining Beveled	F04254-28	1	
4	RETAINER, ZINC	095929-1	1	
5	BOLT, M10x25 -10.9- Fe/Zn5 DIN 7991	F81003-82	1	
6	BELT, B57 BLADE WHEEL	P04185-2	1	
7	SHAFT, IDLE BLADE WHEEL	095732	1	
8	HOUSING, IDLE BLADE WHEEL SHAFT	016103	1	
9	BOLT, 1/2-20 X 1 1/2" HEX HEAD GRADE 5	F05008-53	2	
10	NUT, 1/2-20 HEX JAM	F05010-16	2	
11	BOLT, M12x1.25x100-8.8 HEX HEAD FULL THREAD ZINC	F81004-41	1	
12	SPACER, 1/2" I.D. FLANGED	086769-1	2	
13	NUT, M12x1.25 8.8 THIN ZINC	F81034-5	2	
14	WASHER, Z12.2 SPLIT LOCK ZINC	F81056-2	1	

3 Blade Wheels & Tensioner

Hydraulic Blade Tensioner Assembly

3.3 Hydraulic Blade Tensioner Assembly

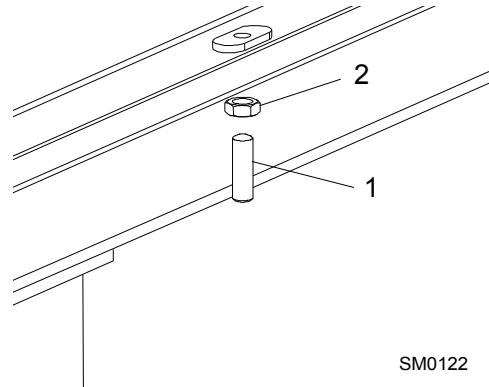


REF.	DESCRIPTION (◆ Indicates Parts Available In Assemblies Only)	PART #	QTY
	HYDRAULIC BLADE TENSIONER ASSEMBLY	A10054	1
	Handle Assembly, Hydraulic Blade Tensioner Screw	A12294	1
1	Screw, Hydraulic Blade Tensioner	S10056	1
2	Handle, Hydraulic Tensioner Screw	095930	1
3	Sleeve, Plastic Handle	P08072	1
4	Pin, 3/16" x 7/8" Roll	F05012-19	1
5	Ball, 1/2" Steel	P02720	1
6	Block, Threaded Tensioner End	S10062	1
7	Fitting, 1/4-28 Grease	P05060	1
	Instruction Sheet, Tensioner Screw	A12294-518	1
8	Bolt, 5/16-18 X 7 1/2" Hex Head Grade 5	F05006-43	4
9	Piston, Hydraulic Tensioner Front 2 3/4" Long	S10060	1
10	Block, Piston Guide	S10061	1
11	Seal, 1" Diameter	P10051	2
12	Block, Hydraulic Tensioner Gauge Mounting	S10140	1
13	Gauge, 3000 PSI	090552	1
14	Plug, Hydraulic Tensioner Fill	P10065	1
15	Ring, 5/8" X 3/32" Square "O"	P10377	1
16	Block, Rear Tensioner Piston	S10142	1
17	Piston, Hydraulic Tensioner Rear 3 5/8" Long	S10059	1
18	Block, Rear Piston End	S10089	1
19	Wiper, 1" Diameter	P10053	1
20	Bolt, #10-24 X 1" Socket Button Head	F05004-43	4

21	Bolt, 5/16-18 X 2 3/4" Hex Head Grade 5	F05006-28	4	
	Instruction Sheet, Hydraulic Tensioner Installation	A10136-272	1	

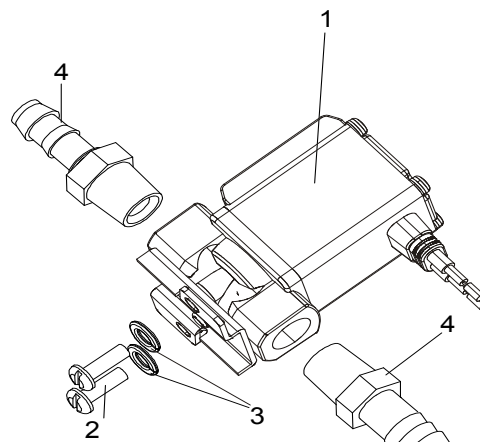
SECTION 4 SAW HEAD

4.1 Middle Throat Screw



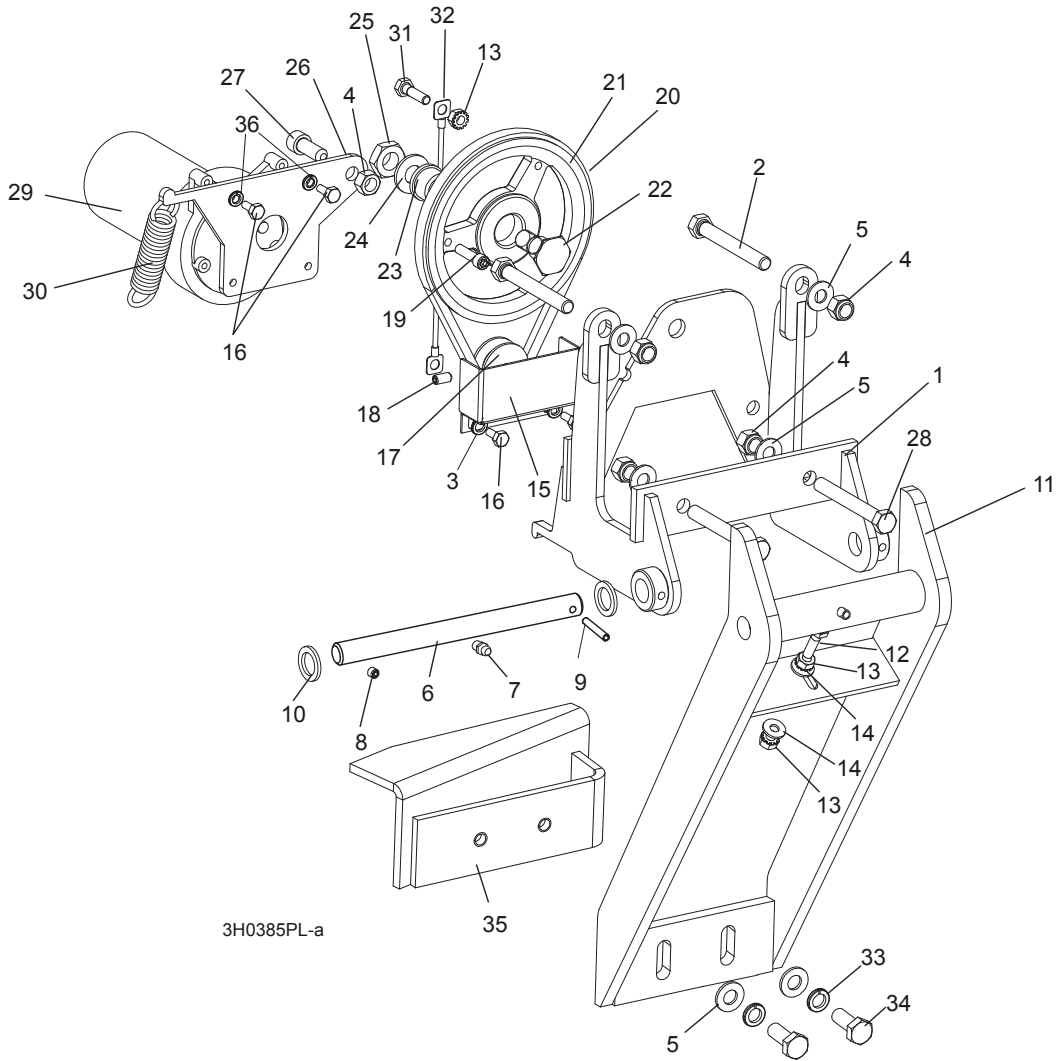
REF.	DESCRIPTION (◆ Indicates Parts Available In Assemblies Only)	PART #	QTY
1	SCREW, 3/8-16 X 1 1/4" OVAL POINT SOCKET SET	F05007-18	1
2	NUT, 3/8-16 HEX JAM	F05010-29	1

4.2 Water Lube Solenoid Valve (Not Available in EC Version)



REF.	DESCRIPTION (◆ Indicates Parts Available In Assemblies Only)	PART #	QTY
1	VALVE, WATER LUBE SOLENOID	509113	1
2	SCREW, 4MM X 12 CROSS SLOT ROUND HEAD	F05004-74	2
3	WASHER, 4.9MM SPLIT LOCK ZINC	F05011-57	2
4	FITTING, 1/4" MALE NPT 3/8" HOSE BARB	P04682	2

4.3 Board Return Assembly



REF.	DESCRIPTION (◆ Indicates Parts Available In Assemblies Only)	PART #	QTY
	RETURN ASSEMBLY, BOARD	087839-1	1
1	Mount Weldment, Board Return	087788-1	1
2	Screw, M10x70-8.8 Hex Socket Head Cap Zinc	F81003-60	2
3	Washer, 5.3 Flat Zinc	F81052-1	2
4	Nut, M10-8-B Nylon Hex Zinc Lock	F81033-1	5
5	Washer, 10.5 Flat	F81055-1	6
6	Pin Kit, Board Return Replacement Pivot	087837	1
7	Fitting, M6 Grease	086280	1
8	Screw, M6 X 8 Black Oxide Socket Head Set Cup Point	F81013-1	1
9	Pin, 5 X 30 Roll	F81044-21	1
10	Washer, 5/8" x 15/16" x .094 Nylon	F05011-19	2
11	Arm Weldment, Board Return	087838-1	1
12	Screw, 1/4-20 x 3/4" Full Thread Hex Head Cap	F05005-101	1
13	Nut, 1/4-20 Self-Locking	F05010-9	3

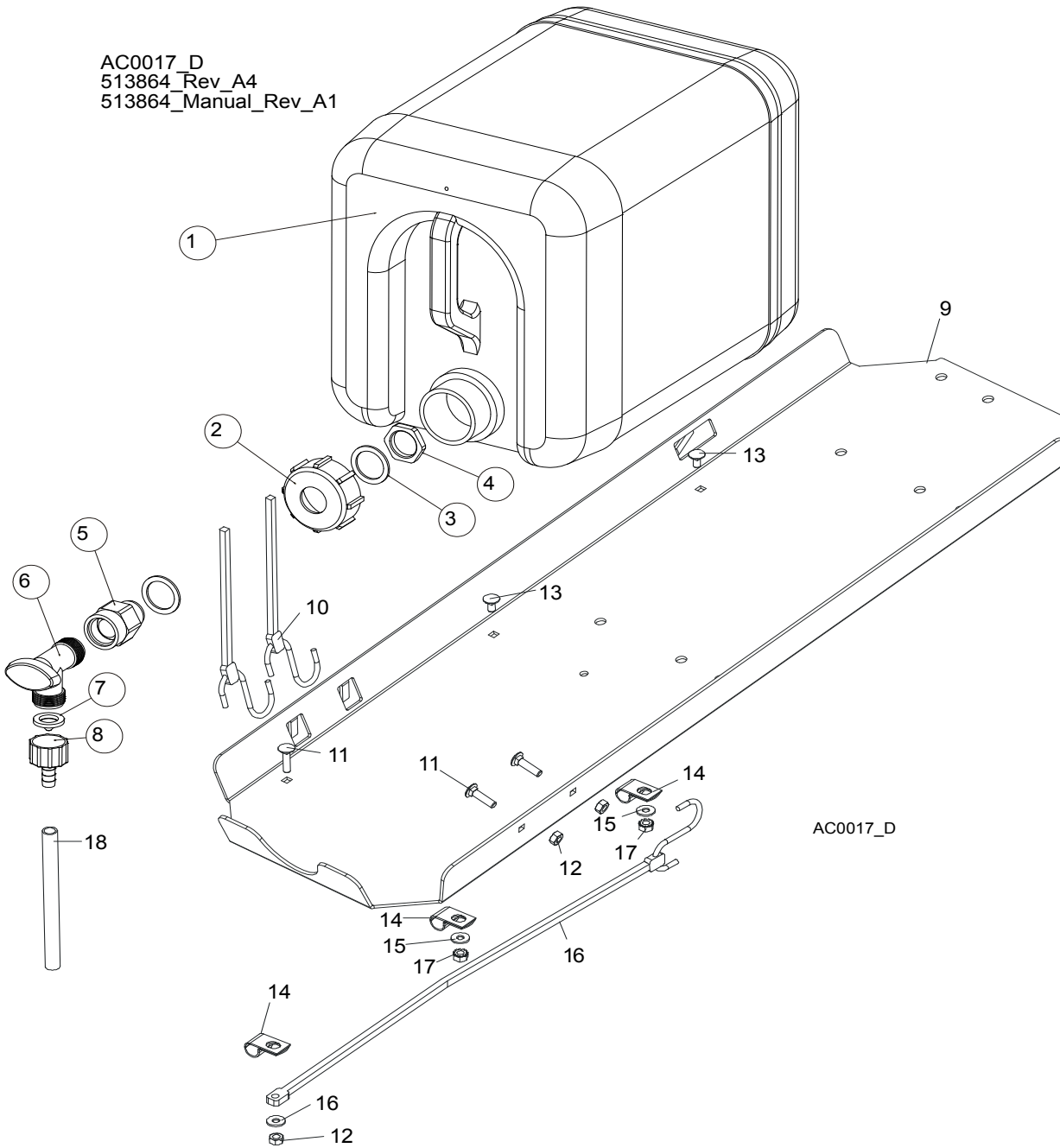
4

Saw Head**Board Return Assembly**

14	Washer, 7.4 Flat Zinc	F81056-11	2	
15	Guard, Board Return Belt Ptd	087985-1	1	
16	Screw, 10-32 x 1/2" Hex Head Machine	F05004-60	4	
17	Sheave, 1.42 x .32	015074	1	
18	Screw, 1/4-20 Socket Head Set Cup Point Nylon	F05005-55	1	
19	Screw, 1/4-20 x 1" Socket Head Cap	F05005-89	1	
20	Belt, 3L190	015477	1	
21	Sheave, OK50 x 1/2" Modified	015224	1	
22	Bolt, Idler Pulley Pivot	015221	1	
23	Bushing, 5/8" x 7/8" x 1/2" Bronze	P05135	1	
24	Washer, 13 Flat	F81056-1	1	
25	Nut, 1/2-20 Jam Nylon Lock	F05010-79	1	
26	Plate, Motor Pivot	087871	1	
27	Screw, M10 x 25-8.8 Black Oxide Socket Head Cap	F81003-32	1	
28	Bolt, M10x75-8.8 Hex Head Zinc	F81003-15	2	
29	Motor, 53:1 ASA Gear	P09698-1	1	
30	Spring, 3/4" x 2 7/8" x 12 Gauge	015479	1	
31	Bolt, 1/4-20 x 1" Hex Head Grade 5	F05005-101	1	
32	Cable, Board Return	016090	1	
33	Washer, 10.2 Split Lock Zinc	F81055-2	2	
34	Bolt, M10x20-5.8 Hex Head Full Thread Zinc	F81003-1	2	
35	Angle, Board Return	087835-1	1	
36	Washer, 5.1 Split Lock Zinc	F81052-2	2	

4.4 Water Lube Assembly

AC0017_D
513864_Rev_A4
513864_Manual_Rev_A1



REF.	DESCRIPTION (◆ Indicates Parts Available In Assemblies Only)	PART #	QTY
	BOTTLE, WATER - COMPLETE	513864	1
	BOTTLE, WATER W/NUT	513865¹	1
1	BOTTLE, WATER	513866	1
2	NUT, BOTTLE	513867	1
3	SEAL, RUBBER 35x26x2	513869	2
4	NUT, 3/4 NPT GLAND	513868	1
5	Fitting, 3/4FPT x 3/4MPT Reducer	014636	1
6	Fitting, Water Lube Shutoff Valve	014100	1

4

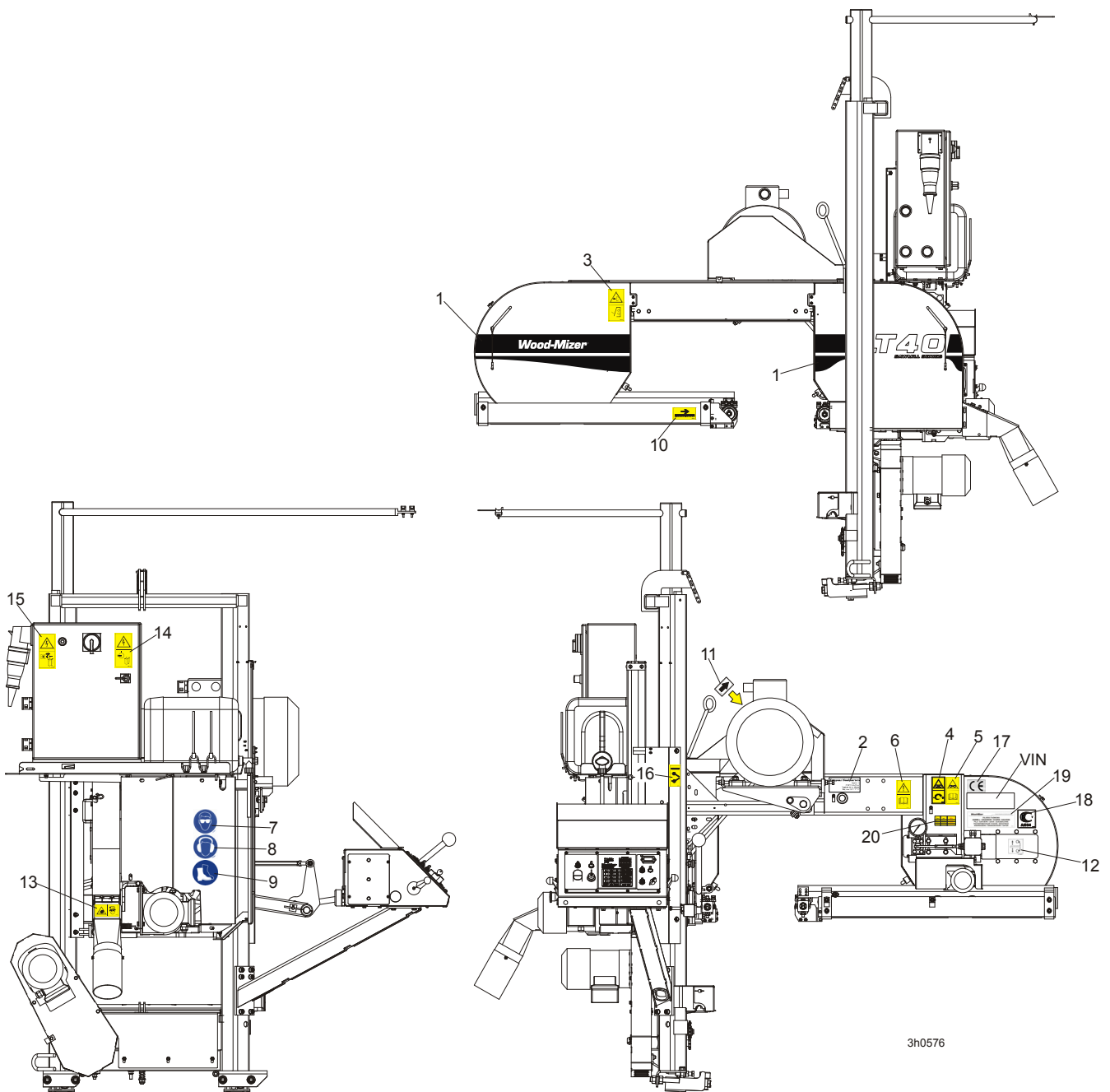
Saw Head*Water Lube Assembly*

7	FILTER, WATER LUBE	016086 ²	1	
8	FITTING, 5/8" NPT TO 3/8" HOSE BARB	014113	1	
9	TRAY, ELECTRIC BOX/WATER BOTTLE	086528-1	1	◆
10	STRAP, 20" RUBBER	P11668	2	
11	BOLT, 1/4-20 X 1" CARRIAGE HEAD	F05005-34	5	
12	NUT, 1/4-20 HEX LOCK	F05010-21	5	
13	BOLT, 1/4-20 X 1/2" CARRIAGE HEAD	F05005-33	2	
14	CLAMP, 1/2" EMT HOSE	P07584	3	
15	WASHER, 7.4 FLAT	F81056-11	3	
16	STRAP, 15" RUBBER	P07461	1	
17	NUT, 1/4-20 SELF-LOCKING	F05010-9	2	
18	TUBING, WATER LUBE 3/8" I.D.	R01885	2,1 m	

¹ The service number 513865-S includes: 513865, 513869, 513868.

² Filter recommended for Super models to prevent debris from entering water lube solenoid valve.

4.5 LT40AC Saw Head Decals



3h0576

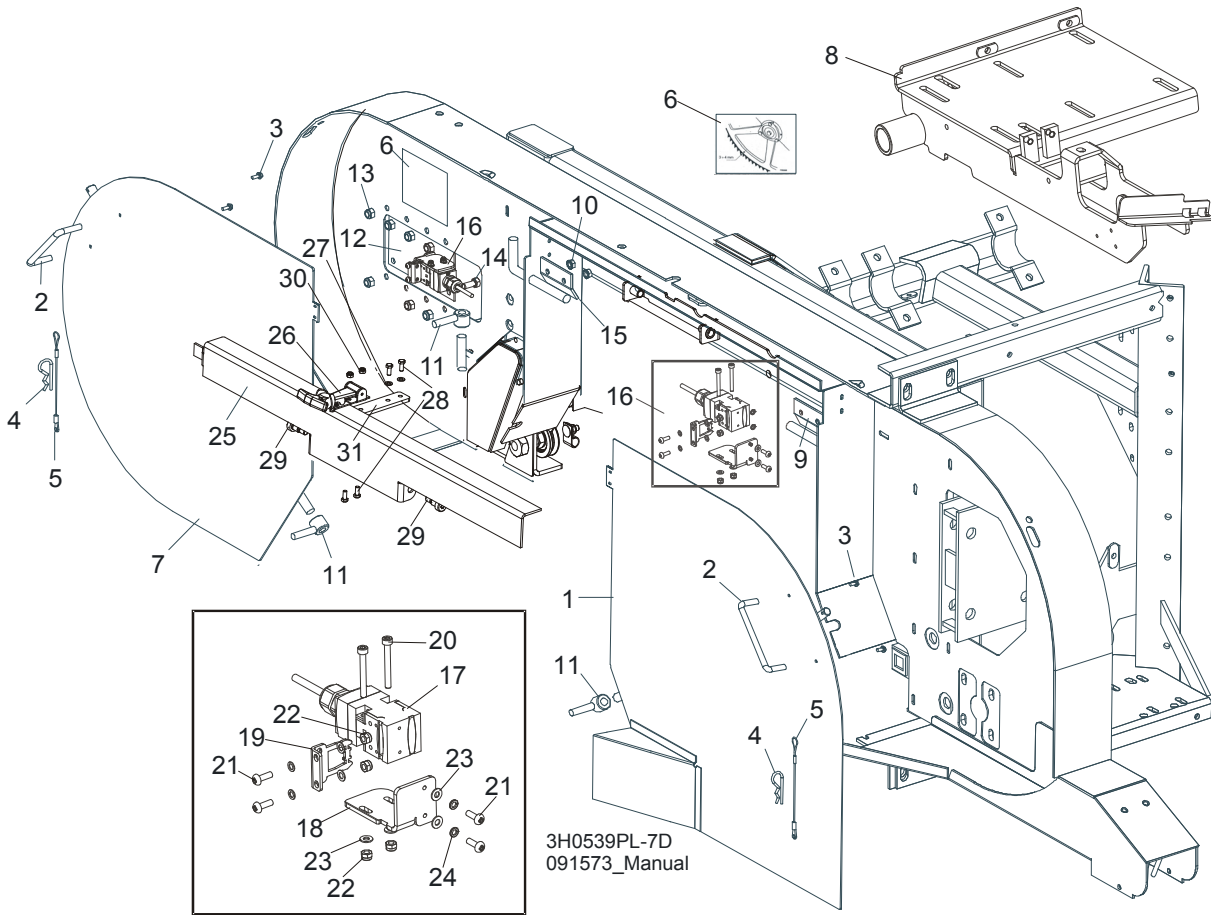
REF.	DESCRIPTION (◆ Indicates Parts Available In Assemblies Only)	PART #	QTY
1	DECAL, LT40 SERIES SAWMILL	092763	1
	PICTOGRAPHIC DECAL KIT, LT40AC	099516	1
2	DECAL, EUROPEAN HEADQUARTERS ADDRESS	015841	1
3	DECAL, SAWMILL COVERS CAUTION	099220	2
4	DECAL, BLADE TENSION (PICTOGRAM)	099219	1
5	DECAL, BLADE TENSION - INSTRUCTIONS (PICTOGRAM)	099223	1
6	DECAL, READ OPERATOR'S MANUAL (PICTOGRAM)	096317	1

4

Saw Head*LT40AC Saw Head Decals*

7	DECAL, EYE PROTECTION WARNING (PICTOGRAM)	S12004G	1	
8	DECAL, EAR PROTECTION WARNING (PICTOGRAM)	S12005G	1	
9	DECAL, USE SAFETY BOOTS (PICTOGRAM)	501465	1	
10	DECAL, BLADE MOVEMENT DIRECTION (PICTOGRAM)	096321	1	
11	DECAL, MOTOR ROTATION DIRECTION	S20097	1	
12	DECAL, BLADE ALIGNMENT	P11789	1	
13	DECAL, SAWDUST CHUTE WARNING (PICTOGRAM)	099222	1	
14	DECAL, HIGH VOLTAGE INSIDE THE ELECTRIC BOX (PICTOGRAM)	096316	2	
15	DECAL, REMOVE THE PLUG BEFORE OPENING THE BOX (PICTOGRAM)	096319	2	
16	DECAL, BLADE DRIVE WARNING (PICTOGRAM)	096315	1	
17	DECAL, CE CERTIFIED SAWMILL (SMALL)	P85070	2	
18	DECAL, RUSSIAN SAFETY CERTIFICATION	099401	1	
19	DECAL, INTERNATIONAL SAWMILL NAME	501466	1	
20	DECAL, BLADE TENSION INDICATOR ADJUSTMENT	522005	1	
	DECAL, BLADE SETTING	P85066	1	
	DECAL, KEEP AWAY DANGER, PICTOGRAM	099221	1	
	DECAL, MAX. OIL PRESSURE, PICTOGRAM	099524	1	

4.6 Blade Housing Covers



REF.	DESCRIPTION (◆ Indicates Parts Available In Assemblies Only)	PART #	QTY	
	COVER ASSEMBLY, DRIVE SIDE BLADE HOUSING WITH HANDLE	087165	1	
1	Cover Weldment, Drive Side Blade Housing	087159-1	1	◆
2	Handle, Blade Housing Cover	P08065	1	
3	Screw, #8-32 x 3/8"	F05015-8	2	
	Pin Assembly, Cover Retainer	A11881	1	
4	Pin, Safety Retainer	N/A	1	
5	Cable, 3/64" x 6" Lanyard	N/A	1	
6	DECAL, BLADE SETTING	P85066	1	
	COVER, IDLE SIDE BLADE HOUSING WITH HANDLE	086431	1	
7	Cover, Idle Side Blade Housing	086430-1	1	◆
2	Handle, Blade Housing Cover	P08065	1	
3	Screw, #8-32 X 3/8" Self-Tapping	F05015-8	2	
	Pin Assembly, Cover Retainer	A11881	1	
4	Pin, Safety Retainer	N/A	1	
5	Cable, 3/64" x 6" Lanyard	N/A	1	
8	MOUNT WELDMENT E15,E20,E25	087736-1 ¹	1	
9	HINGE, MIDDLE BLADE HOUSING COVER	S07522	1	
10	NUT, 1/4-20 SELF-LOCKING HEX	F05010-9	4	
11	NUT, COVER TURN	086365-1	2	

4

Saw Head

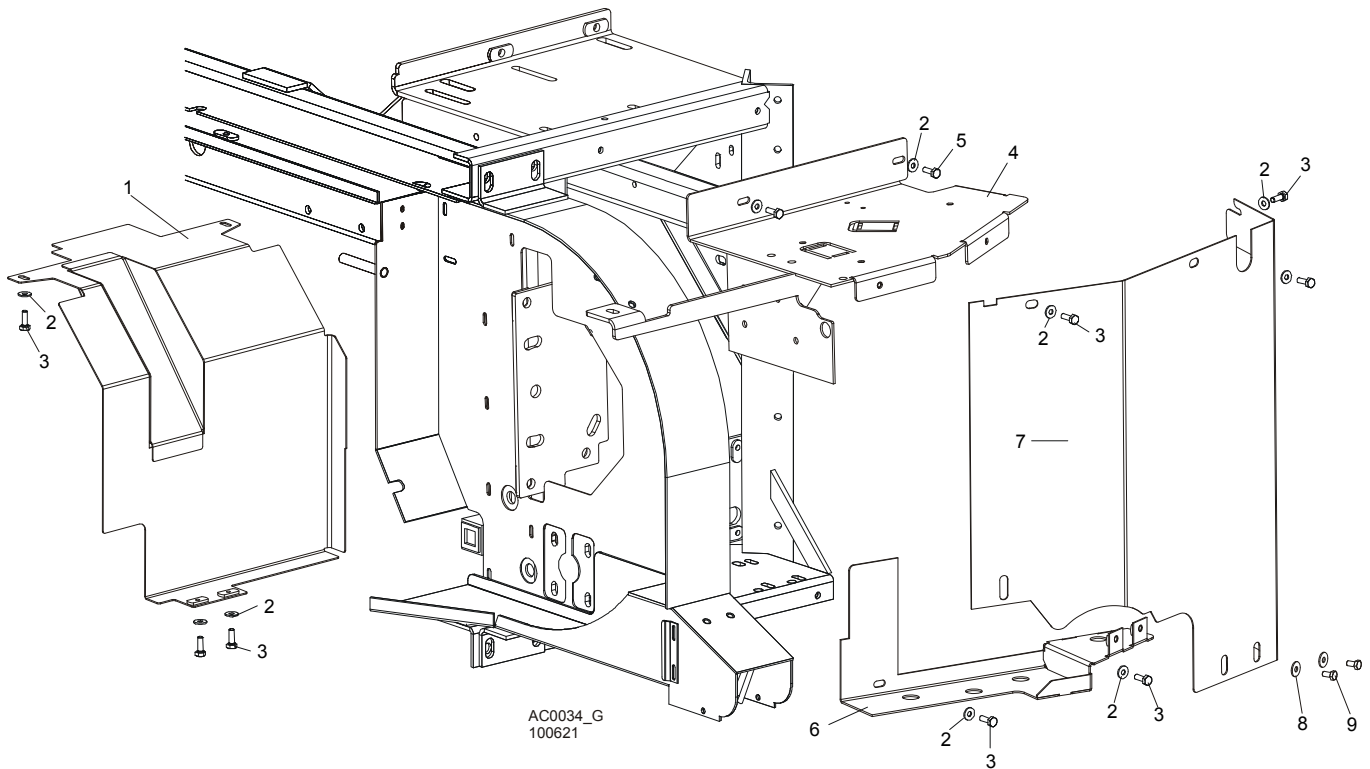
Blade Housing Covers

12	PLATE, IDLE BLADE WHEEL GUARD	086230	1	
13	NUT, 5/16-18 HEX NYLON LOCK	F05010-58	6	
14	BOLT, 5/16-18 X 3/4" HEX HEAD GRADE 2	F05006-5	6	
15	HINGE, MIDDLE BLADE HOUSING COVER	085336-1	1	
16	SWITCH ASSEMBLY, SAFETY SHUT-OFF	094301	2	
17	Safety Switch, AZ17-11ZRK	094232	2	
18	Bracket, Safety Switch Mount Painted	094300-1	2	
19	Key, AZ17/170-B5 Safety Switch	094422	2	
20	Screw, M4 x 35-8.8 Hex Socket Head Cap Zinc	F81011-34	4	
21	Screw, M4 x 12-5.8-B Slotted Countersunk Head Zinc	F81011-43	8	
22	Nut, M4-B Hex Nylon Zinc Lock	F81029-1	8	
23	Washer, Z4.1 Split Lock	F81051-1	4	
24	Washer, 4.3 Flat Zinc	F81051-2	8	
	BLADE FLAP ASSEMBLY	511645²	1	
25	BLADE COVER LT40	511116-1	1	
26	LATCH, FLEXIBLE DRAW	014829	1	
27	WASHER, 5.3 FLAT ZINC	F81052-1	2	
28	BOLT, M5 X 12-5.8 HEX HEAD FULL THREAD ZINC	F81000-5	4	
29	BOLT, 10/M8 X 12-12.9 ISO-7379	F81003-62	2	
30	NUT, M5-8 DIN985 ZINC	F81030-2	2	
31	PLATE, LT40 BLADE COVER	512570-1	1	

¹ Only LT40 AC Sawmills

² Belongs to 091573

4.7 Drive Belt Covers

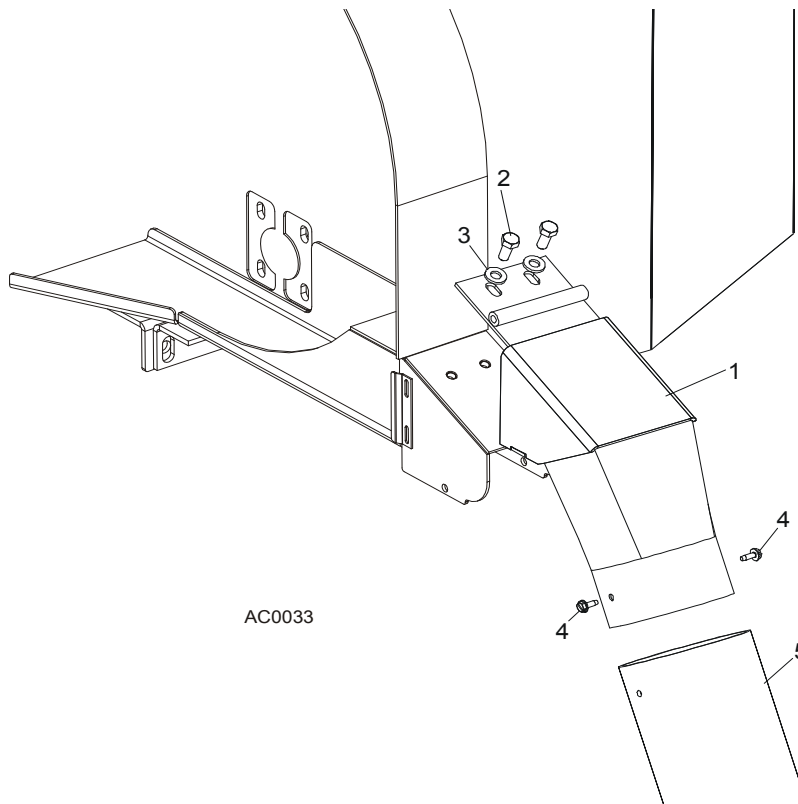


REF.	DESCRIPTION (◆ Indicates Parts Available In Assemblies Only)	PART #	QTY
1	GUARD, E15/E20/E25 BELT LOWER PAINTED	087660-1	1
2	WASHER, 6.5 SPECIAL FLAT ZINC	F81053-11	11
3	BOLT, M6 X 20-8.8 HEX HEAD FULL THREAD ZINC	F81001-2	9
4	GUARD WELDMENT, AC SAW HEAD UPPER PAINTED	086621-1	1
5	BOLT, M6 X 12-8.8 HEX HEAD FULL THREAD ZINC	F81001-7	2
	GUARD, AC SIDE PAINTED COMPLETE (WITHOUT BRAKE)	100621	1
	GUARD, AC SIDE PAINTED COMPLETE (WITH BRAKE)	100622	1
6	GUARD, AC LOWER	087525-1	1
7	GUARD, AC SIDE PAINTED (WITHOUT BRAKE)	086420-1	1
	GUARD, AC SIDE PAINTED (WITH BRAKE)	087333-1	1
8	WASHER, 6.5 SPECIAL FLAT ZINC	F81053-11	2
9	BOLT, M6 X 12-8.8 HEX HEAD FULL THREAD ZINC	F81001-7	2

4 Saw Head

Sawdust Chute

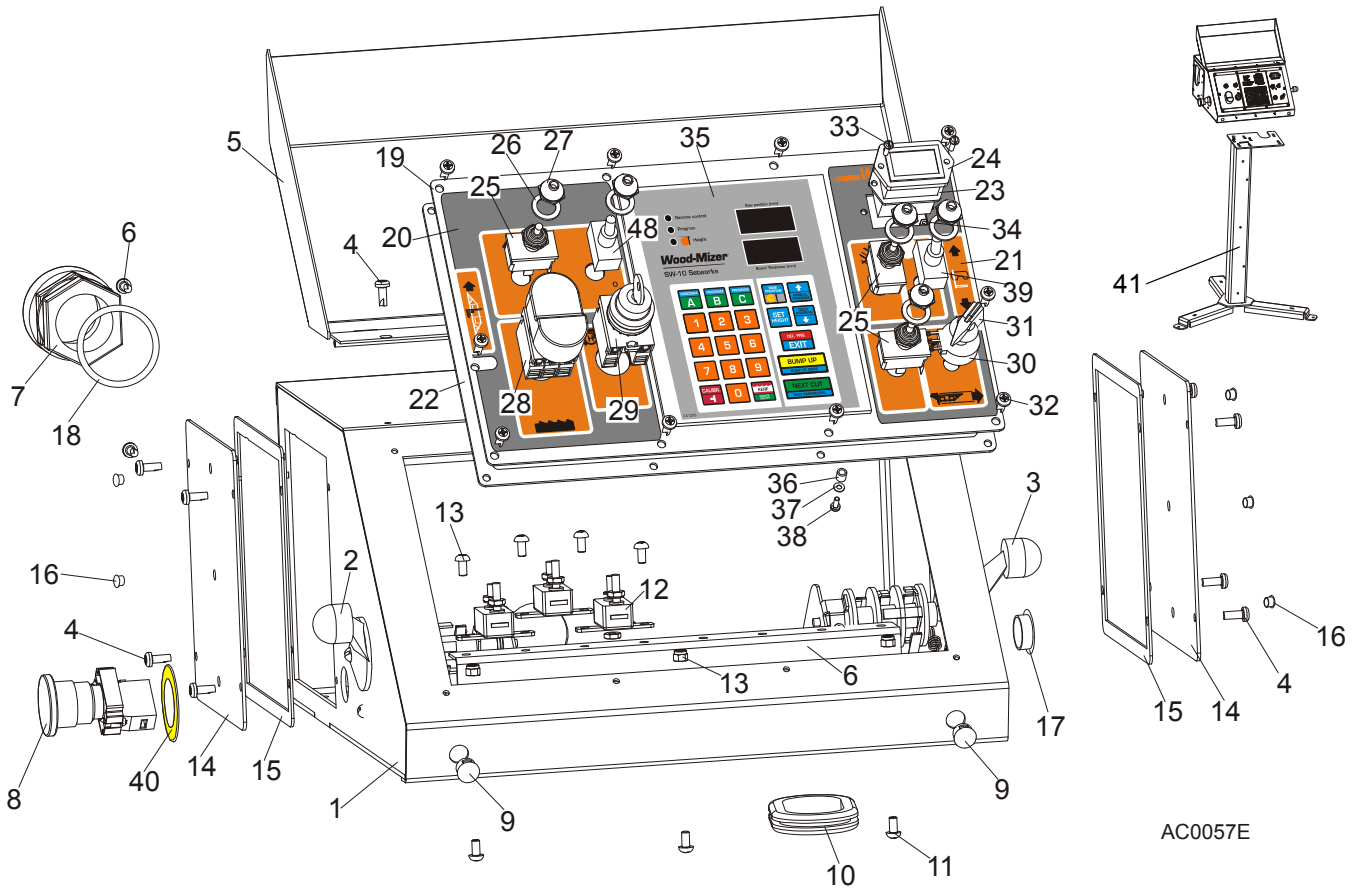
4.8 Sawdust Chute



REF.	DESCRIPTION (◆ Indicates Parts Available In Assemblies Only)	PART #	QTY
1	CHUTE, LT40 SAWDUST	501500-1	1
2	BOLT, M8x16 -8.8-B HEX HEAD FULL THREAD ZINC	F81002-20	2
3	WASHER, 8.4 FLAT ZINC	F81054-1	2
4	BOLT, #10-24 X 1/2" SELF-TAPPING	F05015-7	2
5	TUBING, 4" I.D. RUBBER	086364	0.6 m
	STRAP, 20" RUBBER W/HOOK	P11668	1
	BOLT, 1/4-20 X 1 1/4" HEX HEAD FULL THREAD	F05005-3	1
	WASHER, 7.4 FLAT ZINC	F81056-11	1
	NUT, 1/4-20 SWAGED	F05010-21	1

SECTION 5 CONTROL & BATTERY BOXES

5.1 Control Assembly, LT40 Series A

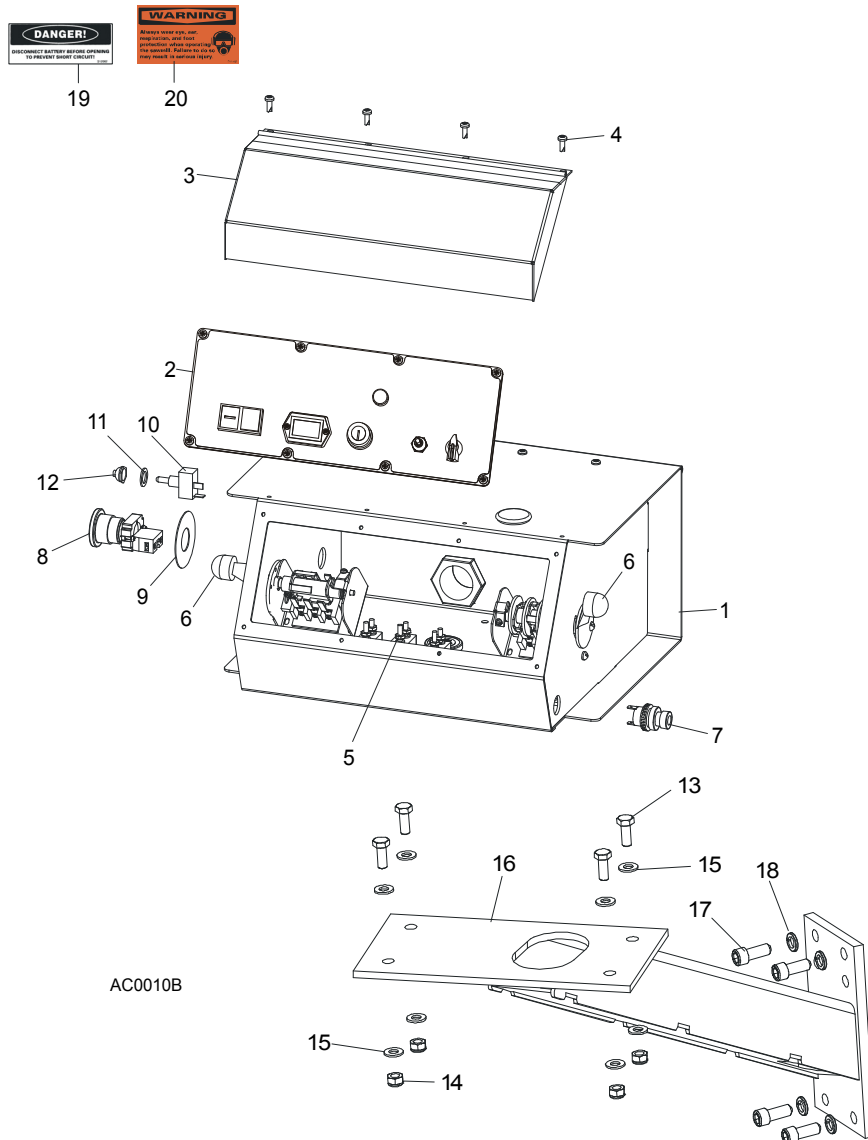


REF.	DESCRIPTION (◆ Indicates Parts Available In Assemblies Only)	PART #	QTY
	CONTROL BOX ASSEMBLY, LT40 AC	098690	1
	CONTROL BOX ASSEMBLY, LT40 AC-RC	509115	1
1	Control Box, LT40AC	099622-1	1
2	Switch, 1992GS Pwr/Feed (Service Package)	E20438	1
3	Switch, 1992 Up/Down (Service Package)	E20440	1
4	Bolt, #10-24x1/2 Ph Pan Hd, Type 23	F05015-17	12
5	Cover Weldment, LT20/40 Complete	097135-1	1
6	Rail, Circuit Breaker	015310	1
7	Connector, 1 1/4 Straight Metal Conduit	024402	1
8	Switch, XB2 BS542 Emergency Stop	086556	1
9	Switch, Speed Control	086773	2
10	Grommet, Rubber	087065	1
11	Screw, H M5x10 8.8 Zinc	F81000-13	7
12	Breaker, 15A Manual Reset	E20430	3
13	Nut, M5-8 DIN985 Zinc	F81030-2	3
	Cover, Control Box Side - Complete	086700	2

14	Cover, Control Box Side	086699-1	1	
15	Gasket, Control Box Side	015274	1	
16	Cap, SR1086 6.4 Dia. Hole	099700	6	
17	Cap, SR1086 22.2 Dia. Hole	093544	1	
18	Seal, 1 1/4 Ring LQTI w/Retainer	015430	1	
	Panel, LT40 AC Front Control Complete	098689	1	
19	Panel, LT20/40 AC Front Control	100572-1	1	
	Panel, LT40 AC Front Control	098586-1 ¹	1	
20	Decal, LT20/40 AC Control Box Left	099594	1	
21	Decal, LT40 DC Control Box Right	099596	1	
22	Gasket, LT20/40 Control Box	097132	1	
23	Gasket, Hour Meter	093346	1	
24	Meter, Hour	093166	1	
25	Switch, Toggle	024200	3	
26	Washer, 1/2x3/4x1/16 Nylon	P05251-1	5	
27	Boot, Toggle Switch	P02575	5	
28	Button, 24V Start/Stop	090452	1	
	Membrane M22-T-DD	090462	1	
29	Switch, M22 3-position Key	091361	1	
30	Potentiometer, 1k Feed Rate	E20519	1	
31	Knob, Speed Control	P06257	1	
32	Bolt, #10-24x1/2 Ph Pan Head, Type 23	F05015-17	10	
33	Bolt, M3x12 DIN85A Zinc	F81000-12	2	
34	Nut, M3-6 Nylon Zinc Lock	F81028-2	2	
35	Controller, SW-10 Setworks	500628	1	
36	Spacer, 4.2x6mm Idler	R80671-4	6	
37	Washer, 3.2 Flat Zinc	F81050-2	6	
38	Screw, M3x8-4.8 Zinc	F81000-83	6	
39	Switch, SPST On/Off 15A .25 TABS Toggle	P03027	2	
40	EMERGENCY STOP DECAL	086793	1	
41	PEDESTAL WELDMNT, LT40 CONTROL BOX	518703-1	1	

¹ Used in African version only.

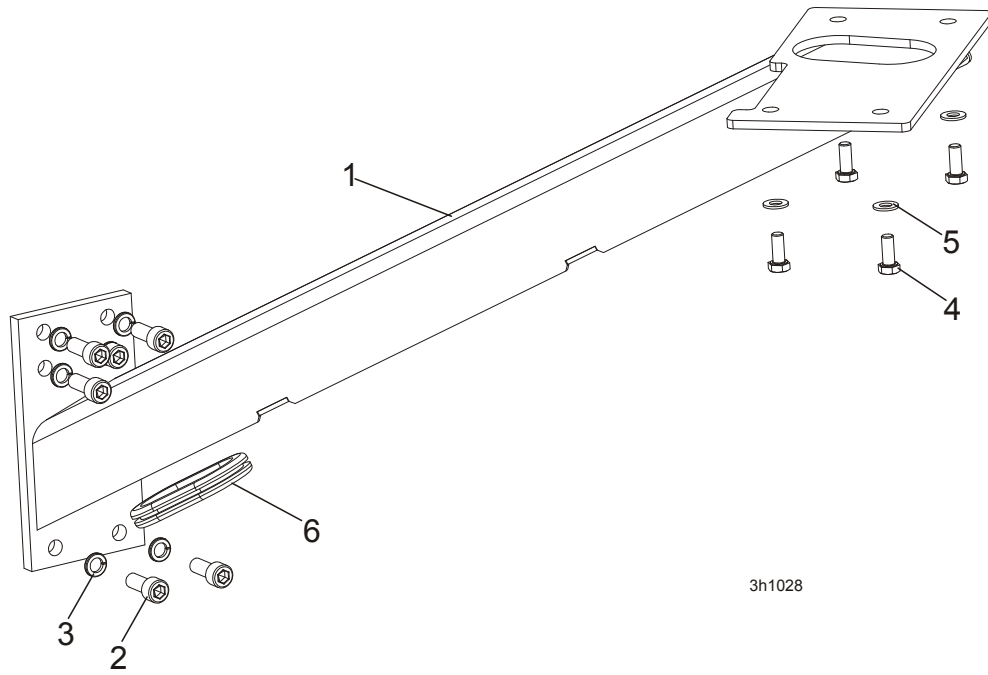
5.2 Control Assembly, LT70 AH



REF.	DESCRIPTION (◆ Indicates Parts Available in Assemblies Only)	PART #	QTY	
	CONTROL BOX ASSEMBLY, AC SUPER (EA20, EA25)	093022	1	
1	HOUSING, AC SUPER CONTROL BOX ASSEMBLY (EA20, EA25)	086546-1	1	◆
2	Front Control Panel & Wiring Harnesses (Section 5.5)			
3	Cover, Control Box Hinged	015304	1	
4	Screw, #10-24 x 1/2"	F05015-17	12	
5	Circuit Breakers (Section 5.5)			
6	Drum Switches (Section 5.3)			
7	Switch, Horn	E85118	1	
8	Switch, XB2 BS542 Emergency Stop	086556	1	
9	Washer, Emergency Stop Switch	086561	1	
10	Switch, Speed Control	086773	1	
11	Washer, 1/2" x 3/4" x 5/8" Nylon	P05251-1	1	
12	Boot, Speed Control Switch	P02575	1	
13	BOLT, M8 X 20-8.8-B HEX HEAD	F81002-4	4	

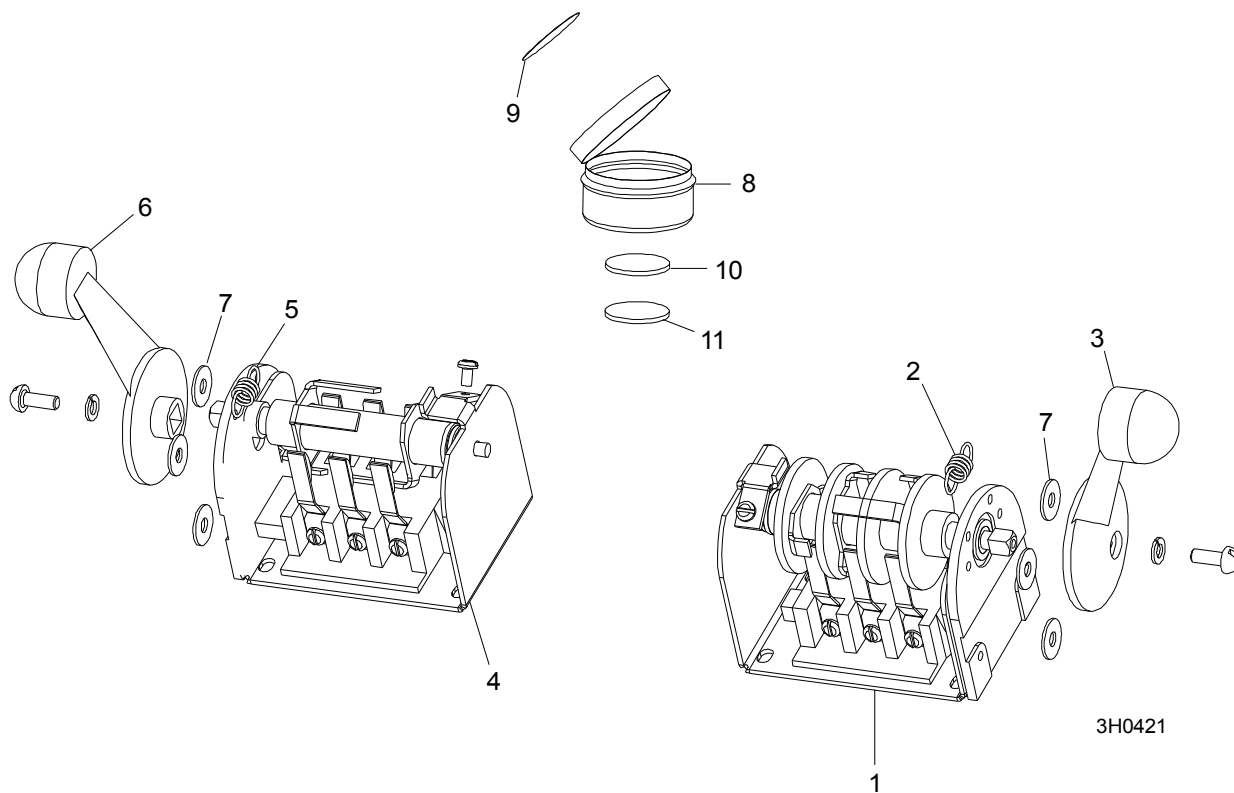
14	NUT, M8-8-B HEX NYLON ZINC LOCK	F81032-2	4	
15	WASHER, 8.4 FLAT ZINC	F81054-1	8	
16	MOUNT WELDMENT, STANDARD CONTROL BOX	086732-1	1	
17	BOLT, 3/8-16 X 1" SOCKET HEAD	F05007-52	4	
18	WASHER, 10.2 SPLIT LOCK	F81055-2	4	
19	DECAL, FRONT OUTRIGGER WARNING	015400-4	1	
20	DECAL, EAR/EYE PROTECTION WARNING	S11753-4	1	

5.3 Control Box Bracket



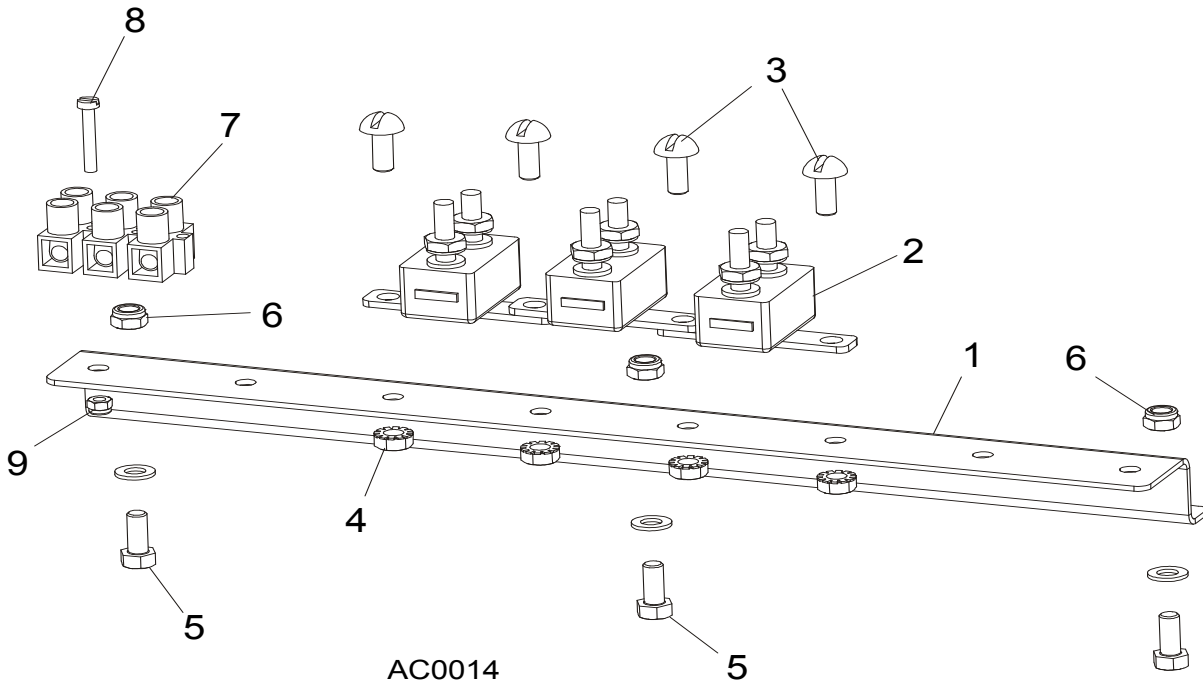
REF.	DESCRIPTION (◆ Indicates Parts Available In Assemblies Only)	PART #	QTY
1	MOUNT WELDMENT, STANDARD CONTROL BOX	086732-1	1
2	SCREW, M10x25 8.8 HEX SOCKET HEAD CAP ZINC	F81003-32	6
3	WASHER, 10.2 SPLIT LOCK ZINC	F81055-2	6
4	BOLT, M8x20-8.8-B HEX HEAD FULL THREAD ZINC	F81002-4	4
5	WASHER, 8.4 FLAT ZINC	F81054-1	4
6	GROMMET, RUBBER	087065	1

5.4 Drum Switches



REF.	DESCRIPTION (◆ Indicates Parts Available In Assemblies Only)	PART #	QTY	
	SWITCH ASSEMBLY, UP/DOWN DRUM	E20440	1	
1	Switch, S12 Bulk Drum	E20440-B	1	◆
2	Spring, Drum Switch	P12570	1	
3	Handle, Drum Switch Replacement	P12500	1	
	SWITCH ASSEMBLY, POWER FEED DRUM	E20438	1	
4	Switch, S10 Bulk Drum	E20438-B	1	◆
5	Spring, Drum Switch	P12570	1	
6	Handle, Drum Switch Replacement	P12500	1	
7	WASHER, #8 SAE FLAT	F05011-41	6	
	CUP ASSEMBLY, DRUM SWITCH GREASE	A20463	1	
8	Cup, Plastic Container	P20464	1	◆
9	Decal, Grease Cup Label	P20467	1	
10	Pad, Velcro Loop	P20466	1	◆
11	Pad, Velcro Hook	P20465	1	◆
	Grease, High Temp Drum Switch	P20468	.011ml	◆

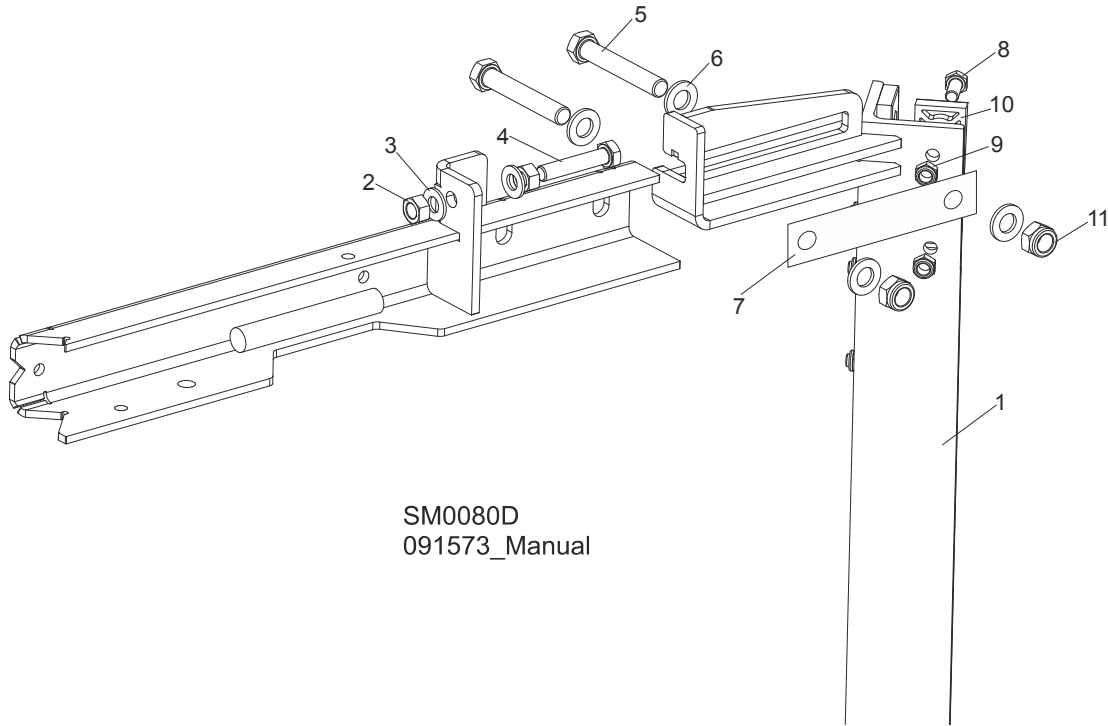
5.5 Circuit Breakers



REF.	DESCRIPTION (◆ Indicates Parts Available In Assemblies Only)	PART #	QTY
1	RAIL, CIRCUIT BREAKER	015310	1
2	BREAKER, 15 AMP MANUAL RESET	E20430	5
3	SCREW, H M5X10 8.8 ZINC	F81000-13	4
4	NUT, M5-8 DIN985 ZINC	F81030-2	4
5	BOLT, M5X12-5.8 HEX HEAD FULL THREAD ZINC	F81000-5	3
6	NUT, M5-8 DIN985 ZINC	F81030-2	3
7	STRIP, ELECTRIC WIRE	F81086-1	1
8	SCREW, M3 X 20-5.8-A	F81000-8	1
9	NUT, M3-6 HEX NYLON ZINC LOCK	F81028-2	1

SECTION 6 UP/DOWN SYSTEM

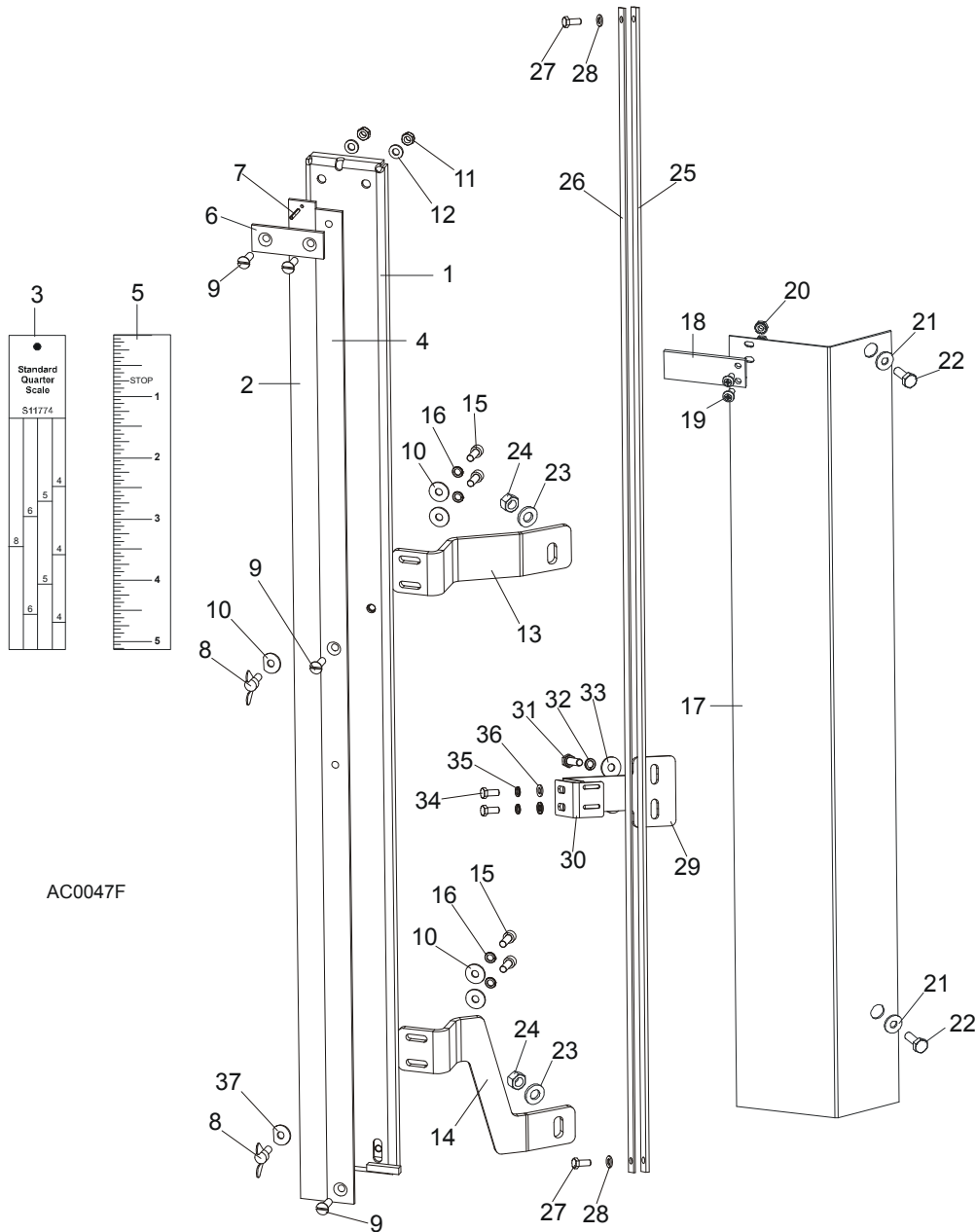
6.1 Saw Head V-Brace Mount



SM0080D
091573_Manual

REF.	DESCRIPTION (◆ Indicates Parts Available In Assemblies Only)	PART #	QTY
1	V-BRACE, SAW HEAD MOUNT	087122	1
2	NUT, M10-8-B-FE	F81033-3	2
3	WASHER, 10.5 FLAT ZINC	F81055-1	2
4	BOLT, M10X50MM,HEX HEAD FULL THRD ZINC	F81003-4	1
5	BOLT, M12 X 75-8.8 ZINC	F81004-21	2
6	WASHER, M12 , FLAT, ZINC	F81056-1	4
7	PLATE, V-BRACE WASHER	091247	2
8	BOLT, M8X20MM, HEX HEAD,GR 5.8 ZINC	F81002-4	10
9	NUT,M8-8-B,HEX,NYLON LOCK ZINC	F81032-2	12
10	PADS, DELRIN UP/DOWN SLIDE	M04096	6
11	NUT,M12-8 ,HEX,NYLON,ZINC,LOCK	F81034-2	2

6.2 Blade Height Scale

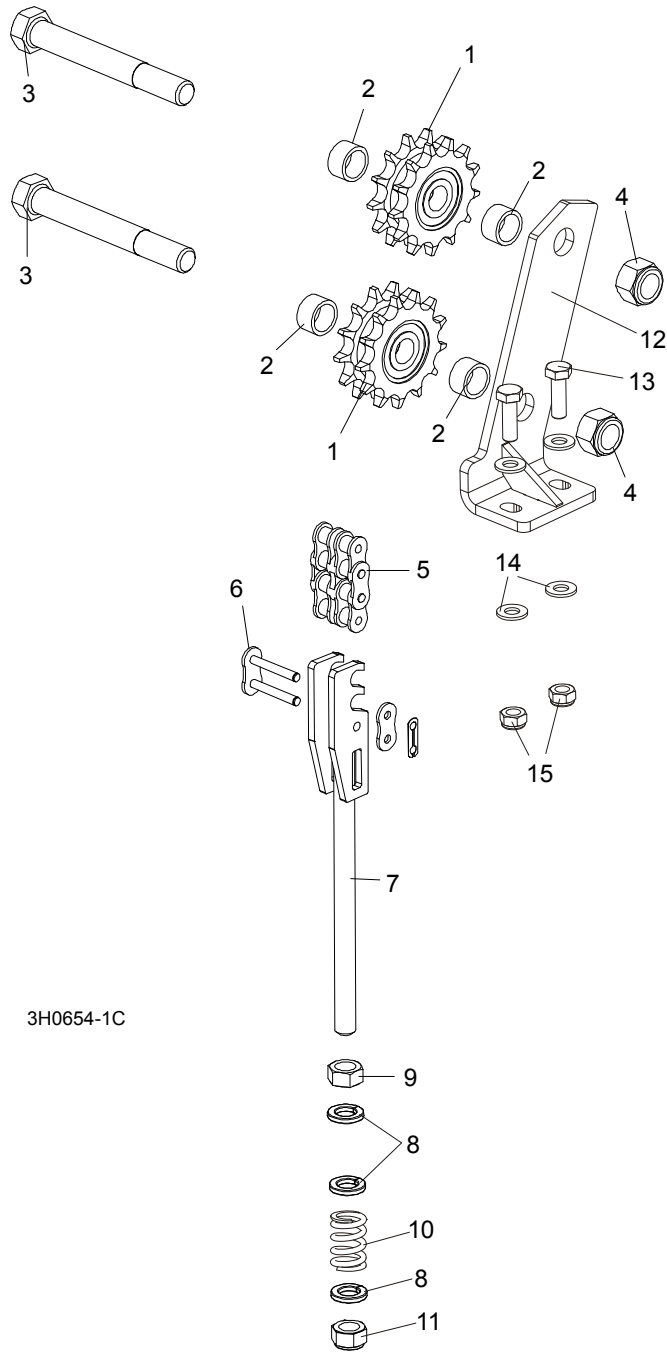


AC0047F

REF.	DESCRIPTION (◆ Indicates Parts Available In Assemblies Only)	PART #	QTY
	SCALE, BLADE HEIGHT W/SCANNER	098882	1
1	Bracket, Scale Mounting	098890-1	1
2	Scale, 35" Quarter	093342	1
3	Decal, 35" Standard Quarter Scale	090716	1
	Decal, 35" Grade Hardwood Quarter Scale	090717	1
4	Scale, 35" Inch	093341	1
5	Decal, 35" Inch	090709	1
6	Strap, Scale Hold-Down	093134	1
7	Pin, 3x20 Roll	F81044-5	1
8	Screw, M6x16 Wing	F81001-16	2

9	Screw, M6x20- 4.8-B Slotted Countersunk Head Zinc	F81001-31	4	
10	Washer,6.2x20x3.5 Special	503096	1	
11	Nut, M6-8-B Hex Nylon Zinc Lock	F81031-2	2	
12	Washer, 6.4 Flat Zinc	F81053-1	2	
13	Bracket, Scale Upper	098880-1	1	
14	Bracket, Scale Lower	098881-1	1	
15	Screw, M6x16-8.8 Hex Socket Head Cap Zinc	F81001-21	4	
16	Washer, Z6.1 Split Lock Zinc	F81053-3	4	
	Pointer Assembly, Fixed Scale	A12023	1	
17	Bracket, Fixed Scale Pointer Mount	087044-1	1	◆
18	Indicator, Blade Height Scale	094821	1	
19	Screw, M4x12 -5,8-B Cross Recessed Pan Head Zinc	F81011-43	2	
20	Nut, M4-B Hex Nylon Zinc Lock	F81029-1	2	
21	Washer, 6.5 Special Flat Zinc	F81053-11	2	
22	Bolt, M6x12-8.8 Hex Head Full Thread Zinc	F81001-7	2	
23	Washer, 8.4 Flat Zinc	F81054-1	2	
24	Nut, M8-8-B Hex Nylon Zinc Lock	F81032-2	2	
	MAGNETIC STRIP ASSY	097774	1	
	Bar with Magnetic Strip	098173-1	1	
25	Magnetic Strip MB320 (1m)	096014-1	1	
26	Bar, Magnetic Strip	098173	1	
27	Bolt, M5 x 12-5.8 Hex Head Full Thread Zinc	F81000-5	2	
28	Washer, 5.3 Flat Zinc	F81052-1	2	
	BRACKET, SENSOR COMPLETE	100620	1	
29	Bracket, Sensor	100599-1	1	
30	Bracket, Sensor	100619-1	1	
31	Bolt, M6x20-8.8 Hex Head Full Thread Zinc	F81001-2	2	
32	Washer, Z6.1 Split Lock Zinc	F81053-3	2	
33	Washer, 6.5 Flat Zinc	F81053-11	2	
34	Bolt, M5 X 12-5.8 Hex Head Full Thread Zinc	F81000-5	2	
35	Washer, 5.1 Split Lock Zinc	F81052-2	2	
36	Washer, 5.3 Flat Zinc	F81052-1	2	
	DECAL KIT, METRIC SCALE	K12064	1	
	Decal, Metric	S11711	1	
	Decal, Metric 16-40mm	P12040-1	1	
	Decal, Metric 45-63mm	P12040-2	1	
37	Washer, 6,2x20x4,5 Special	503098	1	

6.3 Up/Down Chain & Sprockets

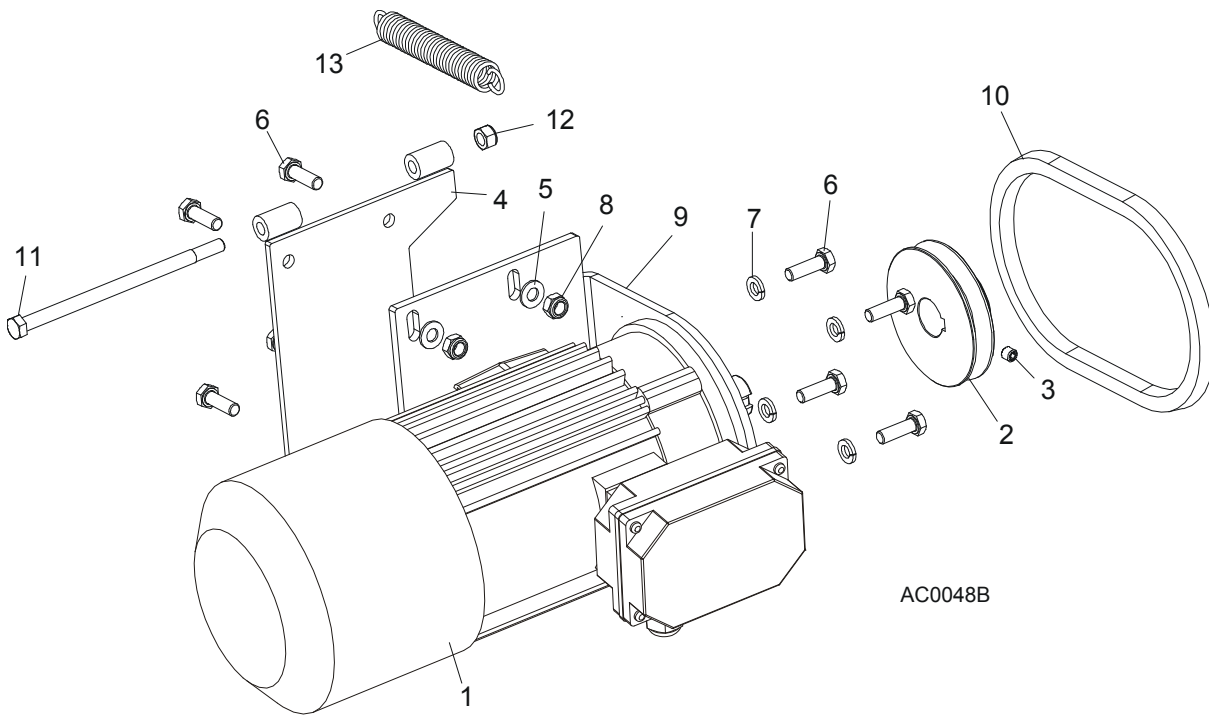


3H0654-1C

REF.	DESCRIPTION (◆ Indicates Parts Available In Assemblies Only)	PART #	QTY
	SPROCKET KIT, UP/DOWN IDLER #50-2	016020	1
1	Sprocket, Up/Down Idler '98	016019	2
2	Washer, Sprocket Spacer	095927-1	4
	Instruction Sheet, Up/Down Idler Retrofit	016020-541	1
3	BOLT, 5/8-11 X 5" HEX HEAD GRADE 2	F05009-6	2
4	NUT, 5/8-11 HEX NYLON LOCK	F05010-34	2
	CHAIN, IWIS 10B-2, COMPLETE	518534	1
5	CHAIN, IWIS 10B-2-121 LINKS, DIN 8187-1	518535	1

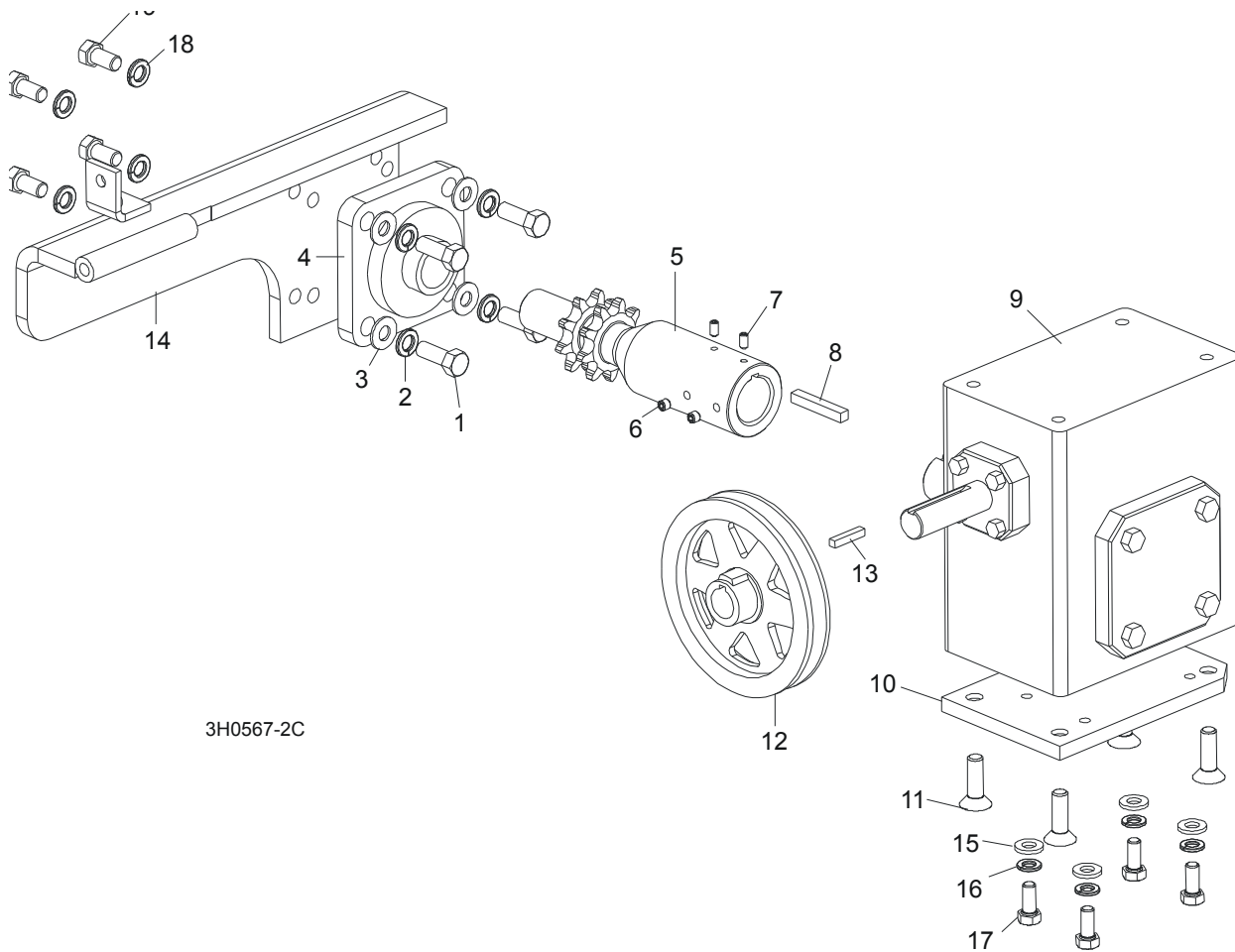
6	LINK, 10B-2, DIN 8187-1 MASTER	518536	1	
	TENSIONER ASSEMBLY, UP/DOWN CHAIN	094283	1	
7	Bracket, Up/Down Chain Tensioner	094281-1	1	◆
8	Washer, 13 Flat Zinc	F81056-1	3	
9	Nut, M12-8-B Hex Zinc	F81034-1	1	
10	Spring, 14x30x3.2	090797	1	
11	Nut, M12-8 Hex Nylon Zinc Lock	F81034-2	1	
12	PLATE SPROCKET U/D	507026-1	1	
13	BOLT, M8X25-8.8-B HEX HEAD FULL THREAD ZINC	F81002-5	2	
14	WASHER, 8.4 FLAT ZINC	F81054-1	4	
15	NUT, M8-8-B HEX NYLON LOCK ZINC	F81032-2	2	

6.4 Up/Down Motor Assembly, LT40 Series AH



REF.	DESCRIPTION (◆ Indicates Parts Available In Assemblies Only)	PART #	QTY
	MOTOR ASSEMBLY, LT40AC UP/DOWN	093023	1
1	Motor, SKH90-4S2 HPS 1.1kW 1380 r.p.m. 400V (w/brake)	098901	1
	Brake, H2SP-90.30 180V LT40 UP/DOWN	083830	1
2	Pulley, AC Up/Down Motor Painted	086378-1	1
3	Screw, M8 x 8-33H Hex Socket Set Flat Point Zinc	F81014-1	1
4	Bracket Weldment, Up/Down Motor	095738-1	1
5	Washer, 8.4 Flat Zinc	F81054-1	4
6	Bolt, M8 x 25-8.8-B Hex Head Full Thread Zinc	F81002-4	8
7	Washer, 8.2 Split Lock Zinc	F81054-4	4
8	Nut, M8 8 B Hex Nylon Zinc Lock	F81032-2	4
9	Bracket, AC Up/Down Motor Mount	086376-1	1
10	BELT, AX23	015257	1
11	BOLT, M8X160-8.8-B HEX HEAD ZINC	F81002-22	1
12	NUT, M8-8-B NYLON LOCK HEX ZINC	F81032-2	1
13	SPRING, 3/4x 5x.095 EXTENSION	015569	1

6.5 Up/Down Drive Assembly

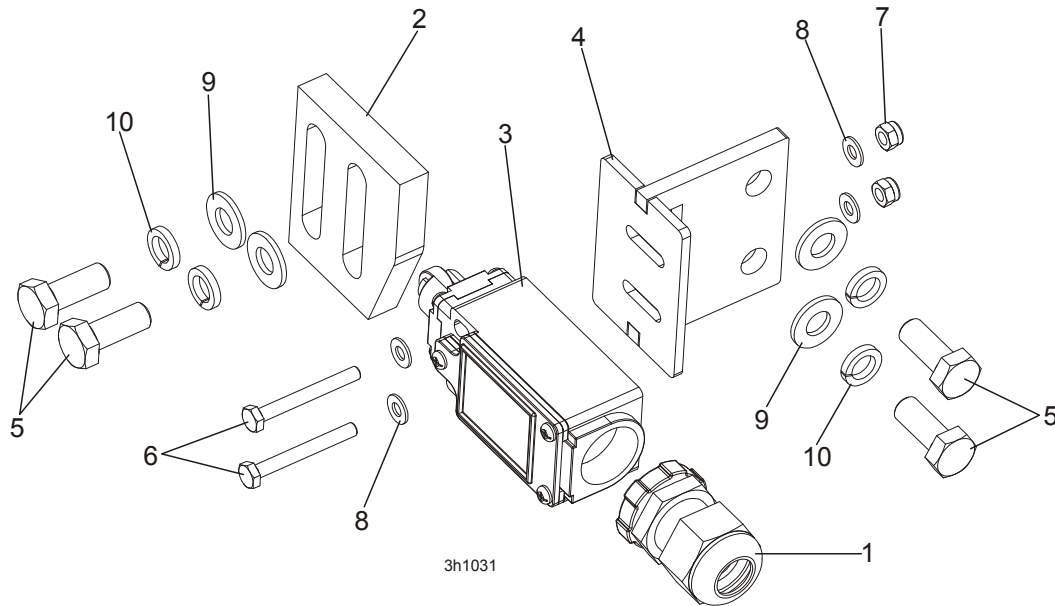


3H0567-2C

REF.	DESCRIPTION (◆ Indicates Parts Available In Assemblies Only)	PART #	QTY
	UP/DOWN DRIVE ASSEMBLY	092817	1
1	Bolt, 3/8-16 x 1" Hex Head	F05007-7	4
2	Washer, 10.2 Split Lock Zinc	F81055-2	4
3	Washer, 10.5 Flat Zinc	F81055-1	4
4	Bearing, Flanged Up/Down	014090	1
5	Shaft, Up/Down Sprocket	092816-1	1
6	Screw, M8 x 8-33H Hex Socket Set w/Flat Point	F81014-1	2
7	Key, 1/4" Square x 1 11/16" Long	S04124	1
8	Spacer, Up/Down Shaft	016032	1
9	Reducer, Gear Box	518041	1
10	Plate, Gear Box Spacer	095894-1	1
11	Bolt, 3/8-16 x 1" Flat Socket Head	F05007-110	4
12	Pulley, Up/Down	015256	1
13	Key, 3/16" Square x 1" Long	S31027	1
14	Bracket Wdmt, Up/Down Bearing	095893-1	1
15	WASHER, 8.4 FLAT ZINC	F81054-1	4
16	WASHER, 8.2 SPLIT LOCK ZINC	F81054-4	4

17	BOLT, 5/16-18 X 1" HEX HEAD	F05006-5	4	
18	WASHER, 10.2 SPLIT LOCK ZINC	F81055-2	4	
19	BOLT, 3/8-16 X 3/4" HEX HEAD	F05007-27	4	
	OIL, 8 OZ. MOBIL SHC634 BOTTLED SYNTHETIC GEAR	L04869-4	1	

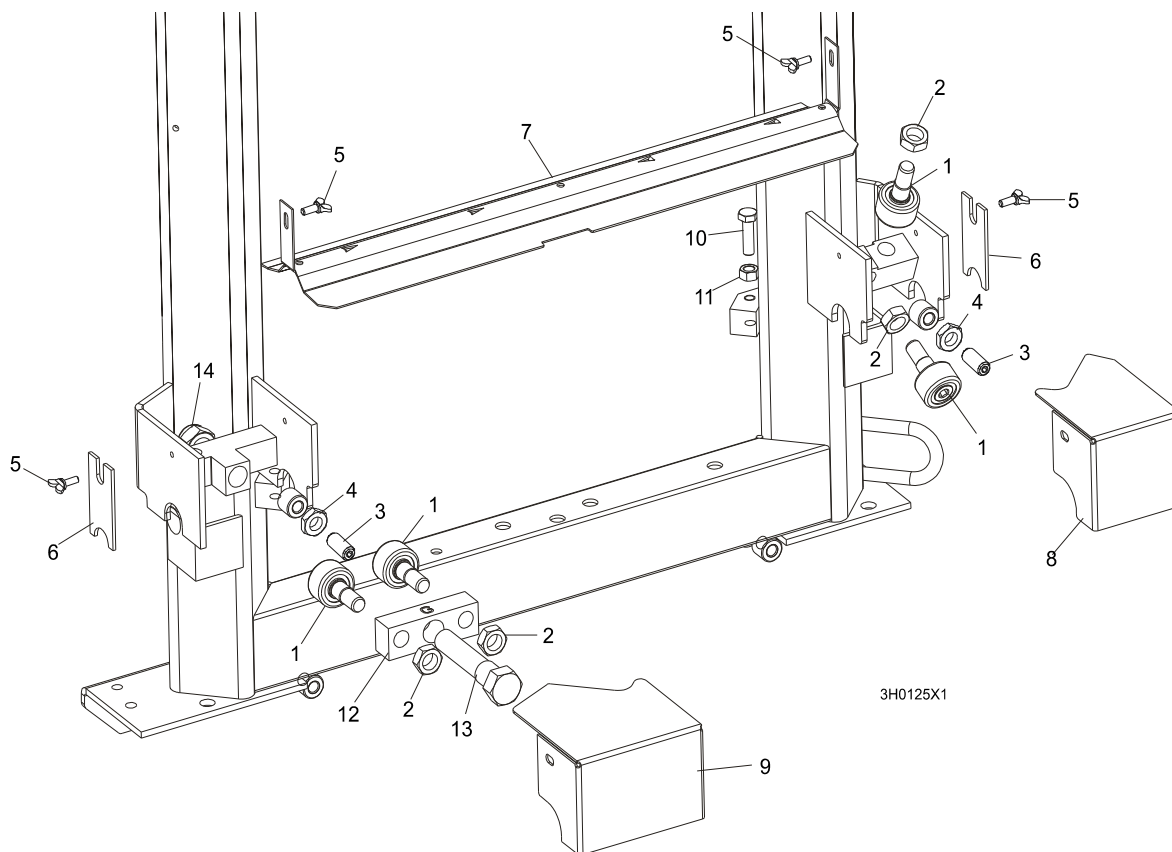
6.6 Safety Switches



REF.	DESCRIPTION (◆ Indicates Parts Available In Assemblies Only)	PART #	QTY	
	KIT, LT40 UP/DOWN LOWER SAFETY SWITCH	504038	1	
1	GLAND, SKINTOP ST PG 13.5 GREYCABLE	086524	1	
2	CAM, LIMIT SWITCH	094229-1	1	
3	SWITCH, GLCB01C LIMIT	100910	1	
4	BRACKET, LT40 LOWER SAFETY SWITCH	504035-1	1	
5	BOLT, M8x20-8.8-B HEX HEAD FULL THREAD	F81002-4	4	
6	BOLT, M4x35-8.8 HEX HEAD FULL THREAD ZINC	F81011-7	2	
7	NUT, M4-B HEX NYLON ZINC LOCK	F81029-1	2	
8	WASHER, 4.3 FLAT ZINC	F81051-2	4	
9	WASHER, 8.4 FLAT ZINC	F81054-1	4	
10	WASHER, 8.2 SPLIT LOCK ZINC	F81054-4	4	

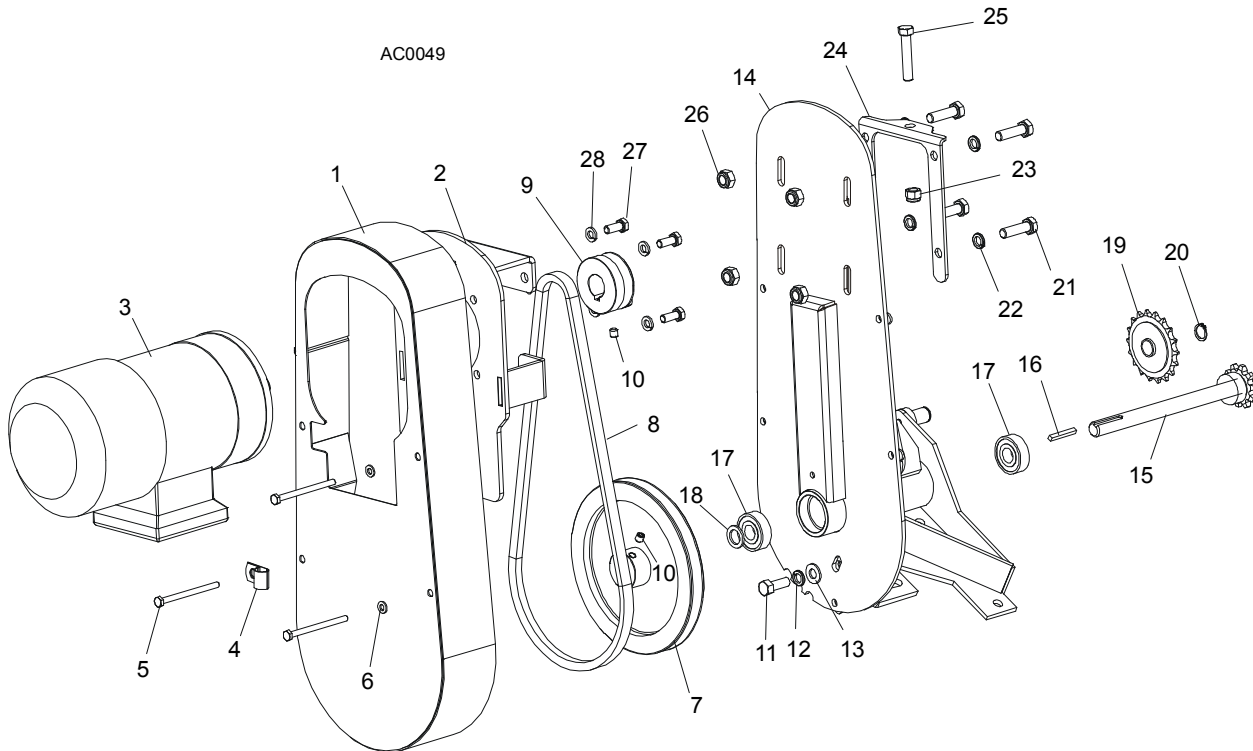
SECTION 7 POWER FEED & TRACK ROLLERS

7.1 Upper Track Rollers And Wipers



REF.	DESCRIPTION (◆ Indicates Parts Available In Assemblies Only)	PART #	QTY
1	ROLLER, TRACK CAM BEARING	P12843	4
2	NUT, 5/8-18 HEX JAM	F05010-11	4
3	SCREW, M12 X 30 OVAL POINT SET	F81004-14	2
4	NUT, M12-8-B HEX ZINC	F81034-1	2
5	SCREW, M6 X 16 THUMB	F81001-16	4
6	WIPER, PLASTIC TRACK	M04113	2
7	COVER, LT40/70 MIDDLE TRACK - SERVICE	092868-S	1
	Cover, LT40/70 Middle Track Ptd	092868-1	1
	Strip, 3/16 X 2 X 23 Felt	S09915	1
8	HOUSING, UPPER TRACK ROLLER REAR	086913-1	1
9	HOUSING, UPPER TRACK ROLLER FRONT	086914-1	1
10	BOLT, M10 X 35-8.8 HEX HEAD FULL THREAD ZINC	F81003-17	2
11	NUT, M10-8-B HEX ZINC	F81033-3	2
12	BRACKET, UPPER TRACK ROLLER	086859-1	1
13	BOLT, HEX HEAD	086911	1
14	NUT, M20-8-A HEX NYLON ZINC LOCK	F81037-2	1

7.2 Power Feed Assembly, LT40 Series AH



REF.	DESCRIPTION (◆ Indicates Parts Available In Assemblies Only)	PART #	QTY	
	POWER FEED ASSEMBLY, AC SUPER	086522	1	
1	Cover Weldment, Top Power Feed	514732-1	1	
2	Plate, Power Feed Motor	086390	1	
3	Motor, 1100 W Power Feed Painted, AC Super	086530	1	
4	Clamp, 1/2" EMT Coated	P07584	1	
5	Bolt, M6 x 80 5.8 Hex Head Full Thread Zinc	F81001-61	4	
6	Washer, 6.4 Flat Zinc	F81053-1	4	
7	Sheave, Power Feed	086410-1	1	
8	Belt, Power Feed	086532	1	
9	Sheave, Feed Motor	086388-1	1	
10	Screw, M8 X 8-33H Hex Socket Set Flat Point Zinc	F81014-1	2	
11	Bolt, 3/8-16 x 1" Hex Head	F05007-7	1	
12	Washer, 3/8" Split Lock	F05011-4	5	
13	Washer, 3/8" Flat	F05011-3	5	
14	Bracket, Power Feed Mount	015162	1	
15	Shaft Weldment, Power Feed	015129	1	
16	Key, 3/16" Square x 1 3/8" Long	016108	1	
17	Bearing, 6203-2RSP6-5/8 CX	095087	2	
18	Washer, 5/8" x 15/16" x .094" Nylon	F05011-19	1	
19	Sprocket, 40 Idler 18T 5/8" ID	P04333	1	
20	Ring, Z15	F81090-2	1	
21	Bolt, M10x35-8.8 Hex Head Full Thread Zinc	F81003-17	4	
22	Washer, 10.2 Split Lock Zinc	F81055-2	1	◆

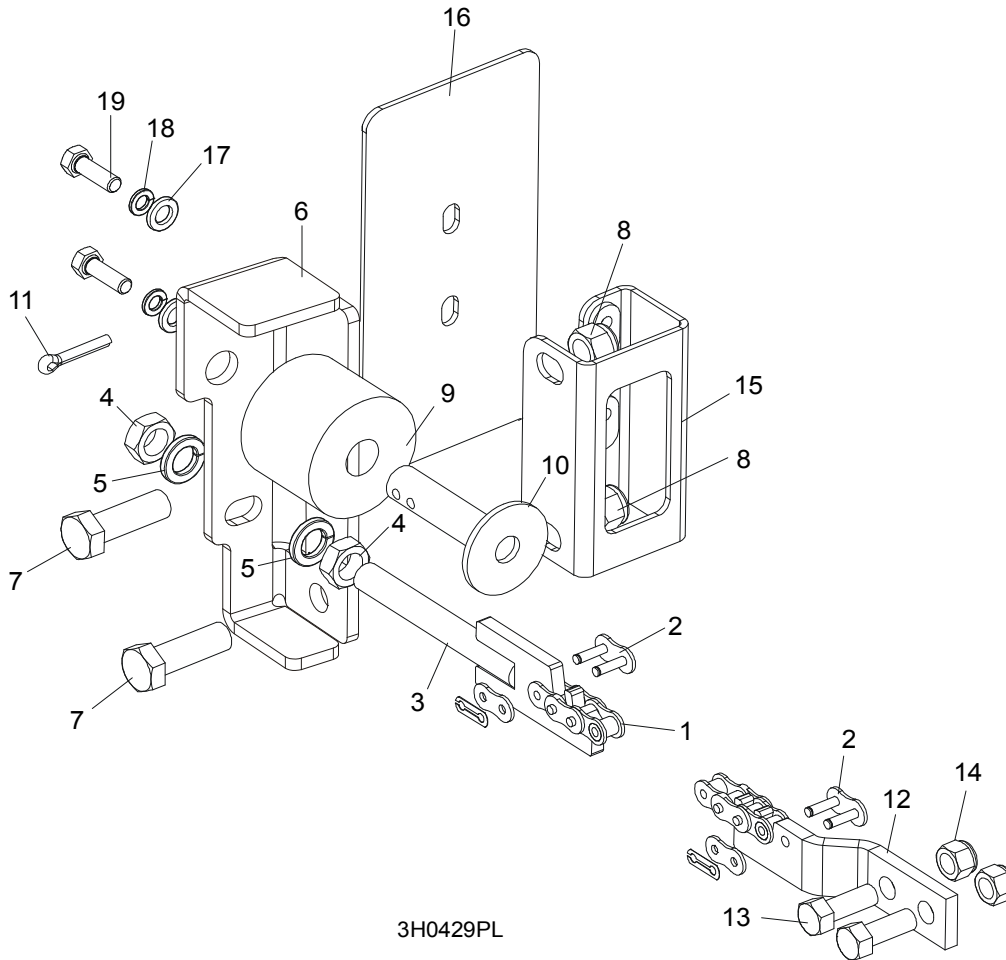


Power Feed & Track Rollers

Power Feed Assembly, LT40 Series AH

23	Nut, 3/8-16 Hex Nylon Lock	F05010-10	1	
24	Bracket, Power Feed Mount	015162-1	1	
25	Bolt, 3/8-16 x 2" Hex Head Full Thread Zinc	F05007-16	1	
26	Nut, M10-8-B Hex Nylon Zinc Lock	F81033-1	1	
27	Bolt, M8x20-8.8-B Hex Head Full Thread Zinc	F81002-4	4	
28	Washer, 8.2 Split Lock Zinc	F81054-4	4	

7.3 Feed Chain/Stop

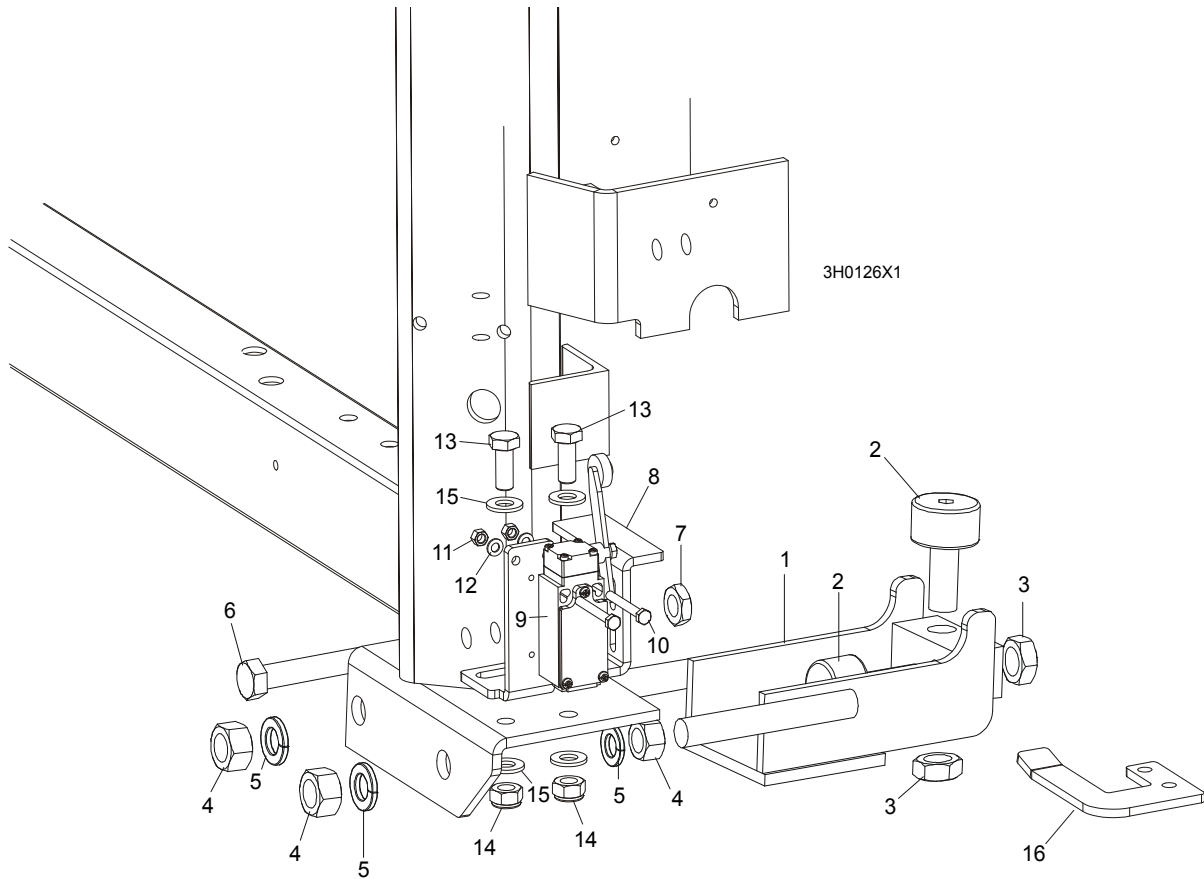


REF.	DESCRIPTION (◆ Indicates Parts Available In Assemblies Only)	PART #	QTY
	CHAIN KIT, LT40S FEED	K10408	1
	CHAIN KIT, LT40M FEED	K10410	1
1	Chain, #40 X 215" LT40S Feed	014744	1
	Chain, #40 X 267.5" LT40M Feed	014745	1
2	Link, #40 Master	P04200	2
3	Tensioner Weldment, Power Feed Chain	086818-1	1
4	Nut, M12-5 Hex	F81034-4	2
5	Washer, Z12.2 Split Lock Zinc	F81056-2	2
6	BRACKET, FEED CHAIN REAR MOUNT	087628-1	1
7	BOLT, M12 X 40 8.8 HEX HEAD FULL THREAD ZINC	F81004-4	2
8	NUT, M12-8 HEX NYLON ZINC LOCK	F81034-2	2
	STOP KIT, RUBBER CARRIAGE	K09630	2
9	Stop, Rubber Carriage	P12165	1
10	Pin, Rubber Carriage Stop	W09293	1
11	Pin, 3/16" X 1" Cotter	F05012-21	1
12	BRACKET, FRONT FEED CHAIN MOUNT	095733-1	1
13	BOLT, 3/8-16 X 1" HEX HEAD	F05007-7	2
14	NUT, 3/8-16 HEX NYLON LOCK	F05010-10	2

7**Power Feed & Track Rollers***Feed Chain/Stop*

15	BRACKET WELDMENT, REAR MAIN TUBE COVER MOUNT	087105-1	1	
16	COVER, REAR MAIN TUBE	015023	1	
17	WASHER, 8.4 FLAT ZINC	F81054-1	2	
18	WASHER, 8.2 SPLIT LOCK ZINC	F81054-4	2	
19	BOLT, 5/16-18 X 1" HEX HEAD	F05006-1	2	

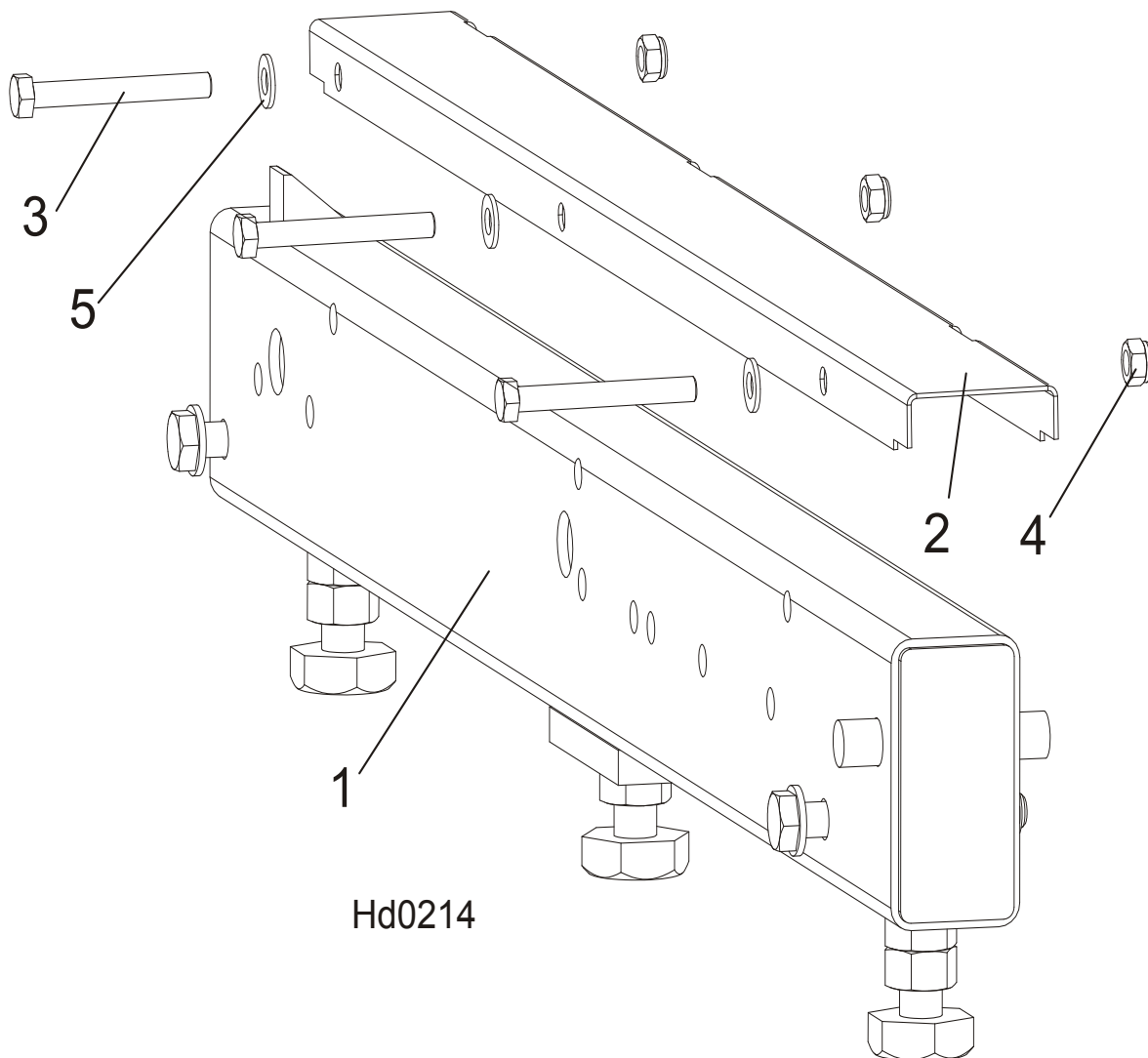
7.4 Lower Track Rollers



REF.	DESCRIPTION (◆ Indicates Parts Available In Assemblies Only)	PART #	QTY
	ROLLER ASSEMBLY, LOWER TRACK	098741	2
1	Bracket, Lower Track Roller Mounting	098740-1	1
2	Roller, Track Cam Bearing (McGill)	012797	2
3	Nut, 5/8-18 Hex Jam	F05010-11	2
4	Nut, M16-5.8 Hex Zinc	F81036-1	4
5	Washer, 16.3 Split Lock Zinc	F81058-2	4
6	BOLT, M12 X 55-8.8 HEX HEAD ZINC	F81004-12	2
7	NUT, M12-8-B HEX ZINC	F81034-1	2
8	BRACKET, POWER SUPPLY STRIP AND LIMIT SWITCH	086380-1	1
9	SWITCH, GLCB01A2B LIMIT	086469	1
10	BOLT, M5 X 40 8.8 HEX HEAD	F810000-11	2
11	NUT, M5-8 HEX ZINC	F81030-1	2
12	WASHER, 5.3 FLAT ZINC	F81052-1	2
13	BOLT, M10 X 25 8.8 HEX HEAD FULL THREAD ZINC	F81003-11	2
14	NUT, M10-8-B HEX NYLON ZINC LOCK	F81033-1	2
15	WASHER, 10.5 FLAT ZINC	F81055-1	2
16	BRACKET, LIMIT SWITCH	091852-1	1

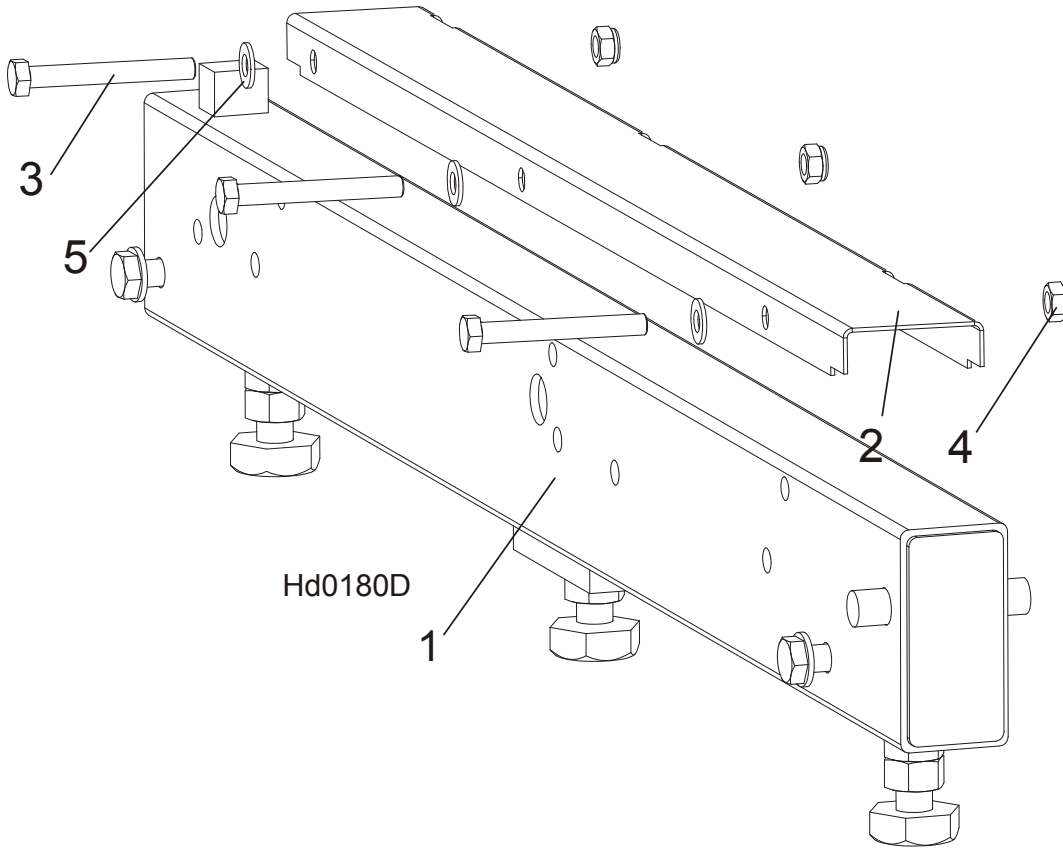
SECTION 8 BED FRAME ASSEMBLY

8.1 Bed Rail Assembly, Front (S/M Type Frame)



REF.	DESCRIPTION (◆ Indicates Parts Available In Assemblies Only)	PART #	QTY	
1	BED DRIVE ROLLER (S&M FRAME)	100676	1	
2	COVER, STAINLESS STEEL BED RAIL	099124	1	
3	BOLT, M8X65-5.8 ZINC HEX HEAD	F81002-3	3	
4	NUT, M8-8-B-ZINC HEX NYLON LOCK	F81032-2	3	
5	WASHER, 8.4 FLAT ZINC	F81054-1	3	

8.2 Bed Rail Assembly, Rear (S/M Type Frame)

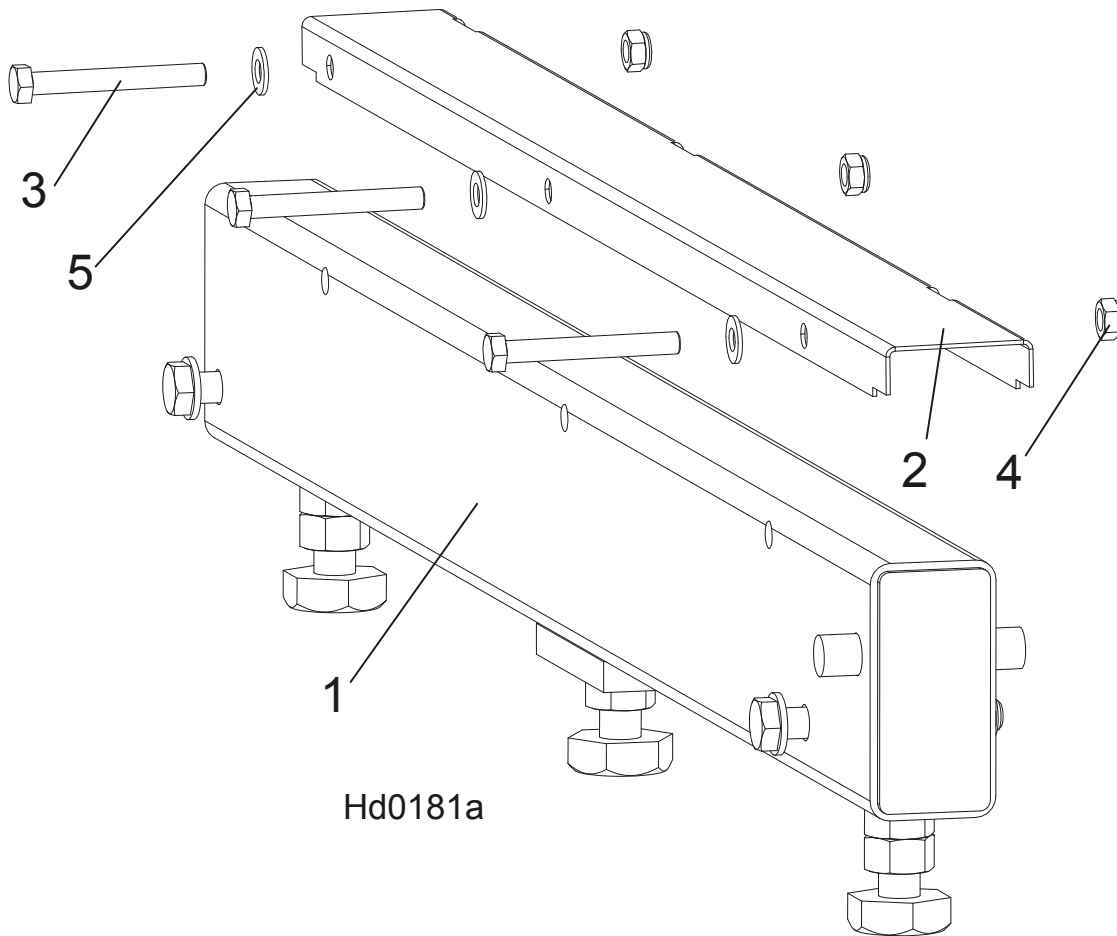


REF.	DESCRIPTION (◆ Indicates Parts Available In Assemblies Only)	PART #	QTY
1	BED RAIL ASSEMBLY, REAR PAINTED	091555	1
2	COVER, STAINLESS STEEL BED RAIL	099124	1
3	BOLT, M8X65-5.8 ZINC HEX HEAD	F81002-3	3
4	NUT, M8-8-B-ZINC HEX NYLON LOCK	F81032-2	3
5	WASHER, 8.4 FLAT ZINC	F81054-1	3

8 Bed Frame Assembly

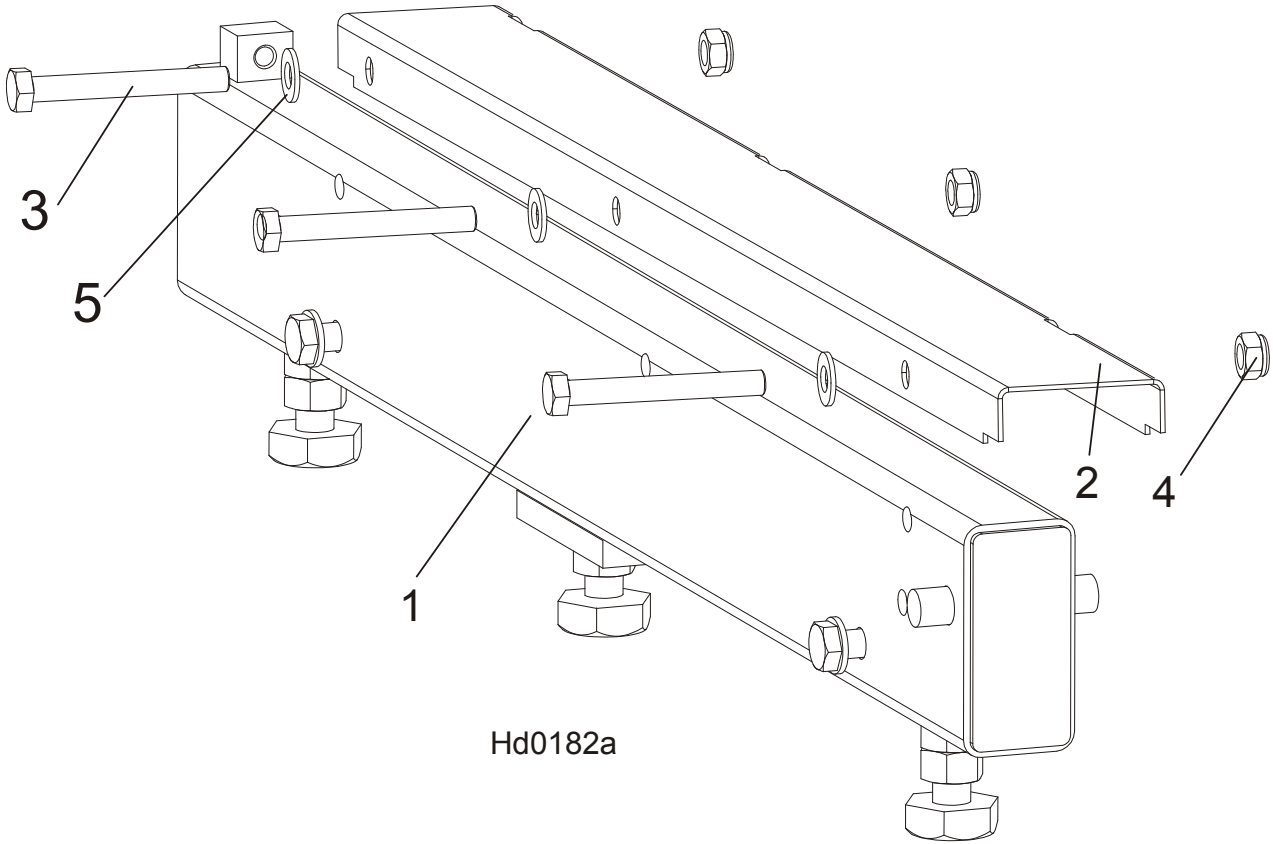
Bed Rail Assembly, Front Middle (S/M Type Frame)

8.3 Bed Rail Assembly, Front Middle (S/M Type Frame)



REF.	DESCRIPTION (◆ Indicates Parts Available In Assemblies Only)	PART #	QTY
1	BED RAIL ASSEMBLY, FRONT MIDDLE	091556	1
2	COVER, STAINLESS STEEL BED RAIL	099124	1
3	BOLT, M8X65-5.8 ZINC HEX HEAD	F81002-3	3
4	NUT, M8-8-B-ZINC HEX NYLON LOCK	F81032-2	3
5	WASHER, 8.4 FLAT ZINC	F81054-1	3

8.4 Bed Rail Assembly, Rear Middle

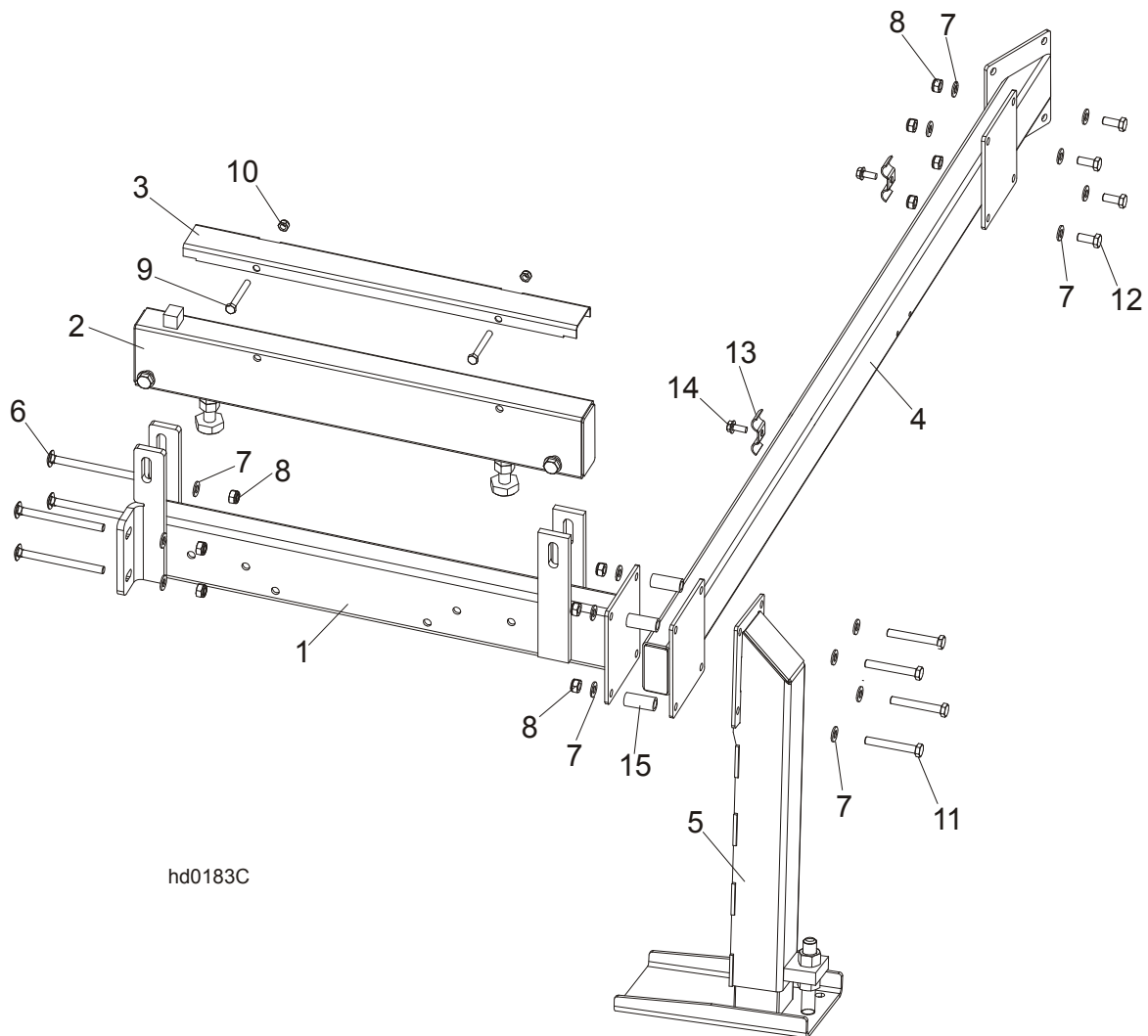


REF.	DESCRIPTION (◆ Indicates Parts Available In Assemblies Only)	PART #	QTY
1	BED RAIL ASSEMBLY, REAR MIDDLE PAINTED	091557	1
2	COVER, STAINLESS STEEL BED RAIL	099124	1
3	BOLT, M8X65-5.8 ZINC HEX HEAD	F81002-3	3
4	NUT, M8-8-B ZINC HEX NYLON LOCK	F81032-2	3
5	WASHER, 8.4 FLAT ZINC	F81054-1	3

8 Bed Frame Assembly

Clamp Mount Assembly, Front (AH5/7)

8.5 Clamp Mount Assembly, Front (AH5/7)



REF	DESCRIPTION (◆ Indicates Parts Available In Assemblies Only)	PART #	QTY.
	CLAMP MOUNT ASSEMBLY - FRONT	092937	1
1	Bed Rail Assembly, Front	092903-1	1
2	Rail, AH5/DH5 Bed	095131-1	1
3	Cover, 22.75 SS Pivot	099123	1
4	Tube Weldment, Bed Front	092904-1	1
5	Leg, Outrigger Stationary Left	501639	1
6	Bolt, M10 x 125-8.8 Carriage Head	F81003-34	4
7	Washer, 10.5 Flat Zinc	F81055-1	20
8	Nut, M10-8-B Hex Nylon Zinc Lock	F81033-1	12
9	Bolt, M8 x 65-5.8 Hex Head Zinc	F81002-3	2
10	Nut, M8-8-B Hex Nylon Lock Zinc	F81032-2	2
11	Bolt, M10x75-8.8 Hex Head Zinc	F81003-15	4
12	Bolt, M10x25-8.8 Hex Head Full Thread Zinc	F81003-11	4
13	Plate, 1/4 Hose Clamp Ptd	S09245	2

Bed Frame Assembly
Clamp Mount Assembly, Front (AH5/7)

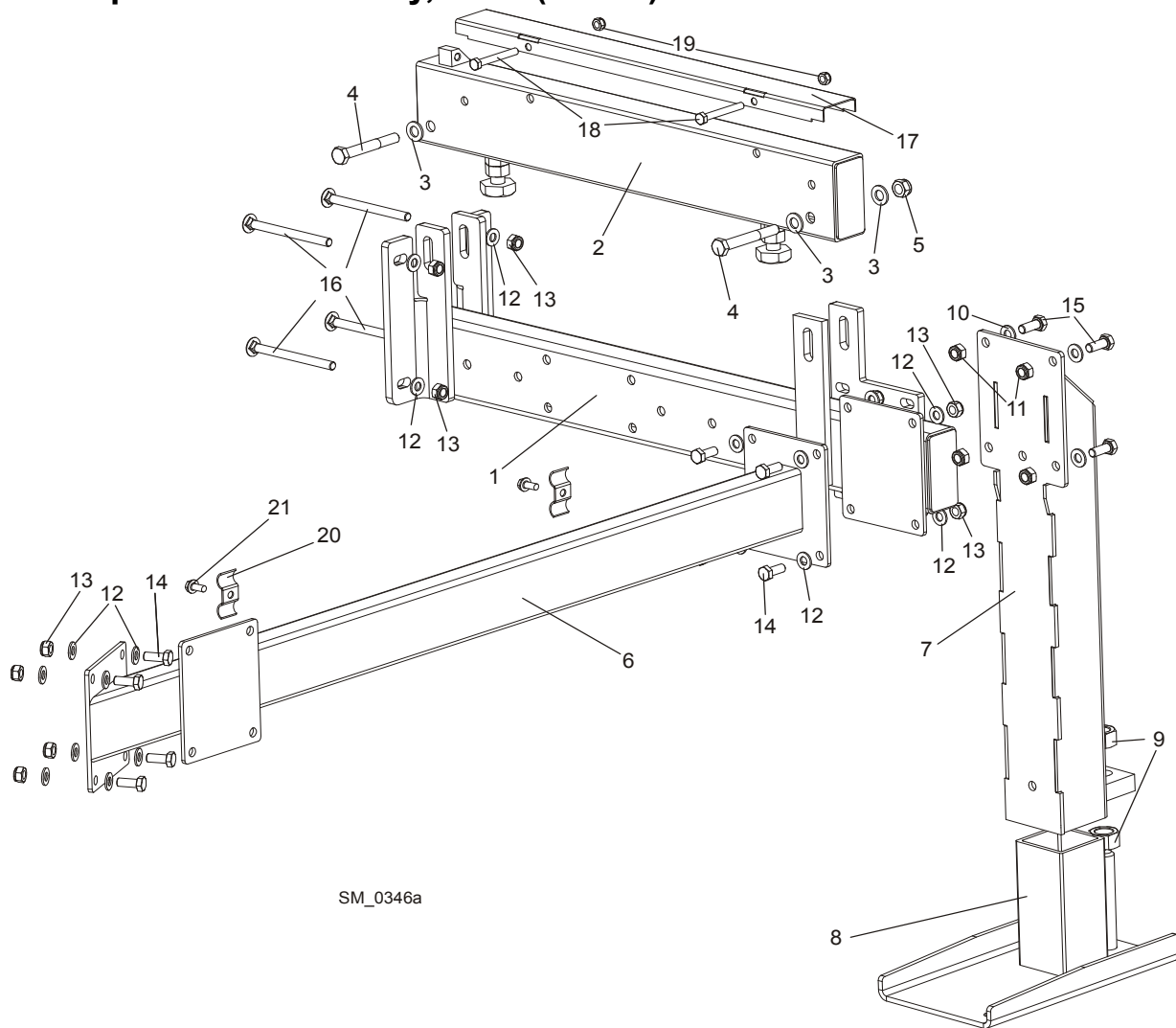
8

14	Bolt, 5/16-18x3/4 Self -Tapping	F05015-30	2	
15	Bushing, Zinc-Plated Spacer	095427-1	4	

8 Bed Frame Assembly

Clamp Mount Assembly, Rear (AH5/7)

8.6 Clamp Mount Assembly, Rear (AH5/7)



SM_0346a

REF.	DESCRIPTION (◆ Indicates Parts Available In Assemblies Only)	PART #	QTY
	REAR COMPLETE LOG CLAMP MOUNT (STATIONARY SAWMILLS)	092938	1
1	TUBE WELDMENT, REAR CLAMP MOUNT	092902-1	1
2	TUBE, AH/DH4-7 BED RAIL	095131-1	1
3	WASHER, 13 FLAT ZINC	F81056-1	4
4	BOLT, M12x90-8.8 HEX HEAD ZINC	F81004-2	2
5	NUT, M12-8 HEX NYLON ZINC LOCK	F81034-2	2
6	BRACE, REAR	092907-1	1
	LEG, LEFT ADJUSTABLE STATIONARY	501639	1
7	LEG WELDMENT - UPPER PART	507715-1	1
8	WIDE FOOT - ADJUSTABLE LEGS	501084-1	1
9	NUT, M20-8 HEX ZINC	F81037-1	2
10	WASHER, 10.5 FLAT ZINC	F81055-1	4
11	NUT, M10-8-B HEX NYLON ZINC LOCK	F81033-1	4
12	WASHER, 10.5 FLAT ZINC	F81055-1	24
13	NUT, M10-8-B HEX NYLON ZINC LOCK	F81033-1	12
14	BOLT, M10x25-8.8 HEX HEAD FULL THREAD ZINC	F81003-11	8
15	BOLT, M10x35-8.8 HEX HEAD FULL THREAD ZINC	F81003-17	4

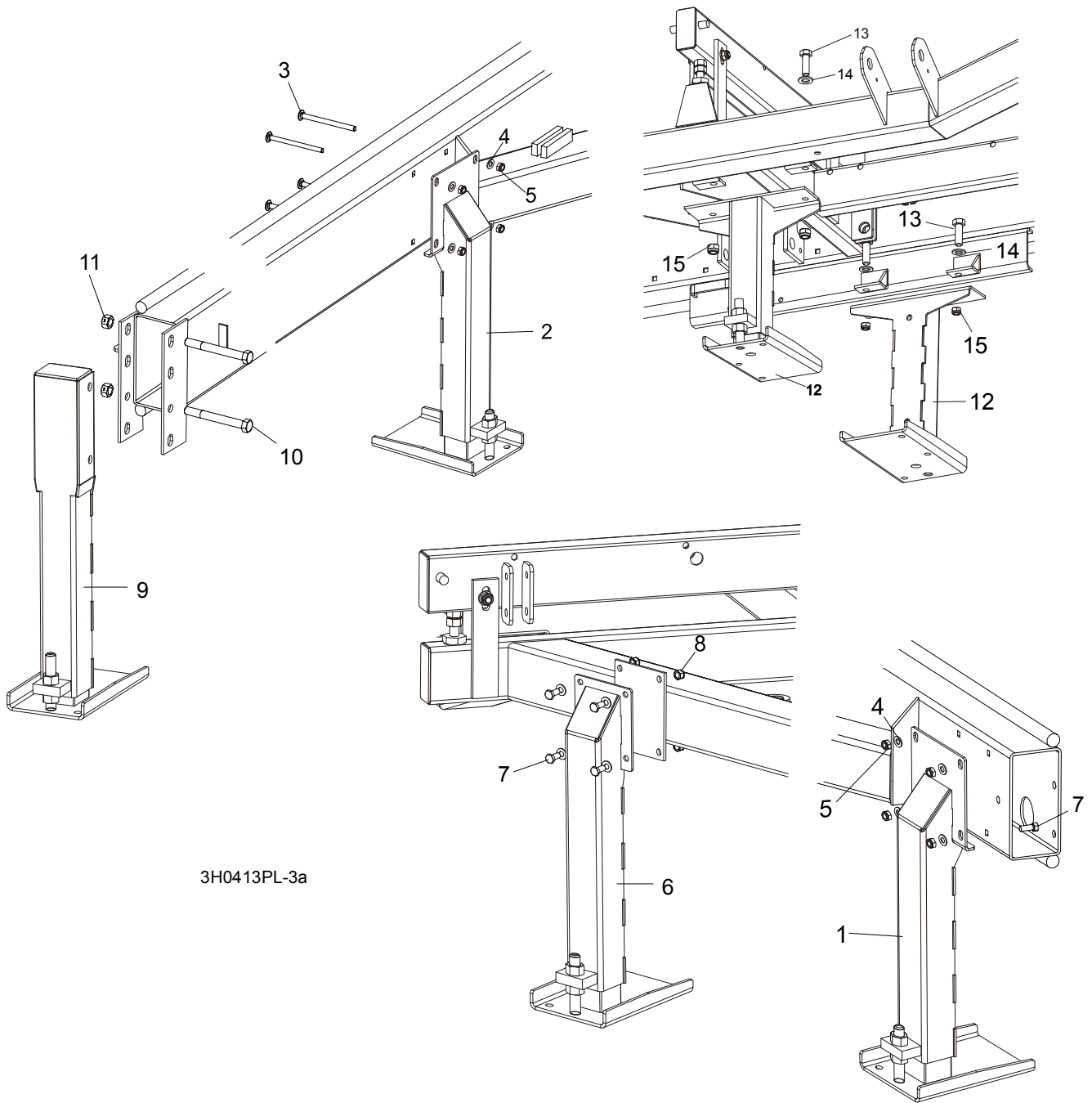
Bed Frame Assembly

Clamp Mount Assembly, Rear (AH5/7)

8

16	BOLT, M10x125 8.8 CARRIAGE HEAD ZINC	F81003-34	4	
17	COVER, PIVOT BED RAIL	099123	1	
18	BOLT, M8x65-5.8 HEX HEAD ZINC	F81002-3	2	
19	NUT, M8-8-B HEX NYLON ZINC LOCK	F81032-2	2	
20	PLATE, 1/4" HOSE CLAMP	S09245	2	
21	SCREW, 5/16-18 x 3/4 SELF-TAPPING	F05015-30	2	

8.7 Leg, Stationary

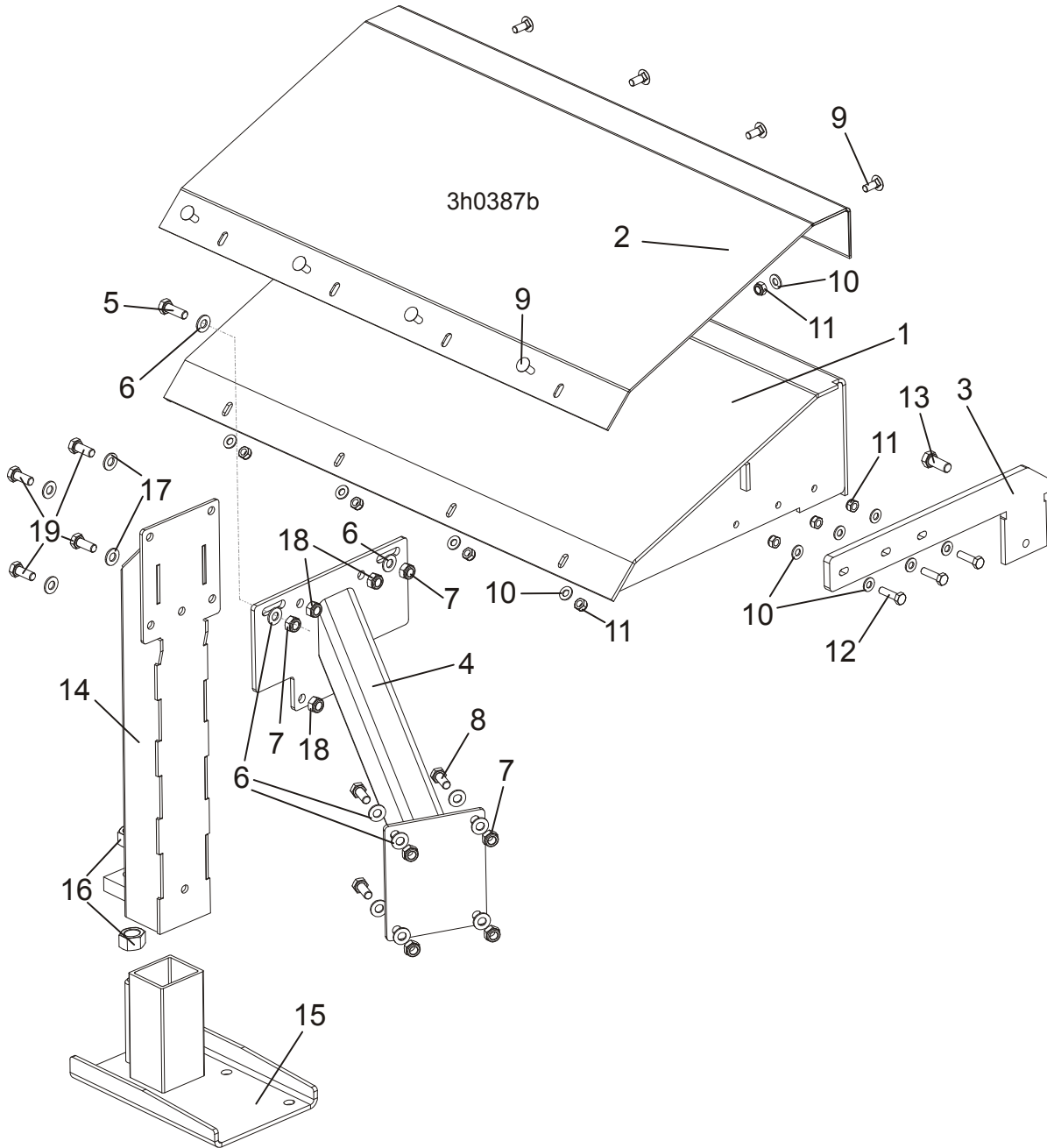


3H0413PL-3a

REF.	DESCRIPTION (◆ Indicates Parts Available In Assemblies Only)	PART #	QTY
1	LEG, OUTRIGGER STATIONARY RIGHT (1 REQ'D FOR LT40SDH; 3 REQ'D FOR LT40MDH)	501640	1/3
2	LEG, OUTRIGGER STATIONARY W/BOARD RETURN TABLE BRACKET	501638	1
3	BOLT, M10 X 120-8.8 CARRIAGE HEAD	F81003-33	8/12
4	WASHER, 10.5 FLAT ZINC	F81055-1	8/16
5	NUT, M10-8-B HEX NYLON ZINC LOCK	F81033-1	8/16

6	LEG, OUTRIGGER STATIONARY LEFT	501639	2	
7	BOLT, M10 X 25-8.8 HEX HEAD	F81003-11	12	
8	NUT, M10-8-B HEX NYLON ZINC LOCK	F81033-1	12	
9	LEG, OUTRIGGER STATIONARY FRONT	501641	1	
10	BOLT, M16 X 140-8.8 HEX HEAD ZINC	F81006-4	2	
11	NUT, M16-8 HEX NYLON ZINC LOCK	F81036-2	2	
12	LEG, OUTRIGGER STATIONARY MIDDLE	501637	2	
13	BOLT, M16 X 50-8.8 HEX HEAD FULL THREAD ZINC	F81006-7	4	
14	WASHER, 17 FLAT ZINC	F81058-1	4	
15	NUT, M16-8 HEX NYLON ZINC LOCK	F81036-2	4	

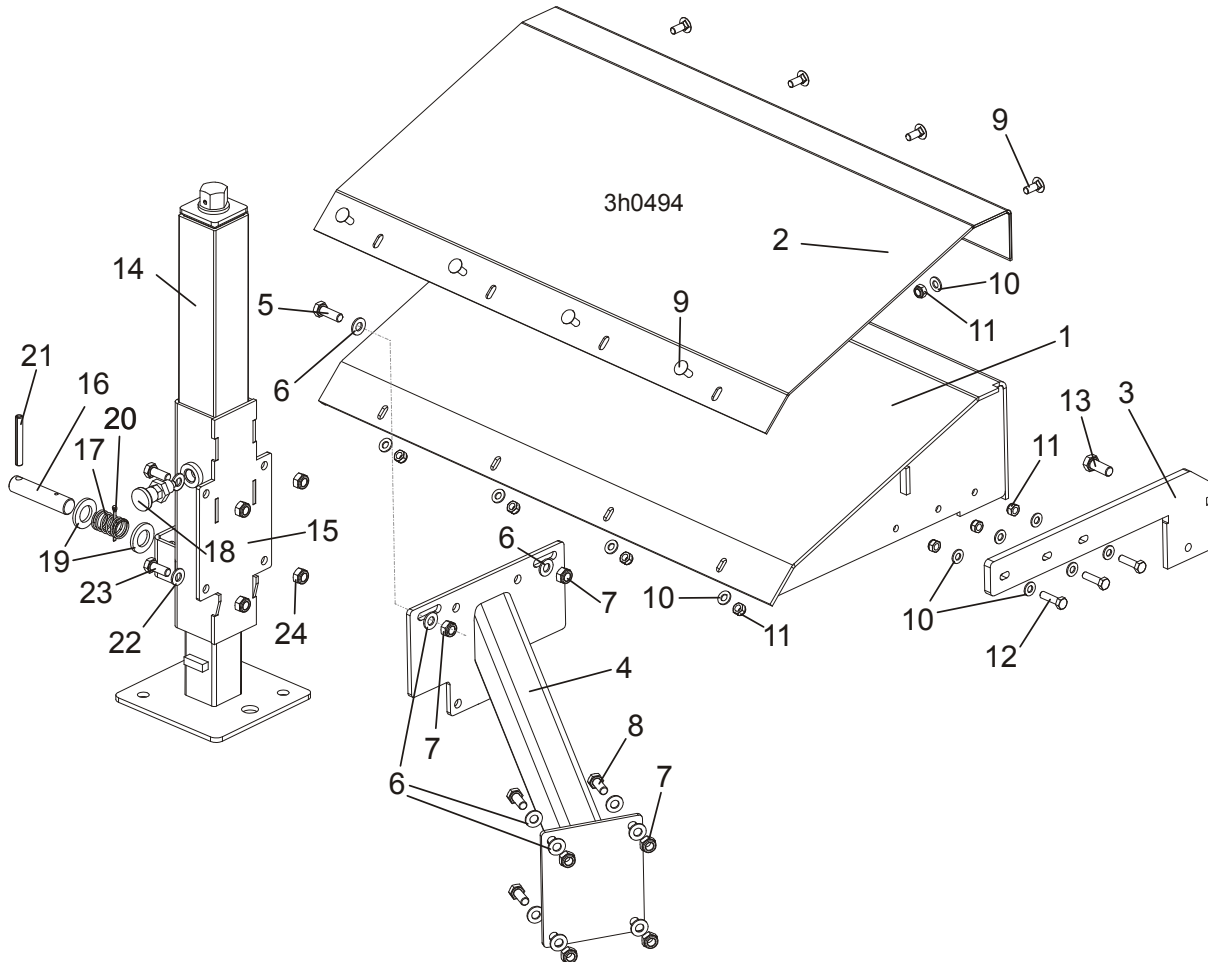
8.8 Board Removal Assembly, "M" Frame Sawmills with A/DH1-3 Hydraulics (Option)



REF.	DESCRIPTION (◆ Indicates Parts Available In Assemblies Only)	PART #	QTY
	BOARD REMOVAL ASSEMBLY, LT40M (A/DH1-3)	100660	1
	BOARD REMOVAL ASSEMBLY See Section 4.3	087839-1	1
	TABLE, "M" FRAME COMPLETE	099939	1
1	Table, "M" Frame	100672-1	1
2	Plate, "M" Frame Table Top	099946	1
3	Plate, Leg Mount	099945-1	1
4	Tube Weldment, "M" Frame Table Support	099941-1	1

5	Bolt, M10X30-5.8 Hex Head Full Thread Zinc	F81003-2	2	
6	Washer, 10.5 Flat Zinc	F81055-1	12	
7	Nut, M10-8-B Hex Nylon Zinc Lock	F81033-1	6	
8	Bolt, M10x25-8.8 Hex Head Full Thread Zinc	F81003-11	4	
9	Bolt, M8x20-8.8 Carriage Head Zinc	F81002-11	8	
10	Washer, 8.4 Flat Zinc	F81054-1	14	
11	Nut, M8-8-B Hex Nylon Zinc Lock	F81032-2	11	
12	Bolt, M8x30-5.8 Hex Head Full Thread Zinc	F81002-2	3	
13	Bolt, M12x30-8.8 Hex Head Full Thread Zinc	F81004-22	1	
	Leg, Left Stationary Adjustable	501639	1	
14	Leg Weldment - Upper Part	500545-1	1	
15	Wide Foot - Adjustable Legs	501084-1	1	
16	Nut, M20-8 Hex Zinc	F81037-1	2	
17	Washer, 10.5 Flat Zinc	F81055-1	4	
18	Nut, M10-8-B Hex Nylon Zinc Lock	F81033-1	4	
19	Bolt, M10x25-8.8 Hex Head Full Thread Zinc	F81003-11	4	

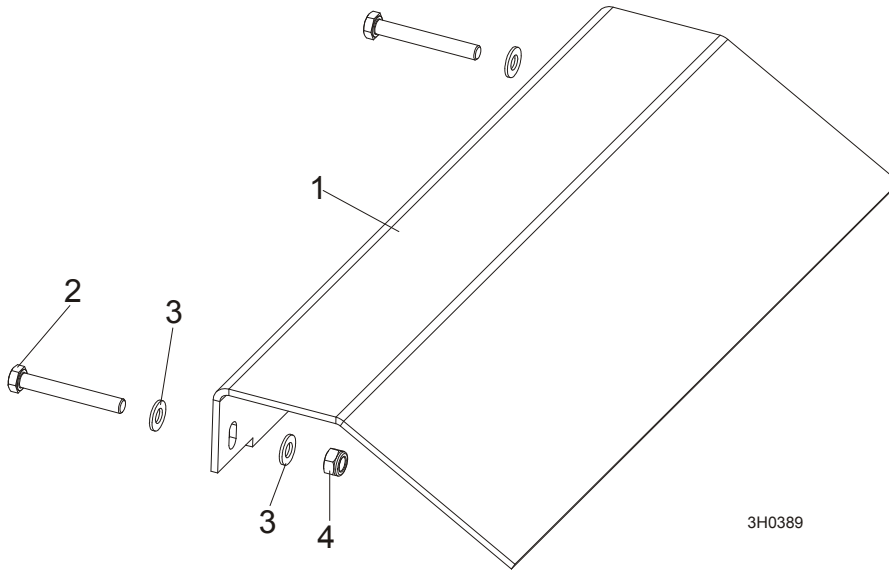
8.9 Board Removal Assembly, Portable "M" Frame Sawmills with A/DH1-3 Hydraulics (Option)



REF.	DESCRIPTION (◆ Indicates Parts Available In Assemblies Only)	PART #	QTY
	BOARD REMOVAL ASSEMBLY, LT40M (A/DH1-3) PORTABLE	506530	1
	BOARD REMOVAL ASSEMBLY See Section 4.5	087839-1	1
	TABLE, "M" FRAME PORTABLE	506529	1
1	Table, "M" Frame	100672-1	1
2	Plate, Table Top	099946	1
3	Plate, Leg Mount	099945-1	1
4	Tube Weldment, "M" Frame Table Support	099941-1	1
5	Bolt, M10X30-5.8 Hex Head Full Thread Zinc	F81003-2	2
6	Washer, 10.5 Flat Zinc	F81055-1	12
7	Nut, M10-8-B Hex Nylon Zinc Lock	F81033-1	6
8	Bolt, M10x25-8.8 Hex Head Full Thread Zinc	F81003-11	4
9	Bolt, M8x20-8.8 Carriage Head Zinc	F81002-11	8
10	Washer, 8.4 Flat Zinc	F81054-1	14
11	Nut, M8-8-B Hex Nylon Zinc Lock	F81032-2	11
12	Bolt, M8x30-5.8 Hex Head Full Thread Zinc	F81002-2	3
13	Bolt, M12x30-8.8 Hex Head Full Thread Zinc	F81004-22	1

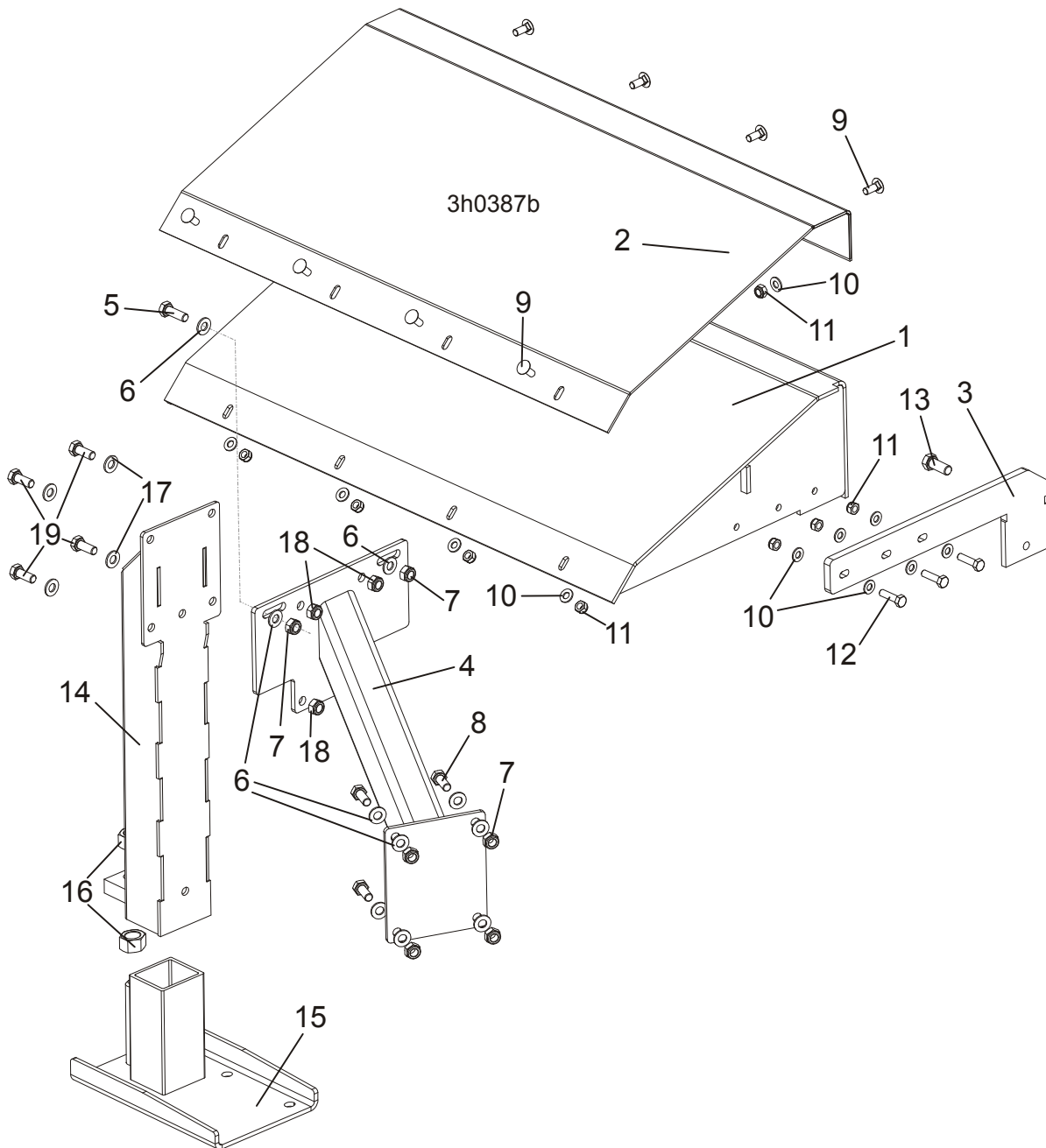
	LEG, COMPLETE SIDE FAO	094583	1	
14	BASE WLDMT, FINE ADJUST OUTRIGGER LEG	093589	1	
15	GUIDE WELDMENT, SIDE FAO LEG	504243-1	1	
16	PIN, OUTRIGGER ZINC-PLATED	087012-1	1	
17	SPRING, 21 DIA.x38x2 ZINC-PLATED	087040	1	
18	PIN, DETENT	090197	1	
19	WASHER, 21 FLAT ZINC	F81059-2	2	
20	PIN, S-Zn 4x25 COTTER	F81043-2	1	
21	PIN, 8x65 ROLL ZINC	F81046-1	1	
22	WASHER, 10.5 FLAT ZINC	F81055-1	4	
23	BOLT, M10x25-8.8 HEX HEAD FULL THREAD ZINC	F81003-11	4	
24	NUT, M10-8-B HEX NYLON ZINC LOCK	F81033-1	4	

8.10 Table, M Frame Sawmill with A/DH4-7 Hydraulics (Option)



REF.	DESCRIPTION (◆ Indicates Parts Available In Assemblies Only)	PART #	QTY	
	BOARD REMOVAL ASSEMBLY, LT40M (A/DH4-7)	100703	1	
	BOARD REMOVAL ASSEMBLY See Section 4.3	087839-1	1	
1	PLATE, BOARD REMOVAL ASSEMBLY	099953-1	1	
2	BOLT, M10x75-8.8 HEX HEAD ZINC	F81003-15	2	
3	WASHER, 10.5 FLAT ZINC	F81055-1	4	
4	NUT, M10-8-B HEX NYLON ZINC LOCK	F81033-1	2	

8.11 Board Return Table, Board Removal Assembly, "M" Frame Sawmills with A/DH1-3 Hydraulics (Option)

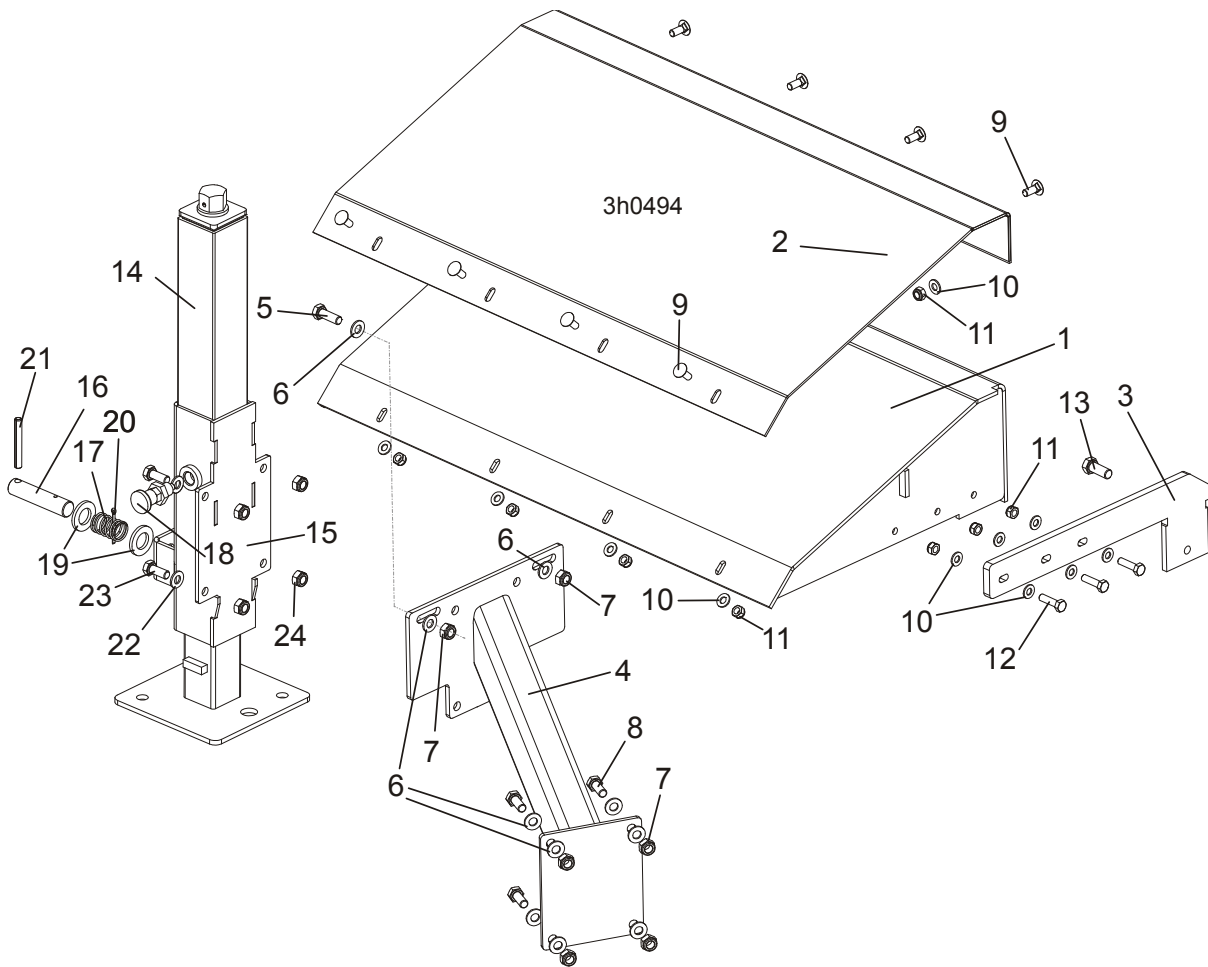


REF.	DESCRIPTION (◆ Indicates Parts Available In Assemblies Only)	PART #	QTY
	BOARD REMOVAL ASSEMBLY, LT40M (A/DH1-3)	100660	1
	BOARD REMOVAL ASSEMBLY See Section 4.3	087839-1	1
	TABLE ASSEMBLY, "M" FRAME	099939	1
1	Table, "M" Frame	100672-1	1
2	Plate, Table Top	099946	1
3	Plate, Leg Mount	099945-1	1
4	Tube Weldment, "M" Frame Table Support	099941-1	1
5	Bolt, M10x30-5.8 Hex Head Full Thread Zinc	F81003-2	2

Bed Frame Assembly*Board Return Table, Board Removal Assembly, "M" Frame Sawmills with A/DH1-3 Hydraulics*

6	Washer, 10.5 Flat Zinc	F81055-1	12	
7	Nut, M10-8-B Hex Nylon Zinc Lock	F81033-1	6	
8	Bolt, M10x25-8.8 Hex Head Full Thread Zinc	F81003-11	4	
9	Bolt, M8x20-8.8 Carriage Head Zinc	F81002-11	8	
10	Washer, 8.4 Flat Zinc	F81054-1	14	
11	Nut, M8-8-B Hex Nylon Zinc Lock	F81032-2	11	
12	Bolt, M8x30-5.8 Hex Head Full Thread Zinc	F81002-2	3	
13	Bolt, M12x30-8.8 Hex Head Full Thread Zinc	F81004-22	1	
	LEG, LEFT STATIONARY ADJUSTABLE	501639	1	
14	Leg Weldment - Upper Part	500545-1	1	
15	Wide Foot - Adjustable Legs	501084-1	1	
16	Nut, M20-8 Hex Zinc	F81037-1	2	
17	Washer, 10.5 Flat Zinc	F81055-1	4	
18	Nut, M10-8-B Hex Nylon Zinc Lock	F81033-1	4	
19	Bolt, M10x25-8.8 Hex Head Full Thread Zinc	F81003-11	4	

8.12 Board Removal Assembly, Portable "M" Frame Sawmills with A/DH1-3 Hydraulics (Option)



REF.	DESCRIPTION (◆ Indicates Parts Available In Assemblies Only)	PART #	QTY
	BOARD REMOVAL ASSEMBLY, LT40M AH/DH1-3 PORTABLE	506530	1
	BOARD REMOVAL ASSEMBLY (See Section 4.5)	087839-1	1
	TABLE ASSEMBLY, "M" FRAME PORTABLE	506529	1
1	Table, "M" Frame	100672-1	1
2	Plate, Table Top	099946	1
3	Plate, Leg Mount	099945-1	1
4	Tube Weldment, "M" Frame Table Support	099941-1	1
5	Bolt, M10x30-5.8 Hex Head Full Thread Zinc	F81003-2	2
6	Washer, 10.5 Flat Zinc	F81055-1	12
7	Nut, M10-8-B Hex Nylon Zinc Lock	F81033-1	6
8	Bolt, M10x25-8.8 Hex Head Full Thread Zinc	F81003-11	4
9	Bolt, M8x20-8.8 Carriage Head Zinc	F81002-11	8
10	Washer, 8.4 Flat Zinc	F81054-1	14
11	Nut, M8-8-B Hex Nylon Zinc Lock	F81032-2	11
12	Bolt, M8x30-5.8 Hex Head Full Thread Zinc	F81002-2	3
13	Bolt, M12x30-8.8 Hex Head Full Thread Zinc	F81004-22	1

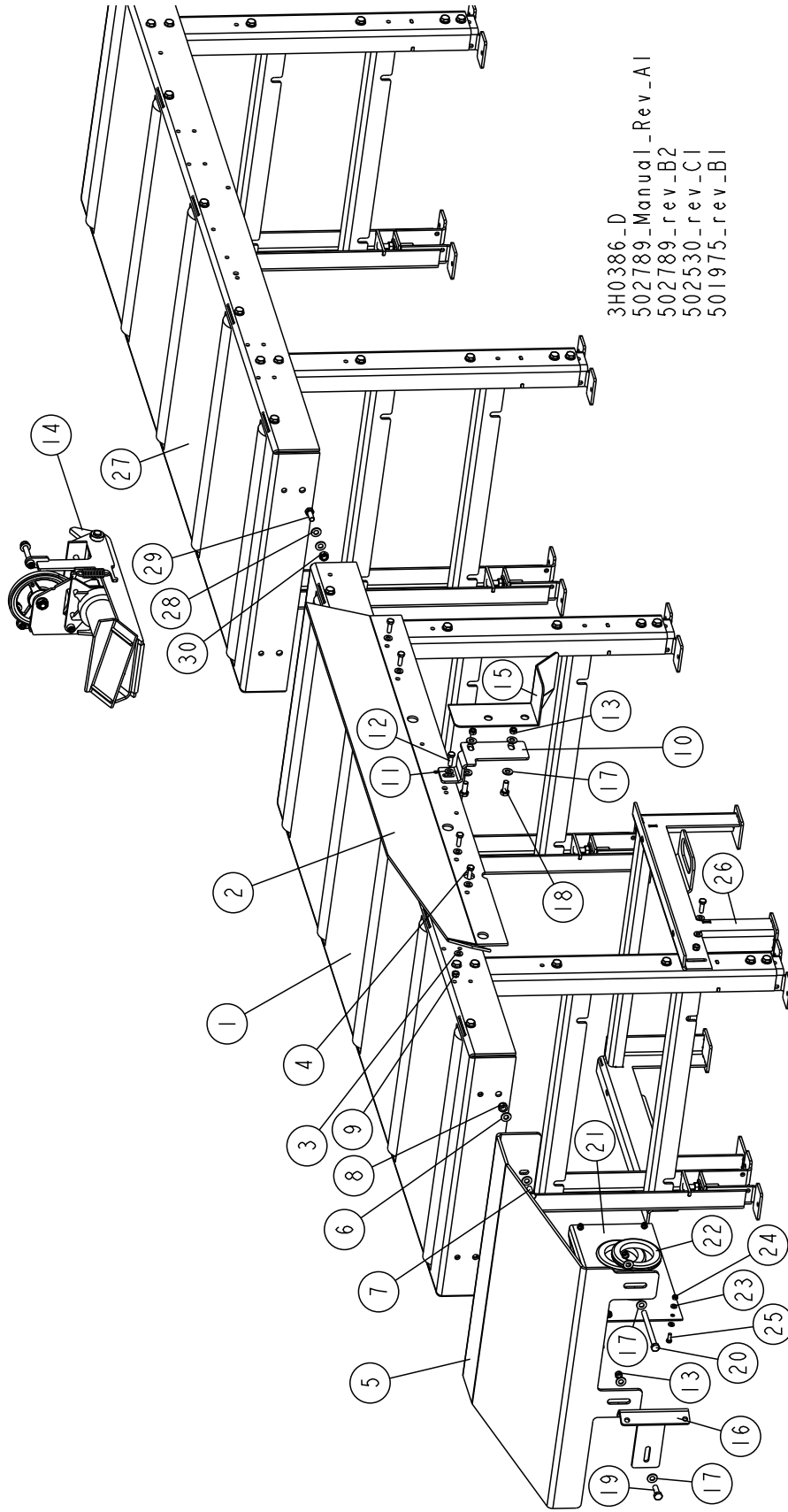
Bed Frame Assembly*Board Removal Assembly, Portable "M" Frame Sawmills with A/DH1-3 Hydraulics (Option)*

	LEG, COMPLETE SIDE FAO	094583	1	
14	BASE WELDMENT, FINE ADJUST OUTRIGGER LEG	093589	1	
15	GUIDE WELDMENT, SIDE FAO LEG	504243-1	1	
16	PIN, OUTRIGGER ZINC-PLATED	087012-1	1	
17	SPRING, 21 DIA.x38x2 ZINC-PLATED	087040	1	
18	PIN, DETENT	090197	1	
19	WASHER, 21 FLAT ZINC	F81059-2	2	
20	PIN, S-Zn 4x25 COTTER	F81043-2	1	
21	PIN, 8x65 ROLL ZINC	F81046-1	1	
22	WASHER, 10.5 FLAT ZINC	F81055-1	4	
23	BOLT, M10x25-8.8 HEX HEAD FULL THREAD ZINC	F81003-11	4	
24	NUT, M10-8-B HEX NYLON ZINC LOCK	F81033-1	4	

8.13 Board Return Table, Stationary "M" Frame Option

Bed Frame Assembly

Board Return Table, Stationary "M" Frame Option



REF.	DESCRIPTION	(◆ Indicates Parts Available In Assemblies Only)	PART #	QTY
------	-------------	--	--------	-----

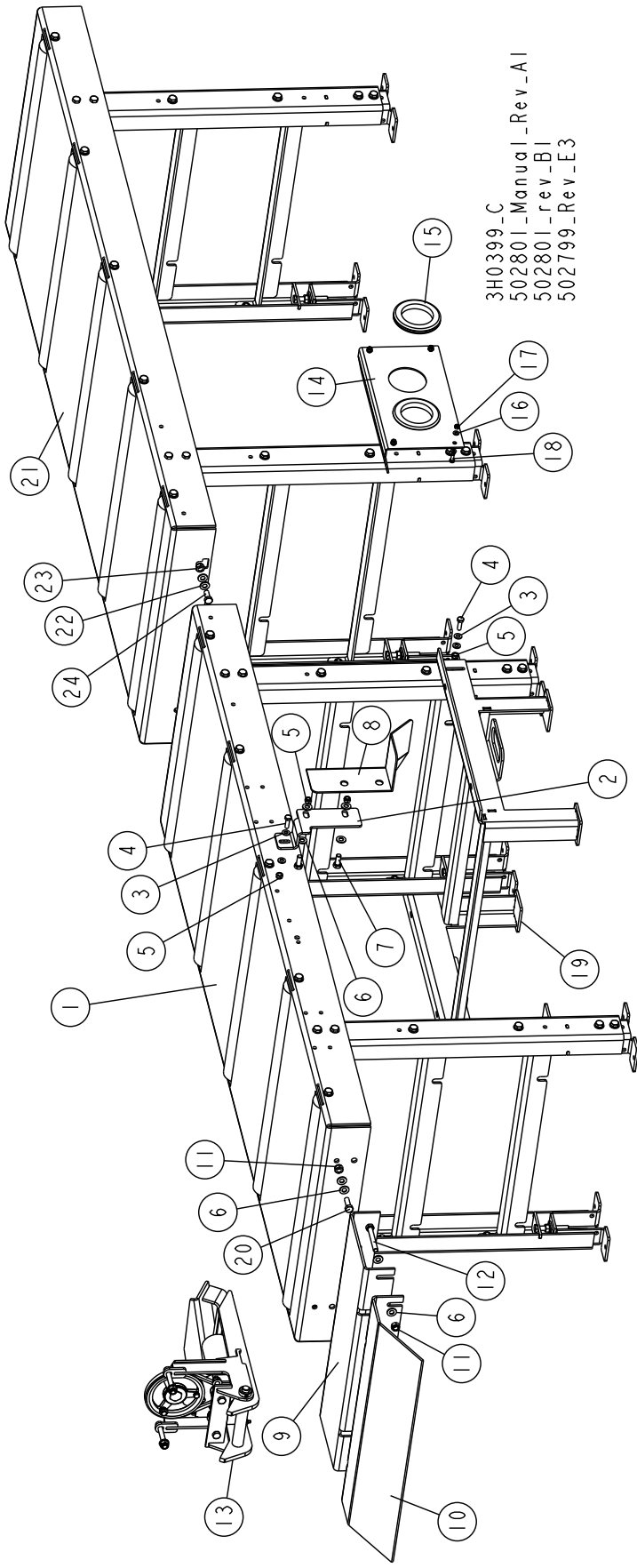
	TABLE, LT40M DOUBLE	502789	1	
	BOARD RETURN TABLE - LT40M LONG TABLE	502530	1	
	TABLE, "M" FRAME LONG SPECIAL	501975	1	
1	LONG TABLE, "M" FRAME See Section 8.16	502539	1	
2	BRACKET, BOARD RETURN TABLE	501978-1	1	
3	WASHER, 8.4 FLAT ZINC	F81054-1	8	
4	BOLT, M8X25-8.8-B HEX HEAD FULL THREAD	F81002-5	4	
5	PLATE, BOARD RETURN TABLE FRONT	501977-1	1	
6	WASHER, 10.5 FLAT ZINC	F81055-1	8	
7	BOLT, M10X25-8.8 HEX HEAD FULL THREAD ZINC	F81003-11	4	
8	NUT, M10-8-B NYLON HEX ZINC LOCK	F81033-1	4	
9	NUT, M8-8-B HEX NYLON LOCK ZINC	F81032-2	4	
10	BRACKET, "M" LONG TABLE	502519-1	1	
11	WASHER, 8.4 FLAT ZINC	F81054-1	6	
12	BOLT, M8X25-8.8-B HEX HEAD FULL THREAD	F81002-5	3	
13	NUT, M8-8-B HEX NYLON LOCK ZINC	F81032-2	7	
14	BOARD RETURN ASSEMBLY See Section 4.3	087839-1	1	
15	COVER, HYDRAULIC HOSE - SPECIAL	502500-1	1	
16	TUBE, TABLE LEG	502520-1	1	
17	WASHER, 10.5 FLAT ZINC	F81055-1	8	
18	BOLT, M10x25-8.8 HEX HEAD FULL THREAD ZINC	F81003-11	2	
19	BOLT, M10X30-5.8 HEX HEAD FULL THREAD ZINC	F81003-2	1	
20	BOLT, M10X125-8.8 HEX HEAD ZINC	F81003-18	1	
	COVER, HYDRAULIC HOSE - COMPLETE	504262	1	
21	PLATE, HYDRAULIC HOSE COVER - COMPLETE	504261-1	1	
22	COVER, RUBBER 80 MM	089293	2	
23	WASHER, 6.4 FLAT ZINC	F81053-1	8	
24	NUT, M6-8-B HEX NYLON LOCK ZINC	F81031-2	4	
25	BOLT, M6X16 -8.8 HEX HEAD FULL THREAD ZINC	F81001-32	4	
26	MOUNT, HYDRAULIC BOX	513155-1	1	
27	LONG TABLE, "M" FRAME See Section 8.16	502539	1	
28	WASHER, 10.5 FLAT ZINC	F81055-1	4	
29	BOLT, M10x25-8.8 HEX HEAD FULL THREAD ZINC	F81003-11	2	
30	NUT, M10-8-B NYLON HEX ZINC LOCK	F81033-1	2	



Bed Frame Assembly

Board Return Table (LT40M A/DH4-7 Option)

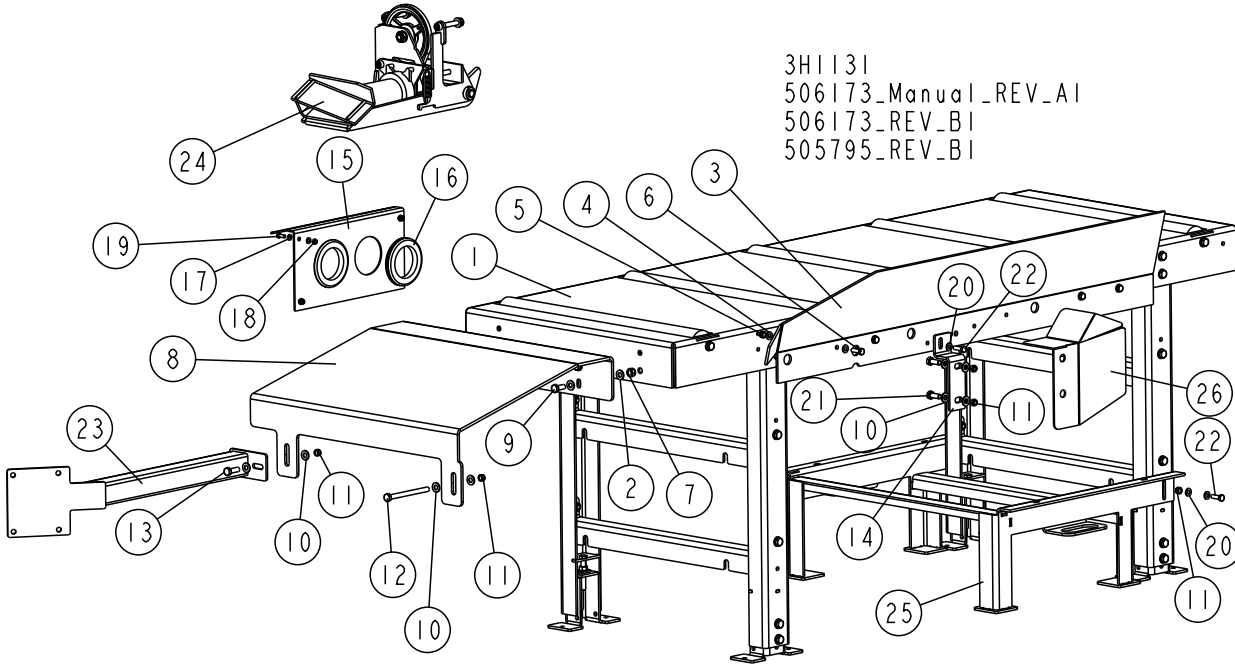
8.14 Board Return Table (LT40M A/DH4-7 Option)



Bed Frame Assembly**Board Return Table (LT40M A/DH4-7 Option)**

REF.	DESCRIPTION (◆ Indicates Parts Available In Assemblies Only)	PART #	QTY
	TABLE, LT40M A/DH4-7 DOUBLE	502801	1
	BOARD RETURN TABLE - LT40M A/DH4-7 LONG TABLE	502799	1
1	LONG TABLE, "M" FRAME See Section 8.16	502539	1
2	BRACKET, "M" LONG TABLE	502519-1	1
3	WASHER, 8.4 FLAT ZINC	F81054-1	6
4	BOLT, M8X25-8.8-B HEX HEAD FULL THREAD	F81002-5	3
5	NUT, M8-8-B HEX NYLON LOCK ZINC	F81032-2	5
6	WASHER, 10.5 FLAT ZINC	F81055-1	12
7	BOLT, M10X25-8.8 HEX HEAD FULL THREAD ZINC	F81003-11	2
8	COVER, HYDRAULIC HOSE - SPECIAL	502500-1	1
9	PLATE, TABLE AH4-7 "M" FRAME	512575-1	1
10	PLATE, BOARD REMOVAL ASSEMBLY	099953-1	1
11	NUT, M10-8-B NYLON HEX ZINC LOCK	F81033-1	4
12	BOLT, M10X75-8.8 HEX HEAD ZINC	F81003-15	2
13	BOARD RETURN ASSEMBLY See Section 4.3	087839-1	1
	COVER, HYDRAULIC HOSE - COMPLETE	504262	1
14	PLATE, HYDRAULIC HOSE COVER - COMPLETE	504261-1	1
15	COVER, RUBBER 80 MM	089293	2
16	WASHER, 6.4 FLAT ZINC	F81053-1	8
17	NUT, M6-8-B HEX NYLON LOCK ZINC	F81031-2	4
18	BOLT, M6X16 -8.8 HEX HEAD FULL THREAD ZINC	F81001-32	4
19	MOUNT, HYDRAULIC BOX	513155-1	1
20	BOLT, M10X30-5.8 HEX HEAD FULL THREAD ZINC	F81003-2	2
21	LONG TABLE, "M" FRAME See Section 8.16	502539	1
22	WASHER, 10.5 FLAT ZINC	F81055-1	4
23	NUT, M10-8-B NYLON HEX ZINC LOCK	F81033-1	2
24	BOLT, M10X25-8.8 HEX HEAD FULL THREAD ZINC	F81003-11	2

8.15 Board Return Assembly - LT40S Long Table



REF.	DESCRIPTION (◆ Indicates Parts Available In Assemblies Only)	PART #	QTY
	BOARD RETURN ASSEMBLY- LT40S LONG TABLE	506173	1
	LONG TABLE, "S" FRAME	505795	1
1	LONG TABLE, "M" FRAME See Section 8.16	502539	1
2	WASHER, 10.5 FLAT ZINC	F81055-1	8
3	PLATE, SIDE, BOARD RETURN	501978-1	1
4	WASHER, 8.4 FLAT ZINC	F81054-1	8
5	NUT, M8-8-B HEX NYLON ZINC LOCK	F81032-2	5
6	BOLT, M8x25-8.8-B HEX HEAD FULL THREAD ZINC	F81002-5	4
7	NUT, M10-8-B HEX NYLON ZINC LOCK	F81033-1	4
8	PLATE, OUTFEED TABLE FRONT	505794-1	1
9	BOLT, M10X25-8.8 HEX HEAD FULL THREAD ZINC	F81003-11	4
10	WASHER, 10.5 FLAT ZINC	F81055-1	8
11	NUT, M8-8-B HEX NYLON ZINC LOCK	F81032-2	6
12	BOLT, M10 x 125-8.8 HEX HEAD ZINC	F81003-18	1
13	BOLT, M10X30-5.8 HEX HEAD FULL THREAD ZINC	F81003-2	1
14	BRACKET, TABLE LONG M-TYPE	506172-1	1
	COVER, HYDRAULIC HOSE - COMPLETE	504262	1
15	PLATE, HYDRAULIC HOSE COVER - COMPLETE	504261-1	1
16	COVER, RUBBER 80 MM	089293	2
17	WASHER, 6.4 FLAT ZINC	F81053-1	8
18	NUT, M6-8-B HEX NYLON LOCK ZINC	F81031-2	4
19	BOLT, M6X16 -8.8 HEX HEAD FULL THREAD ZINC	F81001-32	4
20	WASHER, 8.4 FLAT ZINC	F81054-1	5

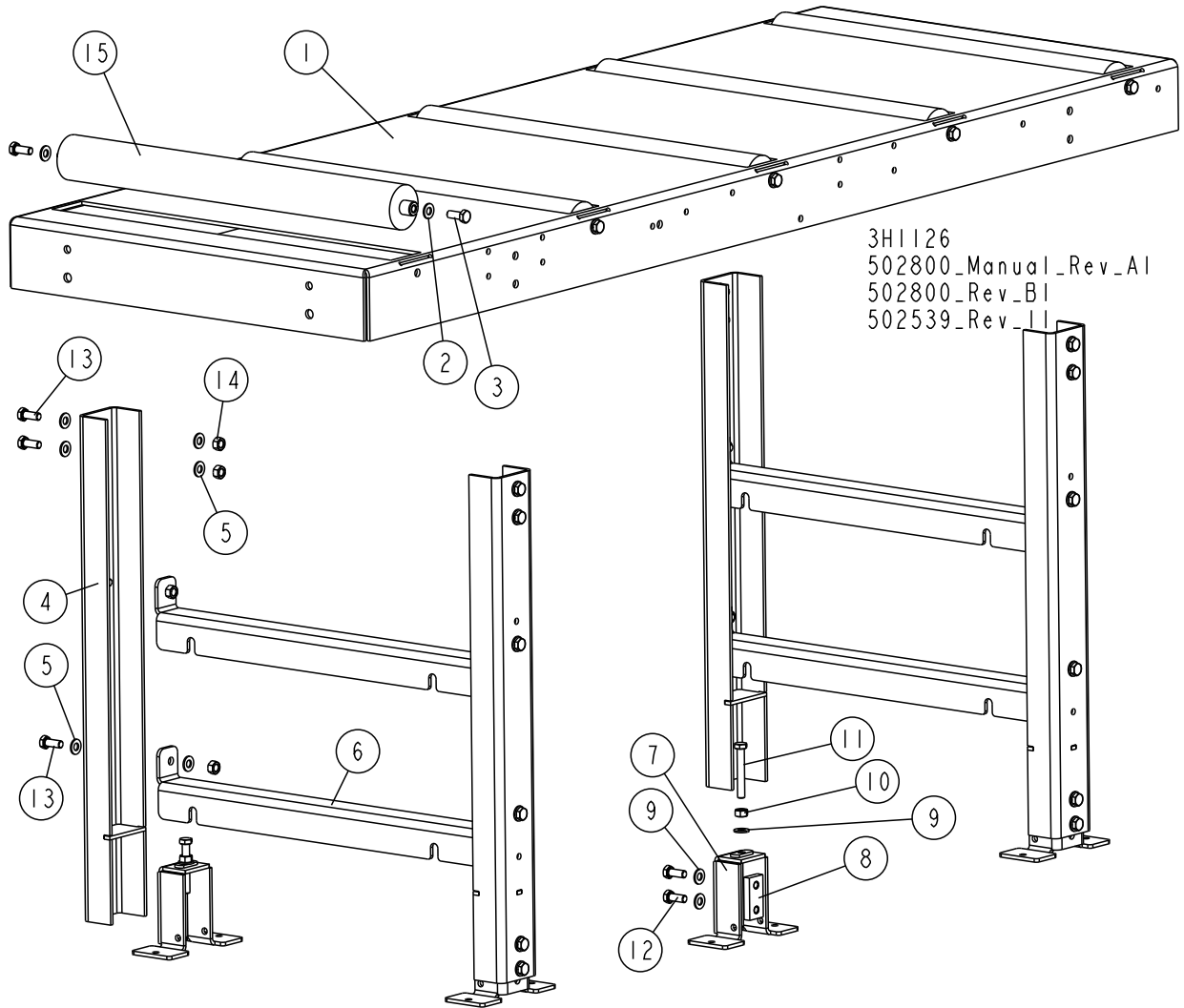


Bed Frame Assembly

Board Return Assembly - LT40S Long Table

21	BOLT, M10X25-8.8 HEX HEAD FULL THREAD ZINC	F81003-11	2	
22	BOLT, M8x25-8.8-B HEX HEAD FULL THREAD ZINC	F81002-5	3	
23	BRACKET, S-TYPE FRAME LONG TABLE	506171-1	1	
24	BOARD RETURN ASSEMBLY See Section 4.5	087839-1	1	
25	MOUNT, HYDRAULIC BOX	513155-1	1	
26	COVER, HYDRAULIC HOSE - SPECIAL	502500-1	1	

8.16 Long Table



REF.	DESCRIPTION (◆ Indicates Parts Available In Assemblies Only)	PART #	QTY
	LONG TABLE, "M" FRAME	502539	1
1	TABLE WLDMT, BOARD RETURN	512488-1	1
2	WASHER, 10.5 FLAT ZINC	F81055-1	10
3	BOLT, M10X25-8.8 HEX HEAD FULL THREAD ZINC	F81003-11	10
	LEG, TABLE COMPLETE	501974	2
4	LEG, TABLE	501976	2
5	WASHER, 10.5 FLAT ZINC	F81055-1	15
6	CROSS-BAR, TABLE	500074-1	2
	COMPLETE, ADJUSTABLE LEG FOOT	101014	2
7	FOOT, LEG ADJUSTABLE	101022-1	1
8	PLATE, M10 CLAMPING ZINC-PLATED	101242-1	1
9	WASHER, 10.5 FLAT ZINC	F81055-1	3
10	NUT, M10-8-B-HEX ZINC	F81033-3	1
11	BOLT, M10x70-8.8-HEX HEAD FULL THREAD ZINC	F81003-20	1
12	BOLT, M10x25-8.8-HEX HEAD FULL THREAD ZINC	F81003-11	2

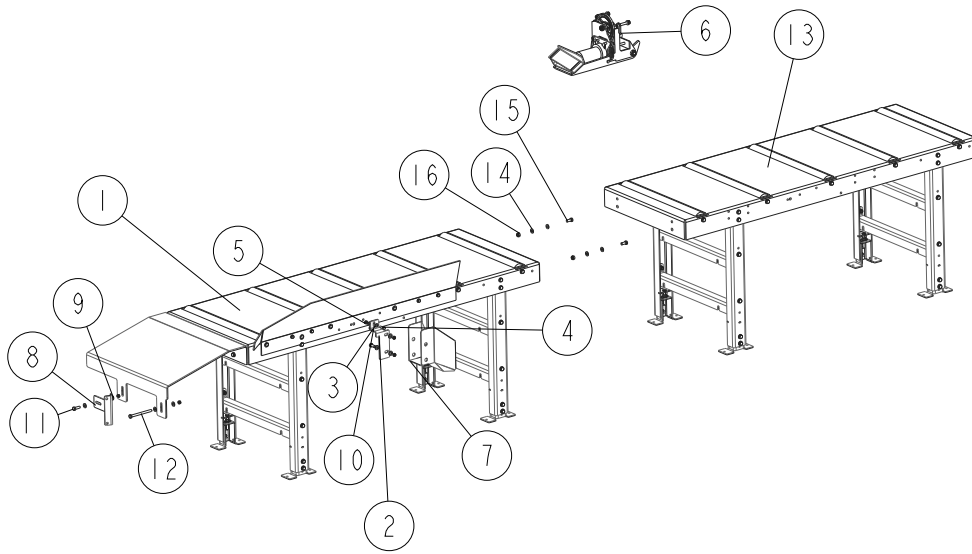


Bed Frame Assembly

Long Table

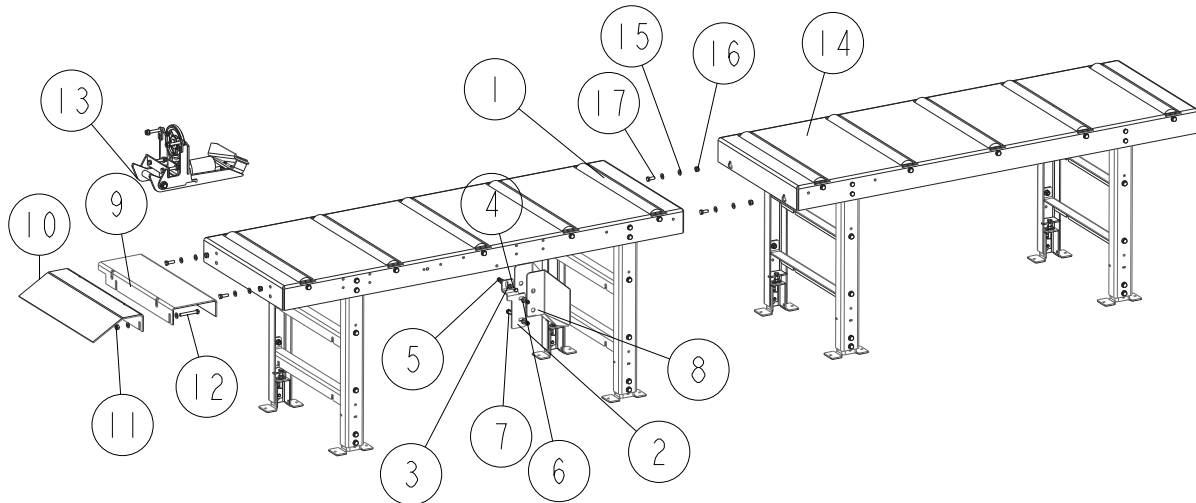
REF.	DESCRIPTION (◆ Indicates Parts Available In Assemblies Only)	PART #	QTY	
13	BOLT, M10x25-8.8-HEX HEAD FULL THREAD ZINC	F81003-11	8	
14	NUT, M10-8-B-HEX ZINC	F81033-3	8	
15	ROLLER 63.5/20X590	501090-1	5	

8.17 Board Return Assembly w/Dual Table (Option for LT40M-ST)



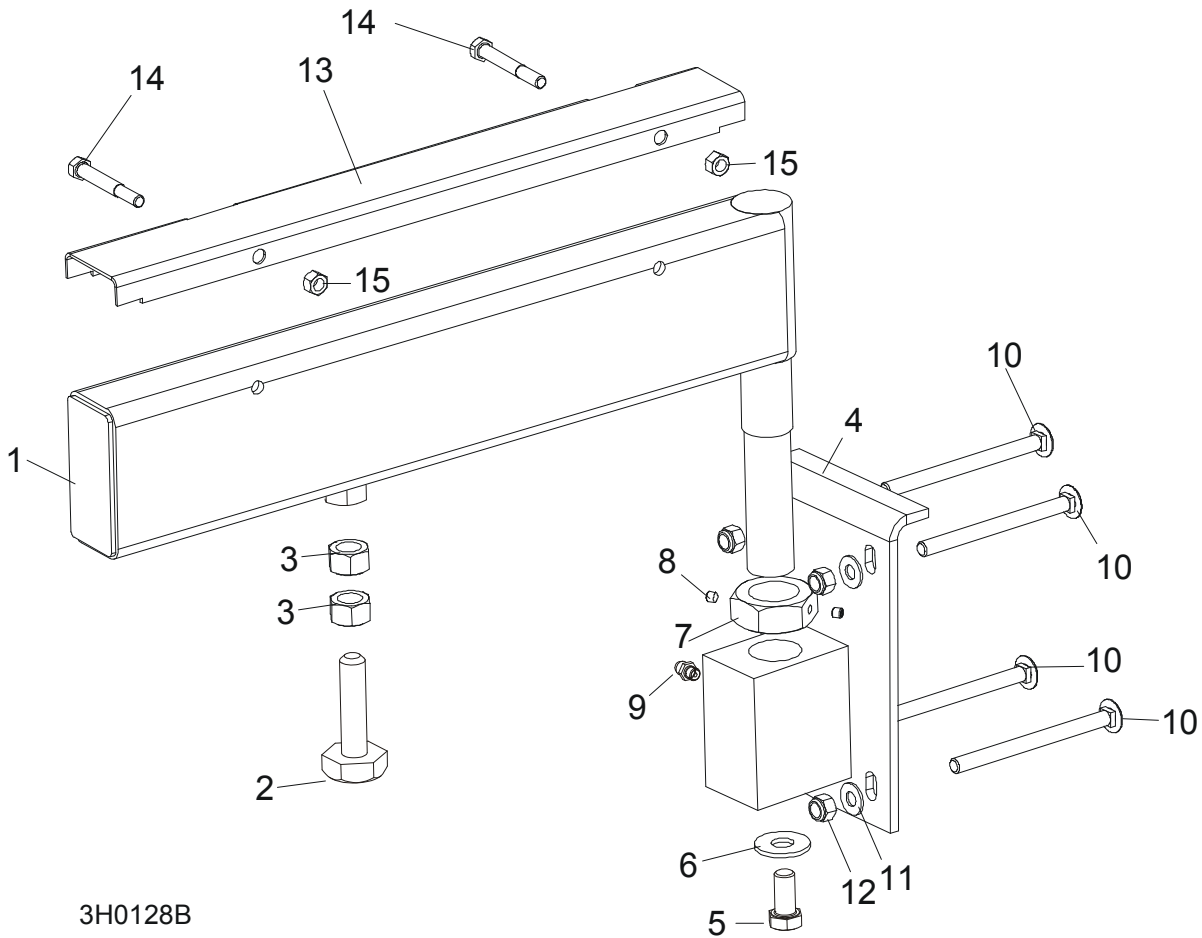
REF.	DESCRIPTION (◆ Indicates Parts Available in Assemblies Only)	PART #	QTY
	TABLE, LT40M-ST DUAL	520629	1
	BOARD RETURN ASSEMBLY - LONG TABLE	520628	1
1	TABLE, "M" FRAME LONG See Section 8.14	501975	1
2	BRACKET, "M" LONG TABLE	502519-1	1
3	WASHER, 8.4 FLAT ZINC	F81054-1	2
4	BOLT, M8 X 25-8.8-B HEX HEAD FULL THREAD ZINC	F81002-5	1
5	NUT, M8-8-B HEX NYLON ZINC LOCK	F81032-2	5
6	BOARD RETURN ASSEMBLY, LT40 See Section 4.3	087839-1	1
7	GUARD WELDMENT, HYDRAULIC HOSE	502500-1	1
8	PLATE, LEG CONNECTION	502520-1	1
9	WASHER, 10.5 FLAT ZINC	F81055-1	8
10	BOLT, M10X25 8.8 HEX HEAD FULL THREAD ZINC	F81003-11	2
11	BOLT, M10X30-5.8 HEX HEAD FULL THREAD ZINC	F81003-2	1
12	BOLT, M10X125-8.8 HEX HEAD ZINC	F81003-18	1
13	TABLE, "M" FRAME LONG See Section 8.14	502539	1
14	WASHER, 10.5 FLAT ZINC	F81055-1	4
15	BOLT, M10X25 8.8 HEX HEAD FULL THREAD ZINC	F81003-11	2
16	BOLT, M10X25 8.8 HEX HEAD FULL THREAD ZINC	F810033-1	2

8.18 Board Return Assembly w/Dual Table, AH4-7/DH4-7 (Option for LT40M-ST)



REF.	DESCRIPTION (◆ Indicates Parts Available in Assemblies Only)	PART #	QTY
	TABLE, LT40M-ST AH/DH4-7 DUAL	520637	1
	TABLE, LT40M-ST AH/DH4-7 LONG	520636	1
1	TABLE, "M" FRAME LONG See Section 8.14	502539	1
2	BRACKET, "M" LONG TABLE	502519-1	1
3	WASHER, 8.4 FLAT ZINC	F81054-1	2
4	BOLT, M8X25-8.8-B HEX HEAD FULL THREAD ZINC	F81002-5	1
5	NUT, M8-8-B HEX NYLON ZINC LOCK	F81032-2	3
6	WASHER, 10.5 FLAT ZINC	F81055-1	12
7	BOLT, M10X25 8.8 HEX HEAD FULL THREAD ZINC	F81003-11	2
8	GUARD WELDMENT, HYDRAULIC HOSE	502500-1	1
9	BLACHA STOŁU AH4-7 RAMY MPLATE, TABLE AH4-7 "M" FRAME	512575-1	1
10	PLYTA ZSUWU DESEKPLATE, BOARD REMOVAL ASSEMBLY	099953-1	1
11	NUT, M10 DIN6334/BN1933 COUPLING	F81033-11	4
12	BOLT, M10X75-8.8 HEX HEAD ZINC	F81003-15	2
13	BOARD RETURN ASSEMBLY, LT40 See Section 4.3	087839-1	1
14	TABLE, "M" FRAME LONG See Section 8.14	502539	1
15	WASHER, 10.5 FLAT ZINC	F81055-1	4
16	NUT, M10-8-B HEX NYLON ZINC LOCK	F81033-1	2
17	BOLT, M10x25-8.8 HEX HEAD FULL THREAD ZINC	F81003-11	2

8.19 Pivot Bed Rail Assembly



3H0128B

REF.	DESCRIPTION (◆ Indicates Parts Available In Assemblies Only)	PART #	QTY
	PIVOT BED RAIL ASSEMBLY (LT30HD)	087829	2
	PIVOT BED RAIL ASSEMBLY (LT40HD)	087855	2
1	Pivot Bed Rail Weldment (LT30HD)	087852-1	1
	Pivot Bed Rail Weldment (LT40HD)	087848-1	1
	Bolt Assembly, Bed Rail Adjustment		1
2	Bolt, Bed Rail Adjustment	086809	1
3	Nut, M16-5.8 Hex Zinc	F81036-1	2
4	Bracket, Pivot Rail Mounting	087841-1	1
5	Bolt, M12x25-8.8 Hex Head Full Thread Zinc	F81004-31	1
6	Washer, 9/16" Flat Zinc	F05011-52	1
7	Nut, M32x2-04-B Hex Thin Zinc	087975	1
8	Screw, 1/4-28 x 1/4" Brass Tip Set	F05005-42	2
9	Fitting, 3/16" Grease	086280	1
10	BOLT, 3M10 X 120-8.8 CARRIAGE HEAD	F81003-14	2
11	BOLT, 3/8-16 X 5" CARRIAGE HEAD	F05007-113	6
12	WASHER, 10.5 FLAT ZINC	F81055-1	8
13	NUT, M16-8 HEX NYLON ZINC LOCK	F81036-2	8

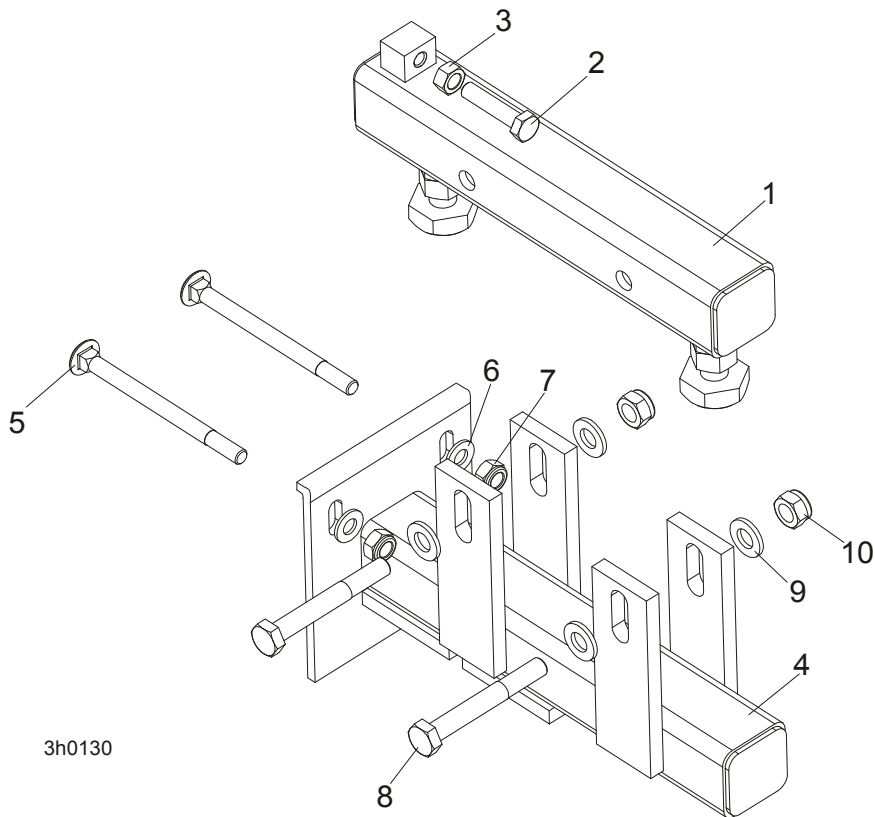
8

Bed Frame Assembly

Pivot Bed Rail Assembly

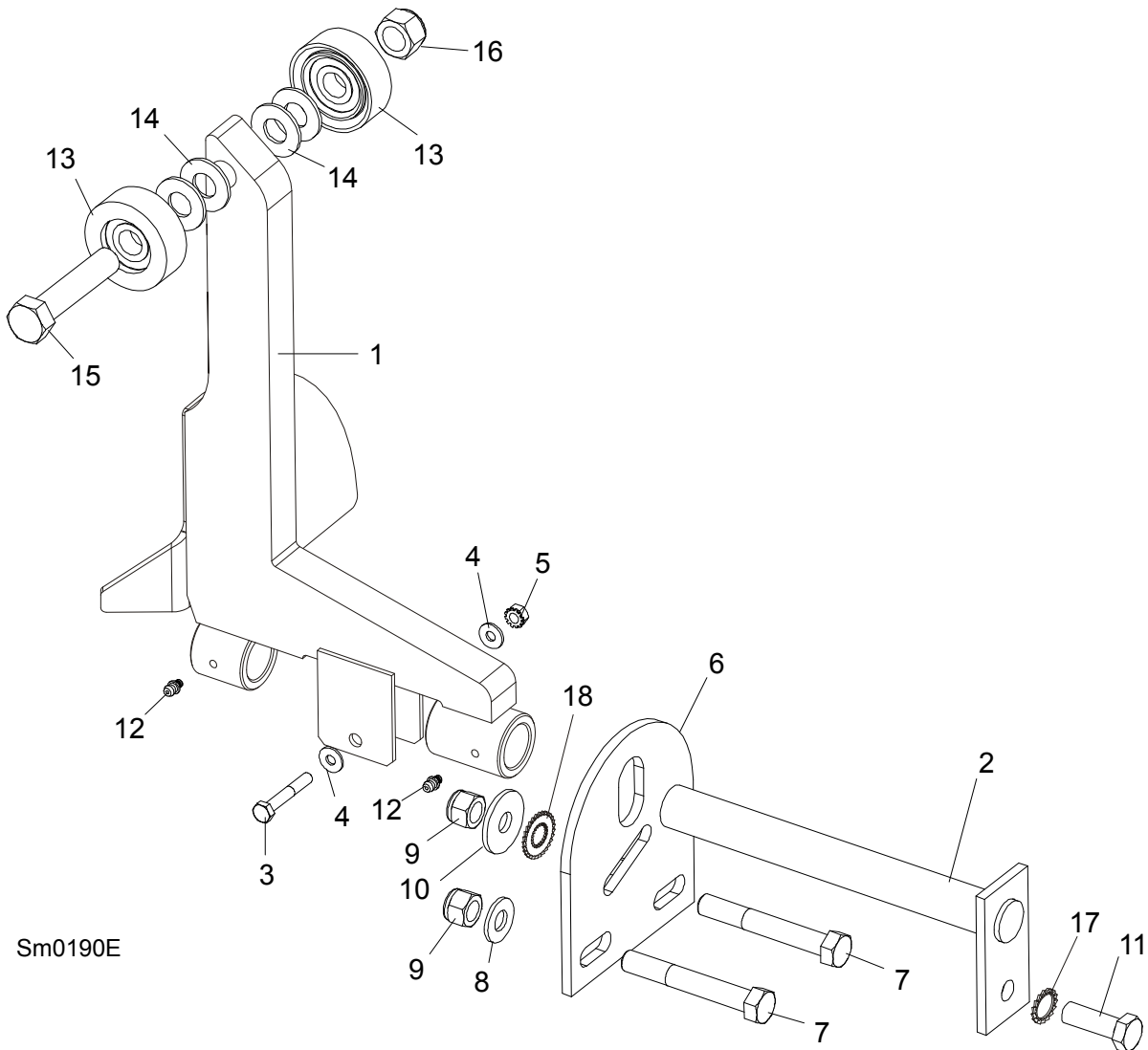
	COVER KIT, PIVOT RAIL STAINLESS STEEL (LT30HD)	015926	2	
	COVER KIT, PIVOT RAIL STAINLESS STEEL (LT40HD)	N/A	2	
14	Cover, Stainless Steel Pivot Bed Rail (LT30HD)	012994	1	
	Cover, Stainless Steel Pivot Bed Rail	099123	1	
15	Bolt, 5/16-18 X 2 1/2" Hex Head	F05006-10	2	
16	Nut, 5/16-18 Hex Lock	F05010-6	2	
	WRENCH, BED RAIL ADJUSTMENT (See Section 8.3)	015970	1	

8.20 Bed Rail Assembly, Optional End



REF.	DESCRIPTION (◆ Indicates Parts Available In Assemblies Only)	PART #	QTY
	BED RAIL ASSY, OPTIONAL END	094102	1
1	Zinc-plated Bed Rail	094103-1	1
2	Bolt, M8X45-8.8 Hex Head Full Thread Zinc	F81002-14	1
3	Nut, M8-8-B Hex Zinc	F81032-1	1
4	Bed Rail Weldment, End Painted	094104-1	1
5	Bolt, M10x120 8.8 Mushroom Head Square Neck Zinc	F81003-33	2
6	Washer, 10.5 Zinc Flat	F81055-1	2
7	Nut, M10-8-B Hex Nylon Zinc Lock	F81033-1	2
8	Bolt, M12 x 90-8.8 Hex Head Zinc	F81004-2	2
9	Washer, 13 Zinc Flat	F81056-1	4
10	Nut, M12-8 Hex Nylon Zinc Lock	F81034-2	2

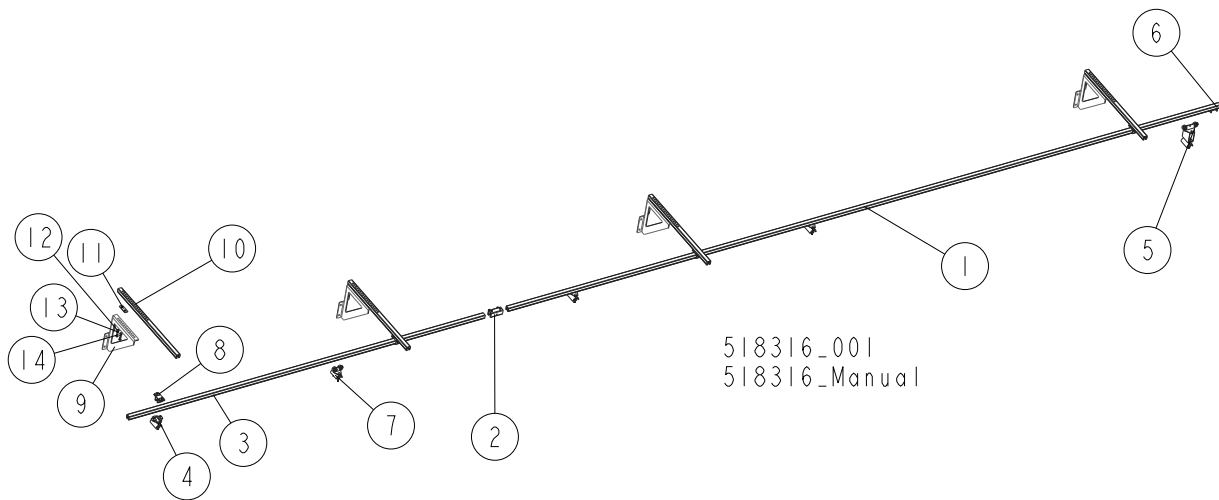
8.21 Log Side Support Assembly (Manual)



Sm0190E

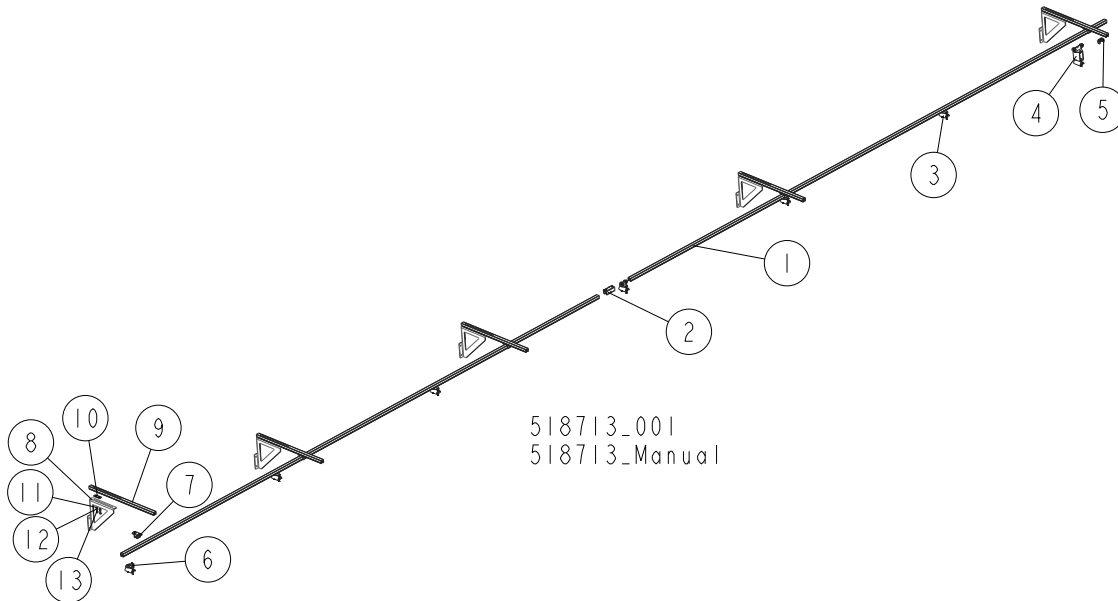
<u>See Section 9.7</u> for hydraulic side supports...			
REF.	DESCRIPTION (◆ Indicates Parts Available In Assemblies Only)	PART #	QTY
1	SUPPORT, LOG SIDE W/GUARD	099785-1	1
2	PIN, LOG SIDE SUPPORT PIVOT	091549-1	1
3	BOLT, M8X45 - 8.8 HEX HEAD FULL THREAD ZINC	F81002-14	1
4	WASHER, 8.4 FLAT ZINC	F81054-1	2
5	NUT, M8-8-B SELF LOCKING	F81032-2	1
6	PLATE, LOG SIDE SUPPORT END	091591-1	1
7	BOLT, M12 X 75-8.8 HEX HEAD ZINC	F81004-21	2
8	WASHER, 13 FLAT ZINC	F81056-1	2
9	NUT, M12-8 HEX NYLON LOCK	F81034-2	3
10	WASHER, .5" X 1.63" X 11" GA.	086184	1
11	BOLT, M12 X 35-8.8 HEX HEAD	F81004-24	1
12	FITTING, 3/16" GREASE	P04107	2

13	ROLLER ASSEMBLY, SIDE SUPPORT	015014-1	2	
14	WASHER, 17 FLAT ZINC	F81058-1	2	
15	BOLT, M16X65-8.8-B HEX HEAD FULL THREAD ZINC	F81006-1	1	
16	NUT, M16-8 HEX NYLON ZINC LOCK	F81036-2	1	
17	WASHER, BN781 M12/13 EXTERNALLY SERRATED	F81056-16	1	
18	WASHER, BN783 M12/12.3/30.3	F81056-17	1	
	INSTRUCTION SHEET, SIDE SUPPORT ROLLER	015109-526	1	

8.22 Remote Equipment for Installation on a Wall (Cutting Length of 6.5 m)

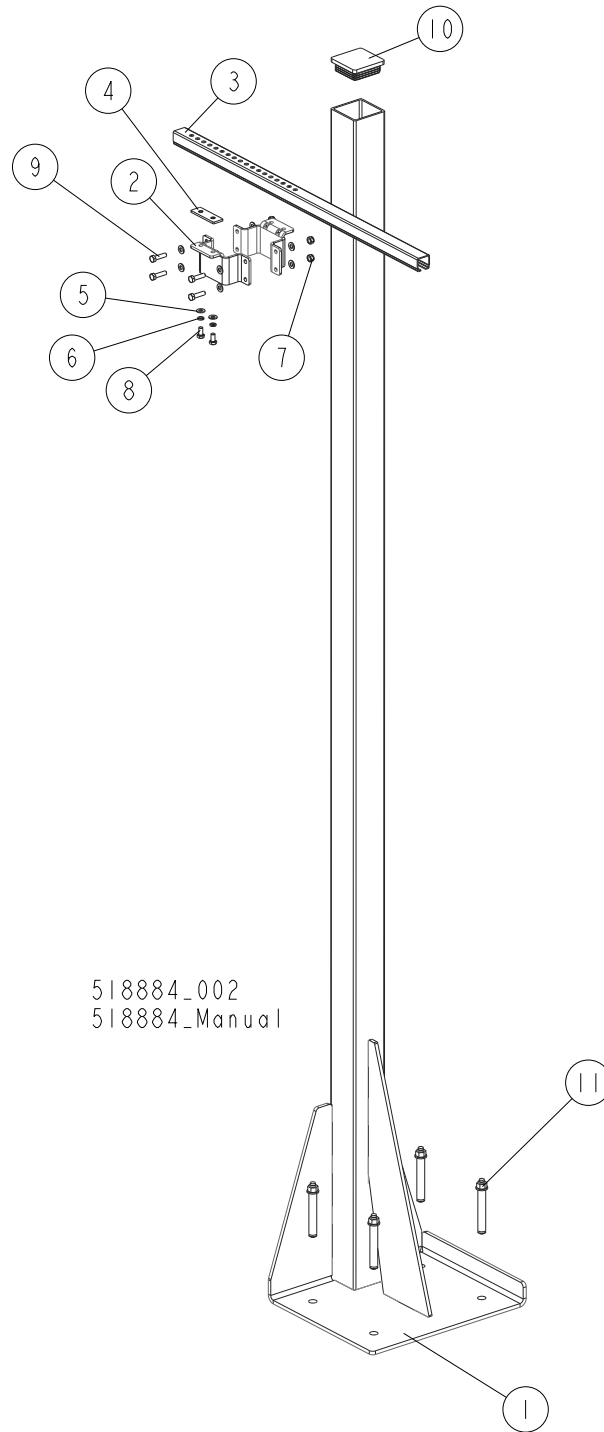
REF.	DESCRIPTION (◆ Indicates Parts Available In Assemblies Only)	PART #	QTY
	REMOTE EQUIPMENT (CUTTING LENGTH OF 6.5 M)	518316	1
	RAIL, COMPLETE GUIDE (CUTTING LENGTH OF 6.5M)	518315	1
1	RAIL, 6 M C-PROFILE	518332	1
2	COUPLER, TRACK	518705	1
3	RAIL, 3 M C-PROFILE	518313	1
4	CLAMP, FLAT CABLE - END	518701	1
5	TROLLEY, TOWING	518334	1
6	STOP, END	518700	1
7	TROLLEY, CABLE MOVING	518333	3
8	BRACKET, BOLT-ON	518702	4
	RAIL BRACKET KIT FOR WALL MOUNTING	518724	4
9	BRACKET, GUIDE RAIL (FOR WALL MOUNTING)	518728-1	1
10	ARM, RAIL BRACKET	518709	1
11	PLATE, ARM CLAMPING	518885-1	1
12	WASHER, 8.4 FLAT ZINC	F81054-1	2
13	WASHER, 8.2 SPLIT LOCK ZINC	F81054-4	2
14	BOLT, M8x16-8.8-B HEX HEAD FULL THREAD ZINC	F81002-20	2

8.23 Remote Equipment for Installation on a Wall (Cutting Length of 6.5-10 m)



REF.	DESCRIPTION (◆ Indicates Parts Available In Assemblies Only)	PART #	QTY
	REMOTE EQUIPMENT (CUTTING LENGTH OF 6.5-10 M)	518713	1
	RAIL, COMPLETE GUIDE (CUTTING LENGTH OF 6.5-10 M)	518704	1
1	RAIL, 6 M C-PROFILE	518332	2
2	COUPLER, TRACK	518705	1
3	TROLLEY, CABLE MOVING	518333	5
4	TROLLEY, TOWING	518334	1
5	STOP, END	518700	1
6	CLAMP, FLAT CABLE - END	518701	1
7	BRACKET, BOLT-ON	518702	5
8	RAIL BRACKET KIT FOR WALL MOUNTING	518724	5
9	BRACKET, GUIDE RAIL (FOR WALL MOUNTING)	518728-1	1
10	ARM, RAIL BRACKET	518709	1
11	PLATE, ARM CLAMPING	518885-1	1
12	WASHER, 8.4 FLAT ZINC	F81054-1	2
13	WASHER, 8.2 SPLIT LOCK ZINC	F81054-4	2

8.24 Guide Rail Support Post



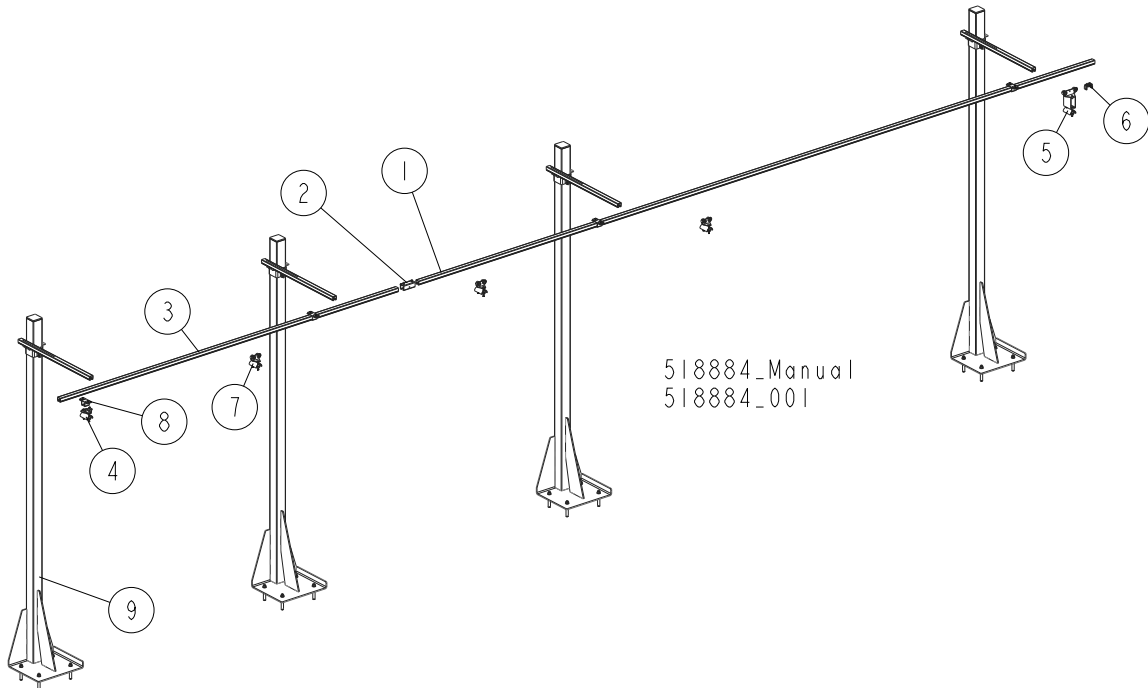
REF.	DESCRIPTION (◆ Indicates Parts Available In Assemblies Only)	PART #	QTY
	POST, GUIDE RAIL SUPPORT - COMPLETE	518736	1
1	POST, GUIDE RAIL SUPPORT	518707-1	1
2	BRACKET, 80X80 TUBE WRAP	518725-1	2
3	ARM, RAIL BRACKET	518709	1
4	PLATE, ARM CLAMPING	518885-1	1

REF.	DESCRIPTION (◆ Indicates Parts Available In Assemblies Only)	PART #	QTY
5	WASHER, 8.4 FLAT ZINC	F81054-1	10
6	WASHER, 8.2 SPLIT LOCK ZINC	F81054-4	2
7	NUT, M8 8 HEX NYLON ZINC LOCK	F81032-2	4
8	BOLT, M8X16-8.8-B HEX HEAD FULL THREAD ZINC	F81002-20	2
9	BOLT, M8X30-5.8-B HEX HEAD FULL THREAD ZINC	F81002-2	4
10	CAP, 80X80 2-4 #111227 TUBE END	089644	1
11	PIN, LT 16X120	501877	4

8 Bed Frame Assembly

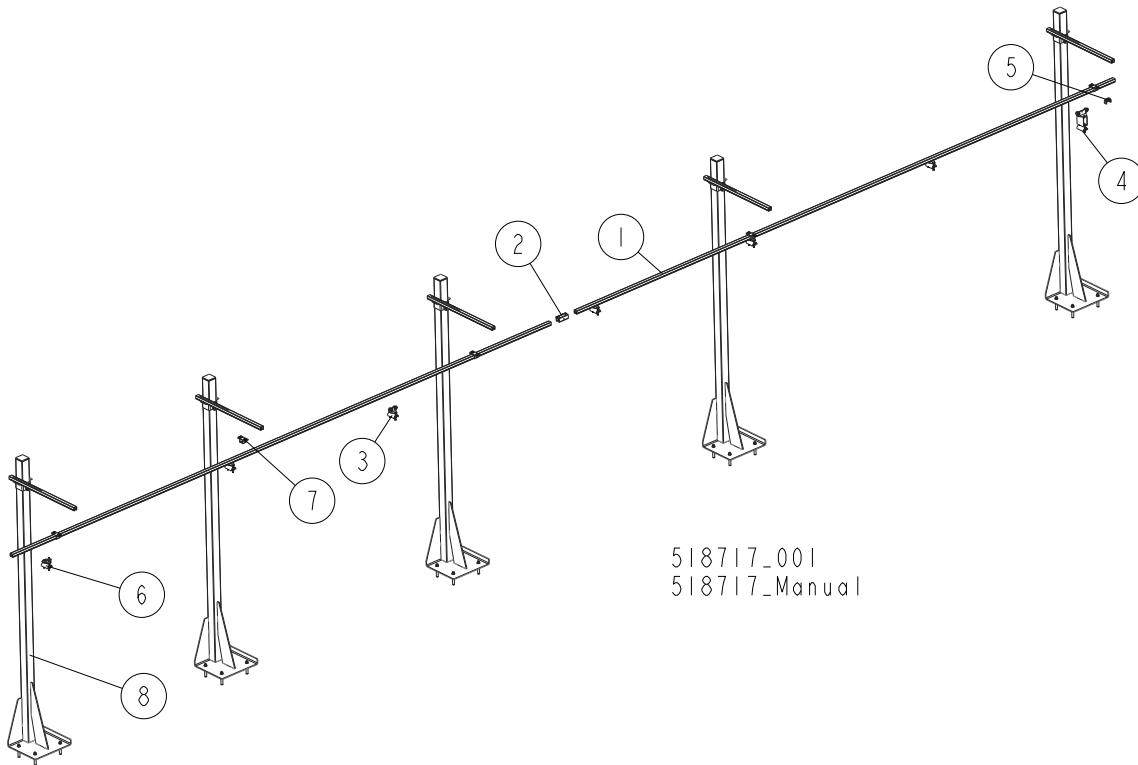
4-Post Remote Set

8.25 4-Post Remote Set



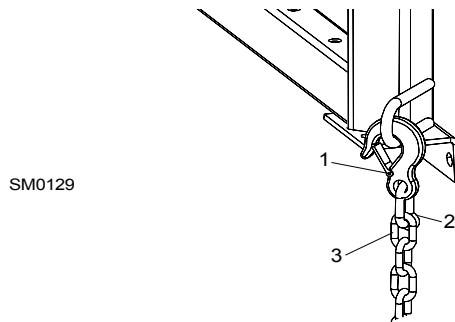
REF.	DESCRIPTION (◆ Indicates Parts Available In Assemblies Only)	PART #	QTY
	REMOTE SET, 4-POST	518884	1
	RAIL, COMPLETE GUIDE (CUTTING LENGTH OF 6.5M)	518315	1
1	RAIL, 6 M C-PROFILE	518332	1
2	COUPLER, TRACK	518705	1
3	RAIL, 3 M C-PROFILE	518313	1
4	CLAMP, FLAT CABLE - END	518701	1
5	TROLLEY, TOWING	518334	1
6	STOP, END	518700	1
7	TROLLEY, CABLE MOVING	518333	3
8	BRACKET, BOLT-ON	518702	4
9	POST, GUIDE RAIL SUPPORT	518736	4

8.26 5-Post Remote Set



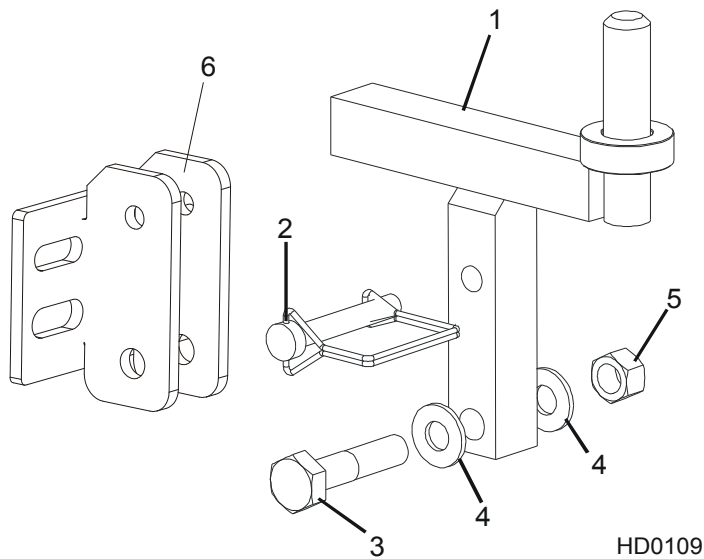
REF.	DESCRIPTION (◆ Indicates Parts Available In Assemblies Only)	PART #	QTY
	REMOTE SET, 5-POST	518717	1
	RAIL, COMPLETE GUIDE (CUTTING LENGTH OF 6.5-10 M)	518704	1
1	RAIL, 6 M C-PROFILE	518332	2
2	COUPLER, TRACK	518705	1
3	TROLLEY, CABLE MOVING	518333	5
4	TROLLEY, TOWING	518334	1
5	STOP, END	518700	1
6	CLAMP, FLAT CABLE - END	518701	1
7	BRACKET, BOLT-ON	518702	5
8	POST, GUIDE RAIL SUPPORT	518736	5

8.27 Tie Down Chain Assembly



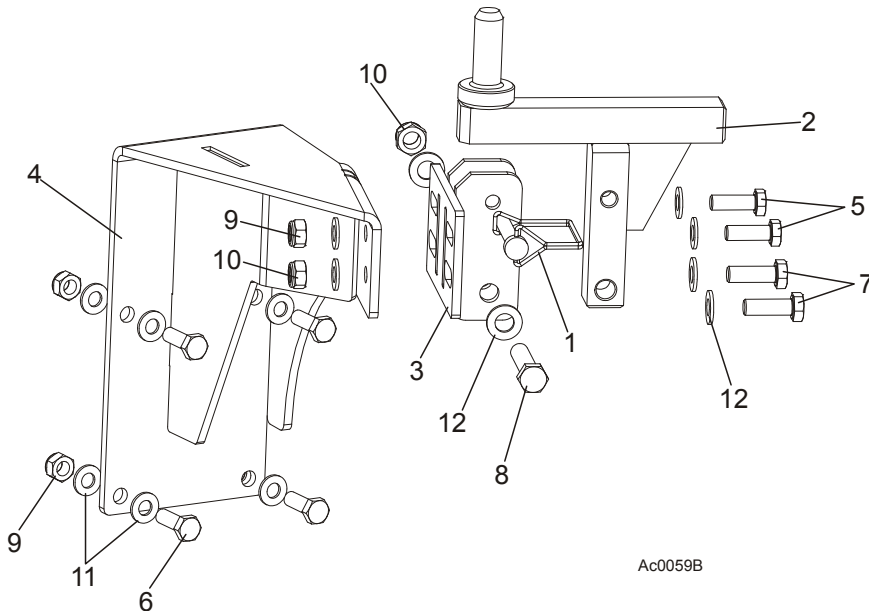
REF.	DESCRIPTION (◆ Indicates Parts Available In Assemblies Only)	PART #	QTY	
	CHAIN ASSEMBLY, TIE DOWN	A04376-1	1	
1	Hook, 5/8" Safety Chain	P12075	1	◆
2	Screw Closed Chain Link, 10	100767	1	◆
3	Chain, N-10 x 35, 6 Links	100951	1	◆

8.28 Saw Head Rest Pin Assembly



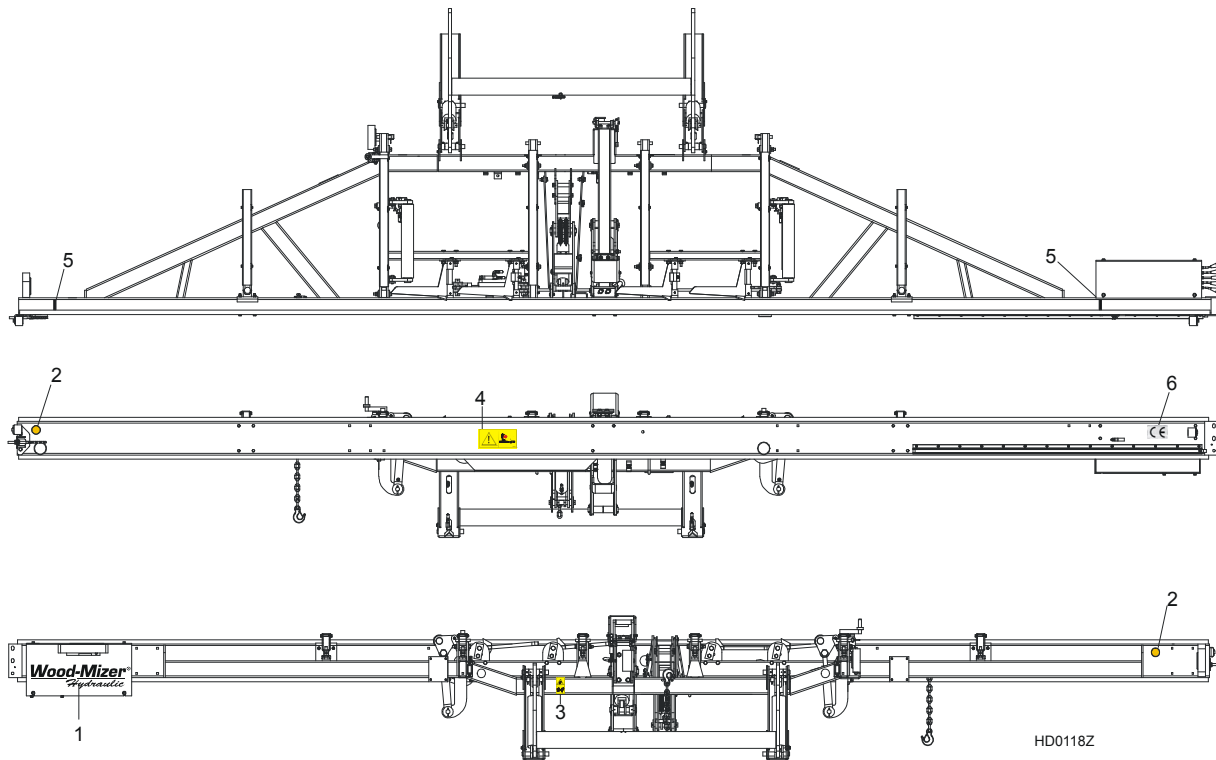
REF.	DESCRIPTION (◆ Indicates Parts Available In Assemblies Only)	PART #	QTY	
1	PIN, SAW HEAD REST	085949	1	
2	PIN, 3/8" X 2 1/4" SNAP RETAINER	014151	1	
3	BOLT, M12 X 60-8.8 HEX HEAD ZINC	F81004-5	1	
4	WASHER, 13 FLAT ZINC	F81056-1	2	
5	NUT, 1/2-13 HEX LOCK	F05010-3	1	
6	BRACKET, LT40 SAW HEAD REST PIN MOUNT	092765-1	1	

8.29 Saw Head Rest Pin Assembly



REF.	DESCRIPTION (◆ Indicates Parts Available In Assemblies Only)	PART #	QTY
	KIT, LT40ME15SAH3-1.8 SAW HEAD REST PIN COMPLETE	501627	1
1	PIN, 3/8 X 2 1/4 SQ WIRE LOCK	014151	1
2	PIN, SAW HEAD REST BRACKET	090421-1	1
3	BRACKET, SAW HEAD REST PIN ASSEMBLY	092765-1	1
4	BRACKET, HORIZONTAL	501837-1	1
5	BOLT, M10X35-8.8 HEX HEAD FULL THREAD ZINC	F81003-17	2
6	BOLT, M10x30-5.8 HEX HEAD FULL THREAD ZINC	F81003-2	4
7	BOLT, M12 X 35-8.8-FE/ZN5 HEX HEAD FULL	F81004-24	2
8	BOLT, M12X60-8.8 HEX HEAD ZINC	F81004-5	1
9	NUT, M10-8-B HEX NYLON ZINC LOCK	F81033-1	6
10	NUT, M12-8 HEX NYLON ZINC LOCK	F81034-2	3
11	WASHER, 10.5 FLAT ZINC	F81055-1	12
12	WASHER, 13 FLAT ZINC	F81056-1	6

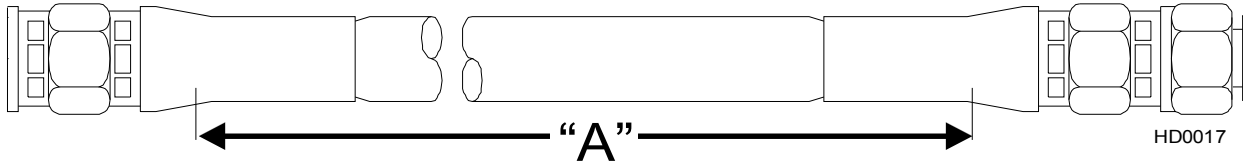
8.30 Bed Frame Decals



REF.	DESCRIPTION (◆ Indicates Parts Available In Assemblies Only)	PART #	QTY
1	DECAL, WOOD-MIZER SUPER HYDRAULIC LOGO	014168	1
2	DECAL, AMBER REFLECTIVE 2" ROUND	P07453	2
3	DECAL, KEEP AWAY DANGER, PICTOGRAM	099221	1
4	DECAL, SAWMILL TRAILER CAUTION, PICTOGRAM	099542	1
5	DECAL, LOG LIMIT STRIPE	S12051	2
6	DECAL, CE CERTIFIED SAWMILL, SMALL	P85070	1

SECTION 9 HYDRAULIC SYSTEM

9.1 Hydraulic Hoses, LT40 Series AH



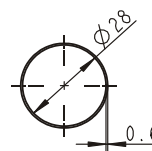
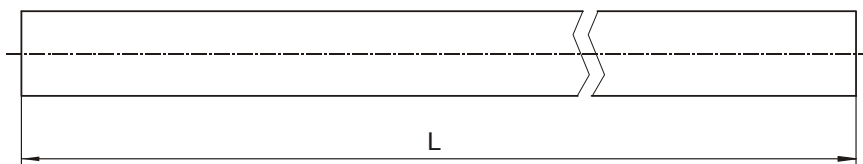
COLOR	LENGTH "A"[m]	DESCRIPTION (◆ Indicates Parts Available In Assemblies Only)	PART #	QTY
None	0.25	3/8" HYDRAULIC PUMP TO VALVE	087774	1
Plain	0.69	3/8" LOG TURNER CYLINDER BASE	014796	1
Orange	0.53	3/8" LOG TURNER CYLINDER TOP	087775	1
Yellow	2.66	1/4" FRONT TOE BOARD TOP (LT40S)	087790	1
	3.81	1/4" FRONT TOE BOARD TOP (LT40M)	087776	1
Gray	2.66	1/4" FRONT TOE BOARD BASE (LT40S)	087790	1
	3.81	1/4" FRONT TOE BOARD BASE (LT40M)	087776	1
Plain	4.21	3/8" SIDE SUPPORT CYLINDER TOP (LT40S)	087791	1
	4.77	3/8" SIDE SUPPORT CYLINDER TOP (LT40M)	087777	1
Pink	4.21	3/8" SIDE SUPPORT CYLINDER BASE (LT40S)	087791	1
	4.77	3/8" SIDE SUPPORT CYLINDER BASE (LT40M)	087777	1
White	3.68	3/8" CLAMP CYLINDER TOP (LT40S)	087792	1
	3.98	3/8" CLAMP CYLINDER TOP (LT40M)	087778	1
Dark Orange	3.27	3/8" CLAMP CYLINDER BASE (LT40S)	087793	1
	3.83	3/8" CLAMP CYLINDER BASE (LT40M)	087779	1
Purple	5.18	1/4" REAR TOE BOARD TOP (LT40S)	087794	1
	5.74	1/4" REAR TOE BOARD TOP (LT40M)	087780	1
Black	5.18	1/4" REAR TOE BOARD BASE (LT40S)	087794	1
	5.74	1/4" REAR TOE BOARD BASE (LT40M)	087780	1
Green	1.58	3/8" LOADING ARM BRANCH TOP	014797	2
Yellow	1.60	3/8" LOADING ARM BRANCH BASE	014798	1
Yellow	1.80	3/8" LOADING ARM BRANCH BASE	093329	1
Blue	4.34	3/8" LOADING ARM CYLINDER TOP (LT40S)	087795	1
	4.90	3/8" LOADING ARM CYLINDER TOP (LT40M)	087781	1
Red	4.34	3/8" LOADING ARM CYLINDER BOTTOM (LT40S)	087795	1
	4.90	3/8" LOADING ARM CYLINDER BOTTOM (LT40M)	087781	1
Green	4.57	1/4" CLAMP UP (LT40S)	087796	1
	5.13	1/4" CLAMP UP (LT40M)	087789	1
Yellow	4.57	1/4" CLAMP DOWN (LT40S)	087796	1
	5.13	1/4" CLAMP DOWN (LT40M)	087789	1
White	4.00	1/4" FRONT LOG CLAMP, IN/OUT CYLINDER BOTTOM (AH5)	094778	1
Orange	4.00	1/4" FRONT LOG CLAMP, IN/OUT CYLINDER TOP (AH5)	094778	1
Red	3.80	1/4" FRONT LOG CLAMP, UP/DOWN CYLINDER BOTTOM (AH5)	094779	1
Blue	3.80	1/4" FRONT LOG CLAMP, UP/DOWN CYLINDER TOP (AH5)	094779	1
White	6.00	1/4" REAR LOG CLAMP, IN/OUT CYLINDER BOTTOM (AH5)	094780	1

9 Hydraulic System

Hydraulic Hoses, LT40 Series AH

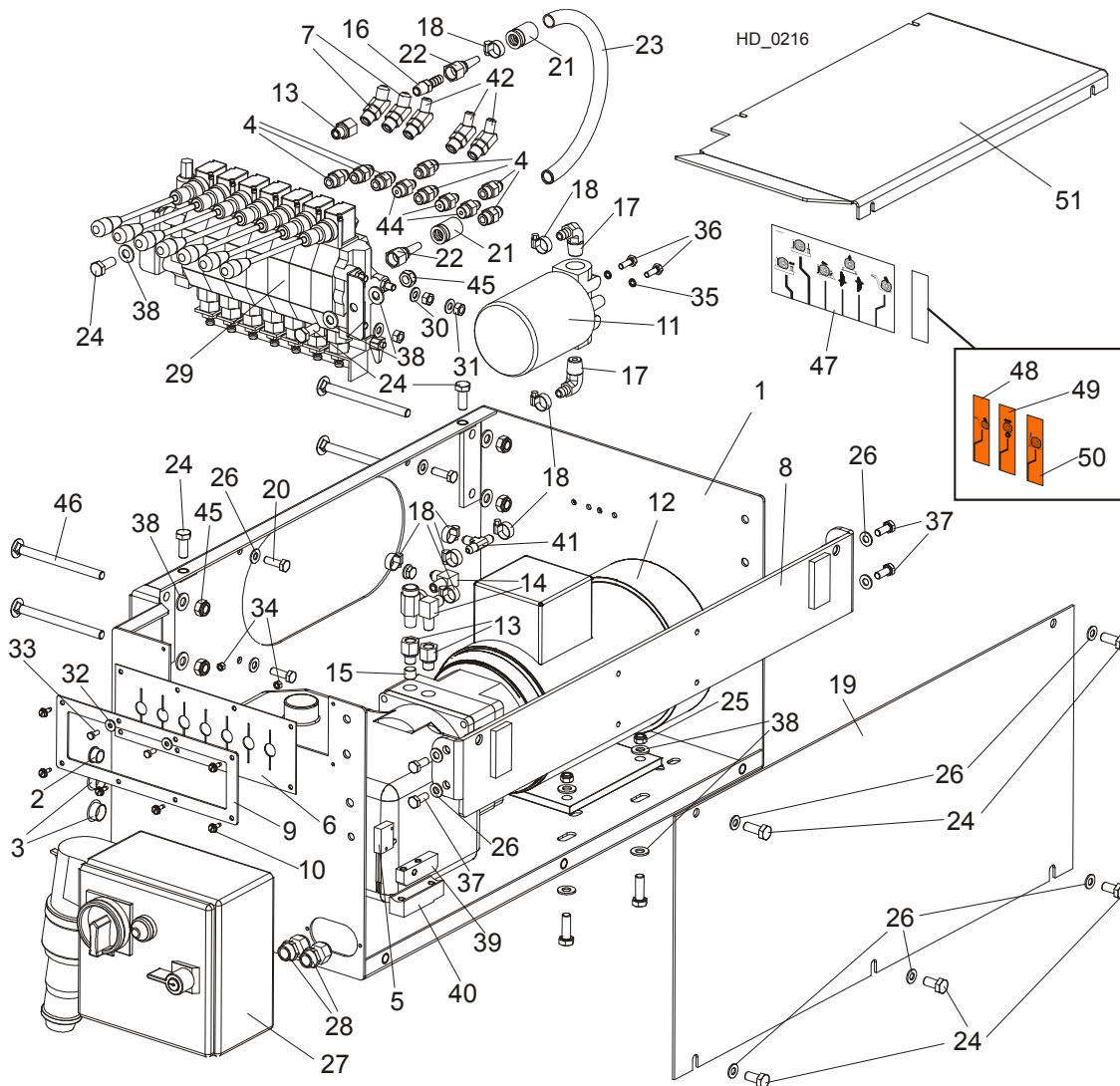
Orange	6.00	1/4" REAR LOG CLAMP, IN/OUT CYLINDER TOP (AH5)	094780	1	
Red	5.60	1/4" REAR LOG CLAMP, UP/DOWN CYLINDER BOTTOM (AH5)	094781	1	
Blue	5.60	1/4" REAR LOG CLAMP, UP/DOWN CYLINDER TOP (AH5)	094781	1	
Plain	0.40	3/8" HYDRAULIC VALVE TO OIL FLOW CONTROL VALVE (AH5)	094782	1	
Plain	0.53	3/8" HYDRAULIC PUMP TO OIL FLOW CONTROL VALVE (AH5)	087775	1	
Red	1.50	1/4" FIRST CLAMP, UP/DOWN CYLINDER BOTTOM (AH7)	095211	1	
Blue	1.50	1/4" FIRST CLAMP, UP/DOWN CYLINDER TOP (AH7)	095211	1	
Red	4.00	1/4" SECOND CLAMP, UP/DOWN CYLINDER BOTTOM (AH7)	095212	1	
Blue	4.00	1/4" SECOND CLAMP, UP/DOWN CYLINDER TOP (AH7)	095212	1	
Red	8.00	1/4" THIRD CLAMP, UP/DOWN CYLINDER BOTTOM (AH7)	095213	1	
Blue	8.00	1/4" THIRD CLAMP, UP/DOWN CYLINDER TOP (AH7)	095213	1	
Orange	0.40	1/4" HYDRAULIC VALVE POWER CORD TO CLAMP IN/OUT CYLINDER T-FITTING, BOTTOM (AH7)	095214	1	
White	0.40	1/4" HYDRAULIC VALVE POWER CORD TO CLAMP IN/OUT CYLINDER T-FITTING, TOP (AH7)	095214	1	
Orange	7.00	1/4" THIRD CLAMP, IN/OUT CYLINDER BOTTOM (AH7)	095215	1	
White	7.00	1/4" THIRD CLAMP, IN/OUT CYLINDER TOP (AH7)	095215	1	
Orange	2.50	1/4" FIRST/SECOND CLAMP, IN/OUT CYLINDER BOTTOM (AH7)	095216	1	
White	2.50	1/4" FIRST/SECOND CLAMP, IN/OUT CYLINDER TOP (AH7)	095216	1	
Orange	1.20	1/4" FIRST/SECOND CLAMP, IN/OUT CYLINDER BOTTOM (AH7)	095217	1	
White	1.20	1/4" FIRST/SECOND CLAMP, IN/OUT CYLINDER TOP (AH7)	095217	1	

Protective Conduits, LT40 Series AH Hydraulic Hoses



LENGTH "L"	DESCRIPTION (◆ Indicates Parts Available In Assemblies Only)	PART #	QTY	
0.70	PROTECTIVE CONDUIT, LOG TURNER HOSE	099761	2	
0.28	PROTECTIVE CONDUIT, IN/OUT CYLINDER HOSE - BOTTOM	099762	1	
0.45	PROTECTIVE CONDUIT, IN/OUT CYLINDER HOSE - TOP	099763	1	
1.35	PROTECTIVE CONDUIT, UP/DOWN CYLINDER HOSE - BOTTOM	099764	1	
1.65	PROTECTIVE CONDUIT, UP/DOWN CYLINDER HOSE - TOP	099765	1	

9.2 Hydraulic Control Box, LT40/70 AH-7 (Option)



REF.	DESCRIPTION (◆ Indicates Parts Available In Assemblies Only)	PART #	QTY
	BOX, LT40/70 AH 7-SECTION HYDRAULIC CONTROL	510563	1
1	BOX WELDMENT, 7-SECTION HYDRAULIC	510564-1	1
2	BUSHING, 15.9 UB625 CONDUIT	086816	1
3	CAP, 1086 DIA. 22.2 HOLE	093544	2
4	FITTING, 3/8 O-RING - 3/8JIC	014687	7
5	SWITCH, 2A 125V R-LEVER NO/NC/COM	014765	1
6	GUARD, 7-SECTION HYD. VALVE RUBBER	510566	1
7	FITTING, #6SAE 45DEG. ELBOW	015489	2
8	BRACKET, AC HYDRAULIC BOX	086518-1	1
9	PLATE, RUBBER GUARD MOUNTING	510567-1	1
10	SCREW, #10-24x1/2 SELF-TAPPING	F05015-7	5
11	MANIFOLD, W/FILTER	P22683	1
12	HYDRAULIC PUMP W/MOTOR, AC 4KW 14.5L/MIN	500958	1
13	FITTING, 6SAE MALE-1/4NPT FEMALE	014686	3
14	FITTING, 3/8JIC-1/4NPT 90L	015491	2
15	PLUG, TN 192-1/4NPT W/EXTERNAL THREAD	096221	2



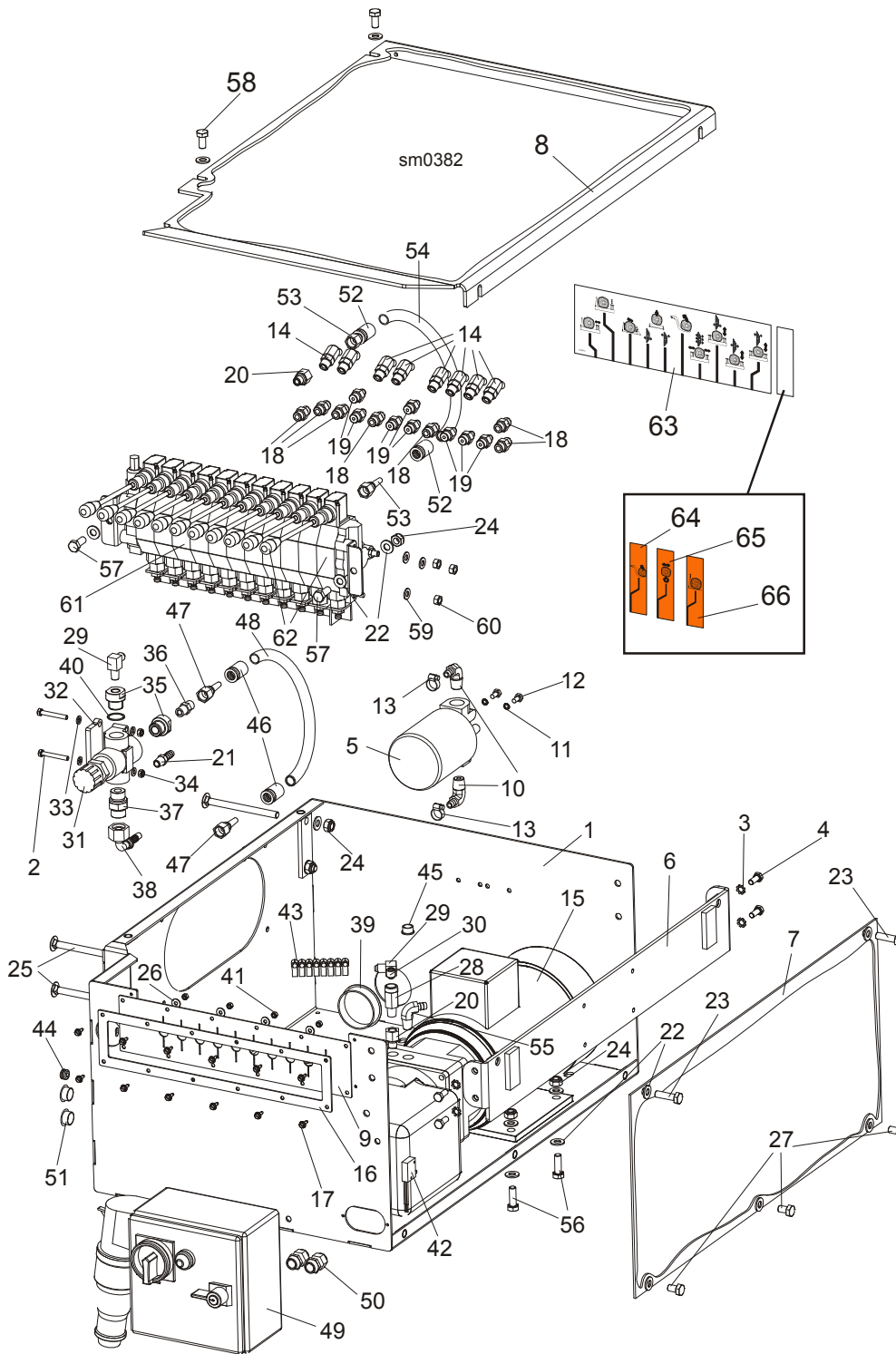
Hydraulic System

Hydraulic Control Box, LT40/70 AH-7 (Option)

16	FITTING, 1/4NPT-3/8 BARB	014685	1	
17	FITTING, 1/2NPT-3/8 BARB ELBOW	P12707	2	
18	HOSE CLAMP, DIXON WORM GEAR HSS6	061807	8	
19	PANEL, AC HYDRAULIC BOX FRONT	086484-1	1	
20	BOLT, M8x25-8.8-B HEX HEAD FULL THREAD ZINC	F81002-5	4	
	HOSE, 2T3/8X0.533 W9/16UNF-W9/16UNF HYDRAULIC	087775	1	
21	CRIMPSOCKET, 3/8" HYDRAULIC HOSE	085901	2	
22	FITTING, JIC 9/16-18	085900	2	
23	HOSE, 3/8" (C/S-20MPa)P/N8106-6-06 HYDRAULIC	R02132	1	
24	BOLT, M10x25-8.8 HEX HEAD FULL THREAD ZINC	F81003-11	6	
25	NUT, M8-8-B HEX NYLON ZINC LOCK	F81032-2	4	
26	WASHER, 8.4 FLAT ZINC	F81054-1	13	
27	BOX, LT40/70 AC 4kW STARTER	089799	1	
28	GLAND, DP 11/H CABLE	085388	2	
29	VALVE, 7-SECTION AC HYDRAULIC	510560	1	
30	WASHER, 8.4 FLAT ZINC	F81054-1	6	
31	NUT, M8-8-B HEX ZINC	F81032-1	6	
32	WASHER, 5.5 SPECIAL FLAT ZINC	F81052-3	2	
33	BOLT, M5x12-5.8 HEX HEAD FULL THREAD ZINC	F81000-5	2	
34	NUT, M5-8 HEX ZINC	F81030-1	2	
35	WASHER, Z 6.1 SPLIT LOCK ZINC	F81053-3	2	
36	BOLT, 1/4-20X3/4 FT HHC	F05005-1	2	
37	BOLT, M8x20-8.8-B HEX HEAD FULL THREAD ZINC	F81002-4	4	
38	WASHER, 10.5 FLAT ZINC	F81055-1	16	
39	BUTTON, HOT CONTACT 1997	015253	1	
40	BLOCK, EXTEN. HYD. GROUND CONTACT	015264	1	
41	FITTING, 3/8 BARB TEE	015485	1	
42	FITTING, #4SAE-#6SAE 45 DEG. ELBOW	015488	3	
43	BOLT, M10x30-5.8 HEX HEAD FULL THREAD ZINC	F81003-2	4	
44	FITTING, 1/4JIC-3/8 O-RING	P26284	3	
45	NUT, M10-8-B HEX NYLON ZINC LOCK	F81033-1	6	
46	BOLT, M10x125 8.8 CARRIAGE HEAD ZINC	F81003-34	4	
47	DECAL, HYDRAULIC CONTROL SUPER '97 (ENGLISH)	015364-A1	1	
48	DECAL, ADDITIONAL HYDRAULIC SECTION - LOG LOADER	511426 ¹	1	
49	DECAL, ADDITIONAL HYDRAULIC SECTION - POWER ROLLER	511427 ¹	1	
50	DECAL, ADDITIONAL HYDRAULIC SECTION - SIDE SUPPORT	511428 ¹	1	
51	COVER, AC HYDRAULIC CONTROL BOX	086485-1	1	

¹ Depending on order

9.3 Hydraulic Control Box, LT20/40/70 AC 11-Section (Option)



REF.	DESCRIPTION (◆ Indicates Parts Available In Assemblies Only)	PART #	QTY
	BOX, AH 6-7 LT40/70 11-SECTION HYDRAULIC	510570	1
1	BOX WELDMENT, HYDRAULIC CONTROL	091729-1	1
2	BOLT, M6x45-8.8 HEX HEAD ZINC	F81001-6	2
3	WASHER, 8.4 EXTERIOR STAR	F81054-3	4
4	BOLT, M8x20-8.8-B HEX HEAD FULL THREAD ZINC	F81002-4	4



Hydraulic System

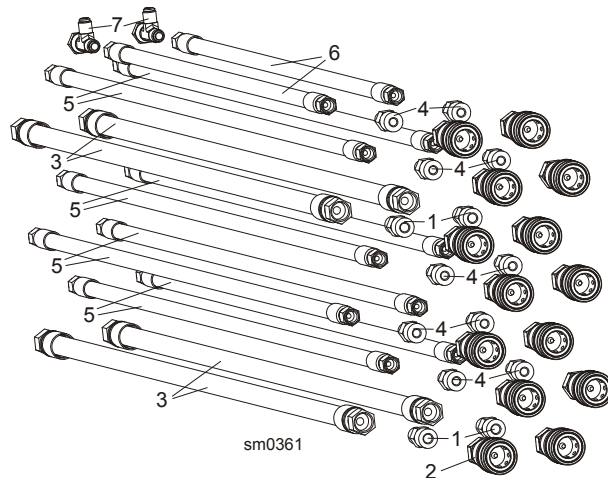
Hydraulic Control Box, LT20/40/70 AC 11-Section (Option)

5	MANIFOLD, W/FILTER	P22683	1	
6	BRACKET, AC HYDRAULIC BOX	086518-1	1	
7	PANEL, AC HYDRAULIC BOX FRONT	086484-1	1	
8	COVER, AC/DC HYDRAULIC CONTROL BOX	091734-1	1	
9	GUARD, 10-SECTION HYDRAULIC VALVE RUBBER	091739	1	
10	FITTING, 1/2NPT-3/8 BARB ELBOW	P12707	2	
11	WASHER, Z 6.1 SPLIT LOCK ZINC	F81053-3	2	
12	BOLT, 1/4-20X1/2 HEX HEAD	F05005-15	2	
13	CLAMP, 11/16 WORM	P12739	2	
14	FITTING, #4SAE #6SAE 45 DEG. ELBOW	015488	7	
15	HYDRAULIC PUMP W/MOTOR, AC 4KW 14.5L/MIN	500958	1	
16	PLATE, RUBBER GUARD MOUNTING (11-SECTION VALVE)	510571	1	
17	SCREW, #10-24x1/2 SELF-TAPPING	F05015-7	12	
18	FITTING, 3/8O-RING-3/8JIC	014687	7	
19	FITTING, 1/4JIC-3/8 O-RING	P26284	8	
20	FITTING, 6SAE MALE-1/4NPT FEMALE	014686	2	
21	FITTING, 1/4NPT-3/8 BARB	014685	1	
22	WASHER, 10.5 FLAT ZINC	F81055-1	23	
23	BOLT, M10x35-8.8 HEX HEAD FULL THREAD ZINC	F81003-17	2	
24	NUT, M10-8-B HEX NYLON ZINC LOCK	F81033-1	10	
25	BOLT, M10x125 8.8 CARRIAGE HEAD ZINC	F81003-34	4	
26	WASHER, 5.5 SPECIAL FLAT ZINC	F81052-3	4	
27	BOLT, M10x16-8.8 HEX HEAD FULL THREAD ZINC	F81003-13	3	
28	FITTING, 1/4NPT MALE RUN TEE	015486	1	
29	FITTING, 3/8JIC-1/4NPT 90L	015491	2	
30	PLUG, TN 192-1/4NPT W/EXTERNAL THREAD	096221	1	
31	VALVE, MTKA.V8 OIL FLOW CONTROL	093794	1	
32	PLATE, MTKA CONTROL VALVE SPACER ZINC-PL.	094477-1	1	
33	WASHER, 6.4 FLAT ZINC	F81053-1	4	
34	NUT, M6-8-B HEX NYLON ZINC LOCK	F81031-2	2	
35	FITTING, M22X1.5 / 1/4-18NPT REDUCER ZINC-PL.	093193-1	2	
36	FITTING, 3/8JIC-1/4NPT STRAIGHT	015560	1	
37	FITTING, VMNW10HS22	094486	1	
38	FITTING, PN10AFL 13-90 ELBOW	094485	1	
39	CAP, HSA2790 (63.6 DIA.)	092859	1	
40	WASHER, 22 COPPER	F81061-5	1	
41	NUT, M5-8 HEX ZINC	F81030-1	4	
42	SWITCH, 2A 125V R-LEVER NO/NC/COM	014765	1	
43	HOSE CLAMP, DIXON WORM GEAR HSS6	061807	8	
44	SEAL WIRE, GH6	085338	1	
45	BUSHING, 15.9 UB625 CONDUIT	086816	1	
	HOSE, 2T3/8X0.533 W9/16UNF-W9/16UNF HYDRAULIC	087775	1	
46	CRIMPSOCKET, 3/8" HYDRAULIC HOSE	085901	2	
47	FITTING, JIC 9/16-18	085900	2	
48	HOSE, 3/8" (C/S-20MPa)P/N8106-6-06 HYDRAULIC	R02132	1	
49	BOX, 4kW LT40/70 AC STARTER	089799	1	
50	GLAND, DP 11/H CABLE	085388	2	
51	CAP, 1086 DIA. 22.2 HOLE	093544	2	

	HOSE, 2T3/8X0.533 W9/16UNF-W9/16UNF HYDRAULIC	094782	1	
52	CRIMPSOCKET, 3/8" HYDRAULIC HOSE	085901	2	
53	FITTING, JIC 9/16-18	085900	2	
54	HOSE, 3/8" (C/S-20MPa)P/N8106-6-06 HYDRAULIC	R02132	1	
55	FITTING, #6-6(3/8"NPT)-3/8" ELBOW	P12708	1	
56	BOLT, M10x30-5.8 HEX HEAD FULL THREAD ZINC	F81003-2	4	
57	BOLT, M10x25-8.8 HEX HEAD FULL THREAD ZINC	F81003-11	2	
58	BOLT, M10x20-5.8 HEX HEAD FULL THREAD ZINC	F81003-1	2	
	VALVE, HDS11/10 11-SECTION HYDRAULIC	510568	1	
59	WASHER, 8.4 FLAT ZINC	F81054-1	6	
60	NUT, M8-8-B HEX ZINC	F81032-1	6	
61	VALVE, HDS11/10 8-SECTION HYDRAULIC	091344	1	
62	SECTION, HDS11 HYDRAULIC VALVE	098624	1	
63	DECAL, AH7 HYDRAULIC CONTROL	094970	1	
	DECAL, AH5 HYDRAULIC CONTROL (ENGLISH)	094795	1	
	DECAL, AH3-AH2/24H4-24H1(10-SECTION)	506589	1	
64	DECAL, ADDITIONAL HYDRAULIC SECTION - LOG LOADER	511426 ¹	1	
65	DECAL, ADDITIONAL HYDRAULIC SECTION - POWER ROLLER	511427 ¹	1	
66	DECAL, ADDITIONAL HYDRAULIC SECTION - SIDE SUPPORT	511428 ¹	1	

¹ Depending on order

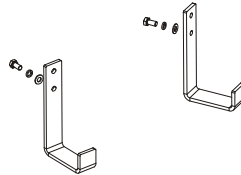
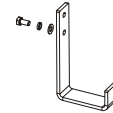
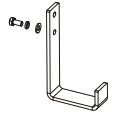
9.4 Hydraulic Hose Kit, AH "M" Frame Sawmills MBX12/24H1-6



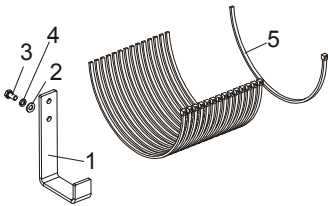
REF.	DESCRIPTION (◆ Indicates Parts Available In Assemblies Only)	PART #	QTY
	HYDRAULIC HOSE KIT, "M" FRAME 24H21	505834	1
1	FITTING, G3/8-9/16-18JIC HAND PUMP	091842	2
2	FITTING, 3/8" INT. THREAD BSP FEMALE QUICK DISCONNECT	504965	2
3	HOSE, 2T3/8X8.800 W9/16UNF-W9/16UNF HYDRAULIC	505849	2
	HYDRAULIC HOSE KIT, "M" FRAME 24H2	505836	1
1	FITTING, G3/8-9/16-18JIC HAND PUMP	091842	2
2	FITTING, 3/8" INT. THREAD BSP FEMALE QUICK DISCONNECT	504965	4
3	HOSE, 2T3/8X8.800 W9/16UNF-W9/16UNF HYDRAULIC	505849	2
4	FITTING, 7/16" JC/3/8" BSP STRAIGHT	505747	2
5	HOSE, 2T1/4X8.800 W7/16UNF-W7/16UNF HYDRAULIC	505850	2
	HYDRAULIC HOSE KIT, "M" FRAME (AH1-7) 24H3/24H4	505840	1
1	FITTING, G3/8-9/16-18JIC HAND PUMP	091842	4
2	FITTING, 3/8" INT. THREAD BSP FEMALE QUICK DISCONNECT	504965	8
3	HOSE, 2T3/8X8.800 W9/16UNF-W9/16UNF HYDRAULIC	505849	4
4	FITTING, 7/16" JC/3/8" BSP STRAIGHT	505747	4
5	HOSE, 2T1/4X8.800 W7/16UNF-W7/16UNF HYDRAULIC	505850	4
	HYDRAULIC HOSE KIT, "M" FRAME (AH1-7) 24H3/24H4	506090	1
1	FITTING, G3/8-9/16-18JIC HAND PUMP	091842	4
2	FITTING, 3/8" INT. THREAD BSP FEMALE QUICK DISCONNECT	504965	12
3	HOSE, 2T3/8X8.800 W9/16UNF-W9/16UNF HYDRAULIC	505849	4
4	FITTING, 7/16" JC/3/8" BSP STRAIGHT	505747	8
5	HOSE, 2T1/4X8.800 W7/16UNF-W7/16UNF HYDRAULIC	505850	6
6	HOSE, 2T1/4X6.100 W7/16UNF-W7/16UNF HYDRAULIC	506096	2
7	FITTING, W7/16" UNF JIC-2XZ7/16"UNF JIC TEE	506098	2
	HYDRAULIC HOSE KIT, "M" FRAME (AH1-7) 24H3/24H4	506092	1
1	FITTING, G3/8-9/16-18JIC HAND PUMP	091842	4
2	FITTING, 3/8" INT. THREAD BSP FEMALE QUICK DISCONNECT	504965	14
3	HOSE, 2T3/8X8.800 W9/16UNF-W9/16UNF HYDRAULIC	505849	4
4	FITTING, 7/16" JC/3/8" BSP STRAIGHT	505747	10
5	HOSE, 2T1/4X8.800 W7/16UNF-W7/16UNF HYDRAULIC	505850	8
6	HOSE, 2T1/4X6.100 W7/16UNF-W7/16UNF HYDRAULIC	506096	2

7	FITTING, W7/16" UNF JIC-2XZ7/16"UNF JIC TEE	506098	2
---	---	--------	---

9.5 Hydraulic Hose Hanger Kit, "M" Frame (AH1-3) MBX12/24H1-4

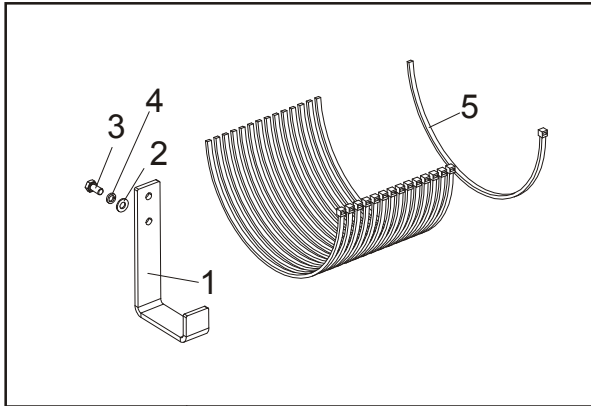


sm0362

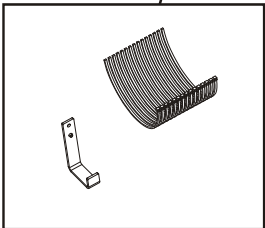
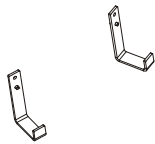


REF.	DESCRIPTION (◆ Indicates Parts Available In Assemblies Only)	PART #	QTY
	HYDRAULIC HOSE HANGER KIT, "M" FRAME AH1-3 BX24	506101	1
1	HANGER, HYDRAULIC HOSE	505745-1	5
2	WASHER, 8.4 FLAT ZINC	F81054-1	5
3	WASHER, 8.2 SPLIT LOCK ZINC	F81054-4	5
4	BOLT, M8x16 -8.8-B HEX HEAD FULL THREAD ZINC	F81002-20	5
5	WRAP, TKUV 50/8 TIE	F81082-3	15

9.6 Hydraulic Hose Hanger Kit, "M" Frame (AH4-7) MBX12/24H5-6



sm0363



REF.	DESCRIPTION (◆ Indicates Parts Available In Assemblies Only)	PART #	QTY
	HYDRAULIC HOSE HANGER KIT, "M"FRAME MAH1-3 BX24	506102	1
1	HANGER, HYDRAULIC HOSE	505745-1	7
2	WASHER, 8.4 FLAT ZINC	F81054-1	8
3	WASHER, 8.2 SPLIT LOCK ZINC	F81054-4	8
4	BOLT, M8x16 -8.8-B HEX HEAD FULL THREAD ZINC	F81002-20	8
5	WRAP, TKUV 50/8 TIE	F81082-3	15

6	BOLT, M10x25-8.8 HEX HEAD FULL THREAD ZINC	F81003-11	4	
7	NUT, M10-8-B HEX NYLON ZINC LOCK	F81033-1	4	
8	BRACKET, AC HYDRAULIC CONTROL BOX - COMPLETE	086518-1	1	
9	COVER, AC HYDRAULIC PUMP HOUSING SIDE	086484-1	1	
10	VALVE, HDS11/10 8-SECTION HYDRAULIC	091344	1	
11	GUARD, 10-SECTION HYDRAULIC VALVE RUBBER	091739	1	
12	COVER, 10-SECTION VALVE GUARD PTD	091826-1	1	
13	VALVE, 6-SPOOL FOR SERIES CONNECTION	501104	1	
14	GUARD, RUBBER DOUBLE VALVE	015079	1	
15	COVER, VALVE GUARD PTD	086519-1	1	
16	PLATE FOR DECALS	505949-1	1	
17	SCREW, #10-24x1/2 SELF-TAPPING	F05015-7	14	
18	WASHER, 5.5 SPECIAL FLAT ZINC-PL.	F81052-3	6	
19	BOLT, M5x12-5.8 HEX HEAD FULL THREAD ZINC	F81000-5	6	
20	NUT, M5-8 HEX ZINC	F81030-1	6	
21	WASHER, 10.5 FLAT ZINC	F81055-1	23	
22	BOLT, M10x25-8.8 HEX HEAD FULL THREAD ZINC	F81003-11	4	
23	NUT, M10-8-B HEX NYLON ZINC LOCK	F81033-1	12	
24	WASHER, 8.4 EXTERIOR STAR LOCK	F81054-3	4	
25	BOLT, M8x20-8.8-B HEX HEAD FULL THREAD ZINC	F81002-4	4	
26	BOLT, M10x16-8.8 HEX HEAD FULL THREAD ZINC	F81003-13	3	
27	BOLT, M10x35-8.8 HEX HEAD FULL THREAD ZINC	F81003-17	2	
28	GROMMET, HEYCO WIRE	P04137	1	
29	GROMMET, 80MM DIA. RUBBER	089293	2	
30	BOX, AC 4kW STARTER	089799 ¹	1	
	BOX, LT20 STARTER	093088 ²	1	
	BOX, LT20 STARTER - NORWAY	093088-2 ³	1	
31	BOLT, M10x125 8.8 CARRIAGE HEAD ZINC	F81003-34	4	
32	MANIFOLD W/FILTER	P22683	1	
33	FITTING, (1/2"NPT)-3/8" ELBOW	P12707	2	
34	WASHER, Z 6.1 SPLIT LOCK ZINC	F81053-3	2	
35	BOLT, 1/4-20x1/2" HEX HEAD ZINC GRADE 2	F05005-15	2	
36	FITTING, #6 SAE 3/8"JIC ELBOW	P12704	1	
37	FITTING, 3/8JIC -3/8 O-RING	014687	1	
38	FITTING, 6SAE MALE-1/4NPT FEMALE	014686	3	
39	FITTING, 1/4NPT-3/8 BARB	014685	2	
40	VALVE, MTKA.VB OIL FLOW CONTROL	093794	1	
41	PLATE, MTKA VALVE ZINC-PL. SPACER	094477-1	1	
42	WASHER, 6.4 FLAT ZINC	F81053-1	4	
43	BOLT, M6x45-8.8 HEX HEAD ZINC	F81001-6	2	
44	NUT, M6-8-B HEX NYLON ZINC LOCK	F81031-2	2	
45	WASHER, 22 COPPER	F81061-5	2	
46	FITTING, M22x1.5 / 1/4 -18 NPT ZINC-PL. REDUCER	093139-1	2	
47	FITTING, 3/8JIC-1/4NPT 90L	015491	2	
48	FITTING, 3/8JIC-1/4NPT STRAIGHT	015560	1	
49	FITTING, VMNW10HS22	094486	1	
50	FITTING, PN10AFL 13-90 ELBOW	094485	1	

51	HYDRAULIC PUMP, AC.4KW 14.5L/MIN W/MOTOR	500958	1	
52	FITTING, #6-6(3/8"NPT)-3/8" ELBOW	P12708	1	
53	FITTING, 1/4NPT MALE RUN TEE	015486	1	
54	PLUG, TN 192-1/4NPT	096221	1	
55	FITTING, 3/8 BARB TEE	015485	2	
56	BOLT, M10x30-5.8 HEX HEAD FULL THREAD ZINC	F81003-2	4	
57	COVER, HYDRAULIC CONTROL BOX	505948-1	1	
58	BOLT, M10x20-5.8 HEX HEAD FULL THREAD ZINC	F81003-1	2	
59	SWITCH, 2A 125V R-LEVER NO/NC/COM	014765	1	
60	CAP, 1086 DIA. 22.2 DIA. HOLE	093544	2	
61	FITTING, 45 DEG. #6SAE ELBOW	015489	1	
62	CLAMP, 11/16 HOSE	061807	12	
63	PLUG KIT FOR BOX #500508	505060	1	
64	FITTING, #6SAE 45 DEG. ELBOW	015489	*	
65	FITTING, #4SAE-#6SAE 45 DEG. ELBOW	015488	*	
66	FITTING, 3/8JIC -3/8 O-RING	014687	*	
67	FITTING, 1/4JIC-3/8 O-RING	P26284	*	
68	DECAL, 24H1-6 FOR 16-SECTION BOX	505961	1	
69	FITTING, #4SAE-#6SAE 45 DEG. ELBOW	015488	*	
70	PLUG, 9/16-18 JIC HYDRAULIC VALVE	089647	*	
71	DECAL FOR AH5/16-SECTION BOX	506099	1	

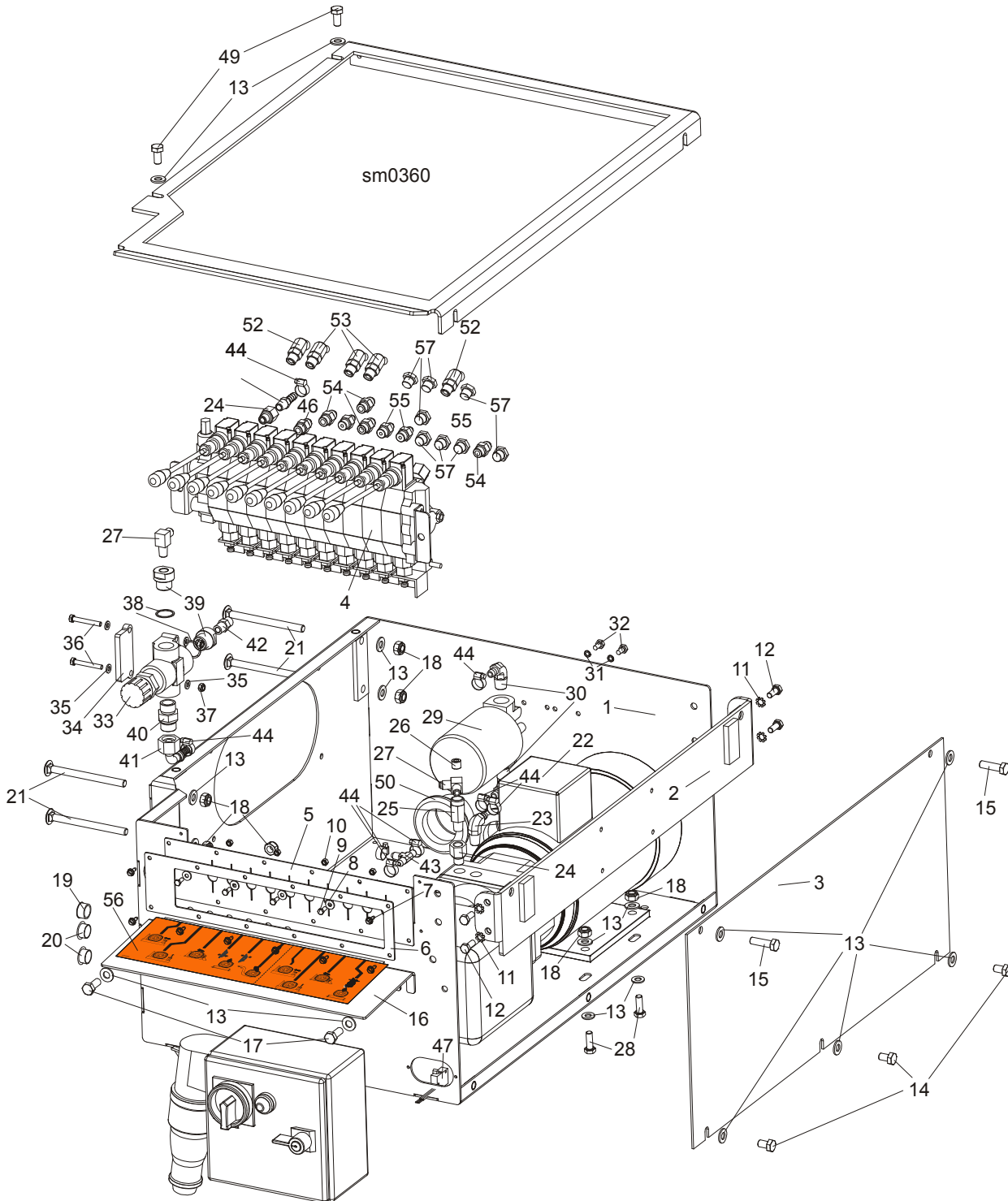
¹ Included in assembly #505945 (LT40/70)

² Included in assembly #505950 (LT20)

³ Included in assembly #505950 (LT20)

* Depends on hydraulic equipment configuration.

9.8 Hydraulic Control Box, 10-Section LT20/40/70AC



REF.	DESCRIPTION (◆ Indicates Parts Available In Assemblies Only)	PART #	QTY
	BOX, 10-SECTION LT40/70AC BX24 HYDRAULIC CONTROL - COMPLETE	506446	1
	BOX, 10-SECTION LT20AC BX24 HYDRAULIC CONTROL	506555	1
1	BOX WELDMENT, HYDRAULIC CONTROL PTD	091729-1	1

2	BRACKET, AC HYDRAULIC CONTROL BOX - COMPLETE	086518-1	1	
3	COVER, AC HYDRAULIC PUMP HOUSING SIDE	086484-1	1	
4	VALVE, HDS11/10 8-SECTION HYDRAULIC	091344	1	
5	GUARD, 10-SECTION HYDRAULIC VALVE RUBBER	091739	1	
6	COVER, 10-SECTION VALVE GUARD PTD	091826-1	1	
7	SCREW, #10-24x1/2 SELF-TAPPING	F05015-7	8	
8	WASHER, 5.5 SPECIAL FLAT ZINC-PL.	F81052-3	4	
9	BOLT, M5x12-5.8 HEX HEAD FULL THREAD ZINC	F81000-5	4	
10	NUT, M5-8 HEX ZINC	F81030-1	4	
11	WASHER, 8.4 EXTERIOR STAR LOCK	F81054-3	4	
12	BOLT, M8x20-8.8-B HEX HEAD FULL THREAD ZINC	F81002-4	4	
13	WASHER, 10.5 FLAT ZINC	F81055-1	21	
14	BOLT, M10x16-8.8 HEX HEAD FULL THREAD ZINC	F81003-13	3	
15	BOLT, M10x35-8.8 HEX HEAD FULL THREAD ZINC	F81003-17	2	
16	PLATE, DECAL PTD	506588-1	1	
17	BOLT, M10x25-8.8 HEX HEAD FULL THREAD ZINC	F81003-11	2	
18	NUT, M10-8-B HEX NYLON ZINC LOCK	F81033-1	10	
19	GROMMET, HEYCO WIRE	P04137	1	
20	CAP, 1086 DIA. 22.2 DIA. HOLE	093544	2	
21	BOLT, M10x125 8.8 CARRIAGE HEAD ZINC	F81003-34	4	
22	HYDRAULIC PUMP W/MOTOR, AC.4KW 14.5L/MIN	500958	1	
23	FITTING, #6-6(3/8"NPT)-3/8" ELBOW	P12708	1	
24	FITTING, 6SAE MALE-1/4NPT FEMALE	014686	2	
25	FITTING, 1/4NPT MALE RUN TEE	015486	1	
26	PLUG, TN 192-1/4NPT	096221	1	
27	FITTING, 3/8JIC-1/4NPT 90L	015491	2	
28	BOLT, M10x30-5.8 HEX HEAD FULL THREAD ZINC	F81003-2	4	
29	MANIFOLD W/FILTER	P22683	1	
30	FITTING, (1/2"NPT)-3/8" ELBOW	P12707	2	
31	WASHER, Z 6.1 SPLIT LOCK ZINC	F81053-3	2	
32	BOLT, 1/4-20x1/2" HEX HEAD ZINC GRADE 2	F05005-15	2	
33	VALVE, MTKA.VB OIL FLOW CONTROL	093794	1	
34	PLATE, MTKA VALVE ZINC-PL. SPACER	094477-1	1	
35	WASHER, 6.4 FLAT ZINC	F81053-1	4	
36	BOLT, M6x45-8.8 HEX HEAD ZINC	F81001-6	2	
37	NUT, M6-8-B HEX NYLON ZINC LOCK	F81031-2	2	
38	WASHER, 22 COPPER	F81061-5	2	
39	FITTING, M22x1.5 / 1/4 -18 NPT ZINC-PL. REDUCER	093139-1	2	
40	FITTING, VMNW10HS22	094486	1	
41	FITTING, PN10AFL 13-90 ELBOW	094485	1	
42	FITTING, 3/8JIC-1/4 NPT STRAIGHT	015560	1	
43	FITTING, 3/8 BARB TEE	015485	2	
44	CLAMP, 11/16 HOSE	061807	8	
45	FITTING, 1/4NPT-3/8 BARB	014685	1	
46	FITTING, 3/8JIC -3/8 O-RING	014687	1	
47	SWITCH, 2A 125V R-LEVER NO/NC/COM	014765	1	
48	COVER, HYDRAULIC CONTROL BOX	506587-1	1	
49	BOLT, M10x20-5.8 HEX HEAD FULL THREAD ZINC	F81003-1	2	

50	GROMMET, 55mm DIA. RUBBER	085614	2	
51	BOX, AC 4kW STARTER	089799 ¹	1	
	BOX, LT20 STARTER	093088 ²	1	
	BOX, LT20 STARTER - NORWAY	093088-2 ³	1	
52	FITTING, 45 DEG. #6SAE ELBOW	015489	*	
53	FITTING, #4SAE #6SAE 45 DEG. ELBOW	015488	*	
54	FITTING, 3/8JIC -3/8 O-RING	014687	*	
55	FITTING, 1/4JIC-3/8 O-RING	P26284	*	
56	DECAL, 24H1-6 FOR 16-SECTION BOX	506589	1	
57	PLUG, 9/16-18 JIC HYDRAULIC VALVE	089647	*	

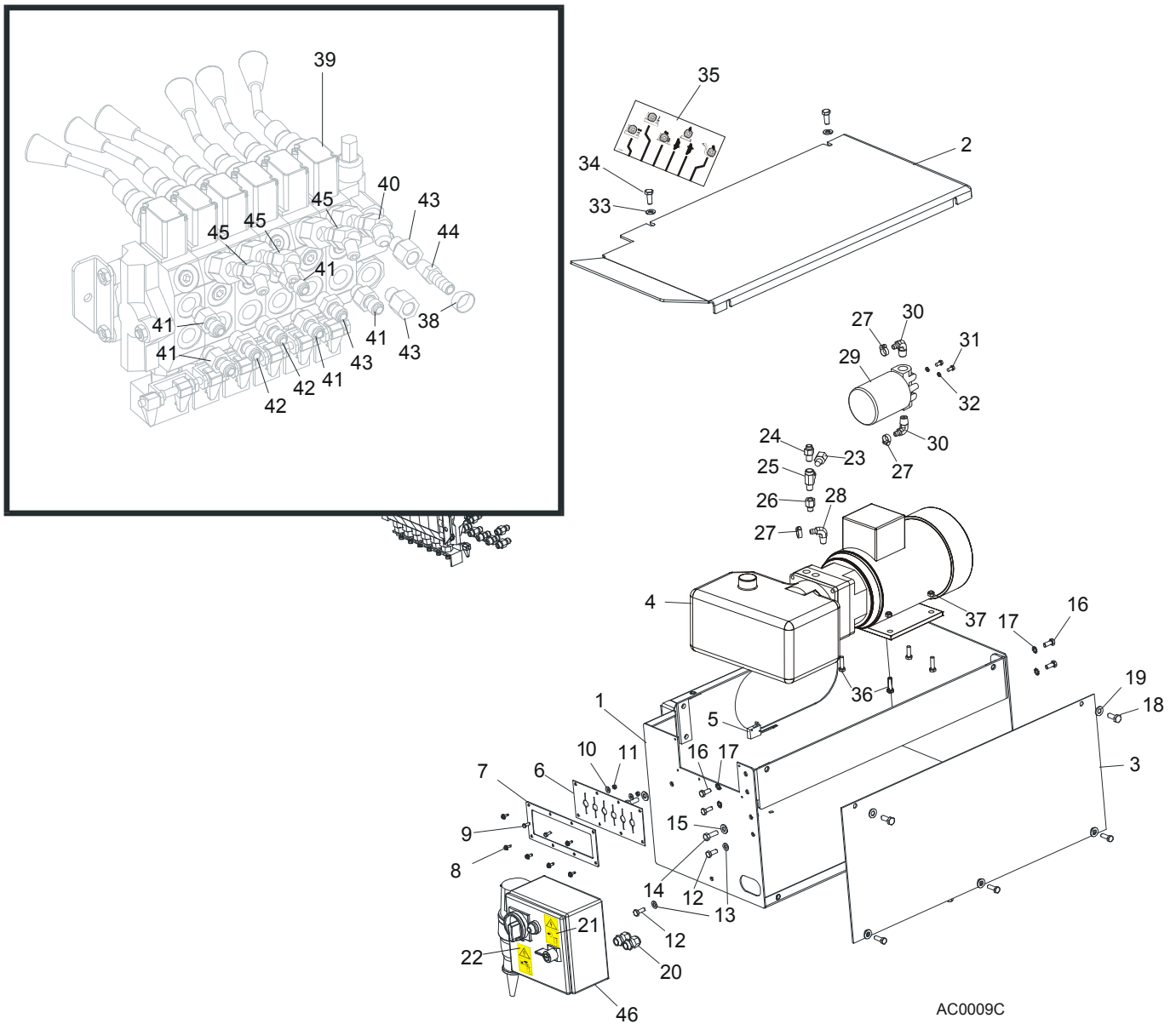
¹ Included in assembly #506446 (LT40/70)

² Included in assembly #506555 (LT20)

³ Included in assembly #506555 (LT20)

* Depends on hydraulic equipment configuration.

9.9 Hydraulic Control Box, LT40 Series AH3



AC0009C

REF.	DESCRIPTION (◆ Indicates Parts Available In Assemblies Only)	PART #	QTY
	BOX, AC SUPER HYDRAULIC (EA20, EA25)	086791	1
	Cap, SR1086 22.2 Hole	093544	2
1	BOX WELDMENT, HYDRAULIC PUMP HOUSING	092243-1	1
2	COVER, AC HYDRAULIC PUMP HOUSING TOP	086485-1	1
3	COVER, AC HYDRAULIC PUMP HOUSING SIDE	086484-1	1
4	HYDRAULIC PUMP W/MOTOR, 4 KW 14.5 L/MIN AC	500958	1
	Pump, AC-4kW Hydraulic	097782	1
	Plate, AC-4kW Hydraulic Connecting	097783	1
	Seal, AC-4kW Hydraulic Complete	097784	1
5	Microswitch, 2A 125V Hydraulic Valve	014765	1
6	GUARD, DOUBLE VALVE RUBBER	015079	1



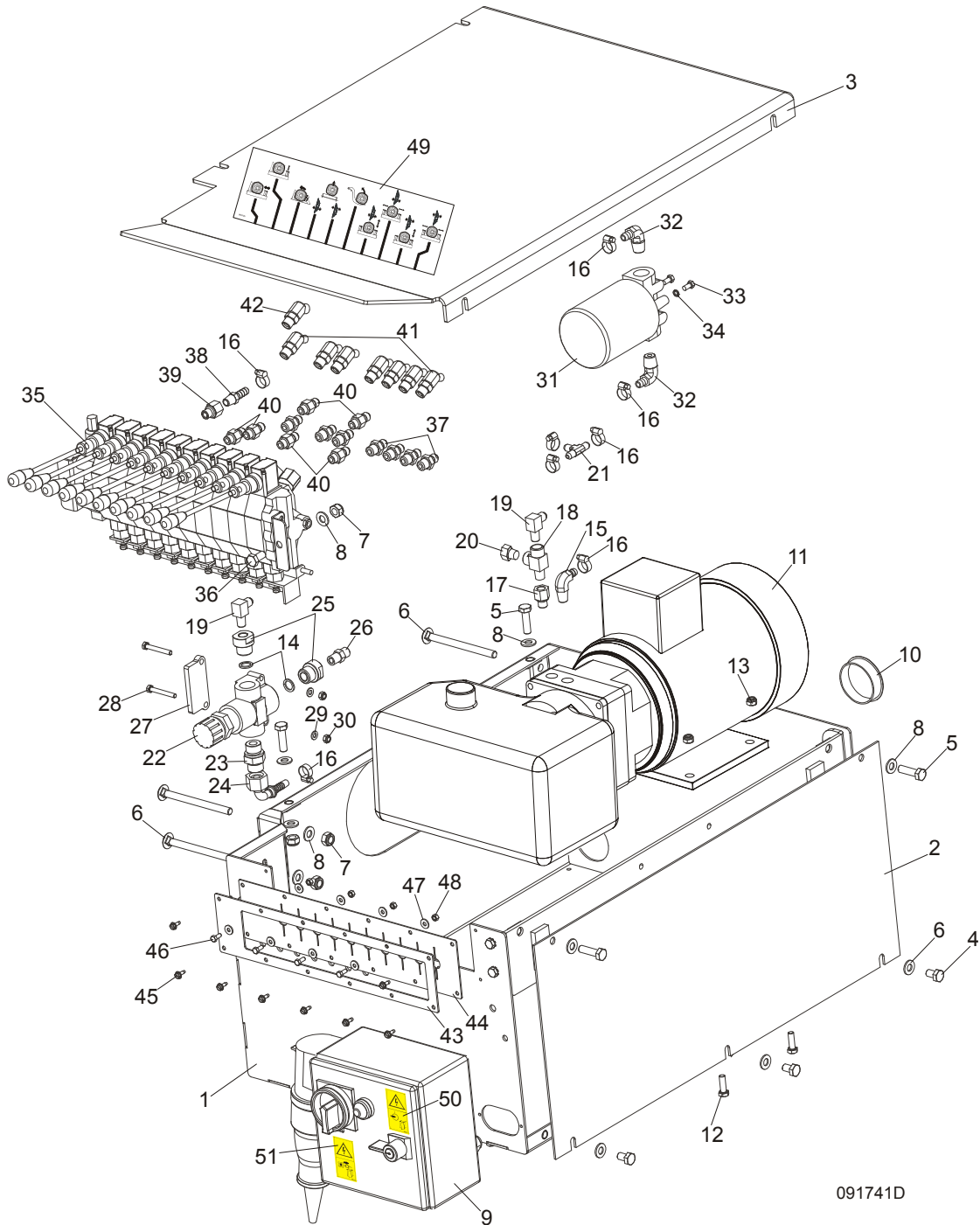
Hydraulic System

Hydraulic Control Box, LT40 Series AH3

7	PLATE, AC VALVE PAINTED	086519-1	1	
8	SCREW, #10 X 1/2 SLOTTED HEX SELF-TAPPING	F05015-7	6	
9	BOLT, M5X12-5.8 HEX HEAD FULL THREAD ZINC	F81000-5	2	
10	WASHER, 5.5 SPECIAL FLAT ZINC	F81052-3	2	
11	NUT, M5-8 HEX ZINC	F81030-1	2	
12	BOLT, M8 X 20-8.8-B HEX HEAD FULL THREAD ZINC	F81002-4	2	
13	WASHER, 8.4 FLAT ZINC	F81054-1	2	
14	BOLT, 3/8-16X1 HEX HEAD ZINC GRADE 8	F05007-7	2	
15	WASHER, 10.5 FLAT ZINC	F81055-1	2	
16	BOLT, M8 X 20-8.8-B HEX HEAD FULL THREAD ZINC	F81002-4	4	
17	WASHER, 8.4 EXTERNAL STAR LOCK	F81054-3	4	
18	BOLT, M10 X 25-8.8 HEX HEAD FULL THREAD ZINC	F81003-11	4	
19	WASHER, 10.5 FLAT ZINC	F81055-1	4	
20	GLAND, DP 11/H CABLE (SUPER ONLY)	085388	2	
21	DECAL, HIGH VOLTAGE INSIDE THE ELECTRIC BOX (PICTOGRAM)	096316	1	
22	DECAL, REMOVE THE PLUG BEFORE OPENING THE BOX (PICTOGRAM)	096319	1	
23	PLUG, 1/4" NPT BLANK	096221	1	
24	FITTING, 1/4NPT X 1/4JIC MALE	P09143	1	
25	FITTING, 1/4NPT X 1/4JIC MALE RUN TEE	015486	1	
26	FITTING, 6SAE MALE - 1/4NPT FEMALE	014686	1	
27	CLAMP, 11/16 HOSE	P12739	3	
28	FITTING, 3/8" NPT - 3/8" BARB ELBOW	P12708	1	
29	MANIFOLD, 1.2" W/FILTER	P22683	1	
30	FITTING, 1/2" NPT - 3/8" BARB ELBOW	P12707	2	
31	BOLT, 1/4-20 X 1/2" HEX HEAD ZINC GRADE 2	F05005-15	2	
32	WASHER, 6.1 SPLIT LOCK ZINC	F81053-3	2	
33	WASHER, 10.5 FLAT ZINC	F81055-1	2	
34	BOLT, M10 X 25-8.8 HEX HEAD FULL THREAD ZINC	F81003-11	2	
35	DECAL, 1997 SUPER HYDRAULIC CONTROL BOX	015364	1	
36	BOLT, M8 X 30-8.8-B HEX HEAD FULL THREAD ZINC	F81002-7	4	
37	NUT, M8-8-B HEX NYLON ZINC LOCK	F81032-2	4	
38	CLAMP, 11/16" HOSE	P12739	10	
39	VALVE, HYDRAULIC 6-SECTION	086589	1	
	MICROSWITCH ASSEMBLY, HYDRAULIC VALVE	024198	1	
40	FITTING, #6 SAE 45° ELBOW	015489	1	
41	FITTING, 3/8" O-RING - 3/8" JIC	014687	5	
42	FITTING, 3/8" O-RING - 1/4" JIC	P26284	3	
43	FITTING, #6 SAE MALE - 1/4" NPT FEMALE	014686	2	
44	FITTING, 1/4" NPT X 3/8" HOSE BARB	014685	1	
45	FITTING, #6 SAE - 1/4" JIC 45° ELBOW	015488	3	
46	BOX, 4KW AC ELECTRIC <i>(See Section 1.19 Electrical Information, 920 Operation Manual)</i>	089799	1	
	Switch, AAB OT16E3	089801	1	
	Contactor, LC1K0910B7	084451	1	
	Switch, C60N 24395	084454	1	
	Circuit Breaker, C60N 1P 2A 24396	088278	1	
	Phase Supply Control Relay, 72.31.8.400.0000	501016	1	
	Time Relay, RELPOL MT-TUA-17S-11-92	501015	1	

	Thermal Overload Relay, LR2 K0316	084456	1	
--	-----------------------------------	--------	---	--

9.10 Hydraulic Control Box, LT40 Series AH5/7



REF.	DESCRIPTION (◆ Indicates Parts Available In Assemblies Only)	PART #	QTY
	BOX ASSEMBLY, LT40 AH5 HYDRAULIC CONTROL	091741	1
1	Box Weldment, Hydraulic Pump Housing	091729-1	1
	Bracket, AC Hydraulic Control Box	086518-1	1
	Bolt, M8X20-8.8-B Hex Head Full Thread Zinc	F81002-4	4
	Washer, M8 Crown Lock Zinc	F81054-3	4

2	Cover, AC Hydraulic Pump Housing Side	086484-1	1	
3	Cover, AC/DC Hydraulic Pump Housing Top	091734-1	1	
4	Bolt, M10x16-8.8 Hex Head Full Thread Zinc	F81003-13	3	
5	Bolt, M10x35-8.8 Hex Head Full Thread Zinc	F81003-17	4	
6	Bolt, M10x125 8.8 Carriage Head Zinc	F81003-34	4	
7	Nut, M10-8-B Hex Nylon Zinc Lock	F81033-1	6	
8	Washer, 10.5 Flat Zinc	F81055-1	13	
9	Box, 4kW AC Electric <i>(See Section 1.19 Electrical Information, 920 Operation Manual)</i>	089799	1	
	Switch, AAB OT16E3	089801	1	
	Contactor, LC1K0910B7	084451	1	
	Switch, C60N 24395	084454	1	
	Circuit Breaker, C60N 1P 2A 24396	088278	1	
	Phase Supply Control Relay, 72.31.8.400.0000	501016	1	
	Time Relay, RELPOL MT-TUA-17S-11-92	501015	1	
	Thermal Overload Relay, LR2 K0316	084456	1	
10	Cap, HSA2790 (63.6 Dia.)	092859	1	
11	Hydraulic Pump W/Motor, 4 kW 14.5 l/min AC	500958	1	
	Pump, AC-4kW Hydraulic	097782	1	
	Plate, AC-4kW Hydraulic Connecting	097783	1	
	Seal, AC-4kW Hydraulic Complete	097784	1	
12	Bolt, M8 x 30-8.8-B Hex Head Full Thread Zinc	F81002-7	4	
13	Nut, M8-8-B Hex Nylon Zinc Lock	F81032-2	4	
14	Washer, 22x26 Copper	F81061-5	2	
15	Fitting, 3/8" NPT - 3/8" Barb Elbow	P12708	1	
16	Clamp, 11/16 Hose	P12739	8	
17	Fitting, 6 SAE Male - 1/4 NPT Female	014686	1	
18	Fitting, 1/4 NPT x 1/4 JIC Male Run Tee	015486	1	
19	Fitting, 3/8 JIC - 1/4 NPT 90L	015491	2	
20	Plug, 1/4" NPT Blank	096221	1	
21	Fitting, 3/8" Barb Tee	015485	1	
22	Valve, MTKA.VB Oil Flow Control	093794	1	
23	Fitting, VMNW10HS22	094486	1	
24	Fitting, PN10AOL13-90 Elbow	094485	1	
25	Fitting, M22x1.5 / 1/4 - 18 NPT Zinc	093139-1	2	
26	Fitting, 3/8JIC-1/4 NPT Straight	015560	1	
27	Plate, MTKA Control Valve Spacer Zinc-Plated	094477-1	1	
28	Bolt, M6x45-8.8 Hex Head Zinc	F81001-6	2	
29	Washer, 6.4 Flat Zinc	F81053-1	2	
30	Nut, M6-8-B Hex Nylon Zinc Lock	F81031-2	2	
31	Manifold, 1.2" W/Filter	P22683	1	
32	Fitting, 1/2" NPT - 3/8" Barb Elbow	P12707	2	
33	Bolt, 1/4-20 x 1/2" Hex Head Zinc Grade 2	F05005-15	2	
34	Washer, Z6.1 Split Lock Zinc	F81053-3	2	
35	Valve, HDS11/10 8-Section Hydraulic	091344	1	
36	Bolt, M10x20-5.8 Hex Head Full Thread Zinc	F81003-1	2	
37	Fitting, 3/8" O-Ring - 1/4" JIC	P26284	7	
38	Fitting, 1/4" NPT x 3/8" Hose Barb	014685	1	
39	Fitting, #6 SAE Male - 1/4" NPT Female	014686	1	

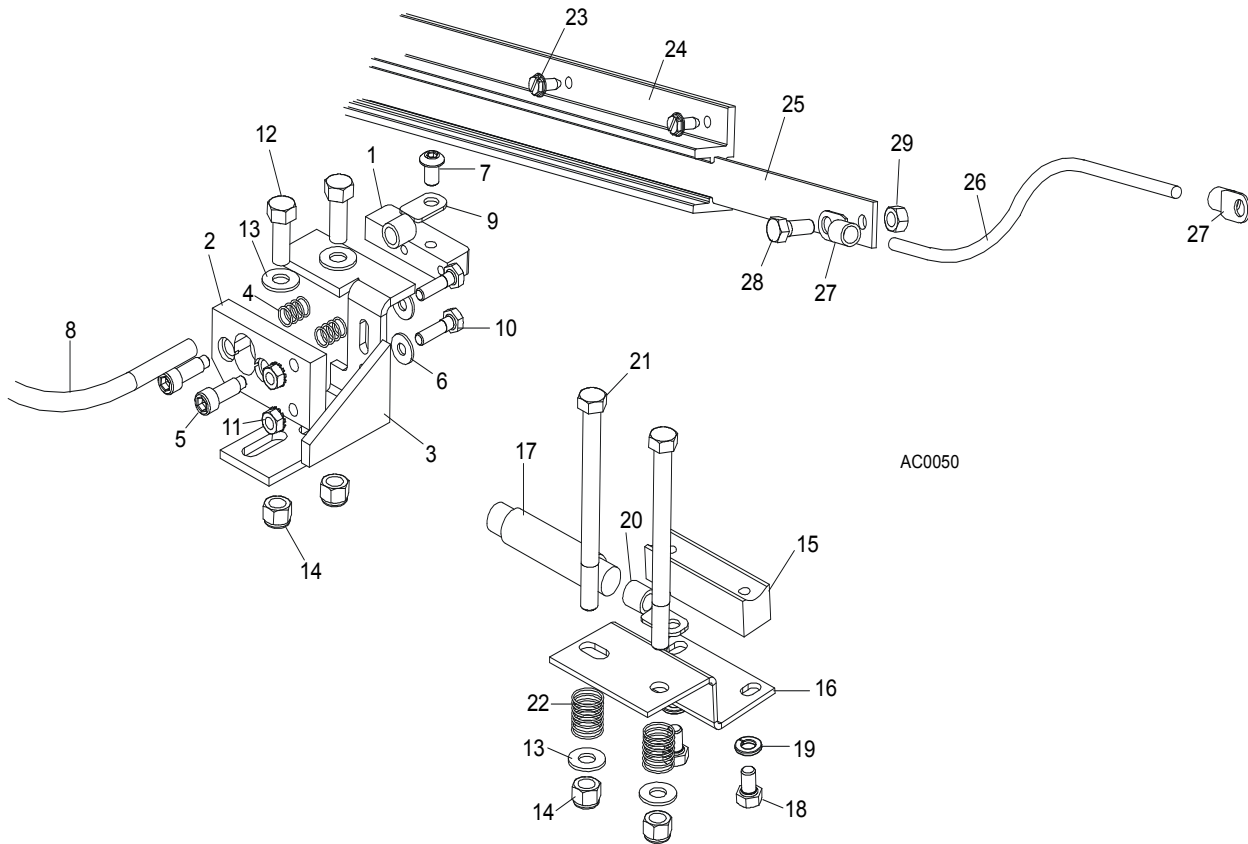


Hydraulic System

Hydraulic Control Box, LT40 Series AH5/7

40	Fitting, 3/8" O-Ring - 3/8" JIC	014687	6	
41	Fitting, #4 SAE - #6 SAE 45° Elbow	015488	7	
42	Fitting, #6 SAE 45° Elbow	015489	1	
43	Plate, 10-Section Valve Painted	091826-1	1	
44	Guard, 10-Section Valve Rubber	091739	1	
45	Screw, #10-24x1/2 Self-Tapping	F05015-7	8	
46	Bolt, M5x12-5.8 Hex Head Full Thread Zinc	F81000-5	4	
47	Washer, 5.5 Special Flat Zinc-Plated	F81052-3	8	
48	Nut, M5-8 Hex Zinc	F81030-1	4	
49	Decal, AH5 Hydraulic Control Box	094795	1	
	Decal, AH7 Hydraulic Control Box	094970	1	
50	DECAL, HIGH VOLTAGE INSIDE THE ELECTRIC BOX (PICTOGRAM)	096316	1	
51	DECAL, REMOVE THE PLUG BEFORE OPENING THE BOX (PICTOGRAM)	096319	1	

9.11 Hydraulic Power Supply Strip



REF.	DESCRIPTION (◆ Indicates Parts Available In Assemblies Only)	PART #	QTY	
	CONTACT ASSEMBLY, HYDRAULIC POWER SUPPLY (POSITIVE)	086625	1	
1	Contact, Hydraulic Power Supply (Positive)	015253	1	
2	Insulator, Positive Contact	095934	1	
3	Bracket, Positive Contact Mounting	086380-1	1	
4	Spring, Positive Contact	P10077	2	
5	Bolt, 5/16" X 3/4" Shoulder (1/4-20 Thread)	F05006-44	2	
6	Washer, 8.4 Flat Zinc	F81054-1	2	
7	Screw, M8x12 Socket Button Head Zinc	F81014-4	1	
8	Cable, LGY 1mm ² Red	R80583-2	1 m	◆
9	Terminal, KO 1/10	F81064-11	2	
10	Bolt, 1/4-20 X 1" Hex Head Zinc Grade 2	F05005-38	2	
11	Nut, 1/4-20 Self-Locking Zinc	F05010-9	2	
12	Bolt, 3/8-16 X 1 Hex Head Zinc Grade 5	F05007-87	2	
13	Washer, 10.5 Flat Zinc	F81055-1	4	
14	Nut, 3/8-16 Hex Nylon Lock	F05010-10	4	
	CONTACT ASSEMBLY, HYDRAULIC POWER SUPPLY (GROUND)	086624	1	
15	Contact, Hydraulic Power Supply (Ground)	015264	1	
16	Bracket, Ground Contact Mounting	090254-1	1	
17	Cable, LGY 1mm ² Black	R80583-21	.21m	◆
18	Bolt, 5/16-18x1/2 HH Gr5	F05006-15	2	
19	Washer, 8.2 Split Lock Zinc	F81054-4	2	

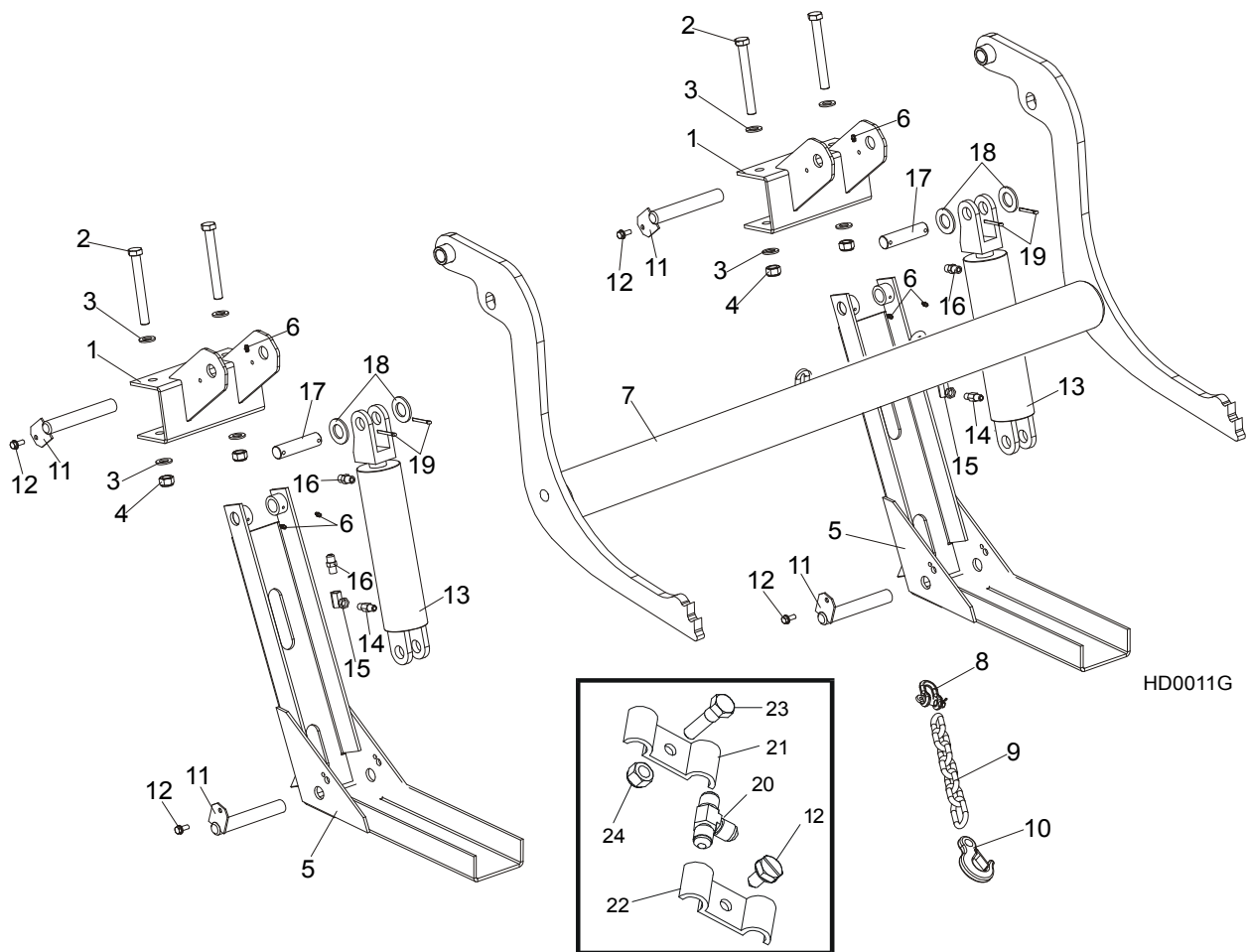


Hydraulic System

Hydraulic Power Supply Strip

20	Terminal, KO 1/10	F81064-11	1	
21	Bolt, 3/8-16 x 4 1/2 Hex Head Zinc Grade 2	F05007-35	2	
22	Spring, Ground Contact	P04282	2	
23	Screw, 1/4-20 x 1/2" Type "23" Self-Tapping	F05015-1	14	
	STRIP ASSEMBLY, HYDRAULIC POWER SUPPLY	086653	1	
	Strip, Contact, complete	096234	1	
24	Housing, Contact Strip	P11976	1	◆
25	Strip, 6' Contact	S10075	1	◆
26	Cable, #2 Weld	R80583-21	19m	◆
27	Terminal, KO 1/10	F81064-11	4	
28	Bolt, 5/16-18 X 3/4" Hex Head Black Nylon	F05006-45	1	
29	Nut, 5/16-18 Hex Self-Locking	F05010-86	1	

9.12 Hydraulic Log Loader



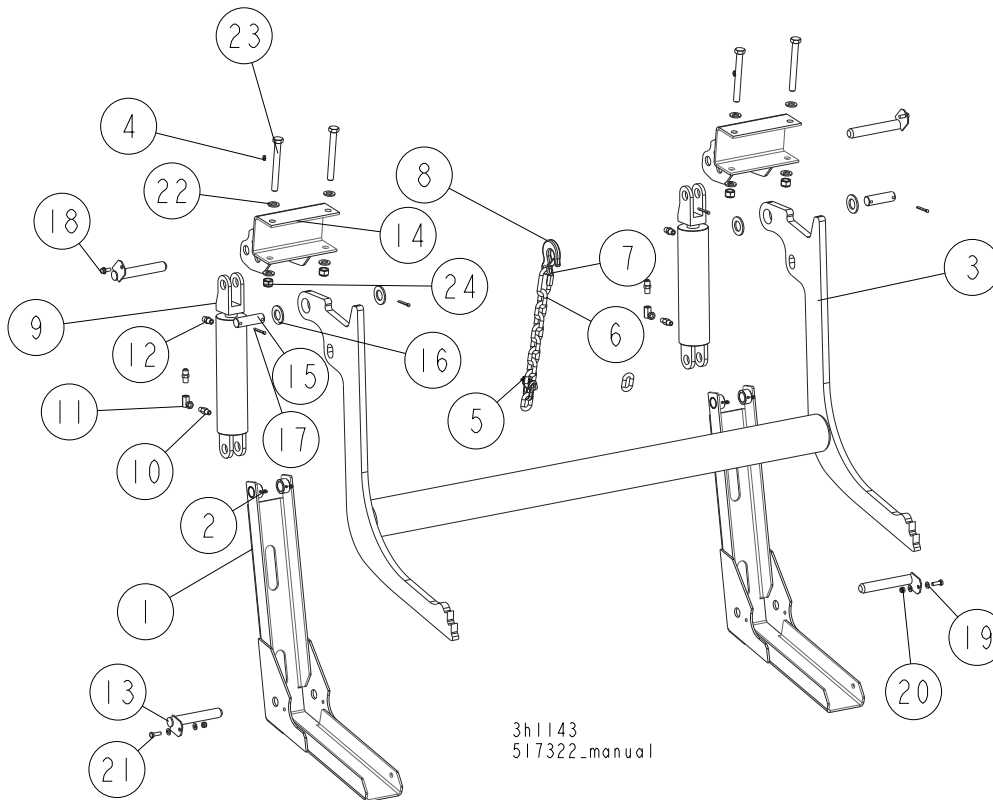
REF.	DESCRIPTION (◆ Indicates Parts Available In Assemblies Only)	PART #	QTY
	HYDRAULIC LOG LOADER - COMPLETE	092863	1
1	Bracket, Log Loader Mount	500747-70	1
2	Bolt, M16x140-8.8 Hex Head Zinc	F81006-4	4
3	Washer, 17 Flat Zinc	F81058-1	8
4	Nut, M16-8 Hex Nylon Zinc Lock	F81036-2	4
5	Channel, Hydraulic Log Loading Foot Complete	090049	2
5	Channel, Hydraulic Log Loading Foot	090048-1	2
6	Fitting, 3/16x3/16 Straight Grease	P04107	6
7	Arm, Hydraulic Log Loading Complete	090044	1
7	Arm, Hydraulic Log Loading	090006-1	1
8	Shackle, M-D .63	086540	1
9	Chain, Hydraulic Log Loader Safety	090007-1	1
10	Hook, 5/8 Safety Chain	P12075	1
11	Pin, Turner Arm	099127-1	4
12	Screw, 5/16-18x3/4 Self-Tapping	F05015-30	4
13	Cylinder Assy, Log Loading Super	015562	2
13	Cylinder, Log Loading Super	088680	2
14	Fitting, 1/4NPT Velocity Fuse 5.0GPM	015750	2

9 Hydraulic System

Hydraulic Log Loader

15	Fitting, 1/4NPT-1/4JIC Swivel Elbow	P12199	2	
16	Fitting, 3/8JIC-1/4NPT Straight	015560	4	
17	Pin, Hydraulic Cylinder Zinc-plated	086979-1	2	
18	Washer, 28 Flat Zinc	F81061-1	4	
19	Pin, 5x40 Cotter	F81043-31	2	
20	Fitting, 3/8 Barb Tee	015487	1	
21	Plate, 1/4 Hose Clamp	S09245	6	
22	Clamp, 3/8 Hose	016041	2	
23	Bolt, 5/16-18x1 Hex Head Zinc Grade 2	F05006-1	1	
24	Nut, 5/16-18 Self-Locking Nylon Zinc	F05010-58	1	

9.13 Hydraulic Log Loader, Extended for "S", "M" and "M Super" Frames with 2.5 t. and 2.6 t. trailer

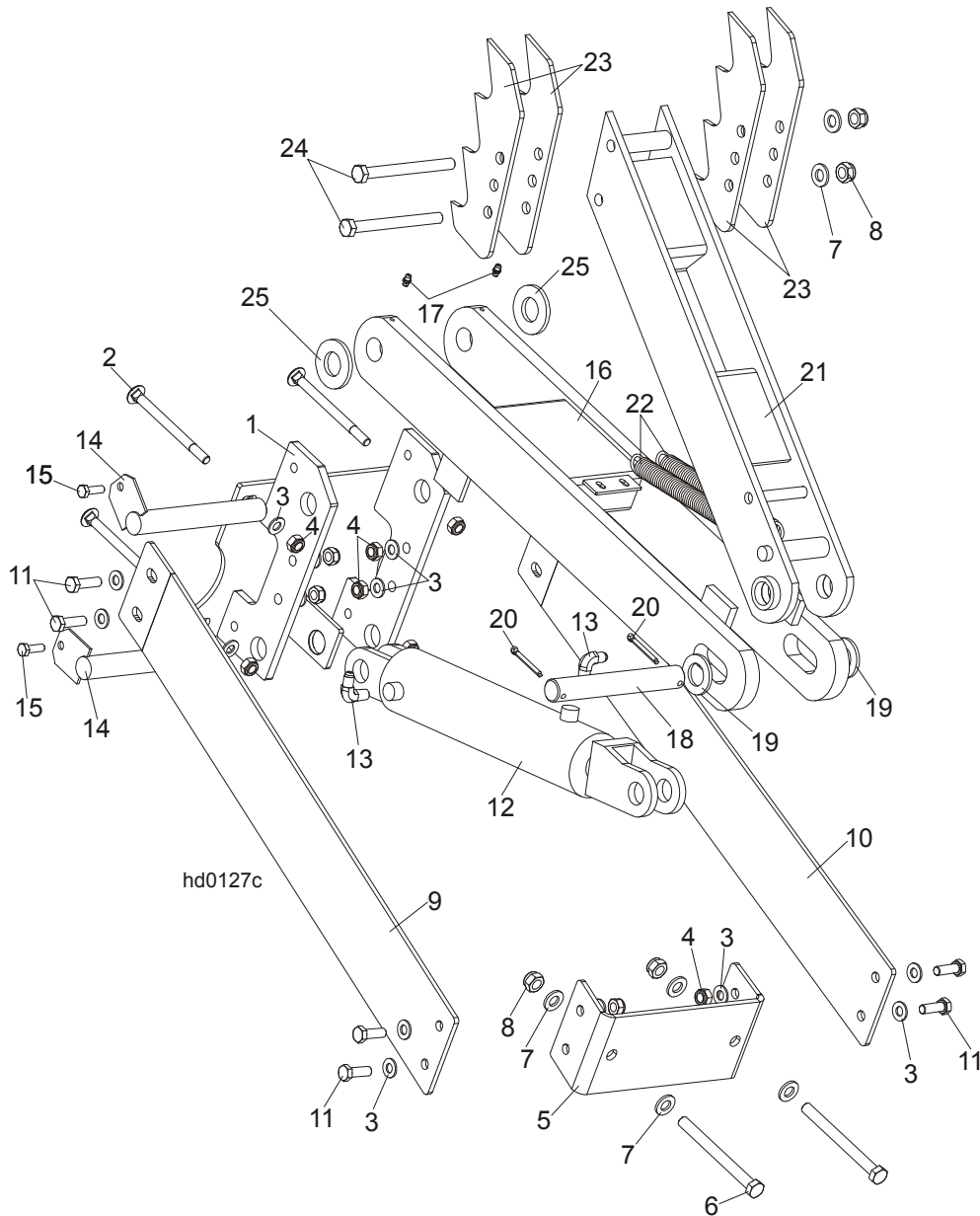


REF	DESCRIPTION (◆ Indicates Parts Available In Assemblies Only)	PART #	QTY.
	LOG LOADER, "M" "S" SUPER FRAME, EXTENDED, COMPLETE	517322	1
	LOG LOADER, EXTENDED, COMPLETE	517326	2
1	LOG LOADER, EXTENDED, PTD.	517323-1	1
2	FITTING, 3/16X3/16 STRAIGHT GREASE	P04107	2
	LOG LOADER, EXTENDED, COMPLETE	517327	1
3	LOG LOADER, EXTENDED, PTD.517322*	517329-1	1
4	FITTING, 3/16X3/16 STRAIGHT GREASE	P04107	2
5	SHACKLE, M-D .63	086540	1
	CHAIN, TRANSPORT, EXTENDED LOG LOADER, COMPLETE	517332	1
6	CHAIN, LINKS N-10X35 - 8 LINKS, PTD	517333-1	1
7	CARABINER 10	100767	1
8	HOOK, 5/8 SAFTEY CHAIN	P12075	1
	CYLINDER ASSY, LOG LOADING SUPER	015562	2
9	CYLINDER, CJ-S95-16-70/32/203 HYDRAULIC	088680	1
10	FITTING, 1/4NPT VELOCITY FUSE 5.0GPM	015750	1
11	FITTING, 1/4NPT-1/4JIC SWIVEL ELBOW	P12199	1
12	FITTING, 3/8JIC-1/4NPT STR	015560	2
13	PIN WELDMENT, LOADER PTD	099127-1	4

9 Hydraulic System

REF	DESCRIPTION (◆ Indicates Parts Available In Assemblies Only)	PART #	QTY.	
14	BRACKET, LOG LOADER, FRAME S/M/SUPER	500747-70	2	
15	PIN, HYDRAULIC CYLINDER ZINC-PLATED	086979-1	2	
16	WASHER 28 FE/ZN5	F81061-1	4	
17	PIN, 5 X 40 COTTER	F81043-31	4	
18	BOLT, 5/16-18 X 3/4 SELF TAP	F05015-30	2	
19	WASHER, 8.4 FLAT ZINC	F81054-1	4	
20	NUT, M8-8-B HEX NYLON ZINC LOCK	F81032-2	2	
21	BOLT, M8X25-8.8-B HEX HEAD FULL THREAD Z	F81002-5	2	
22	WASHER, 17 FLAT ZINC	F81058-1	8	
23	BOLT, M16X140MM,HEX HEAD,GRADE 8.8 ZINC	F81006-4	4	
24	NUT, M16,HEX, NYLON ZINC LOCK	F81036-2	4	

9.14 Hydraulic Log Turner



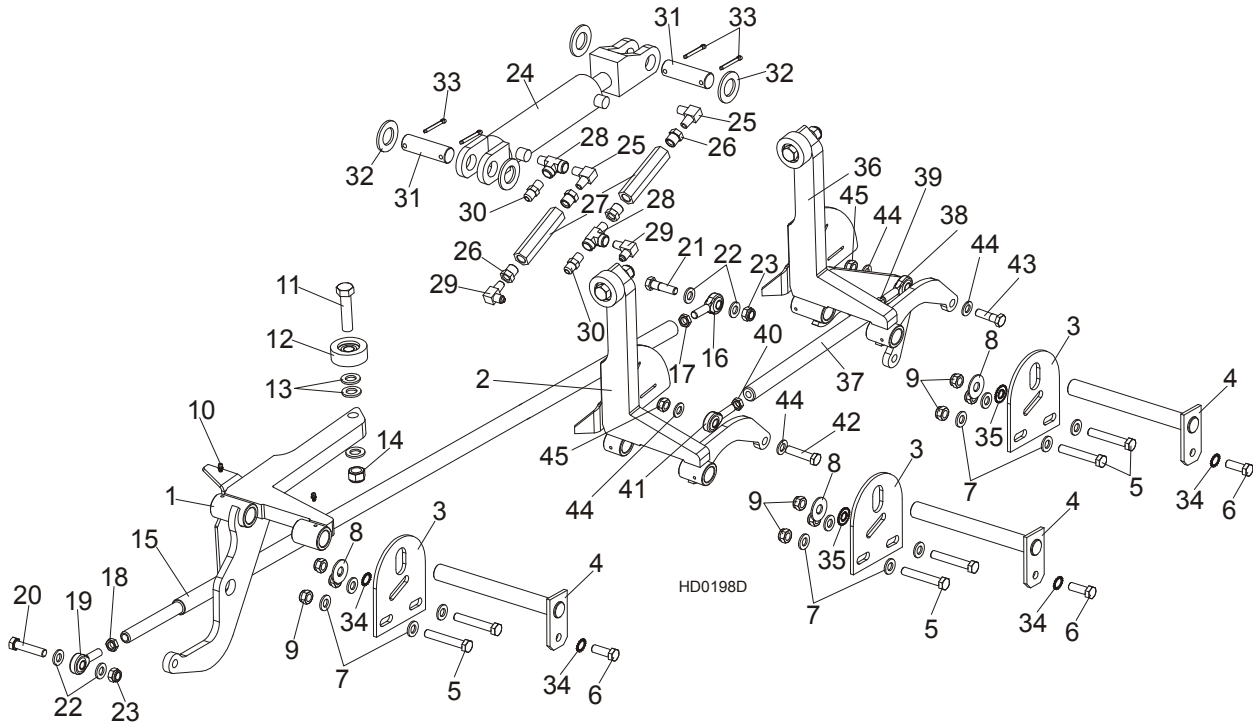
REF.	DESCRIPTION (◆ Indicates Parts Available In Assemblies Only)	PART #	QTY
	HYDRAULIC LOG TURNER OPTION (S/M TYPE FRAME)	088711	1
1	Bracket, Hydraulic Log Turner (S/M TYPE FRAME)	088710-1	1
2	Bolt, M10x120 8.8 Carriage Head Zinc	F81003-33	4
3	Washer, 10.5 Flat Zinc	F81055-1	20
4	Nut, M10-8-B Hex Nylon Zinc Lock	F81033-1	12
5	Bracket, Hydraulic Log Turner Front	091046-1	1
6	Bolt, M12x130-8.8 Hex Head Zinc	F81004-36	2
7	Washer, 13 Flat Zinc	F81056-1	6
8	Nut, M12-8 Hex Nylon Zinc Lock	F81034-2	4
9	Plate, Hydraulic Log Turner Left	091048-1	1

9 Hydraulic System

Hydraulic Log Turner

10	Plate, Hydraulic Log Turner Right	091049-1	1	
11	Bolt, M10x30-5.8 Hex Head Full Thread Zinc	F81003-2	8	
	Cylinder Assy, Log Turner Super	015563	1	
12	Cylinder, CJ-S305-16-63/28/203 Hydraulic	088679	1	
13	Fitting, 1/4NPTx1/4JIC Male Elbow	P09142	2	
14	Pin, Log Turner Mount	088667-1	2	
15	Bolt, M8x25-8.8-B Hex Head Full Thread Zinc	F81002-5	2	
16	Arm, Hydraulic Log Turner Link	088060-1	1	
17	Fitting, M6 Grease	086280	2	
18	Pin, 25 X 180	088664	1	
19	Washer, 25 Flat Zinc	F81061-3	2	
20	Pin, 5x40 Cotter	F81043-31	2	
21	Arm, Hydraulic Log Turner	088067-1	1	
22	Spring, 1 1/16x8x.135 Dia	015718	2	
23	Claw, Hydraulic Log Turner	088082-1	4	
24	Bolt, M12x130-8.8 Hex Head Zinc	F81004-36	2	
25	Washer, GTM-2644-015	093359	2	

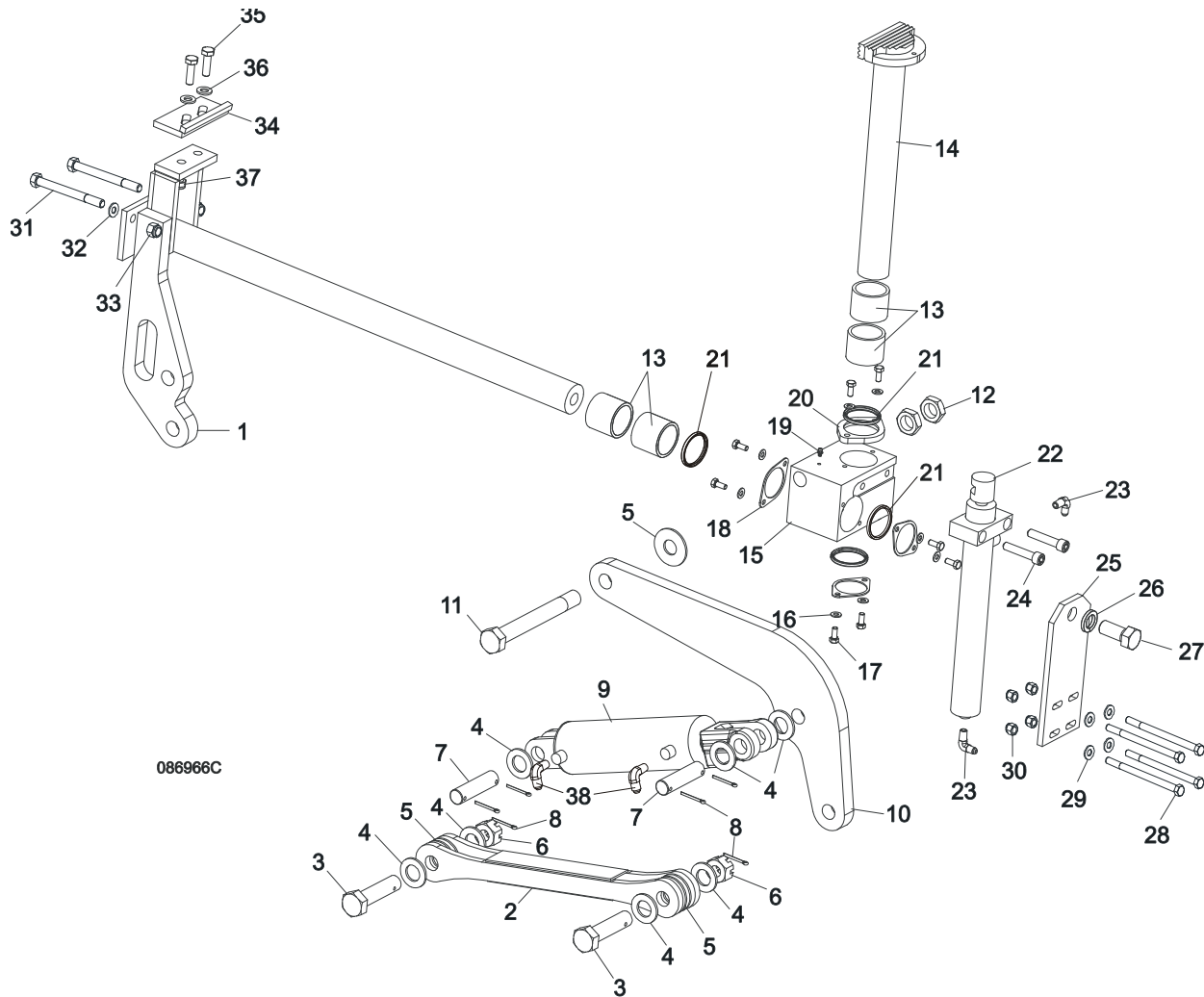
9.15 Hydraulic Log Side Supports



REF.	DESCRIPTION (◆ Indicates Parts Available In Assemblies Only)	PART #	QTY
	LOG SIDE SUPPORT KIT, S/M FRAME	507644	1
1	SUPPORT, HYDRAULIC LOG SIDE W/GUARD	099788-1	1
2	SUPPORT, LOG SIDE W/GUARD	507646-1	1
3	PLATE, LOG SIDE SUPPORT END	091591-1	3
4	PIN, LOG SIDE SUPPORT PIVOT	091549-1	3
5	BOLT, M12 X 75-8.8 HEX HEAD FULL THREAD ZINC	F81004-21	6
6	BOLT, M12 X 35-8.8 HEX HEAD FULL THREAD ZINC	F81004-24	3
7	WASHER, 13 FLAT ZINC	F81056-1	12
8	WASHER, 15 FLAT SPECIAL ZINC-PLATED	F81057-3	3
9	NUT, M12-8 HEX NYLON ZINC LOCK	F81034-2	9
10	FITTING, 3/16" STRAIGHT GREASE	P04107	6
11	BOLT, M16X65-8.8 HEX HEAD FULL THREAD	F81006-1	3
12	ROLLER ASSY, SIDE SUPPORT	015014-1	3
13	WASHER, 17 FLAT ZINC	F81058-1	9
14	NUT, M16,HEX, NYLON ZINC LOCK	F81036-2	3
	ROD, SIDE SUPPORT LINK COMPLETE	091640	1
15	ROD, SIDE SUPPORT LINK ZINC-PLATED	089374-1	1
16	ROD END (LEFT THREAD)	087036	1
17	NUT, M12-04-A RIGHT HEX THIN	F81034-6	1
18	NUT, M12-04-A LEFT HEX THIN	F81034-7	1
19	ROD END (RIGHT THREAD)	087035	1
20	BOLT, M12 X 55-8.8 HEX HEAD FULL THREAD ZINC	F81004-12	1
21	BOLT, M12 X 45-8.8 HEX HEAD FULL THREAD ZINC	F81004-32	2
22	WASHER, 13 FLAT ZINC	F81056-1	4

23	NUT, M12-8 HEX NYLON ZINC LOCK	F81034-2	2	
	CYLINDER ASSEMBLY, SUPER HYDRAULIC LOG SIDE SUPPORT	015561	1	
24	CYLINDER, CJ-S270-16-50/28/152 HYDRAULIC	088678	1	
	SEAL KIT, 6" X 2" HYDRAULIC CYLINDER	P12954	1	
25	FITTING, #C3529X4 90° ELBOW	P09140	2	
26	FITTING, 3/8" NPT - 1/4" NPT REDUCER	015490	4	
27	VALVE, SIDE SUPPORT SEQUENCE	015484	2	
28	FITTING, C3759X4 MALE TEE	015486	2	
29	FITTING, 3/8JIC-1/4NPT 90L	015491	2	
30	FITTING, 3/8" JIC - 1/4" NPT STRAIGHT	015560	2	
31	PIN, HYDRAULIC CYLINDER ZINC-PLATED	086979-1	2	
32	WASHER, 28 FLAT ZINC	F81061-1	4	
33	PIN, 5 X 40 COTTER	F81043-31	4	
34	WASHER, BN781 M12/13 EXTERNALLY SERRATED	F81056-16	4	
35	WASHER, BN783 M12/12.3/30.3	F81056-17	2	
36	SUPPORT, LOG SIDE W/GUARD 2	507645-1	1	
	PUSHER, SUPPORT, LOG SIDE, L-380 SHORT	507647	1	
37	PUSHER, SUPPORT, LOG SIDE, L-320	505439-1	1	
38	END, ROD LEFT THREAD	087036	1	
39	NUT, M12-04-A RIGHT HEX THIN	F81034-6	1	
40	NUT, M12-04-A LEFT HEX THIN	F81034-7	1	
41	ROD END (RIGHT THREAD)	087035	1	
42	BOLT, M12 X 55-8.8 HEX HEAD FULL THREAD ZINC	F81004-12	1	
43	BOLT, M12 X 45-8.8 HEX HEAD FULL THREAD ZINC	F81004-32	1	
44	WASHER, 13 FLAT ZINC	F81056-1	4	
45	NUT, M12-8 HEX NYLON ZINC LOCK	F81034-2	2	

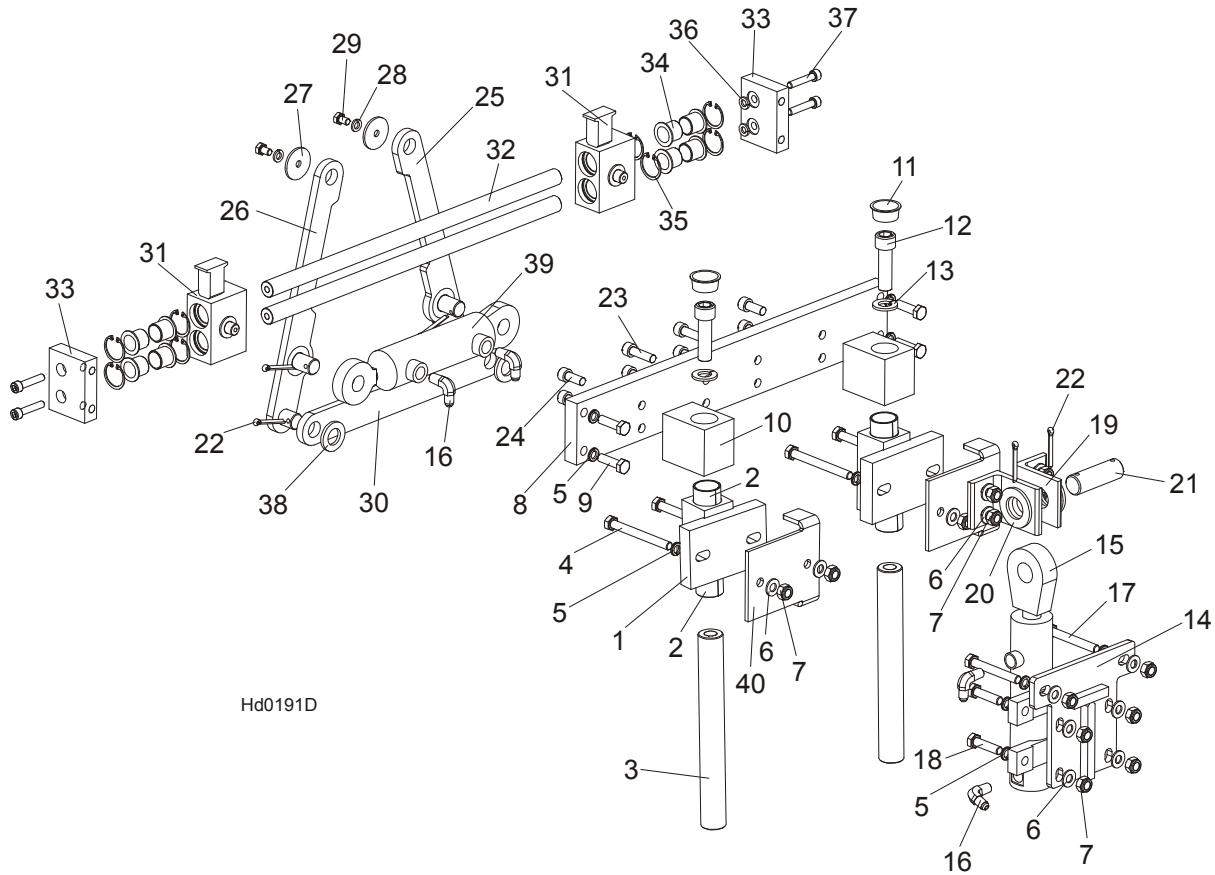
9.16 Hydraulic Log Clamp - Main



REF.	DESCRIPTION (◆ Indicates Parts Available In Assemblies Only)	PART #	QTY
	HYDRAULIC LOG CLAMP ASSEMBLY	088658	1
1	Rod Weldment, Log Clamp Slide Ptd	086967-1	1
2	Arm Weldment, Hydraulic Clamp Link Ptd	086963-1	1
3	Pin, B 24x95/85-Clevis Zinc	F81049-2	1
4	Washer, 25 Flat Zinc	F81061-3	8
5	Washer, 25X63 Zinc-Plated	088585-1	5
6	Nut, Z M20-8-B-Slotted Castle Zinc	F81037-3	2
7	Pin, Hydraulic Cylinder Zinc-Plated	086979-1	2
8	Pin, S-Zn 6,3x45 Cotter	F81045-2	6
9	Cylinder, CJ-S96-16-70/32/178 Hydraulic	088589	1
10	Arm, Hydraulic Log Clamp Link	086974-1	1
11	Bolt, M24x217/39 -8.8-B- Hex Head Zinc	088586-1	1
12	Nut, M24 -04-B- Hex Thin Zinc	F81039-3	2
13	Bushing, 5040BS Self-Lubricating	088660	2

14	Rod Weldment, Log Clamp Vertical	088582-1	1	
15	Block, Log Clamp Steel	088591-1	1	
16	Washer, 8.4 Flat Zinc	F81054-1	8	
17	Bolt, M8x20-8.8-B-Hex Head Full Thread Zinc	F81002-4	8	
18	Flange, Clamp Rod Wiper	088887-1	3	
19	Fitting, 3/16" Straight Grease	P04107	1	
20	Flange, Clamp Rod Wiper	088887-1	1	
21	Wiper, ZZ 50x60x7 Log Clamp Rod	088587	1	
22	Cylinder, C.J-S169-16-40/22/254 Hydraulic	088590	1	
23	Fitting, 1/4" NPT - 1/4" JIC Male Elbow	P09142	2	
24	Screw, M12x55 -8.8-B-Hex Socked Head Cap Zinc	F81004-23	2	
25	Plate, Log Clamp Mount	086975-1	1	
26	Washer, Z 22,5 Split Lock	F81059-4	1	
27	Bolt, M22x1,5x40 -8.8-B-Hex Head Full Thread Zinc	F81009-1	1	
28	Bolt, M10 x 125-8.8 Hex Head Zinc	F81003-18	4	
29	Washer, 10.5 Flat Zinc	F81055-1	8	
30	Nut, M10-8-B Hex Nylon Zinc Lock	F81033-1	4	
31	Bolt, M12x130-8.8-Hex Head Zinc	F81004-36	2	
32	Washer, 13 Flat Zinc	F81056-1	2	
33	Nut, M12-8 Hex Zinc	F81034-1	2	
	STOP KIT, CLAMP	K09485	1	
34	Stop Wldmt, Hydraulic Log Clamp	086980-1	1	
35	Bolt, M12 x 40 8.8 Hex Head Full Thread Zinc	F81004-4	2	
36	Washer, 13 Flat Zinc	F81056-1	2	
37	Nut, M12-8 Hex Nylon Zinc Lock	F81034-2	4	
38	Fitting, 3/8JIC-1/4NPT 90L	015491	2	

9.17 Hydraulic Pull-Down Clamp

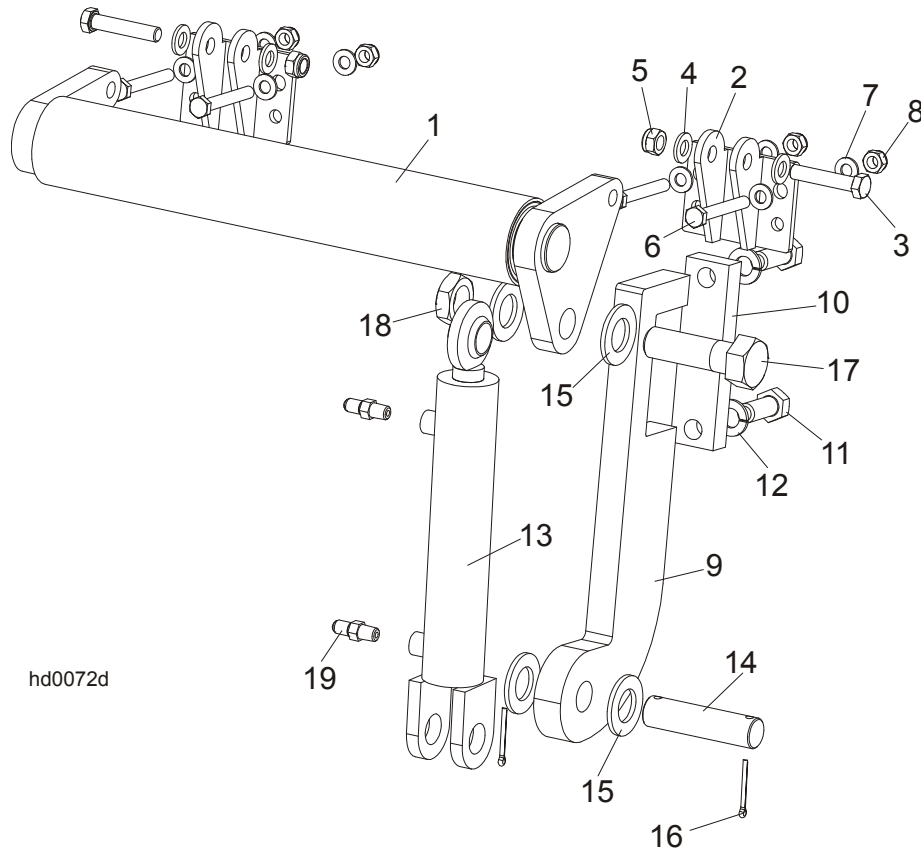


Hd0191D

REF.	DESCRIPTION (◆ Indicates Parts Available In Assemblies Only)	PART #	QTY
	LEFT HYDRAULIC LOG CLAMP ASSEMBLY, COMPLETE	094129	1
	GUIDE BLOCK W/SELF-LUBRICATING BUSHINGS	090544	2
1	BLOCK WELDMENT, LOG CLAMP GUIDE PTD	090543-1	2
2	BUSHING, 3040BS SELF-LUBRICATING	088676	2
3	Pin, Log Clamp Up/Down	088631	2
4	Bolt, M10x95-8.8-B Hex Head Zinc	F81003-71	4
5	Washer, 10.2 Split Lock Zinc	F81055-2	14
6	Washer, 10.5 Flat Zinc	F81055-1	14
7	Nut, M10-8-B Hex Nylon Zinc Lock	F81033-1	14
8	Beam, Log Clamp Main Zinc-plated	094115-1	1
9	Bolt, M10x35-8.8 Hex Head Full Thread Zinc	F81003-17	4
10	Block, Log Clamp Up/Down Painted	094124-1	2
11	Plug, M33 Thread #12428	089839	2
12	Screw, M16x55-8.8 Hex Socket Head Cap Zinc	F81006-18	2
13	Washer, 16.3 Split Lock Zinc	F81058-2	2
14	Plate Weldment, Hydraulic Cylinder Mounting	094094-1	1
15	Cylinder, CJ7F-16/40/22 + UE2-40W Hydraulic	091346	1

16	Fitting, 90° Male Elbow	P09142	2	
17	Bolt, M10x75-8.8 Hex Head Zinc	F81003-15	2	
18	Bolt, M10x40-8.8 Hex Head Full Thread Zinc	F81003-16	4	
19	Bracket, Hydraulic Cylinder Mounting	094127-1	2	
20	Washer, 28 Flat Zinc	F81061-1	2	
21	Pin, 25x75 Zinc-plated	088659-1	1	
22	Pin, S-Zn 5x40 Cotter Zinc	F81043-31	4	
23	Screw, M10x35 8.8 Hex Socket Head Cap Zinc	F81003-56	4	
24	Screw, M10x25 8.8 Hex Socket Head Cap Zinc	F81003-32	4	
25	Link, Log Clamp In/Out Side Zinc-plated (1)	094097-1	1	
26	Link, Log Clamp In/Out Side Zinc-plated (2)	094099-1	1	
27	Washer, Zinc-plated Spacer	094128-1	1	
28	Washer, 8.2 Split Lock Zinc	F81054-4	2	
29	Bolt, M8x12-8.8 Hex Head Full Thread Zinc	F81002-6	2	
30	Arm, Log Clamp In/Out Zinc-plated	094092-1	1	
31	Jaw Weldment, Log Clamp Zinc-plated	094120-1	2	
32	Rod, Log Clamp Jaw Guide	094116	2	
33	Plate, Locking Zinc-plated	094117-1	2	
34	Bushing, JFM-2023-21 Flanged	094113	8	
35	Ring, W 31 Inside Retaining	F81090-15	8	
36	Washer, 8.2 Split Lock Zinc	F81054-4	4	
37	Screw, M8x40-8.8 Hex Socket Head Cap Zinc	F81002-29	4	
38	Washer, 21 Flat Zinc	F81059-2	2	
39	Cylinder SJ2F-16-40/22/80 Hydraulic	093880	1	
40	Bracket, Log Clamp Mount	094098-1	2	

9.18 Hydraulic Toe Board



hd0072d

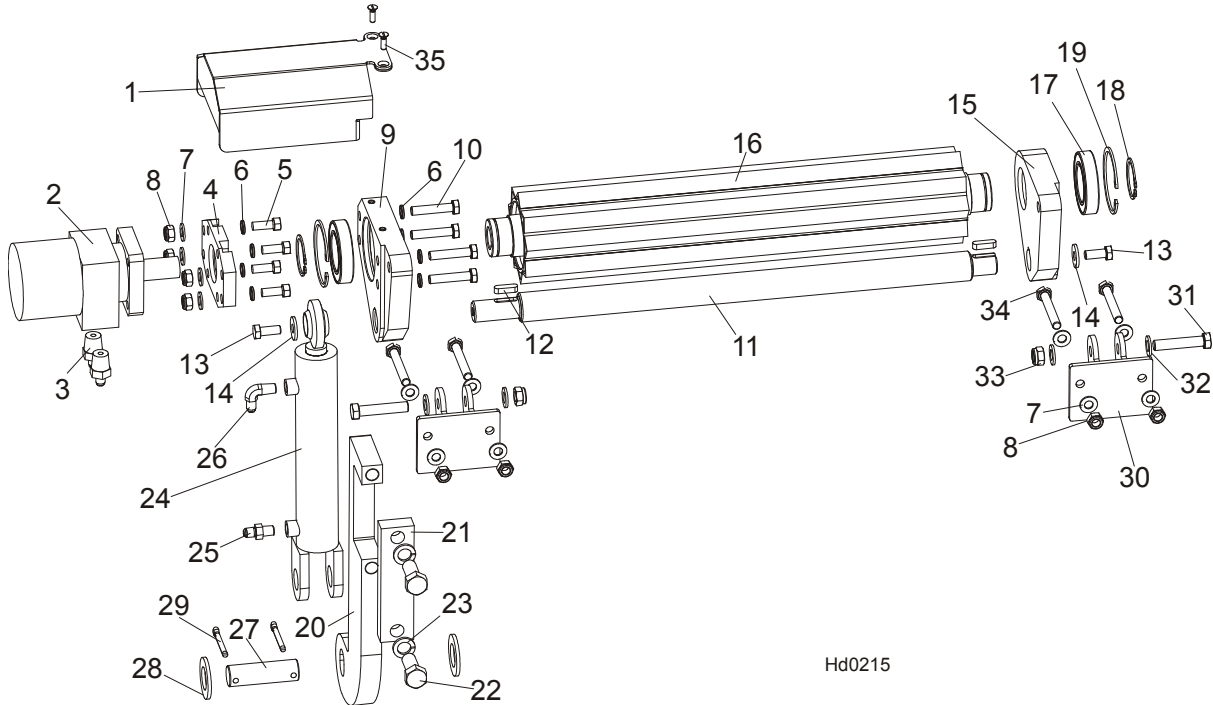
REF.	DESCRIPTION (◆ Indicates Parts Available In Assemblies Only)	PART #	QTY
	FRONT HYDRAULIC TOE BOARD	092613	1
	REAR HYDRAULIC TOE BOARD	092634	1
1	Toe Board Weldment, Front Hydraulic	092612-1	1
	Toe Board Weldment, Rear Hydraulic	086253-1	1
2	Bracket, Toe Board Roller Mount	087903-1	2
3	Bolt, M12x60-8.8 Hex Head Zinc	F81004-5	4
4	Washer, 13 Flat Zinc	F81056-1	8
5	Nut, M12-8 Hex Nylon Zinc Lock	F81034-2	4
6	Bolt, M10x75-8.8 Hex Head Zinc	F81003-15	8
7	Washer, 10.5 Flat Zinc	F81055-1	16
8	Nut, M10-8-B Hex Nylon Zinc Lock	F81033-1	8
9	Bracket, Toe Board Cylinder Mount	087729-1	2
10	Plate, Toe Board Cylinder Mount	090086-1	2
11	Bolt, M16x40-8.8 Hex Head Full Thread Zinc	F81006-13	4
12	Washer, 16.3 Split Lock Zinc	F81058-2	4
13	Cylinder, CJ-S170-16-40/25/152 Hydraulic	088681	2
14	Pin, Hydraulic Cylinder Zinc-Plated	086979-1	2
15	Washer, 28 Flat Zinc	F81061-1	8
16	Pin, 3/16x1.5" Cotter Zinc	F05012-23	4
17	Bolt, 1"-8 x 3 1/4 Hex Head Grade 5	F05009-51	2
18	Nut, 1"-14" Hex Jam Unplated	F05010-117	2

9 Hydraulic System

Power Toe Roller (Option)

19	Fitting, C5205x4x4 Male	P09143	4
----	-------------------------	--------	---

9.19 Power Toe Roller (Option)



Hd0215

REF.	DESCRIPTION (◆ Indicates Parts Available In Assemblies Only)	PART#	QTY
	POWER ROLLER	507688	1
1	Cover, Hydraulic Motor	507690-1	1
2	Motor, MG06-13-13AAAB Hyd	P21506	1
3	Fitting, 1/2-14NPT/7/16-20UNF	096919	2
4	Plate, Hydraulic Motor Mount	096030-1	1
5	Screw, 3/8-16x1, HHC	F05007-7	4
6	Washer, 10.2 Split Lock Zinc	F81055-2	4
7	Washer, 10.5 Flat Zinc	F81055-1	12
8	Nut, M10-8-B Nylon Hex Zinc Lock	F81033-1	8
9	Bracket, Side w/Hydromotor Connector	507684-1	1
10	Bolt, M10x50-8.8-Hex Head Full Thread Zinc	F81003-4	4
11	Rod	096034	1
12	Key, A8x7x28 Parallel	096035	2
13	Bolt, M10x25 8.8 Hex Head Full Thread Zinc	F81003-31	2
14	Washer, 10,5 Zinc Flat Special	F81055-6	2
15	Bracket, Side Painted	507687-1	1
16	Roller, Pivot - Wldmt	096028-1	1
17	Bearing, 6009.2RSR	096025	2
18	Ring, Z 45 Spring Retaining	F81090-32	2
19	Ring, W 75 Spring Retaining	F81090-41	2
20	Plate, Toe Board Cylinder Mount	087729-1	1
21	Plate, Hydraulic Toe Board Mount	090086-1	1
22	Bolt, M16x40-8.8 Hex Head Full Thread Zinc	F81006-13	2

23	Washer, 16,3 Split Lock Zinc	F81058-2	2	
	Cylinder, Hydraulic Toe Board	085937	1	
24	Cylinder, CJ-S170-16-40/25/152 Hydraulic	088681	1	
25	Fitting, C5205x4x4 Male	P09143	1	
26	Fitting, 1/4NPTx1/4JIC Male Elbow	P09142	1	
27	Pin, Hydraulic Cylinder Zinc	086979-1	1	
28	Washer, 28 Flat Zinc	F81061-1	2	
29	Pin, S-Zn 6,3x45	F81045-2	2	
30	Bracket, Toe Board Roller Mount	087903-1	2	
31	Bolt, M12x60-8.8 Hex Head Zinc	F81004-5	2	
32	Washer, 13 Zinc Flat	F81056-1	4	
33	Nut, M12-8 Hex Nylon Zinc Lock	F81034-2	2	
34	Bolt, M10x75-8.8-Hex Head Zinc	F81003-15	4	
35	Screw, M6x20- 4.8-B Slotted Countersunk Head Zinc	F81001-31	2	