

Wood-Mizer®

Replacement Parts

EA3000

rev. A1.00



Safety is our #1 concern! Read and understand all safety information and instructions before operating, setting up or maintaining this machine.

Form #816

Table of Contents

Section-Page

| | | |
|------------------|--|------------|
| SECTION 1 | GENERAL INFORMATION | 1-1 |
| 1.1 | How To Use the Parts List..... | 1-1 |
| 1.2 | Sample Assembly | 1-1 |
| SECTION 2 | EA3000 EDGER | 2-1 |
| 2.1 | EA3000 Edger | 2-1 |
| 2.2 | Decals | 2-2 |
| 2.3 | Edger Base Assembly (532016) | 2-4 |
| 2.4 | Edger Central Frame (532849) | 2-6 |
| 2.5 | Top Cover (528987) | 2-8 |
| 2.6 | Bottom Roller Assembly (532277) | 2-10 |
| 2.7 | Feed Roller Assembly (532287) | 2-11 |
| 2.8 | Hold-Down Assembly (532300, 532401) | 2-12 |
| 2.9 | Hold-Down Roller (532297) | 2-13 |
| 2.10 | Intermediate Shaft (528990) | 2-14 |
| 2.11 | Pneumatic Cylinder Bracket (532407) | 2-15 |
| 2.12 | Motoreducer (532410) | 2-16 |
| 2.13 | Belt Routing Pulley Mount (532422) | 2-17 |
| 2.14 | Drive Assembly (532425) | 2-18 |
| 2.15 | Curtain Set (532860) | 2-19 |
| 2.16 | Hold-Down Roller Bumper (533854) | 2-20 |
| 2.17 | Guards & Covers (532433) | 2-21 |
| 2.18 | Moving Assembly (532850, 532440) | 2-23 |
| 2.19 | Blade Drive Assembly (532444) | 2-25 |
| 2.20 | Arbor Assemblies (532852, 532445) | 2-26 |
| 2.21 | Plummer Block Housing (Part No. 529068) | 2-27 |
| 2.22 | Plummer Block Housing (Part No. 529060) | 2-28 |
| 2.23 | Arbor/Motor Housing (532605) | 2-29 |
| 2.24 | Servo Drive (529117) | 2-30 |
| 2.25 | Servo Drive (529098) | 2-31 |
| SECTION 3 | CENTRING/SCANNING TABLE | 3-1 |
| 3.1 | Cover Rack | 3-1 |
| 3.2 | Light Channels | 3-2 |
| 3.3 | Stopper Fingers | 3-3 |
| 3.4 | Pneumatic Cylinder Arm (Part No. 532670-1) | 3-4 |
| 3.5 | Centraliser Mount Assembly | 3-5 |
| 3.6 | Drive Assembly | 3-6 |
| 3.7 | Side Slide Pads | 3-7 |
| 3.8 | Crossfeed Support Assembly | 3-8 |
| 3.9 | Drive Shafts | 3-11 |
| 3.10 | Shaft - Part 1 (533064) | 3-12 |
| 3.11 | Shaft - Part 2 (533068) | 3-14 |

Table of Contents

Section-Page

| | | |
|------|--|------|
| 3.12 | Shaft - Part 3 (533070) | 3-15 |
| 3.13 | Centraliser Right Arm (532128) | 3-17 |
| 3.14 | Centraliser Left Arm (532129) | 3-19 |
| 3.15 | Cable/Hose Duct (533300) | 3-21 |
| 3.16 | Chain Bridge Cylinder Assembly (533005) | 3-23 |
| 3.17 | Cylinder Assembly (532135) | 3-25 |
| 3.18 | Sprocket Assembly (533060) | 3-26 |
| 3.19 | Cylinder Assembly (532679) | 3-27 |
| 3.20 | Bumper Assembly (533012) | 3-29 |
| 3.21 | Camera Mount Frame (533233) | 3-30 |
| 3.22 | Camera Mount Assembly (533246) | 3-31 |
| 3.23 | Distance Sensor Assembly (533252) | 3-32 |
| 3.24 | Scanner Electric Box Mount (533330) | 3-33 |
| 3.25 | Cable Duct (533327) | 3-34 |
| 3.26 | Optical Sensor Assembly (533229) | 3-35 |
| 3.27 | Lower Valve Mount Bracket (533279) | 3-36 |
| 3.28 | 3-Position Valve Block (533265) | 3-37 |
| 3.29 | 5-Position Valve Block (533271) | 3-38 |
| 3.30 | 5-Position Valve Block (533272) | 3-39 |
| 3.31 | Air Supply Assembly w/Mount Plate (533291) | 3-40 |
| 3.32 | Air Supply Assembly (533287) | 3-42 |
| 3.33 | Hold-Down Arm Mount Beam (533056) | 3-43 |
| 3.34 | Upper Cylinder Mount Bracket (533020) | 3-45 |
| 3.35 | Board Sensor Mount Arm (533029) | 3-46 |
| 3.36 | Hold-Down Arm (533043) | 3-47 |
| 3.37 | Hold-Down Roller Assembly (533041) | 3-48 |
| 3.38 | Valve Block w/Mount Plate (533278) | 3-49 |
| 3.39 | Hold-Down Arm Valve Block (533273) | 3-51 |
| 3.40 | Hold-Down Arm Cylinder Assembly (533046) | 3-52 |
| 3.41 | Infeed Chain Bridge (533206) | 3-53 |
| 3.42 | Tail Head (533209) | 3-55 |
| 3.43 | Feed Head (533211) | 3-57 |
| 3.44 | Chain Return Wearstrip (533220) | 3-58 |

SECTION 4 EA3000 LONG CONVEYOR

4-1

| | | |
|-----|--|------|
| 4.1 | Long Conveyor | 4-1 |
| 4.2 | Long Conveyor Frame Beams w/Drive 529253 | 4-2 |
| 4.3 | Long Conveyor Drive Assembly (529256) | 4-3 |
| 4.4 | Long Conveyor Frame Beams (529257) | 4-4 |
| 4.5 | Decals | 4-5 |
| 4.6 | Right Conveying Rail | 4-7 |
| 4.7 | Conveying Rail (533455) | 4-9 |
| 4.8 | Conveying Rail Assembly (II) (529265) | 4-11 |
| 4.9 | Slide Bearing Assembly (529160) | 4-13 |

Table of Contents

Section-Page

| | | |
|---|--|------------|
| 4.10 | Conveyor Drive Shaft | 4-14 |
| 4.11 | Shaft with Stopper Fingers (533449) | 4-15 |
| 4.12 | Shaft with Stopper Fingers (533451) | 4-16 |
| 4.13 | Shaft with Stopper Fingers (533452) | 4-17 |
| 4.14 | Shaft with Stopper Fingers (533448) | 4-18 |
| 4.15 | Flipper Assembly (533454) | 4-19 |
| 4.16 | Flipper Assembly (533453) | 4-20 |
| 4.17 | Left Flipper Arm (533443) | 4-21 |
| 4.18 | Right Flipper Arm (533442) | 4-22 |
| 4.19 | Conveyor Limit Switch (529246) | 4-23 |
| 4.20 | Cable/Hose Guide Channel (534728) | 4-24 |
| 4.21 | Valve Block Assembly (534707) | 4-25 |
| 4.22 | Air Hose Guide Channel (534720) | 4-27 |
| SECTION 5 CONVEYOR, EA3000 SHORT | | 5-1 |
| 5.1 | Short Conveyor | 5-1 |
| 5.2 | Decals | 5-2 |
| 5.3 | Short Conveyor Frame Beams w/Drive (529168) | 5-4 |
| 5.4 | Short Conveyor Drive Assembly (529176) | 5-5 |
| 5.5 | Short Conveyor Frame Beams (529186) | 5-6 |
| 5.6 | Conveying Rail Assembly (529145) | 5-7 |
| 5.7 | Conveying Rail Assembly (529166) | 5-9 |
| 5.8 | Shaft with Stopper Fingers (533426) | 5-11 |
| 5.9 | Shaft with Stopper Fingers (533425) | 5-12 |
| 5.10 | Flipper Assembly (533436) | 5-13 |
| 5.11 | Flipper Assembly (533444) | 5-14 |
| 5.12 | Pneumatic Cylinder with Bracket (534334) | 5-15 |
| 5.13 | Pneumatic Cylinders with Bracket (534335) | 5-16 |
| 5.14 | Pneumatic Cylinder with Bracket (534336) | 5-17 |
| 5.15 | Flipper Pneumatic Cylinders (534330) | 5-18 |
| 5.16 | Stopper Finger Pneumatic Cylinder (534329) | 5-19 |
| 5.17 | Cable Pull Emergency Stop (534702, 534703, 534701, 534718) | 5-20 |
| 5.18 | Cable Support Eye Bracket (534348) | 5-21 |
| 5.19 | Air Hose Guide Channel (534722) | 5-22 |
| 5.20 | Valve Block Assembly (534706) | 5-23 |
| 5.21 | Valve Block (534704, 534705) | 5-25 |
| SECTION 6 ANTI-SPLINTER ASSEMBLY | | 6-1 |
| 6.1 | Anti-Splinter Assembly | 6-1 |
| 6.2 | Anti-Splinter Curtain (533700) | 6-2 |
| SECTION 7 6M OUTFEED CONVEYOR (TAILER) | | 7-1 |
| 7.1 | 6m Tailer | 7-1 |

Table of Contents

Section-Page

7.2 Decals7-2
7.3 Outfeed Chain Bridge (531573)7-4
7.4 Drive Sprocket Assembly (531585)7-5
7.5 Idler Sprocket Assembly (531582)7-6
7.6 Outfeed Chain Wearstrip Assembly (533169)7-7
7.7 Drive Assembly with Mount Plate (531876)7-9
7.8 Drive Assembly (531521)7-10
7.9 Hold-Down Wheel Assembly (531860)7-11
7.10 Drive Chain Guard (532010)7-13

SECTION 1 GENERAL INFORMATION

1.1 How To Use the Parts List

- Use the index above to locate the assembly that contains the part you need.
- Go to the appropriate section and locate the part in the illustration.
- Use the number pointing to the part to locate the correct part number and description in the table.
- Parts shown indented under another part are included with that part.
- Parts marked with a diamond (◆) are only available in the assembly listed above the part.

See the sample table below. Sample Part #A01111 includes part F02222-2 and subassembly A03333. Subassembly A03333 includes part S04444-4 and subassembly K05555. The diamond (◆) indicates that S04444-4 is not available except in subassembly A03333. Subassembly K05555 includes parts M06666 and F07777-77. The diamond (◆) indicates M06666 is not available except in subassembly K05555.

| 1.2 Sample Assembly | | | | |
|---------------------|---|-----------|-----|---|
| REF. | DESCRIPTION (◆ Indicates Parts Available In Assemblies Only) | PART # | QTY | |
| | Sample Assembly, Complete (Includes All Indented Parts Below) | A01111 | 1 | |
| 1 | Sample Part | F02222-22 | 1 | |
| | Sample Subassembly (Includes All Indented Parts Below) | A03333 | 1 | |
| 2 | Sample Part (◆ Indicates Part Is Only Available With A03333) | S04444-4 | 1 | ◆ |
| | Sample Subassembly (Includes All Indented Parts Below) | K05555 | 1 | |
| 3 | Sample Part (◆ Indicates Part Is Only Available With K05555) | M06666 | 2 | ◆ |
| 4 | Sample Part | F07777-77 | 1 | |

To Order Parts:

- From Europe call our European Headquarters and Manufacturing Facility in Kolo, Poland at **+48-63-2626000**. From the continental U.S., call our toll-free Parts hotline at **1-800-525-8100**. Have your customer number, vehicle identification number, and part numbers ready when you call. From other international locations, contact the Wood-Mizer distributor in your area for parts.

Office Hours:

| Country | Monday - Friday | Saturday | Sunday |
|---------|-----------------|-----------------|--------|
| Poland | 7-15 | Closed | Closed |
| US | 8 a.m.- 5 p.m. | 8 a.m.- 12 p.m. | Closed |

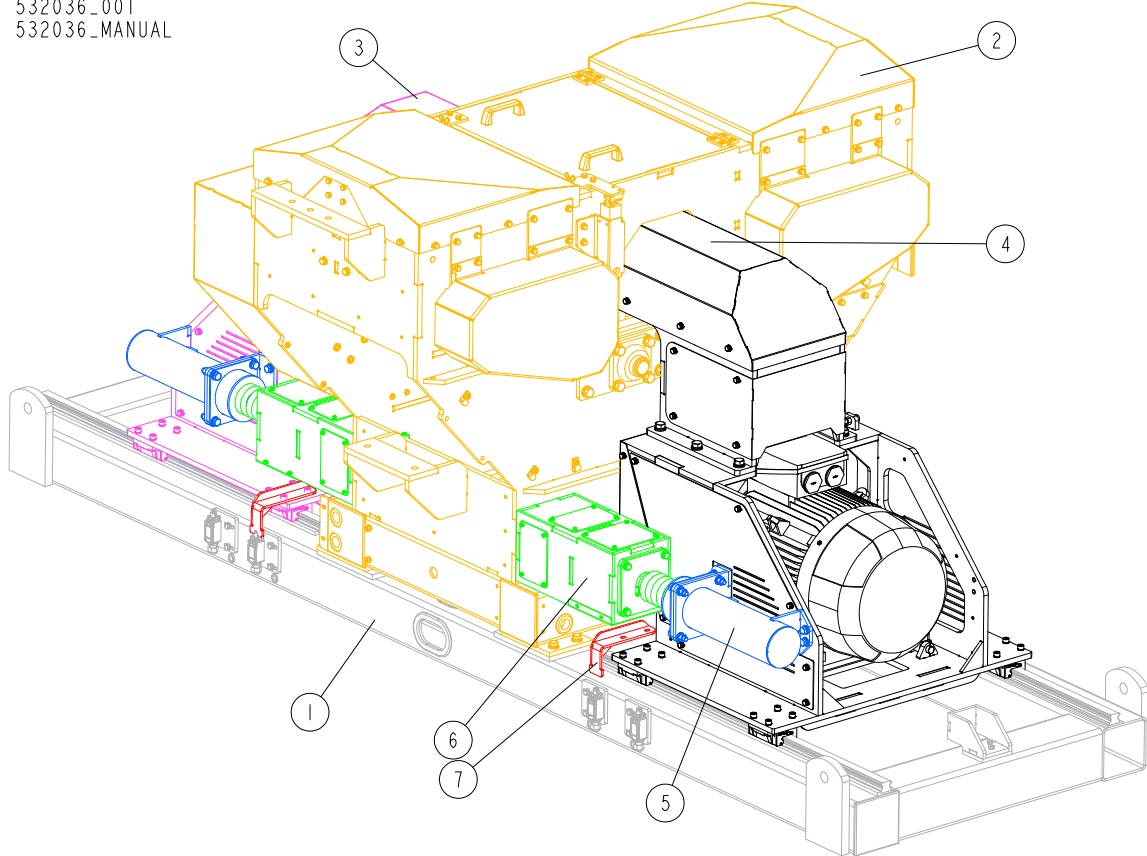


CAUTION! It is strongly recommended that only original spare parts be used.

SECTION 2 EA3000 EDGER

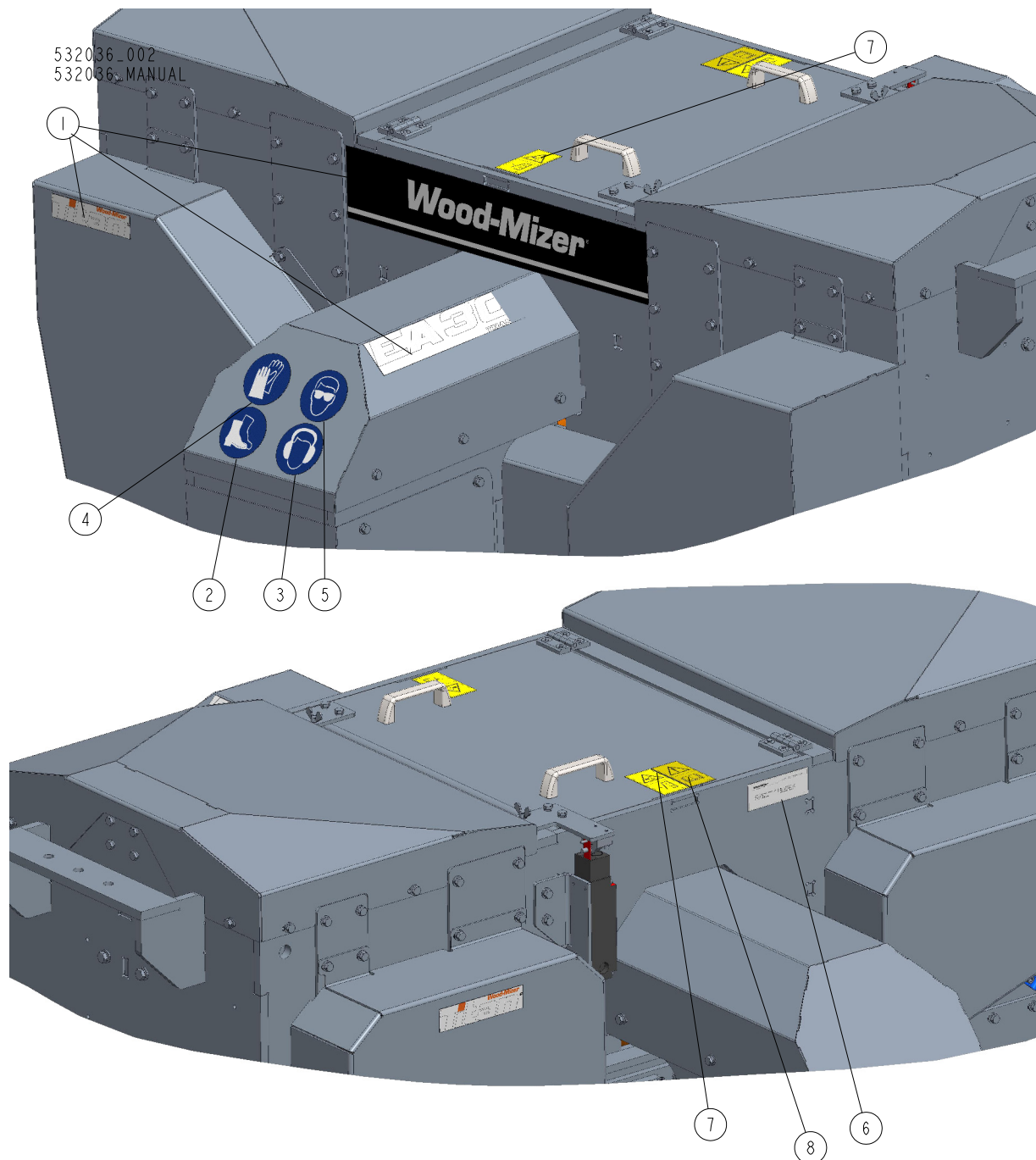
2.1 EA3000 Edger

532036_001
532036_MANUAL



| REF. | DESCRIPTION (* indicates parts available in assemblies only) | PART # | QTY |
|------|--|----------|-----|
| - | EA3000 EDGER | 532036 | 1 |
| 1 | COMPLETE BASE See Section 2.3 | 532016 | 1 |
| 2 | EDGER CENTRAL FRAME See Section 2.4 | 532849 | 1 |
| 3 | MOVING ASSEMBLY RIGHT SIDE See Section 2.18 | 532440 | 1 |
| 4 | MOVING ASSEMBLY, LEFT SIDE See Section 2.18 | 532850 | 1 |
| 5 | SERVO DRIVE (2ND PART) See Section 2.24 BALL SCREW NUT AND HOUSING | 529117 | 2 |
| 6 | SERVO DRIVE (1ST PART) See Section 2.25 | 529098 | 2 |
| 7 | LIMIT SWITCH TRIGGER BRACKET | 532611-1 | 2 |

2.2 Decals

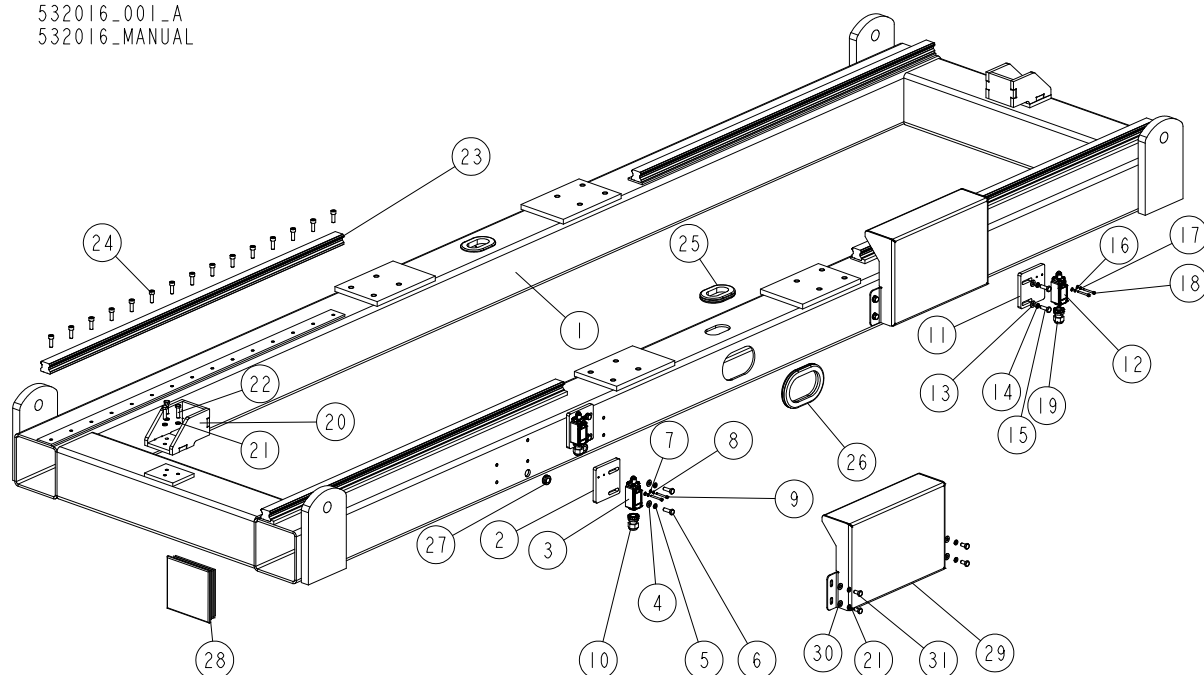


| REF. | DESCRIPTION (* indicates parts available in assemblies only) | PART # | QTY |
|------|--|---------|-----|
| - | DECAL KIT, EA3000 CENTRAL FRAME | 535154 | 1 |
| 1 | DECAL, EA3000 LOGO | 535153 | 1 |
| 2 | DECAL, "WEAR SAFETY BOOTS" (PICTOGRAM) | 501465 | 1 |
| 3 | DECAL, "WEAR PROTECTIVE EAR MUFFS" (PICTOGRAM) | S12005G | 1 |
| 4 | DECAL, "WEAR SAFETY GLOVES" | 512107 | 1 |
| 5 | DECAL, "WEAR SAFETY GOGGLES" (PICTOGRAM) | S12004G | 1 |
| 6 | DECAL, EUROPEAN HEADQUARTER ADDRESS | 015841 | 1 |
| 7 | DECAL, "CLOSE GUARDS BEFORE OPERATING" | 099220 | 2 |

| REF. | DESCRIPTION (* indicates parts available in assemblies only) | PART # | QTY | |
|------|--|--------|-----|--|
| 8 | DECAL, "READ THE OPERATOR'S MANUAL" | 096317 | 1 | |

2.3 Edger Base Assembly (532016)

532016_001_A
532016_MANUAL

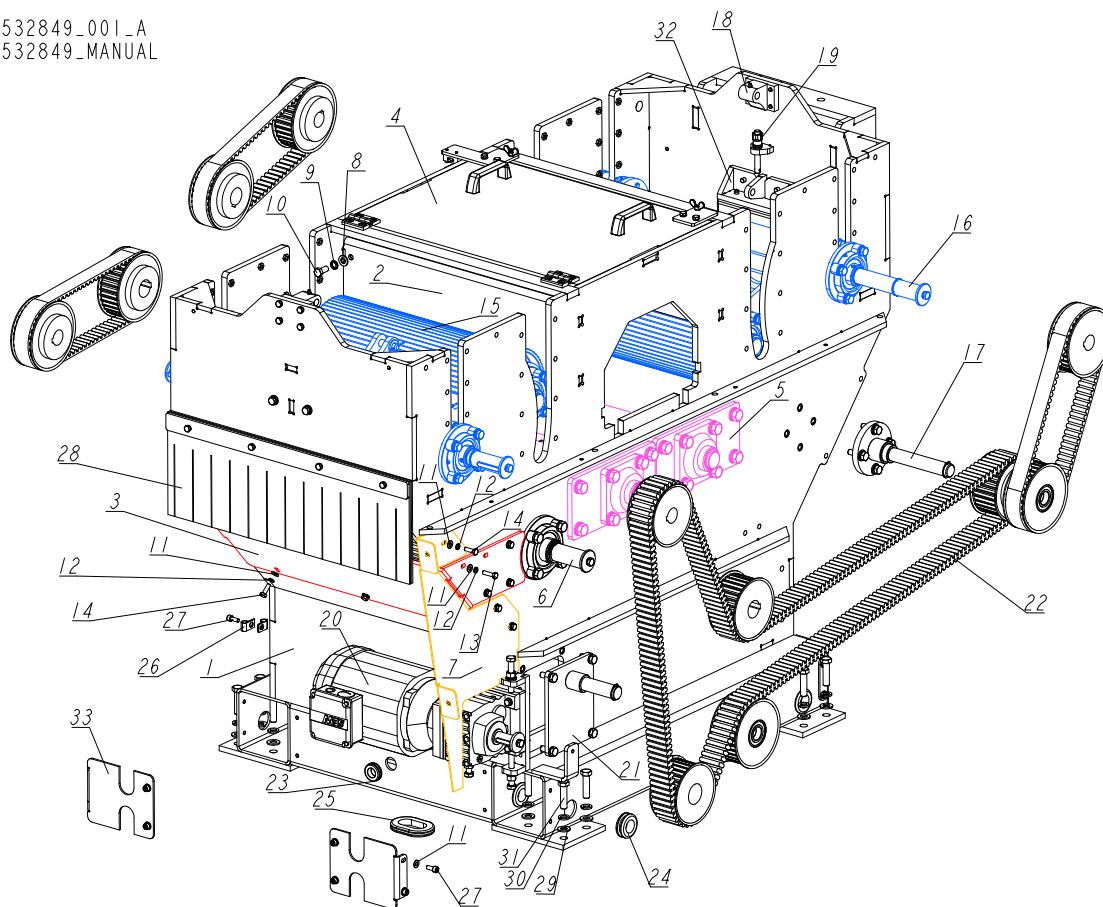


| REF. | DESCRIPTION (* indicates parts available in assemblies only) | PART # | QTY |
|------|--|-----------|-----|
| - | BASE, EDGER COMPLETE | 532016 | 1 |
| 1 | BASE WELDMENT, EDGER | 532015-1 | 1 |
| - | SWITCH ASSEMBLY, LIMIT, (LEFT SIDE) | 532018 | 2 |
| 2 | PLATE, LIMIT SWITCH MOUNT | 532017-1 | 1 |
| 3 | SWITCH, FA134 Z11 SAFETY | 100910 | 1 |
| 4 | WASHER, 8.4 FLAT ZINC | F81054-1 | 2 |
| 5 | WASHER, 8.2 SPLIT LOCK ZINC | F81054-4 | 2 |
| 6 | BOLT, M8X25-8.8-B HEX HEAD FULL THREAD ZINC | F81002-5 | 2 |
| 7 | WASHER, 4.3 FLAT ZINC | F81051-2 | 2 |
| 8 | WASHER, Z 4.1 SPLIT LOCK ZINC | F81051-1 | 2 |
| 9 | SCREW, M4X35 8.8 HEX SOCKET HEAD CAP ZINC | F81011-34 | 2 |
| 10 | GLAND, PG13.5 CABLE | 086524 | 1 |
| - | SWITCH ASSEMBLY, LIMIT (RIGHT SIDE) | 532019 | 2 |
| 11 | PLATE, LIMIT SWITCH MOUNT | 532017-1 | 1 |
| 12 | SWITCH, FA134 Z11 SAFETY | 100910 | 1 |
| 13 | WASHER, 8.4 FLAT ZINC | F81054-1 | 2 |
| 14 | WASHER, 8.2 SPLIT LOCK ZINC | F81054-4 | 2 |
| 15 | BOLT, M8X25-8.8-B HEX HEAD FULL THREAD ZINC | F81002-5 | 2 |
| 16 | WASHER, 4.3 FLAT ZINC | F81051-2 | 2 |
| 17 | WASHER, Z 4.1 SPLIT LOCK ZINC | F81051-1 | 2 |
| 18 | SCREW, M4X35 8.8 HEX SOCKET HEAD CAP ZINC | F81011-34 | 2 |
| 19 | GLAND, PG13.5 CABLE | 086524 | 1 |
| 20 | STOP WELDMENT | 532020-1 | 2 |
| 21 | WASHER, 8.2 SPLIT LOCK ZINC | F81054-4 | 14 |
| 22 | BOLT, M8X30-8.8-B HEX HEAD FULL THREAD ZINC | F81002-2 | 6 |

| REF. | DESCRIPTION (* indicates parts available in assemblies only) | PART # | QTY | |
|------|--|-----------|-----|--|
| 23 | RAIL, HIWIN HGR35R L=1165 E1=22.5 P=80 GUIDE | 532021 | 4 | |
| 24 | SCREW, M8X25 8.8 HEX SOCKET HEAD CAP ZINC | F81002-21 | 60 | |
| 25 | GROMMET, RUBBER | 089532 | 2 | |
| 26 | GROMMET, 72X122 RUBBER | 523667 | 2 | |
| 27 | GROMMET, 20/13 RUBBER | 086188 | 4 | |
| 28 | CAP, 150X150 TUBE END | 534147 | 2 | |
| 29 | GUARD, LIMIT SWITCH | 534842-1 | 2 | |
| 30 | WASHER, 8.4 FLAT ZINC | F81054-1 | 8 | |
| 31 | BOLT, M8X16-8.8-B HEX HEAD FULL THREAD ZINC | F81002-20 | 8 | |

2.4 Edger Central Frame (532849)

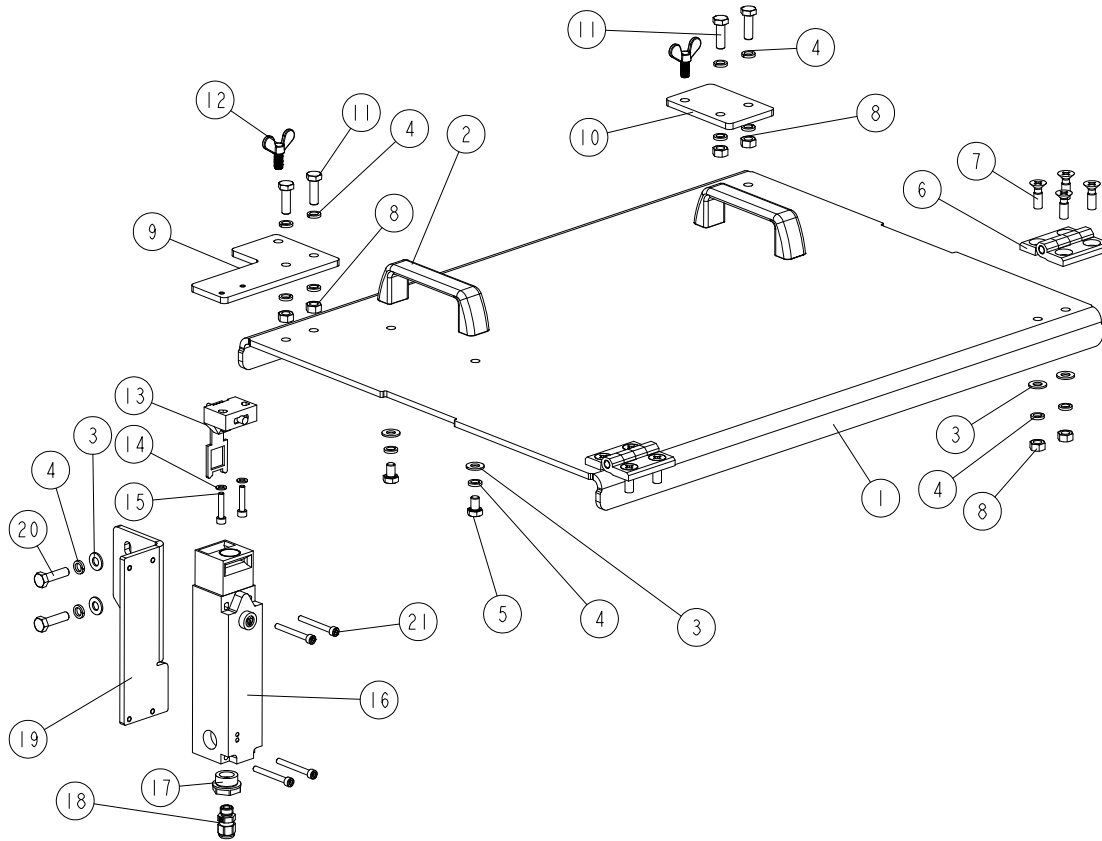
532849_001_A
532849_MANUAL



| REF. | DESCRIPTION (* indicates parts available in assemblies only) | Part # | Qty |
|------|--|-----------|-----|
| - | FRAME, EDGER CENTRAL | 532849 | 1 |
| 1 | FRAME WELDMENT, CENTRAL | 532035-1 | 1 |
| 2 | PLATE, INTERNAL (1) | 528979-1 | 2 |
| 3 | PLATE, COVER (4) | 528980-1 | 1 |
| 4 | COVER, TOP See Section 2.5 | 528987 | 1 |
| 5 | ROLLER ASSEMBLY, BOTTOM See Section 2.6 | 532277 | 2 |
| 6 | ROLLER, FEED COMPLETE See Section 2.7 | 532287 | 1 |
| 7 | GUARD, BELT COMPLETE (1) | 532293-1 | 1 |
| 8 | WASHER, 13 FLAT ZINC | F81056-1 | 8 |
| 9 | WASHER, 12.2 DIN127 A2 STAINLESS STEEL SPLIT LOCK | F81056-8 | 8 |
| 10 | BOLT, M12X25-8.8 HEX HEAD FULL THREAD ZINC | F81004-31 | 8 |
| 11 | WASHER, 8.4 FLAT ZINC | F81054-1 | 31 |
| 12 | WASHER, 8.2 SPLIT LOCK ZINC | F81054-4 | 15 |
| 13 | BOLT, M8X30 8.8 HEX HEAD FULL THREAD ZINC | F81002-7 | 9 |
| 14 | BOLT, M8X25-8.8-B HEX HEAD FULL THREAD ZINC | F81002-5 | 6 |
| 15 | INFEED HOLD-DOWN ASSEMBLY (1) See Section 2.8 | 532300 | 1 |
| 16 | OUTFEED HOLD-DOWN ASSEMBLY (2) See Section 2.8 | 532401 | 1 |
| 17 | SHAFT, COMPLETE INTERMEDIATE See Section 2.10 | 528990 | 1 |

| REF. | DESCRIPTION (* indicates parts available in assemblies only) | Part # | Qty | |
|------|---|-----------|-----|--|
| 18 | BRACKET, PNEUMATIC CYLINDER, HOLD DOWN ROLL - COMPLETE See Section 2.11 | 532407 | 2 | |
| 19 | PIN, KIPP K0790.002112050 BALL SELF-LOCKING | 532409 | 2 | |
| 20 | MOTOREDUCER, COMPLETE See Section 2.12 | 532410 | 1 | |
| 21 | PLATE, BELT ROUTING PULLEY MOUNT - COMPLETE See Section 2.13 | 532422 | 1 | |
| 22 | DRIVE ASSEMBLY See Section 2.14 | 532425 | 1 | |
| 23 | GROMMET, 22MM I.D. RUBBER | 087400 | 1 | |
| 24 | GROMMET, 30X42X8 RUBBER | 509717 | 6 | |
| 25 | GROMMET, RUBBER | 089532 | 2 | |
| 26 | CLAMP, 1/2EMT COATED | P07584 | 10 | |
| 27 | SCREW, M8X20-8.8 HEX SOCKET HEAD CAP ZINC | F81002-30 | 24 | |
| 28 | CURTAIN SET See Section 2.15 | 532860 | 1 | |
| 29 | WASHER, 15 FLAT ZINC | F81057-2 | 16 | |
| 30 | WASHER, 14.2 SPLIT LOCK ZINC | F81057-1 | 16 | |
| 31 | BOLT, M14X55-8.8 HEX HEAD FULL THREAD ZINC | F81005-2 | 16 | |
| 32 | BUMPER, COMPLETE See Section 2.16 | 533854 | 2 | |
| 33 | CAP, TUBE END | 534146-1 | 4 | |

2.5 Top Cover (528987)

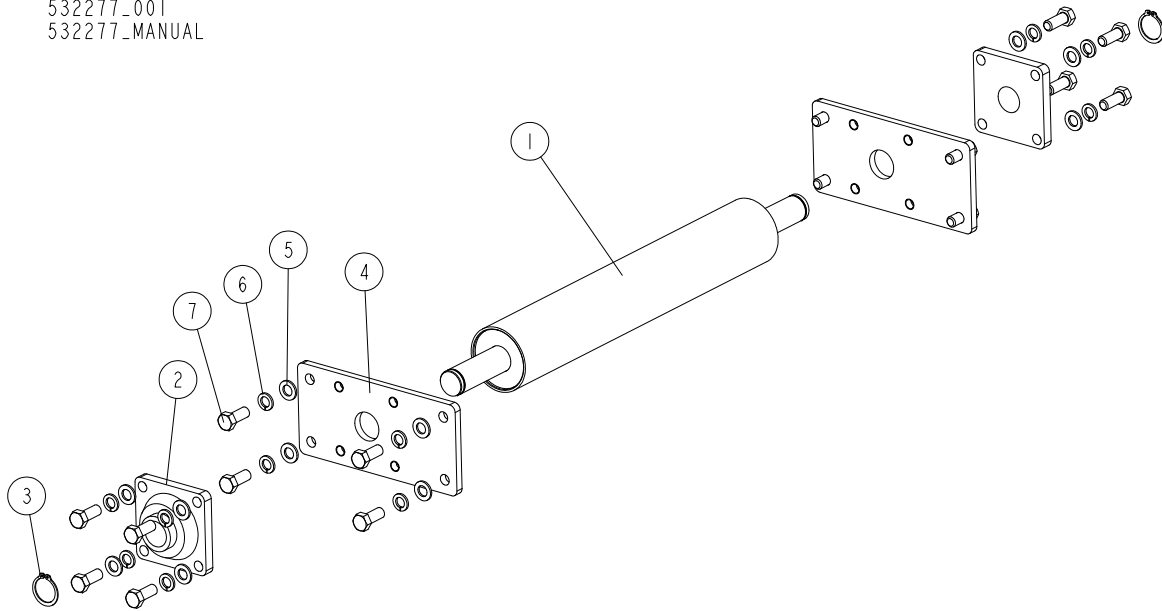
528987_001
528987_MANUAL

| REF. | DESCRIPTION (* indicates parts available in assemblies only) | Part # | Qty |
|------|--|-----------|-----|
| - | COVER, TOP | 528987 | 1 |
| 1 | PLATE, TOP COVER | 528989-1 | 1 |
| 2 | BRACKET, TOP COVER | T00236 | 2 |
| 3 | WASHER, 8.4 FLAT ZINC | F81054-1 | 10 |
| 4 | WASHER, 8.2 SPLIT LOCK ZINC | F81054-4 | 18 |
| 5 | BOLT, M8X12-8.8 HEX HEAD FULL THREAD ZINC | F81002-6 | 4 |
| 6 | HINGE, CFM.60 SH8 CODE 425711 ELESA | 521728 | 2 |
| 7 | SCREW, M8X25-5.8 CROSS RECESSED FLAT HEAD ZINC | F81002-51 | 8 |
| 8 | NUT, M8-8-B HEX ZINC | F81032-1 | 8 |
| 9 | PLATE, MOUNT (2) | 532613-1 | 1 |
| 10 | PLATE, MOUNT (1) | 532614-1 | 1 |
| 11 | BOLT, M8X25-8.8-B HEX HEAD FULL THREAD ZINC | F81002-5 | 4 |
| 12 | SCREW, M8-1.25X16 THUMB | F05021-32 | 2 |
| 13 | KEY, SCHNEIDER XC SZ03 SWITCH | 525407 | 1 |
| 14 | WASHER, 5.3 FLAT ZINC | F81052-1 | 2 |
| 15 | SCREW, M5X25 8.8 HEX SOCKET HEAD CAP ZINC | F81000-7 | 2 |
| 16 | SWITCH, SCHNEIDER XCSLE2525512 SAFETY | 530871 | 1 |
| 17 | REDUCER, M20/M12 | F81097-28 | 1 |
| 18 | GLAND, DP 12 HM CABLE | F81096-39 | 1 |

| REF. | DESCRIPTION (* indicates parts available in assemblies only) | Part # | Qty | |
|------|---|-----------|-----|--|
| 19 | BRACKET, SAFETY SWITCH | 532615-1 | 1 | |
| 20 | BOLT, M8X30-8.8-B HEX HEAD FULL THREAD ZINC | F81002-2 | 2 | |
| 21 | SCREW, M5X45 DIN912 A2-70 HEX SOCKET HEAD CAP STAINLESS STEEL | F81000-24 | 4 | |

2.6 Bottom Roller Assembly (532277)

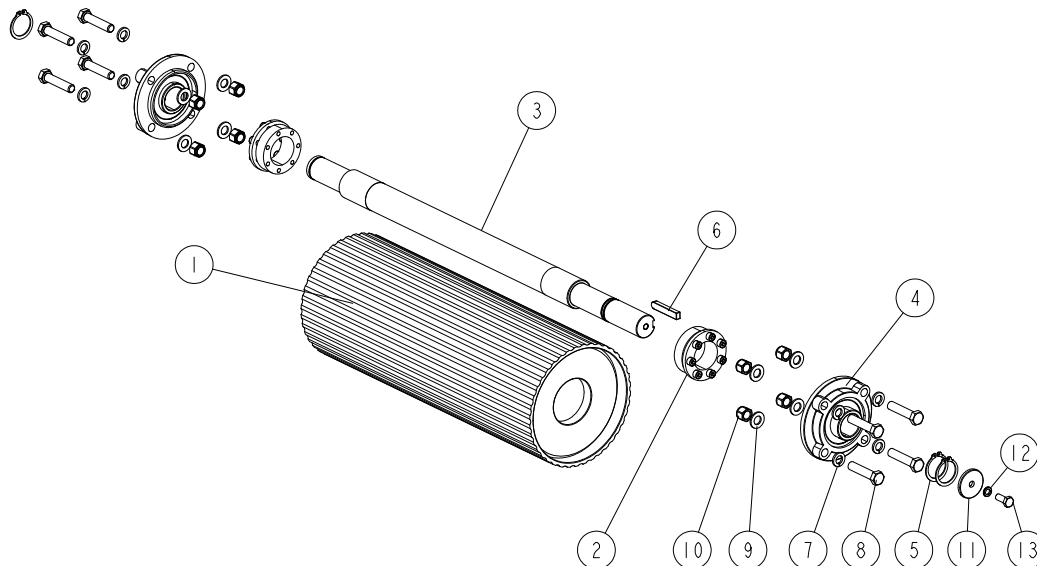
532277_001
532277_MANUAL



| REF. | DESCRIPTION (* indicates parts available in assemblies only) | Part # | Qty |
|------|--|-----------|-----|
| - | ROLLER ASSEMBLY, BOTTOM | 532277 | 2 |
| 1 | ROLLER, BOTTOM GUIDE | 532274-1 | 1 |
| 2 | BEARING, UCF208 W/HOUSING | 512725 | 2 |
| 3 | RING, Z40 OUTSIDE RETAINING | F81090-33 | 2 |
| 4 | PLATE, ROLLER BRACKET (1) | 528976-1 | 2 |
| 5 | WASHER, 17 SPLIT LOCK ZINC | F81058-1 | 16 |
| 6 | WASHER, 16.3 SPLIT LOCK ZINC | F81058-2 | 16 |
| 7 | BOLT, M16X40-8.8 HEX HEAD FULL THREAD ZINC | F81006-13 | 16 |

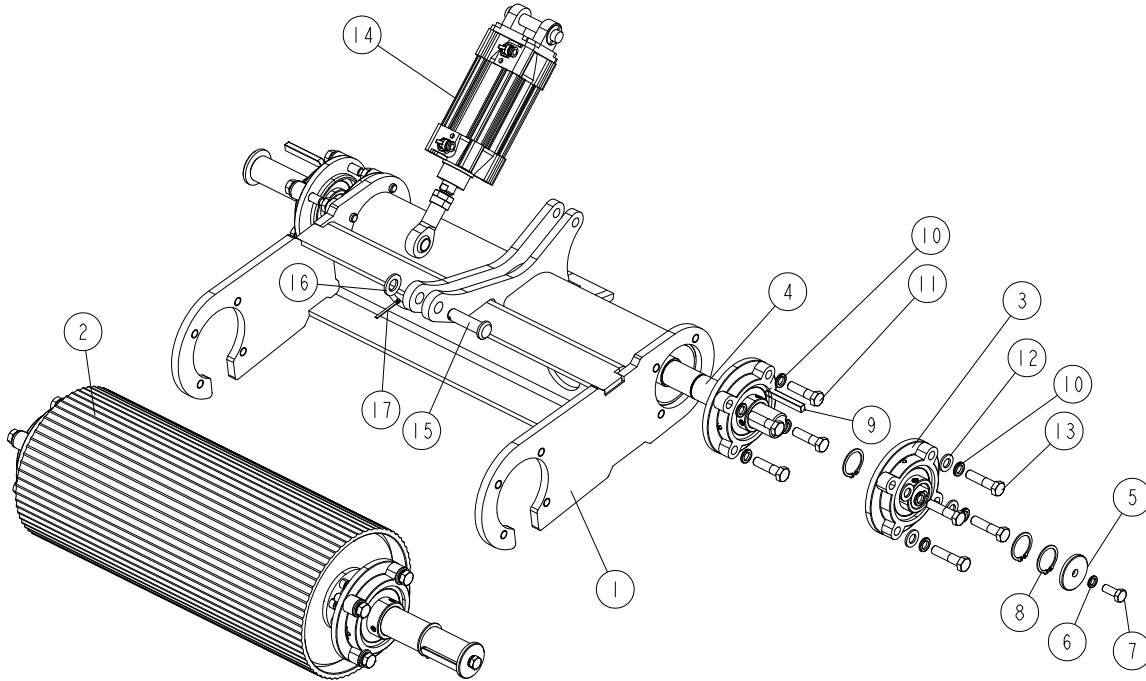
2.7 Feed Roller Assembly (532287)

532287_001
532287_MANUAL



| REF. | DESCRIPTION (* indicates parts available in assemblies only) | Part # | QTY |
|------|--|-----------|-----|
| - | ROLLER, COMPLETE | 532287 | 1 |
| 1 | TUBE, ROLLER W/DISKS | 532286-1 | 1 |
| 2 | SLEEVE, BK16 50X80 HABERKORN CLAMPING | 529007 | 2 |
| 3 | SHAFT, FEED ROLLER | 532288 | 1 |
| 4 | BEARING, UCFC 208 W/HOUSING | 529008 | 2 |
| 5 | RING, Z40 OUTSIDE RETAINING | F81090-33 | 3 |
| 6 | KEY, AB 12X8 60 PARALLEL | 532291 | 1 |
| 7 | WASHER, 14.2 SPLIT LOCK ZINC | F81057-1 | 8 |
| 8 | BOLT, M14X65-8.8 HEX HEAD ZINC | F81005-3 | 8 |
| 9 | WASHER, 15 FLAT ZINC | F81057-2 | 8 |
| 10 | NUT, M14 HEX NYLON ZINC LOCK | F81035-2 | 8 |
| 11 | WASHER 50X10.5-5 | 524023-1 | 1 |
| 12 | WASHER, Z 10.2 SPLIT LOCK ZINC | F81055-2 | 1 |
| 13 | BOLT, M10X25 8.8 HEX HEAD FULL THREAD ZINC | F81003-11 | 1 |

2.8 Hold-Down Assembly (532300, 532401)

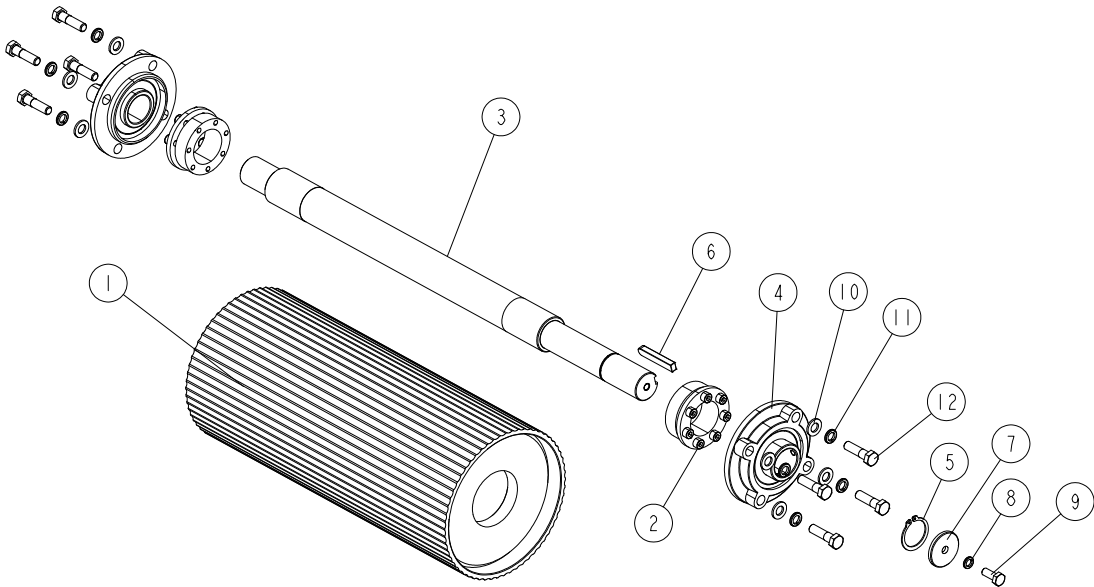
532300_001
532300_MANUAL

| REF. | DESCRIPTION (* indicates parts available in assemblies only) | PART NO. | QTY |
|------|--|---------------------|-----|
| - | HOLD-DOWN ASSEMBLY (1) | 532300 | 1 |
| - | HOLD-DOWN ASSEMBLY (2) | 532401 | 1 |
| 1 | FRAME, HOLD-DOWN ROLLER | 532299-1 | 1 |
| 2 | ROLLER, COMPLETE/2 See Section 2.9 | 532297 | 1 |
| 3 | BEARING, UCFC 207 W/HOUSING | 529023 | 4 |
| 4 | SHAFT, PIVOT, INFEED | 532303 ¹ | 1 |
| | SHAFT, PIVOT OUTFEED | 532402 ² | 1 |
| 5 | WASHER ,50X10.5-5 | 524023-1 | 2 |
| 6 | WASHER, Z10.2 SPLIT LOCK ZINC | F81055-2 | 2 |
| 7 | BOLT, M10X25 8.8 HEX HEAD FULL THREAD ZINC | F81003-11 | 2 |
| 8 | RING, Z35 OUTSIDE RETAINING | F81090-36 | 6 |
| 9 | KEY, AB 10X8X64 | 528855 | 2 |
| 10 | WASHER, 12.2 DIN127 A2 STAINLESS STEEL SPLIT LOCK | F81056-8 | 16 |
| 11 | BOLT, M12X45 8.8 HEX HEAD ZINC | F81004-32 | 8 |
| 12 | WASHER, 13 FLAT ZINC | F81056-1 | 8 |
| 13 | BOLT, M12X50 8.8 HEX HEAD ZINC | F81004-74 | 8 |
| 14 | CYLINDER, COMPLETE | 532405 | 1 |
| 15 | PIN, 16X65/53-A4 | 532408-1 | 1 |
| 16 | WASHER, 17 SPLIT LOCK ZINC | F81058-1 | 1 |
| 17 | PIN, S-ZN 4X25 COTTER | F81043-2 | 1 |

¹ Included in assy No. 532300² Included in assy No. 532401

2.9 Hold-Down Roller (532297)

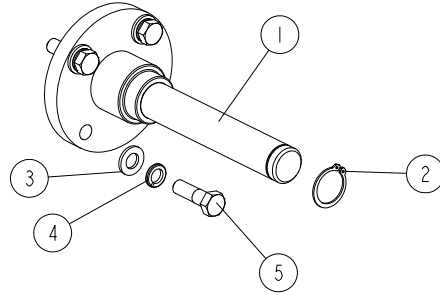
532297_001
532297_MANUAL



| REF. | DESCRIPTION (* indicates parts available in assemblies only) | PART NO. | QTY |
|------|--|-----------|-----|
| - | ROLLER, COMPLETE/2 | 532297 | 1 |
| 1 | TUBE, ROLLER W/DISKS/2 | 532295-1 | 1 |
| 2 | SLEEVE, BK16 50X80 HABERKORN CLAMPING | 529007 | 2 |
| 3 | SHAFT, HOLD-DOWN ROLLER | 532296 | 1 |
| 4 | BEARING, UCFC 208 W/HOUSING | 529008 | 2 |
| 5 | RING, Z40 OUTSIDE RETAINING | F81090-33 | 1 |
| 6 | KEY, AB 12X8 60 PARALLEL | 532291 | 1 |
| 7 | WASHER, 50X10.5-5 | 524023-1 | 1 |
| 8 | WASHER, Z 10.2 SPLIT LOCK ZINC | F81055-2 | 1 |
| 9 | BOLT, M10X25 8.8 HEX HEAD FULL THREAD ZINC | F81003-11 | 1 |
| 10 | WASHER, 13 FLAT ZINC | F81056-1 | 8 |
| 11 | WASHER, 12.2 DIN127 A2 STAINLESS STEEL SPLIT LOCK | F81056-8 | 8 |
| 12 | BOLT, M12X45 8.8 HEX HEAD ZINC | F81004-32 | 8 |

2.10 Intermediate Shaft (528990)

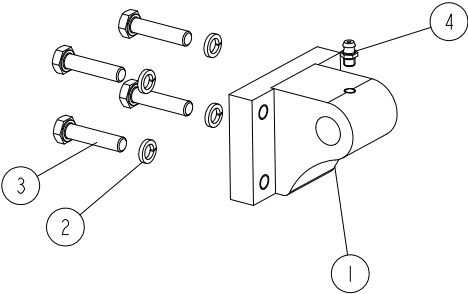
528990_001
528990_MANUAL



| REF. | DESCRIPTION (* indicates parts available in assemblies only) | Part # | QTY |
|------|--|-----------|-----|
| - | SHAFT, COMPLETE INTERMEDIATE | 528990 | 1 |
| 1 | SHAFT WELDMENT, INTERMEDIATE | 532271-1 | 1 |
| 2 | RING, 30Z OUTSIDE RETAINING | F81090-23 | 1 |
| 3 | WASHER, 13 FLAT ZINC | F81056-1 | 4 |
| 4 | WASHER, 12.2 DIN127 A2 STAINLESS STEEL SPLIT LOCK | F81056-8 | 4 |
| 5 | BOLT, M12X40-8.8 HEX HEAD | F81004-1 | 4 |

2.11 Pneumatic Cylinder Bracket (532407)

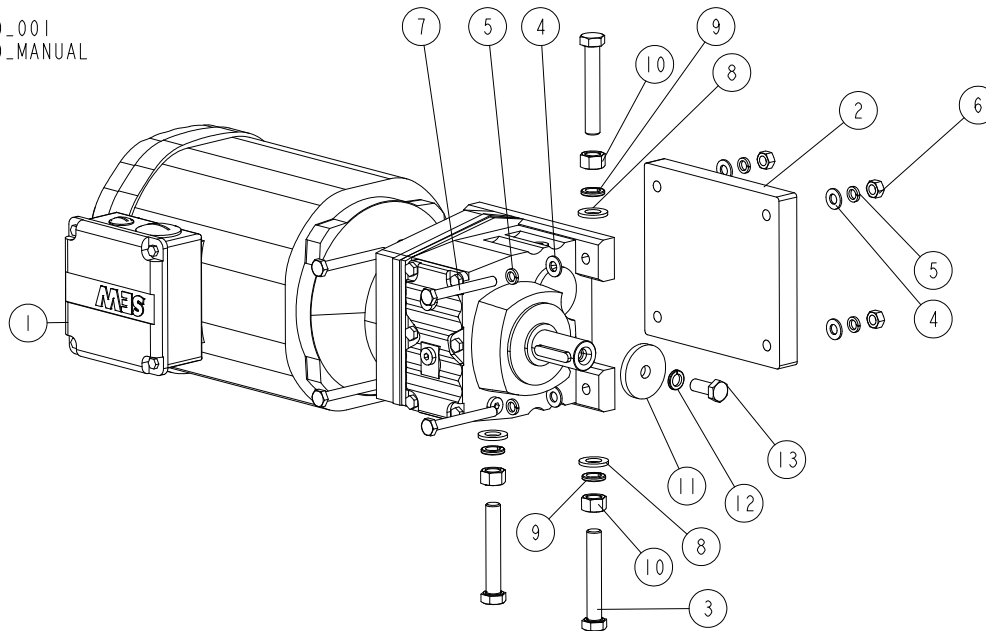
532407_001
532407_MANUAL



| REF. | DESCRIPTION (* indicates parts available in assemblies only) | Part # | QTY | |
|------|--|-----------|-----|--|
| - | BRACKET, PNEUMATIC CYLINDER - COMPLETE | 532407 | 2 | |
| 1 | BRACKET, COMPLETE | 532406-1 | 1 | |
| 2 | WASHER, 8.2 SPLIT LOCK ZINC | F81054-4 | 4 | |
| 3 | BOLT, M8X35-8.8 HEX HEAD FULL THREAD ZINC | F81002-13 | 4 | |
| 4 | FITTING, M6 GREASE | 086280 | 1 | |

2.12 Motoreducer (532410)

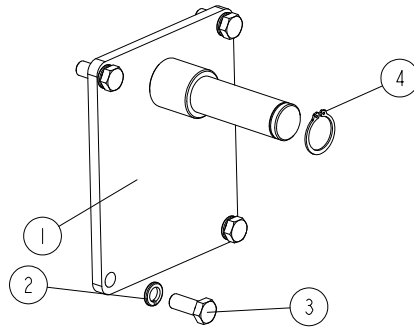
532410_001
532410_MANUAL



| REF. | DESCRIPTION (* indicates parts available in assemblies only) | Part # | QTY |
|------|--|-----------|-----|
| - | MOTOREDUCER, COMPLETE | 532410 | 1 |
| 1 | MOTOREDUCER, SEW | 716731 | 1 |
| 2 | PLATE, MOTOREDUCER MOUNT | 528953-1 | 1 |
| 3 | BOLT, M12X75-8.8 HEX HEAD ZINC | F81004-21 | 3 |
| 4 | WASHER, 8.4 FLAT ZINC | F81054-1 | 8 |
| 5 | WASHER, 8.2 SPLIT LOCK ZINC | F81054-4 | 8 |
| 6 | NUT, M8-8-B HEX ZINC | F81032-1 | 4 |
| 7 | BOLT, M8X70-8.8 HEX HEAD ZINC | F81002-71 | 4 |
| 8 | WASHER, 13 FLAT ZINC | F81056-1 | 3 |
| 9 | WASHER, 12.2 DIN127 A2 STAINLESS STEEL SPLIT LOCK | F81056-8 | 3 |
| 10 | NUT, M12-8 HEX ZINC | F81034-1 | 3 |
| 11 | WASHER, 10.5/45-6 ZINC-PLATED | 086286-1 | 1 |
| 12 | WASHER, Z 10.2 SPLIT LOCK ZINC | F81055-2 | 1 |
| 13 | BOLT, M10X25 8.8 HEX HEAD FULL THREAD ZINC | F81003-11 | 1 |

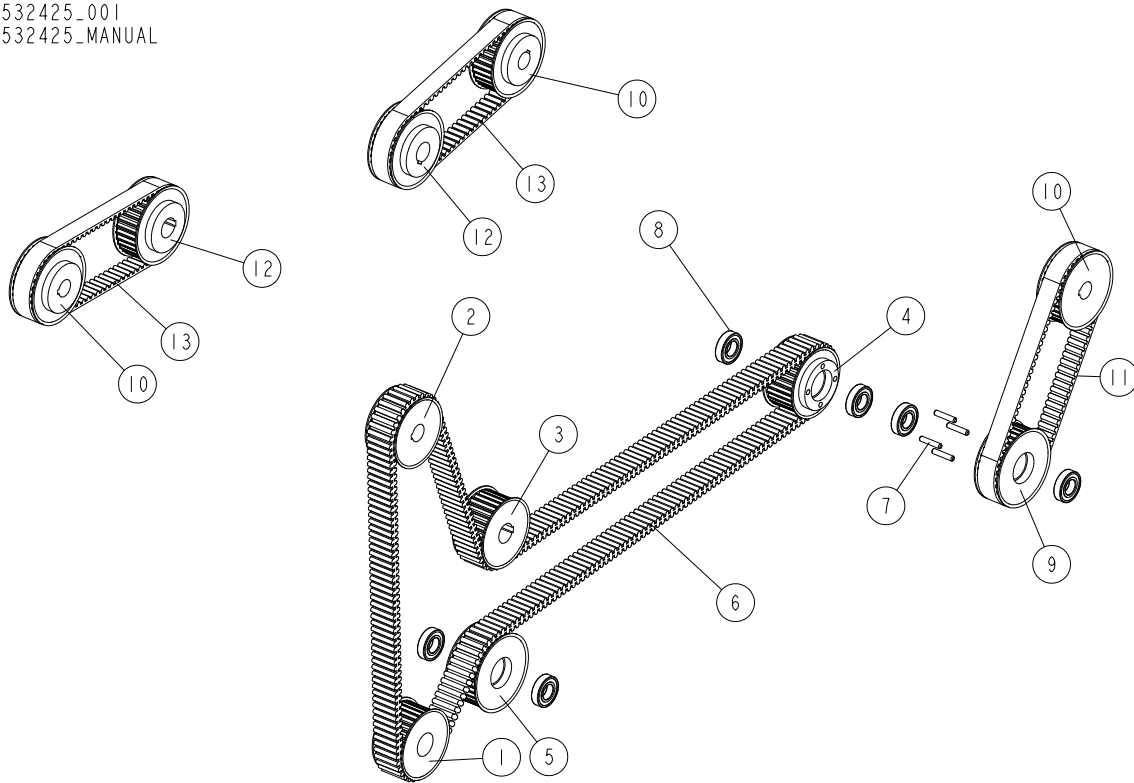
2.13 Belt Routing Pulley Mount (532422)

532422_001
532422_MANUAL



| REF. | DESCRIPTION (* indicates parts available in assemblies only) | Part # | QTY | |
|------|--|-----------|-----|--|
| - | PLATE, BELT ROUTING PULLEY MOUNT - COMPLETE | 532422 | 1 | |
| 1 | PLATE, BELT ROUTING PULLEY MOUNT | 528997-1 | 1 | |
| 2 | WASHER, 12.2 DIN127 A2 STAINLESS STEEL SPLIT LOCK | F81056-8 | 4 | |
| 3 | BOLT, M12X30 8.8 HEX HEAD FULL THREAD ZINC | F81004-22 | 4 | |
| 4 | RING, 30Z OUTSIDE RETAINING | F81090-23 | 1 | |

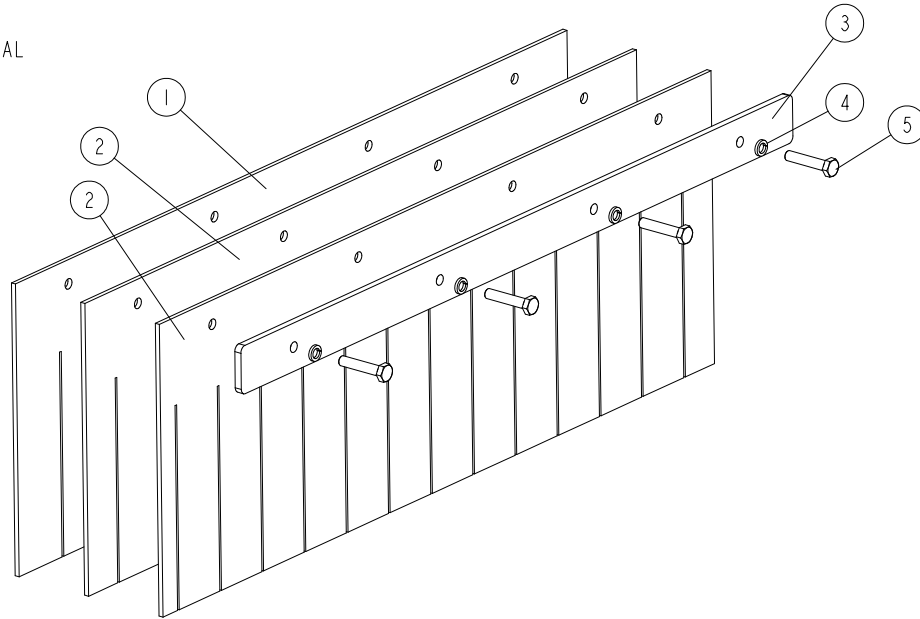
2.14 Drive Assembly (532425)

532425_001
532425_MANUAL

| REF. | DESCRIPTION (* indicates parts available in assemblies only) | Part # | QTY |
|------|--|--------|-----|
| - | DRIVE ASSEMBLY | 532425 | 1 |
| 1 | PULLEY, HTD 30-14M-55 2F TIMING (MOTOREDUCER) | 532412 | 1 |
| 2 | PULLEY, HTD 30-14M-55 2F TIMING (OUTPUT SHAFT 1) | 532413 | 1 |
| 3 | PULLEY, HTD30-14M-55 2F TIMING (BOTTOM FEED ROLLER) | 532414 | 1 |
| 4 | PULLEY, HTD 30-14M-55 2F TIMING (1) | 532415 | 1 |
| 5 | PULLEY, HTD34-14M-55 2F TIMING | 532421 | 1 |
| 6 | BELT, HTD14M TIMING TOOTHED | 532423 | 1 |
| 7 | PIN, HARDENED ROLL | 532426 | 4 |
| 8 | BEARING, 6206 2RSR P6 ROLLING (FAG, NSK, SKF) | 100787 | 6 |
| 9 | PULLEY, HTD 34-14M-40 2F TIMING (2) | 532417 | 1 |
| 10 | PULLEY, HTD 34-14M-30 2F TIMING (OUTPUT SHAFT 2) | 532418 | 3 |
| 11 | BELT, HTD 14M TOOTHED | 532428 | 1 |
| 12 | PULLEY, HTD 34-14M-40 2F TIMING (OUTPUT SHAFT) | 532419 | 2 |
| 13 | BELT, HTD 14M TOOTHED | 532424 | 2 |

2.15 Curtain Set (532860)

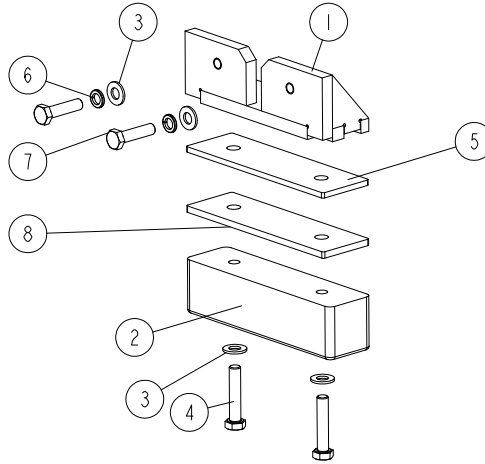
532860_001
532860_MANUAL



| REF. | DESCRIPTION (* indicates parts available in assemblies only) | Part # | QTY | |
|------|--|-----------|-----|--|
| - | CURTAIN SET | 532860 | 1 | |
| 1 | CURTAIN, PLASTIC | 532853 | 1 | |
| 2 | CURTAIN, PLASTIC 1/3 | 532854 | 2 | |
| 3 | BAR, CURTAIN MOUNT | 532855-1 | 1 | |
| 4 | WASHER, 8.2 SPLIT LOCK ZINC | F81054-4 | 4 | |
| 5 | BOLT, M8X40-8.8 HEX HEAD FULL THREAD ZINC | F81002-15 | 4 | |

2.16 Hold-Down Roller Bumper (533854)

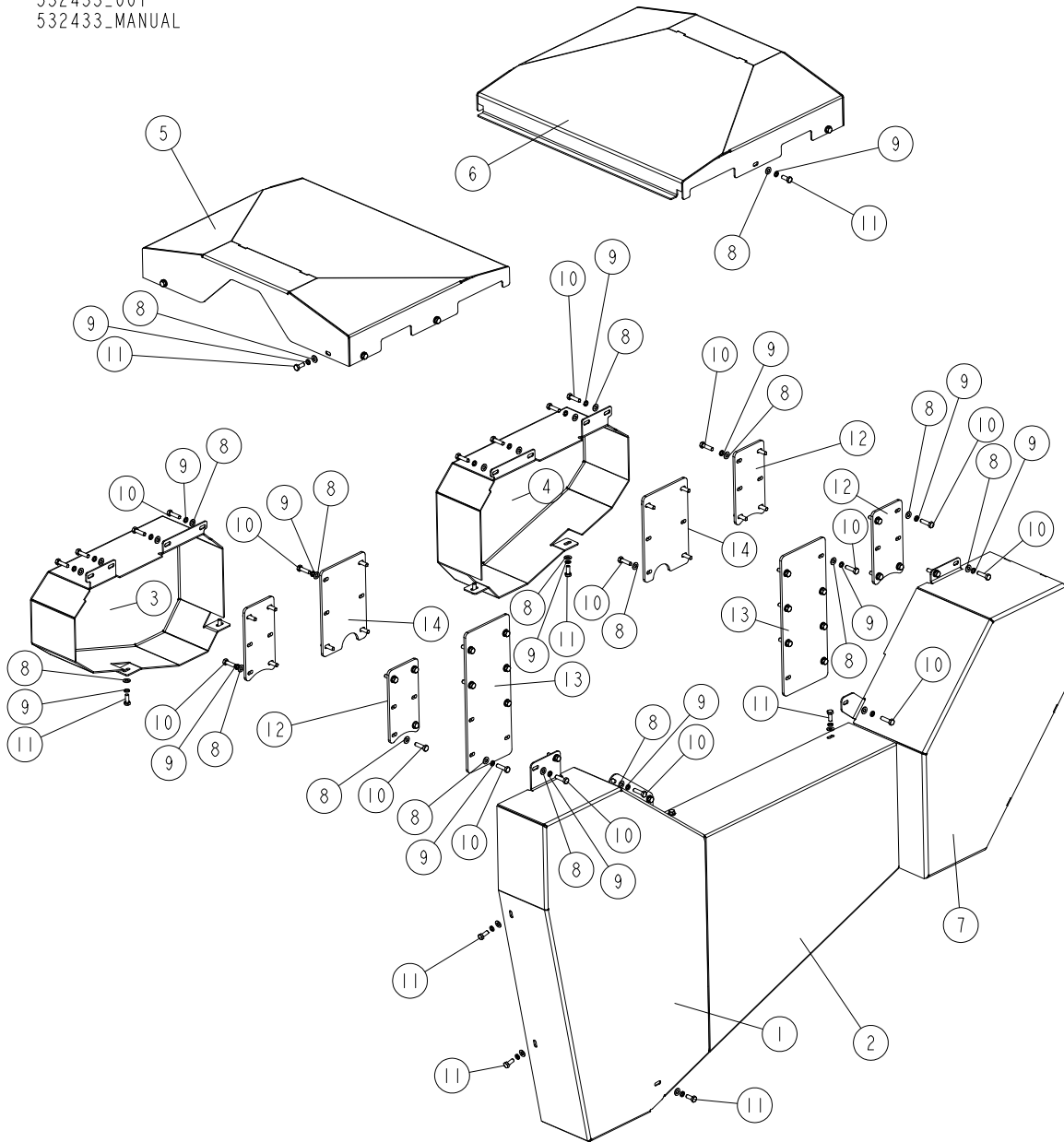
533854_001
533854_MANUAL



| REF. | DESCRIPTION (* indicates parts available in assemblies only) | Part # | QTY |
|------|--|-----------|-----|
| - | BUMPER, COMPLETE | 533854 | 2 |
| 1 | BUMPER WELDMENT | 533856-1 | 1 |
| 2 | BLOCK, RUBBER BUMPER | 089717 | 1 |
| 3 | WASHER, 10.5 FLAT ZINC | F81055-1 | 4 |
| 4 | BOLT, M10X50-8.8 HEX HEAD FULL THREAD ZINC | F81003-4 | 2 |
| 5 | PLATE (1) | 533851-1 | 1 |
| 6 | WASHER, Z 10.2 SPLIT LOCK ZINC | F81055-2 | 2 |
| 7 | BOLT, M10X40-8.8 HEX HEAD FULL THREAD ZINC | F81003-16 | 2 |
| 8 | PLATE (2) | 534132-1 | 1 |

2.17 Guards & Covers (532433)

532433_001
532433_MANUAL

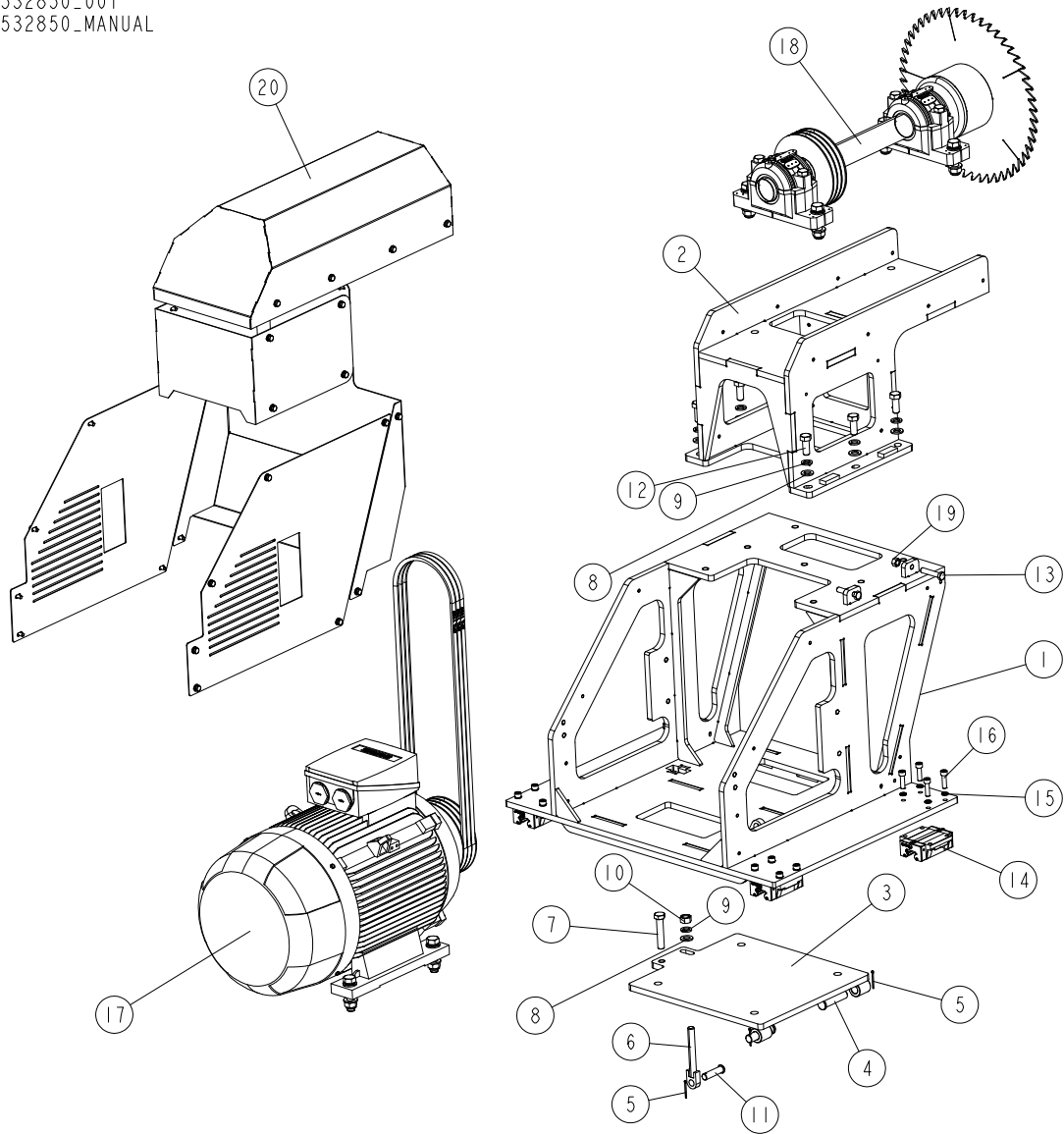


| REF. | DESCRIPTION (* indicates parts available in assemblies only) | Part # | QTY |
|------|--|----------|-----|
| - | GUARD/COVER SET | 532433 | 1 |
| 1 | GUARD, BELT (1) | 532427-1 | 1 |
| 2 | GUARD, BELT (2) | 532430-1 | 1 |
| 3 | GUARD, BELT (5) | 532432-1 | 1 |
| 4 | GUARD, BELT (4) | 532431-1 | 1 |
| 5 | COVER, TOP | 532273-1 | 1 |
| 6 | COVER, TOP | 534290-1 | 1 |
| 7 | GUARD, BELT (3) | 532429-1 | 1 |
| 8 | WASHER, 8.4 FLAT ZINC | F81054-1 | 76 |
| 9 | WASHER, 8.2 SPLIT LOCK ZINC | F81054-4 | 72 |
| 10 | BOLT, M8X30-8.8-B HEX HEAD FULL THREAD ZINC | F81002-2 | 52 |

| REF. | DESCRIPTION (* indicates parts available in assemblies only) | Part # | QTY | |
|------|--|----------|-----|--|
| 11 | BOLT, M8X20-8.8 HEX HEAD FULL THREAD ZINC | F81002-1 | 24 | |
| 12 | PLATE, COVER (1) | 528975-1 | 4 | |
| 13 | PLATE, COVER (2) | 528977-1 | 2 | |
| 14 | PLATE, COVER (3) | 528978-1 | 2 | |

2.18 Moving Assembly (532850, 532440)

532850_001
532850_MANUAL



| REF. | DESCRIPTION (* indicates parts available in assemblies only) | Part # | QTY |
|------|--|-----------|-----|
| - | MOVING ARBOR ASSEMBLY (LEFT SIDE - MACHINE FLOW) | 532850 | 1 |
| - | MOVING ARBOR ASSEMBLY (RIGHT SIDE - MACHINE FLOW) | 532440 | 1 |
| 1 | FRAME WELDMENT, MOTOR | 532437-1 | 1 |
| 2 | FRAME WELDMENT, ARBOR | 532439-1 | 1 |
| 3 | PLATE, MOTOR MOUNT | 532438-1 | 1 |
| 4 | PIN, 20X85/75-A4 | 532441 | 2 |
| 5 | PIN, S-ZN 4X25 COTTER | F81043-2 | 3 |
| 6 | TENSIONER | 529092-1 | 1 |
| 7 | BOLT, M16X80-8.8 HEX HEAD FULL THREAD ZINC | F81006-11 | 1 |
| 8 | WASHER, 17 SPLIT LOCK ZINC | F81058-1 | 8 |
| 9 | WASHER, 16.3 SPLIT LOCK ZINC | F81058-2 | 8 |
| 10 | NUT, M16-8 HEX ZINC | F81036-1 | 1 |
| 11 | PIN, 16X65/55-A4 | 532442 | 1 |

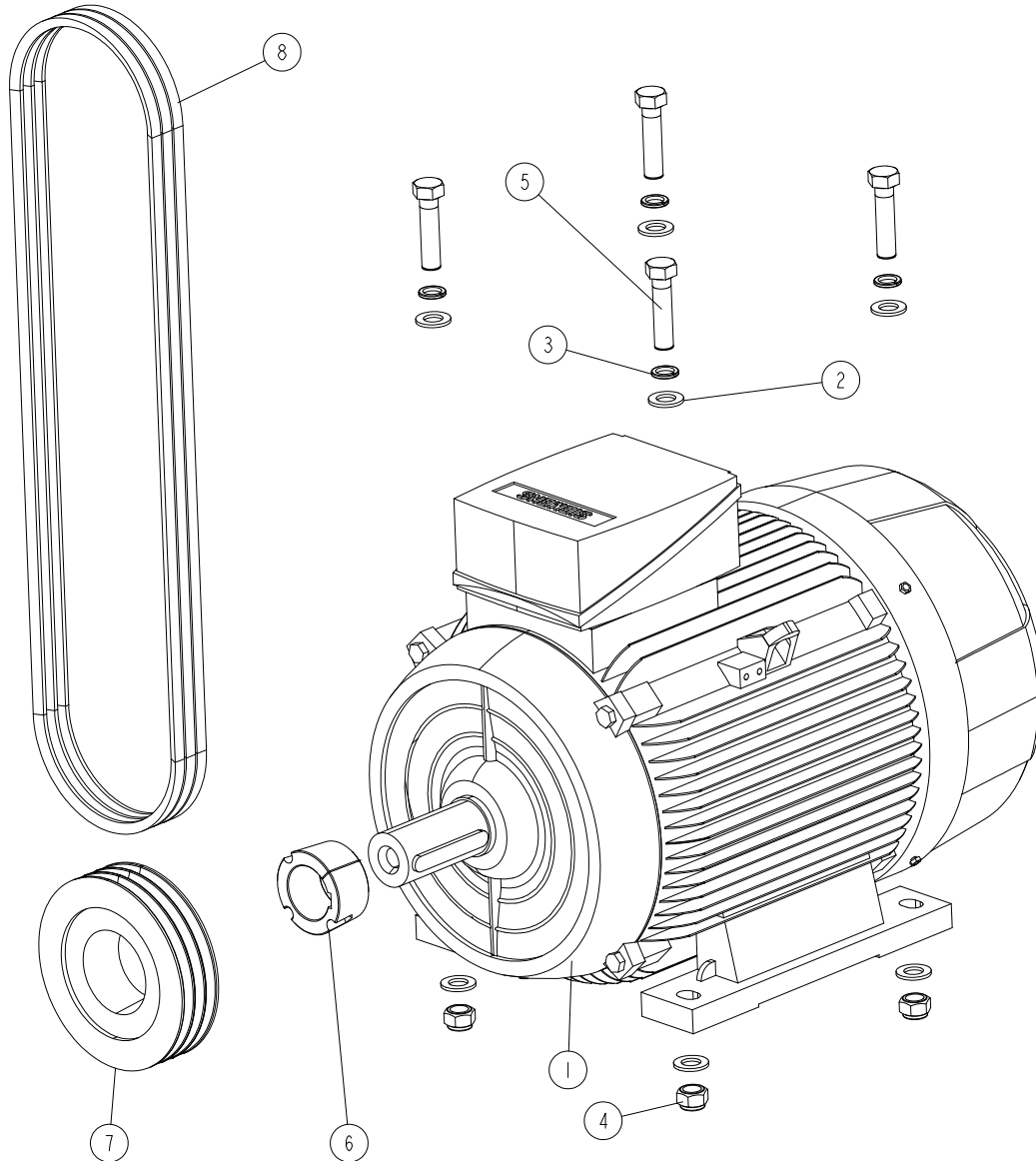
| REF. | DESCRIPTION (* indicates parts available in assemblies only) | Part # | QTY | |
|------|--|---------------------|-----|--|
| 12 | BOLT, M16X40-8.8 HEX HEAD FULL THREAD ZINC | F81006-13 | 7 | |
| 13 | BOLT, M12X60-8 -8.8 HEX HEAD FULL THREAD ZINC | F81004-51 | 2 | |
| 14 | RUNNERBLOCK, HGW35CC Z0 C ZZC LINEAR | 532443 | 4 | |
| 15 | WASHER, Z 10.2 SPLIT LOCK ZINC | F81055-2 | 16 | |
| 16 | SCREW, M10X35-8.8 HEX SOCKET HEAD CAP ZINC | F81003-56 | 16 | |
| 17 | DRIVE ASSEMBLY, BLADE See Section 2.19 | 532444 | 1 | |
| 18 | LEFT ARBOR ASSEMBLY See Section 2.20 | 532852 ¹ | 1 | |
| | RIGHT ARBOR ASSEMBLY See Section 2.20 | 532445 ² | 1 | |
| 19 | NUT, M12-8 HEX ZINC | F81034-1 | 2 | |
| 20 | HOUSING, ARBOR/MOTOR - COMPLETE See Section 2.23 | 532605 | 1 | |

¹ Included in assy # 532850

² Included in assy # 532440

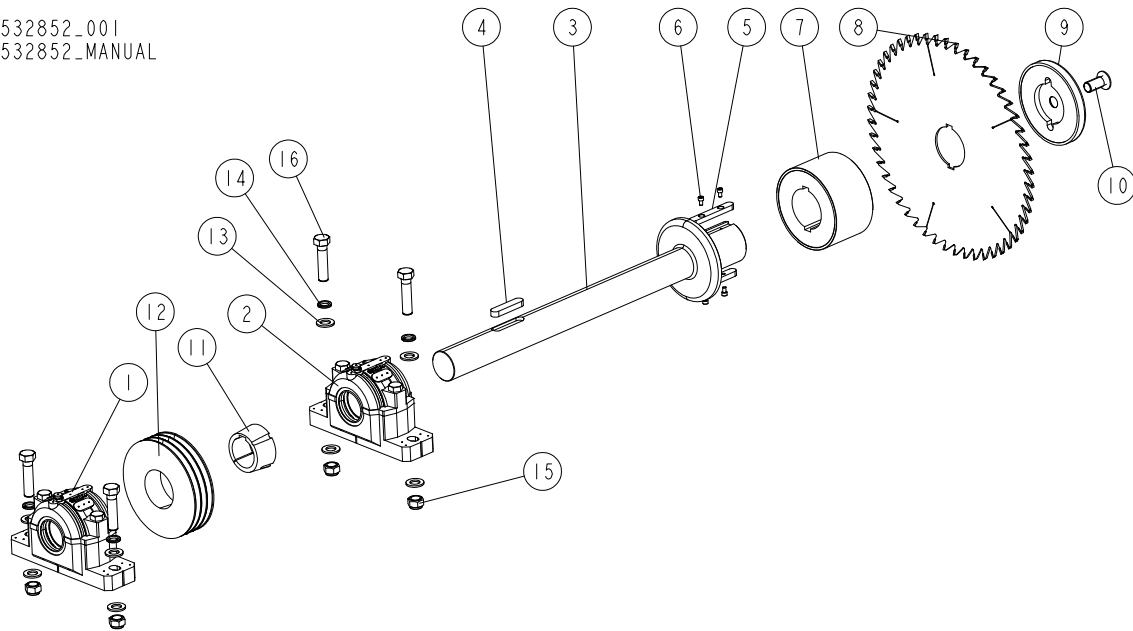
2.19 Blade Drive Assembly (532444)

532444_001
532444_MANUAL



| REF. | DESCRIPTION (* indicates parts available in assemblies only) | Part # | QTY |
|------|--|-----------|-----|
| - | DRIVE ASSEMBLY, BLADE | 532444 | 1 |
| 1 | MOTOR, 30KW SIEMENS | 716714 | 1 |
| 2 | WASHER, 19 FLAT ZINC | F81060-1 | 8 |
| 3 | WASHER, 18.2 SPLIT LOCK ZINC | F81060-3 | 4 |
| 4 | NUT, M18 HEX NYLON LOCK | F81039-15 | 4 |
| 5 | BOLT, M18X75-8.8 HEX HEAD FULL THREAD ZINC | F81008-5 | 4 |
| 6 | BUSHING, TAPER LOCK TYPE 2517 FI55 | 529096 | 1 |
| 7 | PULLEY FOR V-BELT & TAPER LOCK SPA190X3 | 529074 | 1 |
| 8 | V-BELT, XPA 1900 | 529097 | 3 |

2.20 Arbor Assemblies (532852, 532445)

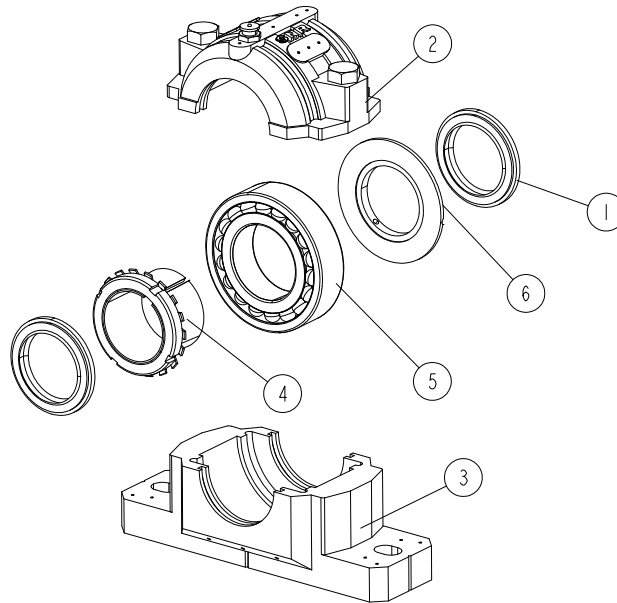
532852_001
532852_MANUAL

| REF. | DESCRIPTION (* indicates parts available in assemblies only) | PART # | QTY | |
|------|--|------------------------|-----|--|
| - | ARBOR ASSEMBLY - RIGHT | 532852 | 1 | |
| - | ARBOR ASSEMBLY - LEFT | 532445 | 1 | |
| 1 | HOUSING, SNR-SNC 513 PLUMMER BLOCK - COMPLETE (1) See Section 2.21 | 529068 | 1 | |
| 2 | HOUSING, SNR-SNC 513 (FIX) PLUMMER BLOCK - COMPLETE (2) See Section 2.22 | 529060 | 1 | |
| 3 | SHAFT, ARBOR - RIGHT | 532851-1 ¹ | 1 | |
| | SHAFT, ARBOR - LEFT | 529069-1 ² | 1 | |
| 4 | KEY, A18X11X78 PN/M85005 PARALLEL | 532446 | 1 | |
| 5 | KEY, A16X10X110 PARALLEL SPECIAL | 532447 | 2 | |
| 6 | SCREW, M6X10 8.8 HEX SOCKET HEAD CAP ZINC | F81001-12 | 4 | |
| 7 | SPACER | 529070-1 | 1 | |
| 8 | CIRCULAR SAW BLADE-450 DIA. 50T 80 BORE 3.8 BODY 5.8 KERF 5X60MM STROBES | 529071 | 1 | |
| 9 | CAP, ARBOR | 529072-1 | 1 | |
| 10 | SCREW, M20X45-A4 (90) DIN7991 FLAT SOCKET HEAD CAP (RIGHT FULL THREAD) | F81007-37 ³ | 1 | |
| | SCREW, M20X45-A4 (90) DIN7991 FLAT SOCKET HEAD CAP (LEFT FULL THREAD) | F81007-33 ⁴ | 1 | |
| 11 | BUSHING, TAPER LOCK TYPE 2517 FI60 | 529073 | 1 | |
| 12 | PULLEY FOR V-BELT & TAPER LOCK SPA190X3 | 529074 | 1 | |
| 13 | WASHER, 19 FLAT ZINC | F81060-1 | 8 | |
| 14 | WASHER, 18.2 SPLIT LOCK ZINC | F81060-3 | 4 | |
| 15 | NUT, M18 HEX NYLON LOCK | F81039-15 | 4 | |
| 16 | BOLT, M18X75-8.8 HEX HEAD FULL THREAD ZINC | F81008-5 | 4 | |

¹ Included in assy # 532852² Included in assy # 532445³ Included in assy # 532852⁴ Included in assy # 532445

2.21 Plummer Block Housing (Part No. 529068)

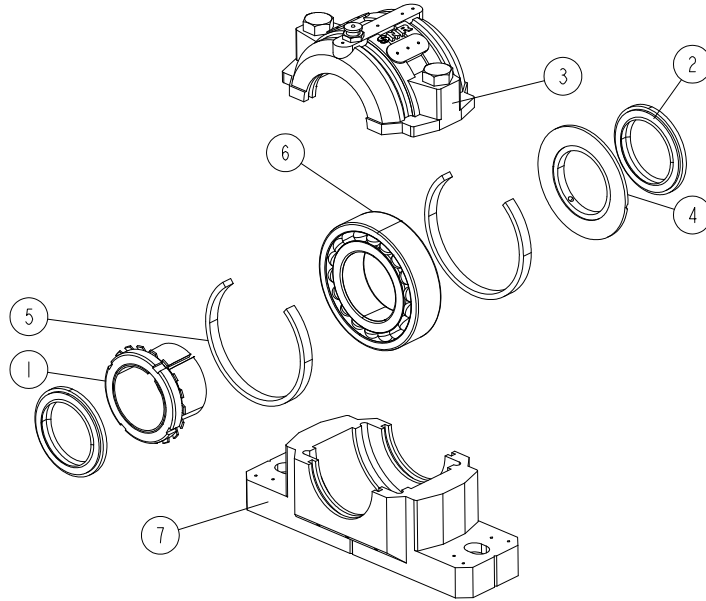
529068_001
529068_MANUAL



| REF. | DESCRIPTION (* indicates parts available in assemblies only) | PART # | QTY |
|------|--|--------|-----|
| - | HOUSING, SNR-SNC 513 PLUMMER BLOCK - COMPLETE (1) | 529068 | 1 |
| 1 | SEAL, SC 513 DS | 529063 | 2 |
| 2 | HOUSING, SNR-SNC 513 PLUMMER BLOCK - UPPER SECTION | 529062 | 1 |
| 3 | HOUSING, SNR-SNC 513 PLUMMER BLOCK - LOWER SECTION | 529061 | 1 |
| 4 | SLEEVE, H313 ADAPTER | 529066 | 1 |
| 5 | BEARING, 2213 K | 529065 | 1 |
| 6 | DISC, RDC 513 REGULATION | 529064 | 1 |

2.22 Plummer Block Housing (Part No. 529060)

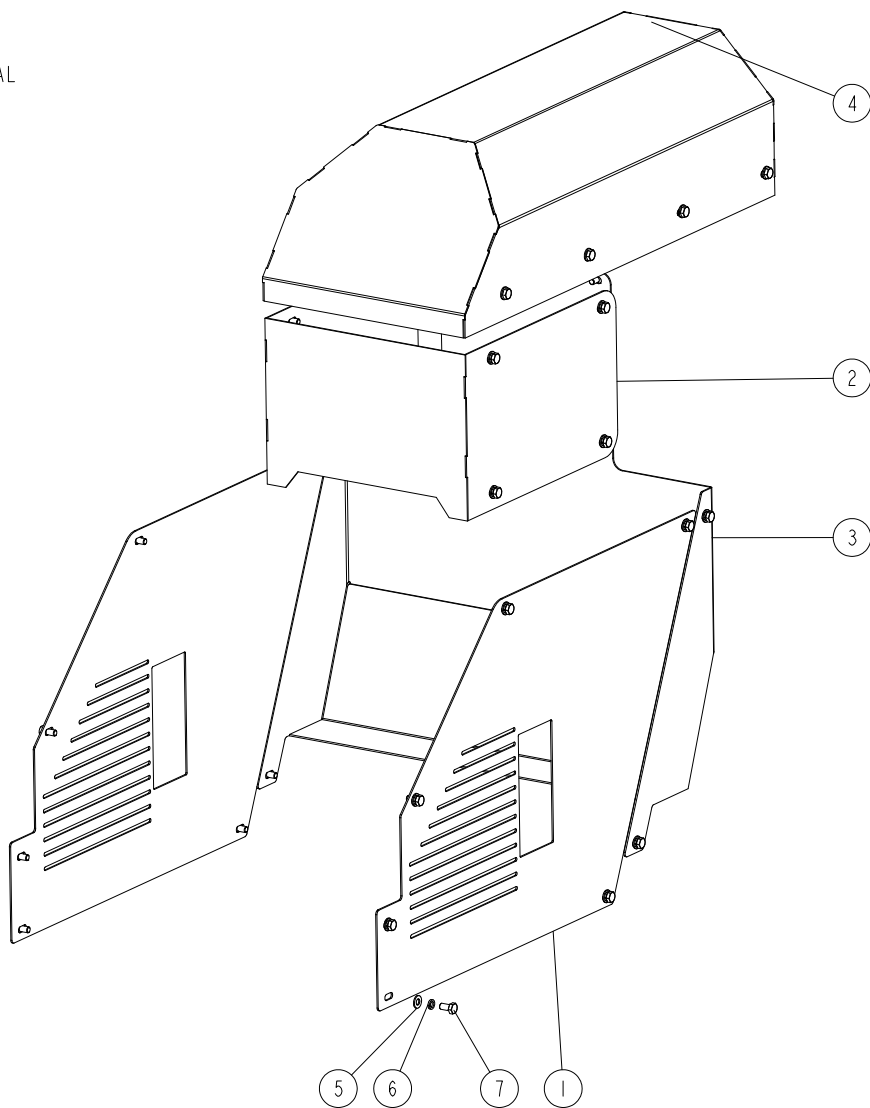
529060_001
529060_MANUAL



| REF. | DESCRIPTION (* indicates parts available in assemblies only) | PART # | QTY |
|------|--|--------|-----|
| - | HOUSING, SNR-SNC 513 (FIX) PLUMMER BLOCK - COMPLETE (2) | 529060 | 1 |
| 1 | SLEEVE, H313 ADAPTER | 529066 | 1 |
| 2 | SEAL, SC 513 DS | 529063 | 2 |
| 3 | HOUSING, SNR-SNC 513 PLUMMER BLOCK - UPPER SECTION | 529062 | 1 |
| 4 | DISC, RDC 513 REGULATION | 529064 | 1 |
| 5 | RING, FR 120X10 FIXING | 529067 | 2 |
| 6 | BEARING, 2213 K | 529065 | 1 |
| 7 | HOUSING, SNR-SNC 513 PLUMMER BLOCK - LOWER SECTION | 529061 | 1 |

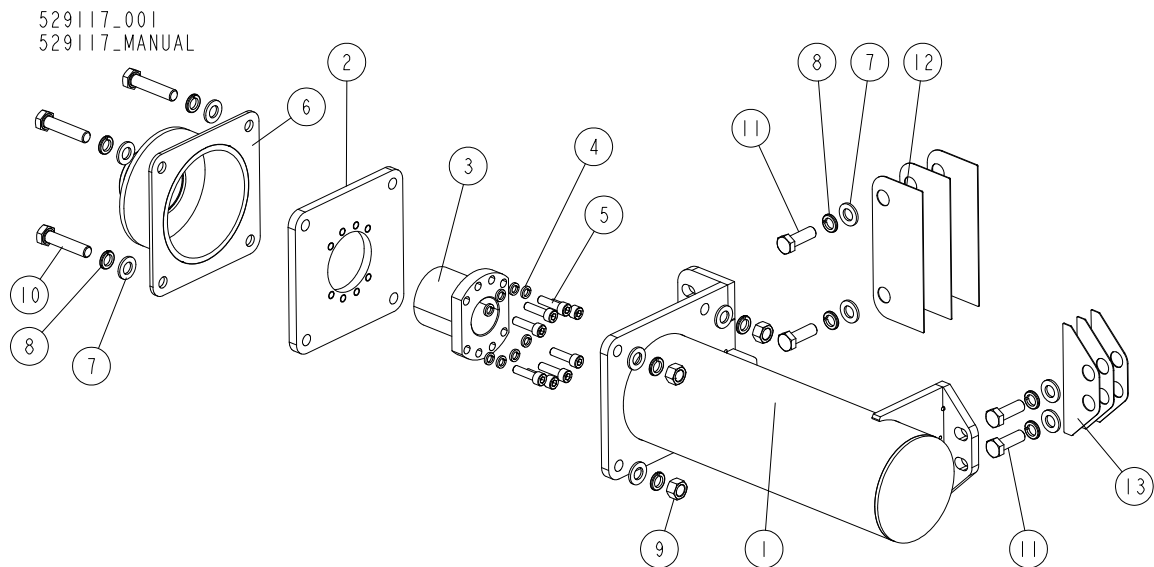
2.23 Arbor/Motor Housing (532605)

532605_001
532605_MANUAL



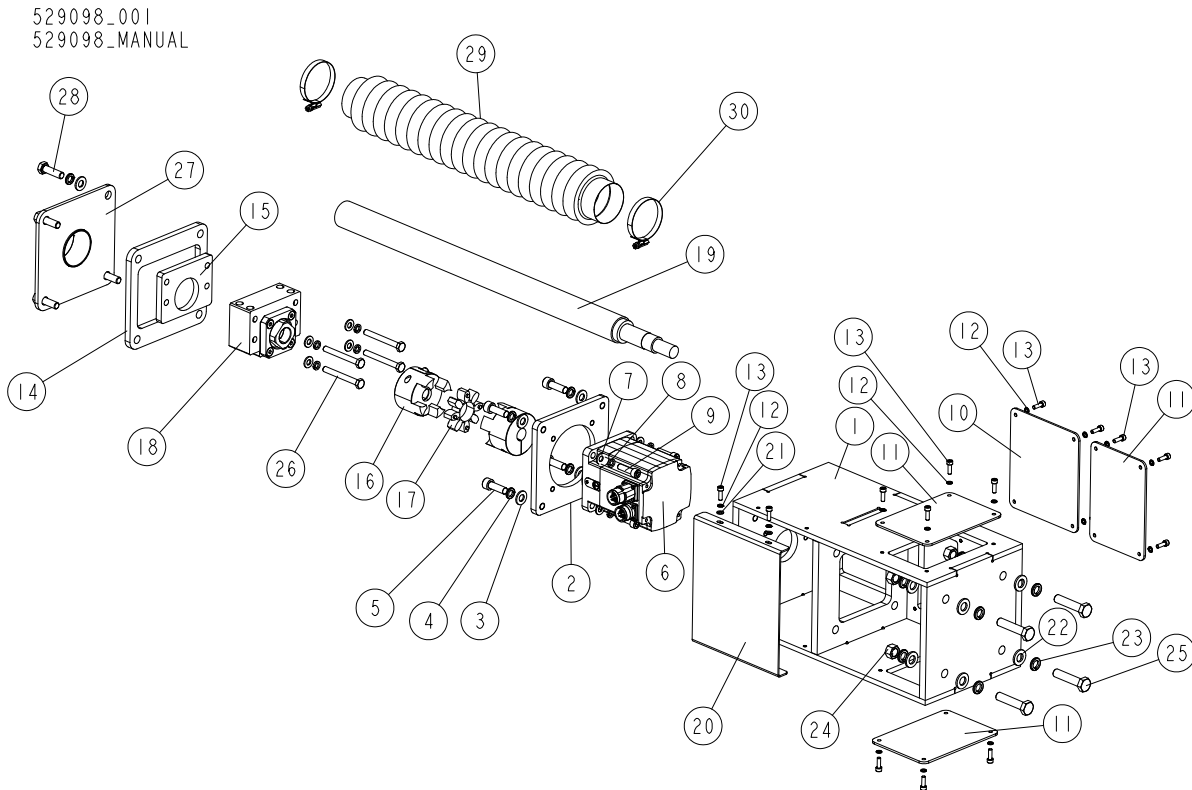
| REF. | DESCRIPTION (* indicates parts available in assemblies only) | PART NO. | QTY |
|------|--|-----------|-----|
| - | HOUSING, ARBOR/MOTOR - COMPLETE | 532605 | 1 |
| 1 | PLATE, SIDE | 532448-1 | 2 |
| 2 | PLATE WELDMENT, UPPER | 533156-1 | 1 |
| 3 | PLATE WELDMENT, LOWER | 532450-1 | 1 |
| 4 | COVER, TOP | 533710-1 | 1 |
| 5 | WASHER, 8.4 FLAT ZINC | F81054-1 | 36 |
| 6 | WASHER, 8.2 SPLIT LOCK ZINC | F81054-4 | 36 |
| 7 | BOLT, M8X16-8.8-B HEX HEAD FULL THREAD ZINC | F81002-20 | 36 |

2.24 Servo Drive (529117)



| REF. | DESCRIPTION (* indicates parts available in assemblies only) | Part # | QTY |
|------|--|-----------|-----|
| - | SERVO DRIVE (2ND PART) Ball Screw Nut and Housing | 529117 | 2 |
| 1 | TUBE WELDMENT, BALLSCREW COVER | 529118-1 | 1 |
| 2 | PLATE, BALLSCREW NUT MOUNT | 529126-1 | 1 |
| 3 | NUT, BALLSCREW | 529127 | 1 |
| 4 | WASHER, 8.2 SPLIT LOCK ZINC | F81054-4 | 8 |
| 5 | SCREW, M8X30 8.8 HEX SOCKET HEAD CAP ZINC | F81002-31 | 8 |
| 6 | TUBE WELDMENT, CLAMP - COMPLETE | 529129-1 | 1 |
| 7 | WASHER, 13 FLAT ZINC | F81056-1 | 12 |
| 8 | WASHER, 12.2 DIN127 A2 STAINLESS STEEL SPLIT LOCK | F81056-8 | 12 |
| 9 | NUT, M12-8 HEX ZINC | F81034-1 | 4 |
| 10 | BOLT, M12X55-8.8 HEX HEAD ZINC | F81004-12 | 4 |
| 11 | BOLT, M12X35 8.8 HEX HEAD FULL THREAD ZINC | F81004-24 | 4 |
| 12 | WASHER (1) | 534150-1 | 3 |
| 13 | WASHER (2) | 534149-1 | 3 |

2.25 Servo Drive (529098)



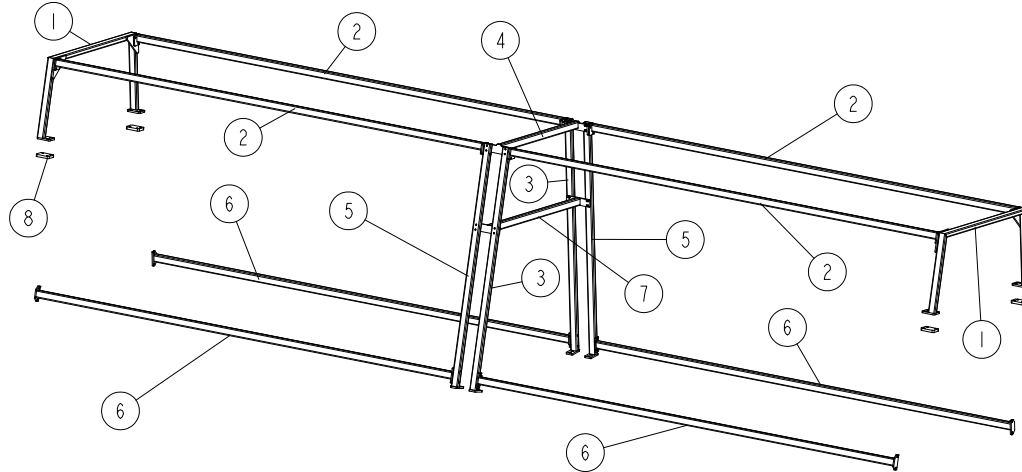
| REF. | DESCRIPTION (* indicates parts available in assemblies only) | Part # | QTY |
|------|--|------------|-----|
| - | SERVO DRIVE (1ST PART) Servo Motor & Ball Screw | 529098 | 2 |
| 1 | HOUSING, SERVO DRIVE | 529099-1 | 1 |
| 2 | PLATE, SERVO MOUNT | 529105-1 | 1 |
| 3 | WASHER, 10.5 FLAT ZINC | F81055-1 | 8 |
| 4 | WASHER, Z 10.2 SPLIT LOCK ZINC | F81055-2 | 8 |
| 5 | SCREW, M10X30 8.8 HEX SOCKET HEAD CAP ZINC | F81003-110 | 4 |
| 6 | SERVO MOTOR-1KW BMH1001P02A1A | 716896 | 1 |
| 7 | WASHER, 8.4 FLAT ZINC | F81054-1 | 8 |
| 8 | WASHER, 8.2 SPLIT LOCK ZINC | F81054-4 | 8 |
| 9 | SCREW, M8X30-8.8 HEX SOCKET HEAD CAP ZINC | F81002-31 | 4 |
| 10 | PLATE, SERVO COVER (1) | 529115-1 | 1 |
| 11 | PLATE, SERVO COVER (2) | 532606-1 | 3 |
| 12 | WASHER, 5.1 SPLIT LOCK | F81052-2 | 18 |
| 13 | SCREW, M5X16-8.8 HEX SOCKET HEAD CAP ZINC | F81000-25 | 18 |
| 14 | PLATE, FRONT COVER | 529109-1 | 1 |
| 15 | PLATE, SERVO SPACER | 529107-1 | 1 |
| - | COUPLING, TRASCO GESM 28/38 F119 FLEXIBLE | 533846 | 1 |
| 16 | HUB, HABERKORN N02885 COUPLING | 529114 | 2 |
| 17 | SPIDER, HABERKORN F11452 COUPLING | 533824 | 1 |
| 18 | BEARING BLOCK, BK25 | 529106 | 1 |
| 19 | SCREW, BALL | 532607 | 1 |
| 20 | PLATE, SERVO DRIVE COVER | 532608-1 | 1 |
| 21 | WASHER, 5.3 FLAT ZINC | F81052-1 | 2 |

| REF. | DESCRIPTION (* indicates parts available in assemblies only) | Part # | QTY | |
|------|--|-----------|-----|--|
| 22 | WASHER, 13 FLAT ZINC | F81056-1 | 8 | |
| 23 | WASHER, 12.2 DIN127 A2 STAINLESS STEEL SPLIT LOCK | F81056-8 | 8 | |
| 24 | NUT, M12-8 HEX ZINC | F81034-1 | 4 | |
| 25 | BOLT, M12X55-8.8 HEX HEAD ZINC | F81004-12 | 4 | |
| 26 | BOLT, M8X70-8.8 HEX HEAD ZINC | F81002-71 | 4 | |
| 27 | TUBE WELDMENT, BELLOWS MOUNT | 532610-1 | 1 | |
| 28 | BOLT, M10X35 8.8 HEX HEAD FULL THREAD ZINC | F81003-17 | 4 | |
| 29 | BELLOWS, 60/520 PROTECTIVE | 514918 | 1 | |
| 30 | CLAMP, 50-70, DIN 3017 WORM | F81095-6 | 2 | |

SECTION 3 CENTRING/SCANNING TABLE

3.1 Cover Rack

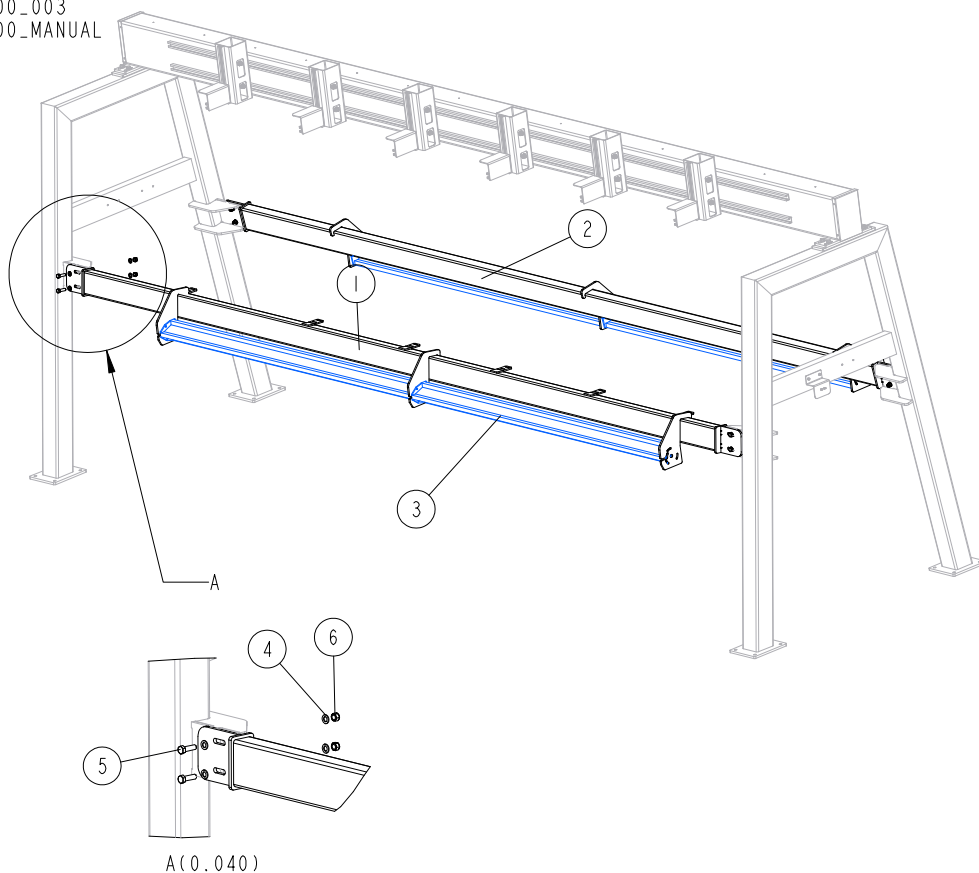
717147-001-A
717147-MANUAL



| REF. | DESCRIPTION (* indicates parts available in assemblies only) | PART # | QTY |
|------|--|----------|-----|
| - | RACK, COVER | 717147 | 1 |
| 1 | RACK WELDMENT | 717126-1 | 2 |
| 2 | TUBE, TOP (1) | 717139-1 | 4 |
| 3 | TUBE, VERTICAL (2) | 717145-1 | 2 |
| 4 | BRACE WELDMENT | 717134-1 | 1 |
| 5 | TUBE, VERTICAL (1) | 717144-1 | 2 |
| 6 | TUBE, BOTTOM | 717146-1 | 4 |
| 7 | BRACE WELDMENT | 717137-1 | 1 |
| 8 | PLATE, MOUNT (1) | 717127 | 4 |

3.2 Light Channels

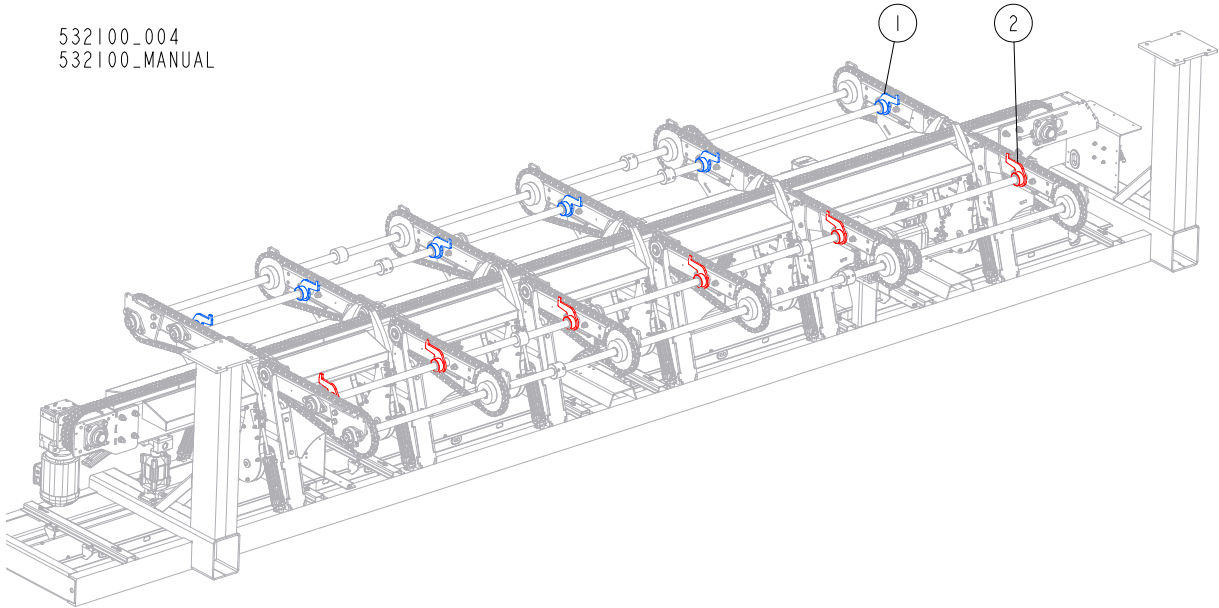
532100-003
532100-MANUAL



| REF. | DESCRIPTION (* indicates parts available in assemblies only) | PART # | QTY |
|------|--|-----------|-----|
| 1 | TUBE WELDMENT, LIGHT CHANNEL MOUNT | 533315-1 | 1 |
| 2 | TUBE WELDMENT, LIGHT CHANNEL MOUNT | 533322-1 | 1 |
| 3 | CHANNEL, LIGHT | 533323-1 | 4 |
| 4 | WASHER, 17 SPLIT LOCK ZINC | F81058-1 | 16 |
| 5 | BOLT, M16X55-8.8 HEX HEAD FULL THREAD ZINC | F81006-61 | 8 |
| 6 | NUT, M16-8 HEX NYLON ZINC LOCK | F81036-2 | 8 |

3.3 Stopper Fingers

532100_004
 532100_MANUAL

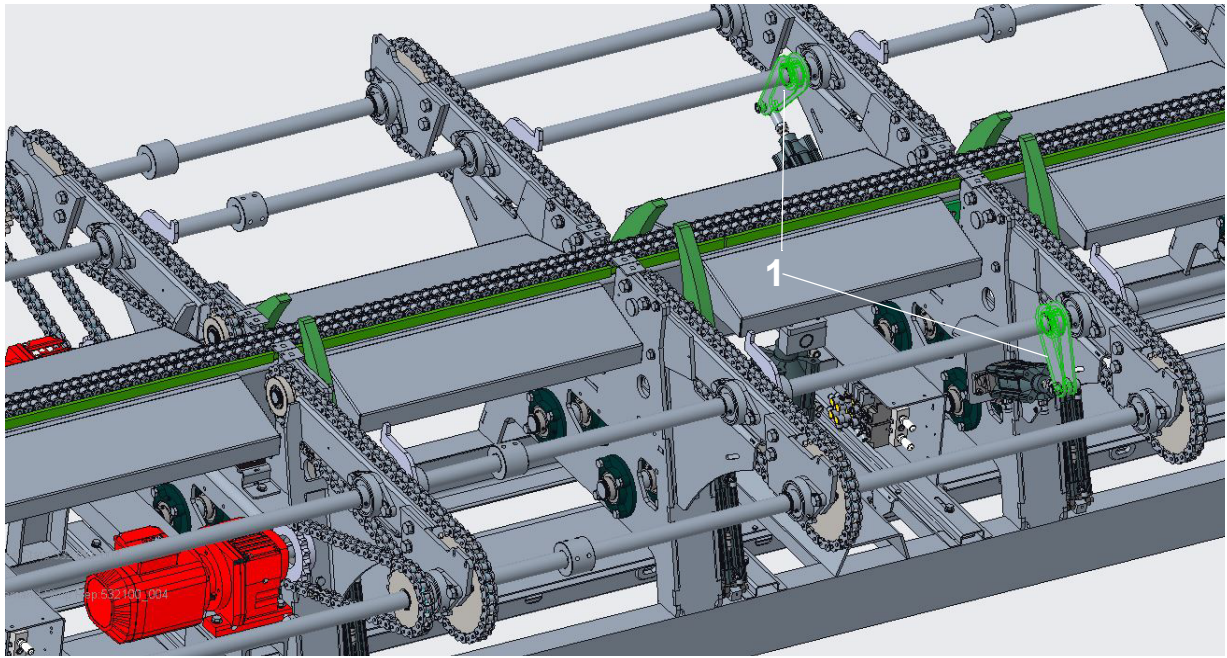


| REF. | DESCRIPTION (* indicates parts available in assemblies only) | PART # | QTY |
|------|--|----------|-----|
| 1 | FINGER WELDMENT, RIGHT STOPPER | 532665-1 | 6 |
| 2 | FINGER WELDMENT, LEFT STOPPER | 532666-1 | 6 |

3 CENTRING/SCANNING TABLE

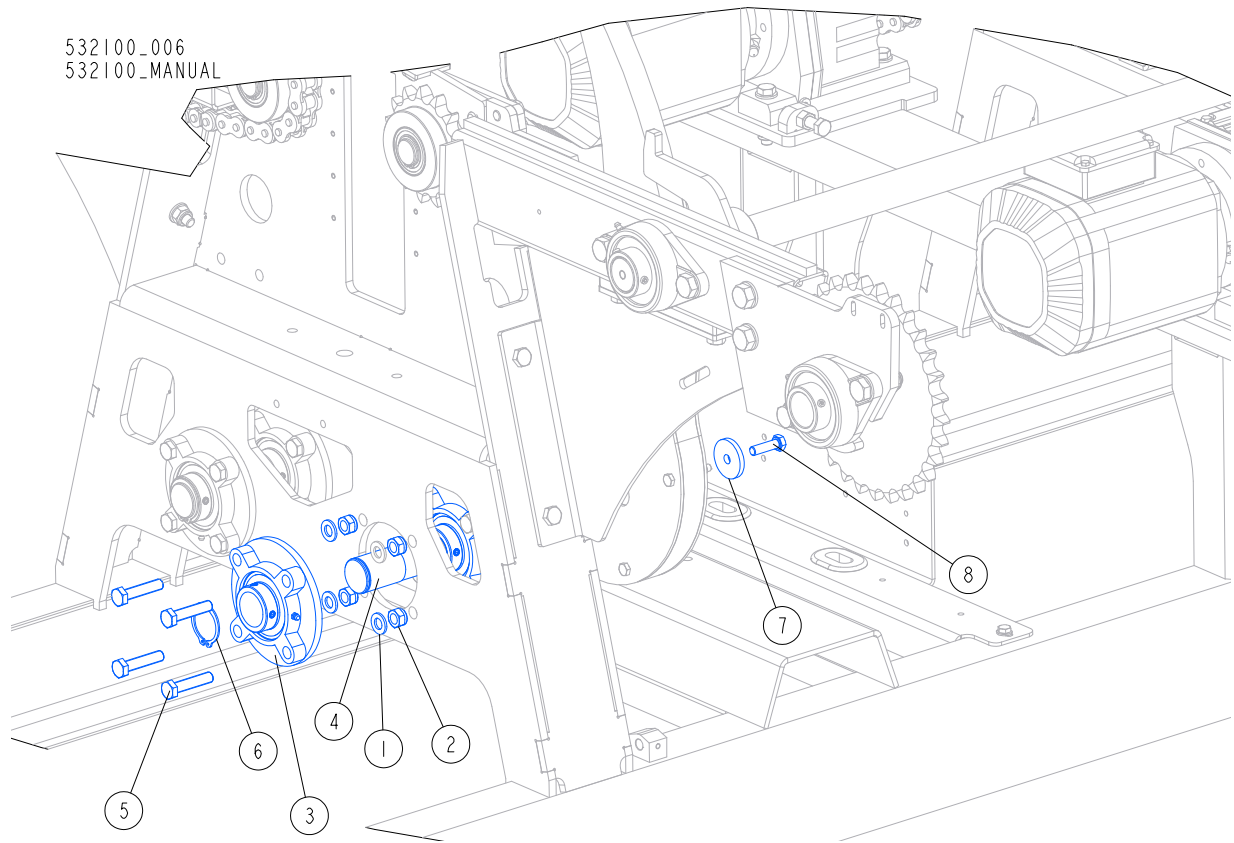
Pneumatic Cylinder Arm (Part No. 532670-1)

3.4 Pneumatic Cylinder Arm (Part No. 532670-1)



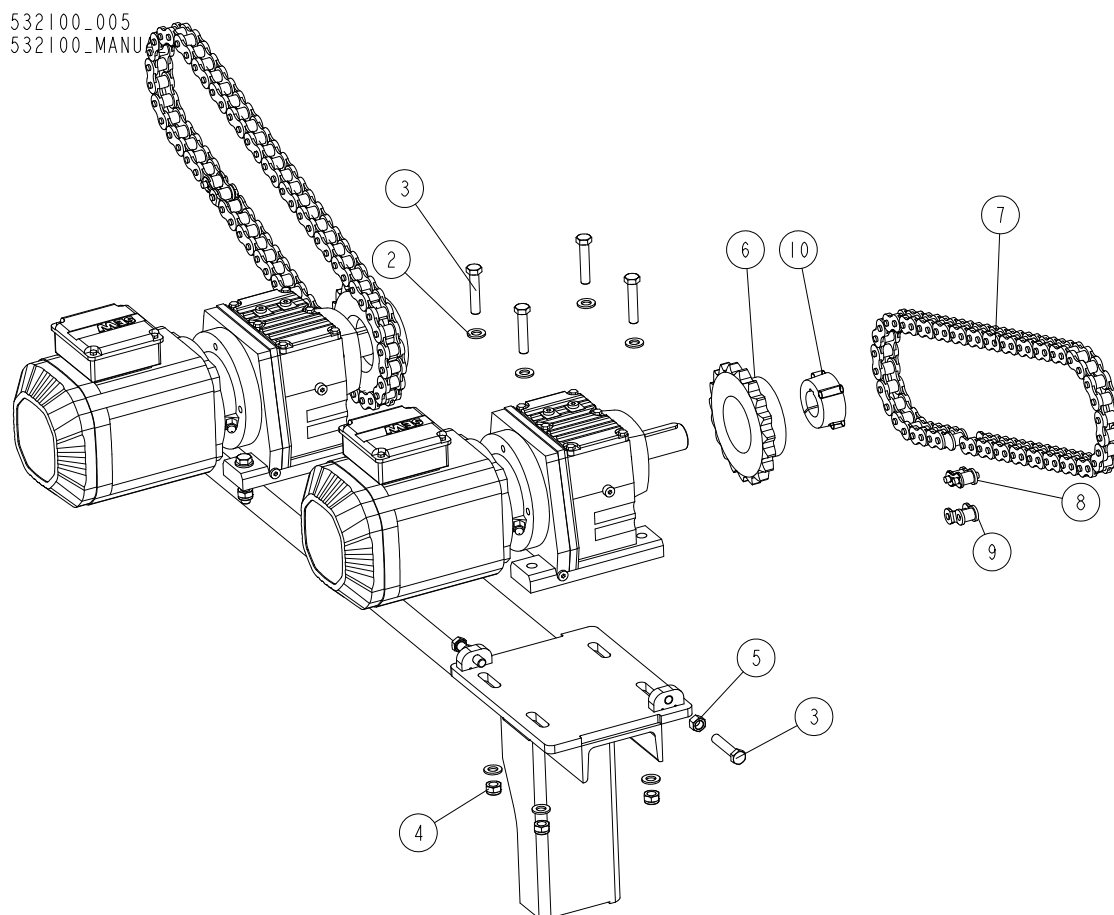
| REF. | DESCRIPTION (* indicates parts available in assemblies only) | PART # | QTY | |
|------|--|----------|-----|--|
| 1 | ARM WELDMENT, PNEUMATIC CYLINDER | 532670-1 | 2 | |

3.5 Centraliser Mount Assembly



| REF. | DESCRIPTION (* indicates parts available in assemblies only) | PART # | QTY |
|------|--|-----------|-----|
| 1 | WASHER, 13 FLAT ZINC | F81056-1 | 190 |
| 2 | NUT, M12 8 HEX NYLON ZINC LOCK | F81034-2 | 139 |
| 3 | BEARING, UCFC 208 W/HOUSING | 532121 | 24 |
| 4 | SHAFT, CENTRALISER MOUNT | 532120 | 12 |
| 5 | BOLT, M12X55 8.8 HEX HEAD ZINC | F81004-43 | 96 |
| 6 | RING, Z40 OUTSIDE RETAINING | F81090-33 | 54 |
| 7 | WASHER, 10.5/45-6 ZINC-PLATED | 086286-1 | 12 |
| 8 | BOLT, M10X35 8.8 HEX HEAD FULL THREAD ZINC | F81003-17 | 12 |

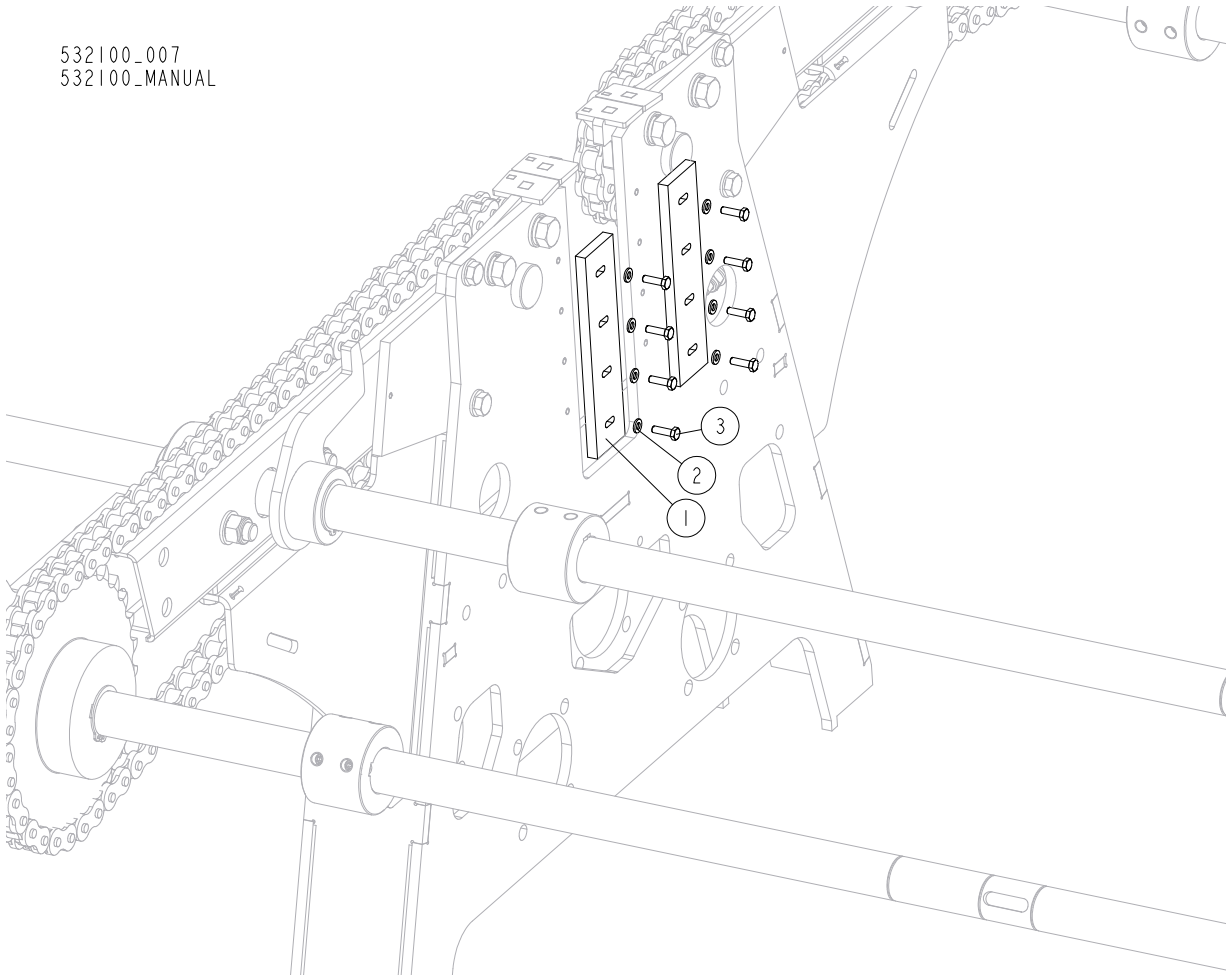
3.6 Drive Assembly



| REF. | DESCRIPTION (* indicates parts available in assemblies only) | PART # | QTY |
|------|---|-----------|-----|
| 1 | MOTOREDUCER, SEW R57 DRN100LM4 i=186 n2=95 OP. POS. M1 | 716712 | 2 |
| 2 | WASHER, 13 FLAT ZINC | F81056-1 | 12 |
| 3 | BOLT, M12X60-8.8 HEX HEAD FULL THREAD ZINC | F81004-51 | 10 |
| 4 | NUT, M12 8 HEX NYLON ZINC LOCK | F81034-2 | 8 |
| 5 | NUT, M12X1.25 - 8 - B HEX ZINC | F81034-8 | 2 |
| 6 | CHAIN SPROCKET MARTIN 80BTB19H; TAPER LOCK 2012 ; UPC: 697950043586 697950043586 | 533203 | 2 |
| - | CHAIN, DRIVE - COMPLETE | 533204 | 2 |
| 7 | CHAIN, 16A-1 (1"X5/8") L=1448 MM/(57") 57-LINK | 533205 | 1 |
| 8 | LINK, 16A-1 (1"X5/8") MASTER | 533202 | 1 |
| 9 | LINK, 16A-1 (1"X5/8") OFFSET | 533201 | 1 |
| 10 | TAPER-LOCK 2012-35 | 533260 | 2 |

3.7 Side Slide Pads

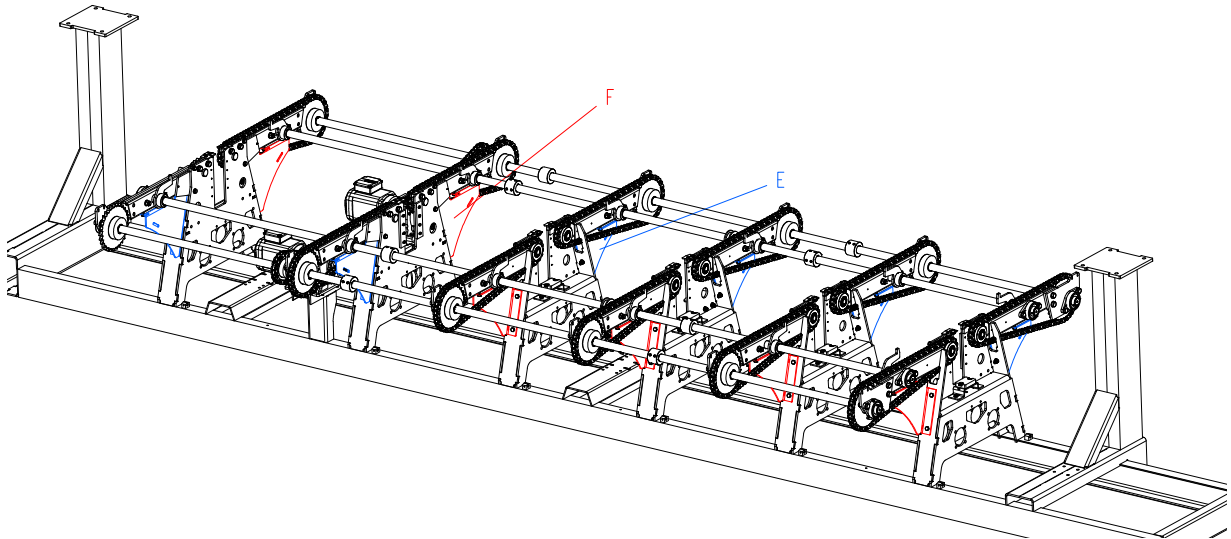
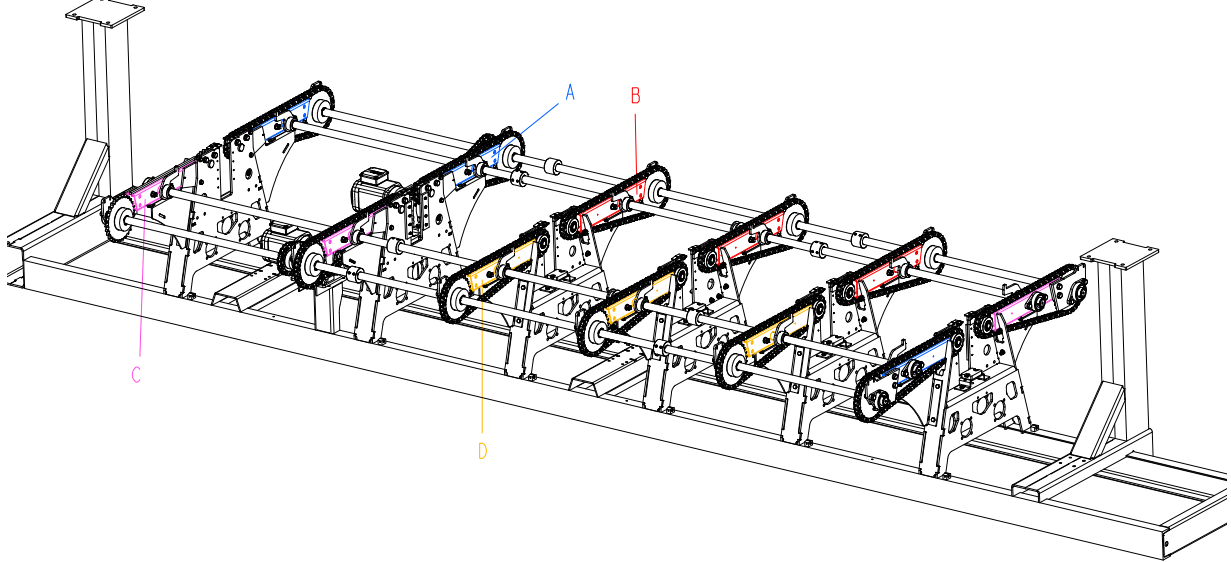
532100_007
532100_MANUAL



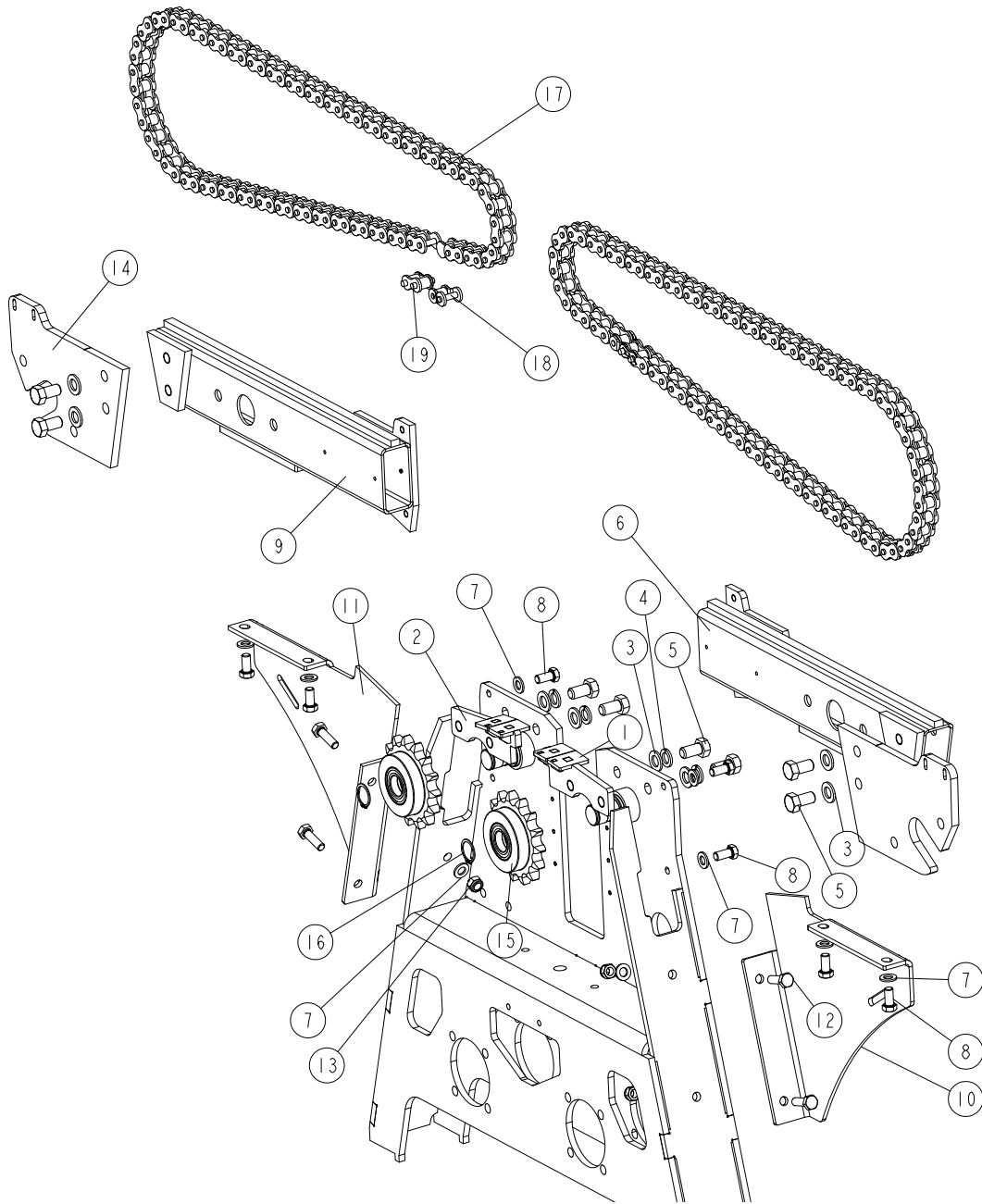
| REF. | DESCRIPTION (* indicates parts available in assemblies only) | PART # | QTY | |
|------|--|----------|-----|--|
| 1 | PAD, SIDE SLIDE | 532719 | 8 | |
| 2 | WASHER, 6.4 FLAT ZINC | F81053-1 | 64 | |
| 3 | BOLT, M6X20 8.8 HEX HEAD FULL THREAD ZINC | F81001-2 | 64 | |

3.8 Crossfeed Support Assembly

532100_009
532100_MANUAL



532100_008
532100_MANUAL



| REF. | DESCRIPTION (* indicates parts available in assemblies only) | PART # | QTY |
|------|--|-----------------------|-----|
| 1 | LEADER, T-PIECE RIGHT WELDED | 532107-1 | 1 |
| 2 | LEADER, T-PIECE LEFT WELDED | 532108-1 | 1 |
| 3 | WASHER, 17 SPLIT LOCK ZINC | F81058-1 | 8 |
| 4 | WASHER, 16.3 SPLIT LOCK ZINC | F81058-2 | 4 |
| 5 | BOLT, M16X30-8.8 HEX HEAD FULL THREAD ZINC | F81006-36 | 8 |
| 6 | ARM WELDMENT, RIGHT | 532114-1 ¹ | 1 |
| | ARM WELDMENT, RIGHT | 532675-1 ² | 1 |
| 7 | WASHER, 13 FLAT ZINC | F81056-1 | 12 |
| 8 | BOLT, M12X25-8.8 HEX HEAD FULL THREAD ZINC | F81004-31 | 8 |

| REF. | DESCRIPTION (* indicates parts available in assemblies only) | PART # | QTY |
|------|--|-----------------------|-----|
| 9 | ARM WELDMENT, RIGHT | 532115-1 ³ | 1 |
| | ARM WELDMENT, RIGHT | 532676-1 ⁴ | 1 |
| 10 | BRACKET, RIGHT | 532117-1 ⁵ | 1 |
| 11 | BRACKET, LEFT | 532119-1 ⁶ | 1 |
| 12 | BOLT, M12X40 8.8 HEX HEAD FULL THREAD ZINC | F81004-4 | 4 |
| 13 | NUT, M12 8 HEX NYLON ZINC LOCK | F81034-2 | 4 |
| 14 | PLATE, BEARING | 532116-1 | 2 |
| 15 | SPROCKET ASSEMBLY | 533060 | 2 |
| 16 | RING, 30Z OUTSIDE RETAINING | F81090-23 | 2 |
| - | CHAIN, 16 A-1 (1"X5/8") COMPLETE | 533072 | 2 |
| 17 | CHAIN, 16 A-1 (1"X5/8") 82-LINK L=2083 MM / (82") | 533073 | 1 |
| 18 | LINK, 16A-1 (1"X5/8") OFFSET | 533201 | 1 |
| 19 | LINK, 16A-1 (1"X5/8") MASTER | 533202 | 1 |

¹ "C" in the figure above

² "D" in the figure above

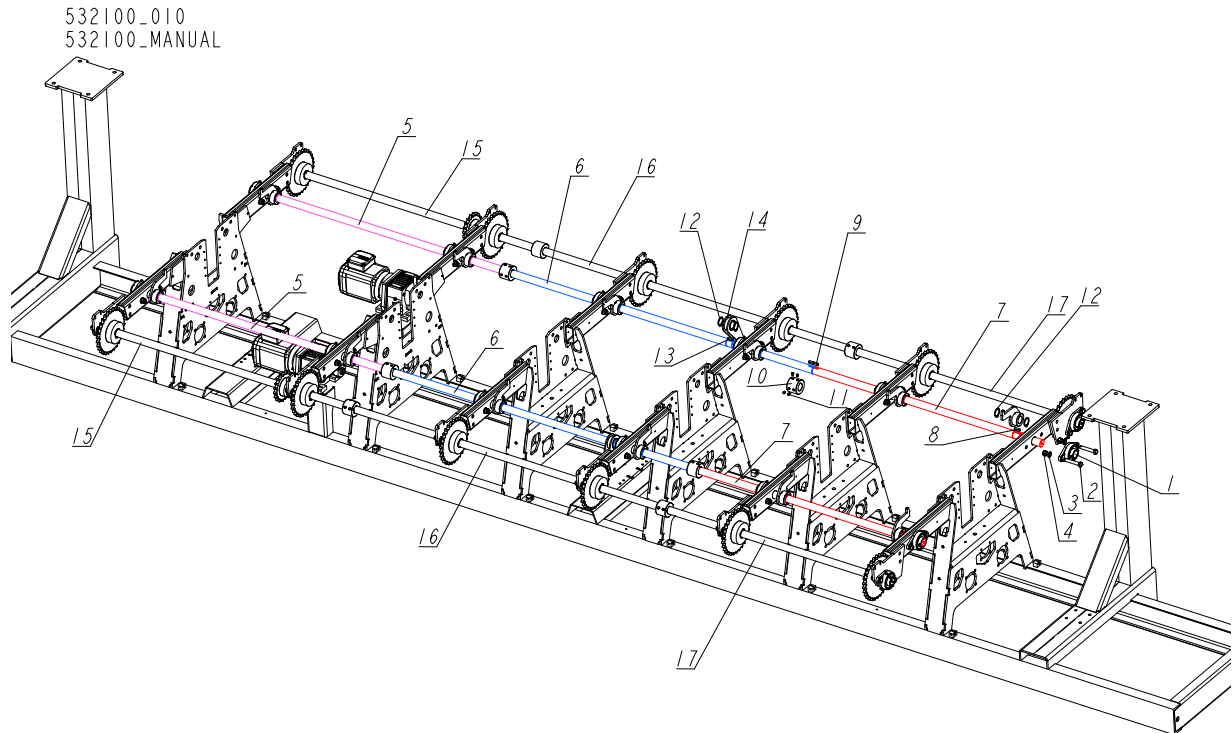
³ "A" in the figure above

⁴ "B" in the figure above

⁵ "E" in the figure above

⁶ "F" in the figure above

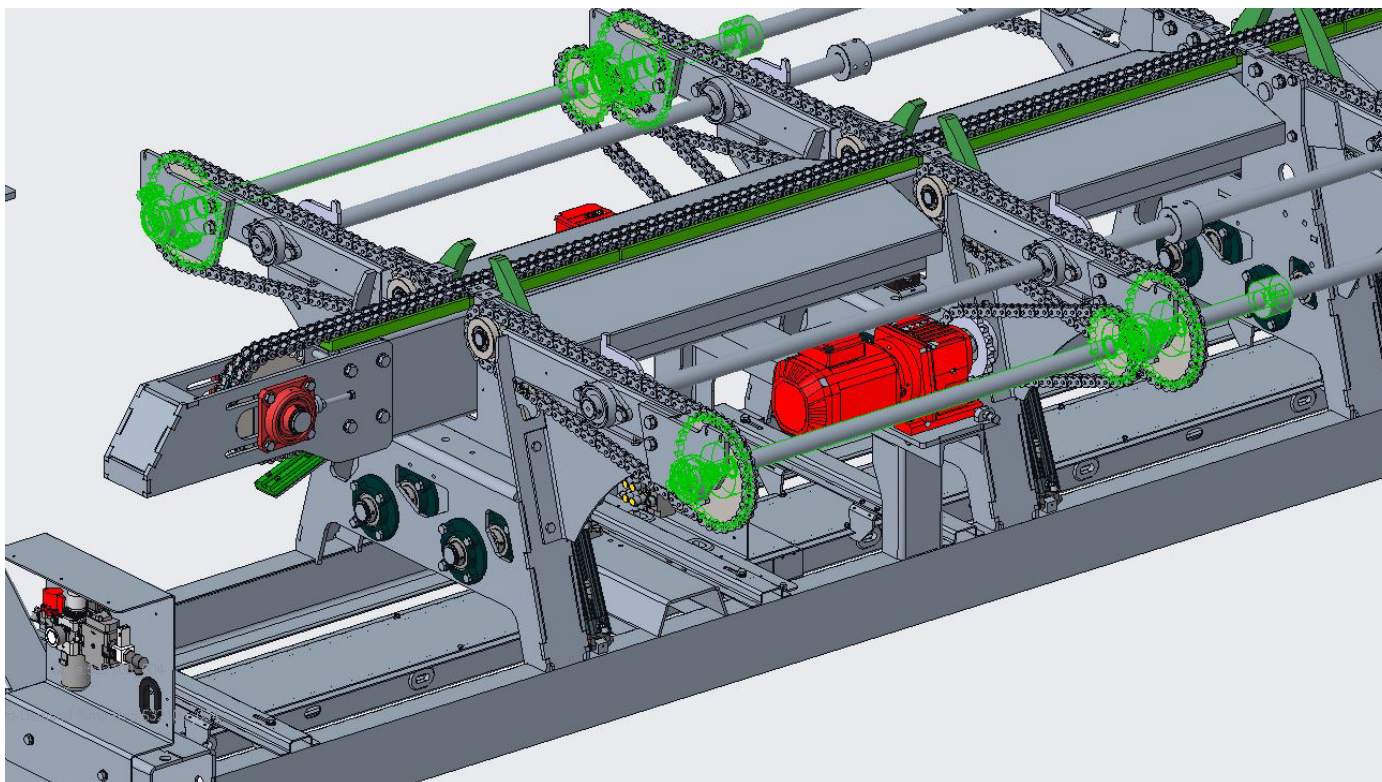
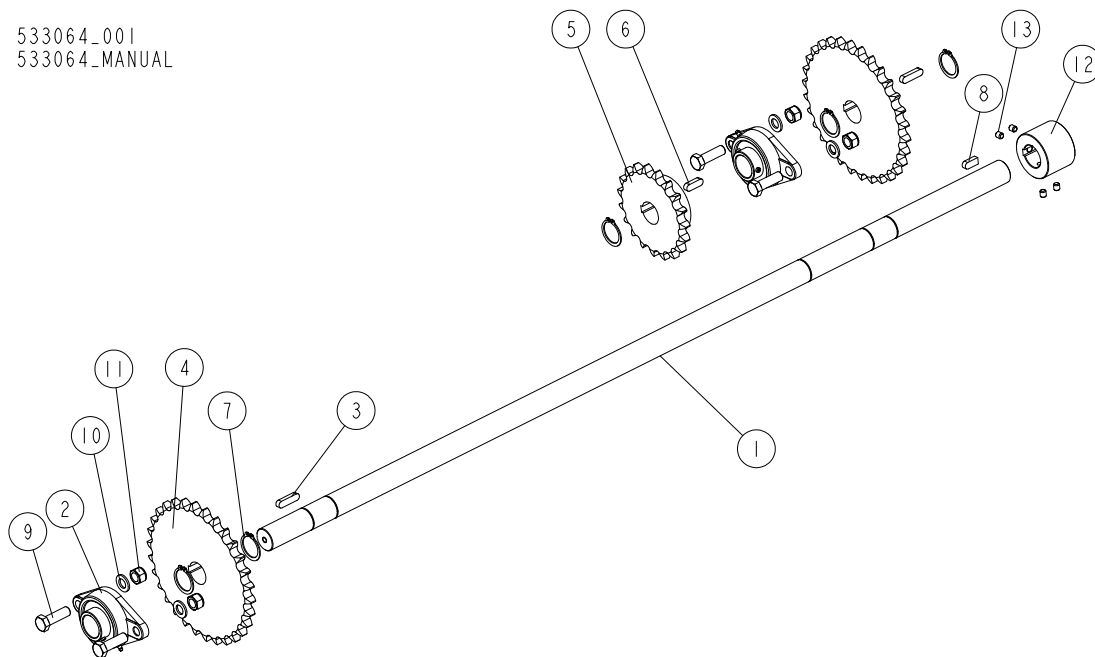
3.9 Drive Shafts



| REF. | DESCRIPTION (* indicates parts available in assemblies only) | PART # | QTY |
|------|--|-----------|-----|
| 1 | BEARING, UCFL208 W/HOUSING (KG Intern. FZCO) | 099423 | 12 |
| 2 | BOLT, M16X90-8.8 HEX HEAD ZINC | F81006-17 | 24 |
| 3 | WASHER, 17 SPLIT LOCK ZINC | F81058-1 | 24 |
| 4 | NUT, M16-8 HEX NYLON ZINC LOCK | F81036-2 | 26 |
| 5 | SHAFT (2) | 533062 | 2 |
| 6 | SHAFT (3) | 533063 | 2 |
| 7 | SHAFT (1) | 533059 | 2 |
| 8 | KEY, A12X8X36 PARALLEL | 503182 | 13 |
| 9 | KEY, AB12X8X28 PARALLEL | 532667 | 8 |
| 10 | COUPLER | 532157-1 | 4 |
| 11 | SCREW, M10X12-45H ZINC-PLATED SET | F81003-46 | 16 |
| 12 | RING, Z40 OUTSIDE RETAINING | F81090-33 | 30 |
| 13 | KEY, A12X8X32, PARALLEL | 507798 | 2 |
| 14 | ARM WELDMENT, CYLINDER | 532670-1 | 2 |
| 15 | SHAFT, COMPLETE - PART 1 See Section 3.10 | 533064 | 2 |
| 16 | SHAFT, COMPLETE - PART 2 See Section 3.11 | 533068 | 2 |
| 17 | SHAFT, COMPLETE - PART 3 See Section 3.12 | 533070 | 2 |

3.10 Shaft - Part 1 (533064)

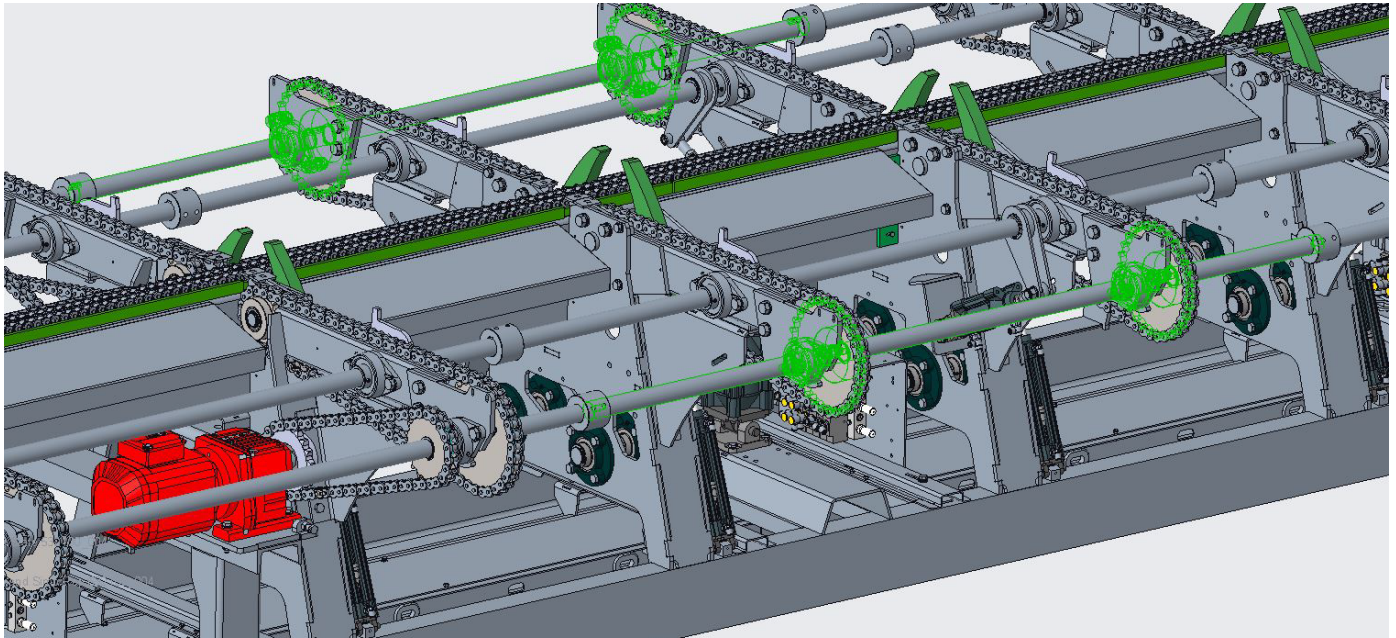
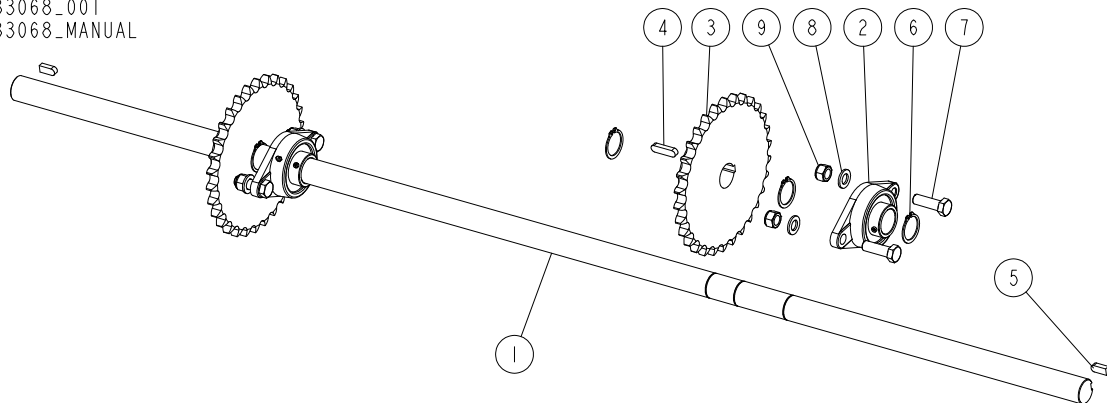
533064_001
533064_MANUAL



| REF. | DESCRIPTION (* indicates parts available in assemblies only) | PART # | QTY |
|------|--|--------|-----|
| - | SHAFT, COMPLETE - PART 1 | 533064 | 2 |
| 1 | SHAFT (1) | 533065 | 1 |
| 2 | BEARING, UCFL208 W/HOUSING (KG INTERN. FZCO) | 099423 | 2 |
| 3 | KEY, A12X8X45 PARALLEL | 532673 | 2 |
| 4 | SPROCKET, ASA 80 16A-1 Z30 (HABERKORN) | 533066 | 2 |

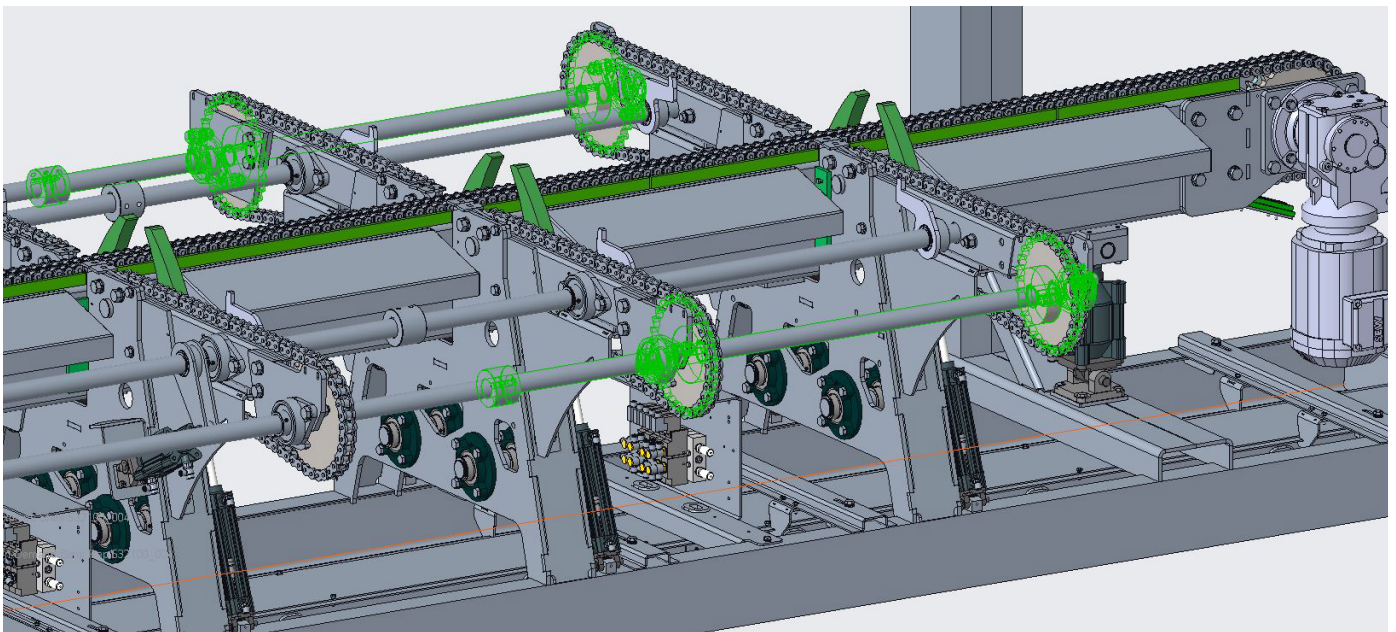
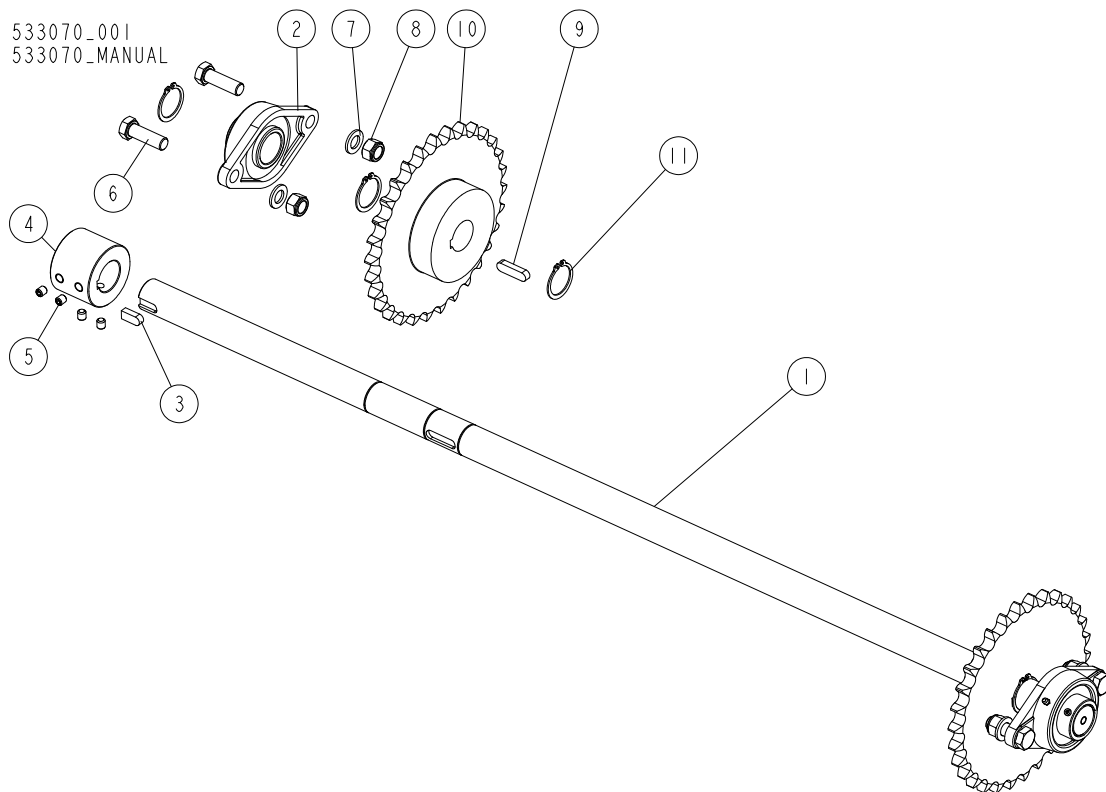
| REF. | DESCRIPTION (* indicates parts available in assemblies only) | PART # | QTY | |
|------|--|-----------|-----|--|
| 5 | SPROCKET, ASA 80 16A-1 Z19 | 533067 | 1 | |
| 6 | KEY, A12X8X36 PARALLEL | 503182 | 1 | |
| 7 | RING, Z40 OUTSIDE RETAINING | F81090-33 | 5 | |
| 8 | KEY, AB12X8X28 PARALLEL | 532667 | 1 | |
| 9 | BOLT, M16X50-8.8 HEX HEAD FULL THREAD ZINC | F81006-38 | 4 | |
| 10 | WASHER, 17 SPLIT LOCK ZINC | F81058-1 | 4 | |
| 11 | NUT, M16-8 HEX NYLON ZINC LOCK | F81036-2 | 4 | |
| 12 | COUPLER | 532157-1 | 1 | |
| 13 | SCREW, M10X12-45H ZINC-PLATED SET | F81003-46 | 4 | |

3.11 Shaft - Part 2 (533068)

533068_001
533068_MANUAL

| REF. | DESCRIPTION (* indicates parts available in assemblies only) | PART # | QTY |
|------|--|-----------|-----|
| - | SHAFT, COMPLETE - PART 2 | 533068 | 2 |
| 1 | SHAFT (2) | 533069 | 1 |
| 2 | BEARING, UCFL208 W/HOUSING (KG INTERN. FZCO) | 099423 | 2 |
| 3 | SPROCKET, ASA 80 16A-1 Z30 (HABERKORN) | 533066 | 2 |
| 4 | KEY, A12X8X45 PARALLEL | 532673 | 2 |
| 5 | KEY, AB12X8X28 PARALLEL | 532667 | 2 |
| 6 | RING, Z40 OUTSIDE RETAINING | F81090-33 | 5 |
| 7 | BOLT, M16X50-8.8 HEX HEAD FULL THREAD ZINC | F81006-38 | 4 |
| 8 | WASHER, 17 SPLIT LOCK ZINC | F81058-1 | 4 |
| 9 | NUT, M16-8 HEX NYLON ZINC LOCK | F81036-2 | 4 |

3.12 Shaft - Part 3 (533070)

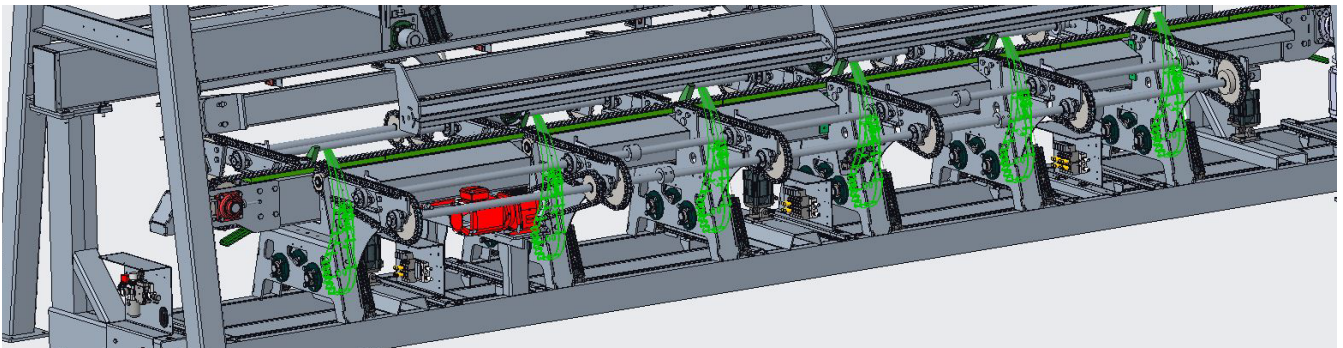
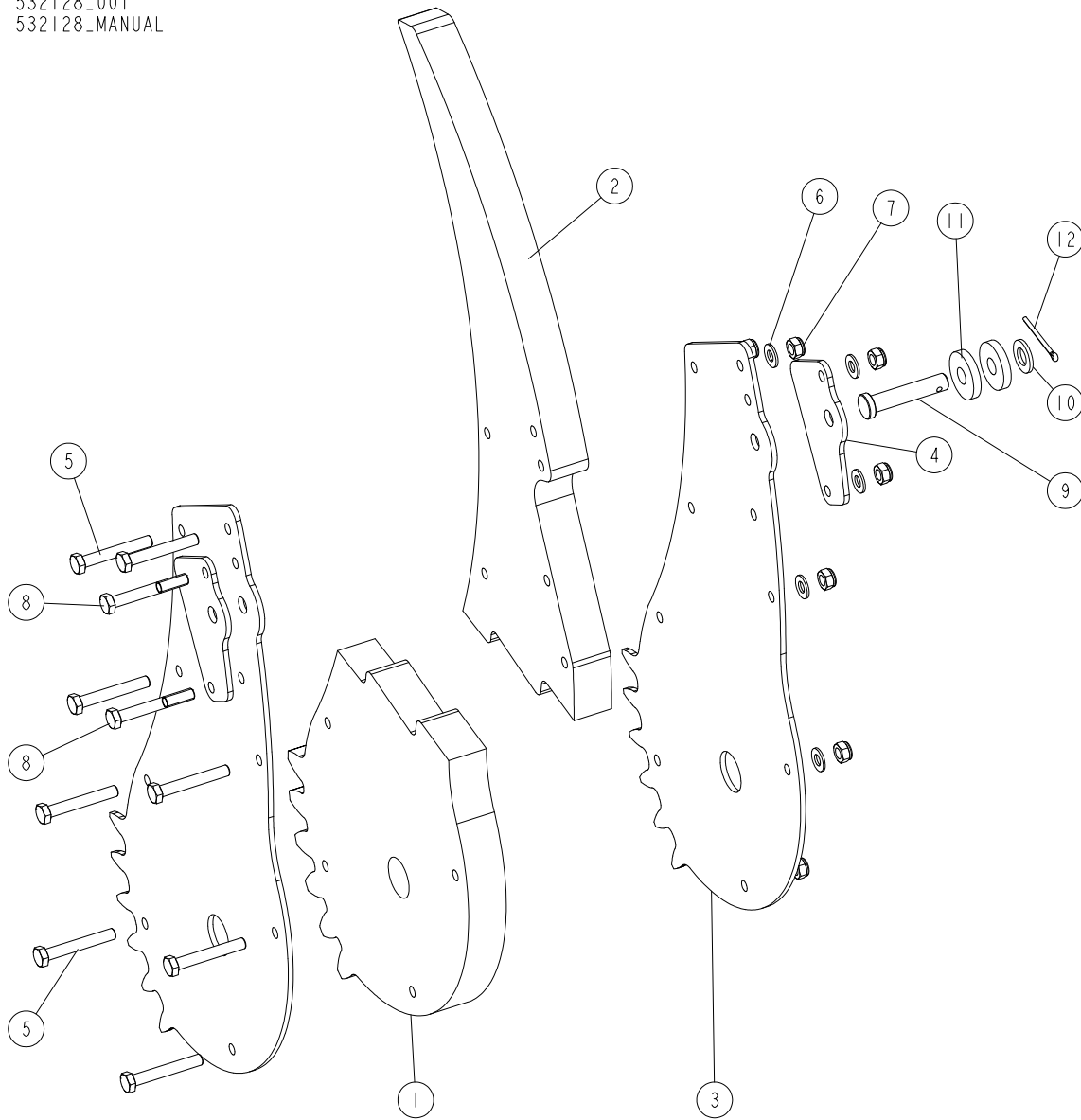


| REF. | DESCRIPTION (* indicates parts available in assemblies only) | PART # | QTY |
|------|--|-----------|-----|
| - | SHAFT, COMPLETE - PART 3 | 533070 | 2 |
| 1 | SHAFT (3) | 533071 | 1 |
| 2 | BEARING, UCFL208 W/HOUSING (KG INTERN. FZCO) | 099423 | 2 |
| 3 | KEY, AB12X8X28 PARALLEL | 532667 | 1 |
| 4 | COUPLER | 532157-1 | 1 |
| 5 | SCREW, M10X12-45H ZINC-PLATED SET | F81003-46 | 4 |

| REF. | DESCRIPTION (* indicates parts available in assemblies only) | PART # | QTY | |
|------|--|-----------|-----|--|
| 6 | BOLT, M16X50-8.8 HEX HEAD FULL THREAD ZINC | F81006-38 | 4 | |
| 7 | WASHER, 17 SPLIT LOCK ZINC | F81058-1 | 4 | |
| 8 | NUT, M16-8 HEX NYLON ZINC LOCK | F81036-2 | 4 | |
| 9 | KEY, A12X8X45 PARALLEL | 532673 | 2 | |
| 10 | SPROCKET, ASA 80 16A-1 Z30 (HABERKORN) | 533066 | 2 | |
| 11 | RING, Z40 OUTSIDE RETAINING | F81090-33 | 5 | |

3.13 Centraliser Right Arm (532128)

532128_001
532128_MANUAL

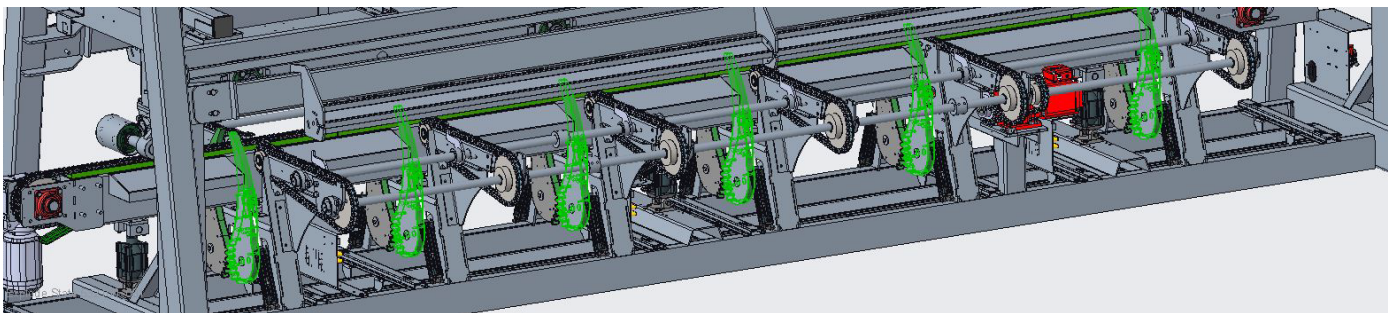
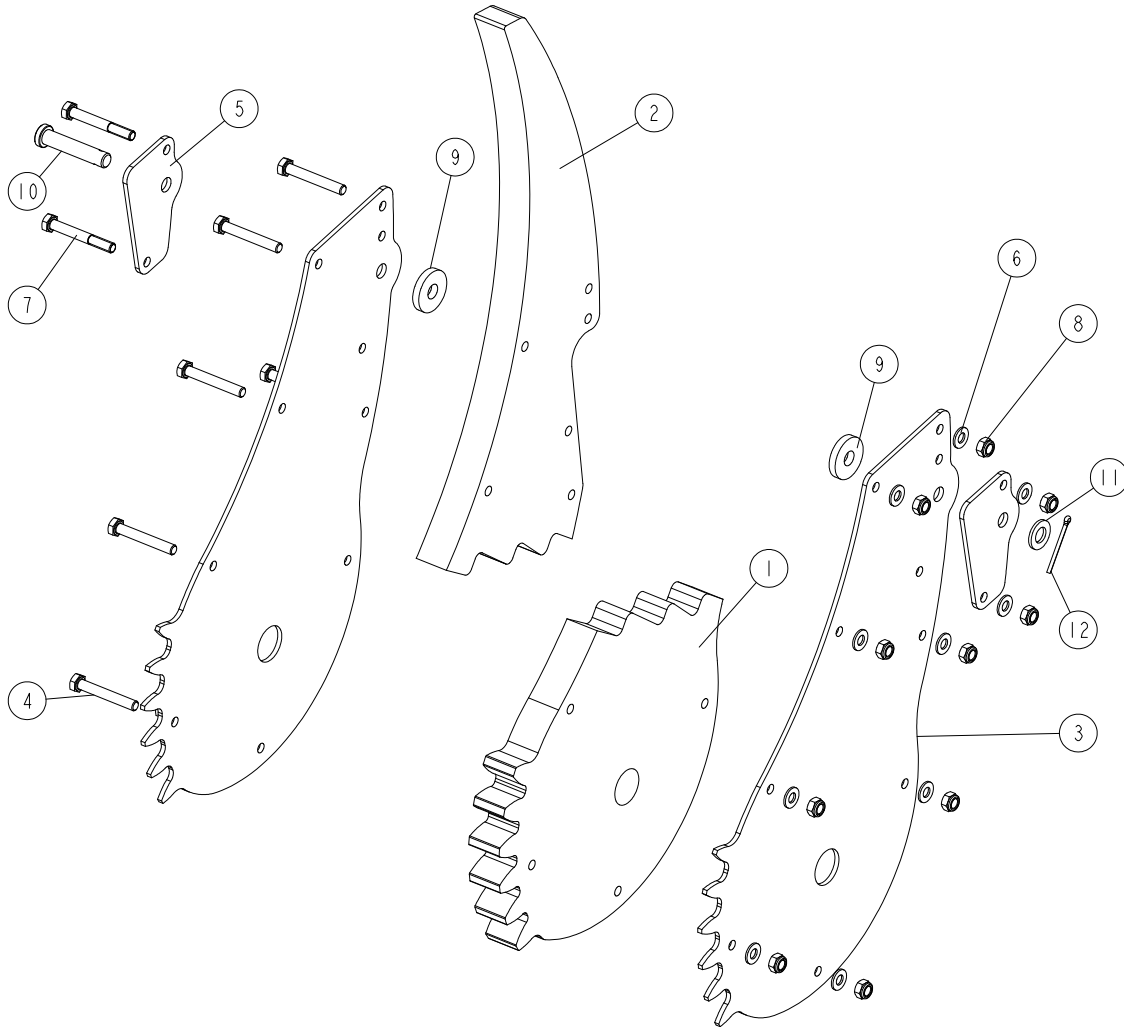


| REF. | DESCRIPTION (* indicates parts available in assemblies only) | PART # | QTY |
|------|--|--------|-----|
| - | ARM, RIGHT CENTRALISER | 532128 | 6 |
| 1 | PLATE, CENTRALISER RIGHT LOWER | 532123 | 1 |
| 2 | PLATE, CENTRALISER UPPER | 532122 | 1 |

| REF. | DESCRIPTION (* indicates parts available in assemblies only) | PART # | QTY | |
|------|--|-----------|-----|--|
| 3 | PLATE, JOINING | 532124-1 | 2 | |
| 4 | PLATE, CYLINDER REINFORCING MOUNT | 532125-1 | 2 | |
| 5 | BOLT, M8X55-8.8 HEX HEAD ZINC | F81002-8 | 8 | |
| 6 | WASHER, 8.4 FLAT ZINC | F81054-1 | 10 | |
| 7 | NUT, M8-8-B HEX NYLON ZINC LOCK | F81032-2 | 10 | |
| 8 | BOLT, M8X60 8.8 HEX HEAD ZINC | F81002-54 | 2 | |
| 9 | PIN, 12X55 FLANGE 16-5 | 532138-1 | 1 | |
| 10 | WASHER, 13 FLAT ZINC | F81056-1 | 1 | |
| 11 | WASHER, 12.2/35-6 | 532139-1 | 2 | |
| 12 | PIN, S-ZN 4X25 COTTER | F81043-2 | 1 | |

3.14 Centraliser Left Arm (532129)

532129_001
532129_MANUAL

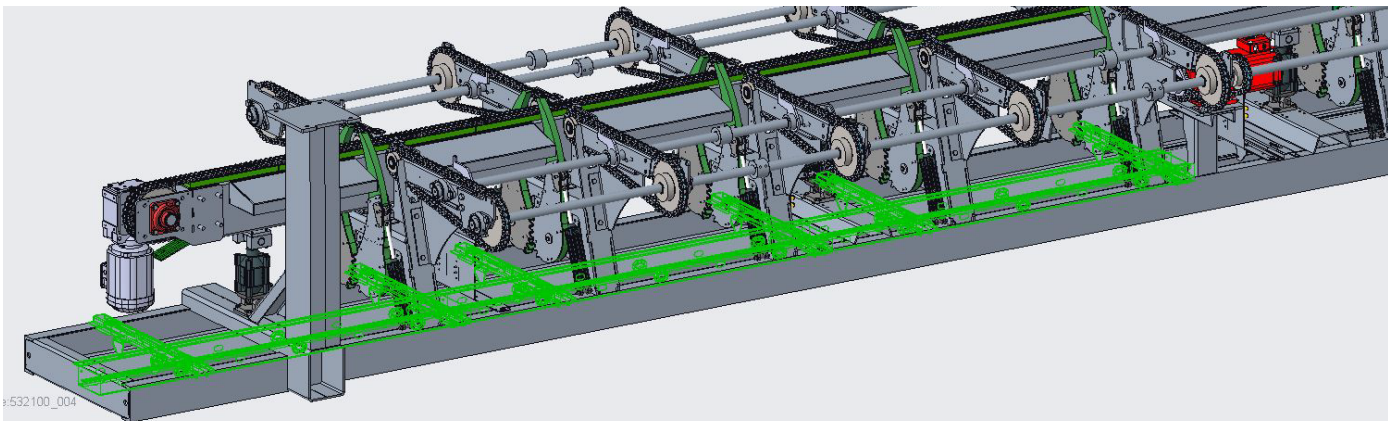
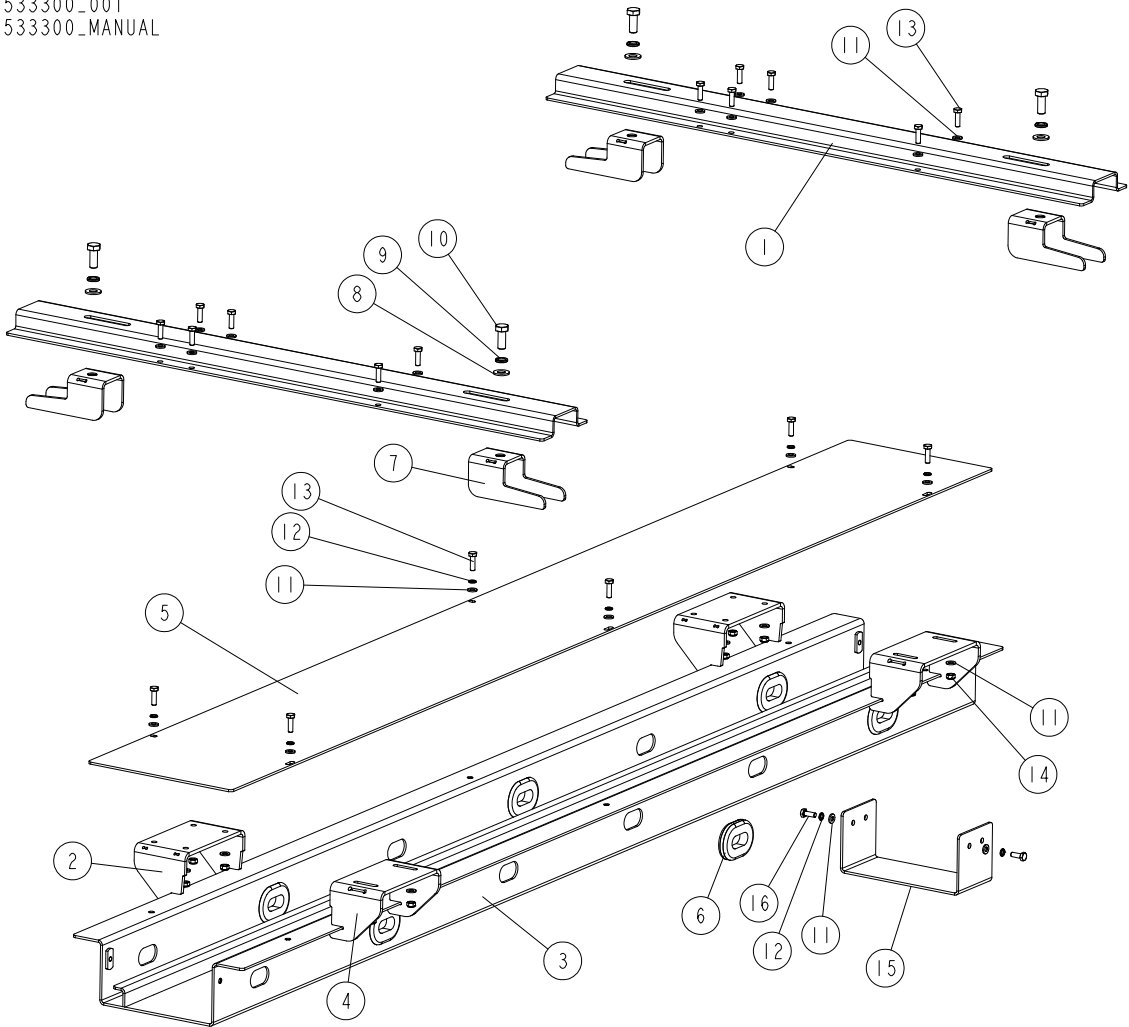


| REF. | DESCRIPTION (* indicates parts available in assemblies only) | PART # | QTY |
|------|--|----------|-----|
| - | ARM, CENTRALISER LEFT - COMPLETE | 532129 | 6 |
| 1 | PLATE, CENTRALISER LEFT LOWER | 532126 | 1 |
| 2 | PLATE, CENTRALISER RIGHT UPPER | 532130 | 1 |
| 3 | PLATE, JOINING | 532127-1 | 2 |
| 4 | BOLT, M8X55-8.8 HEX HEAD ZINC | F81002-8 | 8 |
| 5 | PLATE, CYLINDER REINFORCING MOUNT | 532125-1 | 2 |

| REF. | DESCRIPTION (* indicates parts available in assemblies only) | PART # | QTY | |
|------|--|-----------|-----|--|
| 6 | WASHER, 8.4 FLAT ZINC | F81054-1 | 10 | |
| 7 | BOLT, M8X60 8.8 HEX HEAD ZINC | F81002-54 | 2 | |
| 8 | NUT, M8-8-B HEX NYLON ZINC LOCK | F81032-2 | 10 | |
| 9 | WASHER, 12.2/35-6 | 532139-1 | 2 | |
| 10 | PIN, 12X55 FLANGE 16-5 | 532138-1 | 1 | |
| 11 | WASHER, 13 FLAT ZINC | F81056-1 | 1 | |
| 12 | PIN, S-ZN 4X25 COTTER | F81043-2 | 1 | |

3.15 Cable/Hose Duct (533300)

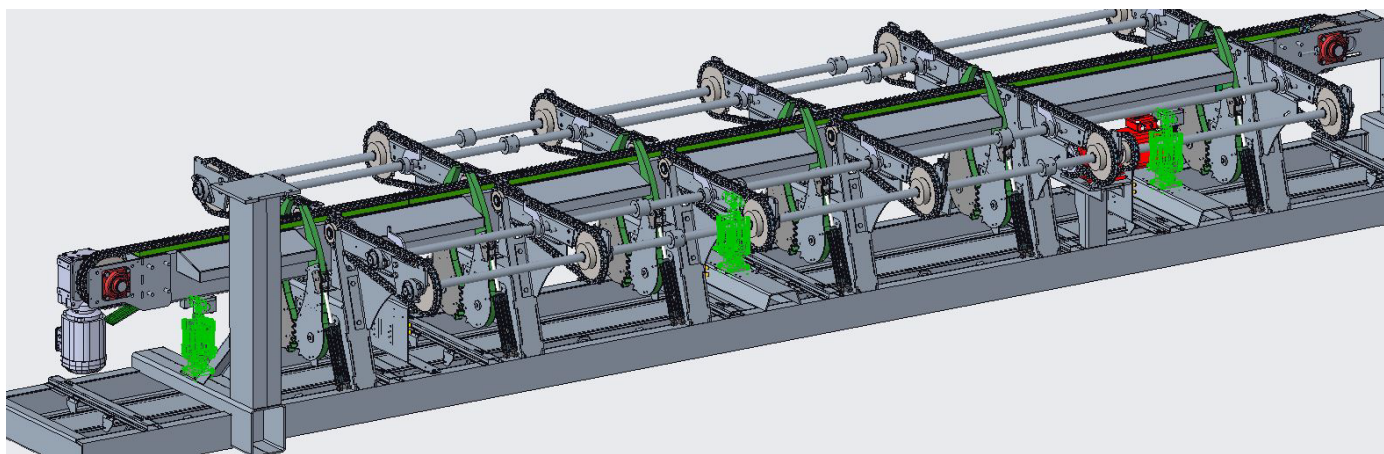
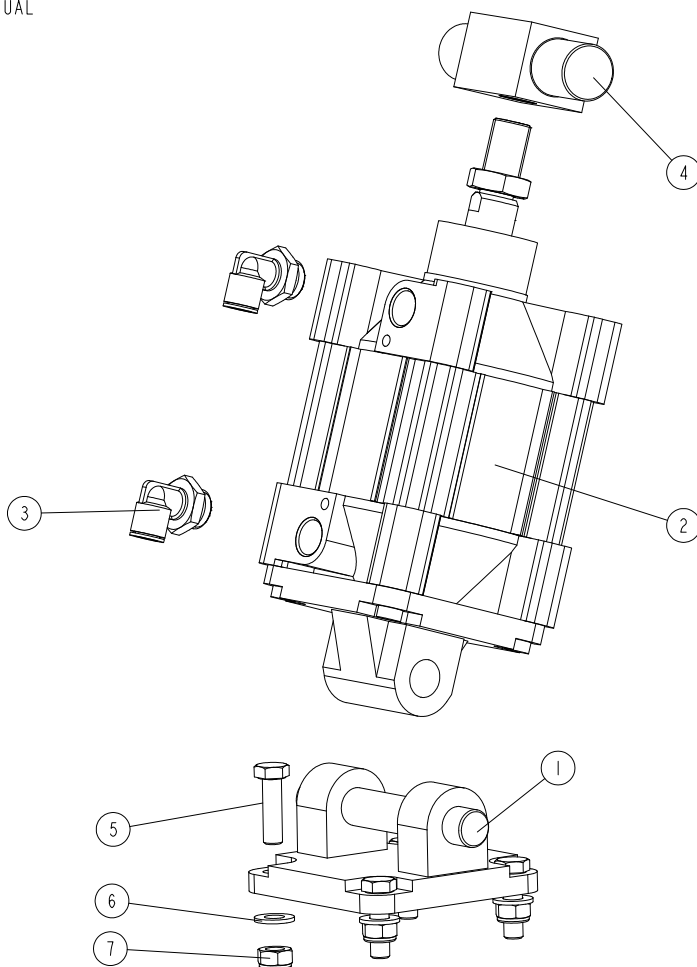
533300_001
533300_MANUAL



| REF. | DESCRIPTION (* indicates parts available in assemblies only) | PART # | QTY |
|------|--|----------|-----|
| - | DUCT, CABLE/HOSE - COMPLETE | 533300 | 4 |
| 1 | BRACKET, CABLE/HOSE DUCT MOUNT | 533299-1 | 2 |
| 2 | BRACKET, FIXED HANGER | 533301-1 | 2 |
| 3 | DUCT WELDMENT, CABLE/HOSE | 533304-1 | 1 |
| 4 | BRACKET, MOVABLE HANGER | 533302-1 | 2 |

| REF. | DESCRIPTION (* indicates parts available in assemblies only) | PART # | QTY | |
|------|--|-----------|-----|--|
| 5 | COVER, CABLE/HOSE DUCT | 533303-1 | 1 | |
| 6 | GROMMET, 1 X 1 3/4 OVAL RUBBER | 085613 | 6 | |
| 7 | BRACKET WELDMENT, CLAMPING | 533307-1 | 4 | |
| 8 | WASHER, 10.5 FLAT ZINC | F81055-1 | 4 | |
| 9 | WASHER, Z 10.2 SPLIT LOCK ZINC | F81055-2 | 4 | |
| 10 | BOLT, M10X25 8.8 HEX HEAD FULL THREAD ZINC | F81003-11 | 4 | |
| 11 | WASHER, 6.4 FLAT ZINC | F81053-1 | 32 | |
| 12 | WASHER, Z 6.1 SPLIT LOCK ZINC | F81053-3 | 8 | |
| 13 | BOLT, M6X20 8.8 HEX HEAD FULL THREAD ZINC | F81001-2 | 18 | |
| 14 | NUT, M6-8-B HEX NYLON ZINC LOCK | F81031-2 | 12 | |
| 15 | BRACKET, JOINING | 533308-1 | 1 | |
| 16 | BOLT, M6X16 8.8 HEX HEAD FULL THREAD ZINC | F81001-32 | 2 | |

3.16 Chain Bridge Cylinder Assembly (533005)

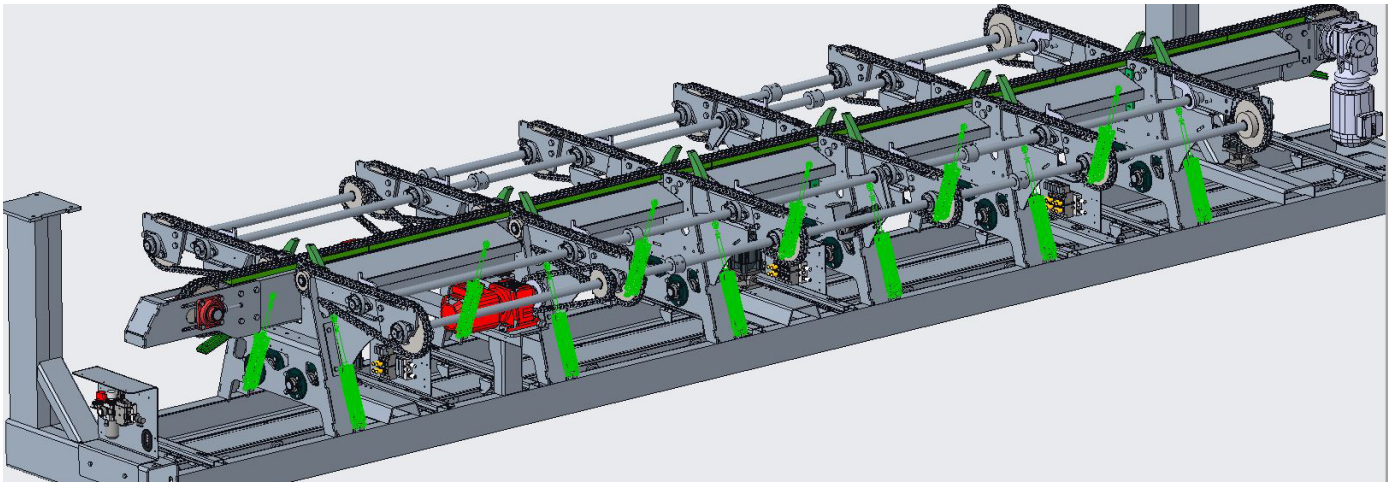
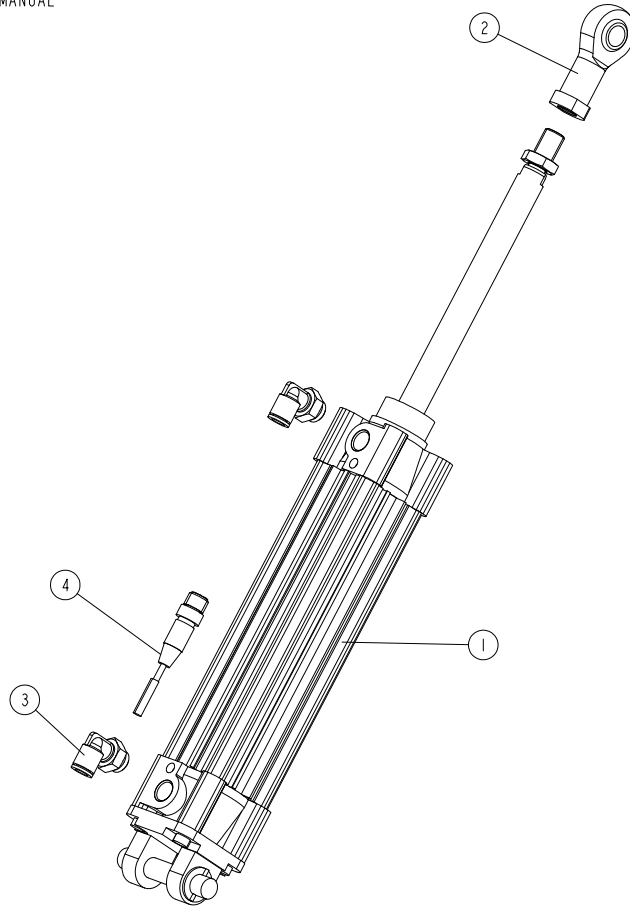
533005_001
533005_MANUAL

| REF. | DESCRIPTION (* indicates parts available in assemblies only) | PART # | QTY |
|------|--|----------|-----|
| - | CYLINDER ASSEMBLY, CHAIN BRIDGE | 533005 | 3 |
| 1 | CLEVIS, D5100 DOUBLE (SMC) | 528091 | 1 |
| 2 | CYLINDER, CP96SC100-25C | 533003 | 1 |
| 3 | FITTING, KQ12L-G04A MALE ELBOW | 533006 | 2 |
| 4 | ROCKER, AIR CYLINDER | 533007-1 | 1 |

| REF. | DESCRIPTION (* indicates parts available in assemblies only) | PART # | QTY | |
|------|--|-----------|-----|--|
| 5 | BOLT, M10X35 8.8 HEX HEAD FULL THREAD ZINC | F81003-17 | 4 | |
| 6 | WASHER, 10.5 FLAT ZINC | F81055-1 | 4 | |
| 7 | NUT, M10-8-B HEX NYLON ZINC LOCK | F81033-1 | 4 | |

3.17 Cylinder Assembly (532135)

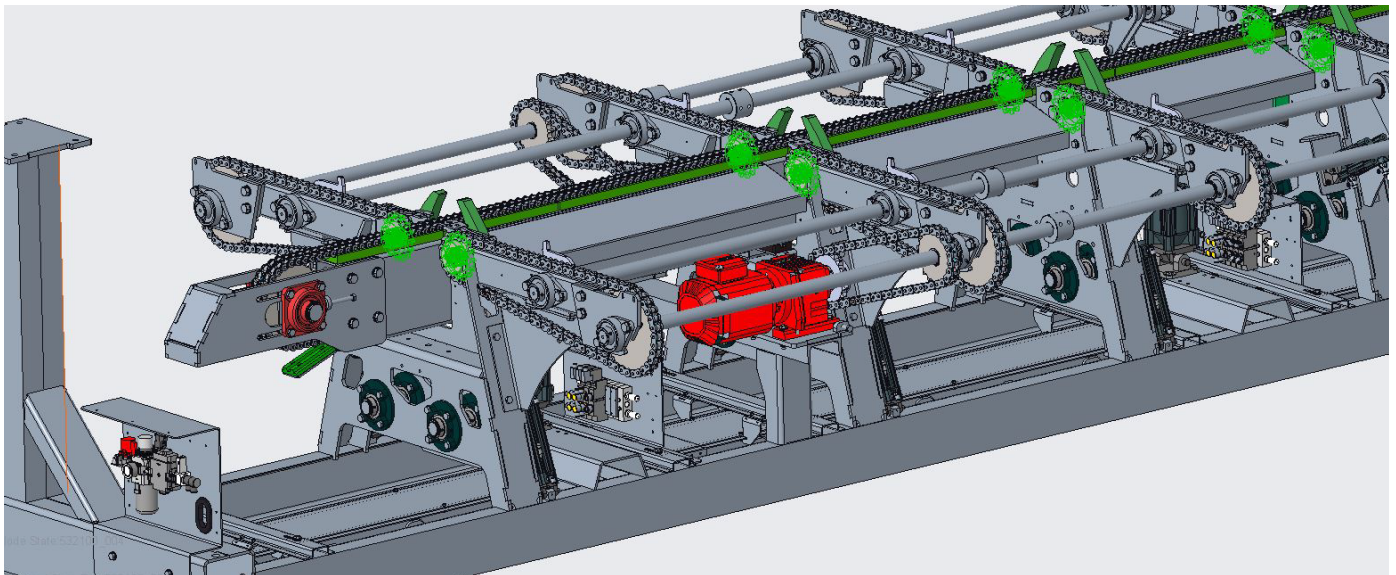
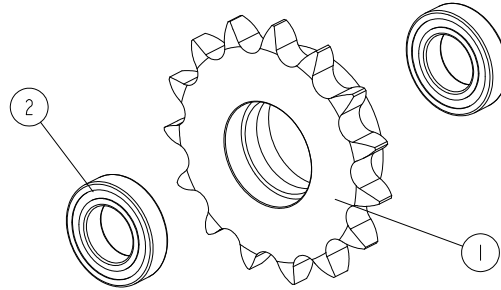
532135_001
532135_MANUAL



| REF. | DESCRIPTION (* indicates parts available in assemblies only) | PART # | QTY |
|------|--|--------|-----|
| - | CYLINDER ASSEMBLY, CP96SDD40-150C | 532135 | 12 |
| 1 | CYLINDER, CP96SDD40-150C (SMC) | 532132 | 1 |
| 2 | EYE, KJ12D SPHERICAL ROD (SMC) | 510373 | 1 |
| 3 | FITTING, KQ2L 08-G02A MALE ELBOW (SMC) | 532140 | 2 |
| 4 | SENSOR, D-M9PSDPC PROXIMITY | 533276 | 1 |

3.18 Sprocket Assembly (533060)

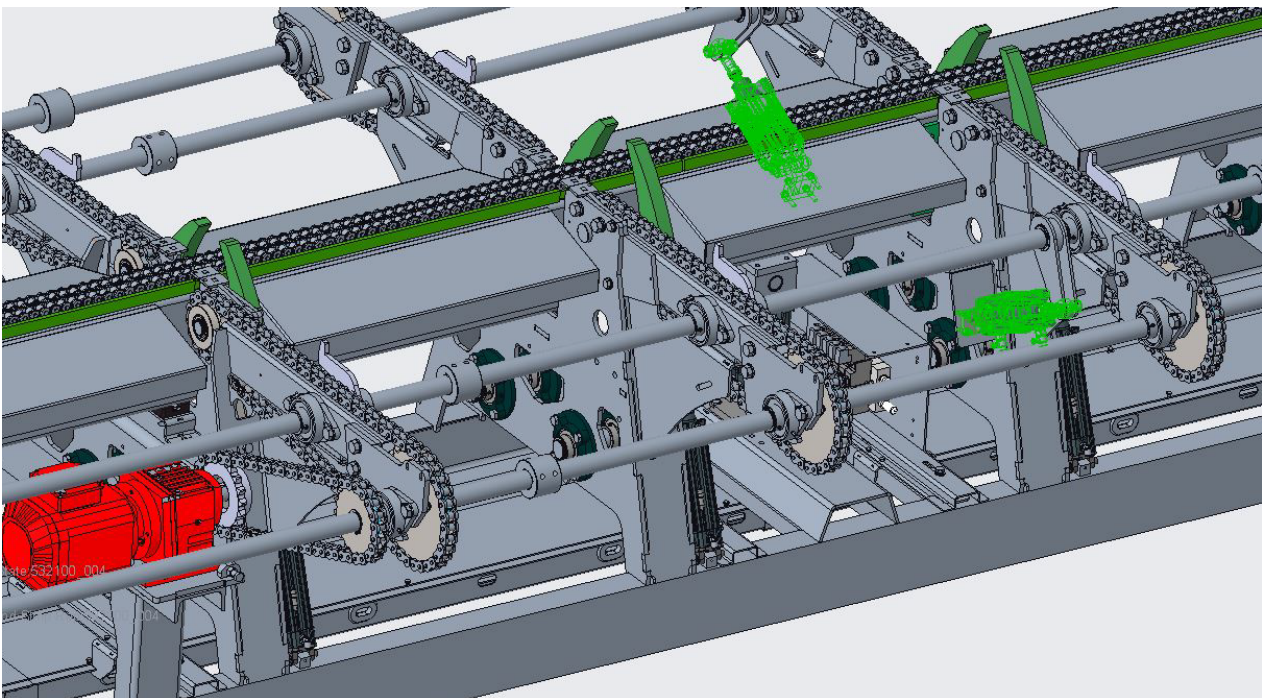
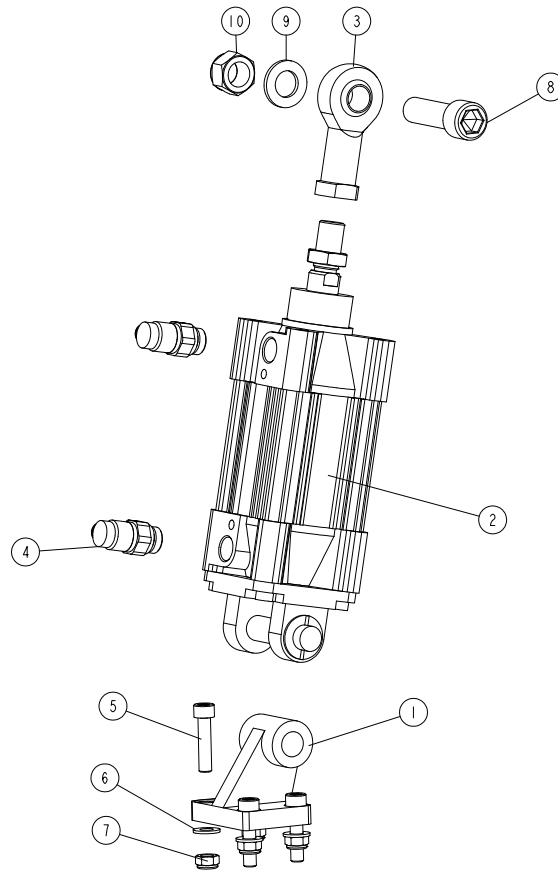
533060_001
533060_MANUAL



| REF. | DESCRIPTION (* indicates parts available in assemblies only) | PART # | QTY |
|------|--|--------|-----|
| - | SPROCKET ASSEMBLY | 533060 | 12 |
| 1 | SPROCKET, ASA 80 16A-1 Z15 | 533061 | 1 |
| 2 | BEARING, 6006 2RSR | 096191 | 2 |

3.19 Cylinder Assembly (532679)

532679_001
532679_MANUAL

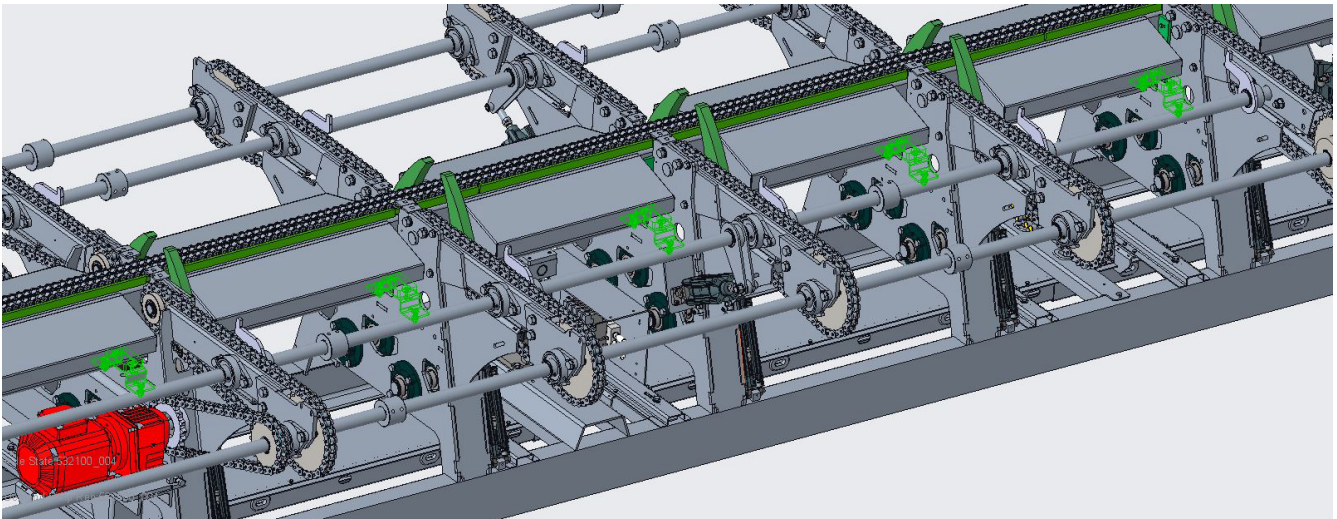
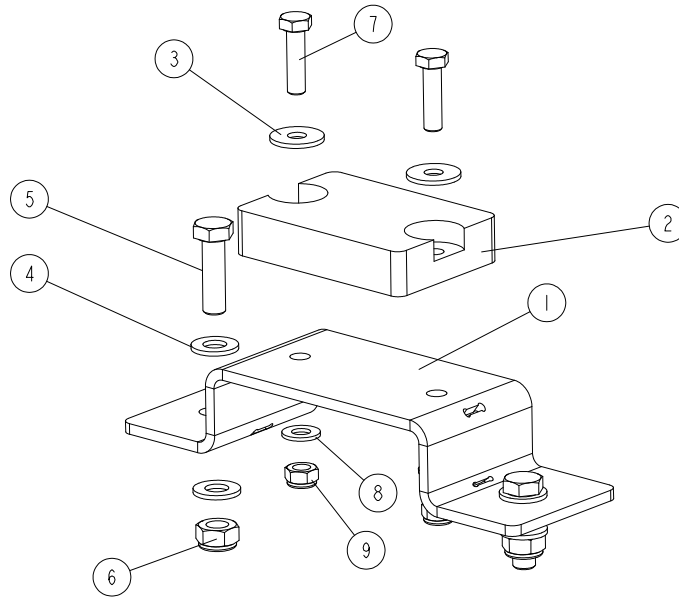


| REF. | DESCRIPTION (* indicates parts available in assemblies only) | PART # | QTY |
|------|--|--------|-----|
| - | CYLINDER ASSEMBLY, CP96SD63-40C - COMPLETE | 532679 | 2 |
| 1 | CLEVIS, E5063 ANGLED (SMC) | 532680 | 1 |

| REF. | DESCRIPTION (* indicates parts available in assemblies only) | PART # | QTY | |
|------|--|------------|-----|--|
| - | CYLINDER ASSEMBLY, CP96S D63-40C | 532678 | 1 | |
| 2 | CYLINDER, CP96S D63-40C (SMC) | 533262 | 1 | |
| 3 | EYE, KJ16D SPHERICAL ROD | 512296 | 1 | |
| 4 | CONTROLLER, AS3201F-G03-08A SPEED (SMC) | 532681 | 2 | |
| 5 | SCREW, ISO 4762 M8X35-8.8-A2E HEX SOCKET HEAD CAP | F81002-101 | 4 | |
| 6 | WASHER, 8.4 FLAT ZINC | F81054-1 | 4 | |
| 7 | NUT, M8-8-B HEX NYLON ZINC LOCK | F81032-2 | 4 | |
| 8 | SCREW, M16X55-8.8 HEX SOCKET HEAD CAP ZINC | F81006-18 | 1 | |
| 9 | WASHER, 17 SPLIT LOCK ZINC | F81058-1 | 1 | |
| 10 | NUT, M16-8 HEX NYLON ZINC LOCK | F81036-2 | 1 | |

3.20 Bumper Assembly (533012)

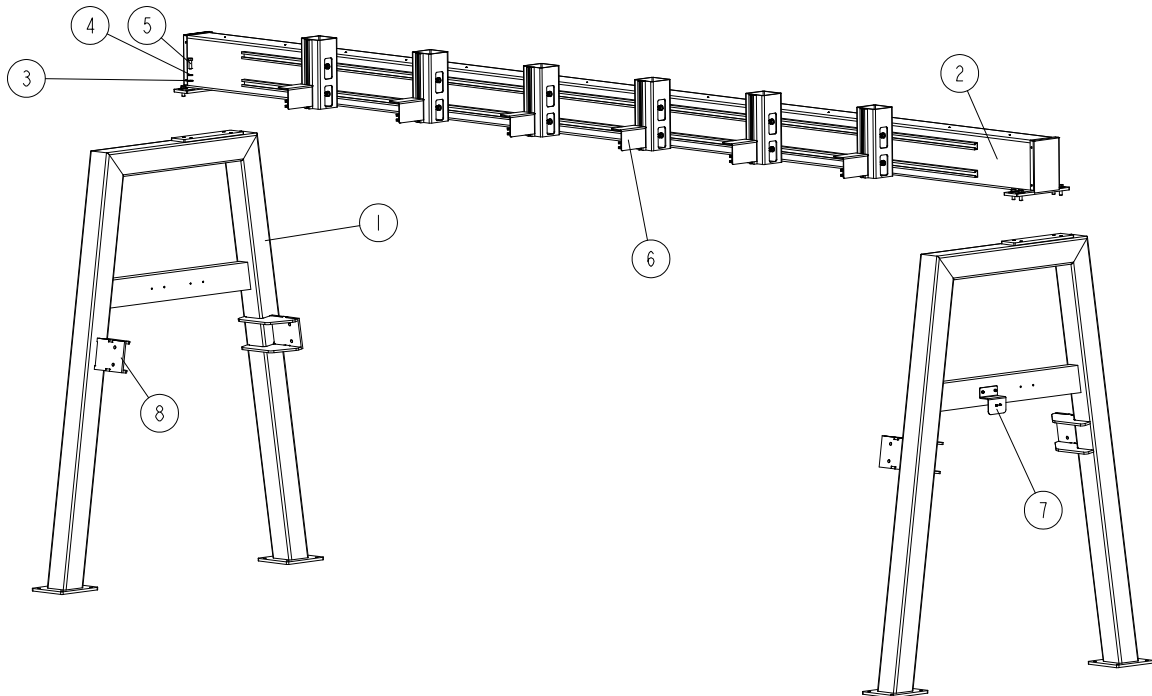
533012_001
533012_MANUAL



| REF. | DESCRIPTION (* indicates parts available in assemblies only) | PART # | QTY |
|------|--|-----------|-----|
| - | BUMPER ASSEMBLY | 533012 | 5 |
| 1 | PLATE, RUBBER BUMPER MOUNT | 533011-1 | 1 |
| 2 | BUMPER, GRENE 70 3201 0010 RUBBER | 094969 | 1 |
| 3 | WASHER, ISO 7093-1-8-200 HV-A2E. | F81054-11 | 2 |
| 4 | WASHER, 10.5 FLAT ZINC | F81055-1 | 4 |
| 5 | BOLT, M10X35 8.8 HEX HEAD FULL THREAD ZINC | F81003-17 | 2 |
| 6 | NUT, M10-8-B HEX NYLON ZINC LOCK | F81033-1 | 2 |
| 7 | BOLT, M8X30 8.8 HEX HEAD FULL THREAD ZINC | F81002-7 | 2 |
| 8 | WASHER, 8.4 FLAT ZINC | F81054-1 | 2 |
| 9 | NUT, M8-8-B HEX NYLON ZINC LOCK | F81032-2 | 2 |

3.21 Camera Mount Frame (533233)

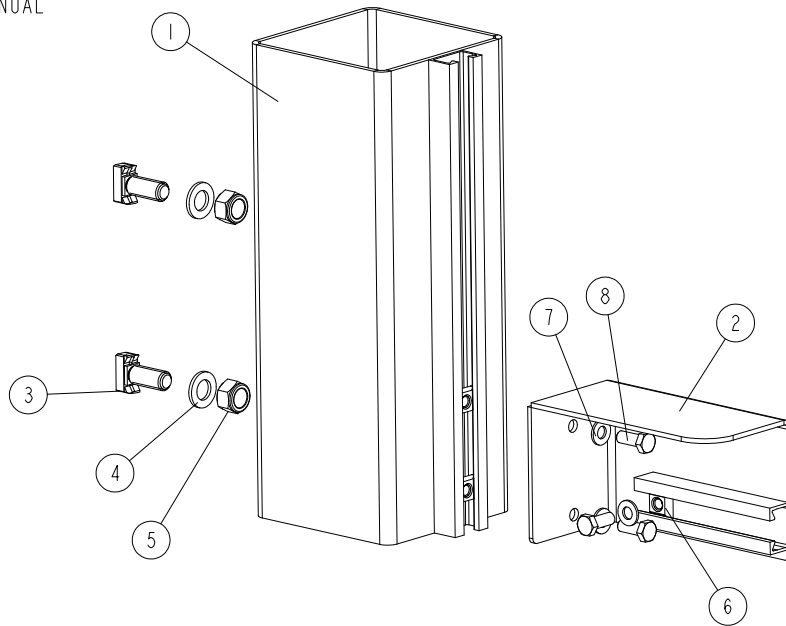
533233_001
533233_MANUAL



| REF. | DESCRIPTION (* indicates parts available in assemblies only) | PART # | QTY |
|------|--|----------|-----|
| - | FRAME, CAMERA MOUNT - COMPLETE | 533233 | 1 |
| 1 | A-FRAME, CAMERA BEAM SUPPORT | 533234-1 | 2 |
| 2 | BEAM WELDMENT, CAMERA MOUNT | 533238-1 | 1 |
| 3 | WASHER, 17 SPLIT LOCK ZINC | F81058-1 | 8 |
| 4 | WASHER, 16.3 SPLIT LOCK ZINC | F81058-2 | 8 |
| 5 | BOLT, M16X50-8.8 HEX HEAD FULL THREAD ZINC | F81006-7 | 8 |
| 6 | MOUNT ASSEMBLY, CAMERA See Section 3.22 | 533246 | 6 |
| 7 | SENSOR ASSEMBLY, DISTANCE See Section 3.23 | 533252 | 1 |
| 8 | BRACKET WELDMENT, TUBE | 533318 | 4 |

3.22 Camera Mount Assembly (533246)

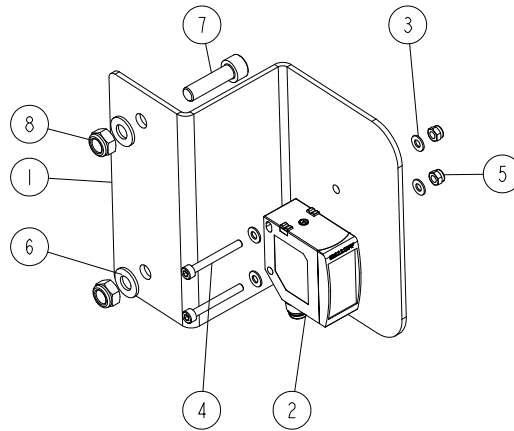
533246_001
533246_MANUAL



| REF. | DESCRIPTION (* indicates parts available in assemblies only) | PART # | QTY |
|------|--|-----------|-----|
| - | MOUNT ASSEMBLY, CAMERA | 533246 | 6 |
| 1 | TUBE WELDMENT, CAMERA ADJUSTMENT MAL. | 533242-1 | 1 |
| 2 | BRACKET WELDMENT, CAMERA MOUNT | 533244-1 | 1 |
| 3 | BOLT, HSR 40/22 M16X40 GV-S 8.8 T-HEAD | 533247 | 2 |
| 4 | WASHER, 17 SPLIT LOCK ZINC | F81058-1 | 2 |
| 5 | NUT, M16-8 HEX NYLON ZINC LOCK | F81036-2 | 2 |
| 6 | NUT, GWP 40/22 M10 GV | 533248 | 3 |
| 7 | WASHER, 10.5 FLAT ZINC | F81055-1 | 3 |
| 8 | BOLT, M10X25 8.8 HEX HEAD FULL THREAD ZINC | F81003-11 | 3 |

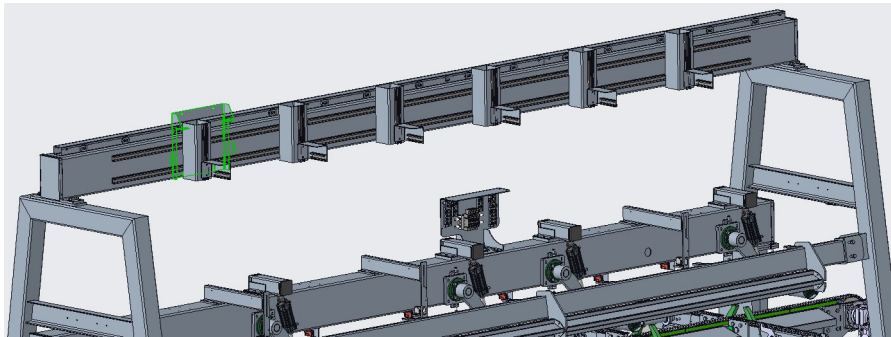
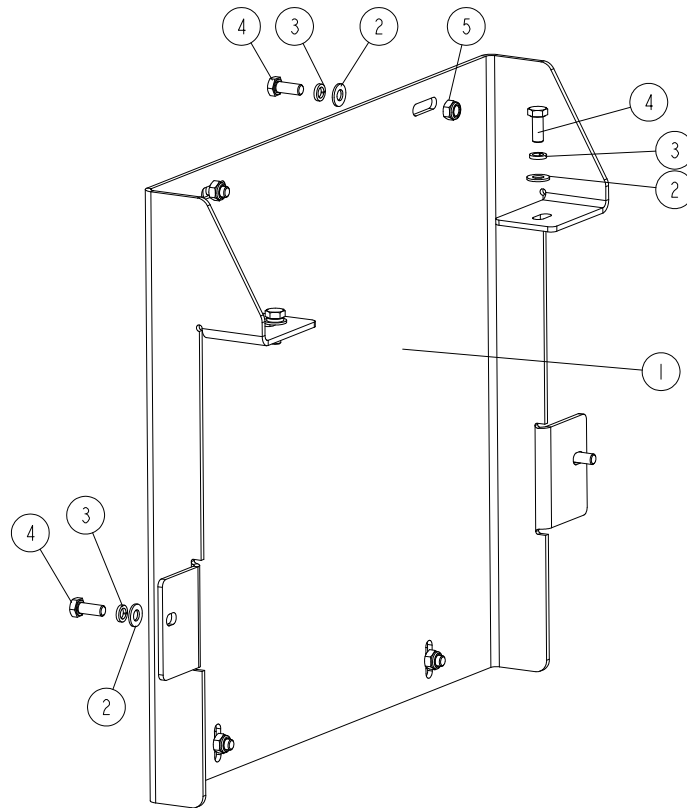
3.23 Distance Sensor Assembly (533252)

533252_001
533252_MANUAL



| REF. | DESCRIPTION (* indicates parts available in assemblies only) | PART # | QTY |
|------|--|-----------|-----|
| - | SENSOR ASSEMBLY, DISTANCE | 533252 | 1 |
| 1 | BRACKET, SENSOR MOUNT | 533251-1 | 1 |
| 2 | SENSOR, BOD 23K-LI01-S4 BALLUFF PHOTOELECTRIC DISTANCE | 532596 | 1 |
| 3 | WASHER, 4.3 FLAT ZINC | F81051-2 | 4 |
| 4 | SCREW, M4X35 8.8 HEX SOCKET HEAD CAP ZINC | F81011-34 | 2 |
| 5 | NUT, M4-8 HEX NYLON ZINC LOCK | F81029-1 | 2 |
| 6 | WASHER, 8.4 FLAT ZINC | F81054-1 | 2 |
| 7 | SCREW, M8X30-8.8 HEX SOCKET HEAD CAP ZINC | F81002-31 | 2 |
| 8 | NUT, M8-8-B HEX NYLON ZINC LOCK | F81032-2 | 2 |

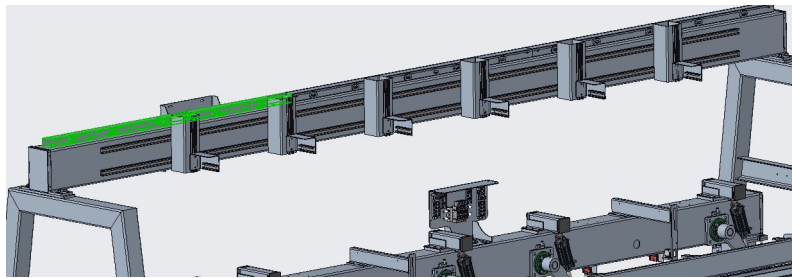
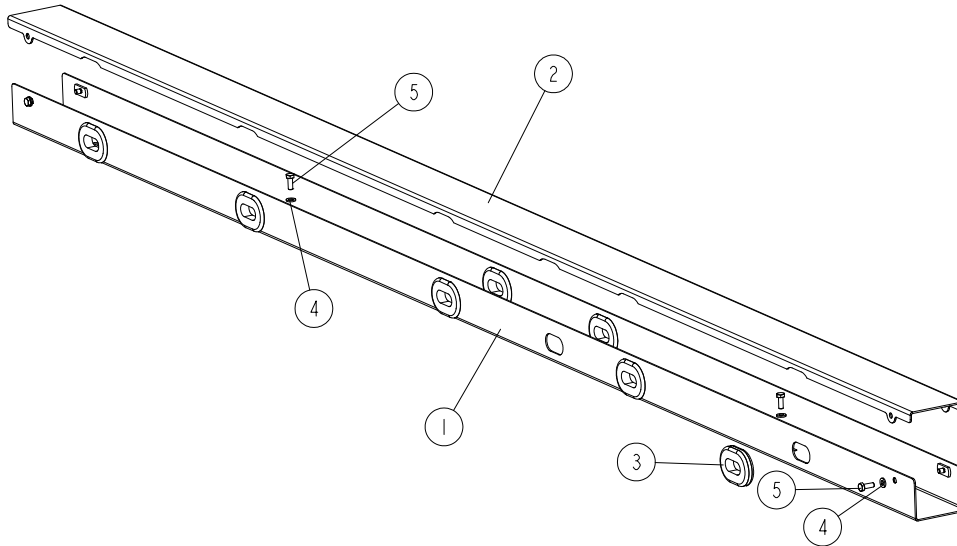
3.24 Scanner Electric Box Mount (533330)

533330_001
533330_MANUAL

| REF. | DESCRIPTION (* indicates parts available in assemblies only) | PART # | QTY |
|------|--|----------|-----|
| - | PLATE, SCANNING SYSTEM ELECTRIC BOX MOUNT - COMPLETE | 533330 | 1 |
| 1 | PLATE, ELECTRIC BOX MOUNT | 533329-1 | 1 |
| 2 | WASHER, 8.4 FLAT ZINC | F81054-1 | 8 |
| 3 | WASHER, 8.2 SPLIT LOCK ZINC | F81054-4 | 8 |
| 4 | BOLT, M8X20 8.8 HEX HEAD FULL THREAD ZINC | F81002-4 | 8 |
| 5 | NUT, M8-8-B HEX NYLON ZINC LOCK | F81032-2 | 4 |

3.25 Cable Duct (533327)

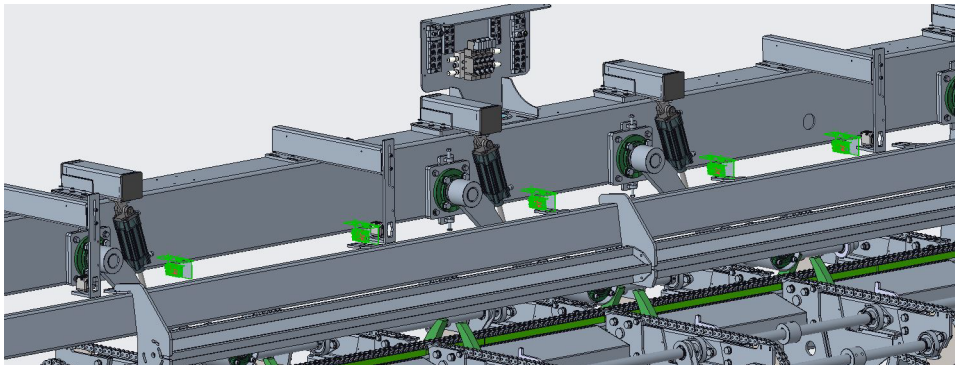
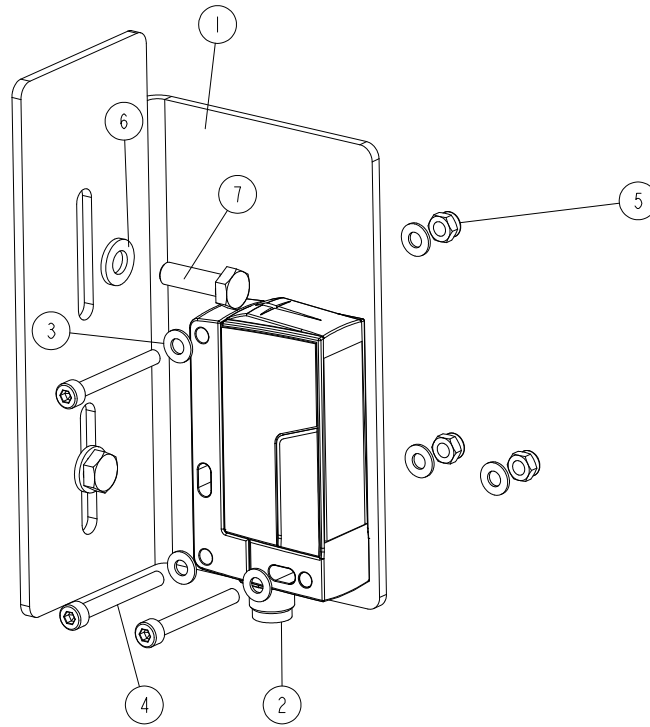
533327_001
533327_MANUAL



| REF. | DESCRIPTION (* indicates parts available in assemblies only) | PART # | QTY |
|------|--|-----------|-----|
| - | DUCT, CABLE - COMPLETE | 533327 | 3 |
| 1 | CHANNEL WELDMENT, CABLE DUCT | 533328-1 | 1 |
| 2 | COVER, CABLE DUCT | 533326-1 | 1 |
| 3 | GROMMET, 1 X 1 3/4 OVAL RUBBER | 085613 | 7 |
| 4 | WASHER, 6.4 FLAT ZINC | F81053-1 | 6 |
| 5 | BOLT, M6X16-8.8 HEX HEAD FULL THREAD ZINC | F81001-15 | 6 |

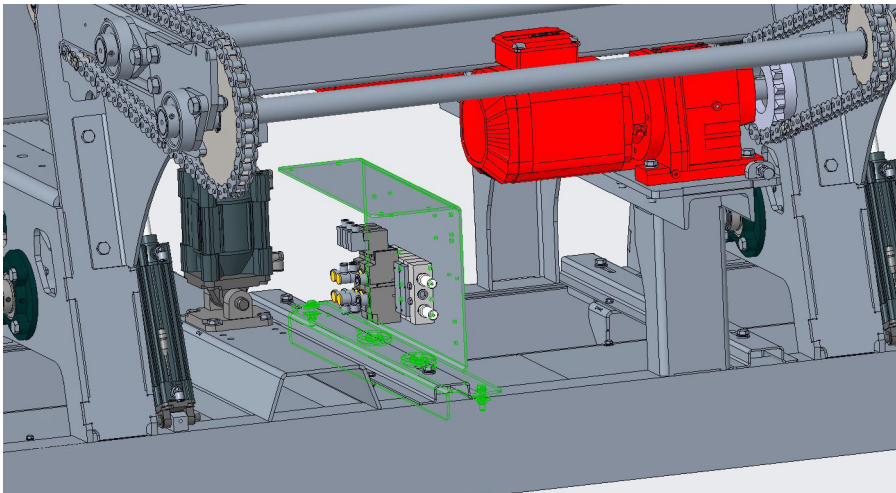
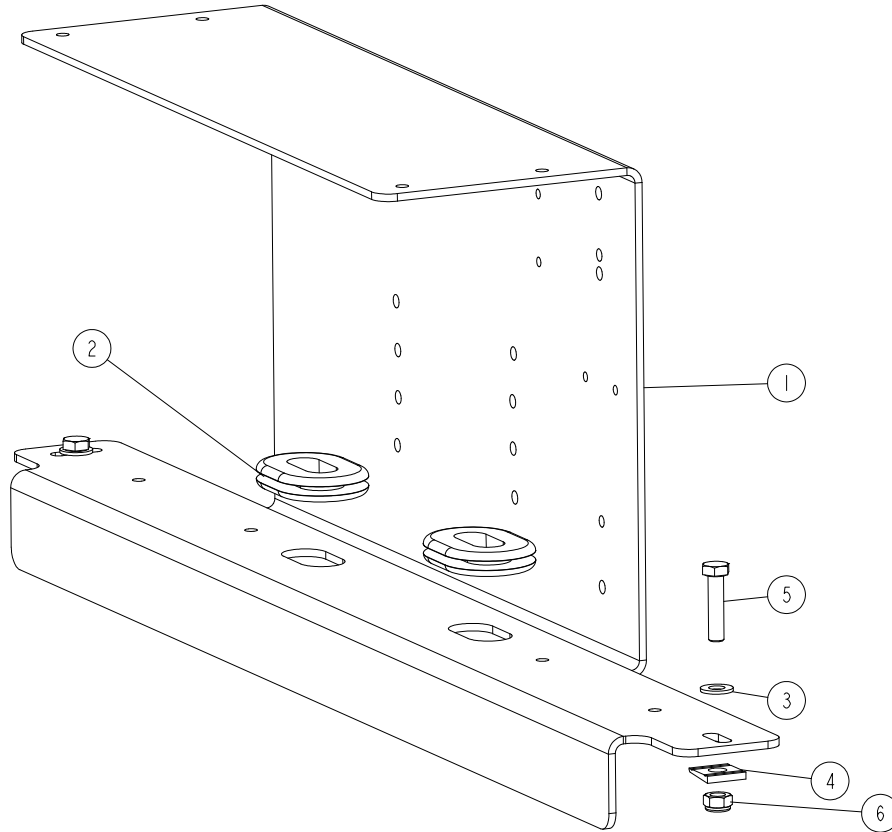
3.26 Optical Sensor Assembly (533229)

533229_001
533229_MANUAL



| REF. | DESCRIPTION (* indicates parts available in assemblies only) | PART # | QTY |
|------|--|-----------|-----|
| - | SENSOR ASSEMBLY, DIFFUSE W/BACKGROUND SUPPRESSION | 533229 | 6 |
| 1 | BRACKET, OPTICAL SENSOR MOUNT | 533228-1 | 1 |
| 2 | SENSOR, LEUZE HT46CI.E/4P-M12 DIFFUSE W/BACKGROUND SUPPRESSION | 530462 | 1 |
| 3 | WASHER, 4.3 FLAT ZINC | F81051-2 | 6 |
| 4 | SCREW, M4X35 8.8 HEX SOCKET HEAD CAP ZINC | F81011-34 | 3 |
| 5 | NUT, M4-8 HEX NYLON ZINC LOCK | F81029-1 | 3 |
| 6 | WASHER, 6.4 FLAT ZINC | F81053-1 | 2 |
| 7 | BOLT, M6X20 8.8 HEX HEAD FULL THREAD ZINC | F81001-2 | 2 |

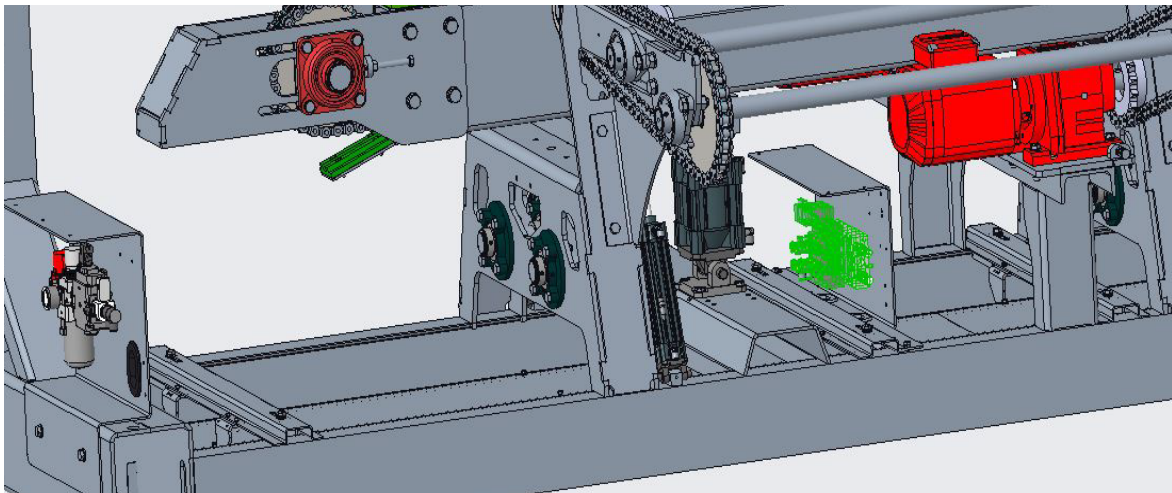
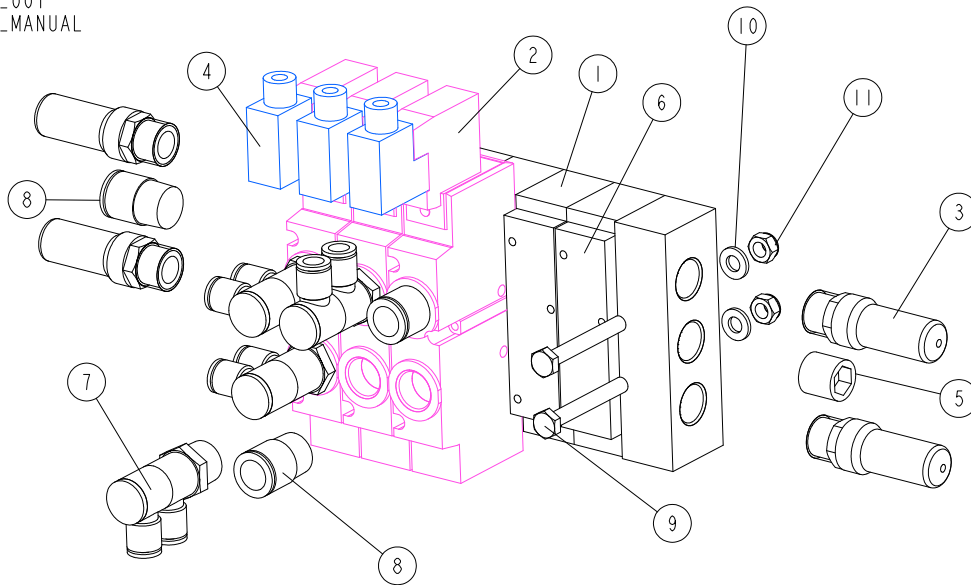
3.27 Lower Valve Mount Bracket (533279)

533279_001
533279_MANUAL

| REF. | DESCRIPTION (* indicates parts available in assemblies only) | PART # | QTY |
|------|--|-----------|-----|
| - | BRACKET ASSEMBLY, LOWER VALVE MOUNT | 533279 | 3 |
| 1 | BRACKET, LOWER SOLENOID VALVE MOUNT | 533250-1 | 1 |
| 2 | GROMMET, 1 X 1 3/4 OVAL RUBBER | 085613 | 2 |
| 3 | WASHER, 8.4 FLAT ZINC | F81054-1 | 2 |
| 4 | WASHER, 9.5 SQUARE TAPER ZINC | F81055-17 | 2 |
| 5 | BOLT, M8X35-8.8 HEX HEAD FULL THREAD ZINC | F81002-13 | 2 |
| 6 | NUT, M8-8-B HEX NYLON ZINC LOCK | F81032-2 | 2 |

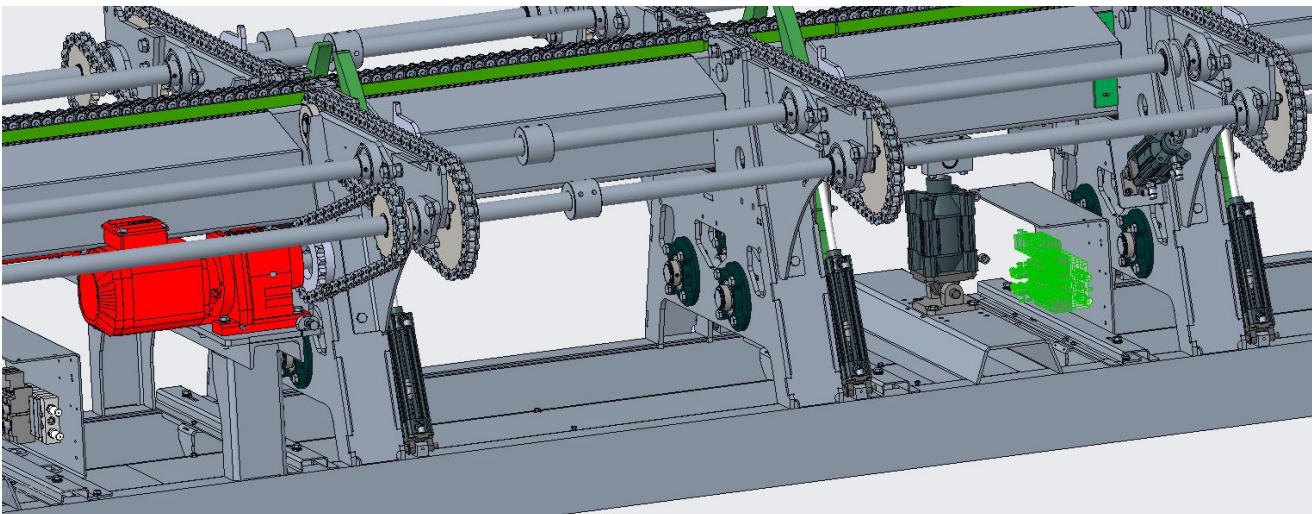
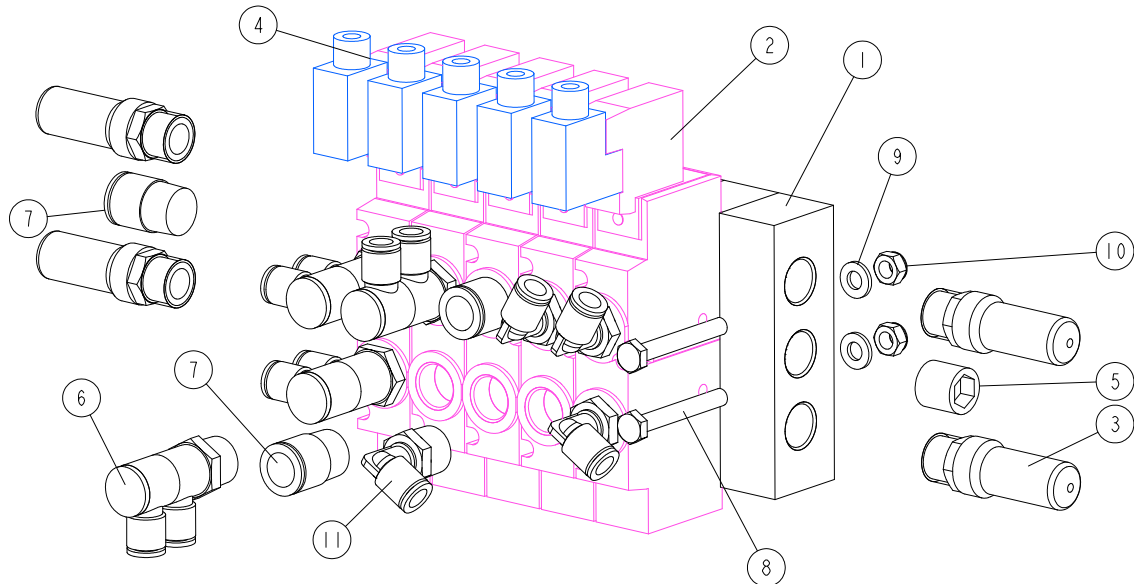
3.28 3-Position Valve Block (533265)

533265_001
533265_MANUAL



| REF. | DESCRIPTION (* indicates parts available in assemblies only) | PART # | QTY |
|------|--|----------|-----|
| - | BLOCK, 3-POSITION VALVE | 533265 | 1 |
| 1 | MANIFOLD, SS5Y9-23-05-00F-Q /SMC/ | 533264 | 1 |
| 2 | VALVE, 5/2-3/8" SY9120-5YO-03F-Q SOLENOID | 531836 | 3 |
| 3 | SILENCER, R3/8-AN30-03 | 515598 | 4 |
| 4 | CONNECTOR, DIN K43 /SMC/ | 533266 | 3 |
| 5 | PLUG, BS38A SMC HOLE | 533267 | 1 |
| 6 | PLATE, SY9000-26-1A-Q /SMC/ BLANKING | 533268 | 2 |
| 7 | FITTING, KQ2VD 08-03 AS MALE ELBOW | 533269 | 4 |
| 8 | FITTING, KQ2S12-03AS MALE | 533270 | 3 |
| 9 | BOLT, M6X45-8.8 HEX HEAD ZINC | F81001-6 | 4 |
| 10 | WASHER, 6.4 FLAT ZINC | F81053-1 | 4 |
| 11 | NUT, M6-8-B HEX NYLON ZINC LOCK | F81031-2 | 4 |

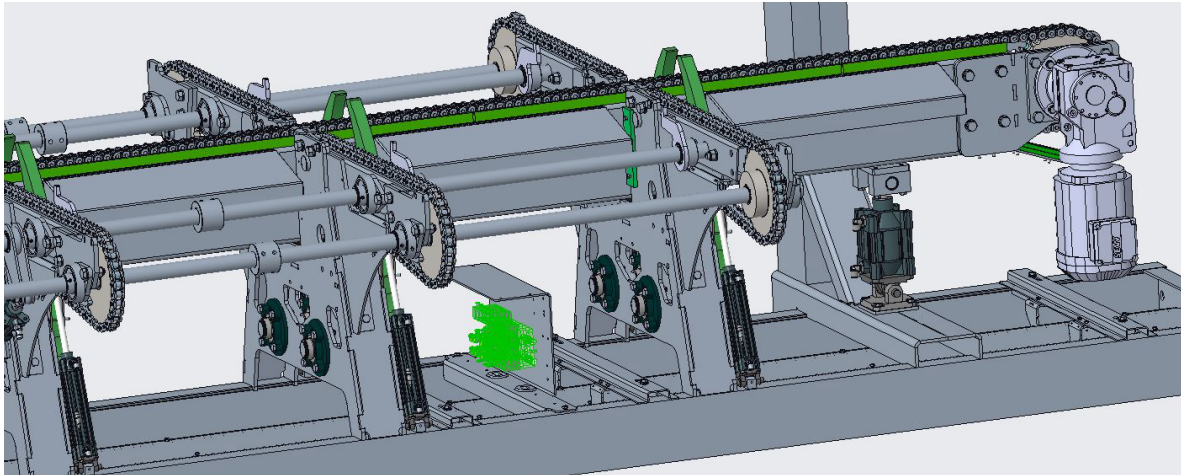
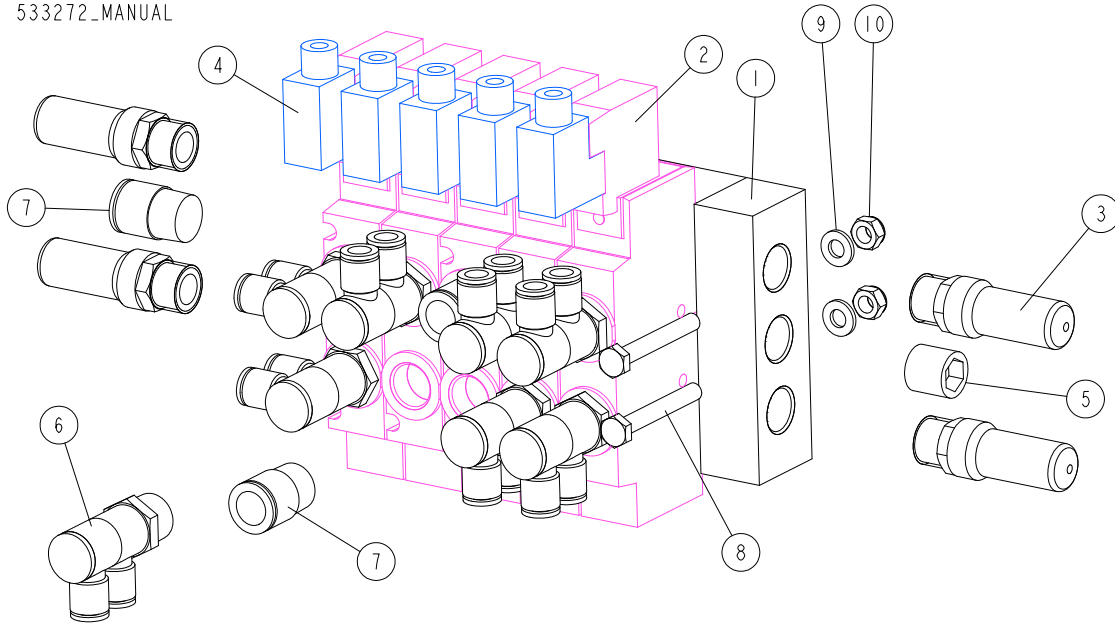
3.29 5-Position Valve Block (533271)

533271_001
533271_MANUAL

| REF. | DESCRIPTION (* indicates parts available in assemblies only) | PART # | QTY |
|------|--|----------|-----|
| - | BLOCK, 5-POSITION VALVE | 533271 | 1 |
| 1 | MANIFOLD, SS5Y9-23-05-00F-Q /SMC/ | 533264 | 1 |
| 2 | VALVE, 5/2-3/8" SY9120-5YO-03F-Q SOLENOID | 531836 | 3 |
| 3 | SILENCER, R3/8-AN30-03 | 515598 | 4 |
| 4 | CONNECTOR, DIN K43 /SMC/ | 533266 | 3 |
| 5 | PLUG, BS38A SMC HOLE | 533267 | 1 |
| 6 | PLATE, SY9000-26-1A-Q /SMC/ BLANKING | 533268 | 2 |
| 7 | FITTING, KQ2VD 08-03 AS MALE ELBOW | 533269 | 4 |
| 8 | FITTING, KQ2S12-03AS MALE | 533270 | 3 |
| 9 | BOLT, M6X45-8.8 HEX HEAD ZINC | F81001-6 | 4 |
| 10 | WASHER, 6.4 FLAT ZINC | F81053-1 | 4 |
| 11 | NUT, M6-8-B HEX NYLON ZINC LOCK | F81031-2 | 4 |

3.30 5-Position Valve Block (533272)

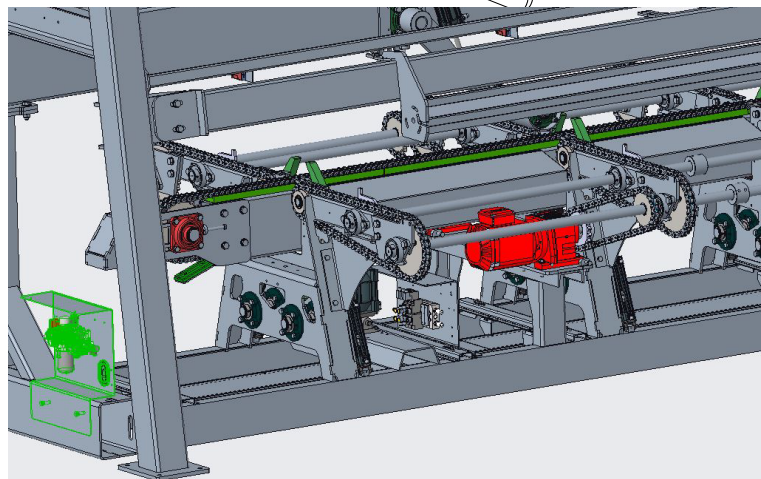
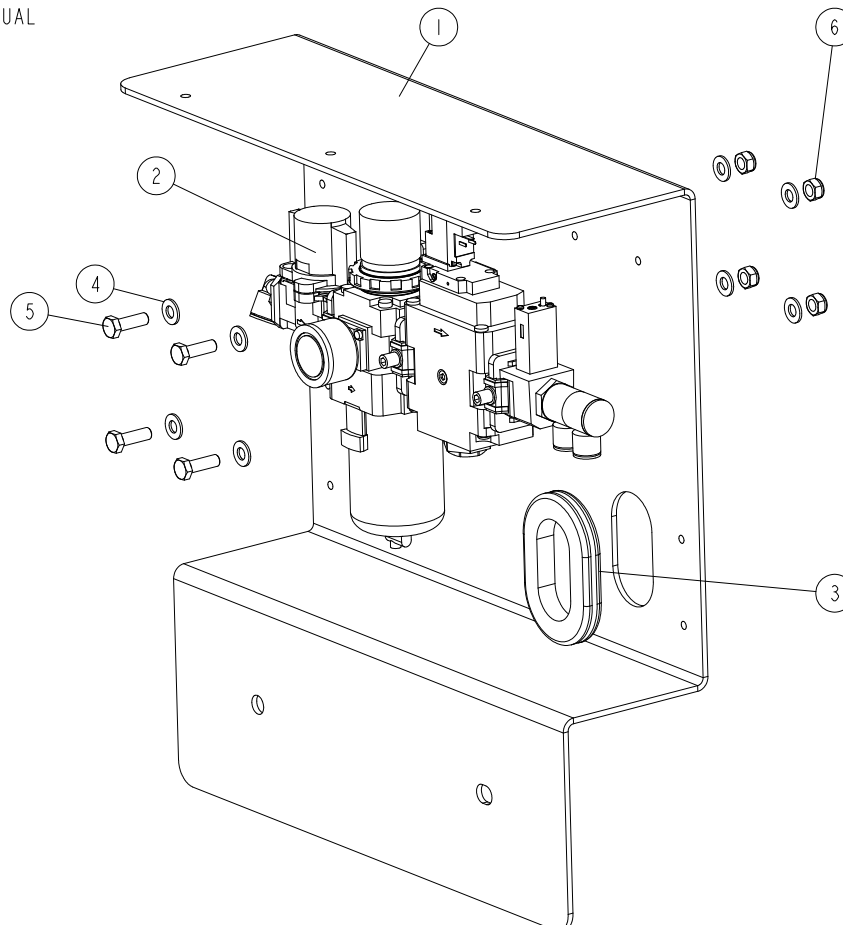
533272_001
533272_MANUAL



| REF. | DESCRIPTION (* indicates parts available in assemblies only) | PART # | QTY |
|------|--|----------|-----|
| - | BLOCK, 5-POSITION VALVE | 533272 | 1 |
| 1 | MANIFOLD, SS5Y9-23-05-00F-Q /SMC/ | 533264 | 1 |
| 2 | VALVE, 5/2-3/8" SY9120-5YO-03F-Q SOLENOID | 531836 | 5 |
| 3 | SILENCER, R3/8-AN30-03 | 515598 | 4 |
| 4 | CONNECTOR, DIN K43 /SMC/ | 533266 | 5 |
| 5 | PLUG, BS38A SMC HOLE | 533267 | 1 |
| 6 | FITTING, KQ2VD 08-03 AS MALE ELBOW | 533269 | 8 |
| 7 | FITTING, KQ2S12-03AS MALE | 533270 | 3 |
| 8 | BOLT, M6X45-8.8 HEX HEAD ZINC | F81001-6 | 4 |
| 9 | WASHER, 6.4 FLAT ZINC | F81053-1 | 4 |
| 10 | NUT, M6-8-B HEX NYLON ZINC LOCK | F81031-2 | 4 |

3.31 Air Supply Assembly w/Mount Plate (533291)

533291_001
533291_MANUAL

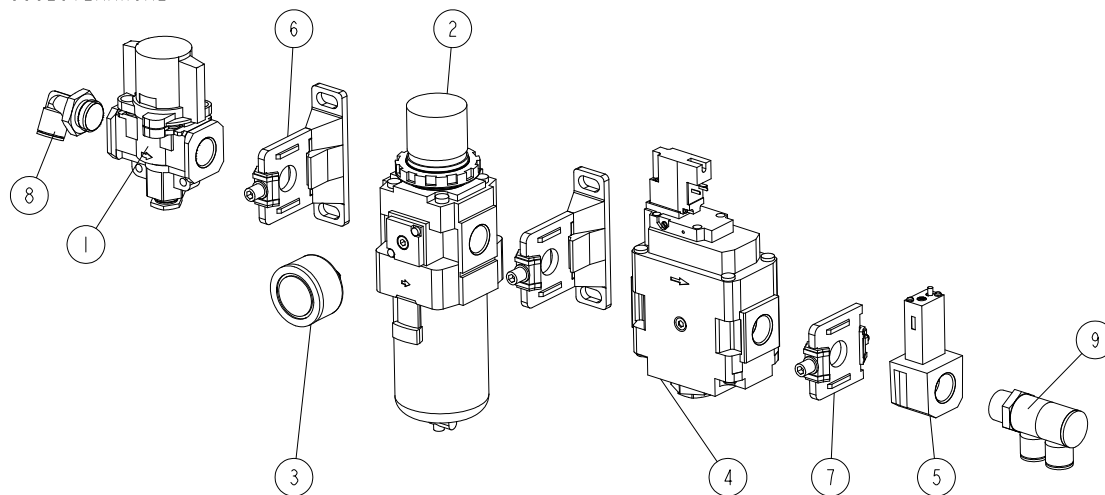


| REF. | DESCRIPTION (* indicates parts available in assemblies only) | PART # | QTY |
|------|--|----------|-----|
| - | AIR SUPPLY ASSEMBLY W/MOUNT PLATE | 533291 | 1 |
| 1 | PLATE, AIR SUPPLY MOUNT | 533290-1 | 1 |
| 2 | AIR SUPPLY ASSEMBLY See Section 3.32 | 533287 | 1 |
| 3 | GROMMET, RUBBER | 089532 | 1 |
| 4 | WASHER, 8.4 FLAT ZINC | F81054-1 | 8 |
| 5 | BOLT, M8X25-8.8-B HEX HEAD FULL THREAD ZINC | F81002-5 | 4 |

| REF. | DESCRIPTION (* indicates parts available in assemblies only) | PART # | QTY | |
|------|--|-----------|-----|--|
| 6 | NUT, M8-8-B HEX NYLON ZINC LOCK | F81032-2 | 4 | |
| 7 | WASHER, 13 FLAT ZINC | F81056-1 | 4 | |
| 8 | BOLT, M12X35 8.8 HEX HEAD FULL THREAD ZINC | F81004-24 | 2 | |
| 9 | NUT, M12 8 HEX NYLON ZINC LOCK | F81034-2 | 2 | |

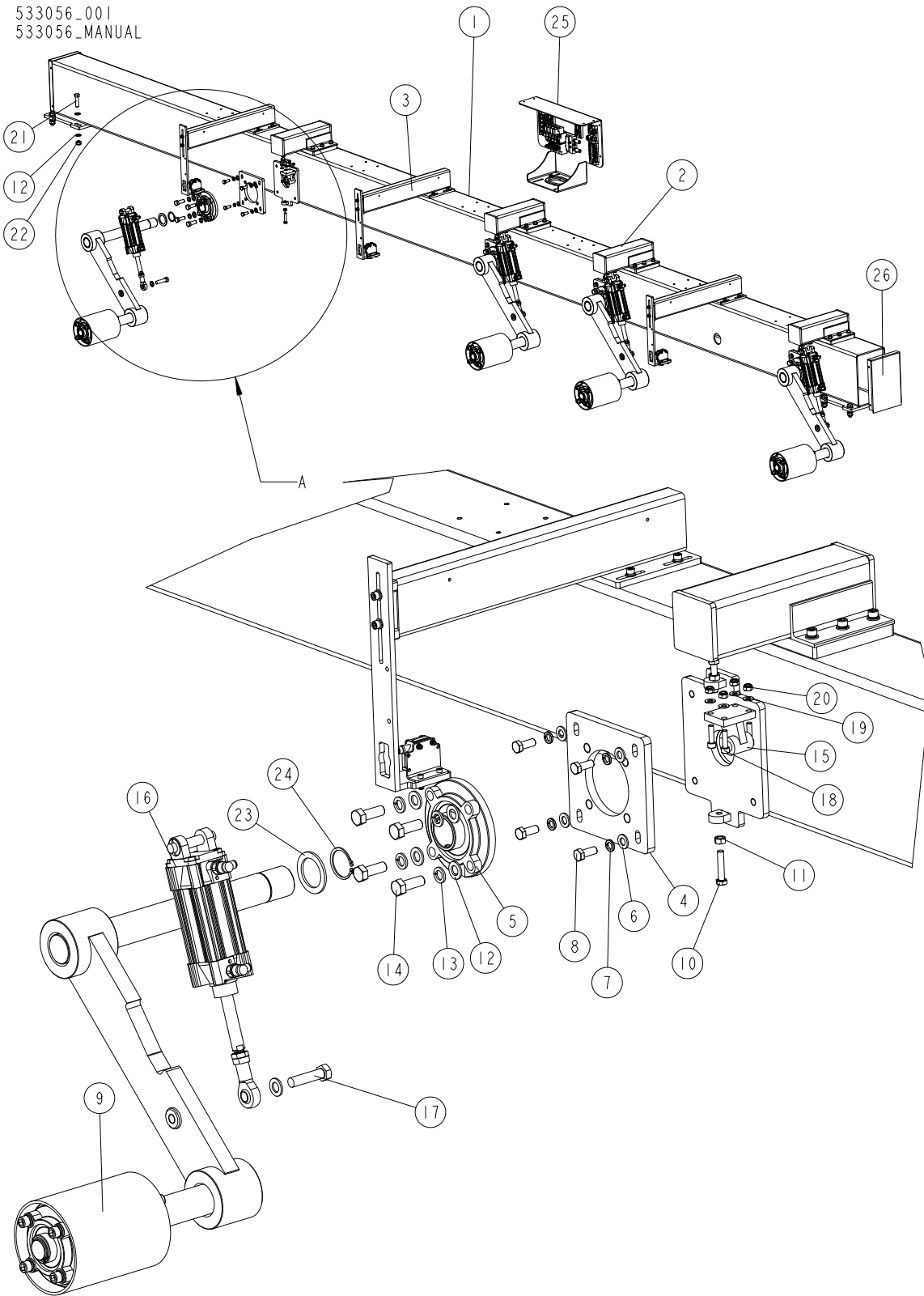
3.32 Air Supply Assembly (533287)

533287_001
533287_MANUAL



| REF. | DESCRIPTION (* indicates parts available in assemblies only) | PART # | QTY |
|------|--|--------|-----|
| - | AIR SUPPLY ASSEMBLY | 533287 | 1 |
| 1 | VALVE, 3/2 VHS40-F04B-S HAND RELIEF | 533280 | 1 |
| 2 | REGULATOR, AW40-F04H-B FILTER (SMC) | 533281 | 1 |
| 3 | GAUGE, R1/8" G46-10-01-L PRESSURE (SMC) | 533282 | 1 |
| 4 | VALVE, AV4000-F04S-5YOB-A SOFT START (SMC) | 533283 | 1 |
| 5 | SWITCH, IS10E-40F04-6L-A PRESSURE (SMC) | 533286 | 1 |
| 6 | SPACER, Y400T-A W/BACKET (SMC) | 533284 | 2 |
| 7 | SPACER, Y400-A | 533285 | 1 |
| 8 | FITTING, 1/2" FI=12 KQ2L12-G04A MALE ELBOW (SMC) | 533288 | 1 |
| 9 | FITTING, 1/2" FI=12 KQ2VD12-04A DOUBLE MALE | 533289 | 1 |

3.33 Hold-Down Arm Mount Beam (533056)

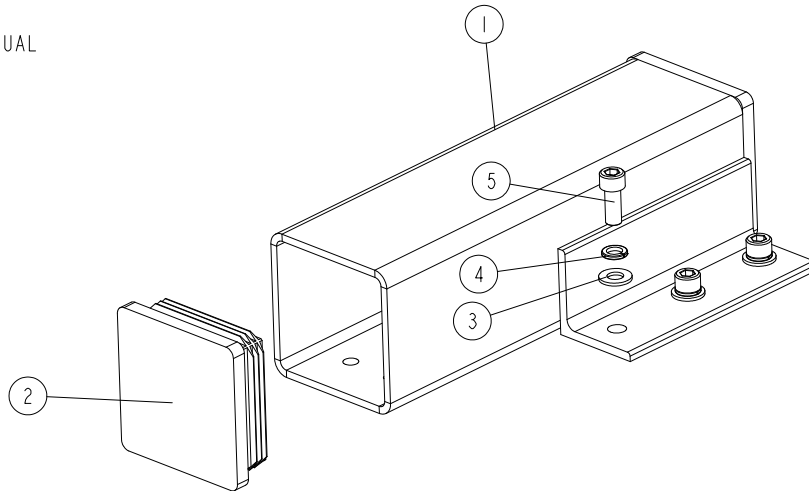


| REF. | DESCRIPTION (* indicates parts available in assemblies only) | PART # | QTY |
|------|--|--------|-----|
| - | BEAM, HOLD-DOWN ARM MOUNT - COMPLETE | 533056 | 1 |

| REF. | DESCRIPTION (* indicates parts available in assemblies only) | PART # | QTY |
|------|---|-----------|-----|
| 1 | BEAM WELDMENT, HOLD-DOWN ARM MOUNT | 533057-1 | 1 |
| 2 | BRACKET, UPPER CYLINDER MOUNT - COMPLETE See Section 3.34 | 533020 | 4 |
| 3 | ARM, BOARD SENSOR MOUNT - COMPLETE See Section 3.35 | 533029 | 3 |
| 4 | PLATE, MOUNT | 533014-1 | 8 |
| 5 | BEARING, UCFC 210 W/HOUSING | 533032 | 8 |
| 6 | WASHER, 13 FLAT ZINC | F81056-1 | 32 |
| 7 | WASHER, Z12.2 SPLIT LOCK ZINC | F81056-2 | 32 |
| 8 | BOLT, M12X30 8.8 HEX HEAD FULL THREAD ZINC | F81004-22 | 32 |
| 9 | ARM, HOLD-DOWN See Section 3.36 | 533043 | 4 |
| 10 | BOLT, M10X50-8.8 HEX HEAD FULL THREAD ZINC | F81003-4 | 16 |
| 11 | NUT, M10 8 HEX ZINC | F81033-3 | 16 |
| 12 | WASHER, 17 SPLIT LOCK ZINC | F81058-1 | 52 |
| 13 | WASHER, 16.3 SPLIT LOCK ZINC | F81058-2 | 31 |
| 14 | BOLT, M16X45-8.8 HEX HEAD FULL THREAD ZINC | F81006-46 | 30 |
| 15 | BRACKET, E5063 CLEVIS PIVOT /SMC/ | 532680 | 4 |
| 16 | CYLINDER ASSEMBLY, HOLD-DOWN ARM See Section 3.40 | 533046 | 4 |
| 17 | BOLT, M16X65-8.8-B HEX HEAD FULL THREAD ZINC | F81006-1 | 4 |
| 18 | SCREW, M8X30-8.8 HEX SOCKET HEAD CAP ZINC | F81002-31 | 16 |
| 19 | WASHER, 8.4 FLAT ZINC | F81054-1 | 16 |
| 20 | NUT, M8-8-B HEX NYLON ZINC LOCK | F81032-2 | 16 |
| 21 | BOLT, M16X60-8.8 HEX HEAD FULL THREAD ZINC | F81006-12 | 8 |
| 22 | NUT, M16-8 HEX NYLON ZINC LOCK | F81036-2 | 8 |
| 23 | WASHER | 533263-1 | 4 |
| 24 | RING, Z50 OUTSIDE RETAINING | F81090-28 | 4 |
| 25 | BLOCK, VALVE - COMPLETE See Section 3.38 | 533278 | 1 |
| 26 | CAP, 300X200 TUBE END | 533311-1 | 2 |

3.34 Upper Cylinder Mount Bracket (533020)

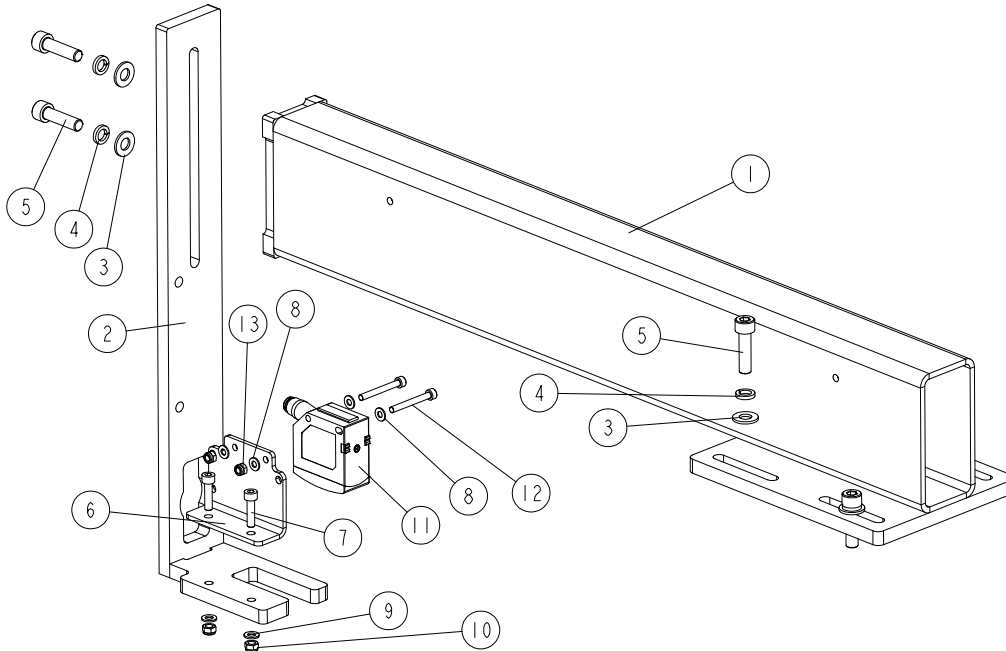
533020_001
533020_MANUAL



| REF. | DESCRIPTION (* indicates parts available in assemblies only) | PART # | QTY |
|------|--|-----------|-----|
| - | BRACKET, UPPER CYLINDER MOUNT - COMPLETE | 533020 | 4 |
| 1 | BRACKET WELDMENT, UPPER CYLINDER MOUNT | 533019-1 | 1 |
| 2 | CAP, 100X100 #199200 SQUARE TUBE END | 090694 | 2 |
| 3 | WASHER, 10.5 FLAT ZINC | F81055-1 | 6 |
| 4 | WASHER, Z 10.2 SPLIT LOCK ZINC | F81055-2 | 6 |
| 5 | SCREW, M10X25 8.8 HEX SOCKET HEAD CAP ZINC | F81003-32 | 6 |

3.35 Board Sensor Mount Arm (533029)

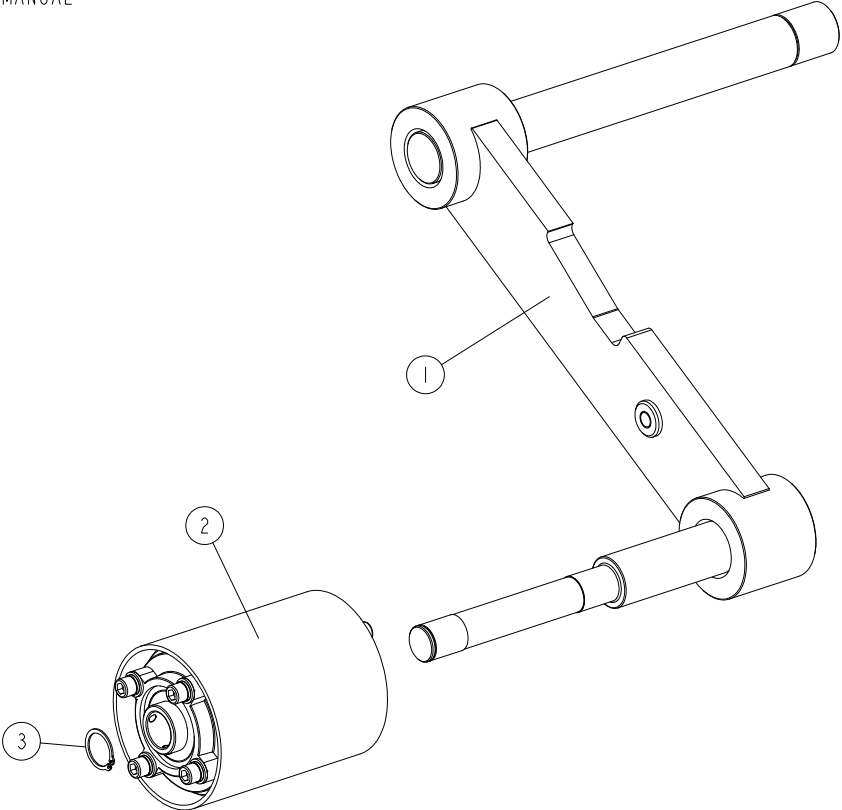
533029_001
533029_MANUAL



| REF. | DESCRIPTION (* indicates parts available in assemblies only) | PART # | QTY |
|------|--|-----------|-----|
| - | ARM, BOARD SENSOR MOUNT - COMPLETE | 533029 | 3 |
| 1 | TUBE WELDMENT, SENSOR MOUNT ARM | 533030-1 | 1 |
| 2 | BRACKET, SENSOR MOUNT ARM | 533027-1 | 1 |
| 3 | WASHER, 8.4 FLAT ZINC | F81054-1 | 6 |
| 4 | WASHER, 8.2 SPLIT LOCK ZINC | F81054-4 | 6 |
| 5 | SCREW, M8X30-8.8 HEX SOCKET HEAD CAP ZINC | F81002-31 | 6 |
| 6 | PLATE, OPTICAL SENSOR MOUNT | 533227-1 | 1 |
| 7 | SCREW, M5X20 8.8 HEX SOCKET HEAD CAP ZINC | F81000-72 | 2 |
| 8 | WASHER, 4.3 FLAT ZINC | F81051-2 | 4 |
| 9 | WASHER, 5.3 FLAT ZINC | F81052-1 | 2 |
| 10 | NUT, M5-8 DIN985 HEX NYLON ZINC LOCK | F81030-2 | 2 |
| 11 | SENSOR, BOD 23K-LI01-S4 BALLUFF PHOTOELECTRIC DISTANCE | 532596 | 1 |
| 12 | SCREW, M4X35 8.8 HEX SOCKET HEAD CAP ZINC | F81011-34 | 2 |
| 13 | NUT, M4-8 HEX NYLON ZINC LOCK | F81029-1 | 2 |

3.36 Hold-Down Arm (533043)

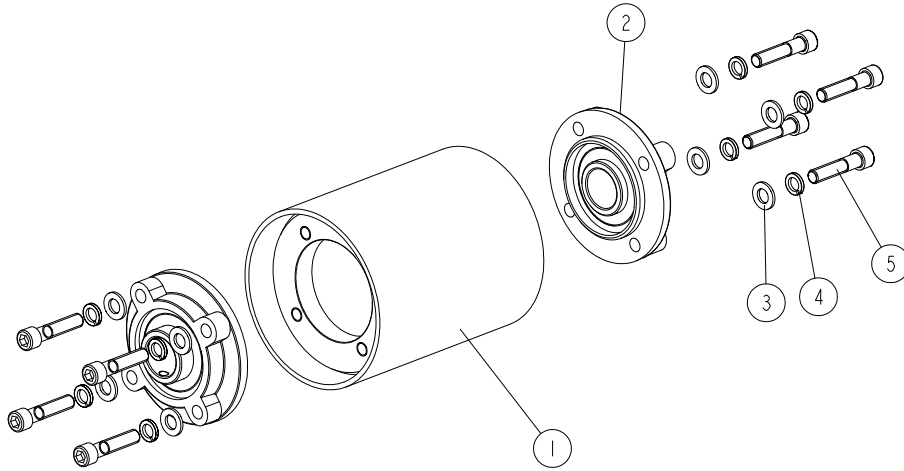
533043_001
533043_MANUAL



| REF. | DESCRIPTION (* indicates parts available in assemblies only) | PART # | QTY | |
|------|--|-----------|-----|--|
| - | ARM, HOLD-DOWN | 533043 | 4 | |
| 1 | ARM WELDMENT, HOLD-DOWN | 533037-1 | 1 | |
| 2 | ROLLER ASSEMBLY, HOLD-DOWN See Section 3.37 | 533041 | 1 | |
| 3 | RING, Z35 OUTSIDE RETAINING | F81090-36 | 1 | |

3.37 Hold-Down Roller Assembly (533041)

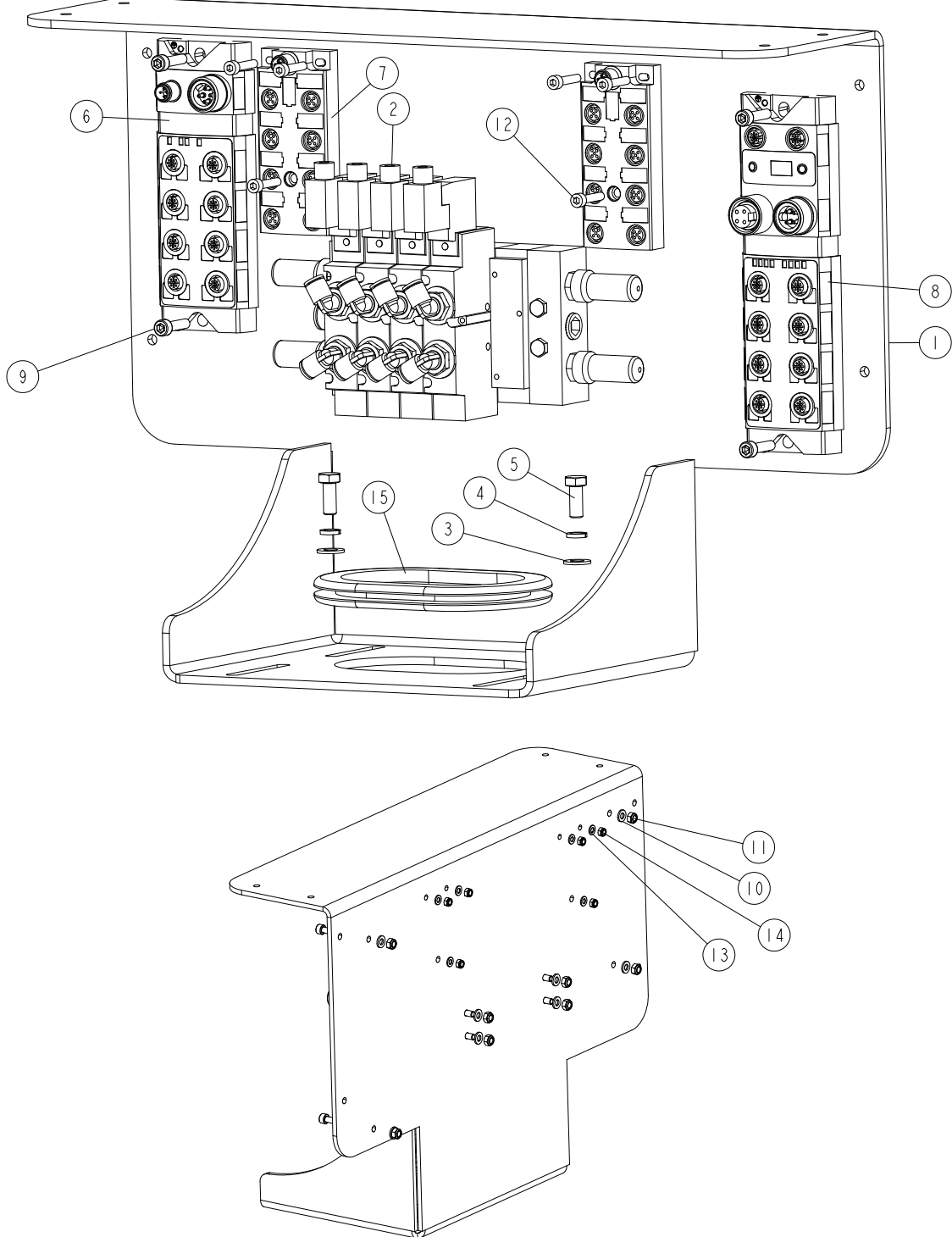
533041_001
533041_MANUAL



| REF. | DESCRIPTION (* indicates parts available in assemblies only) | PART # | QTY |
|------|--|-----------|-----|
| - | ROLLER ASSEMBLY, HOLD-DOWN | 533041 | 4 |
| 1 | ROLLER WELDMENT | 533040-1 | 1 |
| 2 | BEARING, UCFC 207 W/HOUSING | 533042 | 2 |
| 3 | WASHER, 13 FLAT ZINC | F81056-1 | 8 |
| 4 | WASHER, Z12.2 SPLIT LOCK ZINC | F81056-2 | 8 |
| 5 | SCREW, M12X55-8.8-B HEX SOCKET HEAD CAP ZINC | F81004-23 | 8 |

3.38 Valve Block w/Mount Plate (533278)

533278_001
533278-MANUAL

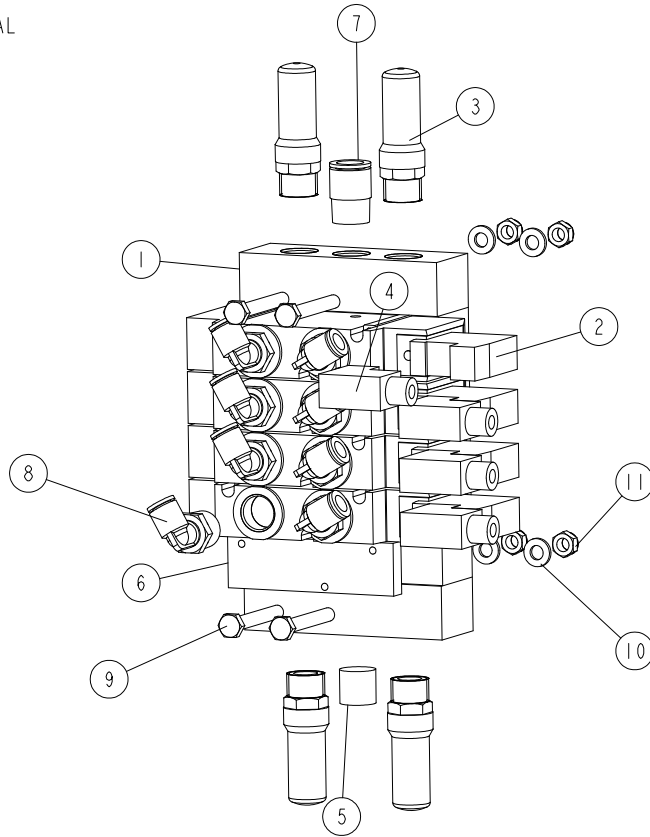


| REF. | DESCRIPTION (* indicates parts available in assemblies only) | PART # | QTY |
|------|--|----------|-----|
| - | BLOCK, VALVE - COMPLETE | 533278 | 1 |
| 1 | PLATE, VALVE BLOCK MOUNT | 533277-1 | 1 |
| 2 | BLOCK, HOLD-DOWN ARM VALVE See Section 3.39 | 533273 | 1 |

| REF. | DESCRIPTION (* indicates parts available in assemblies only) | PART # | QTY | |
|------|--|-----------|-----|--|
| 3 | WASHER, 8.4 FLAT ZINC | F81054-1 | 2 | |
| 4 | WASHER, 8.2 SPLIT LOCK ZINC | F81054-4 | 2 | |
| 5 | BOLT, M8X20 8.8 HEX HEAD FULL THREAD ZINC | F81002-4 | 2 | |
| 6 | NETWORK INTERFACE, BALLUFF BNI0050 | 532586 | 1 | |
| 7 | NETWORK INTERFACE, BALLUFF BNI0005 | 532587 | 2 | |
| 8 | NETWORK BLOCK, BALLUFF BNI0050 | 532584 | 1 | |
| 9 | SCREW, M6X25-8.8 HEX SOCKET HEAD CAP ZINC | F81001-41 | 4 | |
| 10 | WASHER, 6.4 FLAT ZINC | F81053-1 | 4 | |
| 11 | NUT, M6-8-B HEX NYLON ZINC LOCK | F81031-2 | 4 | |
| 12 | SCREW, M5X25 8.8 HEX SOCKET HEAD CAP ZINC | F81000-7 | 6 | |
| 13 | WASHER, 5.3 FLAT ZINC | F81052-1 | 6 | |
| 14 | NUT, M5-8 DIN985 HEX NYLON ZINC LOCK | F81030-2 | 6 | |
| 15 | GROMMET, 72X122 RUBBER | 523667 | 1 | |

3.39 Hold-Down Arm Valve Block (533273)

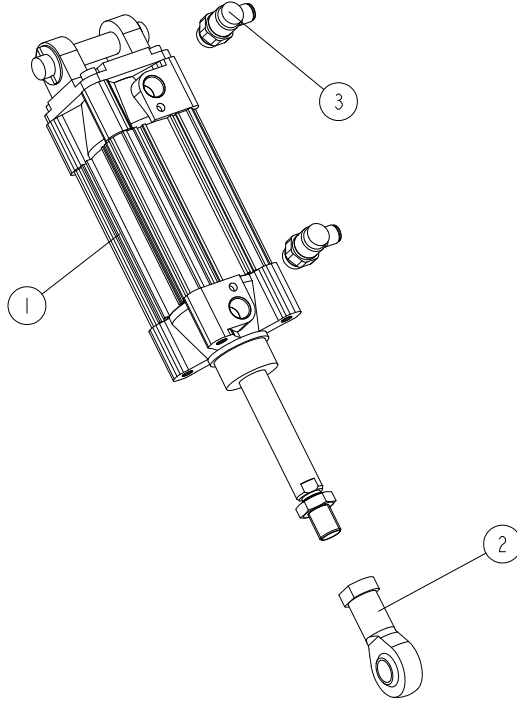
533273_001
533273_MANUAL



| REF. | DESCRIPTION (* indicates parts available in assemblies only) | PART # | QTY |
|------|--|----------|-----|
| - | BLOCK, HOLD-DOWN ARM VALVE | 533273 | 1 |
| 1 | MANIFOLD, SS5Y9-23-05-00F-Q /SMC/ | 533264 | 1 |
| 2 | VALVE, 5/2-3/8" SY9120-5YO-03F-Q SOLENOID | 531836 | 4 |
| 3 | SILENCER, R3/8-AN30-03 | 515598 | 4 |
| 4 | CONNECTOR, DIN K43 /SMC/ | 533266 | 4 |
| 5 | PLUG, BS38A SMC HOLE | 533267 | 1 |
| 6 | PLATE, SY9000-26-1A-Q BLANKING (SMC) | 533268 | 1 |
| 7 | FITTING, KQ2S12-03AS MALE | 533270 | 1 |
| 8 | FITTING, KQ2L08-03A MALE ELBOW (SMC) | 533274 | 8 |
| 9 | BOLT, M6X45-8.8 HEX HEAD ZINC | F81001-6 | 4 |
| 10 | WASHER, 6.4 FLAT ZINC | F81053-1 | 4 |
| 11 | NUT, M6-8-B HEX NYLON ZINC LOCK | F81031-2 | 4 |

3.40 Hold-Down Arm Cylinder Assembly (533046)

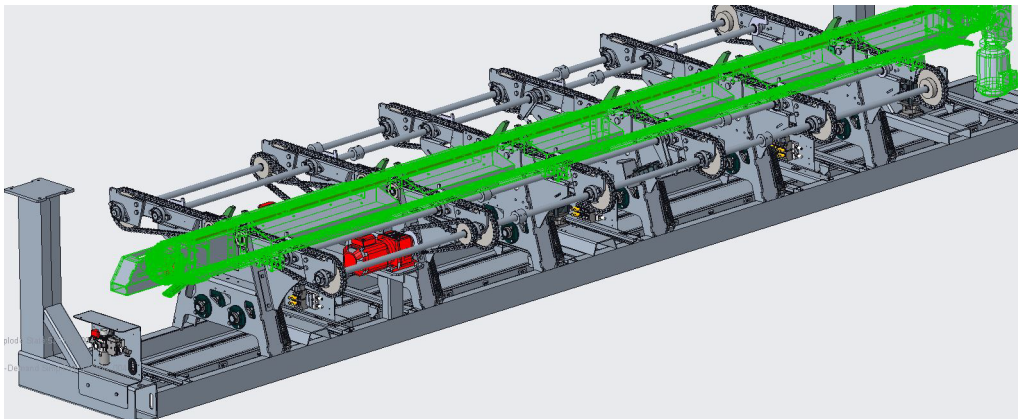
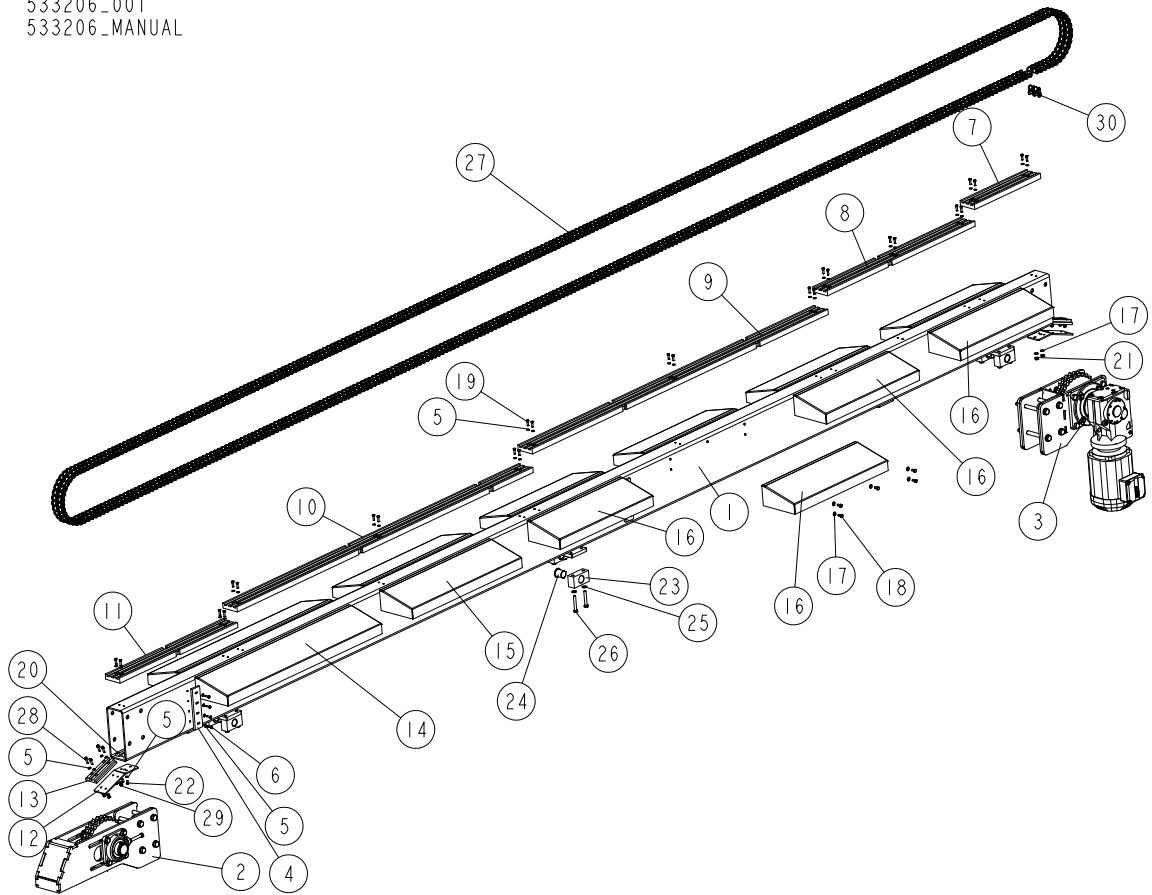
533046_001
533046_MANUAL



| REF. | DESCRIPTION (* indicates parts available in assemblies only) | PART # | QTY |
|------|--|--------|-----|
| - | CYLINDER ASSEMBLY, HOLD-DOWN ARM | 533046 | 4 |
| 1 | CYLINDER, CP96S D63-80C AIR | 533045 | 1 |
| 2 | EYE, KJ16D SPHERICAL ROD (SMC) | 528120 | 1 |
| 3 | VALVE, AS3201F-03-08SA FLOW CONTROL | 533047 | 2 |

3.41 Infeed Chain Bridge (533206)

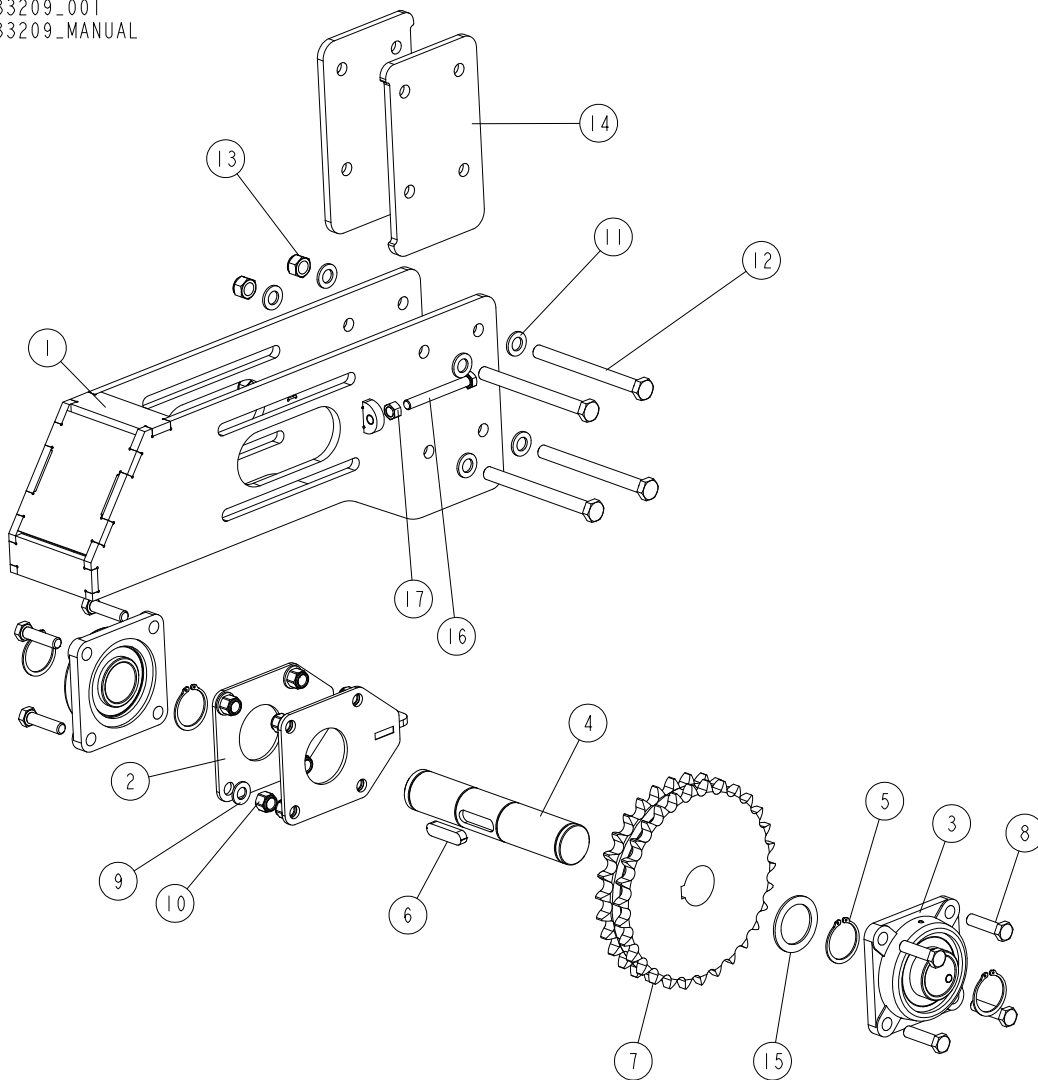
533206_001
533206_MANUAL



| REF. | DESCRIPTION (* indicates parts available in assemblies only) | PART # | QTY |
|------|--|----------|-----|
| - | BRIDGE, INFEEED CHAIN - COMPLETE | 533206 | 1 |
| 1 | TUBE WELDMENT, CHAIN BRIDGE | 533207-1 | 1 |
| 2 | HEAD, ANSI TAIL - COMPLETE See Section 3.42 | 533209 | 1 |
| 3 | HEAD, ANSI FEED - COMPLETE See Section 3.43 | 533211 | 1 |
| 4 | PAD, SIDE SLIDE | 532719 | 4 |
| 5 | WASHER, 6.4 FLAT ZINC | F81053-1 | 62 |
| 6 | BOLT, M6X20 8.8 HEX HEAD FULL THREAD ZINC | F81001-2 | 16 |
| 7 | WEARSTRIP, 16A-1 (1"X5/8") CHAIN (1) | 533212 | 1 |
| 8 | WEARSTRIP, 16A-1 (1"X5/8") CHAIN (2) | 533213 | 1 |

| REF. | DESCRIPTION (* indicates parts available in assemblies only) | PART # | QTY |
|------|---|-----------|-----|
| 9 | WEARSTRIP, 16A-1 (1"X5/8") CHAIN (3) | 533214 | 1 |
| 10 | WEARSTRIP, 16A-1 (1"X5/8") CHAIN (4) | 533215 | 1 |
| 11 | WEARSTRIP, 16A-1 (1"X5/8") CHAIN (5) | 533216 | 1 |
| 12 | PLATE | 532726-1 | 2 |
| 13 | WEARSTRIP, 16A-1 (1"X5/8") CHAIN (6) | 533217 | 2 |
| 14 | PLATE, COVER (1) | 533218-1 | 2 |
| 15 | PLATE, COVER (3) | 533226-1 | 2 |
| 16 | PLATE, COVER | 533219-1 | 8 |
| 17 | WASHER, 8.4 FLAT ZINC | F81054-1 | 66 |
| 18 | BOLT, M8X16-8.8-B HEX HEAD FULL THREAD ZINC | F81002-20 | 64 |
| 19 | SCREW, M6X20 8.8 HEX SOCKET HEAD CAP ZINC | F81001-22 | 26 |
| 20 | WEARSTRIP, ANSI CHAIN - COMPLETE See Section 3.44 | 533220 | 1 |
| 21 | NUT, M8-8-B HEX NYLON ZINC LOCK | F81032-2 | 2 |
| 22 | BOLT, M6X12 8.8 HEX HEAD FULL THREAD ZINC | F81001-7 | 4 |
| 23 | BLOCK, SLIDE BEARING HOUSING | 533008-1 | 6 |
| 24 | BEARING, J350FM-3034-37 SLIDE (IGUS) | 533009 | 6 |
| 25 | WASHER, 10.5 FLAT ZINC | F81055-1 | 12 |
| 26 | BOLT, M10X70 8.8 HEX HEAD FULL THREAD ZINC | F81003-20 | 12 |
| 27 | TSUBAKI: SHARP TOP CHAIN 80-2-ST-ALL-4P L=13818 MM/ (544") | 533224 | 1 |
| 28 | SCREW, M6X25-8.8 HEX SOCKET HEAD CAP ZINC | F81001-41 | 8 |
| 29 | NUT, M6-8-B HEX NYLON ZINC LOCK | F81031-2 | 8 |
| 30 | LINK, SHARP TOP CHAIN 80-2-ST-ALL-4P MASTER | 533175 | 1 |

3.42 Tail Head (533209)

533209_001
533209_MANUAL

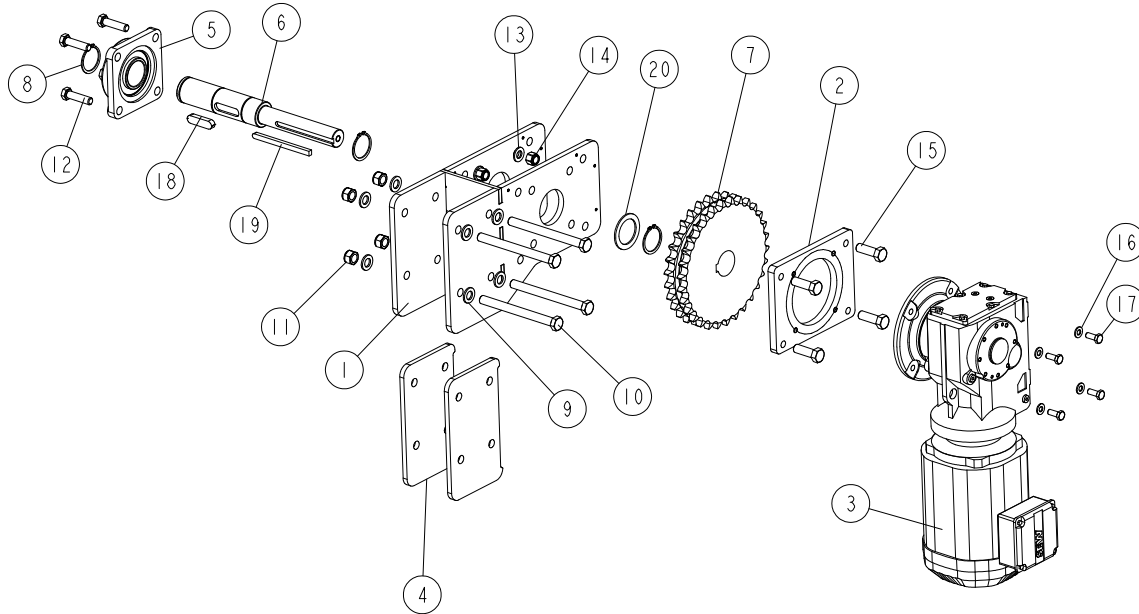
| REF. | DESCRIPTION (* indicates parts available in assemblies only) | PART # | QTY |
|------|--|-----------|-----|
| - | HEAD, ANSI TAIL - COMPLETE | 533209 | 1 |
| 1 | HEAD WELDMENT, TAIL | 532699-1 | 1 |
| 2 | SCRAPER WELDMENT | 532703-1 | 1 |
| 3 | BEARING, UCF 210 W/HOUSING | 523104 | 2 |
| 4 | SHAFT, TAIL HEAD | 532707 | 1 |
| 5 | RING, Z50 OUTSIDE RETAINING | F81090-28 | 4 |
| 6 | KEY, A16X10X60 PARALLEL | 099238 | 1 |
| 7 | SPROCKET, ANSI MARTIN SPROCKET D80 B30; UPC: 697950022079 | 533210 | 1 |
| 8 | BOLT, M14X55-8.8 HEX HEAD FULL THREAD ZINC | F81005-2 | 8 |
| 9 | WASHER, 15 FLAT ZINC | F81057-2 | 8 |
| 10 | NUT, M14 HEX NYLON ZINC LOCK | F81035-2 | 8 |
| 11 | WASHER, 17 SPLIT LOCK ZINC | F81058-1 | 8 |
| 12 | BOLT, ISO 4017-M16X180-8.8-A2E HEX HEAD FULL THREAD | F81006-31 | 4 |
| 13 | NUT, M16-8 HEX NYLON ZINC LOCK | F81036-2 | 4 |
| 14 | PLATE (1) | 532696-1 | 2 |

3**Tail Head (533209)**

| REF. | DESCRIPTION (* indicates parts available in assemblies only) | PART # | QTY | |
|------|--|-----------|-----|--|
| 15 | WASHER, SPROCKET SPACER | 533230-1 | 1 | |
| 16 | BOLT,M12X100 8.8 HEX HEAD FULL THREAD ZINC | F81004-45 | 2 | |
| 17 | NUT, M12-8 HEX ZINC | F81034-1 | 2 | |

3.43 Feed Head (533211)

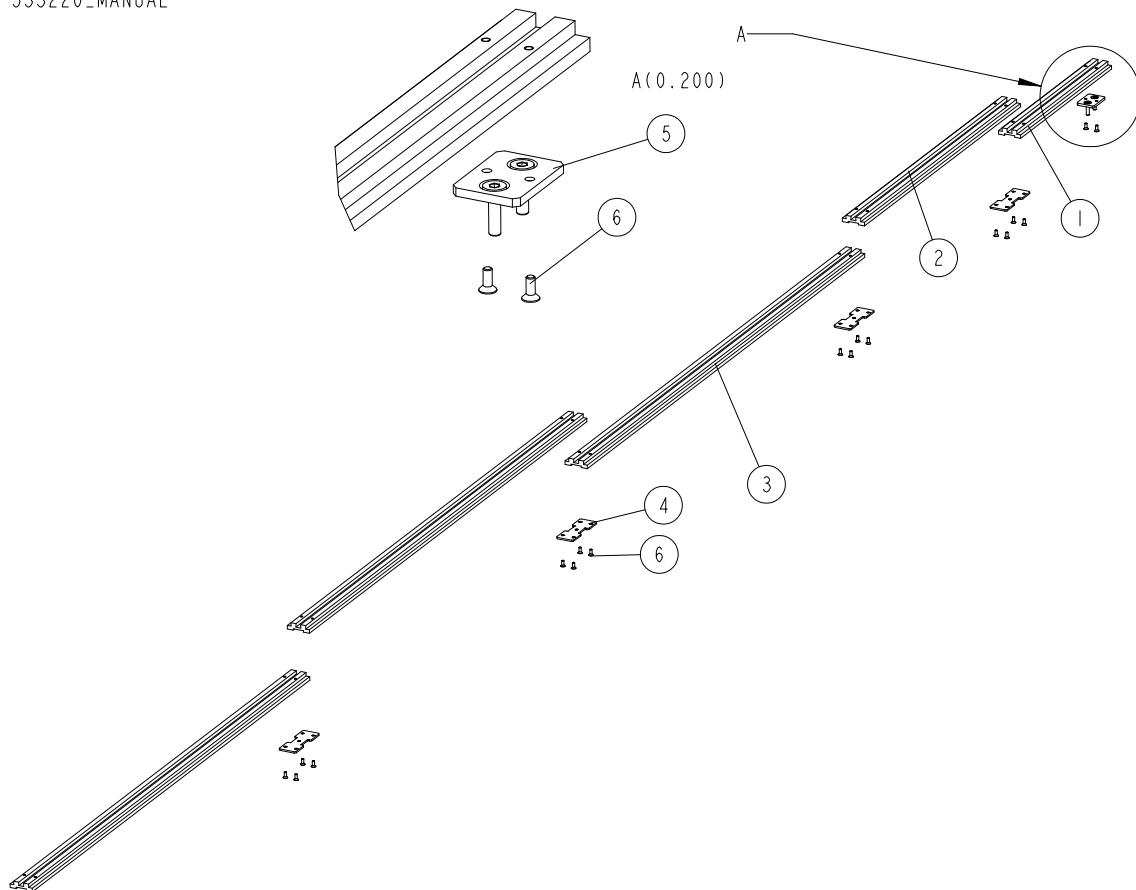
533211_001
533211_MANUAL



| REF. | DESCRIPTION (* indicates parts available in assemblies only) | PART # | QTY |
|------|--|-----------|-----|
| - | HEAD, ANSI FEED - COMPLETE | 533211 | 1 |
| 1 | HEAD WELDMENT, FEED | 532710-1 | 1 |
| 2 | PLATE, GEARBOX ADAPTER | 532714-1 | 1 |
| 3 | MOTOREDUCER, KAF47 DRN100L4 I=6.58 N2=267 R.P.M. 3.7 KW M1A | 716713 | 1 |
| 4 | PLATE (1) | 532696-1 | 2 |
| 5 | BEARING, UCF 210 W/HOUSING | 523104 | 1 |
| 6 | SHAFT, DRIVE | 532716 | 1 |
| 7 | SPROCKET, ANSI MARTIN D80 B30 UPC 697950022079 | 533210 | 1 |
| 8 | RING, Z50 OUTSIDE RETAINING | F81090-28 | 3 |
| 9 | WASHER, 17 SPLIT LOCK ZINC | F81058-1 | 12 |
| 10 | BOLT, ISO 4017-M16X180-8.8-A2E HEX HEAD FULL THREAD | F81006-31 | 4 |
| 11 | NUT, M16-8 HEX NYLON ZINC LOCK | F81036-2 | 8 |
| 12 | BOLT, M14X55-8.8 HEX HEAD FULL THREAD ZINC | F81005-2 | 4 |
| 13 | WASHER, 15 FLAT ZINC | F81057-2 | 4 |
| 14 | NUT, M14 HEX NYLON ZINC LOCK | F81035-2 | 4 |
| 15 | BOLT, M16X50-8.8 HEX HEAD FULL THREAD ZINC | F81006-7 | 4 |
| 16 | WASHER, 10.5 FLAT ZINC | F81055-1 | 4 |
| 17 | BOLT, M10X25 8.8 HEX HEAD FULL THREAD ZINC | F81003-31 | 4 |
| 18 | KEY, A16X10X60 PARALLEL | 099238 | 1 |
| 19 | KEY, AB 10X8X140 PARALLEL | 532717 | 1 |
| 20 | WASHER, SPROCKET SPACER | 533230-1 | 1 |

3.44 Chain Return Wearstrip (533220)

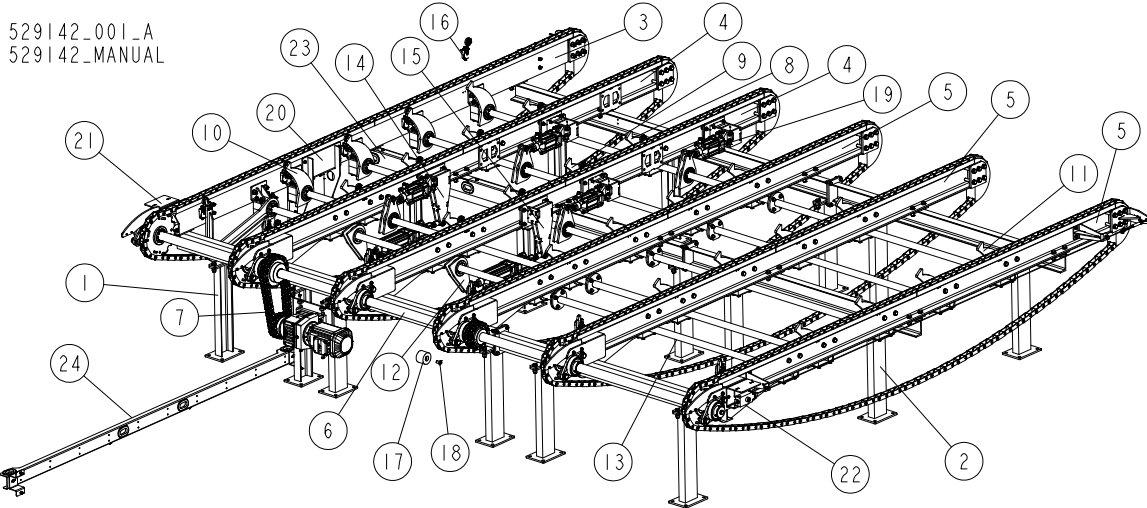
533220_001
533220_MANUAL



| REF. | DESCRIPTION (* indicates parts available in assemblies only) | PART # | QTY |
|------|--|-----------|-----|
| - | WEARSTRIP, ANSI CHAIN RETURN - COMPLETE | 533220 | 1 |
| 1 | WEARSTRIP, ANSI CHAIN RETURN (7) | 533221 | 1 |
| 2 | WEARSTRIP, ANSI CHAIN RETURN (8) | 533222 | 1 |
| 3 | WEARSTRIP, ANSI CHAIN RETURN (9) | 533223 | 3 |
| 4 | PLATE, JOINING | 532732-1 | 4 |
| 5 | PLATE WELDMENT, WEARSTRIP MOUNT - COMPLETE | 532735-1 | 1 |
| 6 | SCREW, M6X16-10.9 DIN7991 FLAT SOCKET HEAD CAP ZINC | F81001-55 | 18 |

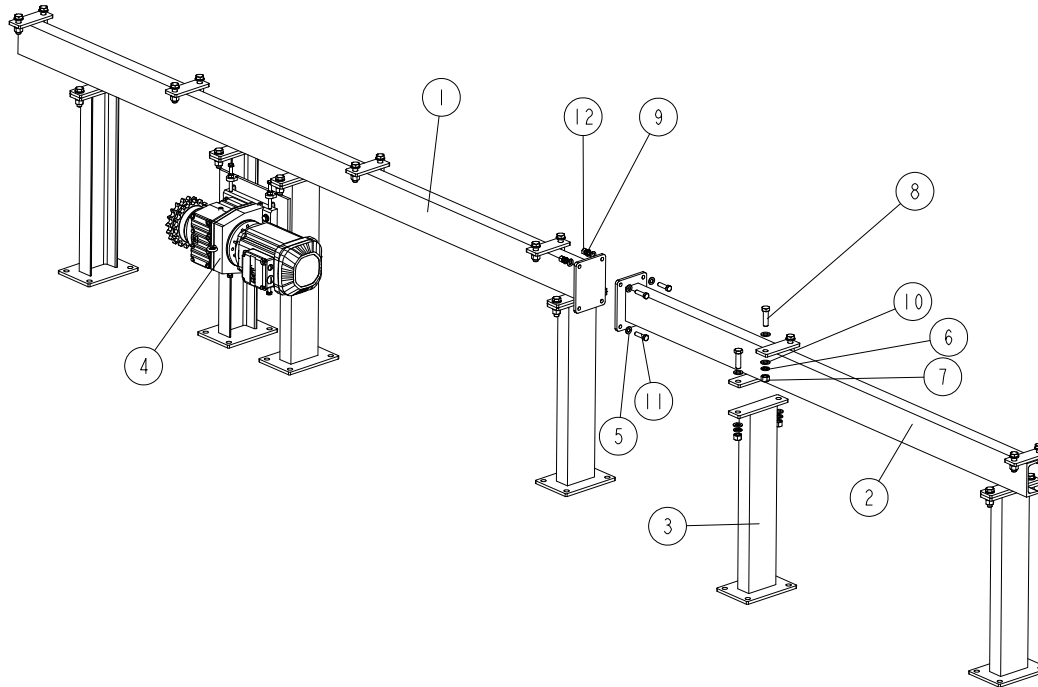
SECTION 4 EA3000 LONG CONVEYOR

4.1 Long Conveyor



| REF. | DESCRIPTION (* indicates parts available in assemblies only) | Part # | QTY |
|------|--|-----------|-----|
| - | CONVEYOR, EA3000 LONG | 529142 | 1 |
| 1 | BEAM ASSEMBLY, CONVEYOR FRAME W/DRIVE See Section 4.2 | 529253 | 1 |
| 2 | BEAM ASSEMBLY, CONVEYOR FRAME See Section 4.4 | 529257 | 2 |
| 3 | RAIL ASSEMBLY, RIGHT CONVEYING See Section 4.6 | 529260 | 1 |
| 4 | RAIL ASSEMBLY, CONVEYING (I) See Section 4.7 | 533455 | 2 |
| 5 | RAIL ASSEMBLY, CONVEYING (II) See Section 4.8 | 529265 | 3 |
| 6 | SHAFT, CONVEYOR DRIVE - COMPLETE See Section 4.10 | 529215 | 1 |
| 7 | CHAIN, ANSI 80-2 54-LINK | 529243 | 1 |
| 8 | SHAFT W/STOPPER FINGERS (III) See Section 4.11 | 533449 | 2 |
| 9 | SHAFT W/STOPPER FINGERS (IV) See Section 4.12 | 533451 | 1 |
| 10 | SHAFT W/STOPPER FINGERS (V) See Section 4.13 | 533452 | 1 |
| 11 | SHAFT W/STOPPER FINGERS (VI) See Section 4.14 | 533448 | 4 |
| 12 | FLIPPER ASSEMBLY (III) See Section 4.15 | 533454 | 1 |
| 13 | FLIPPER ASSEMBLY (IV) See Section 4.16 | 533453 | 1 |
| 14 | CYLINDER, PNEUMATIC W/BRACKET (I) See Section 5.13 | 534332 | 1 |
| 15 | CYLINDER, PNEUMATIC W/BRACKET (II) See Section 5.14 | 534333 | 1 |
| 16 | SWITCH, EA3000 CONVEYOR LIMIT - COMPLETE See Section 4.19 | 529246 | 15 |
| 17 | BUSHING, LOCKING | 529250 | 1 |
| 18 | SCREW, M16X30-10.9 DIN7991 FLAT SOCKET HEAD CAP ZINC | F81006-55 | 1 |
| 19 | CYLINDER, PNEUMATIC W/BRACKET (III) See Section 5.12 | 534334 | 3 |
| 20 | BLOCK ASSEMBLY, VALVE See Section 4.21 | 534707 | 1 |
| 21 | SWITCH ASSEMBLY, CABLE PULL EMERGENCY (III) See Section 5.17 | 534701 | 1 |
| 22 | SWITCH ASSEMBLY, CABLE PULL EMERGENCY (IV) See Section 5.17 | 534718 | 1 |
| 23 | CHANNEL, PNEUMATIC HOSE GUIDE See Section 4.22 | 534720 | 1 |
| 24 | CHANNEL, CABLE/HOSE GUIDE - COMPLETE See Section 4.20 | 534728 | 1 |

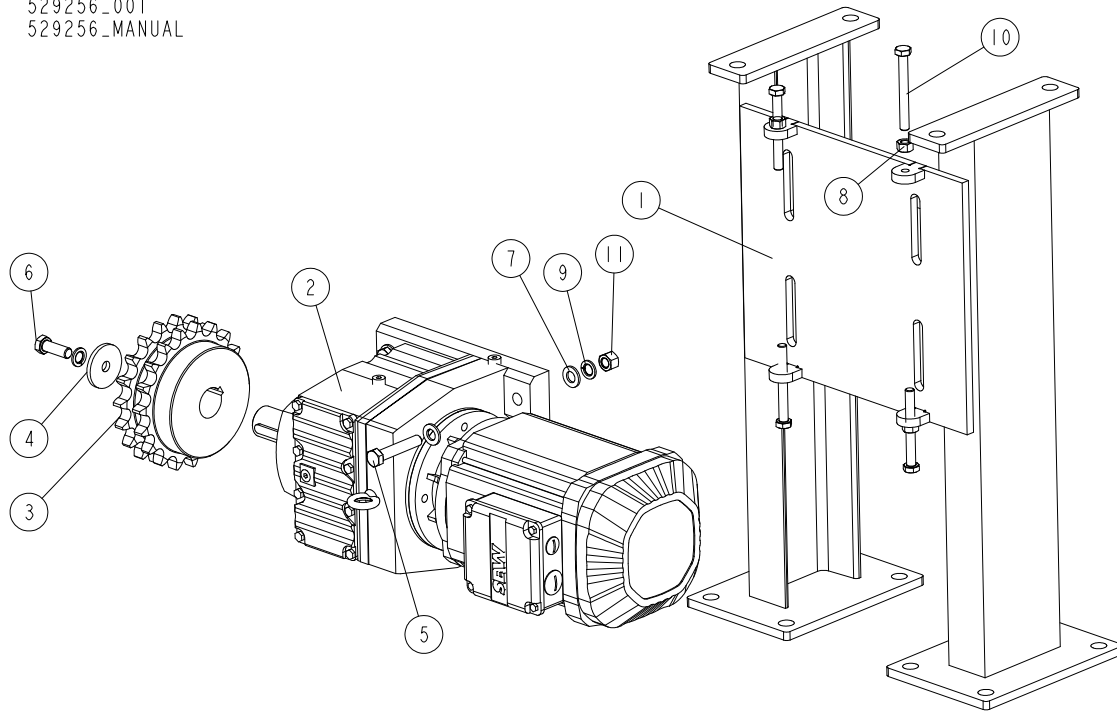
4.2 Long Conveyor Frame Beams w/Drive 529253

529253_001
529253_MANUAL

| REF | DESCRIPTION (* indicates parts available in assemblies only) | Part # | QTY |
|-----|---|-------------------------------|-----|
| - | BEAM ASSEMBLY, CONVEYOR FRAME W/DRIVE | 529253 | 1 |
| 1 | BEAM, LONG CONVEYOR (I) | 529254 | 1 |
| 2 | BEAM, LONG CONVEYOR (II) | 529255 | 1 |
| 3 | LEG, EA3000 CONVEYOR | 529178-1 | 4 |
| 4 | DRIVE ASSEMBLY, LONG CONVEYOR See Section 4.3 | 529256 | 1 |
| 5 | | 13_WASHER_PN-M-82005_F81056-1 | 8 |
| 6 | | 16_SPRING_WASHER_F81058-2 | 24 |
| 7 | | M16_NUT_PN-M-82175_F81036-1 | 24 |
| 8 | | M16X55_PN-M-82105_F81006-61 | 24 |
| 9 | | 12_SPRING_WASHER_F81056-2 | 4 |
| 10 | | 17_WASHER_PN-M-82005_F81058-1 | 48 |
| 11 | | M12X45_PN-M-82105_F81004-32 | 4 |
| 12 | | M12_NUT_PN-M-82175_F81034-2 | 4 |

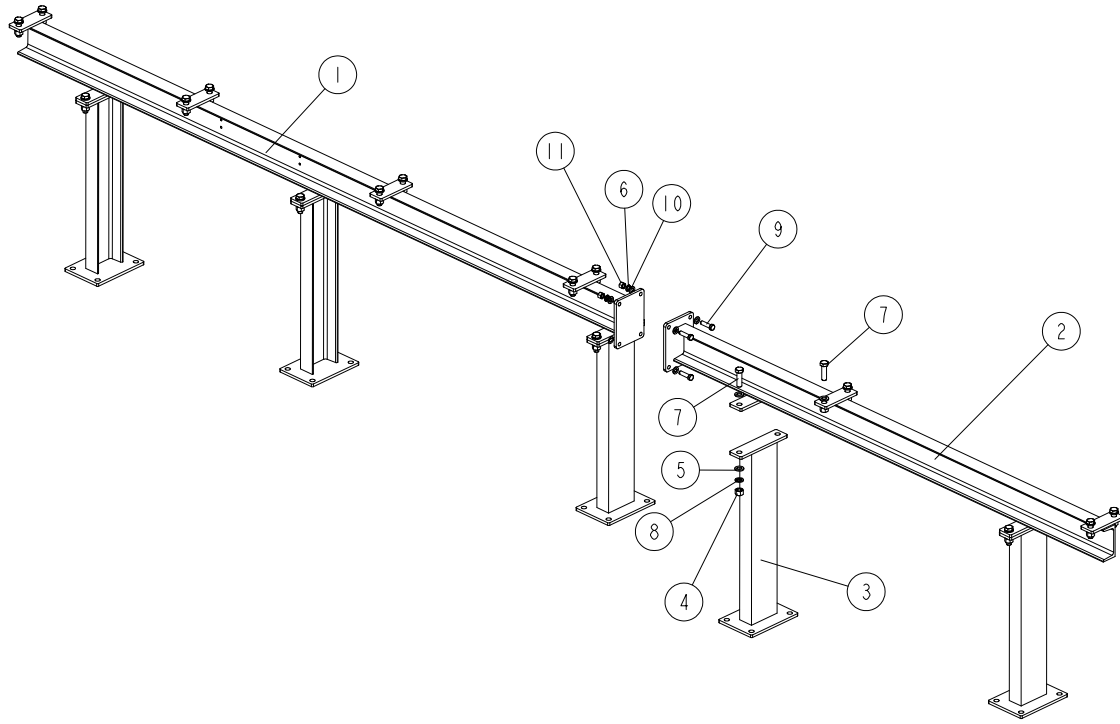
4.3 Long Conveyor Drive Assembly (529256)

529256_001
 529256_MANUAL



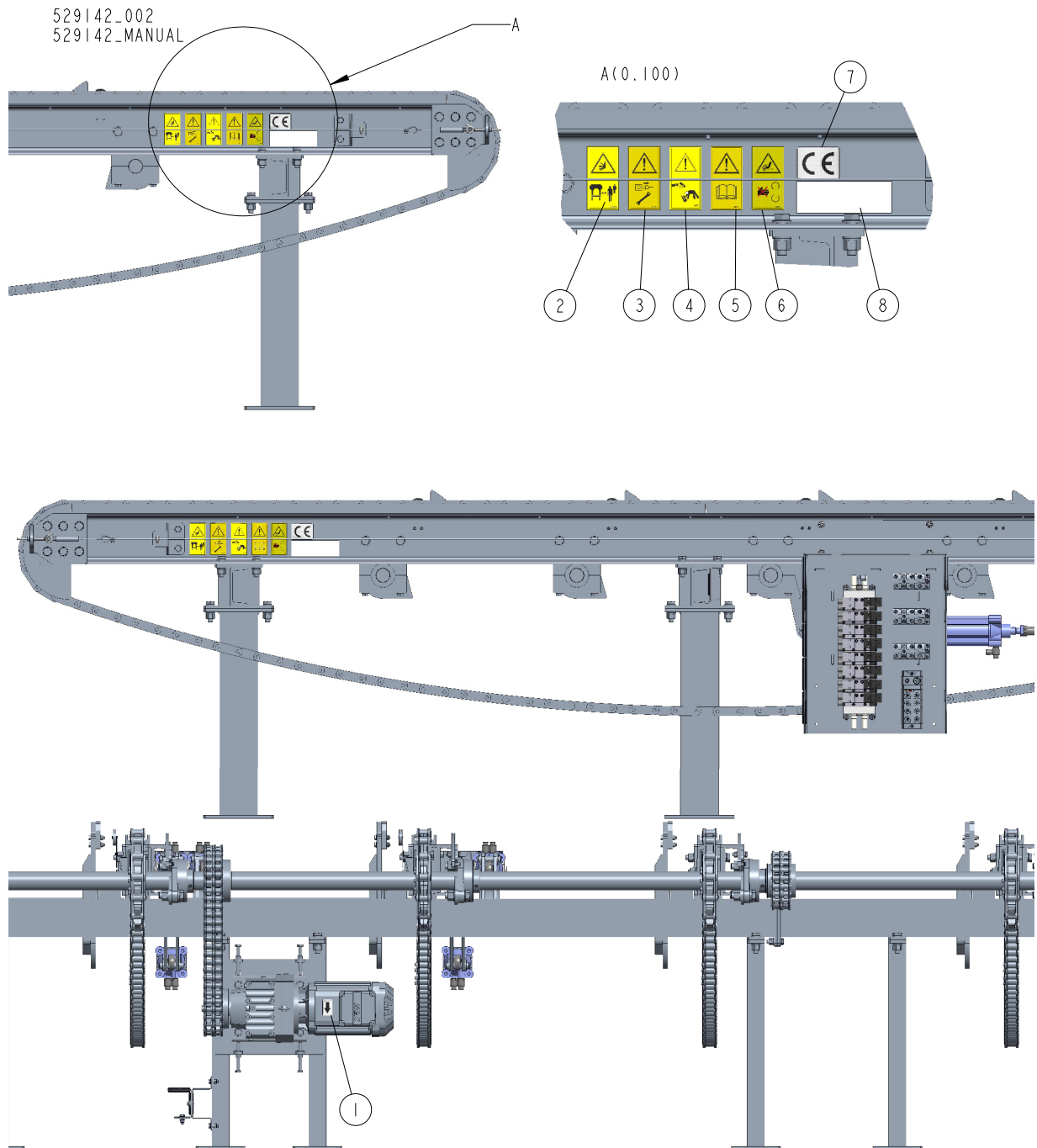
| REF. | DESCRIPTION (* indicates parts available in assemblies only) | Part # | QTY |
|------|--|-------------------------------|-----|
| - | DRIVE ASSEMBLY, LONG CONVEYOR | 529256 | 1 |
| 1 | MOUNT WELDMENT, CONVEYOR DRIVE | 529177 | 1 |
| 2 | GEARMOTOR, R67 DRN90L4 | 529143 | 1 |
| 3 | SPROCKET, ANSI 80-2 Z19 | 529184 | 1 |
| 4 | WASHER, 12/50-5 ZINC-PLATED | 529185 | 1 |
| 5 | | M12X65_PN-M-82105_F81004-78 | 4 |
| 6 | | M12X35_PN-M-82105_F81004-11 | 1 |
| 7 | | 13_WASHER_PN-M-82005_F81056-1 | 8 |
| 8 | | M10_NUT_PN-M-82175_F81033-1 | 4 |
| 9 | | 12_SPRING_WASHER_F81056-2 | 5 |
| 10 | | M10X90_PN-M-82105_F81003-90 | 4 |
| 11 | | M12_NUT_PN-M-82175_F81034-2 | 4 |

4.4 Long Conveyor Frame Beams (529257)

529257_001
529257_MANUL

| REF. | DESCRIPTION (* indicates parts available in assemblies only) | Part # | QTY |
|------|--|--------------------------------|-----|
| - | BEAM ASSEMBLY, CONVEYOR FRAME | 529257 | 2 |
| 1 | BEAM, LONG CONVEYOR (III) | 529258 | 1 |
| 2 | BEAM, LONG CONVEYOR (III) | 529259 | 1 |
| 3 | LEG, EA3000 CONVEYOR | 529178-1 | 5 |
| 4 | | M16_NUT_PN-M-82175__F81036-1 | 22 |
| 5 | | 17_WASHER_PN-M-82005__F81058-1 | 44 |
| 6 | | 12_SPRING_WASHER__F81056-2 | 4 |
| 7 | | M16X55_PN-M-82105__F81006-61 | 22 |
| 8 | | 16_SPRING_WASHER__F81058-2 | 22 |
| 9 | | M12X45_PN-M-82105__F81004-32 | 4 |
| 10 | | 13_WASHER_PN-M-82005_F81056-1 | 8 |
| 11 | | M12_NUT_PN-M-82175__F81034-2 | 4 |

4.5 Decals



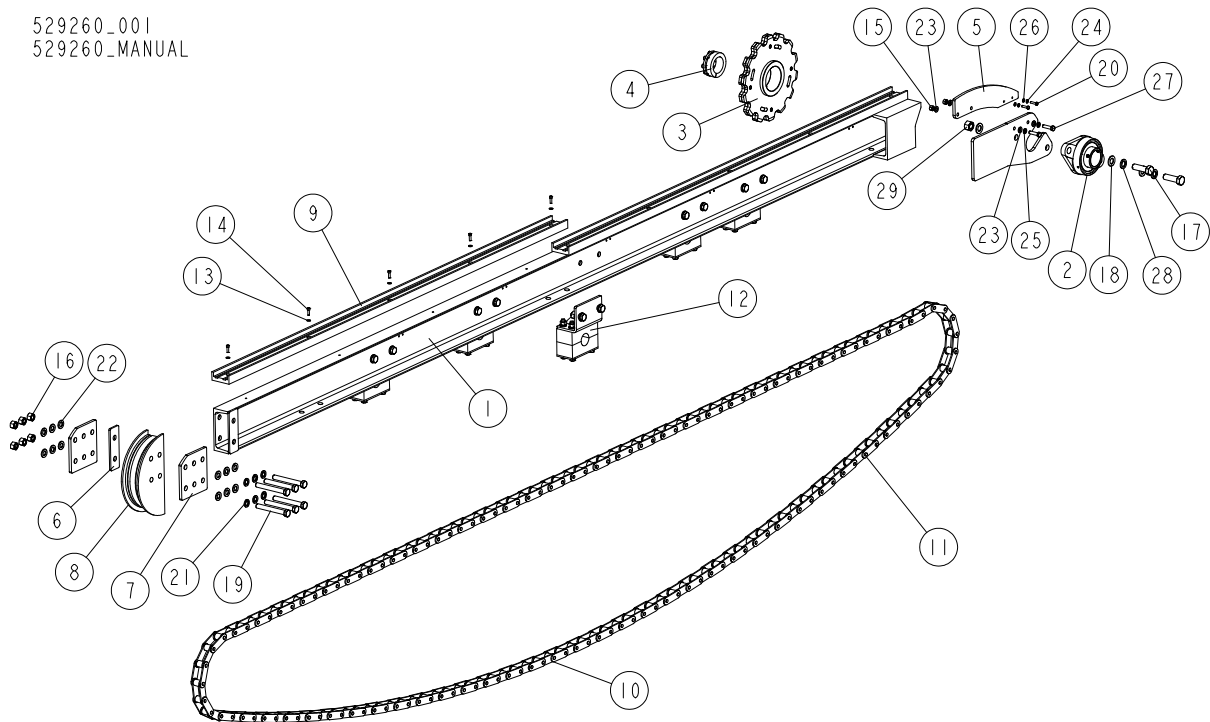
| REF. | DESCRIPTION (* indicates parts available in assemblies only) | Part # | QTY |
|------|---|--------|-----|
| - | DECAL KIT, EA3000 CONVEYOR | 534851 | 1 |
| 1 | DECAL, MOTOR DIRECTION | S20097 | 1 |
| 2 | DECAL, "KEEP A SAFE DISTANCE" | 099221 | 2 |
| 3 | DECAL, "DISCONNECT POWER SUPPLY BEFORE SERVICING" (PICTOGRAM) | 098177 | 2 |
| 4 | DECAL, "SLABS FALLING OFF THE TABLE" | 099780 | 2 |
| 5 | DECAL, "READ THE OPERATOR'S MANUAL" | 096317 | 2 |

4**EA3000 LONG CONVEYOR***Decals*

| REF. | DESCRIPTION (* indicates parts available in assemblies only) | Part # | QTY | |
|------|--|-------------------|-----|--|
| 6 | DECAL, TOOTHED GEAR WARNING | 099540 | 2 | |
| 7 | DECAL, CE CERTIFIED SAWMILL - SMALL | P85070 | 2 | |
| 8 | | DECAL, VIN NO. | 2 | |

4.6 Right Conveying Rail

529260_001
529260_MANUAL

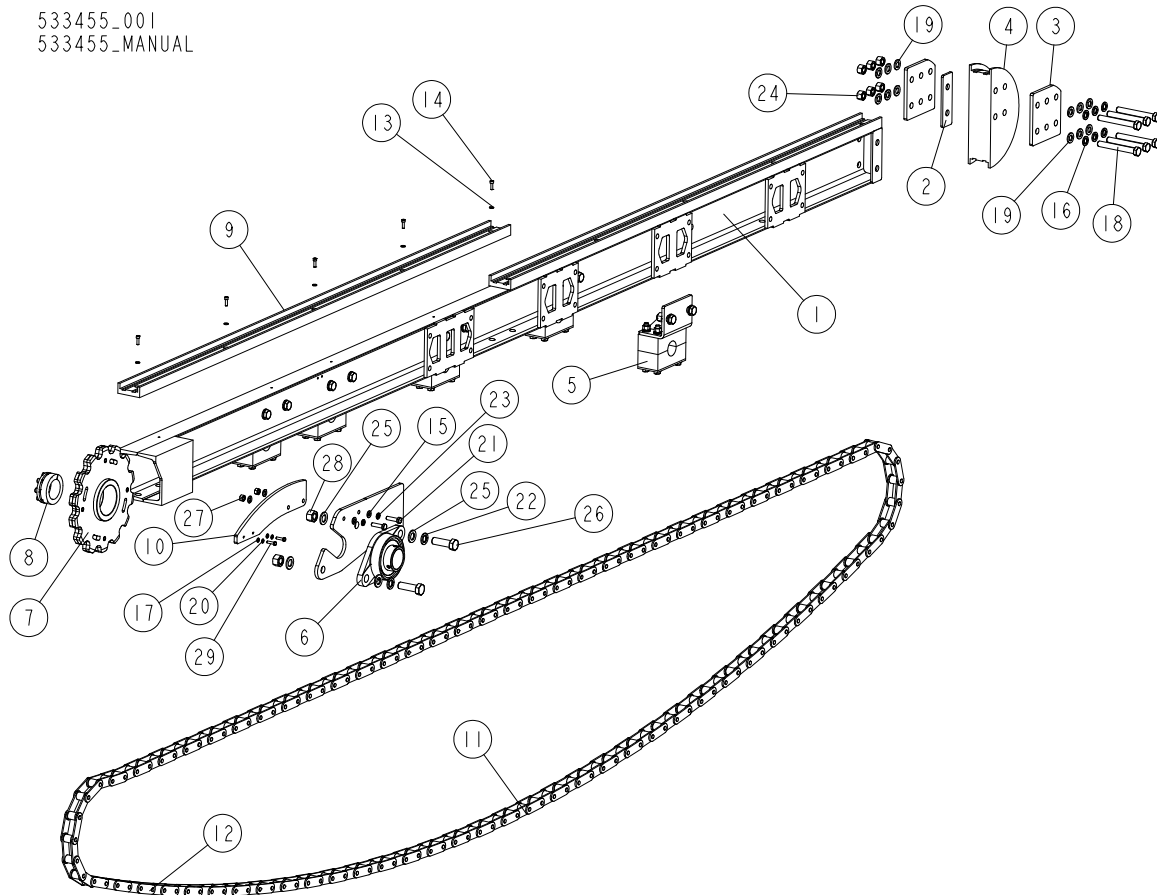


| REF. | DESCRIPTION (* indicates parts available in assemblies only) | Part # | QTY |
|------|--|--------------------------------|-----|
| - | RAIL ASSEMBLY, RIGHT CONVEYING | 529260 | 1 |
| 1 | CHANNEL, RIGHT CONVEYING RAIL | 529261 | 1 |
| 2 | BEARING, UCFL 212 W/HOUSING | 529148 | 1 |
| 3 | SPROCKET, 81X Z14 | 532767-1 | 1 |
| 4 | SLEEVE, BK13 60X90 CLAMPING | 533417 | 1 |
| 5 | PLATE, GUIDE | 529159 | 1 |
| 6 | PLATE, 160X50-6 SPACER | 529157-1 | 1 |
| 7 | PLATE, 160X150-10 MOUNT | 529156 | 2 |
| 8 | PROFILE, CONVEYOR CHAIN GUIDE | 529155 | 1 |
| 9 | CHANNEL, 81X L=1992 CHAIN GUIDE | 532769 | 2 |
| 10 | CHAIN, 81X 140-LINK | 529264 | 1 |
| 11 | LINK, 81X MASTER | 533445 | 3 |
| 12 | BEARING ASSEMBLY, SLIDE See Section 4.9 | 529160 | 5 |
| 13 | WASHER, 6.4 FLAT ZINC | F81053-1 | 10 |
| 14 | SCREW, M6X20 8.8 HEX SOCKET HEAD CAP ZINC | F81001-22 | 10 |
| 15 | | M10_NUT_PN-M-82175__F81033-1 | 2 |
| 16 | | M16_NUT_PN-M-82175__F81036-1 | 6 |
| 17 | | M20X65_PN-M-82105__F81007-38 | 2 |
| 18 | | 21_WASHER_PN-M-82005__F81059-2 | 4 |
| 19 | | M16X130_PN-M-82101__F81006-35 | 6 |
| 20 | | M6X25_PN-M-8105__F81001-3 | 2 |
| 21 | | 16_SPRING_WASHER__F81058-2 | 6 |
| 22 | | 17_WASHER_PN-M-82005__F81058-1 | 12 |
| 23 | | 10_WASHER_PN-M-82005__F81055-1 | 4 |

| REF. | DESCRIPTION (* indicates parts available in assemblies only) | Part # | QTY | |
|------|--|------------------------------|-----|--|
| 24 | | 6_SPRING_WASHER__F81053-3 | 2 | |
| 25 | | 10_SPRING_WASHER__F81055-2 | 2 | |
| 26 | | 6_WASHER_PN-M82005__F81059-1 | 2 | |
| 27 | | M10X40_PN-M-82105__F81003-16 | 2 | |
| 28 | | 20_SPRING_WASHER__F81059-1 | 2 | |
| 29 | | M20_NUT_PN-M-82175__F81037-2 | 2 | |

4.7 Conveying Rail (533455)

533455_001
533455_MANUAL

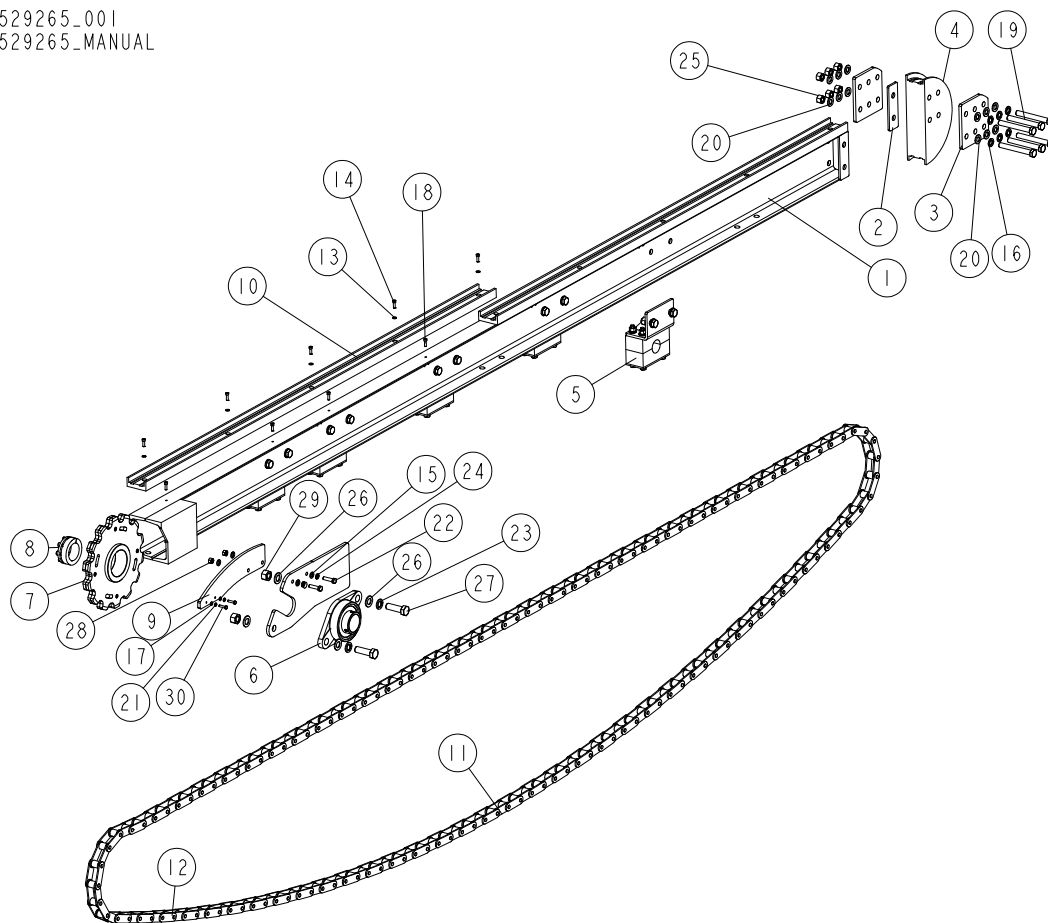


| REF. | DESCRIPTION (* indicates parts available in assemblies only) | Part # | QTY |
|------|--|--------------------------------|-----|
| - | RAIL ASSEMBLY, CONVEYING (I) | 533455 | 2 |
| 1 | CHANNEL, CONVEYING RAIL (I) | 533456-1 | 1 |
| 2 | PLATE, 160X50-6 SPACER | 529157-1 | 1 |
| 3 | PLATE, 160X150-10 MOUNT | 529156 | 2 |
| 4 | PROFILE, CONVEYOR CHAIN GUIDE | 529155 | 1 |
| 5 | BEARING ASSEMBLY, SLIDE See Section 4.9 | 529160 | 5 |
| 6 | BEARING, UCFL 212 W/HOUSING | 529148 | 1 |
| 7 | SPROCKET, 81X Z14 | 532767-1 | 1 |
| 8 | SLEEVE, BK13 60X90 CLAMPING | 533417 | 1 |
| 9 | CHANNEL, 81X L=1992 CHAIN GUIDE | 532769 | 2 |
| 10 | PLATE, GUIDE | 529159 | 1 |
| 11 | CHAIN, 81X 140-LINK | 529264 | 1 |
| 12 | LINK, 81X MASTER | 533445 | 3 |
| 13 | WASHER, 6.4 FLAT ZINC | F81053-1 | 10 |
| 14 | SCREW, M6X20 8.8 HEX SOCKET HEAD CAP ZINC | F81001-22 | 10 |
| 15 | | 10_WASHER_PN-M-82005__F81055-1 | 4 |
| 16 | | 16_SPRING_WASHER__F81058-2 | 6 |
| 17 | | 6_WASHER_PN-M82005__F81059-1 | 2 |
| 18 | | M16X130_PN-M-82101__F81006-35 | 6 |
| 19 | | 17_WASHER_PN-M-82005__F81058-1 | 12 |

| REF. | DESCRIPTION (* indicates parts available in assemblies only) | Part # | QTY | |
|------|--|--------------------------------|-----|--|
| 20 | | 6_SPRING_WASHER__F81053-3 | 2 | |
| 21 | | M10X40_PN-M-82105__F81003-16 | 2 | |
| 22 | | 20_SPRING_WASHER__F81059-1 | 2 | |
| 23 | | 10_SPRING_WASHER__F81055-2 | 2 | |
| 24 | | M16_NUT_PN-M-82175__F81036-1 | 6 | |
| 25 | | 21_WASHER_PN-M-82005__F81059-2 | 4 | |
| 26 | | M20X65_PN-M-82105__F81007-38 | 2 | |
| 27 | | M10_NUT_PN-M-82175__F81033-1 | 2 | |
| 28 | | M20_NUT_PN-M-82175__F81037-2 | 2 | |
| 29 | | M6X25_PN-M-8105__F81001-3 | 2 | |

4.8 Conveying Rail Assembly (II) (529265)

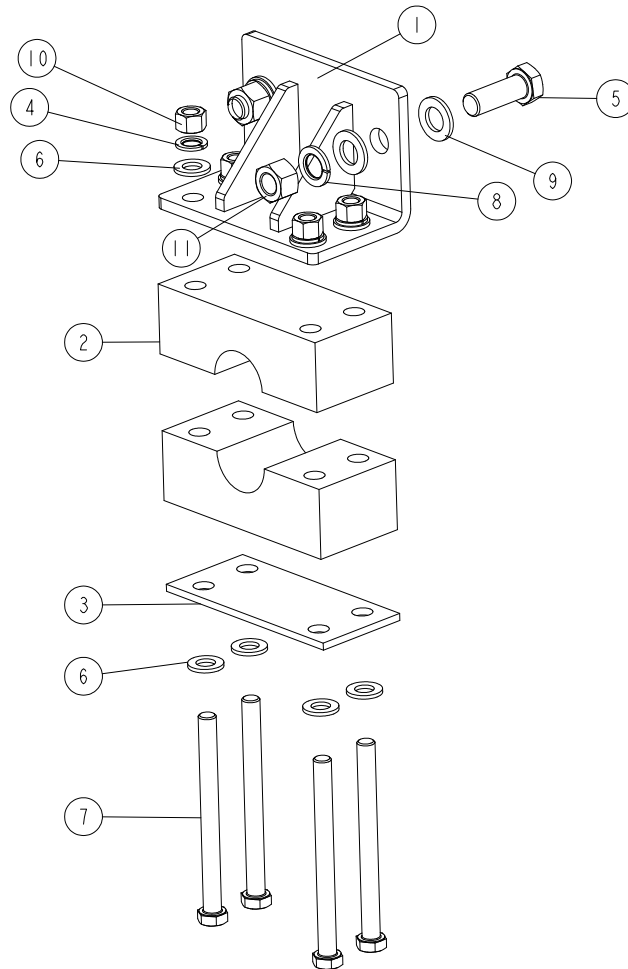
529265_001
529265_MANUAL



| REF. | DESCRIPTION (* indicates parts available in assemblies only) | Part # | QTY |
|------|--|-------------------------------|-----|
| - | RAIL ASSEMBLY, CONVEYING (II) | 529265 | 3 |
| 1 | CHANNEL, CONVEYING RAIL (II) | 529266 | 1 |
| 2 | PLATE, 160X50-6 SPACER | 529157-1 | 1 |
| 3 | PLATE, 160X150-10 MOUNT | 529156 | 2 |
| 4 | PROFILE, CONVEYOR CHAIN GUIDE | 529155 | 1 |
| 5 | BEARING ASSEMBLY, SLIDE See Section 4.9 | 529160 | 5 |
| 6 | BEARING, UCFL 212 W/HOUSING | 529148 | 1 |
| 7 | SPROCKET, 81X Z14 | 532767-1 | 1 |
| 8 | SLEEVE, BK13 60X90 CLAMPING | 533417 | 1 |
| 9 | PLATE, GUIDE | 529159 | 1 |
| 10 | CHANNEL, 81X L=1992 CHAIN GUIDE | 532769 | 2 |
| 11 | CHAIN, 81X 140-LINK | 529264 | 1 |
| 12 | LINK, 81X MASTER | 533445 | 3 |
| 13 | WASHER, 6.4 FLAT ZINC | F81053-1 | 10 |
| 14 | SCREW, M6X20 8.8 HEX SOCKET HEAD CAP ZINC | F81001-22 | 10 |
| 15 | | 10_WASHER_PN-M-82005_F81055-1 | 4 |
| 16 | | 16_SPRING_WASHER_F81058-2 | 6 |
| 17 | | 6_WASHER_PN-M82005_F81059-1 | 2 |

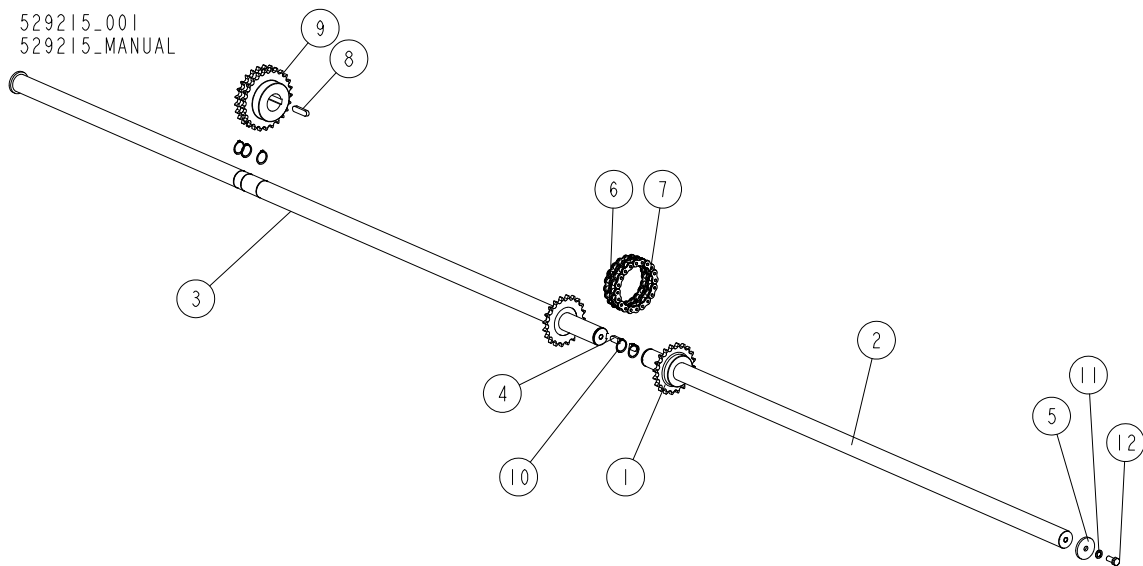
| REF. | DESCRIPTION (* indicates parts available in assemblies only) | Part # | QTY | |
|------|--|--------------------------------|-----|--|
| 18 | | M6X20_SOCKET_HEAD__F81001-22 | 8 | |
| 19 | | M16X130_PN-M-82101__F81006-35 | 6 | |
| 20 | | 17_WASHER_PN-M-82005__F81058-1 | 12 | |
| 21 | | 6_SPRING_WASHER__F81053-3 | 2 | |
| 22 | | M10X40_PN-M-82105__F81003-16 | 2 | |
| 23 | | 20_SPRING_WASHER__F81059-1 | 2 | |
| 24 | | 10_SPRING_WASHER__F81055-2 | 2 | |
| 25 | | M16_NUT_PN-M-82175__F81036-1 | 6 | |
| 26 | | 21_WASHER_PN-M-82005__F81059-2 | 4 | |
| 27 | | M20X65_PN-M-82105__F81007-38 | 2 | |
| 28 | | M10_NUT_PN-M-82175__F81033-1 | 2 | |
| 29 | | M20_NUT_PN-M-82175__F81037-2 | 2 | |
| 30 | | M6X25_PN-M-8105__F81001-3 | 2 | |

4.9 Slide Bearing Assembly (529160)

529160_001
529160_MANUAL

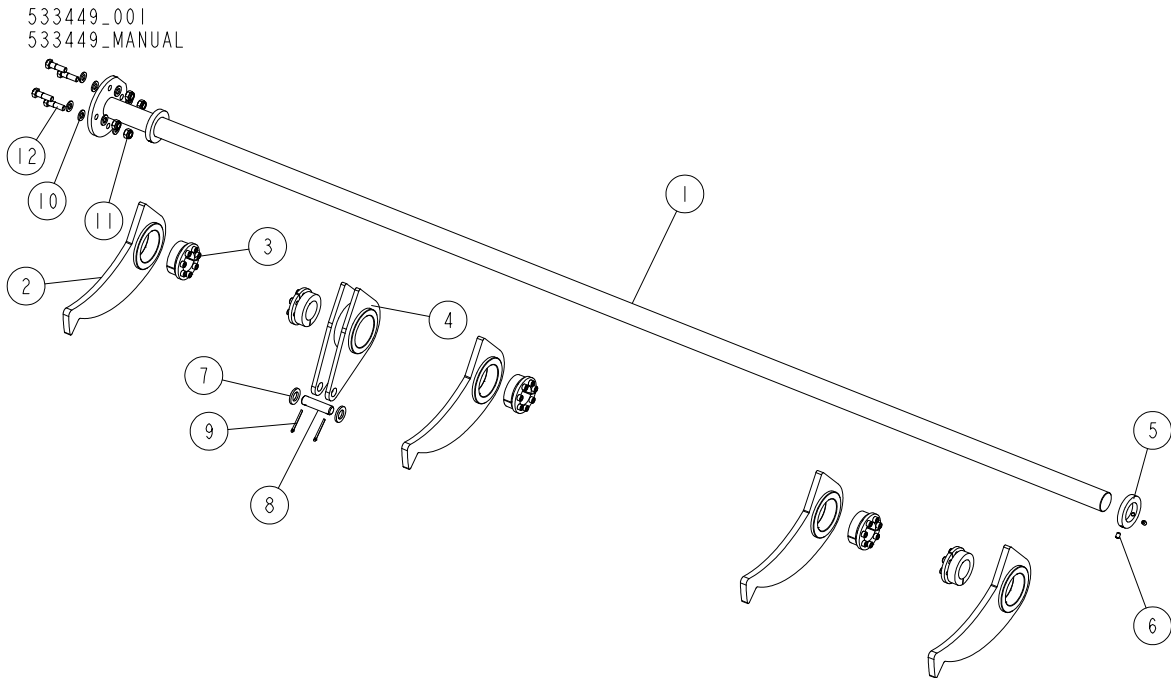
| REF. | DESCRIPTION (* indicates parts available in assemblies only) | Part # | QTY | |
|------|--|---------------------------------|-----|--|
| - | BEARING ASSEMBLY, SLIDE | 529160 | 5 | |
| 1 | BRACKET, SLIDE BEARING BLOCK | 529161 | 1 | |
| 2 | BLOCK, SLIDE BEARING | 529164 | 2 | |
| 3 | PLATE, 150X70-5 | 529165 | 1 | |
| 4 | | 12_SPRING_WASHER_82008_F81056-2 | 4 | |
| 5 | | M16X45_PN-M-82105__F81006-46 | 2 | |
| 6 | | 13_WASHER_PN-M-82005__F81056-1 | 10 | |
| 7 | | M12X140_PN-M-82101__F81004-35 | 4 | |
| 8 | | 16_SPRING_WASHER_82008_F81058-2 | 2 | |
| 9 | | 17_WASHER_PN-M-82175__F81058-1 | 4 | |
| 10 | | M12_NUT_PN-M-82175__F81034-2 | 4 | |
| 11 | | M16_NUT_PN-M-82175__F81036-2 | 2 | |

4.10 Conveyor Drive Shaft



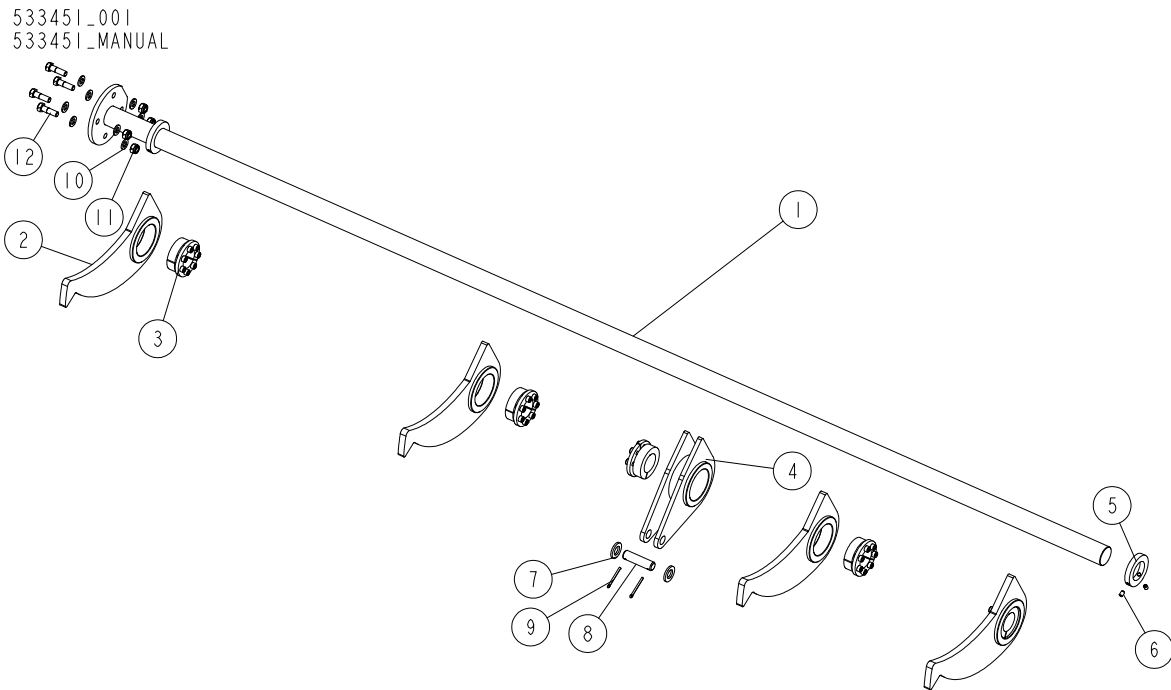
| REF. | DESCRIPTION (* indicates parts available in assemblies only) | Part # | QTY |
|------|--|---------------------------------|-----|
| - | SHAFT, CONVEYOR DRIVE - COMPLETE | 529215 | 1 |
| 1 | SPROCKET, ANSI 80 Z20 | 529221 | 2 |
| 2 | SHAFT, SHORT DRIVE | 533447 | 1 |
| 3 | SHAFT, LONG DRIVE | 533446 | 1 |
| 4 | KEY, AB 18X11X40 | 529222 | 2 |
| 5 | WASHER, 16.5/75-8 ZINC-PLATED | 529219 | 2 |
| 6 | CHAIN, ANSI 80-2 20-LINK | 529223 | 1 |
| 7 | LINK, ANSI 80-2 MASTER | 533457 | 1 |
| 8 | KEY, A 18X11X70 | 529218 | 1 |
| 9 | SPROCKET, ANSI 80-2 Z25 | 529217 | 1 |
| 10 | | 60_CIRCLIP_FOR_SHAFTS_F81090-62 | 5 |
| 11 | | 16_SPRING_WASHER_82008_F81058-2 | 2 |
| 12 | | M16X35_PN-M-82105_F81006-74 | 2 |

4.11 Shaft with Stopper Fingers (533449)



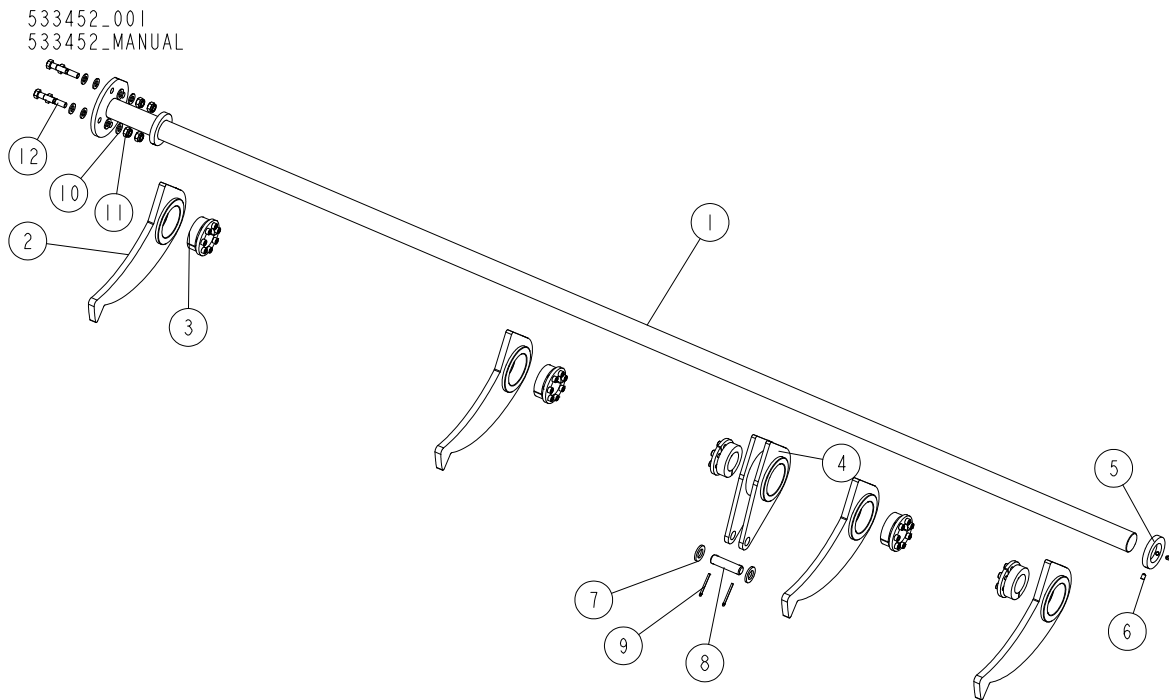
| REF. | DESCRIPTION (* indicates parts available in assemblies only) | Part # | QTY |
|------|--|------------|-----|
| - | SHAFT W/STOPPER FINGERS (III) | 533449 | 2 |
| 1 | SHAFT, LONG | 533428-1 | 1 |
| 2 | FINGER, STOPPER | 533423-1 | 4 |
| 3 | SLEEVE, BK16 45X75 CLAMPING | 533424 | 5 |
| 4 | ARM, PNEUMATIC CYLINDER (III) | 533450-1 | 1 |
| 5 | COLLAR, 45X75-12 LOCKING | 533432-1 | 2 |
| 6 | SCREW, M8X12-45H FE/ZN DIN914 HEX SOCKET SET W/CONE POINT | F81002-105 | 4 |
| 7 | WASHER, 21 FLAT ZINC | F81059-2 | 2 |
| 8 | PIN, 20X75 ZINC-PLATED | 533433-1 | 1 |
| 9 | PIN, S-ZN-4X45 COTTER | F81043-22 | 2 |
| 10 | WASHER, 13 FLAT ZINC | F81056-1 | 8 |
| 11 | NUT, M12 8 HEX NYLON ZINC LOCK | F81034-2 | 4 |
| 12 | BOLT, M12X40-8.8 HEX HEAD | F81004-1 | 4 |

4.12 Shaft with Stopper Fingers (533451)



| REF. | DESCRIPTION (* indicates parts available in assemblies only) | Part # | QTY |
|------|--|------------|-----|
| - | SHAFT W/STOPPER FINGERS (IV) | 533451 | 1 |
| 1 | SHAFT, LONG | 533428-1 | 1 |
| 2 | FINGER, STOPPER | 533423-1 | 4 |
| 3 | SLEEVE, BK16 45X75 CLAMPING | 533424 | 5 |
| 4 | ARM, PNEUMATIC CYLINDER (III) | 533450-1 | 1 |
| 5 | COLLAR, 45X75-12 LOCKING | 533432-1 | 2 |
| 6 | SCREW, M8X12-45H FE/ZN DIN914 HEX SOCKET SET W/CONE POINT | F81002-105 | 4 |
| 7 | WASHER, 21 FLAT ZINC | F81059-2 | 2 |
| 8 | PIN, 20X75 ZINC-PLATED | 533433-1 | 1 |
| 9 | PIN, S-ZN-4X45 COTTER | F81043-22 | 2 |
| 10 | WASHER, 13 FLAT ZINC | F81056-1 | 8 |
| 11 | NUT, M12 8 HEX NYLON ZINC LOCK | F81034-2 | 4 |
| 12 | BOLT, M12X40-8.8 HEX HEAD | F81004-1 | 4 |

4.13 Shaft with Stopper Fingers (533452)

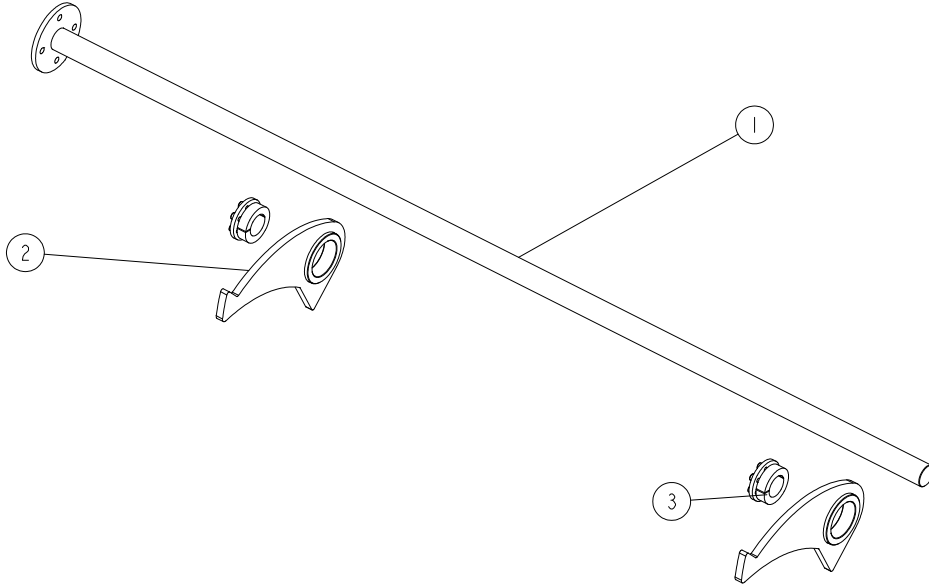


| REF. | DESCRIPTION (* indicates parts available in assemblies only) | Part # | QTY |
|------|--|------------|-----|
| - | SHAFT W/STOPPER FINGERS (V) | 533452 | 1 |
| 1 | SHAFT, LONG | 533428-1 | 1 |
| 2 | FINGER, STOPPER | 533423-1 | 4 |
| 3 | SLEEVE, BK16 45X75 CLAMPING | 533424 | 5 |
| 4 | ARM, PNEUMATIC CYLINDER (III) | 533450-1 | 1 |
| 5 | COLLAR, 45X75-12 LOCKING | 533432-1 | 2 |
| 6 | SCREW, M8X12-45H FE/ZN DIN914 HEX SOCKET SET W/CONE POINT | F81002-105 | 4 |
| 7 | WASHER, 21 FLAT ZINC | F81059-2 | 2 |
| 8 | PIN, 20X75 ZINC-PLATED | 533433-1 | 1 |
| 9 | PIN, S-ZN-4X45 COTTER | F81043-22 | 2 |
| 10 | WASHER, 13 FLAT ZINC | F81056-1 | 8 |
| 11 | NUT, M12 8 HEX NYLON ZINC LOCK | F81034-2 | 4 |
| 12 | BOLT, M12X40-8.8 HEX HEAD | F81004-1 | 4 |

4 Shaft with Stopper Fingers (533448)

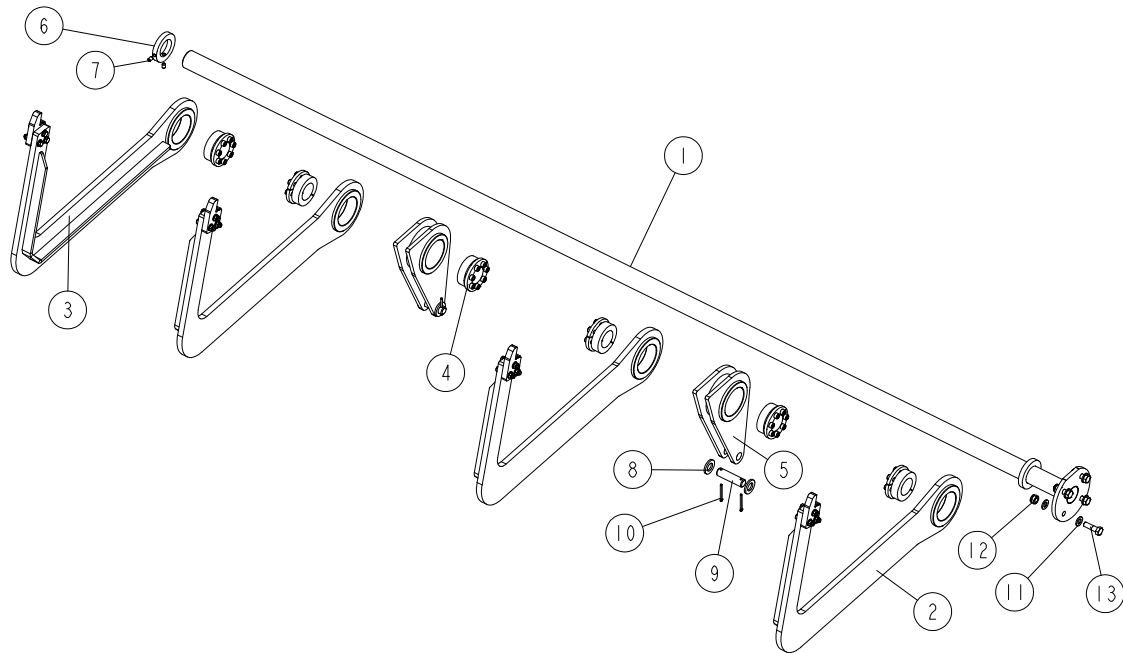
4.14 Shaft with Stopper Fingers (533448)

533448_001
533448_MANUAL



| REF. | DESCRIPTION (* indicates parts available in assemblies only) | Part # | QTY | |
|------|--|----------|-----|--|
| - | SHAFT W/STOPPER FINGERS (VI) | 533448 | 4 | |
| 1 | SHAFT, SHORT | 533420-1 | 1 | |
| 2 | FINGER, STOPPER | 533423-1 | 2 | |
| 3 | SLEEVE, BK16 45X75 CLAMPING | 533424 | 2 | |

4.15 Flipper Assembly (533454)

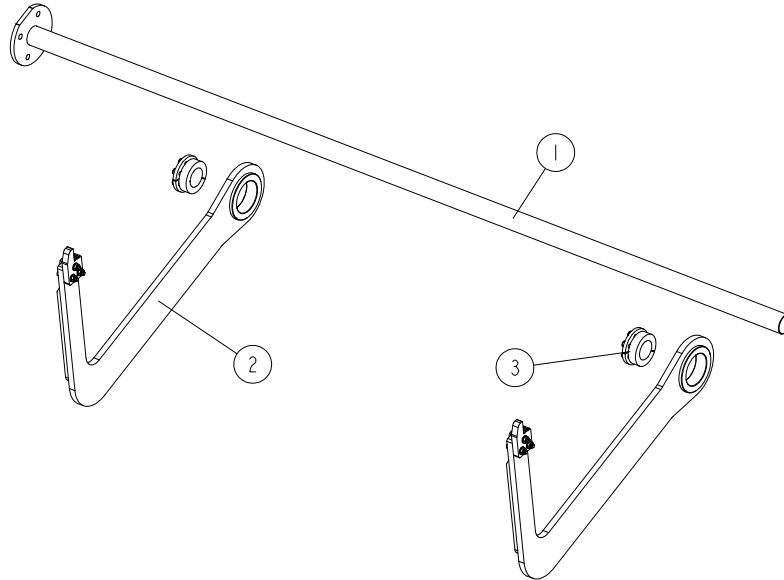
533454_001
533454_MANUAL

| REF. | DESCRIPTION (* indicates parts available in assemblies only) | Part # | QTY |
|------|--|------------|-----|
| - | FLIPPER ASSEMBLY (III) | 533454 | 1 |
| 1 | SHAFT, LONG | 533428-1 | 1 |
| 2 | ARM, LEFT FLIPPER - COMPLETE See Section 4.17 | 533443 | 3 |
| 3 | ARM, RIGHT FLIPPER - COMPLETE See Section 4.18 | 533442 | 1 |
| 4 | SLEEVE, BK16 45X75 CLAMPING | 533424 | 6 |
| 5 | ARM, PNEUMATIC CYLINDER (II) | 533437-1 | 2 |
| 6 | COLLAR, 45X75-12 LOCKING | 533432-1 | 2 |
| 7 | SCREW, M8X12-45H FE/ZN DIN914 HEX SOCKET SET W/CONE POINT | F81002-105 | 4 |
| 8 | WASHER, 21 FLAT ZINC | F81059-2 | 4 |
| 9 | PIN, 20X75 ZINC-PLATED | 533433-1 | 2 |
| 10 | PIN, S-ZN-4X45 COTTER | F81043-22 | 4 |
| 11 | WASHER, 13 FLAT ZINC | F81056-1 | 8 |
| 12 | NUT, M12 8 HEX NYLON ZINC LOCK | F81034-2 | 4 |
| 13 | BOLT, M12X40-8.8 HEX HEAD | F81004-1 | 4 |

4 Flipper Assembly (533453)

4.16 Flipper Assembly (533453)

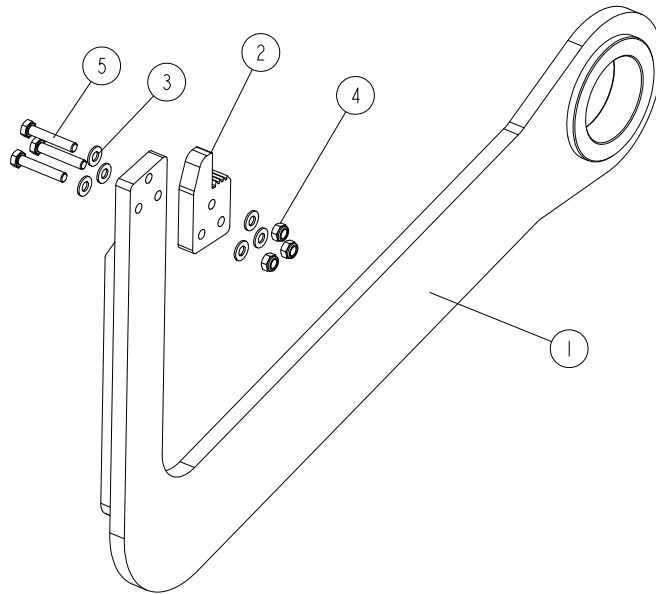
533453_001
533453_MANUAL



| REF. | DESCRIPTION (* indicates parts available in assemblies only) | Part # | QTY |
|------|--|----------|-----|
| - | FLIPPER ASSEMBLY (IV) | 533453 | 1 |
| 1 | SHAFT, SHORT | 533420-1 | 1 |
| 2 | ARM, LEFT FLIPPER - COMPLETE | 533443 | 2 |
| 3 | SLEEVE, BK16 45X75 CLAMPING | 533424 | 2 |

4.17 Left Flipper Arm (533443)

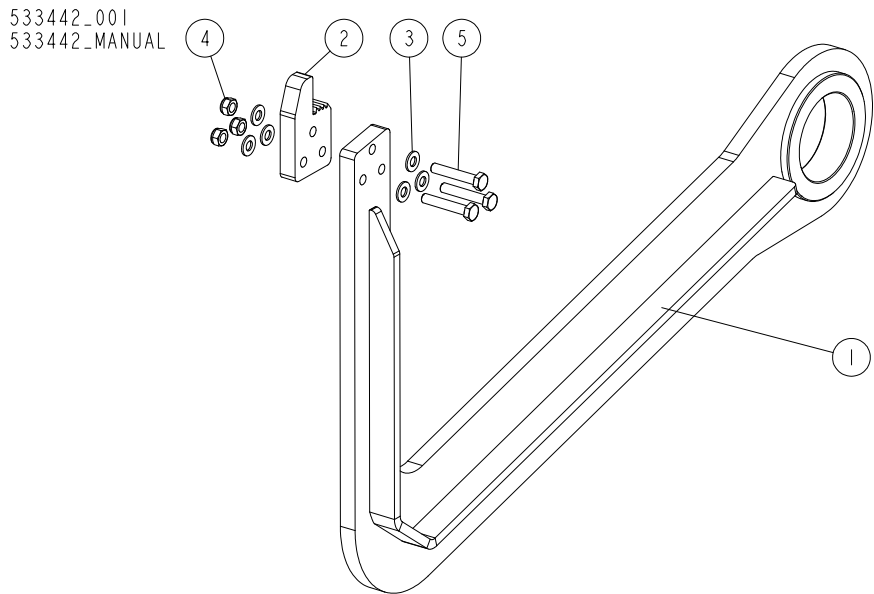
533443_001
533443_MANUAL



| REF. | DESCRIPTION (* indicates parts available in assemblies only) | Part # | QTY | |
|------|--|-----------|-----|--|
| - | ARM, LEFT FLIPPER - COMPLETE | 533443 | 1 | |
| 1 | ARM, LEFT FLIPPER | 533441-1 | 1 | |
| 2 | PLATE, FLIPPER ARM END | 529208 | 1 | |
| 3 | WASHER, 8.4 FLAT ZINC | F81054-1 | 6 | |
| 4 | NUT, M8-8-B HEX NYLON ZINC LOCK | F81032-2 | 3 | |
| 5 | BOLT, M8X45-8.8 HEX HEAD FULL THREAD ZINC | F81002-14 | 3 | |

4 Right Flipper Arm (533442)

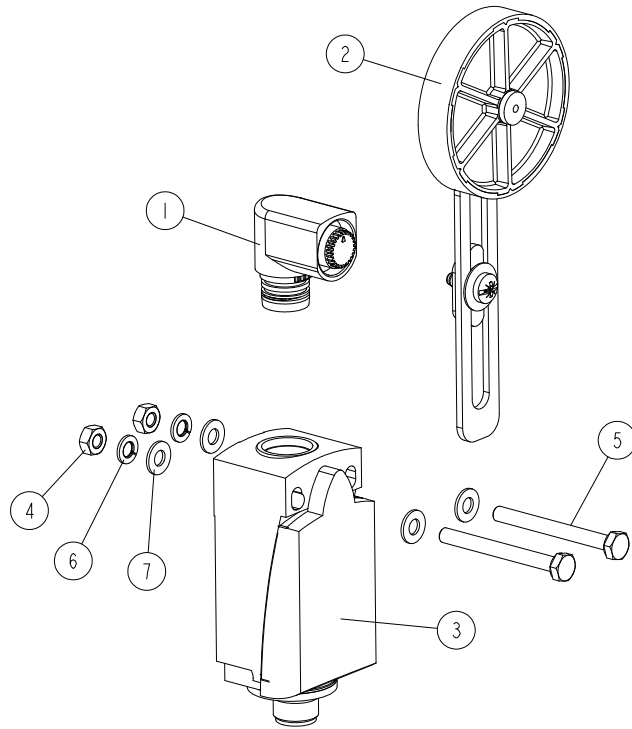
4.18 Right Flipper Arm (533442)



| REF. | DESCRIPTION (* indicates parts available in assemblies only) | Part # | QTY |
|------|--|-----------|-----|
| - | ARM, RIGHT FLIPPER - COMPLETE | 533442 | 1 |
| 1 | ARM, RIGHT FLIPPER | 533435-1 | 1 |
| 2 | PLATE, FLIPPER ARM END | 529208 | 1 |
| 3 | WASHER, 8.4 FLAT ZINC | F81054-1 | 6 |
| 4 | NUT, M8-8-B HEX NYLON ZINC LOCK | F81032-2 | 3 |
| 5 | BOLT, M8X45-8.8 HEX HEAD FULL THREAD ZINC | F81002-14 | 3 |

4.19 Conveyor Limit Switch (529246)

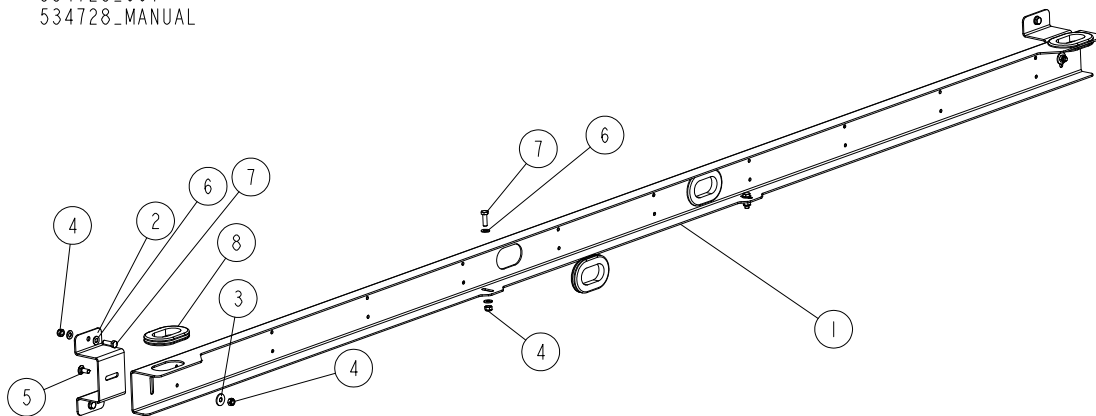
529246_001
529246_MANUAL



| REF. | DESCRIPTION (* indicates parts available in assemblies only) | PART # | QTY |
|------|--|-------------------------------|-----|
| - | SWITCH, EA3000 CONVEYOR LIMIT - COMPLETE | 529246 | 21 |
| 1 | HEAD, ZCE01 LIMIT SWITCH ROTARY SPRING RETURN | 532602-1 | 1 |
| 2 | ROLLER, 50MM ARM ZCY49 PLASTIC LEVER | 532602-2 | 1 |
| 3 | BASER, XCKD M12 5-PIN LIMIT SWITCH METAL | 532602 | 1 |
| 4 | | M4_NUT_PN-M-82175__F81029-1 | 2 |
| 5 | | M4X40_SOCKET_SCREW_F81011-37 | 2 |
| 6 | | 4_SPRING_WASHER__F81051-1 | 2 |
| 7 | | 4_WASHER_PN-M-82005__F81051-2 | 4 |

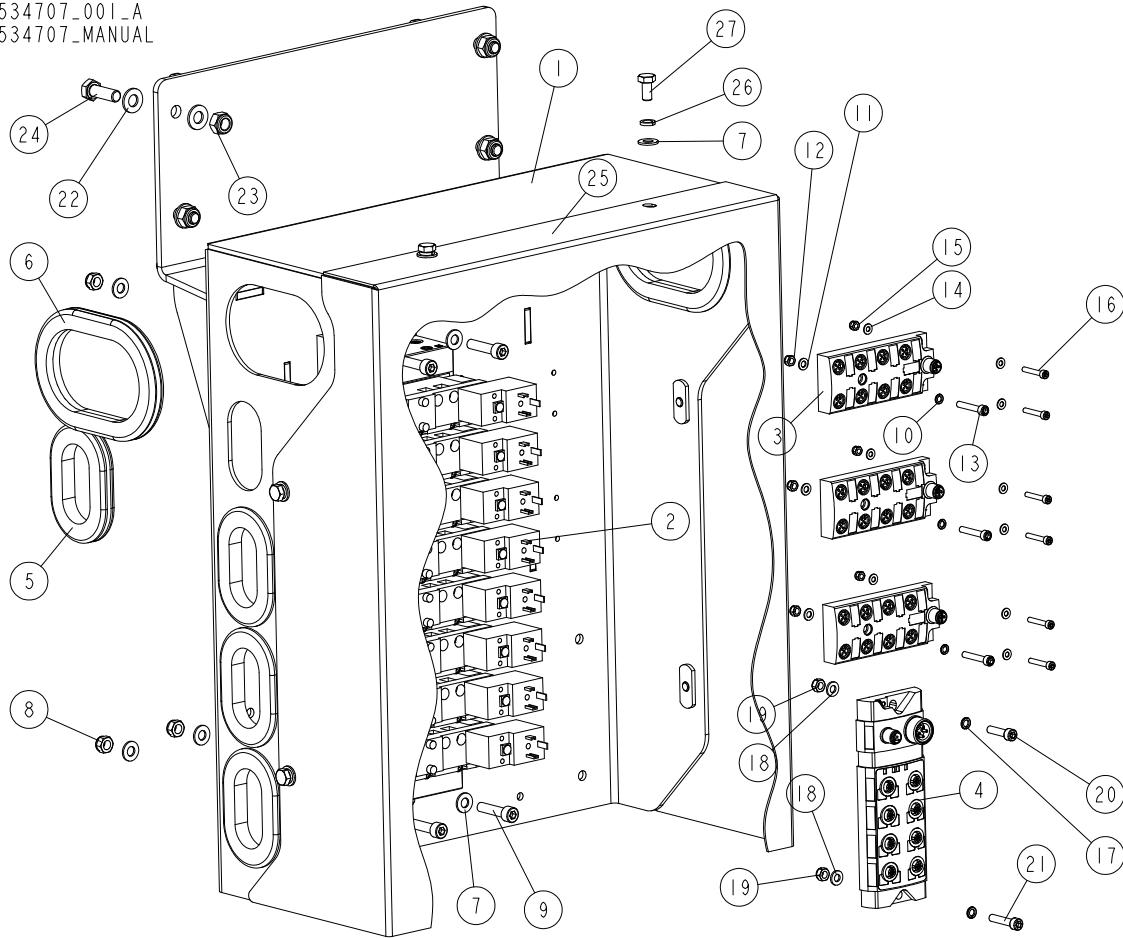
4.20 Cable/Hose Guide Channel (534728)

534728_001
534728_MANUAL



| REF. | DESCRIPTION (* indicates parts available in assemblies only) | Part # | QTY | |
|------|--|-----------|-----|--|
| - | CHANNEL, CABLE/HOSE GUIDE - COMPLETE | 534728 | 1 | |
| 1 | CHANNEL, CABLE/HOSE GUIDE | 534726-1 | 1 | |
| 2 | BRACKET, CABLE/HOSE GUIDE CHANNEL | 534727-1 | 2 | |
| 3 | WASHER, ISO 7093-1-8-200 HV-A2E. | F81054-11 | 2 | |
| 4 | NUT, M8-8-B HEX NYLON ZINC LOCK | F81032-2 | 8 | |
| 5 | BOLT, M8X20-8.8 CARRIAGE ZINC | F81002-11 | 2 | |
| 6 | WASHER, 8.4 FLAT ZINC | F81054-1 | 12 | |
| 7 | BOLT, M8X25-8.8-B HEX HEAD FULL THREAD ZINC | F81002-5 | 6 | |
| 8 | GROMMET, RUBBER | 089532 | 4 | |

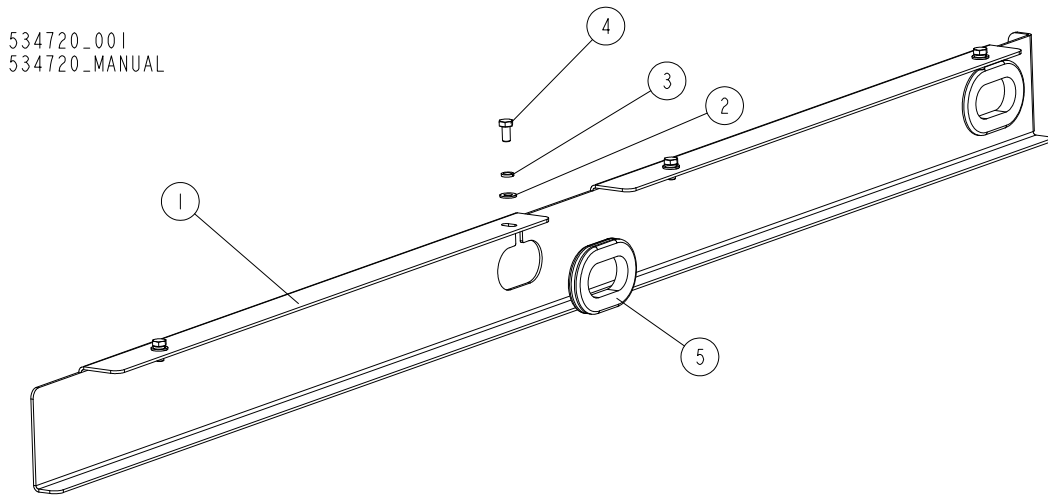
4.21 Valve Block Assembly (534707)

534707_001_A
534707_MANUAL

| REF. | DESCRIPTION (* indicates parts available in assemblies only) | PART # | QTY |
|------|--|------------|-----|
| - | BLOCK ASSEMBLY, VALVE (FOR 529142) | 534707 | 1 |
| 1 | BRACKET, VALVE BLOCK MOUNT (FOR 529142) | 534710-1 | 1 |
| 2 | BLOCK, VALVE (FOR 529142) See Section 5.21 | 534705 | 1 |
| 3 | NETWORK INTERFACE, BALLUFF BNI0005 | 532587 | 3 |
| 4 | NETWORK INTERFACE, BALLUFF BNI0050 | 532586 | 1 |
| 5 | GROMMET, RUBBER | 089532 | 4 |
| 6 | GROMMET, 72X122 RUBBER | 523667 | 2 |
| 7 | WASHER, 8.4 FLAT ZINC | F81054-1 | 14 |
| 8 | NUT, M8-8-B HEX NYLON ZINC LOCK | F81032-2 | 4 |
| 9 | SCREW, ISO 4762 M8X35-8.8-A2E HEX SOCKET HEAD CAP | F81002-101 | 4 |
| 10 | WASHER, 5.1 SPLIT LOCK | F81052-2 | 3 |
| 11 | WASHER, 5.3 FLAT ZINC | F81052-1 | 3 |
| 12 | NUT, M5-8 DIN985 HEX NYLON ZINC LOCK | F81030-2 | 3 |
| 13 | SCREW, M5X30-8.8 HEX SOCKET HEAD CAP ZINC | F81000-71 | 3 |
| 14 | WASHER, 4.3 FLAT ZINC | F81051-2 | 12 |
| 15 | NUT, M4-8 HEX NYLON ZINC LOCK | F81029-1 | 6 |
| 16 | SCREW, M4X25-8.8 HEX SOCKET HEAD CAP ZINC | F81011-3 | 6 |
| 17 | WASHER, Z 6.1 SPLIT LOCK ZINC | F81053-3 | 2 |

| REF. | DESCRIPTION (* indicates parts available in assemblies only) | PART # | QTY | |
|------|--|------------|-----|--|
| 18 | WASHER, 6.4 FLAT ZINC | F81053-1 | 2 | |
| 19 | NUT, M6-8-B HEX NYLON ZINC LOCK | F81031-2 | 2 | |
| 20 | SCREW, M6X25-8.8 HEX SOCKET HEAD CAP ZINC | F81001-41 | 1 | |
| 21 | SCREW, M6X30-8.8 HEX SOCKET HEAD CAP ZINC | F81001-42 | 1 | |
| 22 | WASHER, 10.5 FLAT ZINC | F81055-1 | 8 | |
| 23 | NUT, M10-8-B HEX NYLON ZINC LOCK | F81033-1 | 4 | |
| 24 | SCREW, DIN933-M10X30-8.8-A2E HEX CAP FULL THREAD | F81003-111 | 4 | |
| 25 | COVER, AIR BOX (I) | 535022-1 | 1 | |
| 26 | WASHER, 8.2 SPLIT LOCK ZINC | F81054-4 | 6 | |
| 27 | BOLT, M8X16-8.8-B HEX HEAD FULL THREAD ZINC | F81002-20 | 6 | |

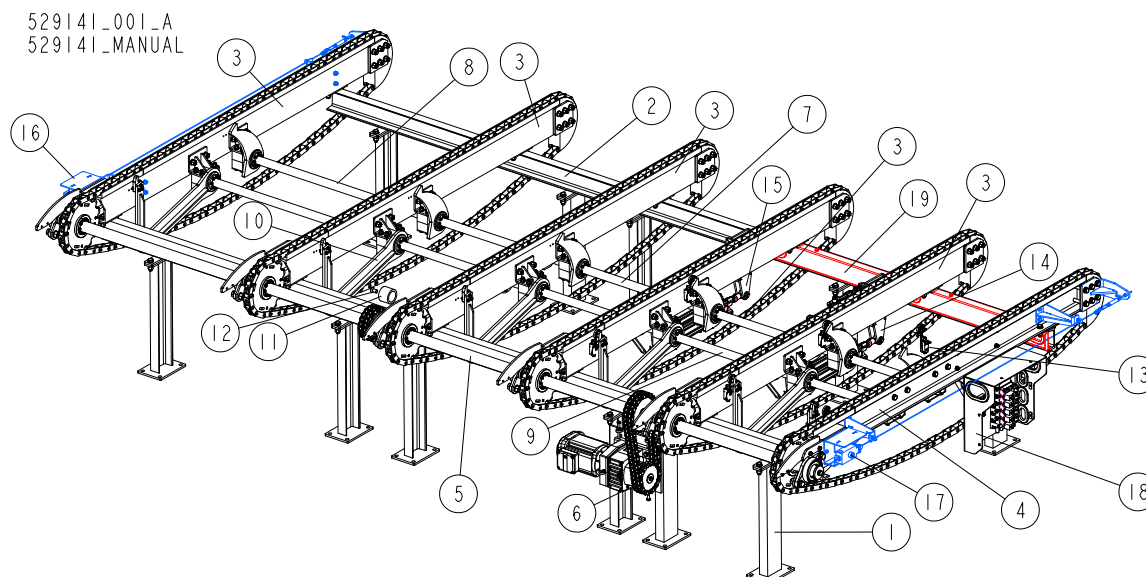
4.22 Air Hose Guide Channel (534720)



| REF. | DESCRIPTION (* indicates parts available in assemblies only) | PART # | QTY |
|------|--|-----------|-----|
| - | CHANNEL, PNEUMATIC HOSE GUIDE | 534720 | 1 |
| 1 | CHANNEL, HOSE GUIDE | 534719-1 | 1 |
| 2 | WASHER, 8.4 FLAT ZINC | F81054-1 | 4 |
| 3 | WASHER, 8.2 SPLIT LOCK ZINC | F81054-4 | 4 |
| 4 | BOLT, M8X16-8.8-B HEX HEAD FULL THREAD ZINC | F81002-20 | 4 |
| 5 | GROMMET, RUBBER | 089532 | 2 |

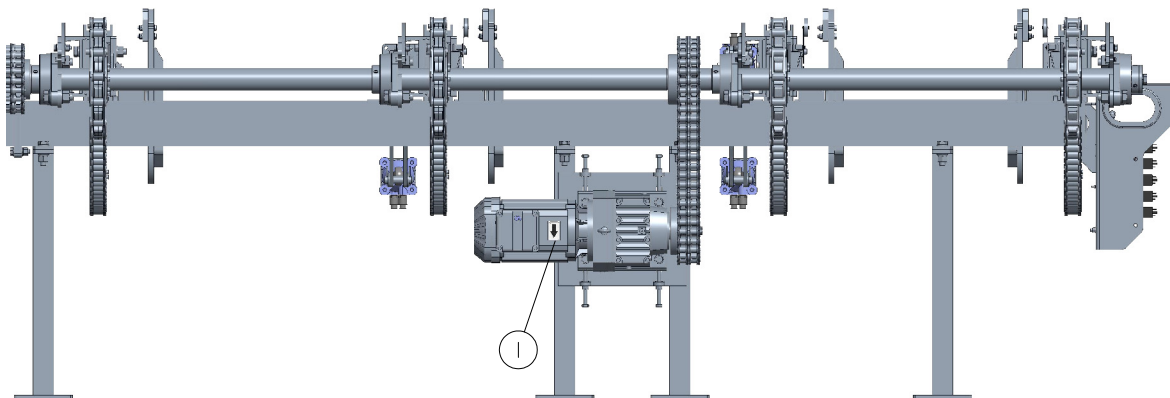
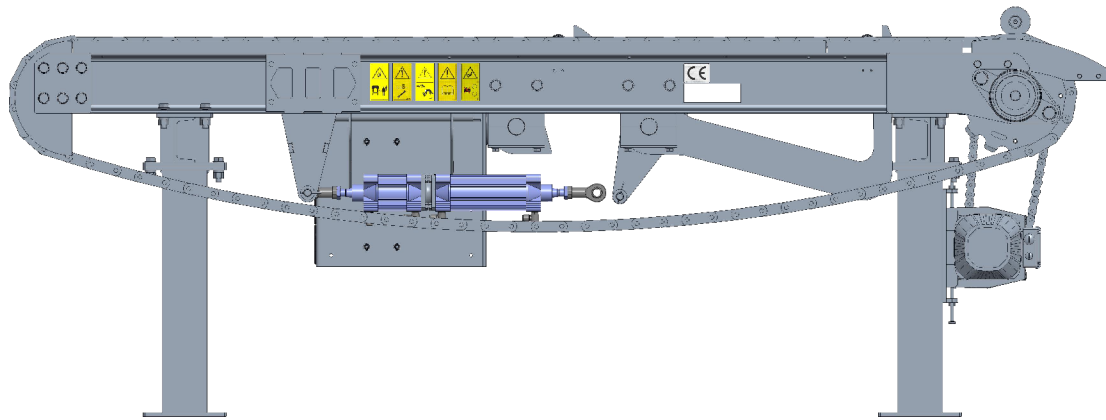
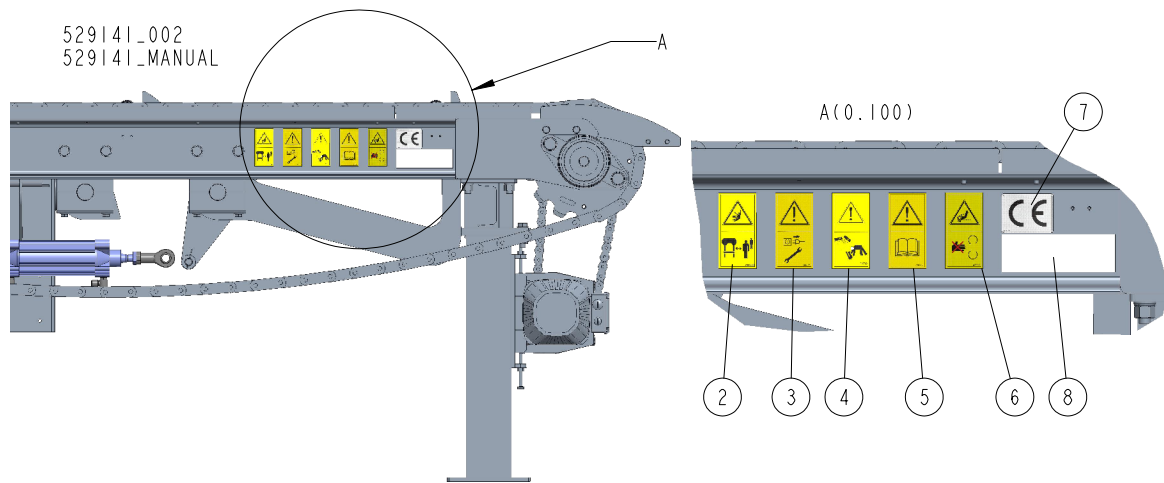
SECTION 5 CONVEYOR, EA3000 SHORT

5.1 Short Conveyor



| REF. | DESCRIPTION (* indicates parts available in assemblies only) | PART # | QTY |
|------|---|-----------|-----|
| - | CONVEYOR, EA3000 SHORT | 529141 | 1 |
| 1 | BEAM ASSEMBLY, SHORT CONVEYOR FRAME W/DRIVE See Section 5.3 | 529168 | 1 |
| 2 | BEAM ASSEMBLY, SHORT CONVEYOR FRAME See Section 5.5 | 529186 | 1 |
| 3 | RAIL ASSEMBLY, CONVEYING See Section 5.6 | 529145 | 5 |
| 4 | RAIL ASSEMBLY, LEFT CONVEYING See Section 5.7 | 529166 | 1 |
| 5 | SHAFT, CONVEYOR DRIVE - COMPLETE See Section 4.10 | 529215 | 1 |
| 6 | CHAIN, ANSI 80-2 54-LINK | 529243 | 1 |
| 7 | SHAFT W/STOPPER FINGERS (I) See Section 5.8 | 533426 | 1 |
| 8 | SHAFT W/STOPPER FINGERS (II) See Section 5.9 | 533425 | 1 |
| 9 | FLIPPER ASSEMBLY (I) See Section 5.10 | 533436 | 1 |
| 10 | FLIPPER ASSEMBLY (II) See Section 5.11 | 533444 | 1 |
| 11 | BUSHING, LOCKING | 529250 | 1 |
| 12 | SCREW, M16X30-10.9 DIN7991 FLAT SOCKET HEAD CAP ZINC | F81006-55 | 1 |
| 13 | SWITCH, EA3000 CONVEYOR LIMIT - COMPLETE See Section 4.19 | 529246 | 6 |
| 14 | CYLINDER, PNEUMATIC W/BRACKET (IV) See Section 5.13 | 534335 | 1 |
| 15 | CYLINDER, PNEUMATIC W/BRACKET (IV) See Section 5.14 | 534336 | 1 |
| 16 | SWITCH ASSEMBLY, CABLE PULL EMERGENCY (II) See Section 5.17 | 534703 | 1 |
| 17 | SWITCH ASSEMBLY, CABLE PULL EMERGENCY (I) See Section 5.17 | 534702 | 1 |
| 18 | BLOCK ASSEMBLY, VALVE See Section 5.20 | 534706 | 1 |
| 19 | CHANNEL, PNEUMATIC HOSE GUIDE See Section 5.19 | 534722 | 1 |

5.2 Decals



| REF. | DESCRIPTION (* indicates parts available in assemblies only) | PART # | QTY |
|------|---|--------|-----|
| - | DECAL KIT, EA3000 CONVEYOR | 534851 | 1 |
| 1 | DECAL, MOTOR DIRECTION | S20097 | 1 |
| 2 | DECAL, "KEEP A SAFE DISTANCE" | 099221 | 2 |
| 3 | DECAL, "DISCONNECT POWER SUPPLY BEFORE SERVICING" (PICTOGRAM) | 098177 | 2 |
| 4 | DECAL, "SLABS FALLING OFF THE TABLE" | 099780 | 2 |
| 5 | DECAL, "READ THE OPERATOR'S MANUAL" | 096317 | 2 |

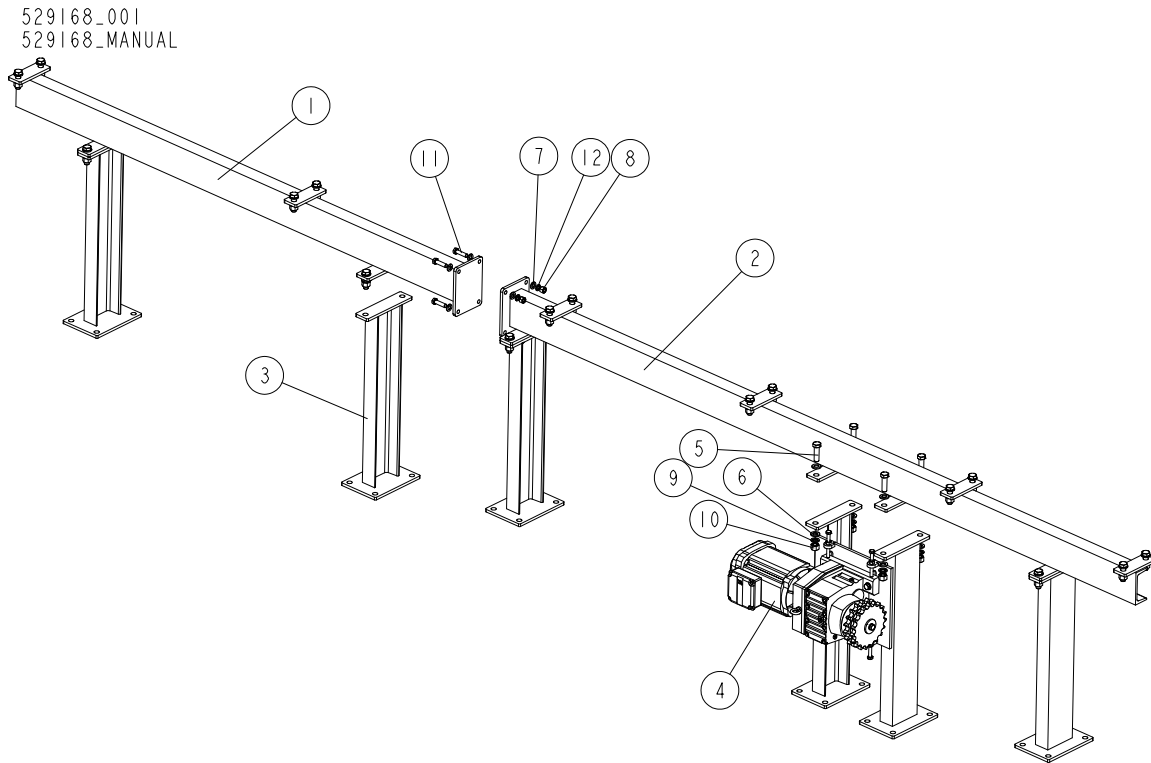


CONVEYOR, EA3000 SHORT

Decals

| REF. | DESCRIPTION (* indicates parts available in assemblies only) | PART # | QTY | |
|------|--|-------------------|-----|--|
| 6 | DECAL, TOOTHED GEAR WARNING | 099540 | 2 | |
| 7 | DECAL, CE CERTIFIED SAWMILL - SMALL | P85070 | 2 | |
| 8 | | DECAL, VIN NO. | 2 | |

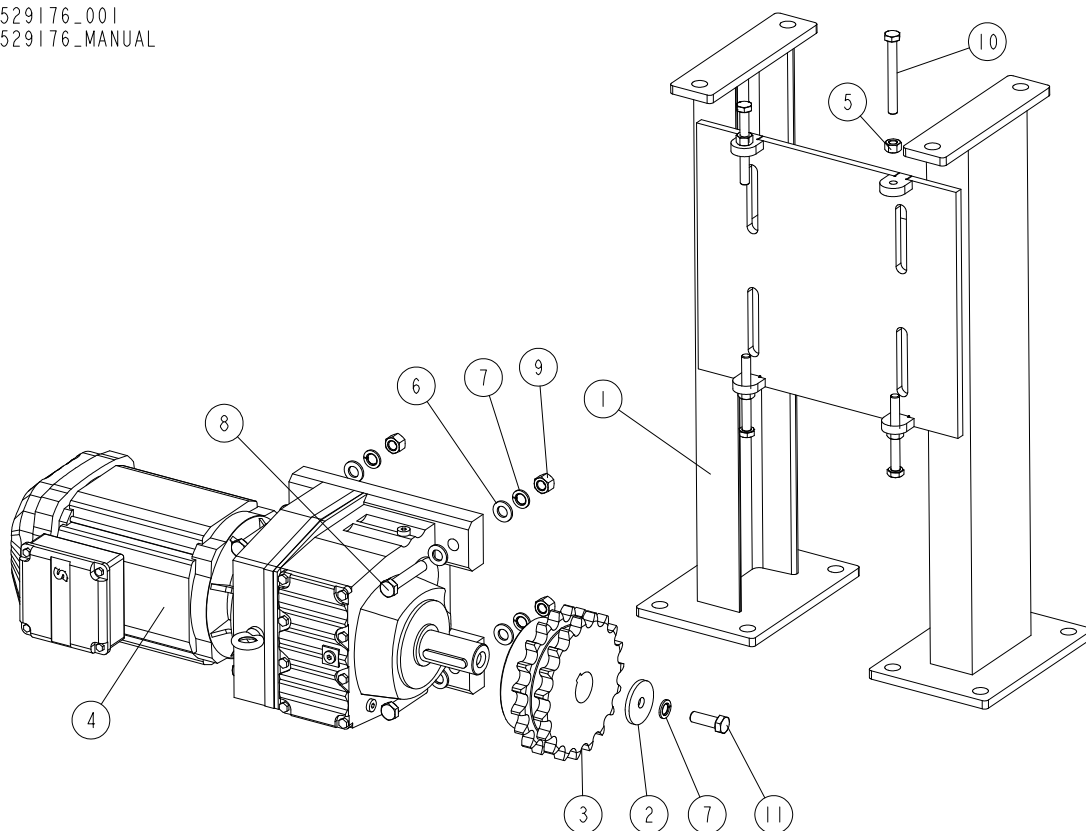
5.3 Short Conveyor Frame Beams w/Drive (529168)



| REF. | DESCRIPTION (* indicates parts available in assemblies only) | Part # | QTY |
|------|--|---------------------------------|-----|
| - | BEAM ASSEMBLY, SHORT CONVEYOR FRAME W/DRIVE | 529168 | 1 |
| 1 | BEAM, SHORT CONVEYOR (II) | 529174 | 1 |
| 2 | BEAM, SHORT CONVEYOR (I) | 529169 | 1 |
| 3 | LEG, EA3000 CONVEYOR | 529178-1 | 4 |
| 4 | DRIVE ASSEMBLY, SHORT CONVEYOR See Section 5.4 | 529176 | 1 |
| 5 | | M16X55_PN-M-82105_F81006-61 | 24 |
| 6 | | 17_WASHER_PN-M-82175_F81058-1 | 48 |
| 7 | | 13_WASHER_PN-M-82005_F81056-1 | 8 |
| 8 | | M12_NUT_PN-M-82175_F81034-2 | 4 |
| 9 | | 16_SPRING_WASHER_82008_F81058-2 | 24 |
| 10 | | M16_NUT_PN-M-82175_F81036-2 | 24 |
| 11 | | M12X45_PN-M-82105_F81004-32 | 4 |
| 12 | | 12_SPRING_WASHER_82008_F81056-2 | 4 |

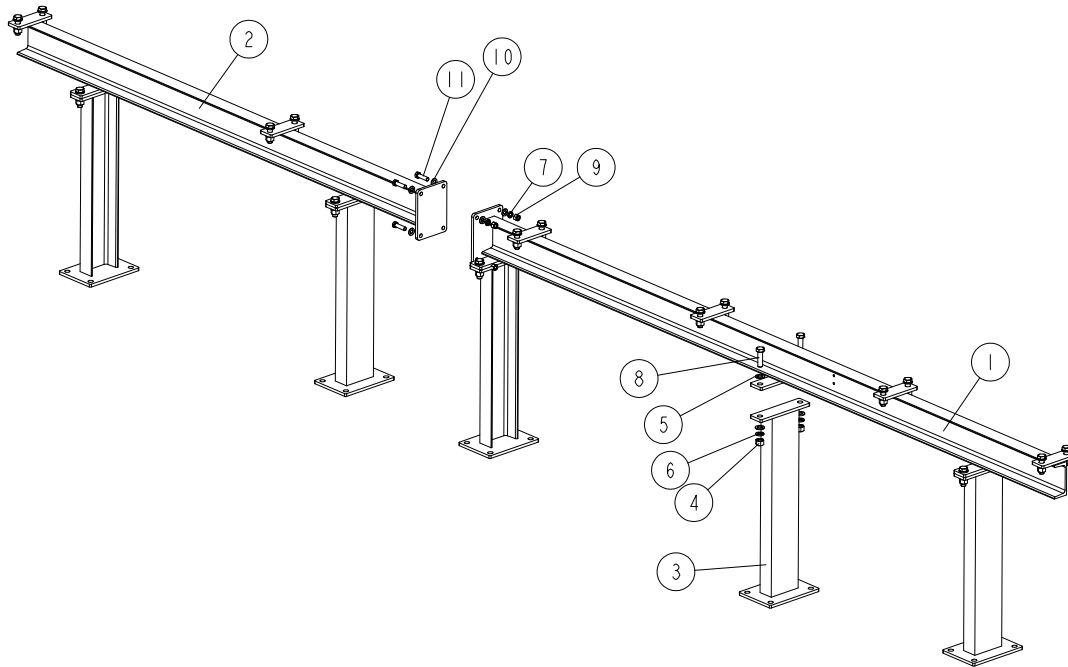
5.4 Short Conveyor Drive Assembly (529176)

529176_001
529176_MANUAL



| REF. | DESCRIPTION (* indicates parts available in assemblies only) | PART # | QTY |
|------|--|---------------------------------|-----|
| - | DRIVE ASSEMBLY, SHORT CONVEYOR | 529176 | 1 |
| 1 | MOUNT WELDMENT, CONVEYOR DRIVE | 529177 | 1 |
| 2 | WASHER, 12/50-5 ZINC-PLATED | 529185 | 1 |
| 3 | SPROCKET, ANSI 80-2 Z19 | 529184 | 1 |
| 4 | GEARMOTOR, R67 DRN90L4 | 529144 | 1 |
| 5 | | M10_NUT_PN-M-82175__F81033-1 | 4 |
| 6 | | 13_WASHER_PN-M-82005__F81056-1 | 8 |
| 7 | | 12_SPRING_WASHER_82008_F81056-2 | 5 |
| 8 | | M12X65_PN-M-82105__F81004-78 | 4 |
| 9 | | M12_NUT_PN-M-82175__F81034-2 | 4 |
| 10 | | M10X90_PN-M-82105__F81003-90 | 4 |
| 11 | | M12X35_PN-M-82105__F81004-11 | 1 |

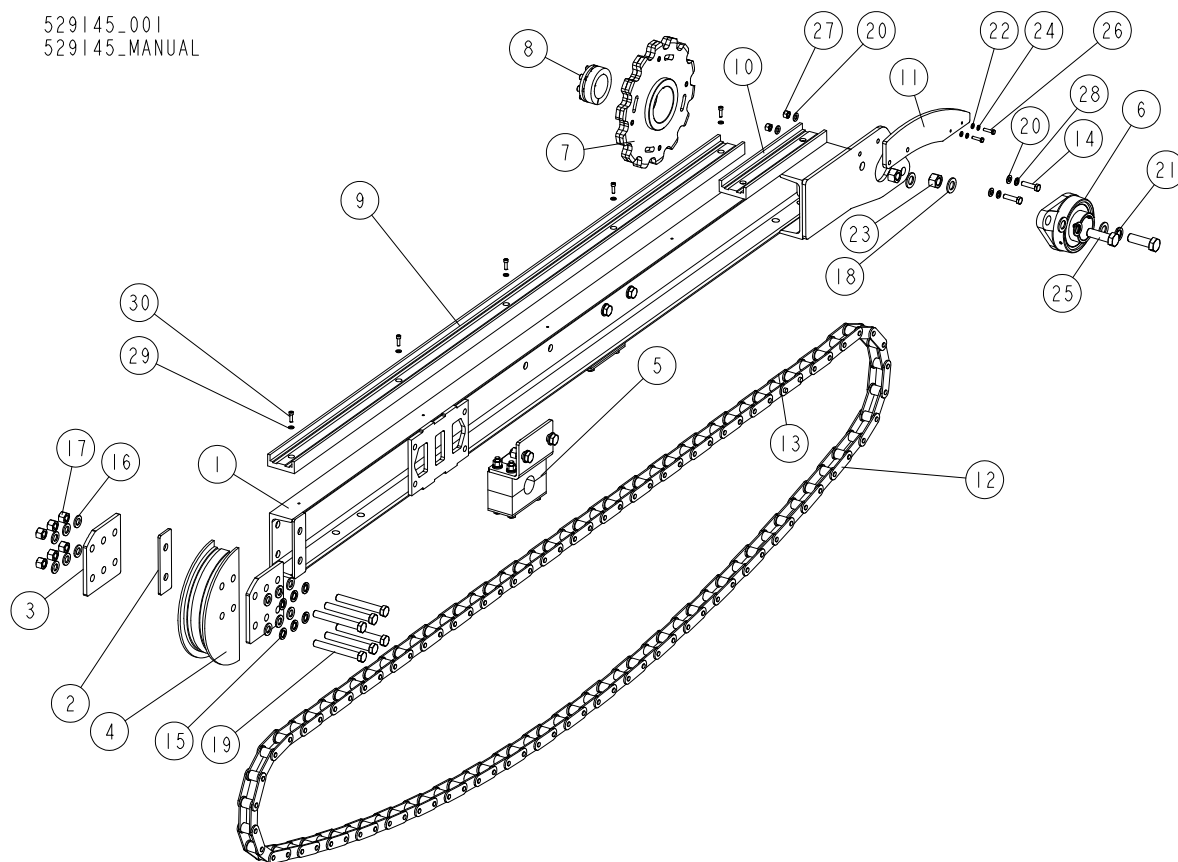
5.5 Short Conveyor Frame Beams (529186)

529186_001
529186_MANUAL

| REF. | DESCRIPTION (* indicates parts available in assemblies only) | PART # | QTY | |
|------|--|---------------------------------|-----|--|
| - | BEAM ASSEMBLY, SHORT CONVEYOR FRAME | 529186 | 1 | |
| 1 | BEAM, SHORT CONVEYOR (III) | 529187 | 1 | |
| 2 | BEAM, SHORT CONVEYOR (IV) | 529188 | 1 | |
| 3 | LEG, EA3000 CONVEYOR | 529178-1 | 5 | |
| 4 | | M16_NUT_PN-M-82175__F81036-2 | 22 | |
| 5 | | 17_WASHER_PN-M-82175__F81058-1 | 44 | |
| 6 | | 16_SPRING_WASHER_82008_F81058-2 | 22 | |
| 7 | | 12_SPRING_WASHER_82008_F81056-2 | 4 | |
| 8 | | M16X55_PN-M-82105_F81006-61 | 22 | |
| 9 | | M12_NUT_PN-M-82175__F81034-2 | 4 | |
| 10 | | 13_WASHER_PN-M-82005__F81056-1 | 8 | |
| 11 | | M12X45_PN-M-82105__F81004-32 | 4 | |

5.6 Conveying Rail Assembly (529145)

529145_001
529145_MANUAL

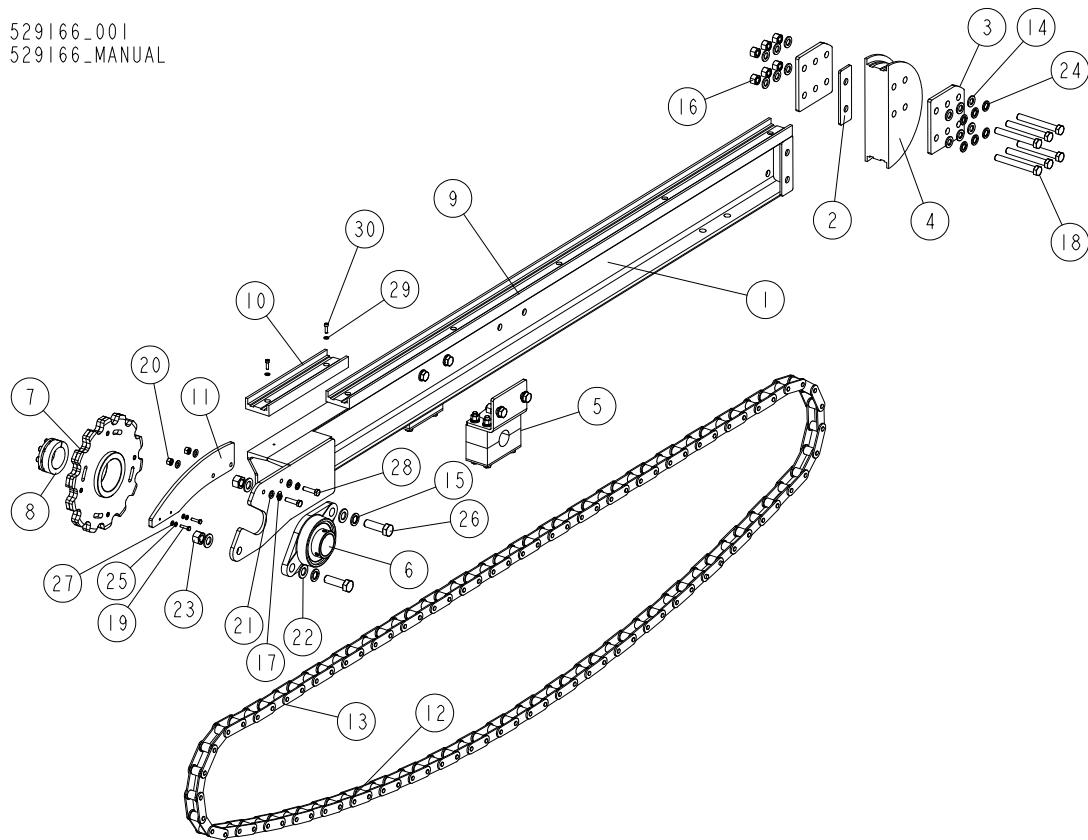


| REF. | DESCRIPTION (* indicates parts available in assemblies only) | PART # | QTY |
|------|--|---------------------------------|-----|
| - | RAIL ASSEMBLY, CONVEYING | 529145 | 5 |
| 1 | CHANNEL, CONVEYING RAIL | 529251 | 1 |
| 2 | PLATE, 160X50-6 SPACER | 529157-1 | 1 |
| 3 | PLATE, 160X150-10 MOUNT | 529156 | 2 |
| 4 | PROFILE, CONVEYOR CHAIN GUIDE | 529155 | 1 |
| 5 | BEARING ASSEMBLY, SLIDE | 529160 | 2 |
| 6 | BEARING, UCFL 212 W/HOUSING | 529148 | 1 |
| 7 | SPROCKET, 81X Z14 | 532767-1 | 1 |
| 8 | SLEEVE, BK13 60X90 CLAMPING | 533417 | 1 |
| 9 | CHANNEL, 81X L=1992 CHAIN GUIDE | 532769 | 1 |
| 10 | CHANNEL, 81X L=357 CHAIN GUIDE | 533416 | 1 |
| 11 | PLATE, GUIDE | 529159 | 1 |
| 12 | CHAIN, 81X 90-LINK | 529150 | 1 |
| 13 | LINK, 81X MASTER | 533445 | 2 |
| 14 | | M10X40_PN-M-82105__F81003-16 | 2 |
| 15 | | 16_SPRING_WASHER_82008_F81058-2 | 6 |
| 16 | | 17_WASHER_PN-M-82175__F81058-1 | 12 |
| 17 | | M16_NUT_PN-M-82175__F81036-2 | 6 |
| 18 | | 21_WASHER_PN-M-82005__F81059-2 | 4 |

| REF. | DESCRIPTION (* indicates parts available in assemblies only) | PART # | QTY | |
|------|--|---------------------------------|-----|--|
| 19 | | M16X130_PN-M-82101_F81006-35 | 6 | |
| 20 | | 10_5_WASHER_PN-M-82005_F81055-1 | 4 | |
| 21 | | 20_SPRING_WASHER_82008_F81059-1 | 2 | |
| 22 | | 6_WASHER_PN-M82005__F81053-1 | 2 | |
| 23 | | M20_NUT_PN-M-82175__F81037-2 | 2 | |
| 24 | | 6_SPRING_WASHER_82008_F81053-3 | 2 | |
| 25 | | M20X65_PN-M-82105__F81007-38 | 2 | |
| 26 | | M6X25_PN-M-82105__F81001-3 | 2 | |
| 27 | | M10_NUT_PN-M-82175__F81033-1 | 2 | |
| 28 | | 10_SPRING_WASHER_82008_F81055-2 | 2 | |
| 29 | WASHER, 6.4 FLAT ZINC | F81053-1 | 7 | |
| 30 | SCREW, M6X20 8.8 HEX SOCKET HEAD CAP ZINC | F81001-22 | 7 | |

5.7 Conveying Rail Assembly (529166)

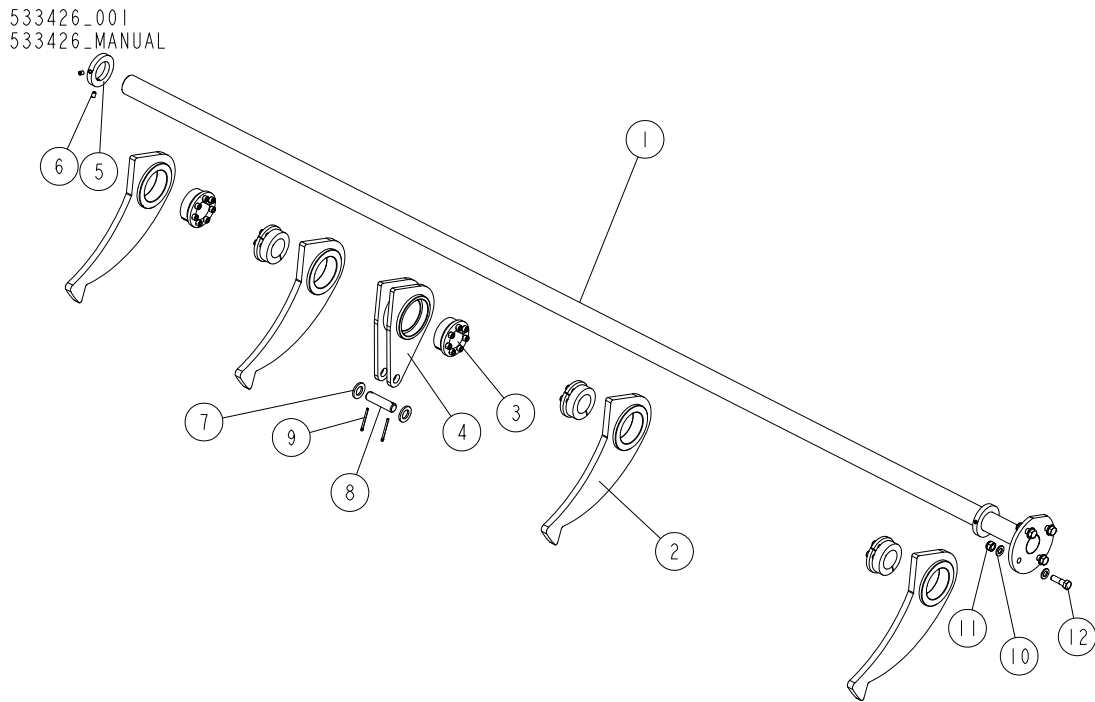
529166_001
529166_MANUAL



| REF. | DESCRIPTION (* indicates parts available in assemblies only) | PART # | QTY |
|------|--|---------------------------------|-----|
| - | RAIL ASSEMBLY, LEFT CONVEYING | 529166 | 1 |
| 1 | CHANNEL, LEFT CONVEYING RAIL | 529252 | 1 |
| 2 | PLATE, 160X50-6 SPACER | 529157-1 | 1 |
| 3 | PLATE, 160X150-10 MOUNT | 529156 | 2 |
| 4 | PROFILE, CONVEYOR CHAIN GUIDE | 529155 | 1 |
| 5 | BEARING ASSEMBLY, SLIDE | 529160 | 2 |
| 6 | BEARING, UCFL 212 W/HOUSING | 529148 | 1 |
| 7 | SPROCKET, 81X Z14 | 532767-1 | 1 |
| 8 | SLEEVE, BK13 60X90 CLAMPING | 533417 | 1 |
| 9 | CHANNEL, 81X L=1992 CHAIN GUIDE | 532769 | 1 |
| 10 | CHANNEL, 81X L=357 CHAIN GUIDE | 533416 | 1 |
| 11 | PLATE, GUIDE | 529159 | 1 |
| 12 | CHAIN, 81X 90-LINK | 529150 | 1 |
| 13 | LINK, 81X MASTER | 533445 | 2 |
| 14 | | 17_WASHER_PN-M-82175_F81058-1 | 12 |
| 15 | | 20_SPRING_WASHER_82008_F81059-1 | 2 |
| 16 | | M16_NUT_PN-M-82175_F81036-2 | 6 |
| 17 | | 10_SPRING_WASHER_82008_F81055-2 | 2 |
| 18 | | M16X130_PN-M-82101_F81006-35 | 6 |

| REF. | DESCRIPTION (* indicates parts available in assemblies only) | PART # | QTY | |
|------|--|---------------------------------|-----|--|
| 19 | | M6X25_PN-M-82105__F81001-3 | 2 | |
| 20 | | M10_NUT_PN-M-82175__F81033-1 | 2 | |
| 21 | | 10_5_WASHER_PN-M-82005_F81055-1 | 4 | |
| 22 | | 21_WASHER_PN-M-82005__F81059-2 | 4 | |
| 23 | | M20_NUT_PN-M-82175__F81037-2 | 2 | |
| 24 | | 16_SPRING_WASHER_82008_F81058-2 | 6 | |
| 25 | | 6_SPRING_WASHER_82008_F81053-3 | 2 | |
| 26 | | M20X65_PN-M-82105__F81007-38 | 2 | |
| 27 | | 6_WASHER_PN-M82005__F81053-1 | 2 | |
| 28 | | M10X40_PN-M-82105__F81003-16 | 2 | |
| 29 | WASHER, 6.4 FLAT ZINC | F81053-1 | 7 | |
| 30 | SCREW, M6X20 8.8 HEX SOCKET HEAD CAP ZINC | F81001-22 | 7 | |

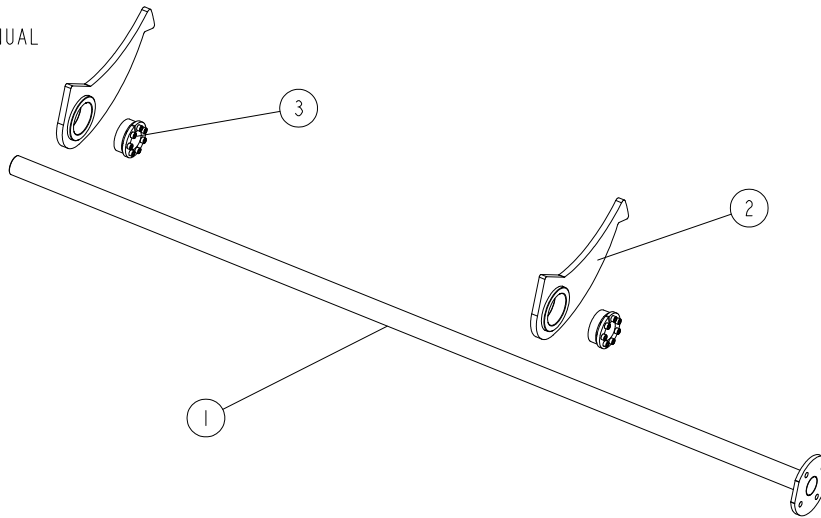
5.8 Shaft with Stopper Fingers (533426)



| REF. | DESCRIPTION (* indicates parts available in assemblies only) | PART # | QTY |
|------|--|------------|-----|
| - | SHAFT W/STOPPER FINGERS (I) | 533426 | 1 |
| 1 | SHAFT, LONG | 533428-1 | 1 |
| 2 | FINGER, STOPPER | 533423-1 | 4 |
| 3 | SLEEVE, BK16 45X75 CLAMPING | 533424 | 5 |
| 4 | ARM, PNEUMATIC CYLINDER (I) | 533429-1 | 1 |
| 5 | COLLAR, 45X75-12 LOCKING | 533432-1 | 2 |
| 6 | SCREW, M8X12-45H FE/ZN DIN914 HEX SOCKET SET W/CONE POINT | F81002-105 | 4 |
| 7 | WASHER, 21 FLAT ZINC | F81059-2 | 2 |
| 8 | PIN, 20X75 ZINC-PLATED | 533433-1 | 1 |
| 9 | PIN, S-ZN-4X45 COTTER | F81043-22 | 2 |
| 10 | WASHER, 13 FLAT ZINC | F81056-1 | 8 |
| 11 | NUT, M12 8 HEX NYLON ZINC LOCK | F81034-2 | 4 |
| 12 | BOLT, M12X40-8.8 HEX HEAD | F81004-1 | 4 |

5.9 Shaft with Stopper Fingers (533425)

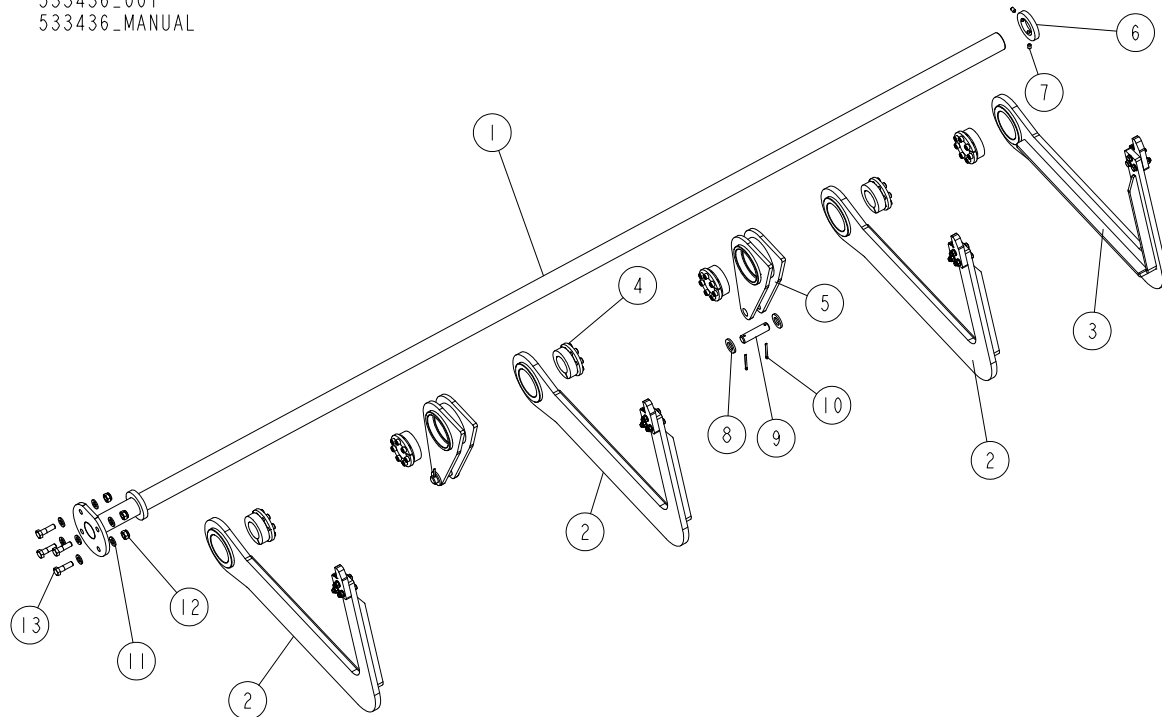
533425_001
533425_MANUAL



| REF. | DESCRIPTION (* indicates parts available in assemblies only) | PART # | QTY |
|------|--|----------|-----|
| - | SHAFT W/STOPPER FINGERS (II) | 533425 | 1 |
| 1 | SHAFT, SHORT | 533420-1 | 1 |
| 2 | FINGER, STOPPER | 533423-1 | 2 |
| 3 | SLEEVE, BK16 45X75 CLAMPING | 533424 | 2 |

5.10 Flipper Assembly (533436)

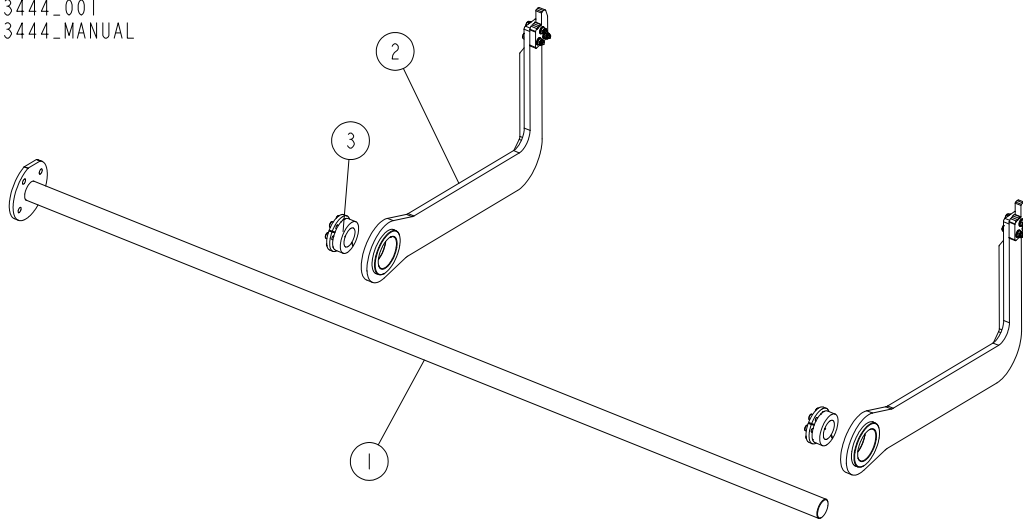
533436_001
533436_MANUAL



| REF. | DESCRIPTION (* indicates parts available in assemblies only) | Part # | QTY |
|------|--|------------|-----|
| - | FLIPPER ASSEMBLY (I) | 533436 | 1 |
| 1 | SHAFT, LONG | 533428-1 | 1 |
| 2 | ARM, RIGHT FLIPPER - COMPLETE | 533442 | 3 |
| 3 | ARM, LEFT FLIPPER - COMPLETE | 533443 | 1 |
| 4 | SLEEVE, BK16 45X75 CLAMPING | 533424 | 6 |
| 5 | ARM, PNEUMATIC CYLINDER (II) | 533437-1 | 2 |
| 6 | COLLAR, 45X75-12 LOCKING | 533432-1 | 2 |
| 7 | SCREW, M8X12-45H FE/ZN DIN914 HEX SOCKET SET W/CONE POINT | F81002-105 | 4 |
| 8 | WASHER, 21 FLAT ZINC | F81059-2 | 4 |
| 9 | PIN, 20X75 ZINC-PLATED | 533433-1 | 2 |
| 10 | PIN, S-ZN-4X45 COTTER | F81043-22 | 4 |
| 11 | WASHER, 13 FLAT ZINC | F81056-1 | 8 |
| 12 | NUT, M12 8 HEX NYLON ZINC LOCK | F81034-2 | 4 |
| 13 | BOLT, M12X40-8.8 HEX HEAD | F81004-1 | 4 |

5.11 Flipper Assembly (533444)

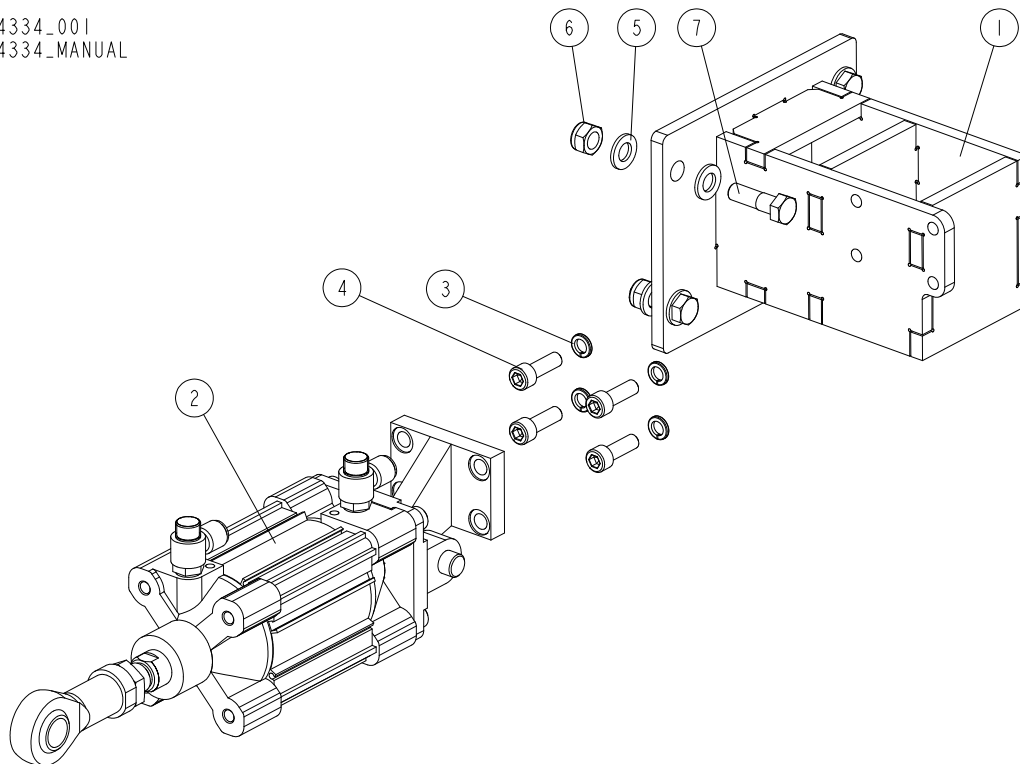
533444_001
533444_MANUAL



| REF. | DESCRIPTION (* indicates parts available in assemblies only) | PART # | QTY |
|------|--|----------|-----|
| - | FLIPPER ASSEMBLY (II) | 533444 | 1 |
| 1 | SHAFT, SHORT | 533420-1 | 1 |
| 2 | ARM, RIGHT FLIPPER - COMPLETE | 533442 | 2 |
| 3 | SLEEVE, BK16 45X75 CLAMPING | 533424 | 2 |

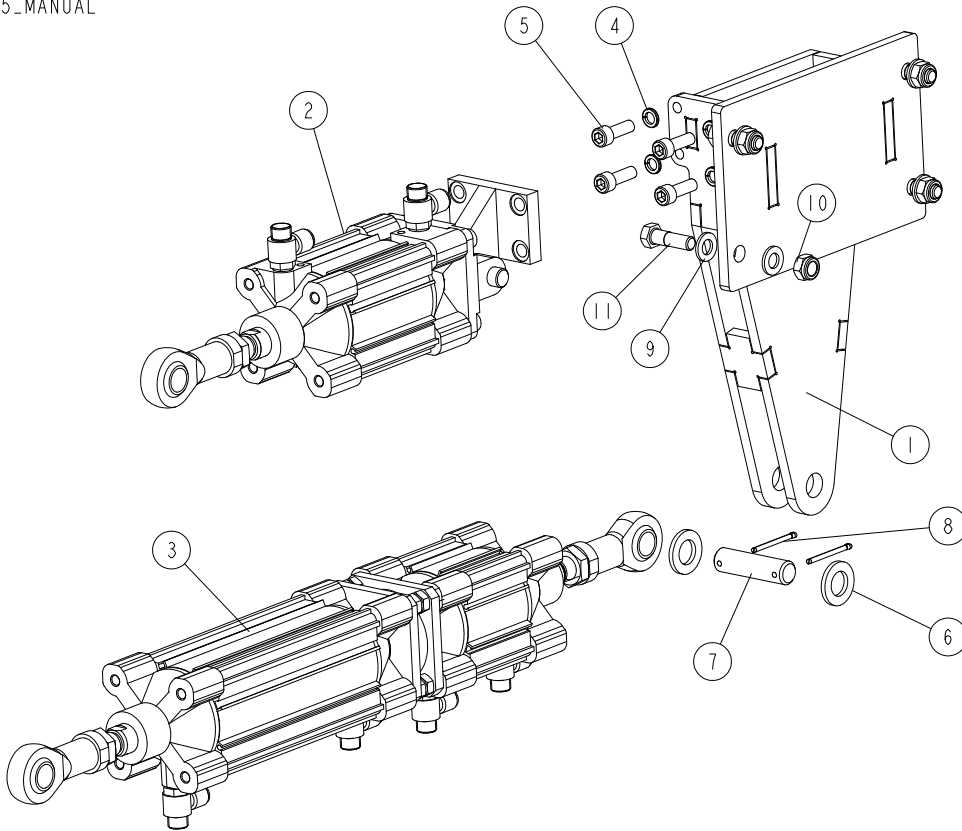
5.12 Pneumatic Cylinder with Bracket (534334)

534334_001
534334_MANUAL



| REF. | DESCRIPTION (* indicates parts available in assemblies only) | PART # | QTY |
|------|--|------------|-----|
| - | CYLINDER, PNEUMATIC W/BRACKET (III) | 534334 | 3 |
| 1 | BRACKET, PNEUMATIC CYLINDER MOUNT | 529278 | 1 |
| 2 | CYLINDER ASSEMBLY, STOPPER FINGER PNEUMATIC See Section 5.16 | 534329 | 1 |
| 3 | WASHER, Z 10.2 SPLIT LOCK ZINC | F81055-2 | 4 |
| 4 | SCREW, M10X30 8.8 HEX SOCKET HEAD CAP ZINC | F81003-110 | 4 |
| 5 | WASHER, 13 FLAT ZINC | F81056-1 | 8 |
| 6 | NUT, M12 8 HEX NYLON ZINC LOCK | F81034-2 | 4 |
| 7 | BOLT, M12X40-8.8 HEX HEAD | F81004-1 | 4 |

5.13 Pneumatic Cylinders with Bracket (534335)

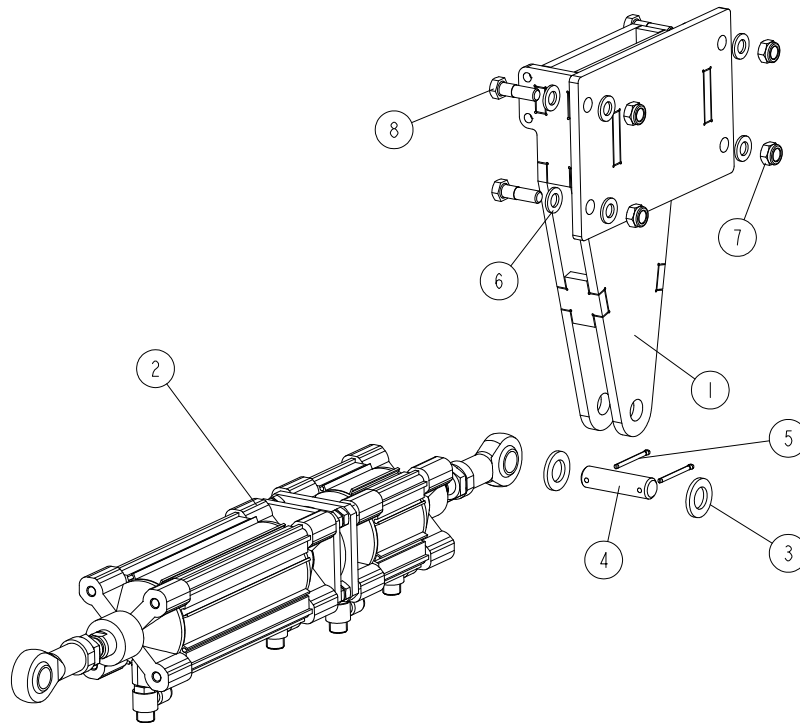
534335_001
534335_MANUAL

| REF. | DESCRIPTION (* indicates parts available in assemblies only) | PART # | QTY |
|------|---|---------------------|-----|
| - | CYLINDER, PNEUMATIC W/BRACKET (IV) | 534335 | 1 |
| - | CYLINDER, PNEUMATIC W/BRACKET (I) | 534332 | 1 |
| 1 | BRACKET, PNEUMATIC CYLINDER MOUNT | 529228 ¹ | 1 |
| | BRACKET, PNEUMATIC CYLINDER MOUNT | 529276 ² | 1 |
| 2 | CYLINDER ASSEMBLY STOPPER FINGER PNEUMATIC See Section 5.16 | 534329 | 1 |
| 3 | CYLINDER ASSEMBLY, FLIPPER PNEUMATIC See Section 5.15 | 534330 | 1 |
| 4 | WASHER, Z 10.2 SPLIT LOCK ZINC | F81055-2 | 4 |
| 5 | SCREW, M10X30 8.8 HEX SOCKET HEAD CAP ZINC | F81003-110 | 4 |
| 6 | WASHER, 21 FLAT ZINC | F81059-2 | 2 |
| 7 | PIN, 20X75 ZINC-PLATED | 533433-1 | 1 |
| 8 | PIN, S-ZN-4X45 COTTER | F81043-22 | 2 |
| 9 | WASHER, 13 FLAT ZINC | F81056-1 | 8 |
| 10 | NUT, M12 8 HEX NYLON ZINC LOCK | F81034-2 | 4 |
| 11 | BOLT, M12X40-8.8 HEX HEAD | F81004-1 | 4 |

¹ Included in assy # 534335² Included in assy # 534332

5.14 Pneumatic Cylinder with Bracket (534336)

534336_001
534336_MANUAL



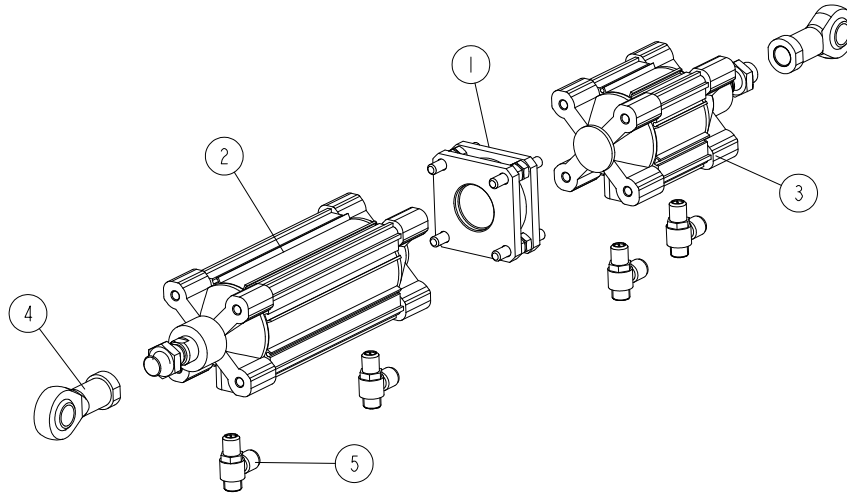
| REF. | DESCRIPTION (* indicates parts available in assemblies only) | PART # | QTY |
|------|---|---------------------|-----|
| - | CYLINDER, PNEUMATIC W/BACKET (IV) | 534336 | 1 |
| - | CYLINDER, PNEUMATIC W/BACKET (II) | 534333 | 1 |
| 1 | BRACKET, PNEUMATIC CYLINDER MOUNT | 529228 ¹ | 1 |
| | BRACKET, PNEUMATIC CYLINDER MOUNT | 529276 ² | 1 |
| 2 | CYLINDER ASSEMBLY, FLIPPER PNEUMATIC See Section 5.16 | 534330 | 1 |
| 3 | WASHER, 21 FLAT ZINC | F81059-2 | 2 |
| 4 | PIN, 20X75 ZINC-PLATED | 533433-1 | 1 |
| 5 | PIN, S-ZN-4X45 COTTER | F81043-22 | 2 |
| 6 | WASHER, 13 FLAT ZINC | F81056-1 | 8 |
| 7 | NUT, M12 8 HEX NYLON ZINC LOCK | F81034-2 | 4 |
| 8 | BOLT, M12X40-8.8 HEX HEAD | F81004-1 | 4 |

¹ Included in assy # 534336

² Included in assy # 534333

5.15 Flipper Pneumatic Cylinders (534330)

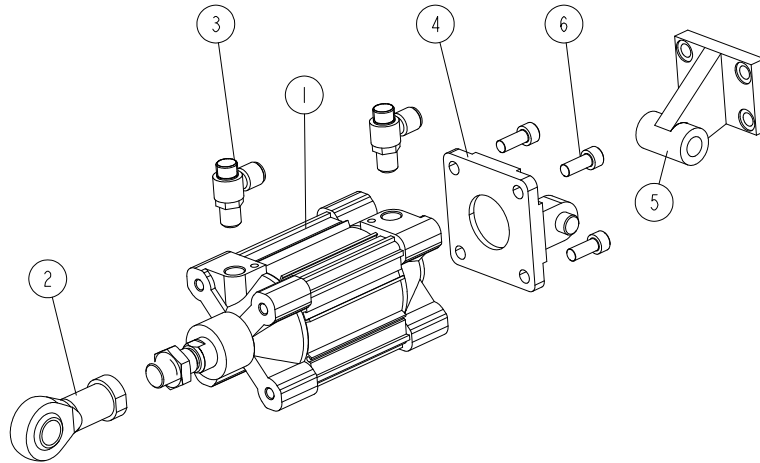
534330_001
534330_MANUAL



| REF. | DESCRIPTION (* indicates parts available in assemblies only) | PART # | QTY |
|------|--|--------|-----|
| - | CYLINDER ASSEMBLY, FLIPPER PNEUMATIC | 534330 | 1 |
| 1 | BRACKET, ZBH-C9580(A0001) SMC CONNECTION | 534331 | 1 |
| 2 | CYLINDER, CP96SDB80-150C SMC PNEUMATIC | 534318 | 1 |
| 3 | CYLINDER, CP96SDB80-25C SMC PNEUMATIC | 534319 | 1 |
| 4 | BALL JOINT, KJ20D PISTON ROD | 517861 | 2 |
| 5 | VALVE, AS3201F-03-10SD SMC FLOW CONTROL | 527424 | 4 |

5.16 Stopper Finger Pneumatic Cylinder (534329)

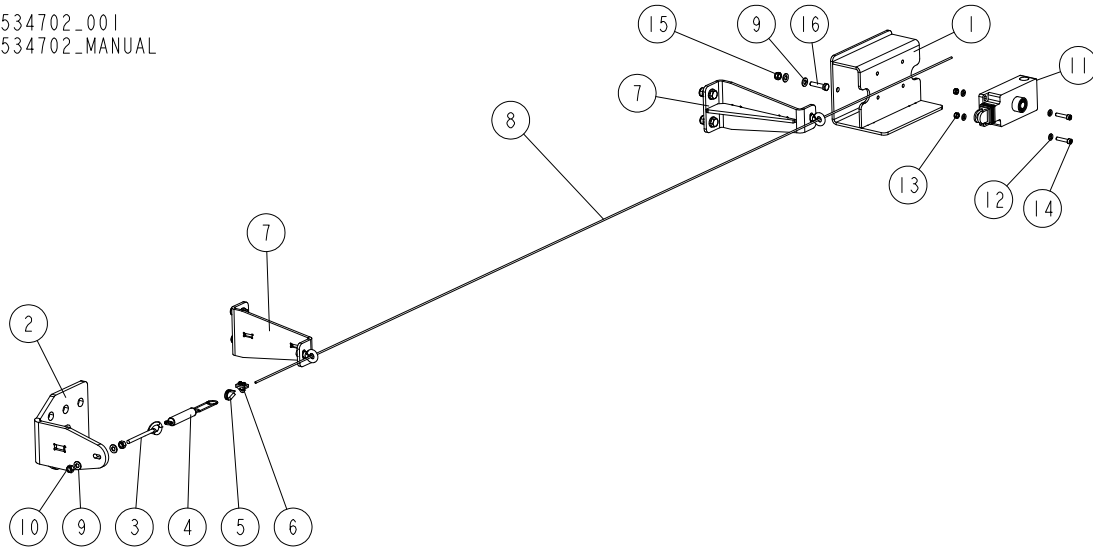
534329_001
534329_MANUAL



| REF. | DESCRIPTION (* indicates parts available in assemblies only) | PART # | QTY |
|------|--|-----------|-----|
| - | CYLINDER ASSEMBLY, STOPPER FINGER PNEUMATIC | 534329 | 1 |
| 1 | CYLINDER, CP96SDB80-50C SMC PNEUMATIC | 534320 | 1 |
| 2 | BALL JOINT, KJ20D PISTON ROD | 517861 | 1 |
| 3 | VALVE, AS3201F-03-10SD SMC FLOW CONTROL | 527424 | 2 |
| 4 | CLEVIS, DOUBLE | 511062 | 1 |
| 5 | COUNTER PIVOT, E5080(F) SMC | 534321 | 1 |
| 6 | SCREW, M10X25 8.8 HEX SOCKET HEAD CAP ZINC | F81003-32 | 4 |

5.17 Cable Pull Emergency Stop (534702, 534703, 534701, 534718)

534702_001
534702_MANUAL



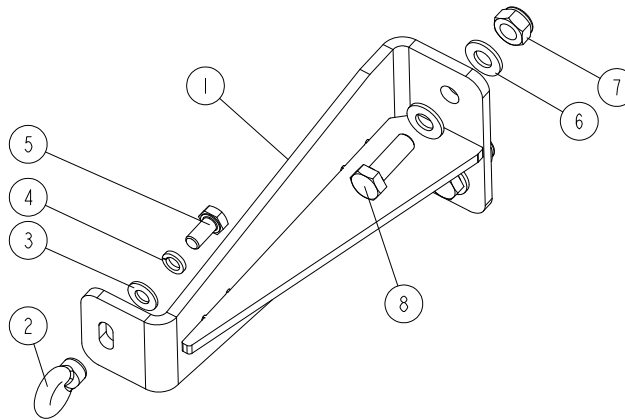
| REF. | DESCRIPTION (* indicates parts available in assemblies only) | PART # | QTY |
|------|--|---------------------|-----|
| - | SWITCH ASSEMBLY, CABLE PULL EMERGENCY STOP (I) | 534702 | 1 |
| - | SWITCH ASSEMBLY, CABLE PULL EMERGENCY STOP (II) | 534703 | 1 |
| - | SWITCH ASSEMBLY, CABLE PULL EMERGENCY STOP (III) | 534701 | 1 |
| - | SWITCH ASSEMBLY, CABLE PULL EMERGENCY STOP (IV) | 534718 | 1 |
| 1 | BRACKET, SWITCH | 534339-1 | 1 |
| 2 | BRACKET, SPRING | 534345-1 | 1 |
| 3 | BRACKET, XY2CZ705 SPRING HOOK | 534341 | 1 |
| 4 | SPRING, XY2CZ702 END | 509124 | 1 |
| 5 | PROTECTOR, XY2CZ701 CABLE END | 509125 | 1 |
| 6 | CLAMP, XY2CZ523 CABLE | 534342 | 1 |
| 7 | BRACKET, CABLE SUPPORT EYE - COMPLETE See Section 5.18 | 534348 | 2 |
| 8 | CABLE, SHORT | 534349 ¹ | 1 |
| | CABLE, LONG | 534350 ² | 1 |
| 9 | WASHER, 8.4 FLAT ZINC | F81054-1 | 6 |
| 10 | NUT, M8-8-B HEX ZINC | F81032-1 | 2 |
| 11 | SWITCH, XYCH13250 CABLE PULL EMERGENCY STOP | 090994 | 1 |
| 12 | WASHER, 6.4 FLAT ZINC | F81053-1 | 4 |
| 13 | NUT, M6-8-B HEX NYLON ZINC LOCK | F81031-2 | 2 |
| 14 | SCREW, M6X30-8.8 HEX SOCKET HEAD CAP ZINC | F81001-42 | 2 |
| 15 | NUT, M8-8-B HEX NYLON ZINC LOCK | F81032-2 | 2 |
| 16 | BOLT, M8X35-8.8 HEX HEAD FULL THREAD ZINC | F81002-13 | 2 |

¹ Included in assemblies # 534702 and 534703

² Included in assemblies # 534701 and 534718

5.18 Cable Support Eye Bracket (534348)

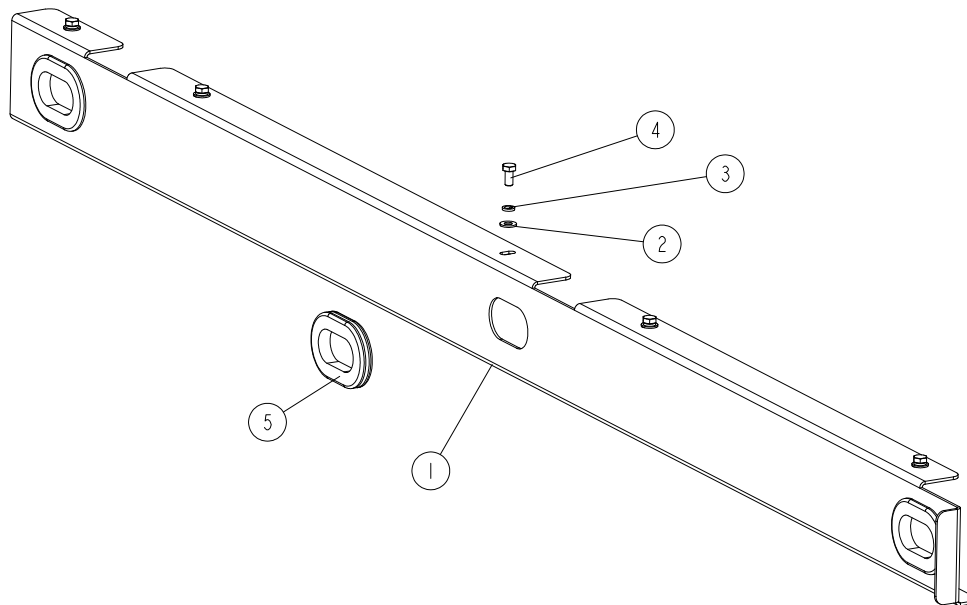
534348_001
534348_MANUAL



| REF. | DESCRIPTION (* indicates parts available in assemblies only) | PART # | QTY | |
|------|--|------------|-----|--|
| - | BRACKET, CABLE SUPPORT EYE - COMPLETE | 534348 | 1 | |
| 1 | BRACKET, CABLE SUPPORT EYE | 534347-1 | 1 | |
| 2 | EYE, XY2CZ601 FIXED CABLE SUPPORT | 525363 | 1 | |
| 3 | WASHER, 8.4 FLAT ZINC | F81054-1 | 1 | |
| 4 | WASHER, 8.2 SPLIT LOCK ZINC | F81054-4 | 1 | |
| 5 | BOLT, M8X16-8.8-B HEX HEAD FULL THREAD ZINC | F81002-20 | 1 | |
| 6 | WASHER, 10.5 FLAT ZINC | F81055-1 | 4 | |
| 7 | NUT, M10-8-B HEX NYLON ZINC LOCK | F81033-1 | 2 | |
| 8 | SCREW, DIN933-M10X30-8.8-A2E HEX CAP FULL THREAD | F81003-111 | 2 | |

5.19 Air Hose Guide Channel (534722)

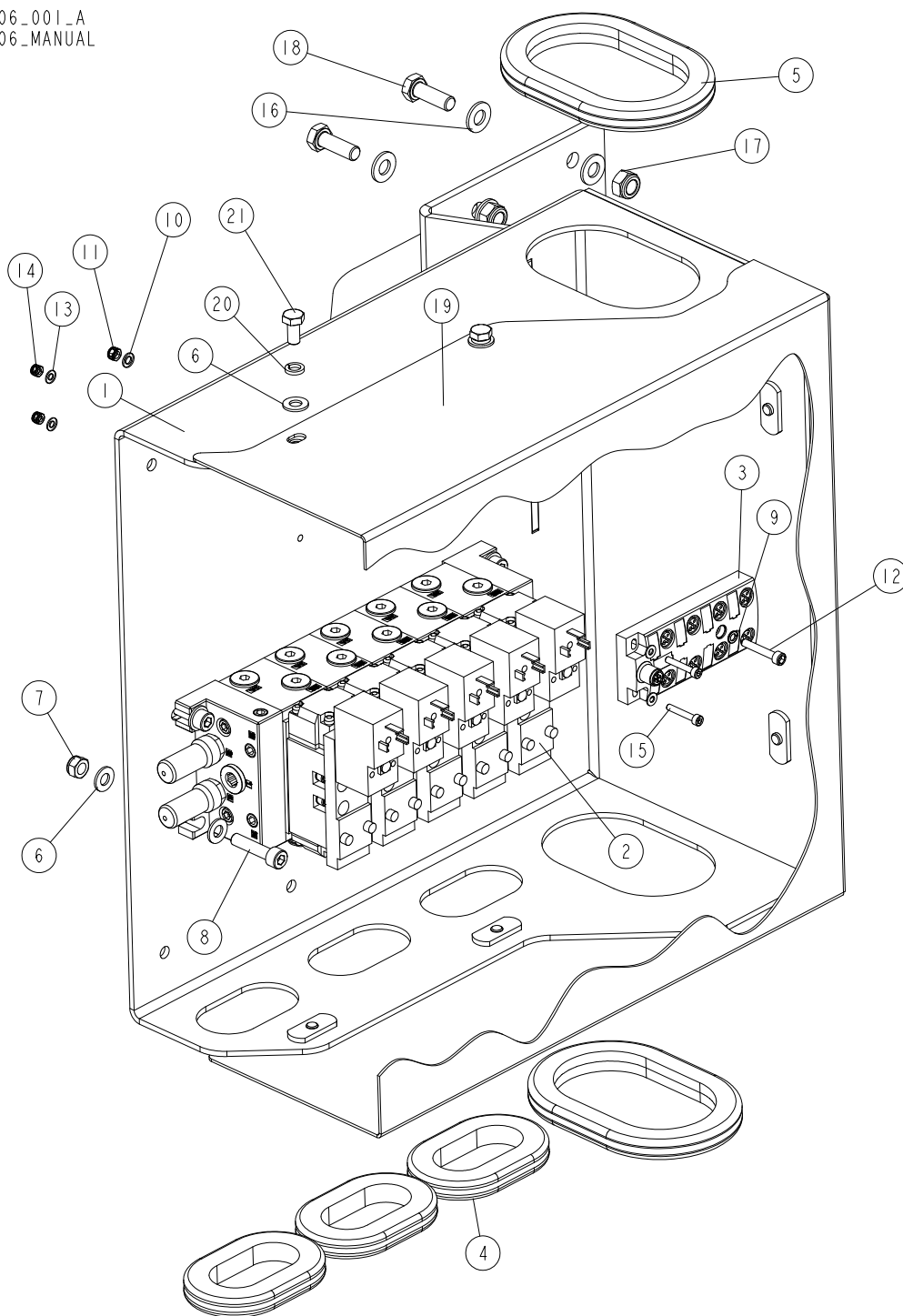
534722_001
534722_MANUAL



| REF. | DESCRIPTION (* indicates parts available in assemblies only) | PART # | QTY |
|------|--|-----------|-----|
| - | CHANNEL, PNEUMATIC HOSE GUIDE | 534722 | 1 |
| 1 | CHANNEL, HOSE GUIDE | 534721-1 | 1 |
| 2 | WASHER, 8.4 FLAT ZINC | F81054-1 | 5 |
| 3 | WASHER, 8.2 SPLIT LOCK ZINC | F81054-4 | 5 |
| 4 | BOLT, M8X16-8.8-B HEX HEAD FULL THREAD ZINC | F81002-20 | 5 |
| 5 | GROMMET, RUBBER | 089532 | 3 |

5.20 Valve Block Assembly (534706)

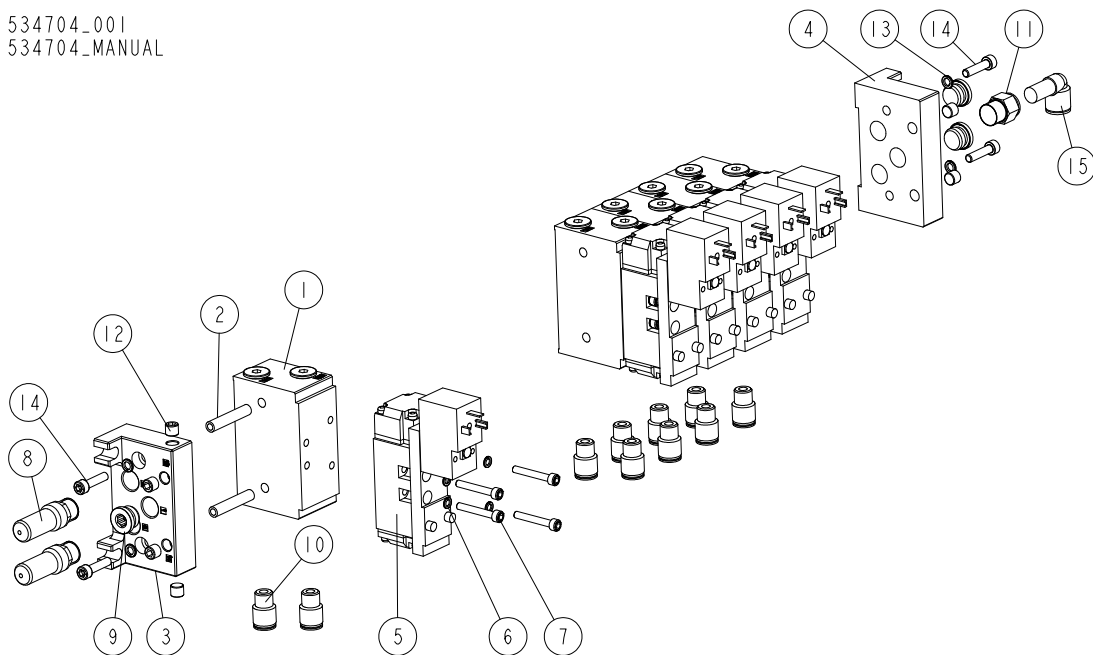
534706_001_A
534706_MANUAL



| REF. | DESCRIPTION (* indicates parts available in assemblies only) | PART # | QTY |
|------|--|----------|-----|
| - | BLOCK ASSEMBLY, VALVE (FOR 529141) | 534706 | 1 |
| 1 | BRACKET, VALVE BLOCK MOUNT (FOR 529141) | 534716-1 | 1 |
| 2 | BLOCK, VALVE (FOR 529141) See Section 5.21 | 534704 | 1 |
| 3 | NETWORK INTERFACE, BALLUFF BNI0005 | 532587 | 1 |

| REF. | DESCRIPTION (* indicates parts available in assemblies only) | PART # | QTY | |
|------|--|------------|-----|--|
| 4 | GROMMET, RUBBER | 089532 | 3 | |
| 5 | GROMMET, 72X122 RUBBER | 523667 | 2 | |
| 6 | WASHER, 8.4 FLAT ZINC | F81054-1 | 14 | |
| 7 | NUT, M8-8-B HEX NYLON ZINC LOCK | F81032-2 | 4 | |
| 8 | SCREW, ISO 4762 M8X35-8.8-A2E HEX SOCKET HEAD CAP | F81002-101 | 4 | |
| 9 | WASHER, 5.1 SPLIT LOCK | F81052-2 | 1 | |
| 10 | WASHER, 5.3 FLAT ZINC | F81052-1 | 1 | |
| 11 | NUT, M5-8 DIN985 HEX NYLON ZINC LOCK | F81030-2 | 1 | |
| 12 | SCREW, M5X30-8.8 HEX SOCKET HEAD CAP ZINC | F81000-71 | 1 | |
| 13 | WASHER, 4.3 FLAT ZINC | F81051-2 | 4 | |
| 14 | NUT, M4-8 HEX NYLON ZINC LOCK | F81029-1 | 2 | |
| 15 | SCREW, M4X25-8.8 HEX SOCKET HEAD CAP ZINC | F81011-3 | 2 | |
| 16 | WASHER, 10.5 FLAT ZINC | F81055-1 | 8 | |
| 17 | NUT, M10-8-B HEX NYLON ZINC LOCK | F81033-1 | 4 | |
| 18 | SCREW, DIN933-M10X30-8.8-A2E HEX CAP FULL THREAD | F81003-111 | 4 | |
| 19 | COVER, AIR BOX (II) | 535023-1 | 1 | |
| 20 | WASHER, 8.2 SPLIT LOCK ZINC | F81054-4 | 6 | |
| 21 | BOLT, M8X16-8.8-B HEX HEAD FULL THREAD ZINC | F81002-20 | 6 | |

5.21 Valve Block (534704, 534705)

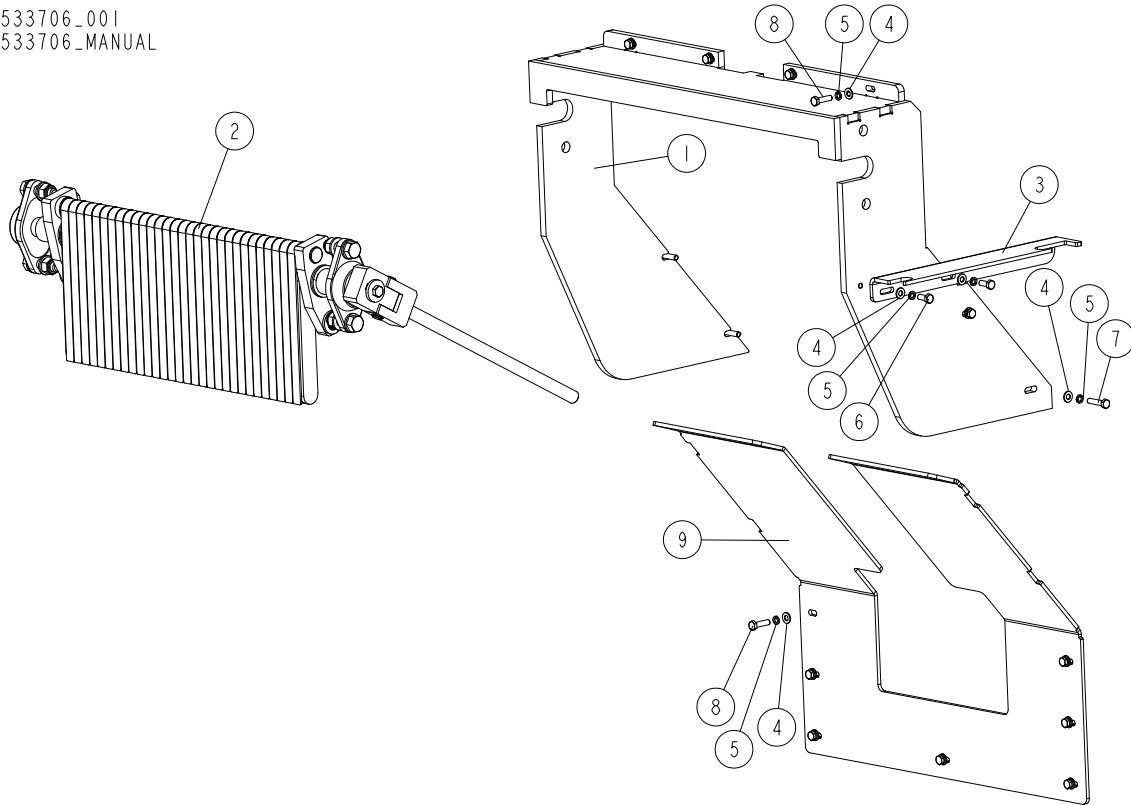
534704_001
534704_MANUAL

| REF. | DESCRIPTION (* indicates parts available in assemblies only) | PART # | QTY | QTY |
|------|--|-----------|-----|-----|
| - | BLOCK, VALVE (FOR 529141) | 534704 | 1 | - |
| - | BLOCK, VALVE (FOR 529142) | 534705 | - | 1 |
| 1 | BLOCK ASSEMBLY, EAXT502-1A-A02 SMC MANIFOLD | 534324 | 5 | 8 |
| 2 | BOLT, AXT502-4-2 SMC TENSION | 534327 | 2 | 2 |
| 3 | PLATE, EAXT502-LA-03 SMC LEFT END | 534325 | 1 | 1 |
| 4 | PLATE, EAXT502-RA-03 SMC RIGHT END | 534326 | 1 | 1 |
| 5 | VALVE, 5/2 EVS7-6-FG-S-3CVO-Q SMC | 534322 | 5 | 8 |
| 6 | WASHER, 5.1 SPLIT LOCK | F81052-2 | 20 | 32 |
| 7 | SCREW, M5X35 8.8 HEX SOCKET HEAD CAP ZINC | F81000-73 | 20 | 32 |
| 8 | SILENCER, R3/8-AN30-03 | 515598 | 2 | 4 |
| 9 | CAP, BSF38A SMC HOLE | 534328 | 3 | 3 |
| 10 | FITTING, KQ2S10-02AS | 524443 | 10 | 16 |
| 11 | FITTING, 12MM - KQ2H12-03AS MALE | 527861 | 1 | 1 |
| 12 | PLUG, 1/8" HOLE | 510169 | 6 | 6 |
| 13 | WASHER, Z 6.1 SPLIT LOCK | F81053-3 | 4 | 4 |
| 14 | SCREW, M6X25-8.8 HEX SOCKET HEAD CAP ZINC | F81001-41 | 4 | 4 |
| 15 | FITTING, KQ2L12-99A ELBOW | 534714 | 1 | 1 |

SECTION 6 ANTI-SPLINTER ASSEMBLY

6.1 Anti-Splinter Assembly

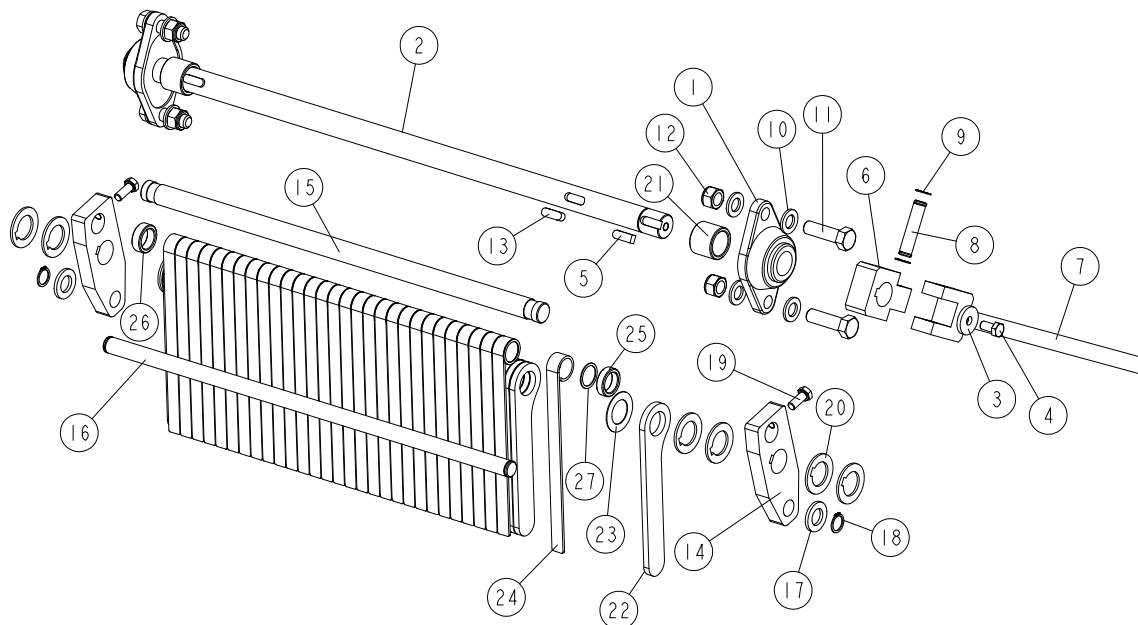
533706_001
533706_MANUAL



| REF. | DESCRIPTION (* indicates parts available in assemblies only) | PART # | QTY |
|------|--|-----------|-----|
| - | ANTI-SPLINTER ASSEMBLY | 533706 | 1 |
| 1 | MOUNT WELDMENT, ANTI-SPLINTER CURTAIN | 533179-1 | 1 |
| 2 | CURTAIN, ANTI-SPLINTER See Section 6.2 | 533700 | 1 |
| 3 | PLATE, CRANK HANDLE LOCK | 533707-1 | 1 |
| 4 | WASHER, 8.4 FLAT ZINC | F81054-1 | 17 |
| 5 | WASHER, 8.2 SPLIT LOCK ZINC | F81054-4 | 17 |
| 6 | BOLT, M8X20 8.8 HEX HEAD FULL THREAD ZINC | F81002-4 | 2 |
| 7 | BOLT, M8X35-8.8 HEX HEAD FULL THREAD ZINC | F81002-13 | 4 |
| 8 | BOLT, M8X30 8.8 HEX HEAD FULL THREAD ZINC | F81002-7 | 11 |
| 9 | PLATE, GUIDE | 533708-1 | 1 |

6.2 Anti-Splinter Curtain (533700)

533700_001
533700_MANUAL



| REF. | DESCRIPTION (* indicates parts available in assemblies only) | PART # | QTY |
|------|--|-----------|-----|
| - | CURTAIN, ANTI-SPLINTER | 533700 | 1 |
| 1 | BEARING, UCFL 206 (CX) BALL | 090851 | 2 |
| 2 | SHAFT, ANTI-KICKBACK FINGER | 533696-1 | 1 |
| 3 | WASHER, 35X10.5-5 | 525395-1 | 2 |
| 4 | BOLT, ISO 4017-M10X20-8.8-A2E HEX HEAD FULL THREAD | F81003-53 | 2 |
| 5 | KEY, AB 10X8X28 PARALLEL | 525391 | 1 |
| - | HANDLE ASSEMBLY, CRANK | 525389 | 1 |
| 6 | BRACKET, 90X60X30 | 525390-1 | 1 |
| 7 | HANDLE WELDMENT, CRANK | 525393-1 | 1 |
| 8 | PIN, 15X68 | 525394-1 | 1 |
| 9 | RING, Z15 OUTSIDE RETAINING | F81090-2 | 2 |
| 10 | WASHER, 17 SPLIT LOCK ZINC | F81058-1 | 8 |
| 11 | BOLT, M16X55-8.8 HEX HEAD FULL THREAD ZINC | F81006-61 | 4 |
| 12 | NUT, M16 HEX NYLON ZINC LOCK | F81036-2 | 4 |
| 13 | KEY, A10X8X30 PARALLEL | 507012 | 2 |
| 14 | PLATE, SHAFT MOUNT | 533701-1 | 2 |
| 15 | SHAFT, ANTI-SPLINTER FINGER | 533695-1 | 1 |
| 16 | SHAFT, PIVOT | 533697-1 | 1 |
| 17 | WASHER, 21 FLAT ZINC | F81059-2 | 2 |
| 18 | RING, Z20 OUTSIDE RETAINING | F81090-27 | 2 |
| 19 | BOLT, M10X25 8.8 HEX HEAD FULL THREAD ZINC | F81003-11 | 2 |
| 20 | WASHER, 50X50X3 SPECIAL | 524991 | 8 |
| 21 | BUSHING, 30.5/40-32.5 | 533702-1 | 2 |
| 22 | FINGER, ANTI-KICKBACK | 533693-1 | 61 |
| 23 | RING, SPACER (2) | 533699-1 | 61 |

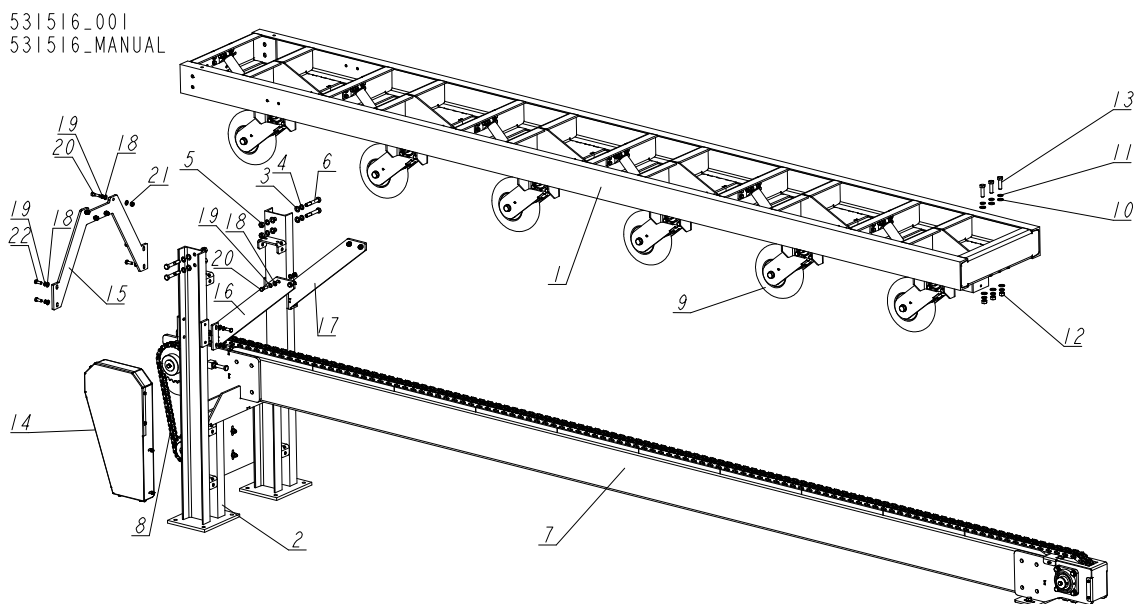
| REF. | DESCRIPTION (* indicates parts available in assemblies only) | PART # | QTY | |
|------|--|----------|-----|--|
| 24 | FINGER, ANTI-SPLINTER | 533694-1 | 30 | |
| 25 | BUSHING, 25.2/35-10 | 533703-1 | 1 | |
| 26 | BUSHING, 25.2/35-12 | 533704-1 | 1 | |
| 27 | RING, SPACER (1) | 533705-1 | 30 | |

7 6M OUTFEED CONVEYOR (TAILER)

6m Tailer

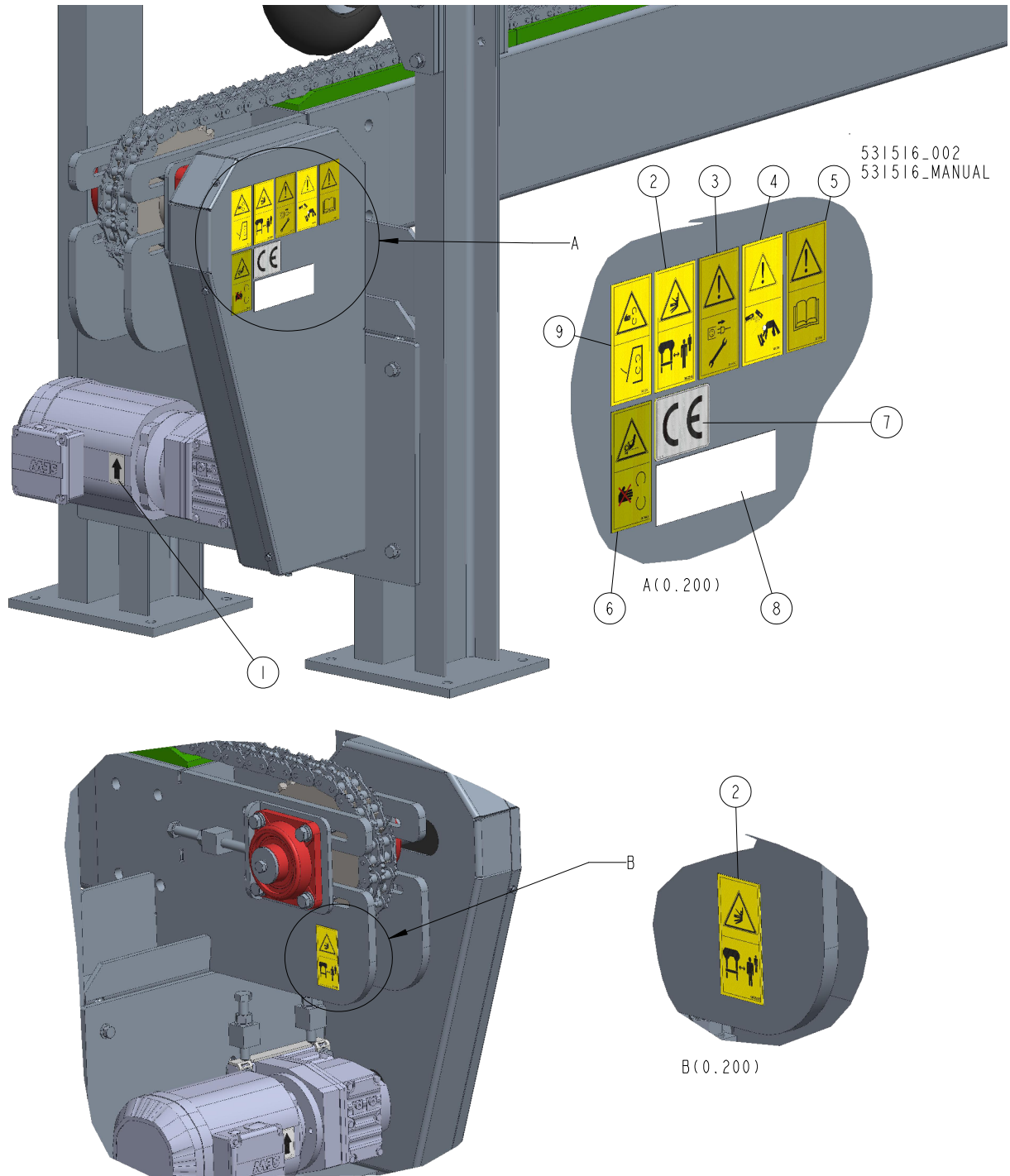
SECTION 7 6M OUTFEED CONVEYOR (TAILER)

7.1 6m Tailer



| REF. | DESCRIPTION (* indicates parts available in assemblies only) | PART # | QTY |
|------|---|-----------|-----|
| - | CONVEYOR , 6M OUTFEED (TAILER) | 531516 | 1 |
| 1 | FRAME WELDMENT, HOLD-DOWN WHEEL MOUNT | 531515-1 | 1 |
| - | FRAME, HOLD-DOWN SUPPORT - COMPLETE | 531877 | 1 |
| 2 | FRAME, HOLD-DOWN SUPPORT | 531568-1 | 2 |
| 3 | WASHER, 17 SPLIT LOCK ZINC | F81058-1 | 8 |
| 4 | WASHER, 16.3 SPLIT LOCK ZINC | F81058-2 | 8 |
| 5 | NUT, M16-8 HEX ZINC | F81036-1 | 4 |
| 6 | BOLT, M16X100-8.8 HEX HEAD ZINC | F81006-60 | 4 |
| 7 | BRIDGE, OUTFEED CHAIN See Section 7.3 | 531573 | 1 |
| 8 | DRIVE W/ MOUNT PLATE - COMPLETE See Section 7.7 | 531876 | 1 |
| 9 | WHEEL, TAILER HOLD-DOWN See Section 7.9 | 531860 | 6 |
| 10 | WASHER, 17 SPLIT LOCK ZINC | F81058-1 | 6 |
| 11 | WASHER, 16.3 SPLIT LOCK ZINC | F81058-2 | 6 |
| 12 | NUT, M16-8 HEX ZINC | F81036-1 | 3 |
| 13 | BOLT, M16X55-8.8 HEX HEAD FULL THREAD ZINC | F81006-61 | 3 |
| 14 | GUARD, DRIVE CHAIN - COMPLETE See Section 7.10 | 532010 | 1 |
| - | BRACKETS | 533166 | 1 |
| 15 | PLATE, FRONT STIFFENER | 533160-1 | 1 |
| 16 | PLATE, RIGHT MOUNT | 533163-1 | 1 |
| 17 | PLATE, LEFT MOUNT | 533164-1 | 1 |
| 18 | WASHER, 13 FLAT ZINC | F81056-1 | 24 |
| 19 | WASHER, 12.2 DIN127 A2 STAINLESS STEEL SPLIT LOCK | F81056-8 | 16 |
| 20 | BOLT, M12X45 8.8 HEX HEAD ZINC | F81004-32 | 8 |
| 21 | NUT, M12 8 HEX NYLON ZINC LOCK | F81034-2 | 8 |
| 22 | BOLT, M12X30 8.8 HEX HEAD FULL THREAD ZINC | F81004-22 | 8 |

7.2 Decals



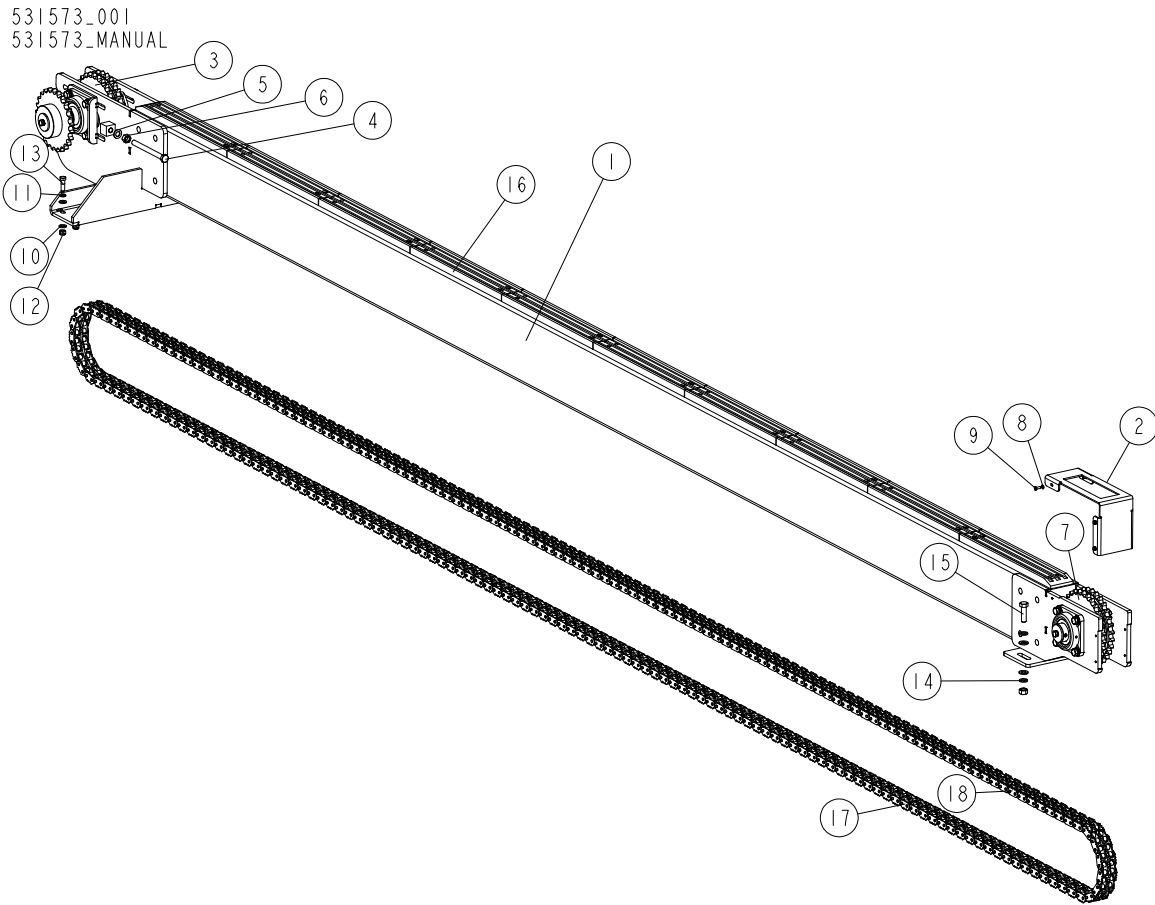
| REF | DESCRIPTION (* indicates parts available in assemblies only) | PART # | QTY |
|-----|---|--------|-----|
| - | DECAL KIT, EA3000 TAILER | 534852 | 1 |
| 1 | DECAL, MOTOR DIRECTION | S20097 | 1 |
| 2 | DECAL, "KEEP A SAFE DISTANCE" | 099221 | 2 |
| 3 | DECAL, "DISCONNECT POWER SUPPLY BEFORE SERVICING" (PICTOGRAM) | 098177 | 1 |
| 4 | DECAL, "SLABS FALLING OFF THE TABLE" | 099780 | 1 |
| 5 | DECAL, "READ THE OPERATOR'S MANUAL" | 096317 | 1 |

7 6M OUTFEED CONVEYOR (TAILER)

Decals

| REF | DESCRIPTION (* indicates parts available in assemblies only) | PART # | QTY | |
|-----|--|-------------------|-----|--|
| 6 | DECAL, TOOTHED GEAR WARNING | 099540 | 1 | |
| 7 | DECAL, CE CERTIFIED SAWMILL - SMALL | P85070 | 1 | |
| 8 | | DECAL, VIN NO. | 1 | |
| 9 | DECAL, "CLOSE GUARDS BEFORE OPERATING" | 099220 | 1 | |

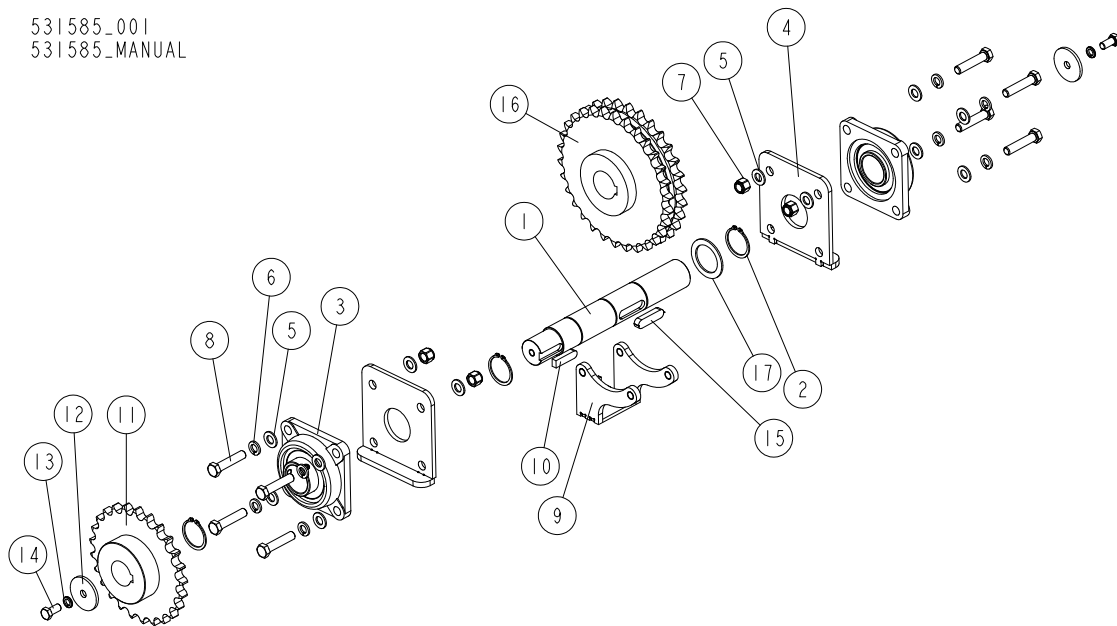
7.3 Outfeed Chain Bridge (531573)



| REF. | DESCRIPTION (* indicates parts available in assemblies only) | PART # | QTY |
|------|---|-----------|-----|
| - | BRIDGE, OUTFEED CHAIN | 531573 | 1 |
| 1 | TUBE WELDMENT | 531572-1 | 1 |
| 2 | HOUSING, IDLER SPROCKET | 531589-1 | 1 |
| 3 | SPROCKET ASSEMBLY, DRIVE See Section 7.4 | 531585 | 1 |
| 4 | BOLT, ISO 4017-M16X180-8.8-A2E HEX HEAD FULL THREAD | F81006-31 | 2 |
| 5 | WASHER, 17 SPLIT LOCK ZINC | F81058-1 | 6 |
| 6 | NUT, M16-8 HEX ZINC | F81036-1 | 4 |
| 7 | SPROCKET ASSEMBLY, IDLER See Section 7.5 | 531582 | 1 |
| 8 | WASHER, 6.4 FLAT ZINC | F81053-1 | 6 |
| 9 | BOLT, M6X16-8.8 HEX HEAD FULL THREAD ZINC | F81001-15 | 6 |
| 10 | WASHER, 13 FLAT ZINC | F81056-1 | 8 |
| 11 | WASHER, 12.2 DIN127 A2 STAINLESS STEEL SPLIT LOCK | F81056-8 | 4 |
| 12 | NUT, M12 8 HEX NYLON ZINC LOCK | F81034-2 | 4 |
| 13 | BOLT, M12X40-8.8 HEX HEAD | F81004-1 | 4 |
| 14 | WASHER, 16.3 SPLIT LOCK ZINC | F81058-2 | 4 |
| 15 | BOLT, M16X55-8.8 HEX HEAD FULL THREAD ZINC | F81006-61 | 2 |
| 16 | WEARSTRIP ASSEMBLY, OUTFEED CHAIN See Section 7.6 | 533169 | 1 |
| 17 | CHAIN, 80-ST-ALL-4P - COMPLETE | 533174 | 1 |
| 18 | LINK, 80-2-ST-ALL-4P MASTER | 533175 | 1 |

7.4 Drive Sprocket Assembly (531585)

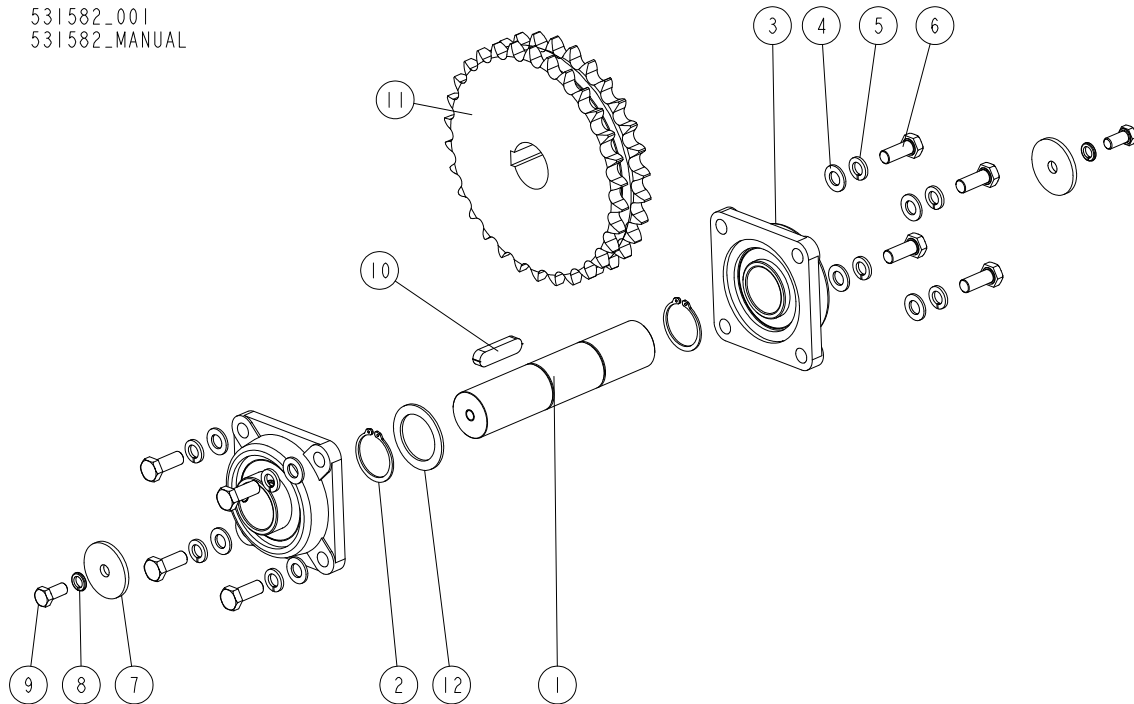
531585_001
531585_MANUAL



| REF. | DESCRIPTION (* indicates parts available in assemblies only) | PART # | QTY |
|------|--|-----------|-----|
| - | SPROCKET ASSEMBLY, DRIVE | 531585 | 1 |
| 1 | SHAFT, DRIVE SPROCKET | 531586 | 1 |
| 2 | RING, Z50 OUTSIDE RETAINING | F81090-28 | 3 |
| 3 | BEARING, UCF 210 W/HOUSING | 523104 | 2 |
| 4 | PLATE, TENSIONER | 533177-1 | 2 |
| 5 | WASHER, 15 FLAT ZINC | F81057-2 | 12 |
| 6 | WASHER, 14.2 SPLIT LOCK ZINC | F81057-1 | 8 |
| 7 | NUT, M14 HEX NYLON ZINC LOCK | F81035-2 | 4 |
| 8 | BOLT, M14X65-8.8 HEX HEAD ZINC | F81005-3 | 8 |
| 9 | SCRAPER | 531600-1 | 1 |
| 10 | KEY, AB 14X9X50 PARALLEL | 093266 | 1 |
| 11 | SPROCKET, 16B-1 25Z SPECIAL | 531602-1 | 1 |
| 12 | WASHER, 13/60-5 ZINC-PLATED | 098613-1 | 2 |
| 13 | WASHER, 12.2 DIN127 A2 STAINLESS STEEL SPLIT LOCK | F81056-8 | 2 |
| 14 | BOLT, M12X25-8.8 HEX HEAD FULL THREAD ZINC | F81004-31 | 2 |
| 15 | KEY, A16X10X60 PARALLEL | 099238 | 1 |
| 16 | SPROCKET, ANSI MARTIN D80 B30 UPC 697950022079 | 533210 | 1 |
| 17 | WASHER, SPROCKET SPACER | 533230-1 | 1 |

7.5 Idler Sprocket Assembly (531582)

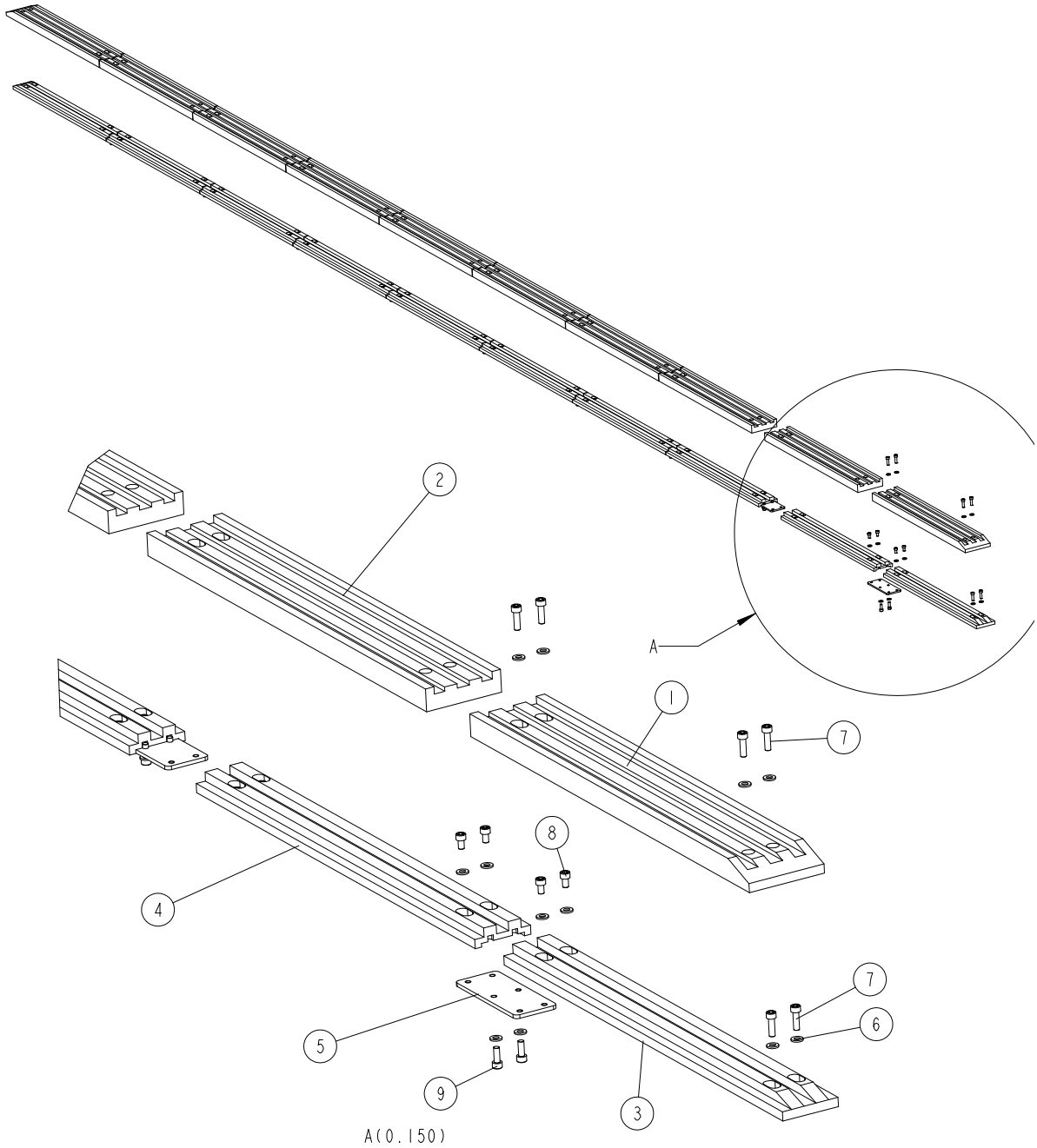
531582_001
531582_MANUAL



| REF. | DESCRIPTION (* indicates parts available in assemblies only) | PART # | QTY |
|------|--|-----------|-----|
| - | SPROCKET ASSEMBLY, IDLER | 531582 | 1 |
| 1 | SHAFT, IDLER SPROCKET | 531581 | 1 |
| 2 | RING, Z50 OUTSIDE RETAINING | F81090-28 | 2 |
| 3 | BEARING, UCF 210 W/HOUSING | 523104 | 2 |
| 4 | WASHER, 15 FLAT ZINC | F81057-2 | 8 |
| 5 | WASHER, 14.2 SPLIT LOCK ZINC | F81057-1 | 8 |
| 6 | BOLT, M14X35-8.8-FE/ZN5 ISO 4017 HEX HEAD FULL THREAD | F81005-1 | 8 |
| 7 | WASHER, 13/60-5 ZINC-PLATED | 098613-1 | 2 |
| 8 | WASHER, 12.2 DIN127 A2 STAINLESS STEEL SPLIT LOCK | F81056-8 | 2 |
| 9 | BOLT, M12X25-8.8 HEX HEAD FULL THREAD ZINC | F81004-31 | 2 |
| 10 | KEY, A16X10X60 PARALLEL | 099238 | 1 |
| 11 | SPROCKET, ANSI MARTIN D80 B30 UPC 697950022079 | 533210 | 1 |
| 12 | WASHER, SPROCKET SPACER | 533230-1 | 1 |

7.6 Outfeed Chain Wearstrip Assembly (533169)

533169_001
533169_MANUAL

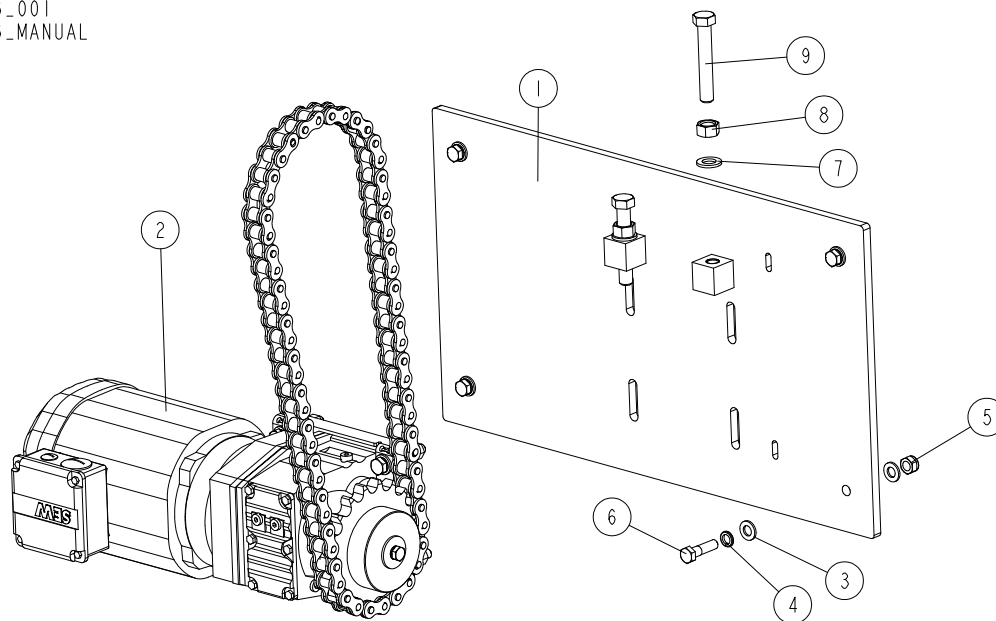


| REF. | DESCRIPTION (* indicates parts available in assemblies only) | PART # | QTY |
|------|--|----------|-----|
| - | WEARSTRIP ASSEMBLY, OUTFEED CHAIN | 533169 | 1 |
| 1 | WEARSTRIP, ST-4P CHAIN (1) | 533170 | 2 |
| 2 | WEARSTRIP, ST-4P CHAIN (2) | 533167 | 8 |
| 3 | WEARSTRIP, ST-4P CHAIN (3) | 533171 | 2 |
| 4 | WEARSTRIP, ST-4P CHAIN (4) | 533168 | 8 |
| 5 | PLATE, LOWER CONNECTION | 533172-1 | 9 |
| 6 | WASHER, 6.4 FLAT ZINC | F81053-1 | 98 |

| REF. | DESCRIPTION (* indicates parts available in assemblies only) | PART # | QTY | |
|------|--|-----------|-----|--|
| 7 | SCREW, M6X20 8.8 HEX SOCKET HEAD CAP ZINC | F81001-22 | 44 | |
| 8 | SCREW, M6X10 8.8 HEX SOCKET HEAD CAP ZINC | F81001-12 | 36 | |
| 9 | SCREW, M6X16 8.8 HEX SOCKET HEAD CAP ZINC | F81001-21 | 18 | |

7.7 Drive Assembly with Mount Plate (531876)

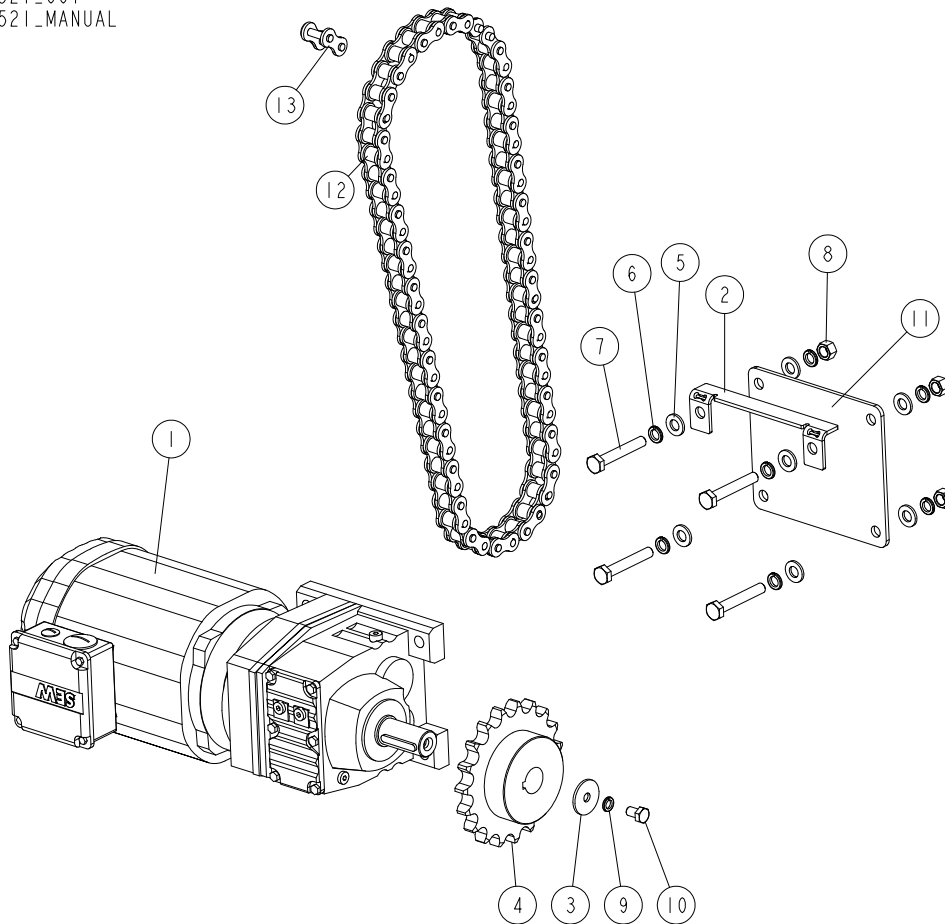
531876_001
531876_MANUAL



| REF. | DESCRIPTION (* indicates parts available in assemblies only) | PART # | QTY |
|------|--|-----------|-----|
| - | DRIVE W/ MOUNT PLATE - COMPLETE | 531876 | 1 |
| 1 | PLATE, DRIVE MOUNT | 531525-1 | 1 |
| 2 | DRIVE ASSEMBLY See Section 7.8 | 531521 | 1 |
| 3 | WASHER, 13 FLAT ZINC | F81056-1 | 8 |
| 4 | WASHER, 12.2 DIN127 A2 STAINLESS STEEL SPLIT LOCK | F81056-8 | 4 |
| 5 | NUT, M12 8 HEX NYLON ZINC LOCK | F81034-2 | 4 |
| 6 | BOLT, M12X45 8.8 HEX HEAD ZINC | F81004-32 | 4 |
| 7 | WASHER, 17 SPLIT LOCK ZINC | F81058-1 | 2 |
| 8 | NUT, M16-8 HEX ZINC | F81036-1 | 2 |
| 9 | BOLT, M16X100-8.8 HEX HEAD FULL THREAD ZINC | F81006-2 | 2 |

7.8 Drive Assembly (531521)

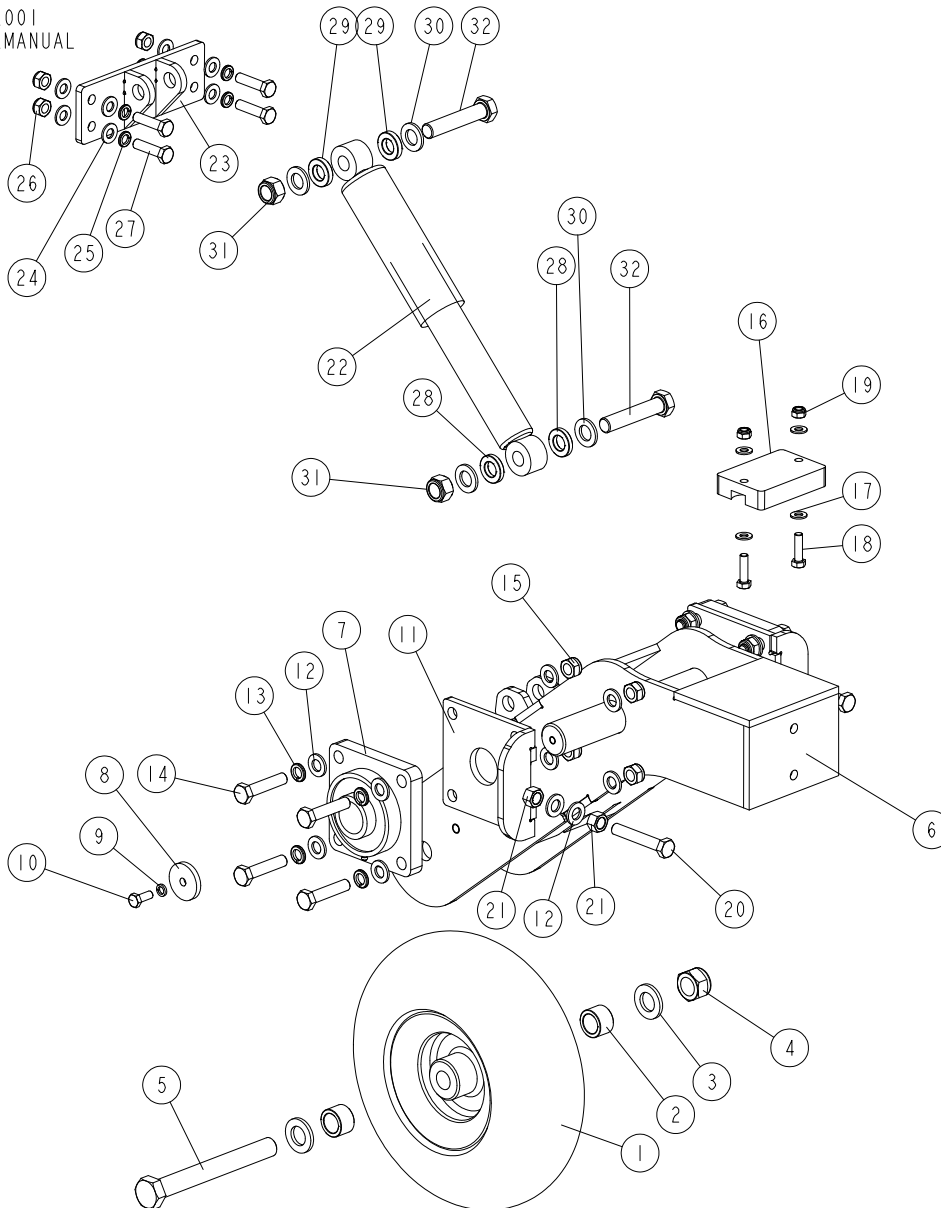
531521_001
531521_MANUAL



| REF. | DESCRIPTION (* indicates parts available in assemblies only) | PART # | QTY |
|------|--|-----------|-----|
| - | DRIVE ASSEMBLY | 531521 | 1 |
| 1 | MOTOREDUCER, SEW R47 DRN 100L4 | 716715 | 1 |
| 2 | PLATE, SPECIAL WASHER | 531520-1 | 1 |
| 3 | WASHER, 10.2/40-3 ZINC-PLATED | 515868-1 | 1 |
| 4 | SPROCKET, 16B-1 19Z SPECIAL | 531524-1 | 1 |
| 5 | WASHER, 13 DIN 125 A2 STAINLESS STEEL | F81056-9 | 8 |
| 6 | WASHER, 12.2 DIN127 A2 STAINLESS STEEL SPLIT LOCK | F81056-8 | 8 |
| 7 | BOLT, M12X75-8.8 HEX HEAD FULL THREAD ZINC | F81004-10 | 4 |
| 8 | NUT, M12-8 HEX ZINC | F81034-1 | 4 |
| 9 | WASHER, Z 10.2 SPLIT LOCK ZINC | F81055-2 | 1 |
| 10 | BOLT, M10X16-8.8 HEX HEAD FULL THREAD ZINC | F81003-13 | 1 |
| 11 | PLATE, MOTOR MOUNT | 531856-1 | 1 |
| - | CHAIN, COMPLETE | 531859 | 1 |
| 12 | CHAIN, 16B-1 DRIVE | 531858 | 1 |
| 13 | LINK, 16B MASTER | 511686 | 1 |

7.9 Hold-Down Wheel Assembly (531860)

531860_001
531860_MANUAL

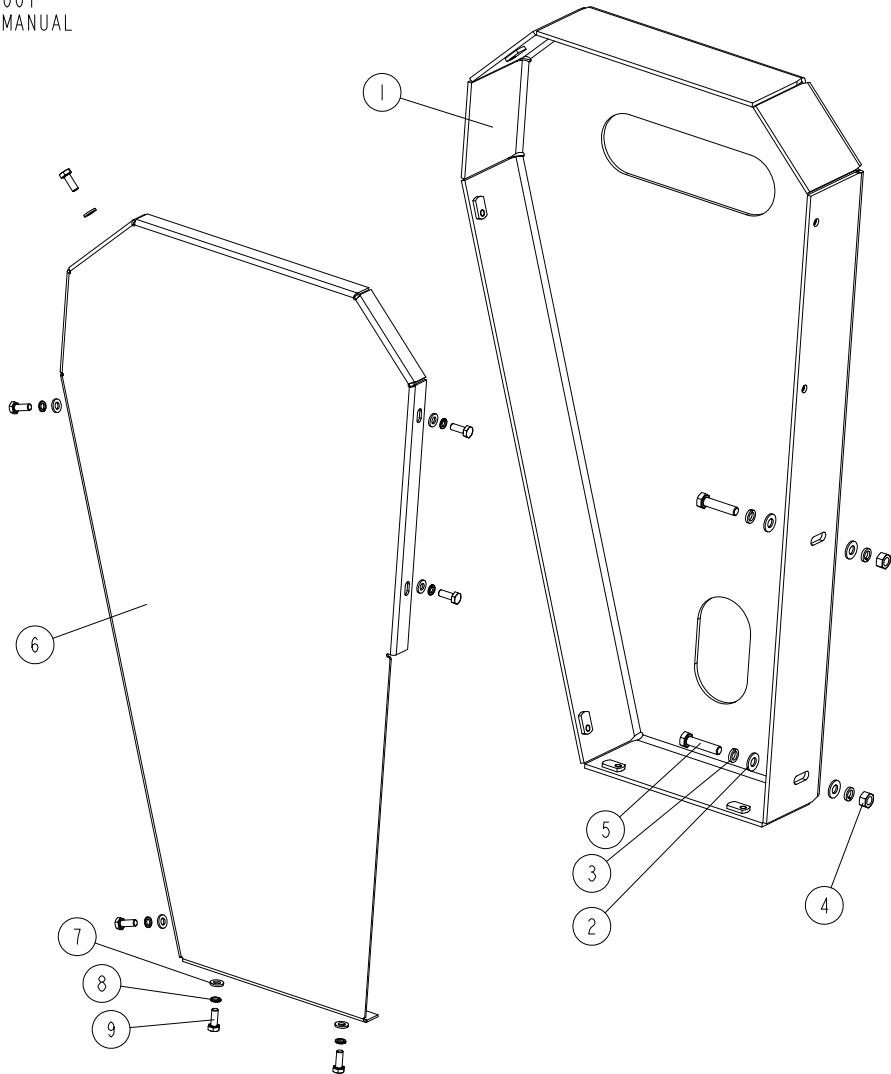


| REF. | DESCRIPTION (* indicates parts available in assemblies only) | PART # | QTY |
|------|--|-----------|-----|
| - | WHEEL, TAILER HOLD-DOWN | 531860 | 6 |
| 1 | WHEEL, FI300X100 | 533624 | 1 |
| 2 | BUSHING, 21/30-19.5 ZINC-PLATED | 533625-1 | 2 |
| 3 | WASHER, 21 FLAT ZINC | F81059-2 | 2 |
| 4 | NUT, M20-8 DIN985 HEX NYLON ZINC LOCK | F81037-2 | 1 |
| 5 | BOLT, M20X160-8.8 HEX HEAD ZINC | F81007-35 | 1 |
| 6 | MOUNT WELDMENT, HOLD-DOWN WHEEL | 531862-1 | 1 |
| 7 | BEARING, UCF 207 W/HOUSING | 097668 | 2 |
| 8 | WASHER, 8.5/40-6 ZINC-PLATED | 512011-1 | 2 |
| 9 | WASHER, 8.2 SPLIT LOCK ZINC | F81054-4 | 2 |
| 10 | BOLT, M8X20 8.8 HEX HEAD FULL THREAD ZINC | F81002-4 | 2 |

| REF. | DESCRIPTION (* indicates parts available in assemblies only) | PART # | QTY |
|------|--|------------|-----|
| 11 | TENSIONER, WHEEL | 531870-1 | 2 |
| 12 | WASHER, 13 FLAT ZINC | F81056-1 | 20 |
| 13 | WASHER, 12.2 DIN127 A2 STAINLESS STEEL SPLIT LOCK | F81056-8 | 8 |
| 14 | BOLT, M12X55-8.8 HEX HEAD ZINC | F81004-12 | 8 |
| 15 | NUT, M12 8 HEX NYLON ZINC LOCK | F81034-2 | 8 |
| 16 | BUMPER (1) | 534268 | 1 |
| 17 | WASHER, 8.4 FLAT ZINC | F81054-1 | 4 |
| 18 | BOLT, M8X30-8.8-B HEX HEAD FULL THREAD ZINC | F81002-2 | 2 |
| 19 | NUT, M8-8-B HEX NYLON ZINC LOCK | F81032-2 | 2 |
| 20 | BOLT, M12X70-8.8 HEX HEAD FULL THREAD ZINC | F81004-102 | 2 |
| 21 | NUT, M12-8 HEX ZINC | F81034-1 | 4 |
| 22 | ABSORBER, MONROE V1002 SHOCK | 533623 | 1 |
| 23 | BRACKET, PNEUMATIC CYLINDER MOUNT | 533628-1 | 1 |
| 24 | WASHER, 10.5 FLAT ZINC | F81055-1 | 8 |
| 25 | WASHER, Z 10.2 SPLIT LOCK ZINC | F81055-2 | 4 |
| 26 | NUT, M10-8-B HEX NYLON ZINC LOCK | F81033-1 | 4 |
| 27 | BOLT, M10X40-8.8 HEX HEAD FULL THREAD ZINC | F81003-16 | 4 |
| 28 | BUSHING, 16.5/30-5.5 ZINC-PLATED | 533629-1 | 2 |
| 29 | BUSHING, 16.5/30-6.5 ZINC-PLATED | 533630-1 | 2 |
| 30 | WASHER, 17 SPLIT LOCK ZINC | F81058-1 | 4 |
| 31 | NUT, M16 HEX NYLON ZINC LOCK | F81036-2 | 2 |
| 32 | BOLT, M16X80-8.8 HEX HEAD ZINC | F81006-41 | 2 |

7.10 Drive Chain Guard (532010)

532010_001
532010_MANUAL



| REF. | DESCRIPTION (* indicates parts available in assemblies only) | PART # | QTY |
|------|--|-----------|-----|
| - | GUARD, DRIVE CHAIN - COMPLETE | 532010 | 1 |
| 1 | GUARD - COMPLETE REAR PART | 532009-1 | 1 |
| 2 | WASHER, 8.4 FLAT ZINC | F81054-1 | 4 |
| 3 | WASHER, 8.2 SPLIT LOCK ZINC | F81054-4 | 4 |
| 4 | NUT, M8-8-B HEX ZINC | F81032-1 | 2 |
| 5 | BOLT, M8X35-8.8 HEX HEAD FULL THREAD ZINC | F81002-13 | 2 |
| 6 | GUARD - FRONT PART | 532008-1 | 1 |
| 7 | WASHER, 6.4 FLAT ZINC | F81053-1 | 7 |
| 8 | WASHER, Z 6.1 SPLIT LOCK | F81053-3 | 6 |
| 9 | BOLT, M6X16-8.8 HEX HEAD FULL THREAD ZINC | F81001-15 | 7 |