

Wood-Mizer®

Replacement Parts

EG800EH40S

rev. B2.02



Safety is our #1 concern! Read and understand all safety information and instructions before operating, setting up or maintaining this machine.

Form #811

Table of Contents

Section-Page

SECTION 1	GENERAL INFORMATION	1-1
1.1	How To Use the Parts List.....	1-1
1.2	Sample Assembly	1-1
SECTION 2	INFEED & OUTFEED TABLE	2-1
2.1	Infeed & Outfeed Table	2-1
2.2	Infeed & Outfeed Table	2-2
2.3	Wire Hanger	2-3
2.4	Conveyor Support Assembly. 549517	2-4
2.5	Infeed Roller Table Module 551710	2-5
2.6	Infeed Roller Table Module 549591	2-6
2.7	Module, Roller Table. 522429	2-7
2.8	Leg, Infeed & Outfeed Table 525443	2-8
2.9	Foot, Adjustable 525445	2-9
SECTION 3	GUARDS AND COVERS	3-1
3.1	Covers	3-1
3.2	Top Cover Assembly	3-3
3.3	Rear Cover Assembly	3-4
3.4	Sealing Plate Assembly	3-5
3.5	Blade Cover	3-6
3.6	Emergency Switches	3-7
3.7	Cable Cover. 549589	3-8
3.8	Emergency Switch Assembly 551714	3-9
3.9	Spacer Plate Assembly 542104	3-10
3.10	Cable Cover. 549542	3-11
3.11	Upper Cover. 549545_554211	3-12
3.12	Inspection Window (No. 554244)	3-13
3.13	Bracket, Cover. 540182	3-14
3.14	Cover Catch Lock 549532	3-15
3.15	Cover Catch. 554223	3-16
3.16	Feed Rear Cover 540216	3-17
3.17	Side Cover 549585	3-18
3.18	Cover, Feed Drive Front 541073	3-19
3.19	V-Belt Rear Cover 541076	3-20
3.20	V-Belt Front Cover 541079	3-21
3.21	Conduit Bracket 542126	3-22
3.22	Cable Cover. 551740	3-23
3.23	Transportation Bracket 554206	3-24
3.24	Cover. 542069	3-25
3.25	Cover Handle, 522569	3-26
3.26	Arbor Cover. 525643	3-27
3.27	Grab Handle Cover Assembly 542066	3-28

Table of Contents

Section-Page

3.28	Board Enter Cover 549581	3-29
3.29	Anti-Kickback Chain . 539122	3-30
3.30	Seal Assembly 526111	3-31
3.31	Material Thickness Scale 549525	3-32
SECTION 4 ROLLER DRIVE ASSEMBLY		4-1
4.1	Feed rollers w/Drive	4-1
4.2	Hold Down Lifter. 524931	4-3
4.3	Hold-down Roller Lifter Handle. 524952	4-4
4.4	Bottom Roller. 524940	4-5
4.5	Hold-Down Roller Assembly 549509	4-6
4.6	Top Hold-down Roller. 524014	4-7
4.7	Idler Sprocket. 526841	4-8
4.8	Support Shaft Assembly 549584	4-9
SECTION 5 BLADE DRIVE		5-1
5.1	EG800 Spacers	5-1
5.2	Blade Drive	5-3
5.3	Arbor assembly 536414	5-4
5.4	Bearing Set 542071	5-5
SECTION 6 ANTI-KICKBACK SYSTEM		6-1
6.1	Anti-Kickback System	6-1
6.2	Lower Anti-Kickback Fingers Module (Option) 549566	6-3
6.3	Lower Anti-Kickback Fingers Assembly (Option). 549579	6-4
6.4	Anti Kickback Assembly. 542145	6-5
6.5	Anti Kickback Assembly. 542146	6-7
6.6	Safety Switch. 522577	6-8
6.7	Bumper Rod. 524989	6-9
6.8	Latch Assembly 549537	6-10
6.9	Latch Assembly 554224	6-11
SECTION 7 LASER		7-1
7.1	Laser Assembly (Option)	7-1
7.2	Laser Guide Assembly 536500	7-2
7.3	Laser Mounting Assembly 536475	7-3
7.4	Runnerblock 536489	7-5
SECTION 8 CONTROL PANEL		8-1
8.1	Control Panel. 526137	8-1

Table of Contents

Section-Page

SECTION 9	BLADE MOVING MODULE (OPTION)	9-1
9.1	Blade Moving Module 551712	9-1
9.2	Blade Drive Assembly 542030	9-2
9.3	Upper Roller Bracket, 539507	9-4
9.4	Lower Roller Bracket 539508	9-5
9.5	Magnetic Strip Assembly 542035	9-6
9.6	Slide Bushing 542023	9-7
9.7	Drive Cover 536828	9-8
9.8	Drive Chain 554250	9-9
9.9	Roller Bracket 536468	9-10
9.10	Upper Roller Bracket 536480	9-11
9.11	Guide Plate Assembly 542041	9-12
9.12	Cable Guide Bracket 542043	9-13
9.13	Cover 542046	9-14
9.14	Limit Switch Assembly 542048	9-15
9.15	Adjustable switch plate 542050	9-16
9.16	Slide Strip 542053	9-17
9.17	Cover Plate Assembly (fixed blades) 539157	9-18
9.18	Cover Plate, Left 536857	9-19
9.19	Side Housing Cover Plate 536853	9-20
9.20	Cover Plate 536859	9-21
9.21	Electronic Scale Cover Plate 549595	9-22
9.22	Board Removal System 551719	9-23
9.23	Board Removal System, Right 551717	9-24
9.24	Board Removal System, Left 551718	9-25
9.25	Fixed Bushing 536422	9-26
9.26	Lever Assembly 542022	9-27
SECTION 10	CHIP EXTRACTION SYSTEM	10-1
10.1	Chip Extraction System 551709	10-1
10.2	Chip Extraction System Cover 551703	10-2
SECTION 11	CONTROL PANEL MB	11-1
11.1	Control Panel MB. 564201	11-1
SECTION 12	WASTE CONVEYOR KIT	12-1
12.1	Waste Conveyor Kit 551711	12-1
12.2	Waste Conveyor 541100	12-2
12.3	Belt Conveyor Pulley 541089	12-4
12.4	Belt Tensioning Assembly 541094	12-5
12.5	Tensioning Pulley 541097	12-6
12.6	Waste Guide, Left 541103	12-7

Table of Contents

Section-Page

12.7 Waste Guide Right 54111112-8
12.8 Side Cover, 54111412-9
12.9 Left Cover 54200212-10
12.10 Cover Plate 54202912-11

SECTION 1 GENERAL INFORMATION

1.1 How To Use the Parts List

- Use the index above to locate the assembly that contains the part you need.
- Go to the appropriate section and locate the part in the illustration.
- Use the number pointing to the part to locate the correct part number and description in the table.
- Parts shown indented under another part are included with that part.
- Parts marked with a diamond (◆) are only available in the assembly listed above the part.

See the sample table below. Sample Part #A01111 includes part F02222-2 and subassembly A03333. Subassembly A03333 includes part S04444-4 and subassembly K05555. The diamond (◆) indicates that S04444-4 is not available except in subassembly A03333. Subassembly K05555 includes parts M06666 and F07777-77. The diamond (◆) indicates M06666 is not available except in subassembly K05555.

1.2 Sample Assembly				
REF.	DESCRIPTION (◆ Indicates Parts Available In Assemblies Only)	PART #	QTY	
	Sample Assembly, Complete (Includes All Indented Parts Below)	A01111	1	
1	Sample Part	F02222-22	1	
	Sample Subassembly (Includes All Indented Parts Below)	A03333	1	
2	Sample Part (◆ Indicates Part Is Only Available With A03333)	S04444-4	1	◆
	Sample Subassembly (Includes All Indented Parts Below)	K05555	1	
3	Sample Part (◆ Indicates Part Is Only Available With K05555)	M06666	2	◆
4	Sample Part	F07777-77	1	

To Order Parts:

- From Europe call our European Headquarters and Manufacturing Facility in Kolo, Poland at **+48-63-2626000**. From the continental U.S., call our toll-free Parts hotline at **1-800-525-8100**. Have your customer number, vehicle identification number, and part numbers ready when you call. From other international locations, contact the Wood-Mizer distributor in your area for parts.

Office Hours:

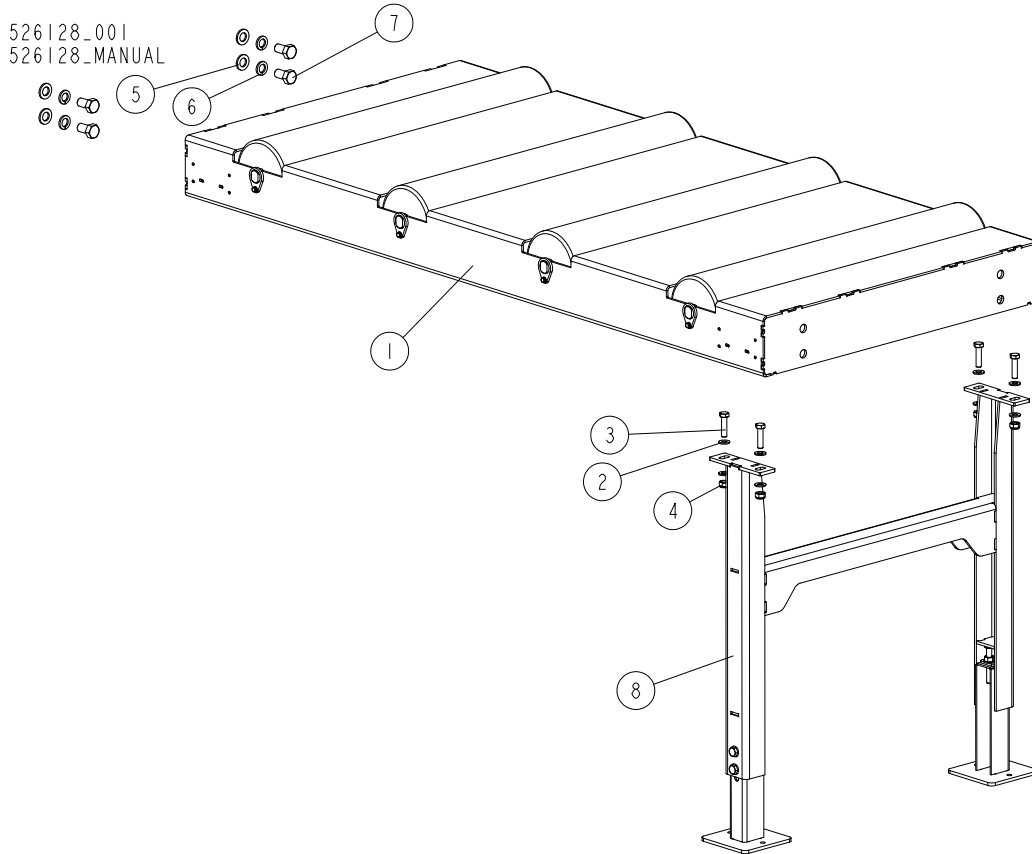
Country	Monday - Friday	Saturday	Sunday
Poland	7-15	Closed	Closed
US	8 a.m.- 5 p.m.	8 a.m.- 12 p.m.	Closed



CAUTION! It is strongly recommended that only original spare parts be used.

SECTION 2 INFEED & OUTFEED TABLE

2.1 Infeed & Outfeed Table



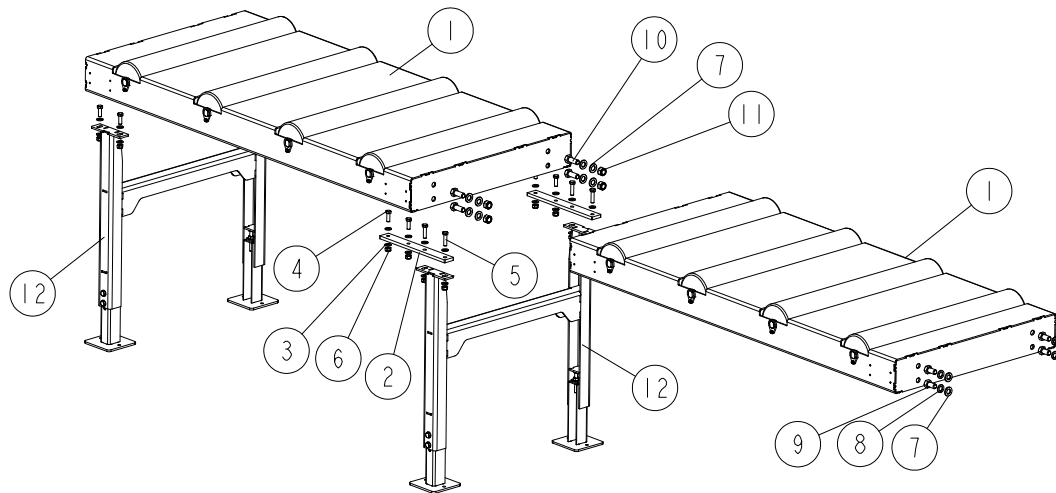
REF	DESCRIPTION (* indicates parts available in assemblies only)	PART #	QTY
-	TABLE, INFEED & OUTFEED	526128	1
1	MODULE, ROLLER TABLE - COMPLETE See Section 2.7	522429	1
2	WASHER, 10.5 FLAT ZINC	F81055-1	8
3	BOLT, M10X40-8.8 HEX HEAD FULL THREAD ZINC	F81003-16	4
4	NUT, M10-8-B HEX NYLON ZINC LOCK	F81033-1	4
5	WASHER, 17 SPLIT LOCK ZINC	F81058-1	4
6	WASHER, 16.3 SPLIT LOCK ZINC	F81058-2	4
7	BOLT, M16X30-8.8 HEX HEAD FULL THREAD ZINC	F81006-36	4
8	LEG ASSEMBLY, INFEED & OUTFEED TABLE See Section 2.8	525443	1

2 INFEED & OUTFEED TABLE

Infeed & Outfeed Table

2.2 Infeed & Outfeed Table

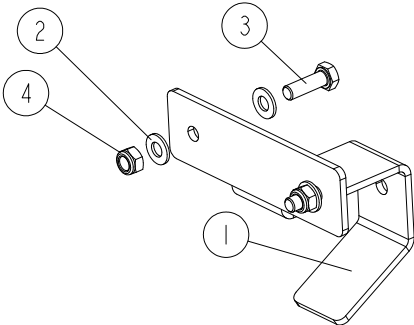
525444_001
525444_MANUAL



REF.	DESCRIPTION (* indicates parts available in assemblies only)	PART NO.	QTY
-	TABLE, INFEED & OUTFEED	525444	1
1	MODULE, ROLLER TABLE - COMPLETE See Section 2.7	522429	2
2	PLATE, CONNECTION	522427-1	2
3	WASHER, 10.5 FLAT ZINC	F81055-1	24
4	BOLT, M10X30-8.8 HEX HEAD FULL THREAD ZINC	F81003-2	8
5	BOLT, M10X40-8.8 HEX HEAD FULL THREAD ZINC	F81003-16	4
6	NUT, M10-8-B HEX NYLON ZINC LOCK	F81033-1	12
7	WASHER, 17 SPLIT LOCK ZINC	F81058-1	12
8	WASHER, 16.3 SPLIT LOCK ZINC	F81058-2	4
9	BOLT, M16X30-8.8 HEX HEAD FULL THREAD ZINC	F81006-36	4
10	BOLT, M16X40-8.8 HEX HEAD FULL THREAD ZINC	F81006-13	4
11	NUT, M16-8 HEX NYLON ZINC LOCK	F81036-2	4
12	LEG ASSEMBLY, INFEED & OUTFEED TABLE See Section 2.8	525443	2

2.3 Wire Hanger

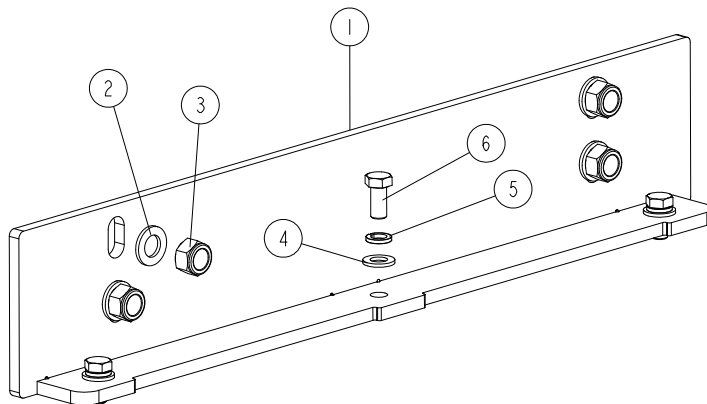
525945_001
525945_MANUAL



REF.	DESCRIPTION (* indicates parts available in assemblies only)	PART NO.	QTY	
-	WIRE HANGER	525945	1	
1	BENT PLATE	525944-1	1	
2	WASHER, 8.4 FLAT ZINC	F81054-1	4	
3	BOLT, M8X25-8.8-B HEX HEAD FULL THREAD ZINC	F81002-5	2	
4	NUT, M8-8-B HEX NYLON ZINC LOCK	F81032-2	2	

2.4 Conveyor Support Assembly. 549517

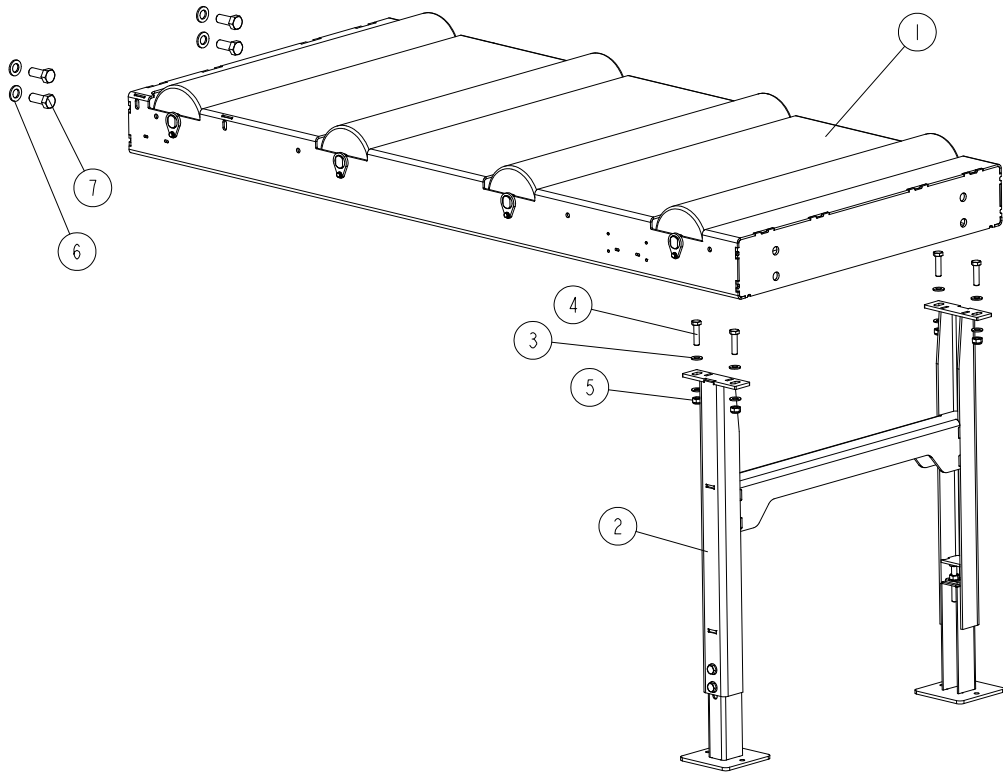
549517_001
549517_MANUAL



REF	DESCRIPTION (◆ indicates parts available in assemblies only)	PART #	QTY	
-	Conveyor Support Assembly	549517	1	
1	CONVEYOR SUPPORT WELDING ELEMENT	549520-1	1	
2	WASHER, 17 FLAT ZINC	F81058-1	4	
3	NUT, M16,HEX, NYLON ZINC LOCK	F81036-2	4	
4	WASHER, 13 FLAT ZINC	F81056-1	3	
5	WASHER, Z12.2 SPLIT LOCK ZINC	F81056-2	3	
6	SCREW M12X25-8.8-FE/ZN5 PN-M/82105	F81004-31	3	

2.5 Infeed Roller Table Module 551710

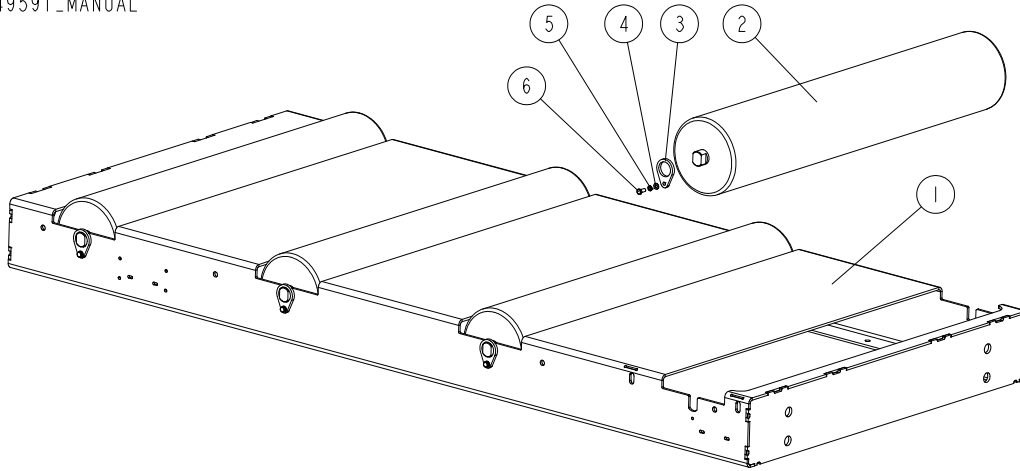
551710_001
551710_MANUAL



REF	DESCRIPTION (◆ indicates parts available in assemblies only)	PART #	QTY	
-	Module, Infeed Roller Table	551710	1	
1	MODULE, INFEED ROLLER TABLE - COMPLETE See Section 2.6	549591	1	
2	LEG, INFEED & OUTFEED TABLE See Section 2.8	525443	1	
3	WASHER, 10.5 FLAT ZINC	F81055-1	8	
4	BOLT, M10 X 40-8.8 HEX HEAD FULL THREAD ZINC	F81003-16	4	
5	NUT, M10-8-B HEX NYLON ZINC LOCK	F81033-1	4	
6	WASHER, 17 FLAT ZINC	F81058-1	4	
7	BOLT, M16X40-8.8 HEX HEAD FULL THREAD ZINC	F81006-13	4	

2.6 Infeed Roller Table Module 549591

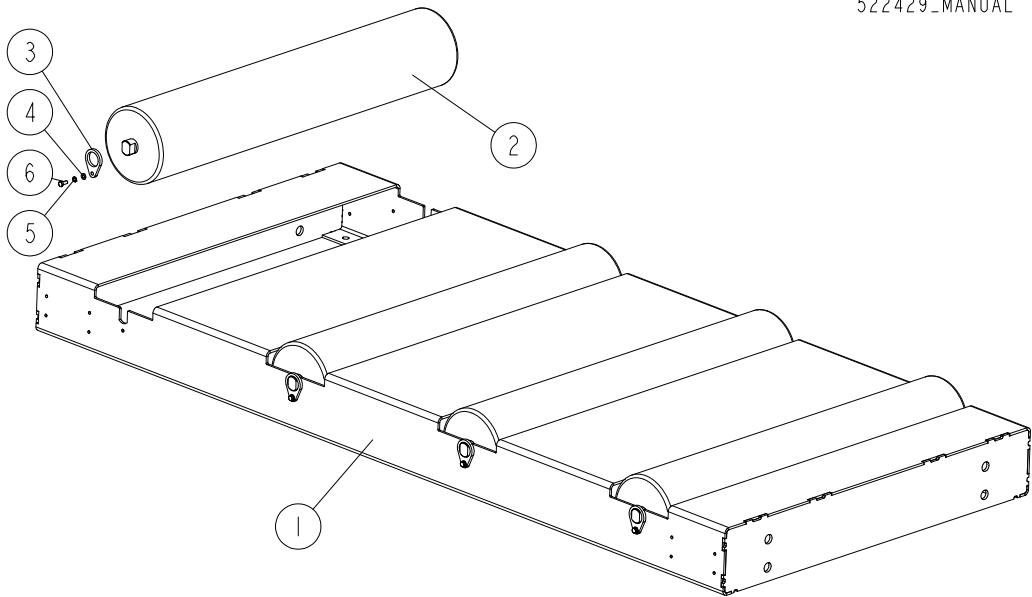
549591_001
549591_MANUAL



REF	DESCRIPTION (◆ indicates parts available in assemblies only)	PART #	QTY	
-	Module, Infeed Roller Table - Complete	549591	1	
1	MODULE, CONVEYOR WELDMENT	549592-1	1	
2	ROLLER, FI=133/25-700 S=18 BEARING 6305	522428-1	4	
3	LOCK, ROLLER	522426-1	8	
4	WASHER, 5.3 FLAT ZINC	F81052-1	8	
5	WASHER, 5.1 SPLIT LOCK ZINC	F81052-2	8	
6	BOLT, M5 X 12-5.8-HEX HEAD FULL THREAD ZINC	F81000-5	8	

2.7 Module, Roller Table. 522429

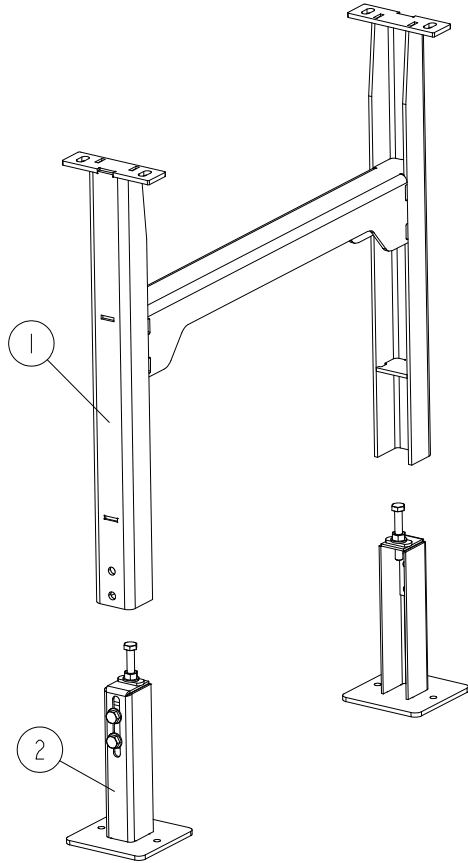
522429_001
522429_MANUAL



REF	DESCRIPTION (◆ indicates parts available in assemblies only)	PART #	QTY
-	MODULE, ROLLER TABLE - COMPLETE	522429	1
1	MODULE WELDMENT, ROLLER TABLE	522423-1	1
2	ROLLER, FI=133/25-700 S=18 BEARING 6305	522428-1	4
3	LOCK, ROLLER	522426-1	8
4	WASHER, 5.3 FLAT ZINC	F81052-1	8
5	WASHER, 5.1 SPLIT LOCK ZINC	F81052-2	8
6	BOLT, M5 X 12-5.8-HEX HEAD FULL THREAD ZINC	F81000-5	8

2.8 Leg, Infeed & Outfeed Table 525443

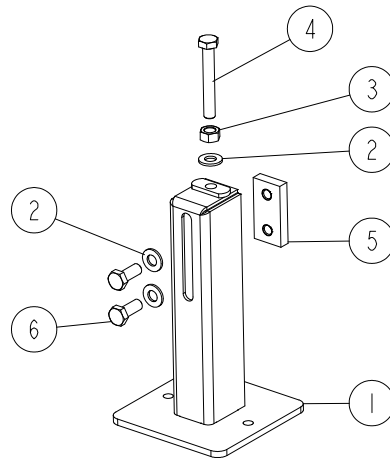
525443_001
525443_MANUAL



REF	DESCRIPTION (◆ indicates parts available in assemblies only)	PART #	QTY	
-	LEG, INFEEED & OUTFEED TABLE	525443	1	
1	LEG WELDMENT	522561-1	1	
2	FOOT, ADJUSTABLE See Section 2.9	525445	2	

2.9 Foot, Adjustable 525445

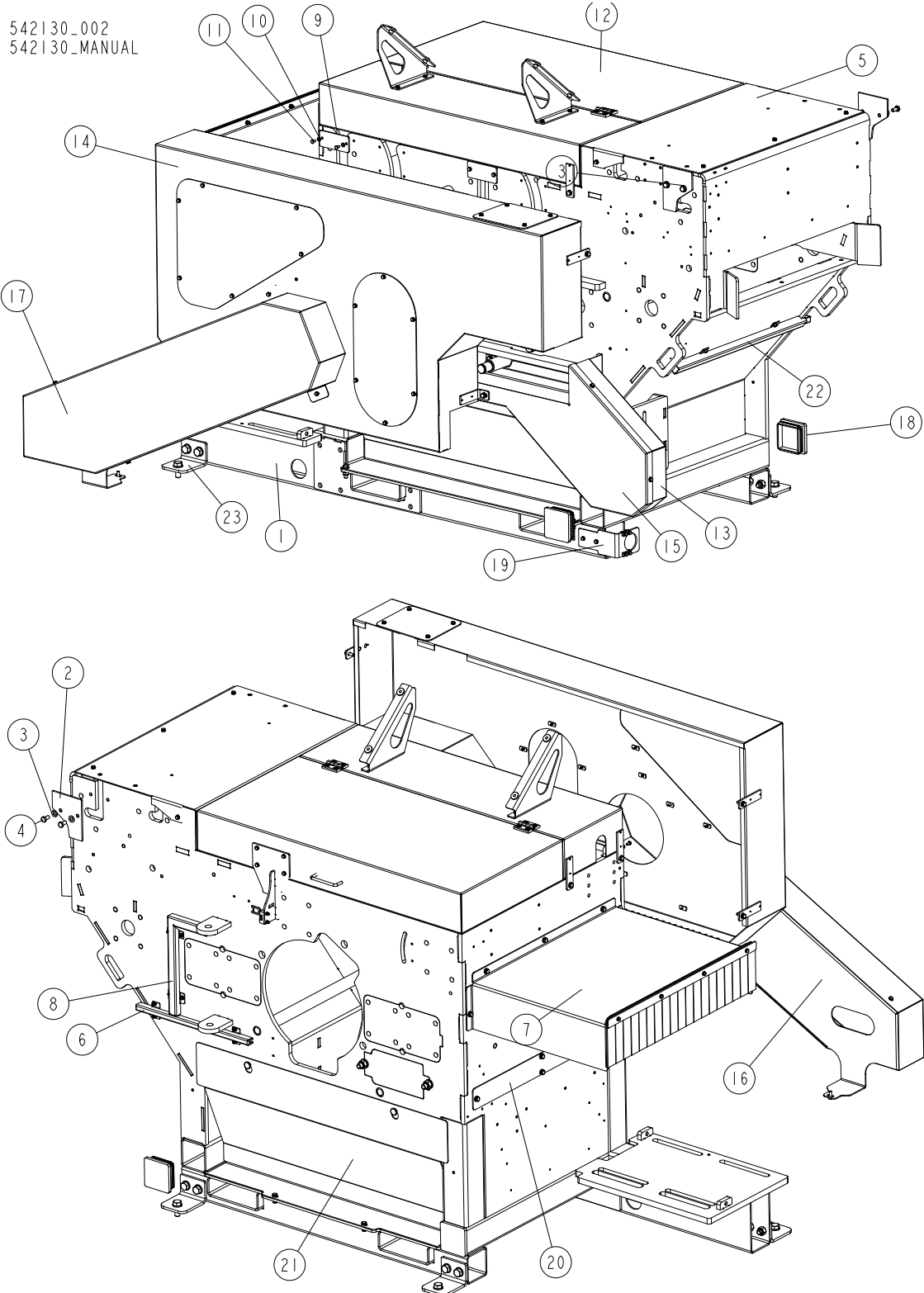
525445_001
525445_MANUAL



REF	DESCRIPTION (◆ indicates parts available in assemblies only)	PART #	QTY
-	FOOT, ADJUSTABLE	525445	1
1	FOOT WELDMENT	525446-1	1
2	WASHER, 10.5 FLAT ZINC	F81055-1	3
3	NUT, M10-8-B-ZINC	F81033-3	1
4	BOLT, M10 X 70-8.8 HEX HEAD FULL THREAD ZINC	F81003-20	1
5	PLATE, M10 CLAMPING ZINC-PLATED	101242-1	1
6	BOLT, M10X25-8.8-ZINC	F81003-11	2

SECTION 3 GUARDS AND COVERS

3.1 Covers

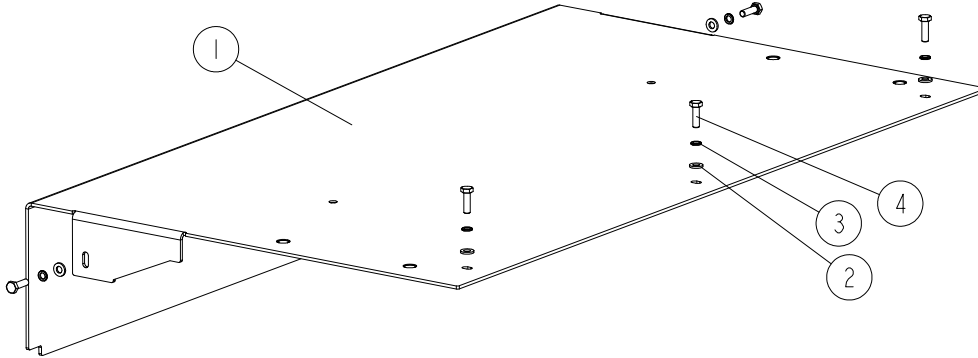


REF	DESCRIPTION (◆ indicates parts available in assemblies only)	PART #	QTY
1	Body, Edger Wldmt/Ptd	542131-1	1

REF	DESCRIPTION (◆ indicates parts available in assemblies only)	PART #	QTY	
2	FLAT PLATE 120X145X5	525374-1	2	
3	WASHER, 10.5 FLAT ZINC	F81055-1	4	
4	BOLT, ISO4017-M10X20-8.8-A2E HEX HEAD	F81003-53	4	
5	TOP COVER ASSEMBLY See Section 3.2	525401	1	
6	CABLE COVER ASSEMBLY	549589	1	
7	BACK COVER ASSEMBLY See Section 3.3	525637	1	
8	CABLE COVER See Section 3.10	549542	1	
-	PLUG ASSEMBLY	526107	2	
9	FLAT PLATE	525946-1	1	
10	WASHER, 6.4 FLAT ZINC	F81053-1	2	
11	BOLT, M6X12-8.8 HEX HEAD FULL THREAD ZINC	F81001-7	2	
12	COVER, UPPER - COMPLETE See Section 3.11	549545	1	
13	COVER, FEED REAR - COMPLETE See Section 3.16	540216	1	
14	COVER, SIDE See Section 3.17	549585	1	
15	COVER, FEED DRIVE FRONT - COMPLETE See Section 3.18	541073	1	
16	COVER, V-BELT REAR - COMPLETE See Section 3.19	541076	1	
17	COVER, V-BELT FRONT - COMPLETE See Section 3.20	541079	1	
18	CAP, 100X100 SQUARE	090694	3	
19	BRACKET, CONDUIT - COMPLETE See Section 3.21	542126	1	
20	COVER PLATE ASSEMBLY (FIXED BLADE) See Section 9.17	539157	1	
21	CONVEYOR COVER PLATE ASSEMBLY See Section 9.22	551719	1	
22	CABLE COVER ASSEMBLY See Section 3.22	551740	1	
23	BRACKET, TRANSPORTATION - COMPLETE See Section 3.23	554206	3	

3.2 Top Cover Assembly

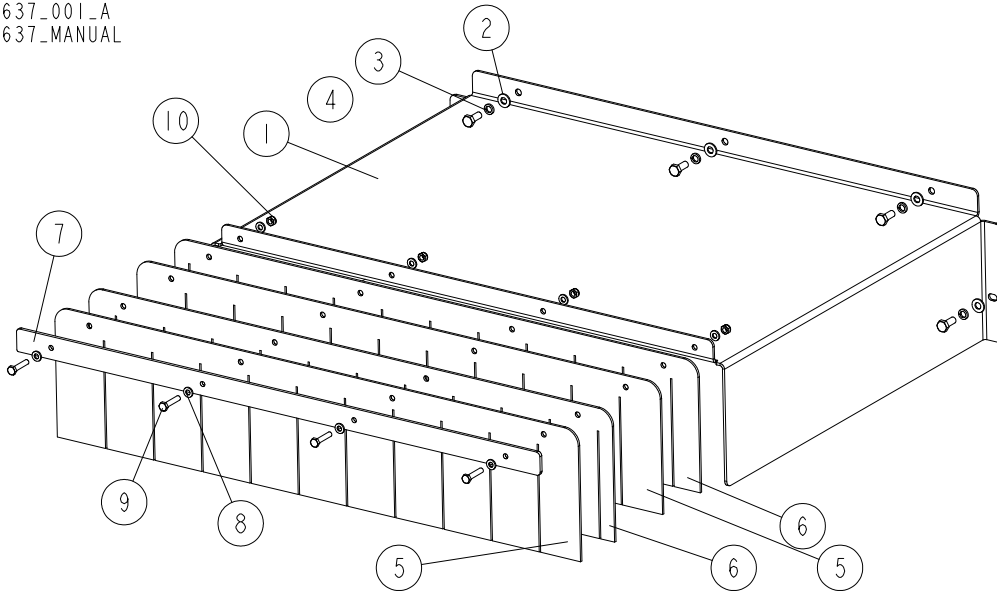
525401_001_A
 525401_MANUAL



REF	DESCRIPTION (◆ indicates parts available in assemblies only)	PART #	QTY	
-	TOP COVER ASSEMBLY	525401	1	
1	COVER, TOP WLDMT/PTD	536850-1	1	
2	WASHER, 6.4 FLAT ZINC	F81053-1	5	
3	WASHER, Z 6.1 SPLIT LOCK ZINC	F81053-3	5	
4	BOLT, M6X20-8.8 HEX HEAD FULL THREAD ZINC	F81001-2	5	

3.3 Rear Cover Assembly

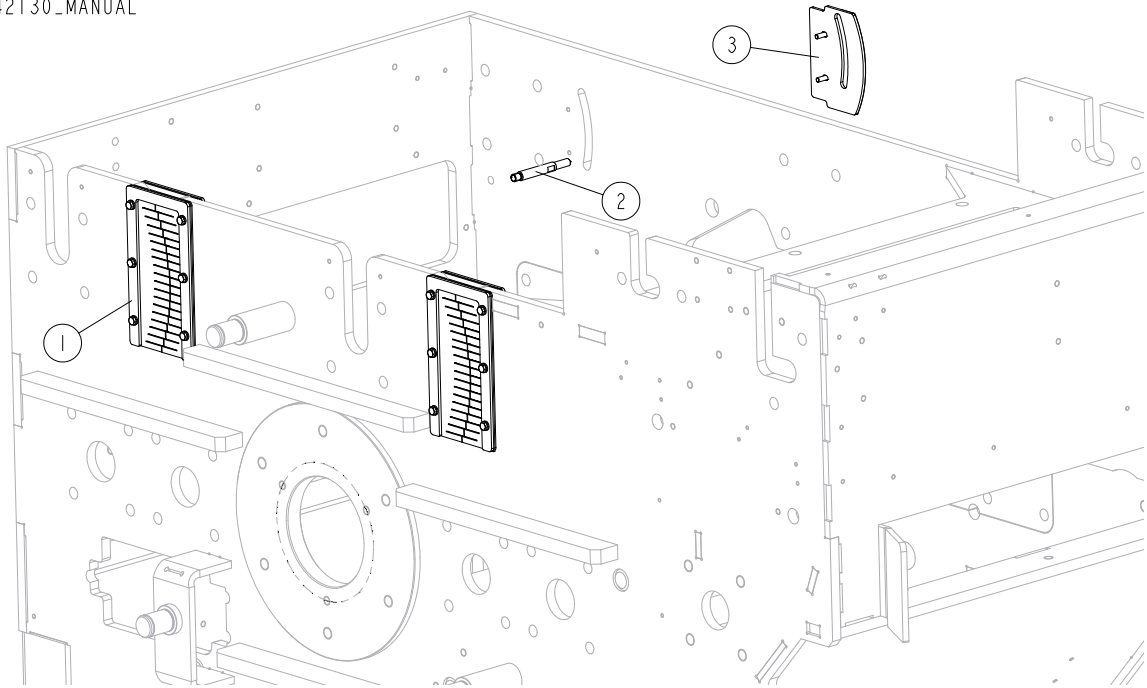
525637_001_A
525637_MANUAL



REF	DESCRIPTION (u indicates parts available in assemblies only)	PART #	QTY
-	REAR COVER ASSEMBLY	525637	1
1	BENT PLATE	525422-1	1
2	WASHER, 8,4-FLAT ZINC	F81054-1	5
3	WASHER, 8,2 SPLIT LOCK ZINC	F81054-4	5
4	BOLT, M8X20-8.8-B-HEX HEAD FULL THREAD Z	F81002-4	5
5	COVER	522589	2
6	COVER	522590	2
7	BAR, MOUNTING	522591-1	1
8	WASHER, 6.4 FLAT ZINC	F81053-1	8
9	BOLT, M6X30 5.8 HEX HEAD FULL THREAD ZIN	F81001-13	4
10	NUT, M6-8-B-HEX NYLON ZINC LOCK	F81031-2	4

3.4 Sealing Plate Assembly

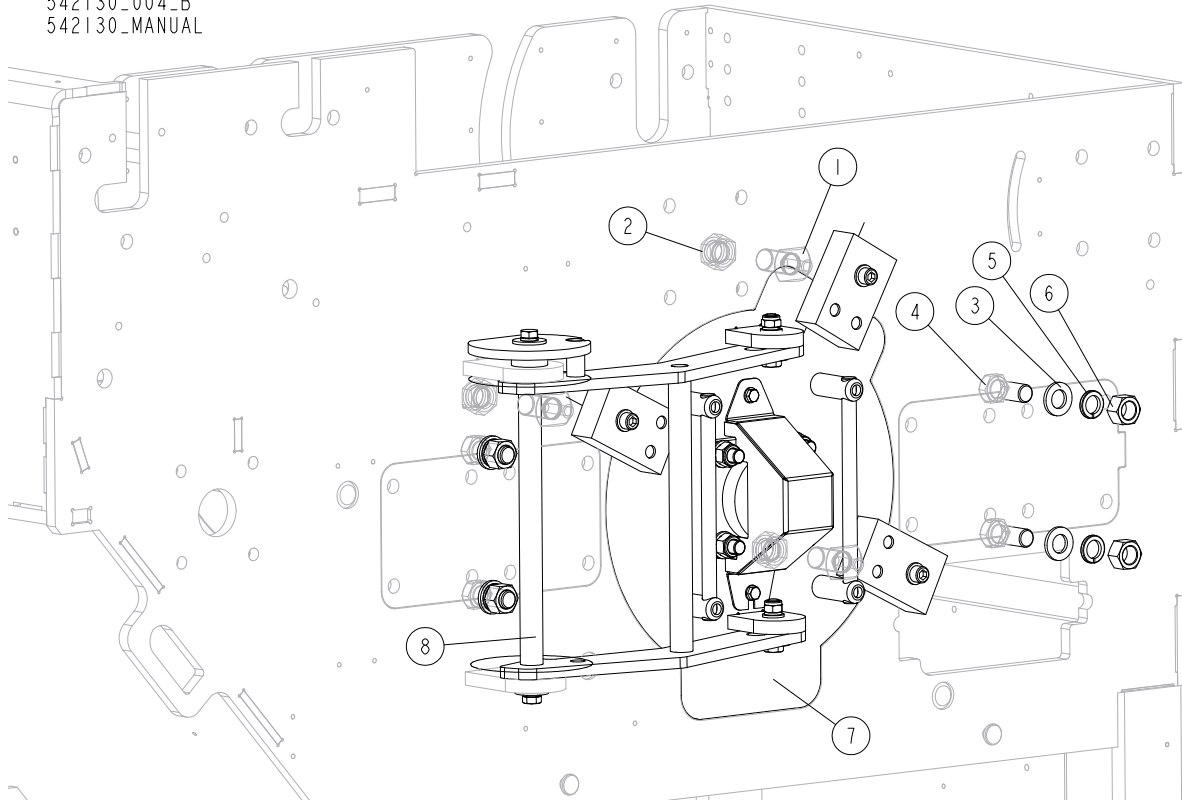
542130_008
 542130_MANUAL



REF	DESCRIPTION (◆ indicates parts available in assemblies only)	PART #	QTY
1	SEAL ASSEMBLY See Section 3.30	526111	2
2	INDICATOR, MATERIAL THICKNESS	549522-1	1
3	SCALE, MATERIAL THICKNESS See Section 3.31	549525	1

3.5 Blade Cover

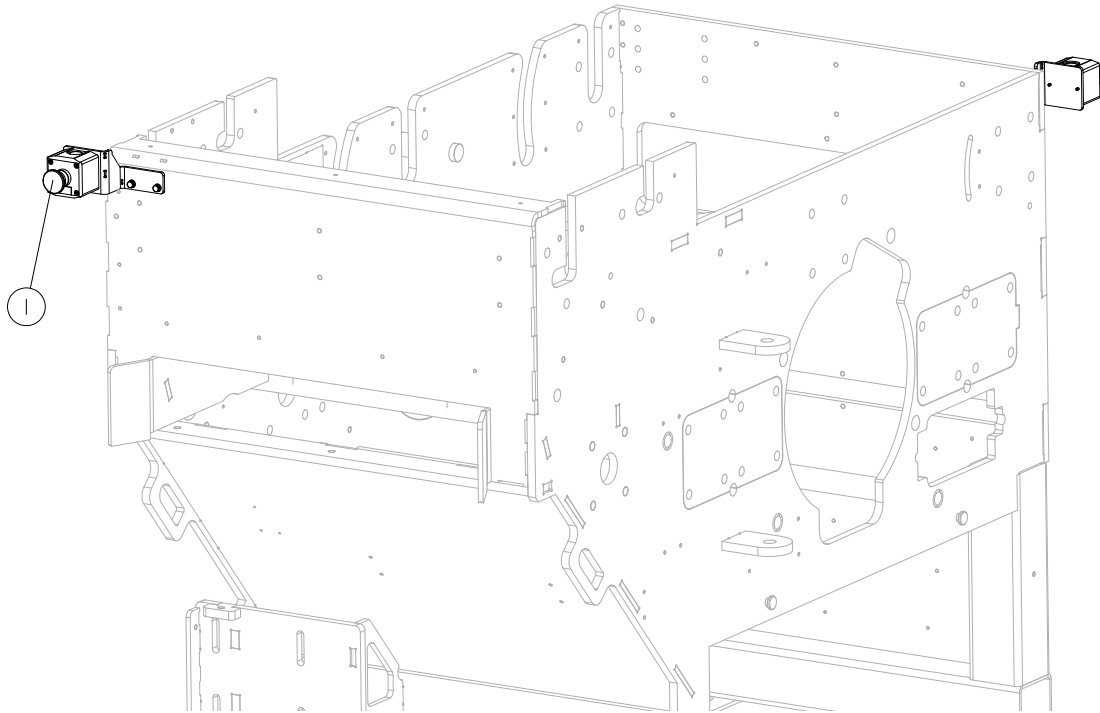
542130_004_B
542130_MANUAL



REF	DESCRIPTION (u indicates parts available in assemblies only)	PART #	QTY
1	DOOR CONE MALE	524004-1	3
2	NUT, M24X2-8-B HEX ZINC	F81039-11	3
3	WASHER, 21 FLAT ZINC	F81059-2	8
4	BOLT, M20X50-8.8-B HEX HEAD FULL THREAD	F81007-17	4
5	WASHER, 20.5 SPLIT LOCK ZINC	F81059-1	4
6	NUT, M20-8-FE/ZN5 PN-86/M-82144	F81037-1	4
7	COVER - COMPLETE See Section 3.24	542069	1
8	COVER, GRAB HANDLE ASSEMBLY - COMPLETE See Section 3.27	542066	1

3.6 Emergency Switches

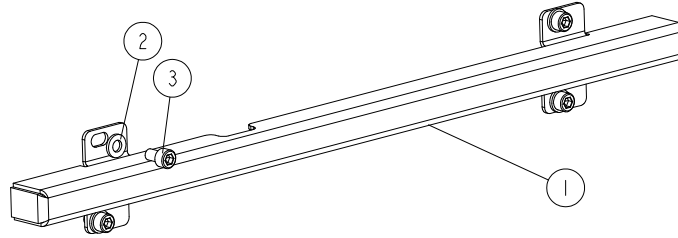
542130_006
542130_MANUAL



REF	DESCRIPTION (◆ indicates parts available in assemblies only)	PART #	QTY
1	Emergency Switch Assembly See Section 3.8	551714	2

3.7 Cable Cover. 549589

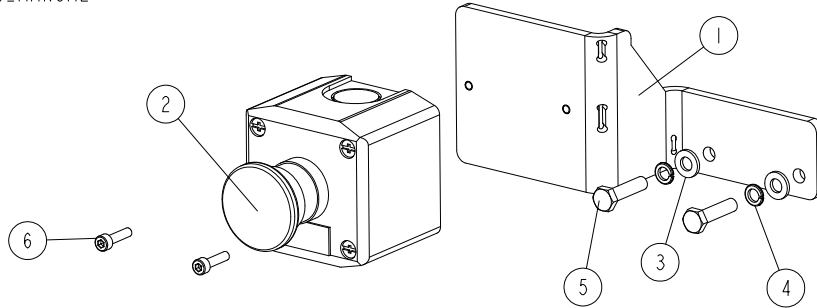
549589_001
549589_MANUAL



REF	DESCRIPTION (◆ indicates parts available in assemblies only)	PART #	QTY	
-	Cable Cover Assembly	549589	1	
1	BENT PLATE	549590-1	1	
2	WASHER, 6.4 FLAT ZINC	F81053-1	4	
3	SCREW, M6X10 8.8 HEX SOCKET HEAD CAP ZINC	F81001-12	4	

3.8 Emergency Switch Assembly 551714

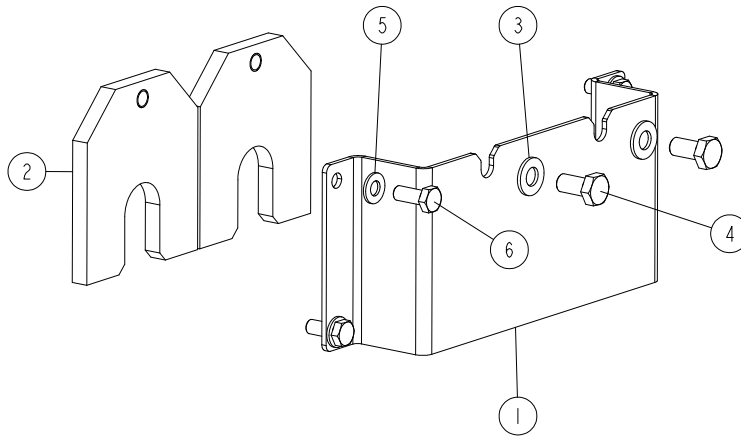
551714_001
551714_MANUAL



REF	DESCRIPTION (◆ indicates parts available in assemblies only)	PART #	QTY
-	Emergency Switch Assembly	551714	1
1	BRACKET, EMERGENCY SWITCH	551713-1	1
2	SWITCH, EMERGENCY XALJ174F	E22703-P	1
3	WASHER, 6.4 FLAT ZINC	F81053-1	2
4	WASHER, Z 6.1 SPLIT LOCK ZINC	F81053-3	2
5	BOLT, M6X25-5.8 HEX HEAD FULL THREAD ZINC	F81001-3	2
6	SCREW M4X16 SHCS ZC 8.8 DIN 912 ISO 4762	F81011-56	2

3.9 Spacer Plate Assembly 542104

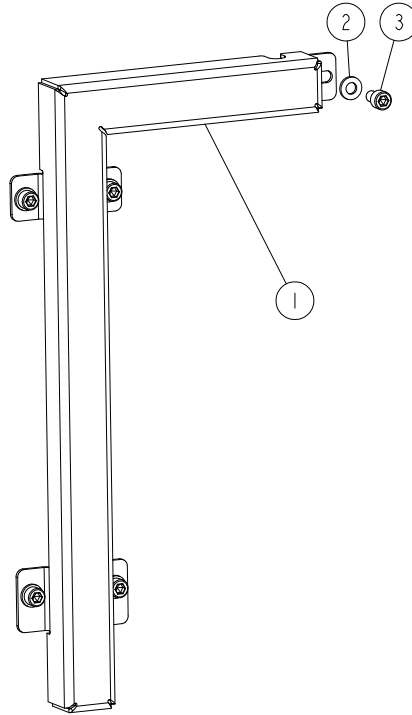
542104_001
542104_MANUAL



REF	DESCRIPTION (◆ indicates parts available in assemblies only)	PART #	QTY	
-	Spacer Plate Assembly	542104	1	
1	FLAT PLATE 266X50X3	524950-1	1	
-	SPACER PLATE	525941	2	
2	FLAT PLATE	525940-1	1	
3	WASHER, 10.5 FLAT ZINC	F81055-1	1	
4	BOLT, ISO4017-M10X20-8.8-A2E HEX HEAD	F81003-53	1	
5	WASHER, 8.4 FLAT ZINC	F81054-1	4	
6	BOLT, M8X20-8.8-B HEX HEAD FULL THREAD ZINC	F81002-4	4	

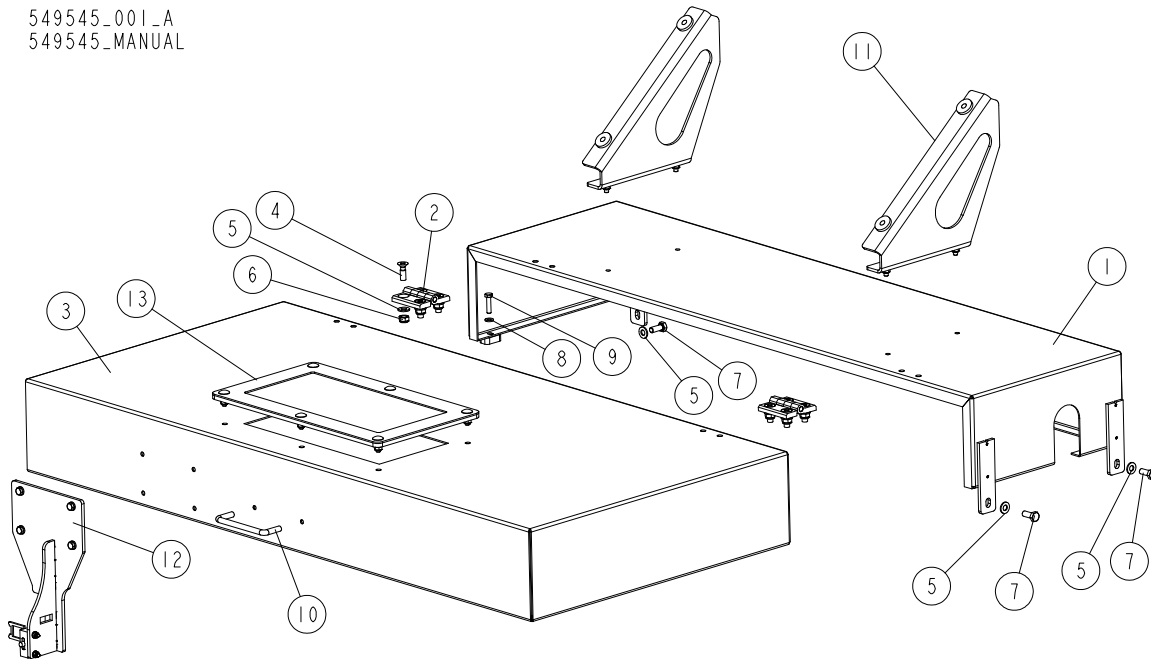
3.10 Cable Cover. 549542

549542_001
549542_MANUAL



REF	DESCRIPTION (◆ indicates parts available in assemblies only)	PART #	QTY	
-	Cable Cover	549542	1	
1	PLATE, COVER	549543-1	1	
2	WASHER, 6.4 FLAT ZINC	F81053-1	5	
3	SCREW,M6X10 8.8 HEX SOCKET HEAD CAP ZINC	F81001-12	5	

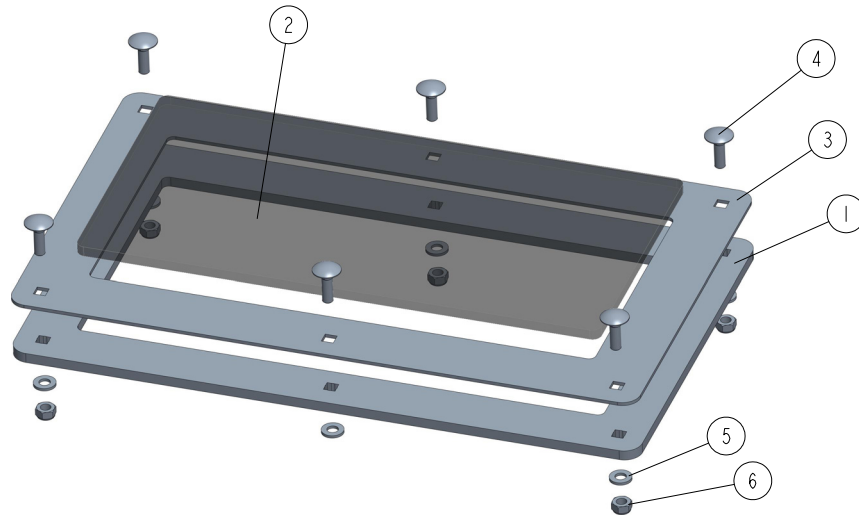
3.11 Upper Cover. 549545_554211

549545_001_A
549545_MANUAL

REF	DESCRIPTION (◆ indicates parts available in assemblies only)	PART #	QTY	
-	UPPER COVER - COMPLETE	549545	1	
-	UPPER COVER - COMPLETE ECO	554211	1	
1	TOP COVER 1 WELDING ELEMENT	525408-1	1	
2	DOOR HINGE CFM.60 SH8	521728	2	
3	COVER	549546-1	1	
4	SCREW, M8X25-5.8 CROSS RECESSED COUNTERS	F81002-51	8	
5	WASHER, 8.4 FLAT ZINC	F81054-1	11	
6	NUT, M8-8-B HEX NYLON ZINC LOCK	F81032-2	8	
7	BOLT, M8X20 8.8 HEX HEAD FULL THREAD ZIN	F81002-4	3	
8	WASHER, 6.4 FLAT ZINC	F81053-1	1	
9	BOLT, M6X25-5.8 HEX HEAD FULL THREAD ZIN	F81001-3	1	
10	HANDLE, BLADE HOUSING COVER	P08065	1	
11	BRACKET, COVER - COMPLETE See Section 3.13	540182	2	
12	LOCK, COVER CATCH - COMPLETE See Section 3.14	549532 ¹	1	
	LOCK, COVER CATCH - COMPLETE ECO See Section 3.15	554223 ²	1	
13	WINDOW, INSPECTION COMPLETE See Section 3.12	554244	1	

¹ Included in 549545² Included in 554211

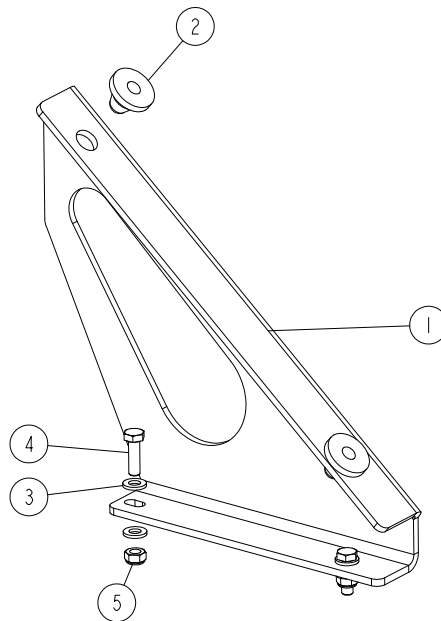
3.12 Inspection Window (No. 554244)

554244_001
554244

REF	DESCRIPTION (◆ indicates parts available in assemblies only)	PART #	QTY	
-	WINDOW, INSPECTION COMPLETE	554244	1	
1	BRACKET, DISTANCE	554241-1	1	
2	POLYCARBONATE	554242	1	
3	OVERLAY, MOUNTING	554243-1	1	
4	BOLT, M6X20 CARRIAGE ZC 8.8	F81001-119	6	
5	WASHER, 6.4 FLAT ZINC	F81053-1	6	
6	NUT, M6-8-B-HEX NYLON ZINC LOCK	F81031-2	5	

3.13 Bracket, Cover. 540182

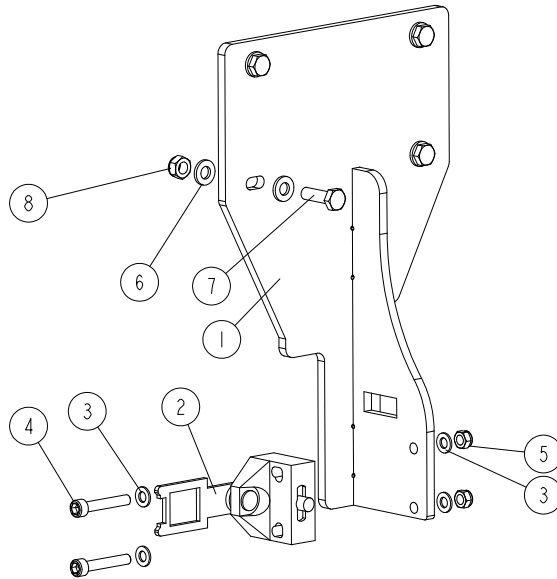
540182_001
540182_MANUAL



REF	DESCRIPTION (◆ indicates parts available in assemblies only)	PART #	QTY	
-	Bracket, Cover - Complete	540182	1	
1	PLATE, 1 BRACKET	540181-1	1	
2	FOOT, SR 1591 25.3X12.5 (MOSS 34363) PUS	515250	2	
3	WASHER, 6.4 FLAT ZINC	F81053-1	4	
4	BOLT, M6X20-8.8 HEX HEAD FULL THREAD ZIN	F81001-2	2	
5	NUT, M6-8-B HEX NYLON ZINC LOCK	F81031-2	2	

3.14 Cover Catch Lock 549532

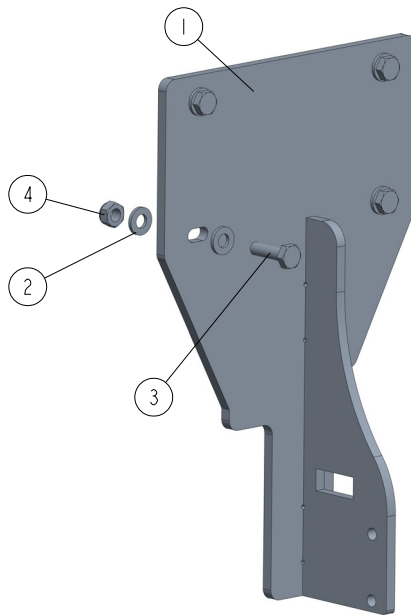
549532_001
549532_MANUAL



REF	DESCRIPTION (◆ indicates parts available in assemblies only)	PART #	QTY
-	Lock, Cover Catch - Complete	549532	1
1	LOCK, UPPER COVER CATCH WLDMT/PTD	549531-1	1
2	ACTUATOR SCHNEIDER XC SZ03 PIVOTING	525407	1
3	WASHER, 5.3 FLAT ZINC	F81052-1	4
4	SCREW, M5X30 5.8 HEX SOCKET HEAD CAP ZIN	F81000-71	2
5	NUT, M5-8-FE/ZN5 DIN985	F81030-2	2
6	WASHER, 6.4 FLAT ZINC	F81053-1	8
7	BOLT, M6X20-8.8 HEX HEAD FULL THREAD ZIN	F81001-2	4
8	NUT, M6-8-B HEX NYLON ZINC LOCK	F81031-2	4

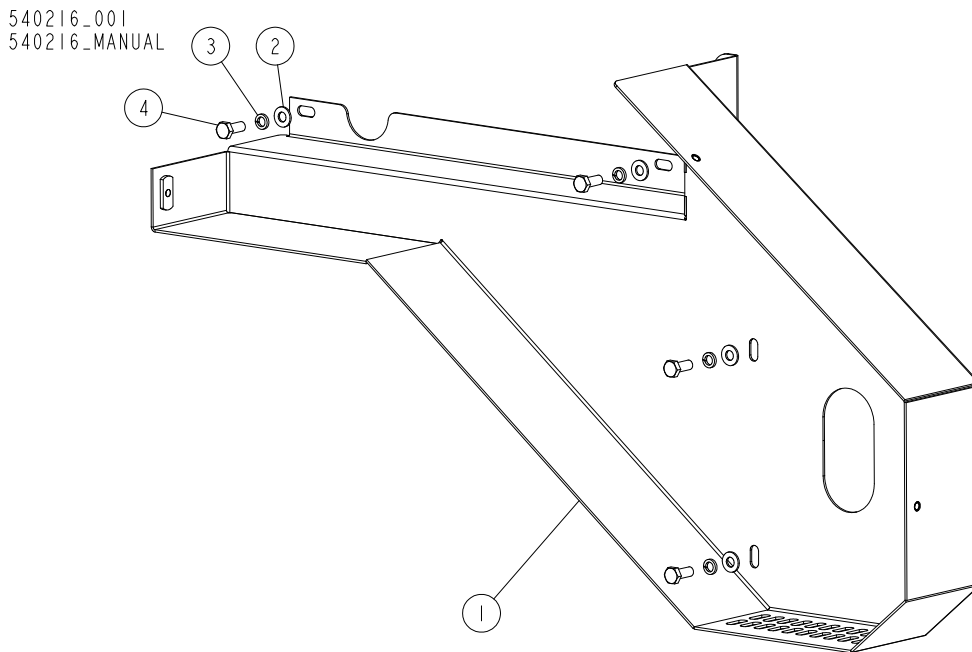
3.15 Cover Catch. 554223

554223_001
554223



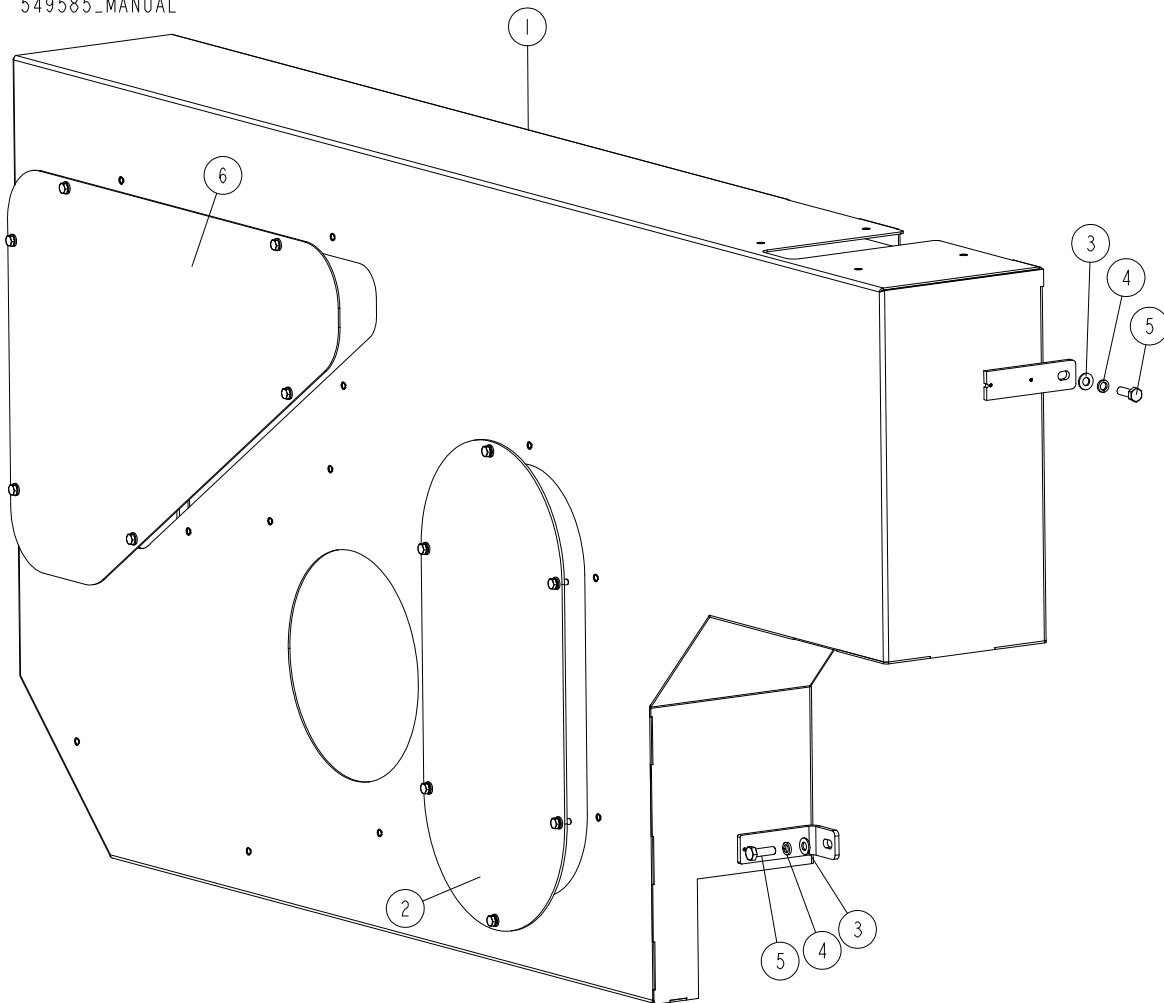
REF	DESCRIPTION (◆ indicates parts available in assemblies only)	PART #	QTY	
-	Cover Catch - Complete	554223	1	
1	LOCK, UPPER COVER CATCH WLDMT/PTD	549531-1	1	
2	WASHER, 6.4 FLAT ZINC	F81053-1	8	
3	BOLT, M6X20 8.8 HEX HEAD FULL THREAD ZIN	F81001-2	4	
4	NUT, M6-8-B HEX NYLON ZINC LOCK	F81031-2	4	

3.16 Feed Rear Cover 540216



REF	DESCRIPTION (◆ indicates parts available in assemblies only)	PART #	QTY	
-	Cover, Feed Rear - Complete	540216	1	
1	COVER, FEED REAR WLDMT/PTD	540217-1	1	
2	WASHER, 8.4 FLAT ZINC	F81054-1	4	
3	WASHER 8,2 ZINC	F81054-4	4	
4	BOLT, M8X20-8.8-B HEX HEAD FULL THREAD ZINC	F81002-4	4	

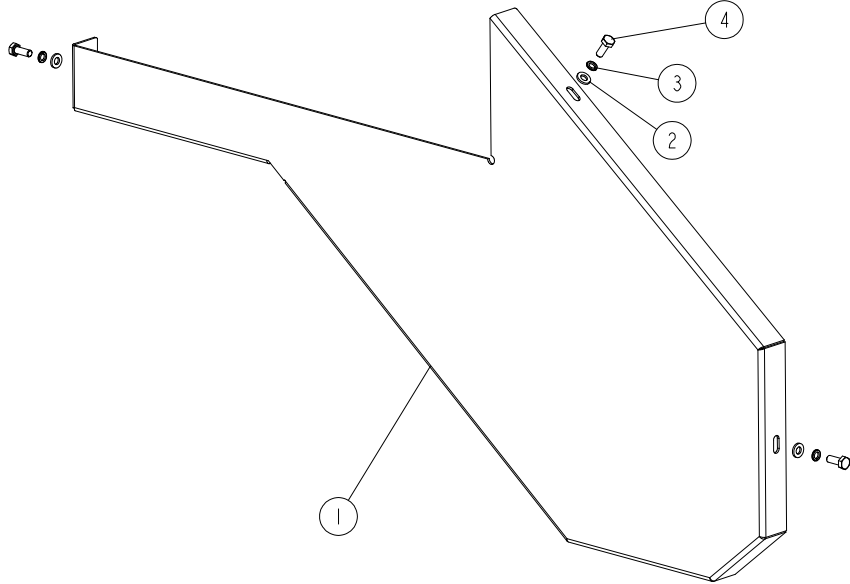
3.17 Side Cover 549585

549585_001
549585_MANUAL

REF	DESCRIPTION (◆ indicates parts available in assemblies only)	PART #	QTY
-	Cover, Side	549585	1
1	COVER, SIDE WLDMT/PTD	549586-1	1
2	COVER ASSEMBLY	525626	1
3	WASHER, 8.4 FLAT ZINC	F81054-1	4
4	WASHER 8,2 FE/ZN9	F81054-4	4
5	BOLT, M8X25-8.8-B HEX HEAD FULL THREAD ZINC	F81002-5	4
6	COVER, INSPECTION - COMPLETE	536855	1

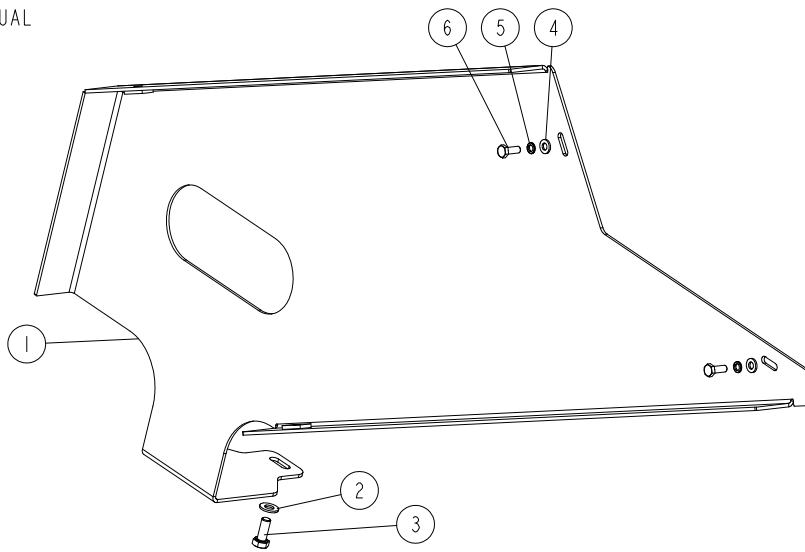
3.18 Cover, Feed Drive Front 541073

541073_001
541073_MANUAL



REF	DESCRIPTION (◆ indicates parts available in assemblies only)	PART #	QTY
-	Cover, Feed Drive Front - Complete	541073	1
1	PLATE, FEED DRIVE FRONT COVER	541074-1	1
2	WASHER, 6.4 FLAT ZINC	F81053-1	3
3	WASHER, Z 6.1 SPLIT LOCK ZINC	F81053-3	3
4	BOLT, M6 X 16 8.8 HEX HEAD FULL THREAD ZINC	F81001-15	3

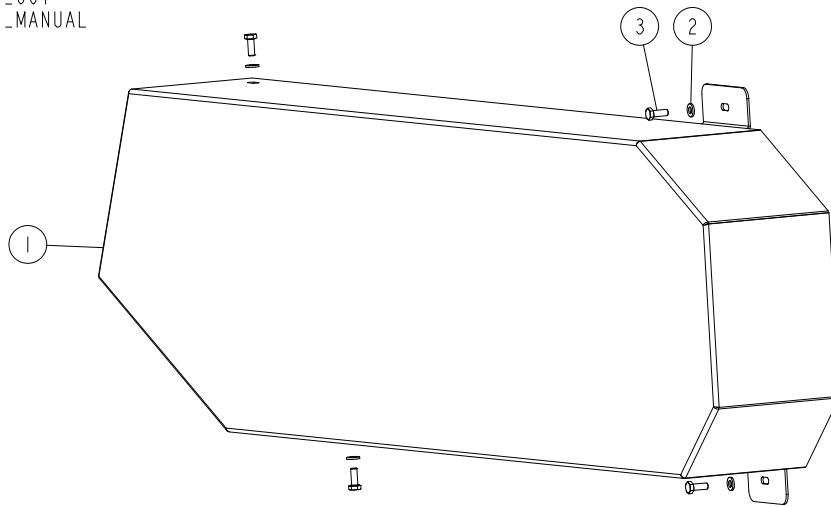
3.19 V-Belt Rear Cover 541076

541076_001
541076_MANUAL

REF	DESCRIPTION (◆ indicates parts available in assemblies only)	PART #	QTY
-	Cover, V-Belt Rear - Complete	541076	1
1	COVER, V-BELT REAR WLDMT/PTD	541077-1	1
2	WASHER, 8.4 FLAT ZINC	F81054-1	1
3	BOLT, M8X20-8.8-B HEX HEAD FULL THREAD ZINC	F81002-4	1
4	WASHER, 6.4 FLAT ZINC	F81053-1	2
5	WASHER, Z 6.1 SPLIT LOCK ZINC	F81053-3	2
6	BOLT, M6 X 16 8.8 HEX HEAD FULL THREAD ZINC	F81001-15	2

3.20 V-Belt Front Cover 541079

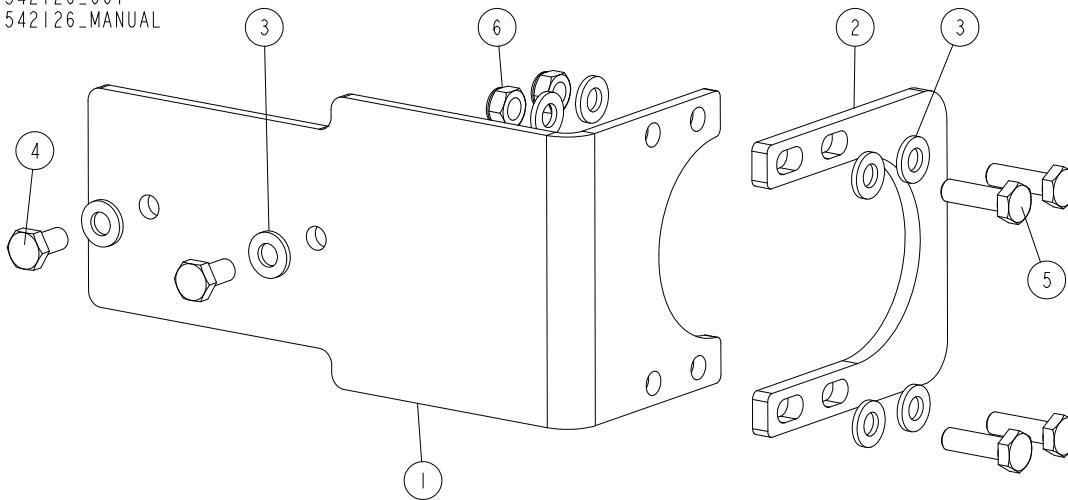
541079_001
541079_MANUAL



REF	DESCRIPTION (◆ indicates parts available in assemblies only)	PART #	QTY	
-	Cover, V-Belt Front - Complete	541079	1	
1	PLATE, V-BELT FRONT COVER WLDMT/PTD	541080-1	1	
2	WASHER, 6.4 FLAT ZINC	F81053-1	4	
3	BOLT, M6 X 16 8.8 HEX HEAD FULL THREAD ZINC	F81001-15	4	

3.21 Conduit Bracket 542126

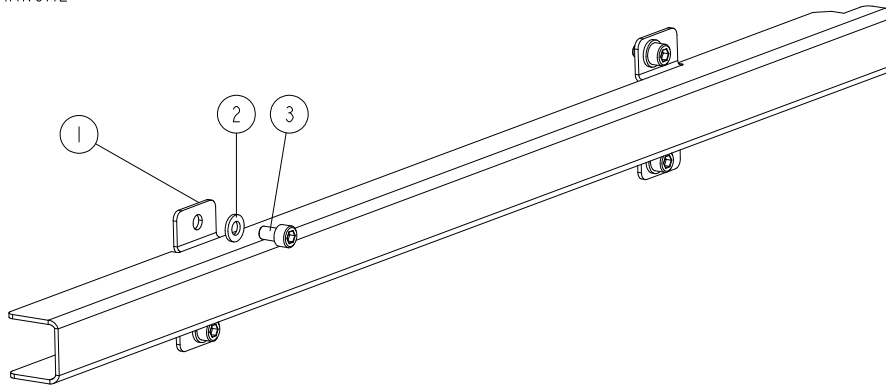
542126_001
542126_MANUAL



REF	DESCRIPTION (◆ indicates parts available in assemblies only)	PART #	QTY	
-	Bracket, Conduit - Complete	542126	1	
1	PLATE, CONDUIT MOUNTING 1	542124-1	1	
2	PLATE, CONDUIT MOUNTING 2	542125-1	1	
3	WASHER, 6.4 FLAT ZINC	F81053-1	10	
4	BOLT, M6X12-8.8 HEX HEAD FULL THREAD ZINC	F81001-7	2	
5	BOLT, M6X20-8.8 HEX HEAD FULL THREAD ZINC	F81001-2	4	
6	NUT, M6-8-B HEX NYLON ZINC LOCK	F81031-2	4	

3.22 Cable Cover. 551740

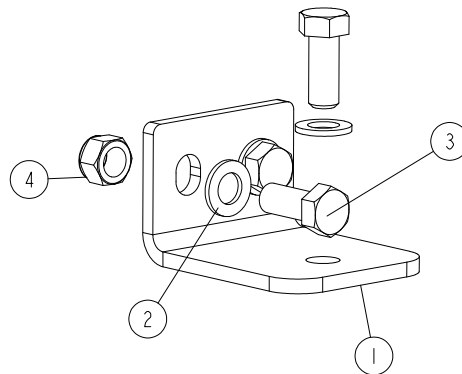
551740_001
551740_MANUAL



REF	DESCRIPTION (◆ indicates parts available in assemblies only)	PART #	QTY	
-	Cable Cover Assembly	551740	1	
1	BENT PLATE	551741-1	1	
2	WASHER, 6.4 FLAT ZINC	F81053-1	4	
3	SCREW, M6X10 8.8 HEX SOCKET HEAD CAP ZINC	F81001-12	4	

3.23 Transportation Bracket 554206

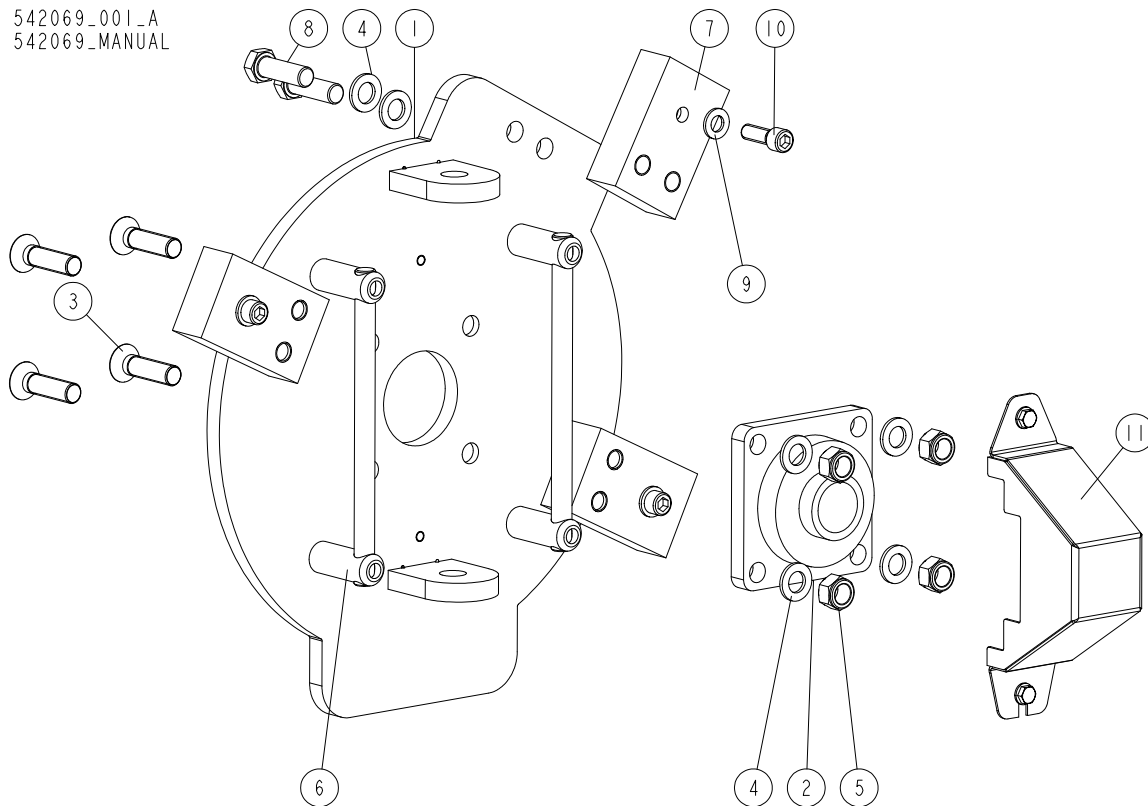
554206_001
554206_MANUAL



REF	DESCRIPTION (◆ indicates parts available in assemblies only)	PART #	QTY	
-	Bracket, Transportation - Complete	554206	1	
1	Plate, Transportation Bracket	554207-1	1	
2	WASHER, 17 FLAT ZINC	F81058-1	3	
3	BOLT,M16X40-8.8 HEX HEAD FULL THREAD ZINC	F81006-13	3	
4	NUT, M16,HEX, NYLON ZINC LOCK	F81036-2	2	

3.24 Cover. 542069

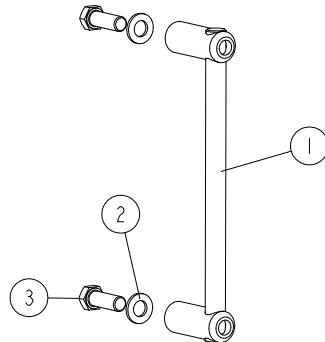
542069_001-A
542069_MANUAL



REF	DESCRIPTION (u indicates parts available in assemblies only)	PART #	QTY
-	COVER - COMPLETE	542069	1
1	COVER, WLDMT/PTD	542068-1	1
2	BEARING, UCF208 W/HOUSING	512725	1
3	SCREW M16X60-8.8-ZINC DIN 7991, BN1422	F81006-73	4
4	WASHER, 17 SPLIT LOCK ZINC	F81058-1	10
5	NUT, M16-8 HEX NYLON ZINC LOCK	F81036-2	4
6	COVER HANDLE - COMPLETE See Section 3.25	522569	2
7	DOOR CONE FEMALE	524005-1	3
8	BOLT, M16X50-8.8 HEX HEAD FULL THREAD ZI	F81006-38	6
9	WASHER, 13 FLAT ZINC	F81056-1	3
10	SCREW, M12X35-8.8 ISO 4762 HEX SOCKET H	F81004-99	3
11	ARBOR COVER ASSEMBLY See Section 3.26	525643	1

3.25 Cover Handle, 522569

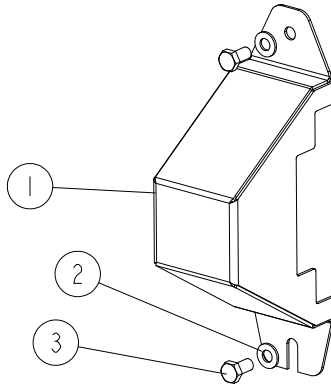
522569_001
522569_MANUAL



REF	DESCRIPTION (◆ indicates parts available in assemblies only)	PART #	QTY	
-	COVER HANDLE - COMPLETE	522569	1	
1	HANDLE WELDMENT	522568-1	1	
2	WASHER, 13 FLAT ZINC	F81056-1	2	
3	BOLT, M12 X 35-8.8-HEX HEAD FULL THREAD ZINC	F81004-24	2	

3.26 Arbor Cover. 525643

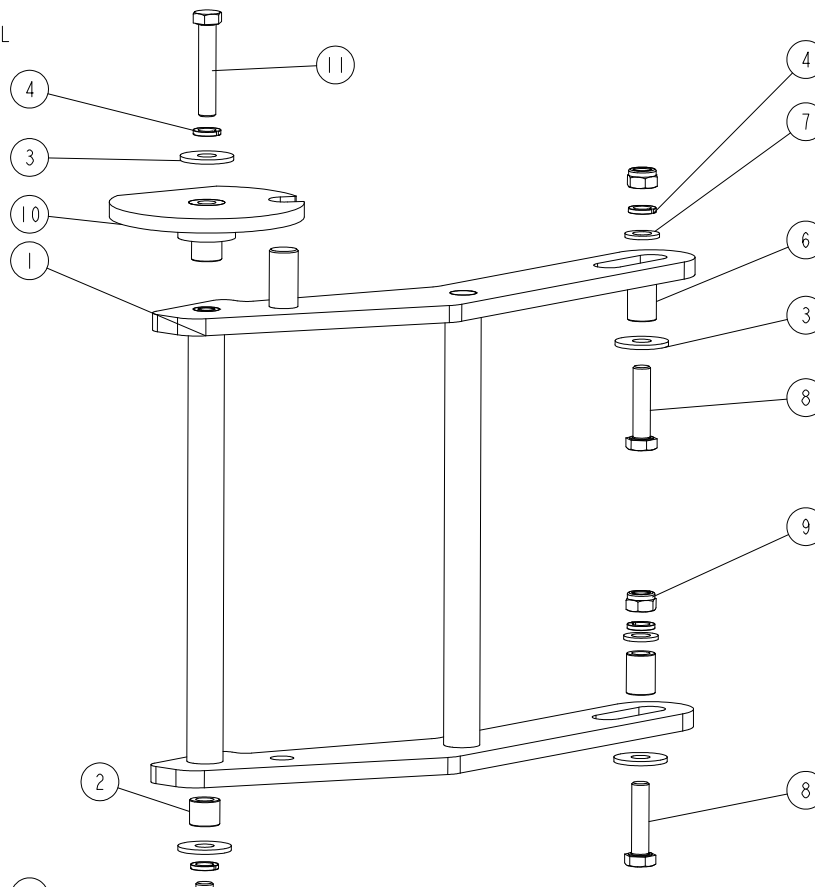
525643_001
525643_MANUAL



REF	DESCRIPTION (◆ indicates parts available in assemblies only)	PART #	QTY	
-	ARBOR COVER ASSEMBLY	525643	1	
1	ARBOR COVER	525642-1	1	
2	WASHER, 8.4 FLAT ZINC	F81054-1	2	
3	BOLT M8X16 -8.8-B-HEX HEAD FULL THREAD ZINC	F81002-20	2	

3.27 Grab Handle Cover Assembly 542066

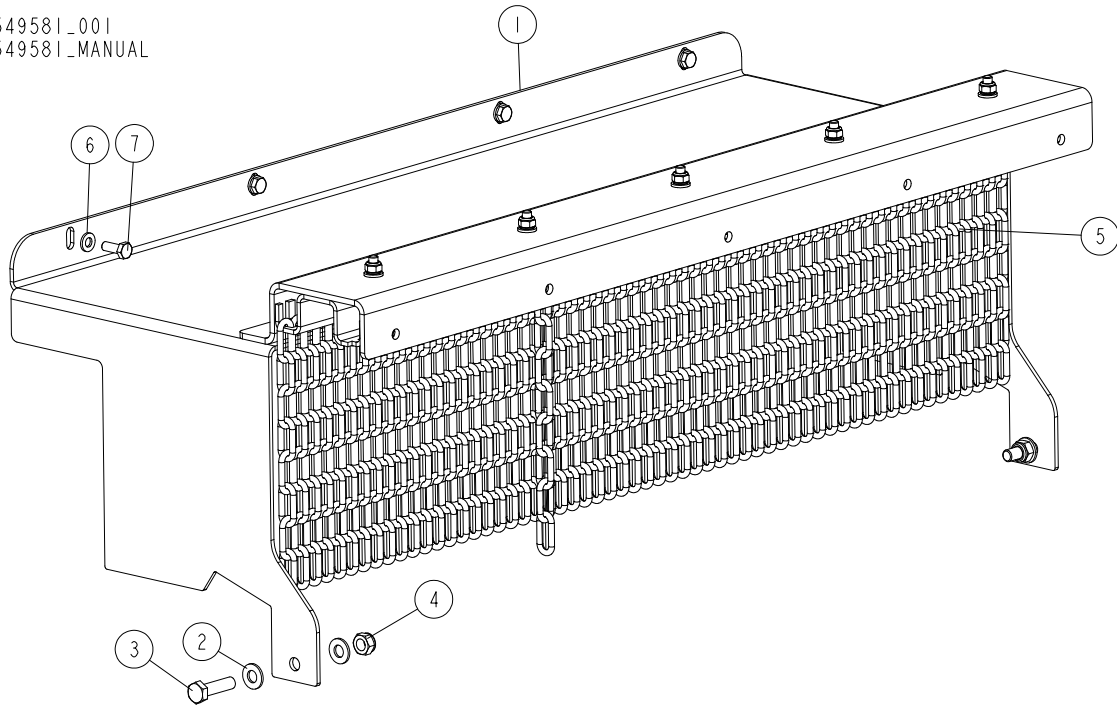
542066_001_A
542066_MANUAL



REF	DESCRIPTION (u indicates parts available in assemblies only)	PART #	QTY
-	COVER, GRAB HANDLE ASSEMBLY - COMPLETE	542066	1
1	HANDLE, COVER GRAB WLDMT/PTD	542062-1	1
2	BUSHING, 12.5/22-16 SPACER	542065-1	1
3	WASHER, 13 SPECIAL FLAT ZINC	F81056-14	4
4	WASHER, Z12.2 SPLIT LOCK ZINC	F81056-2	4
5	BOLT, M12X35 8.8 HEX HEAD FULL THREAD ZI	F81004-24	1
6	BUSHING, 12.5/22-28 SPACER	542067-1	2
7	WASHER, 13 FLAT ZINC	F81056-1	2
8	BOLT, M12X50-8.8 HEX HEAD FULL THREAD ZI	F81004-77	2
9	NUT, M12-8 HEX NYLON ZINC LOCK	F81034-2	2
10	LOCKING ELEMENT	554231-1	1
11	BOLT M12X65-8.8-FE/ZN5	F81004-78	1

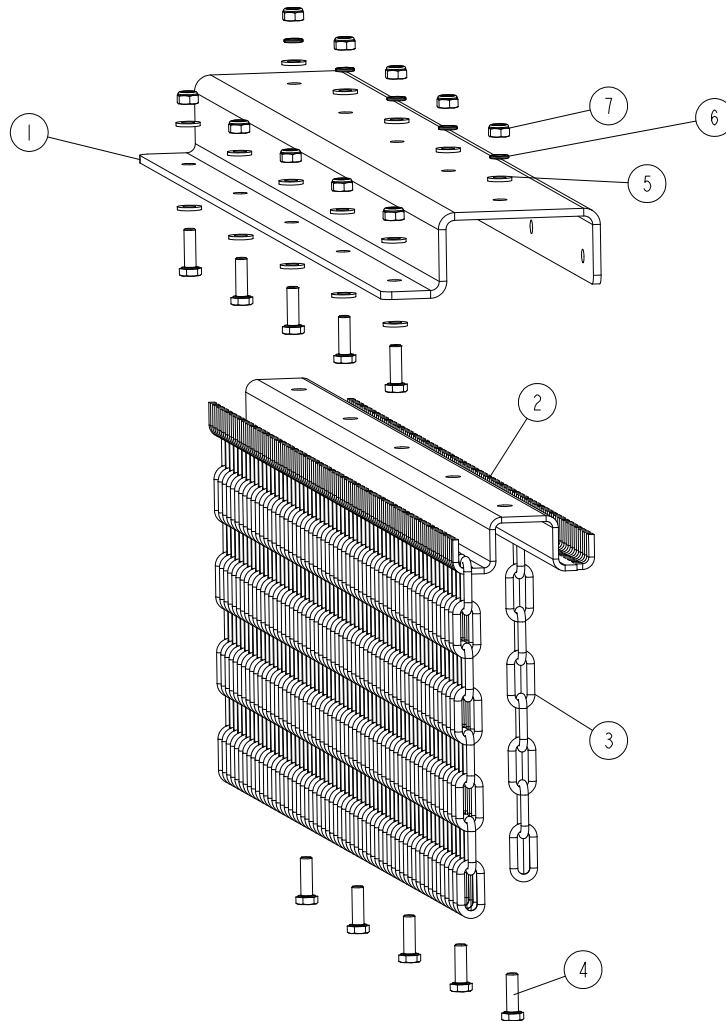
3.28 Board Enter Cover 549581

549581_001
549581_MANUAL



REF	DESCRIPTION (◆ indicates parts available in assemblies only)	PART #	QTY
-	Cover, Board Enter - Complete	549581	1
1	PLATE, BOARD ENTER COVER	549582-1	1
2	WASHER, 8.4 FLAT ZINC	F81054-1	4
3	BOLT M8X30-8.8	F81002-7	2
4	NUT, M8-8-B HEX NYLON ZINC LOCK	F81032-2	2
5	ANTI-KICKBACK CHAIN ASSEMBLY See Section 3.29	539122	1
6	WASHER, 6.4 FLAT ZINC	F81053-1	4
7	BOLT, M6 X 16 8.8 HEX HEAD FULL THREAD ZINC	F81001-15	4

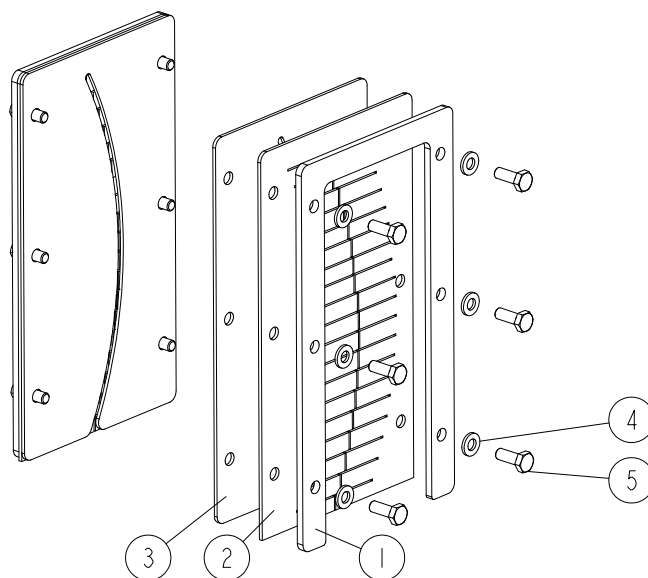
3.29 Anti-Kickback Chain . 539122

539122_001
539122_MANUAL

REF	DESCRIPTION (◆ indicates parts available in assemblies only)	PART #	QTY
-	ANTI-KICKBACK CHAIN ASSEMBLY	539122	1
1	CHANNEL, CHAIN MOUNTING	539121-1	1
2	HOLDER, CHAIN	539123-1	1
3	CHAIN, ZINC FI=4 MM	536890	118
4	BOLT, M6X20-8.8 HEX HEAD FULL THREAD ZINC	F81001-2	10
5	WASHER, 6.4 FLAT ZINC	F81053-1	15
6	WASHER, Z 6.1 SPLIT LOCK ZINC	F81053-3	5
7	NUT, M6-8-B HEX NYLON ZINC LOCK	F81031-2	10

3.30 Seal Assembly 526111

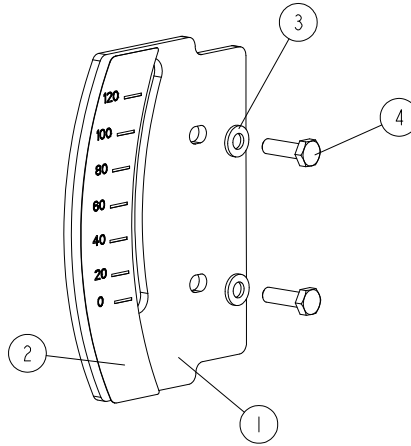
526111_001
526111_MANUAL



REF	DESCRIPTION (◆ indicates parts available in assemblies only)	PART #	QTY	
-	SEAL ASSEMBLY	526111	1	
1	FLAT PLATE	526108-1	2	
2	SEAL 2	526110	2	
3	SEAL 1	526109	2	
4	WASHER, 6.4 FLAT ZINC	F81053-1	12	
5	BOLT, M6 X 16 8.8 HEX HEAD FULL THREAD ZINC	F81001-15	12	

3.31 Material Thickness Scale 549525

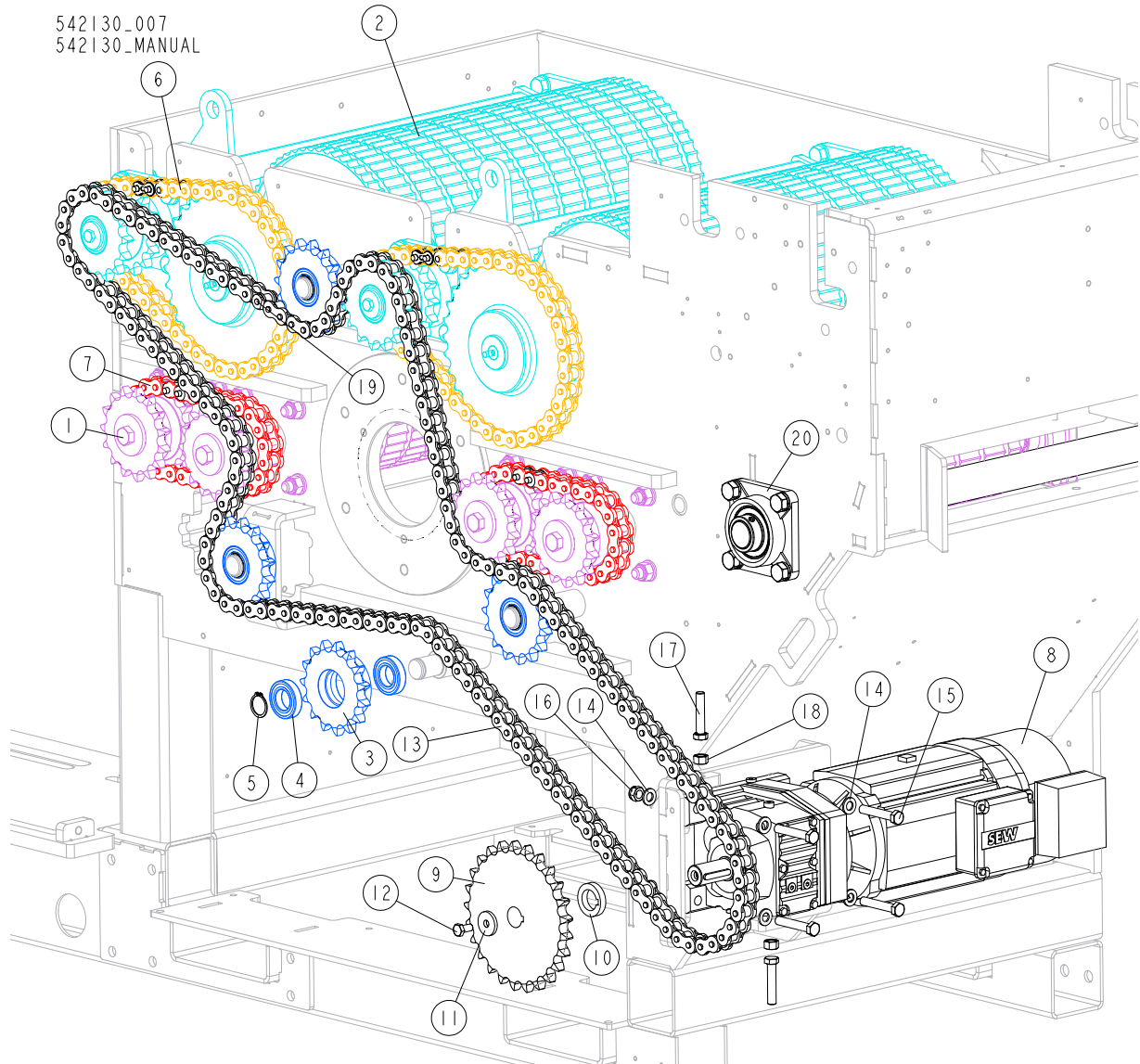
549525_001
549525_MANUAL



REF	DESCRIPTION (◆ indicates parts available in assemblies only)	PART #	QTY	
-	Scale, Material Thickness	549525	1	
1	PLATE, 1 SCALE	549523-1	1	
2	DECAL, SCALE	549524	1	
3	WASHER, 6.4 FLAT ZINC	F81053-1	2	
4	BOLT, M6X20-8.8 HEX HEAD FULL THREAD ZINC	F81001-2	2	

SECTION 4 ROLLER DRIVE ASSEMBLY

4.1 Feed rollers w/Drive



REF	DESCRIPTION (◆ indicates parts available in assemblies only)	PART #	QTY
1	BOTTOM ROLLER ASSEMBLY See Section 4.4	524940	4
2	HOLD-DOWN ROLLER ASSEMBLY See Section 4.5	549509	2
-	CHAIN ROUTING IDLER SPROCKET	524029	4
3	SPROCKET, 16B1-1-15-50-B	524028-1	1
4	BEARING, 6006 2RSR	096191	2
5	RING, Z30 SPRING RETAINING	F81090-23	4
6	CHAIN 1	549511	2
7	CHAIN 2	540202	2
8	GEAR MOTOR SEW R47 DRN100L4/V I=10.15 N2	525351	1
9	SPROCKET, 16B1-25-25-B	525418-1	1
10	BUSHING, 30/48-10	525622-1	1

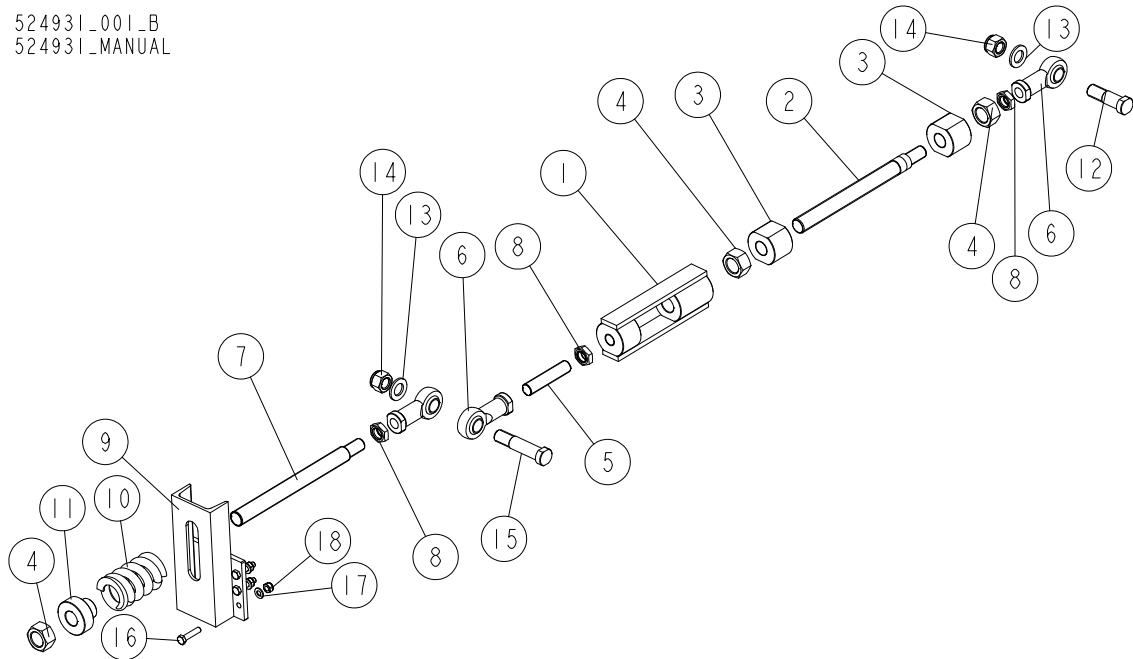
ROLLER DRIVE ASSEMBLY

Feed rollers w/Drive



REF	DESCRIPTION (◆ indicates parts available in assemblies only)	PART #	QTY	
11	WASHER, 35X10.5-5	525395-1	1	
12	BOLT, ISO4017-M10X20-8.8-A2E HEX HEAD	F81003-53	1	
13	CHAIN 16B1	540220	1	
14	WASHER, 13 FLAT ZINC	F81056-1	8	
15	BOLT, M12X70 8.8 FE/ZN5 HEX HEAD	F81004-39	4	
16	NUT, M12-8 HEX NYLON ZINC LOCK	F81034-2	4	
17	BOLT M12X60-8	F81004-51	2	
18	NUT, M12-8-B ZINC HEX	F81034-1	2	
19	LINK, 16B1 HALF	520530	1	
20	SUPPORT SHAFT ASSEMBLY See Section 4.8	549584	1	

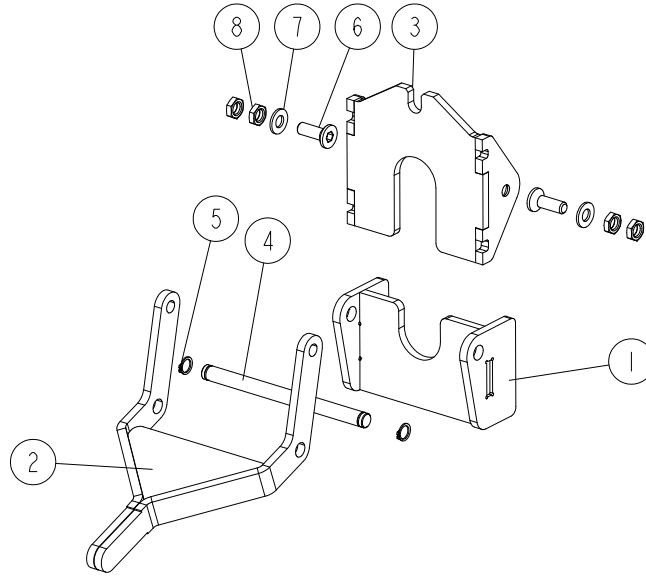
4.2 Hold Down Lifter. 524931

524931_001_B
524931_MANUAL

REF	DESCRIPTION (◆ indicates parts available in assemblies only)	PART #	QTY
-	HOLD DOWN LIFTER ASSEMBLY	524931	1
1	HOLD DOWN LIFTER COUPLER	524930-1	1
2	THREADED ROD M30/M24-345	539545-1	1
3	LOCK NUT M30	524923-1	2
4	NUT, M30X2 HEX ZINC	F81038-5	3
5	THREADED BAR M24	524925-1	1
6	BALL JOINT HEAD GN 648.1-25-M24-W	524932	3
7	THREADED BAR M30/M24-345	524926-1	1
8	NUT, M24X2 ZC 8 THIN	F81039-18	3
9	LIFTER BRACKET	524921-1	1
10	COMPRESSION SPRING	521741	1
11	BUSHING WITH FLANGE 30/40-50 FLANGE 70-2	524928-1	1
12	PIN 25X82 FLANGE 34X12	524933-1	1
13	WASHER, 25 FLAT ZINC	F81061-3	2
14	NUT, M24-8-A-FE/ZN5 HEX NYLON LOCK	F81039-8	2
15	PIN, 25X113 FLANGE 34X12	524934-1	1
16	BOLT, M10X45-8.8 HEX HEAD FULL THREAD ZINC	F81003-3	6
17	WASHER, 10.5 FLAT ZINC	F81055-1	6
18	NUT, M10-8-B HEX NYLON ZINC LOCK	F81033-1	6

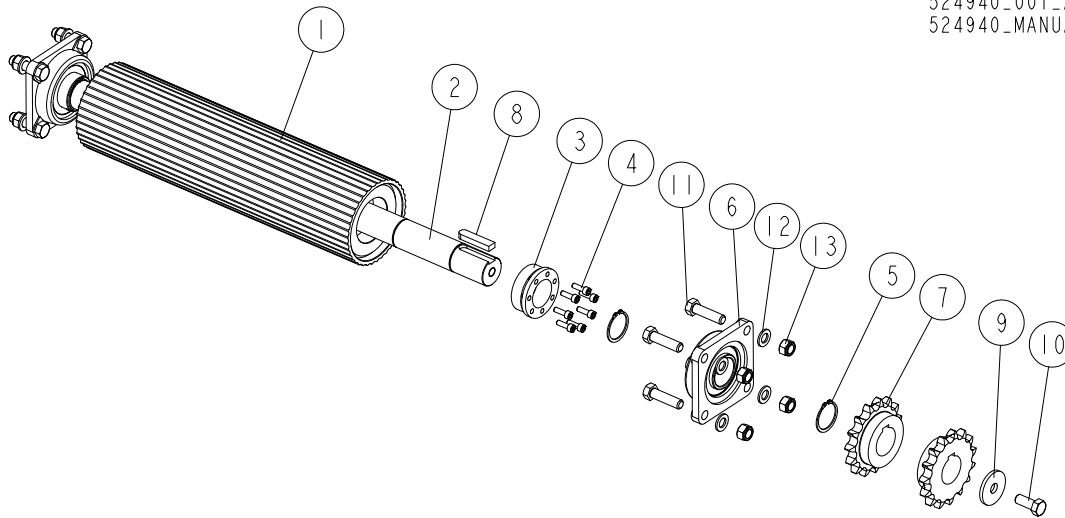
4.3 Hold-down Roller Lifter Handle. 524952

524952_001
524952_MANUAL



REF	DESCRIPTION (◆ indicates parts available in assemblies only)	PART #	QTY
-	HOLD-DOWN ROLLER LIFTER HANDLE	524952	1
1	BRACKET	524956-1	1
2	HANDLE	524957-1	1
3	BRACKET	524962-1	1
4	PIN 10X135	524963-1	1
5	RING, Z10 OUTSIDE RETAINING	F81090-13	2
6	SCREW, M8X25-8.8 ZINC	F81002-65	2
7	WASHER, 8.4 FLAT ZINC	F81054-1	2
8	NUT, M8-04-FE/ZN ISO4035 HEX THIN	F81032-8	4

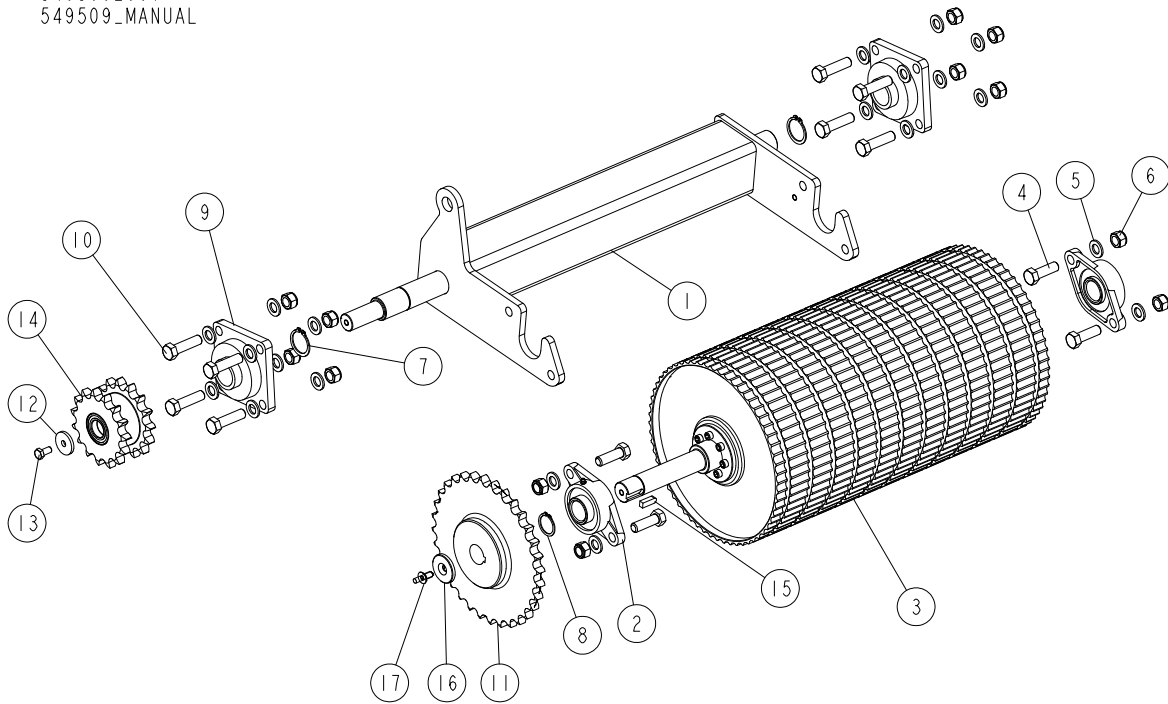
4.4 Bottom Roller. 524940

524940_001_A
524940_MANUAL

REF	DESCRIPTION (◆ indicates parts available in assemblies only)	PART #	QTY
-	BOTTOM ROLLER ASSEMBLY	524940	1
1	BOTTOM ROLLER - WELDED ELEMENT	524937	1
2	BOTTOM ROLLER SHAFT	524938	1
3	BUSHING, BK15 50X80 MOUNTING (ULMER F070	523091	2
4	SCREW, M8X25 8.8 HEX SOCKET HEAD CAP	F81002-21	7
5	RING, Z50 OUTSIDE RETAINING	F81090-28	3
6	BEARING, UCF 210 W/HOUSING, FAG	539152	2
7	SPROCKET, 16B1-15T-50 B HUB	524939-1	2
8	KEY, AB 16X10X67	524941	1
9	WASHER, 17.5/60-6 CYNK	098012-1	1
10	BOLT, M16X40-8.8 HEX HEAD FULL THREAD ZINC	F81006-13	1
11	BOLT, M16 X 60 8.8 FE/ZN5 HEX HEAD FULL THREAD	F81006-12	8
12	WASHER, 17 FLAT ZINC	F81058-1	8
13	NUT, M16, HEX, NYLON ZINC LOCK	F81036-2	8

4.5 Hold-Down Roller Assembly 549509

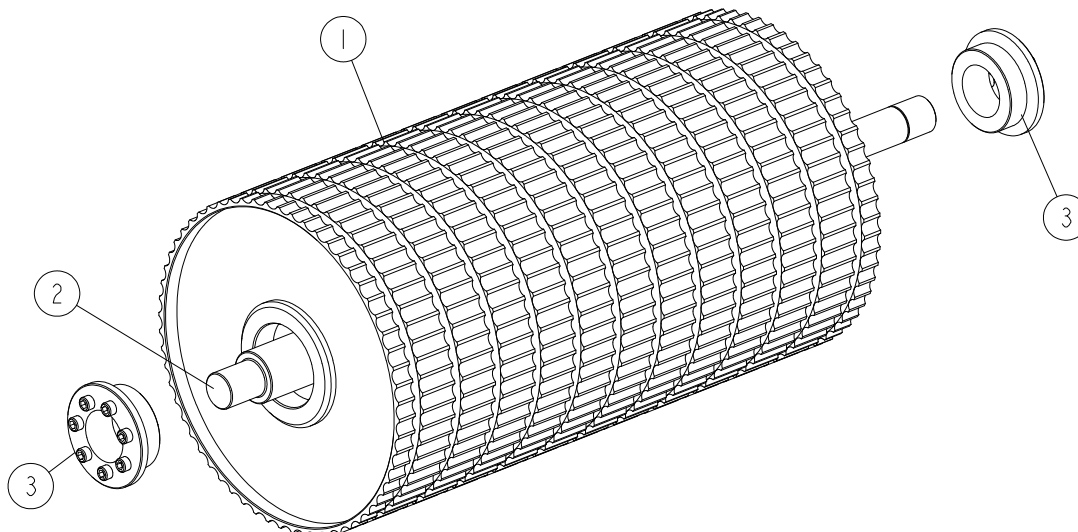
549509_001
549509_MANUAL



REF	DESCRIPTION (◆ indicates parts available in assemblies only)	PART #	QTY
-	Hold-Down Roller Assembly	549509	1
1	BRACKET, UPPER ROLLER	549514-1	1
2	BEARING, UCFL 207 W/HOUSING	524021	2
3	TOP HOLD-DOWN ROLLER ASSEMBLY See Section 4.6	524014	1
4	BOLT, M16 X 50-8.8 HEX HEAD	F81006-7	4
5	WASHER, 17 FLAT ZINC	F81058-1	20
6	NUT, M16,HEX, NYLON ZINC LOCK	F81036-2	12
7	RING, Z 40 OUTSIDE RETAINING	F81090-33	2
8	RING, Z35 OUTSIDE RETAINING	F81090-36	1
9	BEARING, UCF208 W/HOUSING	512725	2
10	BOLT, M16 X 60 8.8 FE/ZN5 HEX HEAD FULL THREAD	F81006-12	8
11	SPROCKET, 16B1 Z=32	549508-1	1
12	WASHER 40X10.5-5	524024-1	1
13	BOLT, ISO4017-M10X20-8.8-A2E HEX HEAD	F81003-53	1
14	IDLER SPROCKET ASSEMBLY See Section 4.7	526841	1
15	KEY, AB 10X8X30 PARALLEL	525979	1
16	WASHER, SPECIAL	540183-1	1
17	SCREW, M10X50-10.9 DIN7991 (BN 5990) FLA	F81003-130	1

4.6 Top Hold-down Roller. 524014

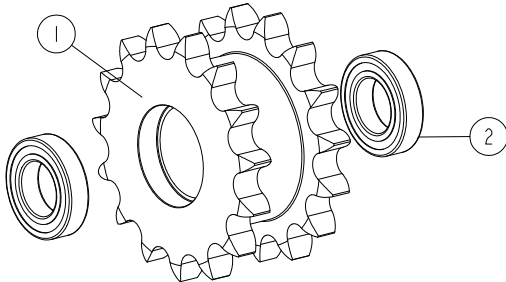
524014_001
524014_MANUAL



REF	DESCRIPTION (◆ indicates parts available in assemblies only)	PART #	QTY	
-	TOP HOLD-DOWN ROLLER ASSEMBLY	524014	1	
1	ROLLER ASSEMBLY - WELDED ELEMENT	524011-1	1	
2	TOP ROLLER SHAFT	524010	1	
3	SELF-CENTRING CLAMPING SET BK 16 50X80 K	524013	2	

4.7 Idler Sprocket. 526841

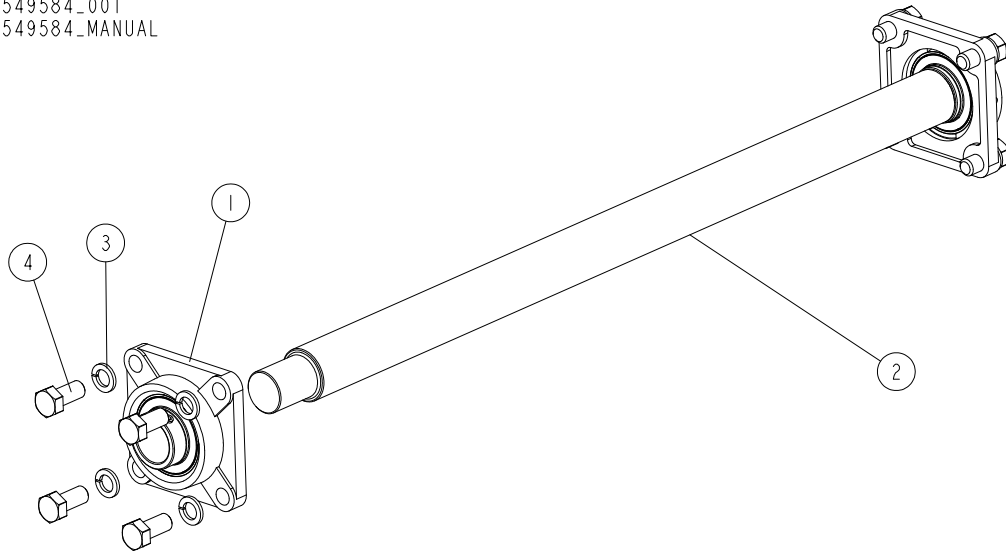
526841_001
526841_MANUAL



REF	DESCRIPTION (◆ indicates parts available in assemblies only)	PART #	QTY	
-	IDLER SPROCKET ASSEMBLY	526841	1	
1	SPROCKET 16B2-15	526840-1	1	
2	BEARING, 6006 2RSR	096191	2	

4.8 Support Shaft Assembly 549584

549584_001
549584_MANUAL



REF	DESCRIPTION (◆ indicates parts available in assemblies only)	PART #	QTY	
-	Support Shaft Assembly	549584	1	
1	BEARING, UCF208 STANDARD W/HOUSING	541737	2	
2	SHAFT, SUPPORT	549583-1	1	
3	WASHER, 16.3 SPLIT LOCK ZINC	F81058-2	8	
4	BOLT, M16X35 -8.8 HEX HEAD FULL THREAD ZINC	F81006-74	8	

SECTION 5 BLADE DRIVE

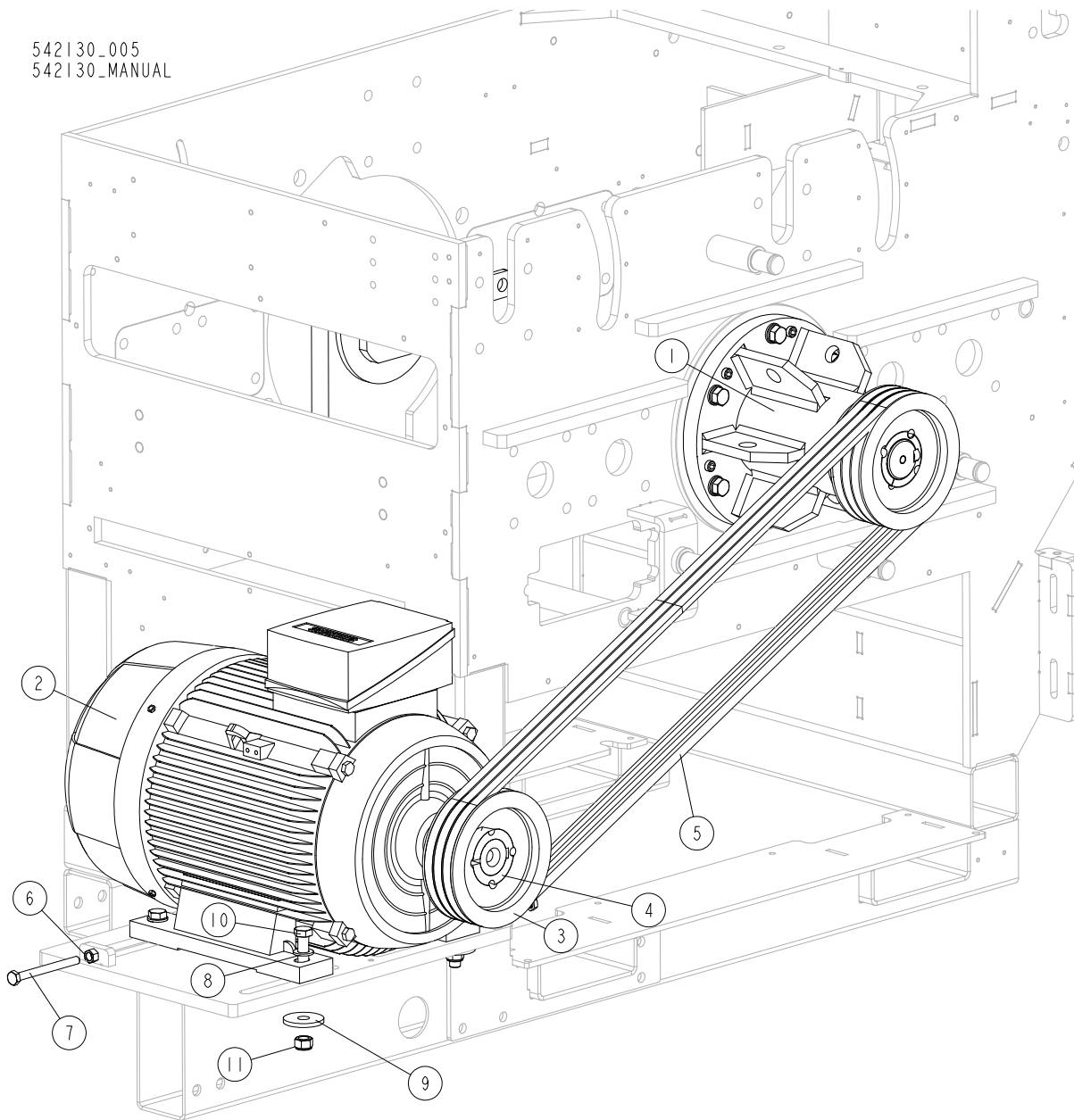
5.1 EG800 Spacers

Machine	Description	Item
EG 800	Spacer, EG800 1mm	581522
	Spacer, EG800 2mm	581523
	Spacer, EG800 3mm	581537
	Spacer, EG800 10mm	581524-1
	Spacer, EG800 11.5mm	581525-1
	Spacer, EG800 12.5mm	581526-1
	Spacer, EG800 20.5mm	581536-1
	Spacer, EG800 23.5mm	581527-1
	Spacer, EG800 25mm	581528-1
	Spacer, EG800 26.5mm	581529-1
	Spacer, EG800 29.5mm	581530-1
	Spacer, EG800 31.5mm	581531-1
	Spacer, EG800 39.5mm	581532-1
	Spacer, EG800 46.5mm	581533-1
	Spacer, EG800 50mm	581534-1
Spacer, EG800 51.5mm	581535-1	

Machine	Description	Item
EG 800	Spacer, 1/2" w/ 1.5mm Kerf; EG800	118338
	Spacer, 3/4" w/ 1.5mm Kerf; EG800	118339
	Spacer, 1" w/ 1.5mm Kerf; EG800	118340
	Spacer, 1-1/8" w/ 1.5mm Kerf; EG800	118341
	Spacer, 1-1/4" w/ 1.5mm Kerf; EG800	118342
	Spacer, 1-1/2" w/ 1.5mm Kerf; EG800	118343
	Spacer, 5/8" w/1.5mm Kerf; EG800	118552
	Spacer, 1/2"; EG800	118332
	Spacer, 3/4"; EG800	118333
	Spacer, 1"; EG800	118334
	Spacer, 1-1/8"; EG800	118335
	Spacer, 1-1/4"; EG800	118336
	Spacer, 1-1/2"; EG800	118337
	Spacer, 5/8"; EG80	118553

5.2 Blade Drive

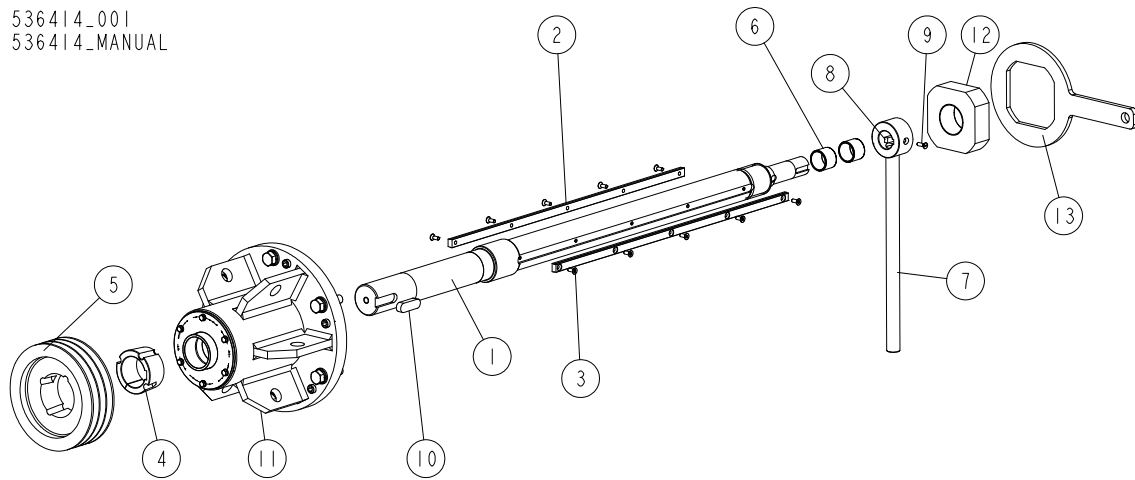
542130_005
542130_MANUAL



REF	DESCRIPTION (◆ indicates parts available in assemblies only)	PART #	QTY
1	Arbor Assembly See Section 5.3	536414	1
2	MOTOR, 33kW 1LE1002-2AA43-4AA6-Z	521702	1
3	PULLEY 3SPBX200X16-65 TAPER LOCK 2517 /F	524943	1
4	TAPER BUSH 2517-55 /T31130 ULMER /	525616	1
5	V-BELT SPB 2580	541075	3
6	NUT, M12-8-B ZINC HEX	F81034-1	2
7	BOLT, M12X130-8.8 FE/ZN/PN/M82105	F81004-55	2
8	WASHER, 17 FLAT ZINC	F81058-1	4
9	WASHER, 17.5/60-6 CYNK	098012-1	4
10	BOLT, M16X80 8.8-B- FE/ZN5 PN-M/82101	F81006-41	4
11	NUT, M16,HEX, NYLON ZINC LOCK	F81036-2	4

5.3 Arbor assembly 536414

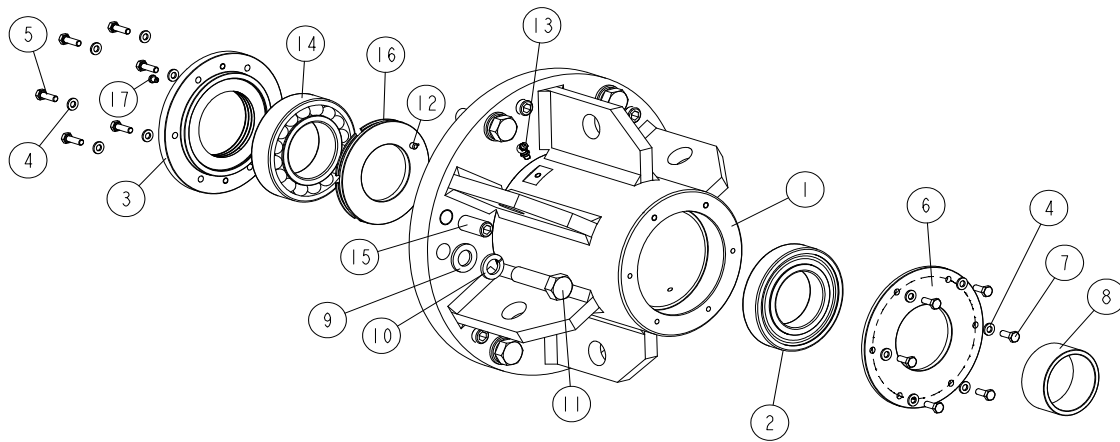
536414_001
536414_MANUAL



REF	DESCRIPTION (◆ indicates parts available in assemblies only)	PART #	QTY
-	Arbor Assembly	536414	1
1	ARBOR	524913-1	1
2	ARBOR KEY	524946	2
3	SCREW, M6X16-10.9 DIN7991 FLAT SOCKET HEAD	F81001-55	10
4	TAPER LOCK BUSH 2517-60 MM; T31131 ULMER	524944	1
5	PULLEY 3SPBX200X16-65 TAPER LOCK 2517 /F	524943	1
6	NEEDLE ROLLER BEARING COMPONENT IR 35X40	524948	2
-	ARBOR CRANK HANDLE - ASSEMBLY	524915	1
7	ARBOR CRANK HANDLE ASSEMBLY- WELDET	524914-1	1
8	CRANK HANDLE KEY	524918	1
9	SCREW, M6X20- 4.8-B SLOTTED COUNTERSUNK ZINC	F81001-31	1
10	KEY, A18X11X56 PARALLEL	515642	1
11	BEARING SET - COMPLETE ◆ See Section 5.4	542071	1
12	ARBOR NUT	524912-1	1
13	ARBOR SPANNER	526119-1	1

5.4 Bearing Set 542071

542071_001
542071_MANUAL

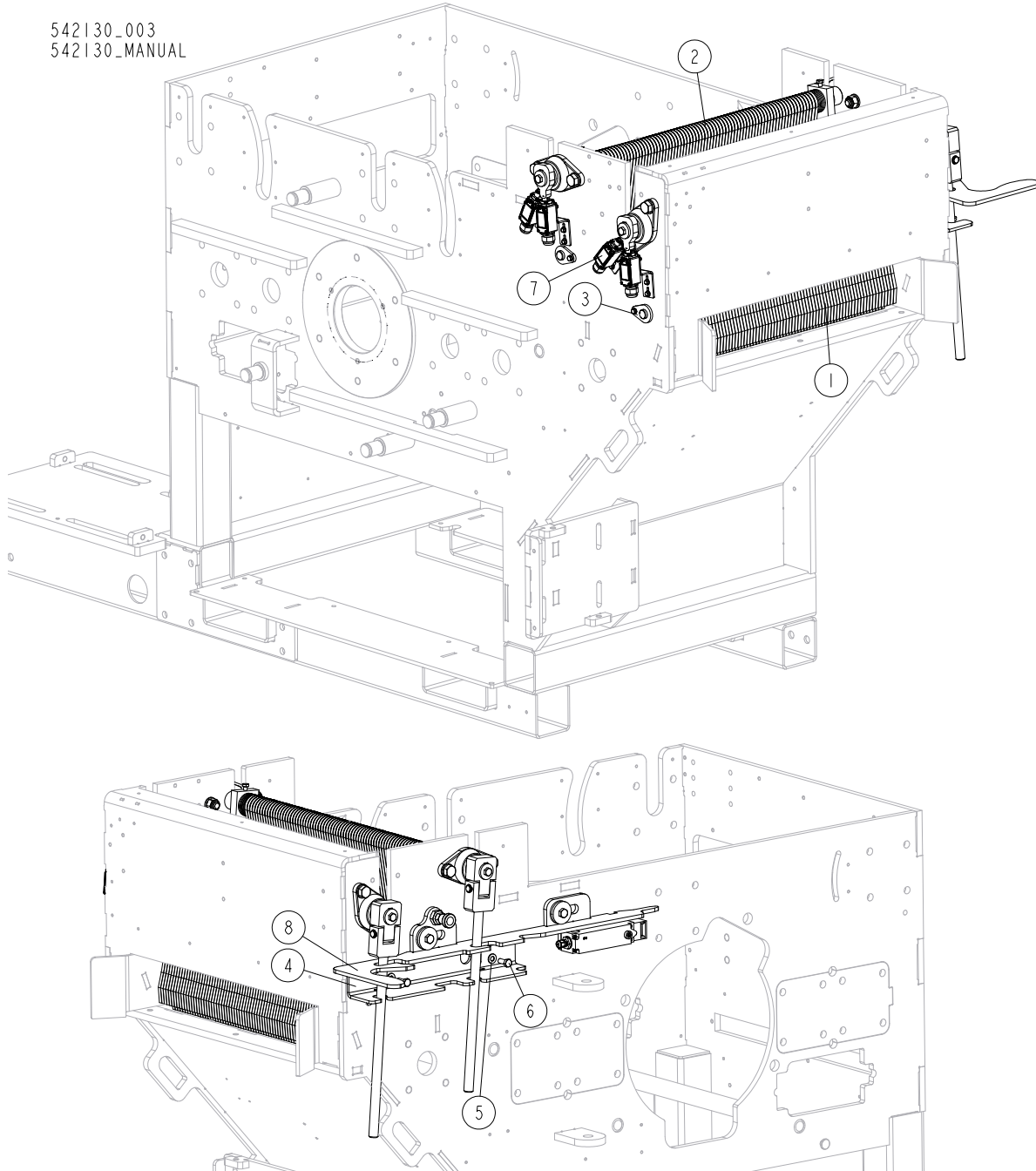


REF	DESCRIPTION (◆ indicates parts available in assemblies only)	PART #	QTY
-	BEARING SET- COMPLETE	542071	1
1	HOUSING, BEARING WELDMENT	542056-1	1
2	BEARING, 6212-2Z SKF	542070	1
3	PLATE, RETAINING	592406-1	1
4	WASHER, 6.4 FLAT ZINC	F81053-1	12
5	BOLT, M6X20 8.8 HEX HEAD FULL THREAD ZIN	F81001-2	6
6	PLATE, RETAINING	542073-1	1
7	BOLT, M6X16-5.8 HEX HEAD FULL THREAD ZIN	F81001-15	6
8	BUSHING, SPACER 2	542076-1	1
9	WASHER, 17 SPLIT LOCK ZINC	F81058-1	6
10	WASHER, 16.3 SPLIT LOCK ZINC	F81058-2	6
11	BOLT, M16 X 60 8.8 FE/ZN5 HEX HEAD FULL	F81006-12	6
12	SCREW M6X6 45H HSS W/FLAT POINT ZC DIN91	F81001-96	1
13	FITTING, M6 WG. PN/M-86003 GREASE	094213	1
14	BEARING, 2212ETN9 LUZ C3 /60X110X28/ SK	542091	1
15	SCREW, M16X35 SET	F81006-83	6
16	SEAL, SIDE	592405	1
17	FITTING, D1A /FI.5MM/ GREASE	P05061	1

SECTION 6 ANTI-KICKBACK SYSTEM

6.1 Anti-Kickback System

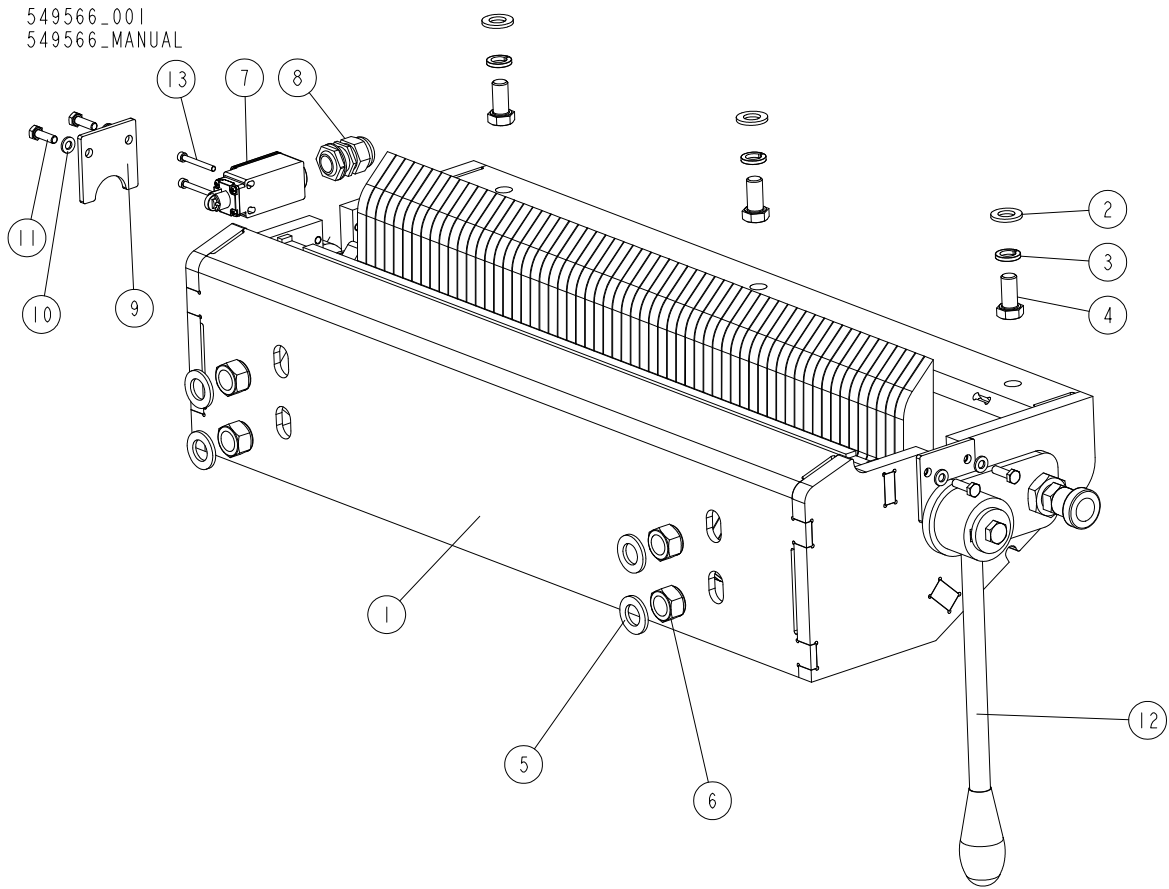
542130_003
 542130_MANUAL



REF	DESCRIPTION (◆ indicates parts available in assemblies only)	PART #	QTY
1	ANTI KICKBACK 2 ASSEMBLY See Section 6.4	542145	1
2	ANTI KICKBACK 1 ASSEMBLY See Section 6.5	542146	1
3	BUMPER ROD ASSEMBLY See Section 6.7	524989	2
4	BENT PLATE	525397-1	1
5	WASHER, 10.5 FLAT ZINC	F81055-1	2
6	BOLT, M10X25-8.8-FE/ZN5	F81003-11	2

REF	DESCRIPTION (◆ indicates parts available in assemblies only)	PART #	QTY	
7	SAFETY SWITCH ASSEMBLY See Section 6.6	522577	4	
8	LATCH ASSEMBLY - COMPLETE See Section 6.8	549537	1	

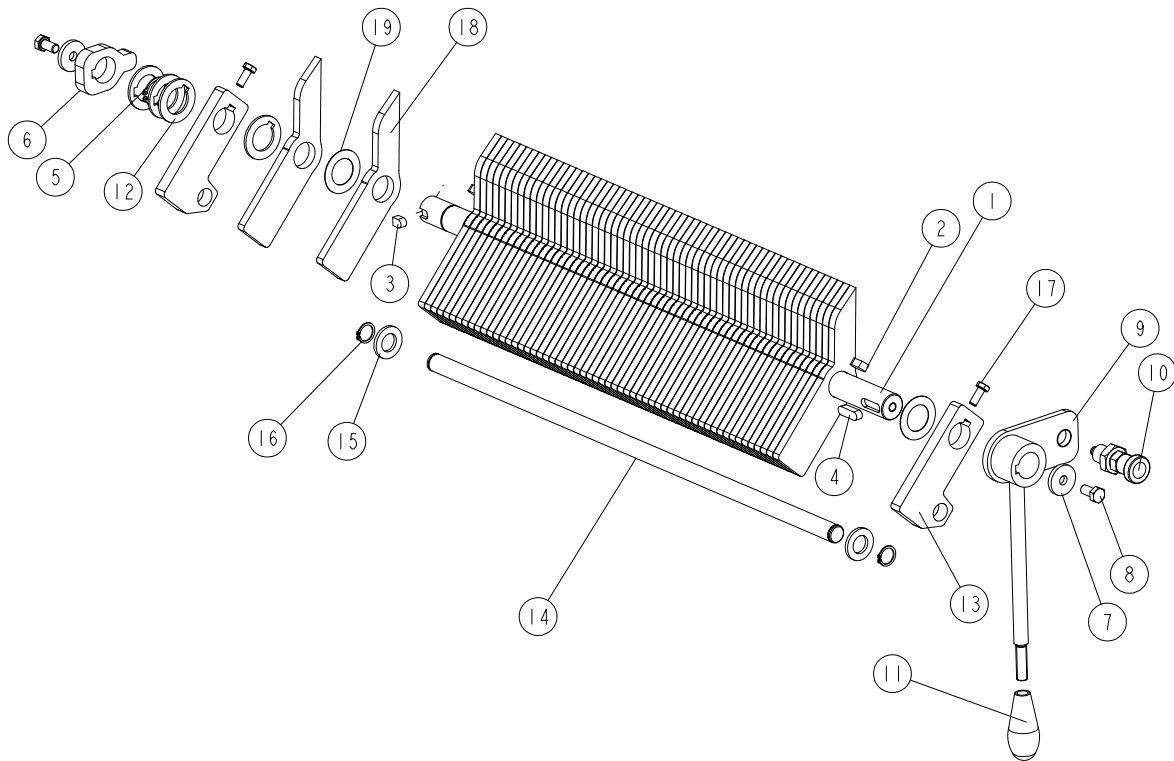
6.2 Lower Anti-Kickback Fingers Module (Option) 549566



REF	DESCRIPTION (◆ indicates parts available in assemblies only)	PART #	QTY
-	Module, Lower Anti-Kickback Fingers	549566	1
1	HOUSING, ANTI-KICKBACK FINGERS MODULE	549563-1	1
2	WASHER, 13 FLAT ZINC	F81056-1	3
3	WASHER, Z12.2 SPLIT LOCK ZINC	F81056-2	3
4	SCREW M12X25-8.8-HEX HEAD FULL THREAD ZINC	F81004-31	3
5	WASHER, 17 FLAT ZINC	F81058-1	4
6	NUT, M16,HEX, NYLON ZINC LOCK	F81036-2	4
7	SWITCH, FA134 Z11 SAFETY	100910	1
8	GLAND, DP 20 HML CABLE	F81096-41	1
9	PLATE, SHAFT LOCK	549578-1	2
10	WASHER, 6.4 FLAT ZINC	F81053-1	4
11	BOLT, M6X20-8.8 HEX HEAD FULL THREAD ZINC	F81001-2	4
12	LOWER ANTI-KICKBACK FINGERS ASSEMBLY See Section 6.3	549579	1
13	SCREW,M4X35-8.8 HEX SOCKET HEAD CAP ZINC	F81011-34	2

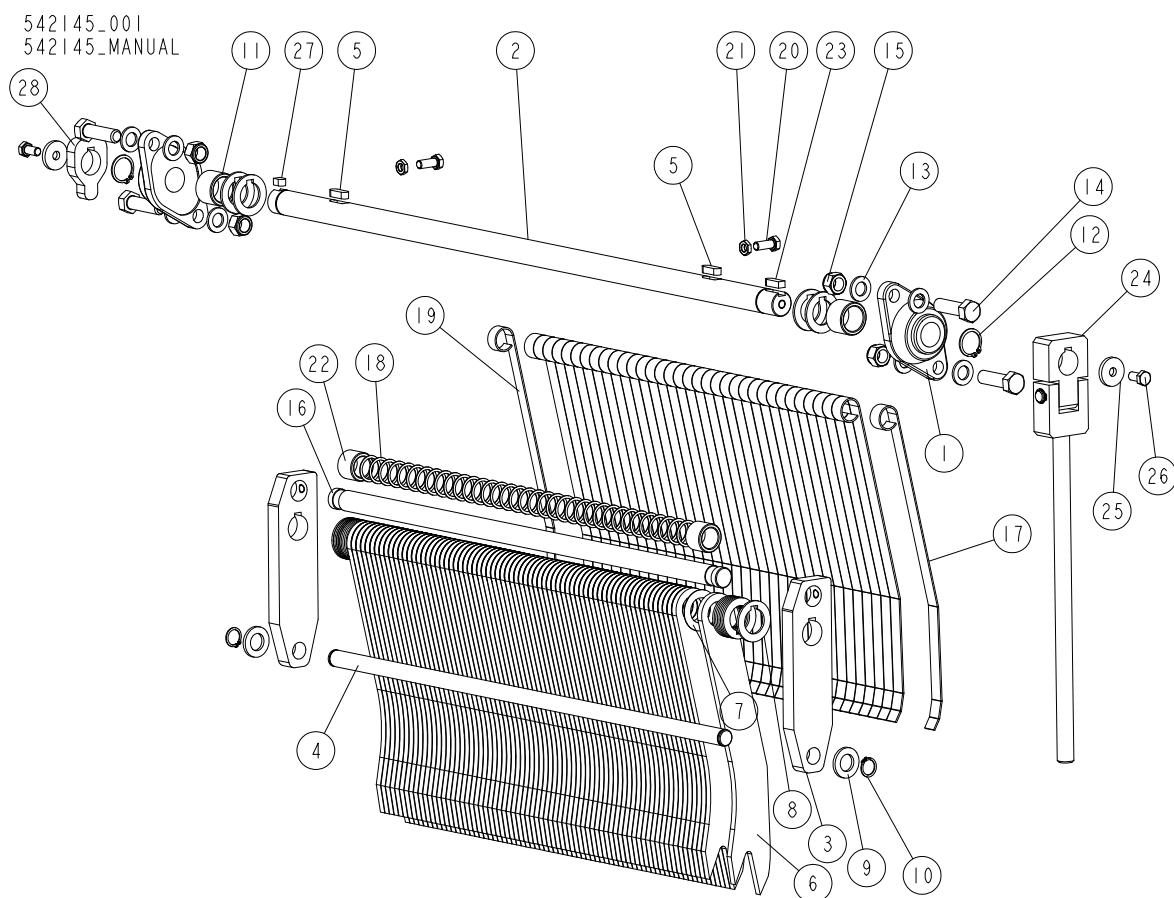
6.3 Lower Anti-Kickback Fingers Assembly (Option). 549579

549579_001
549579_MANUAL



REF	DESCRIPTION (◆ indicates parts available in assemblies only)	PART #	QTY
-	Lower Anti-Kickback Fingers Assembly	549579	1
1	SHAFT, ANTI-KICKBACK FINGERS	549567	1
2	KEY, A10X8X22 PARALLEL	549580	2
3	KEY, AB 10X8X14 PARALLEL	525398	1
4	KEY, A10X8X32 PARALLEL	507591	1
5	RING, Z30 SPRING RETAINING	F81090-23	1
6	FLAT PLATE 50X75X15	525399-1	1
7	WASHER, 35X10.5-5	525395-1	2
8	BOLT, ISO4017-M10X20-8.8-A2E HEX HEAD	F81003-53	2
-	LEVER, ANTI-KICKBACK FINGERS LIFTER	549577	1
9	LEVER, PTD/WLDMT	549574-1	1
10	PIN, GN 617-10-AK RETAINING	549547	1
11	HANDLE, I.137/80-M12	549576	1
12	FLAT PLATE 50X50X3	524991	4
13	ARM, ANTI-KICKBACK FINGERS LIFTER	549569-1	2
14	PIN 20X746	549571-1	1
15	WASHER, M21 FLAT ZINC	F81059-2	2
16	RING, Z20 OUTSIDE RETAINING	F81090-27	2
17	BOLT, M8X20-8.8-B HEX HEAD FULL THREAD ZINC	F81002-4	2
18	FINGER, BOTTOM	549560-1	60
19	FLAT PLATE 50X50X0.7	524990-1	

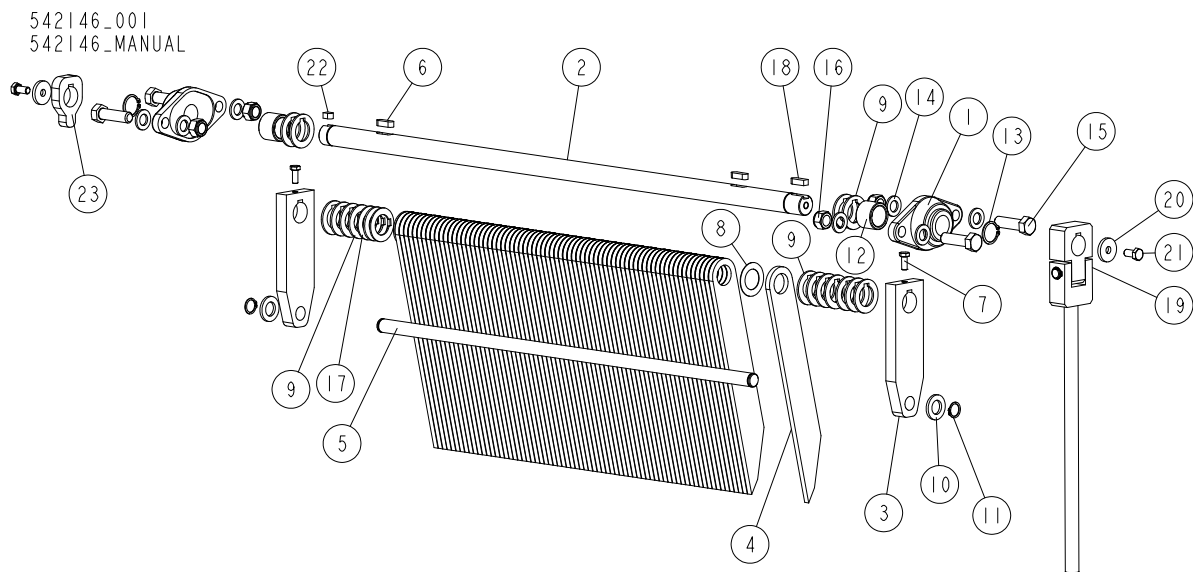
6.4 Anti Kickback Assembly. 542145



REF	DESCRIPTION (◆ indicates parts available in assemblies only)	PART #	QTY
-	Anti Kickback 2 Assembly	542145	1
1	BEARING, FYTB30FJ BALL (SKF)	090851	2
2	SHAFT, 30X861.5	524981-1	1
3	FLAT PLATE	525379-1	2
4	PIN, 20X746	524986-1	1
5	KEY, A10X8X30 PN-91/M-85005 PARALLEL	507012	2
6	ANTY KICKBACK FINGER	549505-1	72
7	FLAT PLATE 50X50X0.7	524990-1	71
8	FLAT PLATE 50X50X3	524991	22
9	WASHER, M21 FLAT ZINC	F81059-2	2
10	RING, Z20 OUTSIDE RETAINING	F81090-27	2
11	BUSHING, 30.5/40-29	525371-1	2
12	RING, Z30 SPRING RETAINING	F81090-23	2
13	WASHER, 17 FLAT ZINC	F81058-1	8
14	BOLT, M16X55-8.8 HEX HEAD FULL THREAD ZINC	F81006-61	4
15	NUT, M16,HEX, NYLON ZINC LOCK	F81036-2	4
16	ANTI-SPLINTER SHAFT	525376-1	1
17	FINGER, ANTI-SPLINTER	542147-1	35
18	FLAT PLATE 50X50X0.7	525382-1	35
19	BENT PLATE	549506-1	1

REF	DESCRIPTION (◆ indicates parts available in assemblies only)	PART #	QTY	
20	BOLT, M10X25-8.8-FE/ZN5	F81003-11	2	
21	NUT, M10-04-W THIN ZINC	F81033-6	2	
22	BUSHING, 25.2/35-26.5	525384-1	2	
23	KEY, AB 10X8X28 PARALLEL	525391	1	
24	ANTI-KICKBACK CRANK	525389	1	
25	WASHER, 35X10.5-5	525395-1	2	
26	BOLT, ISO4017-M10X20-8.8-A2E HEX HEAD	F81003-53	2	
27	KEY, AB 10X8X14 PARALLEL	525398	1	
28	FLAT PLATE 50X75X15	525399-1	1	

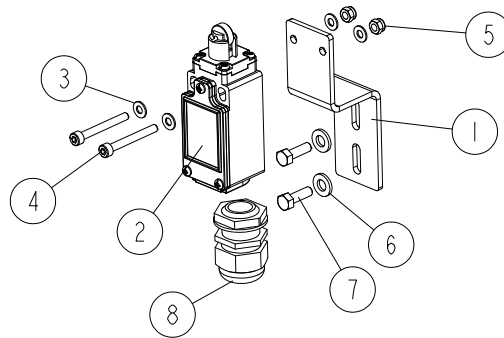
6.5 Anti Kickback Assembly. 542146



REF	DESCRIPTION (◆ indicates parts available in assemblies only)	PART #	QTY
-	Anti Kickback 1 Assembly	542146	1
1	BEARING, FYTB30FJ BALL (SKF)	090851	2
2	SHAFT, 30X861.5	524981-1	1
3	FLAT PLATE 60X200-20	524984-1	2
4	FINGER, ANTI-KICKBACK	542144-1	73
5	PIN, 20X746	524986-1	1
6	KEY, A10X8X30 PN-91/M-85005 PARALLEL	507012	2
7	BOLT, M8X20-8.8-B HEX HEAD FULL THREAD ZINC	F81002-4	2
8	PLATE, 50X50X0.7 FLAT	524990-1	72
9	PLATE, 50X50X3 FLAT	524991	17
10	WASHER, M21 FLAT ZINC	F81059-2	2
11	RING, Z20 PN-81/M-85111	F81090-27	2
12	BUSHING, 30.5/40-29	525371-1	2
13	RING, Z30 SPRING RETAINING	F81090-23	2
14	WASHER, 17 FLAT ZINC	F81058-1	8
15	BOLT, M16X55-8.8 HEX HEAD FULL THREAD ZINC	F81006-61	4
16	NUT, M16,HEX, NYLON ZINC LOCK	F81036-2	4
17	FLAT PLATE 50X50X2	525370	2
18	KEY, AB 10X8X28 PARALLEL	525391	1
19	ANTI-KICKBACK CRANK	525389	1
20	WASHER, 35X10.5-5	525395-1	2
21	BOLT, ISO4017-M10X20-8.8-A2E HEX HEAD	F81003-53	2
22	KEY, AB 10X8X14 PARALLEL	525398	1
23	PLATE, 50X75X15 FLAT	525399-1	1

6.6 Safety Switch. 522577

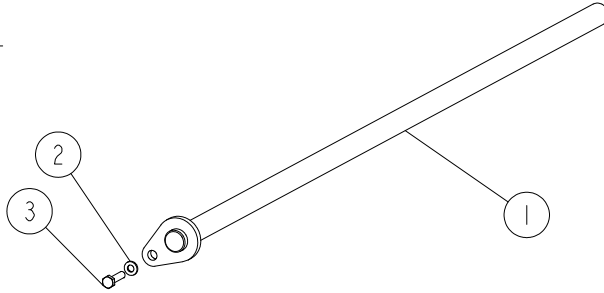
522577_001
522577_MANUAL



REF	DESCRIPTION (◆ indicates parts available in assemblies only)	PART #	QTY	
-	SAFETY SWITCH ASSEMBLY	522577	1	
1	BRACKET, SAFETY SWITCH	522576-1	1	
2	SWITCH, FA134 Z11 SAFETY	100910	1	
3	WASHER 4,3 FLAT ZINC	F81051-2	4	
4	SCREW, M4X35-8.8 HEX SOCKET HEAD CAP ZINC	F81011-34	2	
5	NUT M4-B HEX NYLON ZINC LOCK	F81029-1	2	
6	WASHER, 6.4 FLAT ZINC	F81053-1	2	
7	BOLT, M5X16 -8.8- FE/ZN5 HEX HEAD FULL THREAD	F81000-20	2	
8	GLAND, DP 20 HML CABLE	F81096-41	1	

6.7 Bumper Rod. 524989

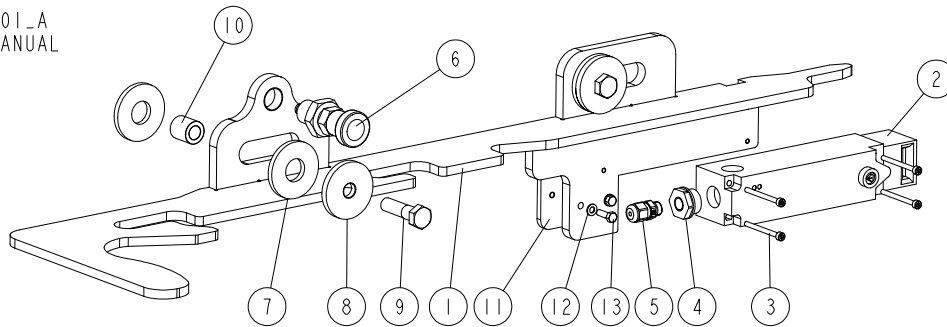
524989_001
524989_MANUAL



REF	DESCRIPTION (◆ indicates parts available in assemblies only)	PART #	QTY
-	BUMPER ROD ASSEMBLY	524989	1
1	BUMPER ROD	524988-1	1
2	WASHER, 6.4 FLAT ZINC	F81053-1	1
3	BOLT, M6X25-5.8 HEX HEAD FULL THREAD ZINC	F81001-3	1

6.8 Latch Assembly 549537

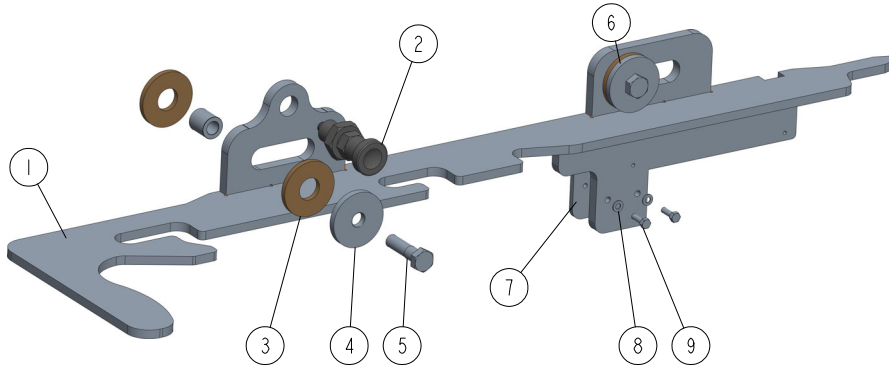
549537_001_A
549537_MANUAL



REF	DESCRIPTION (u indicates parts available in assemblies only)	PART #	QTY
-	LATCH ASSEMBLY - COMPLETE	549537	1
1	LATCH ASSEMBLY, WLDMT/PTD	549535-1	1
2	SWITCH, SCHNEIDER XCSLE2525512 SAFETY	525406	1
3	SCREW, M4 X 45-8.8 HEX SOCKET HEAD CAP Z	F81011-33	4
4	REDUCER M20/M12	F81097-28	1
5	GLAND, DP 12 HM	F81096-39	1
6	PIN, GN 617-10-AK RETAINING	549547	1
7	PAD, 20.2X50-5 SLIDE	549538	4
8	PAD, 12.5X50-6 SLIDE	549540-1	2
9	BOLT, M12X45-8.8 HEX HEAD ZINC	F81004-32	2
10	BUSHING, 12/20-22.7	549539-1	2
11	PLATE	554232-1	1
12	WASHER, 5,3 FLAT ZINC	F81052-1	2
13	BOLT, M5X16-8.8 HEX HEAD FULL THREAD ZIN	F81000-20	2

6.9 Latch Assembly 554224

554224_001
554224

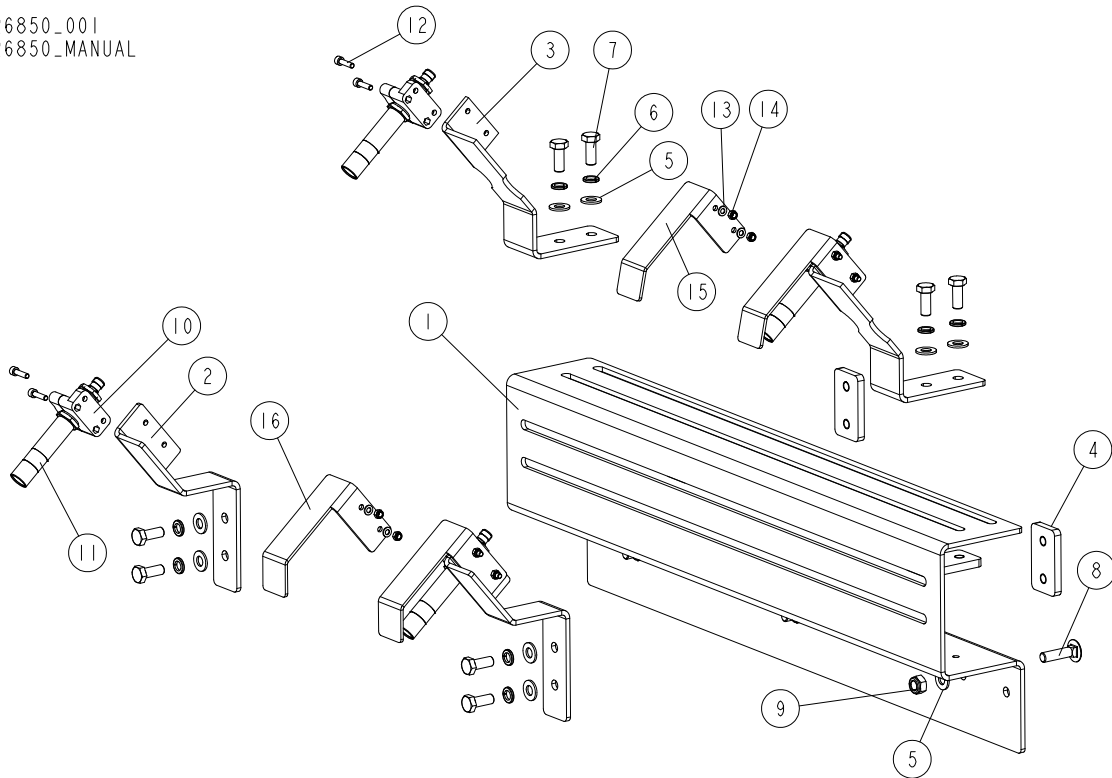


REF	DESCRIPTION (◆ indicates parts available in assemblies only)	PART #	QTY
-	LATCH ASSEMBLY - COMPLETE	554224	1
1	LATCH ASSEMBLY, WLDMT/PTD	549535-1	1
2	PIN, GN 617-10-AK RETAINING	549547	1
3	PAD, 20.2X50-5 SLIDE	549538	4
4	PAD, 12.5X50-6 SLIDE	549540-1	2
5	BOLT, M12X45 8.8 HEX HEAD ZINC	F81004-32	2
6	BUSHING, 12/20-22.7	549539-1	2
7	PLATE	554232-1	1
8	WASHER, 5.3 FLAT ZINC	F81052-1	2
9	BOLT, M5X16-8.8 HEX HEAD FULL THREAD ZIN	F81000-20	2

SECTION 7 LASER

7.1 Laser Assembly (Option)

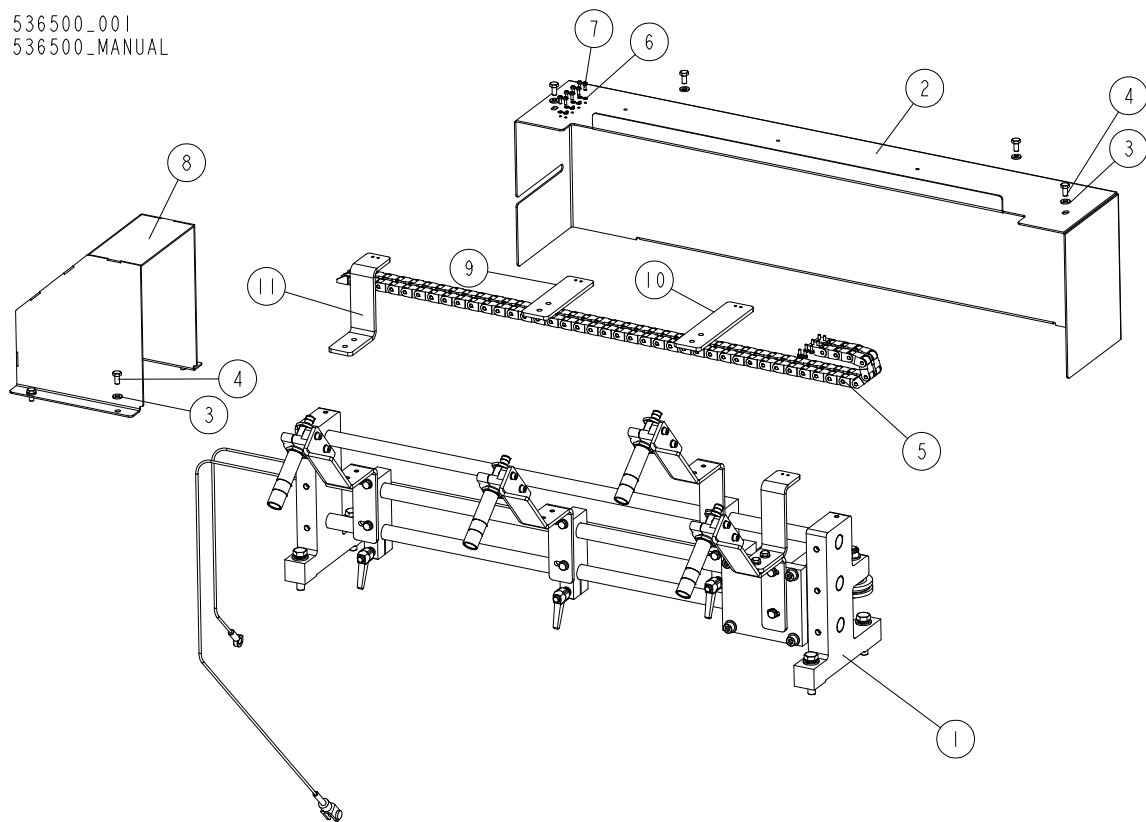
526850_001
526850_MANUAL



REF	DESCRIPTION (◆ indicates parts available in assemblies only)	PART #	QTY
-	LASER ASSEMBLY	526850	1
1	PLATE, LASER MOUNTING	526848-1	1
2	BRACKET, LASER	526849-1	2
3	BRACKET, LASER	526851-1	2
4	PLATE, MOUNTING	526852-1	4
5	WASHER, 10.5 FLAT ZINC	F81055-1	11
6	WASHER, 10.2 SPLIT LOCK ZINC	F81055-2	8
7	BOLT, M10X25-8.8-FE/ZN5	F81003-11	8
8	BOLT, M10X40 -8.8-FE/ZN5 CARRIAGE	F81003-40	3
9	NUT, M10-8-B HEX NYLON ZINC LOCK	F81033-1	3
10	BRACKET LASER SMB18SF	503469	4
11	LASER, Z5M18B-F-532-IG90 LINEAR, GREEN	501025	4
12	BOLT, M5X20-8.8 SOCKET HEAD ZINC	F81000-72	8
13	WASHER, 5.3 FLAT ZINC	F81052-1	8
14	NUT, M5-8-FE/ZN5 DIN985	F81030-2	8
15	PLATE, LASER COVER 1	531727-1	2
16	PLATE, LASER COVER 1	531728-1	2

7.2 Laser Guide Assembly 536500

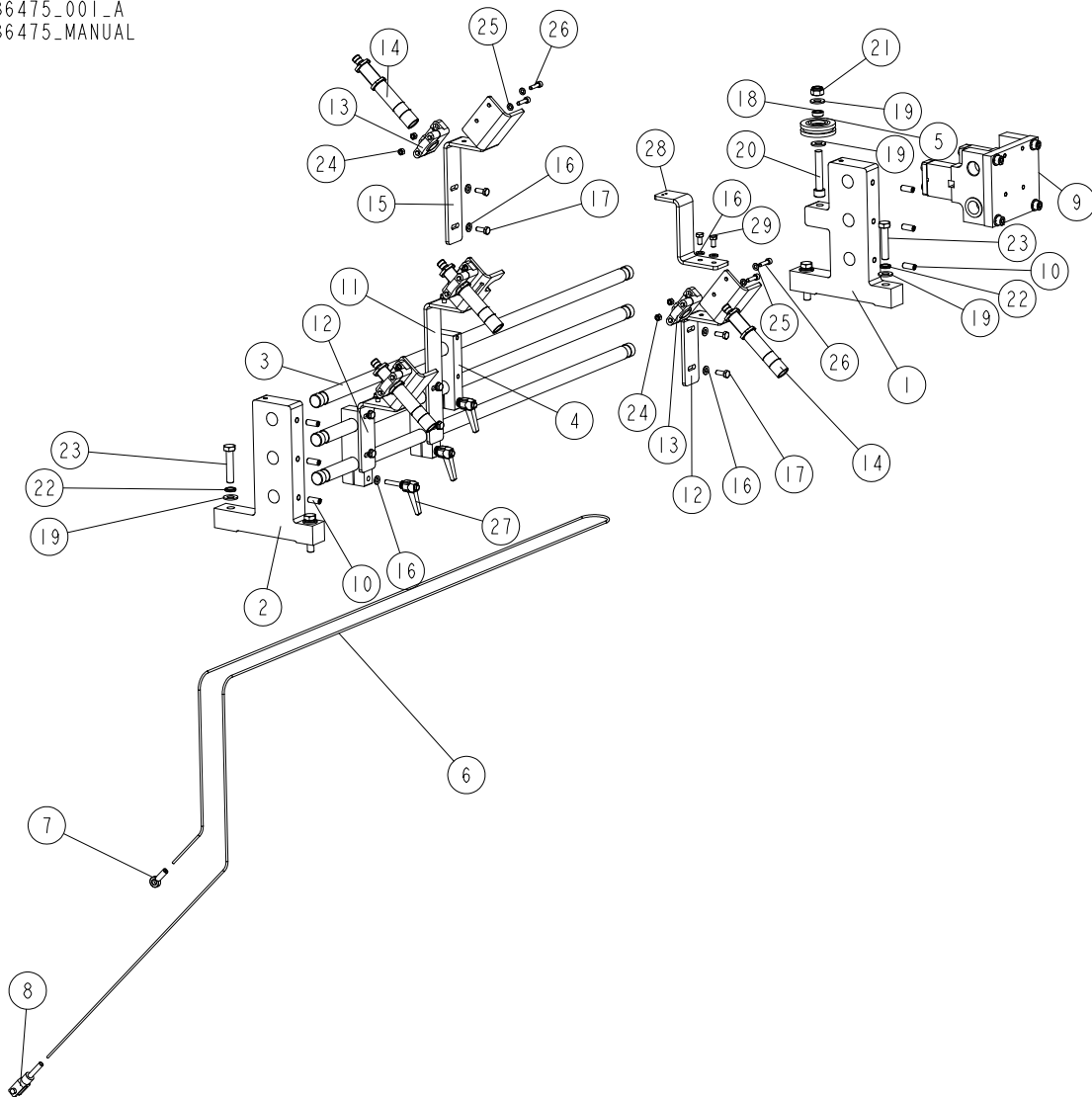
536500_001
536500_MANUAL



REF.	DESCRIPTION (◆ indicates parts available in assemblies only)	PART #	QTY
-	Laser Guide Assembly - Complete	536500	1
1	BRACKET, LASER MOUNTING See Section 7.3	536475	1
2	COVER, LASER	536495-1	1
3	WASHER, 6.4 FLAT ZINC	F81053-1	8
4	BOLT, M6X12-8.8 HEX HEAD FULL THREAD ZINC	F81001-7	8
5	CARRIER, IGUS 0.86M 05.10.018.0+050.10. CABLE	536496	4
6	WASHER, 3.2 A MS FLAT SPECIAL	F81050-1	16
7	SCREW, M3X8-4.8 ZINC	F81000-83	16
8	COVER, WLDMT-PTD	539503-1	1
9	PLATE, CABLE CARRIER MOUNTING	551733-1	1
10	PLATE, CABLE CARRIER MOUNTING	551732-1	1
11	BRACKET, CABLE CARRIER	551729-1	1

7.3 Laser Mounting Assembly 536475

536475_001_A
536475_MANUAL



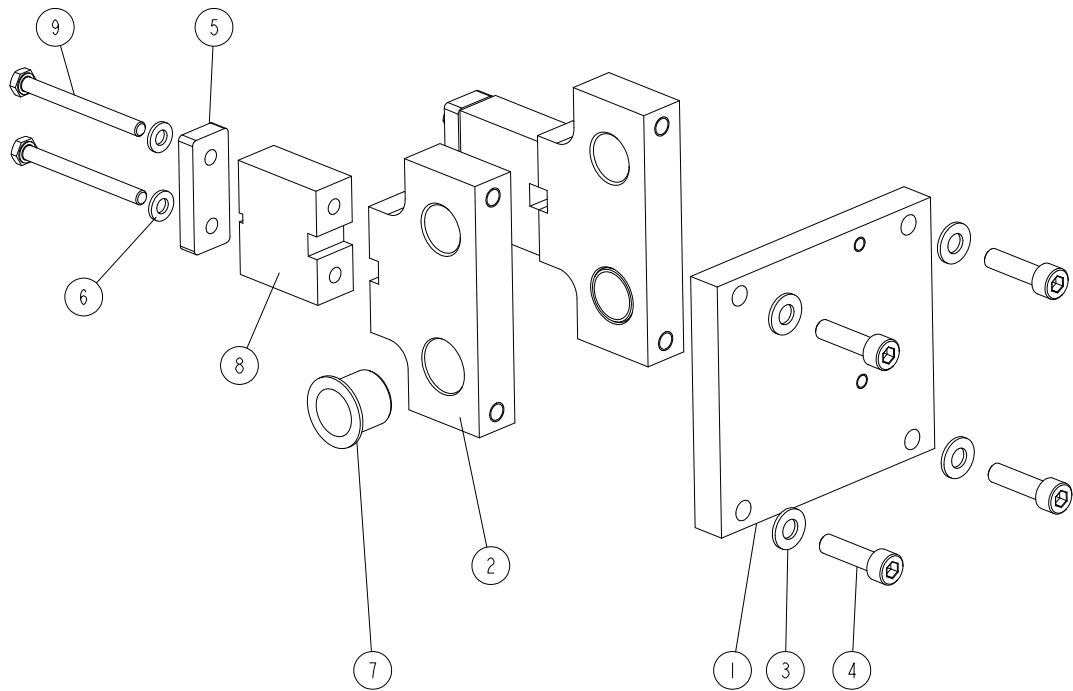
REF	DESCRIPTION (u indicates parts available in assemblies only)	PART #	QTY
-	LASER MOUNTING ASSEMBLY	536475	1
1	BRACKET, SHAFT 1	536476-1	1
2	BRACKET, SHAFT 2	536471-1	1
3	SHAFT, FI=20 CHROME PLATED	536472	3
4	BRACKET, LASER MOVABLE	536473-1	3
5	ROLLER, C52/5L PROFILED	536462	1
-	CABLE, STEEL 1 - COMPLETE	536807	1
6	CABLE, LASER DRIVE 1	536477	1
7	TERMINAL, CABLE EYE	536802	1
8	TERMINAL, CABLE FORK	536801	1
9	RUNNERBLOCK - COMPLETE See Section 7.4	536489	1
10	SCREW, M8X20-45H DIN913 GEOMET HEX SOCKE	F81002-103	6
11	BRACKET, LASER EXTENDED	551731-1	1
12	BRACKET, LASER	536492-1	2

7 Laser Mounting Assembly 536475

REF	DESCRIPTION (u indicates parts available in assemblies only)	PART #	QTY	
13	BRACKET, SMB 18SF LASER	503469	4	
14	LASER, Z5M18B-F-532-IG90 LINEAR (GREEN B	501025	4	
15	BRACKET, LASER EXTENDED	536494-1	1	
16	WASHER, 6.4 FLAT ZINC	F81053-1	19	
17	BOLT, M6X16-8.8 HEX HEAD FULL THREAD ZIN	F81001-15	8	
18	BUSHING, 10/16-6	536498-1	1	
19	WASHER, 10.5 FLAT ZINC	F81055-1	6	
20	SCREW, M10X60-8.8 SOCKET HEAD CAP ZINC	F81003-155	1	
21	NUT, M10-8-B HEX NYLON ZINC LOCK	F81033-1	1	
22	WASHER, Z 10.2 SPLIT LOCK ZINC	F81055-2	4	
23	BOLT, M10X50-8.8 HEX HEAD FULL THREAD ZI	F81003-4	4	
24	NUT, M5 8 HEX ZINC	F81030-1	8	
25	WASHER, 5,3 FLAT ZINC	F81052-1	8	
26	SCREW, M5X20 8.8 HEX SOCKET HEAD CAP ZIN	F81000-72	8	
27	HANDLE, SETTING MRX.40P-M6X30 KOD 141335	536474	3	
28	BRACKET, CABLE GUIDE	536499-1	1	
29	BOLT, M6X12-8.8-HEX HEAD FULL THREAD ZIN	F81001-7	8	

7.4 Runnerblock 536489

536489_001
536489_MANUAL

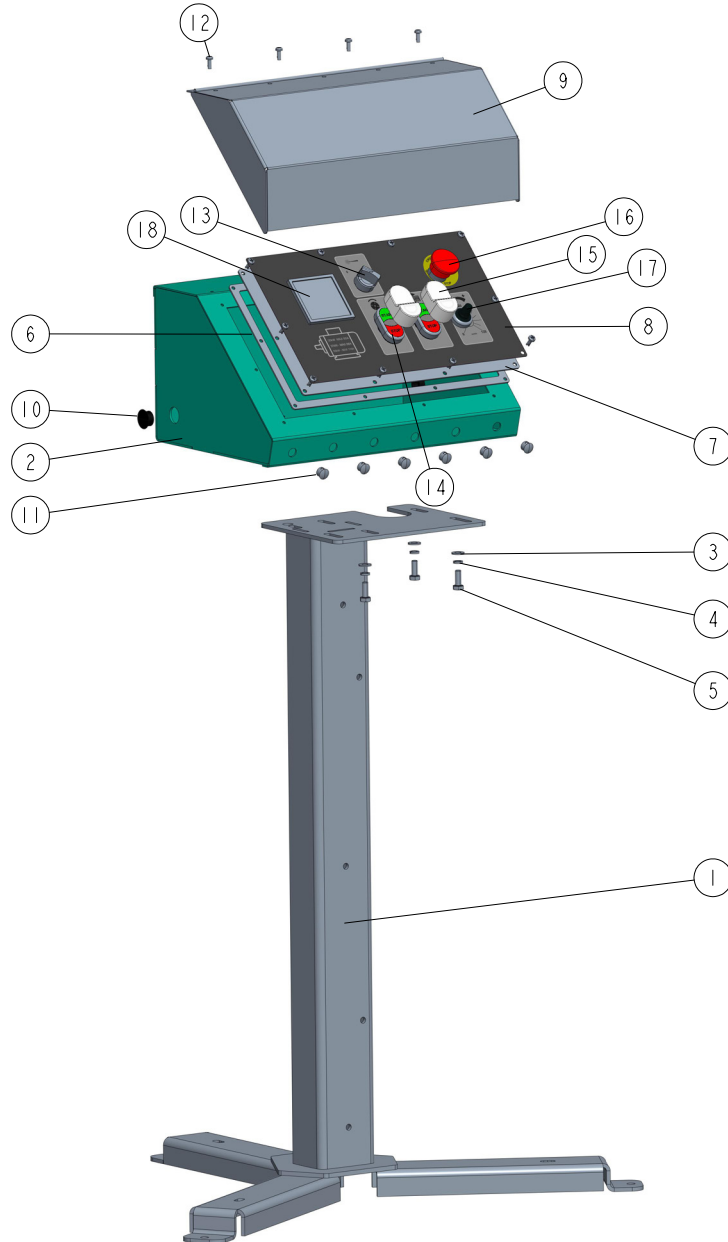


REF	DESCRIPTION (◆ indicates parts available in assemblies only)	PART #	QTY
-	Runnerblock - Complete	536489	1
1	PLATE, RUNNERBLOCK UPPER	536486-1	1
2	BRACKET, LASER MOVABLE	536487-1	2
3	WASHER, 8.4 FLAT ZINC	F81054-1	4
4	BOLT, M8 X 30-8.8 SOCKET HEAD	F81002-31	4
5	PLATE, CLAMPING	536490-1	2
6	WASHER, 6.4 FLAT ZINC	F81053-1	4
7	BEARING, WFM-2023-21 SLIDE	536491	2
8	BRACKET, CABLE	540172-1	2
9	BOLT M6X65-8.8 HEX HEAD FULL THREAD ZINC	F81001-81	4

SECTION 8 CONTROL PANEL

8.1 Control Panel. 526137

526137_001
526137



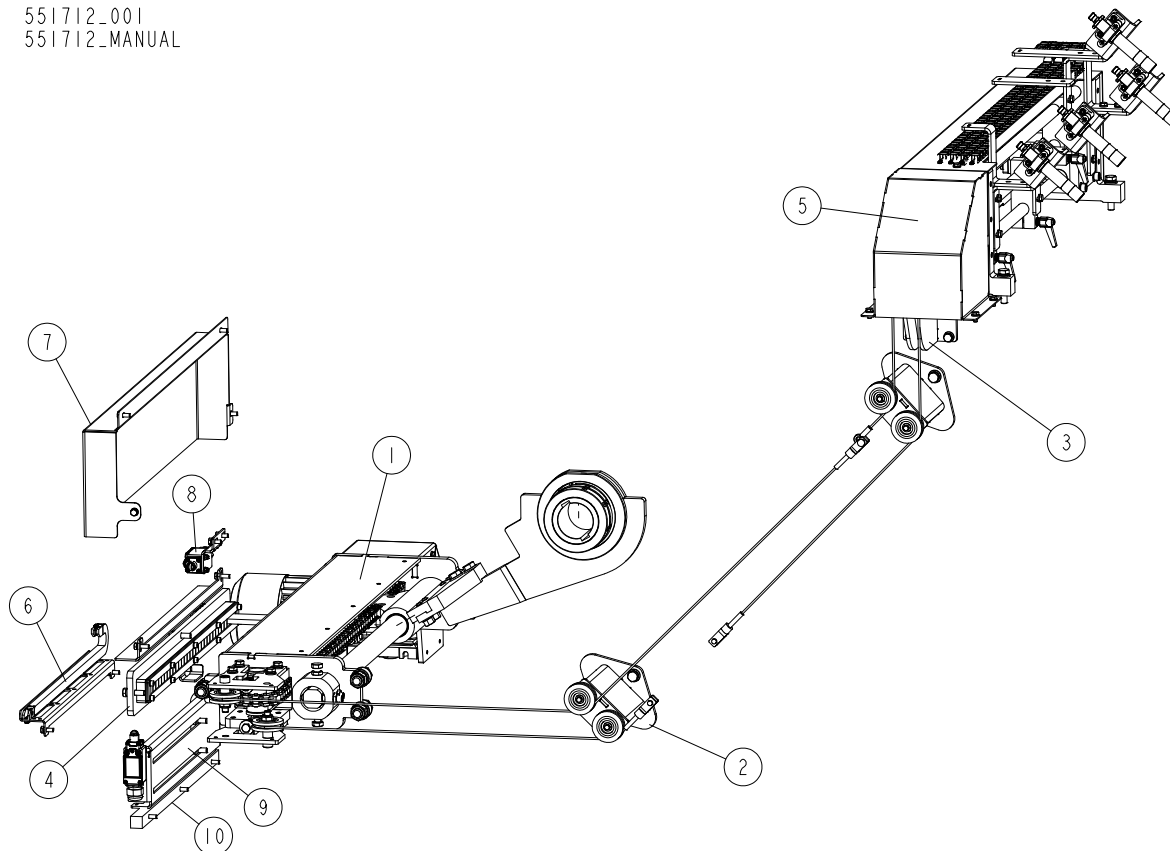
REF	DESCRIPTION (◆ indicates parts available in assemblies only)	PART #	QTY
-	Console	526137	1
1	STAND, LT20/40/LES/EG300/TVS CONTROL BOX	501651-1	1
2	CONTROL BOX, TVS	503536-1	1
3	WASHER, 8.4 FLAT ZINC	F81054-1	4
4	WASHER 8,2 SPLIT LOCK ZINC	F81054-4	4
5	BOLT, M8X20 8.8 HEX HEAD FULL THREAD ZIN	F81002-4	4
6	GASKET, LT20 CONTROL BOX	097132	1
7	FLAT PLATE	526118-1	1

REF	DESCRIPTION (◆ indicates parts available in assemblies only)	PART #	QTY	
8	DECAL EG800	526835	1	
9	COVER WELDMENT, LT20 COMPLETE	097135-1	1	
10	CAP, SR1086 22.2 HOLE	093544	2	
11	CAP , DP 812 HEJMAN 12.7 DIA. HOLE	086773	6	
12	BOLT, #10-24X1/2 PH PAN HD, TYPE 23	F05015-17	14	
13	SWITCH TWO-POSITION XB5AD25	089813	1	
14	SWITCH, XB5AW73731B5 START/STOP	510254	2	
15	MEMBRANE M22-T-DD	090462	1	
16	BUTTON, EMERGENCY STOP	502315	1	
17	POTENTIOMETER LPCPA001	535449	1	
18	METER DQB72 0/4..20MA 0-100A GOSSEN	526276	1	

SECTION 9 BLADE MOVING MODULE (OPTION)

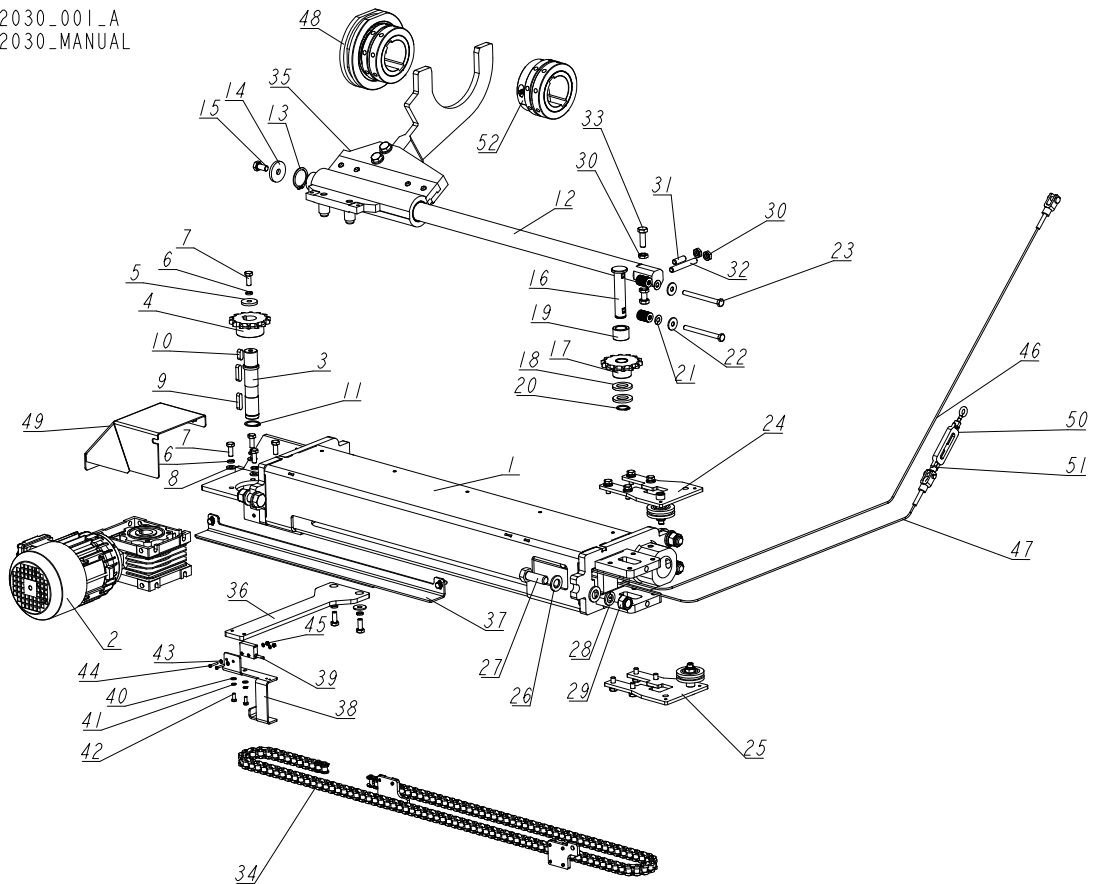
9.1 Blade Moving Module 551712

551712_001
551712_MANUAL



REF	DESCRIPTION (◆ indicates parts available in assemblies only)	PART #	QTY
-	Blade Moving Module	551712	1
1	BLADE DRIVE ASSEMBLY See Section 9.2	542030	1
2	BRACKET, ROLLER - COMPLETE See Section 9.9	536468	2
3	BRACKET, UPPER ROLLER - COMPLETE See Section 9.10	536480	1
4	GUIDE PLATE ASSEMBLY - COMPLETE See Section 9.11	542041	1
5	LASER GUIDE ASSEMBLY - COMPLETE See Section 7.2	536500	1
6	CABLE GUIDE BRACKET - COMPLETE See Section 9.12	542043	1
7	COVER - COMPLETE See Section 9.13	542046	1
8	LIMIT SWITCH ASSEMBLY See Section 9.14	542048	1
9	ADJUSTABLE SWITCH PLATE - COMPLETE See Section 9.15	542050	1
10	SLIDE STRIP - COMPLETE See Section 9.16	542053	1

9.2 Blade Drive Assembly 542030

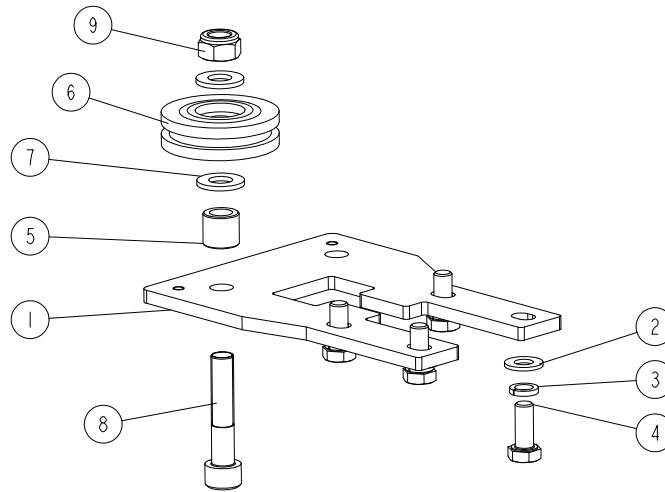
542030_001_A
542030_MANUAL

REF	DESCRIPTION (◆ indicates parts available in assemblies only)	PART #	QTY	
-	Blade Drive Assembly	542030	1	
1	GUIDE, BLADE WLDMT/PTD	542012-1	1	
2	GEARMOTOR	536438	1	
3	SHAFT, GEARMOTOR DRIVE	536837	1	
4	SPROCKET, 10B1 Z=14	536439-1	1	
5	WASHER, 8,5/30-4 ZINC	536838-1	1	
6	WASHER 8,2 ZINC	F81054-4	7	
7	BOLT, M8X20-8.8-B HEX HEAD FULL THREAD ZINC	F81002-4	7	
8	WASHER, 8,4 FLAT ZINC	F81054-1	4	
9	KEY, A8X7X32 PARALLEL	088564	2	
10	KEY, A8X7X20 PARALLEL	099059	1	
11	RING, 25Z OUTSIDE RETAINING	F81090-22	1	
12	ROD, GUIDE	536409	1	
13	RING, Z35 OUTSIDE RETAINING	F81090-36	1	
14	WASHER 40X10.5-5	524024-1	1	
15	BOLT, M10X20MM,HEX HEAD,GR 5.8 ZINC	F81003-1	1	
16	PIN, SPROCKET	536435	1	
17	SPROCKET - COMPLETE	536815	1	
18	WASHER, M21 FLAT ZINC	F81059-2	2	
19	SPACER, 20.5/30-20.5	536817-1	1	

REF	DESCRIPTION (◆ indicates parts available in assemblies only)	PART #	QTY	
20	RING, Z20 PN-81/M-85111	F81090-27	1	
21	DISC SPRING ASSEMBLY	536437	2	
22	WASHER, .8,5 FE/ZN5 PN-59/M-82030	F81054-11	4	
23	BOLT, 8MM X 1.25 X 90MM HH FT ZINC	F81002-16	2	
24	BRACKET, UPPER ROLLER - COMPLETE See Section 9.3	539507	1	
25	BRACKET, LOWER ROLLER - COMPLETE See Section 9.4	539508	1	
26	WASHER, 17 FLAT ZINC	F81058-1	10	
27	BOLT, M16X45-8.8 HEX HEAD FULL THREAD ZI	F81006-46	5	
28	WASHER, 16.3 SPLIT LOCK ZINC	F81058-2	5	
29	NUT, M16,HEX, NYLON ZINC LOCK	F81036-2	5	
30	NUT, M10-04-W THIN ZINC	F81033-6	4	
31	SCREW,M10X30 HEX SOCKET SET FLAT POINT	F81003-35	1	
32	SCREW, M10X70-33H-GEOMET SET	F81003-154	1	
33	BOLT DIN 933-M10X30 8.8-A2E	F81003-111	2	
34	CHAIN, DRIVE - COMPLETE See Section 9.8	554250	1	
35	LEVER ASSEMBLY - COMPLETE See Section 9.26	542022	1	
36	PLATE, SENSOR DRIVE	542033-1	1	
37	MAGNETIC STRIP ASSEMBLY See Section 9.5	542035	1	
38	BRACKET, SENSOR	542037-1	1	
39	SENSOR ASSY, MSK-320	096014	1	
40	WASHER, 5.3 FLAT ZINC	F81052-1	2	
41	WASHER, 5.1 SPLIT LOCK ZINC	F81052-2	2	
42	BOLT, M5 X 12-5.8-FE/ZN5, PN-M/82105	F81000-5	2	
43	WASHER, 3,2 FLAT ZINC	F81050-2	4	
44	BOLT, M3 X 20-5.8-A-FE/ZN8,PN-85/M-82215	F81000-8	2	
45	NUT, M3-6-HEX NYLON ZINC LOCK	F81028-2	2	
46	CABLE, 2 STEEL - COMPLETE	536805	1	
47	CABLE, 3 STEEL - COMPLETE	536806	1	
48	BUSHING, SLIDE - COMPLETE See Section 9.6	542023	1	
49	COVER, DRIVE - COMPLETE See Section 9.7	536828	1	
50	NUT, TENSIONING	539547-1	1	
51	SCREW, EYE TENSIONING M6 WUERTH 0521026	536851	1	
52	BUSHING, FIXED - COMPLETE See Section 9.25	536422	1	

9.3 Upper Roller Bracket, 539507

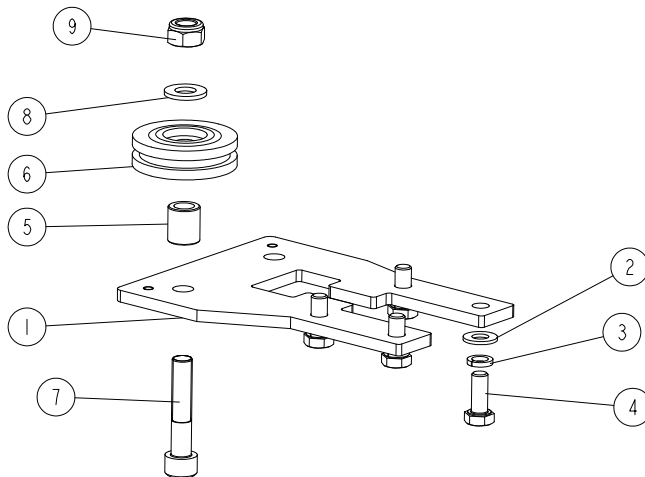
539507_001
539507_MANUAL



REF	DESCRIPTION (◆ indicates parts available in assemblies only)	PART #	QTY	
-	Upper Roller Bracket - Complete	539507	1	
1	PLATE, ROLLER BRACKET UPPER	539505-1	1	
2	WASHER, 8.4 FLAT ZINC	F81054-1	4	
3	WASHER 8,2 FE/ZN9	F81054-4	4	
4	BOLT, M8X20-8.8-B HEX HEAD FULL THREAD ZINC	F81002-4	4	
5	BUSHING, 10,2/16-14,5	536819-1	1	
6	ROLLER, C52/5L PROFILED	536462	1	
7	WASHER, 10.5 FLAT ZINC	F81055-1	2	
8	SCREW, M10X50-8.8 SOCKET HEAD CAP ZINC	F81003-114	1	
9	NUT, M10-8-B HEX NYLON ZINC LOCK	F81033-1	1	

9.4 Lower Roller Bracket 539508

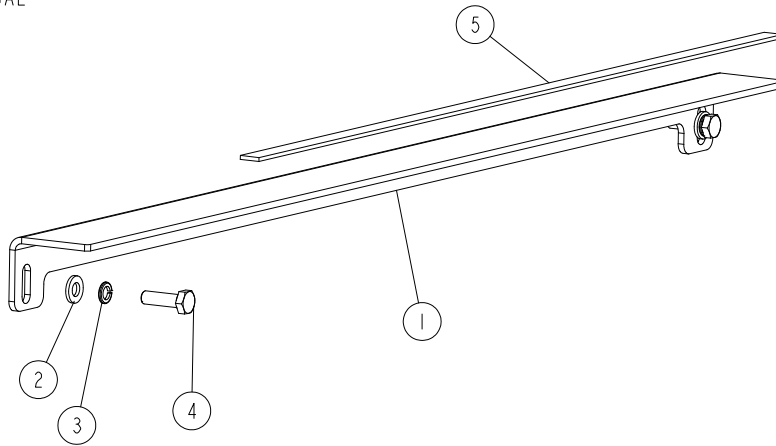
539508_001
539508_MANUAL



REF	DESCRIPTION (◆ indicates parts available in assemblies only)	PART #	QTY	
-	Bracket, Lower Roller - Complete	539508	1	
1	PLATE, ROLLER BRACKET LOWER	539506-1	1	
2	WASHER, 8.4 FLAT ZINC	F81054-1	4	
3	WASHER 8,2 ZINC	F81054-4	4	
4	BOLT, M8X20-8.8-B HEX HEAD FULL THREAD ZINC	F81002-4	4	
5	BUSHING, 10,2/16-18	536820-1	1	
6	ROLLER, C52/5LPROFILED	536462	1	
7	SCREW, M10X50-8.8 HEX SOCKET HEAD CAP ZINC	F81003-114	1	
8	WASHER, 10.5 FLAT ZINC	F81055-1	1	
9	NUT, M10-8-B HEX NYLON ZINC LOCK	F81033-1	1	

9.5 Magnetic Strip Assembly 542035

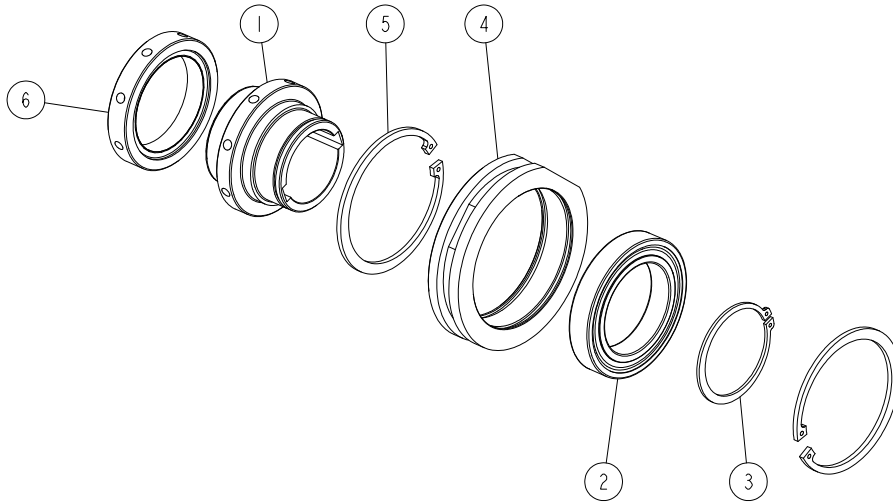
542035_001
542035_MANUAL



REF	DESCRIPTION (◆ indicates parts available in assemblies only)	PART #	QTY	
-	Magnetic Strip Assembly	542035	1	
1	BRACKET, MAGNETIC STRIP	542034-1	1	
2	WASHER, 6.4 FLAT ZINC	F81053-1	2	
3	WASHER, Z 6.1 SPLIT LOCK ZINC	F81053-3	2	
4	BOLT, M6X20-8.8 HEX HEAD FULL THREAD ZINC	F81001-2	2	
5	STRIP, I=450MM MAGNETIC	101410-1	1	

9.6 Slide Bushing 542023

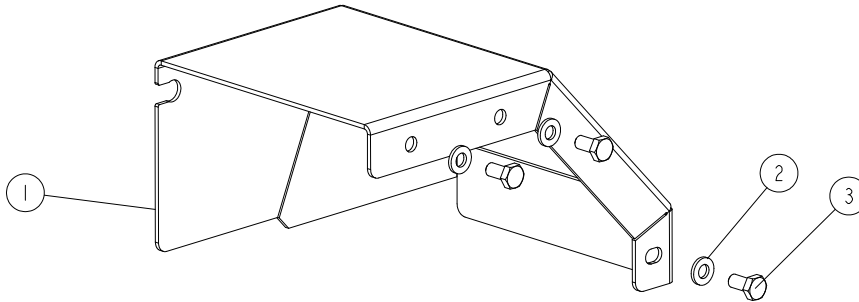
542023_001
542023_MANUAL



REF	DESCRIPTION (◆ indicates parts available in assemblies only)	PART #	QTY
-	Slide Bushing - Complete	542023	1
1	HUB, SLIDE BUSHING	542024-1	1
2	BEARING, 6015-2RZ 75X115X20	536417	1
3	RING, DIN 471-2 Z 75X2.5 RETAINING	F81090-75	1
4	BUSHING, BLADE SLIDE PLATE	542025-1	1
5	RING, DIN 472-1 W115X4 RETAINING	F81090-74	2
6	NUT, ARBOR	542026	1

9.7 Drive Cover 536828

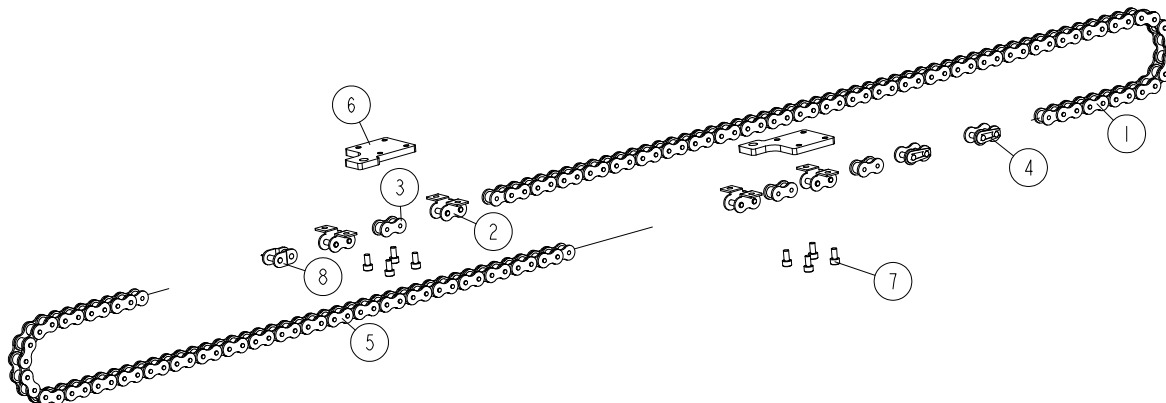
536828_001
536828_MANUAL



REF	DESCRIPTION (◆ indicates parts available in assemblies only)	PART #	QTY	
-	Drive Cover - Complete	536828	1	
1	COVER, DRIVE	536827-1	1	
2	WASHER, 6.4 FLAT ZINC	F81053-1	3	
3	BOLT, M6X12-8.8 HEX HEAD FULL THREAD ZINC	F81001-7	3	

9.8 Drive Chain 554250

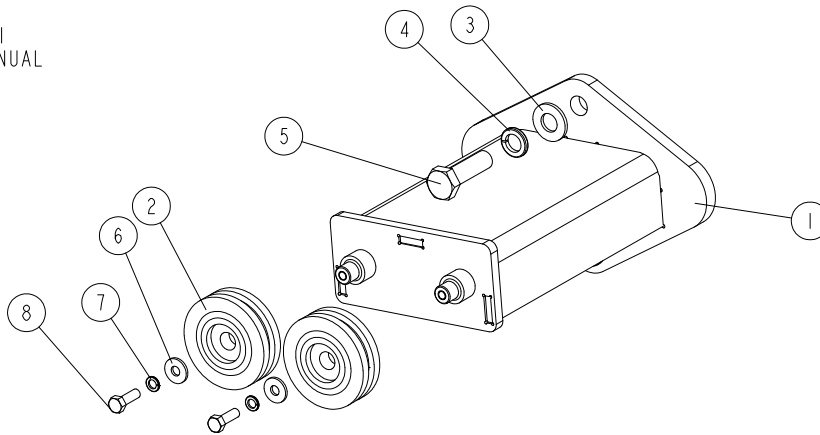
554250_001
554250_MANUAL



REF	DESCRIPTION (* indicates parts available in assemblies only)	PART #	QTY
-	DRIVE CHAIN - COMPLETE	554250	1
1	CHAIN, SECTION 1	554248	1
2	LINK, CHAIN 10B1 W/BENT ATTACHMENTS K1 O	536469	4
3	INNER LINK, CHAIN 10B1	554246	3
4	LINK, IWIS 10B-1, 5/8X3/8, D CHAIN	523721	2
5	CHAIN, SECTION 2	592402	1
6	PLATE, DRIVE CHAIN CABLE	536470-1	2
7	SCREW, M5X10 DIN912 A2-70 HEX SOCKET HEAD	F81000-23	8
8	LINK, 10B1 OFFSET W/COTTER PIN	592403	1

9.9 Roller Bracket 536468

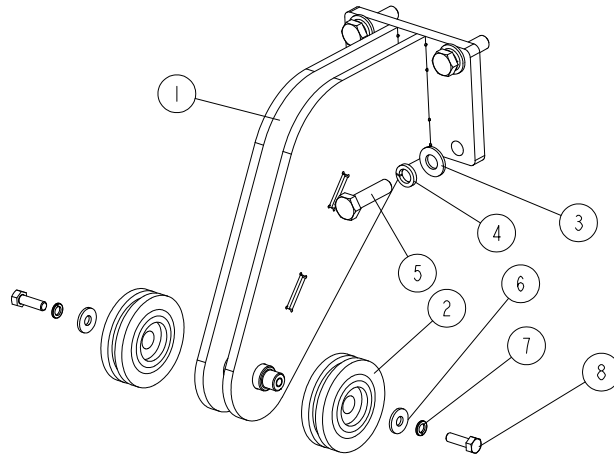
536468_001
536468_MANUAL



REF	DESCRIPTION (◆ indicates parts available in assemblies only)	PART #	QTY	
-	Roller Bracket - Complete	536468	1	
1	BRACKET, ROLLER WLDMT/PTD	536466-1	1	
2	ROLLER, C52/5L PROFILED	536462	2	
3	WASHER, 10.5 FLAT ZINC	F81055-1	2	
4	WASHER, 10.2 SPLIT LOCK ZINC	F81055-2	2	
5	BOLT,M10X35-8.8 HEX HEAD FULL THREAD ZINC	F81003-17	2	
6	WASHER, 5.5 FLAT ZINC SPECIAL	F81052-3	2	
7	WASHER, 5.1 SPLIT LOCK ZINC	F81052-2	2	
8	BOLT, M5X16 -8.8- FE/ZN5 HEX HEAD FULL THREAD ZINC	F81000-20	2	

9.10 Upper Roller Bracket 536480

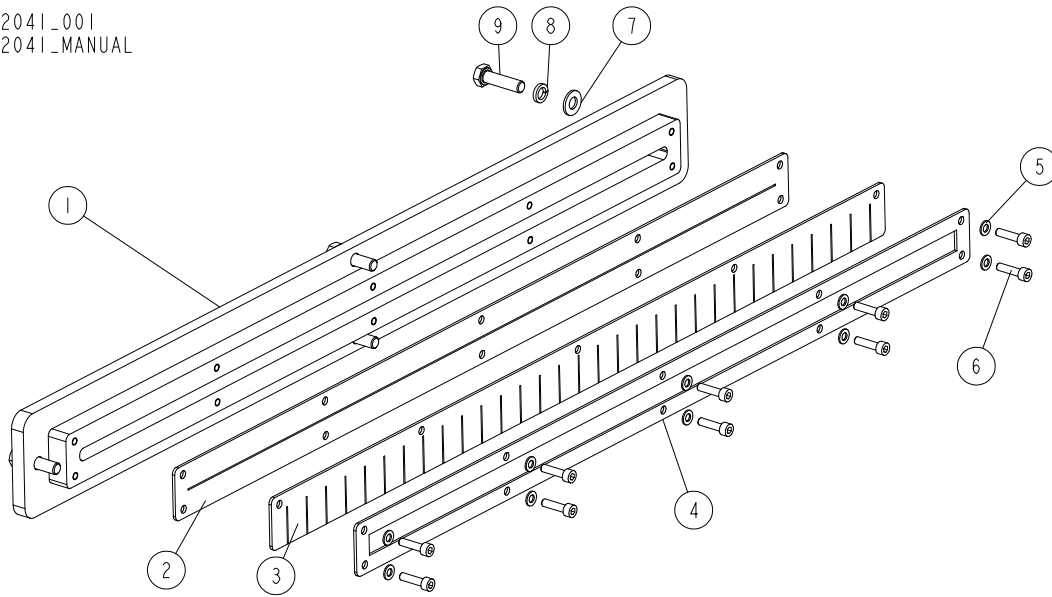
536480_001
536480_MANUAL



REF	DESCRIPTION (◆ indicates parts available in assemblies only)	PART #	QTY
-	Bracket, Upper Roller - Complete	536480	1
1	BRACKET, 2 WLDMT/PTD	536484-1	1
2	ROLLER, C52/5L PROFILED	536462	2
3	WASHER, 8.4 FLAT ZINC	F81054-1	4
4	WASHER 8,2 FE/ZN9	F81054-4	4
5	BOLT M8X30-8.8	F81002-7	4
6	WASHER, 5.5 FLAT ZINC SPECIAL	F81052-3	2
7	WASHER, 5.1 SPLIT LOCK ZINC	F81052-2	2
8	BOLT, M5X16 -8.8- FE/ZN5 HEX HEAD FULL THREAD ZINC	F81000-20	2

9.11 Guide Plate Assembly 542041

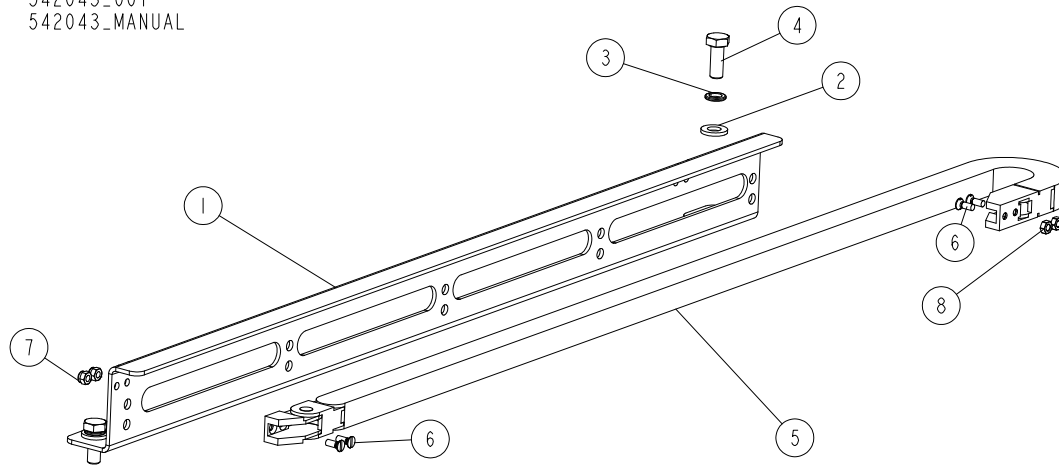
542041_001
542041_MANUAL



REF.	DESCRIPTION (◆ indicates parts available in assemblies only)	PART #	QTY	
-	GUIDE PLATE - COMPLETE	542041	1	
1	PLATE, GUIDE	542036	1	
2	GUARD, SEALING 1	542038	1	
3	GUARD, SEALING 2	542039	1	
4	BAR, CLAMPING FLAT	542040-1	1	
5	WASHER, 5.3 FLAT ZINC	F81052-1	10	
6	BOLT, M5X20-8.8 SOCKET HEAD ZINC	F81000-72	10	
7	WASHER, 8.4 FLAT ZINC	F81054-1	4	
8	WASHER, 8.2 SPLIT LOCK ZINC	F81054-4	4	
9	BOLT, M8X30-8.8-B HEX HEAD FULL THREAD ZINC	F81002-7	4	

9.12 Cable Guide Bracket 542043

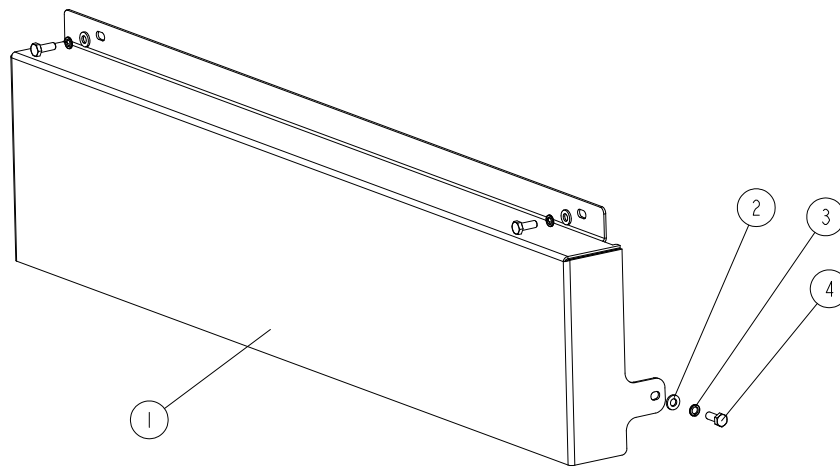
542043_001
542043_MANUAL



REF	DESCRIPTION (◆ indicates parts available in assemblies only)	PART #	QTY
-	Bracket, Cable Guide - Complete	542043	1
1	BRACKET, CABLE GUIDE	542042-1	1
2	WASHER, 6.4 FLAT ZINC	F81053-1	2
3	WASHER, Z 6.1 SPLIT LOCK ZINC	F81053-3	2
4	BOLT, M6 X 16 8.8 HEX HEAD FULL THREAD ZINC	F81001-15	2
5	GUIDE, IGUS 0.6 M 06.06.018.0+060.	542049	1
6	SCREW, M3X8-4.8 SLOTTED COUNTERSUNK HEAD	F81000-81	4
7	NUT, M3-6-HEX NYLON ZINC LOCK	F81028-2	2
8	NUT, M3-6-A HEX	F81028-1	2

9.13 Cover 542046

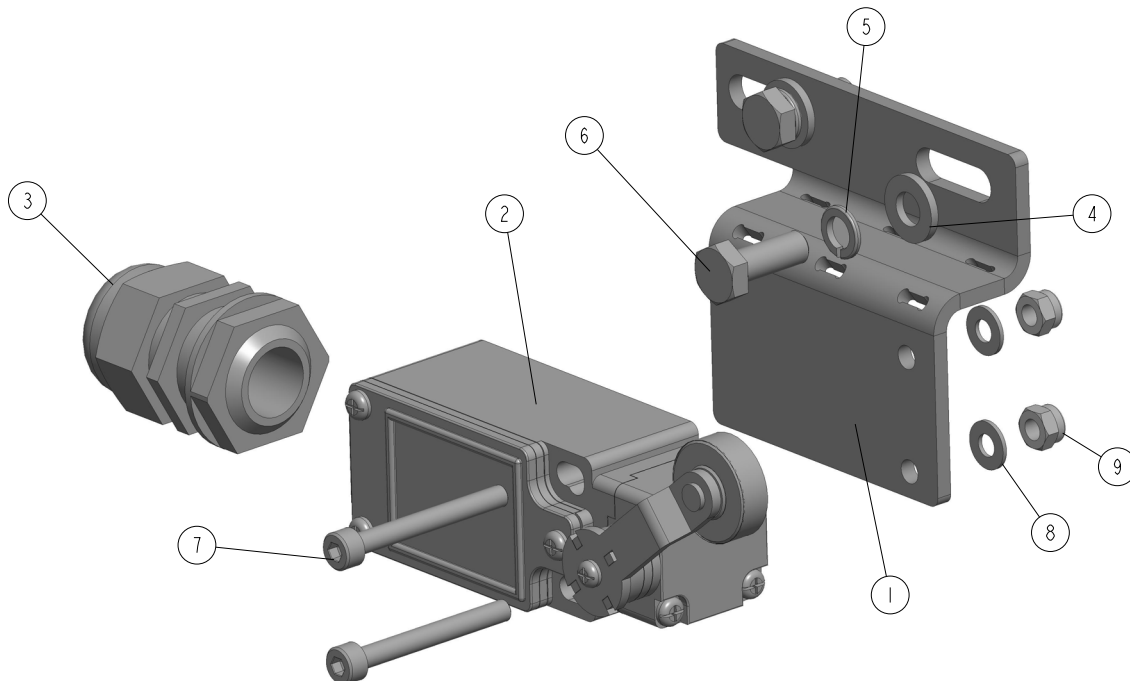
542046_001
542046_MANUAL



REF.	DESCRIPTION (◆ indicates parts available in assemblies only)	PART #	QTY	
-	Cover - Complete	542046	1	
1	PLATE, COVER	542044-1	1	
2	WASHER, 6.4 FLAT ZINC	F81053-1	4	
3	WASHER, Z 6.1 SPLIT LOCK ZINC	F81053-3	4	
4	BOLT, M6 X 16 8.8 HEX HEAD FULL THREAD ZINC	F81001-15	4	

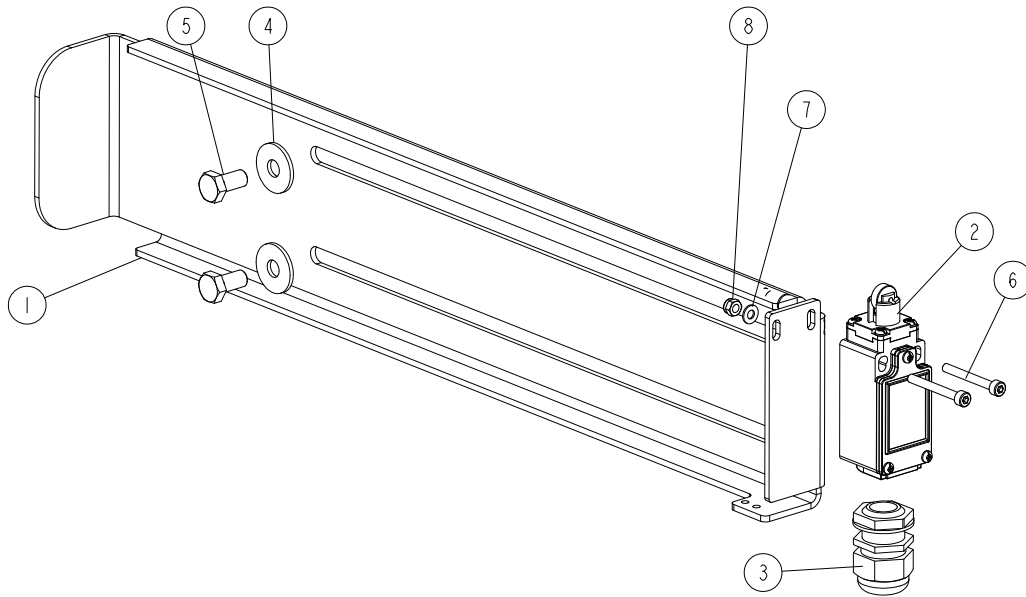
9.14 Limit Switch Assembly 542048

542048_001_A
542048_MANUAL



REF	DESCRIPTION (◆ indicates parts available in assemblies only)	PART #	QTY
-	LIMIT SWITCH ASSEMBLY	542048	1
1	BRACKET, LIMIT SWITCH	542047-1	1
2	SWITCH, GLCB01A1B LIMIT	100931	1
3	GLAND, DP 20 HML CABLE	F81096-41	1
4	WASHER, 6.4 FLAT ZINC	F81053-1	2
5	WASHER, Z 6.1 SPLIT LOCK ZINC	F81053-3	2
6	BOLT, M6X16 8.8 HEX HEAD FULL THREAD ZIN	F81001-15	2
7	SCREW, M4 X 35-8.8 HEX SOCKET HEAD CAP Z	F81011-34	2
8	WASHER, 4.3 FLAT ZINC	F81051-2	2
9	NUT, M4-B HEX NYLON ZINC LOCK	F81029-1	2

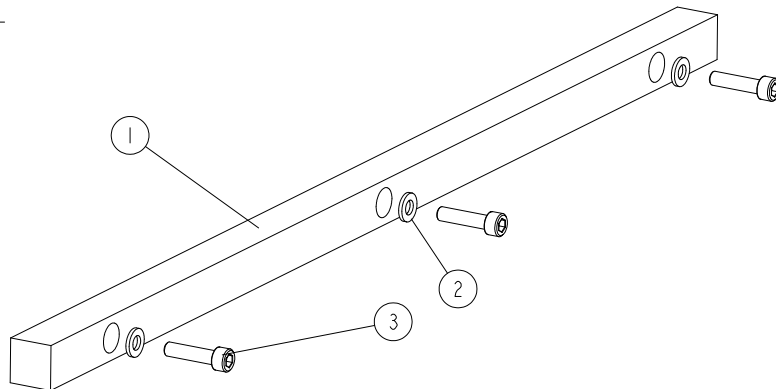
9.15 Adjustable switch plate 542050

542050_001
542050_MANUAL

REF.	DESCRIPTION (◆ indicates parts available in assemblies only)	PART #	QTY
-	Plate, Adjustable Switch - Complete	542050	1
1	PLATE, ADJUSTABLE SWITCH	542045-1	1
2	SWITCH, FA134 Z11 SAFETY	100910	1
3	GLAND, DP 20 HML CABLE	F81096-41	1
4	WASHER, 8.5 SPECIAL FLAT ZINC	F81054-11	2
5	BOLT M8X16 -8.8-B-HEX HEAD FULL THREAD ZINC	F81002-20	2
6	SCREW,M4X35-8.8 HEX SOCKET HEAD CAP ZINC	F81011-34	2
7	WASHER, 4.3 FLAT ZINC	F81051-2	2
8	NUT, M6 8 HEX NYLON ZINC LOCK	F81029-1	2

9.16 Slide Strip 542053

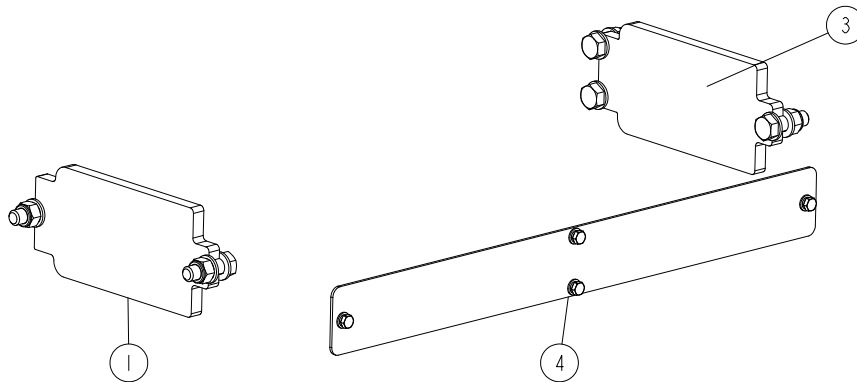
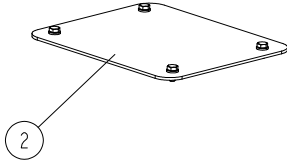
542053_001
542053_MANUAL



REF	DESCRIPTION (◆ indicates parts available in assemblies only)	PART #	QTY
-	Slide Strip - Complete	542053	1
1	STRIP, SLIDE	542052	1
2	WASHER, 6.4 FLAT ZINC	F81053-1	3
3	SCREW, M6X25 -8.8-FE/ZN5 HEX SOCKET HEAD	F81001-41	3

9.17 Cover Plate Assembly (fixed blades) 539157

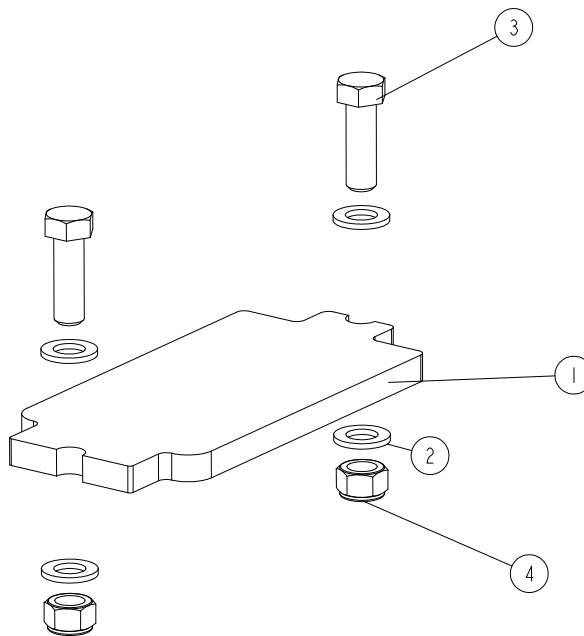
539157_001
539157_MANUAL



REF	DESCRIPTION (◆ indicates parts available in assemblies only)	PART #	QTY	
-	Cover Plate Assembly (fixed blades)	539157	1	
1	PLATE, COVER LEFT - COMPLETE See Section 9.18	536857	1	
2	PLATE, SIDE HOUSING COVER - COMPLETE See Section 9.19	536853	1	
3	PLATE, COVER RIGHT See Section 9.20	536859	1	
4	PLATE, ELECTRONIC SCALE COVER - COMPLETE See Section 9.21	549595	1	

9.18 Cover Plate, Left 536857

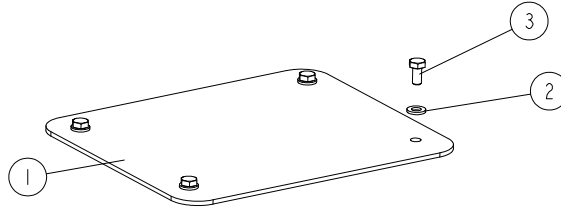
536857_001
536857_MANUAL



REF	DESCRIPTION (◆ indicates parts available in assemblies only)	PART #	QTY	
-	Cover Plate, Left - Complete	536857	1	
1	PLATE, FRONT 1	536856-1	1	
2	WASHER, 17 FLAT ZINC	F81058-1	4	
3	BOLT, M16 X 50-8.8 HEX HEAD	F81006-7	2	
4	NUT, M16,HEX, NYLON ZINC LOCK	F81036-2	2	

9.19 Side Housing Cover Plate 536853

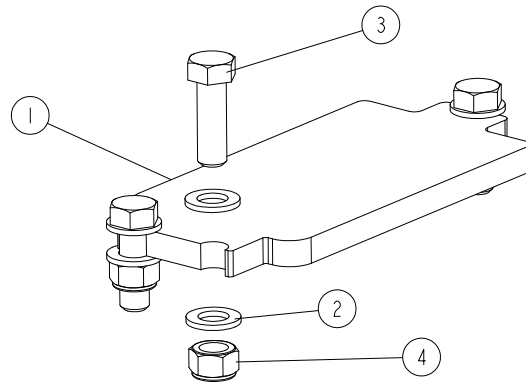
536853_001
536853_MANUAL



REF	DESCRIPTION (◆ indicates parts available in assemblies only)	PART #	QTY	
-	Side Housing Cover Plate - Complete	536853	1	
1	PLATE, SIDE HOUSING COVER	536852-1	1	
2	WASHER, 6.4 FLAT ZINC	F81053-1	4	
3	BOLT, M6X12-8.8 HEX HEAD FULL THREAD ZINC	F81001-7	4	

9.20 Cover Plate 536859

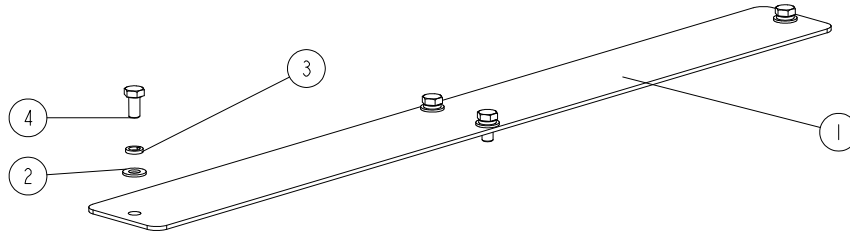
536859_001
536859_MANUAL



REF	DESCRIPTION (◆ indicates parts available in assemblies only)	PART #	QTY	
-	Cover Plate, Right	536859	1	
1	PLATE, FRONT 1	536858-1	1	
2	WASHER, 17 FLAT ZINC	F81058-1	6	
3	BOLT, M16 X 50-8.8 HEX HEAD	F81006-7	3	
4	NUT, M16,HEX, NYLON ZINC LOCK	F81036-2	3	

9.21 Electronic Scale Cover Plate 549595

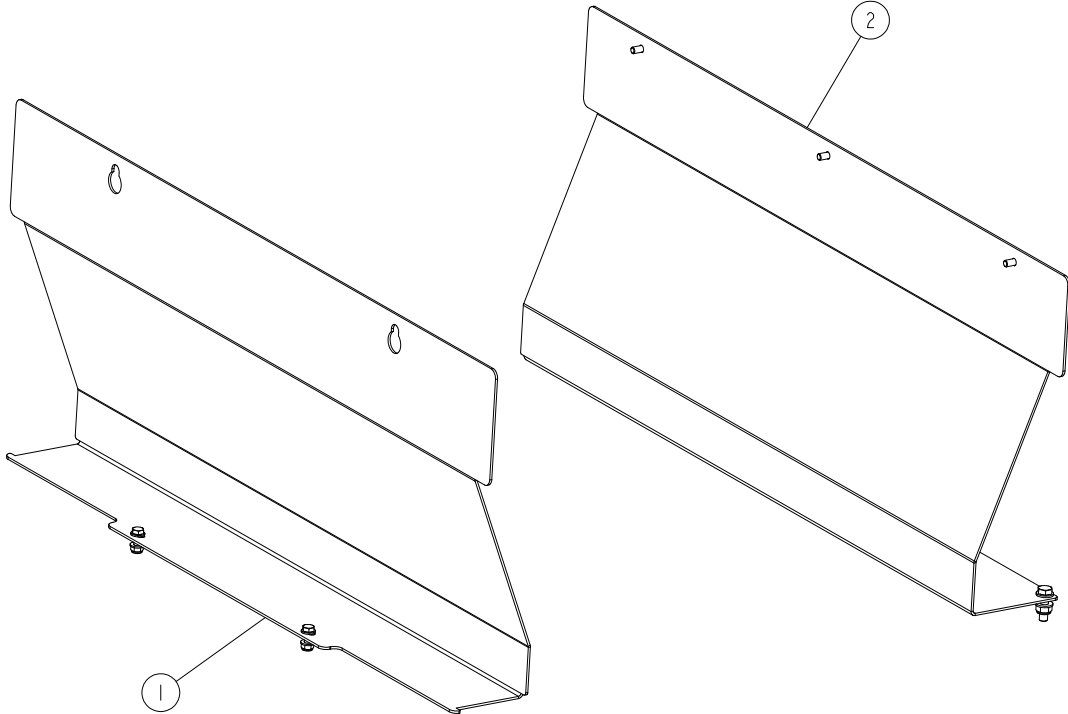
549595_001
549595_MANUAL



REF	DESCRIPTION (◆ indicates parts available in assemblies only)	PART #	QTY	
-	Electronic Scale Cover Plate - Complete	549595	1	
1	PLATE, ELECTRONIC SCALE COVER	549594-1	1	
2	WASHER, 8.4 FLAT ZINC	F81054-1	4	
3	WASHER 8,2 FE/ZN9	F81054-4	4	
4	BOLT M8X16 -8.8-B-HEX HEAD FULL THREAD ZINC	F81002-20	4	

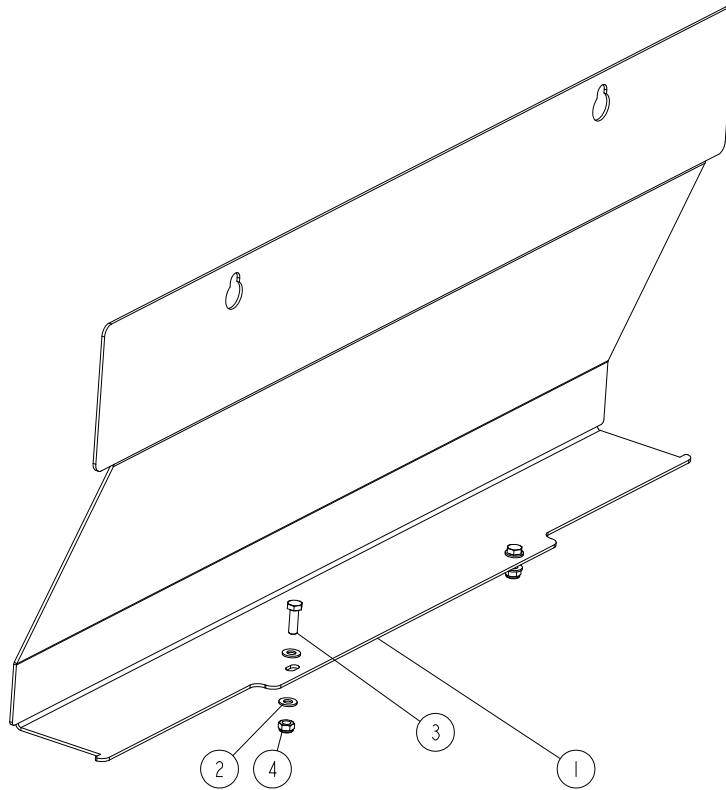
9.22 Board Removal System 551719

551719_001
551719_MANUAL



REF	DESCRIPTION (◆ indicates parts available in assemblies only)	PART #	QTY	
-	Conveyor Cover Plate Assembly	551719	1	
1	BOARD REMOVAL SYSTEM, RIGHT - COMPLETE See Section 9.23	551717	1	
2	BOARD REMOVAL SYSTEM, LEFT - COMPLETE See Section 9.24	551718	1	

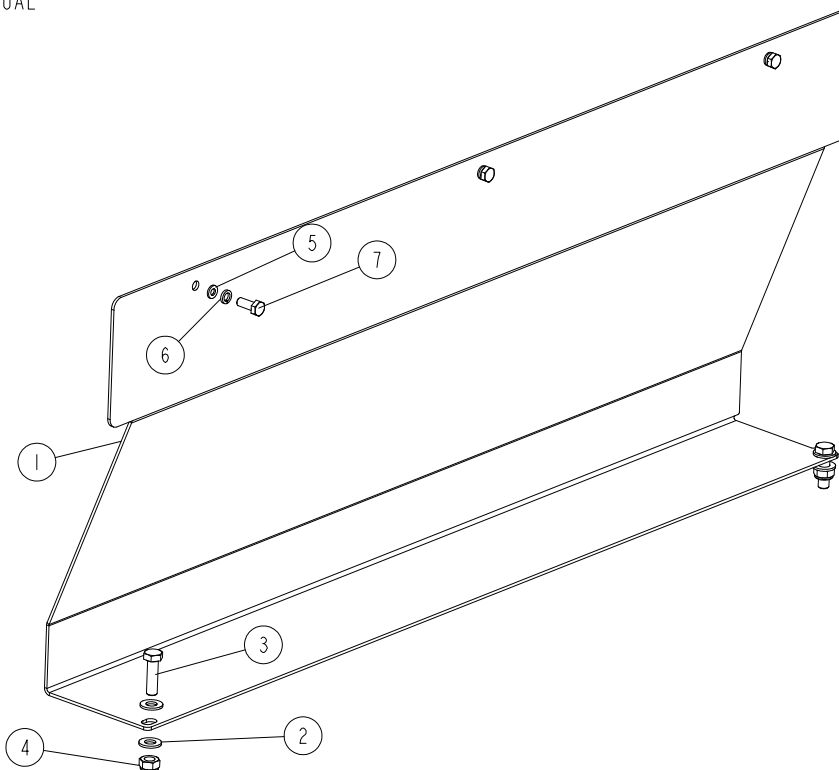
9.23 Board Removal System, Right 551717

551717_001
551717_MANUAL

REF	DESCRIPTION (◆ indicates parts available in assemblies only)	PART #	QTY	
-	Board Removal System, Right	551717	1	
1	PLATE, BOARD REMOVAL RIGHT	551715-1	1	
2	WASHER, 8.4 FLAT ZINC	F81054-1	4	
3	BOLT, M8X25-8.8-B HEX HEAD FULL THREAD ZINC	F81002-5	2	
4	NUT, M8-8-B HEX NYLON ZINC LOCK	F81032-2	2	

9.24 Board Removal System, Left 551718

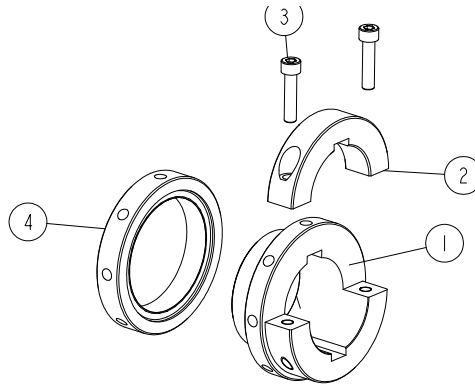
551718_001
551718_MANUAL



REF	DESCRIPTION (◆ indicates parts available in assemblies only)	PART #	QTY
-	Board Removal System, Left	551718	1
1	BOARD REMOVAL, LEFT	551716-1	1
2	WASHER, 10.5 FLAT ZINC	F81055-1	4
3	BOLT, M10X35-8.8 HEX HEAD FULL THREAD ZINC	F81003-17	2
4	NUT, M10-8-B HEX NYLON ZINC LOCK	F81033-1	2
5	WASHER, 6.4 FLAT ZINC	F81053-1	3
6	WASHER 8,2 FE/ZN9	F81054-4	3
7	BOLT, M8X20-8.8-B HEX HEAD FULL THREAD ZINC	F81002-4	3

9.25 Fixed Bushing 536422

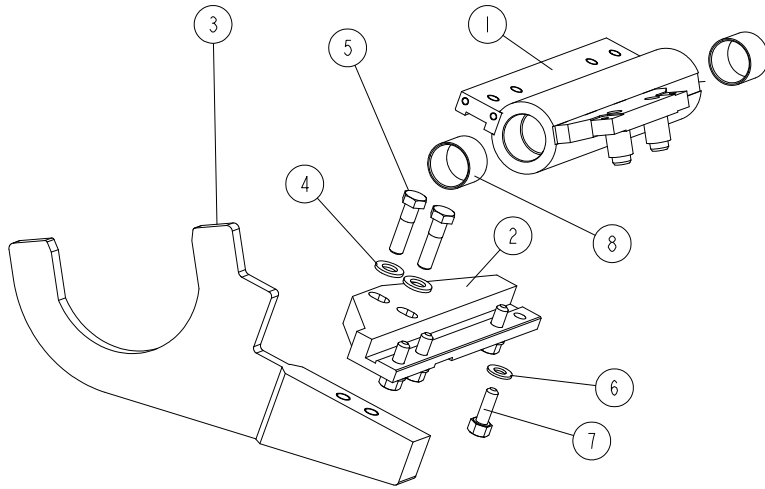
536422_001
536422_MANUAL



REF	DESCRIPTION (◆ indicates parts available in assemblies only)	PART #	QTY	
-	Fixed Bushing - Complete	536422	1	
1	HUB, SLIDE BUSHING	536419-1	1	
2	RING, FIXED BUSHING CLAMPING	536421-1	1	
3	SCREW M8X35 SHCS ZC 8.8 DIN 912 ISO 4762	F81002-101	2	
4	NUT, ARBOR	542026	1	

9.26 Lever Assembly 542022

542022_001
542022_MANUAL

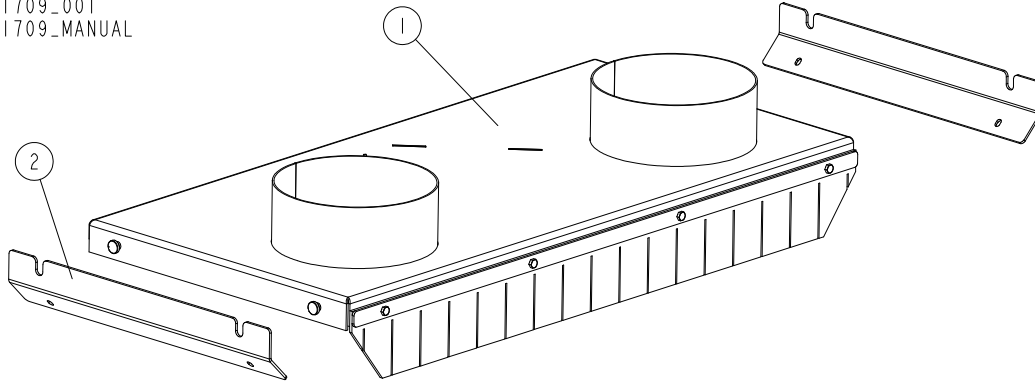


REF	DESCRIPTION (◆ indicates parts available in assemblies only)	PART #	QTY
-	Lever Assembly - Complete	542022	1
1	BUSHING, SLIDE WLDMT/PTD	542016-1	1
-	LEVER - COMPLETE	542019	1
2	PLATE, LEVER 1	542020-1	1
3	PLATE, SLIDE BUSHING FORK	542021-1	1
4	WASHER, 13 FLAT ZINC	F81056-1	2
5	BOLT M12X45-8.8	F81004-32	2
6	WASHER, 10.5 FLAT ZINC	F81055-1	4
7	BOLT M10-1.5 H/H F/T G5 BLACK OXIDE	F81003-25	4
8	BEARING, INBEAR 3530DUB SLIDE	536461	2

SECTION 10 CHIP EXTRACTION SYSTEM

10.1 Chip Extraction System 551709

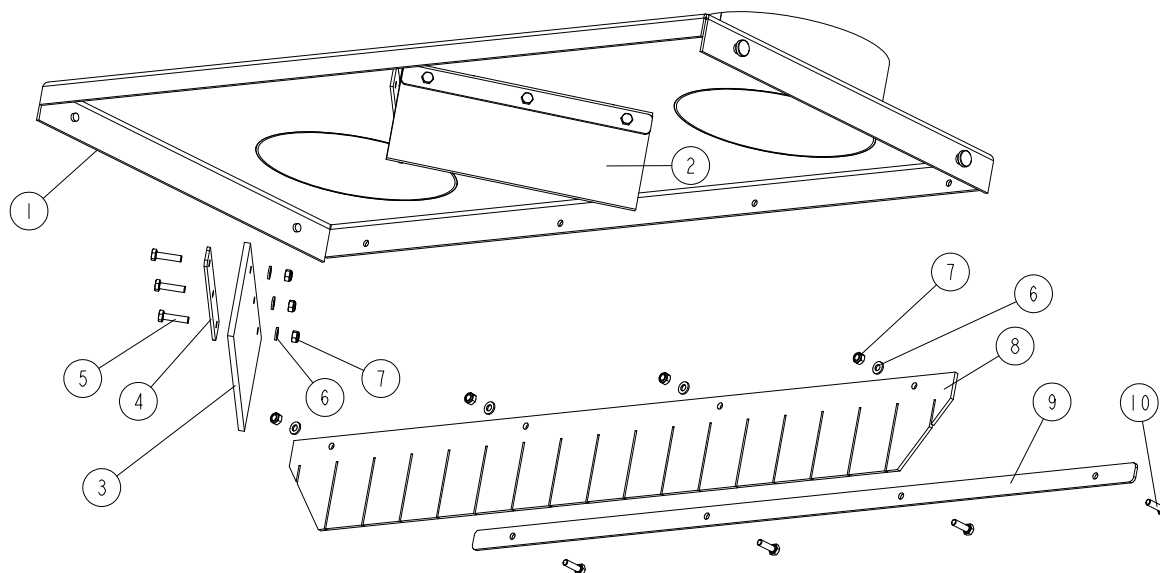
551709_001
 551709_MANUAL



REF	DESCRIPTION (◆ indicates parts available in assemblies only)	PART #	QTY	
-	CHIP EXTRACTION SYSTEM - COMPLETE	551709	1	
1	COVER, CHIP EXTRACTION SYSTEM - COMPLETE See Section 10.2	551703	1	
2	PLATE, CHIP EXTRACTION SYSTEM MOUNTING	549596-1	2	

10.2 Chip Extraction System Cover 551703

551703_001
551703_MANUAL

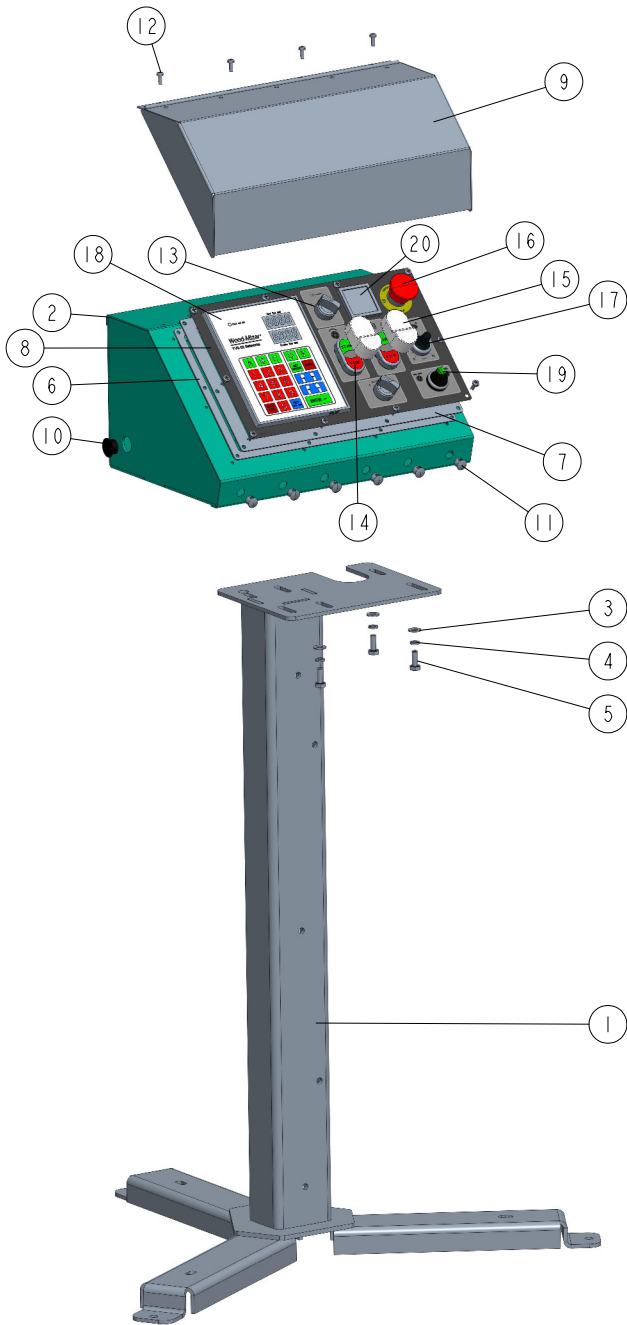


REF	DESCRIPTION (◆ indicates parts available in assemblies only)	PART #	QTY
-	Cover, Chip Extraction System - Complete	551703	1
1	COVER, CHIP EXTRACTION SYSTEM UPPER, WLDMT/PTD	549600-1	1
2	WIPER, RUBBER 1	551702	1
3	WIPER, RUBBER 2	551704	1
4	BAR, CLAMPING 1	551705-1	2
5	BOLT, M6X25-5.8 HEX HEAD FULL THREAD ZINC	F81001-3	6
6	WASHER, 6.4 FLAT ZINC	F81053-1	10
7	NUT, M6-8-B HEX NYLON ZINC LOCK	F81031-2	10
8	GUARD, RUBBER SEALING	551706	1
9	BAR, CLAMPING 2	551707-1	1
10	BOLT, M6X20-8.8 HEX HEAD FULL THREAD ZINC	F81001-2	4

SECTION 11 CONTROL PANEL MB

11.1 Control Panel MB. 564201

564201_001
564201



REF	DESCRIPTION (◆ indicates parts available in assemblies only)	PART #	QTY
-	Console	564201	1
1	STAND, LT20/40/LES/EG300/TVS CONTROL BOX	501651-1	1
2	CONTROL BOX, TVS	503536-1	1
3	WASHER, 8.4 FLAT ZINC	F81054-1	4
4	WASHER 8,2 SPLIT LOCK ZINC	F81054-4	4
5	BOLT, M8X20 8.8 HEX HEAD FULL THREAD ZIN	F81002-4	4
6	GASKET, LT20 CONTROL BOX	097132	1

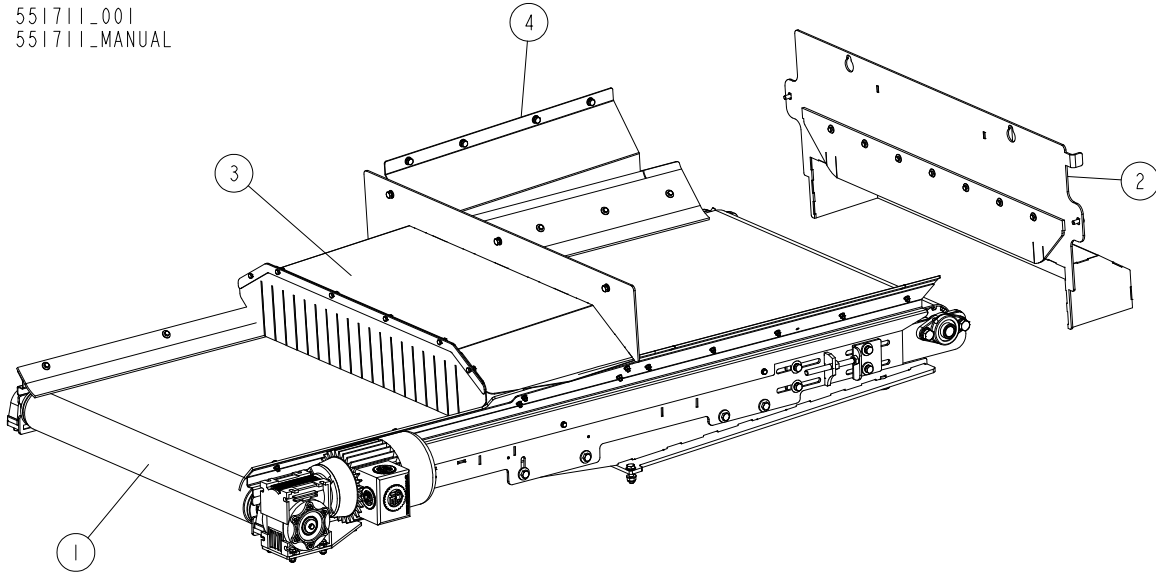
CONTROL PANEL MB*Control Panel MB. 564201*

REF	DESCRIPTION (◆ indicates parts available in assemblies only)	PART #	QTY	
7	FLAT PLATE	542118-1	1	
8	DECAL EG800MB	565531	1	
9	COVER WELDMENT, LT20 COMPLETE	097135-1	1	
10	CAP, SR1086 22.2 HOLE	093544	2	
11	CAP , DP 812 HEJMAN 12.7 DIA. HOLE	086773	6	
12	BOLT, #10-24X1/2 PH PAN HD, TYPE 23	F05015-17	14	
13	SWITCH, M22-WRK	536902	2	
14	START/STOP SWITCH	535451-K	2	
15	MEMBRANE M22-T-DD	090462	1	
16	BUTTON, EMERGENCY STOP	502315	1	
17	POTENTIOMETER LPCPA001	535449	1	
18	CONTROLLER, TBS01	503467	1	
19	SWITCH THREE-POSITION	545714	1	
20	METER DQB48 4-20 MA, 0-100A LUMEL	549017	1	

SECTION 12 WASTE CONVEYOR KIT

12.1 Waste Conveyor Kit 551711

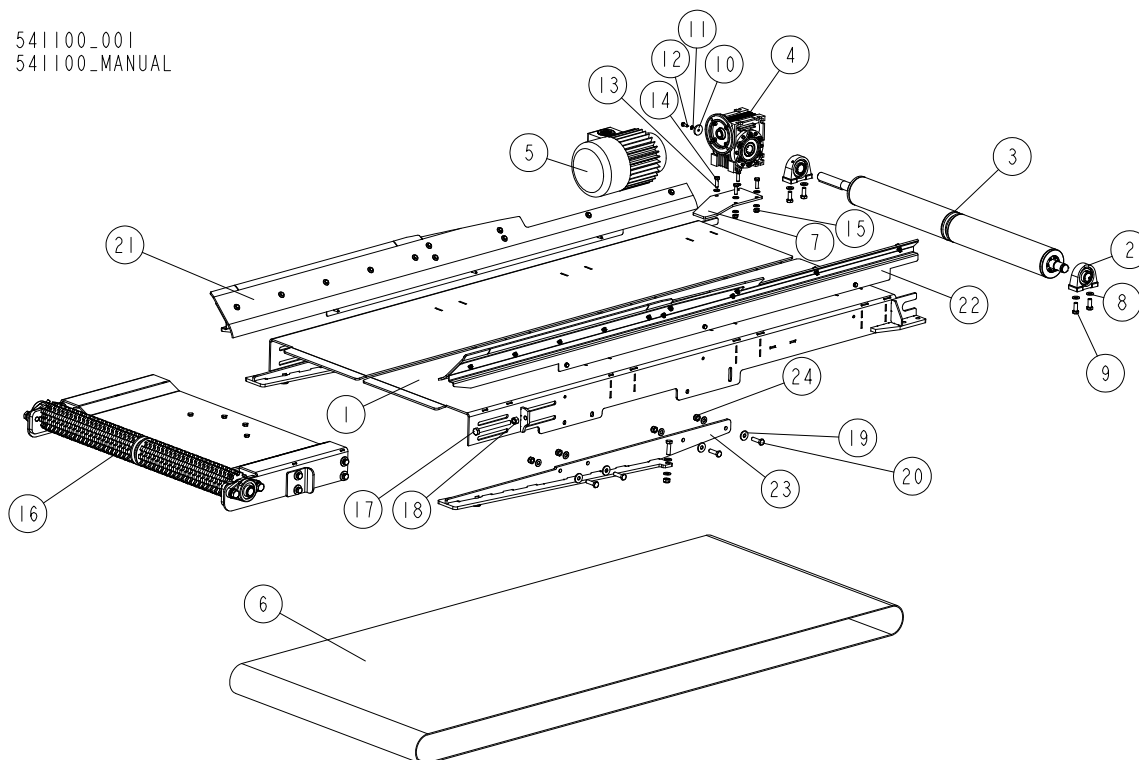
551711_001
551711_MANUAL



REF	DESCRIPTION (◆ indicates parts available in assemblies only)	PART #	QTY
-	WASTE CONVEYOR KIT	551711	1
1	CONVEYOR, WASTE See Section 12.2	541100	1
2	COVER, SIDE 1 - COMPLETE See Section 12.8	541114	1
3	COVER , LEFT - COMPLETE See Section 12.9	542002	1
4	PLATE, COVER - COMPLETE. See Section 12.10	542029	1

12.2 Waste Conveyor 541100

541100_001
541100_MANUAL

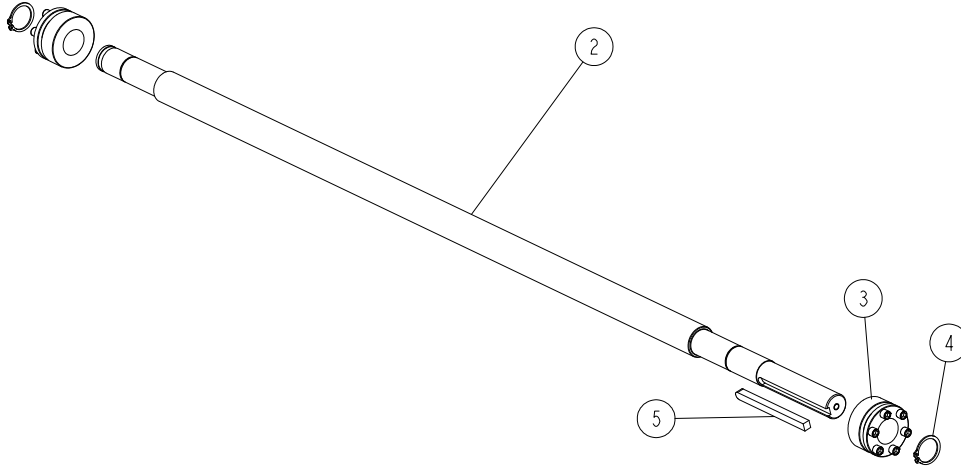


REF	DESCRIPTION (◆ indicates parts available in assemblies only)	PART #	QTY
-	Waste Conveyor	541100	1
1	FRAME, WASTE CONVEYOR	541083-1	1
2	PILOW BLOCK UNIT UCPA 205	525664	2
3	PULLEY, BELT CONVEYOR See Section 12.3	541089	1
-	GEARMOTOR MR-50/19 [0,55-1400-120/19] B8	539199	1
4	GEAR BOX, MR-50 I=30 (120/19)	525186	1
5	MOTOR, SKH 80-8B2, 680RPM/025KW (120/19)	525187	1
6	BELT, TVF1012 EM2 -0+10 BK A FR FMF	541093	1
7	FLAT PLATE	539171-1	1
8	WASHER, 10.5 FLAT ZINC	F81055-1	16
9	BOLT, M10X25-8.8-FE/ZN5	F81003-11	4
10	FLAT PLATE	525928-1	1
11	WASHER, Z 6.1 SPLIT LOCK ZINC	F81053-3	1
12	BOLT, M6 X 16 8.8 HEX HEAD FULL THREAD ZINC	F81001-15	1
13	WASHER, 8.4 FLAT ZINC	F81054-1	8
14	BOLT, M8X25-8.8-B HEX HEAD FULL THREAD ZINC	F81002-5	4
15	NUT, M8-8-B HEX NYLON ZINC LOCK	F81032-2	4
16	BELT TENSIONING ASSEMBLY See Section 12.4	541094	1
17	BOLT, M12X130-8.8 HEX HEAD FULL THREAD ZINC	F81004-55	2
18	NUT, M12-8-B ZINC HEX	F81034-1	2
19	WASHER,10.5 ZINC FLAT SPECIAL	F81055-6	8
20	BOLT,M10X35-8.8 HEX HEAD FULL THREAD ZINC	F81003-17	10
21	GUIDE, WASTE LEFT See Section 12.6	541103	1

REF	DESCRIPTION (◆ indicates parts available in assemblies only)	PART #	QTY	
22	GUIDE, WASTE RIGHT See Section 12.7	541111	1	
23	PLATE, WASTE CONVEYOR MOUNTING	542010-1	2	
24	NUT, M10-8-B HEX NYLON ZINC LOCK	F81033-1	10	

12.3 Belt Conveyor Pulley 541089

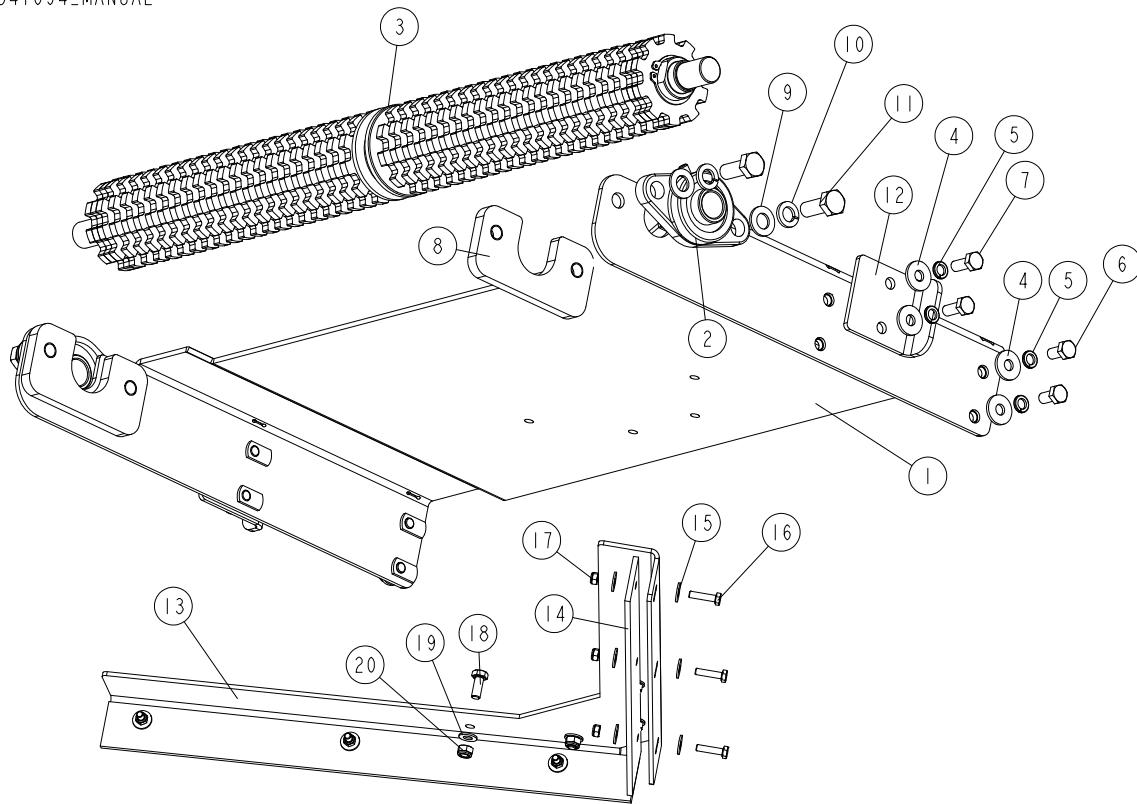
541089_001
541089_MANUAL



REF	DESCRIPTION (◆ indicates parts available in assemblies only)	PART #	QTY	
-	Pulley, Belt Conveyor	541089	1	
1	PULLEY, WELDMENT	541090	1	
2	SHAFT	541092	1	
3	CLAMPING ELEMENT BK13 25/50-34	525912	2	
4	RING, 25Z OUTSIDE RETAINING	F81090-22	2	
5	KEY AB 8X7X100 PARALLEL	525914	1	

12.4 Belt Tensioning Assembly 541094

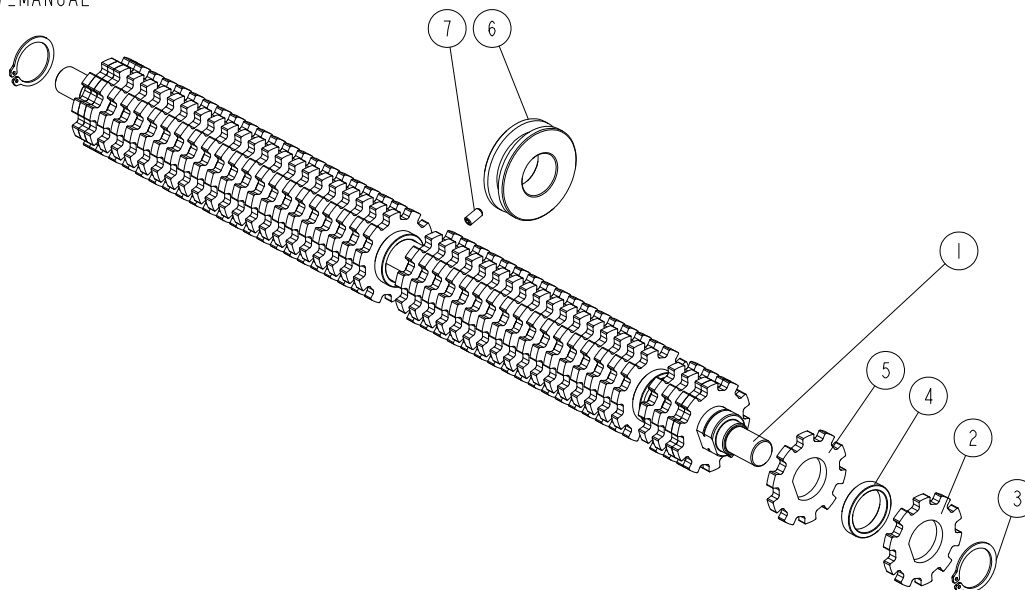
541094_001
541094_MANUAL



REF	DESCRIPTION (◆ indicates parts available in assemblies only)	PART #	QTY
-	Belt Tensioning Assembly	541094	1
1	PLATE, SUPPORT WLDMT/PTD	541095-1	1
2	BEARING, UCFL 205	089124	2
3	PULLEY, TENSIONING See Section 12.5	541097	1
4	WASHER,10.5 ZINC FLAT SPECIAL	F81055-6	8
5	WASHER, 10.2 SPLIT LOCK ZINC	F81055-2	8
6	BOLT, M10X20MM,HEX HEAD,GR 5.8 ZINC	F81003-1	4
7	BOLT, M10 X 25 8.8 HEX HEAD FULL THREAD ZINC	F81003-31	4
8	PLATE, MOUNTING	539194-1	2
9	WASHER, FLAT, M14 BOLT, ZINC	F81057-2	4
10	WASHER, M14 SPLIT LOCK ZINC	F81057-1	4
11	BOLT, M14X35-8.8 ISO 4017 HEX HEAD FULL THREAD ZINC	F81005-1	4
12	PLATE, REST	539195-1	2
13	PLATE, SCRAPER	541101-1	1
14	BAR, WIPER	541102	2
15	WASHER, FLAT ZINC	F81053-11	12
16	BOLT, M6X25-5.8 HEX HEAD FULL THREAD ZINC	F81001-3	6
17	NUT, M6-8-B HEX NYLON ZINC LOCK	F81031-2	6
18	BOLT, M8X20MM,HH,GR 8.8,FULL THREAD ZINC	F81002-1	4
19	WASHER, 8.4 FLAT ZINC	F81054-1	4
20	NUT, M8-8-B HEX NYLON ZINC LOCK	F81032-2	4

12.5 Tensioning Pulley 541097

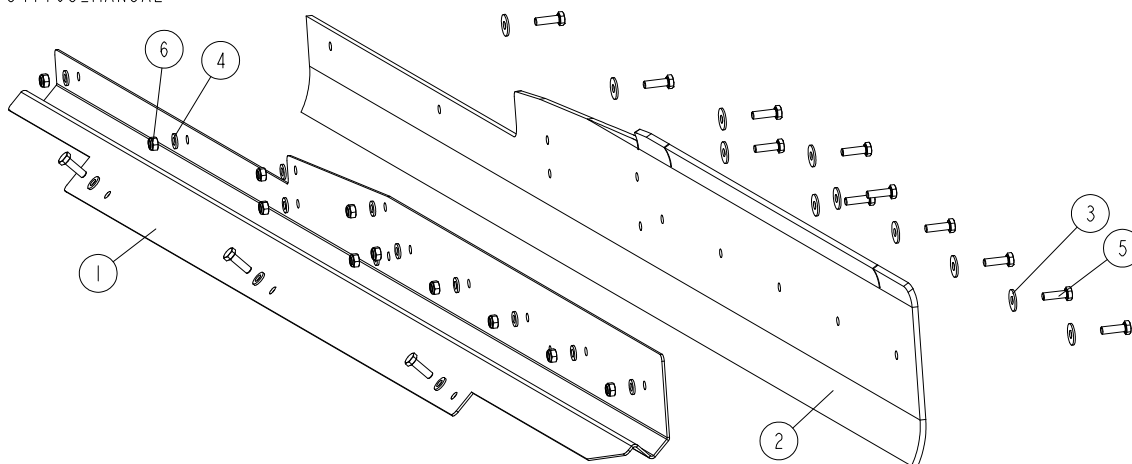
541097_001
541097_MANUAL



REF	DESCRIPTION (◆ indicates parts available in assemblies only)	PART #	QTY
-	Pulley, Tensioning	541097	1
1	SHAFT	541098	1
2	SEGMENT, PULLEY 1	541099-1	10
3	RING, Z 40 OUTSIDE RETAINING	F81090-33	2
4	BUSHING, 40,2/50-10	539188-1	42
5	SEGMENT, PULLEY 2	539200-1	36
6	PULLEY	539201-1	1
7	SCREW, M8X16 DIN 916/ ISO 4035 SET	F81002-102	1

12.6 Waste Guide, Left 541103

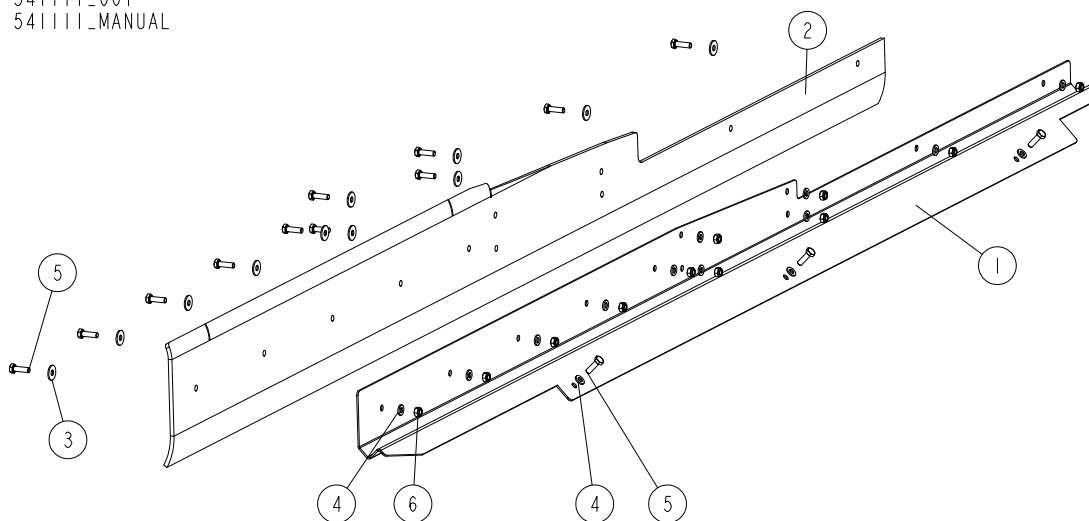
541103_001
541103_MANUAL



REF	DESCRIPTION (◆ indicates parts available in assemblies only)	PART #	QTY	
-	Guide, Waste Left	541103	1	
1	PLATE, RIGHT WASTE GUIDE	541104-1	1	
2	SEAL, RUBBER 1	541109	1	
3	WASHER, FLAT ZINC	F81053-11	11	
4	WASHER, 6.4 FLAT ZINC	F81053-1	14	
5	BOLT, M6X20-8.8 HEX HEAD FULL THREAD ZINC	F81001-2	14	
6	NUT, M6-8-B HEX NYLON ZINC LOCK	F81031-2	11	

12.7 Waste Guide Right 541111

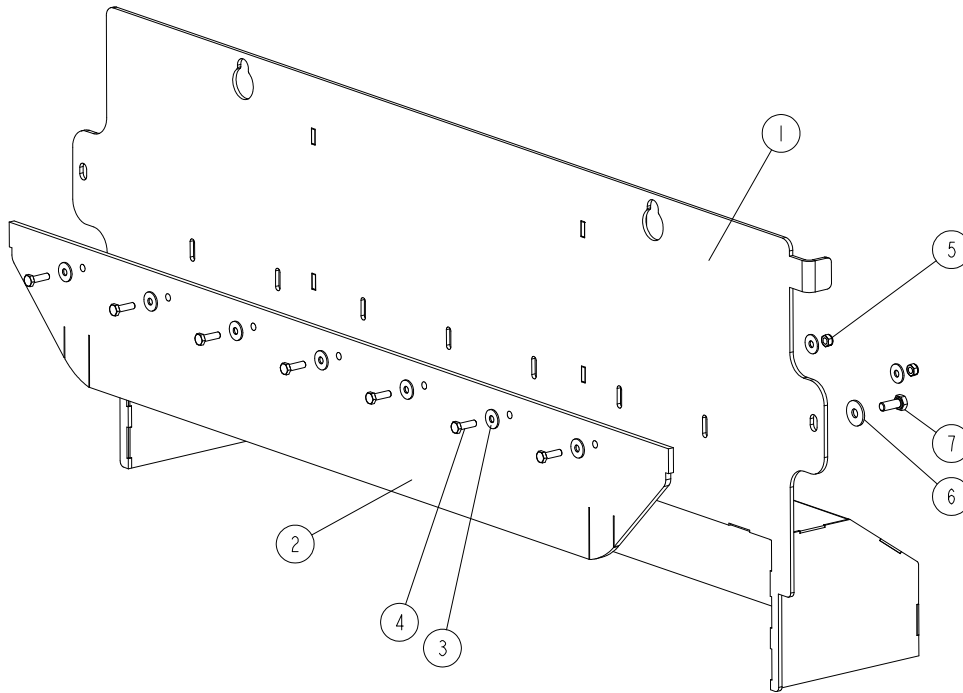
541111_001
541111_MANUAL



REF	DESCRIPTION (◆ indicates parts available in assemblies only)	PART #	QTY	
-	Guide, Waste Right	541111	1	
1	PLATE, WASTE GUIDE RIGHT	541112-1	1	
2	SEAL, RUBBER 1	541109	1	
3	WASHER, FLAT ZINC	F81053-11	11	
4	WASHER, 6.4 FLAT ZINC	F81053-1	14	
5	BOLT, M6X20-8.8 HEX HEAD FULL THREAD ZINC	F81001-2	14	
6	NUT, M6-8-B HEX NYLON ZINC LOCK	F81031-2	11	

12.8 Side Cover, 541114

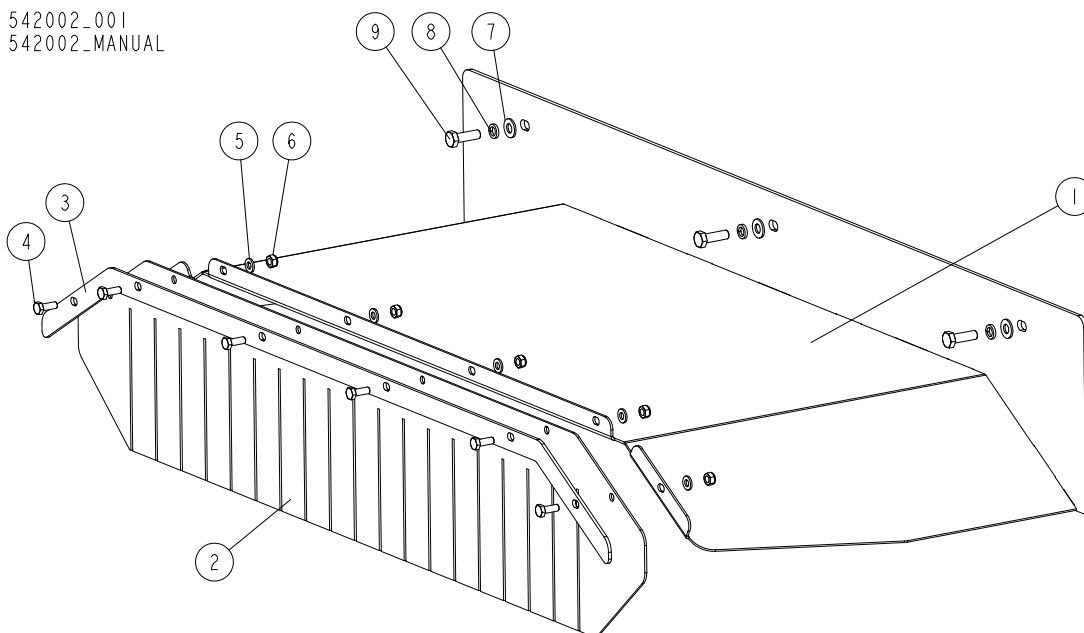
541114_001
541114_MANUAL



REF	DESCRIPTION (◆ indicates parts available in assemblies only)	PART #	QTY	
-	Side Cover 1 - Complete	541114	1	
1	COVER, RIGHT WLDMT/PTD	541116-1	1	
2	SEAL, RUBBER 3	541119	1	
3	WASHER, FLAT ZINC	F81053-11	14	
4	BOLT, M6X20-8.8 HEX HEAD FULL THREAD ZINC	F81001-2	7	
5	NUT, M6-8-B HEX NYLON ZINC LOCK	F81031-2	7	
6	WASHER, .8,5 ZINC FLAT SPECIAL	F81054-11	2	
7	BOLT, M8X20-8.8-B HEX HEAD FULL THREAD ZINC	F81002-4	2	

12.9 Left Cover 542002

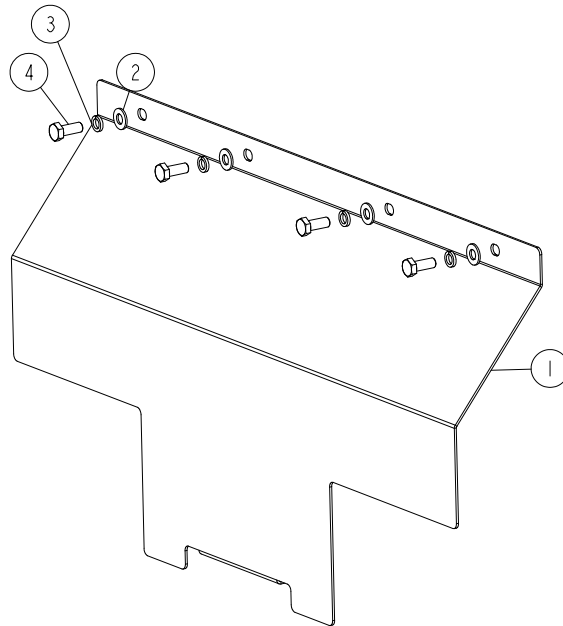
542002_001
542002_MANUAL



REF	DESCRIPTION (◆ indicates parts available in assemblies only)	PART #	QTY
-	Left Cover - Complete	542002	1
1	COVER, LEFT WLDMT/PTD	542003-1	1
2	GUARD, FLEXIBLE	542006	1
3	GUARD	542007-1	1
4	BOLT, M6 X 16 8.8 HEX HEAD FULL THREAD ZINC	F81001-15	6
5	WASHER, 6.4 FLAT ZINC	F81053-1	6
6	NUT, M6-8-B HEX NYLON ZINC LOCK	F81031-2	6
7	WASHER, 8.4 FLAT ZINC	F81054-1	3
8	WASHER 8,2 FE/ZN9	F81054-4	3
9	BOLT, M8X25-8.8-B HEX HEAD FULL THREAD ZINC	F81002-5	3

12.10 Cover Plate 542029

542029_001
542029_MANUAL



REF	DESCRIPTION (◆ indicates parts available in assemblies only)	PART #	QTY	
-	Plate, Cover - Complete	542029	1	
1	PLATE, COVER	542028-1	1	
2	WASHER, 8.4 FLAT ZINC	F81054-1	4	
3	WASHER 8,2 FE/ZN9	F81054-4	4	
4	BOLT, M8X20-8.8-B HEX HEAD FULL THREAD ZINC	F81002-4	4	