

Wood-Mizer®

Replacement Parts Manual

LX450

rev. A2.00



Safety is our #1 concern! Read and understand all safety information and instructions before operating, setting up or maintaining this machine.

Form #804

Table of Contents

Section-Page

SECTION 1	GENERAL INFORMATION	1-1
1.1	How To Use The Parts List	1-1
1.2	Sample Assembly	1-1
SECTION 2	BED FRAME PARTS	2-1
2.1	Sawmill Bed Frame	2-1
2.2	Bed Rail	2-3
2.3	Front Bumpers	2-4
2.4	Mast Locking Bracket, Rear Bumpers and Power Feed Chain	2-5
2.5	Rear Bumpers	2-6
2.6	Mast Locking Bracket	2-7
2.7	Adjustable Leg	2-8
2.8	Manual Log Side Support (Optional)	2-9
2.9	Board Removal Bumper Assembly (Option)	2-10
SECTION 3	SAWMILL MAST	3-1
3.1	Vertical Mast	3-1
3.2	Positive Hydraulic Power Contact	3-4
3.3	Safety Switch	3-5
3.4	Saw Head Travel Limit Switch	3-6
3.5	Transport Safety Bracket	3-7
3.6	Power Feed Drive Assembly	3-8
SECTION 4	SAW HEAD	4-1
4.1	Blade Housing Cover & Drive Guards	4-1
4.2	Blade Housing Cover	4-3
4.3	Vibration Dampening Screw	4-5
4.4	Water Bottle Assembly	4-6
4.5	Water Bottle Assembly	4-8
4.6	Debarker Assembly	4-9
4.7	Debarker	4-10
4.8	Debarker Blade Drive Assembly	4-13
4.9	Saw Head Slide Pads	4-15
4.10	Motor Mount Plate	4-16
4.11	Blade Tensioner Guards	4-17
4.12	Sawdust Chute	4-18
4.13	Blade Tensioner	4-19
4.14	Board Return Assembly	4-20
4.15	LX450 Saw Head Decals	4-21
SECTION 5	BLADE GUIDE ROLLERS & ARM	5-1
5.1	Blade Guide Arm Drive	5-1

Table of Contents

Section-Page

5.2	Blade Guide Roller Assembly, Idle Side	5-3
5.3	Blade Guide Roller, Idle Side	5-4
5.4	Blade Guide Roller, Drive Side	5-5
5.5	Blade Guide Roller, Drive Side	5-6
5.6	Blade Guide Roller	5-7
5.7	Blade Guide Drive Roller	5-8
5.8	Blade Guide Idler Roller	5-9
SECTION 6 BLADE WHEELS & TENSIONER		6-1
6.1	Blade Wheel Assembly, Drive Side	6-1
6.2	Blade Drive Shaft Assembly	6-2
6.3	Blade Wheel Assembly, Idle Side	6-3
6.4	Blade Wheel Adjustment Bolts	6-4
SECTION 7 UP/DOWN SYSTEM		7-1
7.1	Up/Down Drive Assembly	7-1
7.2	Up/Down Drive Assembly	7-3
7.3	Up/Down Shaft Mount Plate	7-4
7.4	Chain Guide Sprocket	7-4
SECTION 8 MOTOR KIT		8-1
8.1	E20, E25 Motor Kit	8-1
8.2	Safety Switch Guard	8-2
8.3	Electrical Cable Retaining Clips	8-3
8.4	Electrical Wire Hanger	8-4
8.5	Control Box Mount	8-5
8.6	Control Box	8-6
8.7	Control Panel	8-7
8.8	Cable Carrier	8-8
8.9	Blade Height Scale Indicator	8-9
8.10	Blade Height Scale	8-10
8.11	E20, E25 Electric Box	8-11
SECTION 9 HYDRAULIC SYSTEM		9-1
9.1	Hydraulic Hoses	9-1
9.2	Hydraulic Box	9-3
9.3	Hydraulic Valve	9-5
9.4	Contact Strip Assembly	9-6
9.5	Chain Log Turner	9-7
9.6	Two-Plane Log Clamp	9-9
9.7	Wide Toe Board Roller	9-11
9.8	Toe Board Roller w/Bracket	9-12

Table of Contents

Section-Page

9.9	Pull-Down Log Clamp	9-13	
9.10	Driven Log Levelling Roller - Left	9-15	
9.11	Roller w/Hydraulic Motor	9-17	
9.12	Log Loader	9-18	
9.13	Log Side Supports	9-20	
9.14	Log Side Support Rollers	9-22	
SECTION 10 OUTFEED TABLES (OPTION)			10-1
10.1	Outfeed Tables	10-1	
10.2	Hydraulic Box Base	10-2	
10.3	Long Table	10-3	
10.4	Table Support	10-4	
10.5	Adjustable Foot	10-5	
SECTION 11 REMOTE SET			11-1
11.1	4-Post Remote Set	11-1	
11.2	Guide Rail Support Post	11-2	
11.3	Guide Rail Support Post	11-4	

SECTION 1 GENERAL INFORMATION

1.1 How To Use The Parts List

- Use the index above to locate the assembly that contains the part you need.
- Go to the appropriate section and locate the part in the illustration.
- Use the number pointing to the part to locate the correct part number and description in the table.
- Parts shown indented under another part are included with that part.
- Parts marked with a diamond (◆) are only available in the assembly listed above the part.

See the sample table below. Sample Part #A01111 includes part F02222-2 and subassembly A03333. Subassembly A03333 includes part S04444-4 and subassembly K05555. The diamond (◆) indicates that S04444-4 is not available except in subassembly A03333. Subassembly K05555 includes parts M06666 and F07777-77. The diamond (◆) indicates M06666 is not available except in subassembly K05555.

1.2 Sample Assembly				
REF.	DESCRIPTION (◆ Indicates Parts Available In Assemblies Only)	PART #	QTY	
	Sample Assembly, Complete (Includes All Indented Parts Below)	A01111	1	
1	Sample Part	F02222-22	1	
	Sample Subassembly (Includes All Indented Parts Below)	A03333	1	
2	Sample Part (◆ Indicates Part Is Only Available With A03333)	S04444-4	1	◆
	Sample Subassembly (Includes All Indented Parts Below)	K05555	1	
3	Sample Part (◆ Indicates Part Is Only Available With K05555)	M06666	2	◆
4	Sample Part	F07777-77	1	

To Order Parts:

- From Europe call our European Headquarters and Manufacturing Facility in Kolo, Poland at **+48-63-2626000**. From the continental U.S., call our toll-free Parts hotline at **1-800-525-8100**. Have your customer number, vehicle identification number, and part numbers ready when you call. From other international locations, contact the Wood-Mizer distributor in your area for parts.

Office Hours:

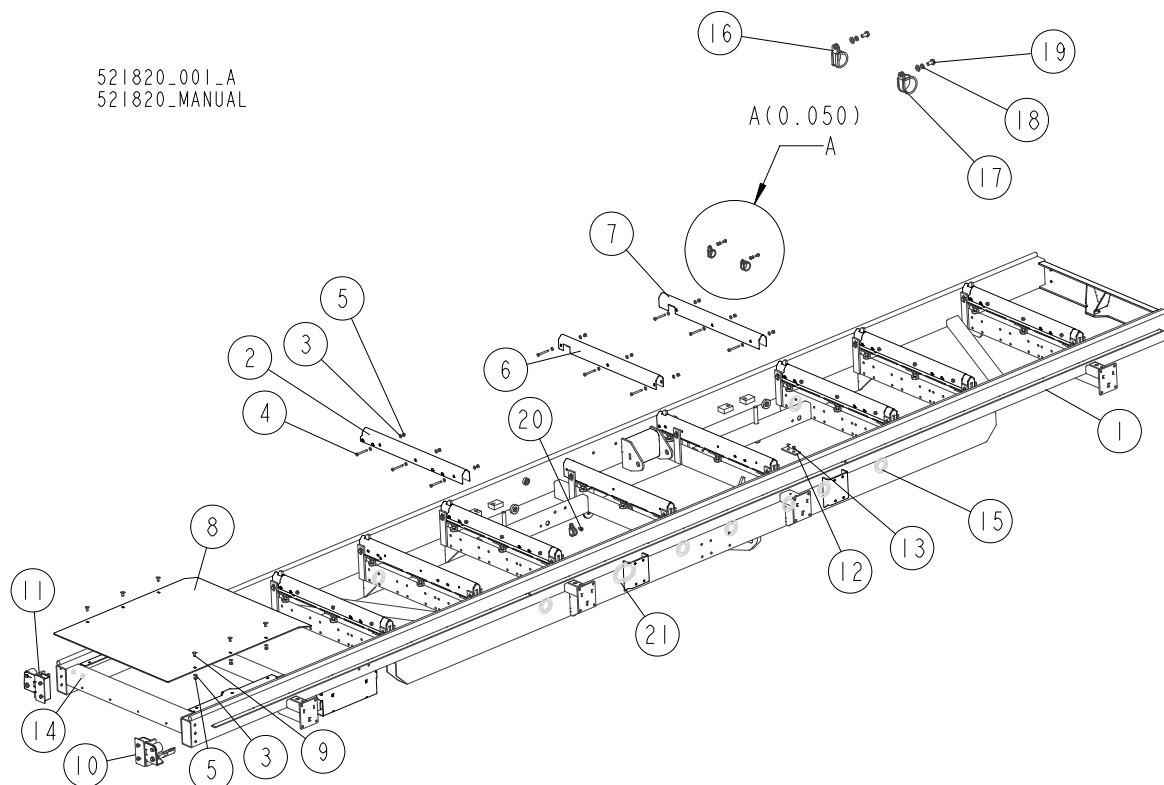
Country	Monday - Friday	Saturday	Sunday
Poland	7-15	Closed	Closed
US	8 a.m.- 5 p.m.	8 a.m.- 12 p.m.	Closed



CAUTION! It is strongly recommended that only original spare parts be used.

SECTION 2 BED FRAME PARTS

2.1 Sawmill Bed Frame



REF.	DESCRIPTION (◆ Indicates Parts Available in Assemblies Only)	PART #	QTY	QTY
-	FRAME, LX450S BED - COMPLETE	525210	1	-
-	FRAME, LX450M BED - COMPLETE	521820	-	1
1	FRAME WELDMENT, LX450 "S"	525220-1	1	-
	FRAME WELDMENT, LX450 "M"	518830-1	-	1
2	COVER, LX450 BED RAIL	521416	6	6
3	WASHER, 8.4 FLAT ZINC	F81054-1	55	61
4	BOLT, M8X70-8.8 HEX HEAD ZINC	F81002-71	21	24
5	NUT, M8 8 HEX NYLON ZINC LOCK	F81032-2	30	33
6	COVER, LX450 SHORT BED RAIL	521201	1	1
7	COVER, LX450 BED RAIL (BEHIND THE LOG TURNER)	521187	1	1
8	PLATE, LX450 HYDRAULIC BOX COVER	518934-1	1	1
9	BOLT, M8X20-8.8 CARRIAGE ZINC	F81002-11	9	9
10	BUMPER, FRONT RIGHT - COMPLETE See Section 2.3	521430	1	1
11	BUMPER, FRONT LEFT - COMPLETE See Section 2.3	521423	1	1
12	PLATE, PROTECTIVE	520096	8	8
13	SCREW, M6X12-10.9 FLAT SOCKET HEAD CAP ZINC	F81001-54	16	16
14	GROMMET, 3/8" DIA. RUBBER	025248	2	2
15	GROMMET, 55MM DIA. RUBBER	085614	8	8
16	CLIP, RSGU 1.30/20 W1 RETAINING	F81087-1	5	5
17	CLIP, RSGU 1.42/20 W1 RETAINING	F81087-3	1	1
18	WASHER, 8.2 SPLIT LOCK ZINC	F81054-4	4	4

BED FRAME PARTS
Sawmill Bed Frame **2**

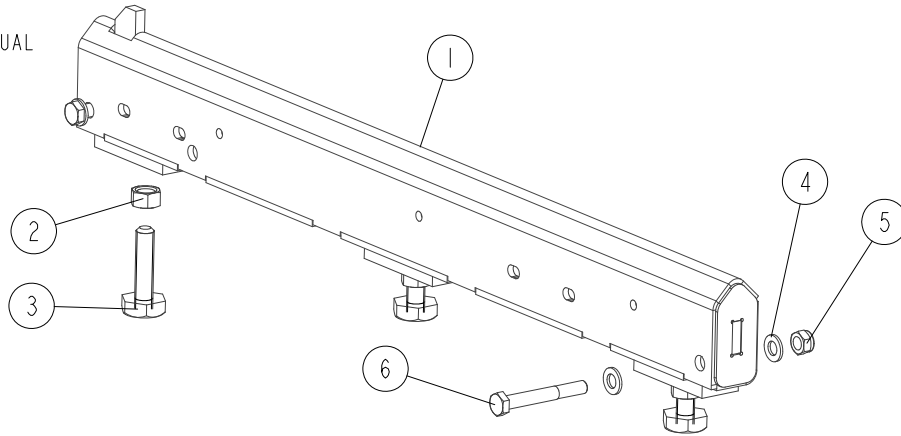
REF.	DESCRIPTION (◆ Indicates Parts Available in Assemblies Only)	PART #	QTY	QTY
19	BOLT, M8X16-8.8-B HEX HEAD FULL THREAD ZINC	F81002-20	4	4
20	BOLT, 5/16-18 X 3/4 SELF-TAPPING	F05015-30	2	2
21	GROMMET, 72X122 RUBBER	523667	1	1

2 BED FRAME PARTS

Bed Rail

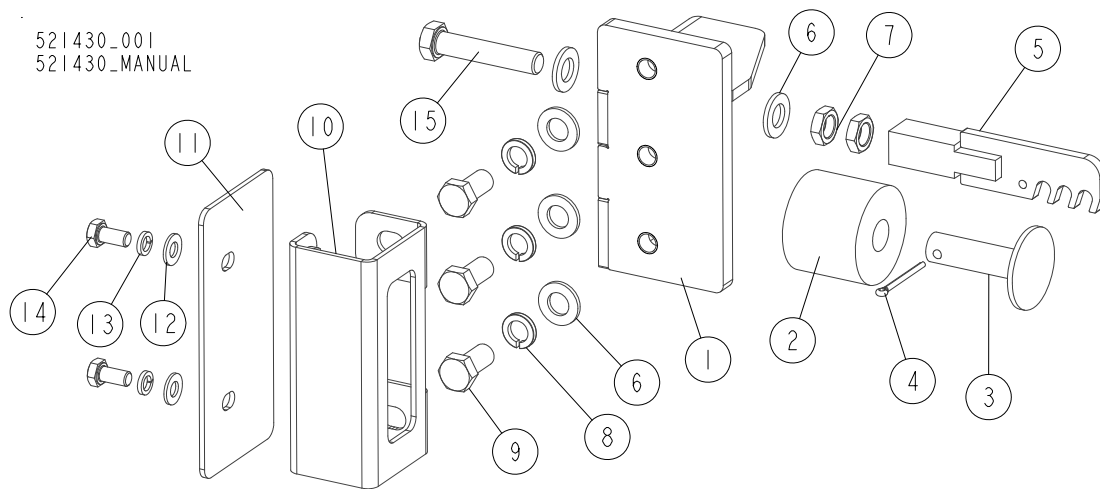
2.2 Bed Rail

522200_005
522200_MANUAL



REF.	DESCRIPTION (◆ Indicates Parts Available in Assemblies Only)	PART #	QTY
1	RAIL, LX450 BED	521183	1
	M16 BOLT W/NUT	516629	3
2	NUT, M16 5.8 HEX	F81036-5	1
3	BOLT, M16	505006	1
4	WASHER, 13 FLAT ZINC	F81056-1	4
5	NUT, M12 8 HEX NYLON ZINC LOCK	F81034-2	2
6	BIOLT, M12X90 8.8 HEX HEAD ZINC	F81004-2	2

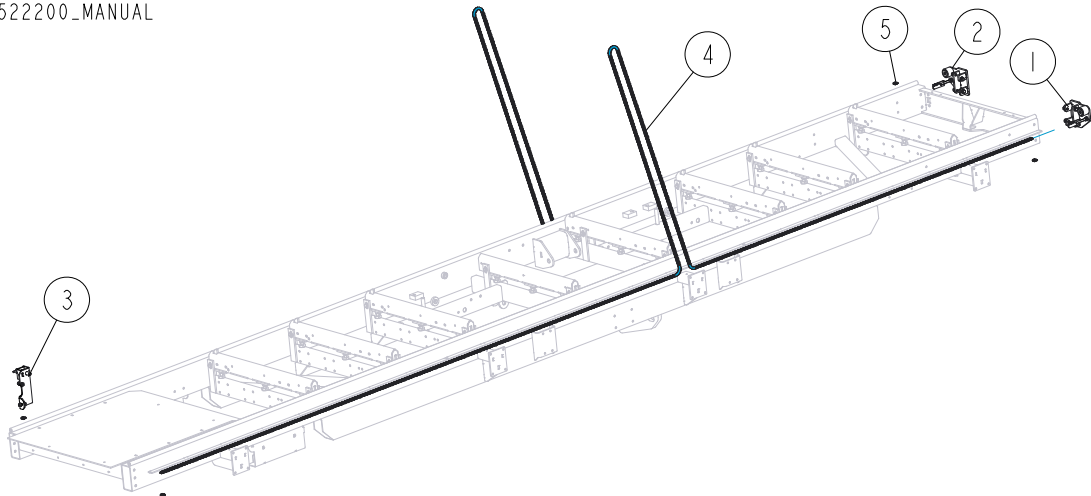
2.3 Front Bumpers



REF.	DESCRIPTION (◆ Indicates Parts Available in Assemblies Only)	PART #	QTY	QTY
	BUMPER, FRONT RIGHT - COMPLETE	521430	1	-
	BUMPER, FRONT LEFT - COMPLETE	521423	-	1
1	BRACKET, REAR BUMPER - LEFT	519055-1	1	-
	BRACKET, REAR BUMPER - LEFT	519054-1	-	1
2	BUSHING, 11/16X2 1/8X1 3/4 RUBBER	P12165	1	1
3	MOUNT WELDMENT, RUBBER BUSHING	086182-1	1	1
4	PIN, S-ZN 4X25 COTTER	F81043-2	1	1
5	BRACKET, POWER FEED CHAIN HOOK - FRONT	521422-1	1	1
6	WASHER, 13 FLAT ZINC	F81056-1	5	5
7	NUT, M12-04-A THIN	F81034-6	2	2
8	WASHER, Z12.2 SPLIT LOCK ZINC	F81056-2	3	3
9	BOLT, M12X25-8.8 HEX HEAD FULL THREAD ZINC	F81004-31	3	3
10	BRACKET, TUBE CAP	519223-1	1	1
11	PLATE, 154X74X3 TUBE CAP	519225-1	1	1
12	WASHER, 8.4 FLAT ZINC	F81054-1	2	2
13	WASHER, 8.2 SPLIT LOCK ZINC	F81054-4	2	2
14	BOLT, M8X16-8.8-B HEX HEAD FULL THREAD ZINC	F81002-20	2	2
15	BOLT, M12X60-8.8 HEX HEAD FULL THREAD ZINC	F81004-51	1	1

2.4 Mast Locking Bracket, Rear Bumpers and Power Feed Chain

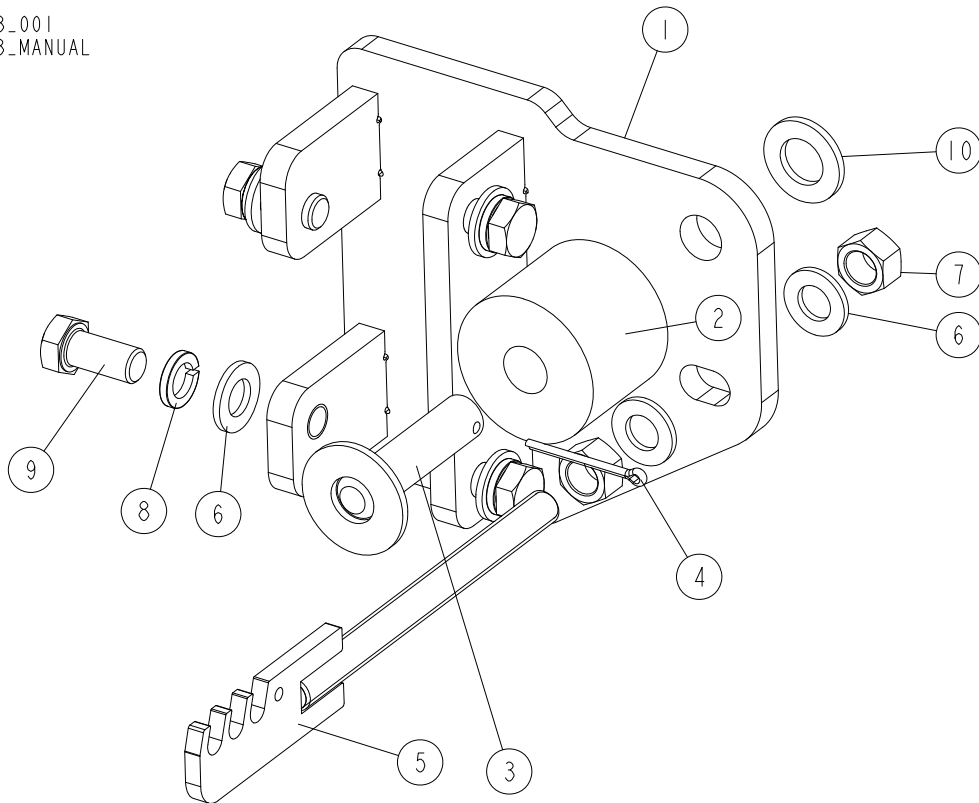
522200_001_A
522200_MANUAL



REF.	DESCRIPTION (◆ Indicates Parts Available in Assemblies Only)	PART #	QTY
	LX450M CE EQUIPMENT PARTS	521821	1
1	BUMPER, REAR RIGHT - COMPLETE See Section 2.5	525203	1
2	BUMPER, REAR LEFT - COMPLETE See Section 2.5	525201	1
3	BRACKET, LX450 MAST LOCK - COMPLETE See Section 2.6	520413	1
	CHAIN, LX450 POWER FEED - COMPLETE	521413	2
4	CHAIN, 08B-1 799-LINK L=10147 3 MM	519829	1
5	LINK, 08B-1PZ MASTER	091625	2

2.5 Rear Bumpers

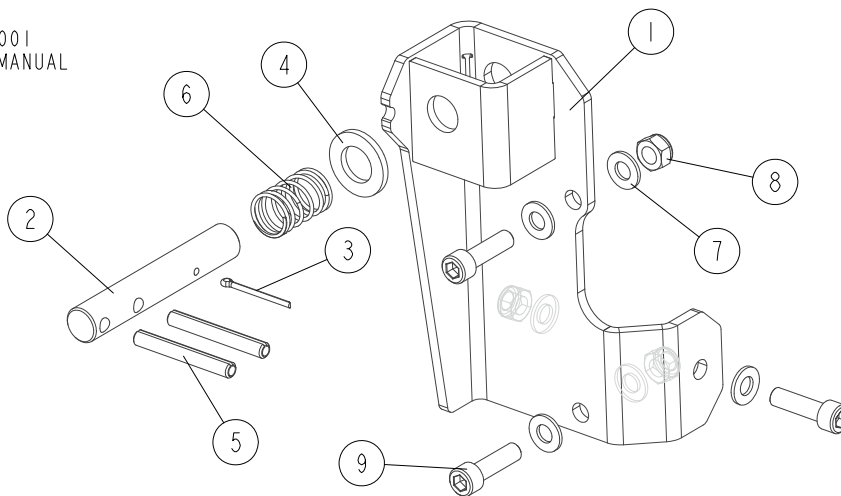
525203_001
525203_MANUAL



REF.	DESCRIPTION (◆ Indicates Parts Available in Assemblies Only)	PART #	QTY	QTY
	BUMPER, LEFT REAR - COMPLETE	525201	1	-
	BUMPER, RIGHT REAR - COMPLETE	525203	-	1
1	BRACKET, REAR BUMPER - LEFT	525199-1	1	-
	BRACKET, REAR BUMPER - RIGHT	525202-1	-	1
2	BUSHING, 11/16X2 1/8X1 3/4 RUBBER	P12165	1	1
3	MOUNT WELDMENT, RUBBER BUSHING	086182-1	1	1
4	PIN, S-ZN 4X25 COTTER ZINC	F81043-2	1	1
5	BRACKET, POWER FEED CHAIN HOOK	517895-1	1	1
6	WASHER, 13 FLAT ZINC	F81056-1	6	6
7	NUT, M12-8-B HEX ZINC	F81034-1	2	2
8	WASHER, Z12.2 SPLIT LOCK ZINC	F81056-2	4	4
9	BOLT, M12X25-8.8 HEX HEAD FULL THREAD ZINC	F81004-31	4	4
10	BRACKET, TUBE CAP	519223-1	1	1
11	PLATE, 154X74X3 TUBE CAP	519225-1	1	1
12	WASHER, 8.4 FLAT ZINC	F81054-1	2	2
13	WASHER, 8.2 SPLIT LOCK ZINC	F81054-4	2	2
14	BOLT, M8X16-8.8-B HEX HEAD FULL THREAD ZINC	F81002-20	2	2

2.6 Mast Locking Bracket

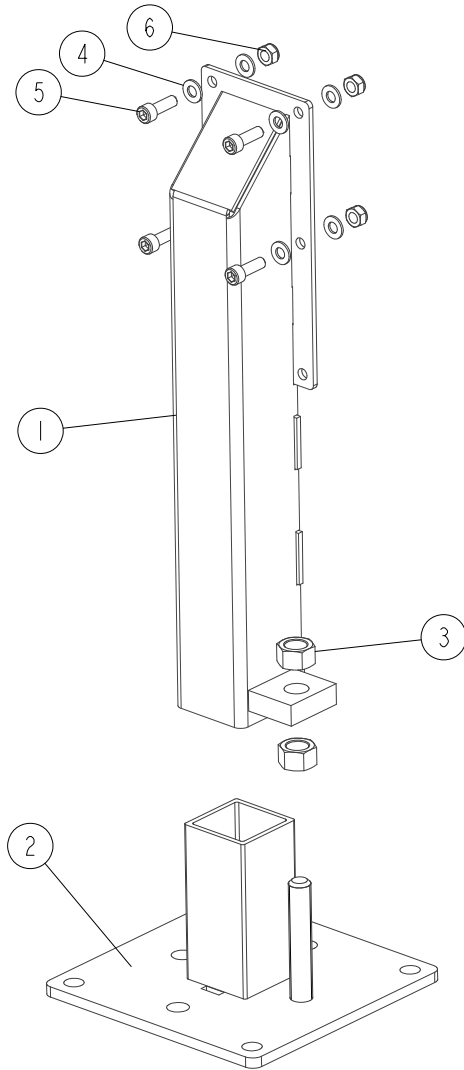
520413_001
520413_MANUAL



REF.	DESCRIPTION (◆ Indicates Parts Available in Assemblies Only)	PART #	QTY
	BRACKET, LX450 MAST LOCK - COMPLETE	520413	1
1	BRACKET WELDMENT, MAST LOCK	520411	1
2	PIN, 20X121 ZINC-PLATED	520412-1	1
3	PIN, S-ZN 4X25 COTTER ZINC	F81043-2	1
4	WASHER, 21 FLAT ZINC	F81059-2	1
5	PIN, 8X65 ROLL ZINC	F81046-1	2
6	SPRING, 21X38X2 ZINC-PLATED	087040	1
7	WASHER, 10.5 FLAT ZINC	F81055-1	6
8	NUT, M10-8-B HEX NYLON ZINC LOCK	F81033-1	3
9	SCREW, M10X35-8.8 HEX SOCKET HEAD CAP ZINC	F81003-56	3

2.7 Adjustable Leg

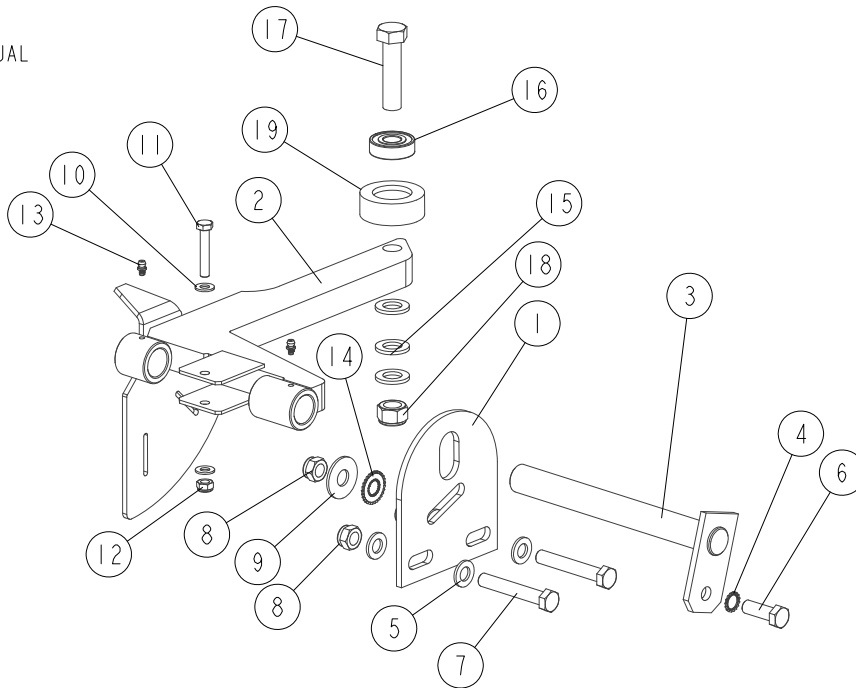
520095_001
520095_MANUAL



REF.	DESCRIPTION (◆ Indicates Parts Available in Assemblies Only)	PART #	QTY
	LEG, LX450 ADJUSTABLE	520095	1
1	LEG WELDMENT, LX450	521817-1	1
2	BASE WELDMENT, LX450 LEG	512225-1	1
3	NUT, M20-8 HEX ZINC	F81037-1	2
4	WASHER, 10.5 FLAT ZINC	F81055-1	8
5	SCREW, M10X30 8.8 HEX SOCKET HEAD CAP ZINC	F81003-110	4
6	NUT, M10-8-B HEX NYLON ZINC LOCK	F81033-1	4

2.8 Manual Log Side Support (Optional)

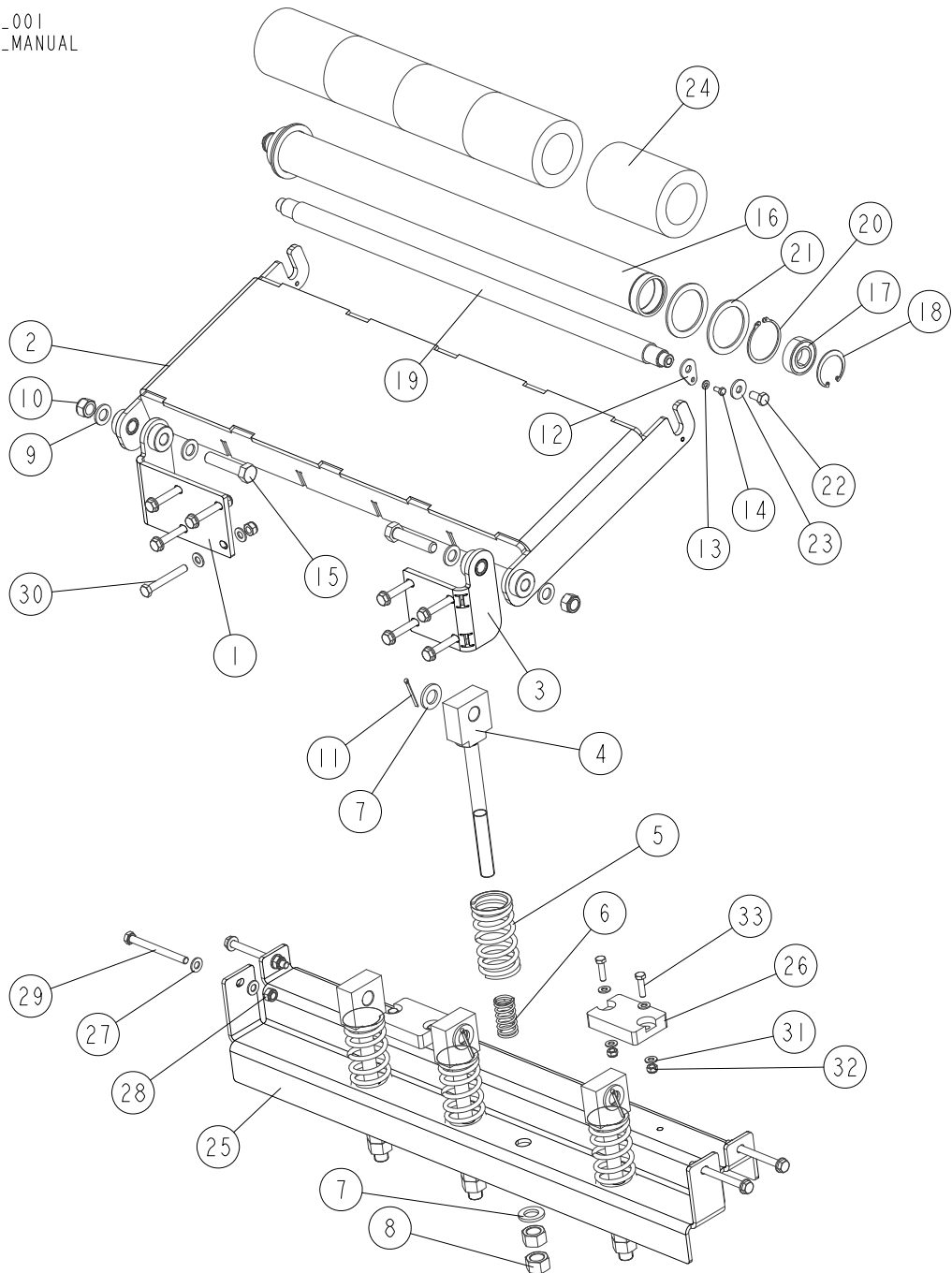
519043_001
519043_MANUAL



REF.	DESCRIPTION (◆ Indicates Parts Available in Assemblies Only)	PART #	QTY
	SUPPORT, LX450 MANUAL LOG SIDE	519043	1
	SUPPORT, LT20B LOG SIDE	500960	1
1	PLATE, SIDE SUPPORT MOUNT	091591-1	1
2	SUPPORT, SIDE W/COVER	099785-1	1
3	PIN, LOG SIDE SUPPORT ZINC-PLATED	091549-1	1
4	WASHER, BN781 M12/13 EXTERNALLY SERRATED	F81056-16	1
5	WASHER, 13 FLAT ZINC	F81056-1	4
6	BOLT, M12X35 8.8 HEX HEAD FULL THREAD ZINC	F81004-24	1
7	BOLT, M12X75-8.8 HEX HEAD ZINC	F81004-21	2
8	NUT, M12 8 HEX NYLON ZINC LOCK	F81034-2	3
9	WASHER, 15 SPECIAL FLAT ZINC	F81057-3	1
10	WASHER, 8.4 FLAT ZINC	F81054-1	2
11	BOLT, M8X45-8.8 HEX HEAD FULL THREAD ZINC	F81002-14	1
12	NUT, M8 8 HEX NYLON ZINC LOCK	F81032-2	1
13	FITTING, 3/16X3/16 STRAIGHT GREASE	P04107	2
14	WASHER, BN781 M12/13 EXTERNALLY SERRATED	F81056-17	1
15	WASHER, 17 SPLIT LOCK ZINC	F81058-1	3
16	BEARING, 6203 2RSP6- 5/8 CX	095087	1
17	BOLT, M16x65-8.8-B HEX HEAD FULL THREAD ZINC	F81006-1	1
18	NUT, M16-8 HEX NYLON ZINC LOCK	F81036-2	1
19	ROLLER, FLIP DOG	015015	1

2.9 Board Removal Bumper Assembly (Option)

521220_001
521220-MANUAL



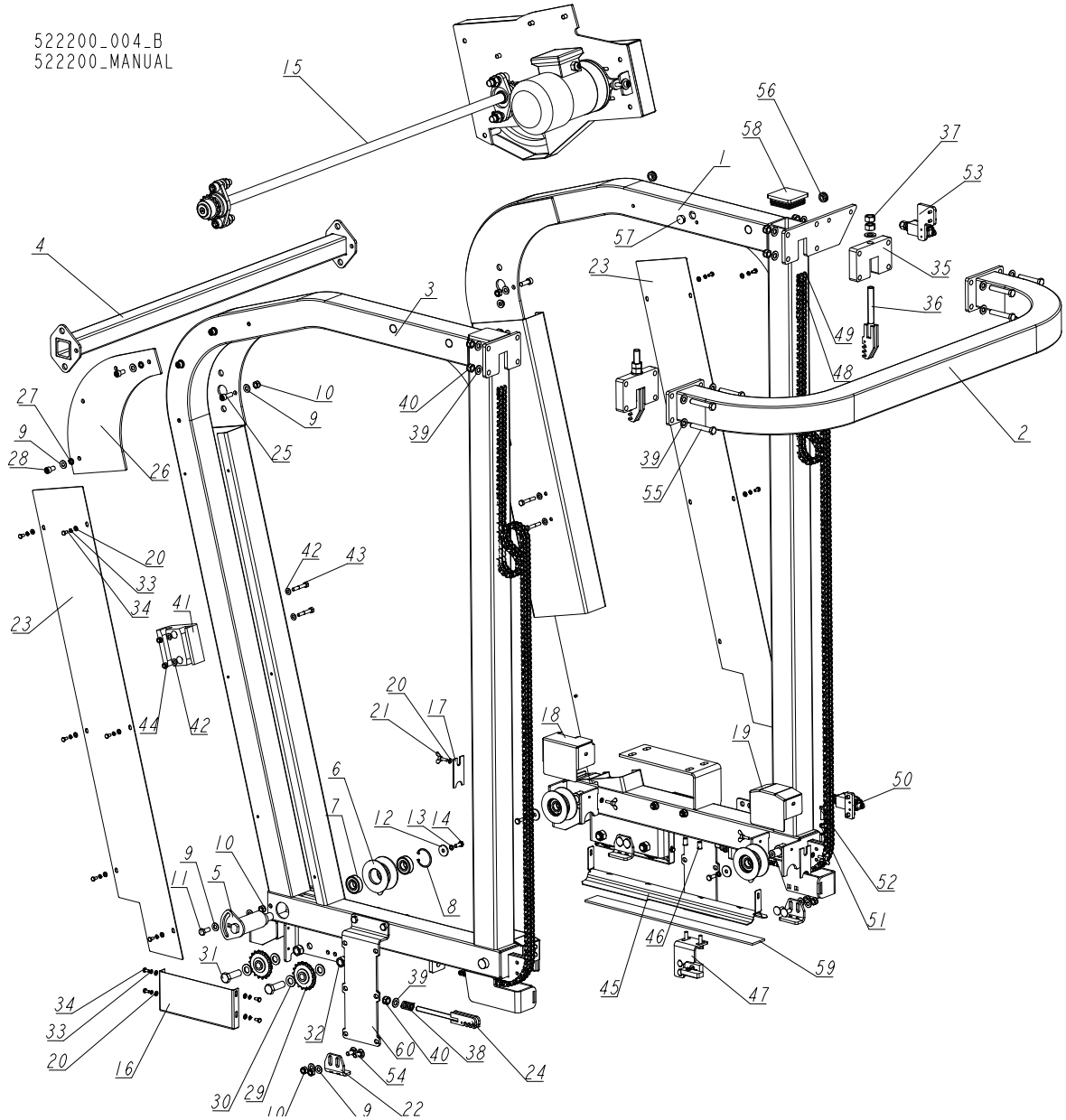
REF.	DESCRIPTION (◆ Indicates Parts Available in Assemblies Only)	PART #	QTY
-	BUMPER ASSEMBLY, LX450 BOARD REMOVAL	521220	1
1	BRACKET, LEFT	521216-1	1
2	PLATE WELDMENT, BOARD REMOVAL BUMPER	509547-1	1
3	BRACKET, RIGHT	521214-1	1
4	ROD WELDMENT, BUMPER SPRING	510818-1	4
5	SPRING, 110X46X6.5 CUSHION	510815	4
6	SPRING, 60X23X3	088992	4

BED FRAME PARTS*Board Removal Bumper Assembly (Option)*

REF.	DESCRIPTION (◆ Indicates Parts Available in Assemblies Only)	PART #	QTY	
7	WASHER, 21 FLAT ZINC	F81059-2	8	
8	NUT, M20-8 HEX ZINC	F81037-1	8	
9	WASHER, 17 SPLIT LOCK ZINC	F81058-1	4	
10	NUT, M16-8 HEX NYLON ZINC LOCK	F81036-2	2	
11	PIN, S-ZN-4X45 COTTER	F81043-22	4	
12	WASHER, WM4000 ROLLER MOUNTING	510874-1	2	
13	WASHER, 6.4 FLAT ZINC	F81053-1	2	
14	BOLT, M6X12 8.8 HEX HEAD FULL THREAD ZINC	F81001-7	2	
15	BOLT, M16X75-8.8-B HEX HEAD FULL THREAD ZINC	F81006-10	2	
-	ROLLER W/RUBBER BUSHING	514758	1	
-	ROLLER, LT300	091782-1	1	
16	TUBE, LT70AHDE30S ROLLER	091781	1	
17	BEARING, 6205 2RS BALL	091804	2	
18	RING, W52 INSIDE RETAINING	091805	2	
19	SHAFT, LT70AHDE30S ROLLER	091793	1	
20	RING, Z60 OUTSIDE RETAINING	F81090-62	2	
21	RING, 61/80X3 SPACER	515895	4	
22	BOLT, M10X20-5.8 HEX HEAD FULL THREAD ZINC	F81003-1	2	
23	WASHER, 10.5 SPECIAL FLAT ZINC	F81055-6	2	
24	ROLLER, RUBBER	517493	5	
25	BRACKET, SPRING MOUNT	521218-1	1	
26	BUMPER, GRENE 70 3201 0010 RUBBER	094969	2	
27	WASHER, 10.5 FLAT ZINC	F81055-1	24	
28	NUT, M10-8-B HEX NYLON ZINC LOCK	F81033-1	12	
29	BOLT, M10X110-8.8 HEX HEAD ZINC	F81003-43	4	
30	BOLT, M10X75-8.8 HEX HEAD ZINC	F81003-15	8	
31	WASHER, 8.4 FLAT ZINC	F81054-1	8	
32	NUT, M8-8-B HEX NYLON ZINC LOCK	F81032-2	4	
33	BOLT, M8X30 8.8 HEX HEAD FULL THREAD ZINC	F81002-7	4	

SECTION 3 SAWMILL MAST

3.1 Vertical Mast



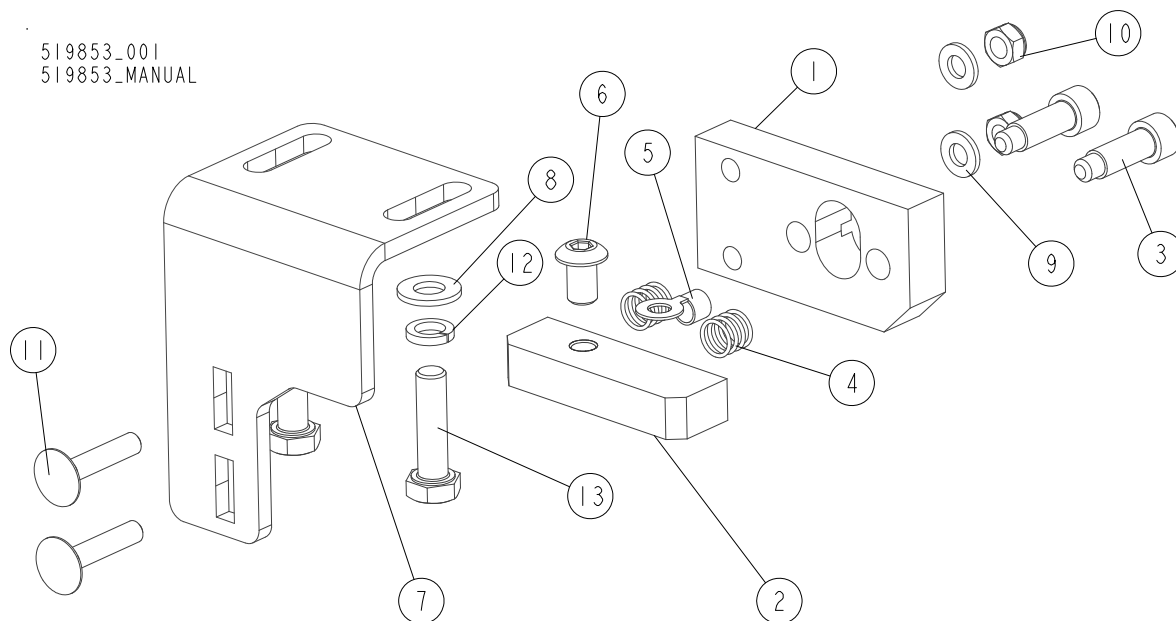
REF.	DESCRIPTION (◆ Indicates Parts Available in Assemblies Only)	PART#	QTY
-	MAST, LX450 SAWMILL - COMPLETE	518888	1
1	TUBE WELDMENT, MAST LEFT SIDE	518861-1	1
2	TUBE WELDMENT, MAIN CONNECTOR	518866-1	1
3	TUBE WELDMENT, MAST RIGHT SIDE	518867-1	1
4	TUBE WELDMENT, MAST CONNECTION	518864-1	1
5	ROLLER, LX450 ADJUSTMENT - COMPLETE	519421-1	1
-	ROLLER, MAST - COMPLETE	519418	4
6	ROLLER, GUIDE	519628	1
7	BEARING, 6204 2RS CX ROLLING	088447	2
8	RING, W 47 INSIDE RETAINING	089653	1

REF.	DESCRIPTION (◆ Indicates Parts Available in Assemblies Only)	PART#	QTY
9	WASHER, 10.5 FLAT ZINC	F81055-1	17
10	NUT, M10-8-B HEX NYLON ZINC LOCK	F81033-1	11
11	BOLT, M10X25 8.8 HEX HEAD FULL THREAD ZINC	F81003-11	1
12	WASHER, 9/30-3	521647-1	4
13	WASHER, 8.2 SPLIT LOCK ZINC	F81054-4	4
14	BOLT, M8X20 5.8 HEX HEAD FULL THREAD ZINC	F81002-1	4
15	DRIVE ASSEMBLY, POWER FEED See Section 3.6	519423	1
16	GUARD, POWER FEED SPROCKET	519619-1	2
17	WIPER, TOP RAIL	M04113	4
18	GUARD, ROLLER	519425-1	2
19	GUARD, ROLLER	521800-1	2
20	WASHER, 6.4 FLAT ZINC	F81053-1	28
21	SCREW, M6X20 DIN-316/BN-276 ZINC WING	F81001-58	8
22	PLATE, LOCKING	519426-1	4
23	COVER, MAST OUTSIDE	519427-1	2
24	TENSIONER, UP/DOWN CHAIN ZINC-PLATED	519428-1	2
25	SCREW, M10X30 8.8 HEX SOCKET HEAD CAP ZINC	F81003-110	2
26	COVER	519812-1	1
27	WASHER, Z 10.2 SPLIT LOCK ZINC	F81055-2	4
28	SCREW, M10X20 8.8 HEX SOCKET HEAD CAP ZINC	F81003-108	4
29	SPROCKET, Z=18 LARGE	088700	4
30	WASHER, 17 SPLIT LOCK ZINC	F81058-1	10
31	BOLT, M16X50-8.8 HEX HEAD FULL THREAD ZINC	F81006-38	4
32	NUT, M16-8 HEX NYLON ZINC LOCK	F81036-2	4
33	WASHER, Z 6.1 SPLIT LOCK ZINC	F81053-3	20
34	BOLT, M6X12 8.8 HEX HEAD FULL THREAD ZINC	F81001-7	20
35	PLATE, MOUNTING	519879-1	2
36	TENSIONER, 08B-2	519880-1	2
37	NUT, M16-8 HEX ZINC	F81036-1	4
38	SPRING, 14X30XN3.2	090797	2
39	WASHER, 13 FLAT ZINC	F81056-1	26
40	NUT, M12 8 HEX NYLON ZINC LOCK	F81034-2	14
41	BRACKET, CHAIN GUIDE	519943	2
42	WASHER, 8.4 FLAT ZINC	F81054-1	12
43	BOLT, M8x50-8.8 HEX HEAD ZINC	F81002-10	4
44	NUT, M8 8 HEX NYLON ZINC LOCK	F81032-2	6
45	MOUNT WELDMENT, ELECTRIC BOX	519878-1	1
46	BOLT, M12X40-8.8 HEX HEAD FULL THREAD ZINC	F81004-4	4
47	COVER, TRACK RAIL	522292-1	2
48	CAP, 80X80 GR 2-4 #111227 TUBE END	089644	2
49	NUT, M8 2.0-4.5 STAINLESS STEEL RIVET	F81032-10	2
50	CONTACT ASSEMBLY, LX450 POSITIVE HYDRAULIC POWER See Section 3.2	519853	1
-	CHAIN, UP/DOWN - COMPLETE	519837	2
51	CHAIN, 08B-2 IWIS (175-LINK) L=2222.5	519562	1
52	LINK, 08B-2 CONNECTING	516854	2
53	SWITCH, SAFETY W/MOUNT PLATE See Section 3.3	094227	1

REF.	DESCRIPTION (◆ Indicates Parts Available in Assemblies Only)	PART#	QTY	
54	NUT, M8-8-B HEX ZINC	F81032-1	1	
55	BOLT, M8X30-5.8-B HEX HEAD FULL THREAD ZINC	F81002-2	1	
56	SWITCH, LX450 SAW HEAD TRAVEL UPPER LIMIT - COMPLETE See Section 3.4	521037	1	
57	BOLT, Z M10X25-8.8 CARRIAGE ZINC	F81003-59	8	
58	BOLT, M12X70-8.8 HEX HEAD ZINC	F81004-39	8	
59	BOLT, M8X25-8.8-B HEX HEAD FULL THREAD ZINC	F81002-5	2	
60	GROMMET, 20/13 RUBBER	086188	2	
61	PLUG, 20.6 HEYMAN DP-812 HOLE	086811	8	
62	BRACKET, TRANSPORT SAFETY - COMPLETE See Section 3.5	522194	2	

3.2 Positive Hydraulic Power Contact

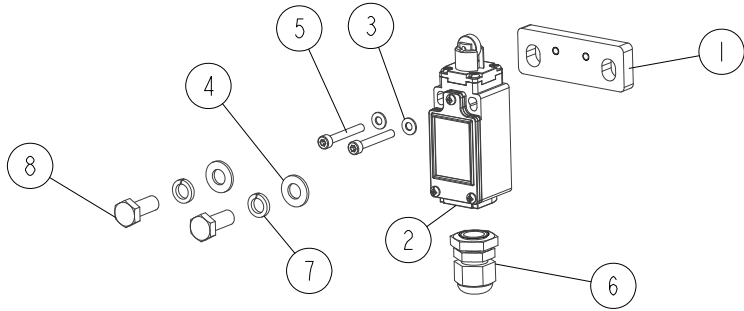
519853_001
519853_MANUAL



REF.	DESCRIPTION (◆ Indicates Parts Available in Assemblies Only)	PART#	QTY
	CONTACT ASSEMBLY, LX450 POSITIVE HYDRAULIC POWER	519853	1
1	PLATE, 1/2 NYLON INSULATOR CONTACT	S10072	1
2	BUTTON, HOT CONTACT 1997	015253	1
3	BOLT, 5/16X3/4 SHOULDER 1/4-20 THREAD	F05006-44	2
4	SPRING, .42X.59X.042 COMPRESSION	P10077	2
5	TERMINAL, 1/4 18GA RING NI LOOSE	F05092-7	1
6	BOLT, 5/16-18X1/2 SBH	F05006-20	1
7	BRACKET, CONTACT MOUNT	519855-1	1
8	WASHER, 8.4 FLAT ZINC	F81054-1	2
9	WASHER, 6.4 FLAT ZINC	F81053-1	2
10	NUT, M6-8-B HEX NYLON ZINC LOCK	F81031-2	2
11	BOLT, M6X30-8.8 CARRIAGE ZINC	F81001-59	2
12	WASHER, 8.2 SPLIT LOCK ZINC	F81054-4	2
13	BOLT, M8X30 8.8 HEX HEAD FULL THREAD ZINC	F81002-7	2

3.3 Safety Switch

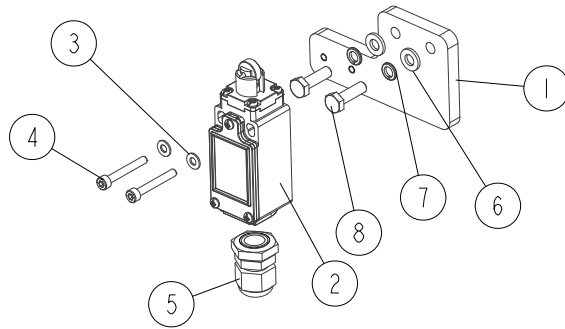
094227_001
 094227_MANUAL



REF.	DESCRIPTION (◆ Indicates Parts Available in Assemblies Only)	PART#	QTY
	SWITCH, SAFETY W/MOUNT PLATE	094227	1
1	PLATE, SAFETY SWITCH ZINC-PLATED MOUNT	094228-1	1
2	SWITCH, FA134 Z11 SAFETY	100910	1
3	WASHER, 4.3 FLAT ZINC	F81051-2	2
4	WASHER, 8.4 FLAT ZINC	F81054-1	2
5	SCREW, M4X30-8.8 DIN 912 HEX SOCKET HEAD CAP ZINC	F81000-85	2
6	GLAND, DP9/H CABLE	F81096-2	1
7	WASHER, 8.2 SPLIT LOCK ZINC	F81054-4	2
8	BOLT, M8X20 8.8 HEX HEAD FULL THREAD ZINC	F81002-4	2

3.4 Saw Head Travel Limit Switch

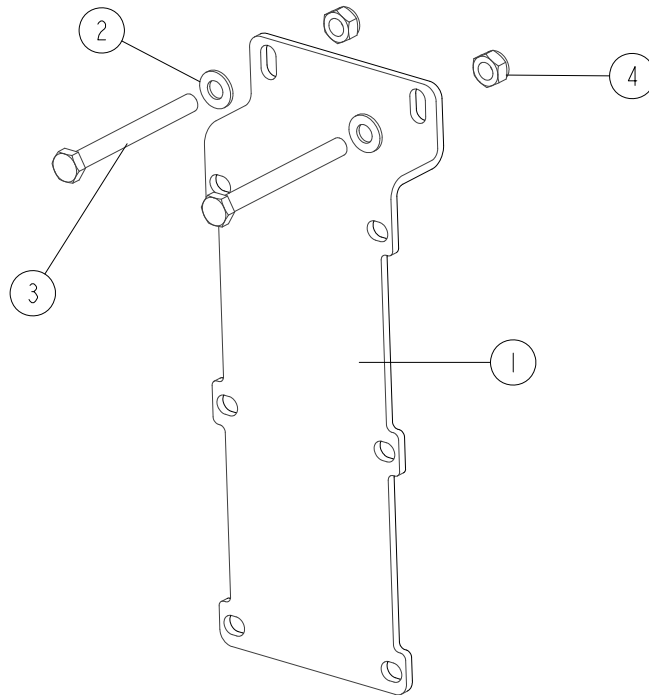
521037_001
521037_MANUAL



REF.	DESCRIPTION (◆ Indicates Parts Available in Assemblies Only)	PART#	QTY
	SWITCH, LX450 UPPER SAW HEAD TRAVEL LIMIT - COMPLETE	521037	1
1	PLATE, LIMIT SWITCH MOUNT	521036-1	1
2	SWITCH, FA134 Z11 LIMIT	100910	1
3	WASHER, 4.3 FLAT ZINC	F81051-2	2
4	SCREW, M4X30-8.8 DIN 912 HEX SOCKET HEAD CAP ZINC	F81000-85	2
5	GLAND, DP9/H CABLE	F81096-2	1
6	WASHER, 6.4 FLAT ZINC	F81053-1	2
7	WASHER, Z 6.1 SPLIT LOCK ZINC	F81053-3	2
8	BOLT, M6X20 8.8 HEX HEAD FULL THREAD ZINC	F81001-2	2

3.5 Transport Safety Bracket

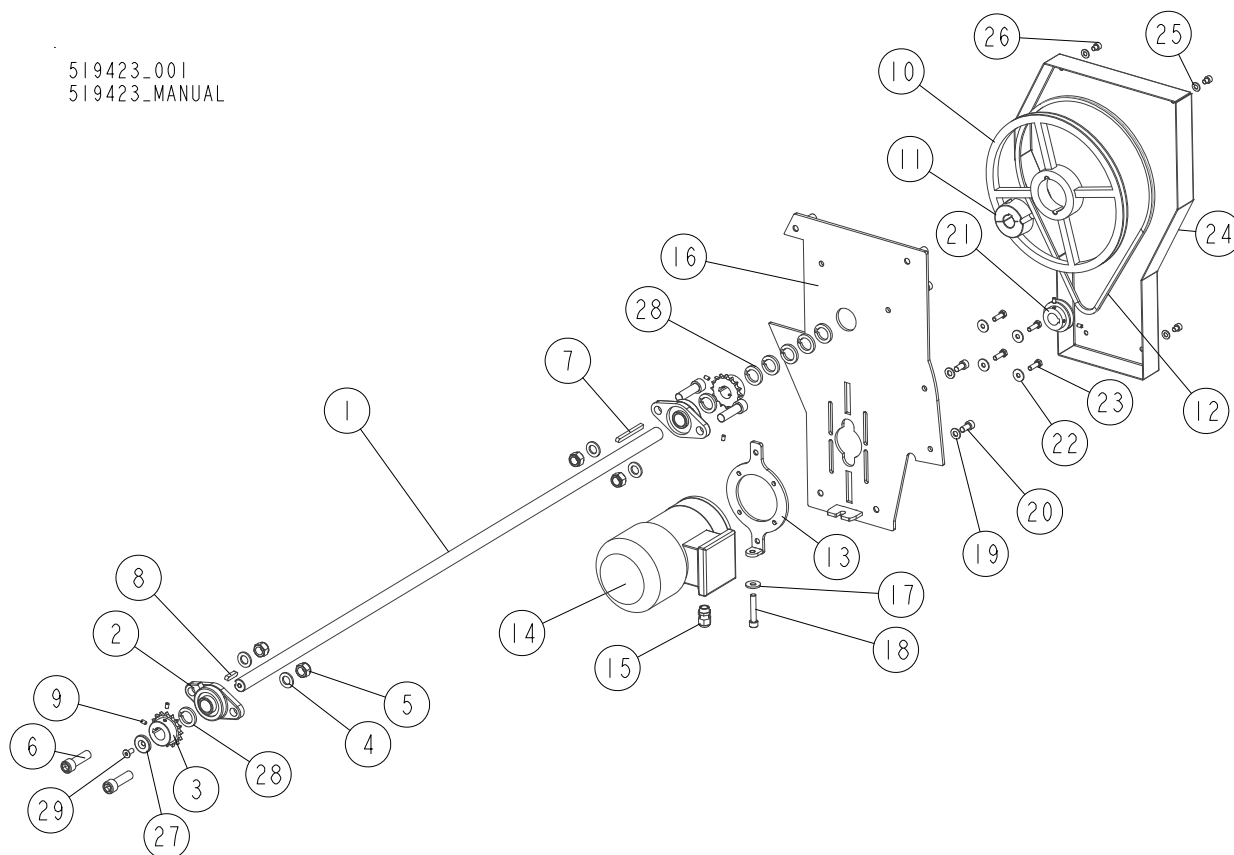
522194_001_A
522194_MANUAL



REF.	DESCRIPTION (◆ Indicates Parts Available in Assemblies Only)	PART#	QTY	
-	BRACKET, TRANSPORT SAFETY - COMPLETE	522194	1	
1	BRACKET, LX450 TRANSPORT SAFETY	522846-1	1	
2	WASHER, 10.5 FLAT ZINC	F81055-1	2	
3	BOLT, M10X100-8.8 HEX HEAD ZINC	F81003-52	2	
4	NUT, M10-8-B HEX NYLON ZINC LOCK	F81033-1	2	

3.6 Power Feed Drive Assembly

519423-001
519423-MANUAL

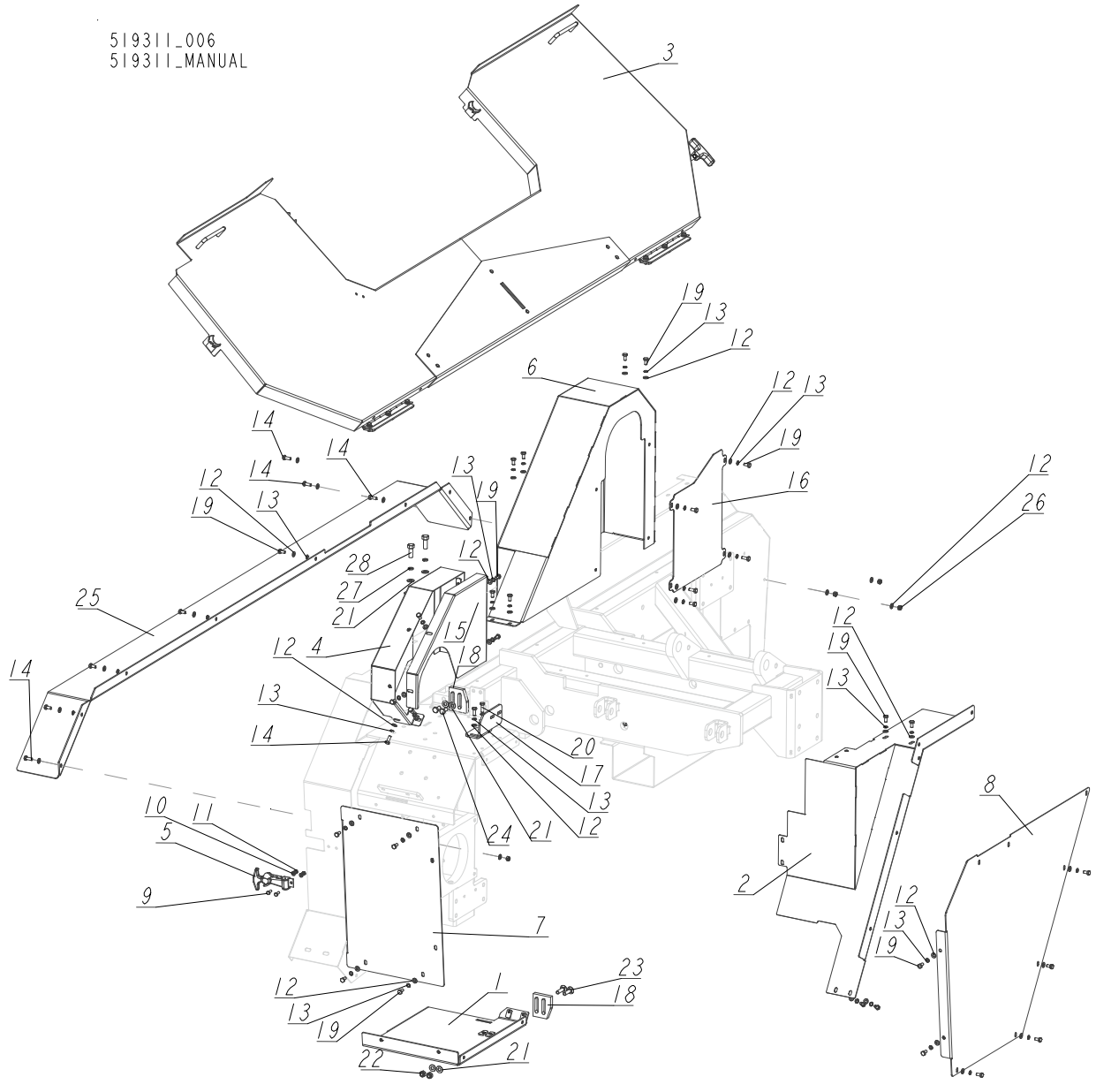


REF.	DESCRIPTION (◆ Indicates Parts Available in Assemblies Only)	PART#	QTY
	DRIVE ASSEMBLY, POWER FEED	519423	1
1	SHAFT, DRIVE	519422	1
2	BEARING, UCFL205 W/HOUSING (COMPLEX)	089124	2
3	SPROCKET, 08B-1	519655-1	2
4	WASHER, 17 SPLIT LOCK ZINC	F81058-1	4
5	NUT, M16-8 HEX NYLON ZINC LOCK	F81036-2	4
6	SCREW, M16X55-8.8 HEX SOCKET HEAD CAP ZINC	F81006-18	4
7	KEY, AB 8X7X80 PARALLEL	519814	1
8	KEY, A8X7X32 PARALLEL	088564	1
9	SCREW, M6X10-45H HEX SOCKET ZINC SET W/FLAT POINT	F81001-26	6
	COMPLETE PULLEY	521498	1
10	PULLEY	519669	1
11	BUSHING, TAPER-LOCK 2012-25	519670	1
12	V-BELT, SPZ-1162 /INTERCHANGEABLE WITH XPZ/	519668	1
13	PLATE, MOTOR MOUNT	519816-1	1
14	MOTOR, AC STKG90 4S2 IMB14 POWER FEED	086530	1
15	GLAND, DW11/H CABLE	085388	1
16	PLATE WELDMENT, DRIVE MOUNT	519818-1	1
17	WASHER, 10.5 SPECIAL FLAT ZINC	F81055-6	1
18	SCREW, M10X55-8.8 HEX SOCKET HEAD CAP ZINC	F81003-55	1
19	WASHER, 10.5 FLAT ZINC	F81055-1	4
20	SCREW, M10X20 8.8 HEX SOCKET HEAD CAP ZINC	F81003-108	4

REF.	DESCRIPTION (◆ Indicates Parts Available in Assemblies Only)	PART#	QTY	
21	PULLEY, SPZ-1/56 MM	519819-1	1	
22	WASHER, ISO 7093-1-8-200 HV-A2E.	F81054-11	4	
23	BOLT, M8X25-8.8-B HEX HEAD FULL THREAD ZINC	F81002-5	4	
24	PLATE, GUARD	519830-1	1	
25	WASHER, 8.4 FLAT ZINC	F81054-1	4	
26	SCREW, M8X10-8.8 HEX SOCKET HEAD CAP ZINC	F81002-32	4	
27	WASHER	520269-1	1	
28	BUSHING, SPACER	520268-1	7	
29	SCREW, M8X20-8.8 DIN7991 FLAT SOCKET HEAD CAP ZINC	F81002-70	1	

SECTION 4 SAW HEAD

4.1 Blade Housing Cover & Drive Guards

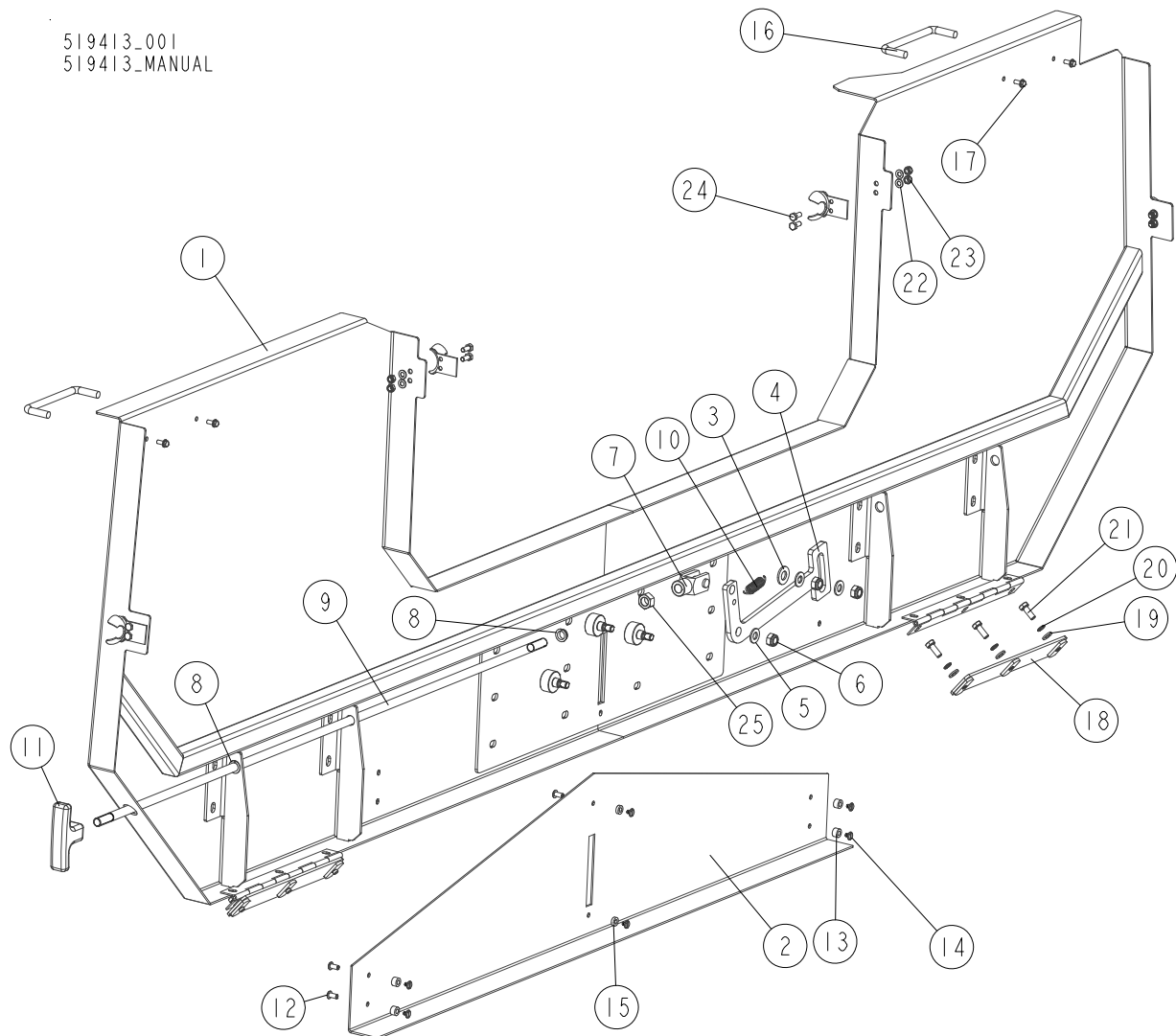


519311_006
519311_MANUAL

REF.	DESCRIPTION (◆ Indicates Parts Available in Assemblies Only)	PART#	QTY
1	GUARD, BLADE DRIVE BOTTOM - COMPLETE	519386-1	1
2	GUARD WELDMENT, MAIN BLADE DRIVE	519388-1	1
3	COVER, BLADE HOUSING - COMPLETE FRONT See Section 4.5	519413	1
4	GUARD WELDMENT, UP/DOWN DRIVE	519402-1	1
5	LATCH, FLEXIBLE DRAW	014829	4
6	GUARD WELDMENT, BLADE DRIVE	519394-1	1
7	GUARD, SIDE BLADE DRIVE	519963-1	1
8	GUARD, COMPLETE REAR	519384-1	1
9	BOLT, M5X12 5.8 HEX HEAD FULL THREAD ZINC	F81000-5	8

REF.	DESCRIPTION (◆ Indicates Parts Available in Assemblies Only)	PART#	QTY	
10	WASHER, 5.3 FLAT ZINC	F81052-1	8	
11	NUT, M5-8 DIN985 NYLON ZINC LOCK	F81030-2	8	
12	WASHER, 6.4 FLAT ZINC	F81053-1	47	
13	WASHER, Z 6.1 SPLIT LOCK ZINC	F81053-3	39	
14	BOLT, M6X16-8.8 HEX HEAD FULL THREAD ZINC	F81001-15	8	
15	GUARD, UP/DOWN DRIVE BELT	519430-1	1	
16	GUARD, MOTOR BELT	519958-1	1	
17	PLATE 1	519934-1	1	
18	CAM, LIMIT SWITCH	094229-1	2	
19	BOLT, M6X12 8.8 HEX HEAD FULL THREAD ZINC	F81001-7	34	
20	BOLT, M6X20 8.8 HEX HEAD FULL THREAD ZINC	F81001-2	1	
21	WASHER, 8.4 FLAT ZINC	F81054-1	6	
22	NUT, M8 8 HEX NYLON ZINC LOCK	F81032-2	2	
23	BOLT, M8X30-8.8 CARRIAGE ZINC (DIN 603)	F81002-69	2	
24	BOLT, M8X16-8.8-B HEX HEAD FULL THREAD ZINC	F81002-20	2	
25	GUARD, INNER BLADE	521041-1	1	
26	NUT, M6-8-B HEX NYLON ZINC LOCK	F81031-2	4	
27	WASHER, 8.2 SPLIT LOCK ZINC	F81054-4	2	
28	BOLT, 3/8-16X1 HHC	F05007-7	2	

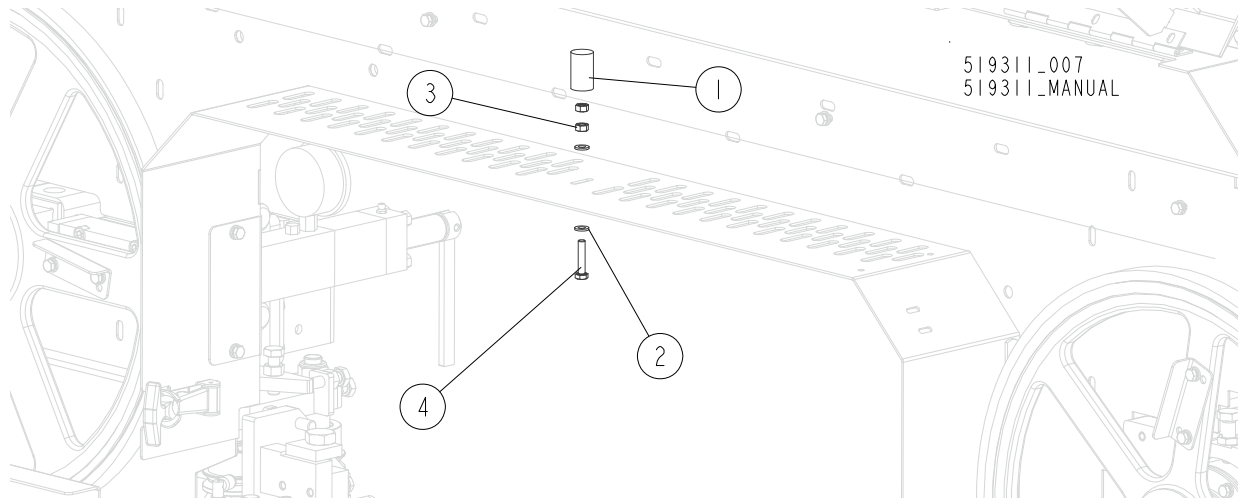
4.2 Blade Housing Cover

519413_001
519413_MANUAL

REF.	DESCRIPTION (◆ Indicates Parts Available in Assemblies Only)	PART#	QTY
	COVER, BLADE HOUSING - COMPLETE FRONT	519413	1
1	COVER WELDMENT, BLADE HOUSING FRONT	519397-1	1
2	PLATE, LX450 DECORATIVE	519416-1	1
3	WASHER, 10.5 FLAT ZINC	F81055-1	1
4	PAWL, COVER LOCKING	519195-1	1
5	WASHER, 8.4 FLAT ZINC	F81054-1	3
6	NUT, M8 8 HEX NYLON ZINC LOCK	F81032-2	3
7	FORK, 1320.32.13/1F (M10X1.25) W/CLIP	513284	1
8	BEARING, D=10 G=3 CLIP	519614	2
9	ROD, LOCK RELEASE	519615	1
10	SPRING, 1.6X12X38 EXTENSION	092208	1
11	HANDLE, M10 L652/80 B-M10	519617	1
12	SCREW, 1918 DIA. BINDING (FEMALE PART - 10 MM LONG)	518033	6
13	BUSHING, SR1941 (5.2/10-6) SPACER	518159	4
14	SCREW, SR1918 BINDING (MALE PART - 6 MM LONG)	518034	6

REF.	DESCRIPTION (◆ Indicates Parts Available in Assemblies Only)	PART#	QTY	
15	WASHER, 1940 DIA. (5.2/10-3)	518158	2	
16	HANDLE, 4 W/BOLT	P08065	2	
17	BOLT, #8-32X3/8 SELF-TAPPING	F05015-8	4	
18	PLATE, COVER MOUNT	086701-1	2	
19	WASHER, 6.4 FLAT ZINC	F81053-1	6	
20	WASHER, Z 6.1 SPLIT LOCK ZINC	F81053-3	6	
21	BOLT, M6X16-8.8 HEX HEAD FULL THREAD ZINC	F81001-15	6	
22	WASHER, 5.3 FLAT ZINC	F81052-1	8	
23	NUT, M5-8 DIN985 NYLON ZINC LOCK	F81030-2	8	
24	BOLT, M5X12 5.8 HEX HEAD FULL THREAD ZINC	F81000-5	8	
25	NUT, M10X1.25 8 HEX ZINC	F81033-24	1	

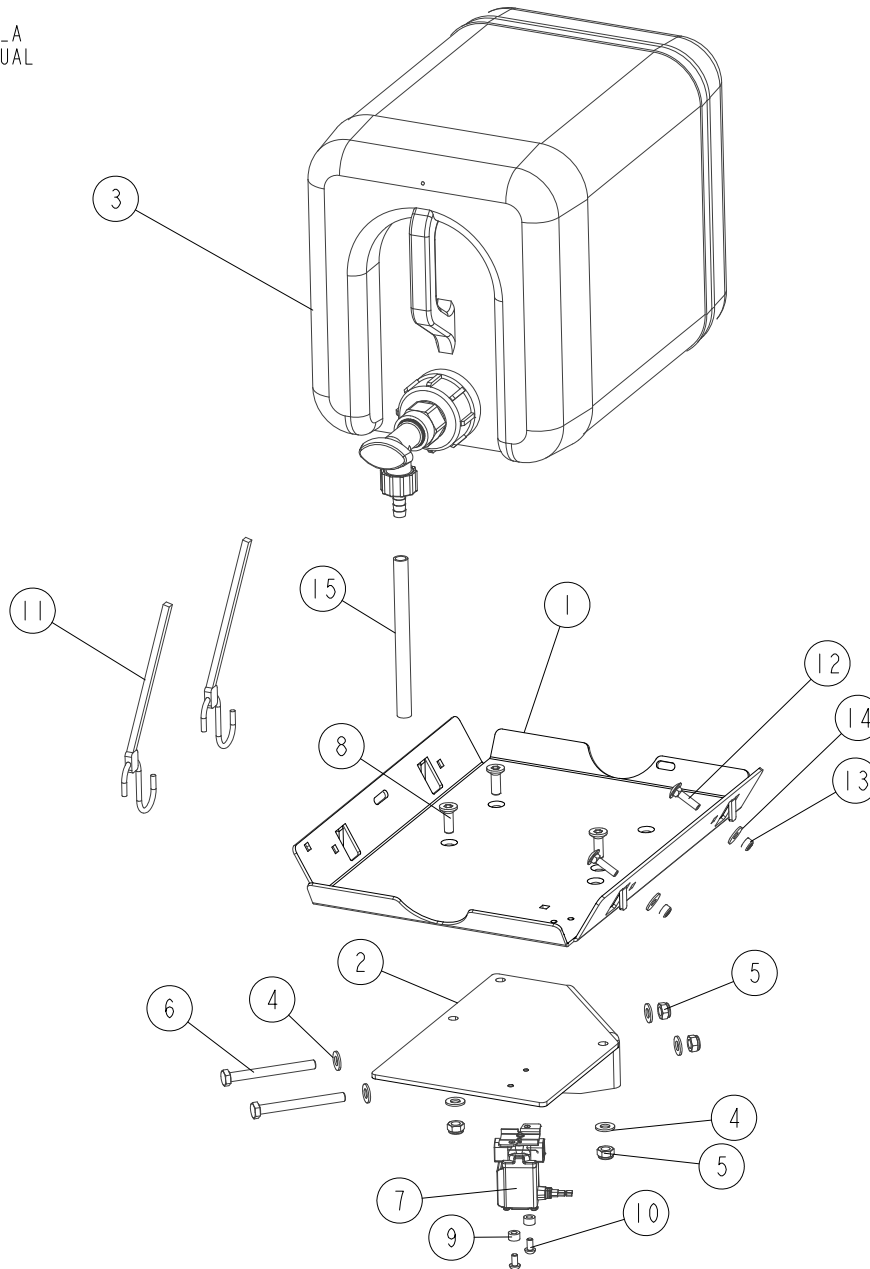
4.3 Vibration Dampening Screw



REF.	DESCRIPTION (◆ Indicates Parts Available in Assemblies Only)	PART#	QTY
	SCREW ASSEMBLY, VIBRATION DAMPENING	520506	1
1	SCREW, VIBRATION DAMPENING	519186	1
2	WASHER, 6.4 FLAT ZINC	F81053-1	2
3	NUT, M6 8 HEX ZINC	F81031-1	2
4	BOLT, M6X30-5.6 HEX HEAD FULL THREAD	F81001-13	1

4.4 Water Bottle Assembly

519566_001_A
519566_MANUAL



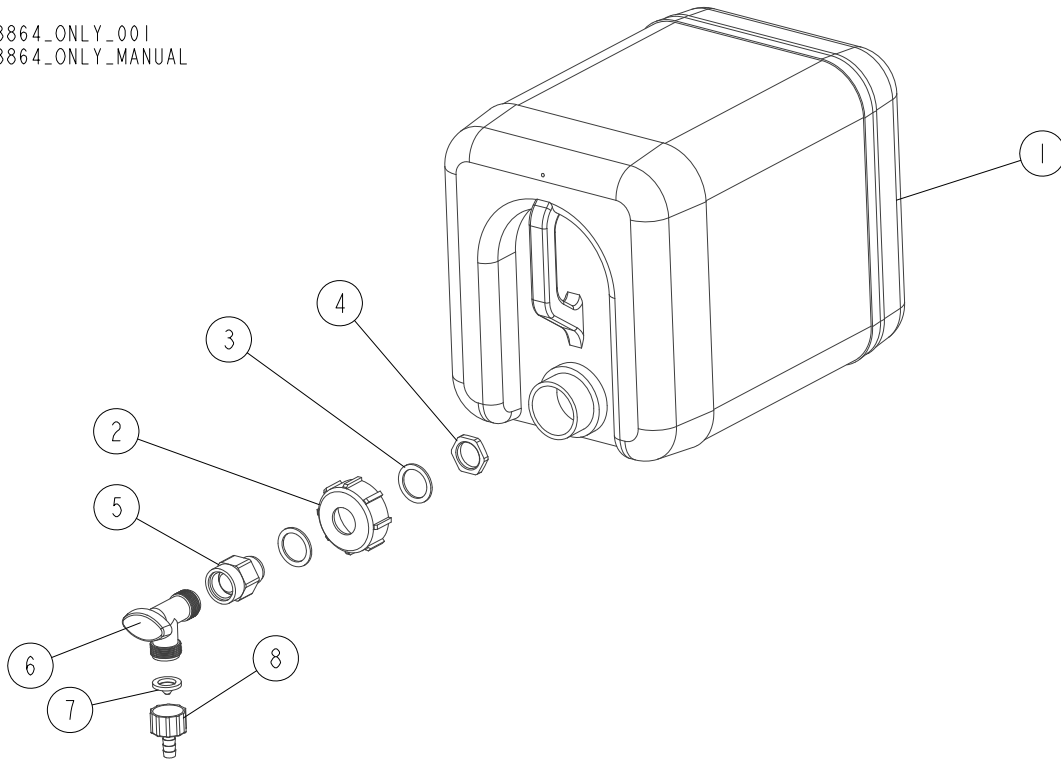
REF.	DESCRIPTION (◆ Indicates Parts Available in Assemblies Only)	PART#	QTY
	BOTTLE ASSEMBLY, WATER - STANDARD	519566	1
1	TRAY, WATER BOTTLE	091368-1	1
2	PLATE WELDMENT, WATER BOTTLE MOUNT	519567-1	1
3	BOTTLE, COMPLETE WATER See Section 4.5	513864	1
4	WASHER, 8.4 FLAT ZINC	F81054-1	7
5	NUT, M8 8 HEX NYLON ZINC LOCK	F81032-2	5
6	BOLT, M8X80-8.8 HEX HEAD ZINC	F81002-18	2
7	VALVE, VX212FZ1UAXB 24VAC SOLENOID	514046	1
8	SCREW, M8X25-8.8 ZINC	F81002-65	3
9	BUSHING, SR1941 (5.2/10-6) SPACER	518159	2

4**Saw Head***Water Bottle Assembly*

REF.	DESCRIPTION (◆ Indicates Parts Available in Assemblies Only)	PART#	QTY	
10	SCREW, M5X10-8.8 CROSS RECESSED PAN HEAD ZINC	F81000-13	2	
11	STRAP, 20 RUBBER W/HOOK	P11668	2	
12	BOLT, M6X25-8.8 CARRIAGE ZINC	F81001-20	2	
13	NUT, M6-8-B HEX NYLON ZINC LOCK	F81031-2	2	
14	WASHER, 6.5 SPECIAL FLAT ZINC	F81053-11	2	
15	TUBING, WATER LUBE	R01885	1	

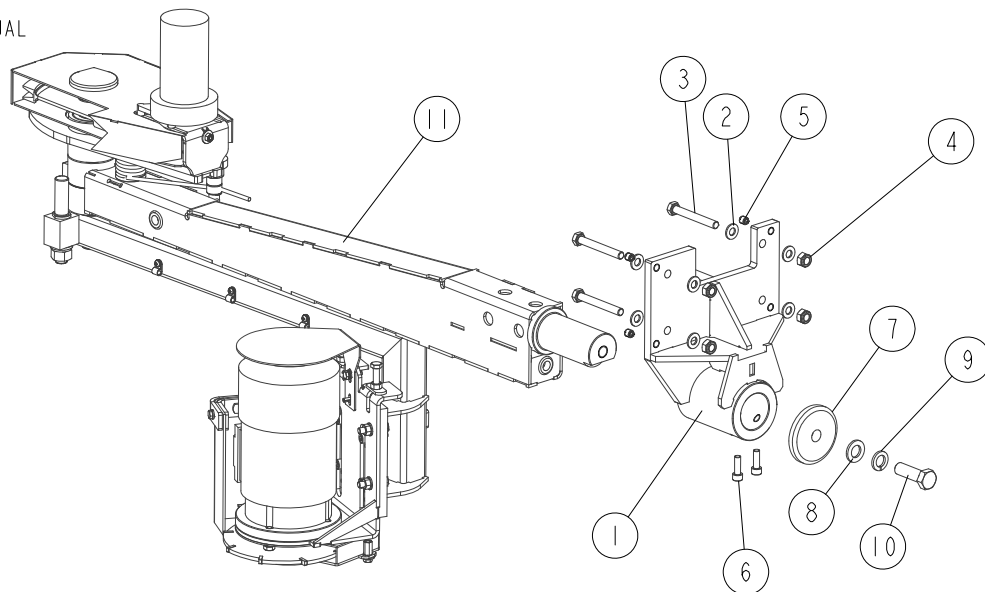
4.5 Water Bottle Assembly

513864_ONLY_001
513864_ONLY_MANUAL



REF.	DESCRIPTION (◆ Indicates Parts Available in Assemblies Only)	PART#	QTY
	BOTTLE, WATER - COMPLETE	513864	1
	BOTTLE, 20L WATER W/CAP	513865	1
1	BOTTLE, WATER	513866	1
2	CAP, WATER BOTTLE	513867	1
3	SEAL, 35X26X2 RUBBER	513869	2
4	NUT, 3/4 NPT GLAND	513868	1
5	FITTING, 3/4FPTX3/4MPT	014636	1
6	VALVE, 5/8 90 DEG. MALE SHUTOFF	014100	1
7	FILTER, WATER LUBE	016086	1
8	FITTING, 5/8-3/8 HOSE BARB	014113	1

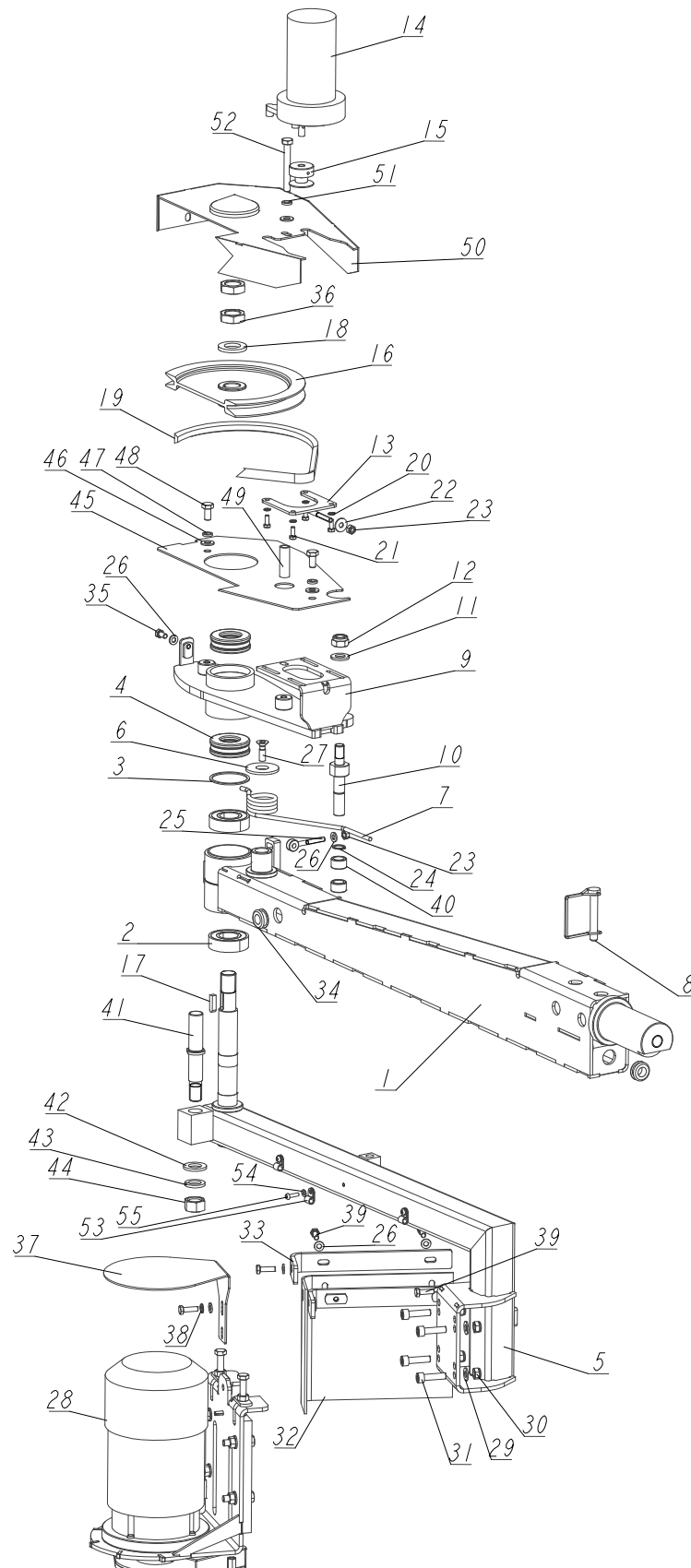
4.6 Debarker Assembly

521497_001
521497_MANUAL

REF.	DESCRIPTION (◆ Indicates Parts Available in Assemblies Only)	PART#	QTY
	DEBARKER ASSEMBLY, LX450	521497	1
	BRACKET, DEBARKER MOUNT - COMPLETE	520267	1
1	BRACKET, DEBARKER MOUNT	520266-1	1
2	WASHER, 10.5 FLAT ZINC	F81055-1	8
3	BOLT, M10X80-8.8 HEX HEAD ZINC	F81003-51	4
4	NUT, M10-8-B HEX NYLON ZINC LOCK	F81033-1	4
5	PLUG, M10X1 DIN906 BN40 ZINC-PLATED	F81015-3	4
6	SCREW, M8X25 8.8 HEX SOCKET HEAD CAP ZINC	F81002-21	2
7	WASHER, CLAMPING	520116-1	1
8	WASHER, 17 SPLIT LOCK ZINC	F81058-1	1
9	WASHER, 16.3 SPLIT LOCK ZINC	F81058-2	1
10	BOLT, M16X50-8.8 HEX HEAD FULL THREAD ZINC	F81006-38	1
11	DEBARKER, LX 450 See Section 4.7	520117	1

4.7 Debarker

520117_001
 520117_MANUAL

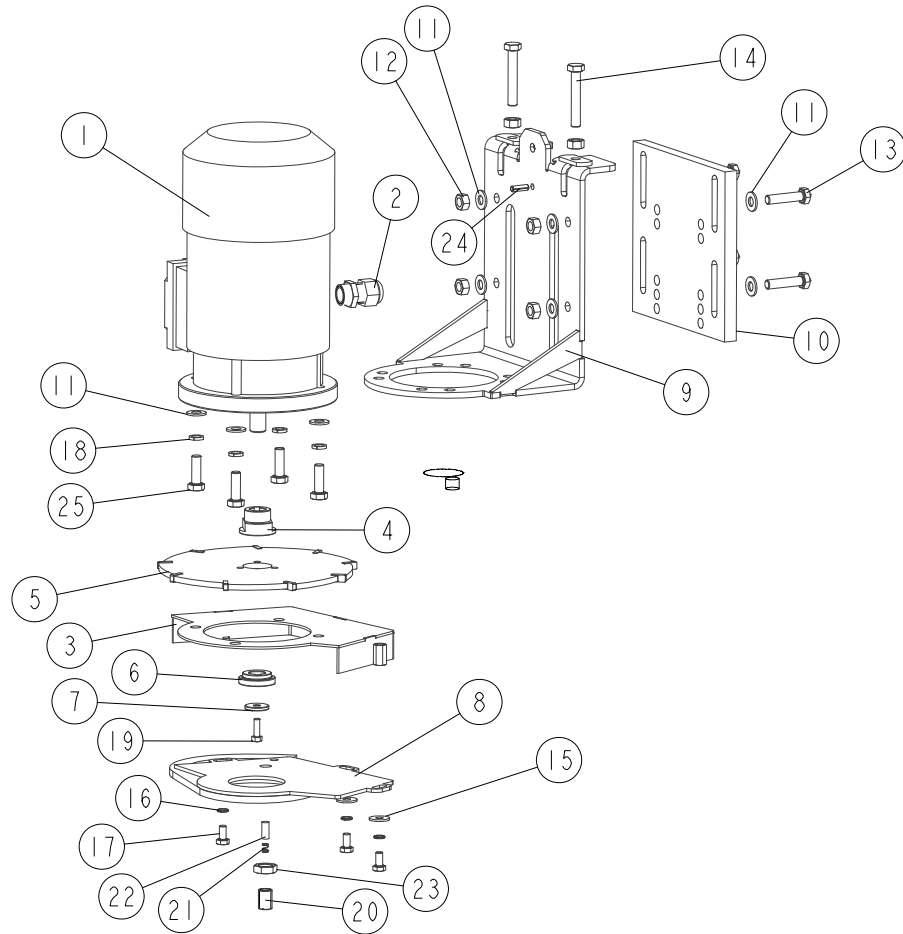


REF.	DESCRIPTION (◆ Indicates Parts Available in Assemblies Only)	PART#	QTY
	DEBARKER, LX450	520117	1
1	MOUNT WELDMENT, LX450 DEBARKER	520261-1	1
2	BEARING, 6205 2RS BALL	091804	2
3	RING, SPACER	098491-1	1
4	BEARING, 51305 THRUST	098597	2
5	ARM WELDMENT, DEBARKER	520120-1	1
6	PLATE, SPRING BUSHING	098592-1	1
7	SPRING, DEBARKER RETAINING	098605	1
8	PIN, 3/8X2 1/4 SNAP	014151	1
9	ARM WELDMENT, DEBARKER	098626-1	1
10	PIN, DEBARKER	098593-1	1
11	WASHER, 13 FLAT ZINC	F81056-1	1
12	NUT, M12 8 HEX NYLON ZINC LOCK	F81034-2	1
13	TENSIONER WELDMENT, DEBARKER MOTOR	089969-1	1
14	MOTOREDUCER, 1/30HP 32 r.p.m. 12VDC RATIO 76:1	079214M	1
15	PULLEY, MOTOR ZINC-PLATED	089954-1	1
16	PULLEY, DEBARKER	098594-1	1
17	KEY, AB 6x6X23 PARALLEL	089191	1
18	WASHER, 21 FLAT ZINC	F81059-2	1
19	BELT, 4L280	P04031	1
20	WASHER, 5.1 SPLIT LOCK ZINC	F81052-2	4
21	BOLT, #10-32X1/2 HH	F05004-60	4
22	WASHER, 6.5 SPECIAL FLAT ZINC	F81053-11	1
23	NUT, M6 8 HEX ZINC	F81031-1	2
24	RING, Z14 OUTSIDE RETAINING	F81090-31	1
25	BOLT, M6 EYE	098596	1
26	WASHER, 6.4 FLAT ZINC	F81053-1	6
27	SCREW, M8X25-5.8 CROSS RECESSED COUNTERSUNK HEAD ZINC	F81002-51	1
28	DRIVE ASSEMBLY, AC DEBARKER BLADE See Section 4.8	096239	1
29	WASHER, 8.4 FLAT ZINC	F81054-1	5
30	NUT, M8 8 HEX NYLON ZINC LOCK	F81032-2	4
31	SCREW, M8X30-8.8 HEX SOCKET HEAD CAP ZINC	F81002-31	4
32	GUARD, DEBARKER DEBRIS	097020	1
33	BAR, GUARD MOUNTING	098695-1	1
34	GROMMET, 20/13 RUBBER	086188	2
35	BOLT, M6X12 8.8 HEX HEAD FULL THREAD ZINC	F81001-7	1
36	NUT, M20X1.5 THIN ZINC	F81037-7	2
37	GUARD, DEBARKER MOTOR	101332-1	1
38	WASHER, 6.1 DIN 127 (A2-304) STAINLESS STEEL SPRING	F81053-4	1
39	BOLT, M6X20 8.8 HEX HEAD FULL THREAD ZINC	F81001-2	5
40	BEARING, 1412 NEEDLE	098595	2
	PIN, LOCKING - COMPLETE	519066	1
41	PIN, LOCKING	519065-1	1
42	WASHER, 17 SPLIT LOCK ZINC	F81058-1	1
43	WASHER, 16.3 SPLIT LOCK ZINC	F81058-2	1
44	NUT, M16-8 HEX ZINC	F81036-1	1
	GUARD ASSEMBLY	519064	1

REF.	DESCRIPTION (◆ Indicates Parts Available in Assemblies Only)	PART#	QTY	
45	PLATE, GUARD	519061-1	1	
46	WASHER, 8.4 FLAT ZINC	F81054-1	2	
47	WASHER, 8.2 SPLIT LOCK ZINC	F81054-4	2	
48	BOLT, M8X16-8.8-B HEX HEAD FULL THREAD ZINC	F81002-20	2	
49	BUSHING, 9/13-40.5	519067-1	1	
50	GUARD, V-BELT	098598-1	1	
51	WASHER, 8.2 SPLIT LOCK ZINC	F81054-4	1	
52	BOLT, M8X65 8.8 HEX HEAD FULL THREAD ZINC	F81002-9	1	
53	ELEMENT, EE63 MOUNTING	F81080-4	3	
54	WASHER, 4.3 FLAT ZINC	F81051-2	3	
55	SCREW, M4X16 5.8-B CROSS RECESSED PAN HEAD ZINC	F81011-42	3	

4.8 Debarker Blade Drive Assembly

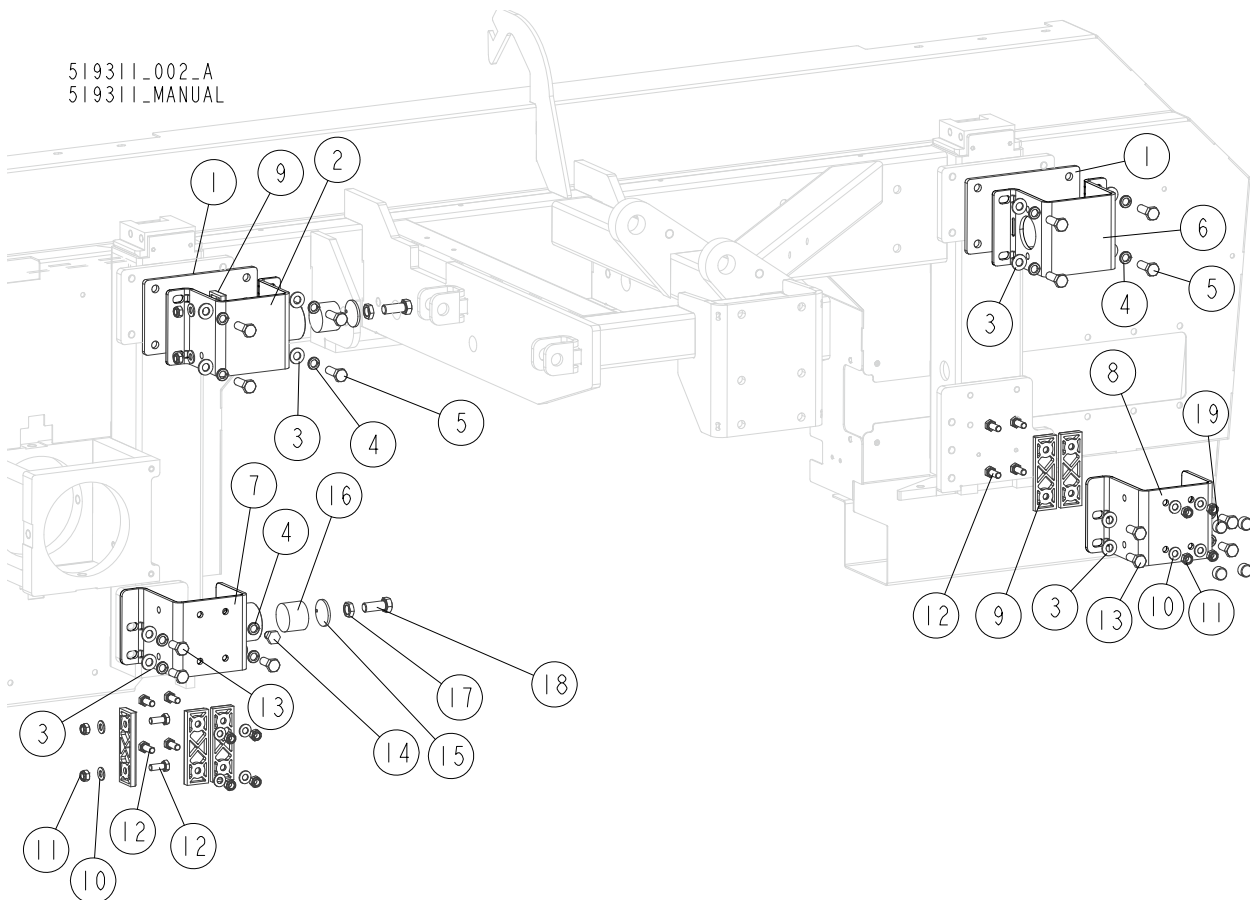
520117_002
520117_MANUAL



REF.	DESCRIPTION (◆ Indicates Parts Available in Assemblies Only)	PART#	QTY
	DRIVE ASSEMBLY, AC DEBARKER BLADE	096239	1
1	MOTOR, STKG71X-2C IMB5 AC DEBARKER	096777	1
2	GLAND, DW11/H CABLE	085388	1
3	GUARD, DEBARKER BLADE UPPER	096244-1	1
4	BUSHING, CLAMPING	096088	1
5	BLADE, 180 B-06.5/5.0 D-25.5 - COMPLETE	083848-1	1
6	BUSHING, RETAINING	096087	1
7	WASHER	096238-1	1
8	GUARD, DEBARKER BLADE LOWER	096245-1	1
9	BRACKET, AC DEBARKER MOTOR MOUNT	096780-1	1
10	PLATE, DEBARKER MOTOR MOUNTING	089551	1
11	WASHER, 8.4 FLAT ZINC	F81054-1	12
12	NUT, M8-8-B HEX ZINC	F81032-1	6
13	BOLT, M8X35-8.8 HEX HEAD FULL THREAD ZINC	F81002-13	4
14	BOLT, M8X50-8.8 HEX HEAD FULL THREAD ZINC	F81002-19	2
15	WASHER, 6.5 SPECIAL FLAT ZINC	F81053-11	3
16	WASHER, Z 6.1 SPLIT LOCK ZINC	F81053-3	3
17	BOLT, M6X12 8.8 HEX HEAD FULL THREAD ZINC	F81001-7	3
18	WASHER, 8.2 SPLIT LOCK ZINC	F81054-4	4

REF.	DESCRIPTION (◆ Indicates Parts Available in Assemblies Only)	PART#	QTY	
19	BOLT, M5X16 8.8 HEX HEAD FULL THREAD ZINC	F81000-20	1	
	PIN ASSEMBLY, DEBARKER BLADE BRAKING	501464	1	
20	SCREW, M12 X 17 SET	501462	1	
21	SPRING, 0.5X5.5-7	501463	1	
22	PIN, DEBARKER BLADE BRAKING	501461	1	
23	NUT, M12-04-A THIN	F81034-6	1	
24	PIN, 5X16 ROLL ZINC	F81044-3	1	
25	BOLT, M8X25-8.8-B HEX HEAD FULL THREAD ZINC	F81002-5	4	

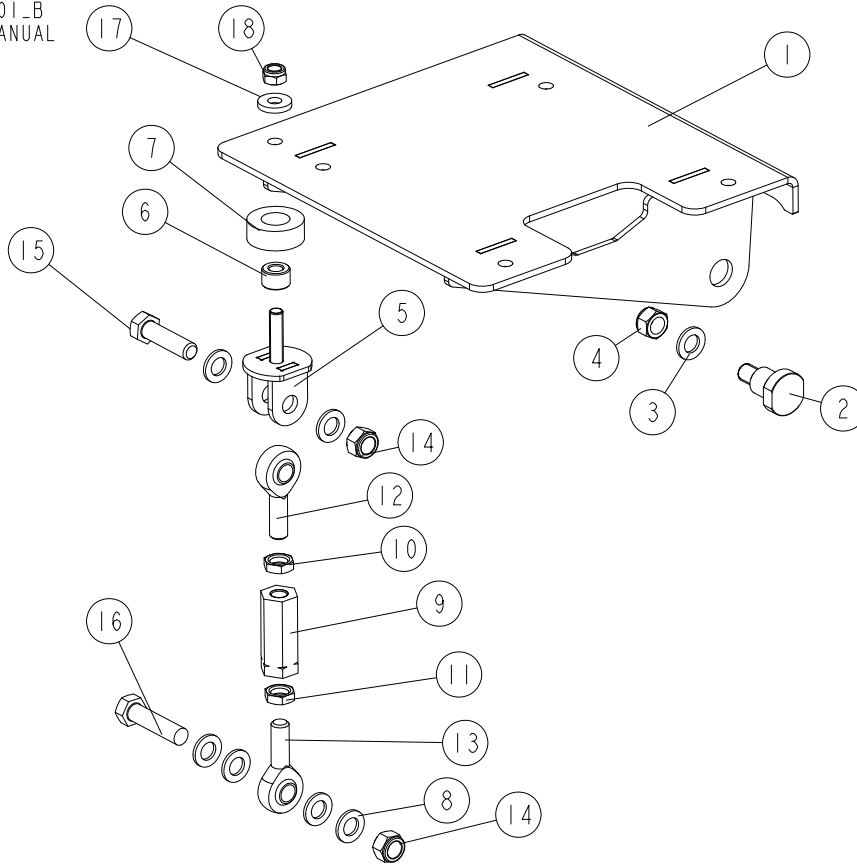
4.9 Saw Head Slide Pads



REF.	DESCRIPTION (◆ Indicates Parts Available in Assemblies Only)	PART#	QTY
-	PAD SET, LX450 SAW HEAD SLIDE	519326	1
1	PAD, LX450 SLIDE	519327	2
2	BRACKET WELDMENT, SLIDE PAD UPPER MOUNT	519571-1	1
3	WASHER, 10.5 FLAT ZINC	F81055-1	16
4	WASHER, Z 10.2 SPLIT LOCK ZINC	F81055-2	14
5	BOLT, M10X30 5.8 HEX HEAD FULL THREAD ZINC	F81003-2	8
6	BRACKET, SLIDE PAD UPPER MOUNT	519328-1	1
7	BRACKET WELDMENT, SLIDE PAD MOUNT	519572-1	1
8	BRACKET, SLIDE PAD LOWER MOUNT	519329-1	1
9	PAD, DELRIN LOWER	016241	6
10	WASHER, 8.4 FLAT ZINC	F81054-1	12
11	NUT, M8 8 HEX NYLON ZINC LOCK	F81032-2	12
12	BOLT, M8X20 8.8 HEX HEAD FULL THREAD ZINC	F81002-4	12
13	BOLT, M10X25 8.8 HEX HEAD FULL THREAD ZINC	F81003-11	7
14	BOLT, M10X12 HEX HEAD FULL THREAD ZINC	F81003-30	1
15	PAD, NYLON BACKING	042432	2
16	PAD, ROUND NYLON	033098	2
17	NUT, M12-04-A THIN	F81034-6	2
18	BOLT, M12X30 8.8 HEX HEAD FULL THREAD ZINC	F81004-22	2

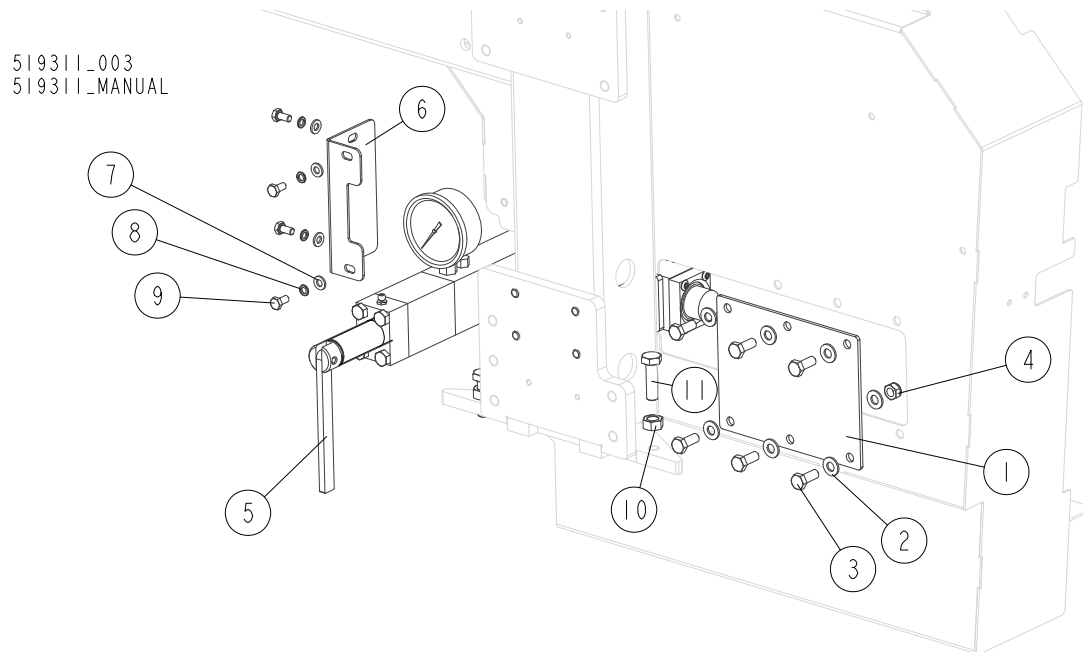
4.10 Motor Mount Plate

519412_001_B
519412_MANUAL



REF.	DESCRIPTION (◆ Indicates Parts Available in Assemblies Only)	PART#	QTY
	PLATE, MOTOR MOUNT - COMPLETE	519412	1
1	PLATE WELDMENT, MOTOR MOUNT	519407-1	1
2	BUSHING, 12.5/25-16	521801	2
3	BUSHING, 7/8X2 3/16X7/8 RUBBER	P05032	2
4	BRACKET WELDMENT, MOTOR TENSION	519952-1	2
	TURNBUCKLE ASSEMBLY	517695	2
5	BAR, HEXAGON	521709-1	1
6	NUT, M16 THIN ZINC	F81036-4	1
7	NUT, M16 FE/ZN5 8 LEFT THIN ZINC	F81036-9	1
8	ROD END, GN 648.2-16-M16-W	517700	1
9	ROD END, GN 648.2-16-M16L-W (LEFT)	517701	1
10	PIN, 24.5	519845-1	2
11	WASHER, 17 SPLIT LOCK ZINC	F81058-1	14
12	NUT, M16-8 HEX NYLON ZINC LOCK	F81036-2	6
13	BOLT, M16X60-8.8 HEX HEAD FULL THREAD ZINC	F81006-12	2
14	WASHER, 12.5/30-5 SPECIAL	511956-1	1
15	NUT, M12 8 HEX NYLON ZINC LOCK	F81034-2	1
16	BOLT, M16X65-8.8-B HEX HEAD FULL THREAD ZINC	F81006-1	2

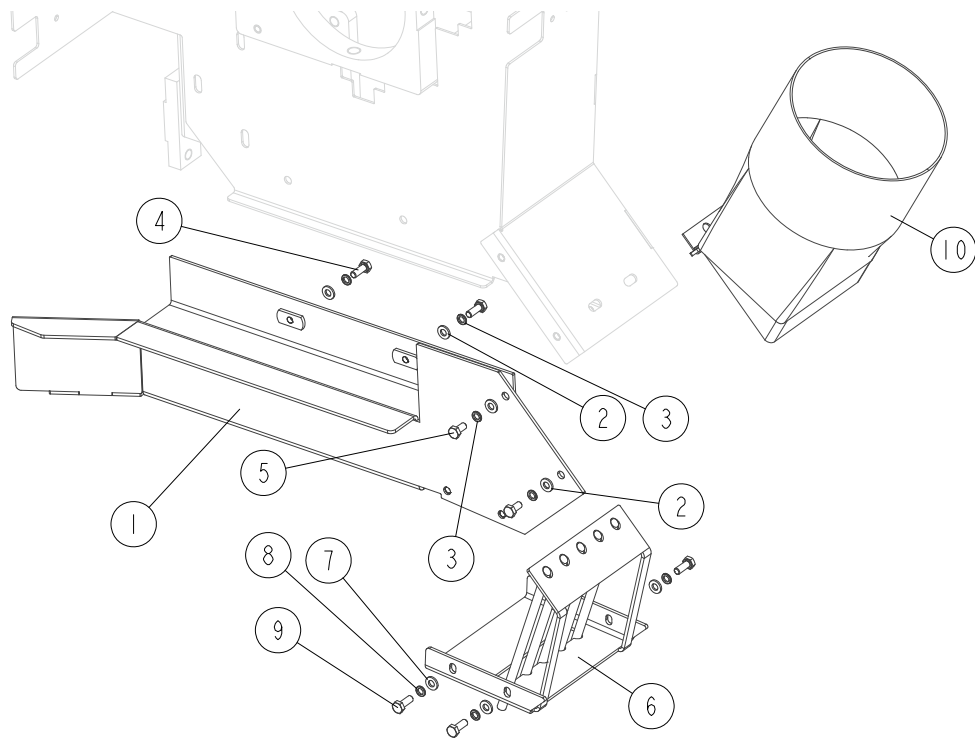
4.11 Blade Tensioner Guards



REF.	DESCRIPTION (◆ Indicates Parts Available in Assemblies Only)	PART#	QTY
1	PLATE, BLADE TENSIONER GUARD	086230	1
2	WASHER, 8.4 FLAT ZINC	F81054-1	12
3	BOLT, M8X20 8.8 HEX HEAD FULL THREAD ZINC	F81002-4	6
4	NUT, M8 8 HEX NYLON ZINC LOCK	F81032-2	6
5	TENSIONER, BLADE - COMPLETE	521788	1
6	GUARD, HYDRAULIC TENSIONER	519840-1	1
7	WASHER, 6.4 FLAT ZINC	F81053-1	4
8	WASHER, Z 6.1 SPLIT LOCK ZINC	F81053-3	4
9	BOLT, M6X12 8.8 HEX HEAD FULL THREAD ZINC	F81001-7	4
10	NUT, M10 8 HEX ZINC	F81033-3	2
11	BOLT, M10X35 8.8 HEX HEAD FULL THREAD ZINC	F81003-17	2

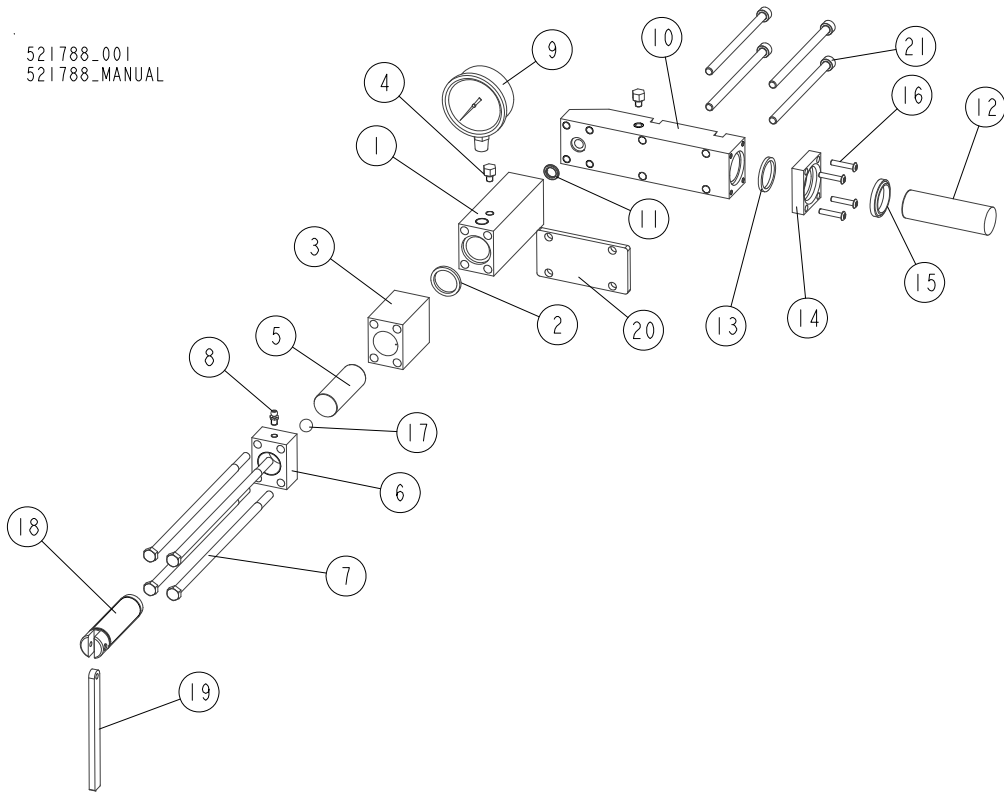
4.12 Sawdust Chute

519311_005
519311_MANUAL



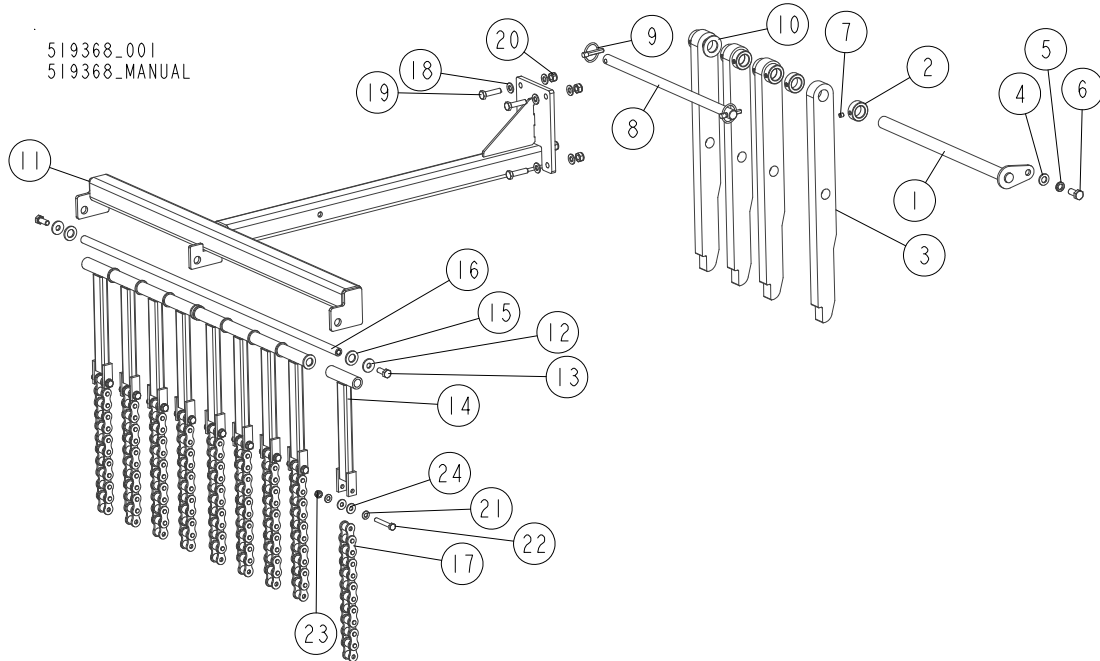
REF.	DESCRIPTION (◆ Indicates Parts Available in Assemblies Only)	PART#	QTY
	GUARD, BOTTOM - COMPLETE	519584	1
1	GUARD, BOTTOM	519583-1	1
2	WASHER, 6.4 FLAT ZINC	F81053-1	4
3	WASHER, Z 6.1 SPLIT LOCK ZINC	F81053-3	4
4	BOLT, M6X16-8.8 HEX HEAD FULL THREAD ZINC	F81001-15	2
5	BOLT, M6X12 8.8 HEX HEAD FULL THREAD ZINC	F81001-7	2
	GUARD, BOTTOM - COMPLETE	519590	1
6	GUARD, SAWDUST CHUTE BOTTOM	521055-1	1
7	WASHER, 6.4 FLAT ZINC	F81053-1	4
8	WASHER, Z 6.1 SPLIT LOCK ZINC	F81053-3	4
9	BOLT, M6X16-8.8 HEX HEAD FULL THREAD ZINC	F81001-15	4
10	CHUTE WELDMENT, SAWDUST	089352-1	1

4.13 Blade Tensioner



REF.	DESCRIPTION (◆ Indicates Parts Available in Assemblies Only)	PART#	QTY
	TENSIONER, BLADE - COMPLETE	521788	1
	TENSIONER ASSEMBLY, HYDRAULIC BLADE	076975	1
1	BLOCK, TENSIONER FRONT	076976	1
2	SEAL, 1 RUBBER	P10051	1
3	BLOCK, TENSION PISTON	S10061	1
4	PLUG, 5/16-18X5/8 O-RING	P10065	2
5	ROD, 1X2 3/4 CHR TENSIONER	S10060	1
6	BLOCK, TENSIONER THRD END	S10062	1
7	BOLT, 5/16-18X9 HEX HEAD GRADE 5	F05006-180	4
8	FITTING, 1/4-28 GREASE	P05060	1
9	GAUGE, 5000 PSI HYDRAULIC	P10052	1
10	BLOCK, REAR PISTON GUIDE	106833	1
11	O-RING, 5/8ODX3/32SQ	P10377	1
12	ROD, 1-1/8 CHROME TENSIONER	107103	1
13	SEAL, 1 RUBBER	107104	1
14	BLOCK, TENSION SEAL	107102	1
15	WIPER, 1-1/8 PLASTIC	107105	1
16	BOLT, #10-24X1 SOCKET BH BLK	F05004-43	4
17	BALL, 1/2 HARDENED	P02720	1
18	SCREW, 1-20 UNEF THD HYD. TENSIONER	S10056	1
19	HANDLE, 1/4X1/2X5 1/4 TENSION SCREW	S08174	1
20	PLATE, SPACER (THICKNESS = 3 MM)	522295-1	1
21	SCREW, M8X130-8.8 DIN 912 HEX SOCKET HEAD CAP ZINC	F81002-112	4

4.14 Board Return Assembly

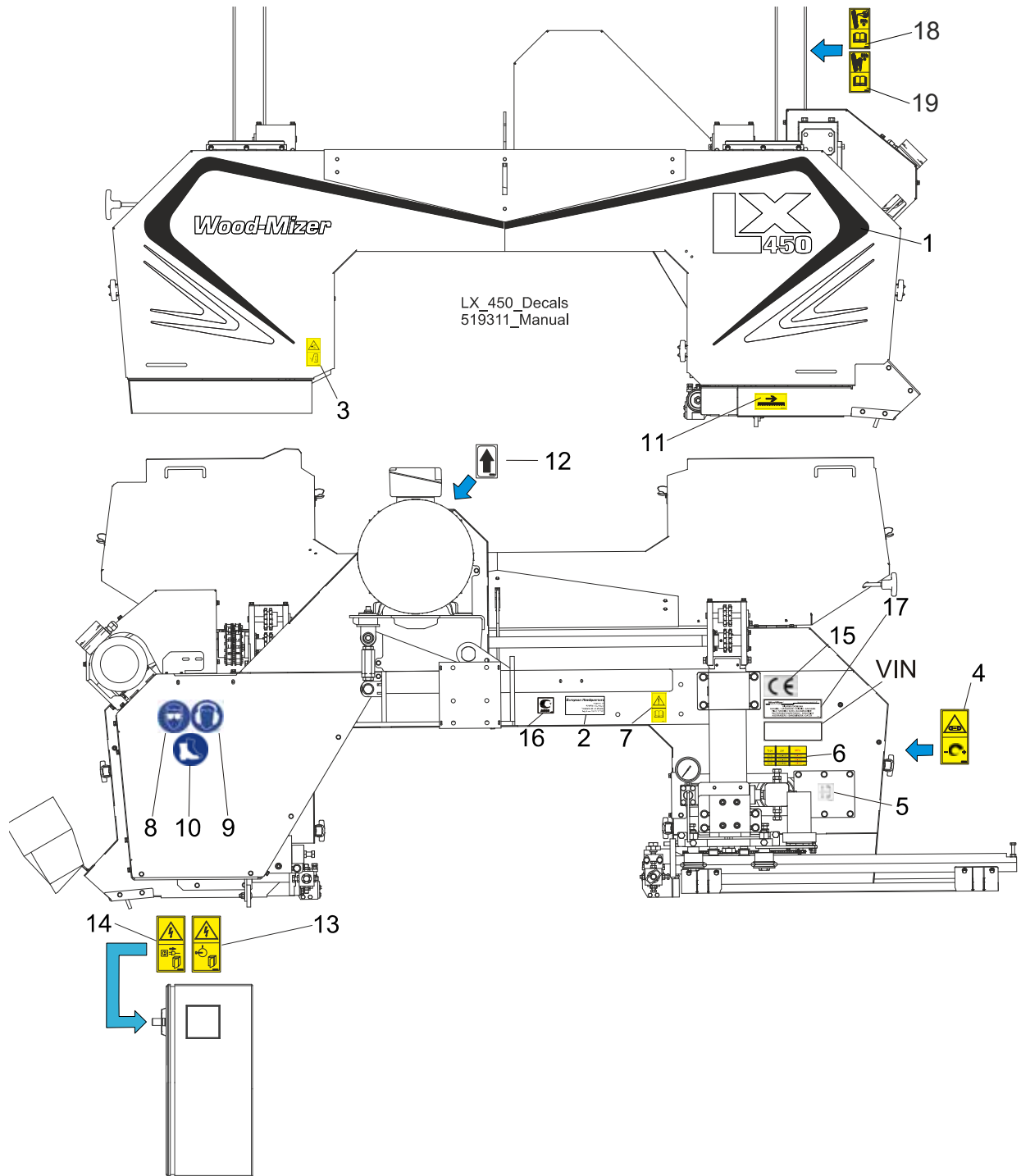


REF.	DESCRIPTION (◆ Indicates Parts Available in Assemblies Only)	PART#	QTY
	RETURN ASSEMBLY, BOARD	519368	1
	ARM ASSEMBLY, BOARD RETURN	519580	1
1	SHAFT WELDMENT	519575-1	1
2	BUSHING, RETAINING	519578-1	7
3	ARM, BOARD RETURN	519579-1	4
4	WASHER, 13 FLAT ZINC	F81056-1	1
5	WASHER, Z12.2 SPLIT LOCK ZINC	F81056-2	1
6	BOLT, M12X25-8.8 HEX HEAD FULL THREAD ZINC	F81004-31	1
7	SCREW, M8X8-33H GEOMET HEX SOCKET SET W/FLAT POINT	F81014-1	7
8	ROD, LOCKING	519581-1	1
9	PIN, 8 BN914 LINCH (BOSSARD 1364650)	F81046-2	2
10	WASHER, 26 ZINC-PLATED	088258-1	1
	GUIDE ASSEMBLY, BOARD RETURN	519574	1
11	GUIDE WELDMENT, BOARD RETURN	519369-1	1
12	WASHER, 10.5 SPECIAL FLAT ZINC	F81055-6	2
13	BOLT, M10X25 8.8 HEX HEAD FULL THREAD	F81003-31	2
14	BAR WELDMENT, BOARD RETURN GUIDE	091070-1	9
15	WASHER, 17 SPLIT LOCK ZINC	F81058-1	11
16	ROD, BOARD RETURN GUIDE	519372-1	1
17	CHAIN, 16B-1 - 0.28M	514163	9
18	WASHER, 10.5 FLAT ZINC	F81055-1	8
19	BOLT, M10X40-8.8 HEX HEAD FULL THREAD ZINC	F81003-16	4
20	NUT, M10-8-B HEX NYLON ZINC LOCK	F81033-1	4
21	WASHER, 8.4 FLAT ZINC	F81054-1	18
22	BOLT, M8X55-8.8 HEX HEAD ZINC	F81002-8	9
23	NUT, M8-8-B HEX NYLON ZINC LOCK	F81032-2	9
24	WASHER, 8.4/21-2	713864	18

4 Saw Head

LX450 Saw Head Decals

4.15 LX450 Saw Head Decals

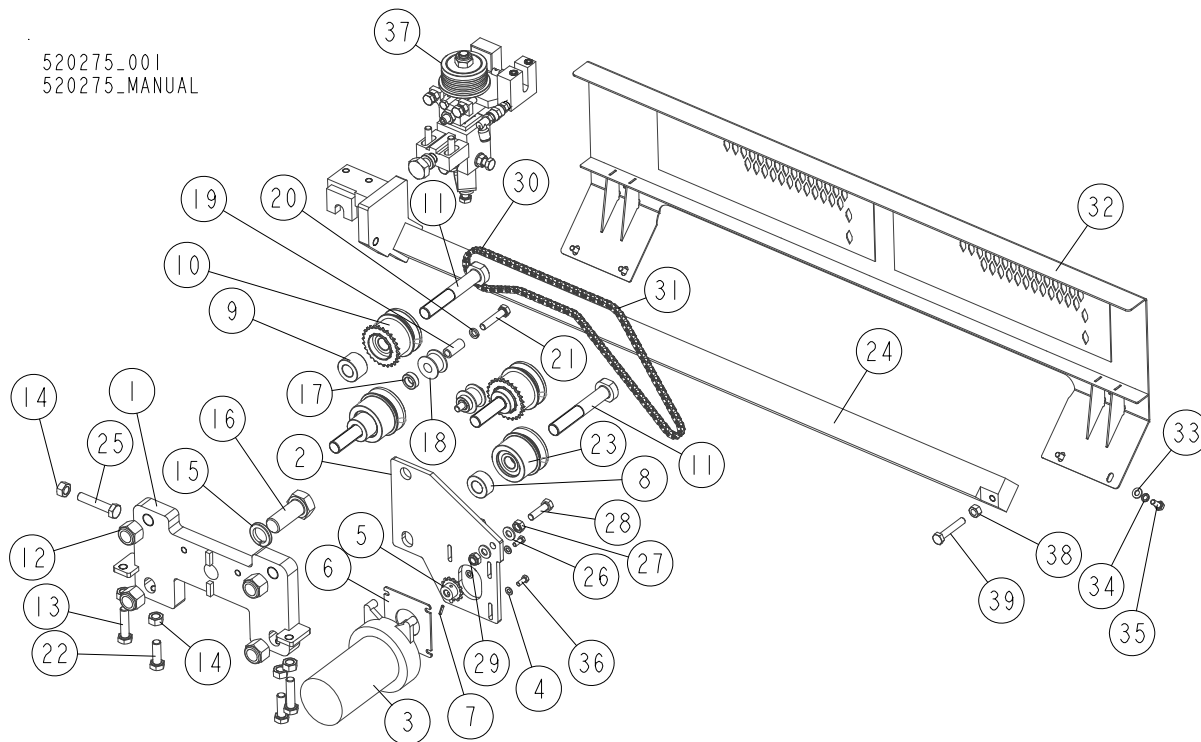


REF.	DESCRIPTION (◆ Indicates Parts Available in Assemblies Only)	PART#	QTY
	DECAL KIT, LX450 PICTOGRAPHIC	524112	1
1	DECAL, LX450 SAWMILL LOGO	524113	1
2	DECAL, EUROPEAN HEADQUARTERS ADDRESS	015841	1
3	DECAL, SAWMILL COVERS CAUTION	099220	1
4	DECAL, BLADE TENSION	099219	1
5	DECAL, BLADE ALIGNMENT	P11789	1

6	DECAL, PRESSURE SETTING VALUES	522005	1	
7	DECAL, READ THE OPERATOR'S MANUAL	096317	1	
8	DECAL, EYE WARNING	S12004G	1	
9	DECAL, EAR WARNING	S12005G	1	
10	DECAL, USE SAFETY BOOTS	501465	1	
11	DECAL, BLADE MOVEMENT DIRECTION	096321	1	
12	DECAL, MOTOR REVOLUTIONS DIRECTION	S20097	1	
13	DECAL, HIGH VOLTAGE IN THE ELECTRIC BOX	096316	1	
14	DECAL, DISCONNECT POWER SUPPLY BEFORE OPENING THE BOX	096319	1	
15	DECAL, CE CERTIFIED MACHINE (SMALL)	P85070	1	
16	DECAL, RUSSIAN SAFETY CERTIFICATION	099401	1	
17	DECAL, INTERNATIONAL SAWMILL NAME	501466	1	
18	DECAL, LUBRICATE THE CHAIN	512158	1	
19	DECAL, CLEAN THE CHAIN	512240	1	

SECTION 5 BLADE GUIDE ROLLERS & ARM

5.1 Blade Guide Arm Drive



REF.	DESCRIPTION (◆ Indicates Parts Available in Assemblies Only)	PART#	QTY
	DRIVE ASSEMBLY, BLADE GUIDE ARM	520275	1
1	PLATE, BLADE GUIDE ROLLER MOUNT	519337-1	1
2	PLATE, MOTOR MOUNT	519341-1	1
3	MOTOR, 1/30HP 62RPM 12VDC 53:1 GEAR	P09698-1-CE	1
4	WASHER, 5.3 FLAT ZINC	F81052-1	4
5	SPROCKET, 25B13X.3130	P09970	1
6	PLATE, SPACER	519937-1	1
7	PIN, 3X14 GEOMET PN-89/M-85023 ROLL	F81044-4	1
8	BUSHING, SPACER	520284-1	2
9	BUSHING, SPACER	520285-1	2
10	ROLLER, DRIVE - COMPLETE See Section 5.7	520282	2
11	BOLT, MOUNTING	519660-1	4
12	NUT, 5/8-18 NYLON ZINC LOCK	F05010-71	4
13	BOLT, M10X40-8.8 HEX HEAD FULL THREAD ZINC	F81003-16	2
14	NUT, M10 8 HEX ZINC	F81033-3	5
15	WASHER, 20.5 SPLIT LOCK ZINC	F81059-1	1
16	BOLT, M20X50-8.8-B HEX HEAD FULL THREAD ZINC	F81007-17	1
17	BUSHING, 12.5/20-7 ZINC-PLATED	101063-1	2
18	ROLLER, CHAIN TENSION	516193	2
19	BUSHING, SPACER	519345-1	2
20	WASHER, 8.2 SPLIT LOCK ZINC	F81054-4	2
21	BOLT, M8X40-8.8 HEX HEAD FULL THREAD ZINC	F81002-15	2

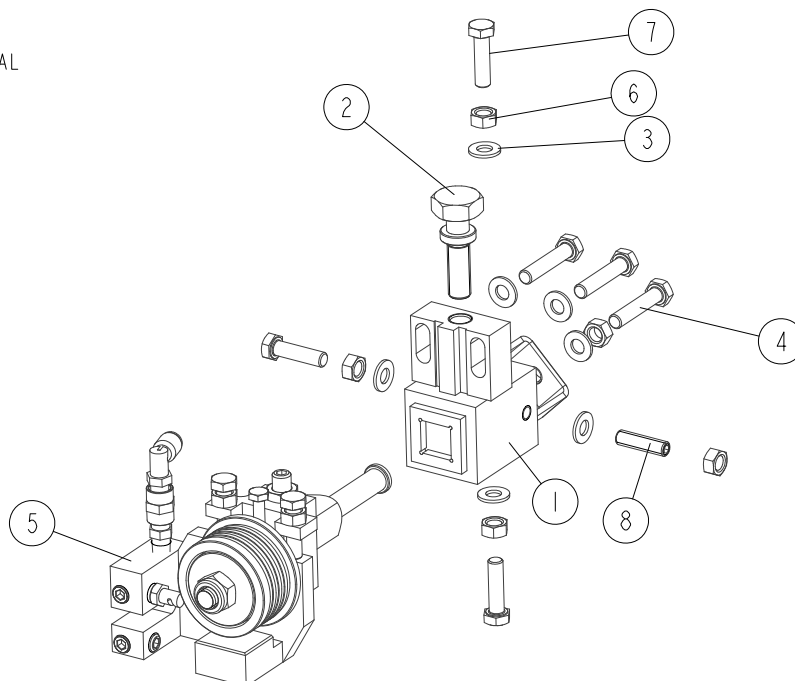
REF.	DESCRIPTION (◆ Indicates Parts Available in Assemblies Only)	PART#	QTY	
22	BOLT, M10X30 5.8 HEX HEAD FULL THREAD ZINC	F81003-2	2	
23	ROLLER, IDLER BLADE GUIDE See Section 5.8	520839	2	
24	ARM, BLADE GUIDE	519346-1	1	
25	BOLT, M10X50-8.8 HEX HEAD FULL THREAD ZINC	F81003-4	1	
26	WASHER, 8.4 FLAT ZINC	F81054-1	2	
27	NUT, M8 DIN 934 A2-70 STAINLESS STEEL	F81032-7	1	
28	BOLT, M8X30-5.8-B HEX HEAD FULL THREAD ZINC	F81002-2	1	
29	NUT, M8 8 HEX NYLON ZINC LOCK	F81032-2	1	
	CHAIN, DRIVE	519358	1	
30	LINK, 25 MASTER	P09983	1	
31	CHAIN, #25X125-LINK	521494	1	
	GUARD ASSEMBLY, BLADE GUIDE ARM	519352	1	
32	GUARD, BLADE GUIDE ARM - COMPLETE	519357-1	1	
33	WASHER, 6.4 FLAT ZINC	F81053-1	4	
34	WASHER, Z 6.1 SPLIT LOCK ZINC	F81053-3	4	
35	BOLT, M6X16-8.8 HEX HEAD FULL THREAD ZINC	F81001-15	4	
36	BOLT, #10-32X1/2 HH	F05004-60	4	
37	ROLLER, BLADE GUIDE - COMPLETE See Section 5.2	107055	1	
38	NUT, M8-8-B HEX ZINC	F81032-1	1	
39	BOLT, M8X45-8.8 HEX HEAD FULL THREAD ZINC	F81002-14	1	

5 BLADE GUIDE ROLLERS & ARM

Blade Guide Roller Assembly, Idle Side

5.2 Blade Guide Roller Assembly, Idle Side

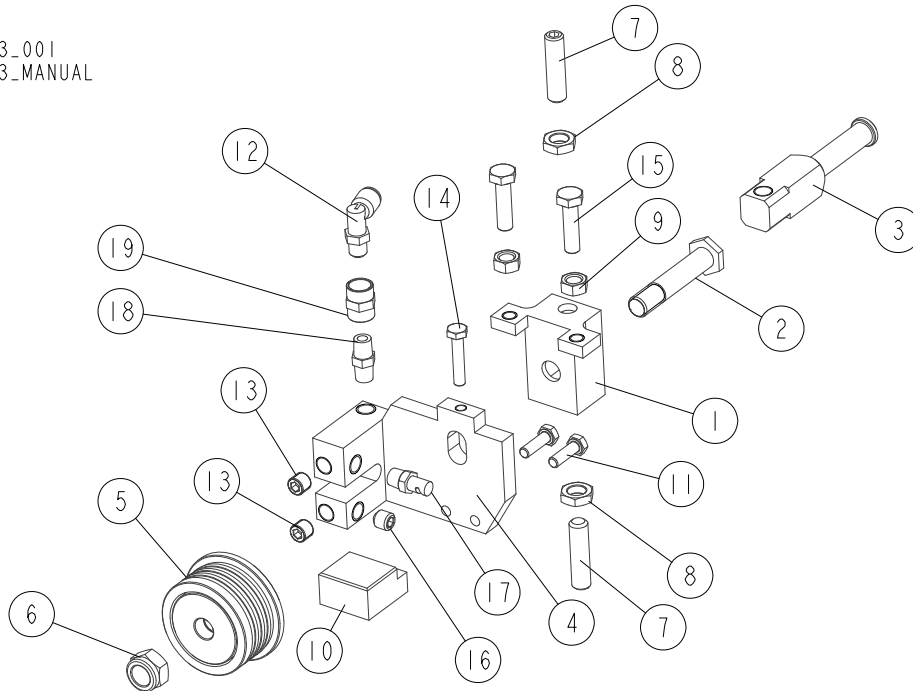
107055_001
107055_MANUAL



REF.	DESCRIPTION (◆ Indicates Parts Available in Assemblies Only)	PART#	QTY
	ROLLER ASSEMBLY, BLADE GUIDE	107055	1
1	BLOCK, VERTICAL ZINC-PLATED GUIDE	089503-1	1
2	BOLT, ZINC-PLATED ADJUSTMENT	506552-1	1
3	WASHER, 8.4 FLAT ZINC	F81054-1	7
4	BOLT, M8X40 DIN933 A2-70 STAINLESS STEEL	F81002-28	3
5	ROLLER, STANDARD IDLER BLADE GUIDE - COMPLETE See Section 5.3	092523	1
6	NUT, M8 DIN 934 A2-70 STAINLESS STEEL	F81032-7	5
7	BOLT, M8X30 DIN933 A2-70 STAINLESS STEEL	F81002-27	3
8	SCREW, M8X30 DIN 913 A2-70 STAINLESS STEEL SET	F81014-8	1

5.3 Blade Guide Roller, Idle Side

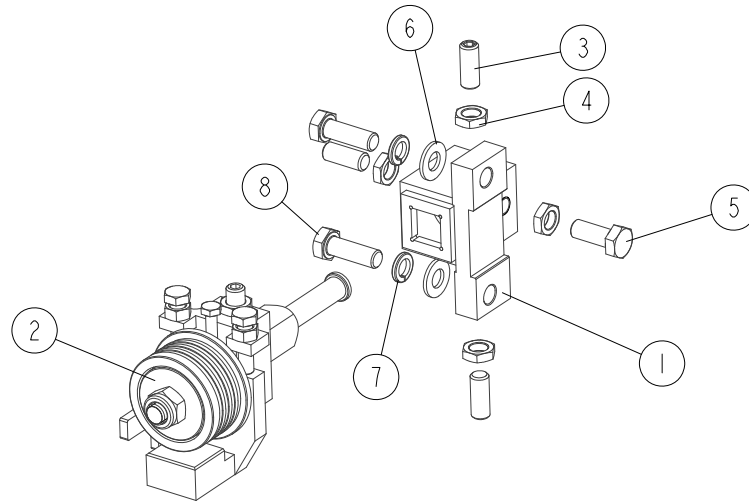
092523-001
 092523-MANUAL



REF.	DESCRIPTION (◆ Indicates Parts Available in Assemblies Only)	PART#	QTY
	BLADE GUIDE ASSEMBLY, IDLE SIDE	092523	1
1	BLOCK, ZINC-PLATED ADJUSTER	087756-1	1
2	BOLT, NARROW BLADE GUIDE ROLLER ZINC-PLATED	087761-1	1
3	SHAFT, ZINC-PLATED BLADE GUIDE MOUNT	088255-1	1
4	BLOCK WELDMENT, NOZZLE ZINC-PLATED	087750-1	1
5	ROLLER, BLADE GUIDE NARROW W/BEARINGS See Section 5.6	088261	1
6	NUT, M12 8 HEX NYLON ZINC LOCK	F81034-2	1
7	SCREW, M10X1X40 DIN913 A2-70 STAINLESS STEEL SET	F81015-2	2
8	NUT, M10X1-04-ST-A2E ISO8675 THIN	F81033-10	2
9	NUT, M8 DIN 934 A2-70 STAINLESS STEEL	F81032-7	2
10	BLOCK, ZINC-PLATED BLADE GUIDE	096956-1	1
11	BOLT, M6X20 8.8 HEX HEAD FULL THREAD ZINC	F81001-2	2
12	ELBOW, 90 DEG. 1/8MPT 1/4 TUBE SWIVEL	P09736	1
13	PLUG, M10X1 DIN 906 BN40 "BOSSARD"	F81015-3	2
14	BOLT, M6X30 DIN933 A2-70 STAINLESS STEEL	F81001-37	1
15	BOLT, M8X30 DIN933 A2-70 STAINLESS STEEL	F81002-27	2
16	FITTING, 1/8 NPT SOCKET PIPE PLUG	P30127	1
17	NOZZLE, BLADE WATER LUBE	016637	1
18	NIPPLE, 1/8 DRY SEAL	P02764	1
19	FITTING, 1/8FPT COUPLING	P05748	1

5.4 Blade Guide Roller, Drive Side

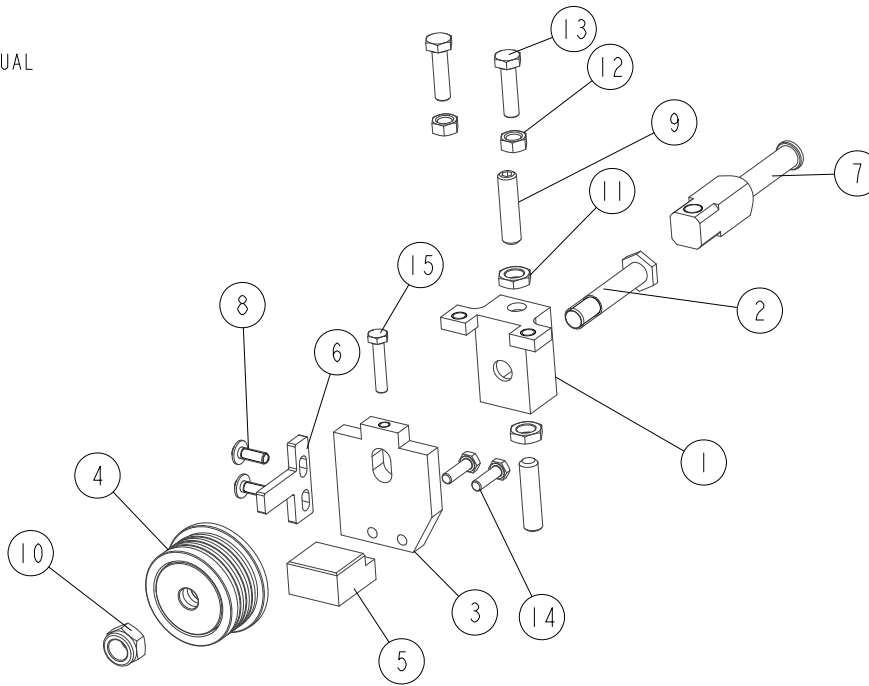
519382_001
519382_MANUAL



REF.	DESCRIPTION (◆ Indicates Parts Available in Assemblies Only)	PART#	QTY
	ROLLER, DRIVE-SIDE BLADE GUIDE - COMPLETE	519382	1
1	BLOCK WELDMENT, BLADE GUIDE MOUNT	087744	1
2	ROLLER ASSEMBLY, DRIVE-SIDE BLADE GUIDE See Section 5.5	087748	1
3	SCREW, M10X1X25 DIN 913 STAINLESS STEEL SET	F81015-4	3
4	NUT, M10X1-04-ST-A2E ISO8675 THIN	F81033-10	4
5	BOLT, M10X1X25 DIN 933 STAINLESS STEEL	F81003-28	1
6	WASHER, 10.5 FLAT ZINC	F81055-1	2
7	WASHER, Z10.2 SPLIT LOCK ZINC	F81055-2	2
8	BOLT, M10X30 5.8 HEX HEAD FULL THREAD ZINC	F81003-2	2

5.5 Blade Guide Roller, Drive Side

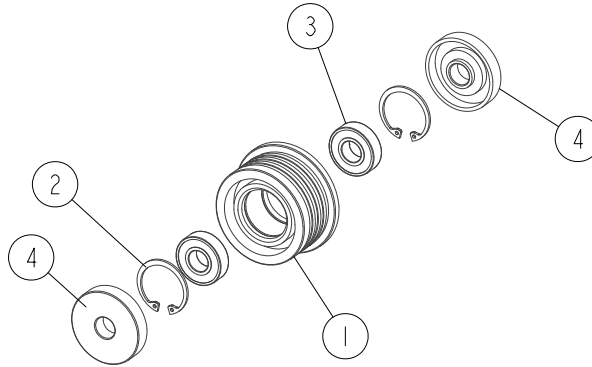
087748_001
087748_MANUAL



REF.	DESCRIPTION (◆ Indicates Parts Available in Assemblies Only)	PART#	QTY
	ROLLER ASSEMBLY, DRIVE-SIDE BLADE GUIDE	087748	1
1	BLOCK, ZINC-PLATED ADJUSTER	087756-1	1
2	BOLT, NARROW BLADE GUIDE ROLLER ZINC-PLATED	087761-1	1
3	PLATE, ZINC-PLATED BLADE GUIDE MOUNTING	087753-1	1
4	ROLLER, BLADE GUIDE NARROW W/BEARINGS See Section 5.6	088261	1
5	BLOCK, ZINC-PLATED BLADE GUIDE	096956-1	1
6	WIPER, BLADE ZINC-PLATED	087757-1	1
7	SHAFT, ZINC-PLATED BLADE GUIDE MOUNT	088255-1	1
8	BOLT, M6X16 BN 11252 "BOSSARD".	F81001-24	2
9	SCREW, M10X1X40 DIN913 A2-70 STAINLESS STEEL SET	F81015-2	2
10	NUT, M12 8 HEX NYLON ZINC LOCK	F81034-2	1
11	NUT, M10X1-04-ST-A2E ISO8675 THIN	F81033-10	2
12	NUT, M8 DIN 934 A2-70 STAINLESS STEEL	F81032-7	2
13	BOLT, M8X30 DIN933 A2-70 STAINLESS STEEL	F81002-27	2
14	BOLT, M6X20 8.8 HEX HEAD FULL THREAD ZINC	F81001-2	2
15	BOLT, M6X30 DIN933 A2-70 STAINLESS STEEL	F81001-37	1

5.6 Blade Guide Roller

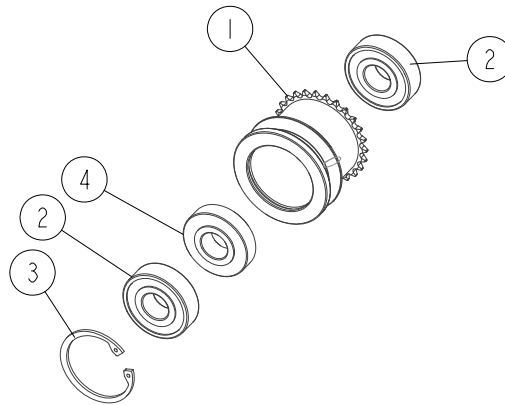
087748_002
087748_MANUAL



REF.	DESCRIPTION (◆ Indicates Parts Available in Assemblies Only)	PART#	QTY	
	ROLLER, BLADE GUIDE NARROW W/BEARINGS	088261	1	
1	ROLLER, BLADE GUIDE NARROW	087889	1	
2	RING, W28 INSIDE RETAINING	F81090-9	2	
3	BEARING, 6001 2RSR (FAG, SKF)	087893	2	
4	SPACER, BLADE GUIDE ROLLER ZINC-PL.	087891-1	2	

5.7 Blade Guide Drive Roller

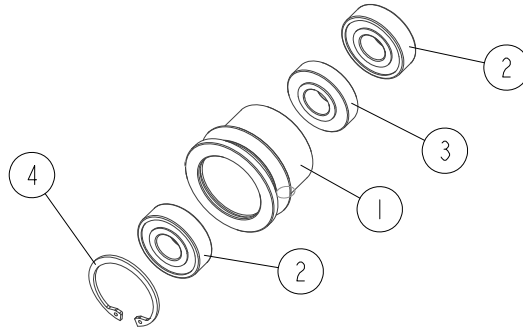
520282_001
 520282_MANUAL



REF.	DESCRIPTION (◆ Indicates Parts Available in Assemblies Only)	PART#	QTY	
	ROLLER, DRIVE - COMPLETE	520282	1	
1	ROLLER, W/SPROCKET	520281-1	1	
2	BEARING, 6203 2RSP6- 5/8 CX	095087	2	
3	RING, W40 INSIDE RETAINING	F81090-3	1	
4	BUSHING, SPACER	520283-1	1	

5.8 Blade Guide Idler Roller

520839_001
520839_MANUAL

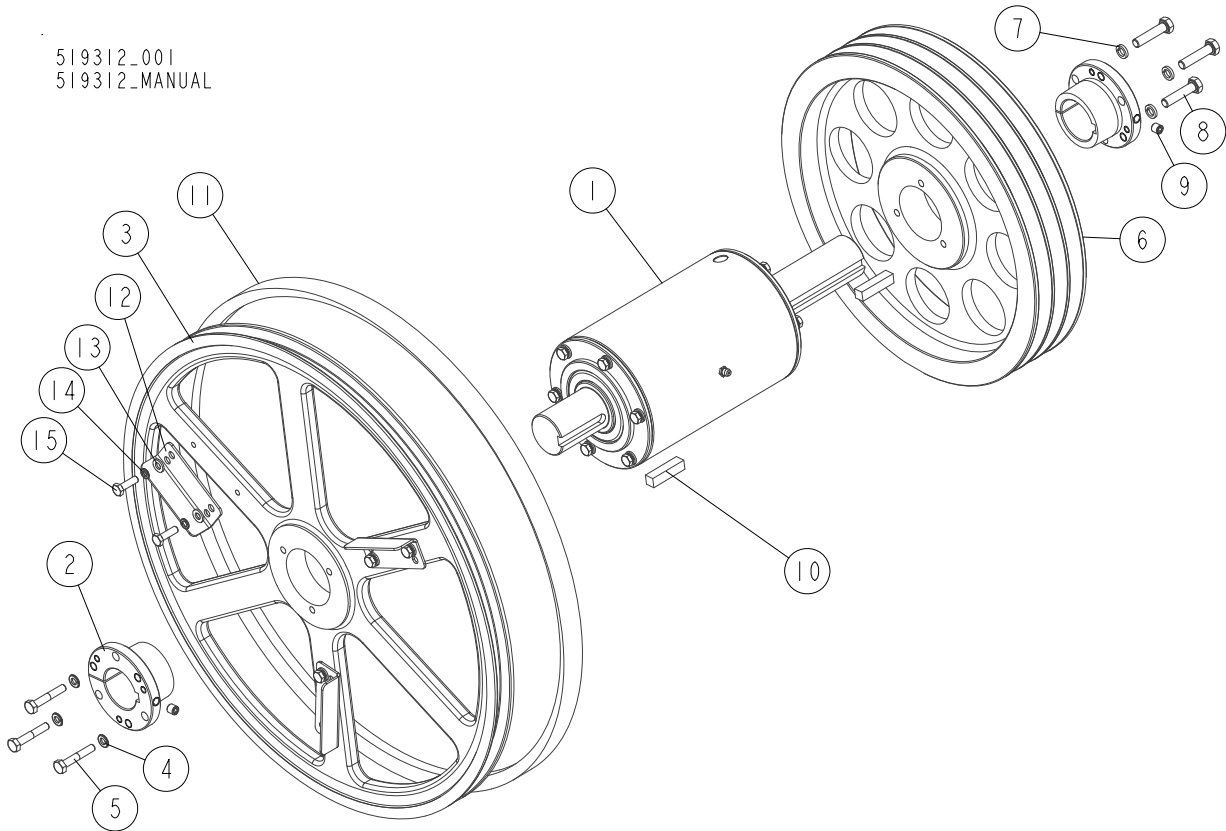


REF.	DESCRIPTION (◆ Indicates Parts Available in Assemblies Only)	PART#	QTY	
	ROLLER, IDLER BLADE GUIDE	520839	1	
1	ROLLER, IDLER	520829-1	1	
2	BEARING, 6203 2RSP6- 5/8 CX	095087	2	
3	BUSHING, SPACER	520283-1	1	
4	RING, W40 INSIDE RETAINING	F81090-3	1	

SECTION 6 BLADE WHEELS & TENSIONER

6.1 Blade Wheel Assembly, Drive Side

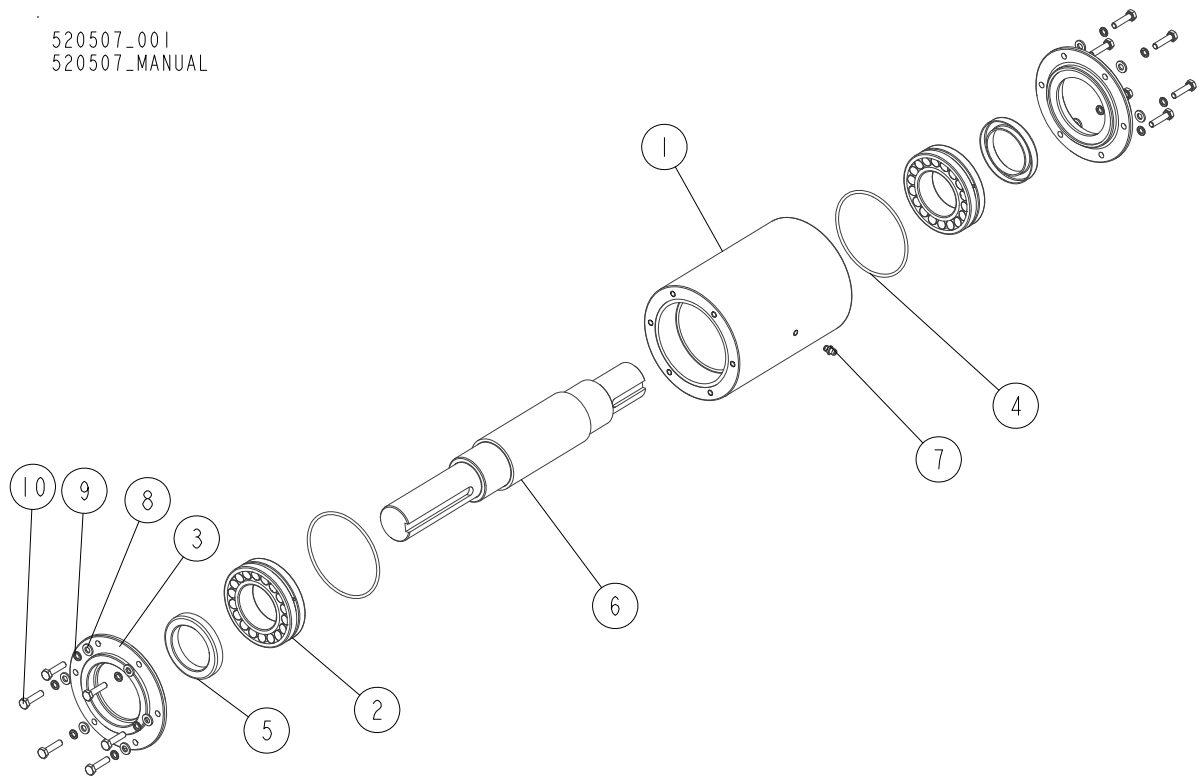
519312_001
519312_MANUAL



REF.	DESCRIPTION (◆ Indicates Parts Available in Assemblies Only)	PART#	QTY
	WHEEL, DRIVE-SIDE BLADE - COMPLETE	519312	1
1	WHEEL ASSEMBLY, DRIVE-SIDE BLADE	520507	1
2	BUSHING, SPLIT TAPER	087214	2
3	SHEAVE, 18.62"	521794	1
4	WASHER, 1/4" UNC SPLIT LOCK ZINC	F81052-21	3
5	BOLT, 1/4-20X1 1/2 HH FT	F05005-31	3
6	PULLEY, 3-GROOVE	087203	1
7	WASHER, 8.2 SPLIT LOCK ZINC	F81054-4	3
8	BOLT, M8X35-8.8 HEX HEAD FULL THREAD ZINC	F81002-13	3
9	SCREW, M8X8-33H GEOMET HEX SOCKET SET FLAT POINT	F81014-1	2
10	KEY, 9.52H7X9.5X38 METAL	087384	2
11	BELT, B-57	P04185-2	1
12	WING	097808-1	3
13	WASHER, 6.4 FLAT ZINC	F81053-1	6
14	WASHER, Z 6.1 SPLIT LOCK ZINC	F81053-3	6
15	BOLT, M6X20 8.8 HEX HEAD FULL THREAD ZINC	F81001-2	6

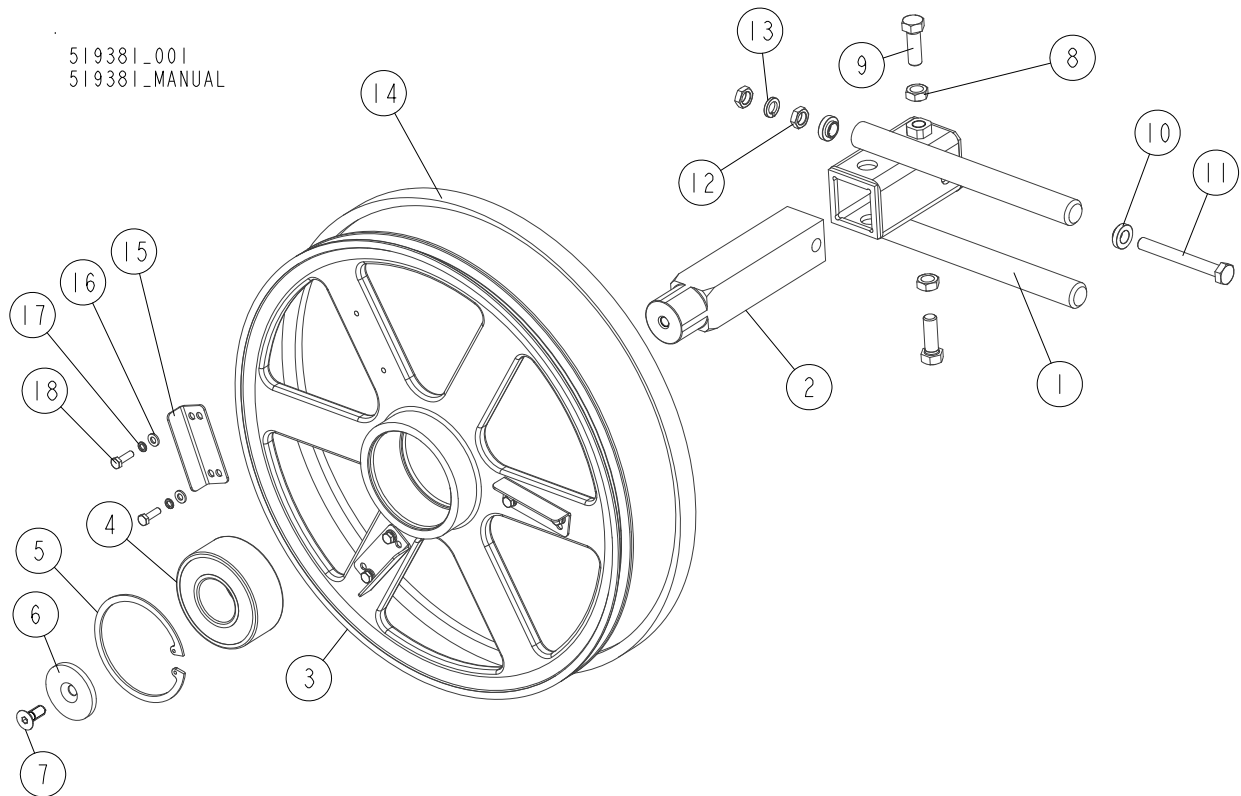
6.2 Blade Drive Shaft Assembly

520507_001
 520507_MANUAL



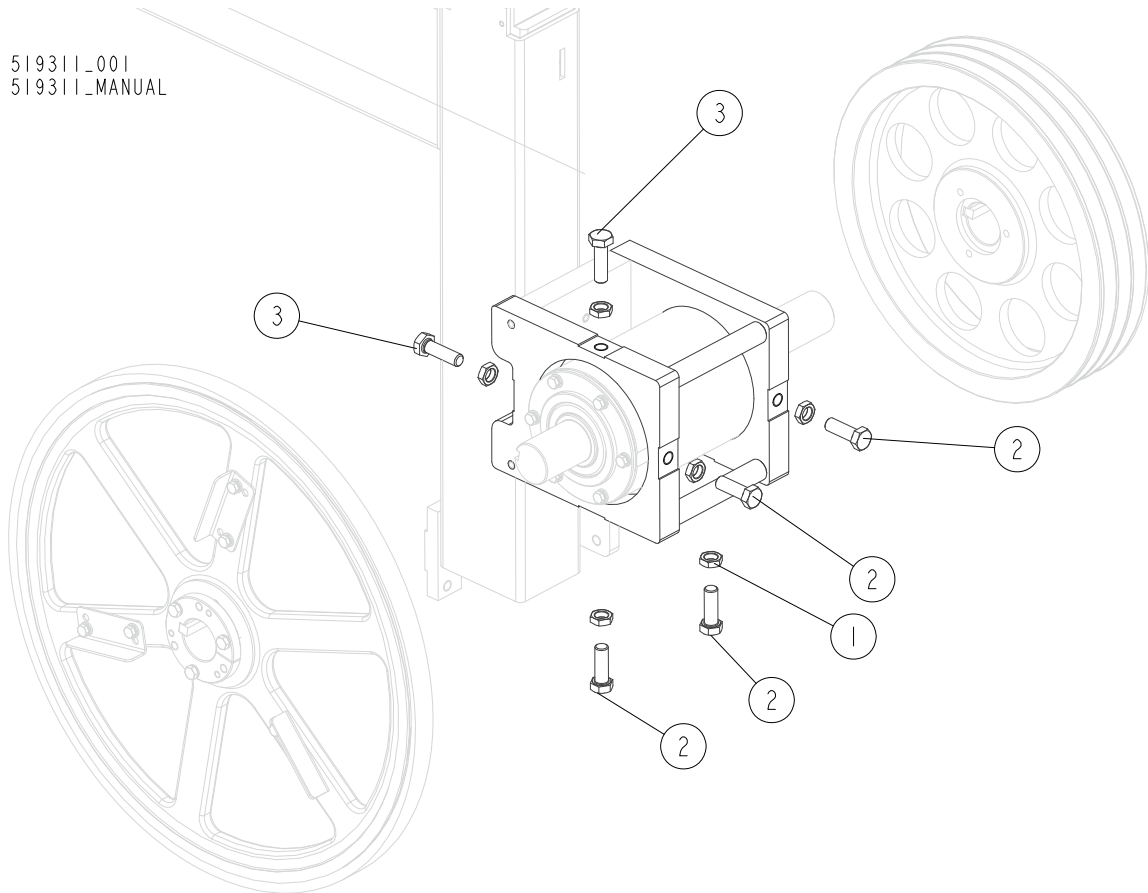
REF.	DESCRIPTION (◆ Indicates Parts Available in Assemblies Only)	PART#	QTY
	SHAFT ASSEMBLY, BLADE DRIVE	520507	1
1	HOUSING, DRIVE SHAFT BEARING	520505	1
2	BEARING, 22210 E1 50X90X23 SPHERICAL ROLLER	520509	2
3	PLATE, O-RING MOUNT	520504-1	2
4	O-RING, OR90X3 NBR	520513	2
5	SEAL, CC50X70X10 NBR	520517	2
6	SHAFT, BLADE DRIVE	520508	1
7	FITTING, M6 TYPE A STRAIGHT GREASE	086280	1
8	WASHER, 6.4 FLAT ZINC	F81053-1	12
9	WASHER, Z 6.1 SPLIT LOCK ZINC	F81053-3	12
10	BOLT, M6X25 5.8 HEX HEAD FULL THREAD ZINC	F81001-3	12

6.3 Blade Wheel Assembly, Idle Side



REF.	DESCRIPTION (◆ Indicates Parts Available in Assemblies Only)	PART#	QTY
	WHEEL ASSEMBLY, IDLE-SIDE BLADE	519381	1
1	ARM, BLADE TENSIONER GUIDE	107040	1
2	SHAFT, IDLE-SIDE BLADE WHEEL	519403	1
	WHEEL, IDLE-SIDE BLADE	521793	1
3	WHEEL, IDLE-SIDE BLADE	521792	1
4	BEARING, 3309B-2RSR ROLLING	086428	1
5	RING, 100MM INTERNAL BEVELED	F04254-28	1
6	WASHER, BLADE WHEEL RETAINING	095929-1	1
7	SCREW, M10X25-10.9 DIN 7991 FLAT SOCKET HEAD CAP ZINC	F81003-82	1
8	NUT, 1/2-20 HEX JAM	F05010-16	2
9	BOLT, 1/2-20X1 1/2 HEX HEAD GRADE 5	F05008-53	2
10	WASHER, FLANGED ZINC-PLATED	086769-1	2
11	BOLT, M12X1.25X100-8.8 HEX HEAD FULL THREAD ZINC	F81004-41	1
12	NUT, M12X1.25-8 THIN ZINC	F81034-5	2
13	WASHER, Z12.2 SPLIT LOCK ZINC	F81056-2	1
14	BELT, B57 BLADE WHEEL	P04185-2	1
15	WING	097808-1	3
16	WASHER, 6.4 FLAT ZINC	F81053-1	6
17	WASHER, Z 6.1 SPLIT LOCK ZINC	F81053-3	6
18	BOLT, M6X20 8.8 HEX HEAD FULL THREAD ZINC	F81001-2	6

6.4 Blade Wheel Adjustment Bolts

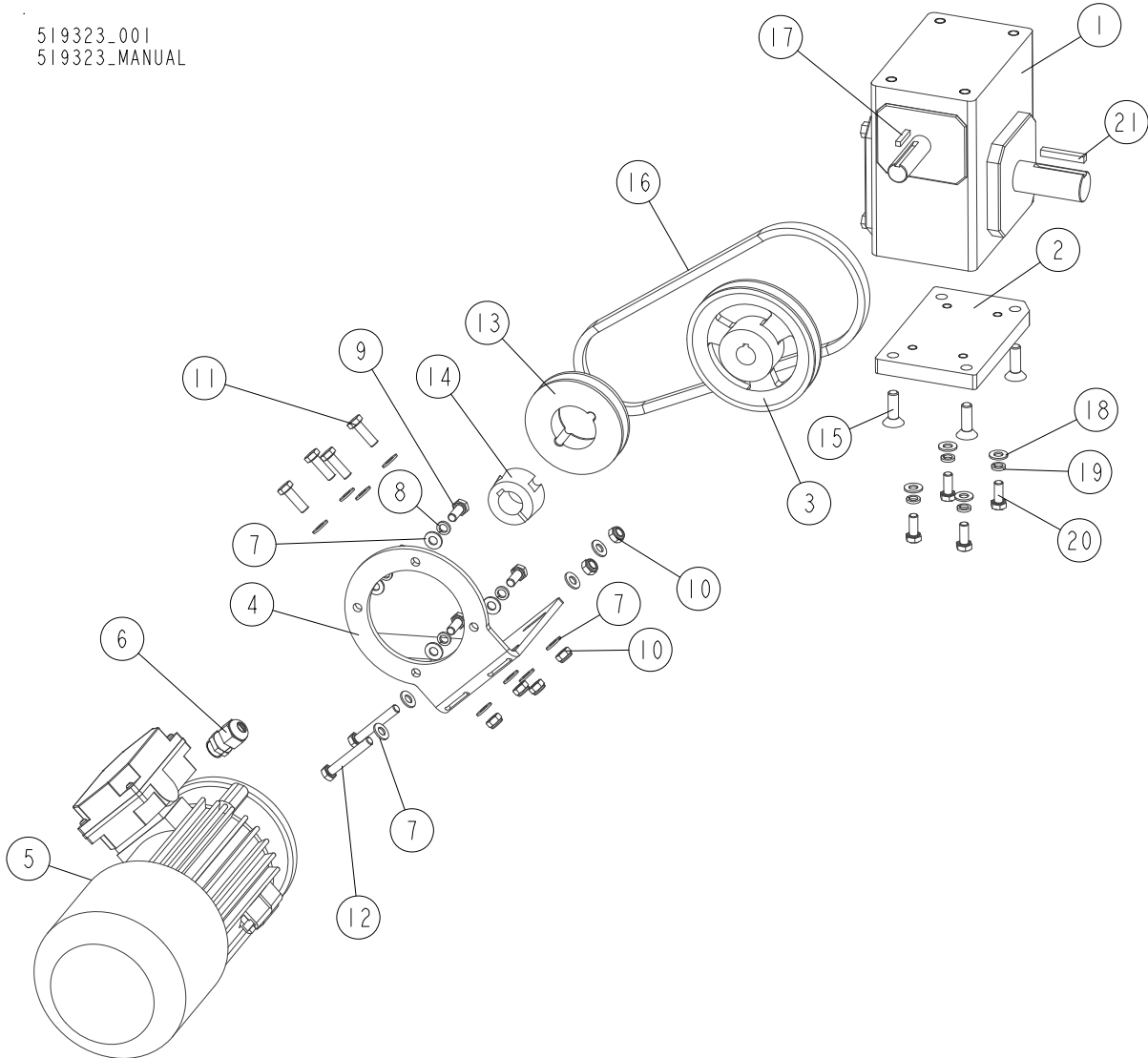


REF.	DESCRIPTION (◆ Indicates Parts Available in Assemblies Only)	PART#	QTY
1	NUT, M12-04-A THIN ZINC	F81034-6	6
2	BOLT, M12X35 8.8 HEX HEAD FULL THREAD ZINC	F81004-24	4
3	BOLT, M12X40-8.8 HEX HEAD FULL THREAD ZINC	F81004-4	2

SECTION 7 UP/DOWN SYSTEM

7.1 Up/Down Drive Assembly

519323-001
519323-MANUAL



REF.	DESCRIPTION (◆ Indicates Parts Available in Assemblies Only)	PART#	QTY
	DRIVE ASSEMBLY, UP/DOWN	519323	1
1	GEARBOX, I=70 UP/DOWN (GROVE)	519399	1
2	PLATE, UP/DOWN GEARBOX SPACER	519573-1	1
3	SHEAVE, AK51X3/4	015256	1
	MOTOR, LX450 UP/DOWN - COMPLETE	519633	1
4	BRACKET, LX450 UP/DOWN MOTOR MOUNT	519632-1	1
5	MOTOR, SKH90-4S2 HPS 1.1KW 1380 r.p.m. 400V	098901	1
6	GLAND, DW11/H CABLE	085388	1
7	WASHER, 8.4 FLAT ZINC	F81054-1	16
8	WASHER, 8.2 SPLIT LOCK ZINC	F81054-4	4
9	BOLT, M8X20 8.8 HEX HEAD FULL THREAD ZINC	F81002-4	4
10	NUT, M8 8 HEX NYLON ZINC LOCK	F81032-2	6
11	BOLT, M8X25-8.8-B HEX HEAD FULL THREAD ZINC	F81002-5	4

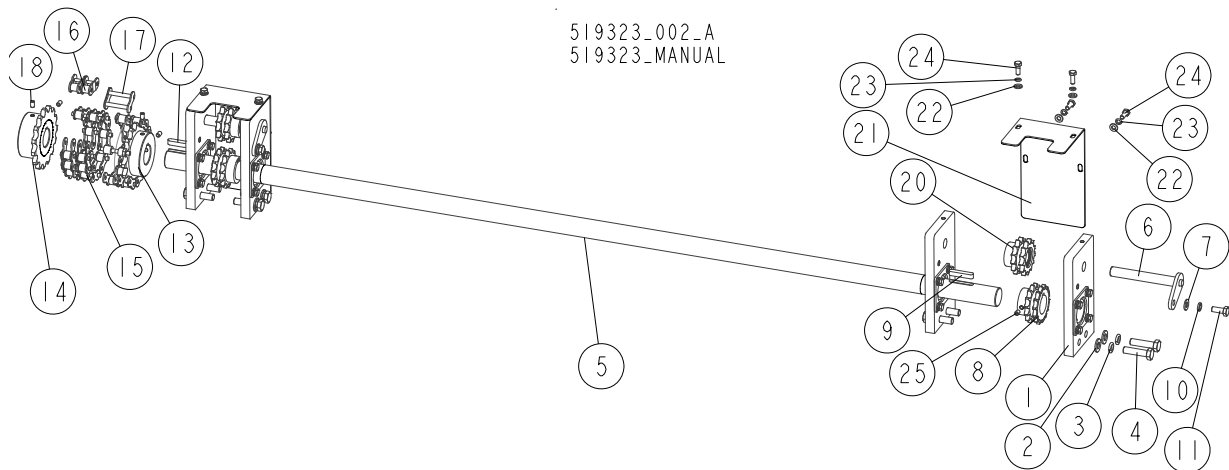


UP/DOWN SYSTEM

Up/Down Drive Assembly

REF.	DESCRIPTION (◆ Indicates Parts Available in Assemblies Only)	PART#	QTY	
12	BOLT, M8X55-8.8 HEX HEAD ZINC	F81002-8	2	
	PULLEY, F190 W/TAPER-LOCK 1210 D=24	519622	1	
13	PULLEY, SPA-A FOR TAPER-LOCK 1210 DW90	519620	1	
14	TAPER-LOCK 1210 (T31037)	519621	1	
15	BOLT, 3/8-16 X 1 FSH B/O	F05007-110	4	
16	V-BELT, A-750 MM	519398	1	
17	3/16 SQ KEY X 1 IN LONG	S31027	1	
18	WASHER, 8.4 FLAT ZINC	F81054-1	4	
19	WASHER, 8.2 SPLIT LOCK ZINC	F81054-4	4	
20	BOLT, M8X20 5.8 HEX HEAD FULL THREAD ZINC	F81002-1	4	
21	KEY, 1/4 X 1 11/16	S04124	1	

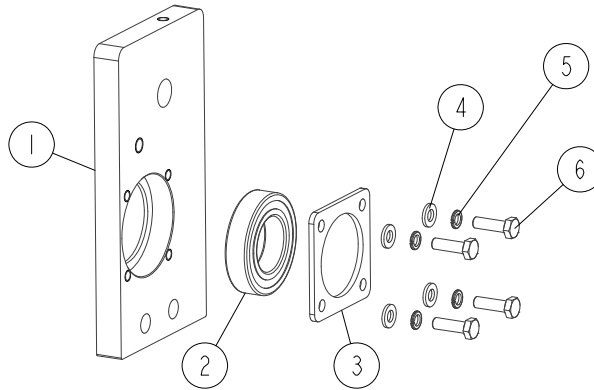
7.2 Up/Down Drive Assembly



REF.	DESCRIPTION (◆ Indicates Parts Available in Assemblies Only)	PART#	QTY
-	DRIVE ASSEMBLY, UP/DOWN	519323	1
1	PLATE, UP/DOWN DRIVE SHAFT MOUNT See Section 7.3	519324	4
2	WASHER, 10.5 FLAT ZINC	F81055-1	8
3	WASHER, Z 10.2 SPLIT LOCK ZINC	F81055-2	8
4	BOLT, M10X40-8.8 HEX HEAD FULL THREAD ZINC	F81003-16	8
5	SHAFT, UP/DOWN DRIVE	519331-1	1
6	SHAFT, LX450 UP/DOWN SPROCKET - COMPLETE	519334-1	2
7	WASHER, 8.4 FLAT ZINC	F81054-1	2
8	SPROCKET, 08B-2 Z-14	519380-1	2
9	KEY, A 8X7X40	503407	2
10	WASHER, 8.2 SPLIT LOCK ZINC	F81054-4	2
11	BOLT, M8X20 5.8 HEX HEAD FULL THREAD ZINC	F81002-1	2
12	KEY, A8X7X32 PARALLEL	088564	1
13	SPROCKET, Z15/D1=30 (12B-1)	511946-1	1
14	SPROCKET, Z15/D1=30 (12B-1)	519570-1	1
-	COUPLING, CHAIN - COMPLETE	519629	1
15	COUPLING, 12B-2 CHAIN	519564	1
16	LINK, 12B-2 OFFSET	515850	1
17	LINK, 12B-2PZ CHAIN	099249	1
18	SCREW, M6X10-45H HEX SOCKET ZINC SET W/FLAT POINT	F81001-26	4
19	MOTOR, LX450 UP/DOWN - COMPLETE	519633	1
20	SPROCKET, LX450 GUIDE See Section 7.4	519568	2
21	GUARD, CHAIN	520501-1	2
22	WASHER, 6.4 FLAT ZINC	F81053-1	8
23	WASHER, Z 6.1 SPLIT LOCK ZINC	F81053-3	8
24	BOLT, M6X16-8.8 HEX HEAD FULL THREAD ZINC	F81001-15	8
25	SCREW, M6X8-33H-GEOMET HEX SOCKET SET W/CONE POINT	F81013-1	2

7.3 Up/Down Shaft Mount Plate

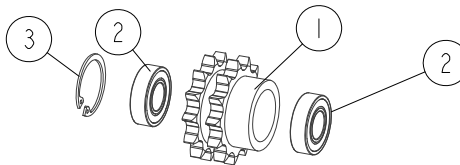
519324_001
519324_MANUAL



REF.	DESCRIPTION (◆ Indicates Parts Available in Assemblies Only)	PART#	QTY
	PLATE, UP/DOWN DRIVE SHAFT MOUNT	519324	1
1	PLATE, UP/DOWN BEARING HOUSING	519325-1	1
2	BEARING, 6006 2RSR	096191	1
3	WASHER, LOCKING	519330-1	1
4	WASHER, 6.4 FLAT ZINC	F81053-1	4
5	WASHER, Z 6.1 SPLIT LOCK ZINC	F81053-3	4
6	BOLT, M6X20 8.8 HEX HEAD FULL THREAD ZINC	F81001-2	4

7.4 Chain Guide Sprocket

519568_001
519568_MANUAL

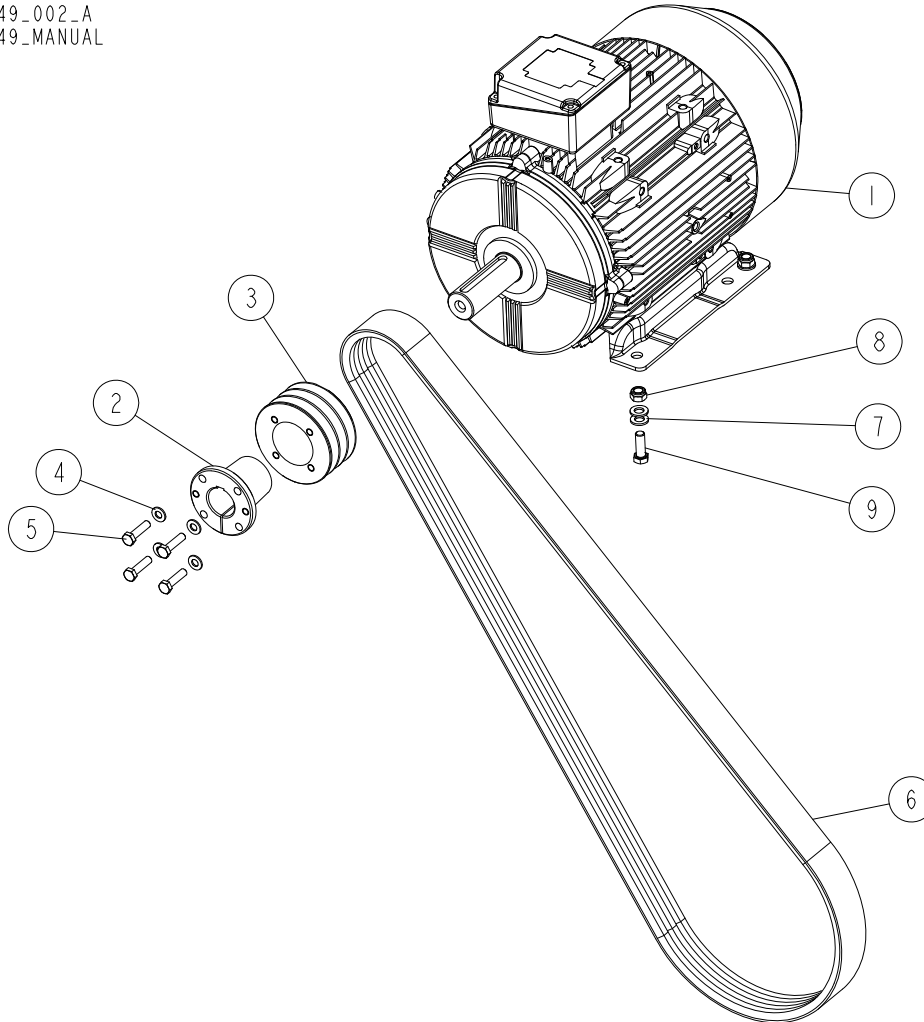


REF.	DESCRIPTION (◆ Indicates Parts Available in Assemblies Only)	PART#	QTY
	SPROCKET, LX450 CHAIN GUIDE	519568	1
1	SPROCKET, 08B-2 Z=13	519836-1	1
2	BEARING, 6002 2RS FAG	093801	2
3	RING, W30 INSIDE RETAINING	F81090-15	1

SECTION 8 MOTOR KIT

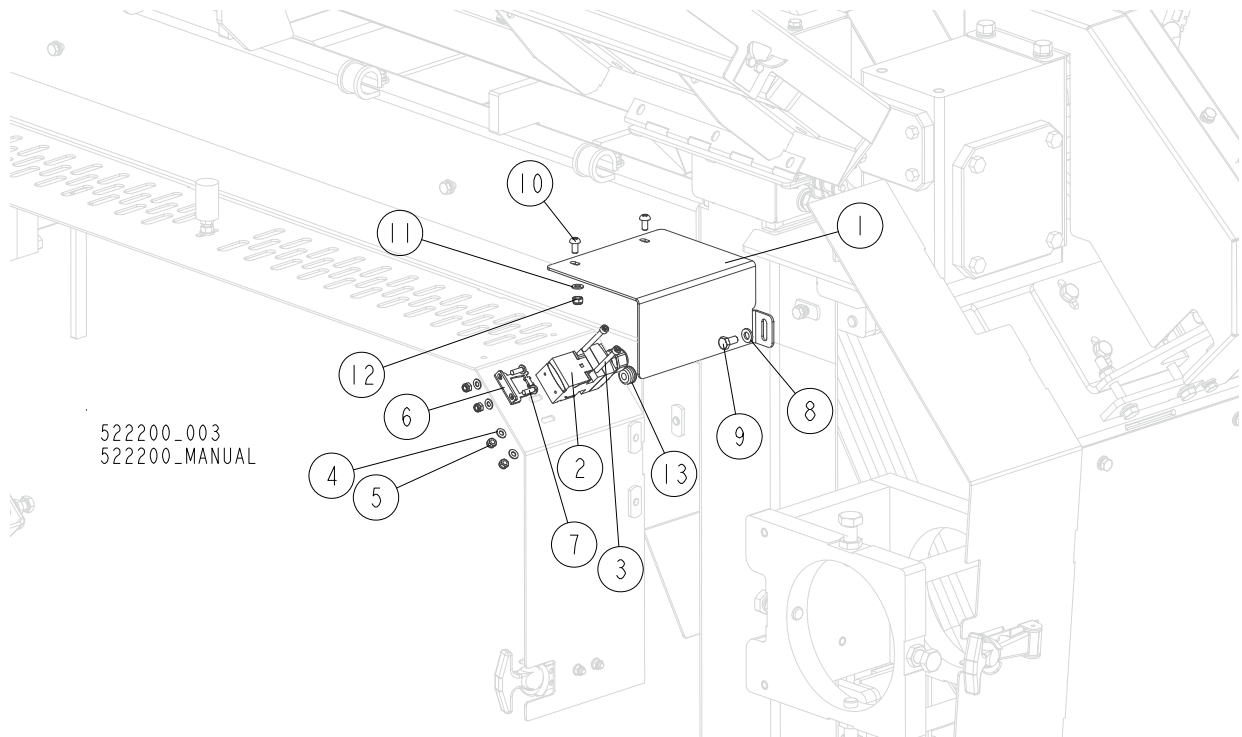
8.1 E20, E25 Motor Kit

521049_002_A
521049_MANUAL



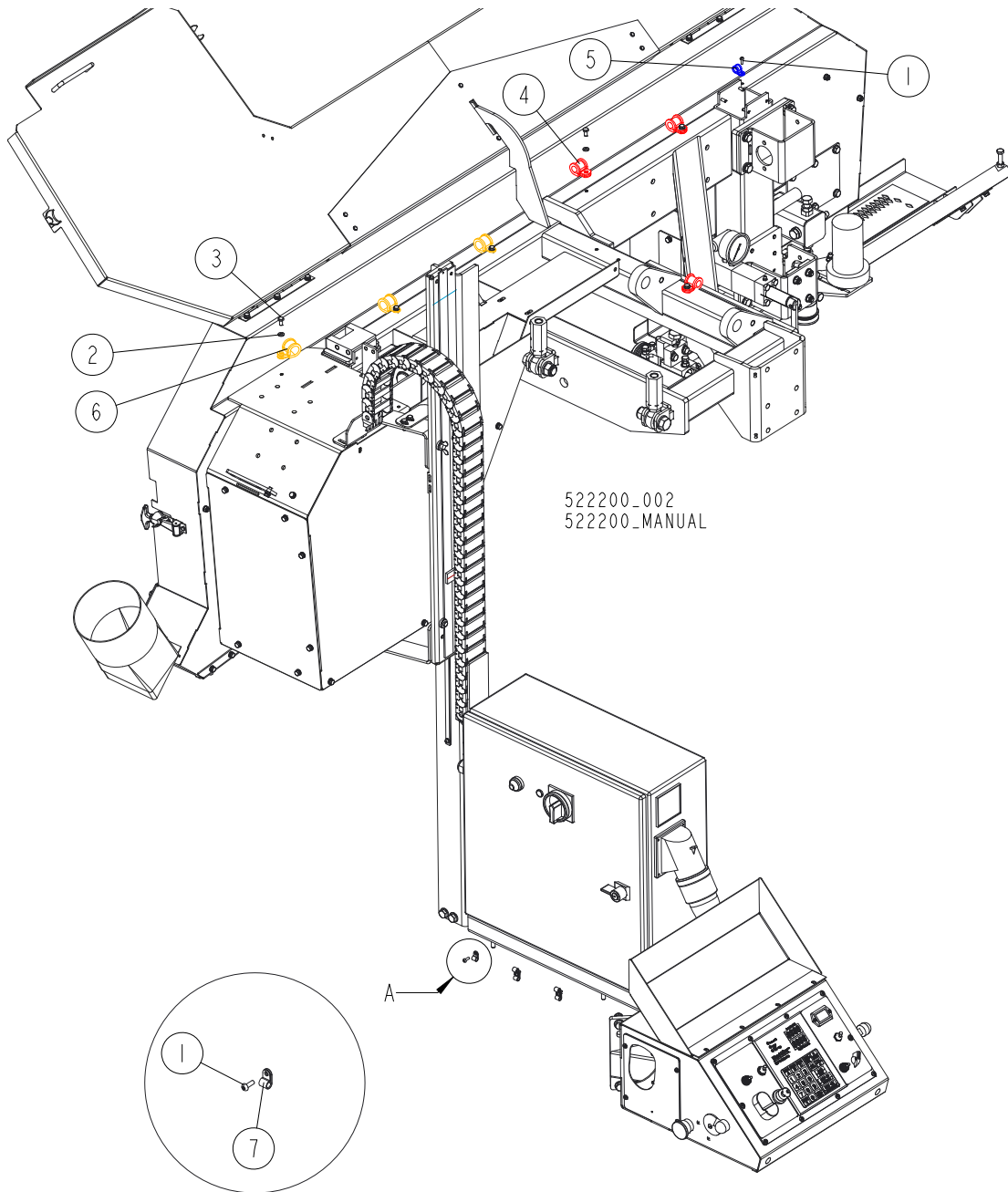
REF.	DESCRIPTION (◆ Indicates Parts Available in Assemblies Only)	PART #	QTY	
1	MOTOR, 15KW 3SG160M-2B-HM-T	522987	1	
	MOTOR, 18.5 KW 3SG160L-2-HM-T	522988	1	
2	SLEEVE, CONE	085714	1	
3	PULLEY, E25 MOTOR (INDONESIA)	093770	1	
4	WASHER, 10.5 FLAT ZINC	F81055-1	4	
5	BOLT, M10X40-8.8 HEX HEAD FULL THREAD ZINC	F81003-16	4	
6	V-BELT, 3BX 2437 LD	089464_LX45015KW	1	
7	WASHER, 13 FLAT ZINC	F81056-1	7	
8	NUT, M12 8 HEX NYLON ZINC LOCK	F81034-2	4	
9	BOLT, M12X40-5.8 HEX HEAD ZINC	F81004-1	3	
10	BOLT, M12X70-8.8 HEX HEAD ZINC	F81004-39	1	

8.2 Safety Switch Guard



REF.	DESCRIPTION (◆ Indicates Parts Available in Assemblies Only)	PART #	QTY
1	GUARD, SAFETY SWITCH	520674-1	1
2	SWITCH, AZ17-11ZRK SAFETY INTERLOCK	094232	1
3	SCREW, M4X35 8.8 HEX SOCKET HEAD CAP ZINC	F81011-34	2
4	WASHER, 4.3 FLAT ZINC	F81051-2	4
5	NUT, M4-8 HEX NYLON ZINC LOCK	F81029-1	4
6	KEY, AZ 17/170-B5	094422	1
7	SCREW, M4X12-5.8-B CROSS RECESSED PAN HEAD ZINC	F81011-43	6
8	WASHER, 6.4 FLAT ZINC	F81053-1	11
9	BOLT, M6X12 8.8 HEX HEAD FULL THREAD ZINC	F81001-7	7
10	SCREW, M5X10-8.8 CROSS RECESSED PAN HEAD ZINC	F81000-13	2
11	WASHER, 5.3 FLAT ZINC	F81052-1	2
12	NUT, M5-8 DIN985 HEX NYLON ZINC LOCK	F81030-2	2
13	GROMMET, GH6 RUBBER	085338	1

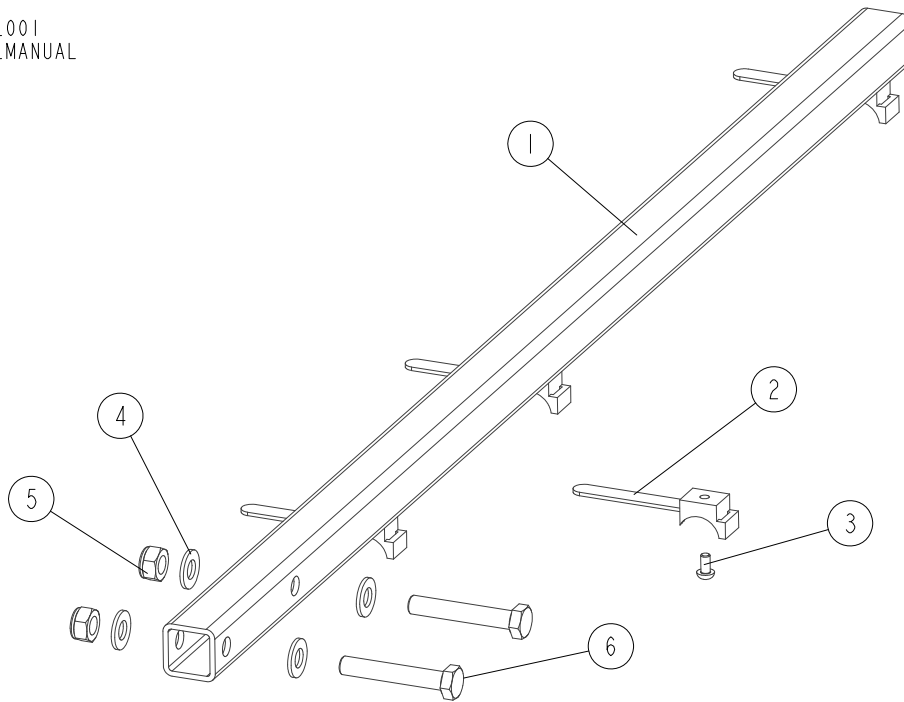
8.3 Electrical Cable Retaining Clips



REF.	DESCRIPTION (◆ Indicates Parts Available in Assemblies Only)	PART #	QTY	
1	SCREW, M4X12-5.8-B CROSS RECESSED PAN HEAD ZINC	F81011-43	6	
2	WASHER, 6.4 FLAT ZINC	F81053-1	9	
3	BOLT, M6X12 8.8 HEX HEAD FULL THREAD ZINC	F81001-7	7	
4	CLIP, RSGU 1.15/20 METAL&RUBBER RETAINING	509701	3	
5	CLIP, RSGU 1.10/12W1 METAL&RUBBER RETAINING	086861	1	
6	CLIP, RSGU 1.20/20 METAL&RUBBER RETAINING	F81087-2	3	
7	ELEMENT, EE63 MOUNTING	F81080-4	5	

8.4 Electrical Wire Hanger

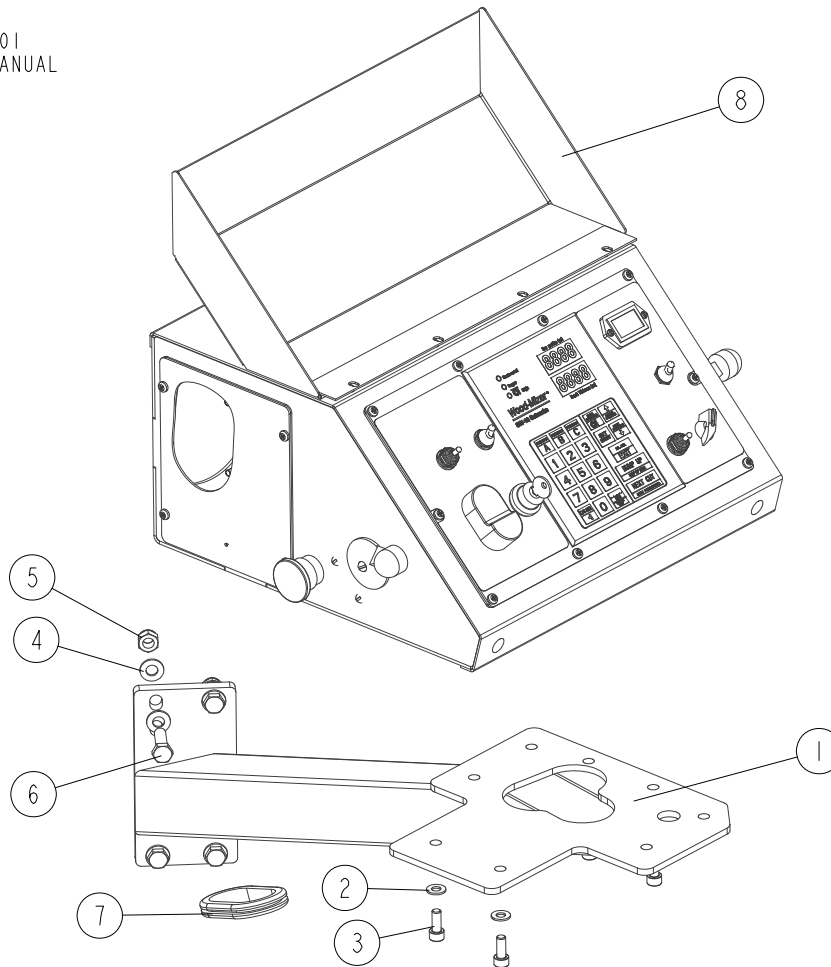
519951_001
 519951_MANUAL



REF.	DESCRIPTION (◆ Indicates Parts Available in Assemblies Only)	PART #	QTY
	TUBE, ELECTRICAL WIRE HANGER - COMPLETE	519951	1
1	TUBE, LX450 ELECTRICAL WIRE HANGER	519949-1	1
2	HOLDER - PLASTIC CABLE TIE	F81082-1	4
3	SCREW, M5X10-8.8 CROSS RECESSED PAN HEAD ZINC	F81000-13	4
4	WASHER, 10.5 FLAT ZINC	F81055-1	4
5	NUT, M10-8-B HEX NYLON ZINC LOCK	F81033-1	2
6	BOLT, M10X60-8.8 HEX HEAD ZINC	F81003-10	2

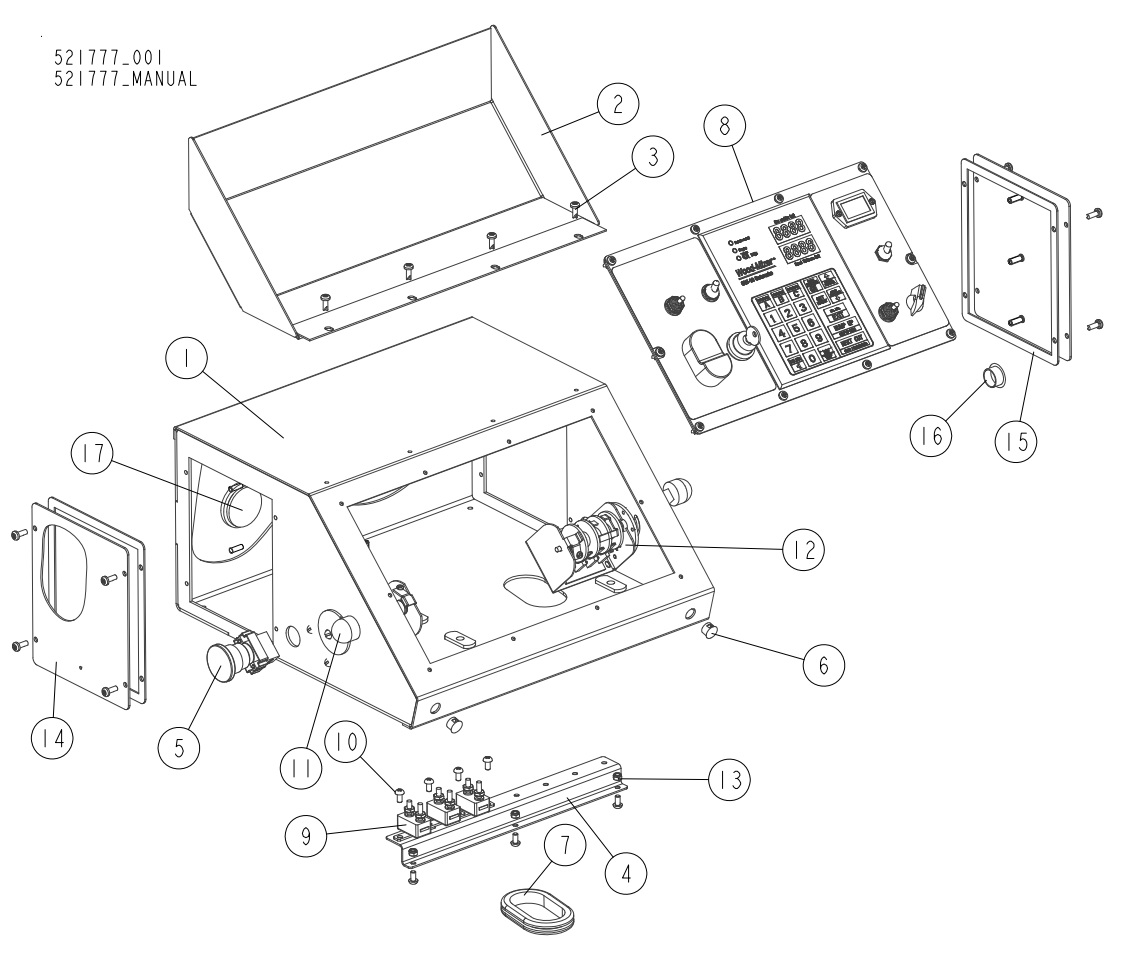
8.5 Control Box Mount

521049_001
521049_MANUAL



REF.	DESCRIPTION (◆ Indicates Parts Available in Assemblies Only)	PART #	QTY
1	MOUNT WELDMENT, CONTROL BOX	521805-1	1
2	WASHER, 8.4 FLAT ZINC	F81054-1	4
3	SCREW, M8X20-8.8 HEX SOCKET HEAD CAP ZINC	F81002-30	4
4	WASHER, 10.5 FLAT ZINC	F81055-1	8
5	NUT, M10-8-B HEX NYLON ZINC LOCK	F81033-1	4
6	BOLT, M10X35 8.8 HEX HEAD FULL THREAD ZINC	F81003-17	4
7	GROMMET, RUBBER	087065	1
8	BOX, LX450 CONTROL See Section 8.6	521777	1

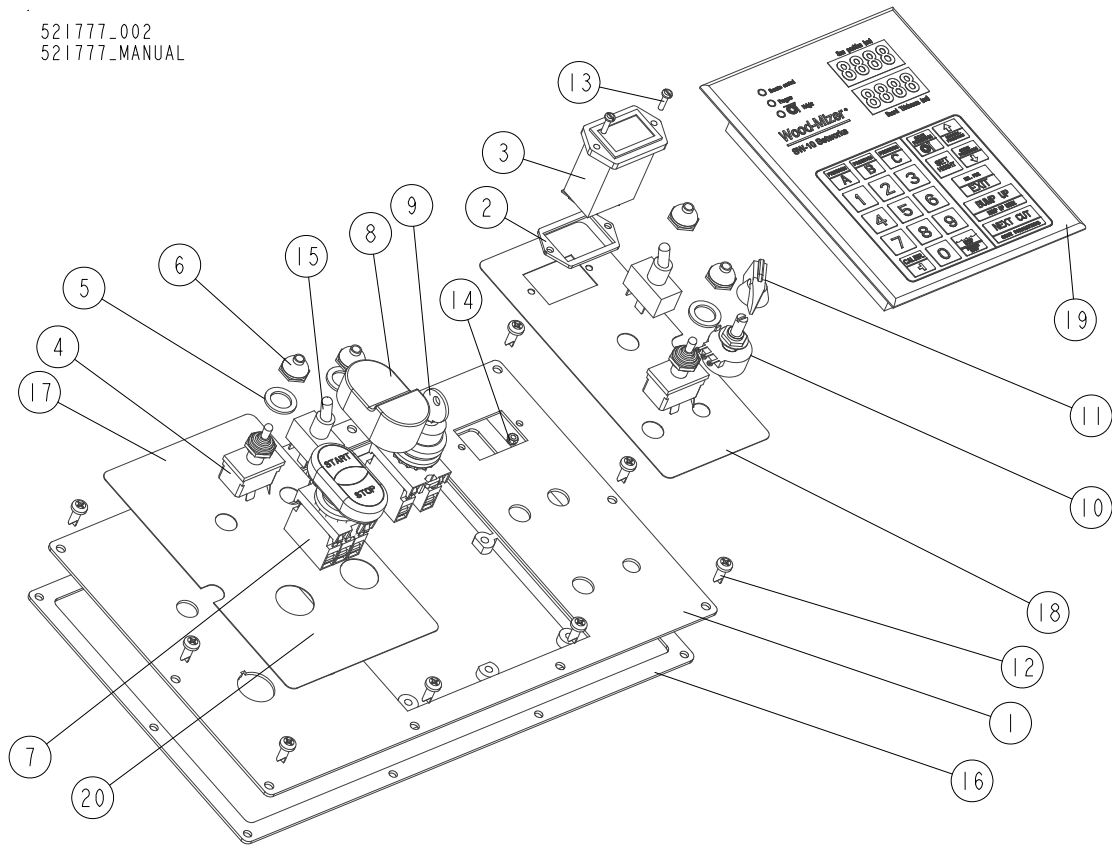
8.6 Control Box



REF.	DESCRIPTION (◆ Indicates Parts Available in Assemblies Only)	PART #	QTY
	BOX, LX450 CONTROL	521777	1
1	BOX WELDMENT, LT40 AC CONTROL	099622-1	1
2	COVER, CONTROL BOX - COMPLETE	097135-1	1
3	BOLT, #10-24X1/2 PH	F05015-17	12
4	RAIL, CIRCUIT BREAKER	525779-1	1
5	BUTTON, XB4 BS542 EMERGENCY STOP	086556	1
6	CAP. 12.7 HEYMAN DP-812 HOLE	086773	2
7	GROMMET, RUBBER	087065	1
8	PANEL, LX450 CONTROL See Section 8.7	521780	1
9	BREAKER, 15A MANUAL RESET	E20430	3
10	SCREW, M5X10-8.8 CROSS RECESSED PAN HEAD ZINC	F81000-13	7
11	SWITCH, 1992GS POWER FEED (SERVICE PACKAGE)	E20438	1
12	SWITCH, 1992 UP/DOWN (SERVICE PACKAGE)	E20440	1
13	NUT, M5-8 DIN985 HEX NYLON ZINC LOCK	F81030-2	3
	COVER, DC CONTROL BOX LEFT - COMPLETE	086700	2
14	COVER WELDMENT, DC CONTROL BOX LEFT/RIGHT	086699-1	1
15	GASKET, SIDE PANEL	015274	1
16	CAP, SR1086 22.2 HOLE	093544	1
17	GROMMET, 42X2.4MM DIAPHRAGM	F81093-41	1

8.7 Control Panel

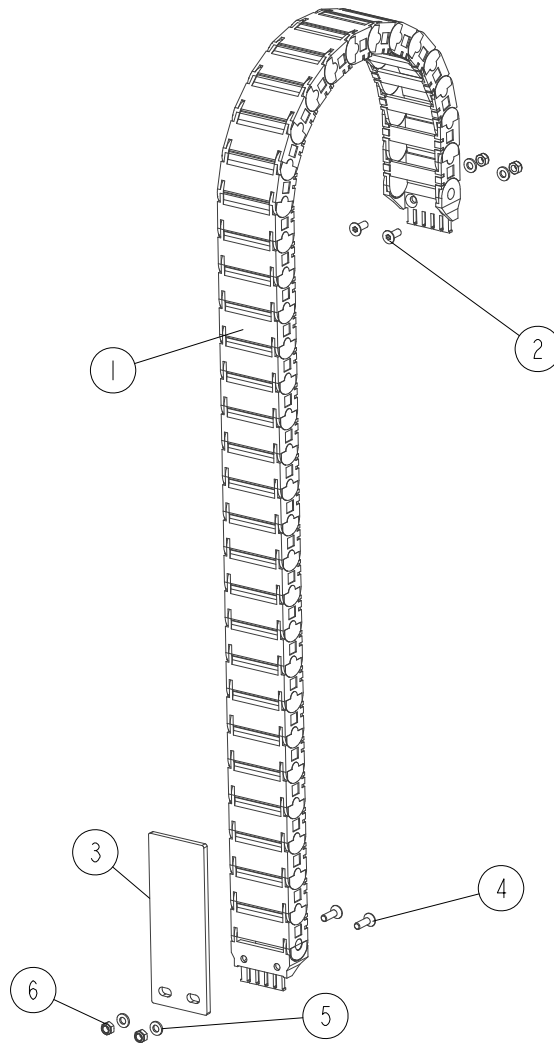
521777_002
521777_MANUAL



REF.	DESCRIPTION (◆ Indicates Parts Available in Assemblies Only)	PART #	QTY
	PANEL, LX450 CONTROL	521780	1
1	PLATE, LT40 AC CONTROL BOX FRONT	100572-1	1
2	SEAL, HOUR METER	093346	1
3	METER, HOUR (HOBBS-HONEYWELL)	093166	1
4	SWITCH, TOGGLE 21A DPDT REV MOM SPADE	024200	2
5	WASHER, 1/2X3/4X1/16 NYLON	P05251-1	3
6	BOOT, TOGGLE SWITCH	P02575	4
7	SWITCH, 24V MOELLER ILLUMINATED START/STOP	090452	1
8	DIAPHRAGM, M22-T-DD MOELLER	090462	1
9	SWITCH, M22 3-POSITION KEY	091361	1
10	POTENTIOMETER, 1K, LTAGA	E20519	1
11	KNOB, SPEED CONTROL	P06257	1
12	BOLT, #10-24X1/2 PH	F05015-17	10
13	SCREW, M3X12-FE/ZN5 DIN85A	F81000-12	2
14	NUT, M3-6 HEX NYLON ZINC LOCK	F81028-2	2
15	SWITCH, TOGGLE	P03027	2
16	GASKET, CONTROL BOX	097132	1
17	DECAL, LT20AC CONTROL BOX - LEFT	099594	1
18	DECAL, LX450 CONTROL BOX - RIGHT	521781	1
19	CONTROLLER, SW-10	500628	1
20	FRAME, SW-08 CONTROLLER REAR	100909	1

8.8 Cable Carrier

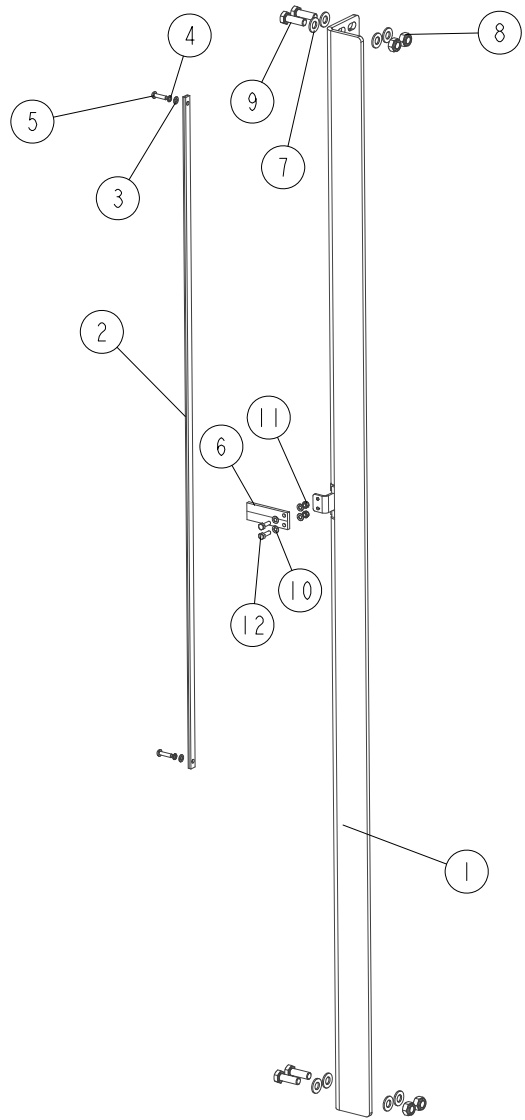
521049_004
521049_MANUAL



REF.	DESCRIPTION (◆ Indicates Parts Available in Assemblies Only)	PART #	QTY
1	CARRIER, LX450 CABLE	520675	1
2	SCREW, M6X16-10.9 DIN7991 FLAT SOCKET HEAD CAP ZINC	F81001-55	2
3	PLATE, CABLE CARRIER	098662-1	1
4	SCREW, M6X20-10.9 DIN7991 FLAT SOCKET HEAD CAP ZINC	F81001-17	2
5	WASHER, 6.4 FLAT ZINC	F81053-1	4
6	NUT, M6-8-B HEX NYLON ZINC LOCK	F81031-2	4

8.9 Blade Height Scale Indicator

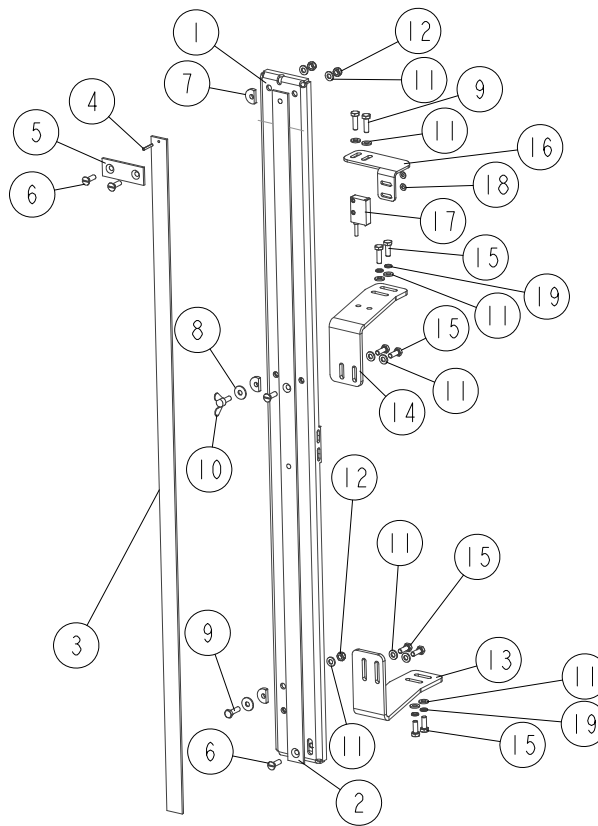
521049_005
521049_MANUAL



REF.	DESCRIPTION (◆ Indicates Parts Available in Assemblies Only)	PART #	QTY
	INDICATOR ASSEMBLY, BLADE HEIGHT SCALE	519560	1
1	BRACKET WELDMENT, SCALE INDICATOR MOUNT	519558-1	1
	STRIP ASSEMBLY, MAGNETIC	097774	1
2	BAR W/MAGNETIC STRIP	098173-1	1
3	WASHER, 5.3 FLAT ZINC	F81052-1	2
4	WASHER, 5.1 SPLIT LOCK ZINC	F81052-2	2
5	SCREW, M5X20 8.8 CROSS RECESSED PAN HEAD ZINC	F81000-34	2
6	INDICATOR, BLADE HEIGHT SCALE	094821	1
7	WASHER, 10.5 FLAT ZINC	F81055-1	8
8	NUT, M10-8-B HEX NYLON ZINC LOCK	F81033-1	4
9	BOLT, M10X30 5.8 HEX HEAD FULL THREAD ZINC	F81003-2	4
10	WASHER, 5.3 FLAT ZINC	F81052-1	4
11	NUT, M5-8-FE/ZN5 DIN985	F81030-2	2
12	BOLT, M5X16 8.8 HEX HEAD FULL THREAD ZINC	F81000-20	2

8.10 Blade Height Scale

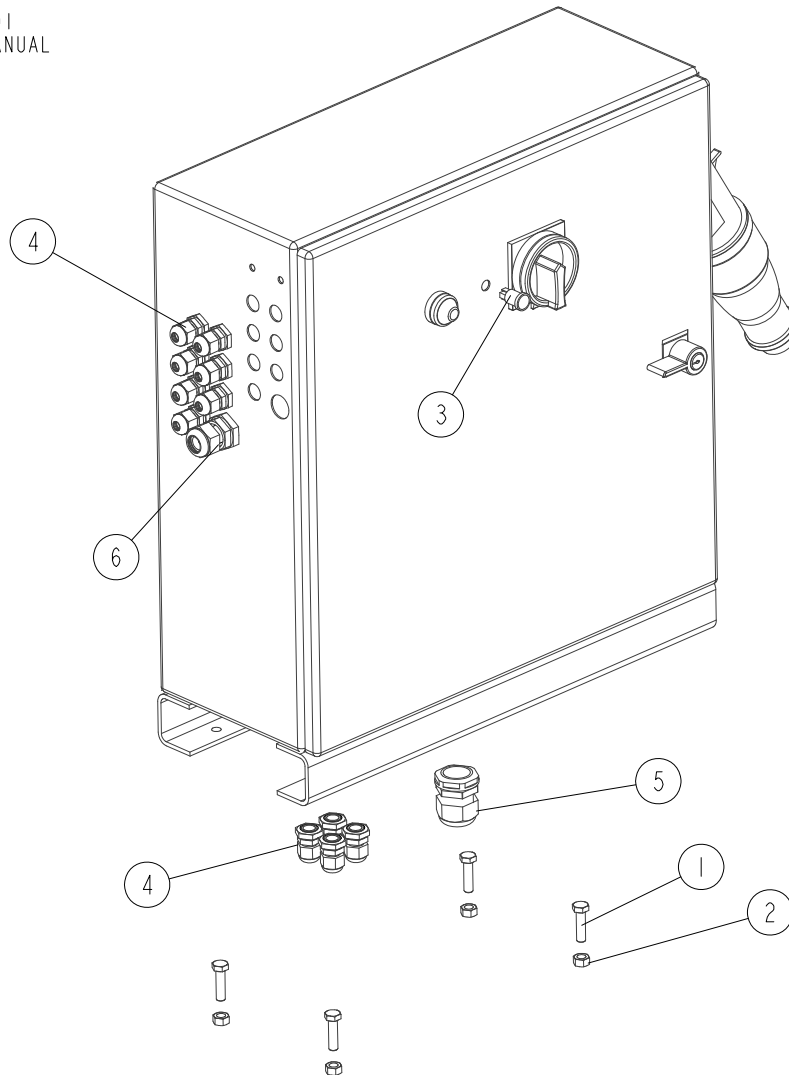
521049_006
521049_MANUAL



REF.	DESCRIPTION (◆ Indicates Parts Available in Assemblies Only)	PART #	QTY
	SCALE, BLADE HEIGHT - COMPLETE	519834	1
1	PLATE, BLADE HEIGHT SCALE BASE	098890-1	1
2	BAR, INCH/CENTIMETER SCALE (35")	093341	1
3	BAR, QUARTER INCH SCALE (35")	093342	1
4	PIN, 3X20 GEOMET ROLL	F81044-5	1
5	PLATE, CLAMPING	093134	1
6	SCREW, M6X20-5.8-B SLOTTED COUNTERSUNK HEAD ZINC	F81001-31	4
7	WASHER, 6.2X20X4.5 SPECIAL	503098	3
8	WASHER, 6.5 SPECIAL FLAT ZINC	F81053-11	2
9	BOLT, M6X20 8.8 HEX HEAD FULL THREAD ZINC	F81001-2	4
10	SCREW, M6X16 DIN-316/BN-276 ZINC WING	F81001-16	1
11	WASHER, 6.4 FLAT ZINC	F81053-1	15
12	NUT, M6-8-B HEX NYLON ZINC LOCK	F81031-2	6
13	BRACKET, LOWER SCALE MOUNT	519838-1	1
14	BRACKET, UPPER SCALE MOUNT	519839-1	1
15	BOLT, M6X16-8.8 HEX HEAD FULL THREAD ZINC	F81001-15	7
16	BRACKET, SENSOR MOUNT	519846-1	1
17	SENSOR, MSK-320 MAGNETIC	096014	1
18	WASHER, 4.3 FLAT ZINC	F81051-2	2
19	WASHER, Z 6.1 SPLIT LOCK ZINC	F81053-3	4

8.11 E20, E25 Electric Box

521654_001
521654_MANUAL

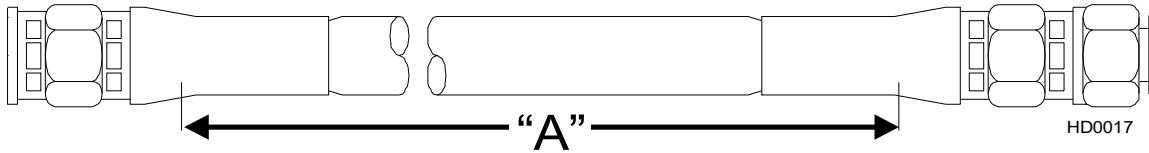


REF.	DESCRIPTION (◆ Indicates Parts Available in Assemblies Only)	PART #	QTY
	BOX, LX450 ELECTRIC	521654 ¹	1
1	BOLT, M8X30 8.8 HEX HEAD FULL THREAD ZINC	F81002-7	4
2	NUT, M8-8-B HEX ZINC	F81032-1	4
3	LIGHT, RED 12VOLT 187 TABS	E20483	1
4	GLAND, DP9/H CABLE	F81096-2	11
5	GLAND, DP21/H CABLE	F81096-3	1
6	GLAND, DP16/H CABLE	F81096-7	1

¹ See the Electrical Components List (provided with the operator's manual) for the remaining electric box components.

SECTION 9 HYDRAULIC SYSTEM

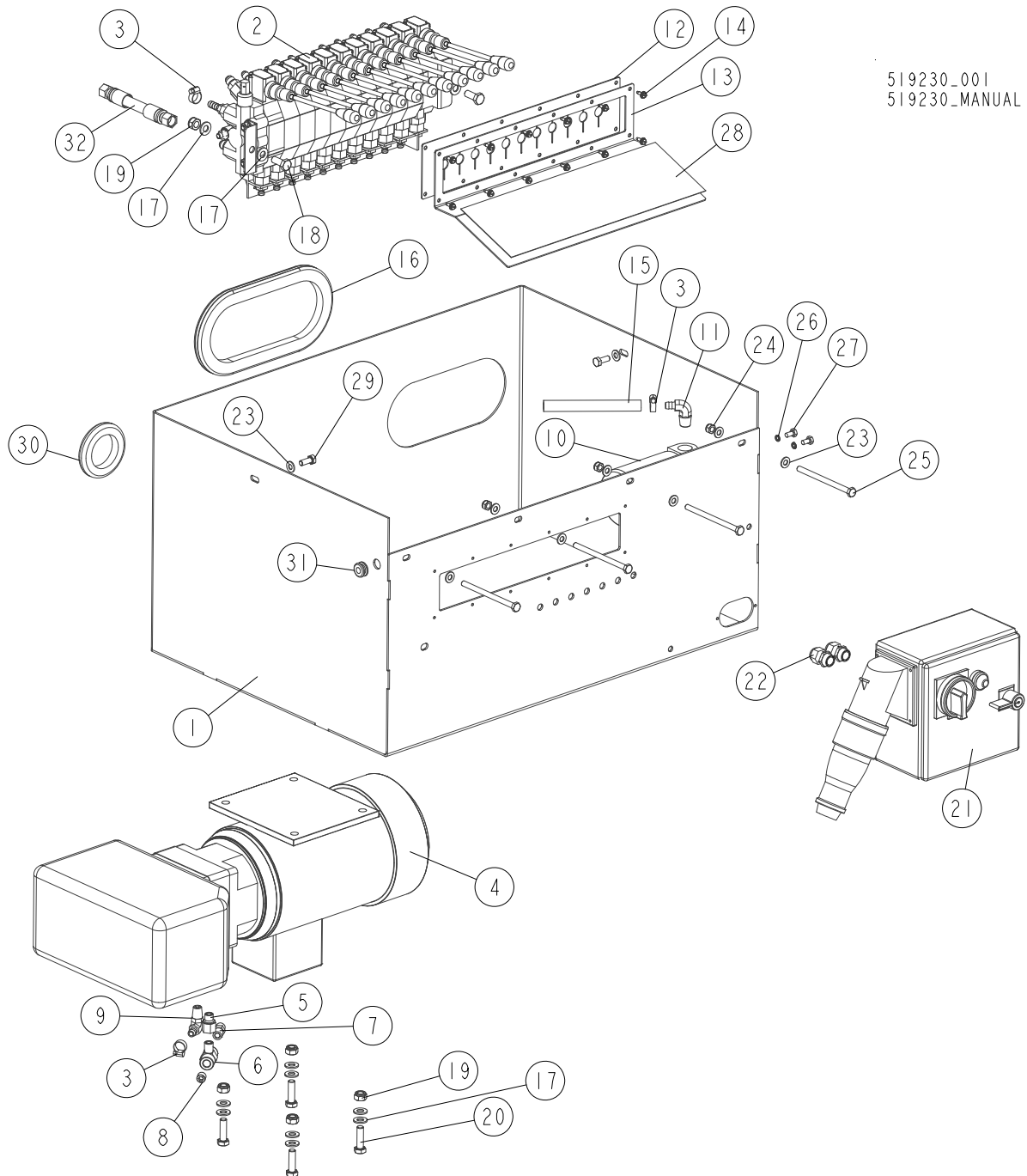
9.1 Hydraulic Hoses



AHS4/AHS5			
Part No.	Length "A" [m]	Description	Diameter
015691	4.83	Main Clamp In (P-L)	3/8"
094588	5	Main Clamp Out (P-L)	3/8"
087794	5.182	Main Clamp Up	1/4"
506094	5.5	Main Clamp Down	1/4"
095351	5.69	Side Supports and Turner Up (from Hydraulic Valve to Turner Cylinder)	3/8"
089856	1.9	Side Supports and Turner Up (from Turner Cylinder to Side Support Cylinder)	3/8"
089854	2.1	Side Supports and Turner Down (from Side Support Cylinder to Turner Cylinder)	3/8"
095351	5.69	Side Supports and Turner Down (from Turner Cylinder to Hydraulic Valve)	3/8"
522193	6.1	Chain Turner Rotation (from Hydraulic Valve to Motor)	3/8"
522193	6.1	Chain Turner Rotation (from Motor to Hydraulic Valve)	3/8"
P12544	3.61	Driven Log Levelling Roller Up	1/4"
507862	3.8	Driven Log Levelling Roller Down	1/4"
098414	3.5	Driven Log Levelling Roller Rotation (from Hydraulic Valve to Motor)	1/4"
098414	3.5	Driven Log Levelling Roller Rotation (from Motor to Hydraulic Valve)	1/4"
507001	6	Toe Board Roller Up - Rear	1/4"
094602	6.3	Toe Board Roller Down - Rear	1/4"
P12540	2.41	Hydraulic Log Clamp In (from Hydraulic Valve to Tee Fitting)	1/4"
089860	0.85	Hydraulic Log Clamp In (from Tee Fitting to 1st Clamp)	1/4"
507862	3.8	Hydraulic Log Clamp In (from Tee Fitting to 2nd Clamp)	1/4"
507862	3.8	Hydraulic Log Clamp Out (from 2nd Clamp to Tee Fitting)	1/4"
089860	0.85	Hydraulic Log Clamp Out (from 1st Clamp to Tee Fitting)	1/4"
P12540	2.41	Hydraulic Log Clamp Out (from Tee Fitting to Hydraulic Valve)	1/4"
505843	2.9	Front Hydraulic Log Clamp Up	1/4"
093065	3.12	Front Hydraulic Log Clamp Down	1/4"
506096	6.1	Rear Hydraulic Log Clamp Up	1/4"
094602	6.3	Rear Hydraulic Log Clamp Down	1/4"
For AHS5 Only			
015683	3.53	Log Loader Up (from Hydraulic Valve to Tee Fitting)	3/8"
507006	1.005	Log Loader Up (from Tee Fitting to 1st Cylinder)	3/8"
524207	2.5	Log Loader Up (from Tee Fitting to 2nd Cylinder)	3/8"
507181	0.805	Log Loader Down (from 1st Cylinder to Tee Fitting)	3/8"
507003	2.305	Log Loader Down (from 2nd Cylinder to Tee Fitting)	3/8"
015683	3.53	Log Loader Down (from Tee Fitting to Hydraulic Valve)	3/8"

AHS2/AHS3			
Part No.	Length "A" [m]	Description	Diameter
015691	4.83	Main Clamp In (P-L)	3/8"
094588	5	Main Clamp Out (P-L)	3/8"
087794	5.182	Main Clamp Up	1/4"
506094	5.5	Main Clamp Down	1/4"
095351	5.69	Side Supports and Turner Up (from Hydraulic Valve to Turner Cylinder)	3/8"
089856	1.9	Side Supports and Turner Up (from Turner Cylinder to Side Support Cylinder)	3/8"
089854	2.1	Side Supports and Turner Down (from Side Support Cylinder to Turner Cylinder)	3/8"
095351	5.69	Side Supports and Turner Down (from Turner Cylinder to Hydraulic Valve)	3/8"
522193	6.1	Chain Turner Rotation (from Hydraulic Valve to Motor)	3/8"
522193	6.1	Chain Turner Rotation (from Motor to Hydraulic Valve)	3/8"
P12544	3.6	Driven Log Levelling Roller Up	1/4"
507862	3.8	Driven Log Levelling Roller Down	1/4"
098414	3.5	Driven Log Levelling Roller Rotation (from Hydraulic Valve to Motor)	1/4"
098414	3.5	Driven Log Levelling Roller Rotation (from Motor to Hydraulic Valve)	1/4"
507001	6	Toe Board Roller Up - Rear	1/4"
094602	6.3	Toe Board Roller Down - Rear	1/4"
For AHS3 Only			
505845	3.65	Log Loader Up (from Hydraulic Valve to Tee Fitting)	3/8"
507006	1.005	Log Loader Up (from Tee Fitting to 1st Cylinder)	3/8"
524207	2.5	Log Loader Up (from Tee Fitting to 2nd Cylinder)	3/8"
507181	0.805	Log Loader Down (from 1st Cylinder to Tee Fitting)	3/8"
507003	2.305	Log Loader Down (from 2nd Cylinder to Tee Fitting)	3/8"
505845	3.65	Log Loader Down (from Tee Fitting to Hydraulic Valve)	3/8"

9.2 Hydraulic Box

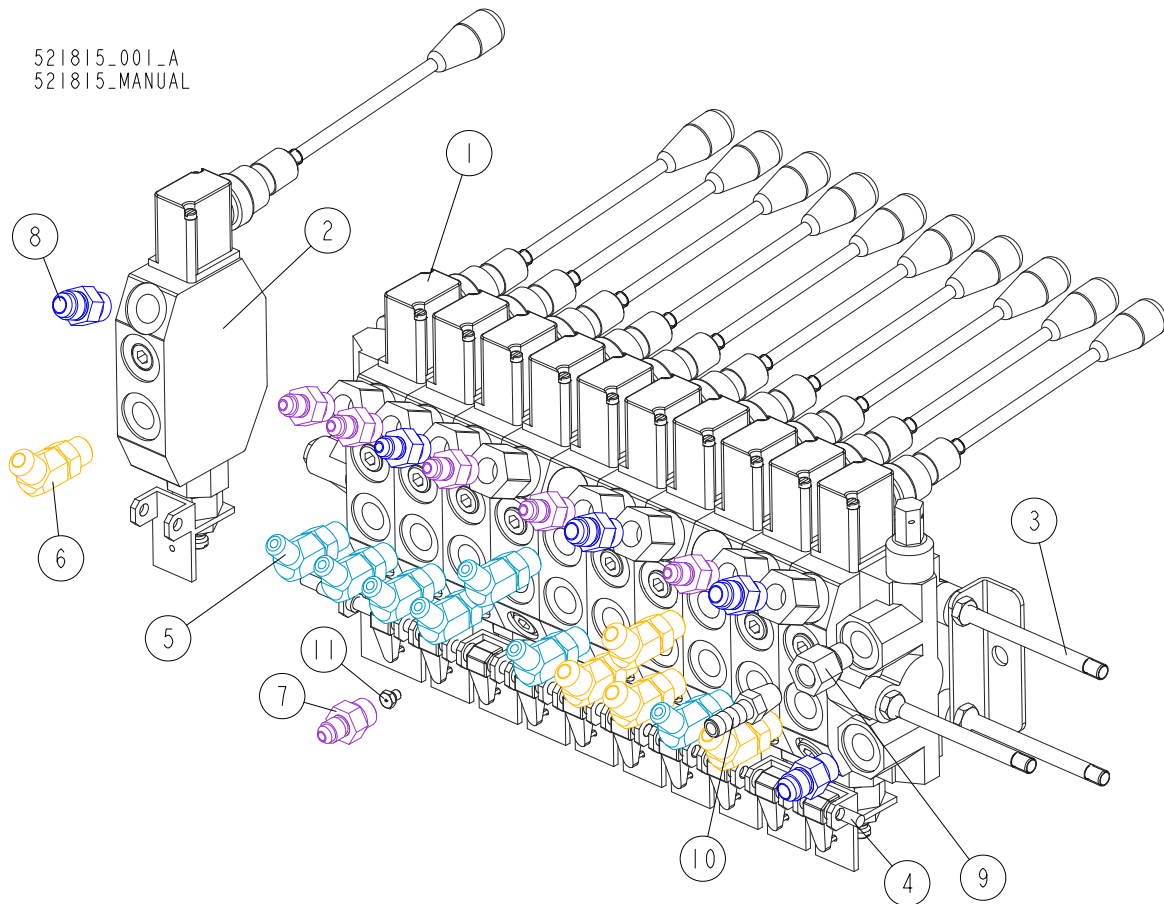


519230_001
519230_MANUAL

REF.	DESCRIPTION (◆ Indicates Parts Available in Assemblies Only)	PART #	QTY	QTY	QTY	QTY
	BOX, LX450 HYDRAULIC - FOR AHS2	522188				
	BOX, LX450 HYDRAULIC - FOR AHS3	522186				
	BOX, LX450 HYDRAULIC - FOR AHS4	522160				
	BOX, LX450 HYDRAULIC - FOR AHS5	519230				
1	BOX WELDMENT, LX450 HYDRAULIC	519220-1	1	1	1	1

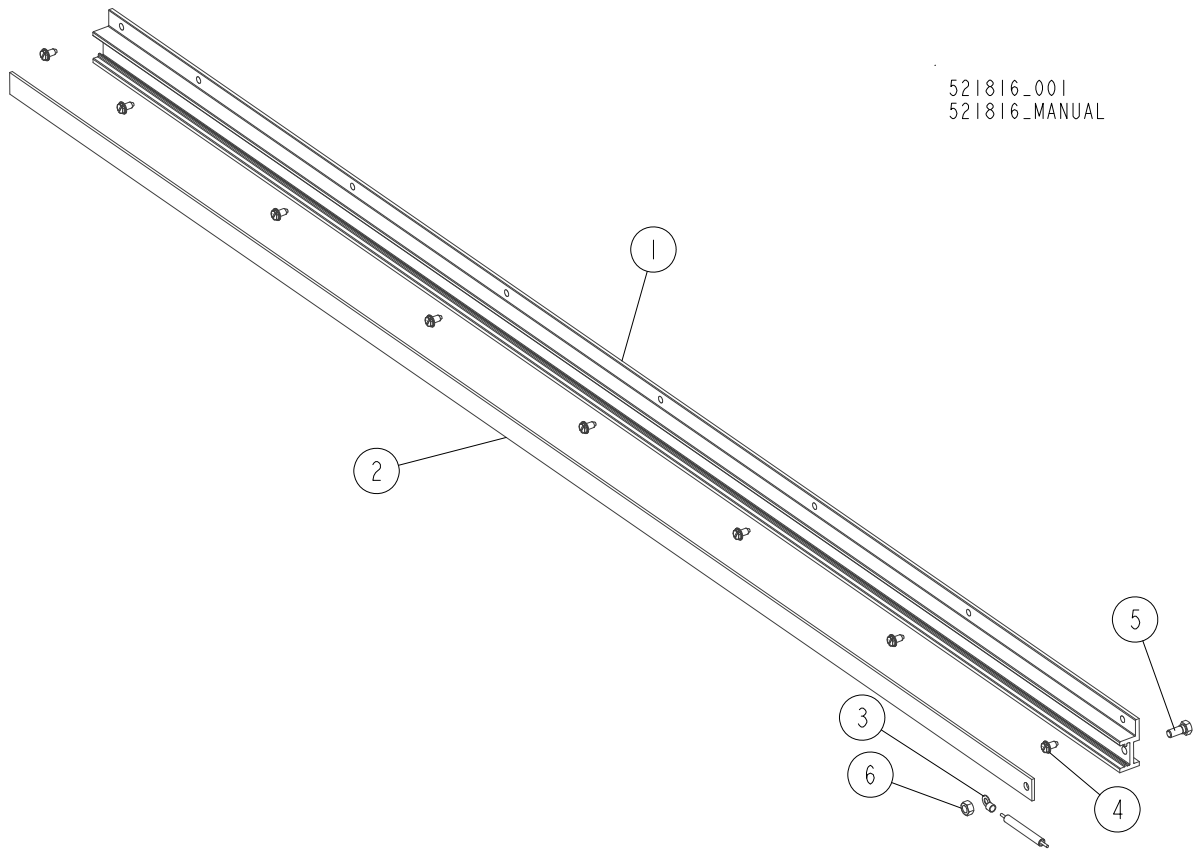
REF.	DESCRIPTION (◆ Indicates Parts Available in Assemblies Only)	PART #	QTY	QTY	QTY	QTY
2	VALVE, COMPLETE HYDRAULIC - FOR LX450 AHS2 See Section 9.3	524222	1			
	VALVE, COMPLETE HYDRAULIC - FOR LX450 AHS3 See Section 9.3	524223		1		
	VALVE, COMPLETE HYDRAULIC - FOR LX450 AHS4 See Section 9.3	522159			1	
	VALVE, COMPLETE HYDRAULIC - FOR LX450 AHS5 See Section 9.3	521815				1
3	CLAMP, 11/16 WORM	061807	4	4	4	4
4	PUMP, AC-4KW HYDRAULIC W/MOTOR (Q=14.5L/MIN)	500958	1	1	1	1
5	FITTING, 6SAE MALE-1/4NPT FEMALE	014686	1	1	1	1
6	FITTING, 1/4 BRANCH TEE	015486	1	1	1	1
7	FITTING, 3/8JIC-1/4NPT STRAIGHT	015560	1	1	1	1
8	PLUG, 1/4-18 NPT W/EXTERNAL THREAD	096221	1	1	1	1
9	FITTING, 3/8NPT-3/8 BARB ELBOW	P12708	1	1	1	1
10	MANIFOLD, W/FILTER	P22683	1	1	1	1
11	FITTING, 1/2NPT-3/8 BARB ELBOW	P12707	2	2	2	2
12	COVER, 11-SECTION VALVE RUBBER	518926	1	1	1	1
13	PLATE FOR DECAL (7 SECTIONS)	522191-1	1			
	PLATE FOR DECAL (10 SECTIONS)	522190-1		1	1	
	PLATE FOR DECAL (11 SECTIONS)	519046-1				1
14	BOLT, #10-24X1/2 SELF-TAPPING	F05015-7	12	12	12	12
15	HOSE, 3/8" HYDRAULIC LOW PRESSURE	R01892-1	1	1	1	1
16	GROMMET, RUBBER 4 3/8 X 10 OVAL	085759	1	1	1	1
17	WASHER, 10.5 FLAT ZINC	F81055-1	12	12	12	12
18	BOLT, M10X25 8.8 HEX HEAD FULL THREAD ZINC	F81003-11	2	2	2	2
19	NUT, M10-8-B HEX NYLON ZINC LOCK	F81033-1	6	6	6	6
20	BOLT, M10X35 8.8 HEX HEAD FULL THREAD ZINC	F81003-17	4	4	4	4
21	BOX, AC 4KW ELECTRIC	089799	1	1	1	1
22	GLAND, DW11/H CABLE	085388	2	2	2	2
23	WASHER, 8.4 FLAT ZINC	F81054-1	10	10	10	10
24	NUT, M8-8-B HEX NYLON ZINC LOCK	F81032-2	4	4	4	4
25	BOLT, M8X120-8.8 HEX HEAD ZINC	F81002-25	4	4	4	4
26	WASHER, Z 6.1 SPLIT LOCK ZINC	F81053-3	2	2	2	2
27	BOLT, 1/4-20X1/2 HEX HEAD	F05005-15	2	2	2	2
28	DECAL, LX450 AHS2 HYDRAULIC BOX	524208	1			
	DECAL, LX450 AHS3 HYDRAULIC BOX	524209		1		
	DECAL, LX450 AHS4 HYDRAULIC BOX	523431			1	
	DECAL, LX450 HYDRAULIC BOX (11 SECTIONS)	519233				1
29	BOLT, M8X20 8.8 HEX HEAD FULL THREAD ZINC	F81002-4	2	2	2	2
30	GROMMET, 55MM DIA. RUBBER	085614	1	1	1	1
31	GROMMET, 3/8 ID RUBBER	025248	1	1	1	1
32	HOSE, 2G3/8X1.000 W9/16UNF-W9/16UNF HYDRAULIC	094593	1	1	1	1

9.3 Hydraulic Valve



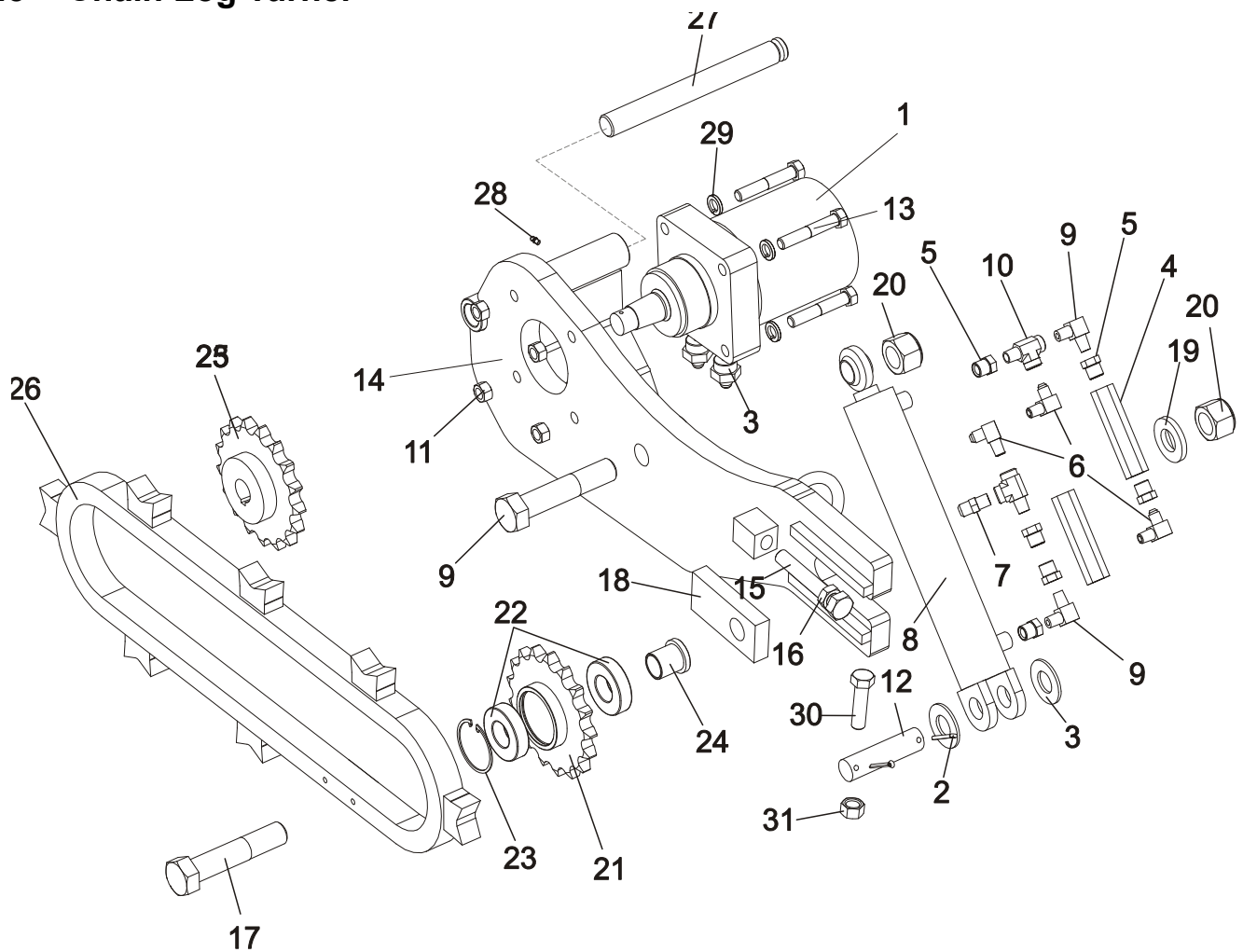
REF.	DESCRIPTION (◆ Indicates Parts Available in Assemblies Only)	PART #	QTY	QTY	QTY	QTY
	VALVE, COMPLETE HYDRAULIC - FOR LX450 AHS2	524222				
	VALVE, COMPLETE HYDRAULIC - FOR LX450 AHS3	524223				
	VALVE, COMPLETE HYDRAULIC - FOR LX450 AHS4	522159				
	VALVE, COMPLETE HYDRAULIC - FOR LX450 AHS5	521815				
	VALVE, HDS11/10-6 10-SECTION HYDRAULIC	091344	-	1	1	-
	VALVE, HDS11/10 11-SECTION HYDRAULIC	510568	1	-	-	1
1	VALVE, 10-SECTION HDS11/10-6	091344	1	-	-	1
2	SECTION, HDS11 HYDRAULIC VALVE	098624	1	-	-	1
	ROD KIT, HYDRAULIC VALVE SECTION CONNECTION (11 SECTIONS)	083772	1	-	-	1
3	ROD, HYDRAULIC VALVE SECTION CONNECTION	083772	3	-	-	3
4	ROD, HYDRAULIC VALVE	510569	1	-	-	1
5	FITTING, #4SAE-#6SAE 45 DEGREES ELBOW	015488	5	5	7	7
6	FITTING, #6SAE 45 DEG ELBOW	015489	4	7	4	5
7	FITTING, 1/4JIC-3/8 O-RING	P26284	3	3	7	7
8	FITTING, 3/8 O-RING-3/8JIC	014687	3	6	4	4
9	FITTING, 6SAE MALE-1/4NPT FEMALE	014686	1	1	1	1
10	FITTING, 1/4NPT-3/8 BARB	014685	1	1	1	1
11	NOZZLE, D092 1MM DIA. PROPANE-BUTANE GAS	091007	1	1	1	1

9.4 Contact Strip Assembly



REF.	DESCRIPTION (◆ Indicates Parts Available in Assemblies Only)	PART #	QTY	
	STRIP ASSEMBLY, LX450M AC CONTACT	521816	1	
	STRIP, CONTACT - COMPLETE	096234	1	
1	HOUSING, CONTACT STRIP	P11976	1	
2	STRIP, 1/8X1X69 13/16 CU	S10075	1	
3	TERMINAL, 1/4 18GA RING NI LOOSE	F05092-7	1	
4	BOLT, 1/4-20X1/2 SL HEX HEAD	F05015-1	8	
5	BOLT, 5/16-18X3/4 HH MOULDED BLK	F05006-45	1	
6	NUT, 5/16-18 NYL LOCK HEX	F05010-86	1	

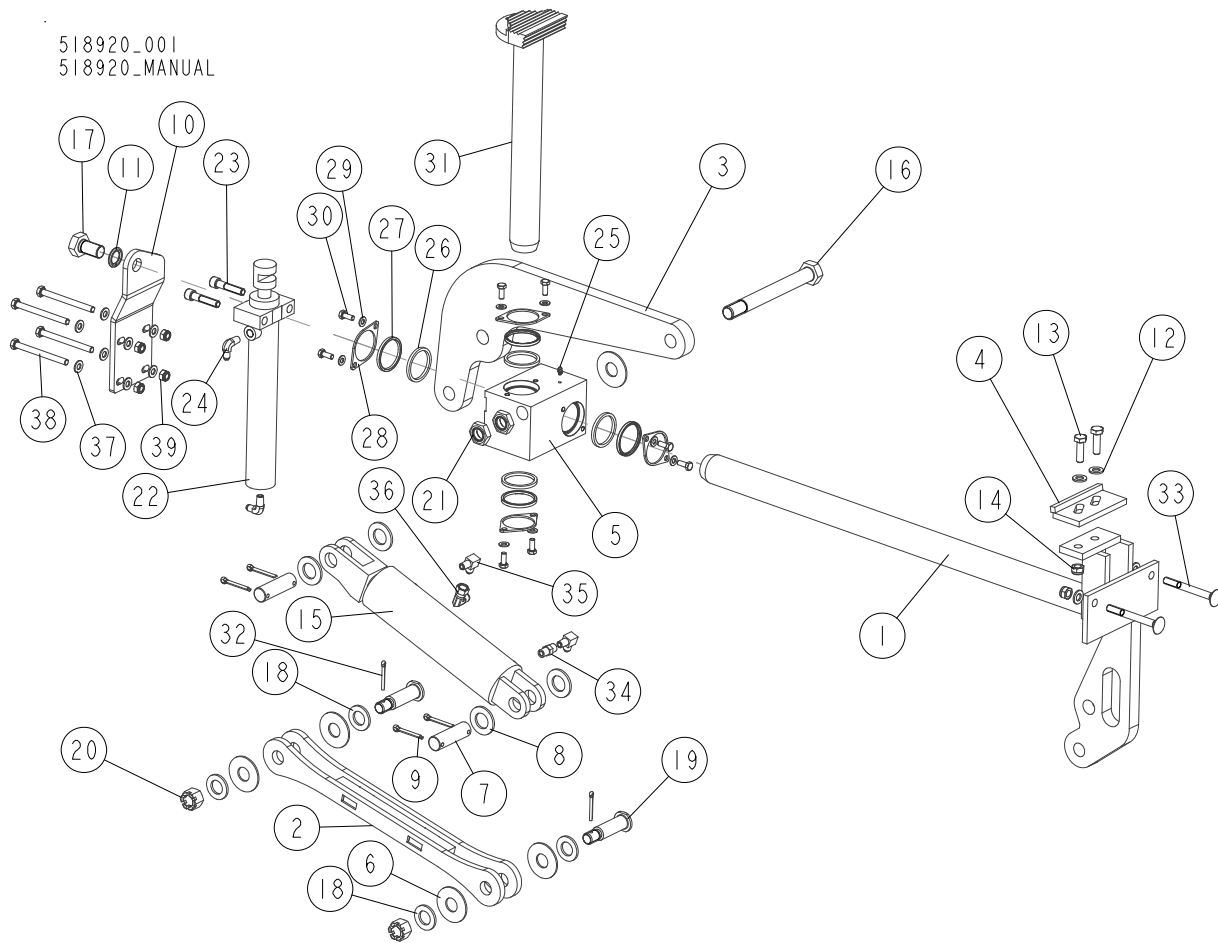
9.5 Chain Log Turner



REF.	DESCRIPTION (◆ Indicates Parts Available in Assemblies Only)	PART #	QTY
	TURNER, CHAIN - COMPLETE	508955	1
1	MOTOR, TG0475US080AABP HYDRAULIC	007331	1
2	PIN, S-Fe 5x40 COTTER	F81043-31	2
3	WASHER, 28 FLAT ZINC	F81061-1	2
	CYLINDER ASSEMBLY, CHAIN TURNER	515892	1
4	VALVE, SIDE SUPPORT SEQUENCE	015484	2
5	FITTING, 3/8" NPT x 1/4" NPT REDUCER	015490	6
6	FITTING, 3/8JIC-1/4NPT 90L	015491	3
7	FITTING, 3/8JIC-1/4NPT STRAIGHT	015560	1
8	CYLINDER, 2x10 ROD END WELDED 16"	034267	1
9	FITTING, 1/4NPT MALE PIPE ELBOW	P09140	2
10	FITTING, 1/4NPT BRANCH TEE	015486	2
	TURNER, CHAIN LOG	508964	1
11	NUT, M12-8-B HEX ZINC	F81034-1	4
12	PIN, HYDRAULIC CYLINDER ZINC-PLATED	086979-1	1
13	BOLT, M12x75-8.8 HEX HEAD ZINC	F81004-21	4
14	ARM WELDMENT, HYDRAULIC LOG TURNER	508950-1	1
15	BOLT, M16x100-8.8 HEX HEAD FULL THREAD ZINC	F81006-2	1

16	NUT, M16-5.8 HEX ZINC	F81036-1	1	
17	BOLT, M24x120-8.8 HEX HEAD	F81009-4	2	
18	PLATE, LOG TURNER CHAIN TENSIONER	095664-1	1	
19	WASHER, 25X63	088585	1	
20	NUT, M24-8-A HEX NYLON ZINC LOCK	F81039-8	2	
	SPROCKET ASSEMBLY, CHAIN TURNER	092399	1	
21	SPROCKET W/HUB	093290	1	
22	BEARING, 6206 25 IDLER	093292	2	
23	RING, W62 INSIDE RETAINING	F81090-1	1	
24	BUSHING, CHAIN TURNER	095663-1	1	
25	SPROCKET, LOG TURNER	092339	1	
26	CHAIN, LOG TURNER	508966-1	1	
	LINK, #2080H MASTER	508969	1	
27	PIN, LOG TURNER ZINC-PLATED	508965-1	1	
28	FITTING, M6 TYPE A STRAIGHT GREASE	086280	1	
29	WASHER, Z12.2 SPLIT LOCK ZINC	F81056-2	4	
30	BOLT, M16	505006	1	
31	NUT, M16-5.8 HEX ZINC	F81036-1	1	

9.6 Two-Plane Log Clamp

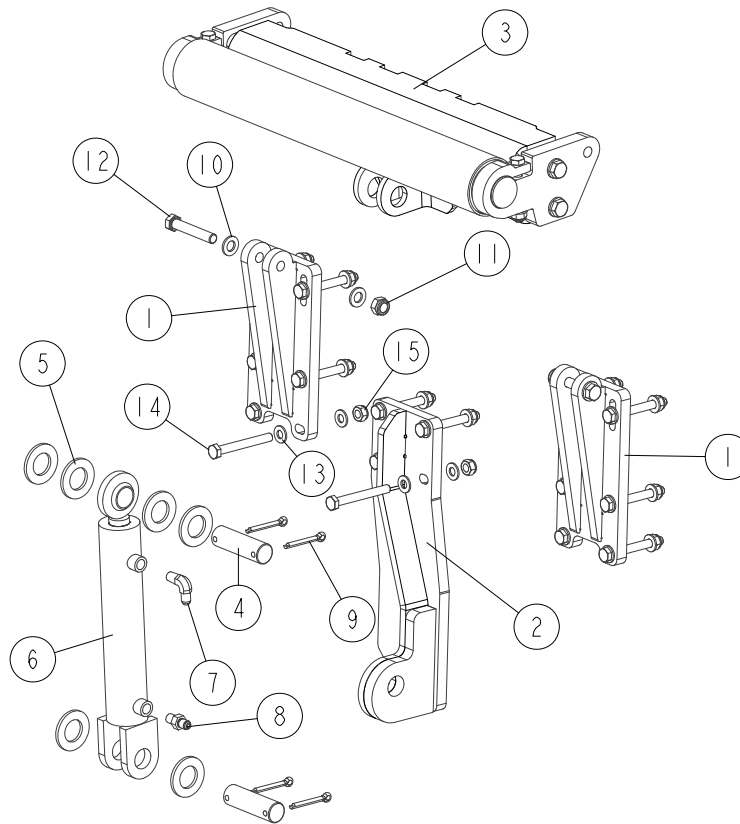


REF.	DESCRIPTION (◆ Indicates Parts Available in Assemblies Only)	PART #	QTY
	CLAMP, LX450 TWO-PLANE LOG	518920	1
1	ROD WELDMENT, LX450 LOG CLAMP SLIDE	518921-1	1
2	ARM WELDMENT, HYDRAULIC CLAMP LINK	086963-1	1
3	ARM, LX450 HYDRAULIC CLAMP LINK	518923-1	1
4	STOP WELDMENT, HYDRAULIC CLAMP	086980-1	1
5	BLOCK, LOG CLAMP STEEL	088591-1	1
6	WASHER, 25X63	088585	5
7	PIN, HYDRAULIC CYLINDER ZINC-PLATED	086979-1	2
8	WASHER, 28 FLAT ZINC	F81061-1	4
9	PIN, S-ZN-6.3X45 COTTER	F81045-2	4
10	BRACKET, LOG CLAMP ROD	518924-1	1
11	WASHER, Z 22.5 SPLIT LOCK ZINC	F81059-4	1
12	WASHER, 13 FLAT ZINC	F81056-1	4
13	BOLT, M12X40 8.8 HEX HEAD FULL THREAD ZINC	F81004-4	2
14	NUT, M12 8 HEX NYLON ZINC LOCK	F81034-2	4
15	CYLINDER, CJ-S96-16-70/32/178 HYDRAULIC	088589	1
16	BOLT, M24X217-8.8-B HEX HEAD ZINC	088586-1	1
17	BOLT, M22X1.5X40-8.8-B HEX HEAD FULL THREAD ZINC	F81009-1	1
18	WASHER, 25 FLAT ZINC	F81061-3	4

REF.	DESCRIPTION (◆ Indicates Parts Available in Assemblies Only)	PART #	QTY
19	PIN, B 24X95/85 ZINC-PLATED	F81049-2	2
20	NUT, Z M20-8-B SLOTTED CASTLE ZINC	F81037-3	2
21	NUT, M24-04-B HEX THIN ZINC	F81039-3	2
22	CYLINDER, CJ-S169-16-40/22/254 HYDRAULIC	088590	1
23	SCREW, M12X55-8.8-B HEX SOCKET HEAD CAP ZINC	F81004-23	2
24	FITTING, 1/4NPTX1/4JIC MALE ELBOW	P09142	2
25	FITTING, 3/16X3/16 STRAIGHT GREASE	P04107	1
26	WASHER, 51/60-5	089324	4
27	WIPER, ZZ 50X60X5/7 NBR LOG CLAMP ROD	088587	4
28	FLANGE, CLAMP ROD WIPER	088887-1	4
29	WASHER, 8.4 FLAT ZINC	F81054-1	8
30	BOLT, M8X20 8.8 HEX HEAD FULL THREAD ZINC	F81002-4	8
31	ROD WELDMENT, LOG CLAMP VERTICAL	088582-1	1
32	PIN, S-FE 5X40 COTTER	F81043-31	2
33	BOLT, M12X110 8.8 CARRIAGE ZINC	F81004-63	2
34	FITTING, 3/8JIC-1/4NPT STRAIGHT	015560	1
35	FITTING, 3/8JIC-1/4NPT 90L	015491	2
36	FITTING, M/F-90-9/16 JIC ELBOW	500597	1
37	WASHER, 10.5 FLAT ZINC	F81055-1	8
38	BOLT, M10X110-8.8 HEX HEAD ZINC	F81003-43	4
39	NUT, M10-8-B HEX NYLON ZINC LOCK	F81033-1	4

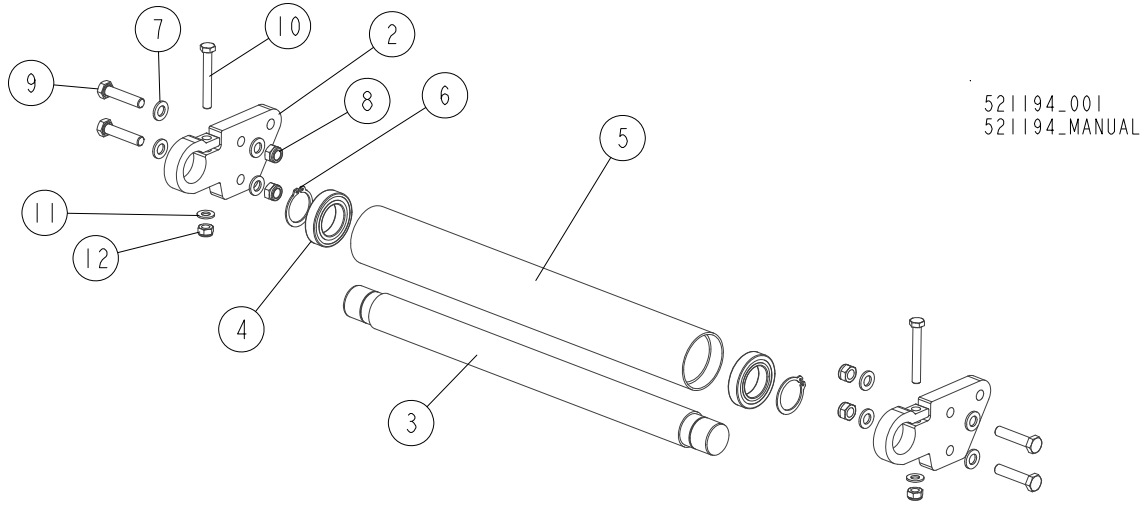
9.7 Wide Toe Board Roller

521195_001_A
521195_MANUAL



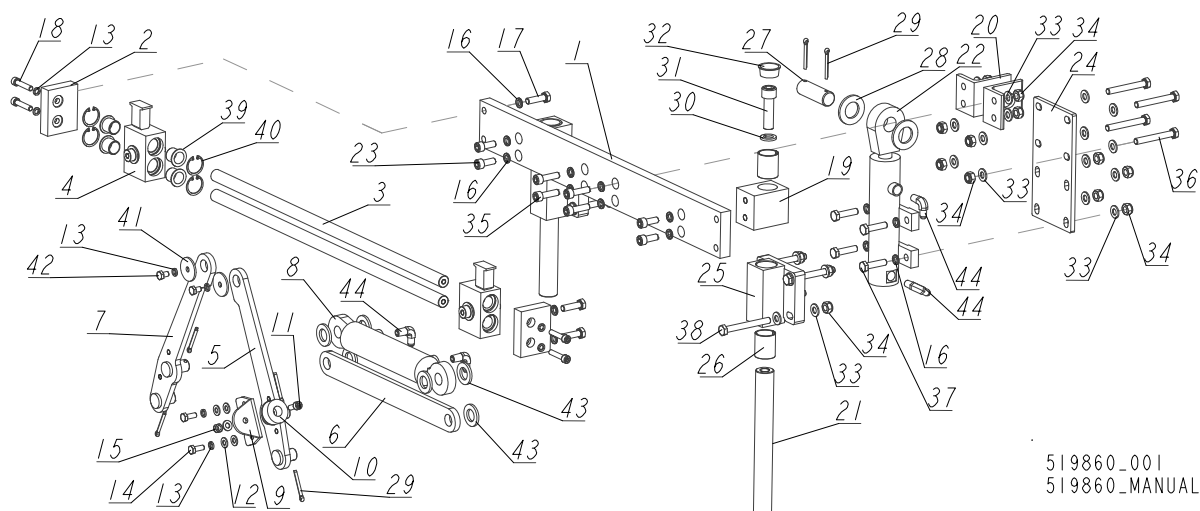
REF.	DESCRIPTION (◆ Indicates Parts Available in Assemblies Only)	PART #	QTY
	ROLLER, WIDE TOE BOARD	521195	1
1	MOUNT WELDMENT, TOE BOARD ROLLER	520099-1	2
2	BRACKET, TOE BOARD ROLLER CYLINDER	521208-1	1
3	ROLLER W/BRACKET See Section 9.8	521194	1
4	PIN, HYDRAULIC CYLINDER ZINC-PLATED	086979-1	2
5	WASHER, 28 FLAT ZINC	F81061-1	6
	CYLINDER ASSEMBLY, HYDRAULIC TOE BOARD	085937	1
6	CYLINDER, CJ-S170-16-40/25/152 HYDRAULIC	088681	1
7	FITTING, 1/4NPTX1/4JIC MALE ELBOW	P09142	1
8	FITTING, 1/4NPTX1/4JIC MALE	P09143	1
9	PIN, S-ZN-6.3X45 COTTER	F81045-2	4
10	WASHER, 13 FLAT ZINC	F81056-1	4
11	NUT, M12 8 HEX NYLON ZINC LOCK	F81034-2	2
12	BOLT, M12X70-8.8 HEX HEAD ZINC	F81004-39	2
13	WASHER, 10.5 FLAT ZINC	F81055-1	32
14	BOLT, M10X85-8.8 HEX HEAD ZINC	F81003-125	16
15	NUT, M10-8-B HEX NYLON ZINC LOCK	F81033-1	16

9.8 Toe Board Roller w/Bracket



REF.	DESCRIPTION (◆ Indicates Parts Available in Assemblies Only)	PART #	QTY
	ROLLER, TOE BOARD W/BACKET	521194	1
1	CHANNEL WELDMENT, ROLLER BRACKET	521192-1	1
2	PLATE, ROLLER BRACKET SIDE	521189-1	2
3	SHAFT, WIDE TOE BOARD ROLLER	520107-1	1
4	BEARING, 6008 2RS FLT ROLLING	086259	2
5	BUSHING, TOE BOARD ROLLER	520108-1	2
6	RING, Z40 OUTSIDE RETAINING	F81090-33	2
7	WASHER, 13 FLAT ZINC	F81056-1	8
8	NUT, M12 8 HEX NYLON ZINC LOCK	F81034-2	4
9	BOLT, M12X55-8.8 HEX HEAD ZINC	F81004-12	4
10	BOLT, M10X75-8.8 HEX HEAD ZINC	F81003-15	2
11	WASHER, 10.5 FLAT ZINC	F81055-1	2
12	NUT, M10-8-B HEX NYLON ZINC LOCK	F81033-1	2

9.9 Pull-Down Log Clamp



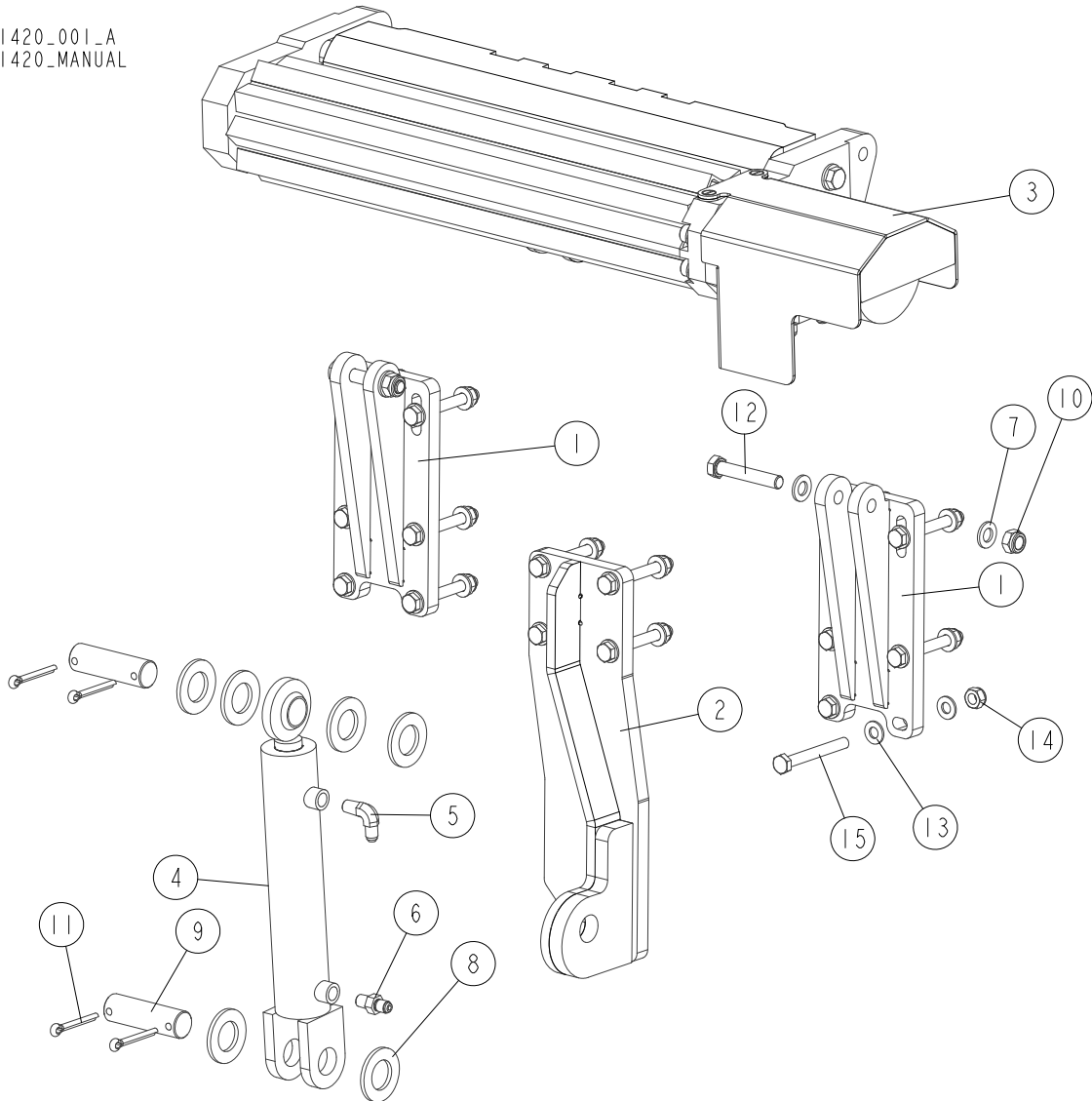
519860_001
519860_MANUAL

REF.	DESCRIPTION (◆ Indicates Parts Available in Assemblies Only)	PART #	QTY
	CLAMP ASSEMBLY, PULL-DOWN LOG	519860	1
1	BEAM, PULL-DOWN CLAMP	519870-1	1
2	PLATE, ROD MOUNT	094117-1	2
3	ROD, LOG CLAMP JAW GUIDE	520090-1	2
4	JAW WELDMENT, LOG CLAMP (1)	094120-1	2
5	PLATE, CLAMP IN/OUT - COMPLETE SIDE (2)	519863-1	1
6	PLATE, CLAMP IN/OUT - BOTTOM	519861-1	1
7	PLATE, CLAMP IN/OUT - COMPLETE SIDE (1)	519864-1	1
8	CYLINDER, SJ2F-16-40/22/125 HYDRAULIC	519865	1
9	BRACKET, RUBBER BUMPER	519867-1	1
10	BUMPER, RUBBER	519866	1
11	SCREW, M8X20-8.8 HEX SOCKET HEAD CAP ZINC	F81002-30	1
12	WASHER, 8.4 FLAT ZINC	F81054-1	5
13	WASHER, 8.2 SPLIT LOCK ZINC	F81054-4	8
14	BOLT, M8X20 8.8 HEX HEAD FULL THREAD ZINC	F81002-4	2
15	NUT, M8-8-B HEX NYLON ZINC LOCK	F81032-2	1
16	WASHER, Z 10.2 SPLIT LOCK ZINC	F81055-2	16
17	BOLT, M10X35 8.8 HEX HEAD FULL THREAD ZINC	F81003-17	4
18	SCREW, M8X40-8.8 HEX SOCKET HEAD CAP ZINC	F81002-29	4
19	BLOCK, CLAMP UP/DOWN	094124-1	2
20	ANGLE, CYLINDER BRACKET	094127-1	2
21	PIN, LOG CLAMP UP/DOWN	088631	2
22	CYLINDER, CJ7F-16-40/22/90 DZ UE2-40W HYDRAULIC	091346	1
23	SCREW, M10X25 8.8 HEX SOCKET HEAD CAP ZINC	F81003-32	4
24	PLATE WELDMENT, HYDRAULIC CYLINDER MOUNT	521207-1	1
	GUIDE BRACKET W/SELF-LUBRICATING BUSHINGS	520093	2
25	BRACKET WELDMENT, LOG CLAMP GUIDE	520092-1	1
26	BUSHING, 3040BS SELF-LUBRICATING	088676	2
27	PIN, 25X75 ZINC-PLATED	088659-1	1
28	WASHER, 28 FLAT ZINC	F81061-1	2
29	PIN, S-FE 5X40 COTTER	F81043-31	6

REF.	DESCRIPTION (◆ Indicates Parts Available in Assemblies Only)	PART #	QTY	
30	WASHER, 16.3 SPLIT LOCK ZINC	F81058-2	2	
31	SCREW, M16X55-8.8 HEX SOCKET HEAD CAP ZINC	F81006-18	2	
32	PLUG, M33 THREAD	089839	2	
33	WASHER, 10.5 FLAT ZINC	F81055-1	32	
34	NUT, M10-8-B HEX NYLON ZINC LOCK	F81033-1	20	
35	SCREW, M10X35-8.8 HEX SOCKET HEAD CAP ZINC	F81003-56	4	
36	BOLT, M10X75-8.8 HEX HEAD ZINC	F81003-15	4	
37	BOLT, M10X40-8.8 HEX HEAD FULL THREAD ZINC	F81003-16	4	
38	BOLT, M10X90-8.8-B HEX HEAD ZINC	F81003-66	8	
39	BUSHING, JFM-2023-21	094113	8	
40	RING, W31 INSIDE RETAINING	F81090-53	8	
41	WASHER, 8.3/40-3 ZINC-PLATED	094128-1	2	
42	BOLT, M8X12-8.8 HEX HEAD FULL THREAD ZINC	F81002-6	2	
43	WASHER, 21 FLAT ZINC	F81059-2	6	
44	FITTING, 1/4NPTX1/4JIC MALE ELBOW	P09142	4	

9.10 Driven Log Levelling Roller - Left

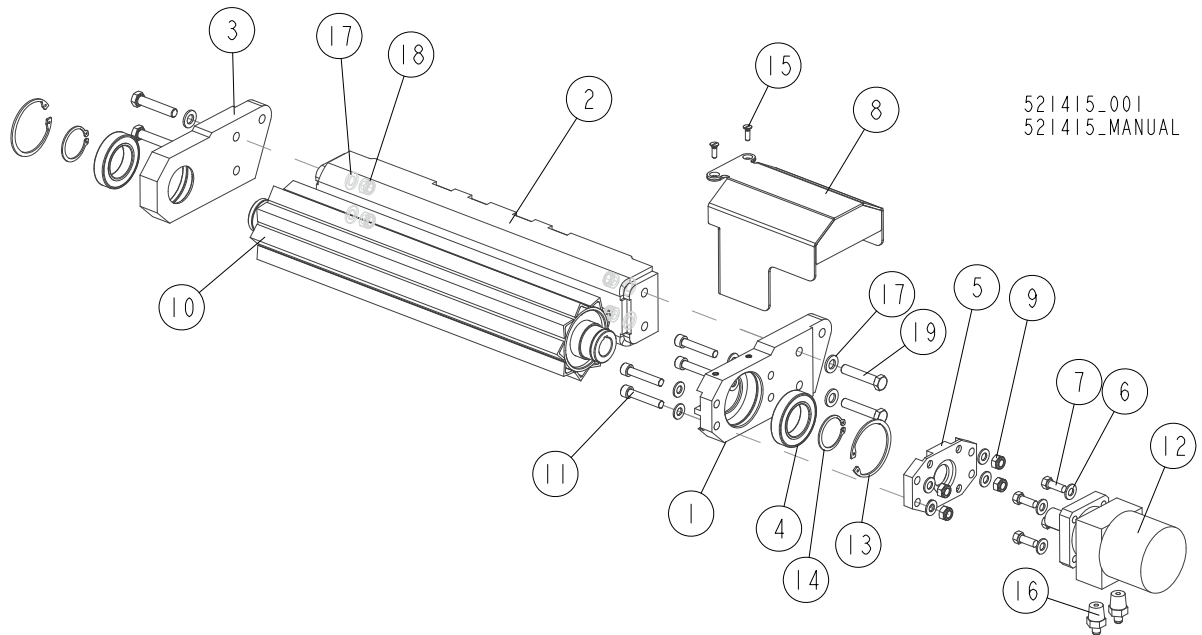
521420_001_A
521420_MANUAL



REF.	DESCRIPTION (◆ Indicates Parts Available in Assemblies Only)	PART #	QTY
	ROLLER, DRIVEN LOG LEVELLING - LEFT	521420	1
1	BRACKET WELDMENT, ROLLER MOUNT	520099-1	2
2	BRACKET, ROLLER CYLINDER	521208-1	1
3	ROLLER W/HYDRAULIC MOTOR See Section 9.11	521415	1
	CYLINDER, HYDRAULIC W/FITTINGS	085937	1
4	CYLINDER, CJ-S170-16-40/25/152 HYDRAULIC	088681	1
5	FITTING, 1/4NPTX1/4JIC MALE ELBOW	P09142	1
6	FITTING, 1/4NPTX1/4JIC MALE	P09143	1
7	WASHER, 13 FLAT ZINC	F81056-1	4
8	WASHER, 28 FLAT ZINC	F81061-1	6
9	PIN, HYDRAULIC CYLINDER ZINC-PLATED	086979-1	2
10	NUT, M12 8 HEX NYLON ZINC LOCK	F81034-2	2
11	PIN, S-ZN-6.3X45 COTTER	F81045-2	4
12	BOLT, M12X70-8.8 HEX HEAD ZINC	F81004-39	2

REF.	DESCRIPTION (◆ Indicates Parts Available in Assemblies Only)	PART #	QTY	
13	WASHER, 10.5 FLAT ZINC	F81055-1	32	
14	NUT, M10-8-B HEX NYLON ZINC LOCK	F81033-1	16	
15	BOLT, M10X85-8.8 HEX HEAD ZINC	F81003-125	16	

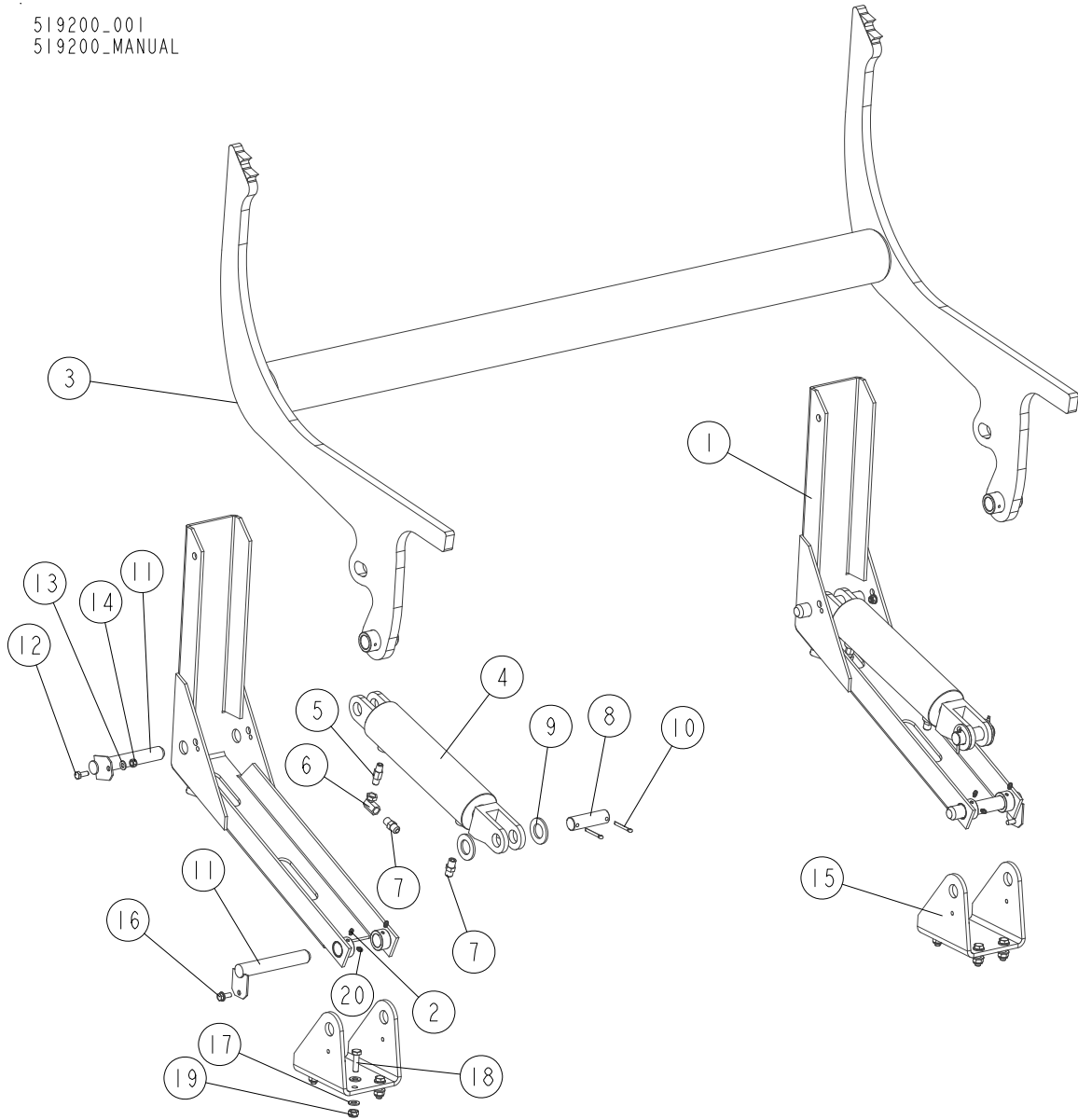
9.11 Roller w/Hydraulic Motor



REF.	DESCRIPTION (◆ Indicates Parts Available in Assemblies Only)	PART #	QTY
	ROLLER W/HYDRAULIC MOTOR	521415	1
1	PLATE, ROLLER RIGHT MOUNT	521419-1	1
2	CHANNEL, ROLLER BRACKET	521192-1	1
3	PLATE, ROLLER LEFT MOUNT	521418-1	1
4	BEARING, 6009.2RSR (FAG) ROLLING	096025	2
5	PLATE, HYDRAULIC MOTOR MOUNT	096030-1	1
6	WASHER, 10.5 FLAT ZINC	F81055-1	12
7	BOLT, 3/8-16X1 HEX HEAD	F05007-7	4
8	GUARD, HYDRAULIC MOTOR	507690-1	1
9	NUT, M10-8-B HEX NYLON ZINC LOCK	F81033-1	4
10	ROLLER WELDMENT	096028-1	1
11	SCREW, M10X55-8.8 HEX SOCKET HEAD CAP ZINC	F81003-55	4
12	MOTOR, MG06-13-13AAAB HYDRAULIC	P21506	1
13	RING, W 75 INSIDE RETAINING	F81090-41	2
14	RING, Z 45 OUTSIDE RETAINING	F81090-32	2
15	SCREW, M6X20-5.8-B SLOTTED COUNTERSUNK HEAD ZINC	F81001-31	2
16	FITTING, ZEWN. 1/2-14NPT/ 7/16-20UNF STRAIGHT W/MALE THREAD	096919	2
17	WASHER, 13 FLAT ZINC	F81056-1	8
18	NUT, M12 8 HEX NYLON ZINC LOCK	F81034-2	4
19	BOLT, M12X60-8.8 HEX HEAD ZINC	F81004-5	4

9.12 Log Loader

519200_001
519200_MANUAL



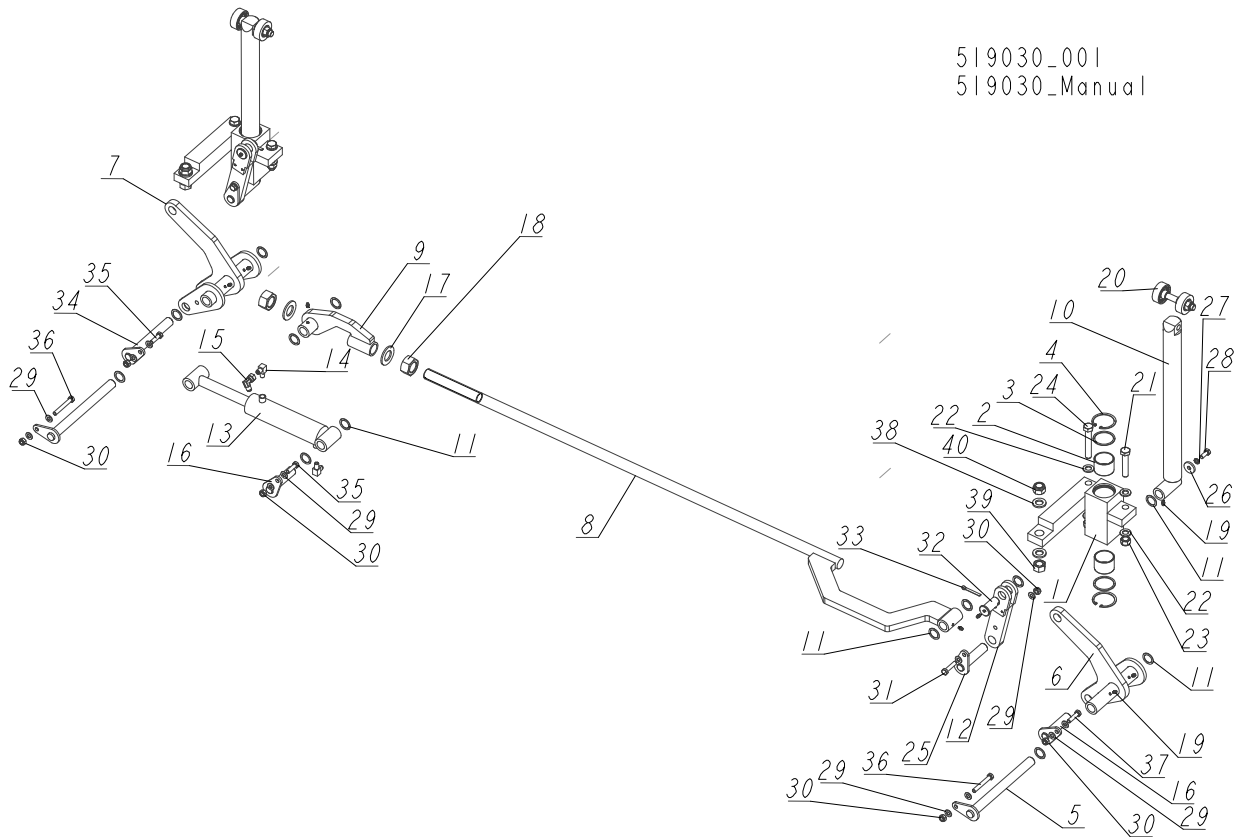
REF.	DESCRIPTION (◆ Indicates Parts Available in Assemblies Only)	PART #	QTY
	LOADER, LX450 LOG - COMPLETE	519200	1
	CHANNEL, LOG LOADER FOOT - COMPLETE (9.5 M FRAME)	090049	2
1	CHANNEL WELDMENT, LOG LOADER FOOT	090048-1	1
2	FITTING, 3/16X3/16 STRAIGHT GREASE	P04107	2
3	LOADER WELDMENT, LX450 LOG	519203-1	1
	CYLINDER, HYDRAULIC LOG LOADER	015562	2
4	CYLINDER, CJ-S95-16-70/32/203 HYDRAULIC	088680	1
5	FITTING, 1/4NPT VELOCITY FUSE 4.0GPM	015750	1
6	FITTING, 1/4NPT-1/4JIC SWIVEL ELBOW	P12199	1
7	FITTING, 3/8JIC-1/4NPT STRAIGHT	015560	2
8	PIN, HYDRAULIC CYLINDER ZINC-PLATED	086979-1	2
9	WASHER, 28 FLAT ZINC	F81061-1	4

9 Hydraulic System

Log Loader

REF.	DESCRIPTION (◆ Indicates Parts Available in Assemblies Only)	PART #	QTY
10	PIN, S-FE 5X40 COTTER	F81043-31	4
11	PIN WELDMENT, 25.4X158 ZINC-PLATED	099127-1	4
12	BOLT, M8X20 8.8 HEX HEAD FULL THREAD ZINC	F81002-4	2
13	WASHER, 8.4 FLAT ZINC	F81054-1	2
14	NUT, M8-8-B HEX NYLON ZINC LOCK	F81032-2	2
15	BRACKET, LOG LOADER	521811-1	2
16	BOLT, 5/16-18 X 3/4 SELF-TAPPING	F05015-30	2
17	WASHER, 10.5 FLAT ZINC	F81055-1	16
18	BOLT, M10X35 8.8 HEX HEAD FULL THREAD ZINC	F81003-17	8
19	NUT, M10-8-B HEX NYLON ZINC LOCK	F81033-1	8
20	FITTING, 3/16X3/16 STRAIGHT GREASE	P04107	2

9.13 Log Side Supports



519030_001
519030_Manual

REF.	DESCRIPTION (◆ Indicates Parts Available in Assemblies Only)	PART #	QTY
	SUPPORTS, LX450 LOG SIDE - COMPLETE	519030	1
1	BLOCK WELDMENT, LX450 SIDE SUPPORT GUIDE	519034-1	2
2	BUSHING, 5040BS SELF-LUBRICATING	088660	4
3	RING, LT70/300 ZINC-PLATED	094004-1	4
4	RING, 62W INSIDE RETAINING	F81090-1	4
5	PIN WELDMENT, 25X277 ZINC-PLATED	516140-1	2
6	ARM, SIDE SUPPORT - COMPLETE	515998-1	1
7	ARM, SIDE SUPPORT W/CYLINDER BRACKET	515993-1	1
8	ROD, CONNECTING	519032-1	1
9	BRACKET, CONNECTION ROD	519231-1	1
10	SUPPORT, COMPLETE SIDE	516125-1	2
11	WASHER	503406	16
12	LINK, SIDE SUPPORT ARM	519039-1	2
	CYLINDER, HYDRAULIC SIDE SUPPORT - COMPLETE	520414	1
13	CYLINDER, 28/150 1/4 NPT PORT HYDRAULIC	094002	1
14	FITTING, 3/8JIC-1/4NPT 90L	015491	2
15	FITTING, M/F-90-9/16 JIC ELBOW	500597	1
16	PIN WELDMENT, CONNECTING	091197-1	2
17	WASHER, 31 FLAT ZINC	F81061-9	2
18	NUT, M30 HEX ZINC	F81038-3	2
19	FITTING, M6 PN/M-86002 GREASE	086280	10
20	ROLLER ASSEMBLY, VERTICAL SIDE SUPPORT See Section 9.14	516142	2

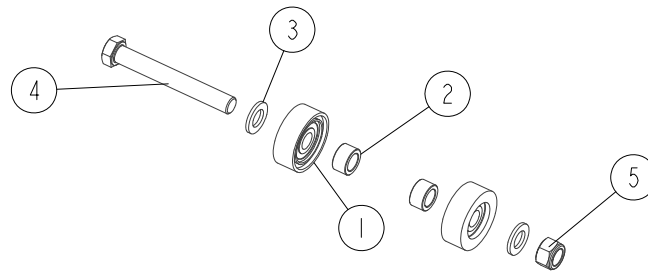
9 Hydraulic System

Log Side Supports

REF.	DESCRIPTION (◆ Indicates Parts Available in Assemblies Only)	PART #	QTY	
21	BOLT, M16X80-8.8 HEX HEAD FULL THREAD ZINC	F81006-11	2	
22	WASHER, 17 SPLIT LOCK ZINC	F81058-1	8	
23	NUT, M16-8 HEX NYLON ZINC LOCK	F81036-2	4	
24	BOLT, M16X100-8.8 HEX HEAD FULL THREAD ZINC	F81006-2	2	
25	PIN WELDMENT W/LOCK	519040-1	2	
26	WASHER, 11/34.5-5 ZINCK	089973-1	2	
27	WASHER, Z 10.2 SPLIT LOCK ZINC	F81055-2	2	
28	BOLT, M10X25 8.8 HEX HEAD FULL THREAD ZINC	F81003-11	2	
29	WASHER, 10.5 FLAT ZINC	F81055-1	14	
30	NUT, M10-8-B HEX NYLON ZINC LOCK	F81033-1	7	
31	BOLT, M10X45 HEX HEAD FULL THREAD ZINC	F81003-3	2	
32	PIN, ARM LINK	519042-1	2	
33	PIN, S-ZN-6.3X45 COTTER	F81045-2	2	
34	PIN WELDMENT, CONNECTING	519052-1	1	
35	BOLT, M10X35 8.8 HEX HEAD FULL THREAD ZINC	F81003-17	2	
36	BOLT, M10X75-8.8 HEX HEAD ZINC	F81003-15	2	
37	BOLT, M10X40-8.8 HEX HEAD FULL THREAD ZINC	F81003-16	1	
38	WASHER, 21 FLAT ZINC	F81059-2	4	
39	NUT, M20-8 HEX ZINC	F81037-1	2	
40	NUT, M20-8 HEX NYLON ZINC LOCK	F81037-2	2	

9.14 Log Side Support Rollers

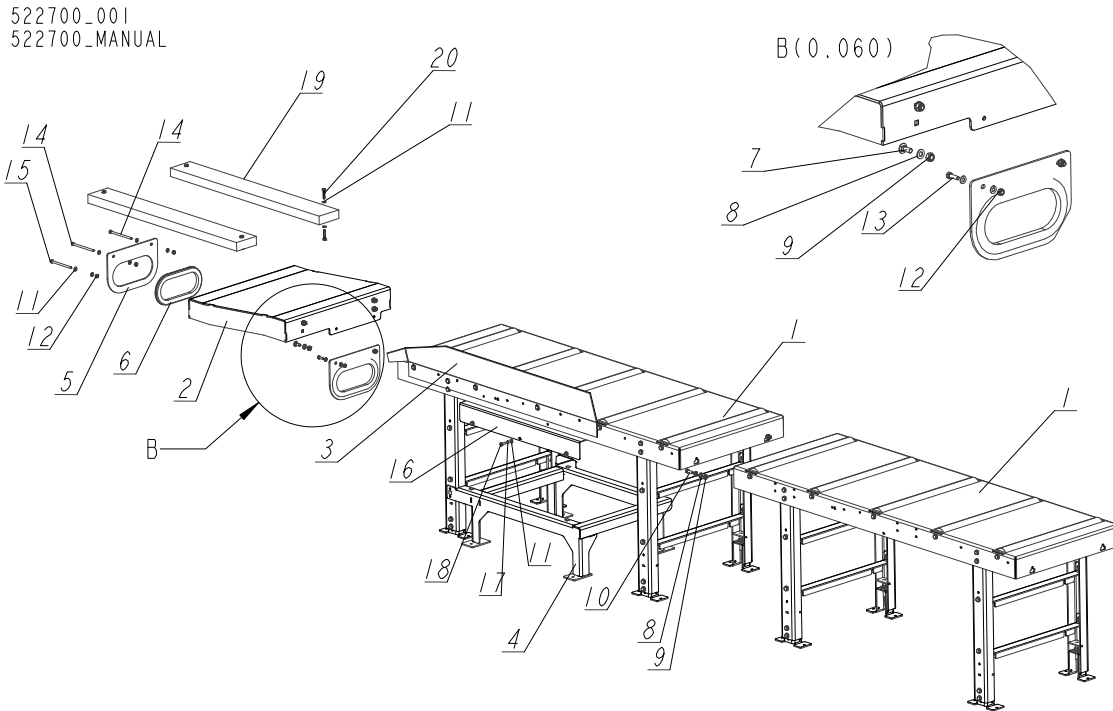
516142-001
516142-MANUAL



REF.	DESCRIPTION (◆ Indicates Parts Available in Assemblies Only)	PART #	QTY	
	ROLLER ASSEMBLY, LOG SIDE SUPPORT	516142	1	
1	ROLLER, SIDE SUPPORT	015014-1	2	
2	BUSHING, 16.5/25-14 ZINC-PLATED	501415-1	2	
3	WASHER, 17 SPLIT LOCK ZINC	F81058-1	2	
4	BOLT, ISO 24014 M16X120_8.8 A2E	F81006-25	1	
5	NUT, M16-8 HEX NYLON ZINC LOCK	F81036-2	1	

SECTION 10 OUTFEED TABLES (OPTION)

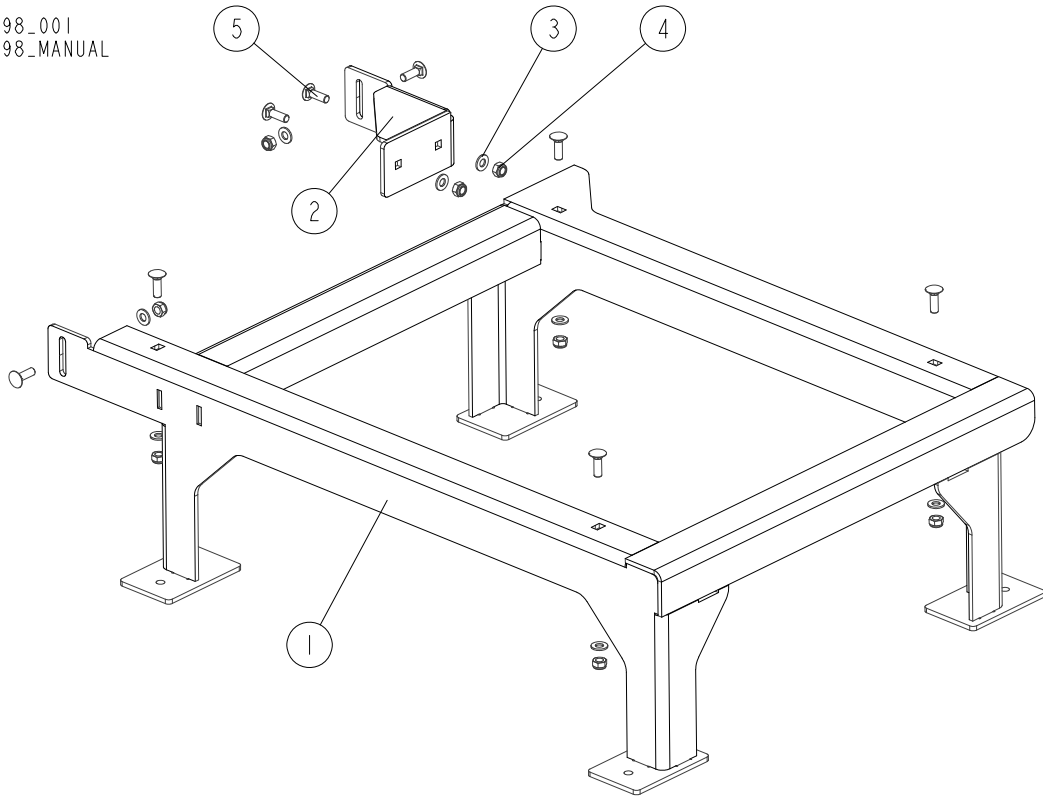
10.1 Outfeed Tables



REF.	DESCRIPTION (* Indicates Parts Available in Assemblies Only)	PART #	QTY
-	TABLE SET, LX450 OUTFEED	522700	1
1	TABLE, "M" FRAME LONG See Section 10.3	502539	2
2	PLATE WELDMENT, TABLE CONNECTION - COMPLETE	522625-1	1
3	PLATE, BOARD RETURN TABLE SIDE	501978-1	1
4	BASE, HYDRAULIC BOX See Section 10.2	522698	1
5	PLATE, RUBBER GROMMET	522707-1	2
6	GROMMET, 230X95X4.8MM OVAL RUBBER	085759	2
7	BOLT, M10X25-8.8 CARRIAGE ZINC	F81003-59	4
8	WASHER, 10.5 FLAT ZINC	F81055-1	8
9	NUT, M10-8-B HEX NYLON ZINC LOCK	F81033-1	6
10	BOLT, M10X30 5.8 HEX HEAD FULL THREAD ZINC	F81003-2	2
11	WASHER, 8.4 FLAT ZINC	F81054-1	24
12	NUT, M8-8-B HEX NYLON ZINC LOCK	F81032-2	5
13	BOLT, M8X25-8.8-B HEX HEAD FULL THREAD ZINC	F81002-5	2
14	BOLT, M8X130-8.8 HEX HEAD ZINC	F81002-50	2
15	BOLT, M8X120-8.8 HEX HEAD ZINC	F81002-25	1
16	COVER, HYDRAULIC BOX	522699-1	1
17	WASHER, 8.2 SPLIT LOCK ZINC	F81054-4	6
18	BOLT, M8X20 8.8 HEX HEAD FULL THREAD ZINC	F81002-4	6
19	CANT, 40X120X950	522708	2
20	SCREW, 8X40-D-B HEX HEAD WOOD ZINC	F81002-42	8

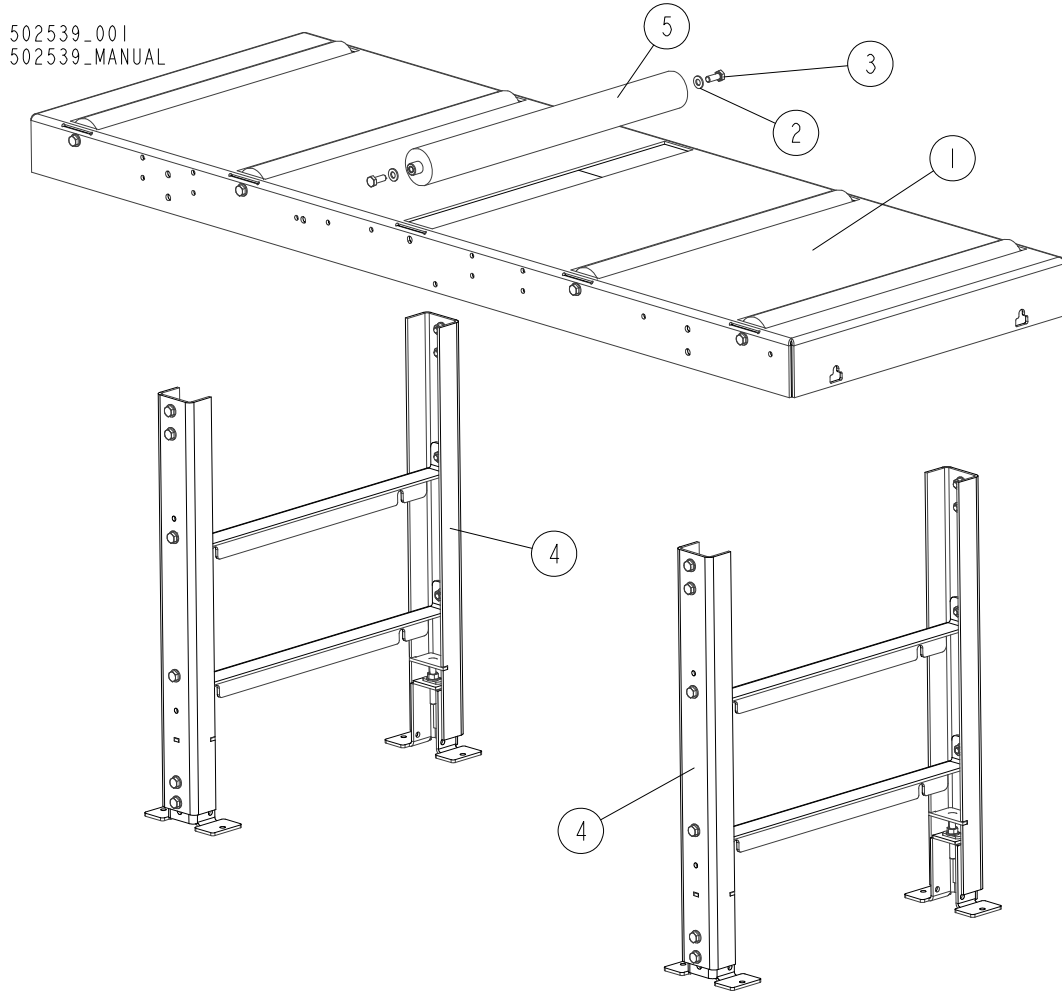
10.2 Hydraulic Box Base

522698_001
 522698_MANUAL



REF.	DESCRIPTION (* Indicates Parts Available in Assemblies Only)	PART #	QTY
-	BASE, HYDRAULIC BOX	522698	1
1	BASE WELDMENT, HYDRAULIC BOX	522630-1	1
2	BRACKET, HYDRAULIC BOX BASE	522631-1	1
3	WASHER, 8.4 FLAT ZINC	F81054-1	8
4	NUT, M8-8-B HEX NYLON ZINC LOCK	F81032-2	8
5	BOLT, M8X25-8.8 CARRIAGE ZINC	F81002-59	8

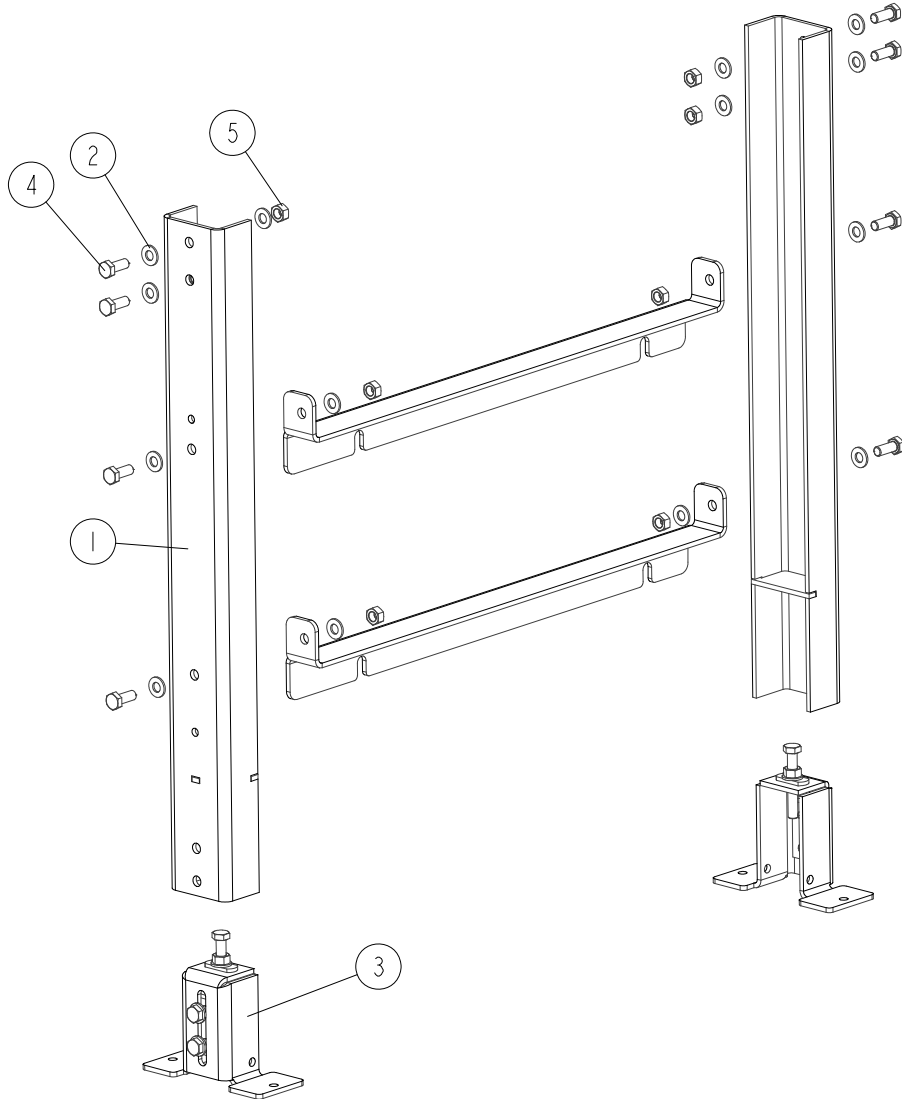
10.3 Long Table



REF.	DESCRIPTION (* Indicates Parts Available in Assemblies Only)	PART #	QTY
-	TABLE, "M" FRAME LONG	502539	1
1	TABLETOP	512488-1	1
2	WASHER, 10.5 FLAT ZINC	F81055-1	10
3	BOLT, M10X25 8.8 HEX HEAD FULL THREAD ZINC	F81003-11	10
4	SUPPORT, TABLE See Section 10.4	501974	2
5	ROLLER, 63.5/20X590	501090-1	5

10.4 Table Support

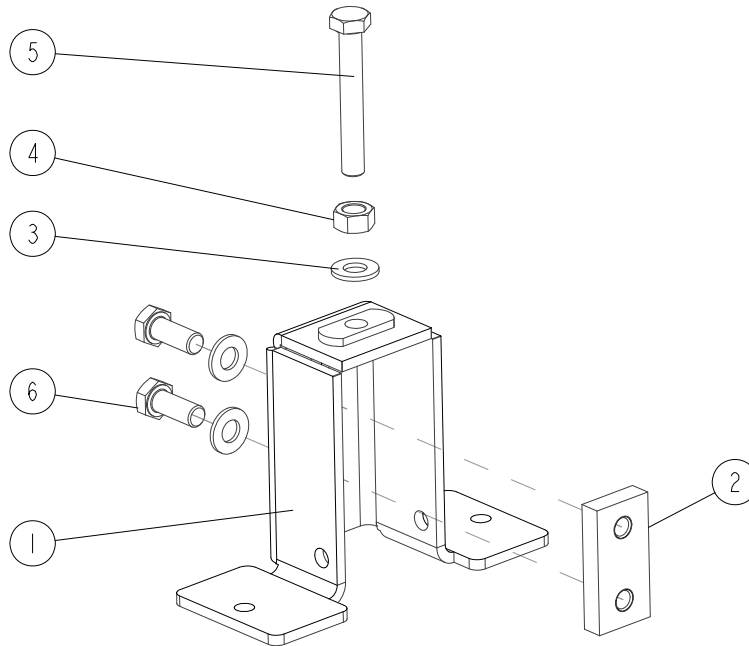
501974_001
 501974_MANUAL



REF.	DESCRIPTION (* Indicates Parts Available in Assemblies Only)	PART #	QTY
-	SUPPORT, TABLE	501974	1
1	SUPPORT, TABLE	501976	2
2	WASHER, 10.5 FLAT ZINC	F81055-1	15
3	FOOT, COMPLETE ADJUSTABLE See Section 10.5	101014	2
4	BOLT, M10X25 8.8 HEX HEAD FULL THREAD ZINC	F81003-11	8
5	NUT, M10 8 HEX ZINC	F81033-3	8

10.5 Adjustable Foot

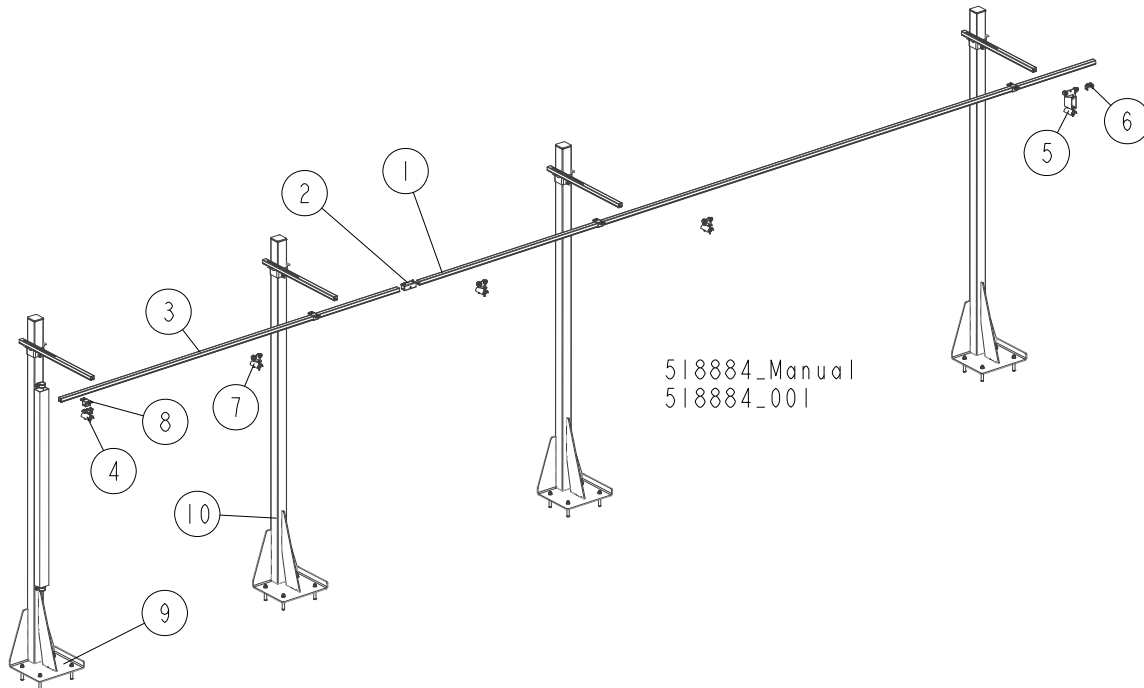
101014_001
101014_MANUAL



REF.	DESCRIPTION (* Indicates Parts Available in Assemblies Only)	PART #	QTY
-	FOOT, COMPLETE ADJUSTABLE	101014	1
1	FOOT, ADJUSTABLE	101022-1	1
2	PLATE, M10 CLAMPING ZINC-PLATED	101242-1	1
3	WASHER, 10.5 FLAT ZINC	F81055-1	3
4	NUT, M10 8 HEX ZINC	F81033-3	1
5	BOLT, M10X70 8.8 HEX HEAD FULL THREAD ZINC	F81003-20	1
6	BOLT, M10X25 8.8 HEX HEAD FULL THREAD ZINC	F81003-11	2

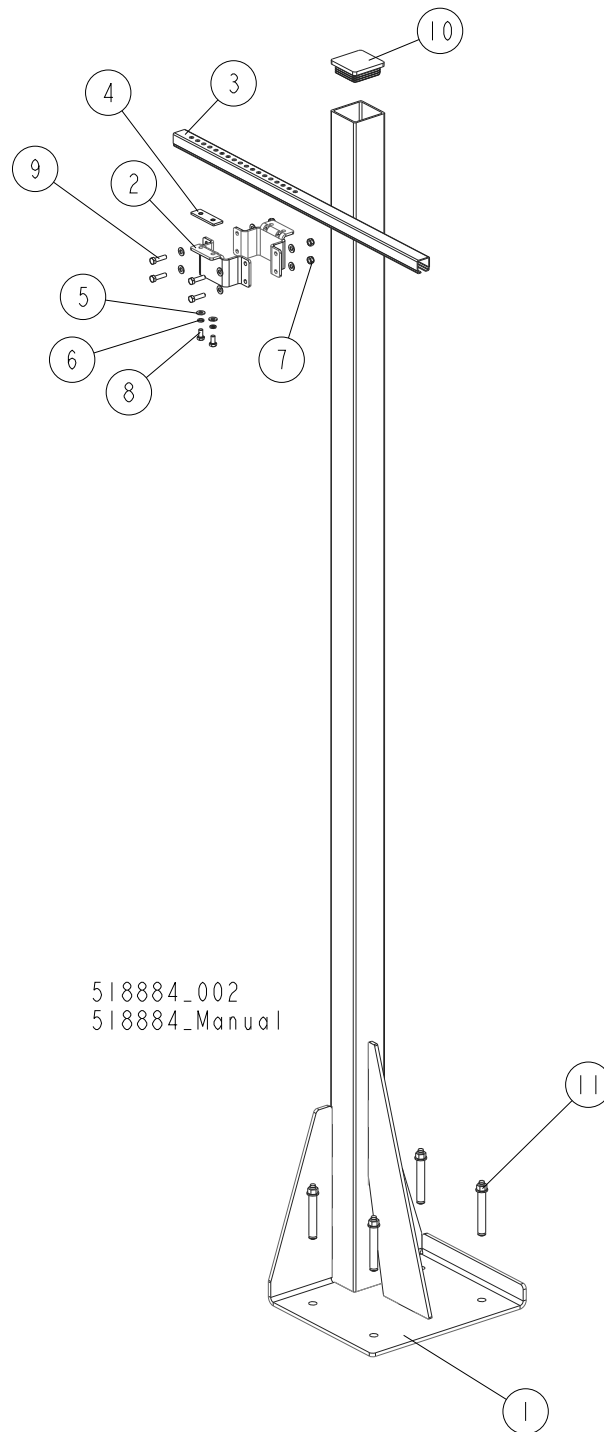
SECTION 11 REMOTE SET

11.1 4-Post Remote Set



REF.	DESCRIPTION (◆ Indicates Parts Available In Assemblies Only)	PART #	QTY
	REMOTE SET, 4-POST	518884	1
	RAIL, COMPLETE GUIDE (CUTTING LENGTH OF 6.5M)	518315	1
1	RAIL, 6 M C-PROFILE	518332	1
2	COUPLER, TRACK	518705	1
3	RAIL, 3 M C-PROFILE	518313	1
4	CLAMP, FLAT CABLE - END	518701	1
5	TROLLEY, TOWING	518334	1
6	STOP, END	518700	1
7	TROLLEY, CABLE MOVING	518333	3
8	BRACKET, BOLT-ON	518702	4
9	POST, GUIDE RAIL SUPPORT - COMPLETE See Section 11.3	520669	1
10	POST, GUIDE RAIL SUPPORT - COMPLETE See Section 11.2	518736	3

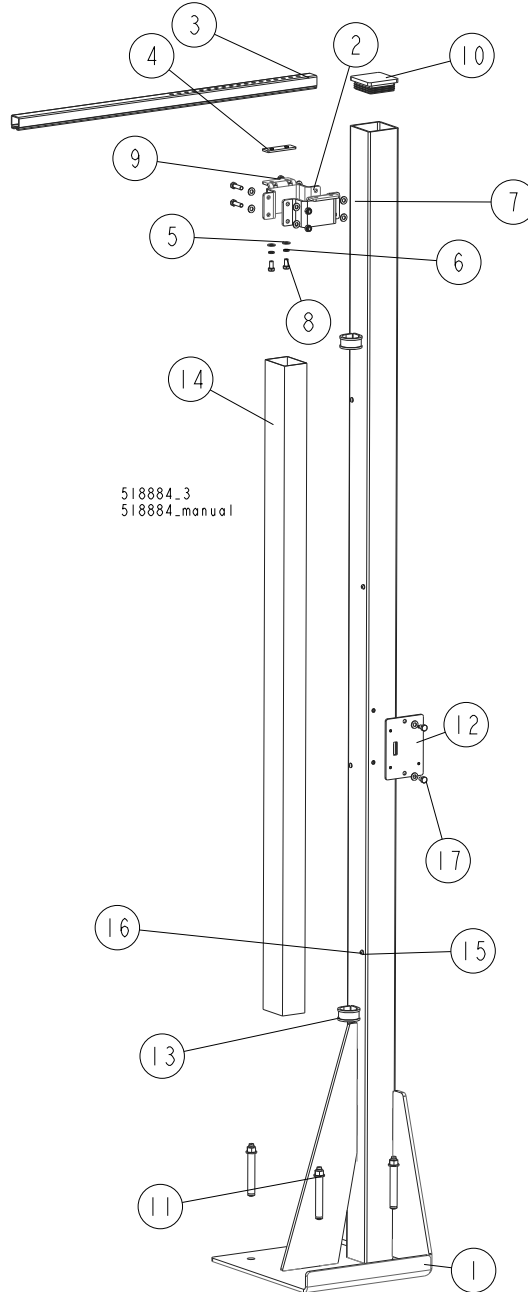
11.2 Guide Rail Support Post



REF.	DESCRIPTION (◆ Indicates Parts Available In Assemblies Only)	PART #	QTY
	POST, GUIDE RAIL SUPPORT - COMPLETE	518736	1
1	POST, GUIDE RAIL SUPPORT	518707-1	1
2	BRACKET, 80X80 TUBE WRAP	518725-1	2
3	ARM, RAIL BRACKET	518709	1
4	PLATE, ARM CLAMPING	518885-1	1

REF.	DESCRIPTION (◆ Indicates Parts Available In Assemblies Only)	PART #	QTY
5	WASHER, 8.4 FLAT ZINC	F81054-1	10
6	WASHER, 8.2 SPLIT LOCK ZINC	F81054-4	2
7	NUT, M8 8 HEX NYLON ZINC LOCK	F81032-2	4
8	BOLT, M8X16-8.8-B HEX HEAD FULL THREAD ZINC	F81002-20	2
9	BOLT, M8X30-5.8-B HEX HEAD FULL THREAD ZINC	F81002-2	4
10	CAP, 80X80 2-4 #111227 TUBE END	089644	1
11	PIN, LT 16X120	501877	4

11.3 Guide Rail Support Post



REF.	DESCRIPTION (◆ Indicates Parts Available In Assemblies Only)	PART #	QTY
	POST, GUIDE RAIL SUPPORT - COMPLETE	520669	1
1	POST WELDMENT W/HOLES	520667-1	1
2	BRACKET, 80X80 TUBE WRAP	518725-1	2
3	ARM, RAIL BRACKET	518709	1
4	PLATE, ARM CLAMP	518885-1	1

REF.	DESCRIPTION (◆ Indicates Parts Available In Assemblies Only)	PART #	QTY
5	WASHER, 8.4 FLAT ZINC	F81054-1	14
6	WASHER, 8.2 SPLIT LOCK ZINC	F81054-4	2
7	NUT, M8 8 HEX NYLON ZINC LOCK	F81032-2	4
8	BOLT, M8X16-8.8-B HEX HEAD FULL THREAD ZINC	F81002-20	4
9	BOLT, M8X30-5.8-B HEX HEAD FULL THREAD ZINC	F81002-2	4
10	CAP, 80X80 GR 2-4 #111227 TUBE END	089644	1
11	PIN, LT 16X120	501877	4
12	PLATE, SOCKET MOUNT	517664-1	1
13	CLAMP, RSGU 1.42/20 W1 METAL & RUBBER	F81087-3	2
14	DUCT, CABLE	520670	1
15	WASHER, 5.3 FLAT ZINC	F81052-1	4
16	SCREW, M5X10-8.8 CROSS RECESSED PAN HEAD ZINC	F81000-13	4
17	BOLT, M8X12-8.8 HEX HEAD FULL THREAD ZINC	F81002-6	2