

Wood-Mizer®

Replacement Parts

WB2000

rev. B1.00



Safety is our #1 concern! Read and understand all safety information and instructions before operating, setting up or maintaining this machine.

Form #661

Table of Contents

Section-Page

SECTION 1 GENERAL INFORMATION

2-1

- 1.1 How To Use the Parts List.....2-1
- 1.2 Sample Assembly2-1

SECTION 2 SAWMILL MAST

2-1

- 2.1 WB2000 Sawmill Mast2-1
- 2.2 Mast Drive Assembly - Left2-3
- 2.3 Mast Drive Assembly - Right2-4
- 2.4 Up/Down Drive Assembly2-5
- 2.5 Up/Down Chain Assembly2-6
- 2.6 Up/Down Rollers & Chain Guide Rollers2-7
- 2.7 Chain Guide Roller2-8
- 2.8 Up/Down Rollers2-9
- 2.9 Up/Down Rollers2-10
- 2.10 Upper Mast Roller Bracket2-11
- 2.11 Saw Head Rollers2-12
- 2.12 Track Roller2-13
- 2.13 Adjustable Track Roller2-14
- 2.14 Saw Head Roller2-15

SECTION 3 SAW HEAD

3-1

- 3.1 Motor Kit3-1
- 3.2 E40S Motor Kit3-2
- 3.3 E50S Motor Kit3-4
- 3.4 Board Return Guide3-6
- 3.5 Board Return Assembly3-7
- 3.6 Sawdust Chute.....3-8
- 3.7 CCTV Camera Set3-10
- 3.8 CCTV Camera Set3-11
- 3.9 Side Camera Assembly3-12
- 3.10 Blade Tension Plate Assembly3-13
- 3.11 Debarker w/Drive3-15
- 3.12 Debarker, WB20003-16
- 3.13 Debarker Track Rail Assembly3-19
- 3.14 Blade Wheel Wiper & Scraper3-21
- 3.15 Fixed Blade Guide3-22
- 3.16 Blade Wheel Assembly, Idle Side3-23
- 3.17 Blade Wheel Mounting Tubes3-24
- 3.18 Blade Wheel Assembly, Drive Side3-25
- 3.19 Blade Wheel Shaft Bracket3-26
- 3.20 Blade Wheel Guards3-28
- 3.21 Safety Switch, Blade Wheel Housing3-30
- 3.22 Decals3-31
- 3.23 Laser Assembly (Option)3-33
- 3.24 Hydraulic Blade Tensioner Oil Supply Assembly3-34
- 3.25 Blade Lube Assembly3-36
- 3.26 Blade Guide Arm3-38

Table of Contents

Section-Page

3.27	Blade Guide Arm, 2" - 717011	3-40
3.28	Arm Assembly - 715922	3-42
3.29	Roller - 042543	3-43
3.30	Blade Guide w/Extended Roller, Idle Side - 524855	3-44
3.31	Extended Blade Guide Roller w/Bearings - 522502	3-46
SECTION 4 OPERATOR STAND		4-1
4.1	LCD Monitor w/Arm	4-1
4.2	Control Box Assembly	4-2
4.3	Rails	4-3
4.4	Operator Seat & Joysticks	4-4
4.5	Operator Stand Ladder	4-6
4.6	Operator Stand Base	4-7
4.7	Operator Guard	4-8
SECTION 5 OPERATOR STAND W/CAB (OPTION)		5-1
5.1	Control Box/Monitor Pedestal	5-1
5.2	Control Box	5-2
5.3	Control Box Arm Bracket	5-3
5.4	Operator Stand Base	5-4
5.5	Operator Seat	5-5
5.6	Operator Stand Ladder	5-6
5.7	Joysticks	5-7
5.8	Electric Box Brackets	5-8
SECTION 6 BLADE LUBE ASSEMBLY		6-1
6.1	Blade Lube Assembly	6-1
6.2	Lube Pump Assembly	6-2
SECTION 7 BED FRAME ASSEMBLY		7-1
7.1	Power Feed Chain	7-1
7.2	WB2000 Bed Rail Assembly	7-2
7.3	WB2000 Cross Beam Cover	7-3
7.4	Ladder Assembly, Inspection Platform	7-4
7.5	Foot Assembly, Platform Ladder	7-5
7.6	Inspection Platform Grid	7-6
7.7	Leg Assembly	7-7
7.8	Angle Set, "M" Bed Frame	7-8
7.9	Angle Set, "S" Bed Frame	7-9
7.10	Wireway Assembly	7-10
7.11	Cable Duct Set	7-11
7.12	Wireway	7-12
7.13	Mast Stop Assembly	7-13
7.14	Hydraulic Hose Hanger	7-14
7.15	Wireway Bracket	7-15
7.16	Board Removal Bumper Assembly	7-16

Table of Contents

Section-Page

7.17	Rubber Bumper	7-18
7.18	Bed Frame Extension Section (“M” Frame Only)	7-19
7.19	Bed Frame Extension Assembly M+2	7-20
7.20	Bed Frame Extension Assembly M+4	7-21
7.21	Hydraulic Hose Hanger	7-22
7.22	Cable Chain	7-23
SECTION 8 HYDRAULIC PUMP W/MOTOR & HYDRAULIC BOX		8-1
8.1	Hydraulic Pump w/Motor	8-1
8.2	Hydraulic Pump w/Motor	8-3
8.3	Hydraulic Box	8-4
8.4	Hydraulic Valve Mount	8-6
8.5	Hydraulic Valve	8-7
8.6	Hydraulic Box Hoses	8-8
SECTION 9 HYDRAULIC KITS		9-1
9.1	HS1 Hydraulic Kit	9-1
9.2	HS2 Hydraulic Kit	9-2
9.3	HS3 Hydraulic Kit	9-3
9.4	HS4 Hydraulic Kit	9-4
9.5	HS5 Hydraulic Kit	9-5
9.6	Log Side Support	9-6
9.7	Side Support Drive Assembly	9-9
9.8	Side Support Sensor	9-11
9.9	WB2000 MIDDLE LOG CLAMP	9-12
9.10	Chain Log Turner	9-14
9.11	Driven Log Levelling Roller - Left & Right	9-16
9.12	Log Levelling Roller Arm	9-18
9.13	Log Levelling Roller	9-19
9.14	Pull Down Clamp	9-20
ROZDZIAŁ 10 BELT CONVEYOR		10-1
10.1	Belt Conveyor Frame	10-1
10.2	Conveyor Side Plate	10-2
10.3	Idle-Side Roller	10-3
10.4	Conveyor Belt Tensioner	10-4
10.5	Belt Conveyor Pulley	10-5
10.6	Left Pulley Bracket	10-6
10.7	Right Pulley Bracket	10-7
ROZDZIAŁ 11 CAB		11-1
11.1	Cab	11-1
11.2	Rear Panel	11-2
11.3	Right Panel	11-4
11.4	Front, Left Panel	11-6
11.5	Roof	11-7

Table of Contents

Section-Page

11.6 Air Conditioning/Heat Assembly (Optional)11-8

SECTION 1 GENERAL INFORMATION

1.1 How To Use the Parts List

- Use the index above to locate the assembly that contains the part you need.
- Go to the appropriate section and locate the part in the illustration.
- Use the number pointing to the part to locate the correct part number and description in the table.
- Parts shown indented under another part are included with that part.
- Parts marked with a diamond (◆) are only available in the assembly listed above the part.

See the sample table below. Sample Part #A01111 includes part F02222-2 and subassembly A03333. Subassembly A03333 includes part S04444-4 and subassembly K05555. The diamond (◆) indicates that S04444-4 is not available except in subassembly A03333. Subassembly K05555 includes parts M06666 and F07777-77. The diamond (◆) indicates M06666 is not available except in subassembly K05555.

1.2 Sample Assembly				
REF.	DESCRIPTION (◆ Indicates Parts Available In Assemblies Only)	PART #	QTY	
	Sample Assembly, Complete (Includes All Indented Parts Below)	A01111	1	
1	Sample Part	F02222-22	1	
	Sample Subassembly (Includes All Indented Parts Below)	A03333	1	
2	Sample Part (◆ Indicates Part Is Only Available With A03333)	S04444-4	1	◆
	Sample Subassembly (Includes All Indented Parts Below)	K05555	1	
3	Sample Part (◆ Indicates Part Is Only Available With K05555)	M06666	2	◆
4	Sample Part	F07777-77	1	

To Order Parts:

- From Europe call our European Headquarters and Manufacturing Facility in Kolo, Poland at **+48-63-2626000**. From the continental U.S., call our toll-free Parts hotline at **1-800-525-8100**. Have your customer number, vehicle identification number, and part numbers ready when you call. From other international locations, contact the Wood-Mizer distributor in your area for parts.

Office Hours:

Country	Monday - Friday	Saturday	Sunday
Poland	7-15	Closed	Closed
US	8 a.m.- 5 p.m.	8 a.m.- 12 p.m.	Closed

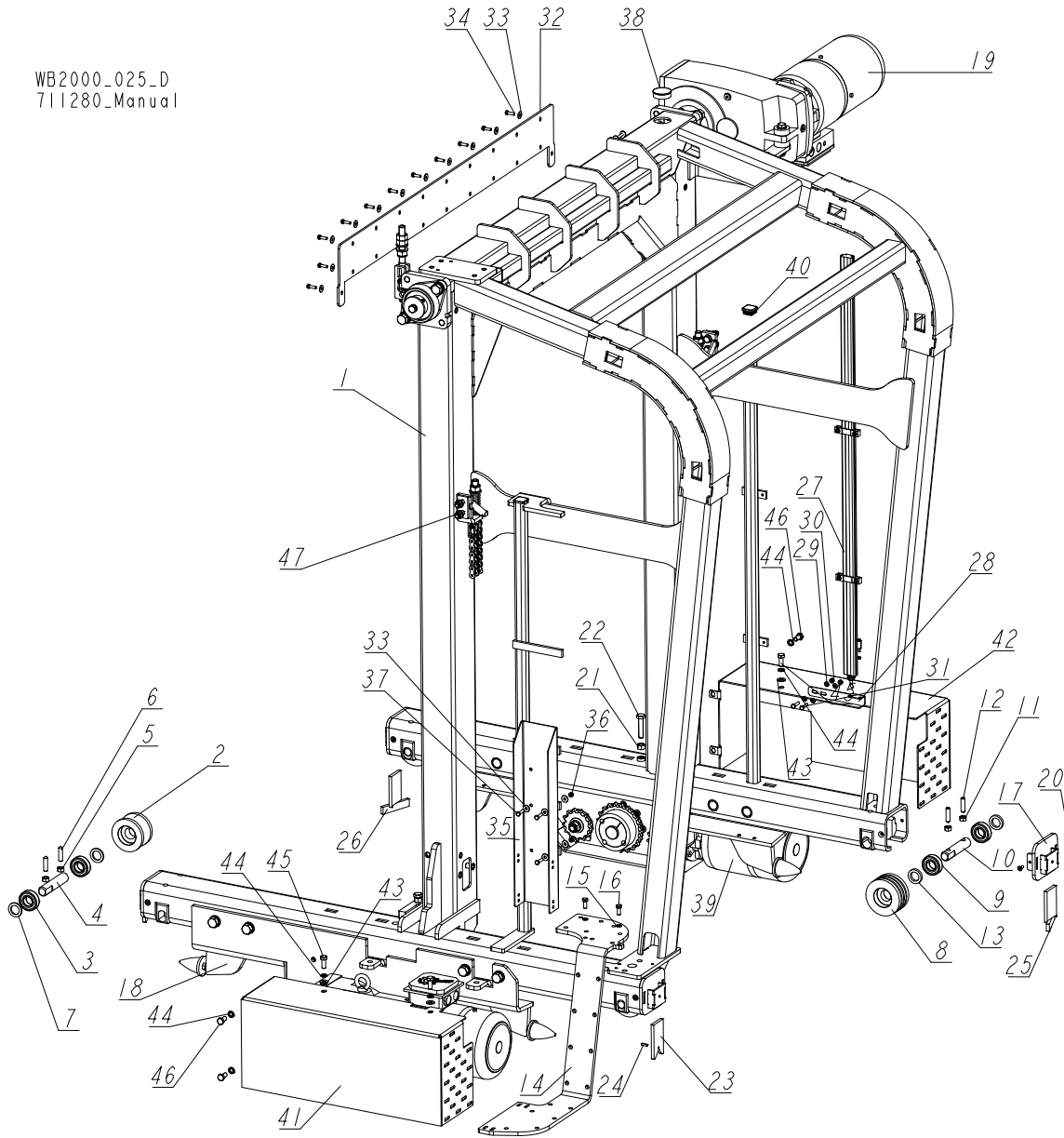


CAUTION! It is strongly recommended that only original spare parts be used.

SECTION 2 SAWMILL MAST

2.1 WB2000 Sawmill Mast

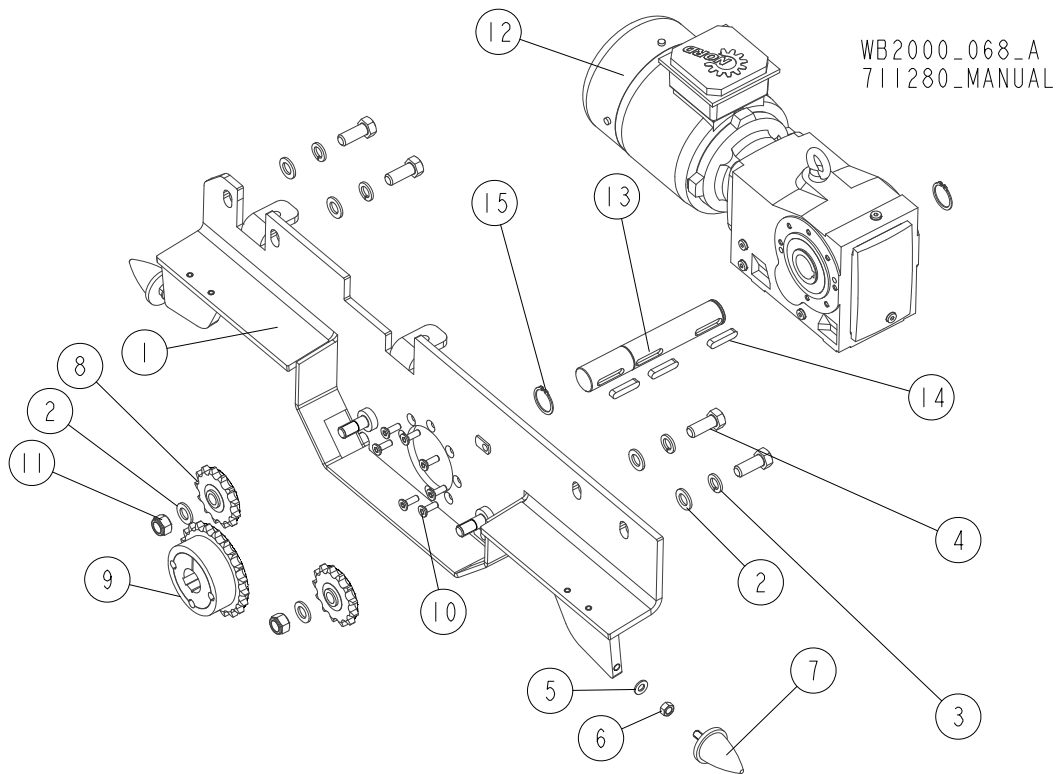
WB2000_025-D
711280_Manual



REF.	DESCRIPTION (* indicates parts available in assemblies only)	PART #	QTY
-	MAST, WB 2000 COMPLETE	713000	1
1	MAST, WELDMENT	713010-1	1
-	ROLLER, TRACK - COMPLETE	717243	2
2	ROLLER, MAST TRACK	717244-1	1
3	BEARING, 6205 2RSR P6 (FAG,NSK,SKF) BALL	087353	2
4	SHAFT, TRACK ROLLER	710013-1	1
5	NUT, M10 8 HEX ZINC	F81033-3	2
6	SCREW, M10X40-45H-GEOMET HEX SOCKET SET W/FLAT POINT	F81003-61	2
7	BUSHING, 25.2/38-3.5 ZINC-PLATED	717245-1	2

REF.	DESCRIPTION (* indicates parts available in assemblies only)	PART #	QTY
-	ROLLER, TRACK - COMPLETE	717311	2
8	ROLLER, TRACK	717312-1	1
9	BEARING, 6205 2RSR P6 (FAG,NSK,SKF) BALL	087353	2
10	SHAFT, TRACK ROLLER	710013-1	1
11	NUT, M10 8 HEX ZINC	F81033-3	2
12	SCREW, M10X40-45H-GEOMET HEX SOCKET SET W/FLAT POINT	F81003-61	2
13	BUSHING, 25.2/38-7 ZINC-PLATED	710039-1	2
14	BRACKET, CABLE CARRIER MOUNT	714983-1	1
15	WASHER, 8.2 SPLIT LOCK ZINC	F81054-4	2
16	BOLT, M8X20 8.8 HEX HEAD FULL THREAD ZINC	F81002-4	2
17	BRACKET, SCRAPER MOUNT	713209-1	4
18	DRIVE ASSEMBLY, MAST LEFT See Section 2.2	713011	1
19	DRIVE ASSEMBLY, WB 2000 UP/DOWN See Section 2.4	711035	1
20	SCREW, M6X16-10.9 DIN7991 ISO10642 FLAT SOCKET HEAD CAP ZINC	F81001-55	8
21	NUT, M12-8 HEX ZINC	F81034-1	2
22	BOLT, M12X55 8.8 HEX HEAD ZINC	F81004-43	2
23	SCRAPER, "V"	710634-1	2
24	PIN, 5X16 ROLL ZINC	F81044-3	2
25	SCRAPER, FRONT STRAIGHT	710635-1	1
26	SCRAPER, REAR STRAIGHT	710645-1	1
-	TRANSDUCER ASSEMBLY, MICROPULSE	710870	1
27	TRANSDUCER, BTL6-E500-M1000-PF-S115 MICROPULSE	509155	1
28	BRACKET, MAGNET	710871-1	1
29	WASHER, 6.4 FLAT ZINC	F81053-1	4
30	NUT, M6-8-B HEX NYLON ZINC LOCK	F81031-2	2
31	BOLT, M6X25 -8.8 HEX HEAD FULL THREAD ZINC	F81001-3	2
32	COVER, RUBBER	711031-1	1
33	WASHER, 6.5 SPECIAL FLAT ZINC	F81053-11	27
34	BOLT, M6X20 8.8 HEX HEAD FULL THREAD ZINC	F81001-2	20
35	CHANNEL, CABLE CARRIER BRACKET	710573-1	1
36	NUT, M6-8-B HEX NYLON ZINC LOCK	F81031-2	4
37	BOLT, M6X25 -8.8 HEX HEAD FULL THREAD ZINC	F81001-3	4
38	CAP, 44.5 MM #466923 HOLE	500768	1
39	DRIVE ASSEMBLY, MAST RIGHT See Section 2.3	713015	1
40	CAP, 30X30X3 SR1540, 111219 (MOSS) TUBE END	099463	2
41	GUARD, MOTOR	713147-1	1
42	GUARD, MOTOR (FROM ENCODER SIDE)	713148-1	1
43	WASHER, 10.5 FLAT ZINC	F81055-1	4
44	WASHER, Z 10.2 SPLIT LOCK ZINC	F81055-2	8
45	BOLT, M10X25 8.8 HEX HEAD FULL THREAD ZINC	F81003-11	4
46	BOLT, M10X20-8.8 HEX HEAD FULL THREAD ZINC	F81003-1	4
47	CHAIN ASSEMBLY, UP/DOWN See Section 2.5	713595	1

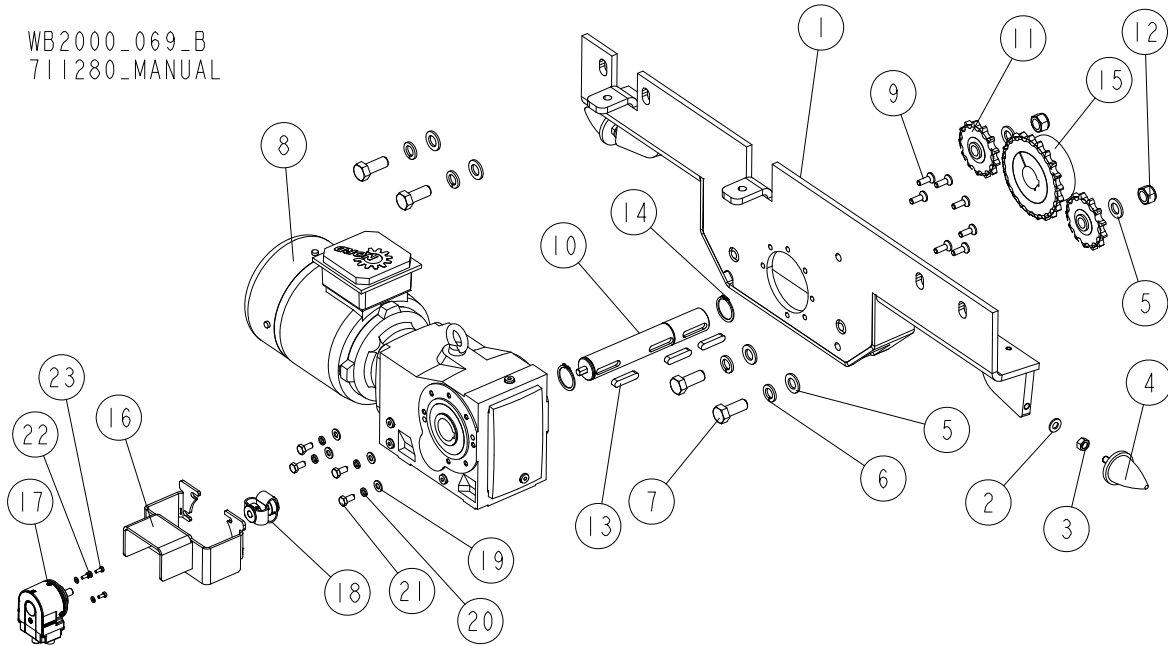
2.2 Mast Drive Assembly - Left



REF.	DESCRIPTION (◆ Indicates Parts Available In Assemblies Only)	PART #	QTY
	DRIVE ASSEMBLY, MAST LEFT	713011	1
1	PLATE, WELDMENT MAST SIDE	713012-1	1
2	WASHER, 17 SPLIT LOCK ZINC	F81058-1	6
3	WASHER, 16.3 SPLIT LOCK ZINC	F81058-2	4
4	BOLT, M16X40-8.8 HEX HEAD FULL THREAD ZINC	F81006-13	4
5	WASHER, 10.5 FLAT ZINC	F81055-1	2
6	NUT, M10 8 HEX ZINC	F81033-3	2
7	BUMPER	710846	2
8	SPROCKET, 12B1 Z=13	713045	2
9	SPROCKET/TAPER LOCK 12B1	713044	1
10	SCREW, M8X25-8.8 FE/ZN5 FLAT SOCKET HEAD CAP	F81002-65	7
11	NUT, M16-8 HEX NYLON ZINC LOCK	F81036-2	2
12	MOTOREDUCER, SK9012.1AZ-90LH/4	713333	1
13	SHAFT, ZINC-PLATED DRIVE (1)	713051-1	1
14	KEY, A10X8X45 PARALLEL	091312	3
15	RING, Z35 OUTSIDE RETAINING	F81090-36	2

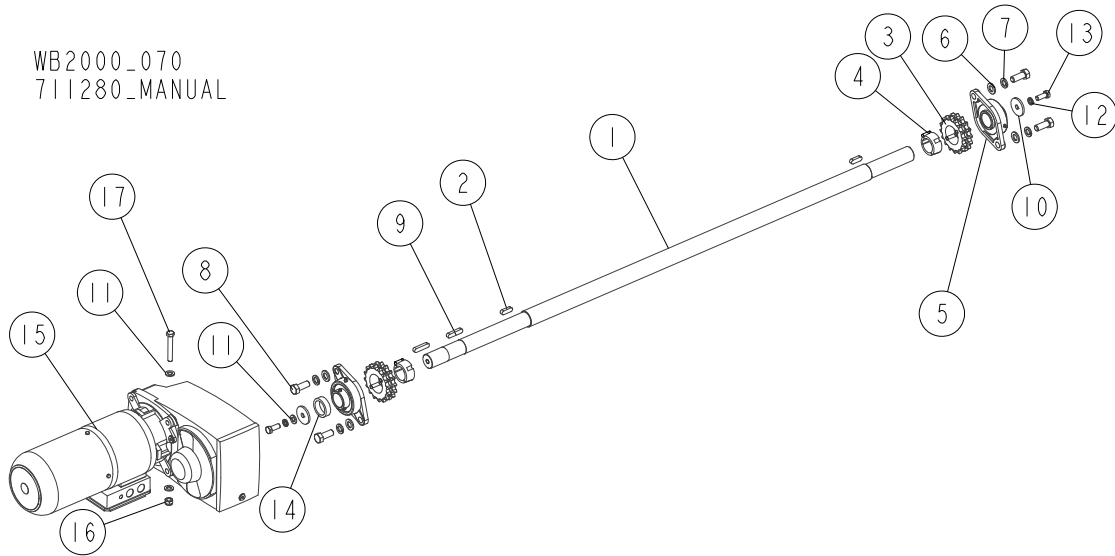
2.3 Mast Drive Assembly - Right

WB2000_069_B
711280-MANUAL



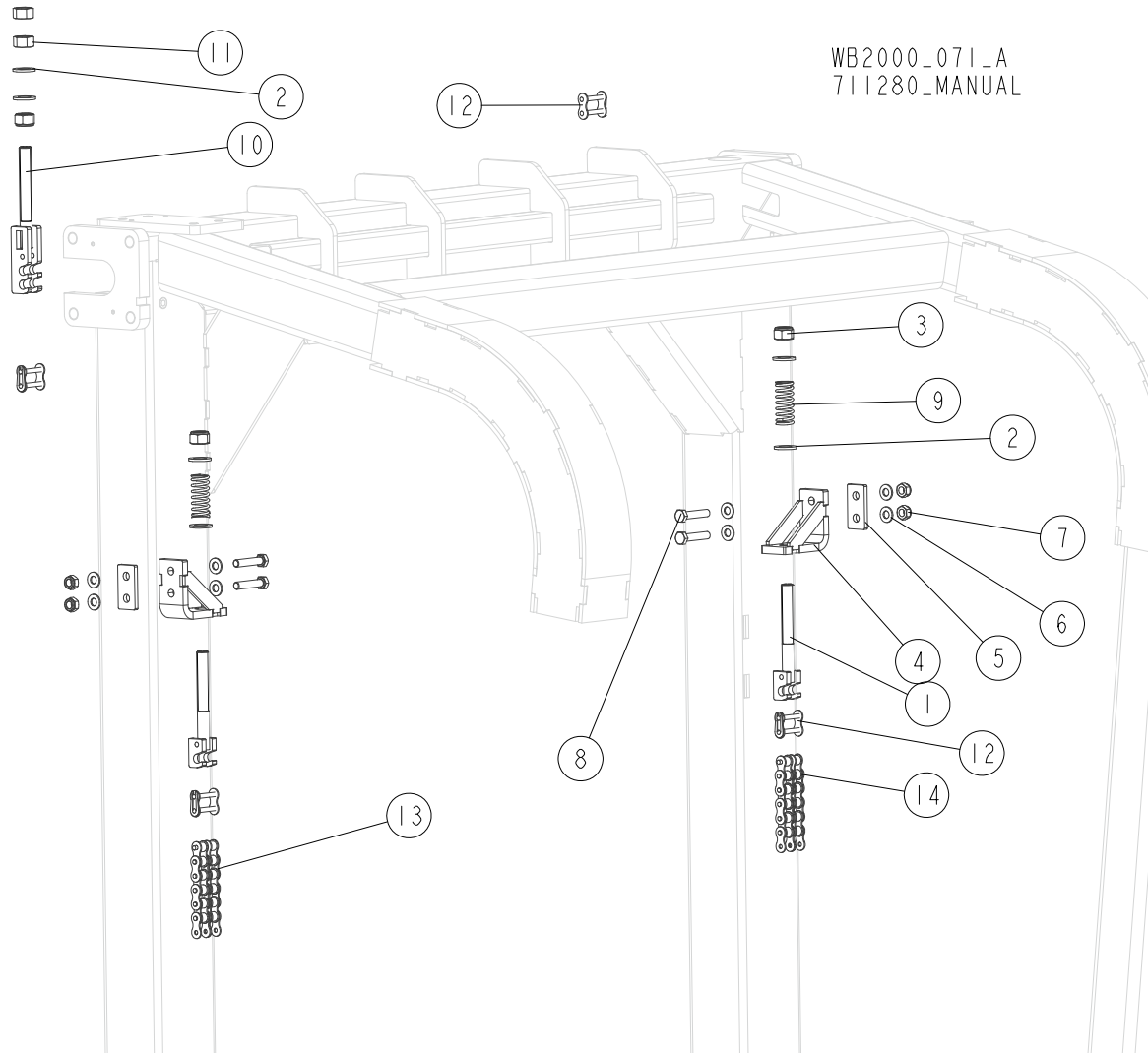
REF.	DESCRIPTION (◆ Indicates Parts Available in Assemblies Only)	PART #	QTY
	DRIVE ASSEMBLY, MAST RIGHT	713015	1
1	PLATE, WELDMENT MAST RIGHT SIDE	713016-1	1
2	WASHER, 10.5 FLAT ZINC	F81055-1	2
3	NUT, M10 8 HEX ZINC	F81033-3	2
4	BUMPER	710846	2
5	WASHER, 17 SPLIT LOCK ZINC	F81058-1	6
6	WASHER, 16.3 SPLIT LOCK ZINC	F81058-2	4
7	BOLT, M16X40-8.8 HEX HEAD FULL THREAD ZINC	F81006-13	4
8	MOTOREDUCER, SK9012.1AZ-90LH/4	713333	1
9	SCREW, M8X25-8.8 FE/ZN5 FLAT SOCKET HEAD CAP	F81002-65	7
10	SHAFT, ZINC-PLATED DRIVE (1)	713052-1	1
11	SPROCKET, 12B1 Z=13	713045	2
12	NUT, M16-8 HEX NYLON ZINC LOCK	F81036-2	2
13	KEY, A10X8X45 PARALLEL	091312	3
14	RING, Z35 OUTSIDE RETAINING	F81090-36	2
15	SPROCKET/TAPER LOCK 12B1	713044	1
16	BRACKET, ENCODER	717306-1	1
17	ENCODER, ETHERNET/IP EAL580 ABSOLUTE	536063	1
18	COUPLING, 8.0000.1K01.1010. ENCODER	713247	1
19	WASHER, 8.4 FLAT ZINC	F81054-1	4
20	WASHER, 8.2 SPLIT LOCK ZINC	F81054-4	4
21	BOLT, M8X16-8.8-B HEX HEAD FULL THREAD ZINC	F81002-20	4
22	WASHER, 4.3 FLAT ZINC	F81051-2	3
23	SCREW, M4X10 DIN 933/ISO 4017 (A2) STAINLESS STEEL	F81000-27	3

2.4 Up/Down Drive Assembly



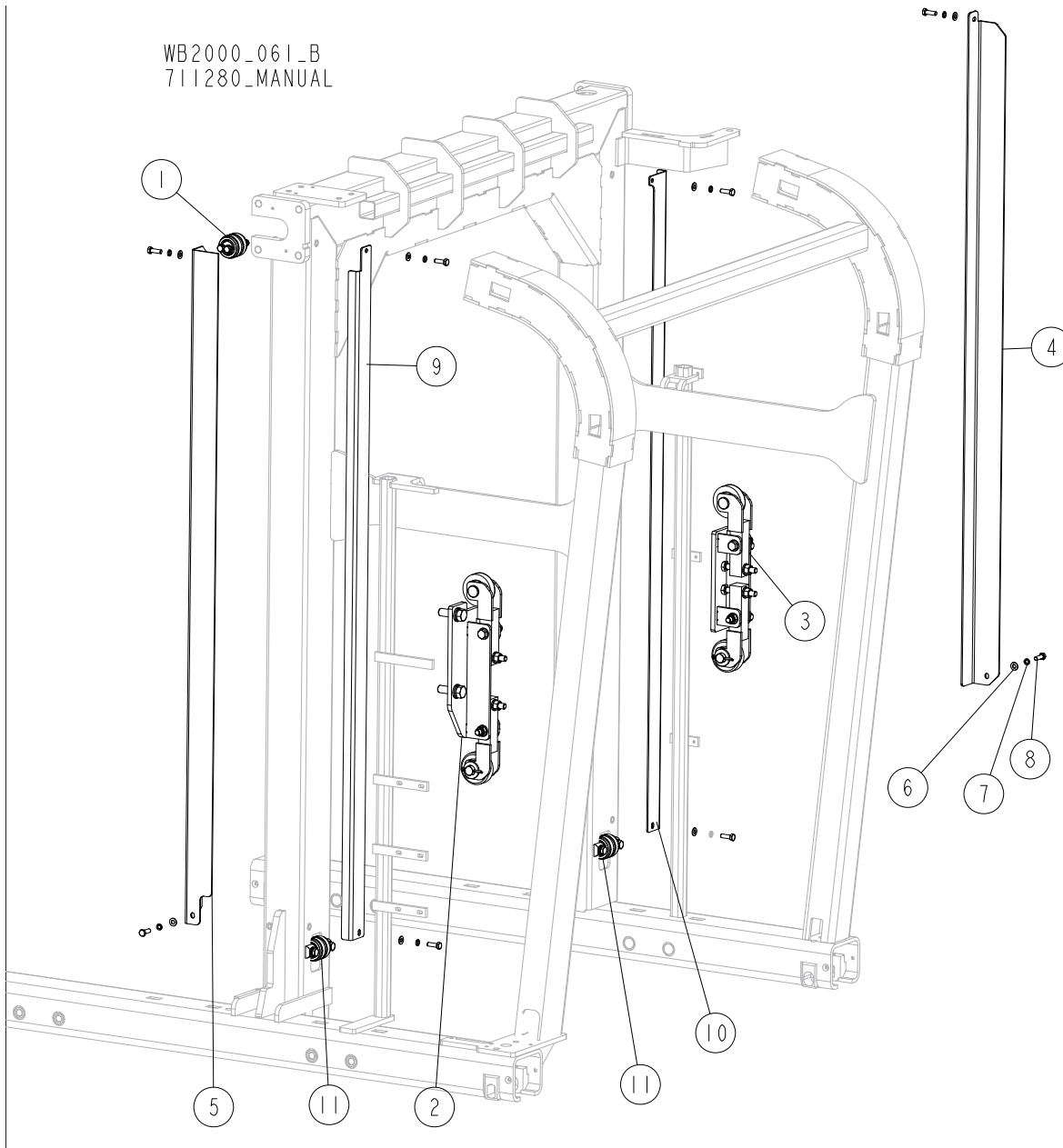
REF.	DESCRIPTION (◆ Indicates Parts Available In Assemblies Only)	PART #	QTY
	DRIVE ASSEMBLY, WB 2000 UP/DOWN	711035	1
1	SHAFT, UP/DOWN DRIVE	713605-1	1
2	KEY, A12X8X36 PARALLEL	503182	2
	SPROCKET, 12B-2 (554539+T31080)	713606	2
3	SPROCKET, 12B Z16	713607	1
4	BUSHING, T31080 TAPER LOCK	713608	1
5	BEARING, UCFL208 W/HOUSING (KG INTERN. FZCO)	099423	2
6	WASHER, 17 SPLIT LOCK ZINC	F81058-1	4
7	WASHER, 16.3 SPLIT LOCK ZINC	F81058-2	4
8	BOLT, M16X40-8.8 HEX HEAD FULL THREAD ZINC	F81006-13	4
9	KEY, A12X8X50 PARALLEL	506735	2
10	WASHER, 60/12.5-5 SPECIAL	513627	2
11	WASHER, 13 FLAT ZINC	F81056-1	3
12	WASHER, Z12.2 SPLIT LOCK ZINC	F81056-2	2
13	BOLT, M12X30 8.8 HEX HEAD FULL THREAD ZINC	F81004-22	2
14	BUSHING, 40.5/53-15 ZINC-PLATED	710856-1	1
15	MOTOREDCER, SK3282AGH-90L/4 BRE20 SR IG12K (I=52.97; P=1.5KW)	710855	1
16	NUT, M12 8 HEX NYLON ZINC LOCK	F81034-2	1
17	BOLT, M12X80 -8.8 HEX HEAD ZINC	F81004-46	1

2.5 Up/Down Chain Assembly



REF.	DESCRIPTION (◆ Indicates Parts Available In Assemblies Only)	PART #	QTY
	CHAIN ASSEMBLY, UP/DOWN	713595	1
1	ROD WELDMENT, CHAIN HOOK (LOWER)	713592-1	2
2	WASHER, 17 SPLIT LOCK ZINC	F81058-1	6
3	NUT, M16-8 HEX NYLON ZINC LOCK	F81036-2	3
4	BRACKET, CHAIN MOUNTING	710998-1	2
5	PLATE, SPACER	710672-1	2
6	WASHER, 10.5 Flat Zinc	F81055-1	8
7	NUT, M10-8-B HEX NYLON ZINC LOCK	F81033-1	4
8	BOLT, M10x50-8.8 HEX HEAD FULL THREAD ZINC	F81003-4	4
9	SPRING, 18x57xn3.2	710869	2
10	ROD WELDMENT, CHAIN HOOK	713597-1	1
11	NUT, M16-8 HEX ZINC	F81036-1	2
12	LINK, 12B-2PZ MASTER	099249	4
13	CHAIN, 12B-2 157-LINK	713596	1
14	CHAIN, 12B-2 151-LINK	713589	1

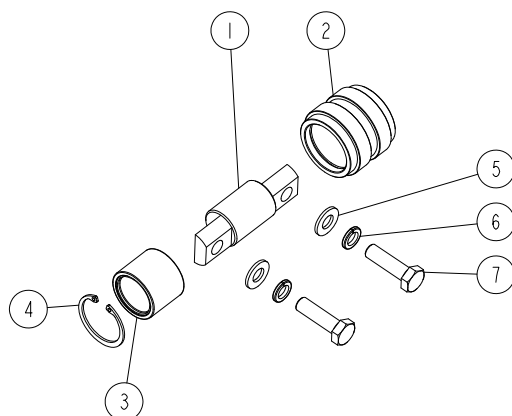
2.6 Up/Down Rollers & Chain Guide Rollers



REF.	DESCRIPTION (◆ Indicates Parts Available in Assemblies Only)	PART #	QTY
1	ROLLER, CHAIN GUIDE - COMPLETE See Section 2.14	713609	1
2	ROLLER SET, UP/DOWN See Section 2.8	713324	1
3	ROLLER SET, UP/DOWN See Section 2.9	713325	1
4	ANGLE, WB2000 MAT	714448	1
5	ANGLE, WB2000 MAT	714449	1
6	WASHER, 8.4 FLAT ZINC	F81054-1	8
7	WASHER, 8.2 SPLIT LOCK ZINC	F81054-4	8
8	BOLT, M8X25-8.8-B HEX HEAD FULL THREAD ZINC	F81002-5	8
9	ANGLE, WB2000 MAT	714568	1
10	ANGLE, WB2000 MAT	714569	1
11	ROLLER, CHAIN GUIDE - COMPLETE See Section 2.7	715949	2

2.7 Chain Guide Roller

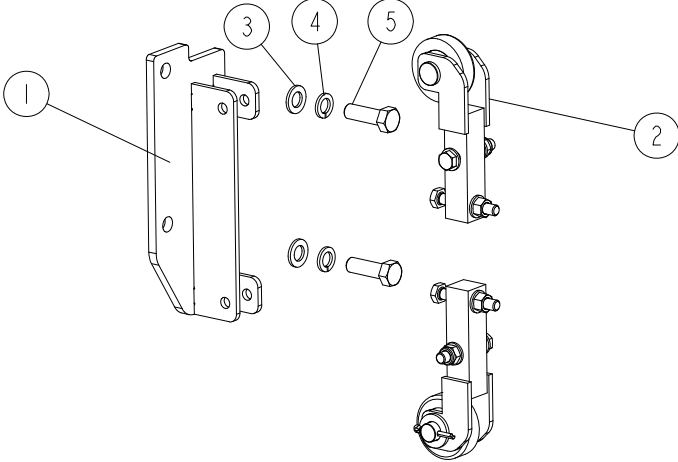
715949_001
715949_MANUAL



REF.	DESCRIPTION (* indicates parts available in assemblies only)	PART #	QTY
-	ROLLER, CHAIN GUIDE - COMPLETE	715949	1
1	SHAFT, CHAIN GUIDE ROLLER	715948	1
2	ROLLER, CHAIN GUIDE	713590-1	1
3	BEARING, NK 28/30 NEEDLE	711439	1
4	RING, W37 INSIDE RETAINING	F81090-55	1
5	WASHER, 10.5 FLAT ZINC	F81055-1	2
6	WASHER, Z 10.2 SPLIT LOCK ZINC	F81055-2	2
7	BOLT, M10X35 8.8 HEX HEAD FULL THREAD ZINC	F81003-17	2

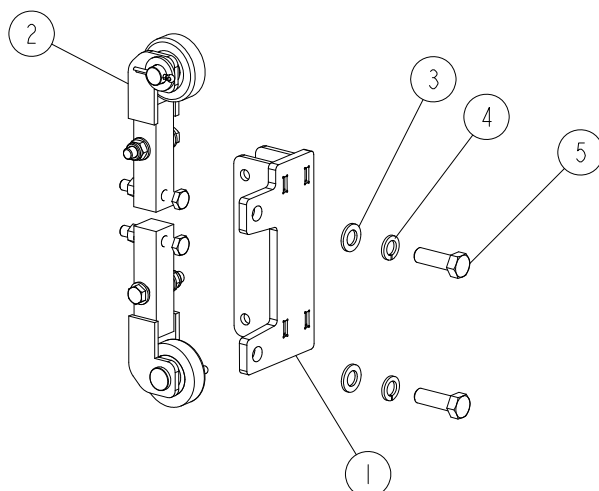
2.8 Up/Down Rollers

WB2000_064_A
711280_MANUAL



REF.	DESCRIPTION (◆ Indicates Parts Available in Assemblies Only)	PART #	QTY
	ROLLER SET, UP/DOWN	713324	1
1	PLATE WELDMENT, ROLLER MOUNT	713194-1	1
2	BRACKET, UPPER MAST ROLLER - COMPLETE See Section 2.10	503484	2
3	WASHER, 17 SPLIT LOCK ZINC	F81058-1	2
4	WASHER, 16.3 SPLIT LOCK ZINC	F81058-2	2
5	BOLT, M6X16-8.8 HEX HEAD FULL THREAD ZINC	F81006-7	2

2.9 Up/Down Rollers

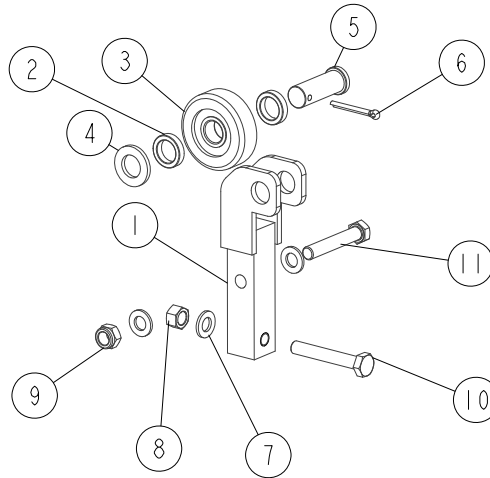


WB2000_065_A
711280_MANUAL

REF.	DESCRIPTION (◆ Indicates Parts Available in Assemblies Only)	PART #	QTY	
	ROLLER SET, UP/DOWN	713325	1	
1	PLATE WELDMENT, ROLLER MOUNT	713195-1	1	
2	BRACKET, UPPER MAST ROLLER - COMPLETE See Section 2.10	503484	2	
3	WASHER, 17 SPLIT LOCK ZINC	F81058-1	2	
4	WASHER, 16.3 SPLIT LOCK ZINC	F81058-2	2	
5	BOLT, M6X16-8.8 HEX HEAD FULL THREAD ZINC	F81006-7	2	

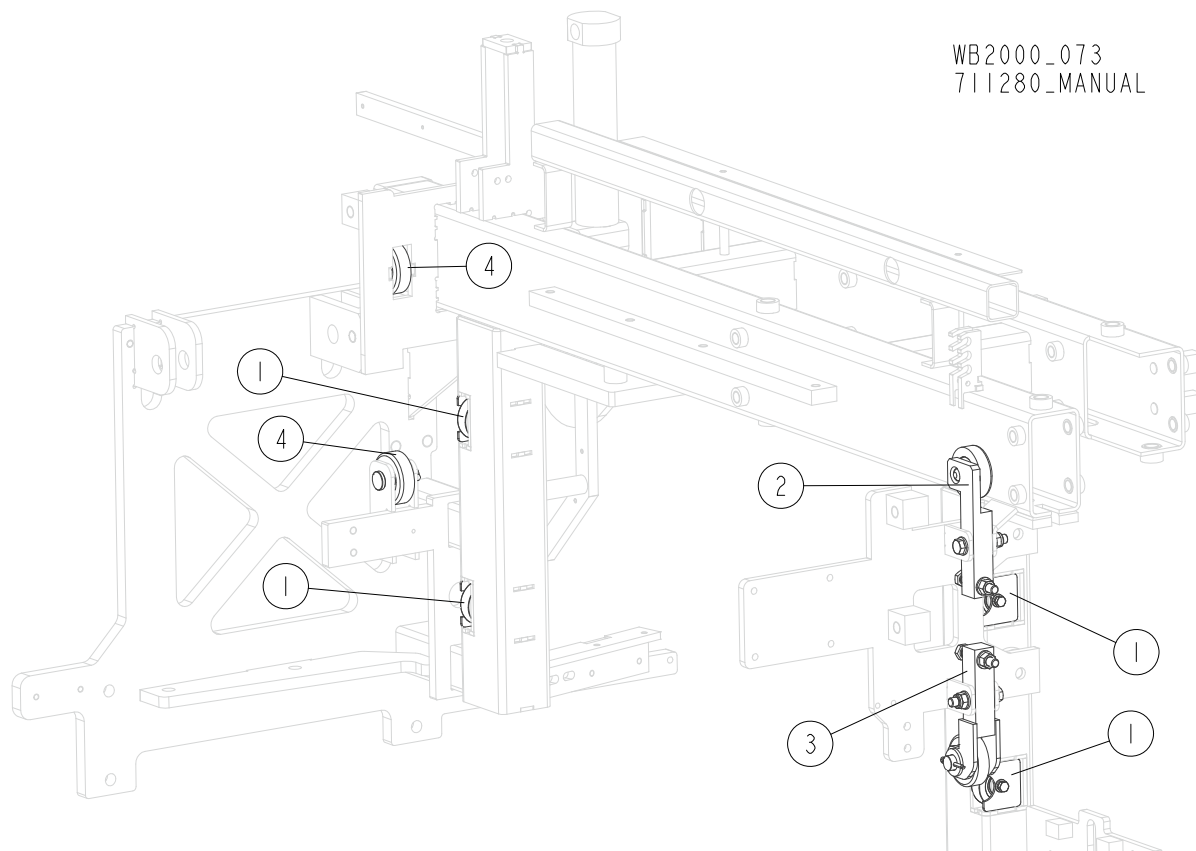
2.10 Upper Mast Roller Bracket

WB2000_066
711280_MANUAL



REF.	DESCRIPTION (◆ Indicates Parts Available in Assemblies Only)	PART #	QTY
	BRACKET, UPPER MAST ROLLER - COMPLETE	503484	1
1	BRACKET, UPPER MAST ROLLER - WLDMT/PTD	503482-1	1
2	BUSHING, N21XN30X7.2	503478-1	2
3	ROLLER, R68,5M 20MM HOLE METAL	503475	1
4	WASHER, 21 FLAT ZINC	F81059-2	1
5	PIN, 12X55 FLANGE 25-5 ZINC-PLATED	504173-1	1
6	PIN, S-FE 5X40 COTTER	F81043-31	1
7	WASHER, 13 FLAT ZINC	F81056-1	3
8	NUT, M12-8 HEX ZINC	F81034-1	1
9	NUT, M12 8 HEX NYLON ZINC LOCK	F81034-2	1
10	BOLT, M12X75-8.8 HEX HEAD FULL THREAD ZINC	F81004-10	1
11	BOLT, M12X70-8.8 HEX HEAD ZINC	F81004-39	1

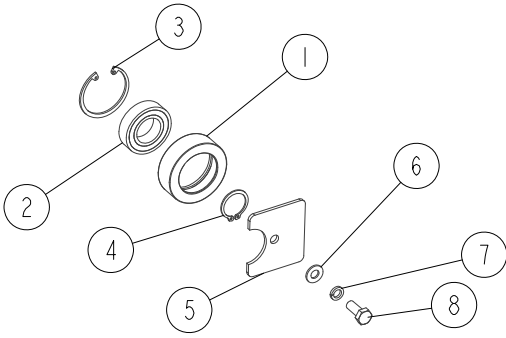
2.11 Saw Head Rollers



WB2000_073
711280_MANUAL

REF.	DESCRIPTION (◆ Indicates Parts Available in Assemblies Only)	PART #	QTY
1	ROLLER, TRACK - COMPLETE See Section 2.12	713159	4
2	ROLLER, ADJUSTABLE TRACK See Section 2.13	713245	1
3	BRACKET, UPPER MAST ROLLER - COMPLETE See Section 2.10	503484	1
4	ROLLER, SAW HEAD - COMPLETE See Section 2.14	713564	2

2.12 Track Roller

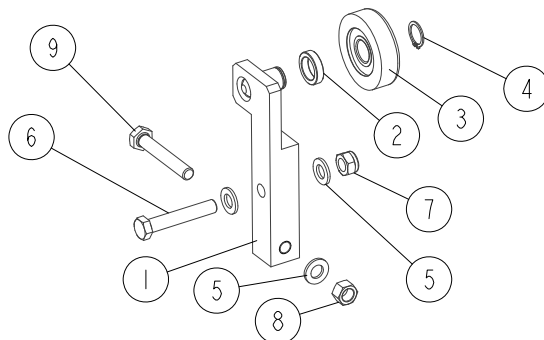


WB2000_074
 711280_MANUAL

REF.	DESCRIPTION (◆ Indicates Parts Available in Assemblies Only)	PART #	QTY
	ROLLER, TRACK - COMPLETE	713159	1
1	ROLLER, TRACK	710184-1	1
2	BEARING, 6005 2RS, PN-85/M-86100	089652	1
3	RING, W 47 INSIDE RETAINING	089653	1
4	RING, 25Z OUIBSITE RETAINING	F81090-22	1
5	PLATE, COVER	713170-1	1
6	WASHER, 8.4 FLAT ZINC	F81054-1	1
7	WASHER, 8.2 SPLIT LOCK ZINC	F81054-4	1
8	BOLT, M8X20 5.8 HEX HEAD FULL THREAD ZINC	F81002-1	1

2.13 Adjustable Track Roller

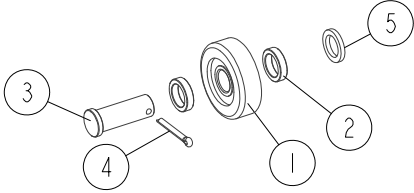
WB2000_075
711280_MANUAL



REF.	DESCRIPTION (◆ Indicates Parts Available in Assemblies Only)	PART #	QTY
	ROLLER, ADJUSTABLE TRACK - COMPLETE	713245	1
1	BRACKET WELDMENT, ROLLER MOUNT	713244-1	1
2	BUSHING, N21XN30X7.2	503478-1	1
3	ROLLER, R68,5M 20MM HOLE METAL	503475	1
4	RING, Z20 OUTSIDE RETAINING	F81090-27	1
5	WASHER, 13 FLAT ZINC	F81056-1	3
6	BOLT, M12X70-8.8 HEX HEAD ZINC	F81004-39	1
7	NUT, M12 8 HEX NYLON ZINC LOCK	F81034-2	1
8	NUT, M12-8 HEX ZINC	F81034-1	1
9	BOLT, M12X75-8.8 HEX HEAD FULL THREAD ZINC	F81004-10	1

2.14 Saw Head Roller

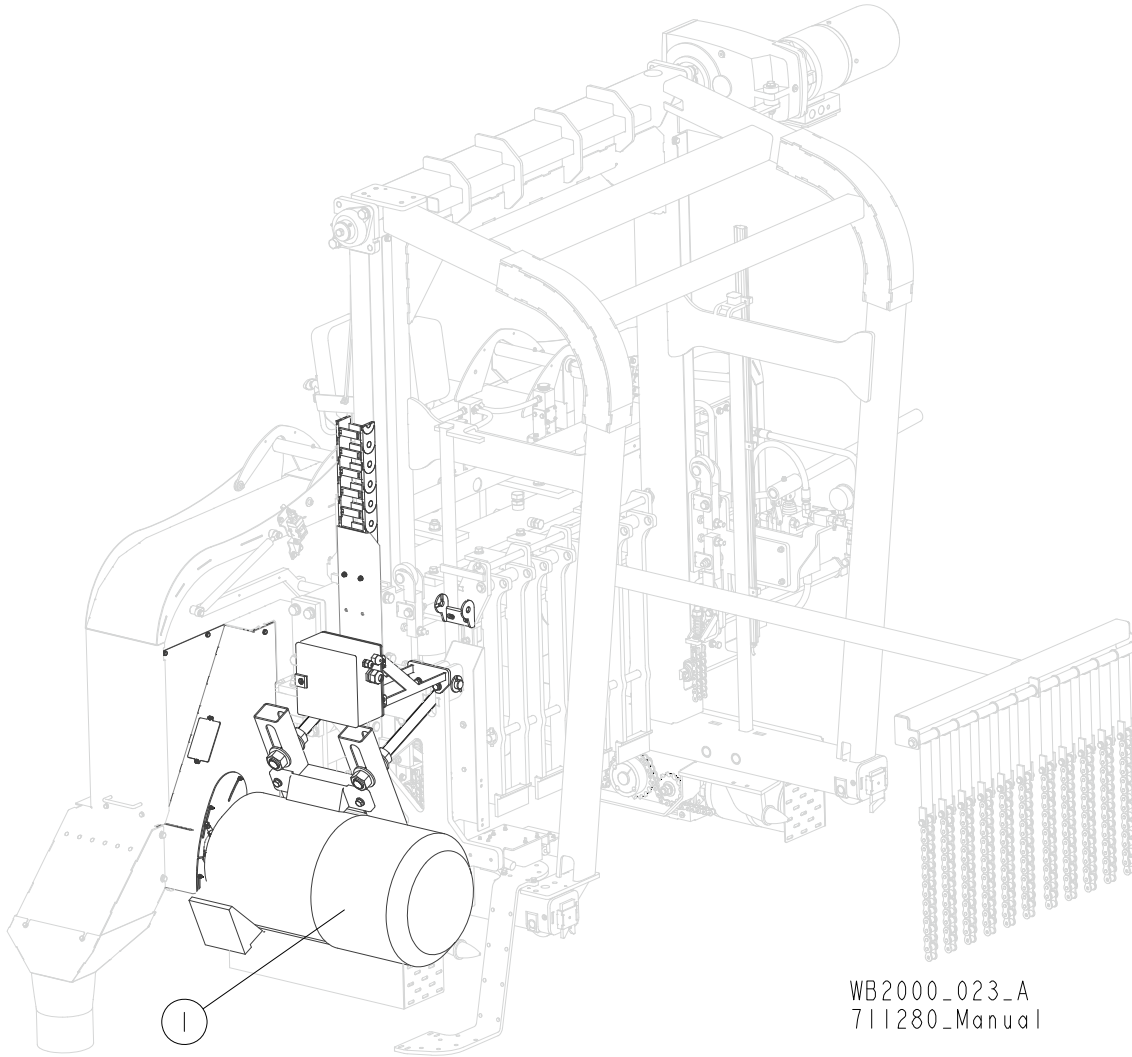
WB2000_076
 711280_MANUAL



REF.	DESCRIPTION (◆ Indicates Parts Available in Assemblies Only)	PART #	QTY
	ROLLER, SAW HEAD - COMPLETE	713564	1
1	ROLLER, R68,5M 20MM HOLE METAL	503475	1
2	BUSHING, N21XN30X7.2	503478-1	2
3	PIN, 12X55 FLANGE 25-5 ZINC-PLATED	504173-1	1
4	PIN, S-FE 5X40 COTTER	F81043-31	1
5	WASHER, 20.5X30-4 ZINC-PLATED	515021-1	

SECTION 3 SAW HEAD

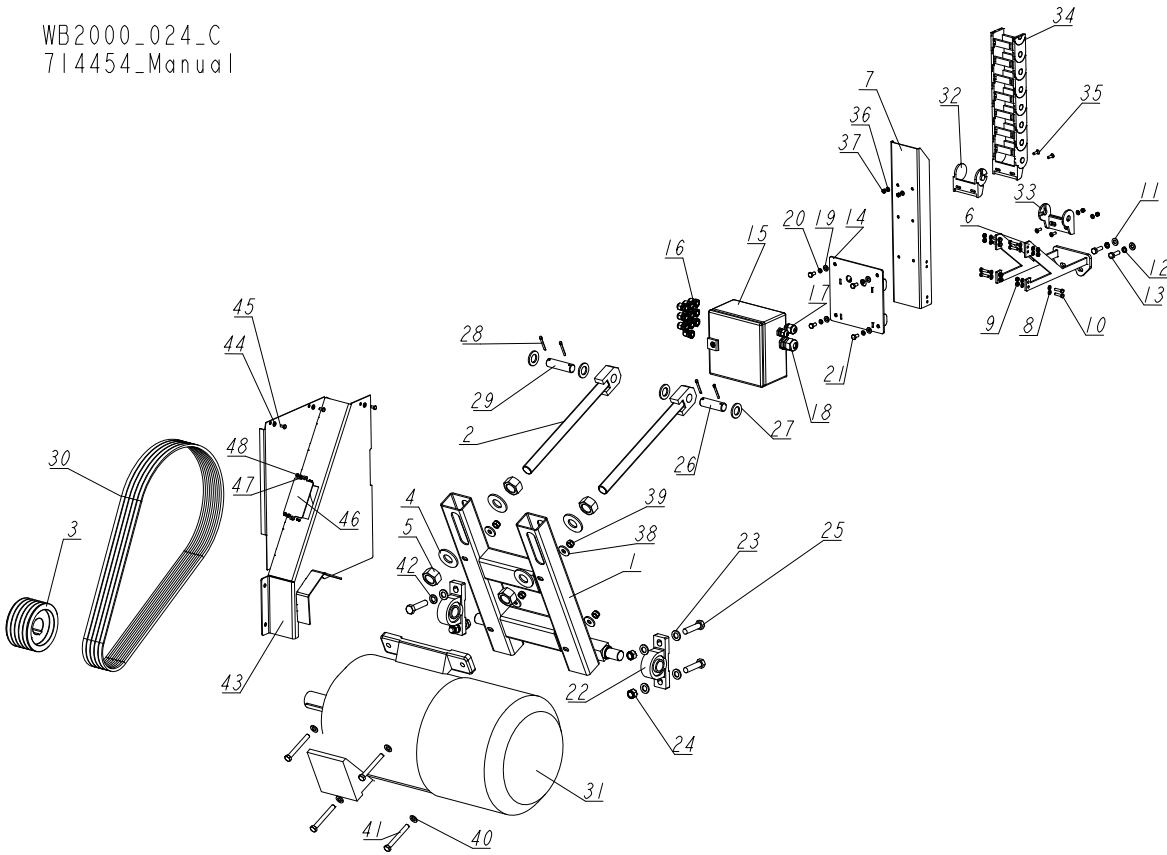
3.1 Motor Kit



REF.	DESCRIPTION (◆ Indicates Parts Available in Assemblies Only)	PART #	QTY	
1	MOTOR KIT, E40S WB2000 See Section 3.2	714454	1	

3.2 E40S Motor Kit

WB2000_024_C
714454_Manual

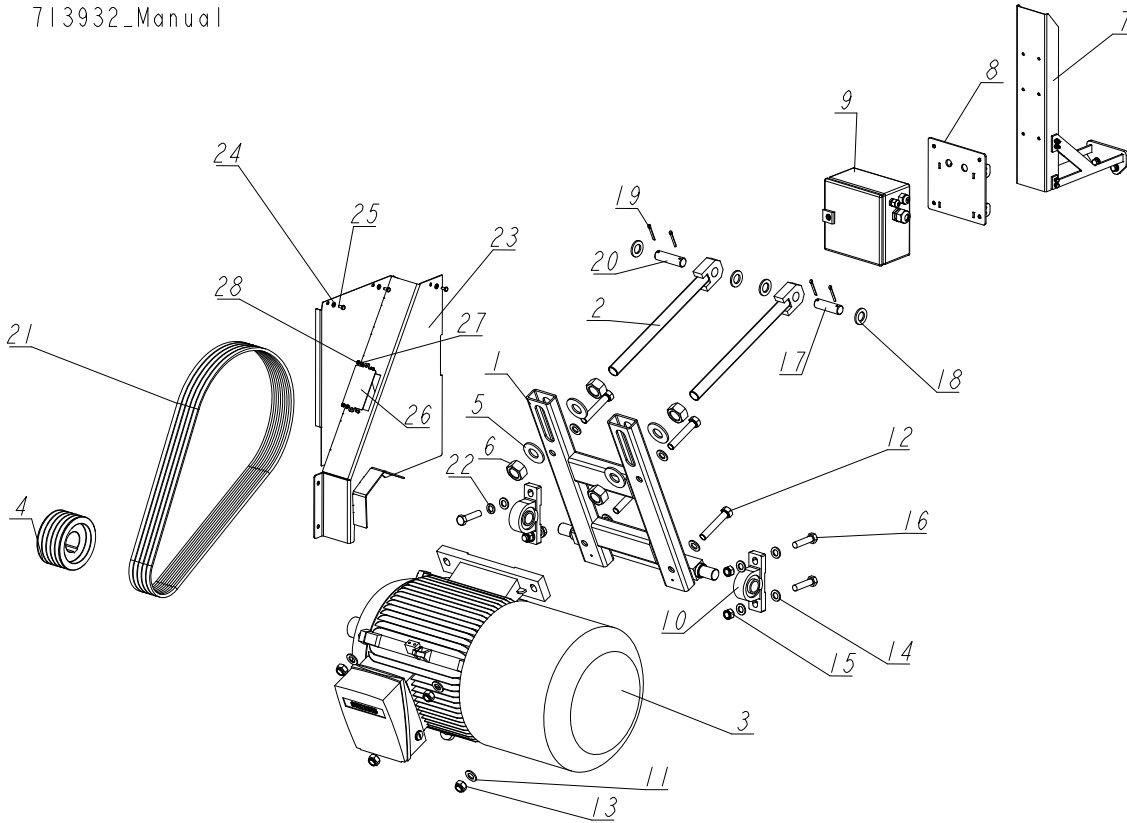


REF.	DESCRIPTION (* indicates parts available in assemblies only)	PART #	QTY
-	MOTOR KIT, E40S (30kW) DO WB2000	714454	1
1	MOUNT WELDMENT, 30 KW WB2000 MOTOR	714453-1	1
2	ROD WELDMENT, MOTOR TENSION ZINC-PLATED	713877-1	2
3	PULLEY, SPA-5;N140 (F02261+T31128)	714455	1
4	WASHER, 31/65-5	713940-1	4
5	NUT, M30-HEX ZINC	F81038-3	4
-	BRACKET, CABLE CARRIER MOUNT	710812	1
6	MOUNT WELDMENT, CABLE CARRIER BRACKET	714456-1	1
7	CHANNEL, CABLE CARRIER BRACKET	710573-1	1
8	WASHER, 6.4 FLAT ZINC	F81053-1	16
9	NUT, M6-8-B HEX NYLON ZINC LOCK	F81031-2	8
10	BOLT, M6X25 -8.8 HEX HEAD FULL THREAD ZINC	F81001-3	8
11	WASHER, 10.5 FLAT ZINC	F81055-1	2
12	WASHER, Z 10.2 SPLIT LOCK ZINC	F81055-2	2
13	BOLT, M10X30-8.8 HEX HEAD FULL THREAD ZINC	F81003-2	2
14	PLATE, COMPLETE	711389-1	1
-	BOX, ELECTRIC - COMPLETE	711376	1
15	BOX, EB 1549500 (200X200X80) ELECTRIC	716930	1
16	GLAND, DP9/H CABLE	F81096-2	11
17	GLAND, DP 13/H CABLE	F81096-4	1
18	GLAND, DP21/H CABLE	F81096-3	1
19	WASHER, 8.4 FLAT ZINC	F81054-1	4

REF.	DESCRIPTION (* indicates parts available in assemblies only)	PART #	QTY	
20	WASHER, 8.2 SPLIT LOCK ZINC	F81054-4	4	
21	BOLT, M8X16-8.8-B HEX HEAD FULL THREAD ZINC	F81002-20	4	
22	BEARING, UCP206 W/HOUSING	099254	2	
23	WASHER, 17 SPLIT LOCK ZINC	F81058-1	7	
24	NUT, M16-8 HEX NYLON ZINC LOCK	F81036-2	3	
25	BOLT, M16X65-8.8-B HEX HEAD FULL THREAD ZINC	F81006-1	4	
26	PIN, 24.9X82 ZINC-PLATED	713938-1	1	
27	WASHER, 25 FLAT ZINC	F81061-3	4	
28	PIN, S-FE 5X40 COTTER	F81043-31	4	
29	PIN, 24.9X90 ZINC-PLATED	713939-1	1	
30	V-BELT, OPTIBELT XPA L=1682	713990	5	
31	MOTOR, 1LG4188-4AA60-ZG26+C01	512119	1	
-	BRACKET SET, 2607.12PZ CABLE CARRIER	087773	1	
32	BRACKET, INGUS 2607.2PZ W/PIN	088600	1	
33	BRACKET, INGUS 2607.1PZ W/BORE	088601	1	
34	CARRIER, INGUS 27.07.063 CABLE	088048	1	
35	SCREW, M6X20 7991 10.9 FLAT SOCKET HEAD CAP ZINC	F81001-17	4	
36	WASHER, 6.4 FLAT ZINC	F81053-1	4	
37	NUT, M6-8-B HEX NYLON ZINC LOCK	F81031-2	4	
38	WASHER, 13/35-4 ZINC-PLATED	512311-1	4	
39	NUT, M12- 8 DIN 982 NYLON ZINC	F81034-2	4	
40	WASHER, 13 FLAT ZINC	F81056-1	4	
41	BOLT,M12X100 8.8 HEX HEAD FULL THREAD ZINC	F81004-45	4	
42	WASHER, 16.3 SPLIT LOCK ZINC	F81058-2	1	
-	GUARD ASSEMBLY, PULLEY	716001	1	
43	GUARD WELDMENT, PULLEY	716002-1	1	
44	WASHER, 6.4 FLAT ZINC	F81053-1	3	
45	BOLT, M6X12 8.8 HEX HEAD FULL THREAD ZINC	F81001-7	3	
46	COVER, INSPECTION	714008-1	1	
47	WASHER, 5.3 FLAT ZINC	F81052-1	2	
48	NUT, M5-8 DIN985 HEX NYLON ZINC LOCK	F81030-2	2	

3.3 E50S Motor Kit

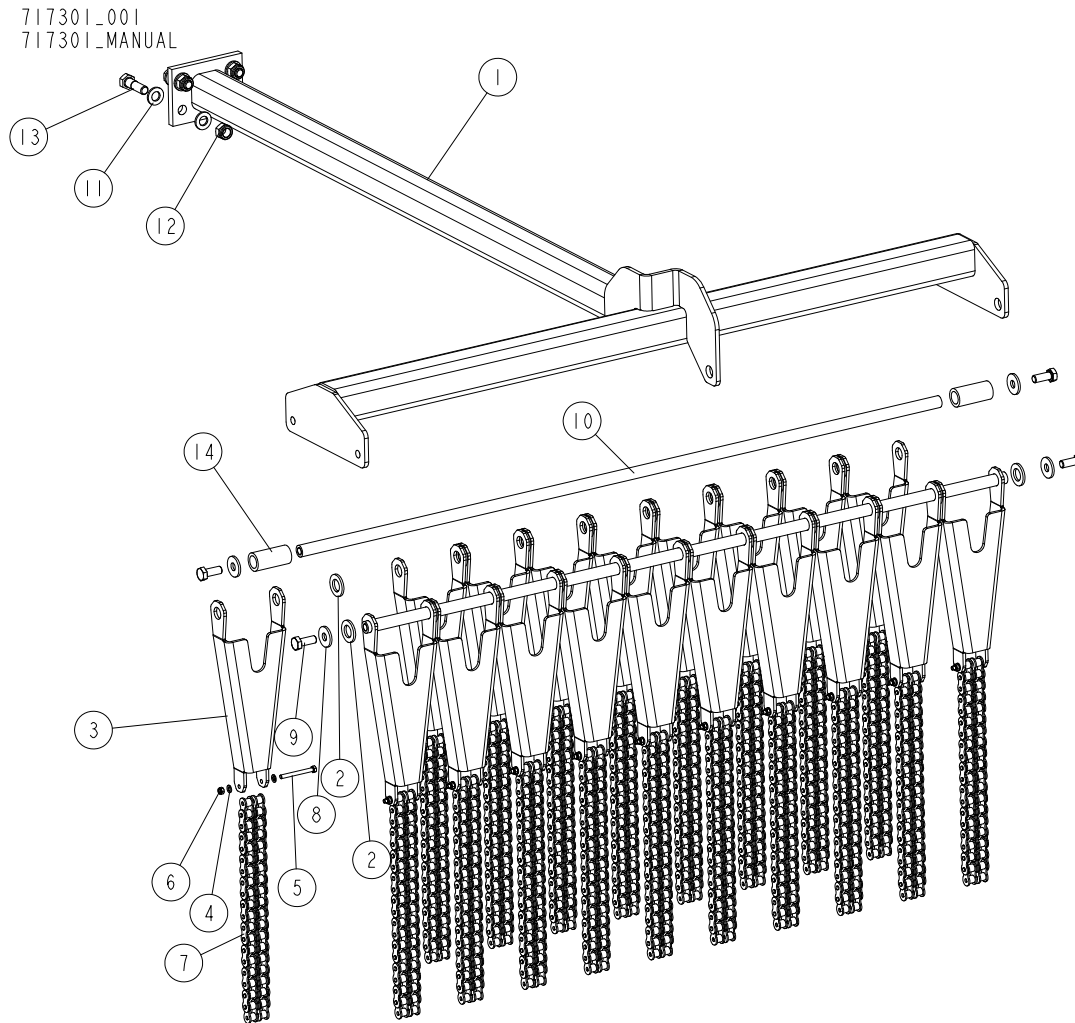
713932_001_A
713932_Manual



REF.	DESCRIPTION (* indicates parts available in assemblies only)	PART #	QTY
-	MOTOR KIT, E50S (37kW) DO WB2000	713932	1
1	MOUNT WELDMENT, 37KW WB2000 MOTOR	713867-1	1
2	ROD WELDMENT, MOTOR ZINC-PLATED TENSION	713877-1	2
3	MOTOR, 37KW 1LE1001-2AB63-4AA4-Z F01+F12 W/BRAKE	713941	1
4	PULLEY, SPA-5;N140 (F02261+T31130)	713934	1
5	WASHER, 31/65-5	713940-1	4
6	NUT, M30-HEX ZINC	F81038-3	4
7	BRACKET, CABLE CARRIER MOUNT	710812	1
8	COMPLETE PLATE	711389-1	1
9	BOX, ELECTRIC - COMPLETE See Section 3.2	711376	1
10	BEARING, UCP206 W/HOUSING	099254	2
11	WASHER, 19 FLAT ZINC	F81060-1	8
12	BOLT, M18X100 -8.8 HEX HEAD ZINC	F81008-4	4
13	NUT, M18 HEX NYLON LOCK	F81039-15	4
14	WASHER, 17 SPLIT LOCK ZINC	F81058-1	7
15	NUT, M16-8 HEX NYLON ZINC LOCK	F81036-2	3
16	BOLT, M16X65-8.8-B HEX HEAD FULL THREAD ZINC	F81006-1	4
17	PIN, 24.9X82 ZINC-PLATED	713938-1	1
18	WASHER, 25 FLAT ZINC	F81061-3	4
19	PIN, S-FE 5X40 COTTER	F81043-31	4
20	PIN, 24.9X90 ZINC-PLATED	713939-1	1
21	V-BELT, OPTIBELT XPA L=1682	713990	5
22	WASHER, 16.3 SPLIT LOCK ZINC	F81058-2	1

REF.	DESCRIPTION (* indicates parts available in assemblies only)	PART #	QTY	
-	GUARD ASSEMBLY, PULLEY	716001	1	
23	GUARD WELDMENT, PULLEY	716002-1	1	
24	WASHER, 6.4 FLAT ZINC	F81053-1	3	
25	BOLT, M6X12 8.8 HEX HEAD FULL THREAD ZINC	F81001-7	3	
26	COVER, INSPECTION	714008-1	1	
27	WASHER, 5.3 FLAT ZINC	F81052-1	2	
28	NUT, M5-8 DIN985 HEX NYLON ZINC LOCK	F81030-2	2	

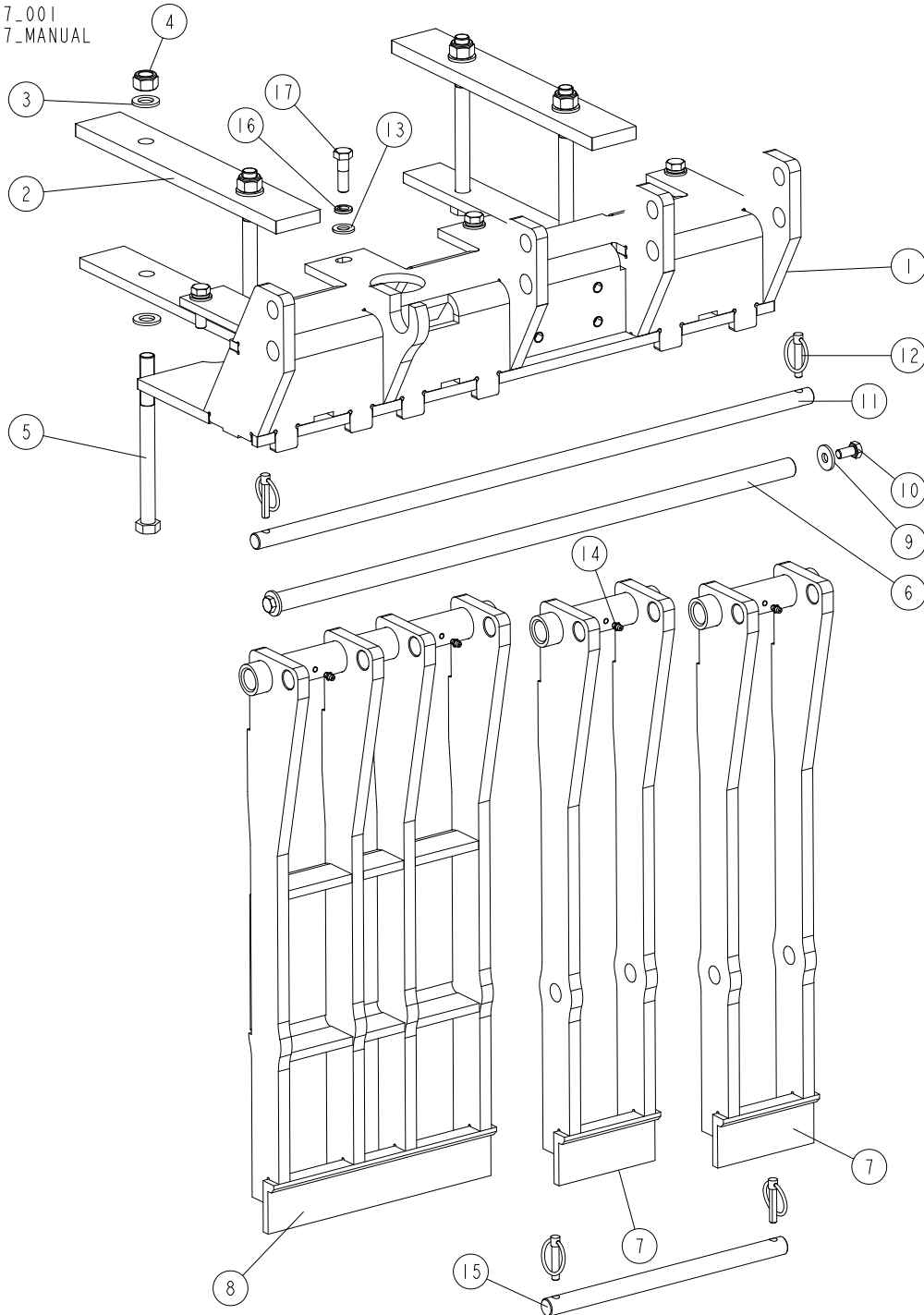
3.4 Board Return Guide



REF.	DESCRIPTION (* indicates parts available in assemblies only)	PART #	QTY
-	GUIDE, BOARD RETURN SYSTEM	717301	1
1	ARM, HORIZONTAL	717513-1	1
2	WASHER, 17 SPLIT LOCK ZINC	F81058-1	19
3	ROD WELDMENT, CHAIN HOOK	715322-1	19
4	WASHER, 5.3 FLAT ZINC	F81052-1	38
5	BOLT, M5X50 -8.8-HEX HEAD ZINC	F81000-1	19
6	NUT, M5-8 DIN985 HEX NYLON ZINC LOCK	F81030-2	19
7	CHAIN, IWIS 10B-2 L?316 DIN 8187-1.	717512	19
8	WASHER, 10.5 SPECIAL FLAT ZINC	F81055-6	4
9	BOLT, M10X25 8.8 HEX HEAD FULL THREAD ZINC	F81003-11	4
10	ROD, BOARD RETURN GUIDE	717519-1	2
11	WASHER, 13 FLAT ZINC	F81056-1	8
12	NUT, M12- 8 DIN 982 NYLON ZINC	F81034-2	4
13	BOLT, M12X40-8.8 HEX HEAD	F81004-1	4
14	BUSHING, 17/25-52.5	718031-1	2

3.5 Board Return Assembly

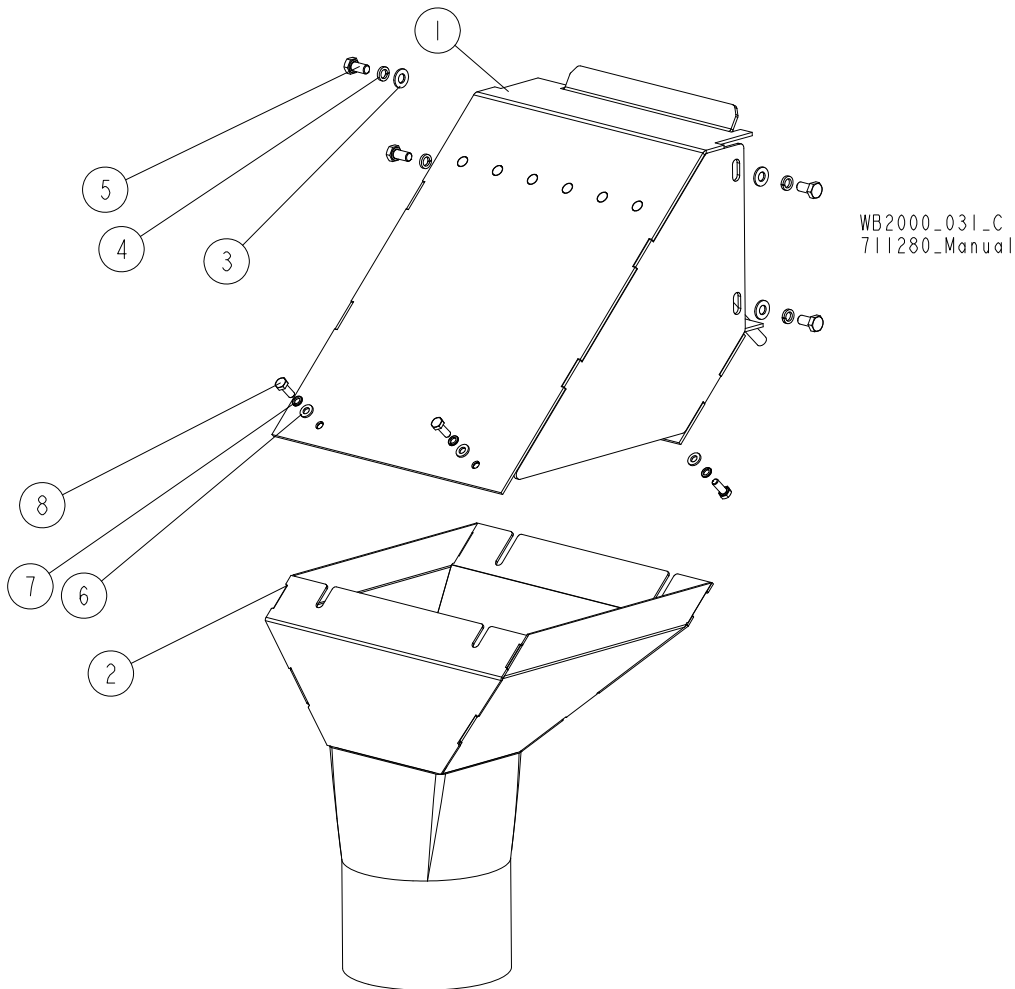
715937_001
715937_MANUAL



REF.	DESCRIPTION (* indicates parts available in assemblies only)	PART #	QTY
-	BOARD RETURN GUIDE	715937	1
1	PLATE ASSEMBLY, BOARD RETURN MOUNT	715938-1	1
2	BAR, 60X373X15	711278-1	2
3	WASHER, 17 SPLIT LOCK ZINC	F81058-1	8
4	NUT, M16-8 HEX NYLON ZINC LOCK	F81036-2	4
5	BOLT, ISO4014 M16X195-8.8-A2E HEX HEAD	F81006-44	4

REF.	DESCRIPTION (* indicates parts available in assemblies only)	PART #	QTY
6	ROD, N21X697	710269-1	1
7	ARM WELDMENT, BOARD RETURN	715941-1	2
8	FINGER, BOARD RETURN	715951-1	1
9	WASHER, 10.5 SPECIAL FLAT ZINC	F81055-6	2
10	BOLT, M10X20-8.8 HEX HEAD FULL THREAD ZINC	F81003-1	2
11	ROD, N18X750	710818-1	1
12	PIN, 8 BN914 LINCH (BOSSARD 1364650).	F81046-2	4
13	WASHER, 13 FLAT ZINC	F81056-1	4
14	FITTING, M6 GREASE	086280	4
15	ROD, N20X320	713563-1	1
16	WASHER, Z12.2 SPLIT LOCK ZINC	F81056-2	4
17	BOLT, M12X40-8.8 HEX HEAD	F81004-1	4

3.6 Sawdust Chute



REF.	DESCRIPTION (* Indicates Parts Available in Assemblies Only)	PART #	QTY
	SAWDUST CHUTE, WB2000	713343	1
1	CHUTE WELDMENT, SAWDUST	714845-1	1
2	TUBE WELDMENT, SAWDUST CHUTE	713291-1	1

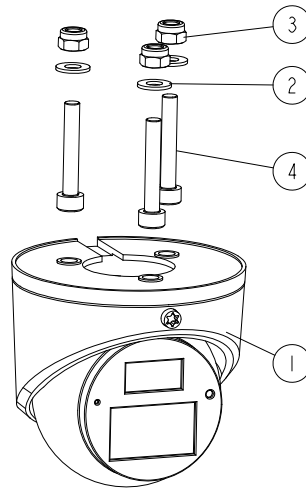
3 SAW HEAD

Sawdust Chute

REF.	DESCRIPTION (* Indicates Parts Available in Assemblies Only)	PART #	QTY	
3	WASHER, 8.4 FLAT ZINC	F81054-1	4	
4	WASHER, 8.2 SPLIT LOCK ZINC	F81054-4	4	
5	BOLT, M8X16-8.8-B HEX HEAD FULL THREAD ZINC	F81002-20	4	
6	WASHER, 6.4 FLAT ZINC	F81053-1	4	
7	WASHER, Z 6.1 SPLIT LOCK ZINC	F81053-3	4	
8	BOLT, M6X16-8.8 HEX HEAD FULL THREAD ZINC	F81001-15	4	

3.7 CCTV Camera Set

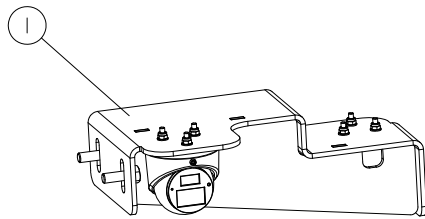
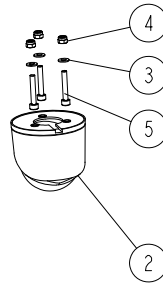
716894_001
716894_MANUAL



REF.	DESCRIPTION (* indicates parts available in assemblies only)	PART #	QTY	
-	CAMERA SET, CCTV WB2000 (2)	716894	1	
1	CAMERA, CCTV DAHUA HAC-HDW1220GP-0360B	716703	1	
2	WASHER, 4.3 FLAT ZINC	F81051-2	3	
3	NUT, M4-8 HEX NYLON ZINC LOCK	F81029-1	3	
4	SCREW, M4X25-8.8 HEX SOCKET HEAD CAP ZINC	F81011-3	3	

3.8 CCTV Camera Set

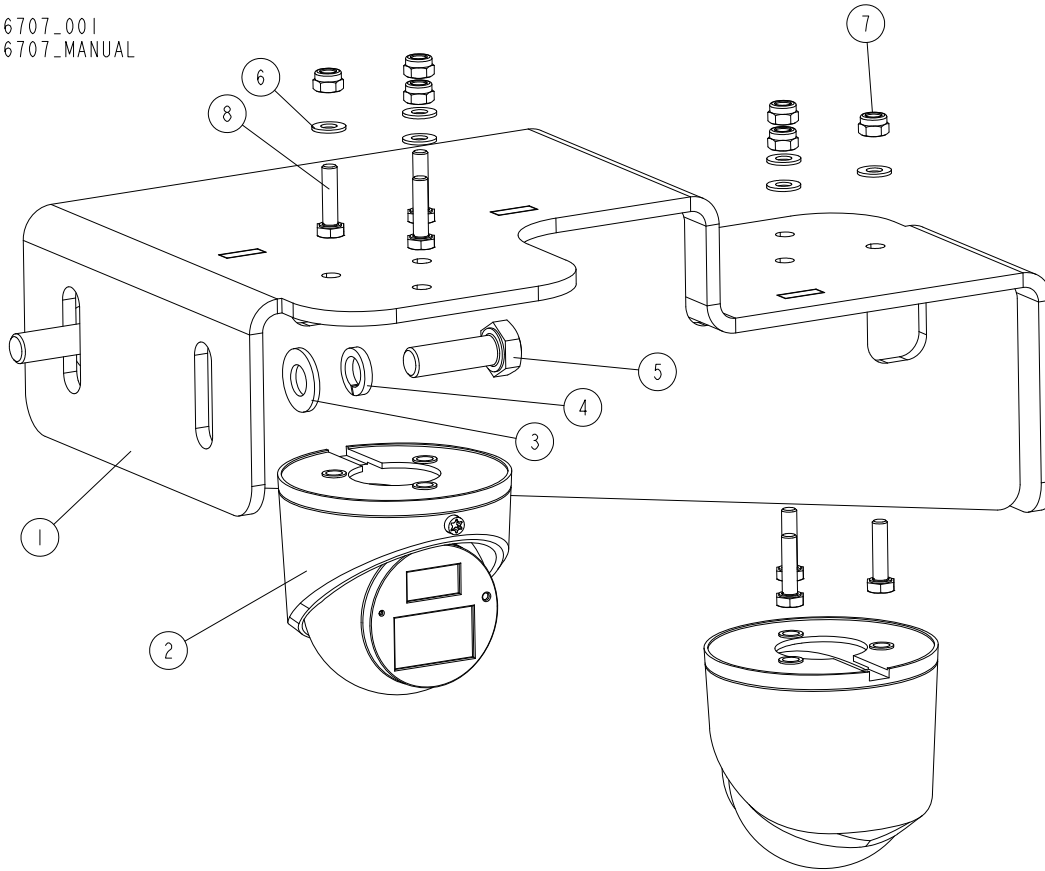
716893_001
716893_MANUAL



REF.	DESCRIPTION (* indicates parts available in assemblies only)	PART #	QTY	
-	CAMERA SET, CCTV WB2000 (4)	716893	1	
1	CAMERA ASSEMBLY, SIDE See Section 3.9	716707	1	
2	CAMERA, CCTV DAHUA HAC-HDW1220GP-0360B	716703	1	
3	WASHER, 4.3 FLAT ZINC	F81051-2	3	
4	NUT, M4-8 HEX NYLON ZINC LOCK	F81029-1	3	
5	SCREW, M4X25-8.8 HEX SOCKET HEAD CAP ZINC	F81011-3	3	

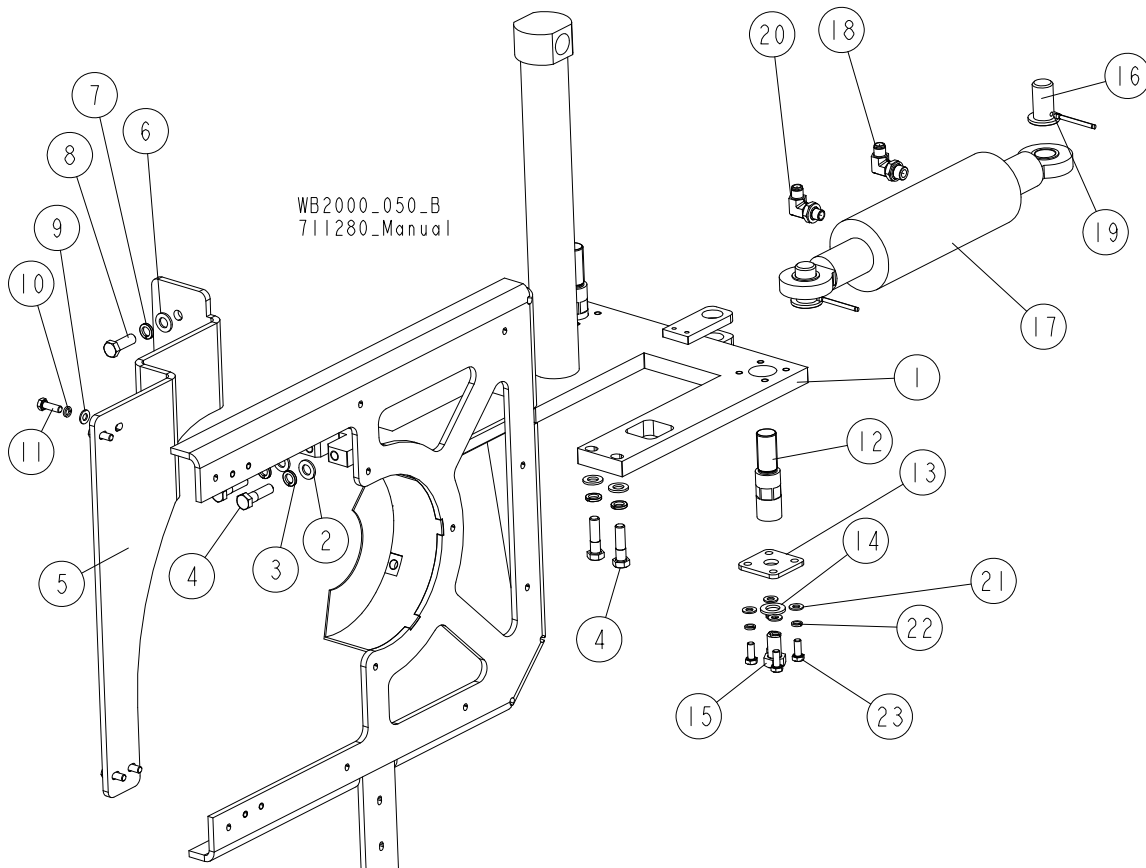
3.9 Side Camera Assembly

716707_001
716707_MANUAL



REF.	DESCRIPTION (* indicates parts available in assemblies only)	PART #	QTY
-	CAMERA ASSEMBLY, SIDE	716707	1
1	BRACKET WELDMENT, SIDE CAMERA MOUNT	716709-1	1
2	CAMERA, CCTV DAHUA HAC-HDW1220GP-0360B	716703	2
3	WASHER, 8.4 FLAT ZINC	F81054-1	2
4	WASHER, 8.2 SPLIT LOCK ZINC	F81054-4	2
5	BOLT, M8X25-8.8-B HEX HEAD FULL THREAD ZINC	F81002-5	2
6	WASHER, 4.3 FLAT ZINC	F81051-2	6
7	NUT, M4-8 HEX NYLON ZINC LOCK	F81029-1	6
8	BOLT, M4X16-8.8 HEX HEAD FULL THREAD ZINC	F81011-6	6

3.10 Blade Tension Plate Assembly

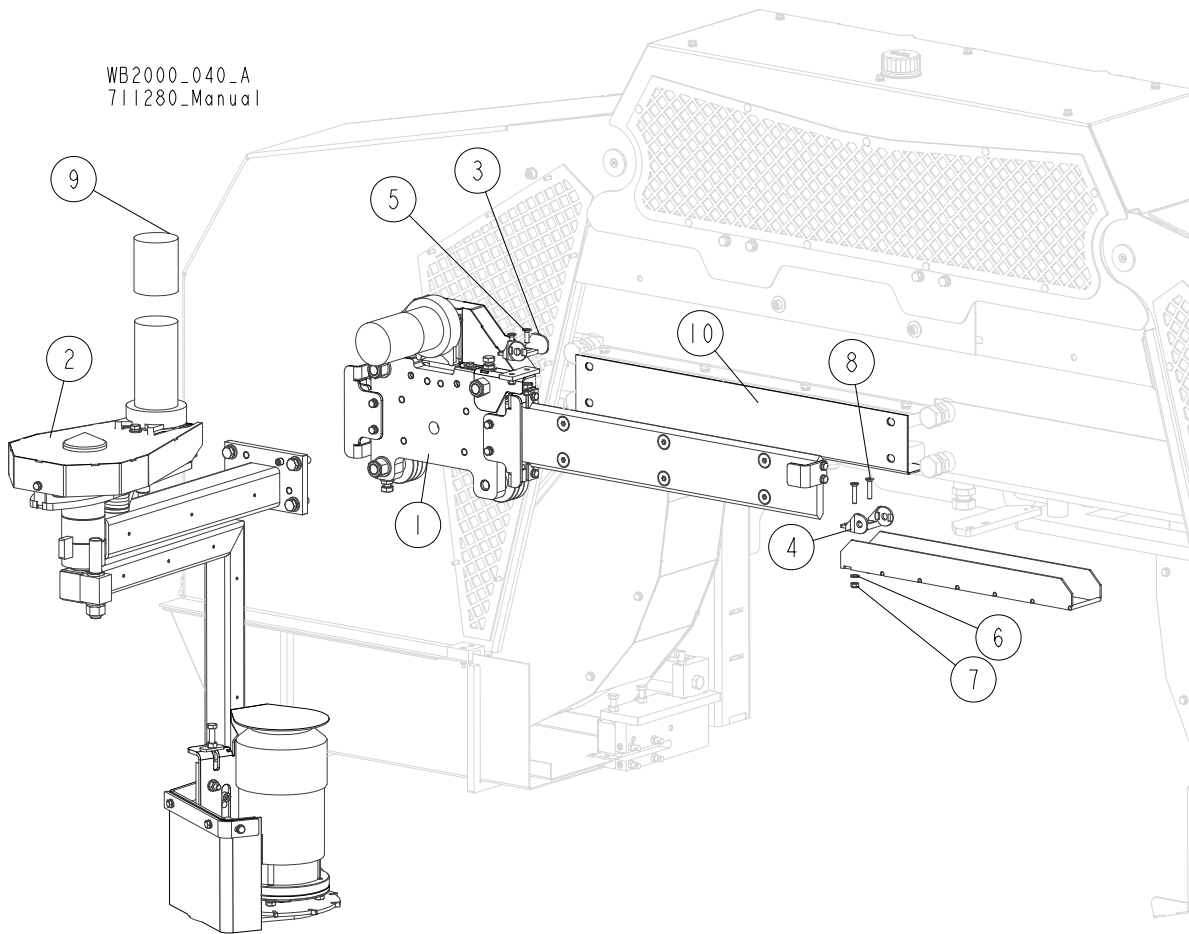


REF.	DESCRIPTION (◆ Indicates Parts Available in Assemblies Only)	PART #	QTY
1	PLATE ASSEMBLY, BLADE TENSION	717035-1	1
2	WASHER, 13 FLAT ZINC	F81056-1	4
3	WASHER, Z12.2 SPLIT LOCK ZINC	F81056-2	4
4	BOLT, M12X45 8.8 HEX HEAD ZINC	F81004-32	4
	PLATE, IDLE SIDE STIFFENER - COMPLETE	717038	1
5	PLATE, STIFFENER	717037-1	1
6	WASHER, 13 FLAT ZINC	F81056-1	2
7	WASHER, Z12.2 SPLIT LOCK ZINC	F81056-2	2
8	BOLT, M12X35 8.8 HEX HEAD FULL THREAD ZINC	F81004-24	2
9	WASHER, 8.4 FLAT ZINC	F81054-1	4
10	WASHER, 8.2 SPLIT LOCK ZINC	F81054-4	4
11	BOLT, M8X25-8.8-B HEX HEAD FULL THREAD ZINC	F81002-5	4
12	BOLT, ADJUSTMENT	710178-1	2
13	PLATE	711432-1	2
14	WASHER, 17 SPLIT LOCK ZINC	F81058-1	2
15	BOLT, M16X30-8.8 HEX HEAD FULL THREAD ZINC	F81006-36	2
	COMPLETE CYLINDER	710814	1
16	PIN	716009-1	2
17	CYLINDER, CJ-S582-20-80/45/100	711350 ¹	1
18	FITTING, 90° - 3/8 BSP - 9/16 JIC ELBOW	096335	1
19	PIN, S-FE 5X40 COTTER	F81043-31	2
20	FITTING, 1/4 BSP - 9/16 JIC ELBOW	711399	1

REF.	DESCRIPTION (◆ Indicates Parts Available in Assemblies Only)	PART #	QTY	
21	WASHER, 8.4 FLAT ZINC	F81054-1	8	
22	WASHER, 8.2 SPLIT LOCK ZINC	F81054-4	8	
23	BOLT, M8X20 8.8 HEX HEAD FULL THREAD ZINC	F81002-4	8	

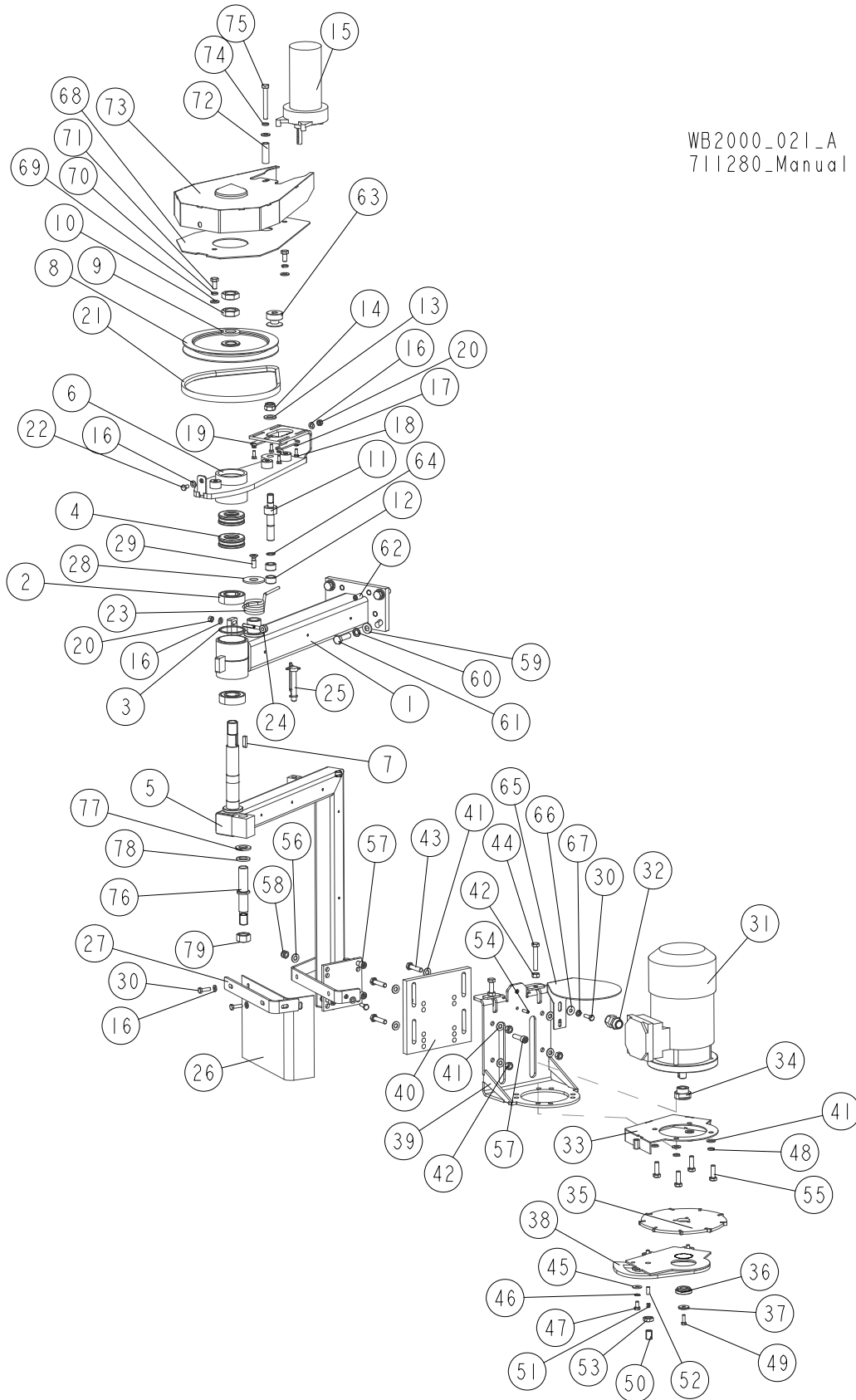
¹ Seal kit - 714913

3.11 Debarker w/Drive



REF.	DESCRIPTION (* indicates parts available in assemblies only)	PART #	QTY
-	DEBARKER W/DRIVE - COMPLETE	711380	1
1	RAIL ASSEMBLY, DEBARKER TRACK See Section 3.13	710811	1
2	DEBARKER, WB2000 See Section 3.12	710265	1
3	BRACKET, 14050.2PZ MOUNTING	512945_2PZ	1
4	BRACKET, 14050.1PZ MOUNTING	512945_1PZ	1
5	SCREW, M6X20-10.9 FLAT SOCKET HEAD CAP ZINC	F81001-17	2
6	WASHER, 6.4 FLAT ZINC	F81053-1	3
7	NUT, M6-8-B HEX NYLON ZINC LOCK	F81031-2	4
8	SCREW, M6X30-10.9 FLAT SOCKET HEAD CAP ZINC	F81001-67	2
9	CAP, 2.5" IDX2" RUBBER	023720	2
10	PLATE	715034-1	1

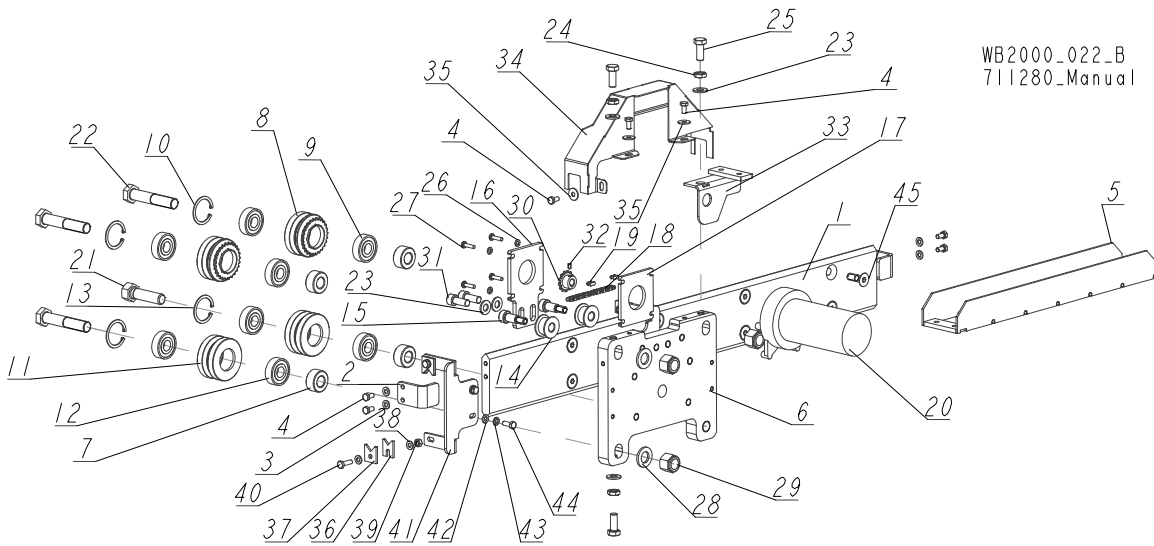
3.12 Debarker, WB2000



REF.	DESCRIPTION (◆ Indicates Parts Available in Assemblies Only)	PART #	QTY
	DEBARKER, WB2000	710265	1
1	ARM, DEBARKER HORIZONTAL	710260-1	1
2	BEARING, 6205-2RS BALL	091804	2
3	RING, SPACER	098491-1P	1
4	BEARING, 51305 THRUST	098597	2
5	ARM, DEBARKER VERTICAL	710264-1	1
6	ARM WELDMENT, DEBARKER	098626-1	1
7	KEY, 6X6X23	089191	1
8	PULLEY, DEBARKER	098594-1	1
9	WASHER, 21 FLAT ZINC	F81059-2	1
10	M20X1.5 HEX ZINC	F81037-7	2
11	PIN, DEBARKER	098593-1	1
12	BEARING, 1412 NEEDLE	098595	2
13	WASHER, 13 FLAT ZINC	F81056-1	1
14	NUT, M12 8 HEX NYLON ZINC LOCK	F81034-2	1
15	MOTOR ASSEMBLY, 24V GEAR	035659	1
16	WASHER, 6.4 FLAT ZINC	F81053-1	6
17	WASHER, 5.1 SPLIT LOCK	F81052-2	4
18	BOLT, #10-32X1/2 HEX HEAD	F05004-60	4
19	TENSIONER WELDMENT, DEBARKER IN/OUT MOTOR	089969-1	1
20	NUT, M6 8 HEX ZINC	F81031-1	2
21	V-BELT, 4L280V	P04031	1
22	BOLT, M6X12 8.8 HEX HEAD FULL THREAD ZINC	F81001-7	1
23	SPRING, DEBARKER RETAINING	098605	1
24	BOLT, M6 TURNED EYE	098596	1
25	PIN, 3/8 X 2 1/4 SQ WIRE LOCK	014151	1
26	GUARD, DEBARKER FLEXIBLE DEBRIS	097020	1
27	GUARD, DEBARKER WRAP-AROUND PAINTED	098695-1	1
28	PLATE, SPRING BUSHING	098592-1	1
29	SCREW, M8X25-5.8 CROSS RECESSED FLAT HEAD ZINC	F81002-51	1
30	BOLT, M6X20 8.8 HEX HEAD FULL THREAD ZINC	F81001-2	4
	DRIVE ASSEMBLY, AC DEBARKER BLADE	096239	1
31	MOTOR, AC, STKG71X-2C IMB5. DEBARKER	096777	1
32	GLAND, DW11/H CABLE	085388	1
33	GUARD, DEBARKER BLADE UPPER	096244-1	1
34	BUSHING, AC DEBARKER CLAMP	096088	1
35	BLADE, 180 B-06.5/5.0 D-25.5 - COMPLETE	083848-1	1
36	BUSHING, AC DEBARKER CLAMP	096087	1
37	WASHER	096238-1	1
38	GUARD, DEBARKER BLADE LOWER	096245-1	1
39	BRACKET, AC DEBARKER MOTOR MOUNT PAINTED	096780-1	1
40	PLATE, DEBARKER MOTOR MOUNT	089551	1
41	WASHER, 8.4 FLAT ZINC	F81054-1	12
42	NUT, M8-8-B HEX ZINC	F81032-1	6
43	BOLT, M8X35-8.8 HEX HEAD FULL THREAD ZINC	F81002-13	4
44	BOLT, M8X50 -8.8 HEX HEAD FULL THREAD ZINC	F81002-19	2
45	WASHER, 6.5 SPECIAL FLAT ZINC	F81053-11	3
46	WASHER, Z 6.1 SPLIT LOCK ZINC	F81053-3	3

REF.	DESCRIPTION (◆ Indicates Parts Available in Assemblies Only)	PART #	QTY
47	BOLT, M6X12 8.8 HEX HEAD FULL THREAD ZINC	F81001-7	3
48	WASHER, 8.2 SPLIT LOCK ZINC	F81054-4	4
49	BOLT, M5 X 16-8.8 HEX HEAD FULL THREAD ZINC	F81000-20	1
	PIN ASSEMBLY, DEBARKER BLADE BRAKING	501464	1
50	SCREW, BLADE BRAKE SET	501462	1
51	SPRING, 0.5X5.5-7	501463	1
52	PIN, DEBARKER BLADE BRAKING	501461	1
53	NUT, M12-04-A THIN ZINC	F81034-6	1
54	PIN, 5X16 ROLL ZINC	F81044-3	1
55	BOLT, M8X25-8.8-B HEX HEAD FULL THREAD ZINC	F81002-5	4
56	WASHER, 8.4 FLAT ZINC	F81054-1	5
57	SCREW, M8X30 8.8 HEX SOCKET HEAD CAP ZINC	F81002-31	4
58	NUT, M8 8 HEX NYLON ZINC LOCK	F81032-2	4
59	WASHER, 10.5 FLAT ZINC	F81055-1	4
60	WASHER, Z 10.2 SPLIT LOCK ZINC	F81055-2	4
61	BOLT, M10X35 8.8 HEX HEAD FULL THREAD ZINC	F81003-17	4
62	SCREW, M10X1X20 DIN 913 STAINLESS STEEL SET	F81015-1	2
63	PULLEY, MOTOR	710991-1	1
64	RING, Z14 OUTSIDE RETAINING	F81090-31	1
65	GUARD, DEBARKER MOTOR	101332-1	1
66	WASHER, 6.5 SPECIAL FLAT ZINC	F81053-11	1
67	WASHER, 6,1 DIN 127 (A2-304) STAINLESS STEEL SPRING	F81053-4	1
	COVER ASSEMBLY	519064	1
68	PLATE, COVER	519061-1	1
69	WASHER, 8.4 FLAT ZINC	F81054-1	2
70	WASHER, 8.2 SPLIT LOCK ZINC	F81054-4	2
71	BOLT, M8X16-8.8-B HEX HEAD FULL THREAD ZINC	F81002-20	2
72	BUSHING, 9/13-40.5	519067-1	1
73	GUARD, V-BELT	098598-1	1
74	WASHER, 8.2 SPLIT LOCK ZINC	F81054-4	1
75	BOLT, M8X65 8.8 HEX HEAD FULL THREAD ZINC	F81002-9	1
	PIN, COMPLETE	519066	1
76	PIN, LOCK	519065-1	1
77	WASHER, 17 SPLIT LOCK ZINC	F81058-1	1
78	WASHER, 16.3 SPLIT LOCK ZINC	F81058-2	1
79	NUT, M16-8 HEX ZINC	F81036-1	1

3.13 Debarker Track Rail Assembly

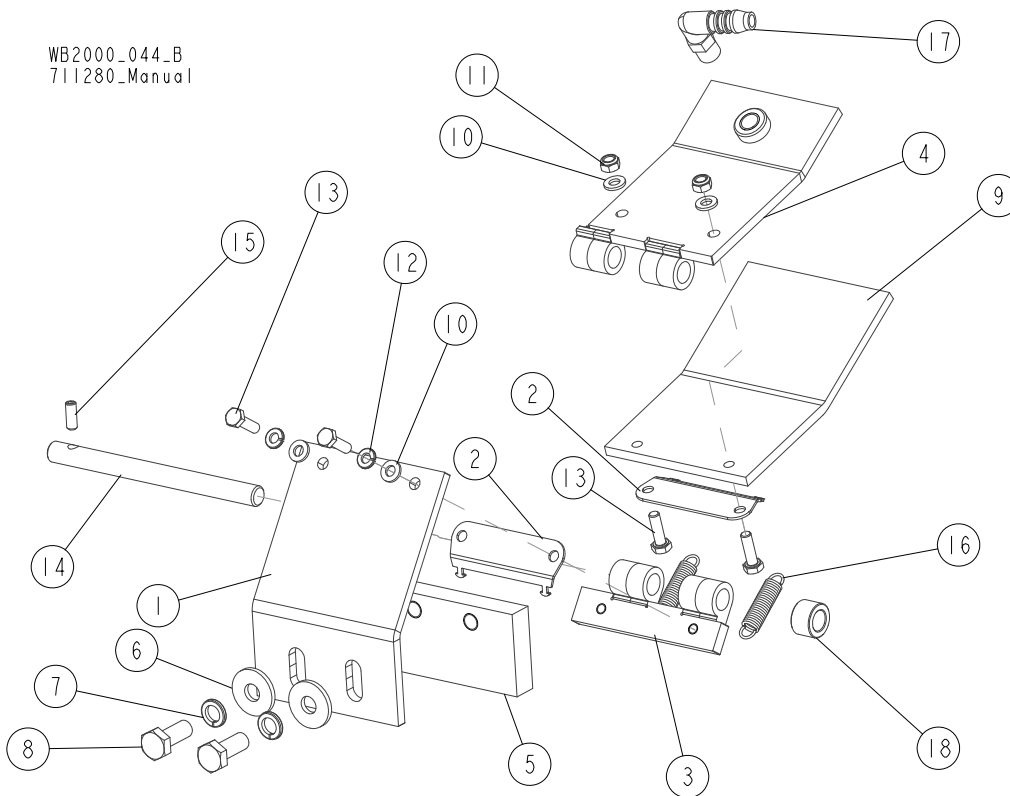


REF.	DESCRIPTION (◆ Indicates Parts Available in Assemblies Only)	PART #	QTY
	RAIL ASSEMBLY, DEBARKER TRACK	710811	1
1	RAIL, DEBARKER TRACK	713344-1	1
2	PLATE, STOP	711828-1	2
3	WASHER, 6.4 FLAT ZINC	F81053-1	4
4	BOLT, M6X12 8.8 HEX HEAD FULL THREAD ZINC	F81001-7	7
5	BRACKET, CABLE CARRIER SUPPORT	710650-1	1
	DRIVE ASSEMBLY	710259	1
6	PLATE, DEBARKER DRIVE MOUNT	710258-1	1
7	BUSHING, 16/32-16 ZINC-PLATED	090804-1	4
	ROLLER ASSEMBLY, BLADE GUIDE DRIVE	042542	2
8	ROLLER ASSEMBLY, BLADE GUIDE PRESSED DRIVE	042541	1
9	BEARING, 5/8X1.7548X.4724	P06030-1	2
10	RING, 1,575 INTERNAL BEVELED RETAINING	F04254-8	1
	ROLLER ASSEMBLY, BLADE GUIDE IDLER	042543	2
11	ROLLER, 2 /12 V-GROOVE	042536	1
12	BEARING, 5/8X1.7548X.4724	P06030-1	2
13	RING, 1,575 INTERNAL BEVELED RETAINING	F04254-8	1
14	ROLLER, CHAIN GUIDE	090801	2
15	BOLT, 12/M10X20 12.9 ISO7379 BOSSARD SHOULDER	F81003-68	2
16	PLATE, BLADE GUIDE MOTOR MOUNT	090803-1	1
17	PLATE, SPACER	090802-1	1
	CHAIN, BLADE GUIDE ARM DRIVE	093805	1
18	CHAIN, #25X92 PITCHES BLADE GUIDE	042443	2
19	LINK, MASTER	P09983	2
20	MOTOR ASSEMBLY, 24V GEAR	035659	1
21	BOLT, 5/8-18X2 1/4 HEX HEAD GRADE 5	F05009-80	1
22	BOLT, 5/8-18X3 1/4 HEX HEAD GRADE 5	F05009-98	3
23	WASHER, 10.5 FLAT ZINC	F81055-1	5
24	NUT, M10-04-A HEX THIN ZINC	F81033-6	3
25	BOLT, M10X25 8.8 HEX HEAD FULL THREAD ZINC	F81003-11	3

REF.	DESCRIPTION (◆ Indicates Parts Available in Assemblies Only)	PART #	QTY	
26	WASHER, 5.3 FLAT ZINC	F81052-1	4	
27	BOLT, #10-32X3/4 CrS1 PH	F05004-38	4	
28	WASHER, 17 SPLIT LOCK ZINC	F81058-1	2	
29	NUT, 5/8-18 HEX NYLON ZINC LOCK	F05010-71	3	
30	SPROCKET, Z=13 (CHAIN #25)	710895	1	
31	SCREW, M10X25 8.8 HEX SOCKET HEAD CAP ZINC	F81003-32	2	
32	SCREW, M4X8 GEOMET HEX SOCKET SET W/FLAT POINT	F81011-40	1	
33	HANDLE, ADDITIONAL - COMPLETE	710655-1	1	
34	GUARD, DEBARKER DRIVE	711053-1	1	
35	WASHER, 6.5 SPECIAL FLAT ZINC	F81053-11	3	
	SCRAPER ASSEMBLY	711840	1	
	COMPLETE SCRAPER	711833	4	
36	SCRAPER	711831	1	
37	PLATE	711832-1	1	
38	WASHER, 6.4 FLAT ZINC	F81053-1	2	
39	NUT, M6 8 HEX ZINC	F81031-1	1	
40	BOLT, M6X20 8.8 HEX HEAD FULL THREAD ZINC	F81001-2	1	
41	BRACKET, SCRAPER MOUNT	711834-1	2	
42	WASHER, 6.4 FLAT ZINC	F81053-1	4	
43	WASHER, 6,1 DIN 127 (A2-304) STAINLESS STEEL SPRING	F81053-4	4	
44	BOLT, M6X16-8.8 HEX HEAD FULL THREAD ZINC	F81001-15	4	
45	SCREW, M10X30-10.9 FLAT SOCKET HEAD CAP ZINC	F81003-104	8	

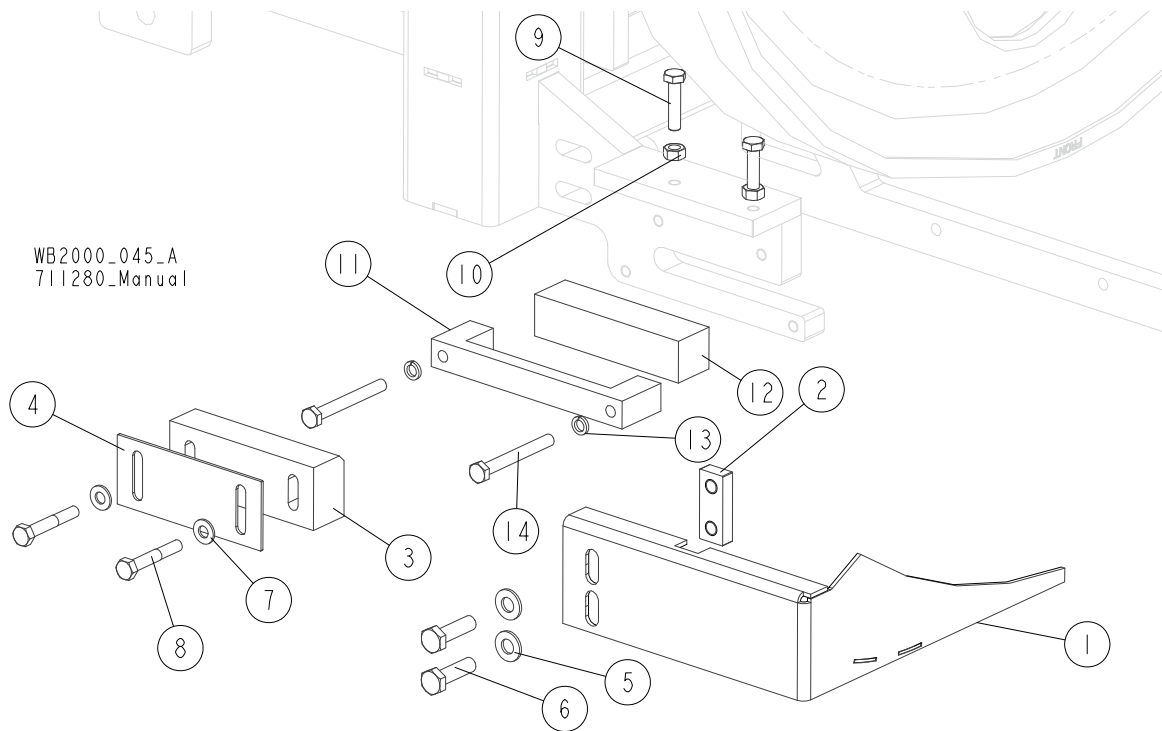
3.14 Blade Wheel Wiper & Scraper

WB2000_044_B
711280_Manual



REF.	DESCRIPTION (◆ Indicates Parts Available in Assemblies Only)	PART #	QTY
	WIPER/SCRAPER ASSEMBLY, IDLE-SIDE BLADE WHEEL	711210	1/0
	WIPER/SCRAPER ASSEMBLY, DRIVE-SIDE BLADE WHEEL	711205	0/1
1	PLATE, SCRAPER MOUNT	711426-1	1/0
	PLATE, SCRAPER MOUNT	711427-1	0/1
2	PLATE, SPRING HOOK	710204-1	2
3	BRACKET, SCRAPER MOUNT	710211-1	1/0
	BRACKET, SCRAPER MOUNT	710208-1	0/1
4	MOUNT WELDMENT, FELT	710217-1	1/0
	MOUNT WELDMENT, FELT	710203-1	0/1
5	SCRAPER	713262	1
6	WASHER, 10.5 SPECIAL FLAT ZINC	F81055-6	2
7	WASHER, Z 10.2 SPLIT LOCK ZINC	F81055-2	2
8	BOLT, M10X25 8.8 HEX HEAD FULL THREAD ZINC	F81003-11	2
9	FELT	710214	1/0
	FELT	710201	0/1
10	WASHER, 6.4 FLAT ZINC	F81053-1	4
11	NUT, M6-8-B HEX NYLON ZINC LOCK	F81031-2	2
12	WASHER, 6,1 DIN 127 (A2-304) STAINLESS STEEL SPRING	F81053-4	2
13	BOLT, M6X20 8.8 HEX HEAD FULL THREAD ZINC	F81001-2	4
14	ROD, N12X151	711207-1	1
15	SCREW, M6X16-45H HEX SOCKET SET FLAT POINT ZINC	F81001-10	1
16	SPRING, VANEL	714601	2
17	FITTING, WES 10/R 1/4 ELBOW	088379	1
18	BUSHING, 20/12-13 SPACER	511722-1	1

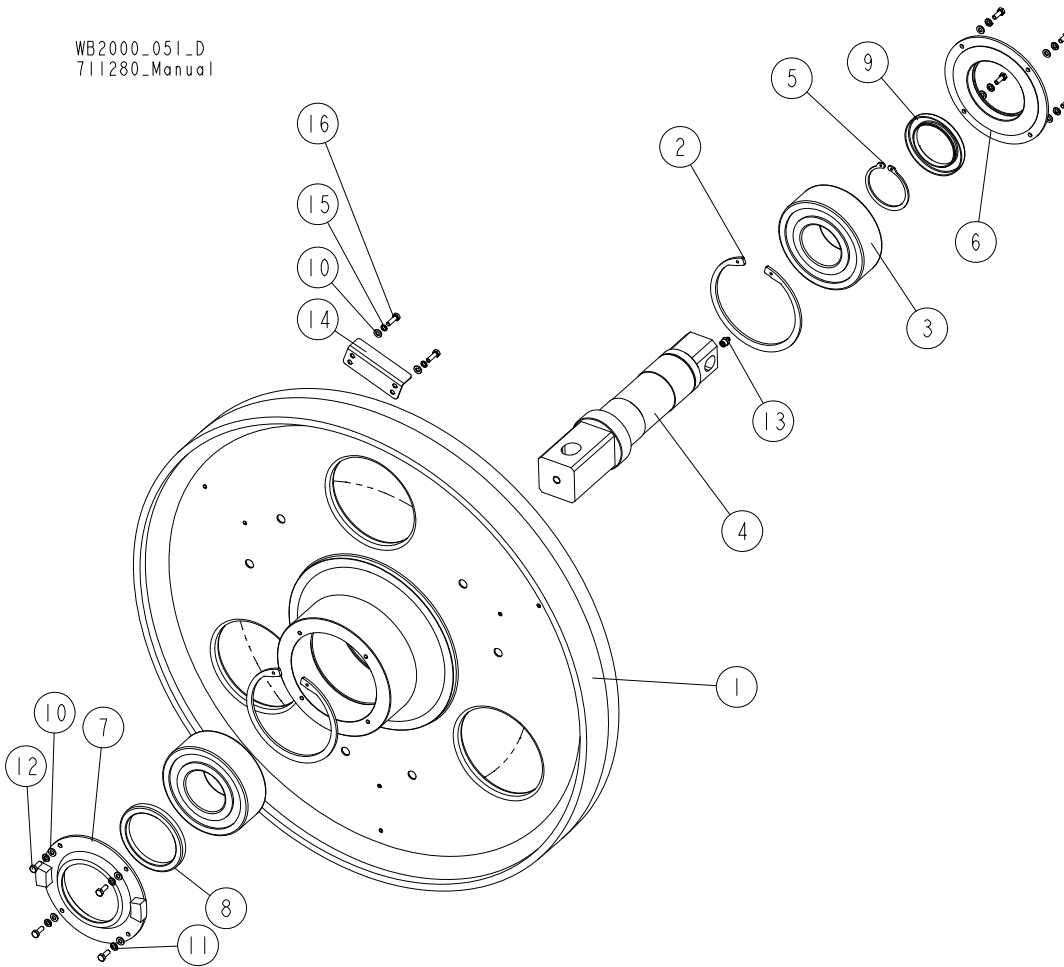
3.15 Fixed Blade Guide



REF.	DESCRIPTION (* indicates parts available in assemblies only)	PART #	QTY
-	FIXED BLADE GUIDE	715519	1
1	GUARD WELDMENT, WHEEL	715442-1	1
2	PLATE	710034-1	1
3	BLOCK, BLADE GUIDE	711079	1
4	PLATE	711219-1	1
5	WASHER, 10.5 FLAT ZINC	F81055-1	2
6	BOLT, M10X35 8.8 HEX HEAD FULL THREAD ZINC	F81003-17	2
7	WASHER, 8.4 FLAT ZINC	F81054-1	2
8	BOLT, M8X50 -8.8 HEX HEAD ZINC	F81002-10	2
9	BOLT, M8X35-8.8 HEX HEAD FULL THREAD ZINC	F81002-13	2
10	NUT, M8-8-B HEX ZINC	F81032-1	2
11	CLAMP	715483-1	1
12	BLOCK, BLADE GUIDE	715482	1
13	WASHER, 8.2 SPLIT LOCK ZINC	F81054-4	2
14	BOLT, M8X70-8.8 HEX HEAD ZINC	F81002-71	2

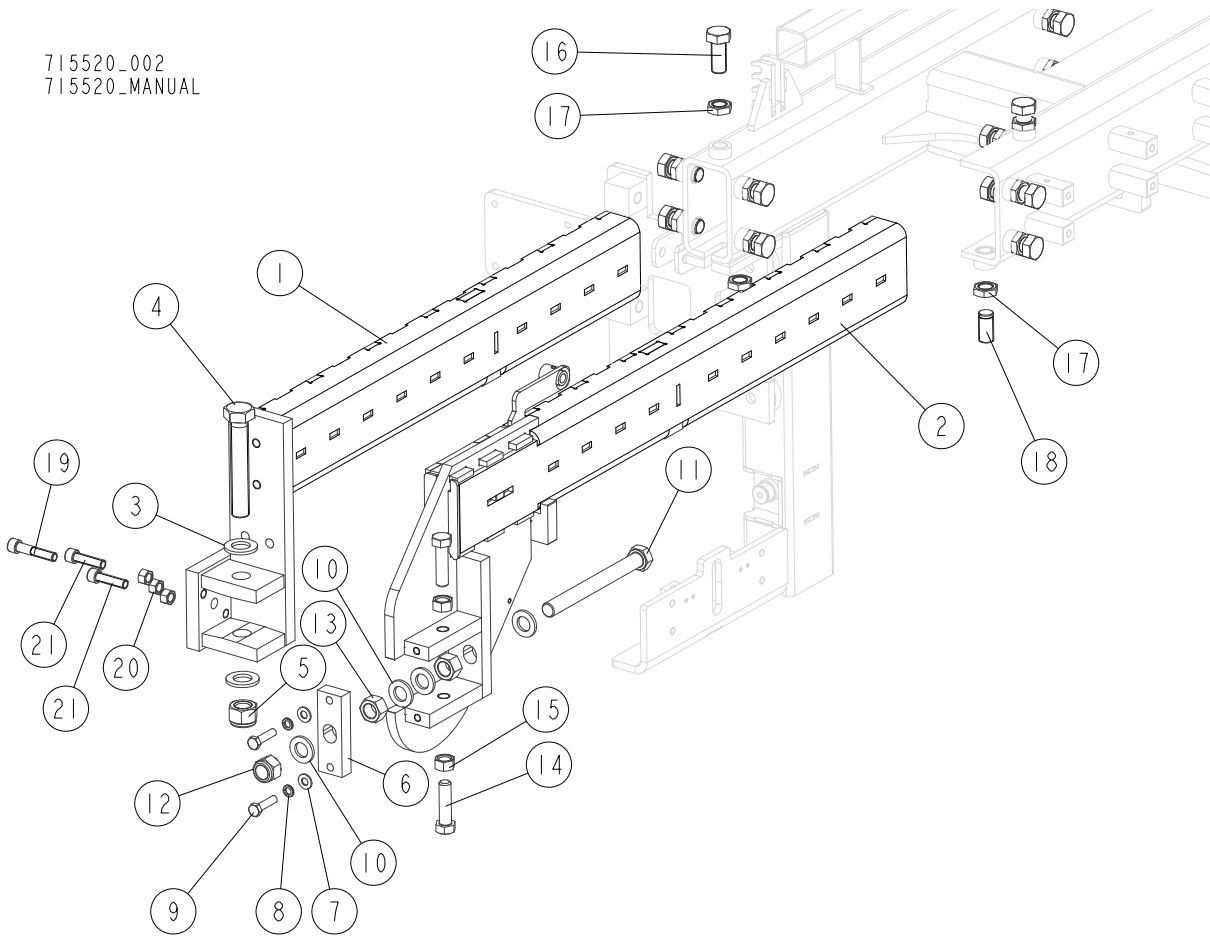
3.16 Blade Wheel Assembly, Idle Side

WB2000_051_D
711280_Manual



REF.	DESCRIPTION (* indicates parts available in assemblies only)	PART #	QTY
-	WHEEL ASSEMBLY, IDLE SIDE BLADE (86)	715499-1	1
1	WHEEL, BLADE	713176	1
2	RING, W150 INSIDE RETAINING	F81090-43	2
3	BEARING, NJ2314E.TVP2 CYLINDRICAL ROLLER	503932	2
4	SHAFT, BLADE WHEEL	715358	1
5	RING, Z70 OUTSIDE RETAINING	F81090-56	1
6	COVER	710004-1	1
7	COVER	715989-1	1
8	RING, CC88X110X10 SEALING	715495	1
9	RING, CC70X100X10 SEALING	710802	1
10	WASHER, 6.4 FLAT ZINC	F81053-1	14
11	WASHER, 6,1 DIN 127 (A2-304) STAINLESS STEEL SPRING	F81053-4	8
12	BOLT, M6X16-8.8 HEX HEAD FULL THREAD ZINC	F81001-15	8
13	FITTING, M10X1 STRAIGHT GREASE	710834	1
14	WING	713554	3
15	WASHER, Z 6.1 SPLIT LOCK ZINC	F81053-3	6
16	BOLT, M6X20 8.8 HEX HEAD FULL THREAD ZINC	F81001-2	6

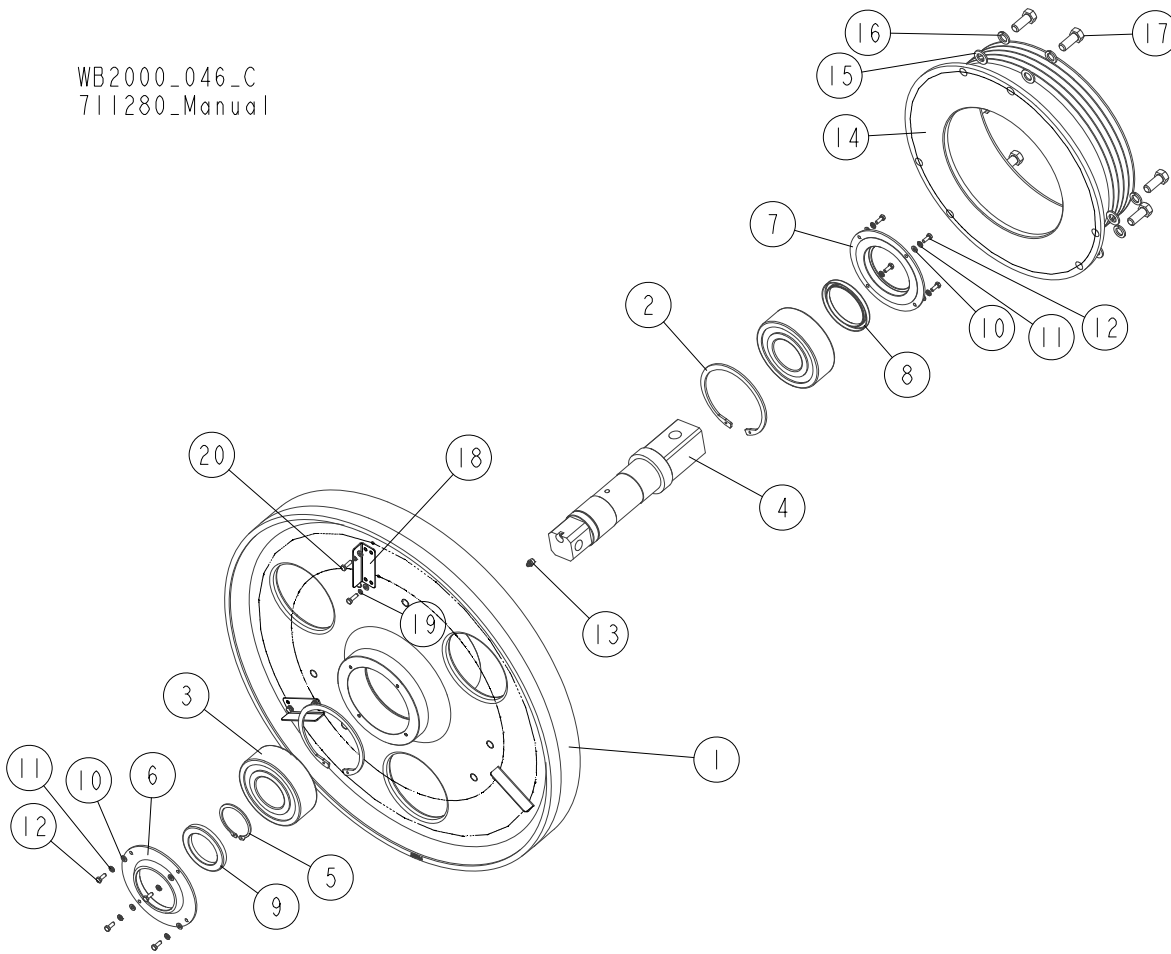
3.17 Blade Wheel Mounting Tubes



REF.	DESCRIPTION (* indicates parts available in assemblies only)	PART #	QTY
1	TUBE WELDMENT, WHEEL MOUNT - LEFT	715161-1	1
2	TUBE WELDMENT, WHEEL MOUNT - RIGHT	715145-1	1
3	WASHER, 25 ZINC	F81061-3	2
4	BOLT, M24X140 8.8 HEX HEAD FULL THREAD ZINC	F81009-14	1
5	NUT, M24X2 HEX NYLON ZINC LOCK	F81039-10	1
6	BLOCK	715352-1	1
7	WASHER, 10.5 FLAT ZINC	F81055-1	2
8	WASHER, Z 10.2 SPLIT LOCK ZINC	F81055-2	2
9	BOLT, M10X40-8.8 HEX HEAD FULL THREAD ZINC	F81003-16	2
10	WASHER, 21 FLAT ZINC	F81059-2	4
11	BOLT, M20X1.5X200-8.8 HEX HEAD	F81007-28	1
12	NUT, ISO10512-M20X1.5-8-A2 HEX SELF-LOCKING	F81037-5	1
13	NUT, M20X1.5 -8 HEX ZINC	F81037-11	2
14	BOLT, M16X60-8.8 HEX HEAD FULL THREAD ZINC	F81006-12	2
15	NUT, M16-8 HEX ZINC	F81036-1	2
16	SCREW, ISO 4018 M20X45-HEX HEAD - BRASS	F81007-29	22
17	NUT, M20 FE/ZN5 ISO 4035 THIN ZINC	F81037-9	24
18	SCREW, M20X40 -45H HEX SOCKET ZINC SET W/FLAT POINT	F81018-2	2
19	SCREW, ISO 4762 M12X60-8.8-A2E HEX SOCKET HEAD CAP	F81004-100	1
20	NUT, M12-8 HEX ZINC	F81034-1	3
21	SCREW, M12X45-8.8-B HEX SOCKET HEAD CAP ZINC	F81004-93	2

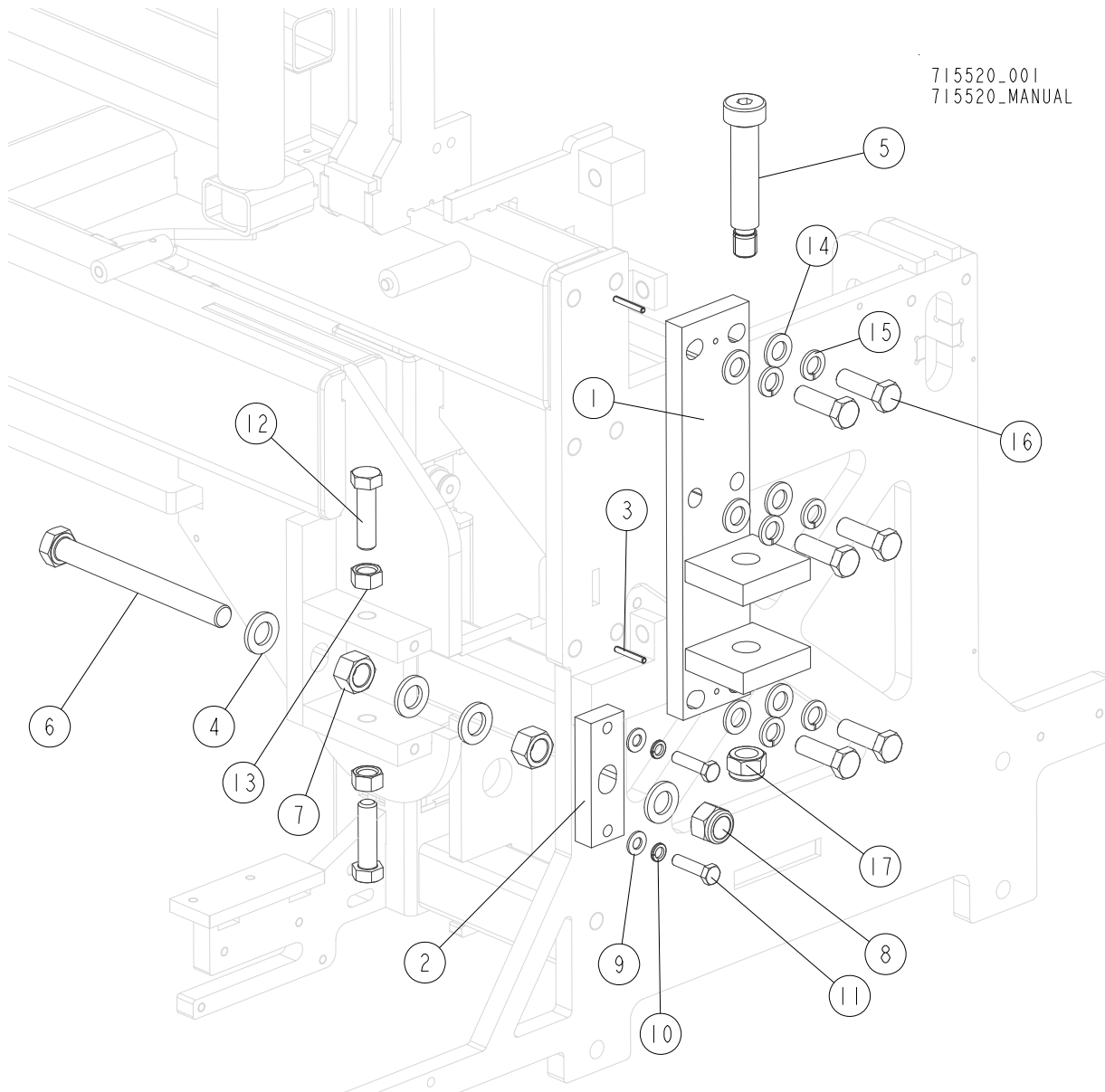
3.18 Blade Wheel Assembly, Drive Side

WB2000_046_C
711280_Manual



REF.	DESCRIPTION (* indicates parts available in assemblies only)	PART #	QTY
-	BLADE WHEEL ASSEMBLY, DRIVE SIDE (86)	715498-1	1
1	WHEEL, BLADE	713176	1
2	RING, W150 INSIDE RETAINING	F81090-43	2
3	BEARING, NJ2314E.TVP2 CYLINDRICAL ROLLER	503932	2
4	SHAFT, BLADE WHEEL	715348	1
5	RING, Z70 OUTSIDE RETAINING	F81090-56	1
6	COVER	710004-1	1
7	COVER	715409-1	1
8	RING, CC88X110X10 SEALING	715495	1
9	RING, CC70X100X10 SEALING	710802	1
10	WASHER, 6.4 FLAT ZINC	F81053-1	14
11	WASHER, 6,1 DIN 127 (A2-304) STAINLESS STEEL SPRING	F81053-4	8
12	BOLT, M6X16-8.8 HEX HEAD FULL THREAD ZINC	F81001-15	8
13	FITTING, M10X1 STRAIGHT GREASE	710834	1
14	PULLEY	711201	1
15	WASHER, 17 SPLIT LOCK ZINC	F81058-1	6
16	WASHER, 16.3 SPLIT LOCK ZINC	F81058-2	6
17	BOLT, M16X40-8.8 HEX HEAD FULL THREAD ZINC	F81006-13	6
18	WING	713554-1	3
19	WASHER, Z 6.1 SPLIT LOCK ZINC	F81053-3	6
20	BOLT, M6X20 8.8 HEX HEAD FULL THREAD ZINC	F81001-2	6

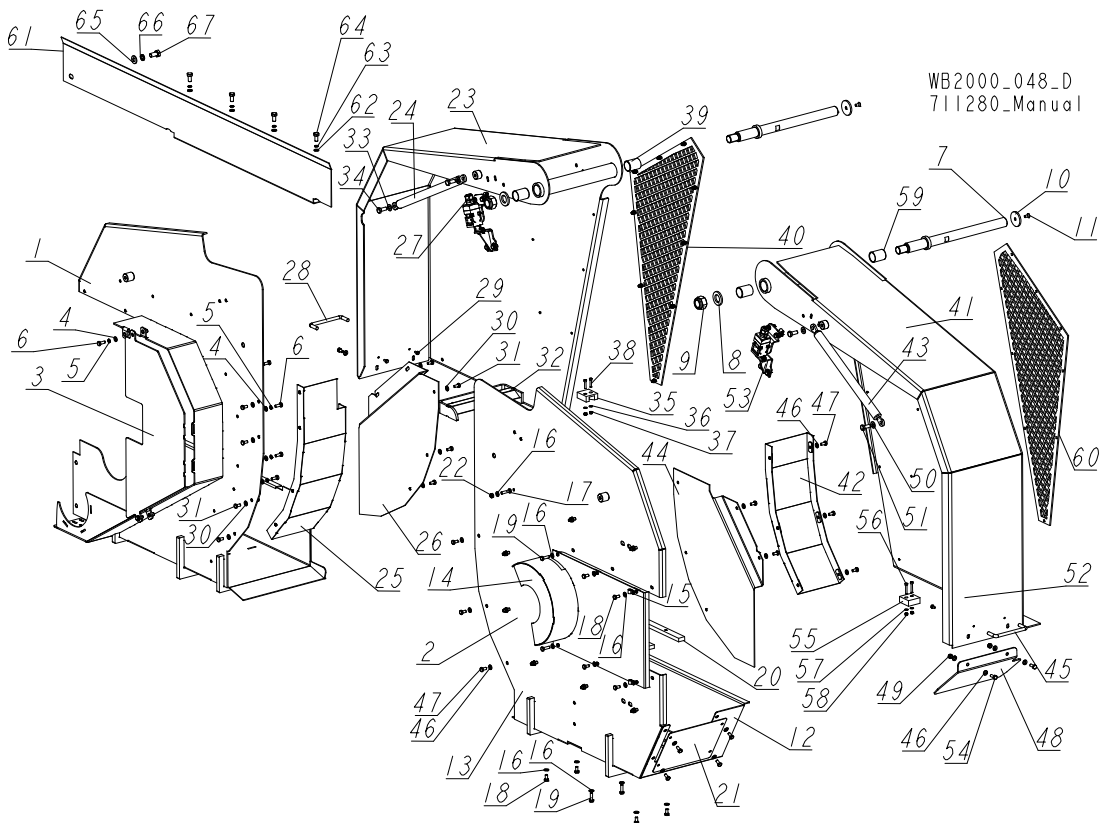
3.19 Blade Wheel Shaft Bracket



REF.	DESCRIPTION (* indicates parts available in assemblies only)	PART #	QTY
1	BRACKET, BLADE WHEEL SHAFT MOUNT	715349-1	1
2	BLOCK	715352-1	1
3	PIN, 5X35-N-C PN-EN ISO8752. ROLL	F81044-9	2
4	WASHER, 21 FLAT ZINC	F81059-2	4
5	BOLT, 24/M20X100-12.9-ISO7379 (BOSSARD - 1168983) SHOULDER	F81006-72	1
6	BOLT, M20X1.5X200-8.8 HEX HEAD	F81007-28	1
7	NUT, M20X1.5 -8 HEX ZINC	F81037-11	2
8	NUT, ISO10512-M20X1.5-8-A2 HEX SELF-LOCKING	F81037-5	1
9	WASHER, 10.5 FLAT ZINC	F81055-1	2
10	WASHER, Z 10.2 SPLIT LOCK ZINC	F81055-2	2
11	BOLT, M10X40-8.8 HEX HEAD FULL THREAD ZINC	F81003-16	2
12	SCREW, M16X45 -33H HEX SOCKET ZINC SET W/FLAT POINT	F81017-3	2
13	WASHER, 16.3 SPLIT LOCK ZINC	F81058-2	8
14	NUT, M16 8 THIN ZINC	F81036-4	2

REF.	DESCRIPTION (* indicates parts available in assemblies only)	PART #	QTY	
15	BOLT, M16X60-8.8 HEX HEAD FULL THREAD ZINC	F81006-12	2	
16	NUT, M16-8 HEX ZINC	F81036-1	2	
17	WASHER, 17 SPLIT LOCK ZINC	F81058-1	6	
18	BOLT, M16X50-8.8 HEX HEAD FULL THREAD ZINC	F81006-38	6	
19	NUT, M20-8 DIN985 HEX NYLON ZINC LOCK	F81037-2	1	

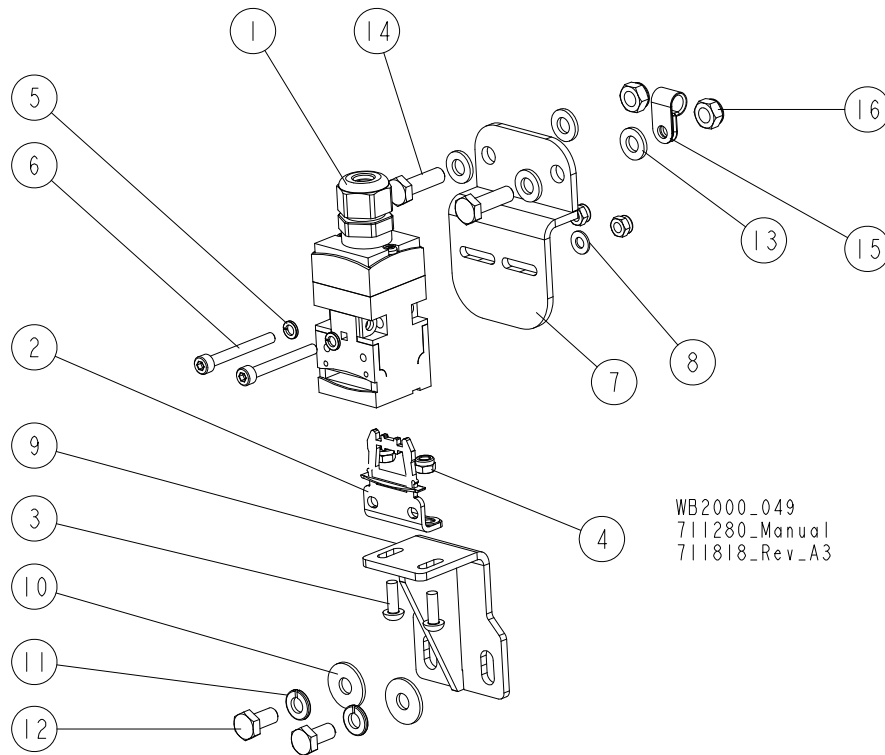
3.20 Blade Wheel Guards



REF.	DESCRIPTION (* indicates parts available in assemblies only)	PART #	QTY
1	GUARD SET, REAR RIGHT	715997	1
2	GUARD WELDMENT, REAR RIGHT	715998-1	1
3	GUARD, PULLEY	714951-1	1
4	WASHER, 6.4 FLAT ZINC	F81053-1	10
5	WASHER, Z 6.1 SPLIT LOCK ZINC	F81053-3	10
6	BOLT, M6X16-8.8 HEX HEAD FULL THREAD ZINC	F81001-15	10
7	ROD, N35/N21X348	714934-1	2
8	WASHER, 21 FLAT ZINC	F81059-2	2
9	NUT, M20-8 DIN985 HEX NYLON ZINC LOCK	F81037-2	2
10	WASHER, 7/25-3	711355	2
11	SCREW, M6X12-10.9 FLAT SOCKET HEAD CAP	F81001-54	2
12	GUARD SET, REAR LEFT	715973	1
13	GUARD, REAR LEFT	715974-1	1
14	GUARD, REAR MIDDLE	715977-1	1
15	ELEMENT, EE63 MOUNTING	F81080-4	2
16	WASHER, 6.4 FLAT ZINC	F81053-1	32
17	BOLT, M6X25 -8.8 HEX HEAD FULL THREAD ZINC	F81001-3	8
18	BOLT, M6X12 8.8 HEX HEAD FULL THREAD ZINC	F81001-7	12
19	BOLT, M6X20 8.8 HEX HEAD FULL THREAD ZINC	F81001-2	4
20	BAR	714841	2
21	PLATE	714842-1	1
22	NUT, M6-8-B HEX NYLON ZINC LOCK	F81031-2	8
-	GUARD SET, RIGHT SIDE	714941	1

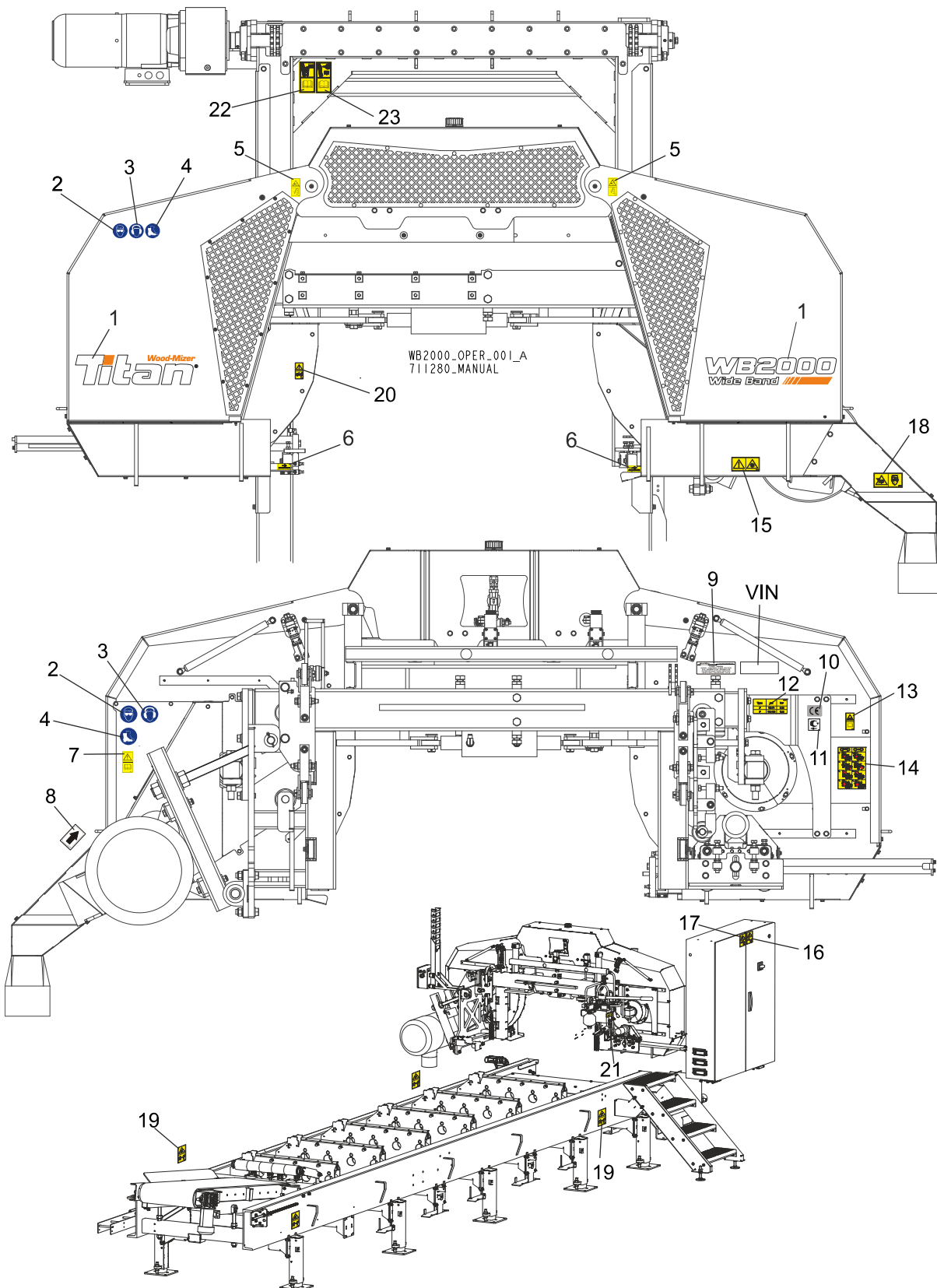
REF.	DESCRIPTION (* indicates parts available in assemblies only)	PART #	QTY	
23	GUARD, FRONT	714645-1	1	
24	SPRING, 700N GAS	714891	1	
25	GUARD, RIGHT INSIDE	713335-1	1	
26	GUARD, RIGHT INSIDE	713285-1	1	
27	SWITCH ASSEMBLY, SAFETY See Section 3.21	711818	1	
28	HANDLE, 4 W/BOLT	P08065	1	
29	BOLT, #8-32X3/8 SELF TAP	F05015-8	2	
30	WASHER, 6.4 FLAT ZINC	F81053-1	11	
31	BOLT, M6X12 8.8 HEX HEAD FULL THREAD ZINC	F81001-7	11	
32	COVER, RUBBER	713340-1	1	
33	WASHER, 8.4 FLAT ZINC	F81054-1	2	
34	BOLT, M8X20-8.8 HEX HEAD FULL THREAD ZINC	F81002-1	2	
35	BLOCK, STIFFENER	713557	1	
36	WASHER, 4.3 FLAT ZINC	F81051-2	2	
37	NUT, M4-8 HEX NYLON ZINC LOCK	F81029-1	2	
38	SCREW, M4X20 8.8 HEX SOCKET HEAD CAP ZINC	F81011-31	2	
39	BUSHING, 25/28-35 - IGUS GSM-2528-35	715069	2	
40	GRID, COMPLETE FRONT	714870	1	
-	GUARD SET, LEFT SIDE	714938	1	
41	COVER, FRONT	714647-1	1	
42	GUARD, LEFT INSIDE	713332-1	1	
43	SPRING, 700N GAS	714891	1	
44	GUARD, LEFT INSIDE	713287-1	1	
45	HANDLE, 4 W/BOLT	P08065	1	
46	WASHER, 6.4 FLAT ZINC	F81053-1	12	
47	BOLT, M6X12 8.8 HEX HEAD FULL THREAD ZINC	F81001-7	8	
48	GUARD, INSIDE	713283-1	1	
49	NUT, M6-8-B HEX NYLON ZINC LOCK	F81031-2	2	
50	WASHER, 8.4 FLAT ZINC	F81054-1	2	
51	BOLT, M8X20-8.8 HEX HEAD FULL THREAD ZINC	F81002-1	2	
52	BOLT, #8-32X3/8 SELF TAP	F05015-8	2	
53	SWITCH ASSEMBLY, SAFETY See Section 3.21	711818	1	
54	BOLT, M6X16-8.8 HEX HEAD FULL THREAD ZINC	F81001-15	2	
55	BLOCK, STIFFENER	713557	1	
56	SCREW, M4X25-8.8 HEX SOCKET HEAD CAP ZINC	F81011-3	2	
57	WASHER, 4.3 FLAT ZINC	F81051-2	2	
58	NUT, M4-8 HEX NYLON ZINC LOCK	F81029-1	2	
59	BUSHING, 25/28-35 - IGUS GSM-2528-35	715069	2	
60	GRID, COMPLETE FRONT	714870	1	
-	GUARD, UPPER COMPLETE	713329	1	
61	PLATE, COVER	713328-1	1	
62	WASHER, 6.4 FLAT ZINC	F81053-1	4	
63	WASHER, Z 6.1 SPLIT LOCK ZINC	F81053-3	4	
64	BOLT, M8X16-8.8-B HEX HEAD FULL THREAD ZINC	F81002-20	4	
65	WASHER, 10.5 FLAT ZINC	F81055-1	1	
66	WASHER, Z 10.2 SPLIT LOCK ZINC	F81055-2	1	
67	BOLT, M10X20-8.8 HEX HEAD FULL THREAD ZINC	F81003-1	1	

3.21 Safety Switch, Blade Wheel Housing



REF.	DESCRIPTION (◆ Indicates Parts Available in Assemblies Only)	PART #	QTY
	SWITCH ASSEMBLY, SAFETY	711818	1
1	SWITCH, AZ17-11ZRK SAFETY	094232	1
2	KEY, AZ17/170-B5	094422	1
3	SCREW, M4X12 -5,8-B CROSS RECESSED PAN HEAD ZINC	F81011-43	2
4	NUT, M4-8 HEX NYLON ZINC LOCK	F81029-1	4
5	WASHER, Z 4.1 SPLIT LOCK ZINC	F81051-1	2
6	SCREW, M4X35 8.8 HEX SOCKET HEAD CAP ZINC	F81011-34	2
7	BRACKET, SWITCH	711850-1	1
8	WASHER, 4.3 FLAT ZINC	F81051-2	2
9	BRACKET, SAFETY SWITCH KEY- COMPLETE	711820-1	1
10	WASHER, 6.5 SPECIAL FLAT ZINC	F81053-11	2
11	WASHER, 6,1 DIN 127 (A2-304) STAINLESS STEEL SPRING	F81053-4	2
12	BOLT, M6X12 8.8 HEX HEAD FULL THREAD ZINC	F81001-7	2
13	WASHER, 6.4 FLAT ZINC	F81053-1	4
14	BOLT, M6X20 8.8 HEX HEAD FULL THREAD ZINC	F81001-2	2
15	ELEMENT, EE63 MOUNTING	F81080-4	1
16	NUT, M6-8-B HEX NYLON ZINC LOCK	F81031-2	2

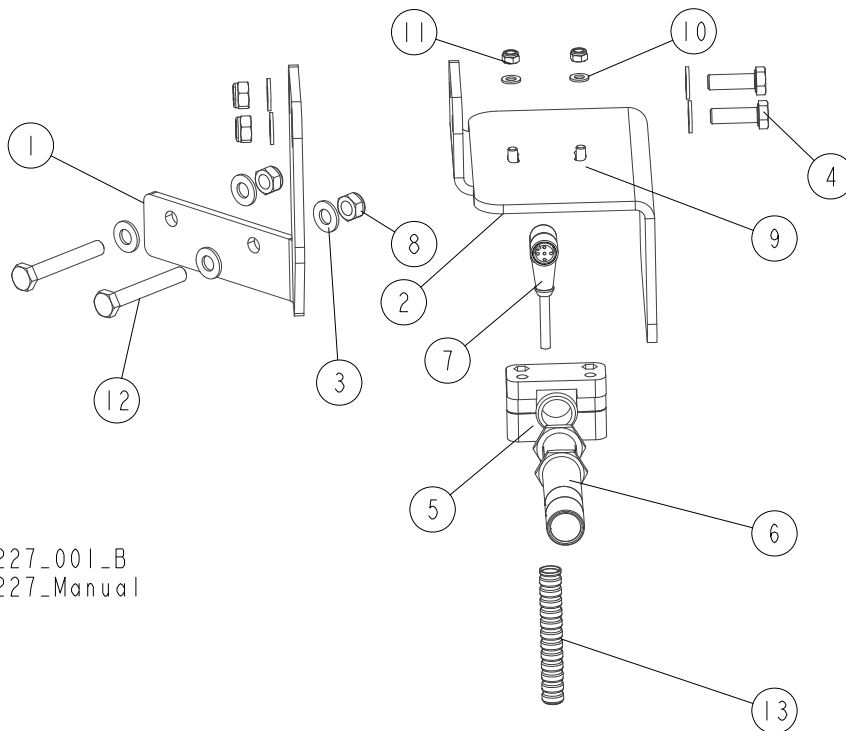
3.22 Decals



REF.	DESCRIPTION (◆ Indicates Parts Available in Assemblies Only)	PART #	QTY
	DECAL KIT, WB2000	713635	1
1	DECAL, WB2000 TITAN SAWMILL LOGO	524491	1

2	DECAL, EYE PROTECTION WARNING (PICTOGRAM)	S12004G	2	
3	DECAL, EAR PROTECTION WARNING (PICTOGRAM)	S12005G	2	
4	DECAL, USE SAFETY BOOTS (PICTOGRAM)	501465	2	
5	DECAL, SAWMILL COVERS CAUTION	099220	2	
6	DECAL, BLADE MOVEMENT DIRECTION (PICTOGRAM)	096321	2	
7	DECAL, READ OPERATOR'S MANUAL (PICTOGRAM)	096317	1	
8	DECAL, MOTOR REVOLUTIONS DIRECTION (1465 R.P.M.)	S200971	1	
9	DECAL, INTERNATIONAL SAWMILL NAME	501466	1	
10	DECAL, CE CERTIFIED SAWMILL	P85070	1	
11	DECAL, RUSSIAN SAFETY CERTIFICATION	099401	1	
12	DECAL, BLADE TENSION VALUE	511621	1	
13	DECAL, BLADE TENSION - INSTRUCTIONS (PICTOGRAM)	099223	1	
14	DECAL, WB2000 BLADE TENSION	518401	1	
15	DECAL, LASER BEAM WARNING (PICTOGRAM)	099504	1	
16	DECAL, HIGH VOLTAGE INSIDE THE ELECTRIC BOX (PICTOGRAM)	096316	2	
17	DECAL, REMOVE THE PLUG BEFORE OPENING THE BOX (PICTOGRAM)	096319	2	
18	DECAL, PROTECTION AGAINST SAWDUST (PIKTOGRAM)	099222	1	
19	DECAL, "KEEP A SAFE DISTANCE"	099221	4	
20	DECAL, DEBARKER BLADE WARNING (PIKTOGRAM)	098176	1	
21	DECAL, PRESSURE VALUES	711204	1	
22	DECAL, CHAIN CLEANING	512240	1	
23	DECAL, CHAIN LUBRICATION	512158	1	

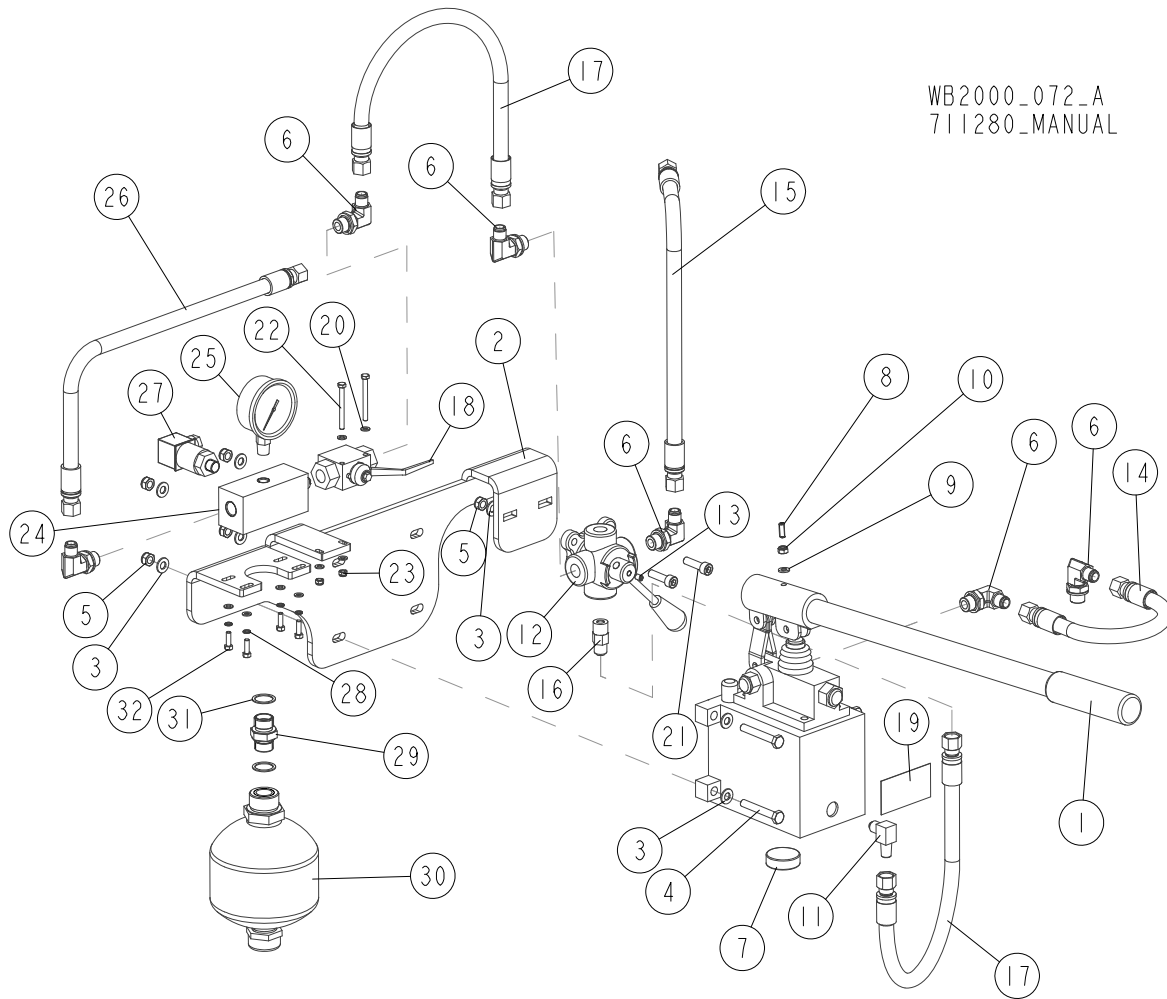
3.23 Laser Assembly (Option)



713227_001_B
 713227_Manual

REF.	DESCRIPTION (◆ Indicates Parts Available in Assemblies Only)	PART #	QTY
	LASER SIGHT, WB2000 - COMPLETE	713227	1
1	MOUNT WELDMENT, LASER	713983-1	1
2	MOUNT WELDMENT, LASER	713226-1	1
3	WASHER, 8.4 FLAT ZINC	F81054-1	8
4	BOLT, M8x25-8.8-B HEX HEAD FULL THREAD ZINC	F81002-5	2
5	BRACKET, SMB 18SF MOUNTING	503469	1
6	LASER, Z5M18B-F-532-IG90 GREEN LINEAR	501025	1
7	CABLE, 2M SAFETY SWITCH	094290	1
8	NUT, M8 8 HEX NYLON ZINC LOCK	F81032-2	4
9	SCREW, M5x16-8.8 HEX SOCKET HEAD CAP ZINC	F81000-25	2
10	WASHER, 5.3 FLAT ZINC	F81052-1	2
11	NUT, M5-8 DIN985 HEX NYLON ZINC LOCK	F81030-2	2
12	BOLT, M8x55-8.8 HEX HEAD ZINC	F81002-8	2
13	HOSE, SILVYN RILL PA6 SINUS 8,4 X 11,4	R80661-1	2

3.24 Hydraulic Blade Tensioner Oil Supply Assembly

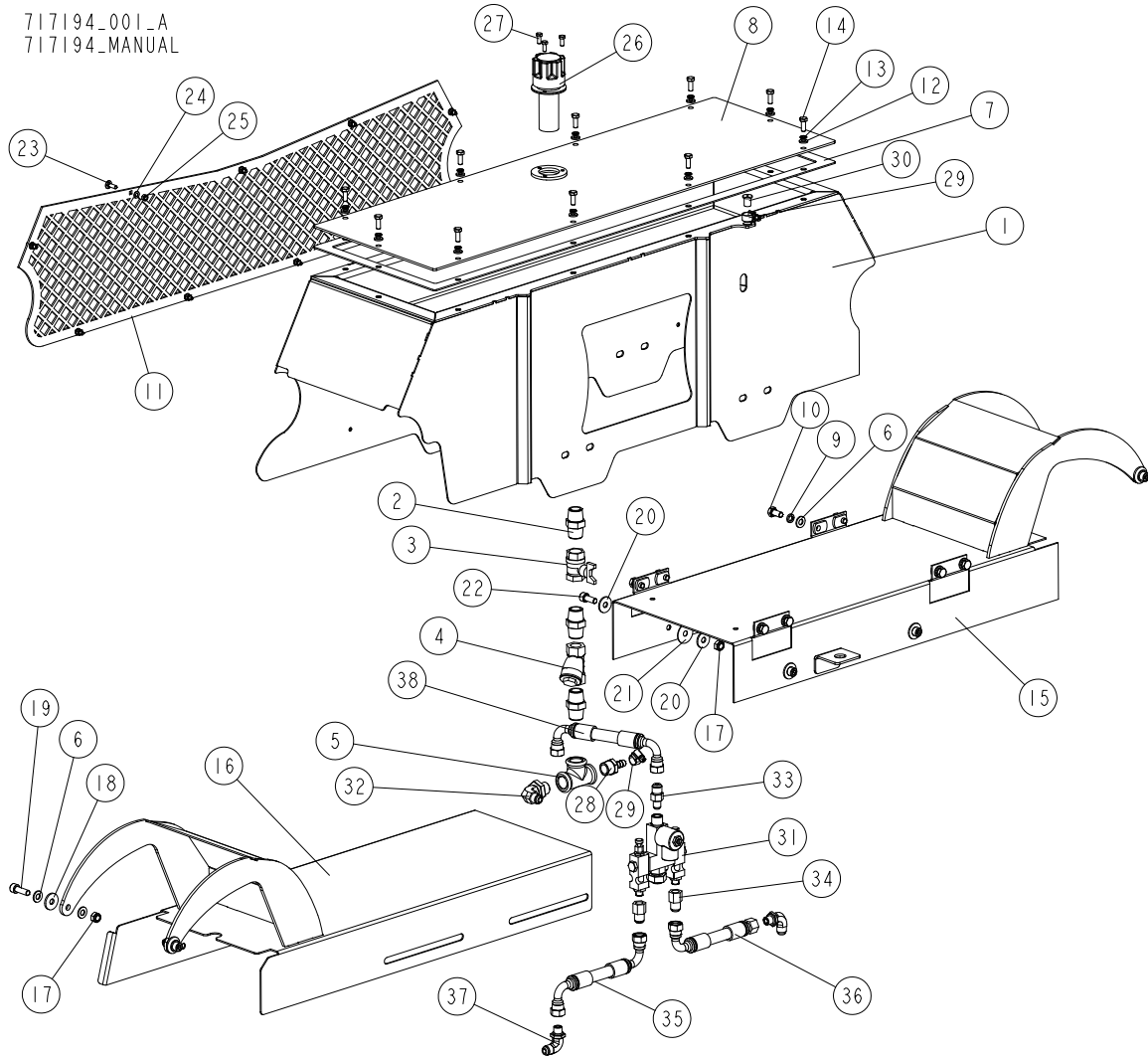


WB2000_072-A
711280_MANUAL

REF.	DESCRIPTION (◆ Indicates Parts Available in Assemblies Only)	PART #	QTY
	OIL SUPPLY ASSEMBLY, HYDRAULIC BLADE TENSIONER	714700	1
1	PUMP, PMS12/TNK1 W/1-LITRE TANK	092789	1
2	PLATE, MOUNTING	714697-1	1
3	WASHER, 8.4 FLAT ZINC	F81054-1	10
4	BOLT, M8X55-8.8 HEX HEAD ZINC	F81002-8	4
5	NUT, M8 8 HEX NYLON ZINC LOCK	F81032-2	6
6	FITTING, 90° - 3/8 BSP - 9/16 JIC ELBOW	096335	6
7	MAGNET, MW 38X12/N38 NEODYMIUM	500022	1
8	PLUNGER, GN615.3-M6-K BALL THREADED	096874	1
9	WASHER, 6.4 FLAT ZINC	F81053-1	1
10	NUT, M6-8-B HEX NYLON ZINC LOCK	F81031-2	1
11	FITTING, 3/8 JIC - 1/4NPT 90L	015491	1
12	VALVE, 4-WAY IDF4V02C	504324	1
13	SCREW, M6X8-33H-GEOMET HEX SOCKET SET W/FLAT POINT	F81013-1	1
14	HOSE, 2G3/8X0.300 W9/16UNF-W9/16UNF HYDRAULIC	711391	1
15	HOSE, 2G3/8X1.105 W9/16UNF-W9/16UNF HYDRAULIC	506935_714700	1
16	FITTING, 9/16" JIC/ 3/8"BSP STRAIGHT	091842	1

REF.	DESCRIPTION (◆ Indicates Parts Available in Assemblies Only)	PART #	QTY
17	HOSE, 2G3/8X8X0.400 W9/16UNF-W9/16UNF HYDRAULIC	711390	2
18	VALVE, PN 500 RSAP2V02FF 3/8" G DN10 BALL	502056	1
19	DECAL, PRESSURE VALUES	711204	1
20	WASHER, 5.3 FLAT ZINC	F81052-1	8
21	SCREW, M8X30 -8.8 HEX SOCKET HEAD CAP ZINC	F81002-31	2
22	BOLT, M5X50 -8.8-HEX HEAD ZINC	F81000-1	2
23	NUT, M5-8 DIN985 HEX NYLON ZINC LOCK	F81030-2	2
24	BLOCK, MOUNTING	714696-1	1
25	GAUGE, 200 BAR/3000PSI OIL PRESSURE	505176	1
26	HOSE, 2G3/8X1.625 W9/16UNF-W9/16UNF HYDRAULIC	710891	1
27	SWITCH, F4Z1/M3-20 BAR PRESSURE	504830	1
28	WASHER, 5.1 SPLIT LOCK	F81052-2	4
29	FITTING, G1/2 - G1/2 (BSP) STRAIGHT	714698	1
30	ACCUMULATOR MBSP 0.75-210-NBR-G1/2'FM33X1,5	714664	1
31	SEAL, CU 20.5X26X1	714699	2
32	BOLT, M5 X 16-8.8 HEX HEAD FULL THREAD ZINC	F81000-20	4

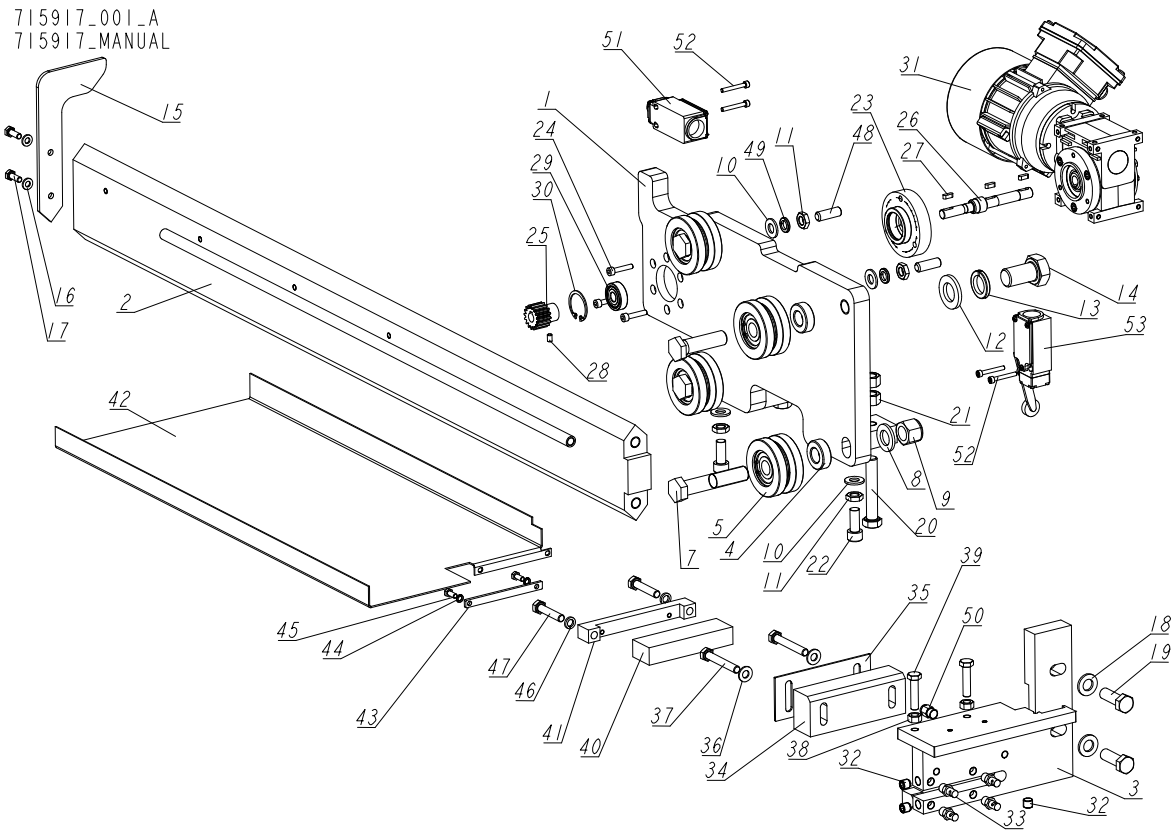
3.25 Blade Lube Assembly



REF.	DESCRIPTION (* indicates parts available in assemblies only)	PART #	QTY
-	LUBE ASSEMBLY, BLADE	717194	1
1	GUARD WELDMENT, TOP	717195-1	1
2	NIPPLE, N8 1/2" MALE ZINC-PLATED	094751	3
3	VALVE, Z 1/2" W/T-HANDLE	094395	1
4	FILTER, 1/2 GRID	717193	1
5	B1-ELBOW, 1/2" ZINC-PLATED	094750	1
6	WASHER, 8.4 FLAT ZINC	F81054-1	16
7	SEAL	717203	1
8	COVER, WELDMENT	717205-1	1
9	WASHER, 8.2 SPLIT LOCK ZINC	F81054-4	8
10	BOLT, M8X16-8.8-B HEX HEAD FULL THREAD ZINC	F81002-20	8
11	GRID, FRONT	714854-1	1
12	WASHER, 6.4 FLAT ZINC	F81053-1	10
13	WASHER, Z 6.1 SPLIT LOCK ZINC	F81053-3	10
14	BOLT, M6X16-8.8 HEX HEAD FULL THREAD ZINC	F81001-15	10
15	COVER, RIGHT TOP	717207-1	1
16	COVER, LEFT TOP	714862-1	1

REF.	DESCRIPTION (* indicates parts available in assemblies only)	PART #	QTY	
17	NUT, M8-8-B HEX NYLON ZINC LOCK	F81032-2	8	
18	WASHER, 8.4/25 - 2.5 (ESSENTRA 032080000001) NYLON	714861	4	
19	SCREW, M8X25 -8.8 HEX SOCKET HEAD CAP ZINC	F81002-21	4	
20	WASHER, ISO 7093-1-8-200 HV-A2E.	F81054-11	8	
21	WASHER, 8.2/30-1 (1008810000VR) NYLON	713634	4	
22	SCREW, M8X20-8.8 HEX SOCKET HEAD CAP ZINC	F81002-30	4	
23	BOLT, M5X16-8.8 CARRIAGE, PTD.	715068-1	9	
24	WASHER, 5.3 FLAT ZINC	F81052-1	9	
25	NUT, M5-8 DIN985 HEX NYLON ZINC LOCK	F81030-2	9	
26	CAP, TM450G65-40MIC FILTER W/BREATHER PLUG	715987	1	
27	BOLT, M5X12 8.8 HEX HEAD FULL THREAD ZINC	F81000-5	3	
28	FITTING, 1/2" HOSE END	092356	1	
29	CLAMP, 11-16	F81080-31	2	
30	CAP	717206	1	
31	OILER, (VENTO B3192-2X00) W/2-WAY SOLENOID VALVE	717208	1	
32	FITTING, 1/2 G - 9/16UNF ELBOW	717212	1	
33	FITTING, 7/16UNF - 9/16JIC ELBOW	717215	1	
34	FITTING, W 7/16 UNF - 9/16 UNF Z	717213	2	
35	HOSE, 2G3/8X0.405 90W9/16UNF-90W9/16UNF HYDRAULIC	718081	1	
36	HOSE, 2G3/8X0.620 90W9/16UNF-W9/16UNF HYDRAULIC	717308	1	
37	FITTING, 1/4 G - 9/16UNF ELBOW	717216	2	
38	HOSE, 2G3/8X0.112 90W9/16UNF-90W9/16UNF HYDRAULIC	717309	1	

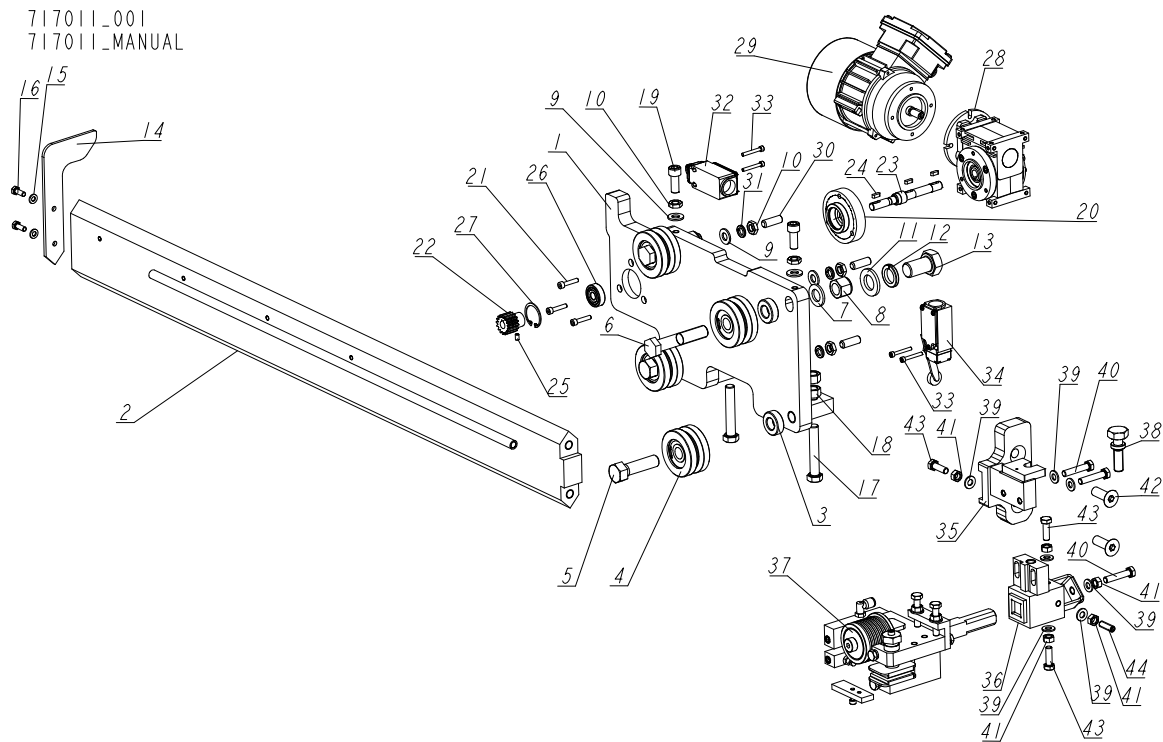
3.26 Blade Guide Arm



REF.	DESCRIPTION (* indicates parts available in assemblies only)	PART #	QTY
-	ARM, BLADE GUIDE - COMPLETE	715917	1
1	PLATE, COMPLETE MOUNT	715967-1	1
2	ARM ASSEMBLY	715922	1
3	BLADE GUIDE	715923	1
4	BUSHING, 16/32-16	715964-1	4
5	ROLLER ASSY, B/G IDLER	042543	4
6	BOLT, F05009-80 SPECIAL	718080-1	2
7	BOLT, 5/8-18X3 1/4 HEX HEAD CAP GRADE 5	F05009-98	2
8	WASHER, 17 SPLIT LOCK ZINC	F81058-1	2
9	NUT, 5/8-18 NYLON ZINC LOCK	F05010-71	2
10	WASHER, 10.5 FLAT ZINC	F81055-1	6
11	NUT, M10-04-A HEX THIN ZINC	F81033-6	6
12	WASHER, 21 FLAT ZINC	F81059-2	1
13	WASHER, 20.5 SPLIT LOCK ZINC	F81059-1	1
14	BOLT, M20X1.5X35-8.8-B HEX HEAD FULL THREAD ZINC	F81007-21	1
15	PLATE, STOP	715968-1	1
16	WASHER, 6.4 FLAT ZINC	F81053-1	2
17	BOLT, M6X16-8.8 HEX HEAD FULL THREAD ZINC	F81001-15	2
18	WASHER, 13 FLAT ZINC	F81056-1	2
19	BOLT, M12X35 8.8 HEX HEAD FULL THREAD ZINC	F81004-24	2
20	BOLT, M12X70-8.8 HEX HEAD FULL THREAD ZINC	F81004-102	2
21	NUT, M12-8 HEX ZINC	F81034-1	4
22	SCREW, M10X25 8.8 HEX SOCKET HEAD CAP ZINC	F81003-32	2

REF.	DESCRIPTION (* indicates parts available in assemblies only)	PART #	QTY	
23	BUSHING, INTERMEDIATE	715918-1	1	
24	SCREW, M5X25 8.8 HEX SOCKET HEAD CAP ZINC	F81000-7	3	
25	SPROCKET, M=1.5, Z=16; KZ-M1.5-Z16 /EBMIA/	715566	1	
26	SHAFT, DRIVE	715919	1	
27	KEY, A 4X4X12	715588	3	
28	SCREW, M5X8 45H DIN 913 SET	F81014-7	1	
29	BEARING, 6200 27	715569	1	
30	RING, W30 INSIDE RETAINING	F81090-15	1	
31	GEARMOTOR MRA 02/25,5 [0,06-1400] E V5	715570	1	
32	PLUG, M10X1 DIN906 BN40 ZINC	F81015-3	3	
33	NOZZLE, BLADE LUBE SPRAY	033479	4	
34	BLOCK, BLADE GUIDE	711079	1	
35	PLATE	711219-1	1	
36	WASHER, 8.4 FLAT ZINC	F81054-1	2	
37	BOLT, M8X55-8.8 HEX HEAD ZINC	F81002-8	2	
38	NUT, M8-8-B HEX ZINC	F81032-1	2	
39	BOLT, M8X35-8.8 HEX HEAD FULL THREAD ZINC	F81002-13	2	
40	BLOCK, BLADE GUIDE	715551	1	
41	CLAMP	715455-1	1	
42	COVER, BLADE	715438-1	1	
43	WASHER	715514-1	1	
44	WASHER, 5.1 SPLIT LOCK	F81052-2	2	
45	BOLT, M5X12 8.8 HEX HEAD FULL THREAD ZINC	F81000-5	2	
46	WASHER, 8.2 SPLIT LOCK ZINC	F81054-4	2	
47	BOLT, M8X40-8.8 HEX HEAD FULL THREAD ZINC	F81002-15	2	
48	SCREW, M10X30-33H-GEOMET HEX SOCKET SET W/FLAT POINT	F81003-35	4	
49	WASHER, Z 10.2 SPLIT LOCK ZINC	F81055-2	4	
50	FITTING, 1/8 NPT-HOSE 1/4 KQ2H07-34AS	715928	1	
51	SWITCH, FA134 Z11 SAFETY	100910	1	
52	SCREW, M4X30-8.8 HEX SOCKET HEAD CAP ZINC	F81000-85	4	
53	SWITCH, GLCB01A2B (HONEYWELL) LIMIT	086469	1	

3.27 Blade Guide Arm, 2" - 717011

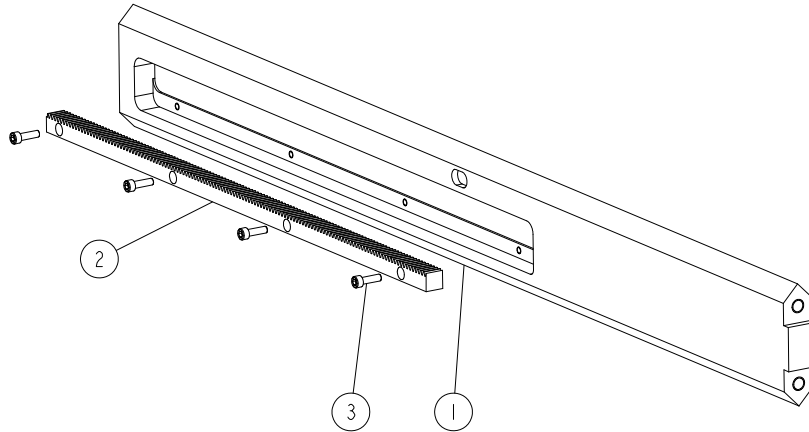


REF.	DESCRIPTION (* indicates parts available in assemblies only)	PART #	QTY
-	ARM, BLADE GUIDE - COMPLETE (2" BLADE)	717011	1
1	PLATE, COMPLETE MOUNT	715967-1	1
2	ARM ASSEMBLY See Section 3.28	715922	1
3	BUSHING, 16/32-16	715964-1	4
4	ROLLER ASSY, B/G IDLER See Section 3.27	042543	4
5	BOLT, 5/8-18X2 1/4 HEX HEAD GRADE 5	F05009-80	2
6	BOLT, 5/8-18X3 1/4 HEX HEAD CAP GRADE 5	F05009-98	2
7	WASHER, 17 SPLIT LOCK ZINC	F81058-1	2
8	NUT, 5/8-18 NYLON ZINC LOCK	F05010-71	2
9	WASHER, 10.5 FLAT ZINC	F81055-1	6
10	NUT, M10-04-A HEX THIN ZINC	F81033-6	6
11	WASHER, 21 FLAT ZINC	F81059-2	1
12	WASHER, 20.5 SPLIT LOCK ZINC	F81059-1	1
13	BOLT, M20X1.5X35-8.8-B HEX HEAD FULL THREAD ZINC	F81007-21	1
14	PLATE, STOP	715968-1	1
15	WASHER, 6.4 FLAT ZINC	F81053-1	2
16	BOLT, M6X16-8.8 HEX HEAD FULL THREAD ZINC	F81001-15	2
17	BOLT, M12X70-8.8 HEX HEAD FULL THREAD ZINC	F81004-102	2
18	NUT, M12-8 HEX ZINC	F81034-1	4
19	SCREW, M10X25 8.8 HEX SOCKET HEAD CAP ZINC	F81003-32	2
20	BUSHING, INTERMEDIATE	715918-1	1
21	SCREW, M5X25 8.8 HEX SOCKET HEAD CAP ZINC	F81000-7	3
22	SPROCKET, M=1.5, Z=16; KZ-M1.5-Z16 /EBMIA/	715566	1
23	SHAFT, DRIVE	715919	1

REF.	DESCRIPTION (* indicates parts available in assemblies only)	PART #	QTY	
24	KEY, A 4X4X12	715588	3	
25	SCREW, M5X8 45H DIN 913 SET	F81014-7	1	
26	BEARING, 6200 27	715569	1	
27	RING, W30 INSIDE RETAINING	F81090-15	1	
-	GEARMOTOR MRA 02/25,5 [0,06-1400] E V5	715570	1	
28		MRA-02_80_KM2_WJ2_3D	1	
29		56B14	1	
30	SCREW, M10X30-33H-GEOMET HEX SOCKET SET W/FLAT POINT	F81003-35	4	
31	WASHER, Z 10.2 SPLIT LOCK ZINC	F81055-2	4	
32	SWITCH, FA134 Z11 SAFETY	100910	1	
33	SCREW, M4X30-8.8 HEX SOCKET HEAD CAP ZINC	F81000-85	4	
34	SWITCH, GLCB01A2B (HONEYWELL) LIMIT	086469	1	
35	BRACKET, 2"BLADE GUIDE ROLLER MOUNT	717009-1	1	
36	GUIDE, VERTICALZINC-PLATED	089503-1	1	
37	BLADE GUIDE W/EXTENDED ROLLER, IDLE SIDE See Section 3.30	524855	1	
38	BOLT, ADJUSTMENT ZINC-PLATED	506552-1	1	
39	WASHER, 8.4 FLAT ZINC	F81054-1	7	
40	BOLT, M8X40 DIN933 A2-70 STAINLESS STEEL	F81002-28	3	
41	NUT, M8 DIN 934 A2-70 STAINLESS STEEL	F81032-7	5	
42	SCREW, M12X35-8.8 DIN7991 FLAT SOCKET HEAD CAP ZINC	F81004-69	2	
43	BOLT, M8X25 DIN933 A2-70 STAINLESS STEEL	F81002-26	3	
44	SCREW, M8X25 DIN 913 A2-70 STAINLESS STEEL SET	F81014-3	1	

3.28 Arm Assembly - 715922

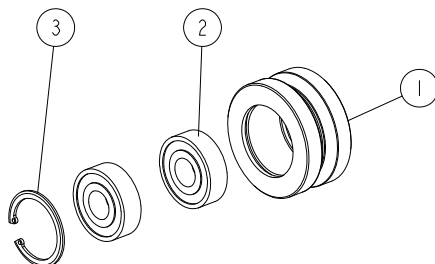
715922_001
715922_MANUAL



REF.	DESCRIPTION (* indicates parts available in assemblies only)	PART #	QTY
-	ARM ASSEMBLY	715922	1
1	ARM WELDMENT	715985-1	1
2	BAR, M=1,5 LZ-M1,5-100-H TOOTHED	715536-1	1
3	SCREW, M6X20 8.8 HEX SOCKET HEAD CAP ZINC	F81001-22	4

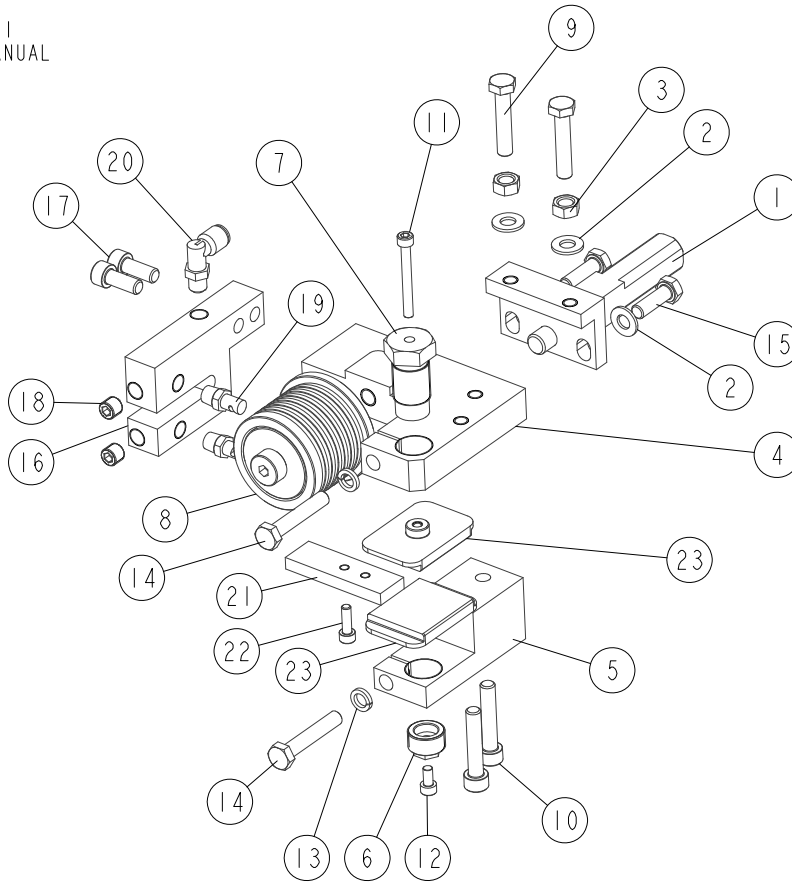
3.29 Roller - 042543

042543_001
042543_MANUAL



REF.	DESCRIPTION (* indicates parts available in assemblies only)	PART #	QTY
-	Roller Assy, Blade Guide Idler	042543	1
1	ROLLER, 2 1/2 V-GROOVE	042536	1
2	BEARING, 5/8X1.7548X.4724	P06030-1	2
3	RING, 1.575 INTERNAL BEVELED RETAINING	F04254-8	1

3.30 Blade Guide w/Extended Roller, Idle Side - 524855

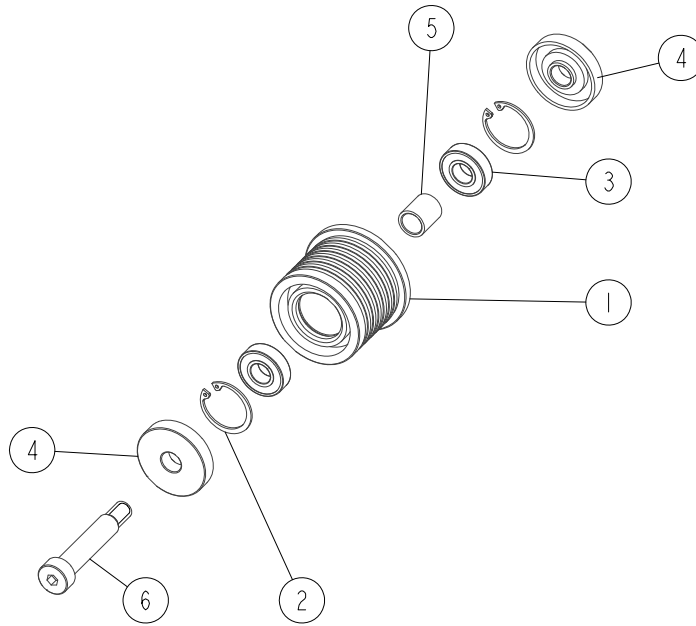
524855_001
524855_MANUAL

REF.	DESCRIPTION (* indicates parts available in assemblies only)	PART #	QTY
-	BLADE GUIDE W/EXTENDED ROLLER, IDLE SIDE	524855	1
1	BRACKET WELDMENT, BLADE GUIDE ZINC-PLATED	089509-1	1
2	WASHER, 8.4 FLAT ZINC	F81054-1	4
3	NUT, M8 DIN 934 A2-70 STAINLESS STEEL	F81032-7	2
4	PLATE, BLADE GUIDE MOUNT - LEFT	524856-1	1
5	BLOCK, LOWER PAD SUPPORT LEFT	524857-1	1
6	SCREW, LOWER PAD ADJUSTER ZINC-PLATED	516191-1	1
7	BOLT, UPPER PAD ADJUSTMENT ZINC-PLATED	089515-1	1
8	ROLLER, BLADE GUIDE - EXTENDED W/BEARINGS See Section 3.31	522502	1
9	BOLT, M8X40 DIN933 A2-70 STAINLESS STEEL	F81002-28	2
10	SCREW, M8X40-8.8 HEX SOCKET HEAD CAP ZINC	F81002-29	2
11	SCREW, M5X45 DIN912 A2-70 HEX SOCKET HEAD CAP STAINLESS STEEL	F81000-24	1
12	SCREW, M5X10 DIN912 A2-70 HEX SOCKET HEAD CAP STAINLESS STEEL	F81000-23	1
13	WASHER, 8.2 SPLIT LOCK ZINC	F81054-4	2
14	BOLT, M8X45-8.8 HEX HEAD FULL THREAD ZINC	F81002-14	2
15	BOLT, M8X25 DIN933 A2-70 STAINLESS STEEL	F81002-26	2
16	BLOCK, NOZZLE HOUSING	524858-1	1
17	SCREW, M8X20-8.8 HEX SOCKET HEAD CAP ZINC	F81002-30	2
18	PLUG, M10X1 DIN906 BN40 ZINC	F81015-3	2
19	NOZZLE, BLADE LUBE SPRAY	033479	2
20	ELBOW, 90 DEG 1/8MPT 1/4 TUBE SWIVEL	P09736	1

REF.	DESCRIPTION (* indicates parts available in assemblies only)	PART #	QTY	
-	PLATE, BLADE GUIDE ALIGNMENT - COMPLETE	090951	1	
21	PLATE, BLADE GUIDE ALIGNMENT ZINC-PLATED	090805-1	1	
22	SCREW, M5X16-8.8 HEX SOCKET HEAD CAP ZINC	F81000-25	1	
23	PAD, BLADE GUIDE (W/EXTENDED ROLLER)	524859-1	2	

3.31 Extended Blade Guide Roller w/Bearings - 522502

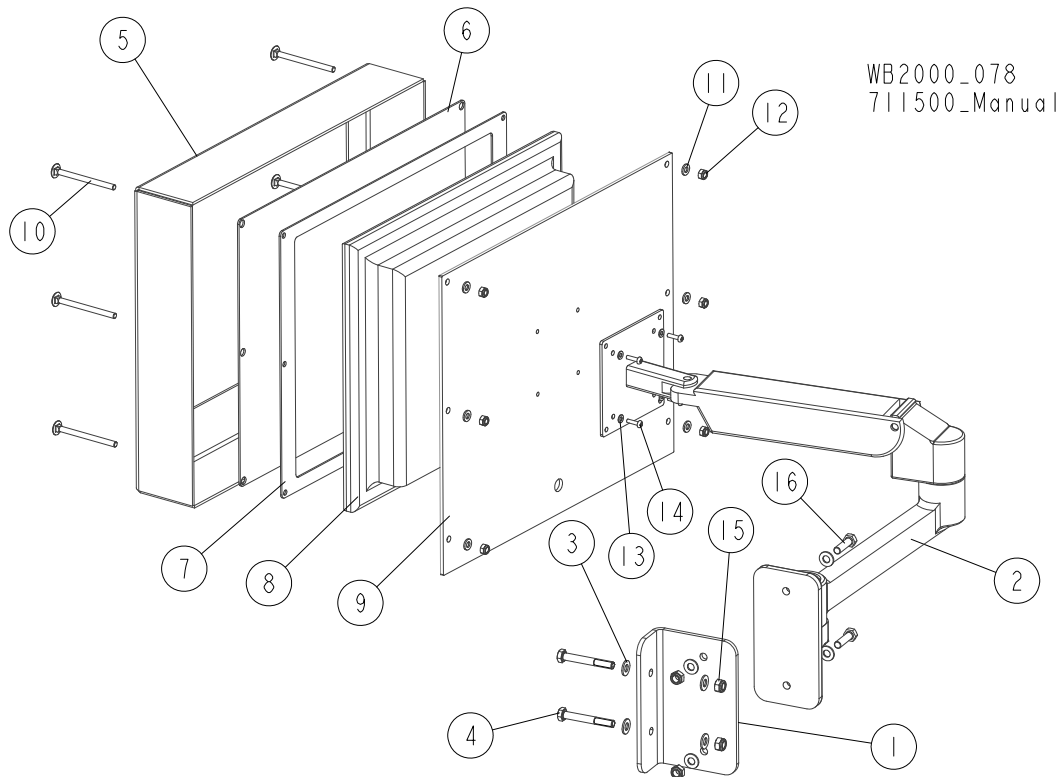
522502_001
522502_MANUAL



REF.	DESCRIPTION (* indicates parts available in assemblies only)	PART #	QTY
-	ROLLER, BLADE GUIDE - EXTENDED W/BEARINGS	522502	1
1	ROLLER, BLADE GUIDE EXTENDED	522501	1
2	RING, W28 INSIDE RETAINING	F81090-9	2
3	BEARING, 6001 2RSR (FAG, SKF)	087893	2
4	RING, ZINC-PLATED SPACER	087891-1	2
5	BUSHING, 12/16-17	522504-1	1
6	BOLT, 12/M10X50 12.9 ISO7379 SHOULDER	F81003-122	1

SECTION 4 OPERATOR STAND

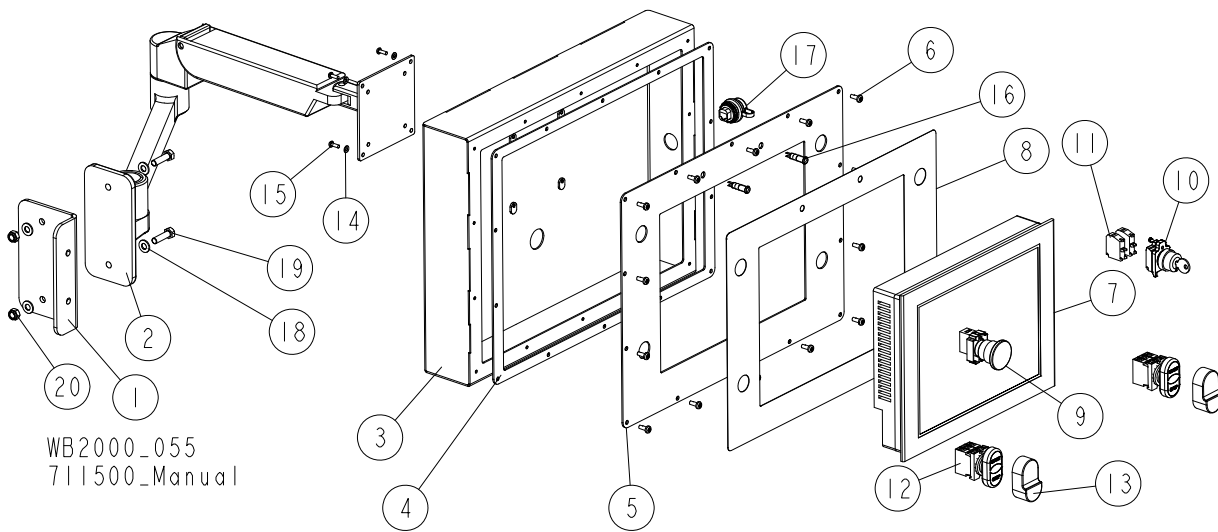
4.1 LCD Monitor w/Arm



WB2000_078
711500_Manual

REF.	DESCRIPTION (◆ Indicates Parts Available In Assemblies Only)	PART #	QTY
	MONITOR WB2000 CCTV - COMPLETE	713208	1
1	ANGLE, CONTROL BOC ARM	711493-1	1
2	ARM, LMX WALL ERGOTRON CONTROL BOX	512941	1
3	WASHER, 8.4 FLAT ZINC	F81054-1	8
4	BOLT, M8X60 8.8 HEX HEAD ZINC	F81002-54	2
	MONITOR W/HOUSING - COMPLETE	714524	1
5	COVER, MONITOR	714522-1	1
6	PLATE, FRONT COVER	714523	1
7	GASKET, MONITOR	714525	1
8	MONITOR, LCD CCTV 17RTVN	512959	1
9	PLATE, REAR COVER	714526-1	1
10	BOLT, M6X80-8.8 CARRIAGE ZINC	F81001-60	6
11	WASHER, 6.4 FLAT ZINC	F81053-1	6
12	NUT, M6-8-B HEX NYLON ZINC LOCK	F81031-2	6
13	WASHER, 4.3 FLAT ZINC	F81051-2	4
14	SCREW, M4X16 5.8-B CROSS RECESSED PAN HEAD ZINC	F81011-42	4
15	NUT, M8 8 HEX NYLON ZINC LOCK	F81032-2	4
16	BOLT, M8X30-5.8-B HEX HEAD FULL THREAD ZINC	F81002-2	2

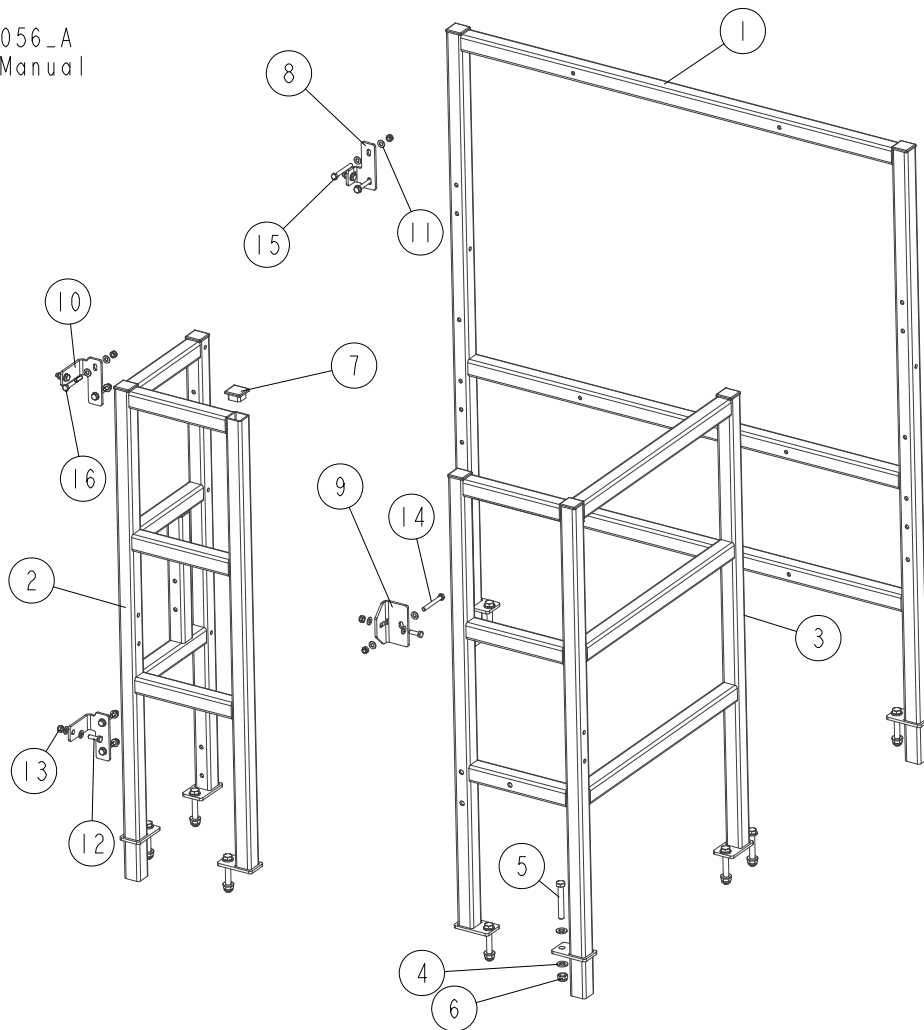
4.2 Control Box Assembly



REF.	DESCRIPTION (◆ Indicates Parts Available In Assemblies Only)	PART #	QTY
1	ANGLE, CONTROL BOC ARM	711493-1	1
2	ARM, LMX WALL ERGOTRON CONTROL BOX	512941	1
	BOX, WB2000 CONTROL	510268	1
3	BOX WELDMENT, WB2000 CONTROL	711138-1	1
4	GASKET, WB2000 CONTROL BOX	711141	1
5	PANEL, WB2000 CONTROL BOX FRONT	711142-1	1
6	BOLT, #10-24X1/2 PAN HEAD	F05015-17	14
7	PANEL, HMI MAGELIS HMIGT06310	512940	1
8	DECAL, WB2000 CONTROL BOX	512946	1
9	SWITCH, XB4 BS542 EMERGENCY STOP	086556	1
10	SWITCH, XB4 BG33 KEY	087350	1
11	CONTACT, ZBE101	087817	2
12	Switch, XB5AW73731B5 START/STOP	510254	2
13	DIAPHRAGM, M22-T-DD MOELLER	090462	1
14	WASHER, 4.3 FLAT ZINC	F81051-2	4
15	SCREW, M4X12 -5,8-B CROSS RECESSED PAN HEAD ZINC	F81011-43	4
16	LIGHT, LED YELLOW CONTROL	711548	2
17	SOCKET, USB 3.0 (M22-USB-SA)	514486	1
18	WASHER, 8.4 FLAT ZINC	F81054-1	4
19	BOLT, M8X30-5.8-B HEX HEAD FULL THREAD ZINC	F81002-2	2
20	NUT, M8 8 HEX NYLON ZINC LOCK	F81032-2	2

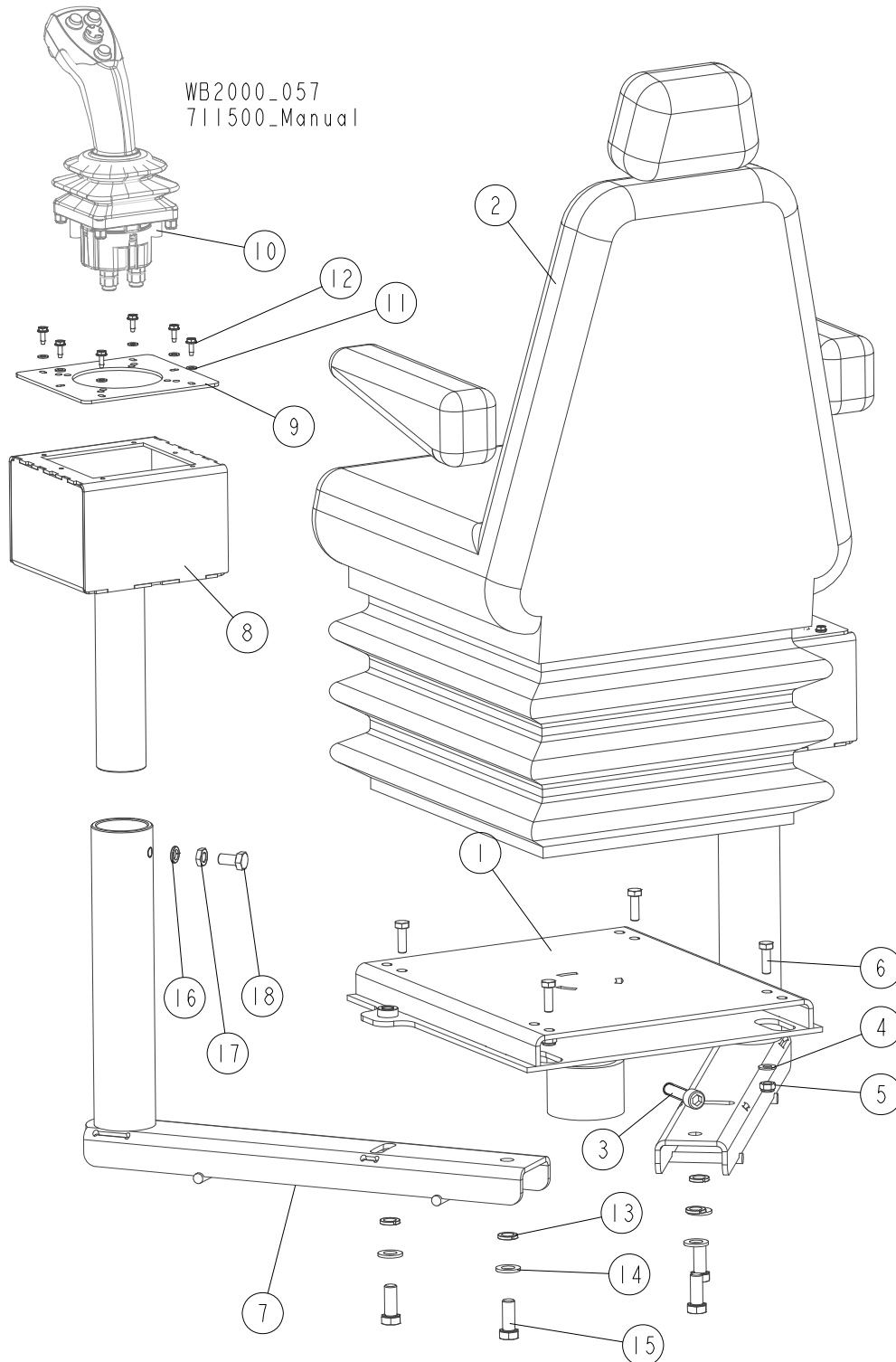
4.3 Rails

WB2000_056_A
711500_Manual



REF.	DESCRIPTION (◆ Indicates Parts Available In Assemblies Only)	PART #	QTY
	RAIL WELDMENT, FRONT	514741	1
1	RAIL WELDMENT, FRONT	514315-1	1
2	RAIL WELDMENT, REAR LEFT	514313-1	1
3	RAIL WELDMENT, REAR RIGHT	514311-1	1
4	WASHER, 13 FLAT ZINC	F81056-1	21
5	BOLT, M12X80 -8.8 HEX HEAD ZINC	F81004-46	9
6	NUT, M12 8 HEX NYLON ZINC LOCK	F81034-2	9
7	CAP, 40x40x(3-4) MOSS TUBE END	097480	8
8	WASHER, 8.4 FLAT ZINC	F81054-1	22
9	BOLT, M8X25-8.8-B HEX HEAD FULL THREAD ZINC	F81002-5	4
10	NUT, M8 8 HEX NYLON ZINC LOCK	F81032-2	11
11	BRACKET WELDMENT, WB2000 ELECTRIC BOX LOWER	711462-1	1
12	BRACKET, ELECTRIC BOX UPPER RIGHT	092648-1	1
13	BRACKET, ELECTRIC BOX UPPER LEFT	711459-1	2
14	BOLT, M8X70-8.8 HEX HEAD ZINC	F81002-71	1
15	BOLT, M8X65 5.8-FE/ZN5 HEX HEAD ZINC	F81002-3	2
16	BOLT, M8X60 8.8 HEX HEAD ZINC	F81002-54	4

4.4 Operator Seat & Joysticks



REF.	DESCRIPTION (◆ Indicates Parts Available in Assemblies Only)	PART #	QTY
1	BRACKET, OPERATOR SEAT MOUNT	711496-1	1
2	SEAT, CS85/C1 AR HD PVC OPERATOR	711482	1
3	SCREW, M12X45-8.8-B HEX SOCKET HEAD CAP ZINC	F81004-93	1
4	WASHER, 8.4 FLAT ZINC	F81054-1	4

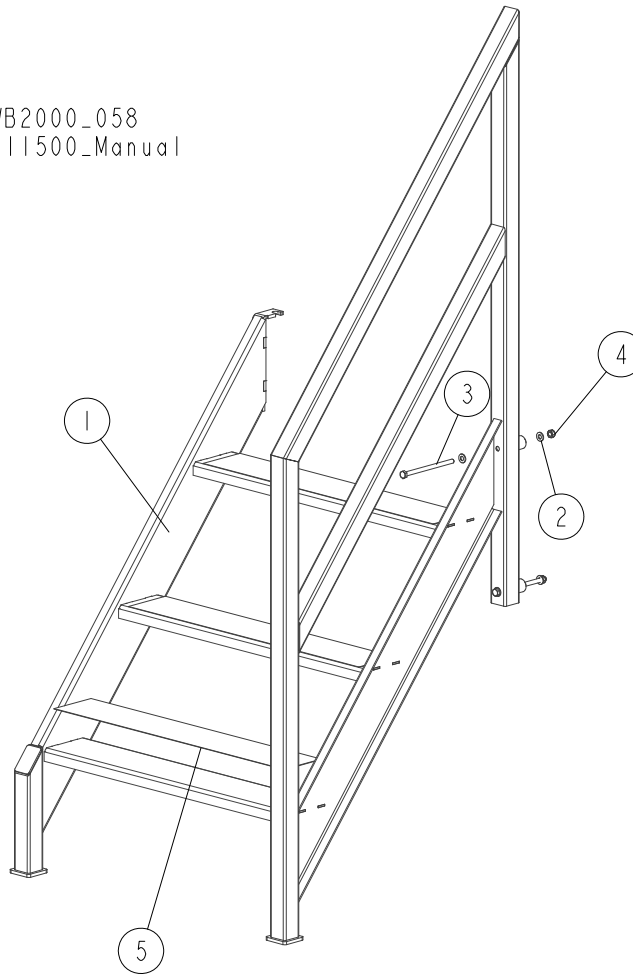
4

OPERATOR STAND*Operator Seat & Joysticks*

REF.	DESCRIPTION (◆ Indicates Parts Available In Assemblies Only)	PART #	QTY	
5	NUT, M8 8 HEX NYLON ZINC LOCK	F81032-2	4	
6	BOLT, M8X25-8.8-B HEX HEAD FULL THREAD ZINC	F81002-5	4	
7	ARM WELDMENT, JOYSTICK	711484-1	2	
8	BRACKET, JOYSTICK	711491-1	2	
9	PLATE, JOYSTICK MOUNTING	711492-1	2	
10	JOYSTICK, HJMST-000004	078360	2	
11	WASHER, 5.3 FLAT ZINC	F81052-1	12	
12	BOLT, #10-24X1/2 SELF-TAPPING	F05015-7	12	
13	WASHER, Z12.2 SPLIT LOCK ZINC	F81056-2	4	
14	WASHER, 13 FLAT ZINC	F81056-1	4	
15	BOLT, M12X30 8.8 HEX HEAD FULL THREAD ZINC	F81004-22	4	
16	WASHER, Z 10.2 SPLIT LOCK ZINC	F81055-2	2	
17	NUT, M10-04-A HEX THIN ZINC	F81033-6	2	
18	BOLT, M10X20-5.8 HEX HEAD FULL THREAD ZINC	F81003-1	2	

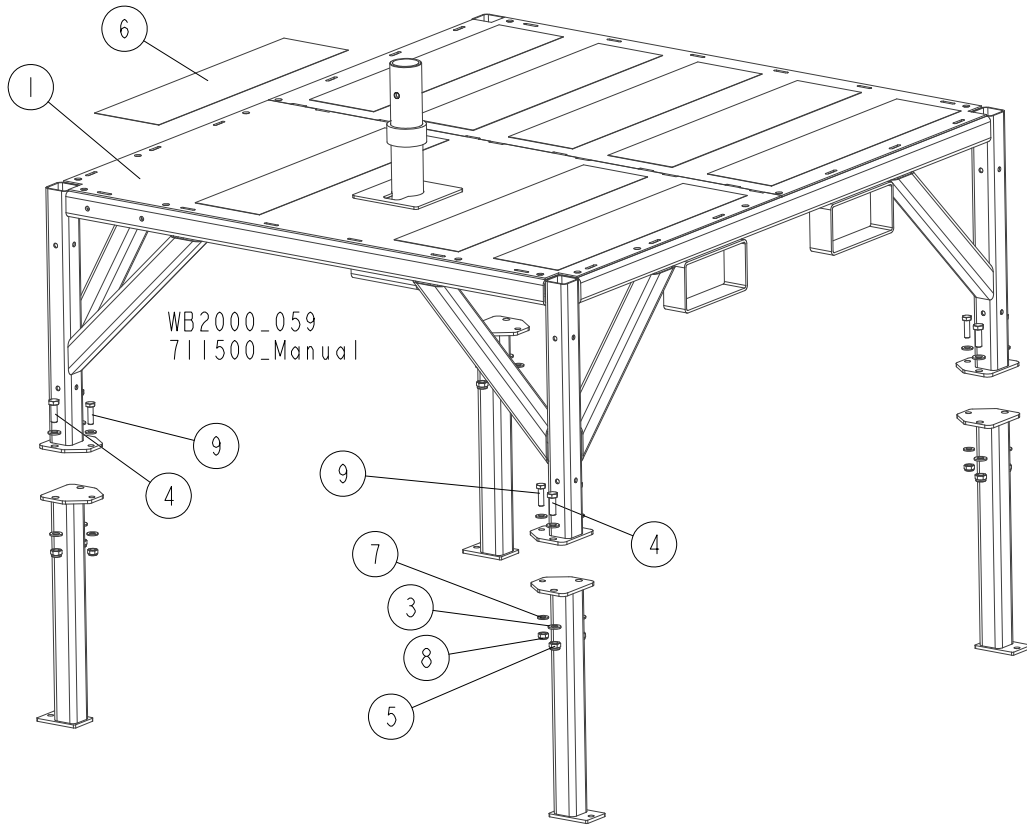
4.5 Operator Stand Ladder

WB2000_058
711500_Manual



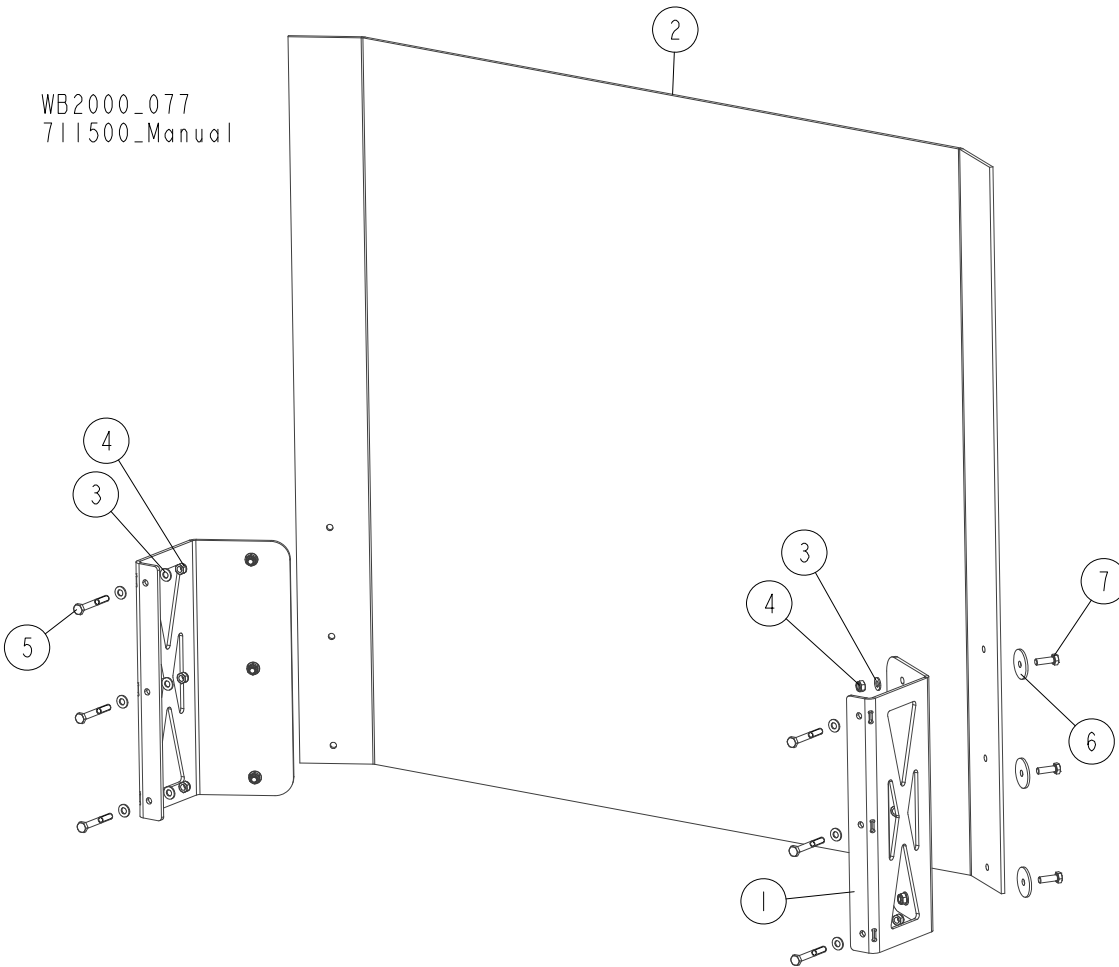
REF.	DESCRIPTION (◆ Indicates Parts Available In Assemblies Only)	PART #	QTY
1	LADDER, WB2000 OPERATOR STAND	711478-1	1
2	WASHER, 8.4 FLAT ZINC	F81054-1	4
3	BOLT, M18X130 -8.8 HEX HEAD ZINC	F81002-50	2
4	NUT, M8 8 HEX NYLON ZINC LOCK	F81032-2	2
5	PAD, NON-SKID STEP	711495	3

4.6 Operator Stand Base



REF.	DESCRIPTION (◆ Indicates Parts Available In Assemblies Only)	PART #	QTY
1	BASE WELDMENT, OPERATOR STAND	513437-1	1
2	LEG, OPERATOR STAND	513886-1	4
3	WASHER, 13 FLAT ZINC	F81056-1	16
4	BOLT, M12X35 8.8 HEX HEAD FULL THREAD ZINC	F81004-24	8
5	NUT, M12 8 HEX NYLON ZINC LOCK	F81034-2	8
6	PAD, NON-SKID	711494	9
7	WASHER, 10.5 FLAT ZINC	F81055-1	8
8	NUT, M10-8-B HEX NYLON ZINC LOCK	F81033-1	4
9	BOLT, M10X35 8.8 HEX HEAD FULL THREAD ZINC	F81003-17	4

4.7 Operator Guard

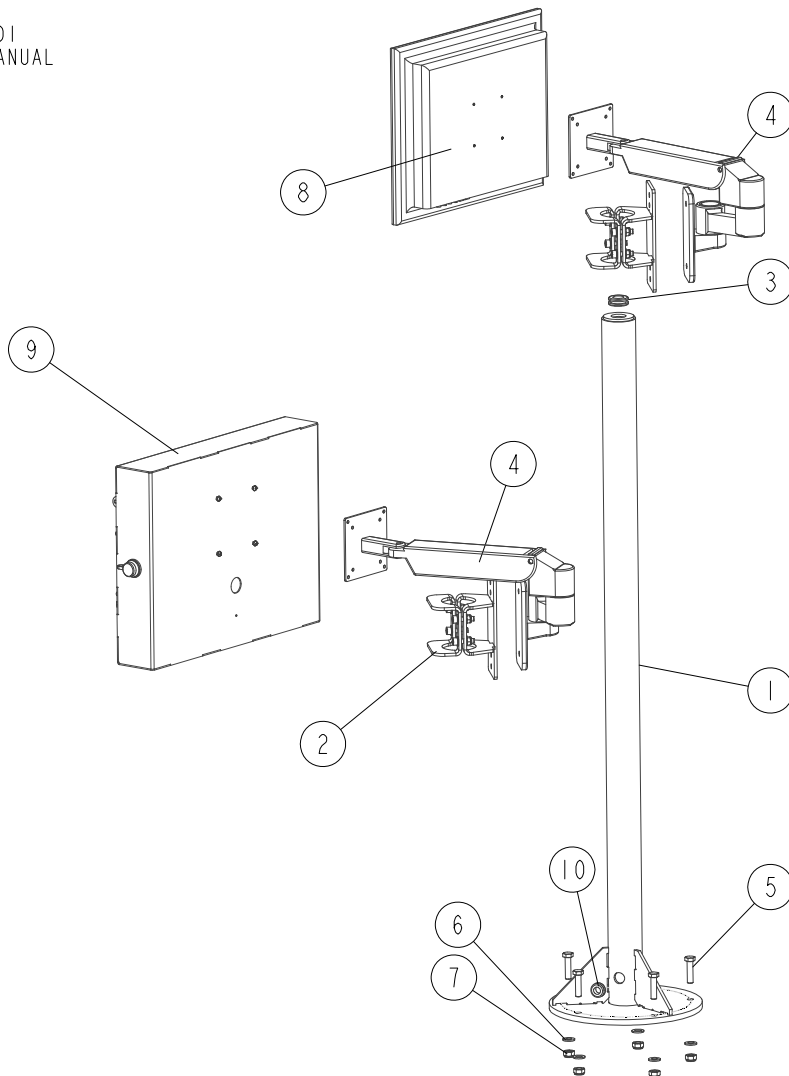


REF.	DESCRIPTION (* Indicates Parts Available in Assemblies Only)	PART #	QTY	
1	BRACKET, OPERATOR GUARD MOUNT	714591-1	2	
2	GUARD, WB2000 CONTROL BOX	714579	1	
3	WASHER, 8.4 FLAT ZINC	F81054-1	18	
4	NUT, M8-8-B HEX NYLON ZINC LOCK	F81032-2	12	
5	BOLT, M8X60 8.8 HEX HEAD ZINC	F81002-54	6	
6	WASHER, 8.3/40-3 ZINC-PLATED	094128-1	6	
7	BOLT, M8X25-8.8-B HEX HEAD FULL THREAD ZINC	F81002-5	6	

SECTION 5 OPERATOR STAND W/CAB (OPTION)

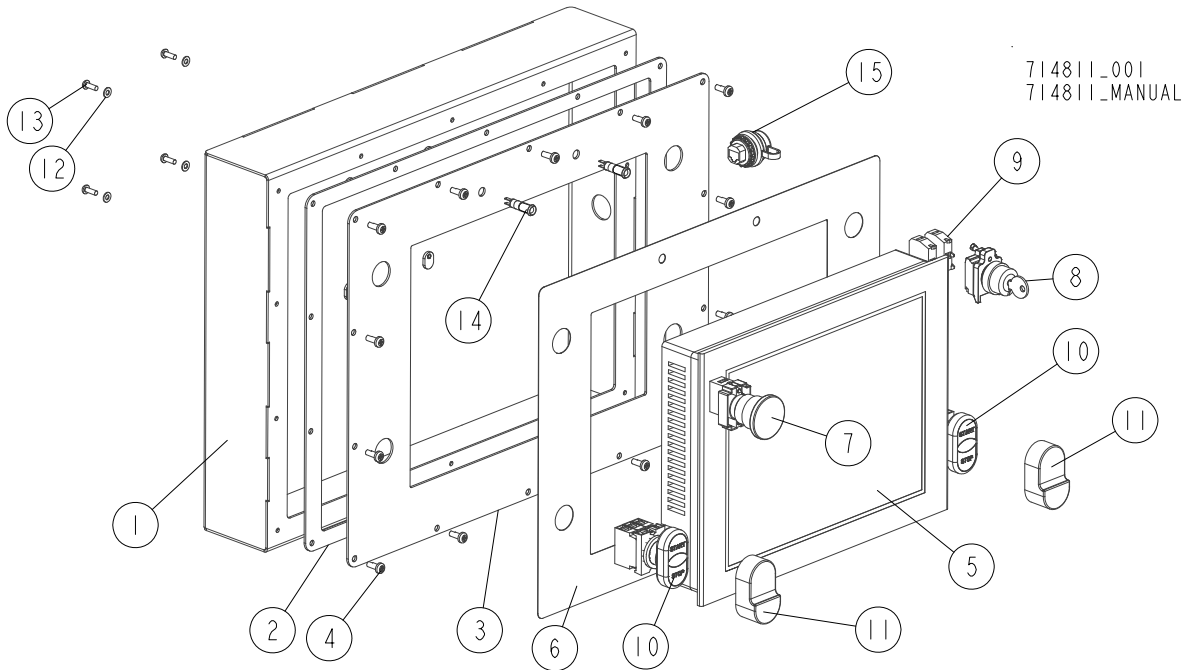
5.1 Control Box/Monitor Pedestal

713443_001
 713443_MANUAL



REF.	DESCRIPTION (* indicates parts available in assemblies only)	PART #	QTY
-	PEDESTAL ASSEMBLY, CONTROL BOX/MONITOR	713443	1
1	PEDESTAL, CONTROL BOX/MONITOR	713438-1	1
2	BRACKET, CONTROL BOX ARM MOUNT See Section 5.3	713444	2
3	GROMMET, 3/4 RUBBER	025247	1
4	ARM, MONITOR/CONTROL	512941	2
5	BOLT, M10X40-8.8 HEX HEAD FULL THREAD ZINC	F81003-16	5
6	WASHER, 10.5 FLAT ZINC	F81055-1	5
7	NUT, M10-8-B HEX NYLON ZINC LOCK	F81033-1	5
8	MONITOR, LCD CCTV 17RTVN	512959	1
9	BOX, WB2000 CONTROL See Section 5.2	714811	1
10	GROMMET, 20/13 RUBBER	086188	1

5.2 Control Box



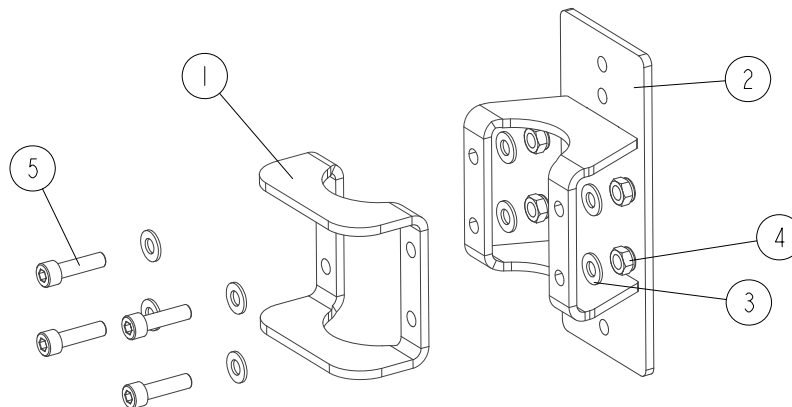
REF.	DESCRIPTION (* indicates parts available in assemblies only)	PART #	QTY
-	BOX,WB2000 CONTROL	714811	1
1	BOX WELDMENT, WB2000 CONTROL	711138-1	1
2	GASKET, WB2000 CONTROL BOX	711141	1
3	PANEL, WB2000 CONTROL BOX FRONT	711142-1	1
4	BOLT, #10-24X1/2 PAN HEAD	F05015-17	14
5	PANEL, HMI MAGELIS HMIGT06310	512940	1
6	DECAL, WB2000 CONTROL BOX	512946	1
7	SWITCH, XB4 BS542 EMERGENCY STOP	086556	1
8	SWITCH, XB4 BG33 KEY	087350	1
9	CONTACT, ZBE101	087817	2
10	SWITCH, XB5AW73731B5 START/STOP	510254	2
11	DIAPHRAGM, M22-T-DD MOELLER	090462	1
12	WASHER, 4.3 FLAT ZINC	F81051-2	4
13	SCREW,M4X12 -5,8-B CROSS RECESSED PAN HEAD ZINC	F81011-43	4
14	LIGHT, LED YELLOW CONTROL	711548	2
15	SOCKET, USB 3.0 (M22-USB-SA)	514486	1

5 OPERATOR STAND W/CAB (OPTION)

Control Box Arm Bracket

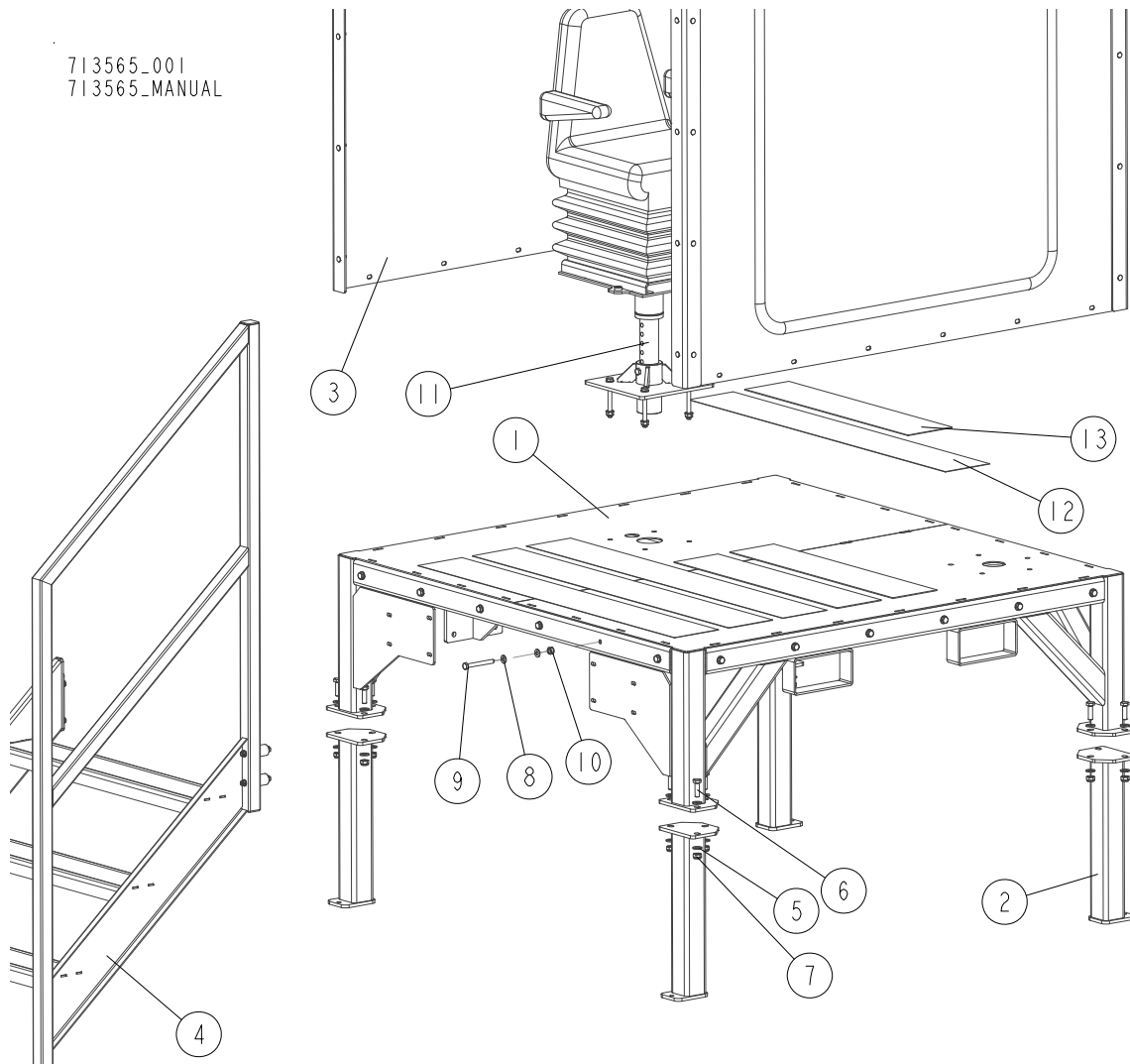
5.3 Control Box Arm Bracket

713444_001
713444_MANUAL



REF.	DESCRIPTION (* Indicates Parts Available in Assemblies Only)	PART #	QTY
	BRACKET, CONTROL BOX ARM MOUNT	713444	1
1	PLATE (1)	713445-1	1
2	BRACKET WELDMENT	713450-1	1
3	WASHER, 8.4 FLAT ZINC	F81054-1	8
4	NUT, M8-8-B HEX NYLON ZINC LOCK	F81032-2	4
5	SCREW, M8x30-8.8 HEX SOCKET HEAD CAP ZINC	F81002-31	4

5.4 Operator Stand Base



713565_001
713565_MANUAL

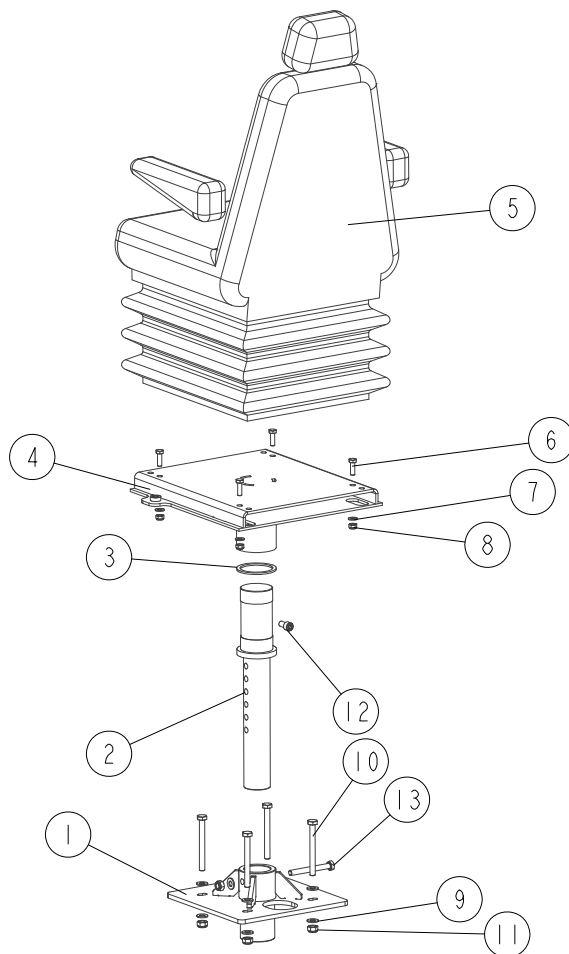
REF.	DESCRIPTION (* Indicates Parts Available in Assemblies Only)	PART #	QTY
	BASE, WB2000 OPERATOR STAND W/CAB	713565	1
1	BASE, WB2000 OPERATOR STAND	713374-1	1
2	LG, WB2000 OPERATOR STAND BASE	713360-1	4
3	CAB ASSY, INDUST OPERATOR See Section 5.3	058169	1
4	LADDER, COMPLETE See Section 5.6	713404	1
5	WASHER, 13 FLAT ZINC	F81056-1	24
6	BOLT, M12x40 8.8 HEX HEAD FULL THREAD ZINC	F81004-4	12
7	NUT, M12 8 HEX NYLON ZINC LOCK	F81034-2	12
8	WASHER, 10.5 FLAT ZINC	F81055-1	48
9	BOLT, M10x90-8.8-B HEX HEAD ZINC	F81003-66	24
10	NUT, M10-8-B HEX NYLON ZINC LOCK	F81033-1	24
11	SEAT ASSEMBLY, OPERATOR	713566	1
12	PAD, NON-SKID	713579	4
13	PAD, NON-SKID	713580	3

5 OPERATOR STAND W/CAB (OPTION)

Operator Seat

5.5 Operator Seat

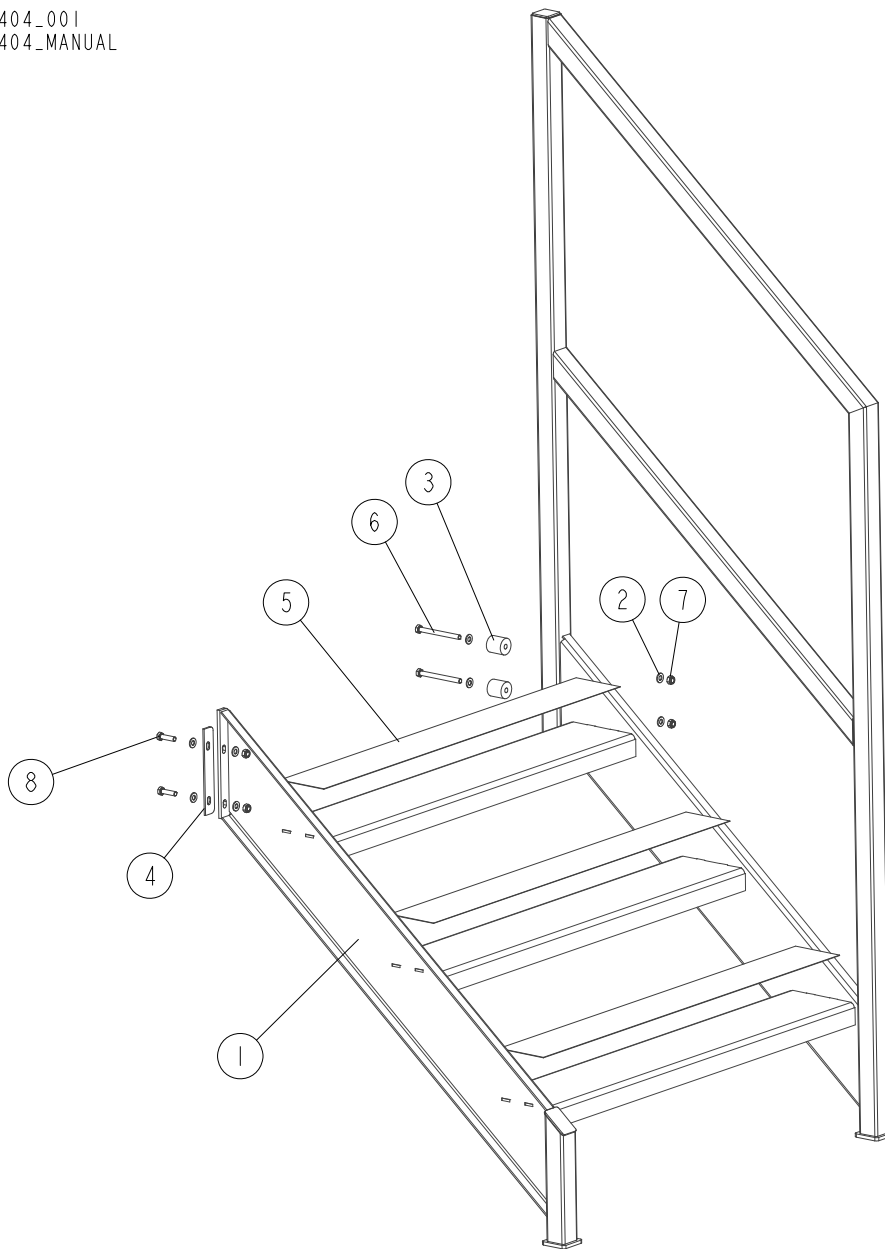
713566_001
713566_MANUAL



REF.	DESCRIPTION (* Indicates Parts Available in Assemblies Only)	PART #	QTY
	SEAT ASSEMBLY, OPERATOR	713566	1
1	MOUNT WELDMENT, WB2000 OPERATOR SEAT	713364-1	1
2	ROD, OPERATOR SEAT SUPPORT	713416-1	1
3	WASHER, SLIDE	713395	1
4	BRACKET, OPERATOR SEAT MOUNT	711496-1	1
5	SEAT, CS85/C1 AR HD PVC OPERATOR	711482	1
6	BOLT, M8x25-8.8-B HEX HEAD FULL THREAD ZINC	F81002-5	4
7	WASHER, 8.4 FLAT ZINC	F81054-1	4
8	Nut, M8-8-B Hex Nylon Zinc Lock	F81032-2	4
9	WASHER, 10.5 FLAT ZINC	F81055-1	9
10	BOLT, M10x100-8.8 HEX HEAD FULL THREAD ZINC	F81003-91	4
11	NUT, M10-8-B HEX NYLON ZINC LOCK	F81033-1	5
12	SCREW, M10x20 8.8 HEX SOCKET HEAD CAP ZINC	F81003-108	1
13	BOLT, M10x90-8.8-B HEX HEAD ZINC	F81003-66	1

5.6 Operator Stand Ladder

713404_001
713404_MANUAL



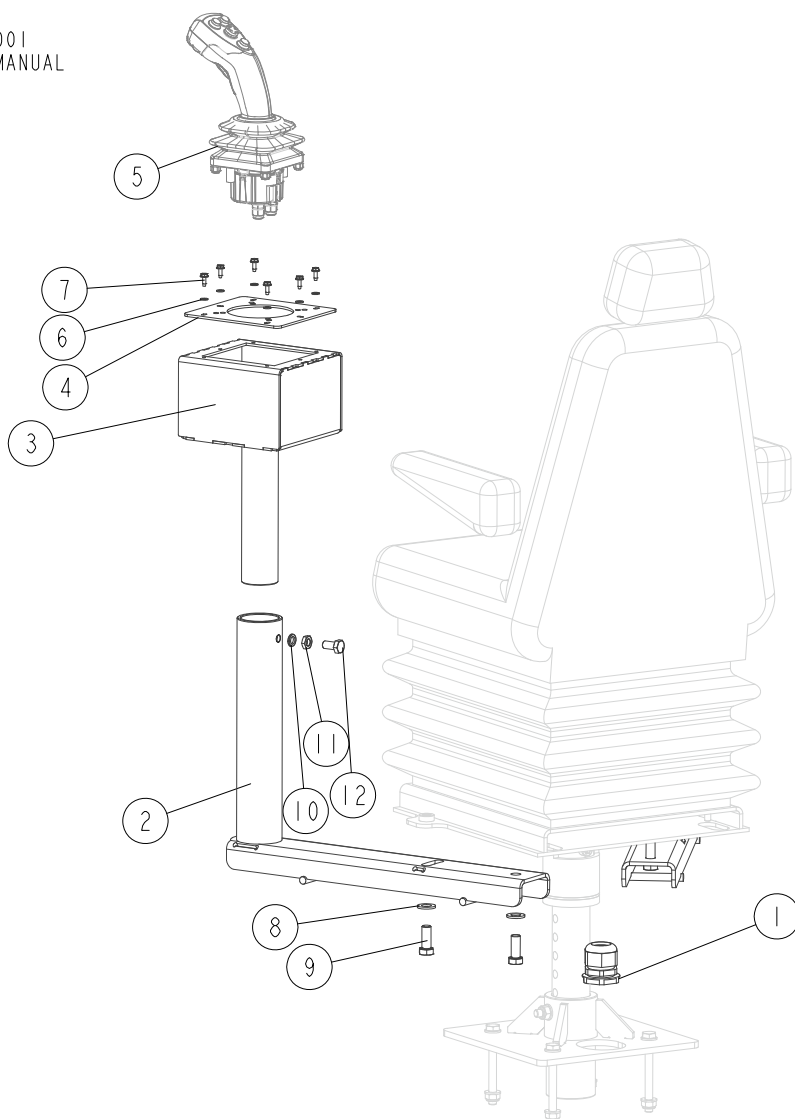
REF.	DESCRIPTION (* Indicates Parts Available in Assemblies Only)	PART #	QTY
	LADDER, OPERATOR STAND - COMPLETE	713404	1
1	LADDER, WB2000 OPERATOR STAND	713378-1	1
2	WASHER, 8.4 FLAT ZINC	F81054-1	8
3	BUSHING	713363-1	2
4	PLATE, MOUNTING	713402-1	1
5	PAD, NON-SKID STEP	713405	3
6	BOLT, M8X90-8.8 HEX HEAD FULL THREAD ZINC	F81002-16	2
7	NUT, M8-8-B HEX NYLON ZINC LOCK	F81032-2	4
8	BOLT, M8X30 8.8 HEX HEAD FULL THREAD ZINC	F81002-7	2

5 OPERATOR STAND W/CAB (OPTION)

Joysticks

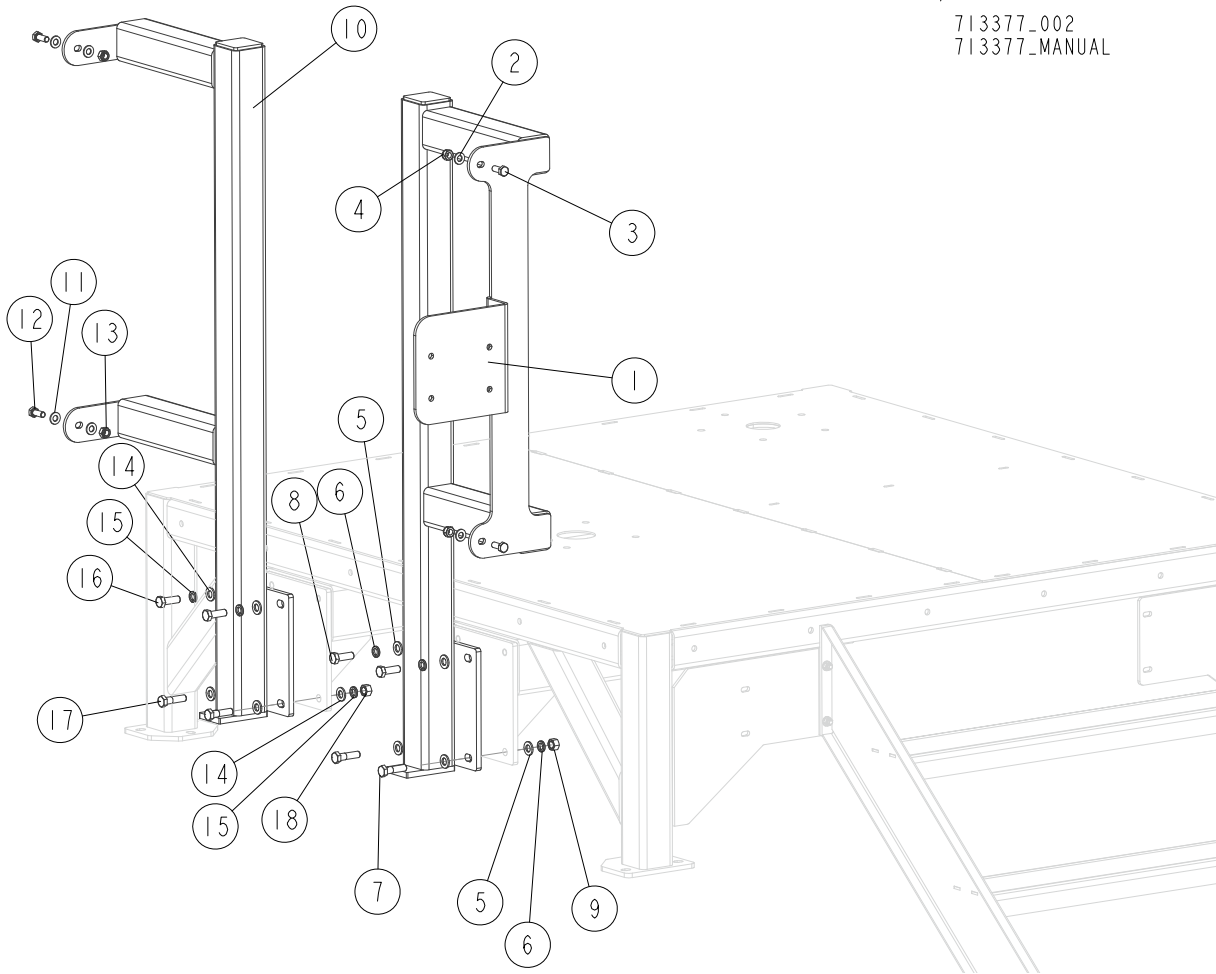
5.7 Joysticks

713377_001
713377_MANUAL



REF.	DESCRIPTION (* Indicates Parts Available in Assemblies Only)	PART #	QTY
1	GLAND, PG29 CABLE	F81096-1	1
2	ARM WELDMENT, JOYSTICK	711484	2
3	BRACKET, JOYSTICK	711491-1	2
4	PLATE, JOYSTICK MOUNTING	711492-1	2
5	Joystick, 5 Button (Otto)	069716	2
6	WASHER, 5.3 FLAT ZINC	F81052-1	12
7	BOLT, #10-24x1/2 SELF-TAPPING	F05015-7	12
8	WASHER, 13 FLAT ZINC	F81056-1	4
9	BOLT, M12X30 8.8 HEX HEAD FULL THREAD ZINC	F81004-22	4
10	WASHER, Z 10.2 SPLIT LOCK ZINC	F81055-2	2
11	NUT, M10-04-A HEX THIN ZINC	F81033-6	2
12	BOLT, M10X20-5.8 HEX HEAD FULL THREAD ZINC	F81003-1	2

5.8 Electric Box Brackets

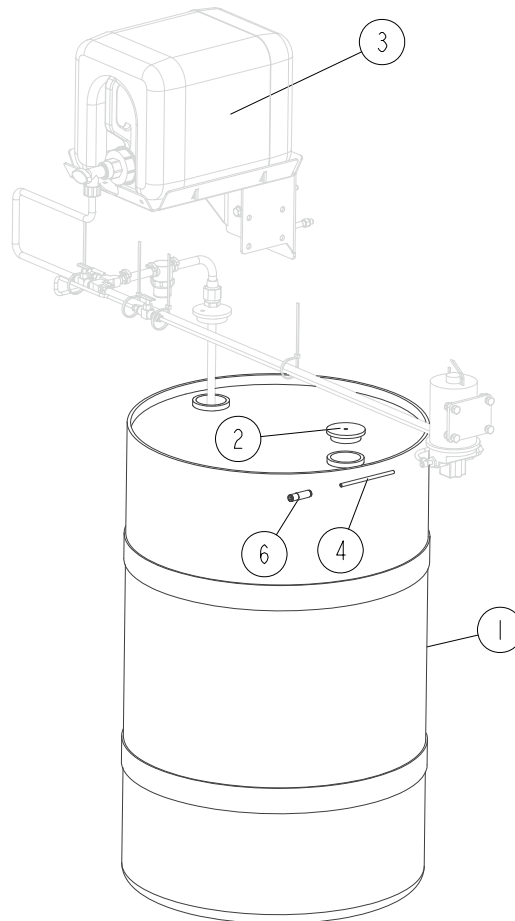


713377_002
713377_MANUAL

REF.	DESCRIPTION (* Indicates Parts Available in Assemblies Only)	PART #	QTY
	BRACKET, ELECTRIC BOX RIGHT	713435	1
1	BRACKET, ELECTRIC BOX	713417-1	1
2	WASHER, 10.5 FLAT ZINC	F81055-1	2
3	BOLT, M10X25 8.8 HEX HEAD FULL THREAD ZINC	F81003-11	2
4	NUT, M10-8-B HEX NYLON ZINC LOCK	F81033-1	2
5	WASHER, 13 FLAT ZINC	F81056-1	6
6	WASHER, Z12.2 SPLIT LOCK ZINC	F81056-2	4
7	BOLT, M12X45 8.8 HEX HEAD ZINC	F81004-32	2
8	BOLT, M12X35 8.8 HEX HEAD FULL THREAD ZINC	F81004-24	2
9	NUT, M12-8 HEX ZINC	F81034-1	2
	BRACKET, ELECTRIC BOX LEFT	713437	1
10	BRACKET, ELECTRIC BOX	713436-1	1
11	WASHER, 10.5 FLAT ZINC	F81055-1	4
12	BOLT, M10X25 8.8 HEX HEAD FULL THREAD ZINC	F81003-11	2
13	NUT, M10-8-B HEX NYLON ZINC LOCK	F81033-1	2
14	WASHER, 13 FLAT ZINC	F81056-1	6
15	WASHER, Z12.2 SPLIT LOCK ZINC	F81056-2	4
16	BOLT, M12X35 8.8 HEX HEAD FULL THREAD ZINC	F81004-24	2
17	BOLT, M12X45 8.8 HEX HEAD ZINC	F81004-32	2
18	NUT, M12-8 HEX ZINC	F81034-1	2

SECTION 6 BLADE LUBE ASSEMBLY

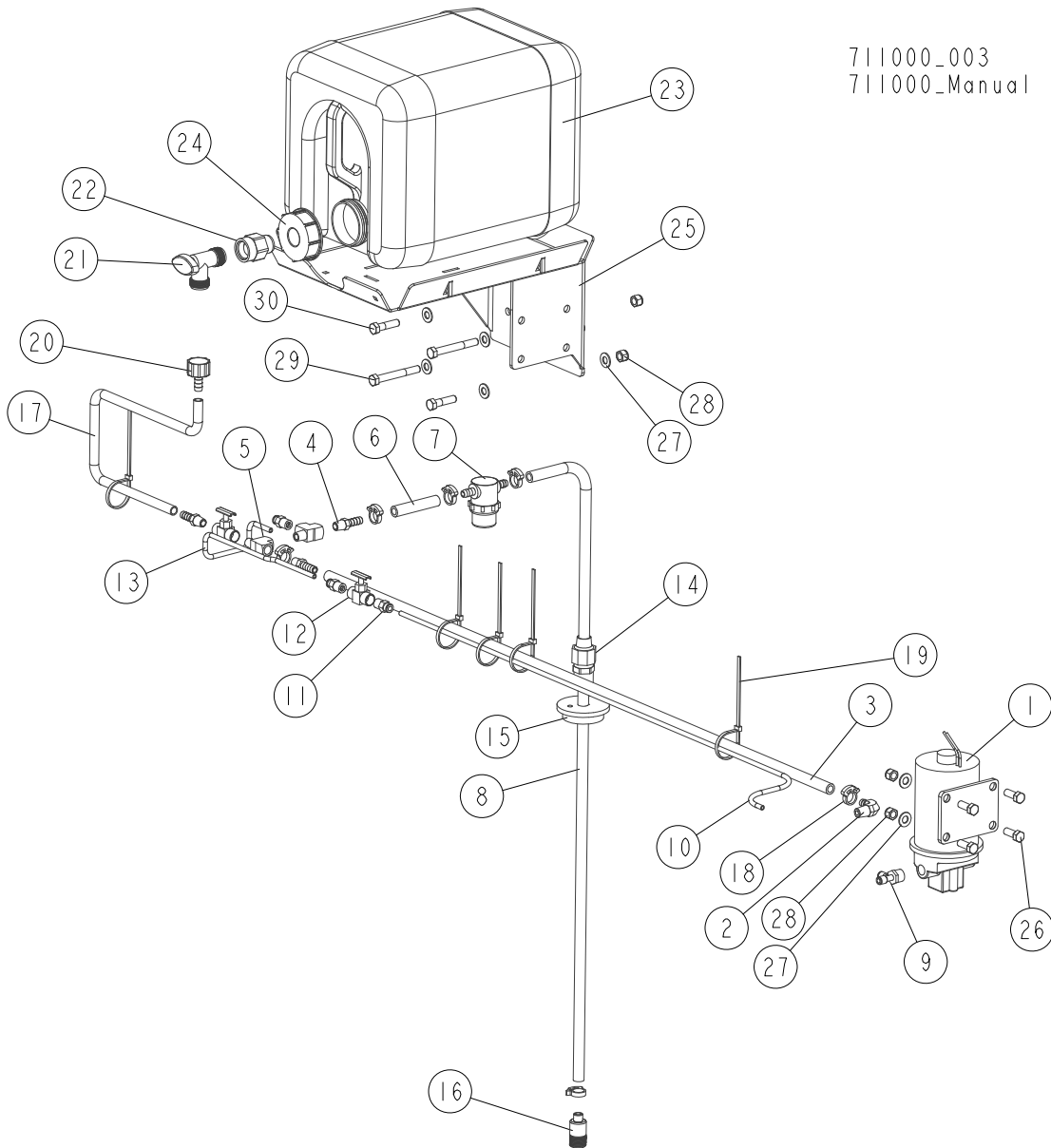
6.1 Blade Lube Assembly



711000_002
711000_Manual

REF.	DESCRIPTION (◆ Indicates Parts Available In Assemblies Only)	PART #	QTY	
	Lube System, WM3000	016926	1	
1	BARREL, PLASTIC	016784	1	
2	CAP, BARREL WITH 1/4 VENT	016786	1	
3	PUMP ASSY, LT300 LUBE See Section 6.2	016883	1	
4	TUBE, 1/4X100FT CHAIN FLEX PRESSURE	074018	1	
5	ASSY, CABLE	025249	1	
6	VALVE, 1/4 6PSI CHECK	016827	1	

6.2 Lube Pump Assembly



711000_003
 711000_Manual

REF.	DESCRIPTION (◆ Indicates Parts Available In Assemblies Only)	PART #	QTY
	Pump Assy, LT300 Lube	016883	1
1	PUMP ASSY, LUBE	050029	1
2	FITTING, 3/8NPT-3/8 ELBOW	P12708	1
3	HOSE, SUCTION 3/8X44	016829	1
4	FITTING, 1/4NPT-3/8 BARB	014685	3
5	FITTING, 1/4 TEE	P05382	2
6	HOSE, SUCTION 3/8X3	038494	1
7	FILTER 38 BARB LUBE	033447	1
8	HOSE, SUCTION 3/8X40	016884	1
9	FITTING, TEE 3/8NPT TO 1/4 TUBE MALE RUN	016961	1
10	HOSE, 1/4X40 PRESSURE	016885	1
11	FITTING, 1/4" NPT TO 1/4" TUBE STRAIGHT	P20903	3



BLADE LUBE ASSEMBLY

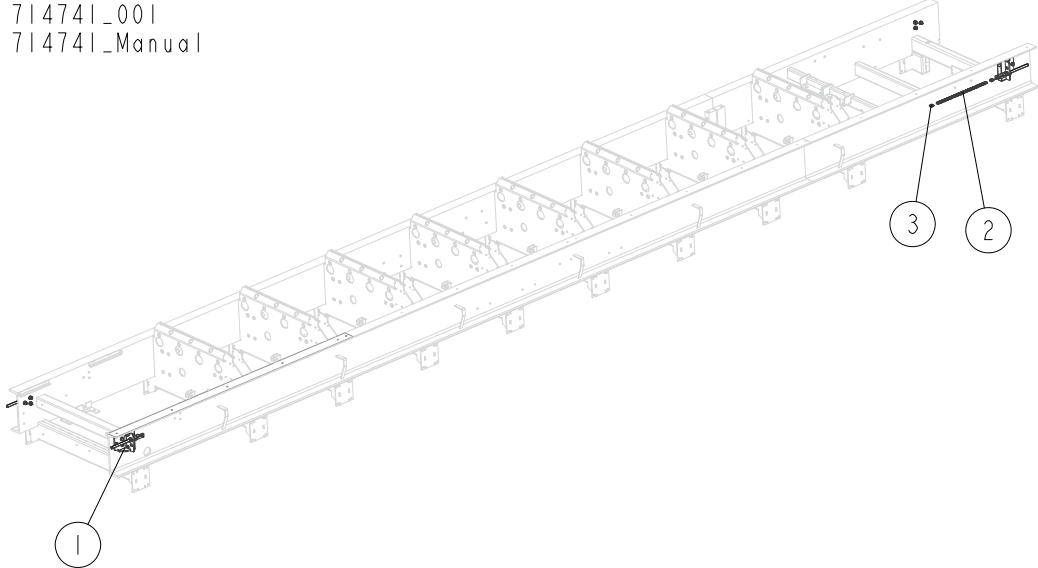
Lube Pump Assembly

REF.	DESCRIPTION (◆ Indicates Parts Available In Assemblies Only)	PART #	QTY	
12	VALVE, NEEDLE 1/4 NPT FEMALE BRASS	051392	2	
13	HOSE, 1/4X24 PRESSURE	016886	1	
14	COUPLER, 3/4" NPT X 1/2" POLY COMPRESSION	016935	1	
15	CAP, BARREL VENT	016785	1	
16	VALVE, 3/8" BARB FOOT CHECK	016939	1	
17	TUBE, 3/8IDX25 WATER LINE	038495	1	
18	CLAMP, SINGLE SNAP GRIP #38	016845	6	
19	TIE WRAP, 3/16 X 5 1/2" UV BLACK	F05089-3	5	
20	FITTING, 5/8-3/8 HOSE BARB	014113	1	
21	VALVE, 5/8 90° MALE SHUTOFF	014100	1	
22	FITTING, 3/4FPTX3/4MPT	014636	1	
23	BOTTLE, 5 GALLON WATER	014637	1	
24	CAP, WATER BOTTLE BUTTRESS THREAD	036745	1	
25	TRAY WELDMENT, LUBE SYSTEM	038498	1	
26	BOLT, 3/8-16X1 HEX HEAD GRADE 5	F05007-87	4	
27	WASHER, 3/8 FLAT ZINC	F05011-3	10	
28	NUT, M8 3 HEX NYLON ZINC LOCK	F05010-10	8	
29	BOLT, 3/8-16X3 HEX HEAD GRADE 5	F05007-73	2	
30	BOLT, 3/8-16X1 1/2 HEX HEAD GRADE 5 ZINC	F05007-78	2	

SECTION 7 BED FRAME ASSEMBLY

7.1 Power Feed Chain

714741_001
 714741_Manual

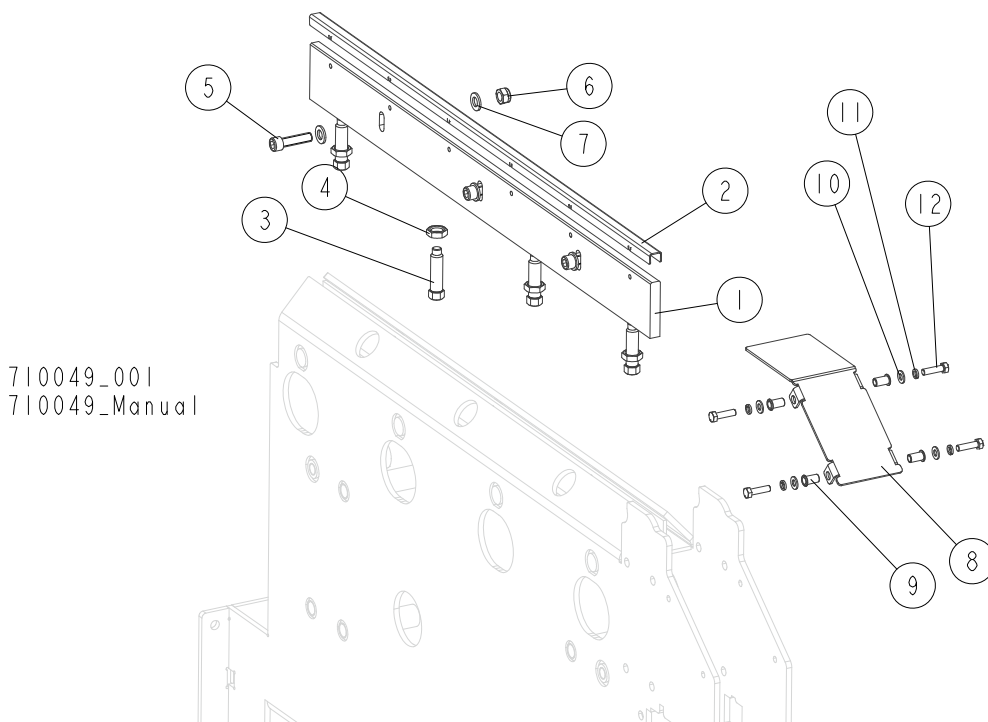


REF.	DESCRIPTION (◆ Indicates Parts Available in Assemblies Only)	PART #	QTY	
1	STOP ASSEMBLY, MAST See Section 7.13	713083	4	
2	CHAIN, 12B-1, L=9.3 m, M EC FRAME	714806	2	
	CHAIN, 12B-1, L=6.75 m, S EC FRAME	714807	2	
3	LINK, 12B-1PZ MASTER	090713	4	

7 BED FRAME ASSEMBLY

WB2000 Bed Rail Assembly

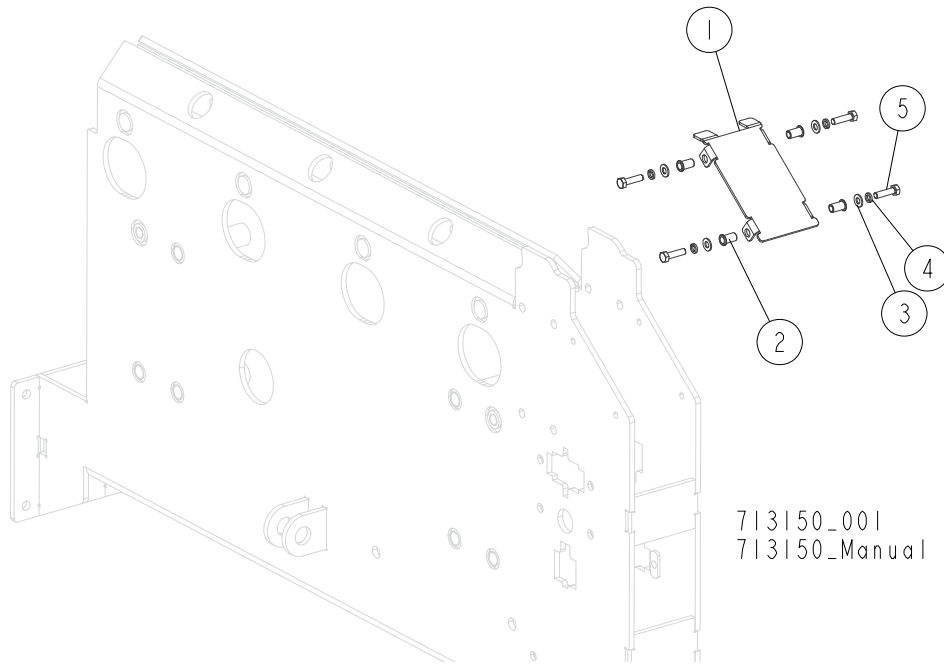
7.2 WB2000 Bed Rail Assembly



710049_001
710049_Manual

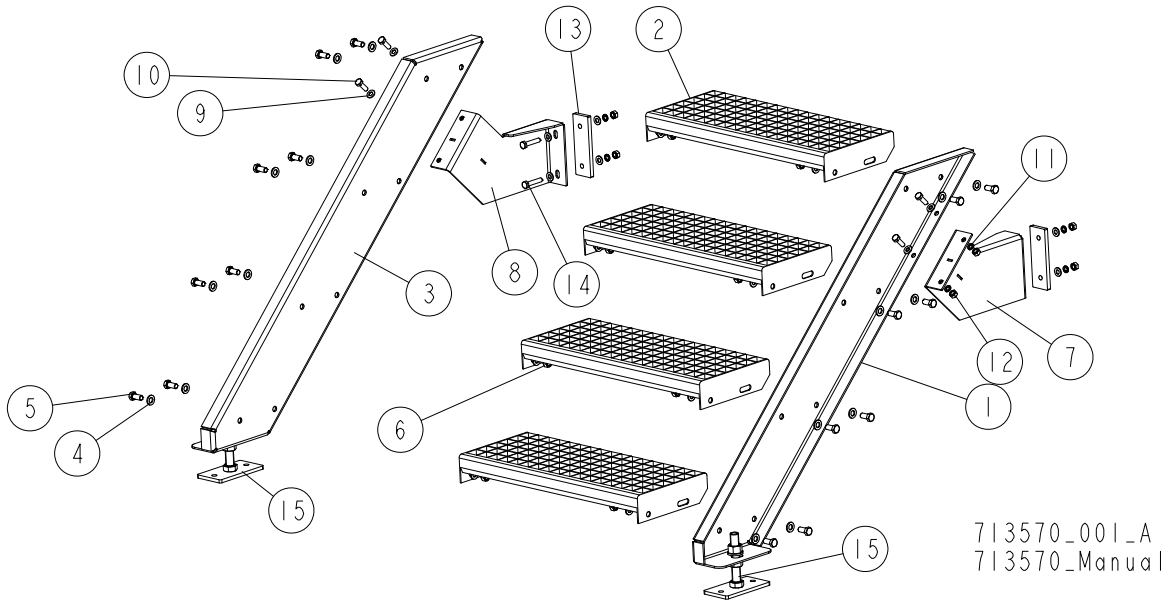
REF.	DESCRIPTION (◆ Indicates Parts Available in Assemblies Only)	PART #	QTY
	RAIL, BED - COMPLETE	710049	1
1	RAIL, WB2000 BED	710331-1	1
2	COVER, BED RAIL	710334	1
3	BOLT, M16x60-33H HEX ZINC SET W/FULL DOG POINT	F81006-56	4
4	NUT, M16 8 THIN ZINC	F81036-4	4
5	BOLT, M12X45 -8.8 HEX SOCKET HEAD CAP ZINC	F81004-93	3
6	NUT, M12-8 HEX NYLON ZINC LOCK	F81034-2	3
7	WASHER, 13 ZINC FLAT	F81056-1	6
	PLATE, CROSS BEAM COVER - COMPLETE (For bed rails without side support)	713152	1
8	PLATE, CROSS BEAM COVER	713151-1	1
9	NUT, M8 1.0-2.5 FTR-Z RIVET ZINC	F81032-9	4
10	WASHER, 8.4 FLAT ZINC	F81054-1	4
11	WASHER, 8.2 SPLIT LOCK ZINC	F81054-4	4
12	BOLT, M8x30-5.8 HEX HEAD FULL THREAD ZINC	F81002-2	4

7.3 WB2000 Cross Beam Cover



REF.	DESCRIPTION (◆Indicates Parts Available in Assemblies Only)	PART #	QTY
	COVER, CROSS BEAM - COMPLETE (For bed rails with side support)	713150	1
1	COVER, CROSS BEAM	713149-1	1
2	NUT, M8 1.0-2.5 FTR-Z RIVET ZINC	F81032-9	4
3	WASHER, 8.4 FLAT ZINC	F81054-1	4
4	WASHER, 8.2 SPLIT LOCK ZINC	F81054-4	4
5	BOLT, M8x30-5.8 HEX HEAD FULL THREAD ZINC	F81002-2	4

7.4 Ladder Assembly, Inspection Platform

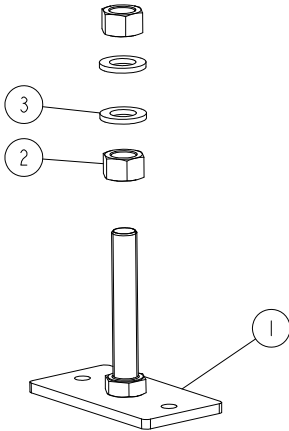


713570_001_A
713570_Manual

REF.	DESCRIPTION (◆ Indicates Parts Available in Assemblies Only)	PART #	QTY
	LADDER ASSEMBLY	713570	1
1	PLATE WELDMENT, LADDER RIGHT	713567-1	1
2	STEP, LADDER	713569	4
3	PLATE WELDMENT, LADDER LEFT	713568-1	1
4	WASHER, 13 FLAT ZINC	F81056-1	32
5	BOLT, M12X25-8.8 HEX HEAD FULL THREAD ZINC	F81004-31	16
6	NUT, M12-8 HEX ZINC	F81034-1	16
7	BRACKET, LADDER MOUNT (2)	713575-1	1
8	BRACKET, LADDER MOUNT (1)	713574-1	1
9	WASHER, 10.5 FLAT ZINC	F81055-1	16
10	BOLT, M10X30 5.8 HEX HEAD FULL THREAD ZINC	F81003-2	4
11	WASHER, Z 10.2 SPLIT LOCK ZINC	F81055-2	8
12	NUT, M10 8 HEX ZINC	F81033-3	8
13	PLATE, SPACER	713581-1	2
14	BOLT, M10X50-8.8 HEX HEAD FULL THREAD ZINC	F81003-4	4
15	FOOT ASSEMBLY See Section 7.5	514997	2

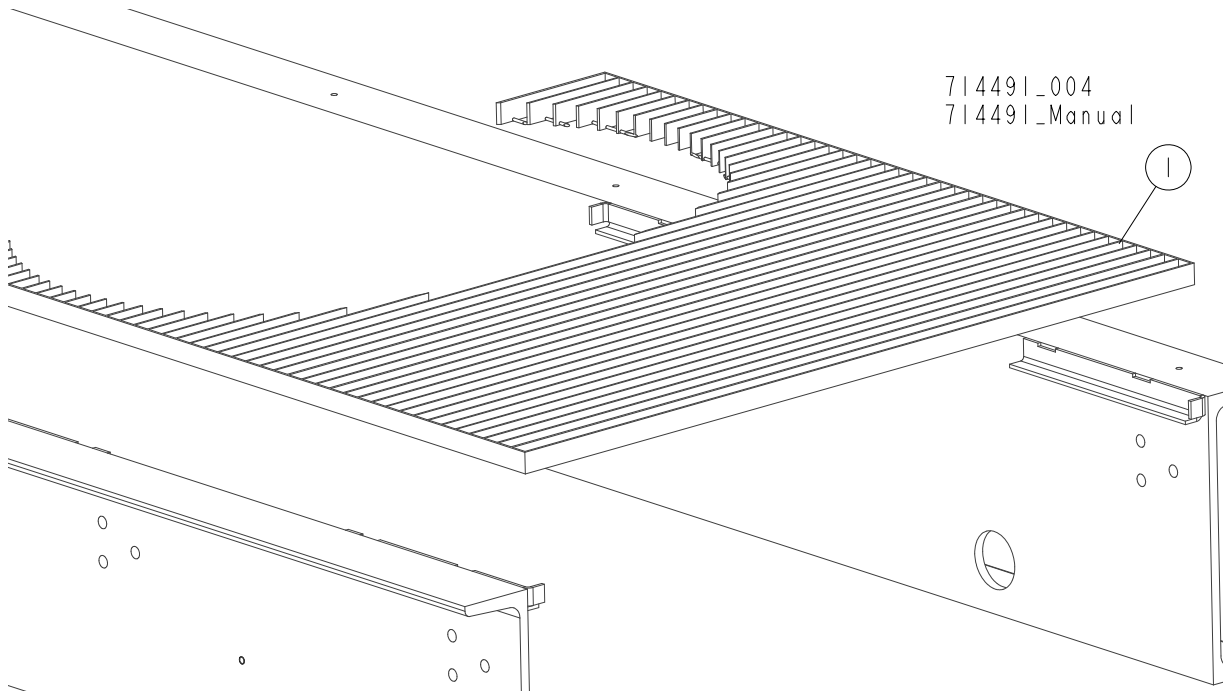
7.5 Foot Assembly, Platform Ladder

514997_001
 514997_MANUAL



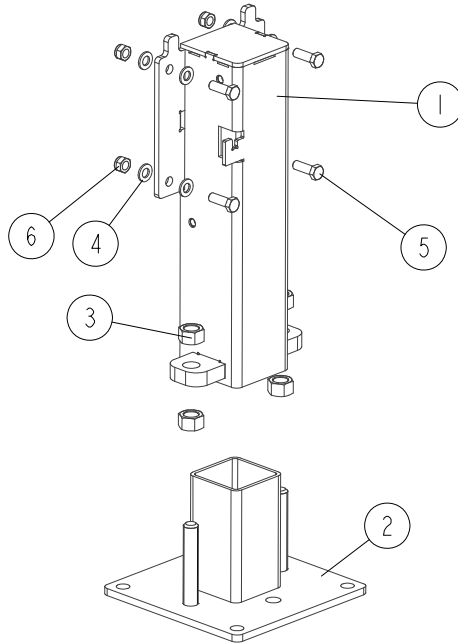
REF.	DESCRIPTION (* indicates parts available in assemblies only)	PART #	QTY	
-	FOOT, LT15 BED - COMPLETE	514997	1	
1	FOOT WELDMENT, LT15 BED	514996-1	1	
2	NUT, M20-8- HEX ZINC	F81037-1	2	
3	WASHER, 21 FLAT ZINC	F81059-2	2	

7.6 Inspection Platform Grid



REF.	DESCRIPTION (◆Indicates Parts Available in Assemblies Only)	PART #	QTY	
1	GRID, 1180X1180X30 INSPECTION PLATFORM	710988-1	1	

7.7 Leg Assembly



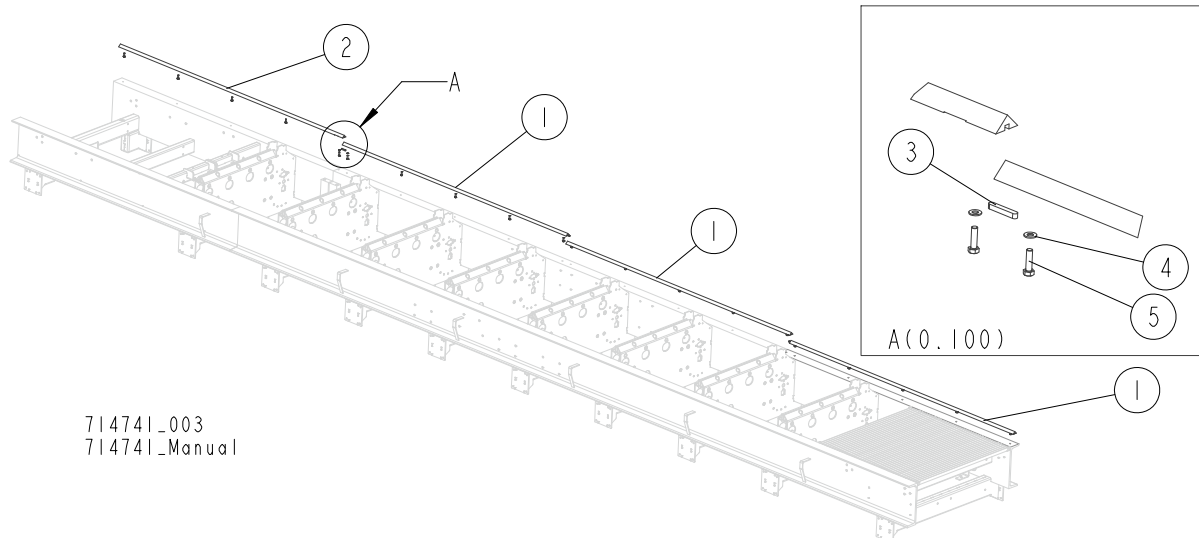
714423_001
 714423_Manual

REF.	DESCRIPTION (◆ Indicates Parts Available in Assemblies Only)	PART #	QTY
	LEG ASSEMBLY	714423	1
1	LEG, WB2000 BED	714424-1	1
2	FOOT WELDMENT, BED LEG	510897-1	1
3	NUT, M20-8- HEX ZINC	F81037-1	4
4	WASHER, 13 FLAT ZINC	F81056-1	8
5	BOLT, M12X35 8.8 HEX HEAD FULL THREAD ZINC	F81004-24	4
6	NUT, M12 8 HEX NYLON ZINC LOCK	F81034-2	4

7 BED FRAME ASSEMBLY

Angle Set, "M" Bed Frame

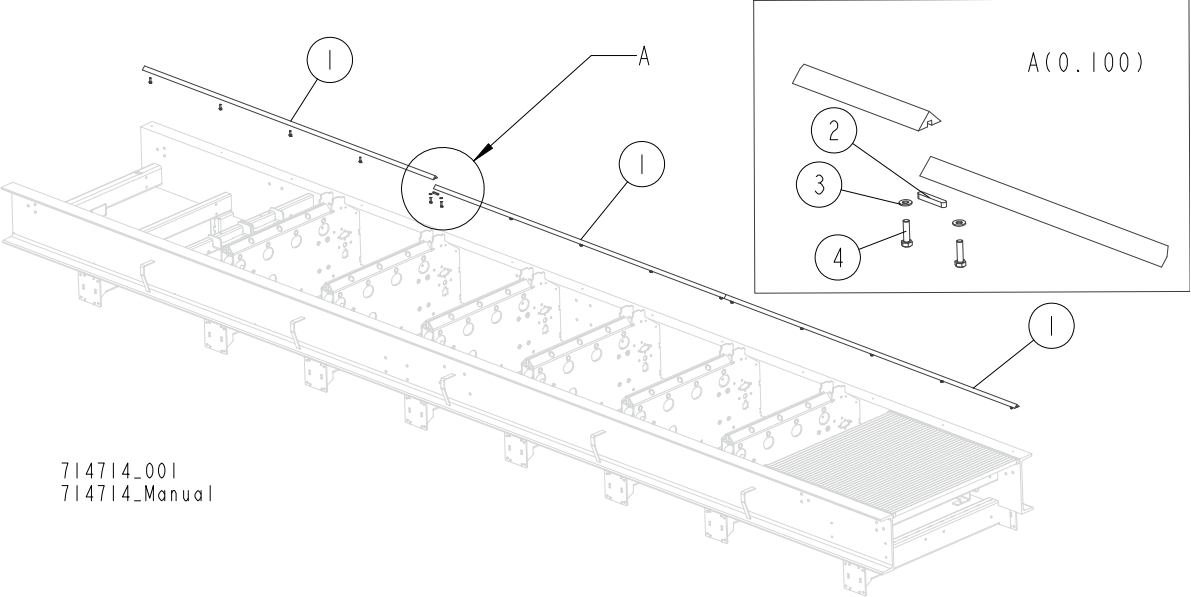
7.8 Angle Set, "M" Bed Frame



714741_003
714741_Manual

REF.	DESCRIPTION (◆ Indicates Parts Available in Assemblies Only)	PART #	QTY
	ANGLE SET, WB2000 BED	714554	1
1	ANGLE, WB2000 BED	710303	3
2	ANGLE, WB2000 BED	714556	1
3	KEY, A8X7X50 PARALLEL	088563	3
4	WASHER, 8.4 FLAT ZINC	F81054-1	20
5	BOLT, M8X30-5.8-B HEX HEAD FULL THREAD ZINC	F81002-2	20

7.9 Angle Set, "S" Bed Frame

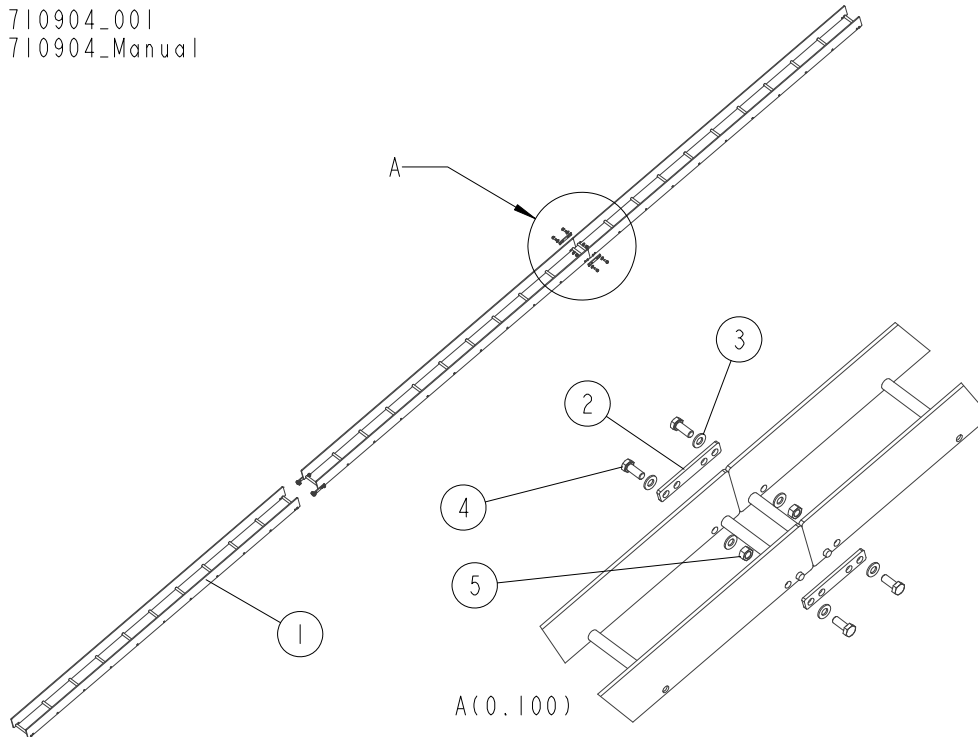


714714_001
 714714_Manual

REF.	DESCRIPTION (◆ Indicates Parts Available in Assemblies Only)	PART #	QTY
	ANGLE SET, WB2000 BED	714665	1
1	ANGLE, WB2000 BED	714493	3
2	KEY, A8X7X50 PARALLEL	088563	2
3	WASHER, 8.4 FLAT ZINC	F81054-1	15
4	BOLT, M8X30-5.8-B HEX HEAD FULL THREAD ZINC	F81002-2	15

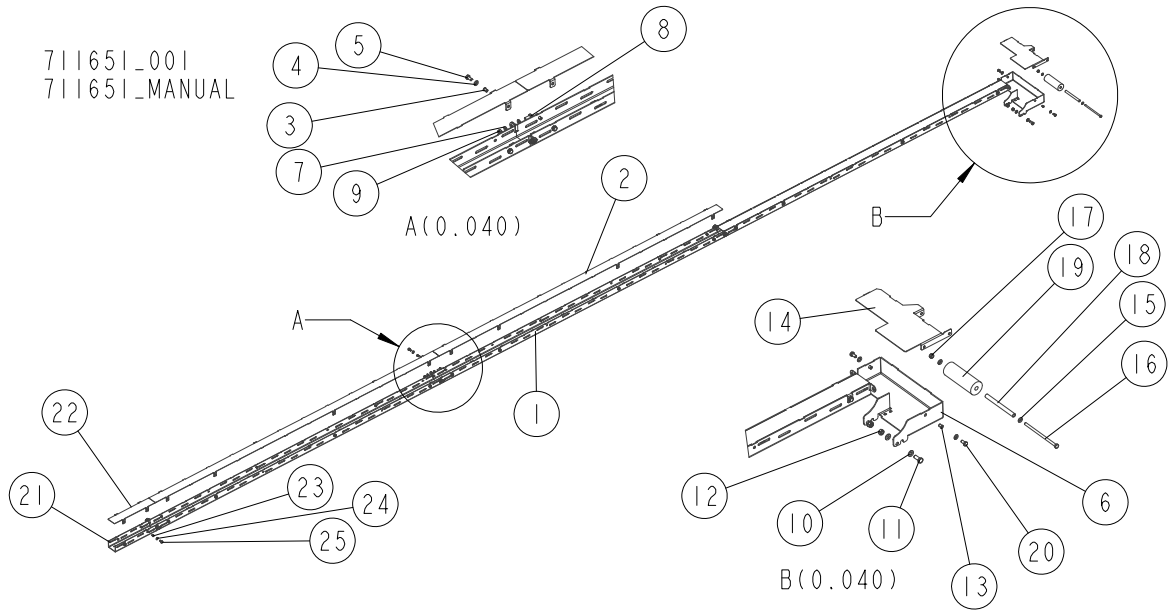
7.10 Wireway Assembly

710904_001
710904_Manual



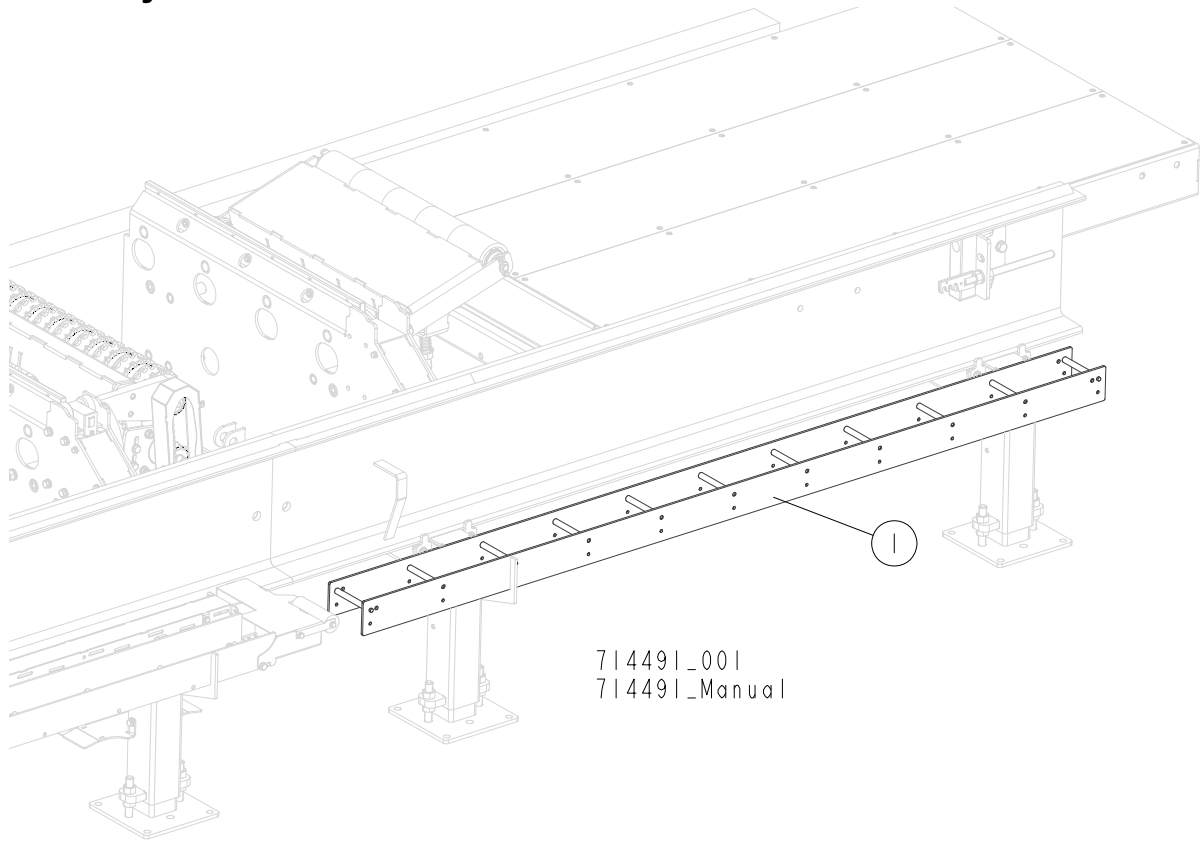
REF.	DESCRIPTION (◆Indicates Parts Available in Assemblies Only)	PART #	QTY	QTY
	WIREWAY, WB2000 BED - COMPLETE ("M" FRAME)	714974	1	-
	WIREWAY, WB2000 BED - COMPLETE ("S" FRAME)	716885	-	1
1	WIREWAY WELDMENT, WB2000	714973-1	3	2
2	BAR, WIREWAY	710903-1	4	2
3	WASHER, 10.5 FLAT ZINC	F81055-1	16	8
4	BOLT, M10X25 8.8 HEX HEAD FULL THREAD ZINC	F81003-11	8	4
5	NUT, M10 8 HEX ZINC	F81033-3	8	4

7.11 Cable Duct Set



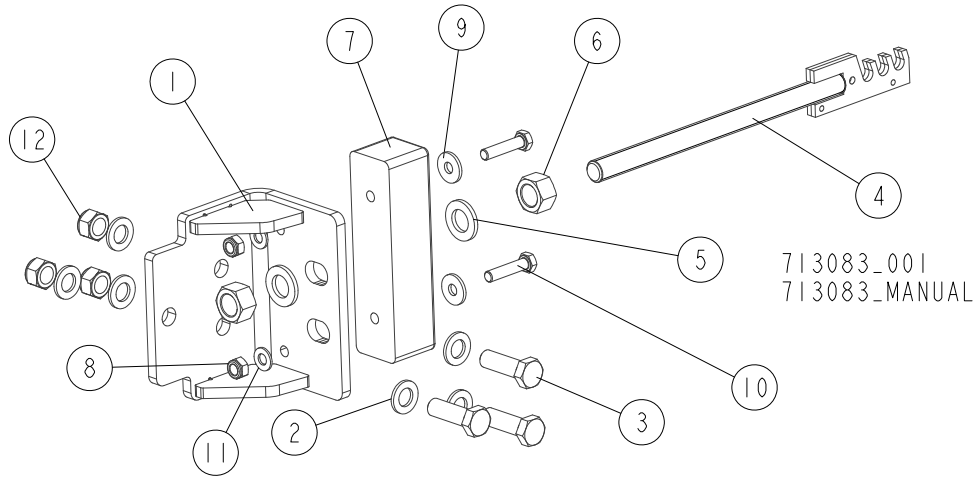
REF.	DESCRIPTION (◆Indicates Parts Available in Assemblies Only)	PART #	QTY	QTY
	CABLE DUCT SET, WB2000 "M" FRAME	714967	1	-
	CABLE DUCT SET, WB2000 "S" FRAME	716884	-	1
	DUCT, CABLE - COMPLETE	711910	3	2
1	DUCT, WB2000 CABLE	711644-1	1	1
2	COVER, CABLE DUCT	711646-1	1	1
3	NUT, M6 RIVET	F81033-18	8	8
4	WASHER, 8.4 FLAT ZINC	F81054-1	8	8
5	BOLT, M8X16-8.8-B HEX HEAD FULL THREAD ZINC	F81002-20	8	8
6	BRACKET, CABLE CHAIN CONNECTION	714966-1	1	1
7	WASHER, 8.4 FLAT ZINC	F81054-1	14	10
8	BOLT, M8X20 5.8 HEX HEAD FULL THREAD ZINC	F81002-1	6	4
9	NUT, M8 8 HEX NYLON ZINC LOCK	F81032-2	6	4
10	WASHER, 10.5 FLAT ZINC	F81055-1	4	4
11	BOLT, M10X25 8.8 HEX HEAD FULL THREAD ZINC	F81003-11	2	2
12	NUT, M10 8 HEX ZINC	F81033-3	2	2
13	NUT, M6 RIVET	F81033-18	2	2
	COVER W/ROLLER	714965	1	1
14	COVER, CONNECTION BRACKET	714964-1	1	1
15	WASHER, 8.4 FLAT ZINC	F81054-1	2	2
16	BOLT, M8X230-8.8-B HEX HEAD ZINC	F81002-111	1	1
17	NUT, M8 8 HEX NYLON ZINC LOCK	F81032-2	1	1
18	BUSHING, 9/14-142.5	714963-1	1	1
19	ROLLER	714962	1	1
20	BOLT, M8X16-8.8-B HEX HEAD FULL THREAD ZINC	F81002-20	2	2
	DUCT, CABLE - COMPLETE	713250	1	1
21	DUCT, WB2000 CABLE	713251-1	1	1
22	COVER, CABLE DUCT	713252-1	1	1
23	NUT, M6 RIVET	F81033-18	7	7
24	WASHER, 8.4 FLAT ZINC	F81054-1	4	4
25	BOLT, M8X16-8.8-B HEX HEAD FULL THREAD ZINC	F81002-20	4	4

7.12 Wireway



REF.	DESCRIPTION (◆ Indicates Parts Available in Assemblies Only)	PART #	QTY	
	WIREWAY WELDMENT	714970-1	1	

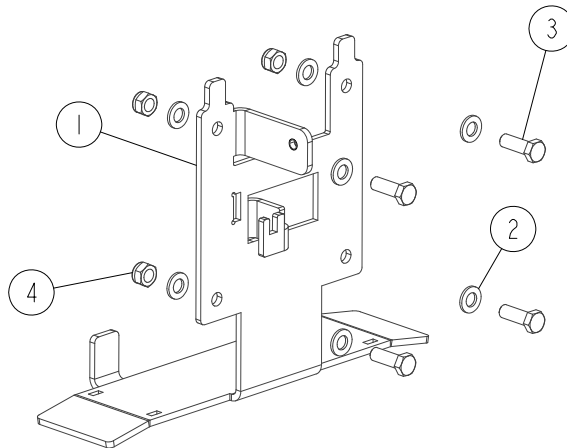
7.13 Mast Stop Assembly



REF.	DESCRIPTION (◆ Indicates Parts Available in Assemblies Only)	PART #	QTY
	STOP ASSEMBLY, MAST	713083	1
1	STOP WELDMENT, MAST	713084-1	1
2	WASHER, 17 SPLIT LOCK ZINC	F81058-1	6
3	BOLT, M16X50-8.8 HEX HEAD FULL THREAD ZINC	F81006-38	3
4	TENSIONER, 12B1 CHAIN	713087-1	1
5	WASHER, 21 FLAT ZINC	F81059-2	2
6	NUT, M20-8- HEX ZINC	F81037-1	2
7	BUMPER, RUBBER	089717	1
8	NUT, M10-8-B HEX NYLON ZINC LOCK	F81033-1	2
9	WASHER, 10.5 SPECIAL FLAT ZINC	F81055-6	2
10	BOLT, M10X45 HEX HEAD FULL THREAD ZINC	F81003-3	2
11	WASHER, 10.5 FLAT ZINC	F81055-1	2
12	NUT, M16-8 HEX NYLON ZINC LOCK	F81036-2	3

7.14 Hydraulic Hose Hanger

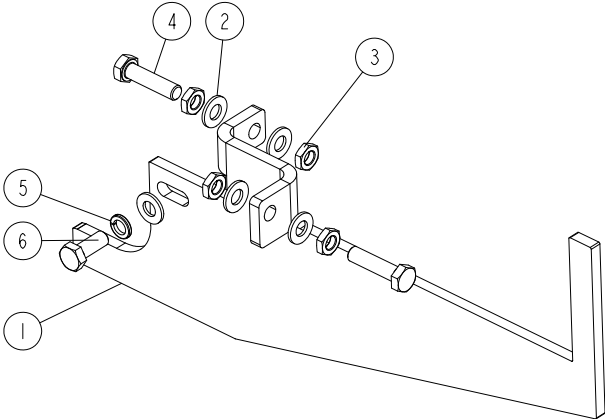
713995_001
 713995_Manual



REF.	DESCRIPTION (◆Indicates Parts Available in Assemblies Only)	PART #	QTY
	HANGER, HYDRAULIC HOSE - COMPLETE	713995	1
1	PLATE, HYDRAULIC HOSE HANGER	713905-1	1
2	WASHER, 13 FLAT ZINC	F81056-1	8
3	BOLT, M12X35 8.8 HEX HEAD FULL THREAD ZINC	F81004-24	4
4	NUT, M12 8 HEX NYLON ZINC LOCK	F81034-2	4

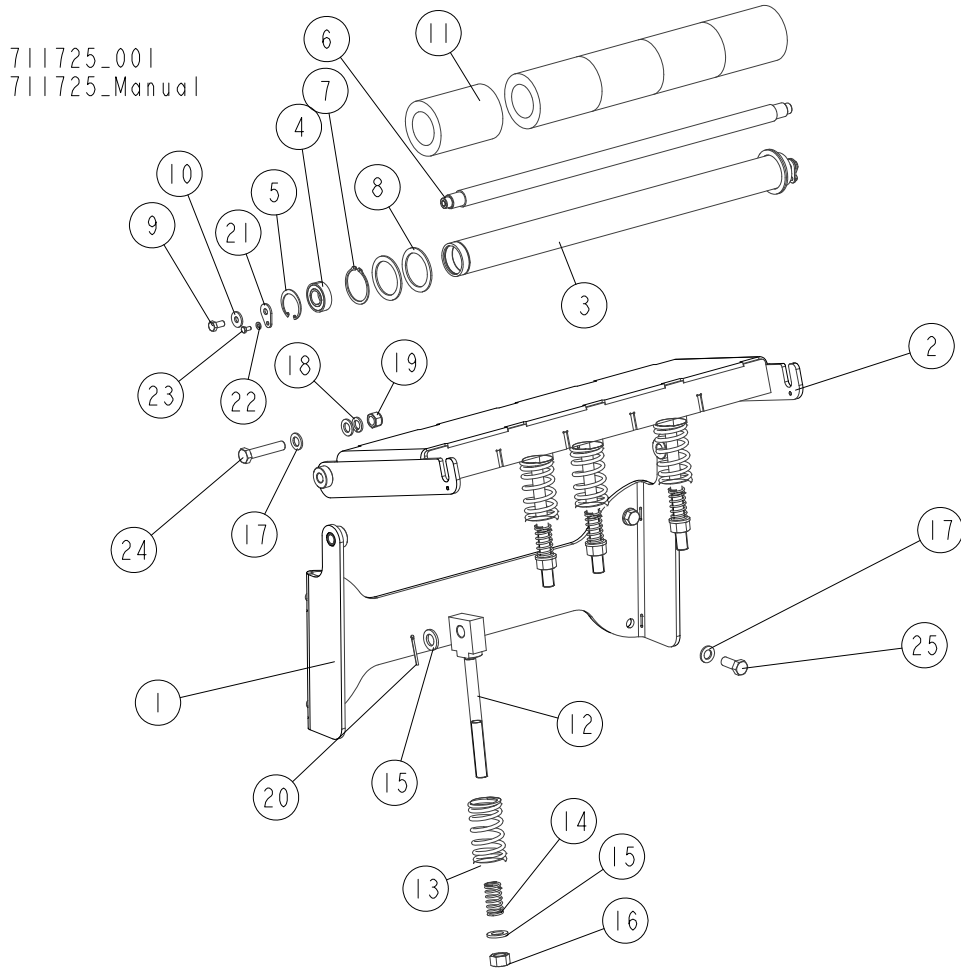
7.15 Wireway Bracket

714969_001
714969_MANUAL



REF.	DESCRIPTION (◆Indicates Parts Available in Assemblies Only)	PART #	QTY
	PLATE, WIREWAY BRACKET - COMPLETE	714969	1
1	PLATE, WIREWAY BRACKET	714968-1	1
2	WASHER, 10.5 FLAT ZINC	F81055-1	5
3	NUT, M10-04-A HEX THIN ZINC	F81033-6	4
4	BOLT, M10X40-8.8 HEX HEAD FULL THREAD ZINC	F81003-16	2
5	WASHER, Z 10.2 SPLIT LOCK ZINC	F81055-2	1
6	BOLT, M10X25 8.8 HEX HEAD FULL THREAD ZINC	F81003-11	1

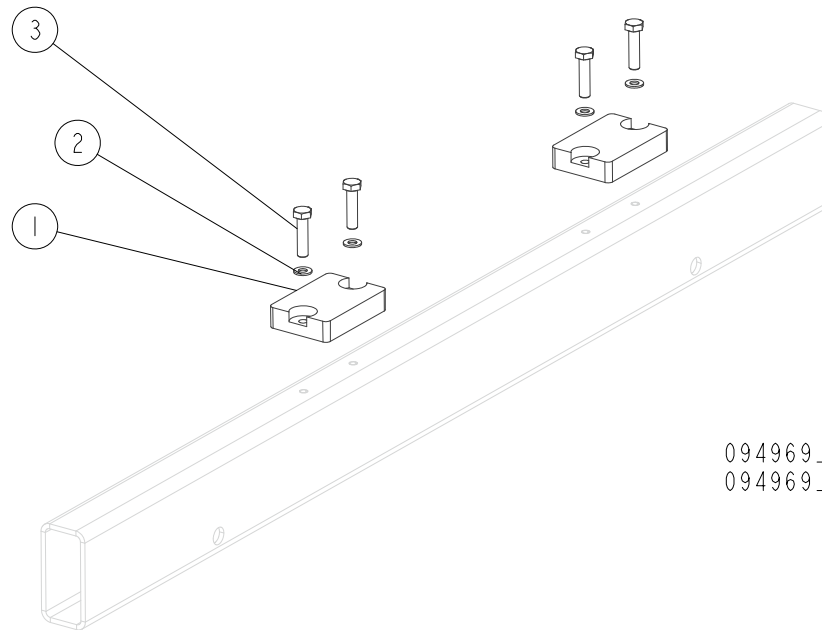
7.16 Board Removal Bumper Assembly



REF.	DESCRIPTION (◆ Indicates Parts Available In Assemblies Only)	PART #	QTY
	BUMPER ASSEMBLY, WB2000 BOARD REMOVAL	711725	1
1	BRACKET WELDMENT, BUMPER PLATE MOUNT	711726-1	1
2	PLATE WELDMENT, BOARD REMOVAL BUMPER	509547-1	1
	ROLLER W/RUBBER BUSHING	514758	1
	ROLLER, LT300	091782-1	1
3	TUBE, ROLLER	091781	1
4	BEARING, 6205-2RS BALL	091804	2
5	RING, W 52 INSIDE RETAINING	091805	2
6	SHAFT, ROLLER	091793	1
7	RING, Z60 OUTSIDE RETAINING	F81090-62	2
8	RING, 61/80X3 SPACER	515895	4
9	BOLT, M10X20-5.8 HEX HEAD FULL THREAD ZINC	F81003-1	2
10	WASHER, 10.5 SPECIAL FLAT ZINC	F81055-6	2
11	ROLLER, RUBBER	517493	5
12	ROD WELDMENT, BUMPER SPRING	510818-1	4
13	SPRING, 110X46X6.5 CUSHION	510815	4
14	SPRING, 60X23X3	088992	4
15	WASHER, 21 FLAT ZINC	F81059-2	8
16	NUT, M20-8- HEX ZINC	F81037-1	4
17	WASHER, 17 SPLIT LOCK ZINC	F81058-1	8

REF.	DESCRIPTION (◆ Indicates Parts Available In Assemblies Only)	PART #	QTY	
18	WASHER, 16.3 SPLIT LOCK ZINC	F81058-2	2	
19	NUT, M16-8 HEX NYLON ZINC LOCK	F81036-2	2	
20	PIN, S-ZN-4X45 COTTER	F81043-22	4	
21	WASHER, WM4000 ROLLER MOUNTING	510874-1	2	
22	WASHER, 6.4 FLAT ZINC	F81053-1	2	
23	BOLT, M6X12 8.8 HEX HEAD FULL THREAD ZINC	F81001-7	2	
24	BOLT, M16X80-8.8 HEX HEAD FULL THREAD ZINC	F81006-11	2	
25	BOLT, M16X40-8.8 HEX HEAD FULL THREAD ZINC	F81006-13	4	

7.17 Rubber Bumper

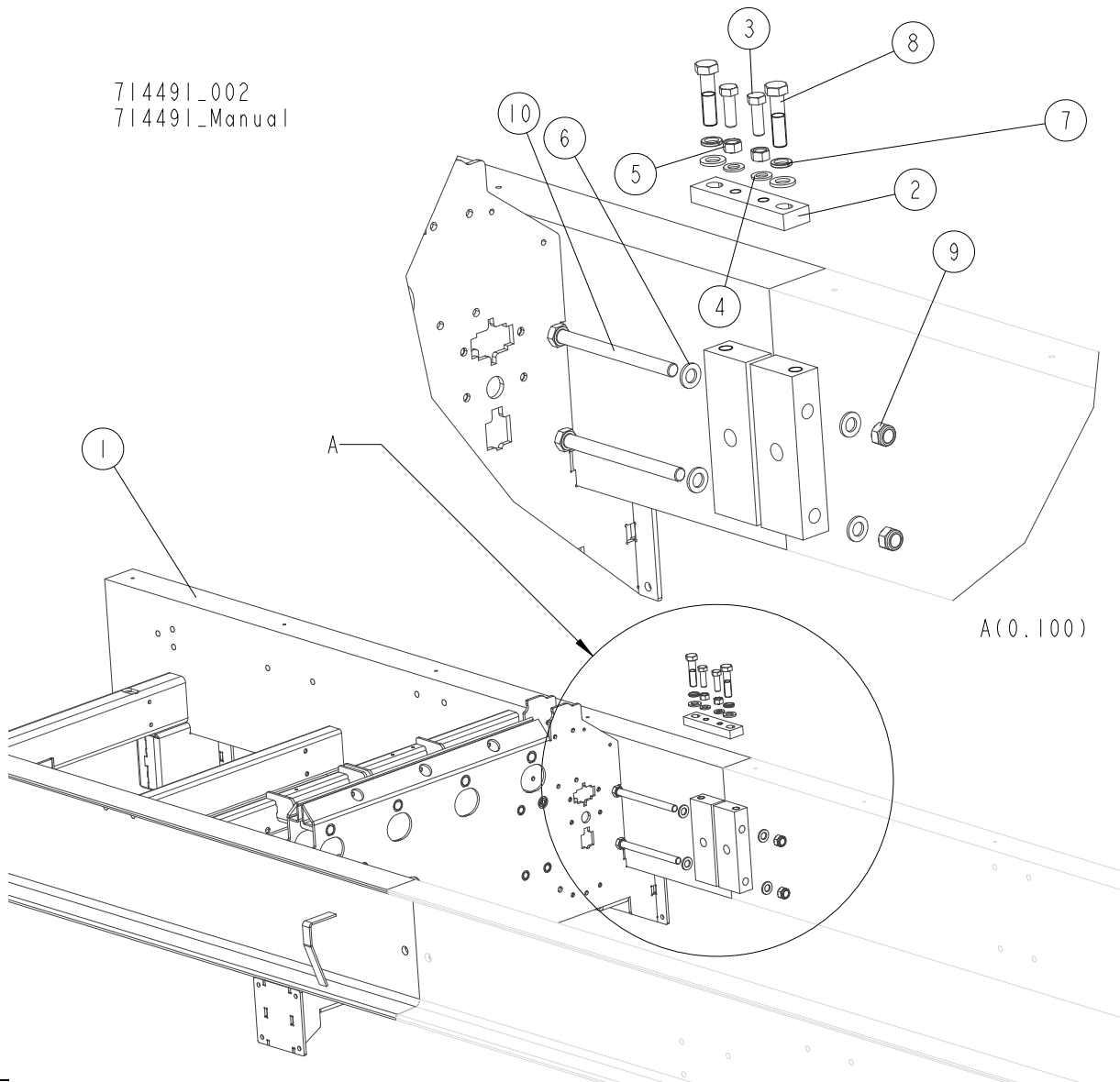


094969_001
 094969_MANUAL

REF.	DESCRIPTION (◆ Indicates Parts Available In Assemblies Only)	PART #	QTY	
1	BUMPER, GRENE 70 3201 0010 RUBBER	094969	2	
2	WASHER, 8.4 FLAT ZINC	F81054-1	4	
3	BOLT, M10X40-8.8 HEX HEAD FULL THREAD ZINC	F81003-16	4	

7.18 Bed Frame Extension Section ("M" Frame Only)

714491_002
714491_Manual



REF.	DESCRIPTION (◆ Indicates Parts Available In Assemblies Only)	PART #	QTY
1	BED SECTION, WB2000 M	713910-1 ¹	1
	BED SECTION, WB2000 M See Section 7.19	715822 ²	1
	BED SECTION, WB2000 M See Section 7.20	715823 ³	1
2	PLATE, FRAME CONNECTING	713956-1	2
3	BOLT, M6X16-8.8 HEX HEAD FULL THREAD ZINC	F81006-7	4
4	WASHER, 17 SPLIT LOCK ZINC	F81058-1	4
5	NUT, M16-8 HEX ZINC	F81036-1	4
6	WASHER, 21 FLAT ZINC	F81059-2	12
7	WASHER, 20.5 SPLIT LOCK ZINC	F81059-1	4
8	BOLT, M8X20-8.8 HEX HEAD FULL THREAD ZINC	F81007-10	4
9	NUT, M20-8 DIN985 HEX NYLON ZINC LOCK	F81037-2	4
10	BOLT, M20X240-8.8 HEX HEAD FULL THREAD ZINC	F81007-1	4

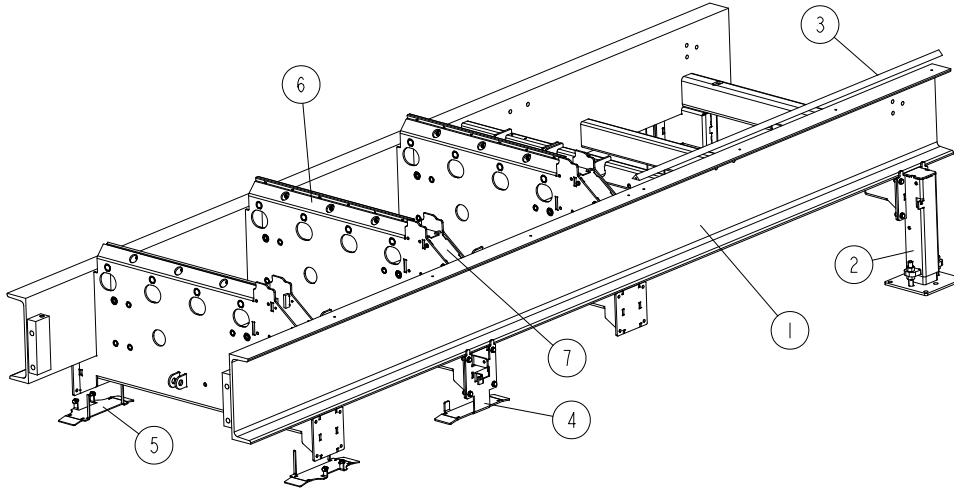
¹ Standard equipment

² WB2000 M + 2m to cutting length

³ WB2000 M + 4m to cutting length

7.19 Bed Frame Extension Assembly M+2

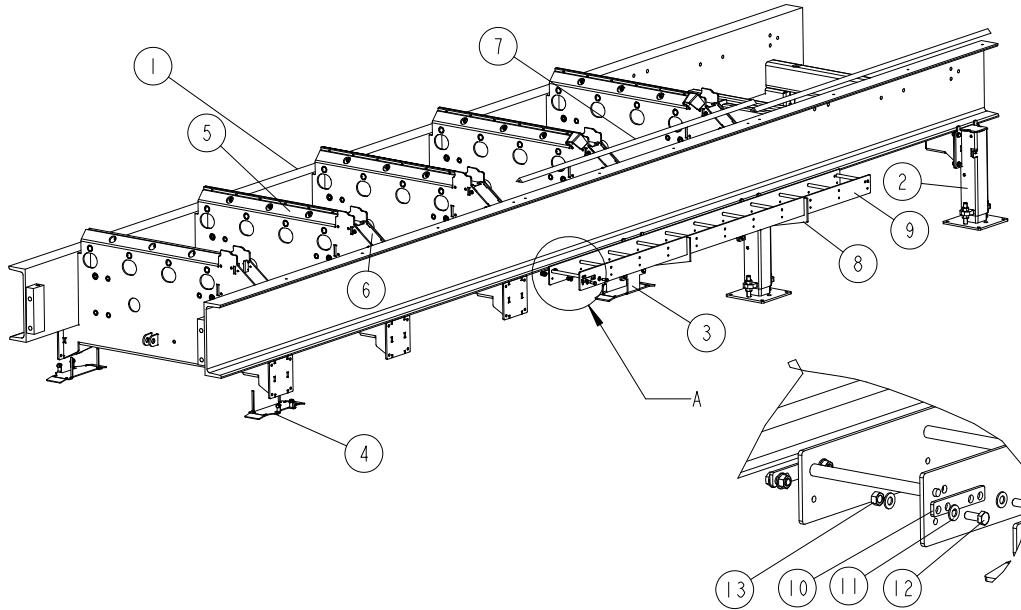
715822_001
715822_MANUAL



REF.	DESCRIPTION (* indicates parts available in assemblies only)	PART #	QTY
-	BED FRAME EXTENSION ASSEMBLY M+2	715822	1
1	FRAME, M+2 WB2000 WELDMENT	713915-1	1
2	LEG ASSEMBLY See Section 7.7	714423	2
3	BED, WB2000 ANGLED	715821	1
4	HANGER, HYDRAULIC HOSE - COMPLETE See Section 7.14	713995	2
5	HANGER, HYDRAULIC HOSE - COMPLETE See Section 7.21	714441	2
6	BED RAIL ASSEMBLY See Section 7.2	710049	2
7	CROSS BEAM COVER See Section 7.2	713152	2

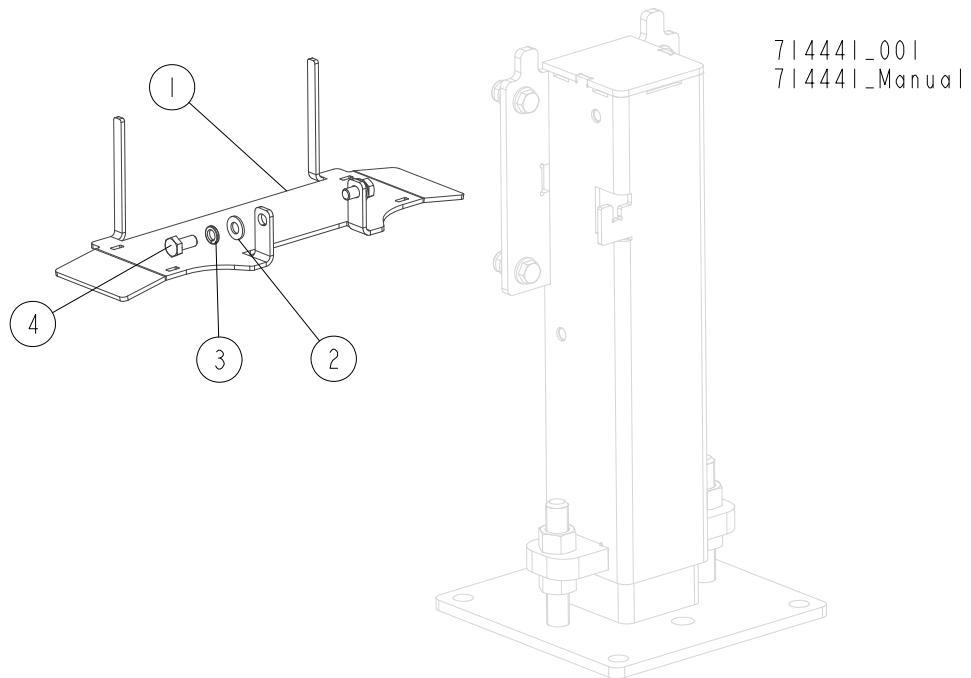
7.20 Bed Frame Extension Assembly M+4

715823_001_A
 715823_MANUAL



REF.	DESCRIPTION (* indicates parts available in assemblies only)	PART #	QTY
-	BED FRAME EXTENSION ASSEMBLY M+4	715823	1
1	FRAME, M+4 WB2000 WELDMENT	713920-1	1
2	LEG ASSEMBLY See Section 7.7	714423	4
3	HANGER, HYDRAULIC HOSE - COMPLETE See Section 7.14	713995	2
4	HANGER, HYDRAULIC HOSE - COMPLETE See Section 7.21	714441	2
5	BED RAIL ASSEMBLY See Section 7.2	710049	4
6	CROSS BEAM COVER See Section 7.2	713152	4
7	BED, WB2000 ANGLED	715821	2
8	PLATE, WIREWAY BRACKET - COMPLETE See Section 7.15	714969	2
9	WIREWAY WELDMENT, WB2000	714970-1	1
10	BAR, WIREWAY	710903-1	2
11	WASHER, 10.5 FLAT ZINC	F81055-1	8
12	BOLT, M10X25 8.8 HEX HEAD FULL THREAD ZINC	F81003-11	4
13	NUT, M10 8 HEX ZINC	F81033-3	4

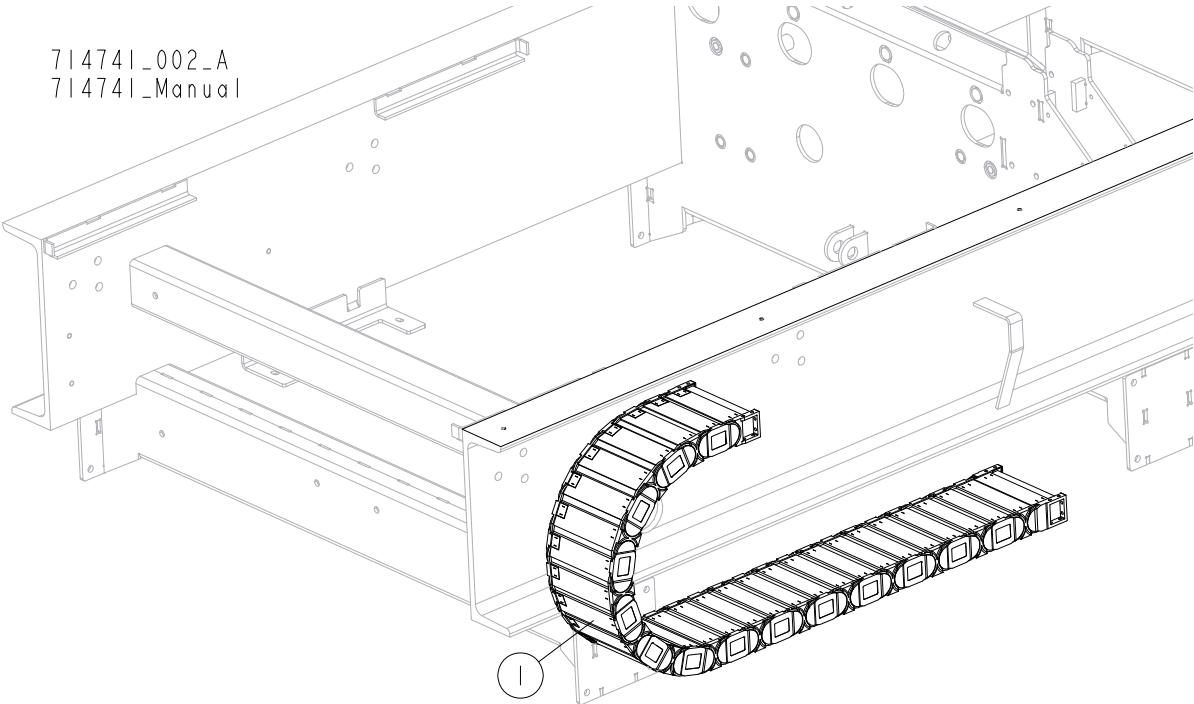
7.21 Hydraulic Hose Hanger



REF.	DESCRIPTION (◆ Indicates Parts Available In Assemblies Only)	PART #	QTY	
	HANGER, HYDRAULIC HOSE - COMPLETE	714441	1	
1	HANGER, HYDRAULIC HOSE	714422-1	1	
2	WASHER, 10.5 FLAT ZINC	F81055-1	2	
3	WASHER, Z 10.2 SPLIT LOCK ZINC	F81055-2	2	
4	BOLT, M10X20-5.8 HEX HEAD FULL THREAD ZINC	F81003-1	2	

7.22 Cable Chain

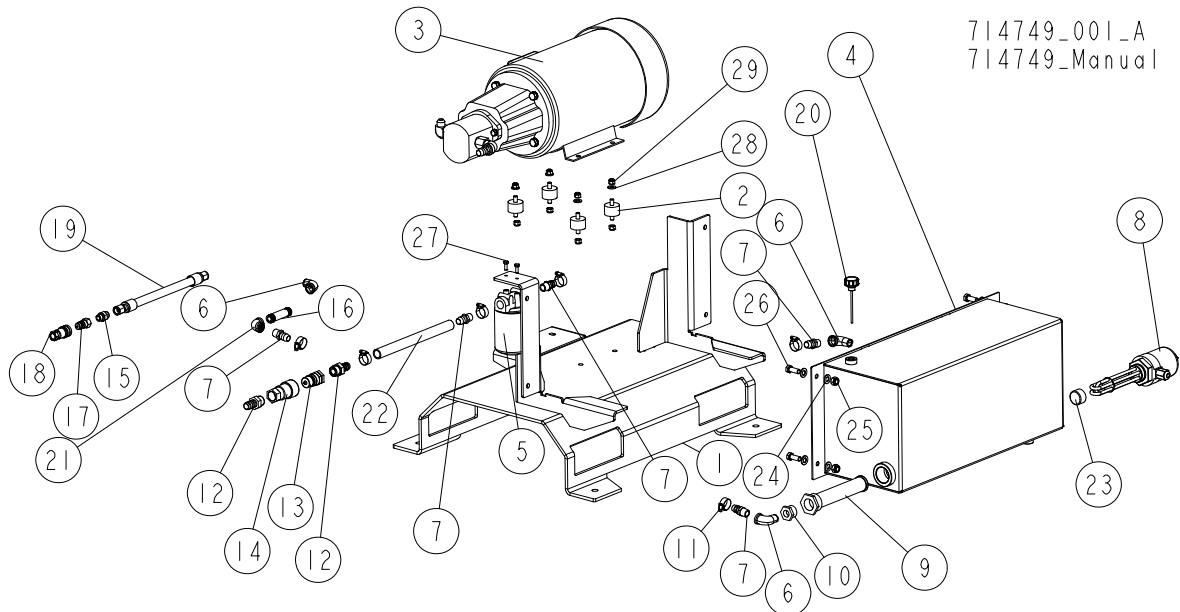
714741_002_A
714741_Manual



REF.	DESCRIPTION (◆ Indicates Parts Available in Assemblies Only)	PART #	QTY	
1	CABLE CHAIN, WB2000 "M" FRAME	716883	1	
	CABLE CHAIN, WB2000 "S" FRAME	716886	1	

SECTION 8 HYDRAULIC PUMP W/MOTOR & HYDRAULIC BOX

8.1 Hydraulic Pump w/Motor



REF.	DESCRIPTION (* indicates parts available in assemblies only)	PART #	QTY
-	PUMP, WB2000 HYDRAULIC W/MOTOR - COMPLETE	714749	1
1	MOUNT WELDMENT, WM4000 HYDRAULIC PUMP & TANK	510624-1	1
2	MOUNT, RUBBER VIBRATION CONTROL	035546	4
3	PUMP, 7.5KW, N=2925, 32.5L/MIN HYDRAULIC W/MOTOR See Section 8.2	533938	1
4	TANK, WM4000 (52L) OIL	517426-1	1
5	MANIFOLD, W/FILTER	P22683	1
6	A4-ELBOW, WZ 1/2" ZINC-PLATED	094749	3
7	FITTING, 1/2NPT MALE-3/4 HOSE BARB	035621	5
8	HEATER, EH-380-200-G11/2"-TA-2X400V TERMO	511737	1
9	FILTER, RESAW TANK SUCTION	P20210	1
10	BUSHING, 1/2 TO 1	P20239	1
11	CLAMP, HI-GRIP 22-30 MM.	F81095-3	6
12	NIPPLE, AGR 3/4"	505066	2
13	FITTING, 3/4" INT. THREAD BSP MALE QUICK DISCONNECT	505065	1
14	FITTING, 3/4" INT. THREAD BSP FEMALE QUICK DISCONNECT	505064	1
15	FITTING, UNF-BSPP 3/4-3/8 HYDRAULIC	714746	1
16	ADAPTER, 1/2" - 80MMZINC-PLATED THREADED	511417	1
17	FITTING, 3/8" INT. THREAD BSP MALE QUICK DISCONNECT	504966	1
18	FITTING, 3/8" INT. THREAD BSP FEMALE QUICK DISCONNECT	504965	1
19	HOSE, 2G1/2X0.30 W3/4UNF-W3/4UNF HYDRAULIC	512176	1
20	CAP, 3/8" W/DIPSTICK	507166	1
21	ELBOW, 1/2" ZINC-PLATED	511419	1
22	HOSE, 3/4 L=0.86	094790_0-8	1
23	PLUG, R 1 1/2 THREADED	512574	1
24	WASHER, 13 FLAT ZINC	F81056-1	8
25	NUT, M12- 8 DIN 982 NYLON ZINC	F81034-2	4

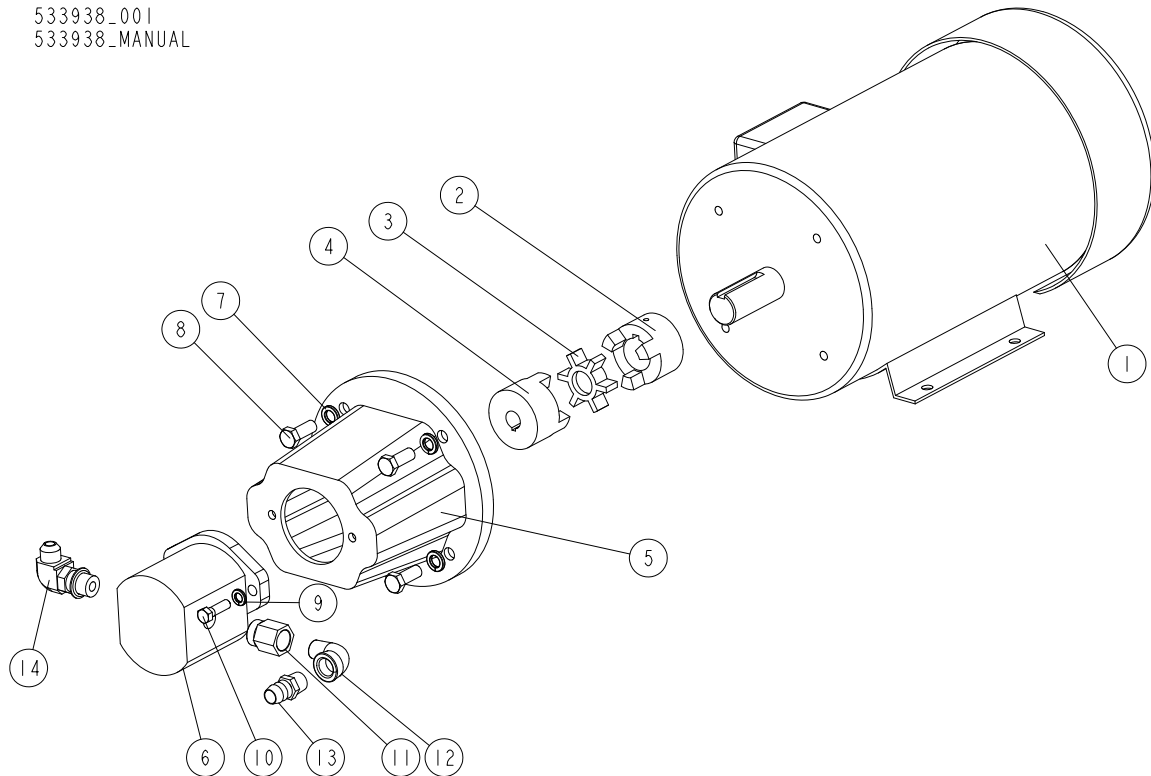
HYDRAULIC PUMP W/MOTOR & HYDRAULIC BOX

Hydraulic Pump w/Motor

8

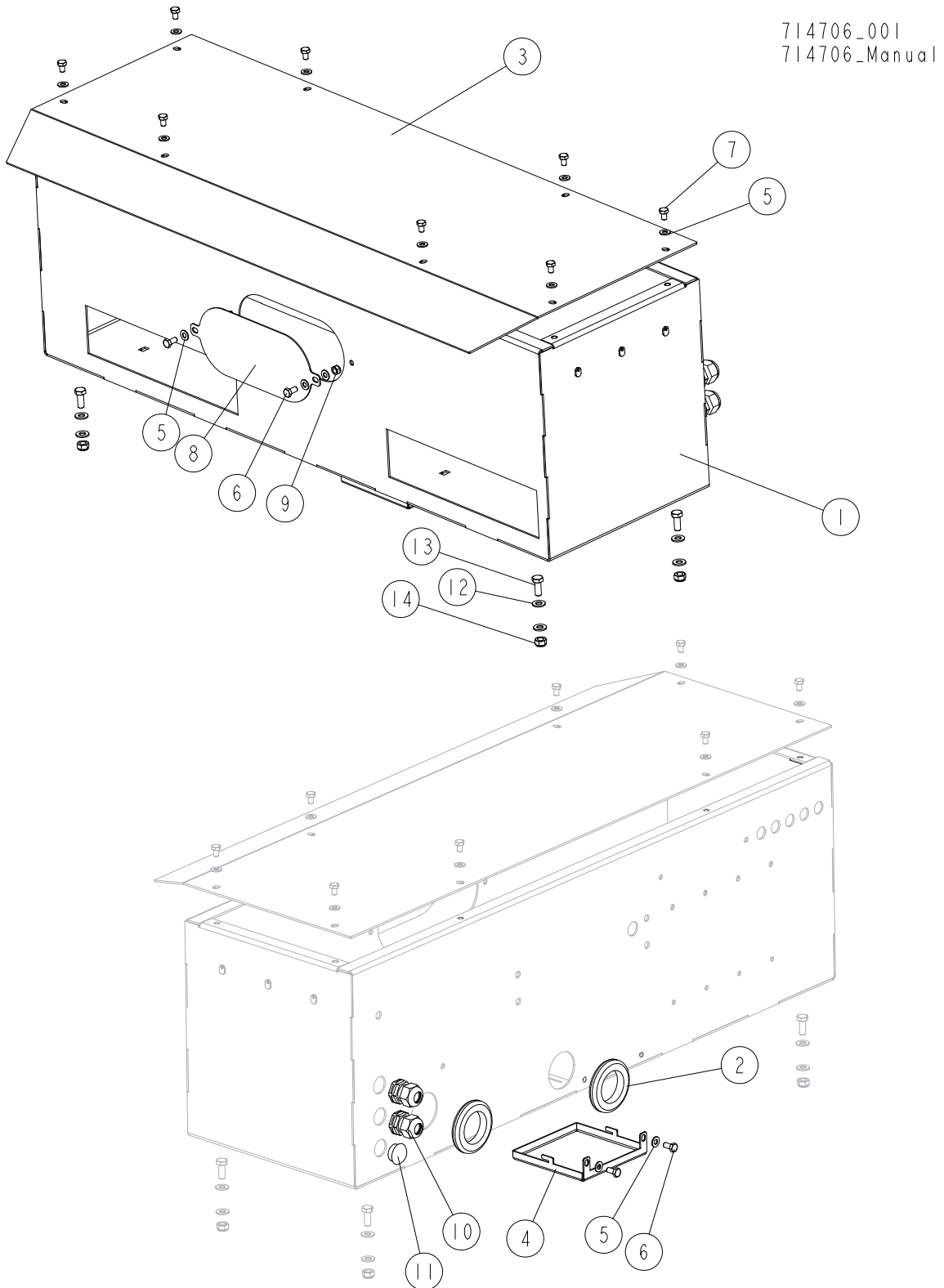
REF.	DESCRIPTION (* indicates parts available in assemblies only)	PART #	QTY	
26	BOLT, M12X30 8.8 HEX HEAD FULL THREAD ZINC	F81004-22	4	
27	BOLT, 1/4-20X3/4 FULL THREAD HEX HEAD	F05005-1	2	
28	WASHER, 10.5 FLAT ZINC	F81055-1	4	
29	NUT, 3/8-16 HEX NYLON LOCK	F05010-10	8	

8.2 Hydraulic Pump w/Motor

533938_001
533938_MANUAL

REF.	DESCRIPTION (* indicates parts available in assemblies only)	PART #	QTY
-	PUMP, 7.5kW, n=2925, 32.5l/min HYDRAULIC W/MOTOR	533938	1
1	MOTOR, 10HP 3525RPM	008737	1
2	COUPLING BODY, L100X1 3/8	042777	1
3	COUPLING, L100 SPIDER	042779	1
4	COUPLING BODY, L100X3/4	042778	1
5	ADAPTER, 50HZ HYDRAULIC PUMP	042781	1
6	PUMP, HYDRAULIC 9GPM	008738	1
7	WASHER, 1/2 SPLIT LOCK	F05011-9	4
8	BOLT, 1/2-13X1 1/4 HEX HEAD GR5 ZINC	F05008-37	4
9	WASHER, 3/8 SPLIT LOCK	F05011-4	2
10	BOLT, 3/8-16X 1 1/4 HEX HEAD GR5	F05007-123	2
11	FITTING, #12SAE-1/2NPT FEMALE ADAPTER	042785	1
12	ELBOW, 1/2 NPT ST GALV	P22684	1
13	FITTING, 1/2NPT MALE-3/4 HOSE BARB	035621	1
14	FITTING, #10SAE-1/2JIC 90 ELBOW	042784	1

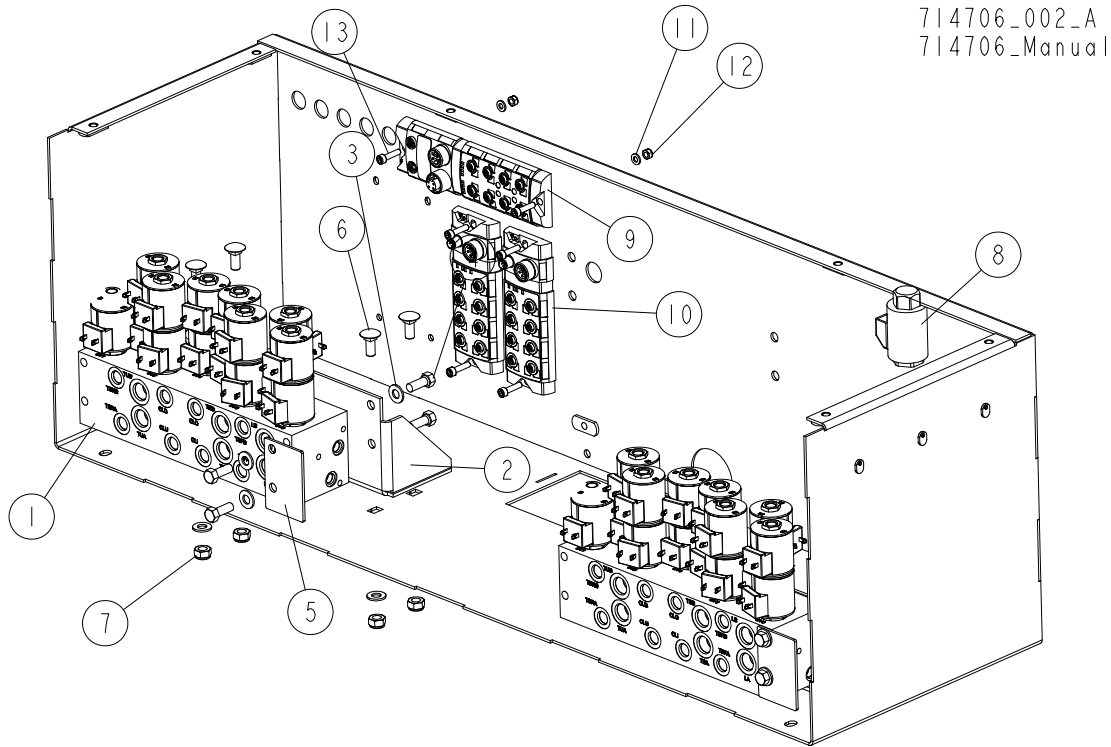
8.3 Hydraulic Box



REF.	DESCRIPTION (◆ Indicates Parts Available in Assemblies Only)	PART #	QTY
1	BOX, HYDRAULIC PTD	710924-1	1
2	GROMMET, 55MM DIA. RUBBER	085614	2
3	COVER, HYDRAULIC BOX	710927-1	1

REF.	DESCRIPTION (◆ Indicates Parts Available In Assemblies Only)	PART #	QTY	
4	TRAY, OIL LEAK	710989-1	1	
5	WASHER, 8.4 FLAT ZINC	F81054-1	14	
6	BOLT, M8X16-8.8-B HEX HEAD FULL THREAD ZINC	F81002-20	4	
7	BOLT, M8X12-8.8 HEX HEAD FULL THREAD ZINC	F81002-6	8	
8	PLATE, HYDRAULIC VALVE SECTION COVER	711345-1	1	
9	NUT, M8 8 HEX NYLON ZINC LOCK	F81032-2	2	
10	GLAND, DP21/H CABLE	F81096-3	2	
11	CAP, PG21 CABLE GLAND GREY	518144	1	
12	WASHER, 10.5 FLAT ZINC	F81055-1	8	
13	BOLT, M10X25 8.8 HEX HEAD FULL THREAD ZINC	F81003-11	4	
14	NUT, M10-8-B HEX NYLON ZINC LOCK	F81033-1	4	

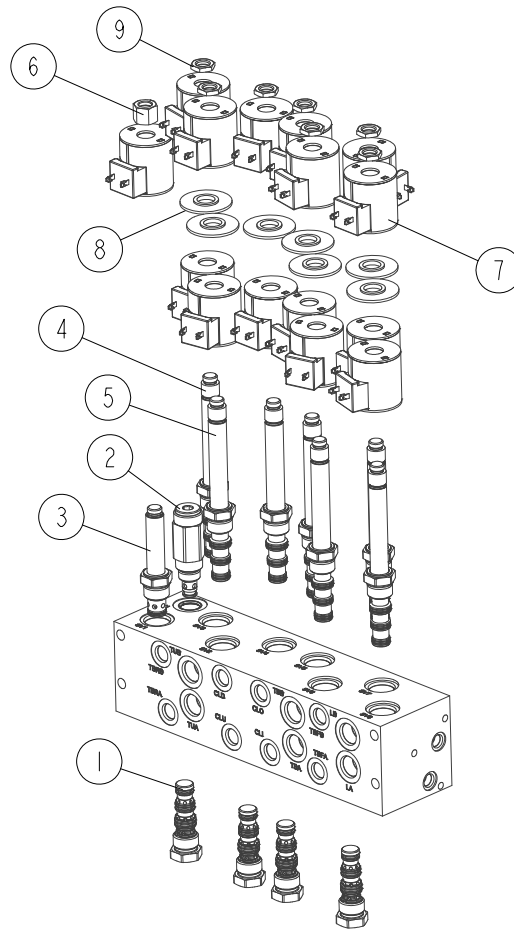
8.4 Hydraulic Valve Mount



REF.	DESCRIPTION (* indicates parts available in assemblies only)	PART #	QTY
1	VALVE, 24V 7-SECTION HYDRAULIC EXPANDABLE See Section 8.5	025689	2
2	BRACKET, HYDRAULIC VALVE MOUNT	711333-1	2
3	WASHER, 10.5 FLAT ZINC	F81055-1	18
4	BOLT, 3/8-16X1 HEX HEAD	F05007-7	10
5	PLATE, COVER	711337-1	2
6	BOLT, Z M10X25-8.8 CARRIAGE ZINC	F81003-59	8
7	NUT, M10-8-B HEX NYLON ZINC LOCK	F81033-1	8
8	DRIVER, EVDR-0201 DUAL/SINGLE VALVE	068227	1
9	VALVE, 4XIOLINK ETHERNETIP ACTIVE	532585	1
10	VALVE, 16 IO IOLINK ACTIVE	532586	2
11	WASHER, 6.4 FLAT ZINC	F81053-1	6
12	NUT, M6-8-B HEX NYLON ZINC LOCK	F81031-2	6
13	SCREW, M6X25-8.8 HEX SOCKET HEAD CAP ZINC	F81001-41	6

8.5 Hydraulic Valve

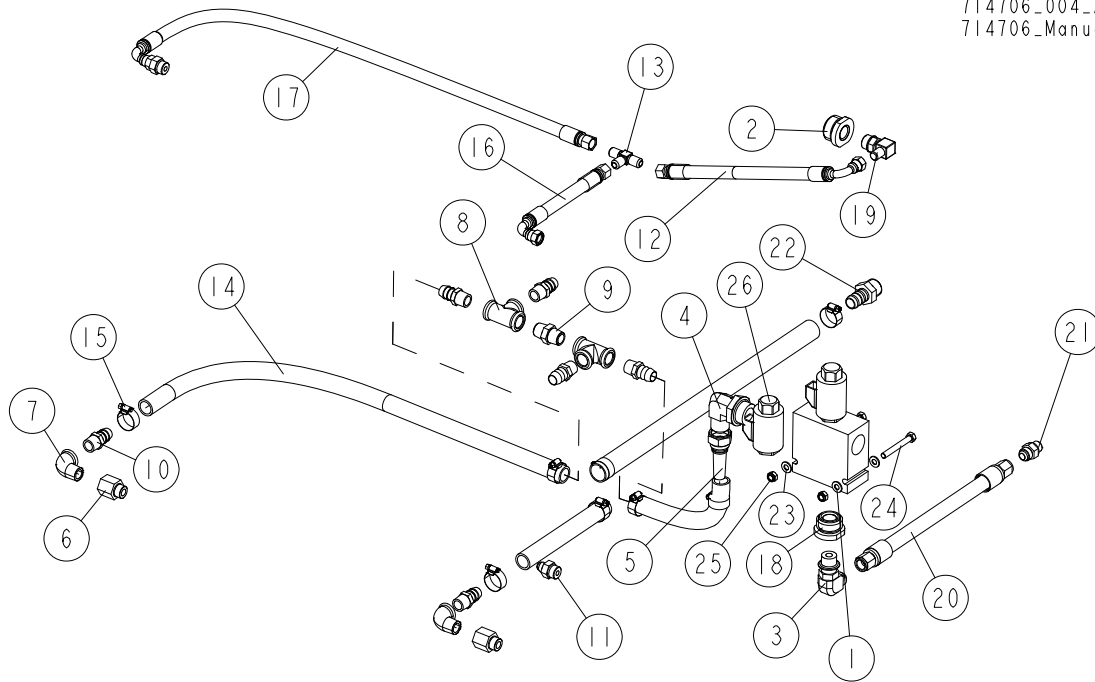
714706_003
714706_Manual



REF.	DESCRIPTION (◆ Indicates Parts Available in Assemblies Only)	PART #	QTY
	VALVE, 24V 7-SECTION HYDRAULIC EXPANDABLE	025689	1
1	VALVE, PO CHECK	025832	4
2	VALVE, RELIEF	025833	1
3	VALVE, 2-WAY, NORMALLY OPEN (LESS COIL)	025831	1
4	VALVE, 4-WAY 3-POSITION, MOTOR SPOOL (LESS COILS)	025829	4
5	VALVE, 4-WAY 3-POSITION, CLOSED CENTER (LESS COILS)	025830	3
6	NUT, COIL (SV10-21)	025836	1
7	COIL, 24V DC	025835	15
8	SPACER, COIL	025838	7
9	NUT, COIL (SV10-47)	025837	7

8.6 Hydraulic Box Hoses

714706_004_A
714706_Manual

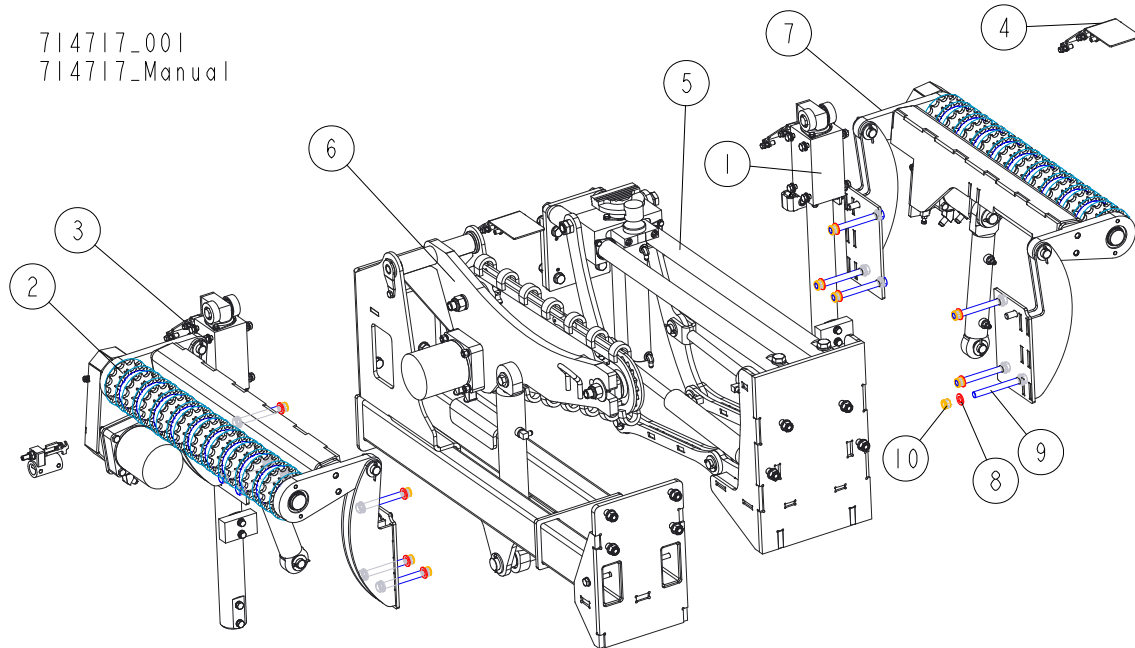


REF.	DESCRIPTION (* indicates parts available in assemblies only)	PART #	QTY
1	VALVE, PROPORTIONAL PV72	068273	1
2	FITTING, 1 5/16" UNF MALE - 3/4" UNF FEMALE.	510836	1
3	FITTING, #10SAE-1/2JIC 90 ELBOW	042784	1
4	FITTING, 1.5/16" UNF - 1.1/16" JIC ELBOW W/JAM NUT	530192	1
5	FITTING, 1.1/16"JIC HOSE 19 HYDRAULIC	530195	1
6	FITTING, #8SAE-1/2NPT FEMALE ADAPTER	035620	2
7	A4-ELBOW, WZ 1/2" ZINC-PLATED	094749	2
8	B1-ELBOW, 1/2" ZINC-PLATED	094750	2
9	NIPPLE, N8 1/2" MALE ZINC-PLATED	094751	1
10	FITTING, 1/2NPT MALE-3/4 HOSE BARB	035621	6
11	FITTING, 8SAE-3/8JIC	P12703	2
12	HOSE, 2G3/8X380 W9/16UNF-90W9/16UNF HYDRAULIC	710951	1
13	FITTING, 3/8JIC TEE	015487	1
14	HOSE, 20MM (3/4") DIA. OILPROOF	094790__	1
15	CLAMP, HI-GRIP 22-30 MM.	F81095-3	8
16	HOSE, 2G3/8X150 W9/16UNF-90W9/16UNF HYDRAULIC	710952	1
17	HOSE, 2G3/8X850 W9/16UNF-90W9/16UNF HYDRAULIC	711344	1
18	FITTING, 1 5/16" MALE - 7/8" FEMALE.	510837	1
19	FITTING, SAE8-9/16 JIC ELBOW	094610	1
20	HOSE, 2G 1/2X3.0 W3/4UNF-W3/4UNF HYDRAULIC	711191	1
21	FITTING, UNF-BSPP 3/4-3/8 HYDRAULIC	714746	1
22	NIPPLE, AGR 3/4"	505066	1
23	WASHER, 8.4 FLAT ZINC	F81054-1	4
24	BOLT, M8X65 5.8-HEX HEAD ZINC	F81002-3	2
25	NUT, M8-8-B HEX NYLON ZINC LOCK	F81032-2	2
26	DRIVER, EVDR-0201 DUAL/SINGLE VALVE	068227	1

SECTION 9 HYDRAULIC KITS

9.1 HS1 Hydraulic Kit

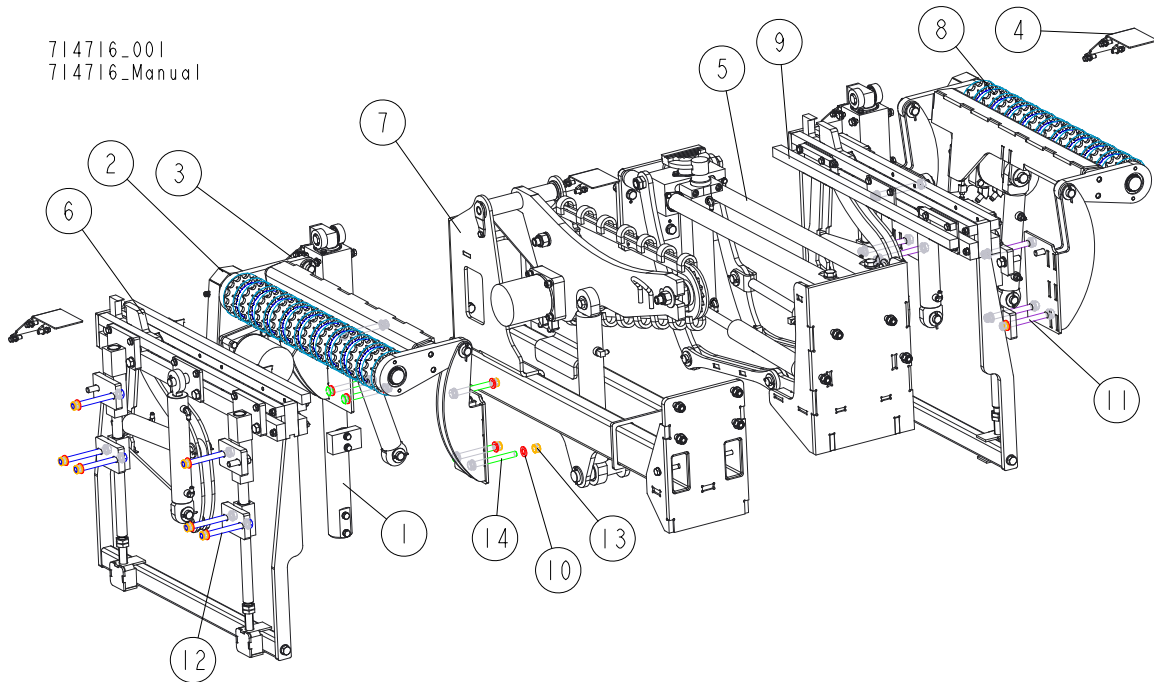
714717_001
 714717_Manual



REF.	DESCRIPTION (◆ Indicates Parts Available In Assemblies Only)	PART #	QTY
	HS1 HYDRAULIC KIT	714717	1
1	SUPPORT, SIDE - COMPLETE See Section 9.6	713114	2
2	ROLLER, LEFT DRIVEN LOG LEVELLING See Section 9.11	715511	1
3	COVER, CROSS BEAM - COMPLETE See Section 7.3	713150	2
4	PLATE, CROSS BEAM COVER - COMPLETE See Section 7.2	713152	4
5	CLAMP, WB2000 MIDDLE See Section 9.9	713762	1
6	TURNER, WB2000 CHAIN - COMPLETE See Section 9.14	713772	1
7	ROLLER, DRIVEN LOG LEVELLING See Section 9.11	715509	1
8	WASHER, 17 SPLIT LOCK ZINC	F81058-1	24
9	BOLT, M16X150 HEX HEAD ZINC	F81006-9	12
10	NUT, M16-8 HEX NYLON ZINC LOCK	F81036-2	12

9.2 HS2 Hydraulic Kit

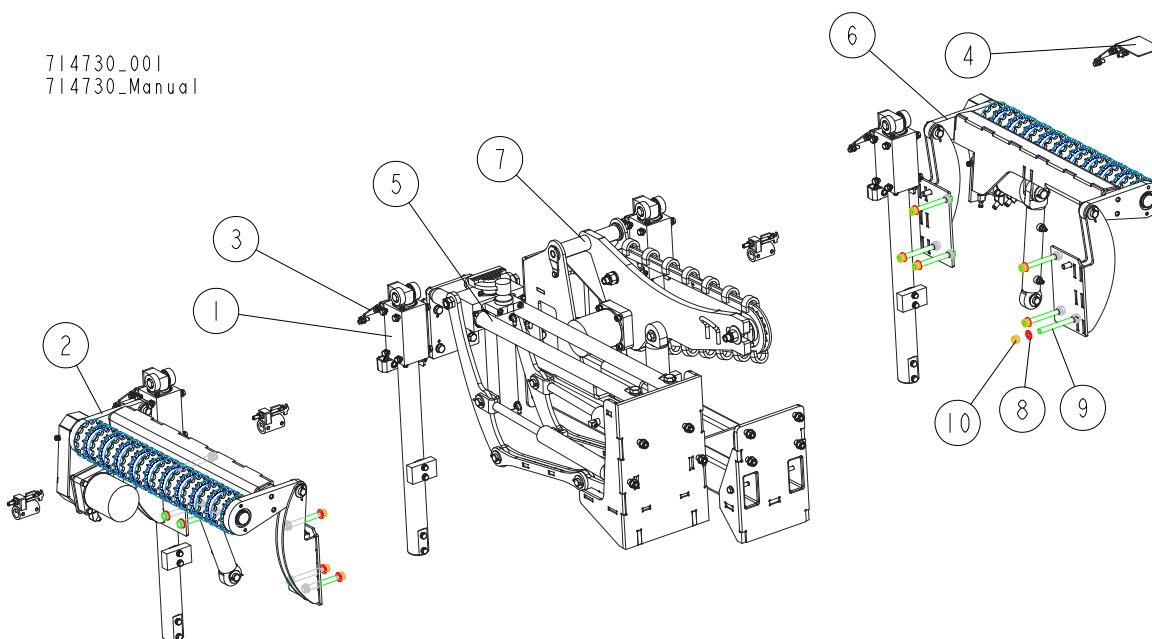
714716_001
 714716_Manual



REF.	DESCRIPTION (◆ Indicates Parts Available In Assemblies Only)	PART #	QTY
	HS2 HYDRAULIC KIT	714716	1
1	SUPPORT, SIDE - COMPLETE See Section 9.6	713114	2
2	ROLLER, LEFT DRIVEN LOG LEVELLING See Section 9.11	715511	1
3	COVER, CROSS BEAM - COMPLETE See Section 7.3	713150	2
4	PLATE, CROSS BEAM COVER - COMPLETE See Section 7.2	713152	4
5	CLAMP, WB2000 MIDDLE See Section 9.9	713762	1
6	CLAMP, RIGHT PULL-DOWN - COMPLETE See Section 9.14	710777	1
7	TURNER, WB2000 CHAIN - COMPLETE See Section 9.10	713772	1
8	ROLLER, DRIVEN LOG LEVELLING See Section 9.11	715509	1
9	CLAMP, LEFT PULL-DOWN - COMPLETE	710776	1
10	WASHER, 17 SPLIT LOCK ZINC	F81058-1	36
11	BOLT, M16X170 HEX HEAD ZINC	F81006-39	6
12	BOLT, M16X160 HEX HEAD ZINC	F81006-20	6
13	NUT, M16 HEX NYLON ZINC LOCK	F81036-2	18
14	BOLT, M16X150 HEX HEAD ZINC	F81006-9	6

9.3 HS3 Hydraulic Kit

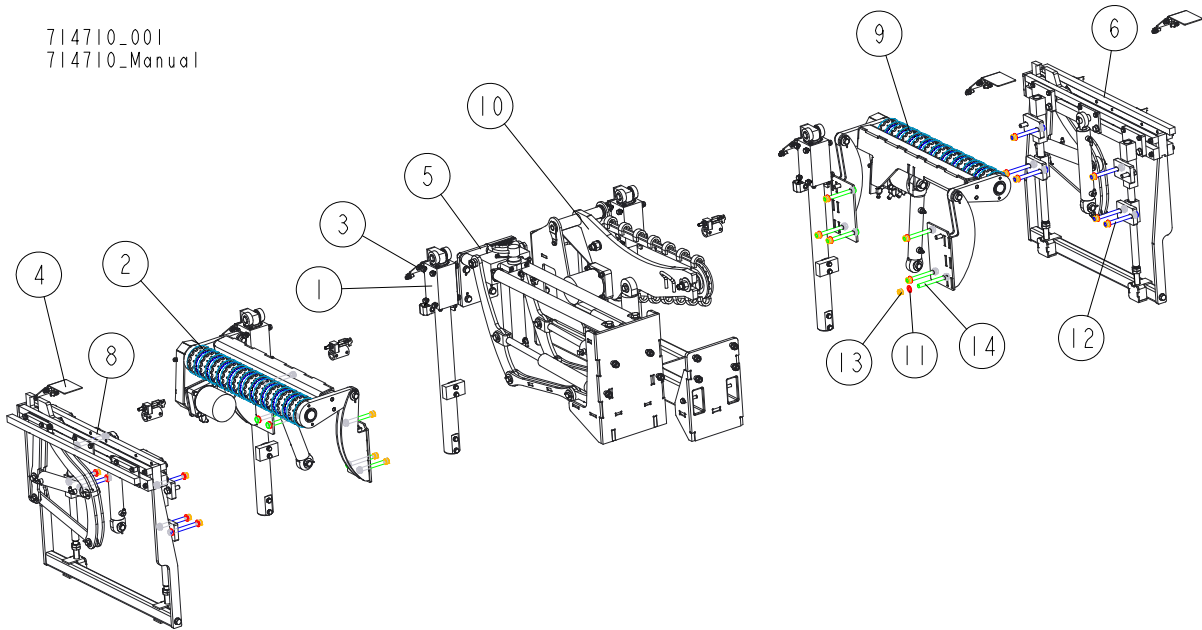
714730_001
 714730_Manual



REF.	DESCRIPTION (◆ Indicates Parts Available in Assemblies Only)	PART #	QTY
	HS3 HYDRAULIC KIT	714730	1
1	SUPPORT, SIDE - COMPLETE See Section 9.6	713114	4
2	ROLLER, LEFT DRIVEN LOG LEVELLING See Section 9.11	715511	1
3	COVER, CROSS BEAM - COMPLETE See Section 7.3	713150	4
4	PLATE, CROSS BEAM COVER - COMPLETE See Section 7.2	713152	4
5	CLAMP, WB2000 MIDDLE See Section 9.9	713762	1
6	ROLLER, DRIVEN LOG LEVELLING See Section 9.11	715509	1
7	TURNER, WB2000 CHAIN - COMPLETE See Section 9.10	713772	1
8	WASHER, 17 SPLIT LOCK ZINC	F81058-1	24
9	BOLT, M16X150 HEX HEAD ZINC	F81006-9	12
10	NUT, M16-8 HEX NYLON ZINC LOCK	F81036-2	12

9.4 HS4 Hydraulic Kit

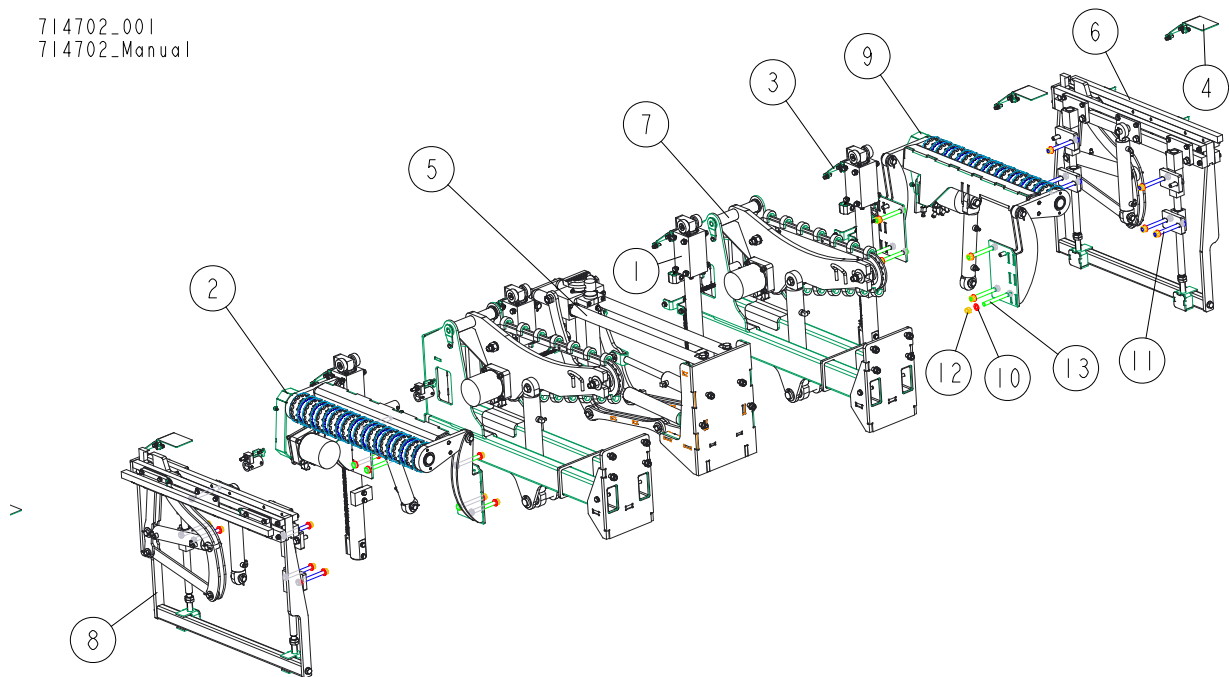
714710_001
714710_Manual



REF.	DESCRIPTION (◆ Indicates Parts Available In Assemblies Only)	PART #	QTY
	HS4 HYDRAULIC KIT	714710	1
1	SUPPORT, SIDE - COMPLETE See Section 9.6	713114	2
2	ROLLER, LEFT DRIVEN LOG LEVELLING See Section 9.11	715511	1
3	COVER, CROSS BEAM - COMPLETE See Section 7.3	713150	4
4	PLATE, CROSS BEAM COVER- COMPLETE See Section 7.2	713152	4
5	CLAMP, WB2000 MIDDLE See Section 9.9	713762	1
6	CLAMP, RIGHT PULL-DOWN - COMPLETE See Section 9.14	710777	1
7	SUPPORT, SIDE - COMPLETE See Section 9.6	713114	2
8	CLAMP, LEFT PULL-DOWN - COMPLETE See Section 9.14	710776	1
9	ROLLER, DRIVEN LOG LEVELLING See Section 9.11	715509	1
10	TURNER. WB2000 CHAIN - COMPLETE See Section 9.10	713772	1
11	WASHER, 17 SPLIT LOCK ZINC	F81058-1	42
12	BOLT, M16X160 HEX HEAD ZINC	F81006-20	12
13	NUT, M16-8 HEX NYLON ZINC LOCK	F81036-2	24
14	BOLT, M16X150 HEX HEAD ZINC	F81006-9	12

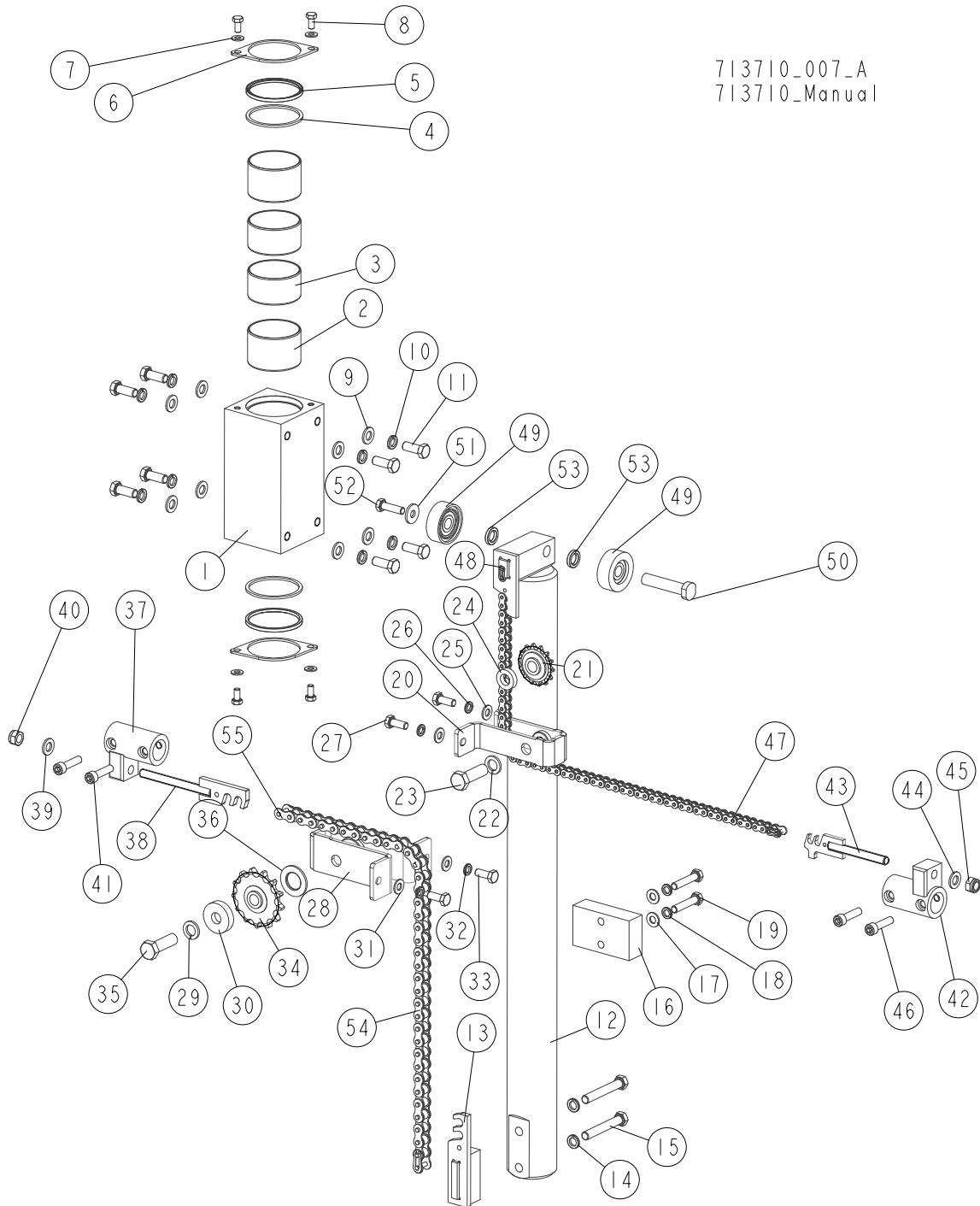
9.5 HS5 Hydraulic Kit

714702_001
 714702_Manual



REF.	DESCRIPTION (◆ Indicates Parts Available In Assemblies Only)	PART #	QTY
	HS5 HYDRAULIC KIT	714702	1
1	SUPPORT, SIDE - COMPLETE See Section 9.6	713114	4
2	ROLLER, LEFT DRIVEN LOG LEVELLING See Section 9.11	715511	1
3	COVER, CROSS BEAM - COMPLETE See Section 7.3	713150	4
4	PLATE, CROSS BEAM COVER - COMPLETE See Section 7.2	713152	4
5	CLAMP, WB2000 MIDDLE See Section 9.9	713762	1
6	CLAMP, RIGHT PULL-DOWN - COMPLETE See Section 9.14	710777	1
7	TURNER, WB2000 CHAIN - COMPLETE See Section 9.10	713772	2
8	CLAMP, LEFT PULL-DOWN - COMPLETE See Section 9.14	710776	1
9	ROLLER, DRIVEN LOG LEVELLING See Section 9.11	715509	1
10	WASHER, 17 SPLIT LOCK ZINC	F81058-1	48
11	BOLT, M16X160 HEX HEAD ZINC	F81006-20	12
12	NUT, M16-8 HEX NYLON ZINC LOCK	F81036-2	24
13	BOLT, M16X150 HEX HEAD ZINC	F81006-9	12

9.6 Log Side Support



713710_007_A
 713710_Manual

REF.	DESCRIPTION (* Indicates Parts Available in Assemblies Only)	PART #	QTY
	SUPPORT, SIDE - COMPLETE	713114	1
	BLOCK, SIDE SUPPORT GUIDE - COMPLETE	713108	1
	BLOCK, SIDE SUPPORT GUIDE W/BUSHINGS	713107-1	1
1	BLOCK, SIDE SUPPORT GUIDE	713146	1
2	BUSHING, 7050BS SELF-LUBRICATING	713131	2
3	BUSHING, 7040BS SELF-LUBRICATING	713130	2
4	WASHER, 71/80-3	713133	2
5	WIPER, ZZ 70X80X5/7 NBR	713134	2



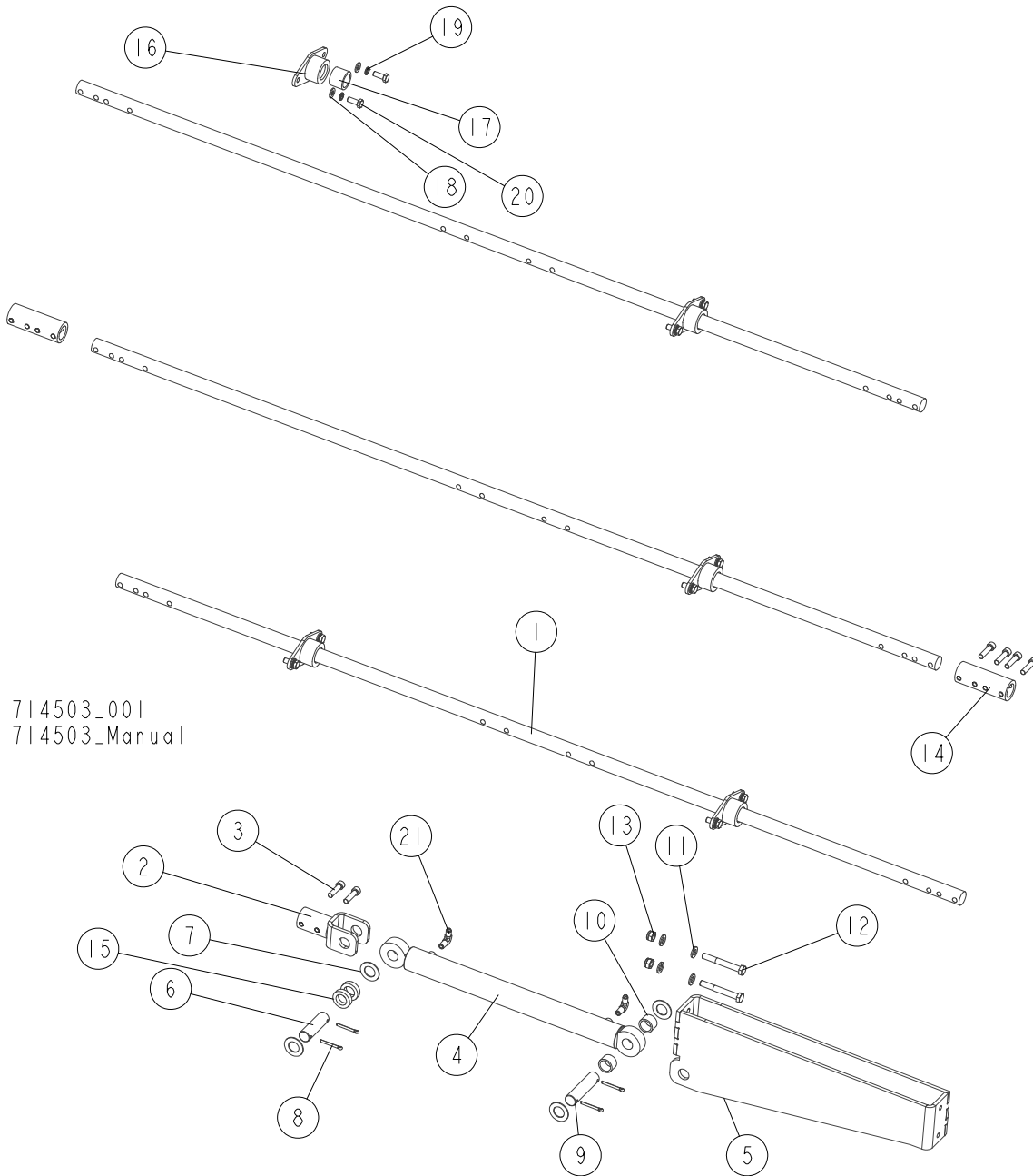
HYDRAULIC KITS

Log Side Support

REF.	DESCRIPTION (* Indicates Parts Available in Assemblies Only)	PART #	QTY	
6	PLATE, COVER	713132-1	2	
7	WASHER, 8.4 FLAT ZINC	F81054-1	4	
8	BOLT, M8X16-8.8-B HEX HEAD FULL THREAD ZINC	F81002-20	4	
9	WASHER, 13 FLAT ZINC	F81056-1	8	
10	WASHER, Z12.2 SPLIT LOCK ZINC	F81056-2	8	
11	BOLT, M12X30 8.8 HEX HEAD FULL THREAD ZINC	F81004-22	8	
12	SUPPORT WELDMENT, SIDE	711965-1	1	
13	ROD WELDMENT, CHAIN HOOK	714767-1	1	
14	WASHER, Z12.2 SPLIT LOCK ZINC	F81056-2	2	
15	BOLT, M12X80 -8.8 HEX HEAD ZINC	F81004-46	2	
16	BLOCK, SIDE SUPPORT POLYAMIDE	713106	1	
17	WASHER, 10.5 FLAT ZINC	F81055-1	2	
18	WASHER, Z 10.2 SPLIT LOCK ZINC	F81055-2	2	
19	BOLT, M10X50-8.8 HEX HEAD FULL THREAD ZINC	F81003-4	2	
	SPROCKET ASSEMBLY	711976	1	
20	BRACKET WELDMENT, LEFT SPROCKET MOUNT	713099-1	1	
21	SPROCKET, 08B Z=14	711991	1	
22	WASHER, 16.3 SPLIT LOCK ZINC	F81058-2	1	
23	BOLT, M16X50-8.8 HEX HEAD FULL THREAD ZINC	F81006-38	1	
24	WASHER, 16.5/30-6 ZINC-PLATED	711977-1	1	
25	WASHER, 10.5 FLAT ZINC	F81055-1	2	
26	WASHER, Z 10.2 SPLIT LOCK ZINC	F81055-2	2	
27	BOLT, M10X25 8.8 HEX HEAD FULL THREAD ZINC	F81003-11	2	
	SPROCKET ASSEMBLY	714758	1	
28	BRACKET WELDMENT, SPROCKET LEFT MOUNT	714759-1	1	
29	WASHER, 16.3 SPLIT LOCK ZINC	F81058-2	1	
30	BUSHING, SPECIAL	714776-1	1	
31	WASHER, 10.5 FLAT ZINC	F81055-1	2	
32	WASHER, Z 10.2 SPLIT LOCK ZINC	F81055-2	2	
33	BOLT, M10X25 8.8 HEX HEAD FULL THREAD ZINC	F81003-11	2	
34	SPROCKET, 12B1 Z=13	713045	1	
35	BOLT, M16X50-8.8 HEX HEAD FULL THREAD ZINC	F81006-38	1	
36	WASHER, 26X45X3	714775	1	
	TENSIONER, CHAIN - COMPLETE	714762	1	
37	BRACKET WELDMENT, CHAIN TENSIONER	713094-1	1	
38	TENSIONER, 12B CHAIN	714764-1	1	
39	WASHER, 13 FLAT ZINC	F81056-1	1	
40	NUT, M12 8 HEX NYLON ZINC LOCK	F81034-2	1	
41	SCREW, M10X40-8.8 HEX SOCKET HEAD CAP ZINC	F81003-22	2	
	TENSIONER, CHAIN - COMPLETE	711984	1	
42	BRACKET WELDMENT, CHAIN TENSIONER	713094-1	1	
43	TENSIONER, CHAIN	711641-1	1	
44	WASHER, 13 FLAT ZINC	F81056-1	1	
45	NUT, M12 8 HEX NYLON ZINC LOCK	F81034-2	1	
46	SCREW, M10X40-8.8 HEX SOCKET HEAD CAP ZINC	F81003-22	2	
47	CHAIN, 08B-1, L=710.5MM IWIS	713637	1	
48	LINK, 08B-1PZ CHAIN	091625	2	
49	ROLLER, SIDE SUPPORT	015014-1	2	

REF.	DESCRIPTION (* Indicates Parts Available in Assemblies Only)	PART #	QTY	
50	BOLT, WB2000 SIDE SUPPORT	714661-1	1	
51	WASHER, 10.5 SPECIAL FLAT ZINC	F81055-6	1	
52	BOLT, M10X35 8.8 HEX HEAD FULL THREAD ZINC	F81003-17	1	
53	BUSHING	095937-1	2	
54	CHAIN, 12B-1, L=680MM	714761	1	
55	LINK, 12B-1PZ MASTER	090713	2	

9.7 Side Support Drive Assembly



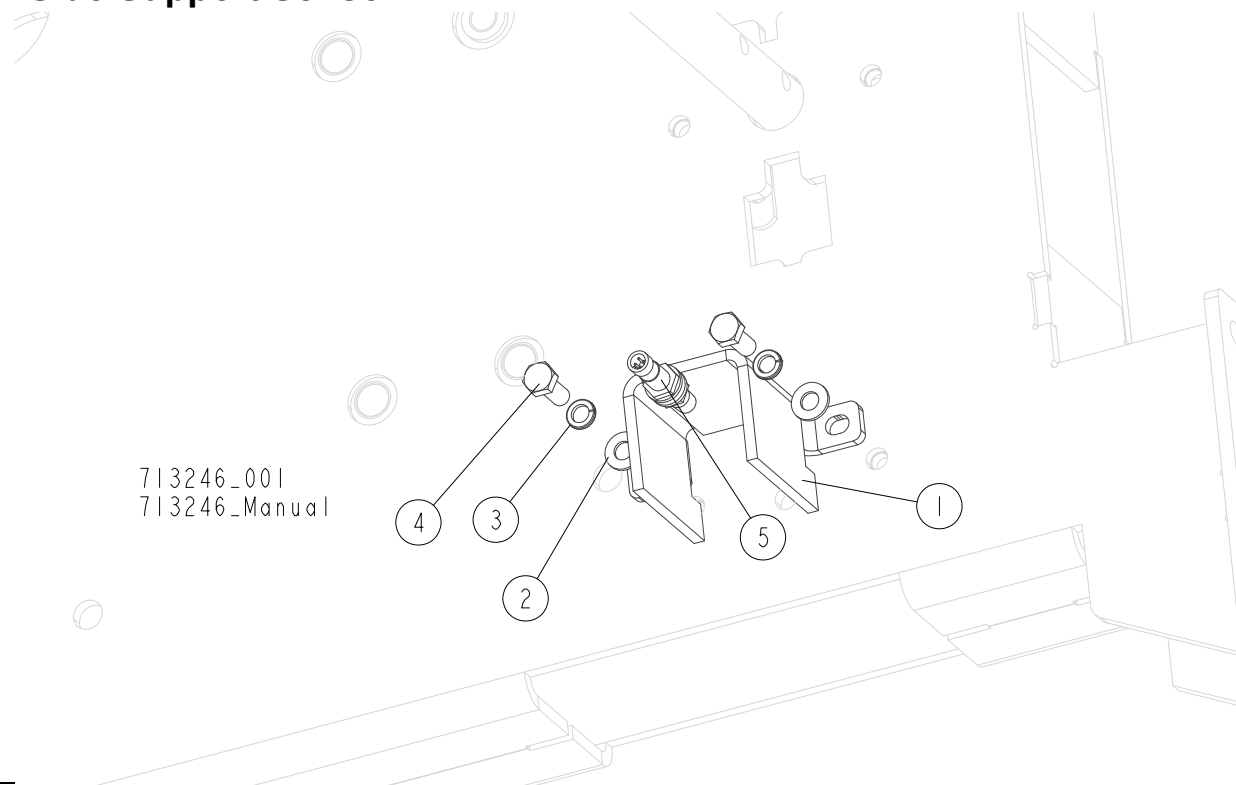
714503_001
714503_Manual

REF.	DESCRIPTION (◆Indicates Parts Available in Assemblies Only)	PART #	QTY	QTY
	DRIVE ASSEMBLY, SIDE SUPPORT ("M" FRAME)	711989	1	-
	DRIVE ASSEMBLY, SIDE SUPPORT ("S" FRAME)	714670	-	1
1	ROD, SIDE SUPPORT DRIVE	713828-1	4	3
2	BRACKET WELDMENT, CYLINDER	713101-1	1	1
3	SCREW, M10X40-8.8 HEX SOCKET HEAD CAP ZINC	F81003-22	14	10
4	CYLINDER, CJ-S411-16-40/28/350 HYDRAULIC	710784 ¹	1	1
5	BRACKET, PNEUMATIC CYLINDER MOUNT	713750-1	1	1
6	PIN, 25X85.5	713111-1	1	1
7	WASHER, 25 1X44X2	711319	4	4
8	PIN, S-FE 5X40 COTTER	F81043-31	4	4

REF.	DESCRIPTION (◆Indicates Parts Available in Assemblies Only)	PART #	QTY	QTY
9	PIN, 25X107.5	713112-1	1	1
10	BUSHING, 25.5/30-18 ZINC-PLATED	502645-1	2	2
11	WASHER, 13 FLAT ZINC	F81056-1	4	4
12	BOLT, M12X90 8.8 HEX HEAD ZINC	F81004-2	2	2
13	NUT, M12 8 HEX NYLON ZINC LOCK	F81034-2	2	2
14	BUSHING, SIDE SUPPORT DRIVE	711996-1	3	2
15	BUSHING, 25.8/36-10 ZINC-PLATED	088074-1	2	2
	BUSHING ASSEMBLY, ROD SLIDE	713098	8	6
16	BUSHING WELDMENT, ROD SLIDE	711988-1	1	1
17	BUSHING, 30.1/40-30	711985	1	1
18	WASHER, 10.5 FLAT ZINC	F81055-1	2	2
19	WASHER, Z 10.2 SPLIT LOCK ZINC	F81055-2	2	2
20	BOLT, M10X25 8.8 HEX HEAD FULL THREAD ZINC	F81003-11	2	2
21	FITTING, 90° MALE ELBOW	P09142	2	2

¹ Seal kit - 714911

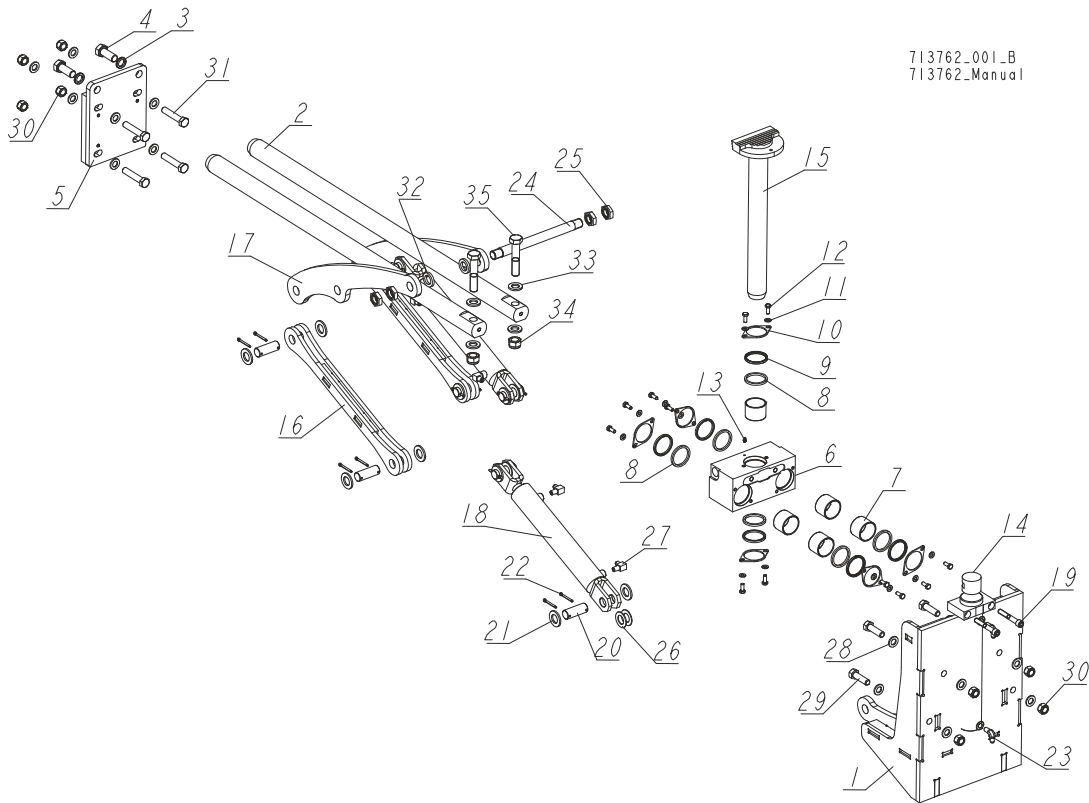
9.8 Side Support Sensor



REF.	DESCRIPTION (◆ Indicates Parts Available In Assemblies Only)	PART #	QTY
	SENSOR, SIDE SUPPORT - COMPLETE	713246 ¹	1
1	GUIDE, SIDE SUPPORT SENSOR	713218-1	1
2	WASHER, 10.5 FLAT ZINC	F81055-1	2
3	WASHER, Z 10.2 SPLIT LOCK ZINC	F81055-2	2
4	BOLT, M10X25 8.8 HEX HEAD FULL THREAD ZINC	F81003-11	2
5	SENSOR, BES M12MG-PSC80F-S04G INDUCTIVE	093168	1

¹ Not in the EC version

9.9 WB2000 MIDDLE LOG CLAMP



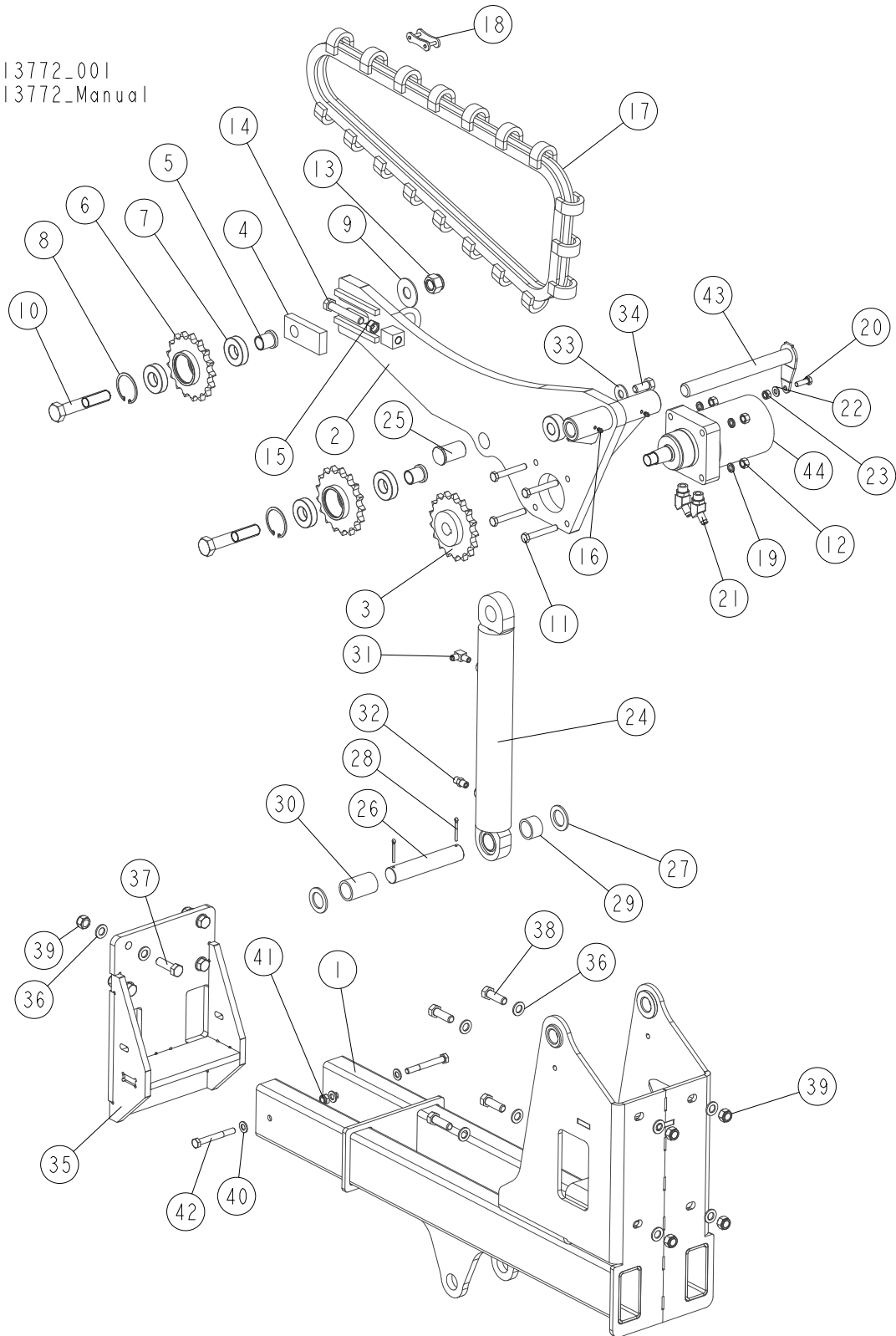
713762_001_B
713762_Manual

REF	DESCRIPTION (* indicates parts available in assemblies only)	PART #	Qty.
-	CLAMP, WB2000 MIDDLE	713762	1
1	MOUNT WELDMENT, MIIDDLE CLAMP	713763-1	1
2	ROD, LOG CLAMP HORIZONTAL	710731	2
3	WASHER, 20.5 SPLIT LOCK ZINC	F81059-1	2
4	BOLT, M20X50-8.8-B HEX HEAD FULL THREAD ZINC	F81007-17	2
5	PLATE, MOUNTING	713771-1	1
-	BLOCK, STEEL W/BUSHINGS - COMPLETE	711599	1
-	BLOCK, STEEL W/BUSHINGS	711598-1	1
6	BLOCK, STEEL	711577	1
7	BUSHING, 5040BS SELF-LUBRICATING	088660	6
8	WASHER, 51/60-5	089324	6
9	WIPER, ZZ 50X60X5/7 NBR LOG CLAMP ROD	088587	6
10	PLATE, COVER	088887-1	6
11	WASHER, 8.4 FLAT ZINC	F81054-1	12
12	BOLT, M8X20 8.8 HEX HEAD FULL THREAD ZINC	F81002-4	12
13	FITTING, 3/16X3/16 STRAIGHT GREASE	P04107	1
14	CYLINDER, CJ-S582-16-50/35/300 HYDRAULIC	711617	1
15	ROD, ASSEMBLY VERTICAL	710735-1	1
16	ARM WELDMENT, LOG CLAMP	711580-1	2
17	ARM, WB2000 LOG CLAMP	711602-1	2
18	CYLINDER, CJ-S606-16-50/28/250 HYDRAULIC	711594	2
19	SCREW, M12X80-8.8-B HEX SOCKET HEAD CAP ZINC	F81004-20	2

REF	DESCRIPTION (* indicates parts available in assemblies only)	PART #	Qty.	
20	PIN, 25X67	711605-1	8	
21	WASHER, 25 FLAT ZINC	F81061-3	16	
22	PIN, S-FE 5X40 COTTER	F81043-31	16	
23	FITTING, 1/4NPTX1/4JIC MALE ELBOW	P09142	2	
24	SHAFT, MAIN CLAMP	711606-1	1	
25	NUT, M24-04-B HEX THIN ZINC	F81039-3	4	
26	WASHER, 25 1X44X2	711319	8	
27	FITTING, 3/8JIC-1/4NPT 90L	015491	4	
28	WASHER, 17 SPLIT LOCK ZINC	F81058-1	15	
29	BOLT, M16X55-8.8 HEX HEAD FULL THREAD ZINC	F81006-61	4	
30	NUT, M16 HEX NYLON ZINC LOCK	F81036-2	8	
31	BOLT, M16X80-8.8 HEX HEAD FULL THREAD ZINC	F81006-11	4	
32	WASHER, 25.5/40-6 POLYAMIDE	715717	2	
33	WASHER, 21 FLAT ZINC	F81059-2	4	
34	NUT, M20-8 DIN985 HEX NYLON ZINC LOCK	F81037-2	2	
35	BOLT, M20X100-8.8 HEX HEAD ZINC	F81007-6	2	

9.10 Chain Log Turner

713772_001
713772_Manual

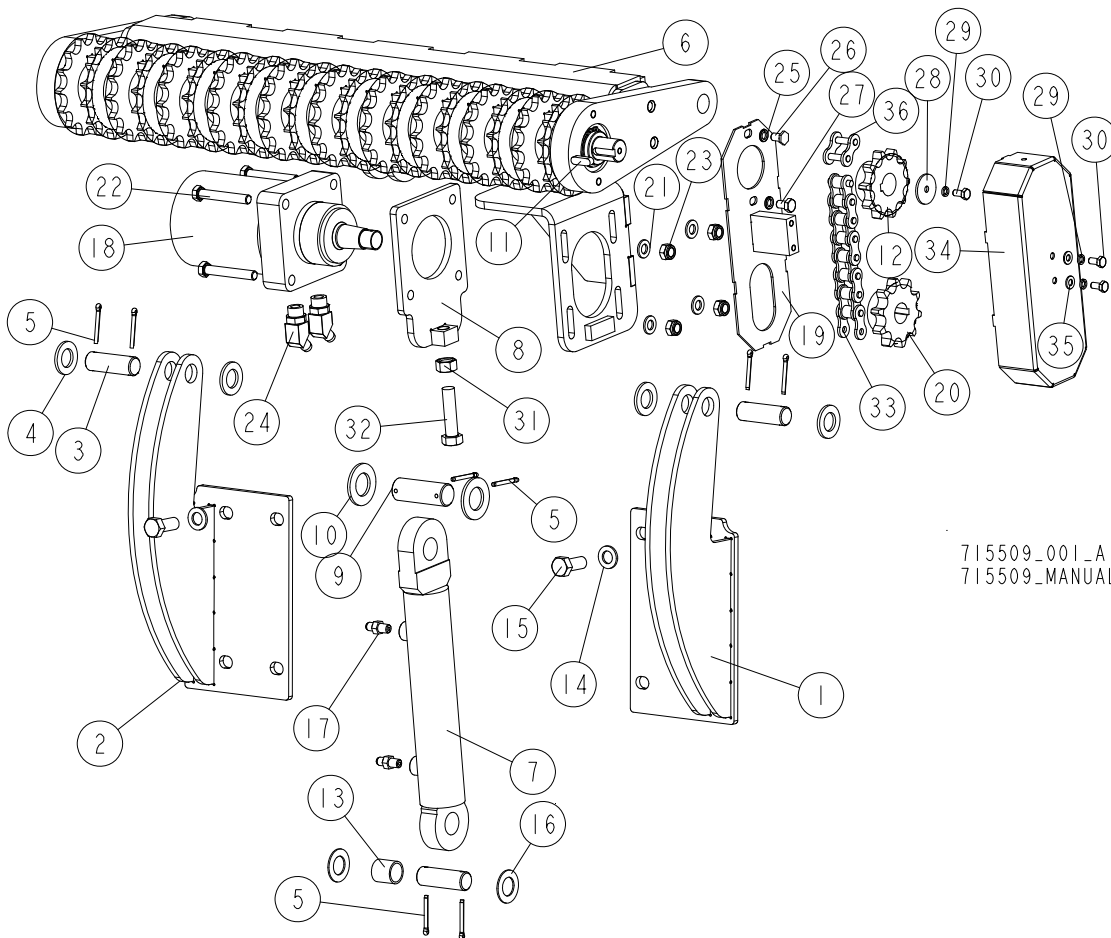


REF.	DESCRIPTION (* Indicates Parts Available in Assemblies Only)	PART #	QTY
	TURNER. WB2000 CHAIN - COMPLETE	713772	1
1	MOUNT WELDMENT, CHAIN TURNER	713773-1	1
	TURNER. WB2000 CHAIN	710490	1

REF.	DESCRIPTION (* Indicates Parts Available in Assemblies Only)	PART #	QTY
2	ARM WELDMENT, CHAIN LOG TURNER	710495-1	1
3	SPROCKET, LOG TURNER	092339	1
4	PLATE, CHAIN TENSION	095664-1	1
5	BUSHING, LOG TURNER	095663-1	2
	SPROCKET, COMPLETE	092399	2
6	SPROCKET W/HUB	093290	1
7	BEARING, 6206 25 IN IDLER	093292	2
8	RING, 62W INSIDE RETAINING	F81090-1	1
9	WASHER, 25X63 ZINC-PLATED	088585-1	1
10	BOLT, M24X130 HEX HEAD	F81009-4	2
11	BOLT, M12X80 -8.8 HEX HEAD ZINC	F81004-46	4
12	NUT, M12-8 HEX ZINC	F81034-1	4
13	NUT, M24 Z PN-EN ISO 7040 NYLON	F81039-8	2
14	BOLT, M16X100-8.8 HEX HEAD FULL THREAD ZINC	F81006-2	1
15	NUT, M16-8 HEX ZINC	F81036-1	1
16	FITTING, M6 TYPE A STRAIGHT GREASE	086280	2
17	CHAIN, LOG TURNER	711157	1
18	LINK, MASTER	093427	1
19	WASHER, Z12.2 SPLIT LOCK ZINC	F81056-2	4
20	BOLT, M10X30 5.8 HEX HEAD FULL THREAD ZINC	F81003-2	1
21	FITTING, 3/8" ELBOW	034538	2
22	WASHER, 10.5 FLAT ZINC	F81055-1	1
23	NUT, M10 HEX NYLON ZINC LOCK	F81033-1	1
24	CYLINDER, CJ-SXXX-16-63/36/250 HYDRAULIC	713984 ¹	1
25	PIN, N35X70 FLANGE 40-5 ZINC-PLATED	710792-1	1
26	PIN, 34.9 X 188 ZINC-PLATED	710972-1	1
27	WASHER, 35.2/55-4 ZINC-PLATED	507582-1	2
28	PIN, S-FE 5X40 COTTER	F81043-31	2
29	BUSHING, 35/44X27.5	710983-1	1
30	BUSHING, 35/44X69.5	710984-1	1
31	FITTING, 3/8JIC-1/4NPT 90L	015491	1
32	FITTING, 3/8JIC-1/4NPT STRAIGHT	015560	1
33	WASHER, 17/40-3 ZINC-PLATED	089360-1	1
34	SCREW, ISO 4017-M16X35-8.8-A2E HEX HEAD	F81006-45	1
35	BRACKET, CHAIN LOG TURNER	713781-1	1
36	WASHER, 17 SPLIT LOCK ZINC	F81058-1	16
37	BOLT, M16X55-8.8 HEX HEAD FULL THREAD ZINC	F81006-61	4
38	BOLT, M6X16-8.8 HEX HEAD FULL THREAD ZINC	F81006-7	4
39	NUT, M16-8 HEX NYLON ZINC LOCK	F81036-2	8
40	WASHER, 13 FLAT ZINC	F81056-1	4
41	NUT, M12 8 HEX NYLON ZINC LOCK	F81034-2	2
42	BOLT, M12X100-8.8 HEX HEAD ZINC	F81004-3	2
43	PIN W/PLATE	710505-1	1
44	MOTOR, TG0475US080AABP HYDRAULIC	007331-2	1

¹ Seal kit - 714908

9.11 Driven Log Levelling Roller - Left & Right



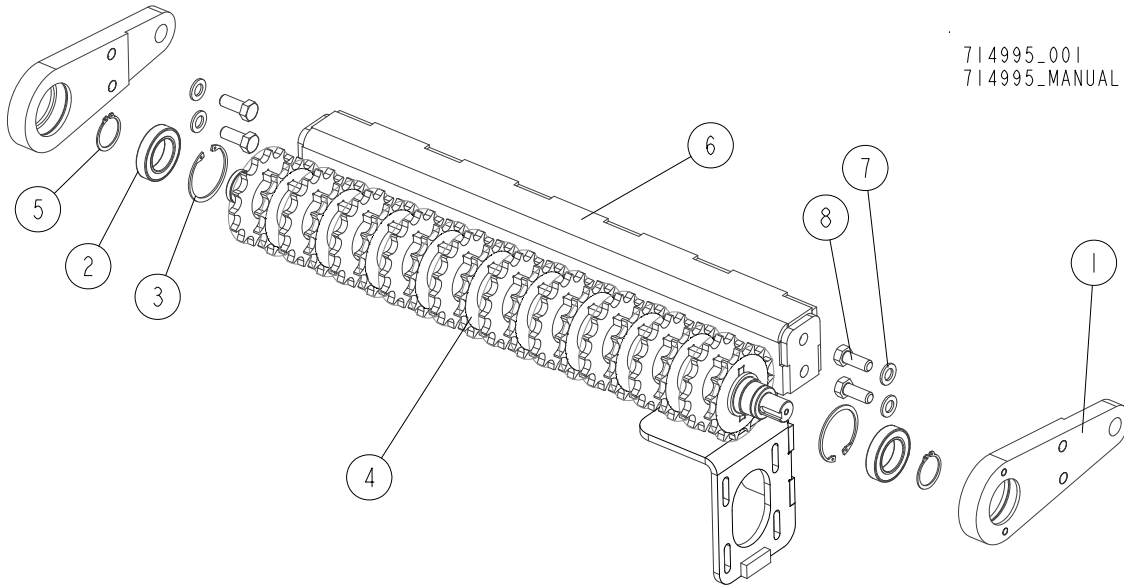
715509_001_A
715509_MANUAL

REF.	DESCRIPTION (* indicates parts available in assemblies only)	PART #	QTY
-	ROLLER, DRIVEN LOG LEVELLING - RIGHT	715509	1
-	ROLLER, DRIVEN LOG LEVELLING - LEFT	715511	1
1	MOUNT WELDMENT, RIGHT	710531-1	1
2	MOUNT WELDMENT, LEFT	710749-1	1
3	PIN, 24.9X75 ZINC-PLATED	088659-1	3
4	WASHER, 25 FLAT ZINC	F81061-3	4
5	PIN, S-FE 5X40 COTTER	F81043-31	8
6	ARM, RIGHT LOG LEVELLING ROLLER - COMPLETE See Section 9.12	714995	1
	ARM, LEFT LOG LEVELLING ROLLER - COMPLETE See Section 9.12	715014	1
7	CYLINDER, CJ-S579-16-50/28/145 HYDRAULIC	710756	1
8	PLATE, MOTOR CHAIN TENSIONER	714879-1	1
9	PIN, 30X83	710799-1	1
10	WASHER, 31-ZINC FLAT	F81061-9	2
11	KEY, A10X8X32, PARALLEL	507591	1
	KEY, A 8X7X28 PARALLEL	096035	1
12	SPROCKET, 16B Z10 HYDRAULIC MOTOR	714886	1
13	BUSHING, 25/30-30 ZINC-PLATED	710974-1	1
14	WASHER, 17 SPLIT LOCK ZINC	F81058-1	2
15	BOLT, M16X40-8.8 HEX HEAD FULL THREAD ZINC	F81006-13	2

HYDRAULIC KITS*Driven Log Levelling Roller - Left & Right*

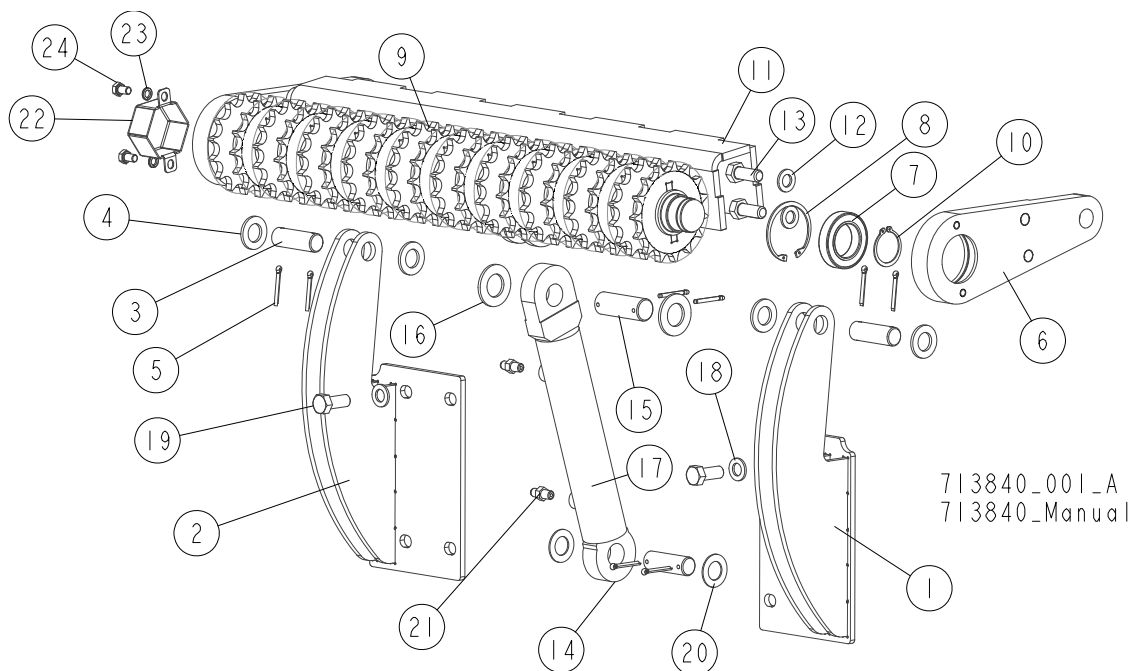
REF.	DESCRIPTION (* indicates parts available in assemblies only)	PART #	QTY	
16	WASHER, 25 1X44X2	711319	2	
17	Fitting, C5205x4x4 Male Hydraulic	P09143	2	
18	MOTOR, TG0475US080AABP HYDRAULIC	007331-2	1	
19	GUARD WELDMENT, DRIVEN LOG LEVELLING ROLLER	714896-1	1	
20	SPROCKET, 16B Z10 HYDRAULIC MOTOR	714885	1	
21	WASHER, 13 FLAT ZINC	F81056-1	4	
22	BOLT, M12X80 -8.8 HEX HEAD ZINC	F81004-46	4	
23	NUT, M12 8 HEX NYLON ZINC LOCK	F81034-2	4	
24	FITTING, #10SAE-3/8JIC 45 ELBOW	034538	2	
25	WASHER, Z 10.2 SPLIT LOCK ZINC	F81055-2	2	
26	BOLT, M10X16 SPECIAL	715510	1	
27	BOLT, M10X16-8.8 HEX HEAD FULL THREAD ZINC	F81003-13	1	
28	WASHER, 8.3/40-3 ZINC-PLATED	094128-1	1	
29	WASHER, 8.2 SPLIT LOCK ZINC	F81054-4	3	
30	BOLT, M8X16-8.8-B HEX HEAD FULL THREAD ZINC	F81002-20	3	
31	NUT, M16-8 HEX ZINC	F81036-1	1	
32	BOLT, M16X65-8.8-B HEX HEAD FULL THREAD ZINC	F81006-1	1	
33	CHAIN, 16B-1 610 LINK	714996	1	
34	GUARD, LOG LEVELLING ROLLER CHAIN	714888-1	1	
35	WASHER, 8.4 FLAT ZINC	F81054-1	2	
36	LINK, 161 MASTER W/COTTER PINS	523672	1	

9.12 Log Levelling Roller Arm



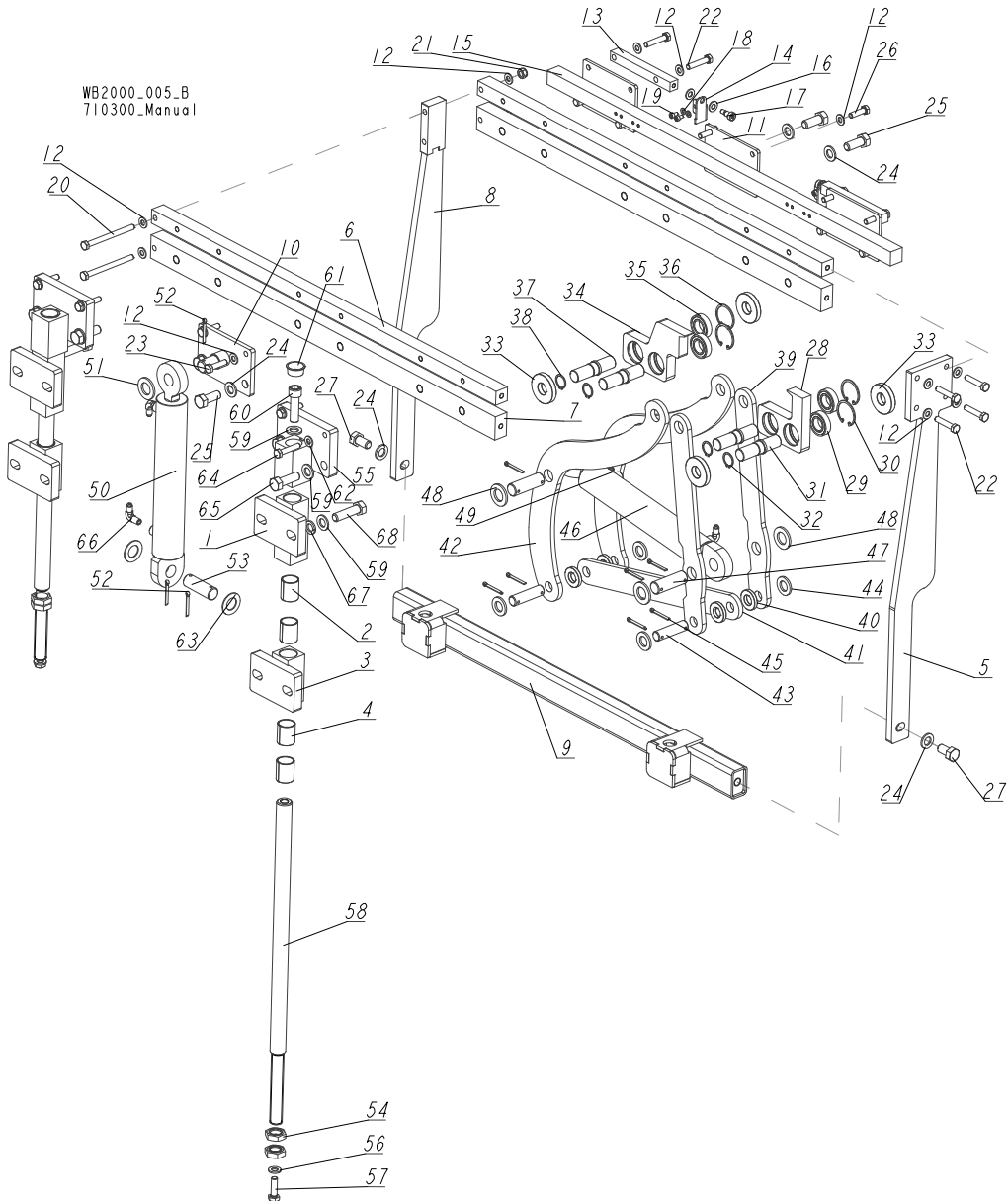
REF.	DESCRIPTION (* indicates parts available in assemblies only)	PART #	QTY	QTY
-	ARM, DRIVEN LOG LEVELLING ROLLER - COMPLETE	714995	1	-
-	ARM, LEFT ROLLER - COMPLETE	715014	-	1
-	BRACKET WELDMENT, DRIVEN LOG LEVELLING ROLLER	710747	2	2
1	BRACKET, CONNECTION	710746-1	1	1
2	BEARING, 6009.2RSR (FAG) ROLLING	096025	1	1
3	RING, W75 INSIDE RETAINING	F81090-41	1	1
4	SHAFT, DRIVEN LOG LEVELLING ROLLER - COMPLETE	714918-1	1	1
5	RING, Z 45 OUTSIDE RETAINING	F81090-32	2	2
6	MOUNT WELDMENT, CYLINDER	714892-1	1	-
	MOUNT WELDMENT, CYLINDER LEFT	714980-1	-	1
7	WASHER, 17 SPLIT LOCK ZINC	F81058-1	4	4
8	BOLT, M16X40-8.8 HEX HEAD FULL THREAD ZINC	F81006-13	4	4

9.13 Log Levelling Roller



REF.	DESCRIPTION (◆Indicates Parts Available in Assemblies Only)	PART #	QTY
	ROLLER, LOG LEVELLING	713840	1
1	MOUNT WELDMENT, RIGHT	710531-1	1
2	MOUNT WELDMENT, LEFT	710749-1	1
3	PIN, 24.9X75 ZINC-PLATED	088659-1	3
4	WASHER, 25 ZINC	F81061-3	4
5	PIN, S-FE 5X40 COTTER	F81043-31	8
	ARM, LOG LEVELLING ROLLER - COMPLETE	713841	1
	BRACKET WELDMENT, LOG LEVELLING ROLLER	710747	2
6	BRACKET, CONNECTION	710746-1	1
7	BEARING, 6009.2RSR (FAG) ROLLING	096025	1
8	RING, W 75 INSIDE RETAINING	F81090-41	1
9	SHAFT, DRIVEN LOG LEVELLING ROLLER - COMPLETE	710716-1	1
10	RING, Z 45 OUTSIDE RETAINING	F81090-32	2
11	MOUNT WELDMENT, CYLINDER	713842-1	1
12	WASHER, 17 SPLIT LOCK ZINC	F81058-1	4
13	BOLT, M16X40-8.8 HEX HEAD FULL THREAD ZINC	F81006-13	4
14	CYLINDER, CJ-S579-16-50/28/145 HYDRAULIC	710756	1
15	PIN, 30X83	710799-1	1
16	WASHER, 31 FLAT ZINC	F81061-9	2
17	BUSHING, 25/30-30 ZINC-PLATED	710974-1	1
18	WASHER, 17 SPLIT LOCK ZINC	F81058-1	2
19	BOLT, M16X40-8.8 HEX HEAD FULL THREAD ZINC	F81006-13	2
20	WASHER, 25 1X44X2	711319	2
21	FITTING, C5205X4X4 MALE	P09143	2
22	GUARD	714626-1	1
23	WASHER, 10.2 SPLIT LOCK ZINC	F81055-2	2
24	BOLT, M10X16-8.8 HEX HEAD FULL THREAD ZINC	F81003-13	2

9.14 Pull Down Clamp



REF.	DESCRIPTION (◆ Indicates Parts Available in Assemblies Only)	PART #	QTY
	CLAMP, LEFT PULL-DOWN - COMPLETE	710776	1/0
	CLAMP, RIGHT PULL-DOWN - COMPLETE	710777	0/1
	BLOCK ASSEMBLY, MIDDLE GUIDE	710343	2
1	BLOCK WELDMENT, GUIDE	710342-1	1
2	BUSHING, 3040BS SELF-LUBRICATING	088676	2
	BLOCK ASSEMBLY, LOWER GUIDE	710356	2
3	BLOCK WELDMENT, GUIDE	710355-1	1
4	BUSHING, 3040BS SELF-LUBRICATING	088676	2
	CLAMP, PULL-DOWN	710340	1/0
	CLAMP, RIGHT PULL-DOWN - COMPLETE	710520¹	0/1
5	PLATE, MOUNTING	710364-1	1
6	BAR, UPPER MAIN	710335-1	2
7	BAR, LOWER MAIN	710336-1	2

REF.	DESCRIPTION (◆ Indicates Parts Available In Assemblies Only)	PART #	QTY
8	PLATE WELDMENT, MOUNTING	710379-1	1
9	TUBE WELDMENT, LEFT LOWER	710380-1	1/0
	TUBE WELDMENT, RIGHT LOWER	711160-1 ²	0/1
10	BRACKET WELDMENT, LOG CLAMP CYLINDER	710359-1	1
11	PLATE, LOG CLAMP REAR	710351-1	3
12	WASHER, 10.5 FLAT ZINC	F81055-1	16
	BAR ASSEMBLY, ADDITIONAL	511206	1
13	BAR, MOUNTING	511207-1	2
14	BRACKET, MOUNTING	511209-1	2
15	BAR, MOUNTING	511208-1	1
16	WASHER, 10.5 FLAT ZINC	F81055-1	4
17	BOLT, 10/M8X12-12.9 BOSSARD SHOULDER	F81003-62	2
18	WASHER, 6.4 FLAT ZINC	F81053-1	4
19	SCREW, M6X10 8.8 HEX SOCKET HEAD CAP ZINC	F81001-12	4
20	BOLT, M10X120-8.8 HEX HEAD FULL THREAD ZINC	F81003-47	2
21	NUT, M10 HEX NYLON ZINC LOCK	F81033-1	2
22	BOLT, M10X50-8.8 HEX HEAD FULL THREAD ZINC	F81003-4	8
23	BOLT, M10X40-8.8 HEX HEAD FULL THREAD ZINC	F81003-16	2
24	WASHER, 17 SPLIT LOCK ZINC	F81058-1	10
25	BOLT, M16X40-8.8 HEX HEAD FULL THREAD ZINC	F81006-13	8
26	BOLT, M10X35 8.8 HEX HEAD FULL THREAD ZINC	F81003-17	2
27	BOLT, M16X30-8.8 HEX HEAD FULL THREAD ZINC	F81006-36	2
	JAW, COMPLETE LEFT	094700	1
28	JAW, LEFT	093464-1	1
29	BEARING, 6005 2RS, PN-85/M-86100	089652	2
30	RING, W 47 INSIDE RETAINING	089653	2
31	SHAFT, CLAMP JAW GUIDE	088620-1	2
32	RING, Z 24 OUTSIDE RETAINING	089654	2
33	WASHER, JAW SPACER	089542	4
	JAW, COMPLETE RIGHT	094701	1
34	JAW, RIGHT	093465-1	1
35	BEARING, 6005 2RS, PN-85/M-86100	089652	2
36	RING, W 47 INSIDE RETAINING	089653	2
37	SHAFT, CLAMP JAW GUIDE	088620-1	2
38	RING, Z 24 OUTSIDE RETAINING	089654	2
39	PLATE, CLAMP IN/OUT - SIDE	710795-1	2
40	WASHER, 20.5/40-7	089541	4
41	PLATE, CLAMP IN/OUT - BOTTOM	710347-1	1
42	PLATE, CLAMP IN/OUT - SIDE	710348-1	2
43	PIN, 19.9X75 ZINC-PLATED	088657-1	2
44	WASHER, 21 FLAT ZINC	F81059-2	4
45	PIN, S-FE 5X40 COTTER	F81043-31	8
46	CYLINDER, CJ-S606-16-50/28/235 HYDRAULIC	710778 ³	1
47	PIN, 25X75 ZINC-PLATED	088659-1	2
48	WASHER, 25 FLAT ZINC	F81061-3	4
49	FITTING, 90° MALE ELBOW	P09142	2
50	CYLINDER, CJ-S606-16-50/28/235 HYDRAULIC	710778	1
51	WASHER, 25 FLAT ZINC	F81061-3	1

REF.	DESCRIPTION (◆ Indicates Parts Available In Assemblies Only)	PART #	QTY	
52	PIN, S-FE 5X40 COTTER	F81043-31	3	
53	PIN, 24.9X75 ZINC-PLATED	088659-1	1	
54	NUT, M24-04-B HEX THIN ZINC	F81039-3	4	
55	BLOCK WELDMENT, UPPER GUIDE	710353-1	2	
56	WASHER, 13MM FLAT ZINC	F81056-1	2	
57	BOLT, M12X40 8.8 HEX HEAD FULL THREAD ZINC	F81004-4	2	
58	ROD, GUIDE	710339	2	
59	WASHER, 17 SPLIT LOCK ZINC	F81058-1	8	
60	SCREW, M16X55-8.8 HEX SOCKET HEAD CAP ZINC	F81006-18	2	
61	PLUG, M33 THREAD	089839	2	
62	WASHER, 10.5 FLAT ZINC	F81055-1	4	
63	WASHER, 25 1X44X2	711319	2	
64	BOLT, M10X50-8.8 HEX HEAD FULL THREAD ZINC	F81003-4	4	
65	BOLT, M6X16-8.8 HEX HEAD FULL THREAD ZINC	F81006-7	4	
66	FITTING, C5205X4X4 MALE	P09143	2	
67	WASHER, 16.3 SPLIT LOCK ZINC	F81058-2	2	
68	BOLT, M16x60 8.8 HEX HEAD FULL THREAD ZINC	F81006-12	2	

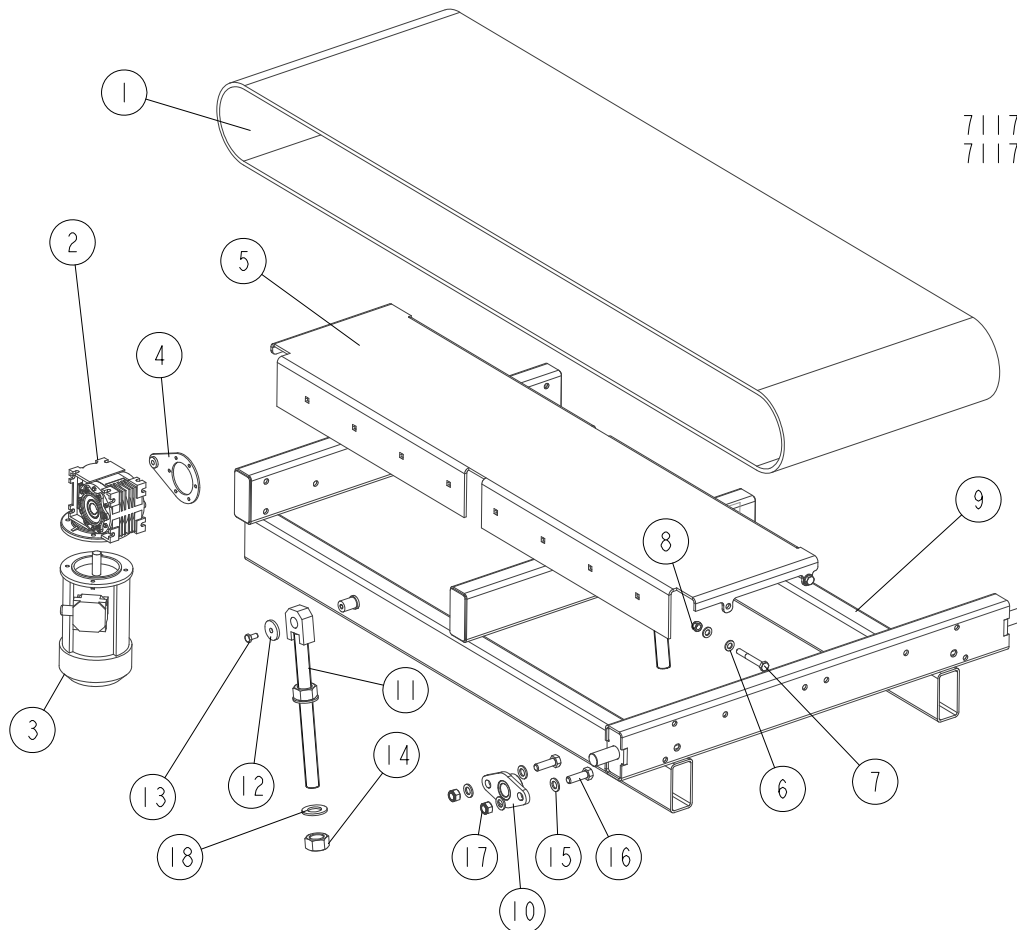
¹ Included in assy # 710777

² Included in assy # 710520

³ Seal kit - 714906

ROZDZIAŁ 10 BELT CONVEYOR

10.1 Belt Conveyor Frame

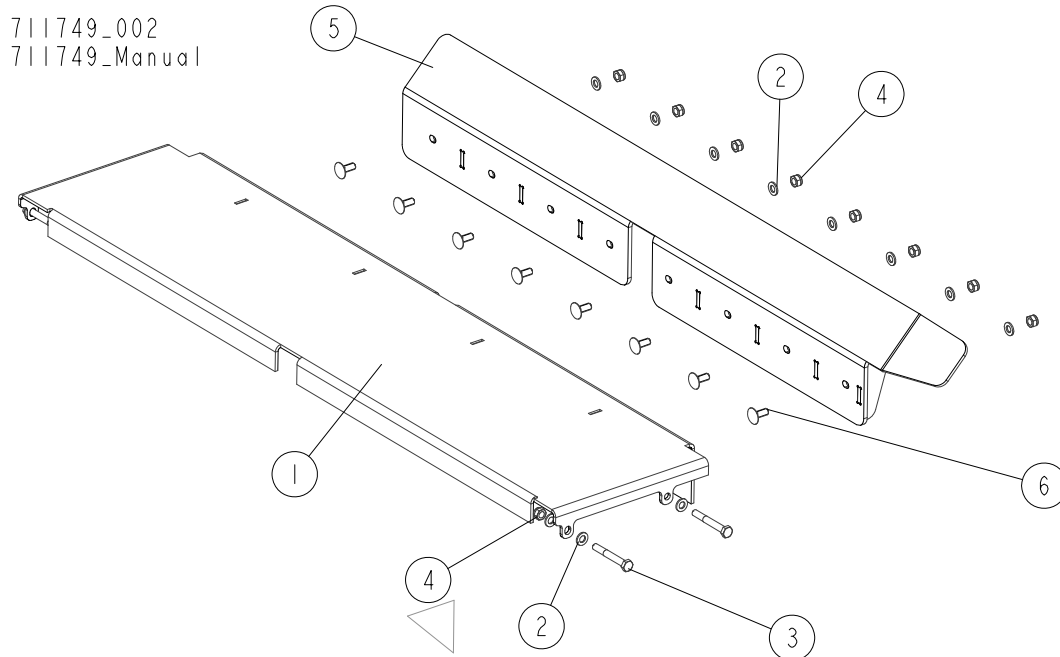


711749_001_A
711749_Manual

REF	DESCRIPTION (◆ Indicates Parts Available in Assemblies Only)	PART #	QTY
69	BELT, 2MOP3 LG4252x600 CONVEYOR	711750	1
	MOTOREDUCER, MR-50/7.5/1.1-1400/F3/V6	509560	1
70	REDUCER, MR-50/7.5/160	509557	1
71	MOTOR, STKG-80X-4C IMB14/1-162 INDUCTION	090104	1
72	ARM, R50 TORQUE	509558	1
73	PLATE, WB2000 CONVEYOR RIGHT TOP	711752-1	1
74	WASHER, 13 FLAT ZINC	F81056-1	8
75	BOLT, M12X90 8.8 HEX HEAD ZINC	F81004-2	4
76	NUT, M12 8 HEX NYLON ZINC LOCK	F81034-2	4
77	FRAME WELDMENT, BELT CONVEYOR	711760-1	1
78	BRACKET, BELT CONVEYOR MOUNT	711924-1	1
79	ROD WELDMENT, CONVEYOR TILT ADJUSTMENT ZINC-PLATED	711773-1	2

REF	DESCRIPTION (◆ Indicates Parts Available in Assemblies Only)	PART #	QTY
80	WASHER, 10.5/45-6 ZINC-PLATED	086286-1	1
81	BOLT, M10X20-5.8 HEX HEAD FULL THREAD ZINC	F81003-1	1
82	NUT, M30-HEX ZINC	F81038-3	2
83	WASHER, 17 SPLIT LOCK ZINC	F81058-1	4
84	BOLT, M6X16-8.8 HEX HEAD FULL THREAD ZINC	F81006-7	2
85	NUT, M16 HEX NYLON ZINC LOCK	F81036-2	2
86	WASHER, 31 FLAT ZINC	F81061-9	2

10.2 Conveyor Side Plate



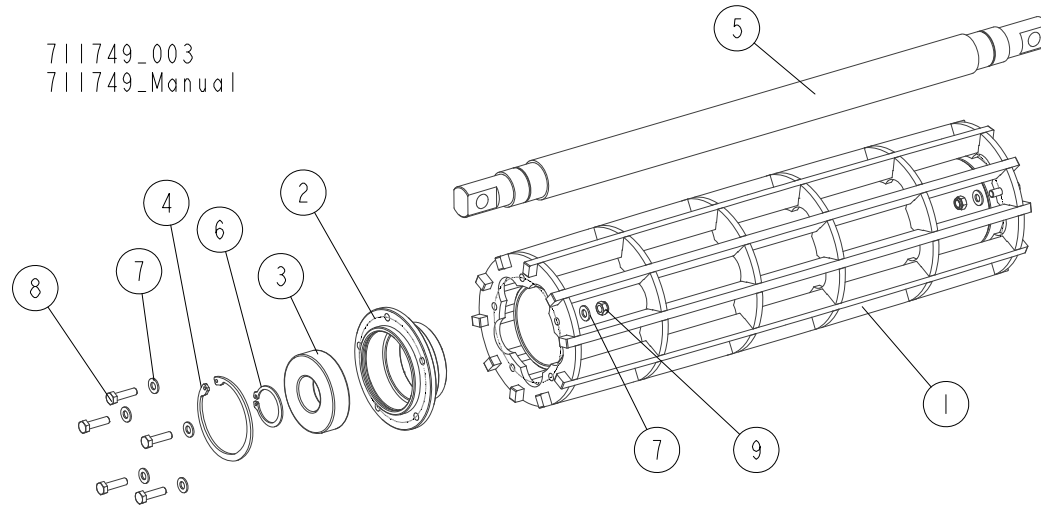
REF	DESCRIPTION (◆ Indicates Parts Available in Assemblies Only)	PART #	QTY
1	PLATE, WB2000 CONVEYOR LEFT TOP	713126-1	1
2	WASHER, 13 FLAT ZINC	F81056-1	16
3	BOLT, M12X90 8.8 HEX HEAD ZINC	F81004-2	4
4	NUT, M12 8 HEX NYLON ZINC LOCK	F81034-2	12
5	PLATE WELDMENT, CONVEYOR SIDE	713124-1	1
6	SCREW, M12X30 8.8 CARRIAGE ZINC	F81004-61	8

10

BELT CONVEYOR

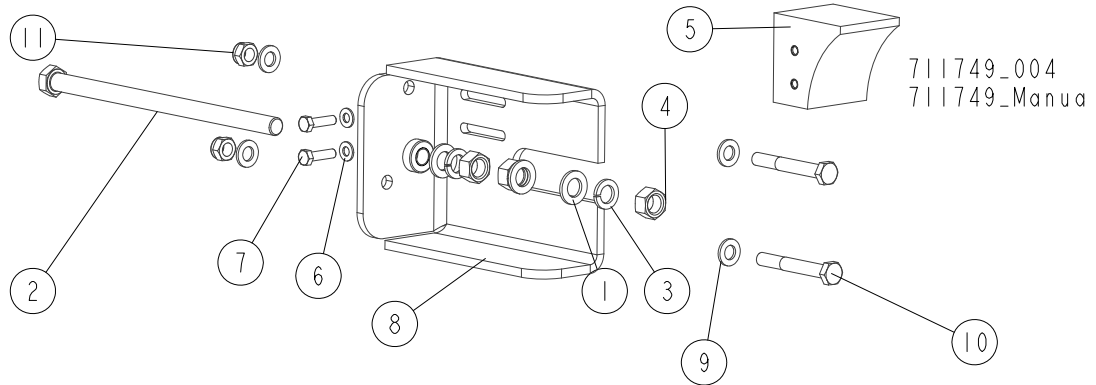
Idle-Side Roller

10.3 Idle-Side Roller



REF	DESCRIPTION (◆ Indicates Parts Available in Assemblies Only)	PART #	QTY
	ROLLER, WM4000 IDLE SIDE - COMPLETE	511286	1
1	ROLLER, BELT SCRAPER	511285-1	1
	HUB, ROLLER BEARING - COMPLETE	511305	2
2	HUB, ROLLER BEARING	511304-1	1
3	BEARING, 6308 2RS CX BALL	504268	1
4	RING, W90 INSIDE RETAINING	F81090-29	1
5	SHAFT, IDLE SIDE ROLLER	511283	1
6	RING, Z40 OUTSIDE RETAINING	F81090-33	2
7	WASHER, 8.4 FLAT ZINC	F81054-1	20
8	BOLT, M8X30-5.8-B HEX HEAD FULL THREAD ZINC	F81002-2	10
9	NUT, M8 8 HEX NYLON ZINC LOCK	F81032-2	10

10.4 Conveyor Belt Tensioner



REF	DESCRIPTION (◆ Indicates Parts Available in Assemblies Only)	PART #	QTY
1	WASHER, 17 SPLIT LOCK ZINC	F81058-1	3
2	BOLT, M16 X290-8.8 -A2 FULL THREAD	F81006-27	1
3	WASHER, 16.3 SPLIT LOCK ZINC	F81058-2	3
4	NUT, M16-8 HEX ZINC	F81036-1	3
5	BLOCK, SAFETY	711178	1
6	WASHER, 8.4 FLAT ZINC	F81054-1	2
7	BOLT, M8X30-5.8-B HEX HEAD FULL THREAD ZINC	F81002-2	2
8	BRACKET, BELT TENSION - LEFT	711776-1	1
	BRACKET, BELT TENSION - RIGHT	711775-1	1
9	WASHER, 13 FLAT ZINC	F81056-1	4
10	BOLT, M12X90 8.8 HEX HEAD ZINC	F81004-2	2
11	NUT, M12 8 HEX NYLON ZINC LOCK	F81034-2	2

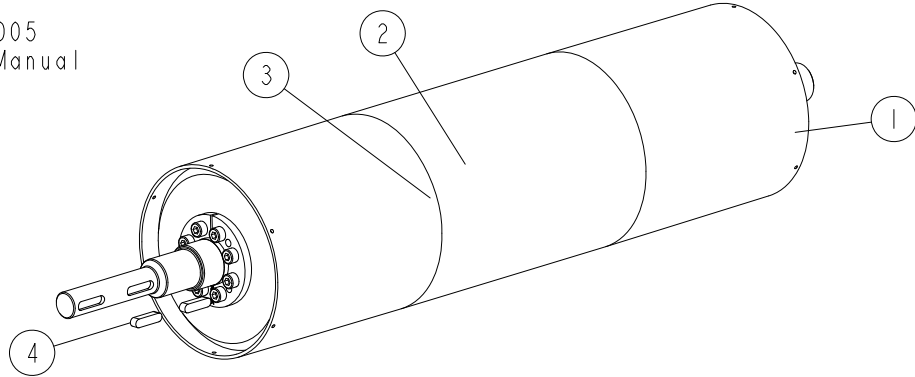
10

BELT CONVEYOR

Belt Conveyor Pulley

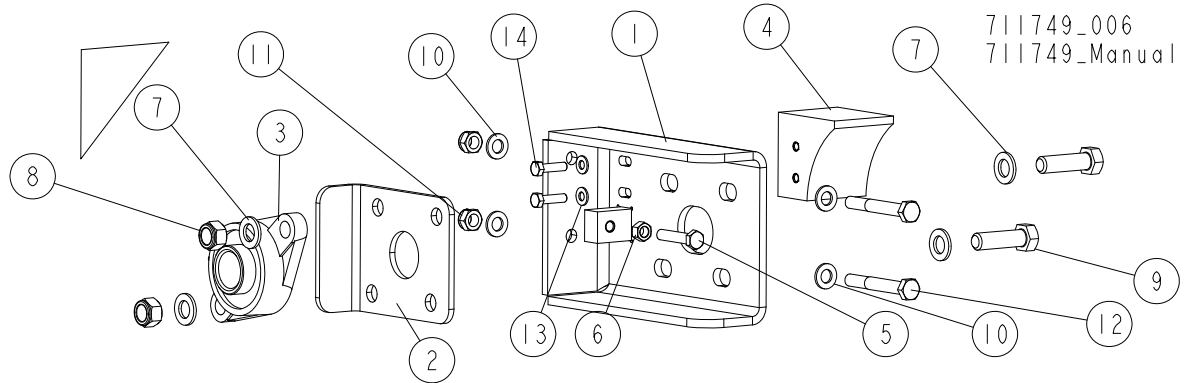
10.5 Belt Conveyor Pulley

711749_005
711749_Manual



REF	DESCRIPTION (◆Indicates Parts Available in Assemblies Only)	PART #	QTY	
	PULLEY ASSEMBLY, BELT CONVEYOR - COMPLETE	538054	1	
1	PULLEY, BELT CONVEYOR	538055-1	1	
2	LAGGING, PULLEY	R00100	1	
3	ADHESIVE, TEXCOL	090875	1	
4	KEY, A8X7X32 PARALLEL	088564	2	

10.6 Left Pulley Bracket



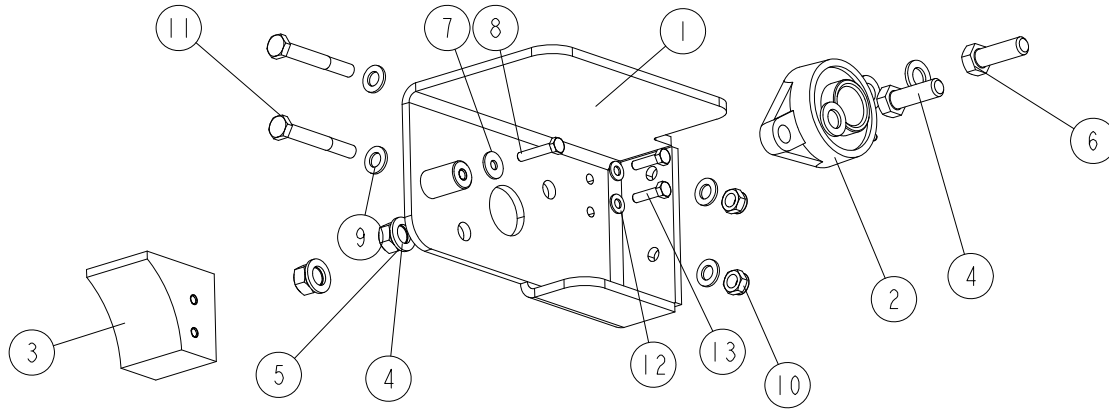
REF	DESCRIPTION (◆ Indicates Parts Available in Assemblies Only)	PART #	QTY
1	BRACKET WELDMENT, PULLEY MOUNT - LEFT	711176-1	1
2	PLATE, BELT TENSION CORRECTION	511278-1	1
3	BEARING, UCFL 207 BALL	524021	1
4	BLOCK, SAFETY	711178	1
5	BOLT, M10X50-8.8 HEX HEAD FULL THREAD ZINC	F81003-4	1
6	NUT, M10 8 HEX ZINC	F81033-3	1
7	WASHER, 17 SPLIT LOCK ZINC	F81058-1	4
8	NUT, M16-8 HEX NYLON ZINC LOCK	F81036-2	2
9	BOLT, M16X50-8.8 HEX HEAD FULL THREAD ZINC	F81006-38	2
10	WASHER, 13 FLAT ZINC	F81056-1	4
11	NUT, M12 8 HEX NYLON ZINC LOCK	F81034-2	2
12	BOLT, M12X90 8.8 HEX HEAD ZINC	F81004-2	2
13	WASHER, 8.4 FLAT ZINC	F81054-1	2
14	BOLT, M8X30-5.8-B HEX HEAD FULL THREAD ZINC	F81002-2	2

10

BELT CONVEYOR

Right Pulley Bracket

10.7 Right Pulley Bracket

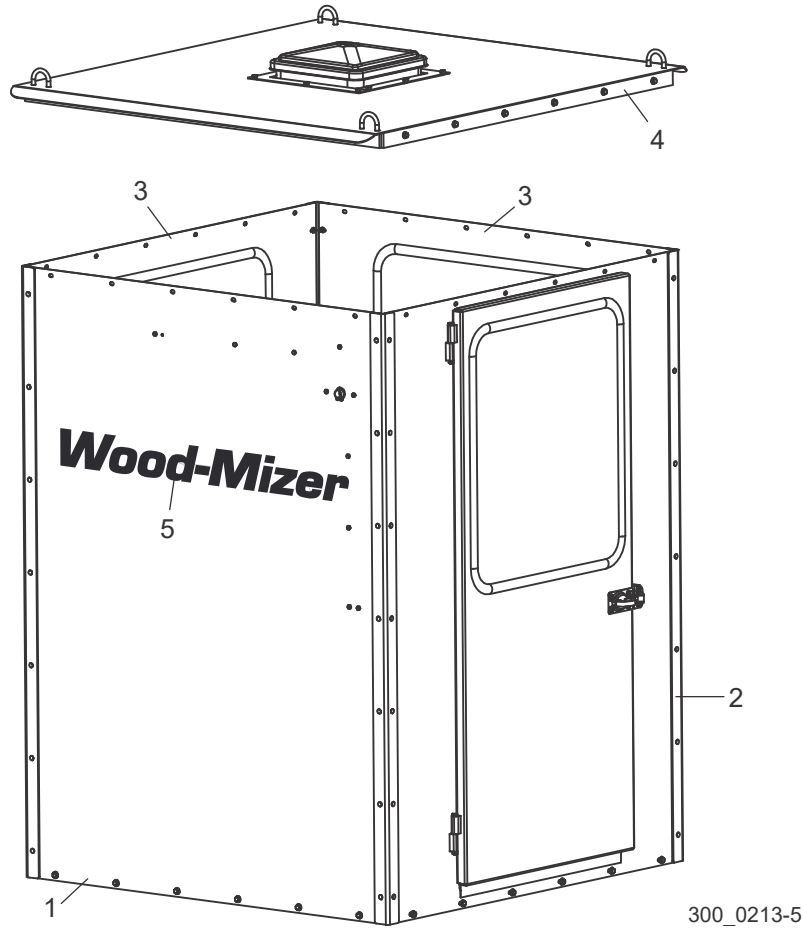


711749_007
711749_Manual

REF	DESCRIPTION (◆ Indicates Parts Available in Assemblies Only)	PART #	QTY
1	BRACKET WELDMENT, PULLEY MOUNT - RIGHT	715320-1	1
2	BEARING, UCFL 207 BALL	524021	1
3	BLOCK, SAFETY	711178	1
4	WASHER, 17 SPLIT LOCK ZINC	F81058-1	4
5	NUT, M16-8 HEX NYLON ZINC LOCK	F81036-2	2
6	BOLT, M16X50-8.8 HEX HEAD FULL THREAD ZINC	F81006-7	2
7	WASHER, ISO 7093-1-8-200 HV-A2E.	F81054-11	1
8	BOLT, M8X40-8.8 HEX HEAD FULL THREAD ZINC	F81002-15	1
9	WASHER, 13 FLAT ZINC	F81056-1	4
10	NUT, M12 8 HEX NYLON ZINC LOCK	F81034-2	2
11	BOLT, M12X90 8.8 HEX HEAD ZINC	F81004-2	2
12	WASHER, 8.4 FLAT ZINC	F81054-1	2
13	BOLT, M8X30-5.8-B HEX HEAD FULL THREAD ZINC	F81002-2	2

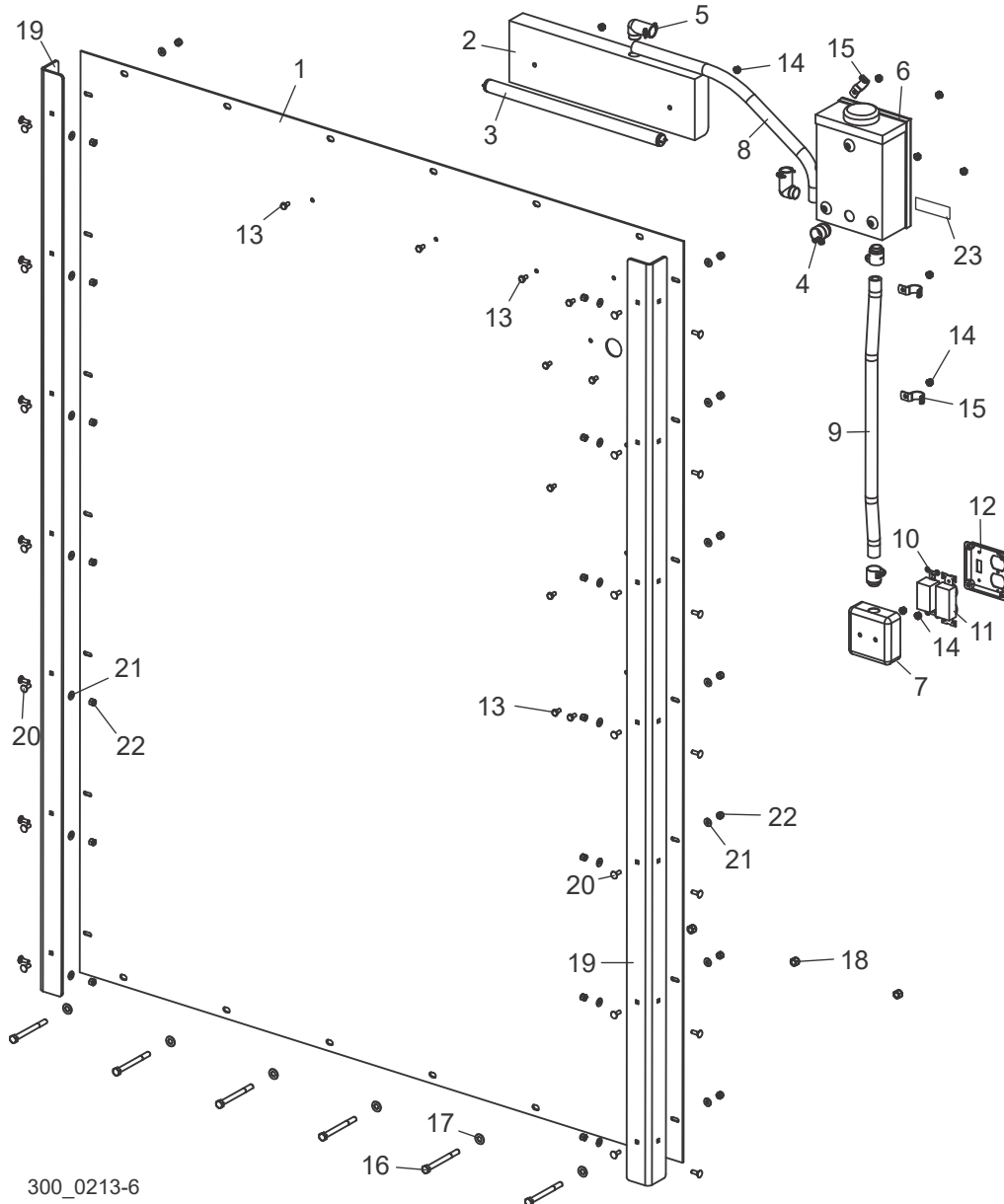
ROZDZIAŁ 11 CAB

11.1 Cab



REF.	DESCRIPTION (◆Indicates Parts Available in Assemblies Only)	PART #	QTY
	CAB ASSEMBLY, OPERATOR	058169	1
1	Rear Panel Parts See Section 11.2		
2	Right Panel Parts See Section 11.3		
3	Front & Left Panel Parts See Section 11.4		
4	Roof Parts See Section 11.5		
5	DECAL, 40" BLACK WOOD-MIZER LOGO	076274	1

11.2 Rear Panel

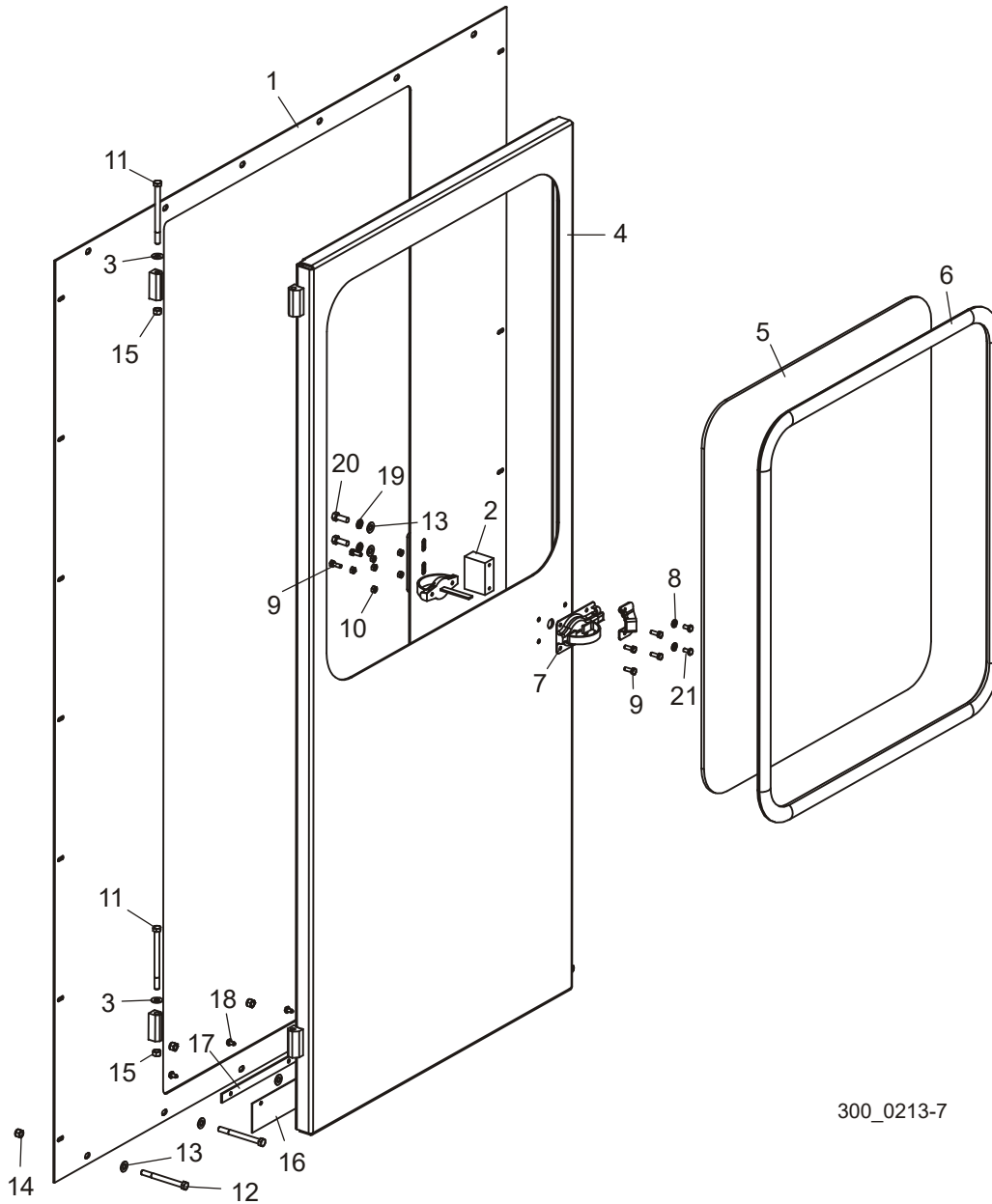


300_0213-6

REF.	DESCRIPTION (◆ Indicates Parts Available in Assemblies Only)	PART #	QTY
	PANEL ASSEMBLY, 2013 REAR	058175	1
1	Panel, 2013 Rear	058176	1
2	Fixture, Fluorescent Uncer-Cabinet Light	042590	1
3	Bulb, 15 Watt Fluorescent	016876	1
4	Clamp, 1/2" Flex Conduit	042595	3
5	Clamp, 1/2" 90° Flex Conduit	017801	2
6	Disconnect Switch, 30A Nema 1 Safety	069553	1
7	Box, 4" Electrical Utility	042591	1

8	Conduit, 1/2" x 21" Steel Flex	042597	1	
9	Conduit, 1/2" x 25" Steel Flex	042596	1	
10	Switch, 120VAC 20Amp Single Pole	042592	1	
11	Switch, 120VAC 20Amp Duplex	042593	1	
12	Cover, Stainless Steel Switch/Plug	042594	1	
13	Bolt, 1/4-20 x 1/2" Hex Head Zinc	F05005-15	9	
14	Nut, 1/4-20 Self-Locking Hex	F05010-9	9	
15	Clamp, 3/4 EMT	P04851	3	
16	Bolt, 3/8-16 x 4" Hex Head Zinc Grade 5	F05007-126	6	
17	Washer, 3/8" SAE Flat	F05011-3	6	
18	Nut, 3/8-16 Hex Nylon Zinc Lock	F05010-10	6	
19	ANGLE, CORNER SUPPORT	058917	2	
20	SCREW, 1/4-20 x 3/4" CARRIAGE	F05005-113	28	
21	WASHER, 1/4" SAE FLAT	F05011-11	28	
22	NUT, 1/4-20 HEX NYLON ZINC LOCK	F05010-69	28	
23	DECAL, CAB VOLTAGE	042676	1	

11.3 Right Panel

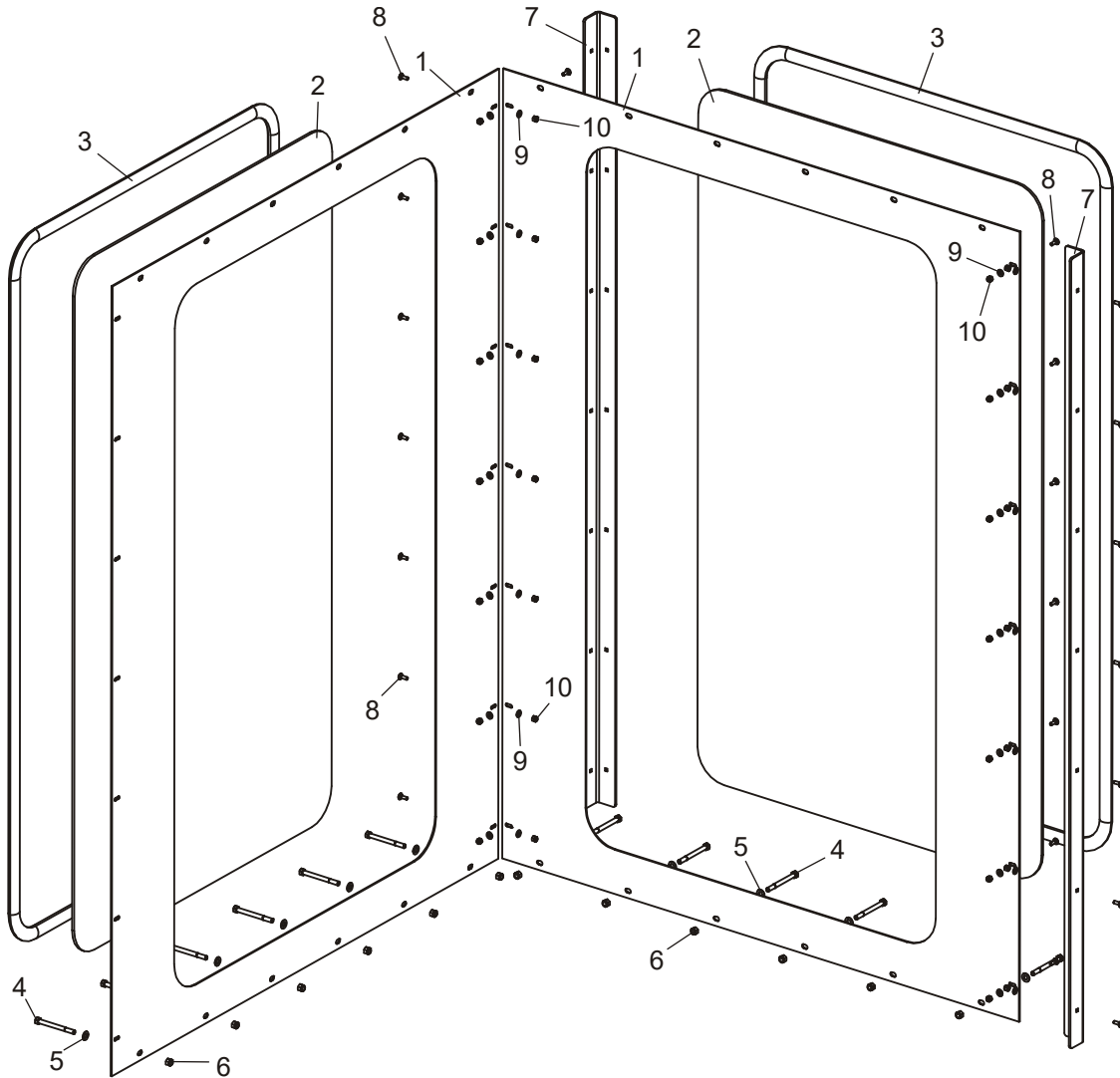


300_0213-7

REF.	DESCRIPTION (◆ Indicates Parts Available in Assemblies Only)	PART #	QTY
	PANEL ASSEMBLY, DOOR	058166	1
1	Panel Weldment, Door	058167	1
2	Block, Latch Mount	042634	1
3	Washer, Door Hinge	042578	1
4	Door Weldment, Cab	042632	1
5	Window, Cab Door	042576	1
6	Seal, Cab Door Window	042575	1
7	Latch, Door	042587	1

8	Washer, 1/4" Split Lock	F05011-14	2	
9	Bolt, 1/4-20 x 3/4" Hex Head Full Thread	F05005-1	6	
10	Nut, 1/4-20 Hex Nylon Zinc Lock	F05010-21	6	
11	Bolt, 3/8-16 x 5" Hex Head Grade 5	F05007-86	2	
12	Bolt, 3/8-16 x 4" Hex Head Grade 5	F05007-126	4	
13	Washer, 3/8" SAE Flat	F05011-3	4	
14	Nut, 3/8-16 Hex Nylon Zinc Lock	F05010-10	4	
15	Nut, 3/8-16 Hex Nylon Zinc Lock	F05010-25	2	
16	Flap, Rubber Door	042638	1	
17	Plate, Rubber Door Flap	042637	1	
18	Screw, 1/4-20 x 1/2" Self-Tapping	F05015-1	5	
19	Washer, 3/8" Split Lock	F05011-4	2	
20	Bolt, 3/8-16 x 1" Hex Head	F05007-7	2	
21	Bolt, 1/4-20 x 1/2" Hex Head	F05005-15	2	

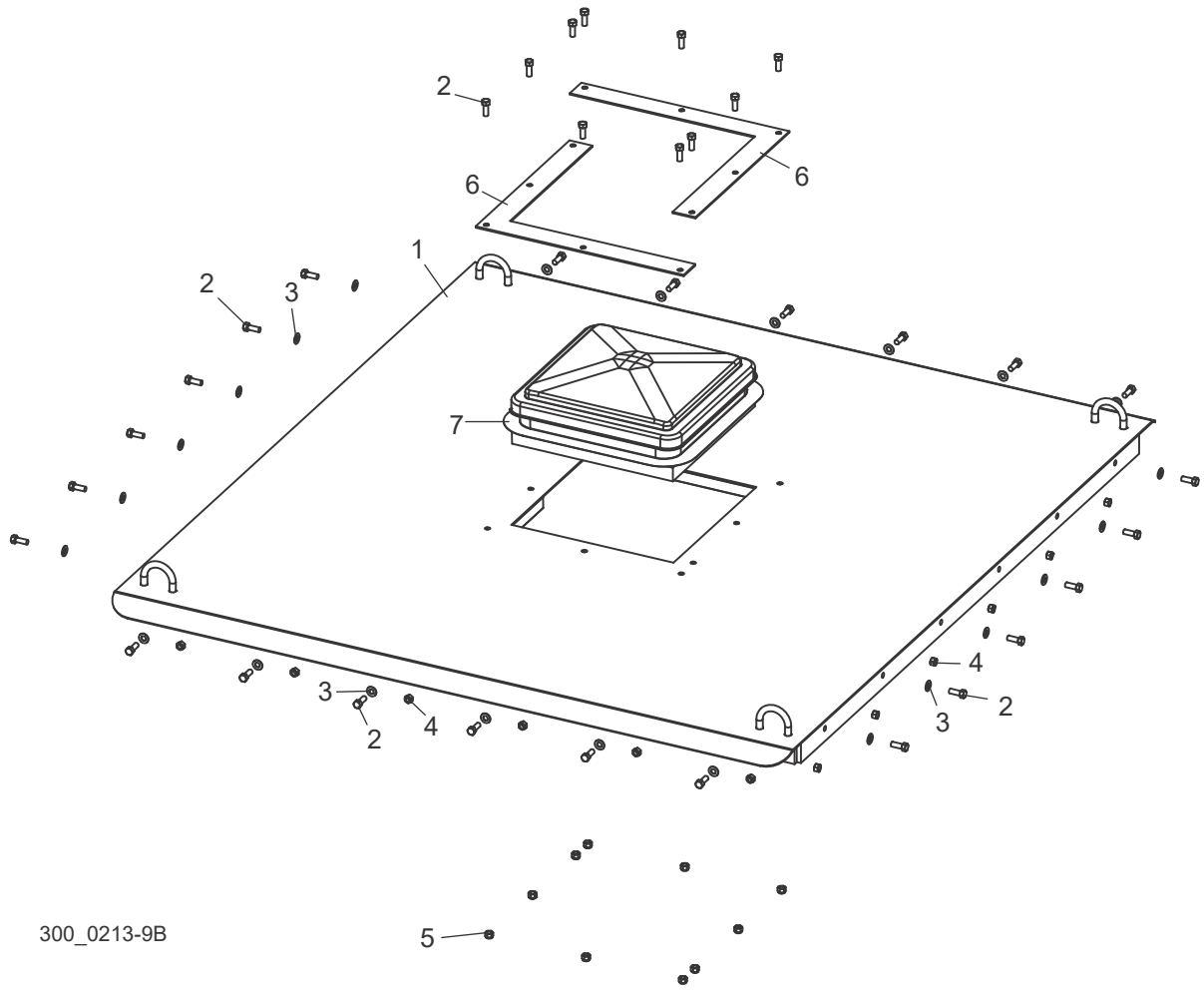
11.4 Front, Left Panel



300_0213-8

REF.	DESCRIPTION (◆ Indicates Parts Available in Assemblies Only)	PART #	QTY
	Panel Assembly, Window	058177	2
1	Panel, Window	058179	1
2	Window, Cab Front	042631	1
3	Seal, Cab Front Window	042630	1
4	Bolt, 3/8-16 x 4" Hex Head Grade 5	F05007-126	6
5	Washer, 3/8" SAE Flat	F05011-3	6
6	Nut, 3/8-16 Hex Nylon Lock	F05010-10	6
7	ANGLE, CORNER SUPPORT	058917	2
8	SCREW, 1/4-20 x 3/4" CARRIAGE	F05005-113	28
9	WASHER, 1/4" SAE FLAT	F05011-11	28
10	NUT, 1/4-20 HEX NYLON ZINC LOCK	F05010-69	28

11.5 Roof



REF.	DESCRIPTION (◆ Indicates Parts Available in Assemblies Only)	PART #	QTY
	ROOF ASSEMBLY, LT300 CAB	058182	1
1	Roof, Weldment, Cab	058183	1
2	Bolt, 3/8-16 x 1" Hex Head	F05007-7	34
3	Washer, 3/8" SAE Flat	F05011-3	24
4	Nut, 3/8-16 Swaged Lock	F05010-25	24
5	Nut, 3/8-16 Hex Nylon Lock	F05010-10	10
6	Plate, Air Vent	016866	2
7	Vent, Plastic Dome	016867	1

11.6 Air Conditioning/Heat Assembly (Optional)



300_0303



REF.	DESCRIPTION (◆ Indicates Parts Available in Assemblies Only)	PART #	QTY
	AIR CONDITIONING/HEAT ASSEMBLY, CAB (OPTIONAL)	A/C1	1
1	A/C Unit, AC1 (Rev. A4.00)	074118	1
2	Control, A/C1 (Rev. A4.00)	074117	1
	Plug, 13/32 Plastic	014537	10
	Caulk, 10 oz. Tube Clear Silicon	P02616	1
	Clamp, 1/2" Flex Steel Conduit 90 Deg. El.	017801	1
	Conduit, 1/2" x 77" Flex Steel	017802	1
	Wire Nut, Yellow	016863	3
	Clamp, 3/4 EMT	P04851	4
	Screw, 1/4-20 x 1/2" Self-Tapping	F05015-1	4
	Foam, 1/2"x1" Adhesive Back	R02306	5 ft.
3	Heat Package, A/C1 (Rev. A4.00)	074116	1
4	Drain Kit, A/C1	076000	1