

# **Wood-Mizer®**

## **Replacement Parts**

---

**WB2000**

**rev. A1.01**

---



**Safety is our #1 concern!** Read and understand all safety information and instructions before operating, setting up or maintaining this machine.

*Form #661*

# Table of Contents

# Section-Page

## SECTION 1 GENERAL INFORMATION

1-1

- 1.1 How To Use The Parts List .....1-1
- 1.2 Sample Assembly .....1-1

## SECTION 2 SAWMILL MAST

2-1

- 2.1 WB2000 Sawmill Mast .....2-1
- 2.2 Mast Drive Assembly - Left .....2-3
- 2.3 Mast Drive Assembly - Right .....2-4
- 2.4 Up/Down Drive Assembly .....2-5
- 2.5 Up/Down Chain Assembly .....2-6
- 2.6 Up/Down Rollers & Chain Guide Rollers .....2-7
- 2.7 Chain Guide Roller .....2-8
- 2.8 Up/Down Rollers .....2-9
- 2.9 Up/Down Rollers .....2-10
- 2.10 Upper Mast Roller Bracket .....2-11
- 2.11 Saw Head Rollers .....2-12
- 2.12 Track Roller .....2-13
- 2.13 Adjustable Track Roller .....2-14
- 2.14 Saw Head Roller .....2-15

## SECTION 3 SAW HEAD

3-1

- 3.1 Motor Kit .....3-1
- 3.2 E40S Motor Kit .....3-2
- 3.3 E50S Motor Kit .....3-4
- 3.4 Board Return Guide .....3-5
- 3.5 Board Return Assembly .....3-6
- 3.6 Sawdust Chute .....3-7
- 3.7 Blade Guide Arm w/Drive .....3-8
- 3.8 Middle & Side Cameras .....3-11
- 3.9 Side Camera Assembly .....3-12
- 3.10 Side Camera Assembly .....3-13
- 3.11 Middle Camera Assembly .....3-14
- 3.12 Blade Tension Plate Assembly .....3-15
- 3.13 Debarker w/Drive .....3-17
- 3.14 Debarker, WB2000 .....3-18
- 3.15 Debarker Track Rail Assembly .....3-21
- 3.16 Blade Wheel Wiper & Scraper .....3-23
- 3.17 Fixed Blade Guide .....3-25
- 3.18 Blade Wheel Assembly, Idle Side .....3-26
- 3.19 Blade Wheel Mounting Tubes .....3-27
- 3.20 Blade Wheel Assembly, Drive Side .....3-28
- 3.21 Blade Wheel Shaft Bracket .....3-29
- 3.22 Blade Wheel Guards .....3-31
- 3.23 Safety Switch, Blade Wheel Housing .....3-33
- 3.24 Decals .....3-34
- 3.25 Laser Assembly (Option) .....3-36
- 3.26 Oil Supply Assembly, Hydraulic Blade Tensioner .....3-37

# Table of Contents

# Section-Page

3.27	Blade Lube Assembly .....	3-39
3.28	Oil Dispenser .....	3-41
<b>SECTION 4 OPERATOR STAND</b>		<b>4-1</b>
4.1	LCD Monitor w/Arm .....	4-1
4.2	Control Box Assembly .....	4-2
4.3	Rails .....	4-3
4.4	Operator Seat & Joysticks .....	4-4
4.5	Operator Stand Ladder .....	4-6
4.6	Operator Stand Base .....	4-7
4.7	Operator Guard .....	4-8
<b>SECTION 5 OPERATOR STAND W/CAB (OPTION)</b>		<b>5-1</b>
5.1	Control Box/Monitor Pedestal .....	5-1
5.2	Control Box .....	5-2
5.3	Control Box Arm Bracket .....	5-3
5.4	Operator Stand Base .....	5-4
5.5	Operator Seat .....	5-5
5.6	Operator Stand Ladder .....	5-6
5.7	Joysticks .....	5-7
5.8	Electric Box Brackets .....	5-8
<b>SECTION 6 BLADE LUBE SYSTEM</b>		<b>6-1</b>
6.1	Lube System .....	6-1
6.2	Lube Pump Assembly .....	6-2
<b>SECTION 7 BED FRAME ASSEMBLY</b>		<b>7-1</b>
7.1	Power Feed Chain .....	7-1
7.2	WB2000 Bed Rail Assembly .....	7-2
7.3	WB2000 Cross Beam Cover .....	7-3
7.4	Ladder Assembly, Inspection Platform .....	7-4
7.5	Foot Assembly, Platform Ladder .....	7-5
7.6	Inspection Platform Grid .....	7-6
7.7	Leg Assembly .....	7-7
7.8	Angle Set, "M" Bed Frame .....	7-8
7.9	Angle Set, "S" Bed Frame .....	7-9
7.10	Wireway Assembly .....	7-10
7.11	Cable Duct Set .....	7-11
7.12	Wireway .....	7-12
7.13	Mast Stop Assembly .....	7-13
7.14	Hydraulic Hose Hanger .....	7-14
7.15	Wireway Bracket .....	7-15
7.16	Board Removal Bumper Assembly .....	7-16
7.17	Rubber Bumper .....	7-18
7.18	Bed Frame Extension Section ("M" Frame Only) .....	7-19
7.19	Hydraulic Hose Hanger .....	7-20

## Table of Contents

## Section-Page

7.20	Cable Chain .....	7-21	
<b>SECTION 8</b>	<b>HYDRAULIC PUMP W/MOTOR &amp; HYDRAULIC BOX</b>		<b>8-1</b>
8.1	Hydraulic Pump w/Motor .....	8-1	
8.2	Hydraulic Box .....	8-3	
8.3	Hydraulic Valve Mount .....	8-5	
8.4	Hydraulic Valve .....	8-6	
8.5	Hydraulic Box Hoses .....	8-7	
<b>SECTION 9</b>	<b>HYDRAULIC KITS</b>		<b>9-1</b>
9.1	HS1 Hydraulic Kit .....	9-1	
9.2	HS2 Hydraulic Kit .....	9-2	
9.3	HS3 Hydraulic Kit .....	9-3	
9.4	HS4 Hydraulic Kit .....	9-4	
9.5	HS5 Hydraulic Kit .....	9-5	
9.6	Log Side Support .....	9-6	
9.7	Side Support Drive Assembly .....	9-9	
9.8	Side Support Sensor .....	9-11	
9.9	WB2000 Middle Log Clamp .....	9-12	
9.10	Chain Log Turner .....	9-14	
9.11	Driven Log Levelling Roller - Left & Right .....	9-16	
9.12	Log Levelling Roller Arm .....	9-18	
9.13	Log Levelling Roller .....	9-19	
9.14	Pull-Down Clamp .....	9-21	
<b>SECTION 10</b>	<b>BELT CONVEYOR</b>		<b>1-1</b>
10.1	Belt Conveyor Frame .....	1-1	
10.2	Conveyor Side Plate .....	1-3	
10.3	Idle-Side Roller .....	1-4	
10.4	Conveyor Belt Tensioner .....	1-5	
10.5	Belt Conveyor Pulley .....	1-6	
10.6	Left Pulley Bracket .....	1-7	
10.7	Right Pulley Bracket .....	1-8	
<b>SECTION 11</b>	<b>CAB</b>		<b>1-1</b>
11.1	Cab .....	1-1	
11.2	Rear Panel .....	1-2	
11.3	Right Panel .....	1-4	
11.4	Front, Left Panel .....	1-6	
11.5	Roof .....	1-7	
11.6	Air Conditioning/Heat Assembly (Optional) .....	1-8	

## SECTION 1 GENERAL INFORMATION

### 1.1 How To Use The Parts List

- Use the index above to locate the assembly that contains the part you need.
- Go to the appropriate section and locate the part in the illustration.
- Use the number pointing to the part to locate the correct part number and description in the table.
- Parts shown indented under another part are included with that part.
- Parts marked with a diamond (◆) are only available in the assembly listed above the part.

See the sample table below. Sample Part #A01111 includes part F02222-2 and subassembly A03333. Subassembly A03333 includes part S04444-4 and subassembly K05555. The diamond (◆) indicates that S04444-4 is not available except in subassembly A03333. Subassembly K05555 includes parts M06666 and F07777-77. The diamond (◆) indicates M06666 is not available except in subassembly K05555.

<b>1.2 Sample Assembly</b>				
REF.	DESCRIPTION (◆ Indicates Parts Available In Assemblies Only)	PART #	QTY	
	Sample Assembly, Complete (Includes All Indented Parts Below)	A01111	1	
1	Sample Part	F02222-22	1	
	Sample Subassembly (Includes All Indented Parts Below)	A03333	1	
2	Sample Part (◆ Indicates Part Is Only Available With A03333)	S04444-4	1	◆
	Sample Subassembly (Includes All Indented Parts Below)	K05555	1	
3	Sample Part (◆ Indicates Part Is Only Available With K05555)	M06666	2	◆
4	Sample Part	F07777-77	1	

#### To Order Parts:

- From Europe call our European Headquarters and Manufacturing Facility in Kolo, Poland at **+48-63-2626000**. From the continental U.S., call our toll-free Parts hotline at **1-800-525-8100**. Have your customer number, vehicle identification number, and part numbers ready when you call. From other international locations, contact the Wood-Mizer distributor in your area for parts.

#### Office Hours:

Country	Monday - Friday	Saturday	Sunday
Poland	7-15	Closed	Closed
US	8 a.m.- 5 p.m.	8 a.m.- 12 p.m.	Closed

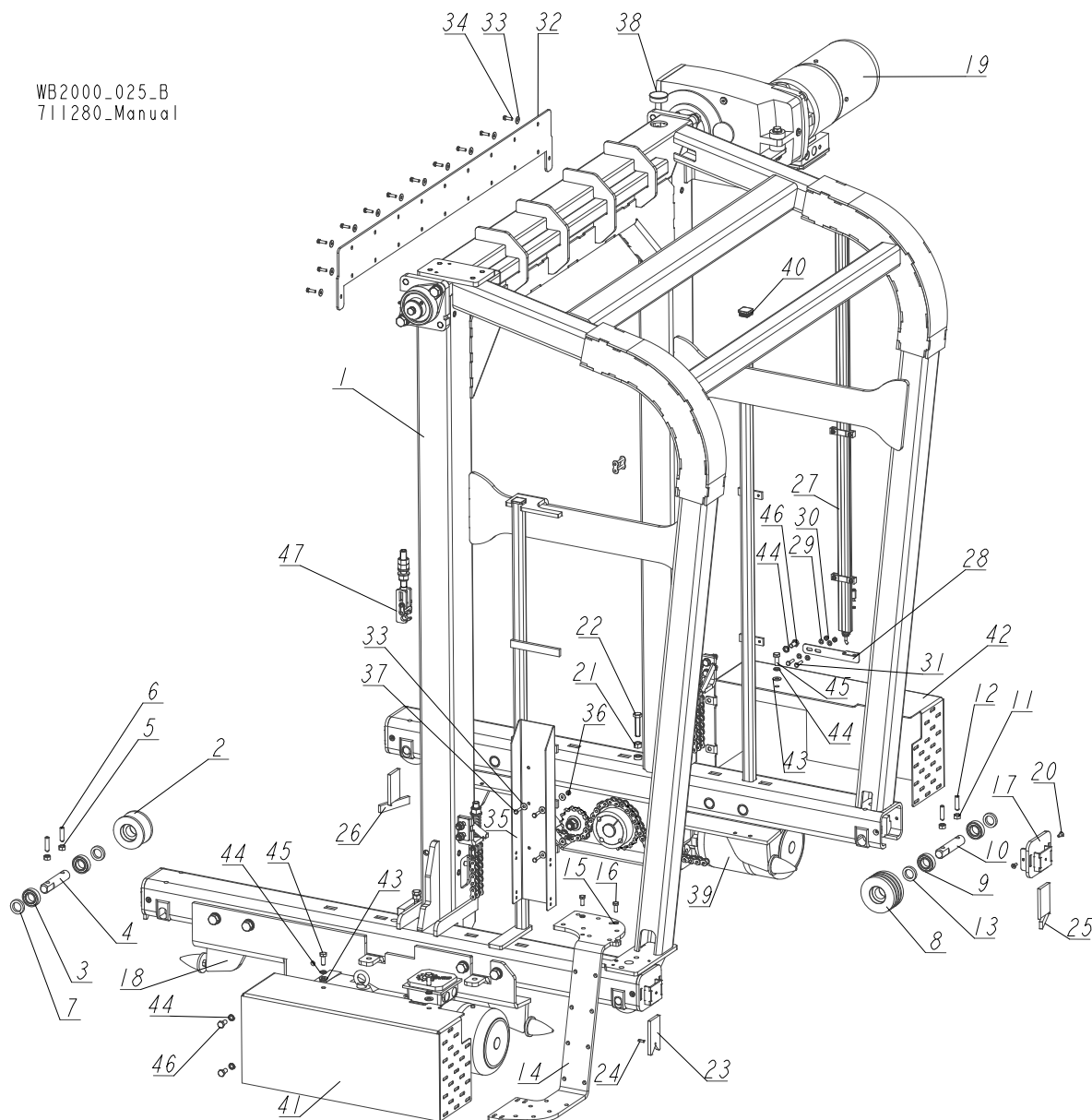


**CAUTION!** It is strongly recommended that only original spare parts be used.

## SECTION 2 SAWMILL MAST

### 2.1 WB2000 Sawmill Mast

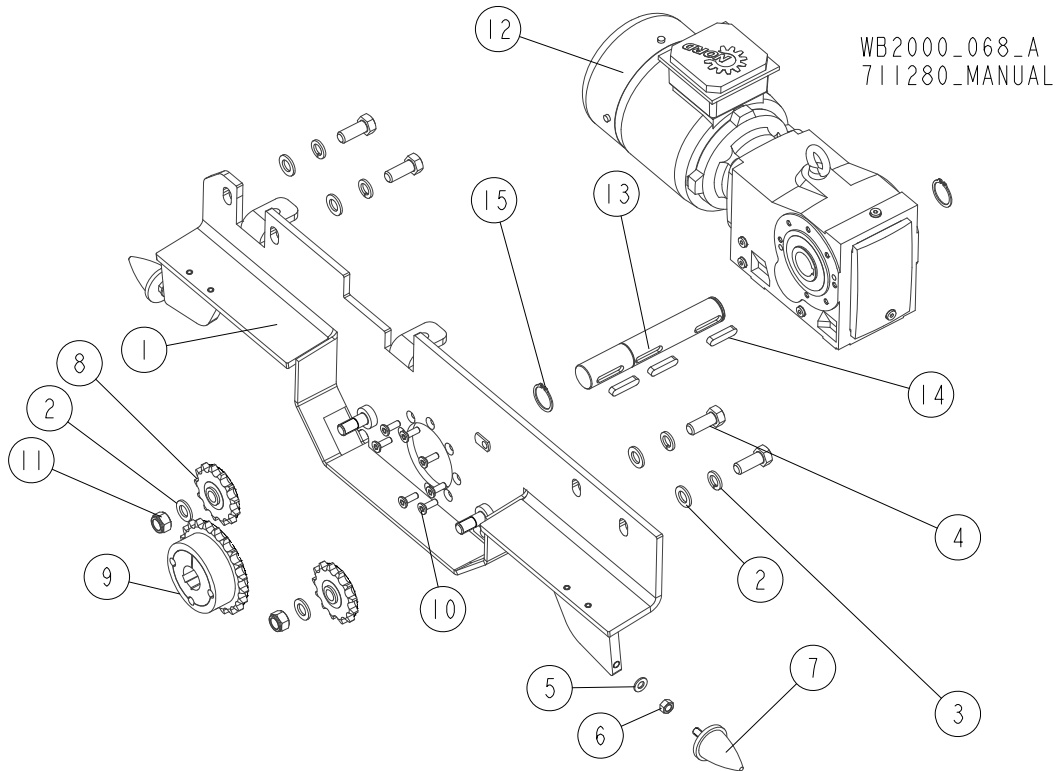
WB2000\_025-B  
711280\_Manual



REF.	DESCRIPTION (◆ Indicates Parts Available In Assemblies Only)	PART #	QTY
	<b>MAST, WB2000 - COMPLETE</b>	<b>713000</b>	<b>1</b>
1	MAST WELDMENT	713010-1	1
	<b>ROLLER, TRACK - COMPLETE</b>	<b>710843</b>	<b>2</b>
2	ROLLER, TRACK	710008-1	1
3	BEARING, 6005 2RS PN-85/M-86100	089652	2
4	SHAFT, TRACK ROLLER	710013-1	1
5	NUT, M10 8 HEX ZINC	F81033-3	2
6	SCREW, M10X40-45H-GEOMET HEX SOCKET SET W/CONE POINT	F81003-61	2
7	BUSHING, 25.2/38-7 ZINC-PLATED	710039-1	2

REF.	DESCRIPTION (◆ Indicates Parts Available In Assemblies Only)	PART #	QTY
	<b>ROLLER, TRACK - COMPLETE</b>	<b>710844</b>	<b>2</b>
8	ROLLER, TRACK	710009-1	1
9	BEARING, 6005 2RS PN-85/M-86100	089652	2
10	SHAFT, TRACK ROLLER	710013-1	1
11	NUT, M10 8 HEX ZINC	F81033-3	2
12	SCREW, M10X40-45H-GEOMET HEX SOCKET SET W/CONE POINT	F81003-61	2
13	BUSHING, 25.2/38-7 ZINC-PLATED	710039-1	2
14	BRACKET, CABLE CARRIER MOUNT	713018-1	1
15	WASHER, 8.2 SPLIT LOCK ZINC	F81054-4	2
16	BOLT, M8X20 8.8 HEX HEAD FULL THREAD ZINC	F81002-4	2
17	MOUNT WELDMENT, SCRAPER	713209-1	4
18	DRIVE ASSEMBLY, MAST LEFT <a href="#">See Section 2.2.</a>	713011	1
19	DRIVE ASSEMBLY, WB2000 UP/DOWN <a href="#">See Section 2.4</a>	711035	1
20	SCREW, M6X16-10.9 DIN7991 FLAT SOCKET HEAD CAP ZINC	F81001-55	8
21	NUT, M12-8-B HEX ZINC	F81034-1	2
22	BOLT, M12X55 8.8 HEX HEAD ZINC	F81004-43	2
23	SCRAPER, "V"	710634-1	2
24	PIN, 5X16 ROLL ZINC	F81044-3	2
25	SCRAPER, FRONT STRAIGHT	710635-1	1
26	SCRAPER, REAR STRAIGHT	710645-1	1
	<b>TRANSDUCER ASSEMBLY, MICROPULSE</b>	<b>710870</b>	<b>1</b>
27	TRANSDUCER, BTL6-E500-M1000-PF-S115 MICROPULSE	509155	1
28	BRACKET, MAGNET	710871-1	1
29	WASHER, 6.4 FLAT ZINC	F81053-1	4
30	NUT, M6-8-B HEX NYLON ZINC LOCK	F81031-2	2
31	BOLT, M6X25 5.8 HEX HEAD FULL THREAD ZINC	F81001-3	2
32	COVER	711031-1	1
33	WASHER, 6.5 SPECIAL FLAT ZINC	F81053-11	27
34	BOLT, M6X20 8.8 HEX HEAD FULL THREAD ZINC	F81001-2	20
35	CHANNEL, CABLE CARRIER BRACKET	710573-1	1
36	NUT, M6-8-B HEX NYLON ZINC LOCK	F81031-2	4
37	BOLT, M6X25 5.8 HEX HEAD FULL THREAD ZINC	F81001-3	4
38	CAP, 44.5 MM #466923 HOLE	500768	1
39	DRIVE ASSEMBLY, MAST RIGHT <a href="#">See Section 2.3</a>	713015	1
40	CAP, 30X30X3 1540 DIA. 111219 TUBE END (MOSS)	099463	2
41	GUARD, MOTOR	713147-1	1
42	GUARD, MOTOR (FROM ENCODER SIDE)	713148-1	1
43	WASHER, 10.5 FLAT ZINC	F81055-1	4
44	WASHER, Z10.2 SPLIT LOCK ZINC	F81055-2	8
45	BOLT, M10X25 8.8 HEX HEAD FULL THREAD ZINC	F81003-11	4
46	BOLT, M10X20-5.8 HEX HEAD FULL THREAD ZINC	F81003-1	4
47	CHAIN ASSEMBLY, UP/DOWN <a href="#">See Section 2.5</a>	713595	1
48	CHAIN, POWER FEED <a href="#">See Section 6.1</a>	714806 714807	1

**2.2 Mast Drive Assembly - Left**

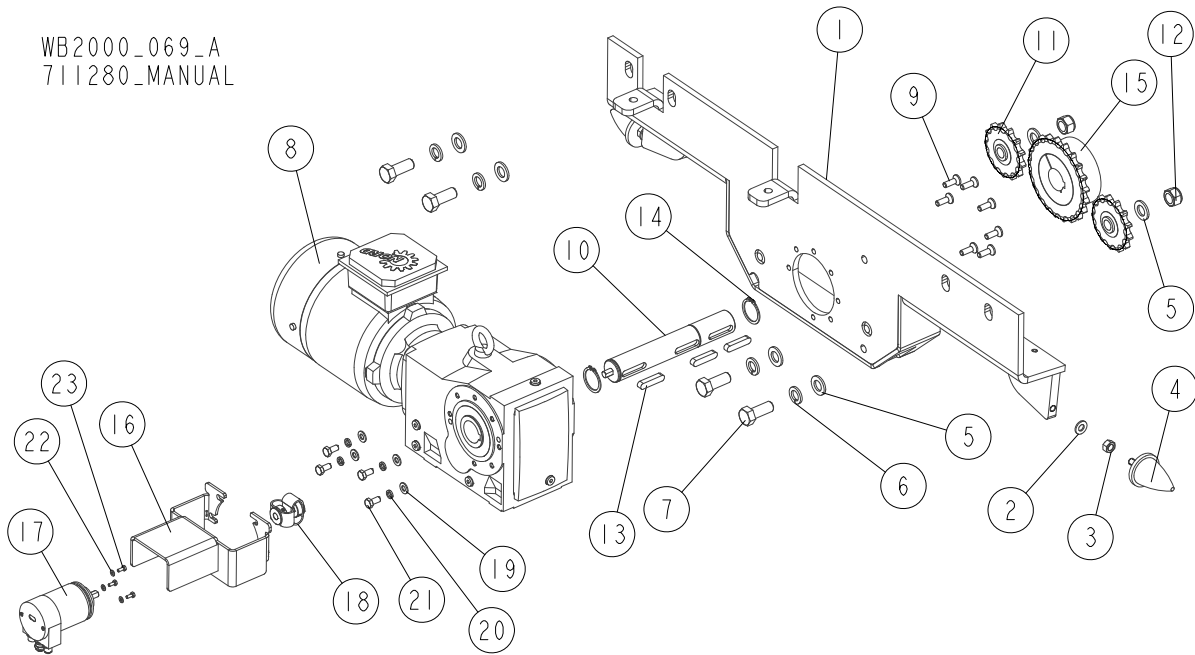


REF.	DESCRIPTION (◆ Indicates Parts Available In Assemblies Only)	PART #	QTY
	<b>DRIVE ASSEMBLY, MAST LEFT</b>	<b>713011</b>	<b>1</b>
1	PLATE WELDMENT, MAST SIDE	713012-1	1
2	WASHER, 17 SPLIT LOCK ZINC	F81058-1	6
3	WASHER, 16.3 SPLIT LOCK ZINC	F81058-2	4
4	BOLT, M16X40-8.8 HEX HEAD FULL THREAD ZINC	F81006-13	4
5	WASHER, 10.5 FLAT ZINC	F81055-1	2
6	NUT, M10 8 HEX ZINC	F81033-3	2
7	BUMPER	710846	2
8	SPROCKET, 12B1 Z=13	713045	2
9	SPROCKET/TAPER LOCK 12B1	713044	1
10	SCREW, M8X25-8.8 ZINC	F81002-65	7
11	NUT, M16-8 HEX NYLON ZINC LOCK	F81036-2	2
12	MOTOREDUCER, SK9012.1AZ-90LH/4	713333	1
13	SHAFT, ZINC-PL. DRIVE (1)	713051-1	1
14	KEY, A10X8X45 PARALLEL	091312	3
15	RING, Z35 OUTSIDE RETAINING	F81090-36	2



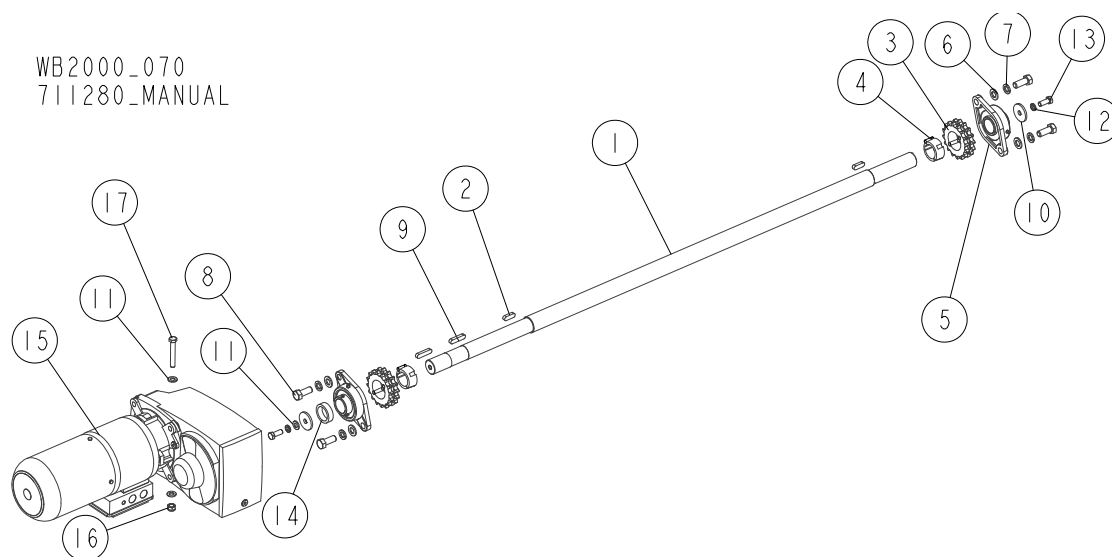
## 2.3 Mast Drive Assembly - Right

WB2000\_069\_A  
711280\_MANUAL



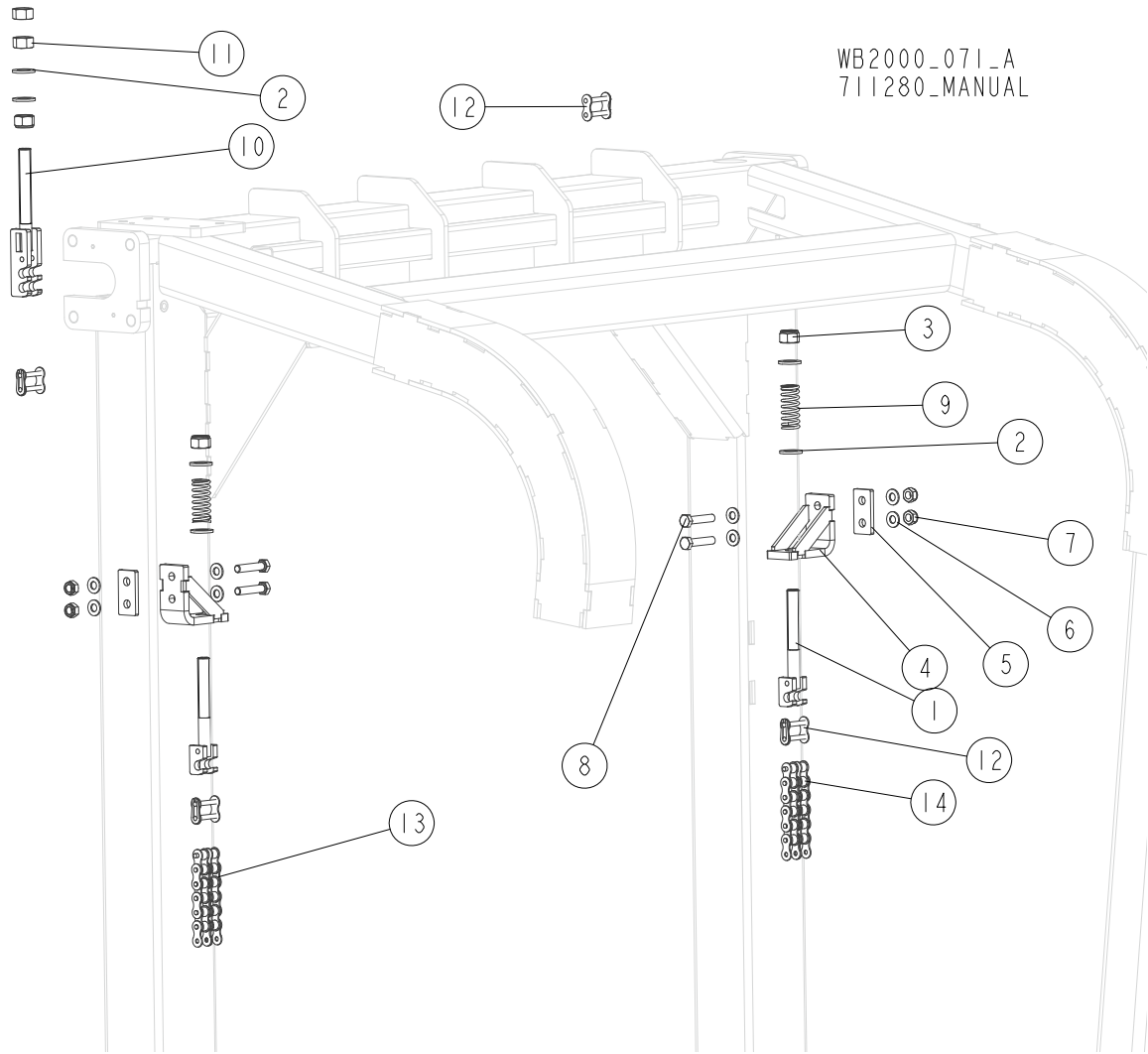
REF.	DESCRIPTION (◆ Indicates Parts Available In Assemblies Only)	PART #	QTY
	<b>DRIVE ASSEMBLY, MAST RIGHT</b>	<b>713015</b>	<b>1</b>
1	PLATE WELDMENT, MAST RIGHT SIDE	713016-1	1
2	WASHER, 10.5 FLAT ZINC	F81055-1	2
3	NUT, M10 8 HEX ZINC	F81033-3	2
4	BUMPER	710846	2
5	WASHER, 17 SPLIT LOCK ZINC	F81058-1	6
6	WASHER, 16.3 SPLIT LOCK ZINC	F81058-2	4
7	BOLT, M16X40-8.8 HEX HEAD FULL THREAD ZINC	F81006-13	4
8	MOTOREDUCER, SK9012.1AZ-90LH/4	713333	1
9	SCREW, M8X25-8.8 ZINC	F81002-65	7
10	SHAFT, DRIVE (1)	713052-1	1
11	SPROCKET, 12B1 Z=13	713045	2
12	NUT, M16-8 HEX NYLON ZINC LOCK	F81036-2	2
13	KEY, A10X8X45 PARALLEL	091312	3
14	RING, Z35 OUTSIDE RETAINING	F81090-36	2
15	SPROCKET/TAPER LOCK 12B1	713044	1
16	BRACKET, ENCODER	713273-1	1
17	ENCODER, CANOPEN XCC3515CS84CBN ABSOLUTE	510264	1
18	COUPLING, 8.0000.1K01.1010 ENCODER	713247	1
19	WASHER, 8.4 FLAT ZINC	F81054-1	4
20	WASHER, 8.2 SPLIT LOCK ZINC	F81054-4	4
21	BOLT, M8X16-8.8-B HEX HEAD FULL THREAD ZINC	F81002-20	4
22	WASHER, 4.3 FLAT ZINC	F81051-2	3
23	SCREW, M4X10 DIN 933/ISO 4017 (A2) STAINLESS STEEL	F81000-27	3

## 2.4 Up/Down Drive Assembly



REF.	DESCRIPTION (◆ Indicates Parts Available In Assemblies Only)	PART #	QTY
	<b>DRIVE ASSEMBLY, WB2000 UP/DOWN</b>	<b>711035</b>	<b>1</b>
1	SHAFT, UP/DOWN DRIVE	713605-1	1
2	KEY, A12X8X36 PARALLEL	503182	2
	<b>SPROCKET, 12B-2 (554539+T31080)</b>	<b>713606</b>	<b>2</b>
3	SPROCKET, 12B Z16	713607	1
4	BUSHING, T31080 TAPER LOCK	713608	1
5	BEARING, UCFL208 (KG INTERN. FZCO) W/HOUSING	099423	2
6	WASHER, 17 SPLIT LOCK ZINC	F81058-1	4
7	WASHER, 16.3 SPLIT LOCK ZINC	F81058-2	4
8	BOLT, M16X40-8.8 HEX HEAD FULL THREAD ZINC	F81006-13	4
9	KEY, A12X8X50 PARALLEL (PN-70/M85005, DIN6885)	506735	2
10	WASHER, 60/12.5 - 5 SPECIAL	513627	2
11	WASHER, 13 FLAT ZINC	F81056-1	3
12	WASHER, Z12.2 SPLIT LOCK ZINC	F81056-2	2
13	BOLT, M12X30 8.8 HEX HEAD FULL THREAD ZINC	F81004-22	2
14	BUSHING, 40.5/53-15 ZINC-PLATED	710856-1	1
15	MOTOREDUCER, SK3282AGH-90L/4 BRE20 SR IG12K (I=52.97; P=1.5KW)	710855	1
16	NUT, M12-8 HEX NYLON ZINC LOCK	F81034-2	1
17	BOLT, M12X80-8.8 HEX HEAD ZINC	F81004-46	1

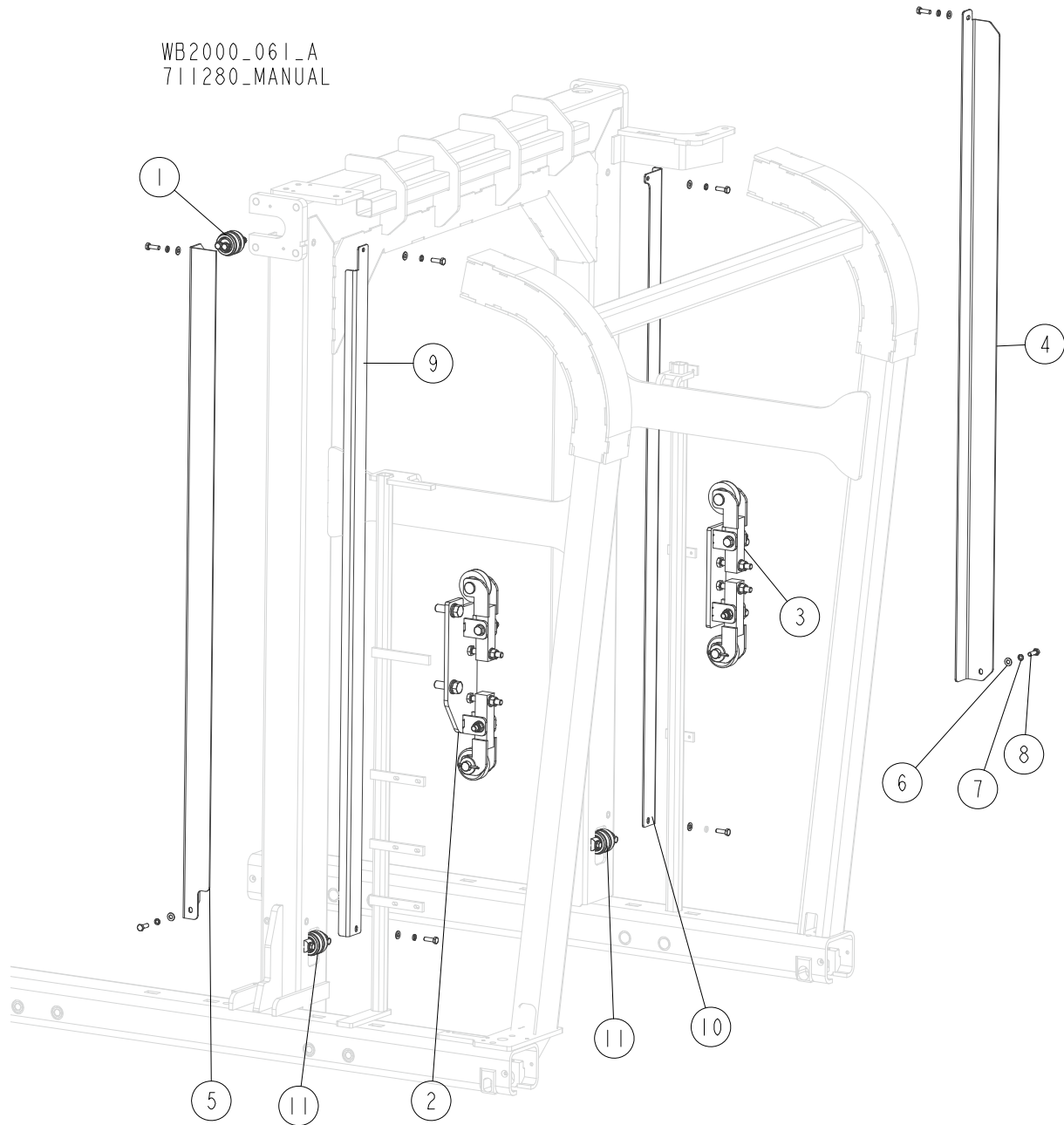
## 2.5 Up/Down Chain Assembly



WB2000\_071\_A  
711280\_MANUAL

REF.	DESCRIPTION (◆ Indicates Parts Available In Assemblies Only)	PART #	QTY
	<b>CHAIN ASSEMBLY, UP/DOWN</b>	<b>713595</b>	<b>1</b>
1	ROD WELDMENT, CHAIN HOOK (LOWER)	713592-1	2
2	WASHER, 17 SPLIT LOCK ZINC	F81058-1	6
3	NUT, M16-8 HEX NYLON ZINC LOCK	F81036-2	3
4	BRACKET, CHAIN MOUNT	710998-1	2
5	PLATE, SPACER	710672-1	2
6	WASHER, 10.5 FLAT ZINC	F81055-1	8
7	NUT, M10-8-B HEX NYLON ZINC LOCK	F81033-1	4
8	BOLT, M10x50-8.8 HEX HEAD FULL THREAD ZINC	F81003-4	4
9	SPRING, 18x57xn3.2	710869	2
10	ROD WELDMENT, CHAIN HOOK	713597-1	1
11	NUT, M16-8 HEX ZINC	F81036-1	2
12	LINK, 12B-2PZ MASTER	099249	4
13	CHAIN, 12B-2 (157-LINK)	713596	1
14	CHAIN, 12B-2 (151-LINK)	713589	1

**2.6 Up/Down Rollers & Chain Guide Rollers**

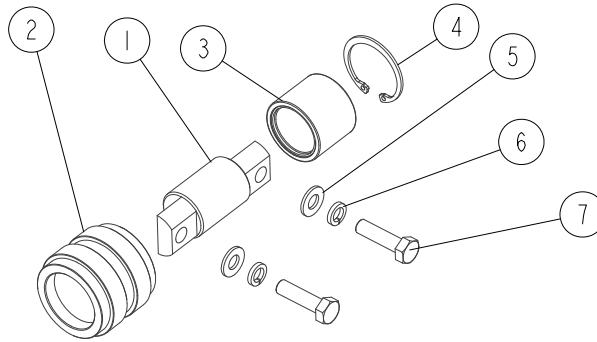


REF.	DESCRIPTION (◆ Indicates Parts Available In Assemblies Only)	PART#	QTY
1	ROLLER, CHAIN GUIDE - COMPLETE <a href="#">See Section 2.7</a>	713609	1
2	ROLLER SET, UP/DOWN <a href="#">See Section 2.8</a>	713324	1
3	ROLLER SET, UP/DOWN <a href="#">See Section 2.9</a>	713325	1
4	ANGLE, WB2000 MAST	714448	1
5	ANGLE, WB2000 MAST	714449	1
6	WASHER, 8.4 FLAT ZINC	F81054-1	8
7	WASHER, 8.2 SPLIT LOCK ZINC	F81054-4	8
8	BOLT, M8X25-8.8-B HEX HEAD FULL THREAD ZINC	F81002-5	8
9	ANGLE, WB2000 MAST	714568	1
10	ANGLE, WB2000 MAST	714569	1

REF.	DESCRIPTION (◆ Indicates Parts Available In Assemblies Only)	PART#	QTY
11	ROLLER, CHAIN GUIDE - COMPLETE <a href="#">See Section 2.7</a>	713591	2

## 2.7 Chain Guide Roller

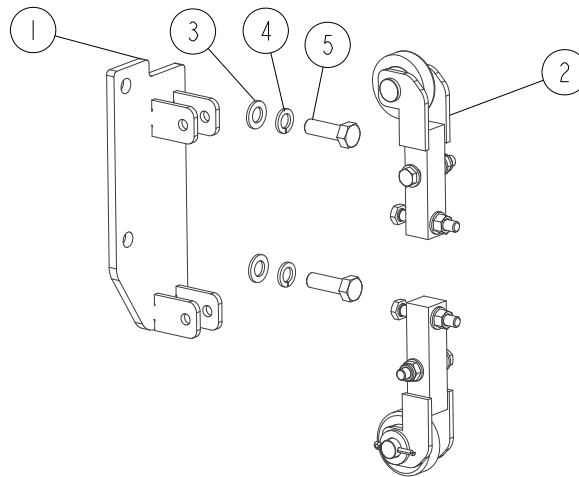
WB2000\_063  
711280\_MANUAL



REF.	DESCRIPTION (◆ Indicates Parts Available In Assemblies Only)	PART#	QTY
	<b>ROLLER, CHAIN GUIDE - COMPLETE</b>	<b>713591</b>	<b>1</b>
1	SHAFT, CHAIN GUIDE ROLLER	710841-1	1
2	ROLLER, CHAIN GUIDE	713590-1	1
3	BEARING, NK 28/30 NEEDLE	711439	1
4	RING, W37 INSIDE RETAINING	F81090-55	1
5	WASHER, 8.4 FLAT ZINC	F81054-1	2
6	WASHER, 8.2 SPLIT LOCK ZINC	F81054-4	2
7	BOLT, M8X30-5.8-B HEX HEAD FULL THREAD ZINC	F81002-2	2

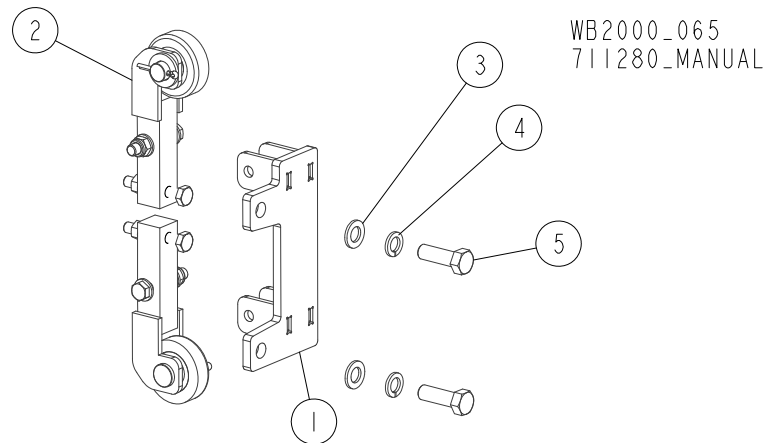
## 2.8 Up/Down Rollers

WB2000\_064  
711280\_MANUAL



REF.	DESCRIPTION (◆ Indicates Parts Available In Assemblies Only)	PART#	QTY	
	<b>ROLLER SET, UP/DOWN</b>	<b>713324</b>	<b>1</b>	
1	PLATE WELDMENT, ROLLER MOUNT	713194-1	1	
2	BRACKET, UPPER MAST ROLLER - COMPLETE <a href="#">See Section 2.10</a>	503484	2	
3	WASHER, 17 FLAT ZINC	F81058-1	2	
4	WASHER, 16.3 SPLIT LOCK ZINC	F81058-2	2	
5	BOLT, M16X50-8.8 HEX HEAD FULL THREAD ZINC	F81006-7	2	

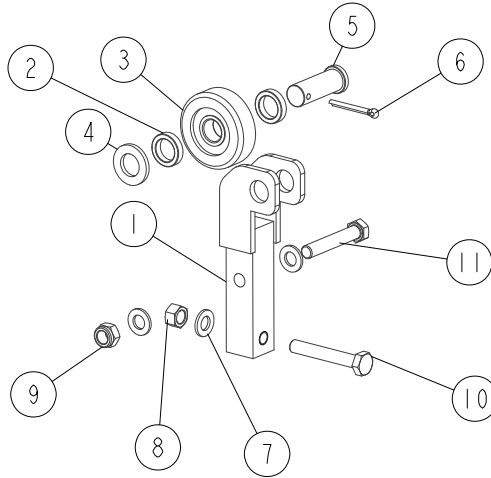
## 2.9 Up/Down Rollers



REF.	DESCRIPTION (◆ Indicates Parts Available In Assemblies Only )	PART#	QTY	
	<b>ROLLER SET, UP/DOWN</b>	<b>713325</b>	<b>1</b>	
1	PLATE WELDMENT, ROLLER MOUNT	713195-1	1	
2	BRACKET, UPPER MAST ROLLER - COMPLETE <a href="#">See Section 2.10</a>	503484	2	
3	WASHER, 17 FLAT ZINC	F81058-1	2	
4	WASHER, 16.3 SPLIT LOCK ZINC	F81058-2	2	
5	BOLT, M16X50-8.8 HEX HEAD FULL THREAD ZINC	F81006-7	2	

**2.10 Upper Mast Roller Bracket**

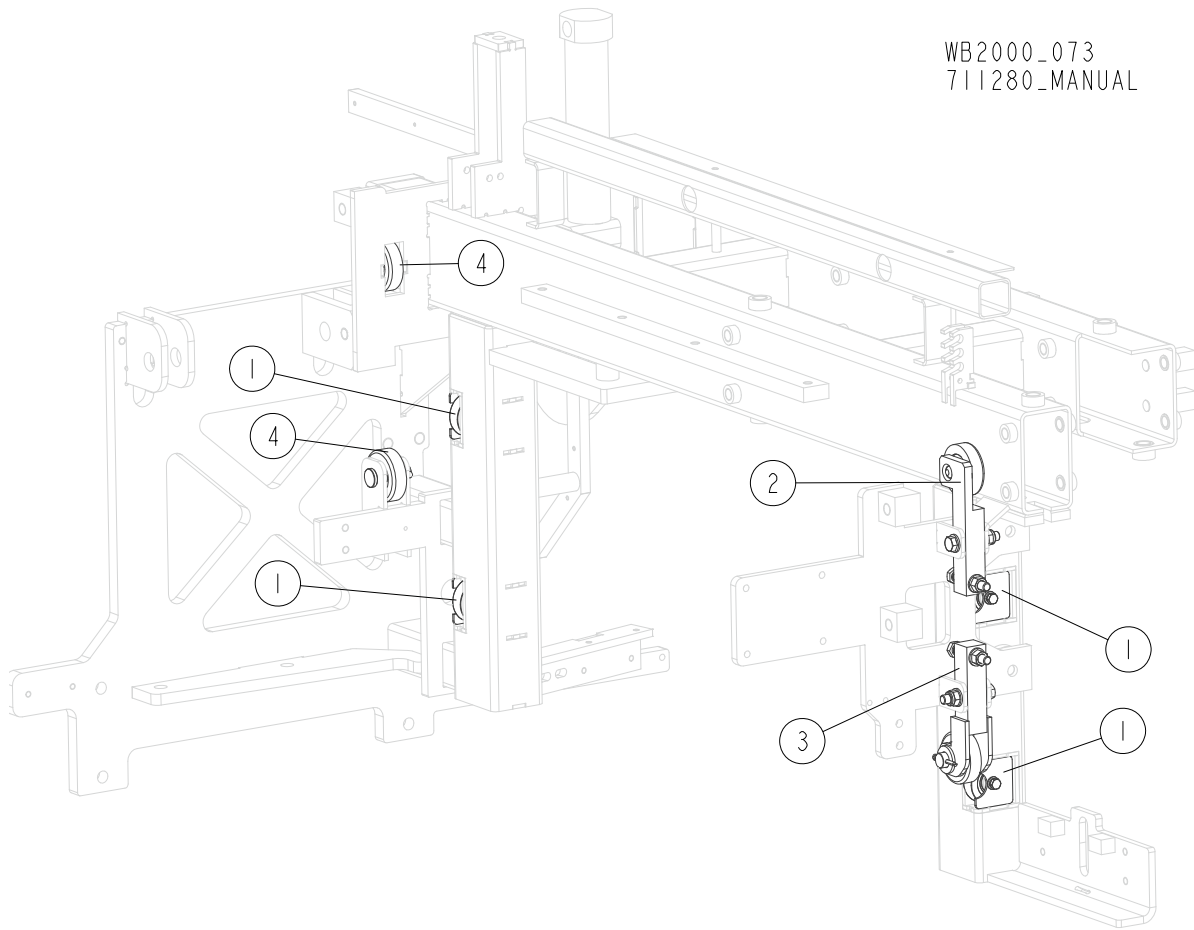
WB2000\_066  
711280\_MANUAL



REF.	DESCRIPTION (◆ Indicates Parts Available In Assemblies Only )	PART#	QTY
	<b>BRACKET ASSEMBLY, UPPER MAST ROLLER</b>	<b>503484</b>	<b>1</b>
1	BRACKET WELDMENT, UPPER MAST ROLLER	503482-1	1
2	BUSHING, N21XN30X7.2	503478-1	2
3	ROLLER, R68.5M 20MM HOLE METAL	503475	1
4	WASHER, 21 FLAT ZINC	F81059-2	1
5	PIN, 20X55 FLANGE 25-5 ZINC-PLATED	504173-1	1
6	PIN, S-FE 5X40 COTTER	F81043-31	1
7	WASHER, 13 FLAT ZINC	F81056-1	3
8	NUT, M12-8-B HEX ZINC	F81034-1	1
9	NUT, M12 8 HEX NYLON ZINC LOCK	F81034-2	1
10	BOLT, M12X75-8.8 HEX HEAD FULL THREAD ZINC	F81004-10	1
11	BOLT, M12X70-8.8 HEX HEAD ZINC	F81004-39	1

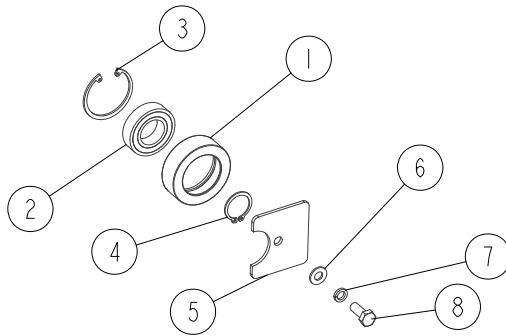


## 2.11 Saw Head Rollers



REF.	DESCRIPTION (◆ Indicates Parts Available In Assemblies Only)	PART#	QTY
1	ROLLER, TRACK - COMPLETE <a href="#">See Section 2.12</a>	713159	4
2	ROLLER, ADJUSTABLE TRACK - COMPLETE <a href="#">See Section 2.13</a>	713245	1
3	BRACKET, UPPER MAST ROLLER - COMPLETE <a href="#">See Section 2.10</a>	503484	1
4	ROLLER, SAW HEAD - COMPLETE <a href="#">See Section 2.14</a>	713564	2

**2.12 Track Roller**

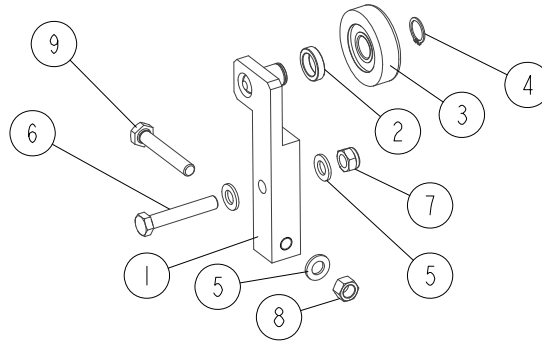


WB2000\_074  
711280\_MANUAL

REF.	DESCRIPTION (◆ Indicates Parts Available In Assemblies Only )	PART#	QTY
	<b>ROLLER, TRACK - COMPLETE</b>	<b>713159</b>	<b>1</b>
1	ROLLER, TRACK	710184-1	1
2	BEARING, 6005 2RS PN-85/M-86100	089652	1
3	RING, W47 INSIDE RETAINING	089653	1
4	RING, 25Z OUTSIDE RETAINING	F81090-22	1
5	PLATE, COVER	713170-1	1
6	WASHER, 8.4 FLAT ZINC	F81054-1	1
7	WASHER, 8.2 SPLIT LOCK ZINC	F81054-4	1
8	BOLT, M8X20 5.8 HEX HEAD FULL THREAD ZINC	F81002-1	1

## 2.13 Adjustable Track Roller

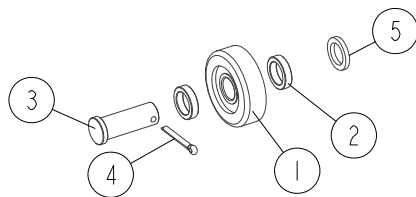
WB2000\_075  
711280\_MANUAL



REF.	DESCRIPTION (◆ Indicates Parts Available In Assemblies Only )	PART#	QTY
	<b>ROLLER, ADJUSTABLE TRACK - COMPLETE</b>	<b>713245</b>	<b>1</b>
1	BLOCK WELDMENT, ROLLER MOUNT	713244-1	1
2	BUSHING, N21XN30X7.2	503478-1	1
3	ROLLER, R68.5M 20MM HOLE METAL	503475	1
4	RING, Z 20 OUTSIDE RETAINING	F81090-27	1
5	WASHER, 13 FLAT ZINC	F81056-1	3
6	BOLT, M12X70-8.8 HEX HEAD ZINC	F81004-39	1
7	NUT, M12-8 HEX NYLON ZINC LOCK	F81034-2	1
8	NUT, M12-8-B HEX ZINC	F81034-1	1
9	BOLT, M12X75-8.8 HEX HEAD FULL THREAD ZINC	F81004-10	1

## 2.14 Saw Head Roller

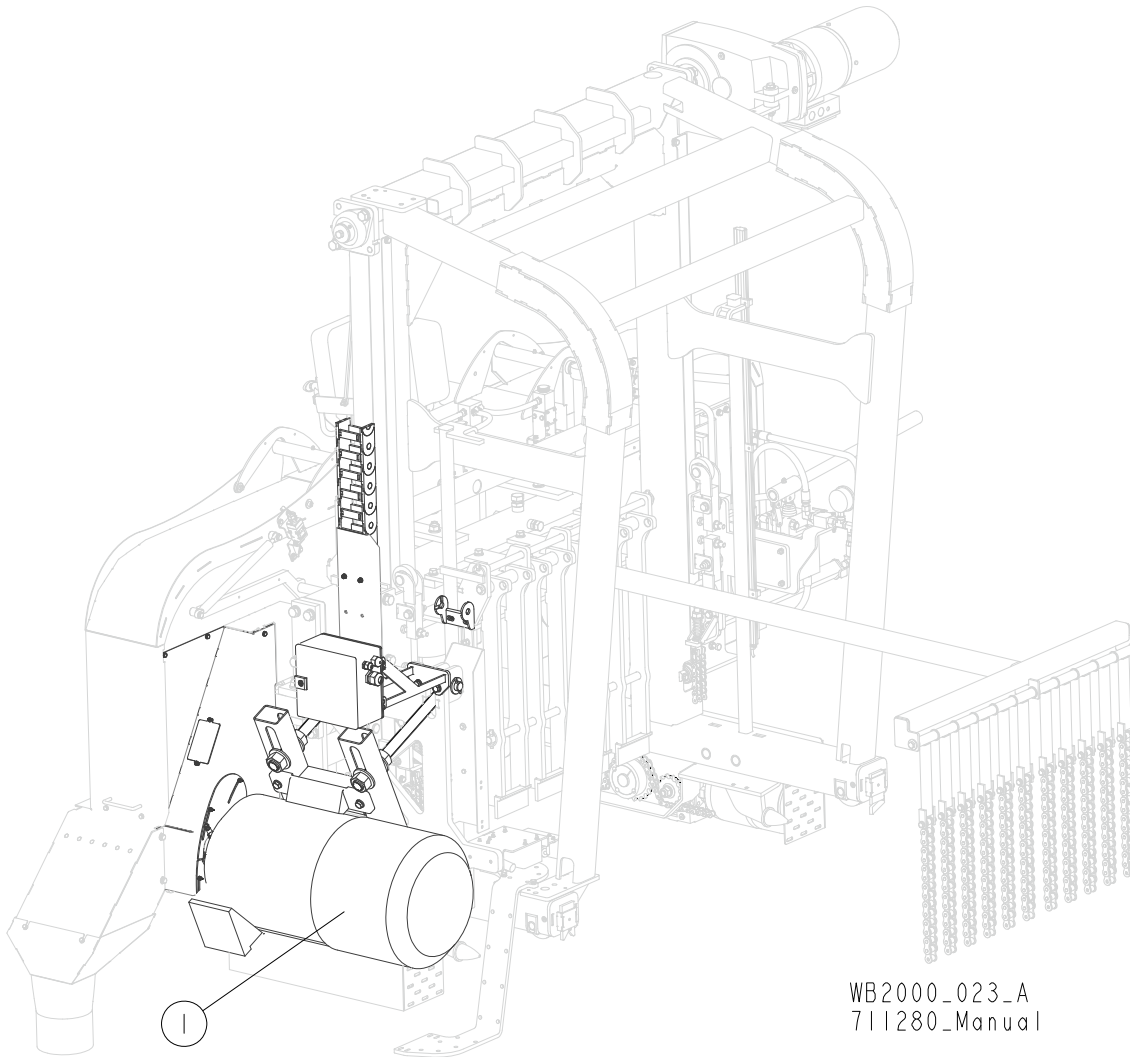
WB2000\_076  
711280\_MANUAL



REF.	DESCRIPTION (◆ Indicates Parts Available In Assemblies Only )	PART#	QTY
	<b>ROLLER, SAW HEAD - COMPLETE</b>	<b>713564</b>	<b>1</b>
<b>1</b>	ROLLER, R68.5M 20MM HOLE METAL	503475	1
<b>2</b>	BUSHING, N21XN30X7.2	503478-1	2
<b>3</b>	PIN, 20X55 25-5 ZINC-PLATED	504173-1	1
<b>4</b>	PIN, S-FE 5X40 COTTER	F81043-31	1
<b>5</b>	WASHER, 20.5X30-4 ZINC-PLATED	515021-1	

## SECTION 3 SAW HEAD

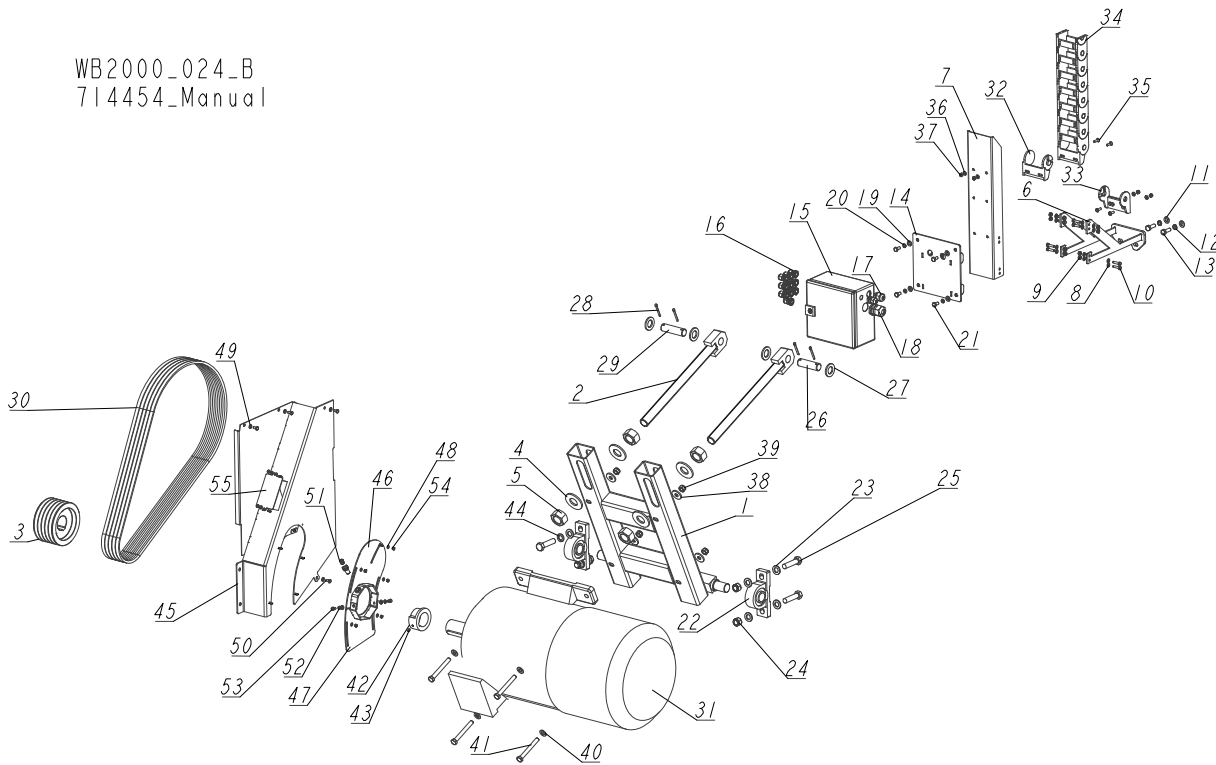
### 3.1 Motor Kit



REF.	DESCRIPTION (◆ Indicates Parts Available In Assemblies Only)	PART#	QTY	
1	MOTOR KIT, E40S WB2000 <a href="#">See Section 3.2</a>	714454	1	

### 3.2 E40S Motor Kit

WB2000\_024\_B  
714454\_Manual

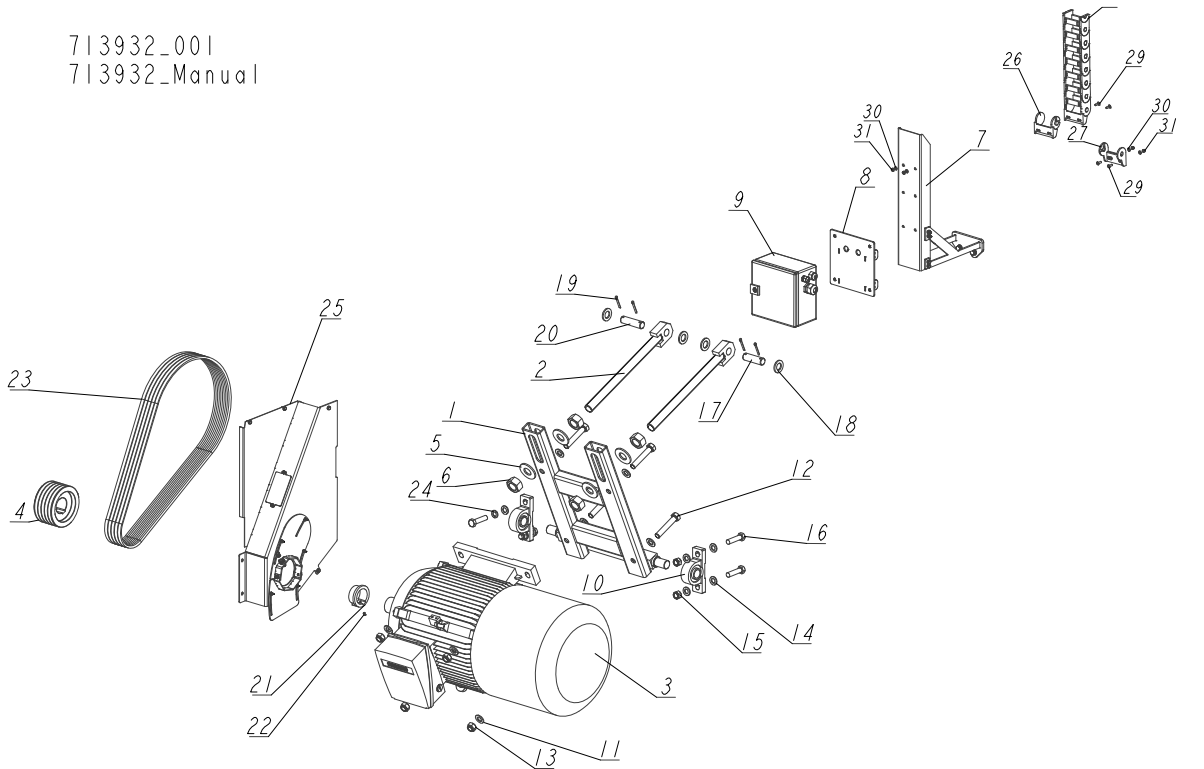


REF.	DESCRIPTION (◆ Indicates Parts Available In Assemblies Only )	PART#	QTY
	<b>MOTOR KIT, E40S (30KW) WB2000</b>	<b>714454</b>	<b>1</b>
1	MOUNT WELDMENT, 30 KW WB2000 MOTOR	714453-1	1
2	ROD WELDMENT, MOTOR ZINC-PL. TENSION	713877-1	2
3	PULLEY, SPA-5 N140 (F02261+T31128)	714455	1
4	WASHER, 31/65-5	713940-1	4
5	NUT, M30 HEX ZINC	F81038-3	4
	<b>BRACKET, CABLE CARRIER MOUNT</b>	<b>710812</b>	<b>1</b>
6	MOUNT WELDMENT, CABLE CARRIER BRACKET	714456-1	1
7	CHANNEL, CABLE CARRIER BRACKET	710573-1	1
8	WASHER, 6.4 FLAT ZINC	F81053-1	16
9	NUT, M6-8-B HEX NYLON ZINC LOCK	F81031-2	8
10	BOLT, M6X25 5.8 HEX HEAD FULL THREAD ZINC	F81001-3	8
11	WASHER, 10.5 FLAT ZINC	F81055-1	2
12	WASHER, Z 10.2 SPLIT LOCK ZINC	F81055-2	2
13	BOLT, M10X30 5.8 HEX HEAD FULL THREAD ZINC	F81003-2	2
14	PLATE, COMPLETE	711389-1	1
	<b>BOX, ELECTRIC - COMPLETE</b>	<b>711376</b>	<b>1</b>
15	BOX, EB 1549500 (200X200X80) ELECTRIC	089802	1
16	GLAND, DP9/H CABLE	F81096-2	11
17	GLAND, DP 13/H CABLE	F81096-4	1
18	GLAND, DP21/H CABLE	F81096-3	1
19	WASHER, 8.4 FLAT ZINC	F81054-1	4
20	WASHER, 8.2 SPLIT LOCK ZINC	F81054-4	4
21	BOLT, M8X16-8.8-B HEX HEAD FULL THREAD ZINC	F81002-20	4
22	BEARING, UCP206 W/HOUSING	099254	2

REF.	DESCRIPTION (◆ Indicates Parts Available In Assemblies Only )	PART#	QTY
23	WASHER, 17 SPLIT LOCK ZINC	F81058-1	7
24	NUT, M16-8 HEX NYLON ZINC LOCK	F81036-2	3
25	BOLT, M16x65-8.8-B HEX HEAD FULL THREAD ZINC	F81006-1	4
26	PIN, 24.9X82 ZINC	713938-1	1
27	WASHER, 25 FLAT ZINC	F81061-3	4
28	PIN, S-FE 5X40 COTTER	F81043-31	4
29	PIN, 24.9X90 ZINC-PLATED	713939-1	1
30	V-BELT, OPTIBELT XPA L=1682	713990	5
31	MOTOR, 1LG4188-4AA60-ZG26+C01	512119	1
	<b>BRACKET SET, 2607.12PZ CABLE CARRIER</b>	<b>087773</b>	<b>1</b>
32	BRACKET, INGUS 2607.2PZ W/PIN	088600	1
33	BRACKET, INGUS 2607.1PZ W/BORE	088601	1
34	CARRIER, INGUS 27.07.063 CABLE	088048	1
35	SCREW, M6X20-10.9 DIN7991 FLAT SOCKET HEAD CAP ZINC	F81001-17	4
36	WASHER, 6.4 FLAT ZINC	F81053-1	4
37	NUT, M6-8-B HEX NYLON ZINC LOCK	F81031-2	4
38	WASHER, 13/35-4 ZINC-PLATED	512311-1	4
39	NUT, M12-8 HEX NYLON ZINC LOCK	F81034-2	4
40	WASHER, 13 FLAT ZINC	F81056-1	8
41	BOLT, M12X100 8.8 HEX HEAD FULL THREAD ZINC	F81004-45	4
42	CAM, REVOLUTIONS MEASUREMENT	714533-1	1
43	SCREW, M6x8 45H GEOMET HEX SOCKET SET W/CONE POINT	F81013-1	1
44	WASHER, 16.3 SPLIT LOCK ZINC	F81058-2	1
	<b>GUARD ASSEMBLY, PULLEY</b>	<b>713937</b>	<b>1</b>
45	GUARD WELDMENT, PULLEY	713880-1	1
46	BRACKET WELDMENT, SENSOR	713935-1	1
47	GUARD WELDMENT, SENSOR	713936-1	1
48	WASHER, 5.3 FLAT ZINC	F81052-1	7
49	WASHER, 6.4 FLAT ZINC	F81053-1	6
50	BOLT, M6X12 8.8 HEX HEAD FULL THREAD ZINC	F81001-7	4
51	SENSOR, IFW200 - IFM INDUCTIVE	514014	1
52	WASHER, Z 6.1 SPLIT LOCK ZINC	F81053-3	2
53	SCREW, M6X10 8.8 HEX SOCKET HEAD CAP ZINC	F81001-12	2
54	NUT, M5-8-FE/ZN5 DIN985	F81030-2	7
55	COVER, INSPECTION	714008-1	1

### 3.3 E50S Motor Kit

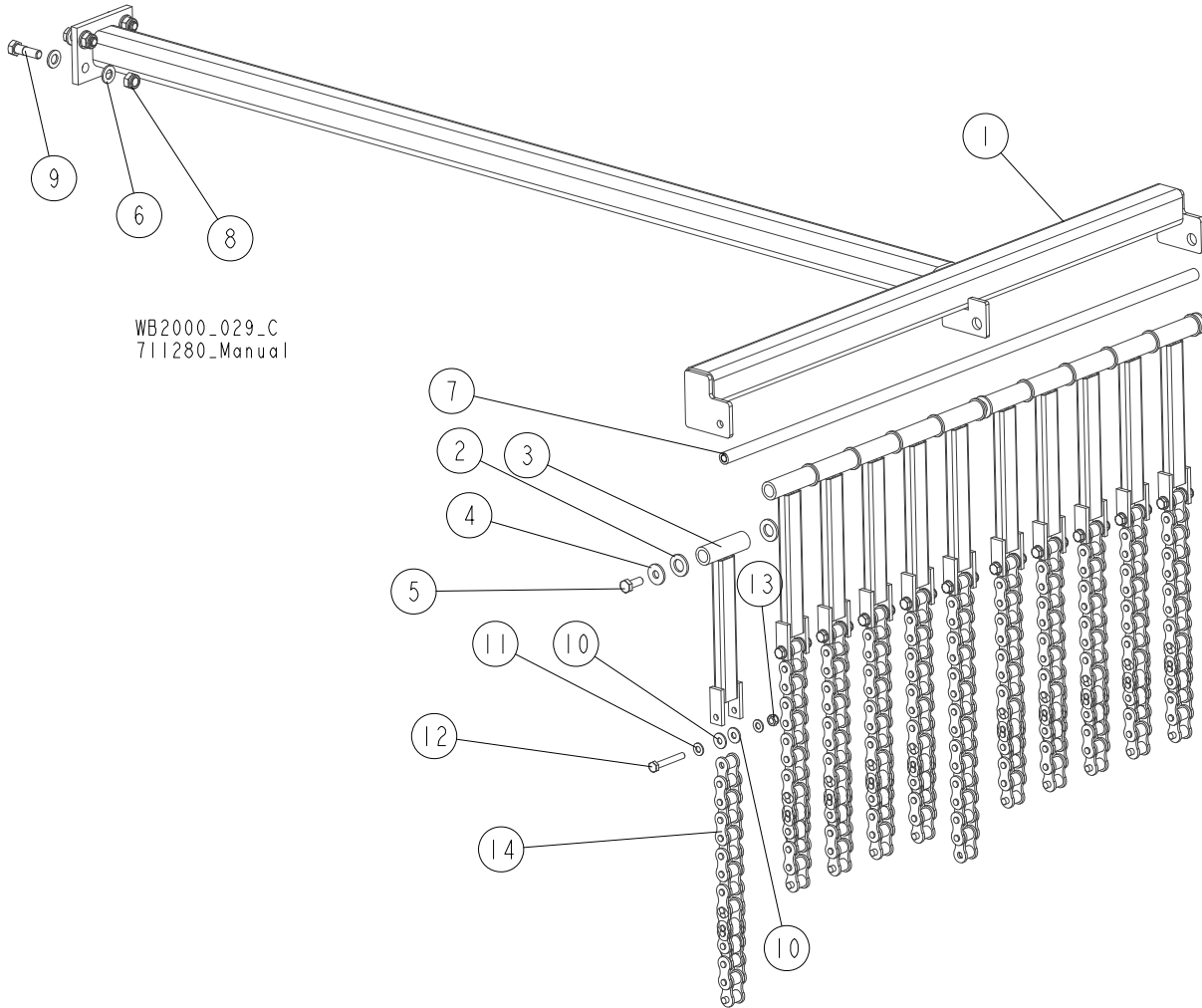
713932\_001  
713932\_Manual



REF.	DESCRIPTION (◆ Indicates Parts Available In Assemblies Only)	PART#	QTY
	<b>MOTOR KIT, E50S (37KW) WB2000</b>	<b>713932</b>	<b>1</b>
1	MOUNT WELDMNT, 37 KW WB2000 MOTOR	713867-1	1
2	ROD WELDMNT, MOTOR ZINC-PL. TENSION	713877-1	2
3	MOTOR, 37KW 1LE1001-2AB63-4AA4-Z F01+F12 W/BRAKE	713941	1
4	PULLEY, SPA-5 N140 (F02261+T31130)	713934	1
5	WASHER, 31/65-5	713940-1	4
6	NUT, M30 HEX ZINC	F81038-3	4
7	BRACKET, CABLE CARRIER MOUNT <a href="#">See Section 3.2</a>	710812	1
8	PLATE, COMPLETE	711389-1	1
9	BOX, ELECTRIC - COMPLETE <a href="#">See Section 3.2</a>	711376	1
10	BEARING, UCP206 W/HOUSING	099254	2
11	WASHER,19 FLAT ZINC	F81060-1	8
12	BOLT, M18X100-8.8 HEX HEAD ZINC	F81008-4	4
13	NUT, M18 HEX NYLON LOCK	F81039-15	4
14	WASHER, 17 SPLIT LOCK ZINC	F81058-1	7
15	NUT, M16-8 HEX NYLON ZINC LOCK	F81036-2	3
16	BOLT, M16x65-8.8-B HEX HEAD FULL THREAD ZINC	F81006-1	4
17	PIN, 24.9X82 ZINC-PLATED	713938-1	1
18	WASHER, 25 FLAT ZINC	F81061-3	4
19	PIN, S-FE 5X40 COTTER	F81043-31	4
20	PIN, 24.9X90 ZINC-PLATED	713939-1	1
21	CAM, REVOLUTIONS MEASUREMENT	713943-1	1
22	SCREW, M6X8-33H-GEOMET HEX SOCKET SET W/CONE POINT	F81013-1	1
23	V-BELT, OPTIBELT XPA L=1682	713990	5
24	WASHER, 16.3 SPLIT LOCK ZINC	F81058-2	1
25	GUARD ASSEMBLY, PULLEY <a href="#">See Section 3.2</a>	713937	1

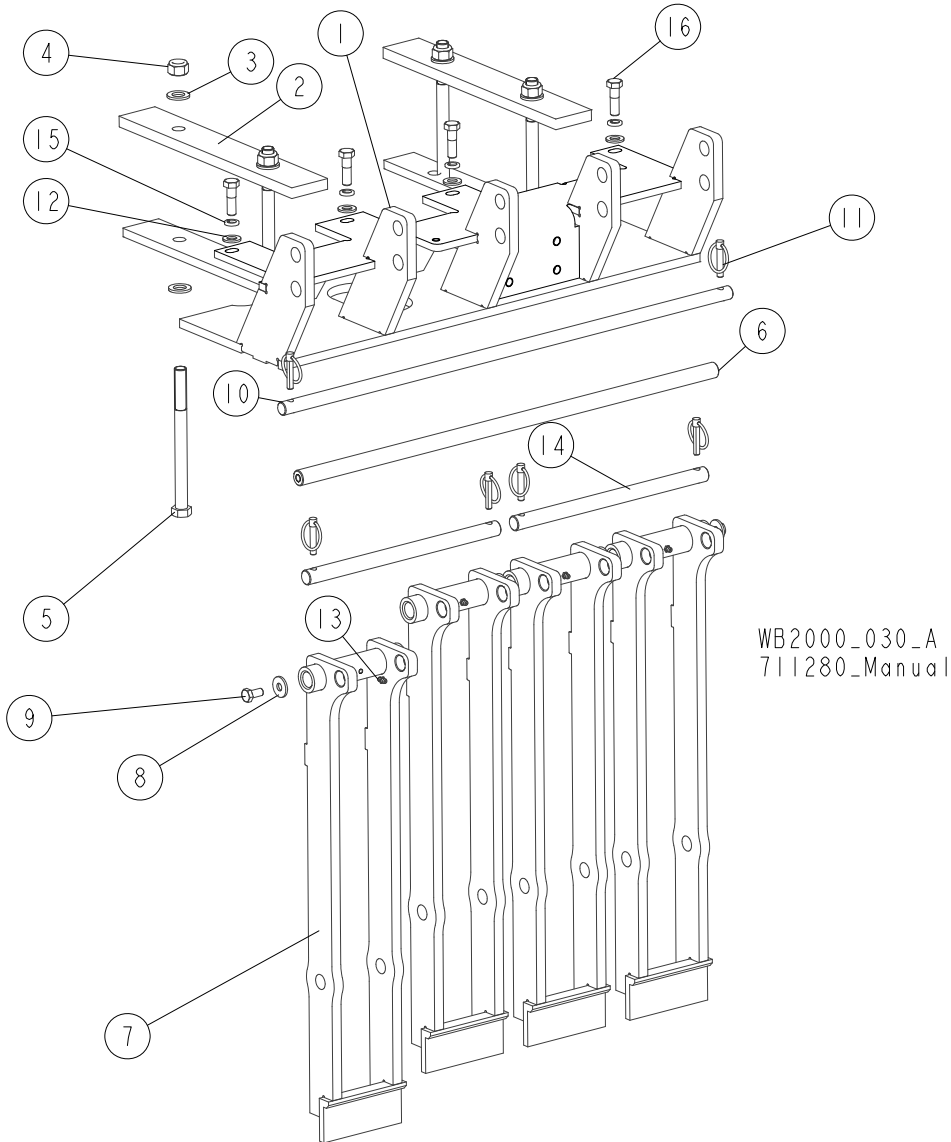


### 3.4 Board Return Guide



REF.	DESCRIPTION (◆ Indicates Parts Available In Assemblies Only)	PART#	QTY
	<b>GUIDE, BOARD RETURN SYSTEM</b>	<b>713857</b>	<b>1</b>
1	ARM, HORIZONTAL	713858-1	1
2	WASHER, 17 SPLIT LOCK ZINC	F81058-1	13
3	TUBE WELDMENT, DRAGBACK UPPER	713862-1	11
4	WASHER, 10.5 SPECIAL FLAT ZINC	F81055-6	2
5	BOLT, M10X25 8.8 HEX HEAD FULL THREAD ZINC	F81003-11	2
6	WASHER, 13 FLAT ZINC	F81056-1	8
7	ROD, BOARD RETURN GUIDE	710292-1	1
8	NUT, M12 8 HEX NYLON ZINC LOCK	F81034-2	4
9	BOLT, M12X40-5.8 HEX HEAD	F81004-1	4
10	WASHER, 8.4/21-2	713864	11
11	WASHER, 8.4 FLAT ZINC	F81054-1	22
12	BOLT, M8X55-8.8 HEX HEAD ZINC	F81002-8	11
13	NUT, M8 8 HEX NYLON ZINC LOCK	F81032-2	11
14	CHAIN, 16B-1 0.4 M LONG	713865	11

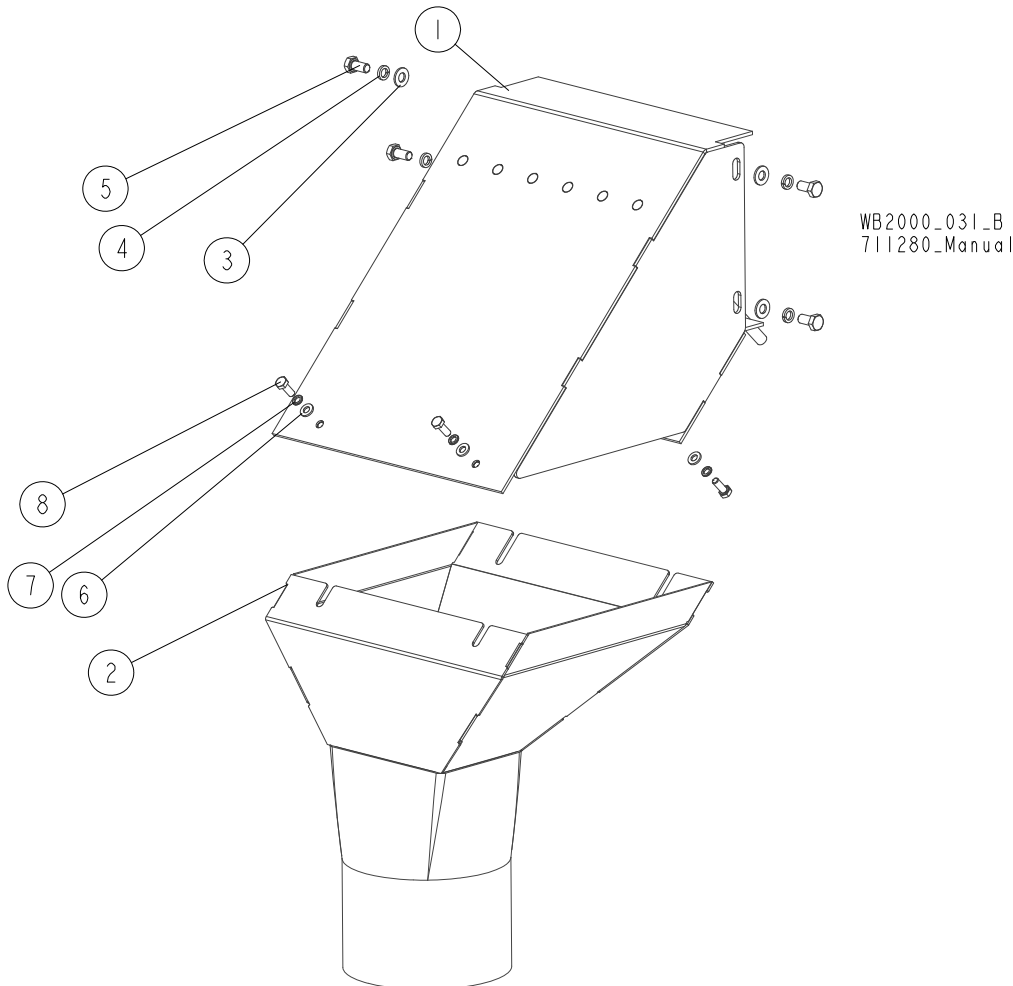
3.5 Board Return Assembly



REF.	DESCRIPTION (◆ Indicates Parts Available In Assemblies Only)	PART#	QTY
	<b>RETURN ASSEMBLY, BOARD</b>	<b>714016</b>	<b>1</b>
1	PLATE ASSEMBLY, BOARD RETURN MOUNT	714010-1	1
2	BAR, 60X373X15	711278-1	2
3	WASHER, 17 SPLIT LOCK ZINC	F81058-1	8
4	NUT, M16-8 HEX NYLON ZINC LOCK	F81036-2	4
5	BOLT, ISO4014 M16X195-8.8-A2E HEX HEAD	F81006-44	4
6	ROD, N21X697	710269-1	1
7	ARM WELDMENT, BOARD RETURN	713561-1	4
8	WASHER, 10.5 SPECIAL FLAT ZINC	F81055-6	2
9	BOLT, M10X20-5.8 HEX HEAD FULL THREAD ZINC	F81003-1	2
10	ROD, N18X750	710818-1	1
11	PIN, 8 BN914 LINCH (BOSSARD 1364650)	F81046-2	6
12	WASHER, 13 FLAT ZINC	F81056-1	4
13	FITTING, M6 GREASE	086280	4
14	ROD, N20X320	713563-1	2

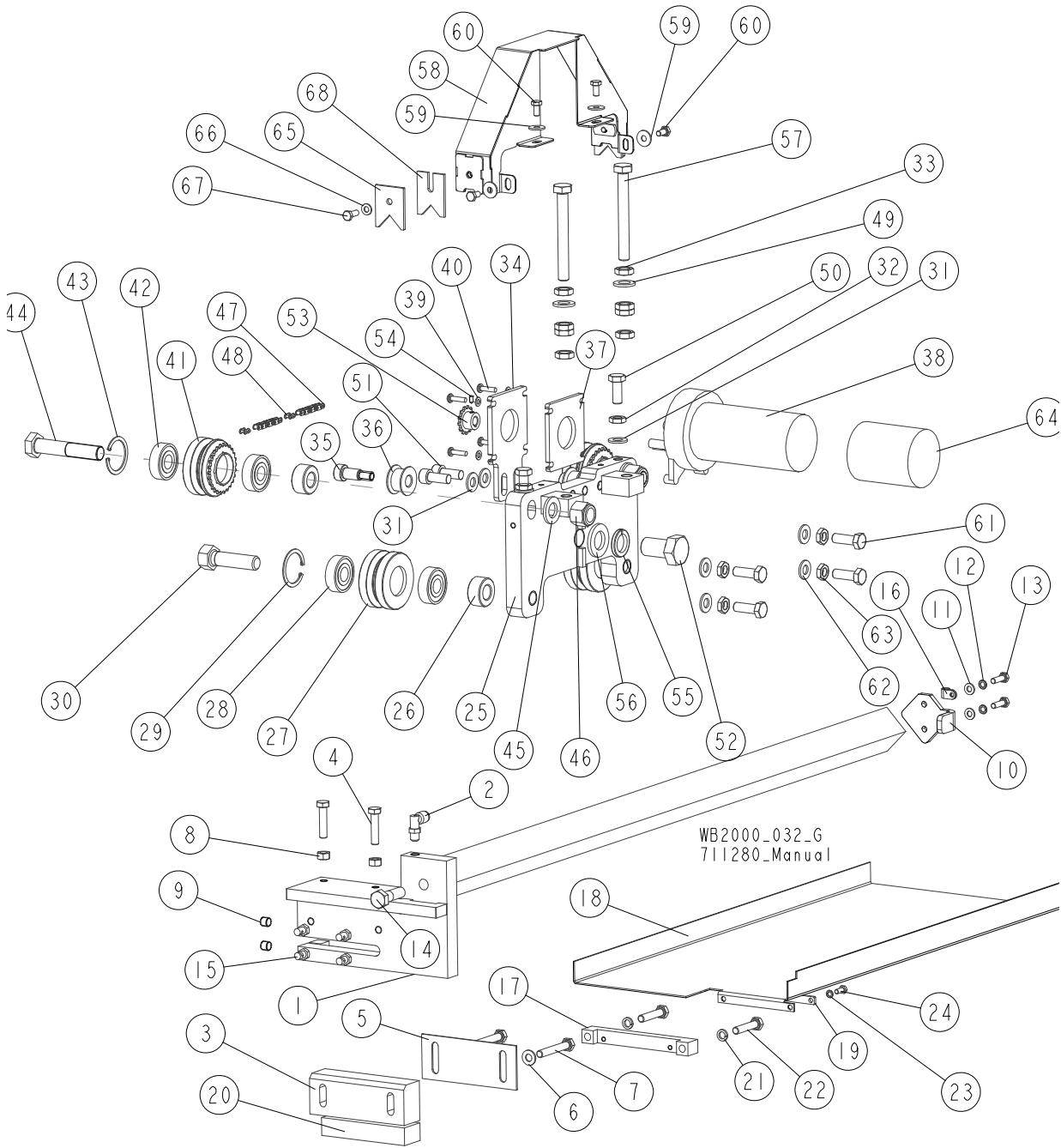
REF.	DESCRIPTION (◆ Indicates Parts Available In Assemblies Only)	PART#	QTY
15	WASHER, Z12.2 SPLIT LOCK ZINC	F81056-2	4
16	BOLT, M12X40-5.8 HEX HEAD	F81004-1	4

### 3.6 Sawdust Chute



REF.	DESCRIPTION (◆ Indicates Parts Available In Assemblies Only)	PART #	QTY
	<b>CHUTE, WB2000 SAWDUST</b>	<b>713343</b>	<b>1</b>
1	CHUTE WELDMENT, SAWDUST	714845-1	1
2	TUBE WELDMENT, SAWDUST CHUTE	713291-1	1
3	WASHER, 8.4 FLAT ZINC	F81054-1	4
4	WASHER, 8.2 SPLIT LOCK ZINC	F81054-4	4
5	BOLT, M8x16-8.8-B HEX HEAD FULL THREAD ZINC	F81002-20	4
6	WASHER, 6.4 FLAT ZINC	F81053-1	4
7	WASHER, Z 6.1 SPLIT LOCK ZINC	F81053-3	4
8	BOLT, M6X16-8.8 HEX HEAD FULL THREAD ZINC	F81001-15	4

3.7 Blade Guide Arm w/Drive

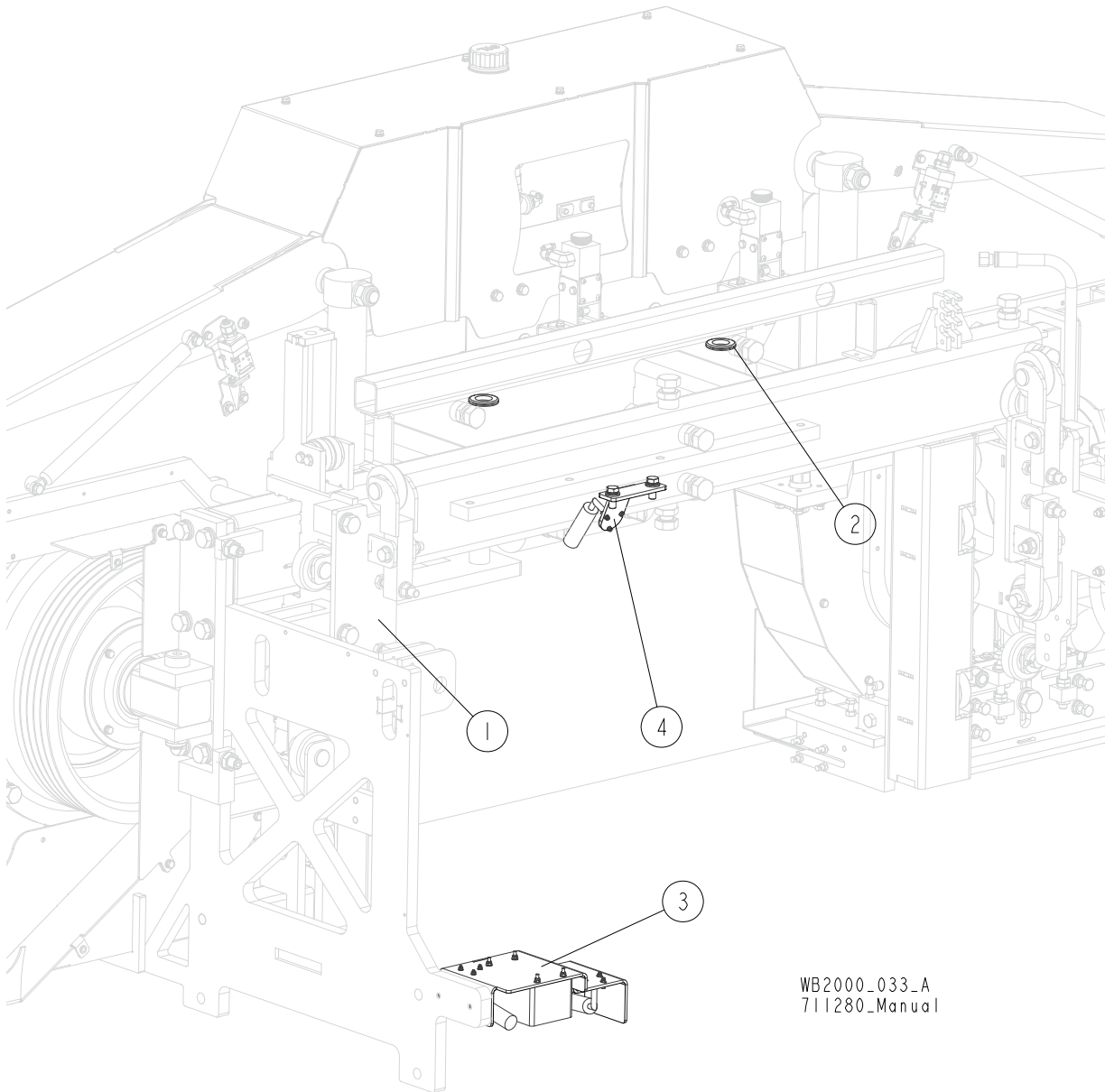


REF.	DESCRIPTION (◆ Indicates Parts Available In Assemblies Only)	PART #	QTY
-	ARM, BLADE GUIDE W/DRIVE - COMPLETE	711375	1
-	ARM, BLADE GUIDE - COMPLETE	715432	1
1	ARM, BLADE GUIDE	715433-1	1
2	ELBOW, 90 DEG 1/8MPT 1/4 TUBE SWIVEL	P09736	1
3	BLOCK, BLADE GUIDE	711079	1
4	BOLT, M8X35-8.8 HEX HEAD FULL THREAD ZINC	F81002-13	2
5	PLATE	711219-1	1
6	WASHER, 8.4 FLAT ZINC	F81054-1	2
7	BOLT, M8X55-8.8 HEX HEAD ZINC	F81002-8	2

REF.	DESCRIPTION (◆ Indicates Parts Available In Assemblies Only)	PART #	QTY
8	NUT, M8-8-B HEX ZINC	F81032-1	2
9	PLUG, M10X1 DIN906 BN40 ZINC-PLATED	F81015-3	2
10	PLATE, BLADE GUIDE ARM END	711827-1	1
11	WASHER, 6.4 FLAT ZINC	F81053-1	2
12	WASHER, Z 6.1 SPLIT LOCK ZINC	F81053-3	2
13	BOLT, M6X20 8.8 HEX HEAD FULL THREAD ZINC	F81001-2	2
14	BOLT, M12X40-8.8 HEX HEAD	F81004-1	1
15	NOZZLE, BLADE LUBE SPRAY	033479	4
16	ELEMENT, EE63 MOUNTING	F81080-4	1
17	CLAMP	715455-1	1
18	GUARD, BLADE	715438-1	1
19	WASHER	715514-1	1
20	BLOCK, BLADE GUIDE	715551	1
21	WASHER, 8.2 SPLIT LOCK ZINC	F81054-4	2
22	BOLT, M8X40-8.8 HEX HEAD FULL THREAD ZINC	F81002-15	2
23	WASHER, 5.1 SPLIT LOCK ZINC	F81052-2	2
24	BOLT, M5X12 5.8 HEX HEAD FULL THREAD ZINC	F81000-5	2
-	DRIVE ASSEMBLY, BLADE GUIDE W/GUARD	711275	1
-	DRIVE ASSEMBLY, BLADE GUIDE	710815	1
25	MOUNT WELDMENT, BLADE GUIDE ARM ZINC-PLATED	714942-1	1
26	BUSHING, 16/32-16 ZINC-PLATED	090804-1	4
-	ROLLER ASSY, B/G IDLER	042543	2
27	ROLLER, 2 1/2 V-GROOVE	042536	1
28	BEARING, 5/8X1.7548X.4724	P06030-1	2
29	RING, 1.575 INTERNAL BEVELED RETAINING	F04254-8	1
30	BOLT, 5/8-18X2 1/4 HEX HEAD GRADE 5	F05009-80	2
31	WASHER, 10.5 FLAT ZINC	F81055-1	4
32	NUT, M10-04-A HEX THIN ZINC	F81033-6	2
33	NUT, M12X1.25-8 THIN ZINC	F81034-5	8
34	PLATE, BLADE GUIDE DRIVE MOUNT	090803-1	1
35	BOLT, 12/M10X20 12.9 ISO7379 SHOULDER (BOSSARD)	F81003-68	2
36	ROLLER, CHAIN GUIDE	090801	2
37	PLATE, BLADE GUIDE DRIVE SPACER	090802-1	1
38	MOTOR ASSY, 24V 60 RPM GEAR	035659	1
39	WASHER, 5.3 FLAT ZINC	F81052-1	4
40	BOLT, #10-32X3/4 CRSL PH	F05004-38	4
-	ROLLER ASSY, B/G DRIVE	042542	2
41	ROLLER ASSY, B/G PRESSED DRIVE	042541	1
42	BEARING, 5/8X1.7548X.4724	P06030-1	2
43	RING, 1.575 INTERNAL BEVELED RETAINING	F04254-8	1
44	BOLT, 5/8-18X3 1/4 HHC GRD 5	F05009-98	2
45	WASHER, 17 SPLIT LOCK ZINC	F81058-1	2
46	NUT, 5/8-18 NYLON ZINC LOCK	F05010-71	2
-	CHAIN ASSEMBLY, BLADE GUIDE ARM DRIVE	093805	1
47	CHAIN, #25X92 PITCHES B/G	042443	2
48	LINK, 25 MASTER	P09983	2
49	WASHER, 13 FLAT ZINC	F81056-1	2
50	BOLT, M10X25 8.8 HEX HEAD FULL THREAD ZINC	F81003-11	2

REF.	DESCRIPTION (◆ Indicates Parts Available In Assemblies Only)	PART #	QTY	
51	SCREW, M10X25 8.8 HEX SOCKET HEAD CAP ZINC	F81003-32	2	
52	BOLT, M20X1.5X35-8.8-B HEX HEAD FULL THREAD ZINC	F81007-21	1	
53	SPROCKET, Z=13 (CHAIN #25)	710895	1	
54	SCREW, M4X25 8.8 HEX SOCKET HEAD CAP ZINC	F81011-40	1	
55	WASHER, 20.5 SPLIT LOCK ZINC	F81059-1	1	
56	WASHER, 21 FLAT ZINC	F81059-2	1	
57	BOLT, M12X1.25X100-8.8 HEX HEAD FULL THREAD ZINC	F81004-41	2	
58	GUARD, BLADE GUIDE DRIVE	711095-1	1	
59	WASHER, 6.5 SPECIAL FLAT ZINC	F81053-11	4	
60	BOLT, M6X12 8.8 HEX HEAD FULL THREAD ZINC	F81001-7	4	
61	BOLT, M10X30 5.8 HEX HEAD FULL THREAD ZINC	F81003-2	4	
62	WASHER, 10.5 FLAT ZINC	F81055-1	4	
63	NUT, M10-04-W THIN ZINC	F81033-6	4	
64	CAP, 2.5 ID X 3 RUBBER	023720	1	
-	COMPLETE SCRAPER	711825	2	
65	PLATE, "V" SCRAPER	711824-1	1	
66	WASHER, 6.4 FLAT ZINC	F81053-1	1	
67	BOLT, M6X16-8.8 HEX HEAD FULL THREAD ZINC	F81001-15	1	
68	SCRAPER, "V"	711823	1	

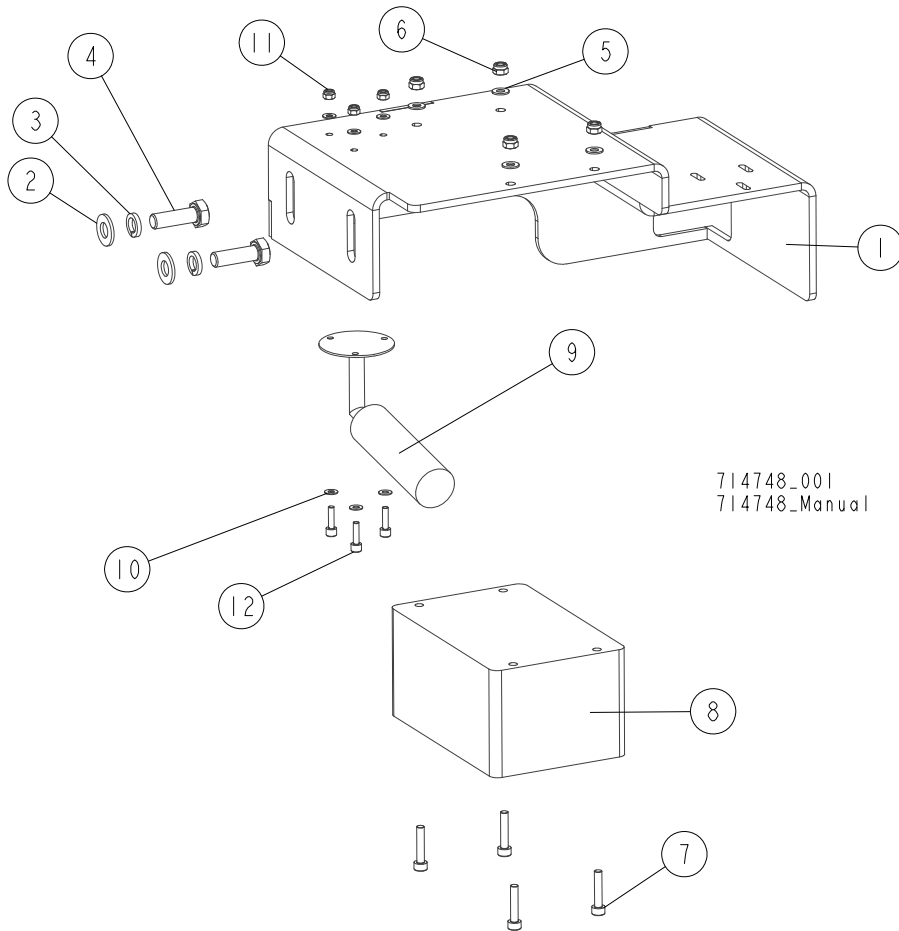
### 3.8 Middle & Side Cameras



WB2000\_033-A  
711280\_Manual

REF.	DESCRIPTION (◆ Indicates Parts Available In Assemblies Only)	PART#	QTY	QTY
1	FRAME, WB2000 SAW HEAD SUPPORT	713313-1	1	
2	GROMMET, 1" I.D. RUBBER	P11765	2	
	<b>CAMERA SET, CCTV WB2000 MIDDLE &amp; SIDE</b>	<b>714747</b>	<b>1</b>	<b>-</b>
	<b>CAMERA SET, CCTV WB2000 MIDDLE &amp; SIDE (OPTION)</b>	<b>512957</b>	<b>-</b>	<b>1</b>
3	CAMERA ASSEMBLY, SIDE <a href="#">See Section 3.9</a>	714748	1	-
	CAMERA ASSEMBLY, SIDE <a href="#">See Section 3.10</a>	711297	-	1
4	CAMERA ASSEMBLY, MIDDLE <a href="#">See Section 3.11</a>	714015	1	1

### 3.9 Side Camera Assembly

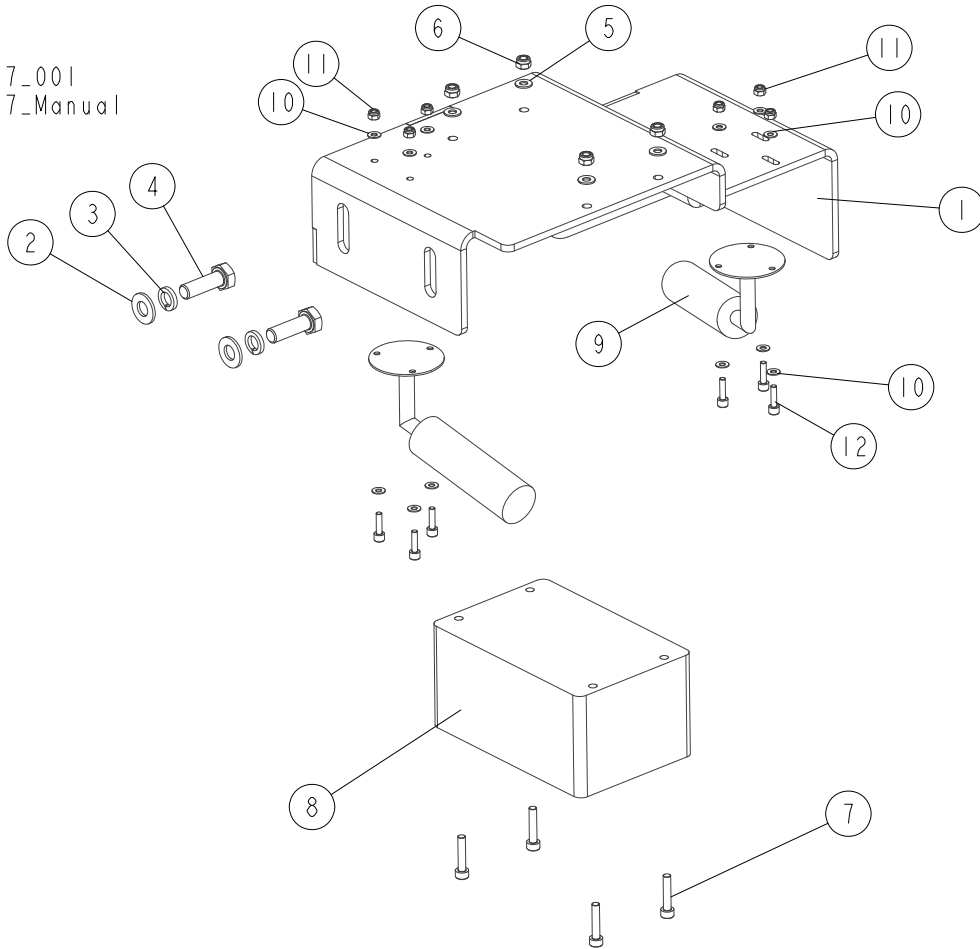


REF.	DESCRIPTION (◆ Indicates Parts Available In Assemblies Only )	PART#	QTY	
	<b>CAMERA ASSEMBLY, SIDE</b>	<b>714748</b>	<b>1</b>	
1	BRACKET WELDMENT, SIDE CAMERA MOUNT	713946-1	1	
2	WASHER, 8.4 FLAT ZINC	F81054-1	2	
3	WASHER, 8.2 SPLIT LOCK ZINC	F81054-4	2	
4	BOLT, M8X25-8.8-B HEX HEAD FULL THREAD ZINC	F81002-5	2	
5	WASHER, 4.3 FLAT ZINC	F81051-2	4	
6	NUT, M4-8 HEX NYLON ZINC LOCK	F81029-1	4	
7	SCREW, M4X20 8.8 HEX SOCKET HEAD CAP ZINC	F81011-31	4	
8	ENCLOSURE, FIBOX EURONORD AB 081206H	711298	1	
9	CAMERA, CCTV VTC-206	512960	1	
10	WASHER, 3.2 FLAT ZINC	F81050-2	6	
11	NUT, M3-6 HEX NYLON ZINC LOCK	F81028-2	3	
12	SCREW, M3X12-8.8 PN-EN ISO 4762 HEX SOCKET HEAD CAP ZINC	F81011-30	3	



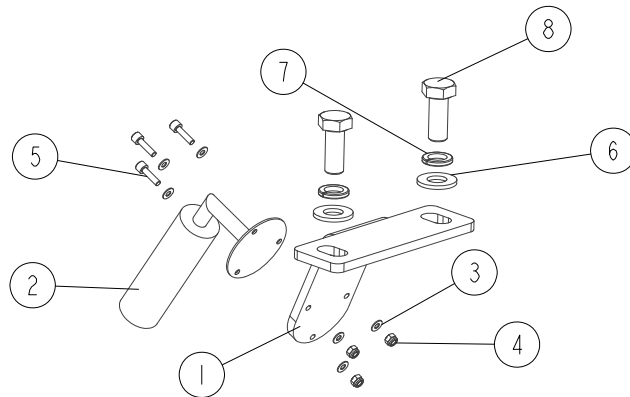
### 3.10 Side Camera Assembly

711297\_001  
711297\_Manual



REF.	DESCRIPTION (◆ Indicates Parts Available In Assemblies Only )	PART#	QTY	
	<b>SIDE CAMERA ASSEMBLY</b>	<b>711297</b>	<b>1</b>	
1	BRACKET WELDMENT, CAMERA MOUNT	713946-1	1	
2	WASHER, 8.4 FLAT ZINC	F81054-1	2	
3	WASHER, 8.2 SPLIT LOCK ZINC	F81054-4	2	
4	BOLT, M8X25-8.8-B HEX HEAD FULL THREAD ZINC	F81002-5	2	
5	WASHER, 4.3 FLAT ZINC	F81051-2	4	
6	NUT, M4-8 HEX NYLON ZINC LOCK	F81029-1	4	
7	SCREW, M4X20 8.8 HEX SOCKET HEAD CAP ZINC	F81011-31	4	
8	ENCLOSURE, FIBOX EURONORD AB 081206H	711298	1	
9	CAMERA, CCTV VTC-206	512960	2	
10	WASHER, 3.2 FLAT ZINC	F81050-2	12	
11	NUT, M3-6 HEX NYLON ZINC LOCK	F81028-2	6	
12	SCREW, M3X12-8.8 PN-EN ISO 4762 HEX SOCKET HEAD CAP ZINC	F81011-30	6	

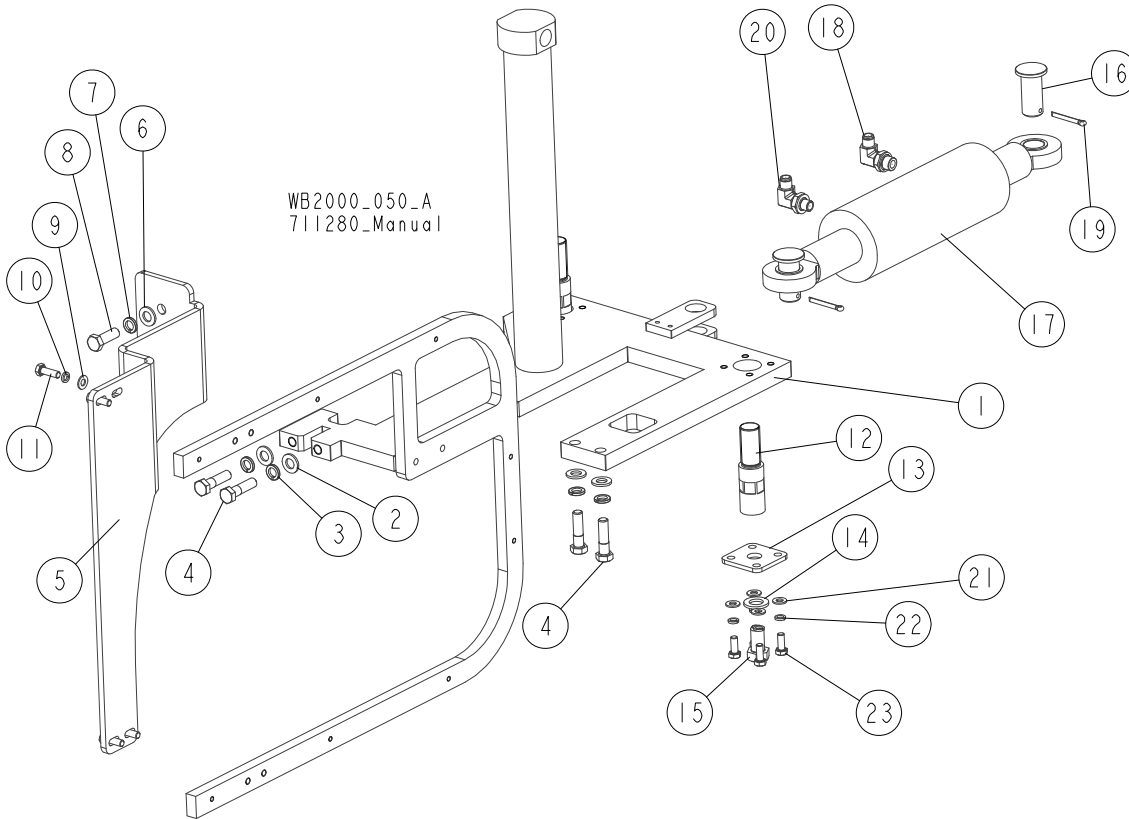
**3.11 Middle Camera Assembly**



714015\_001  
714015\_Manual

REF.	DESCRIPTION (◆ Indicates Parts Available In Assemblies Only )	PART#	QTY	
	<b>CAMERA ASSEMBLY, MIDDLE</b>	<b>714015</b>	<b>1</b>	
1	BRACKET, MIDDLE CAMERA MOUNT	714012	1	
2	CAMERA, CCTV VTC-206	512960	1	
3	WASHER, 3.2 FLAT ZINC	F81050-2	6	
4	NUT, M3-6 HEX NYLON ZINC LOCK	F81028-2	3	
5	SCREW, M3X12-8.8 PN-EN ISO 4762 HEX SOCKET HEAD CAP ZINC	F81011-30	3	
6	WASHER, 10.5 FLAT ZINC	F81055-1	2	
7	WASHER, Z 10.2 SPLIT LOCK ZINC	F81055-2	2	
8	BOLT, M10X25 8.8 HEX HEAD FULL THREAD ZINC	F81003-11	2	

### 3.12 Blade Tension Plate Assembly



REF.	DESCRIPTION (◆ Indicates Parts Available In Assemblies Only)	PART#	QTY
1	<b>PLATE ASSEMBLY, BLADE TENSION</b>	<b>711250-1</b>	<b>1</b>
2	<b>WASHER, 13 FLAT ZINC</b>	F81056-1	4
3	<b>WASHER, Z12.2 SPLIT LOCK ZINC</b>	F81056-2	4
4	<b>BOLT, M12X45 8.8 HEX HEAD ZINC</b>	F81004-32	4
	<b>PLATE, IDLE SIDE STIFFENER - COMPLETE</b>	<b>713559</b>	<b>1</b>
5	PLATE, STIFFENER	713548-1	1
6	WASHER, 13 FLAT ZINC	F81056-1	2
7	WASHER, Z12.2 SPLIT LOCK ZINC	F81056-2	2
8	BOLT, M12X35 8.8 HEX HEAD FULL THREAD ZINC	F81004-24	2
9	WASHER, 8.4 FLAT ZINC	F81054-1	4
10	WASHER, 8.2 SPLIT LOCK ZINC	F81054-4	4
11	BOLT, M8X25-8.8-B HEAX HEAD FULL THREAD ZINC	F81002-5	4
12	<b>BOLT, ADJUSTMENT</b>	710178-1	2
13	<b>PLATE</b>	711432-1	2
14	<b>WASHER, 17 SPLIT LOCK ZINC</b>	F81058-1	2
15	<b>BOLT, M16X30-8.8 HEX HEAD FULL THREAD ZINC</b>	F81006-36	2
	<b>COMPLETE CYLINDER</b>	710814	1
16	PIN	710397-1	2
17	CYLINDER, CJ-S582-20-80/45/100	711350 <sup>1</sup>	1
18	FITTING, 90\$ - 3/8 BSP - 9/16 JIC ELBOW	096335	1
19	PIN, S-FE 5X40 COTTER	F81043-31	2
20	FITTING, 1/4 BSP - 9 /16 JIC ELBOW	711399	1
21	<b>WASHER, 8.4 FLAT ZINC</b>	F81054-1	8

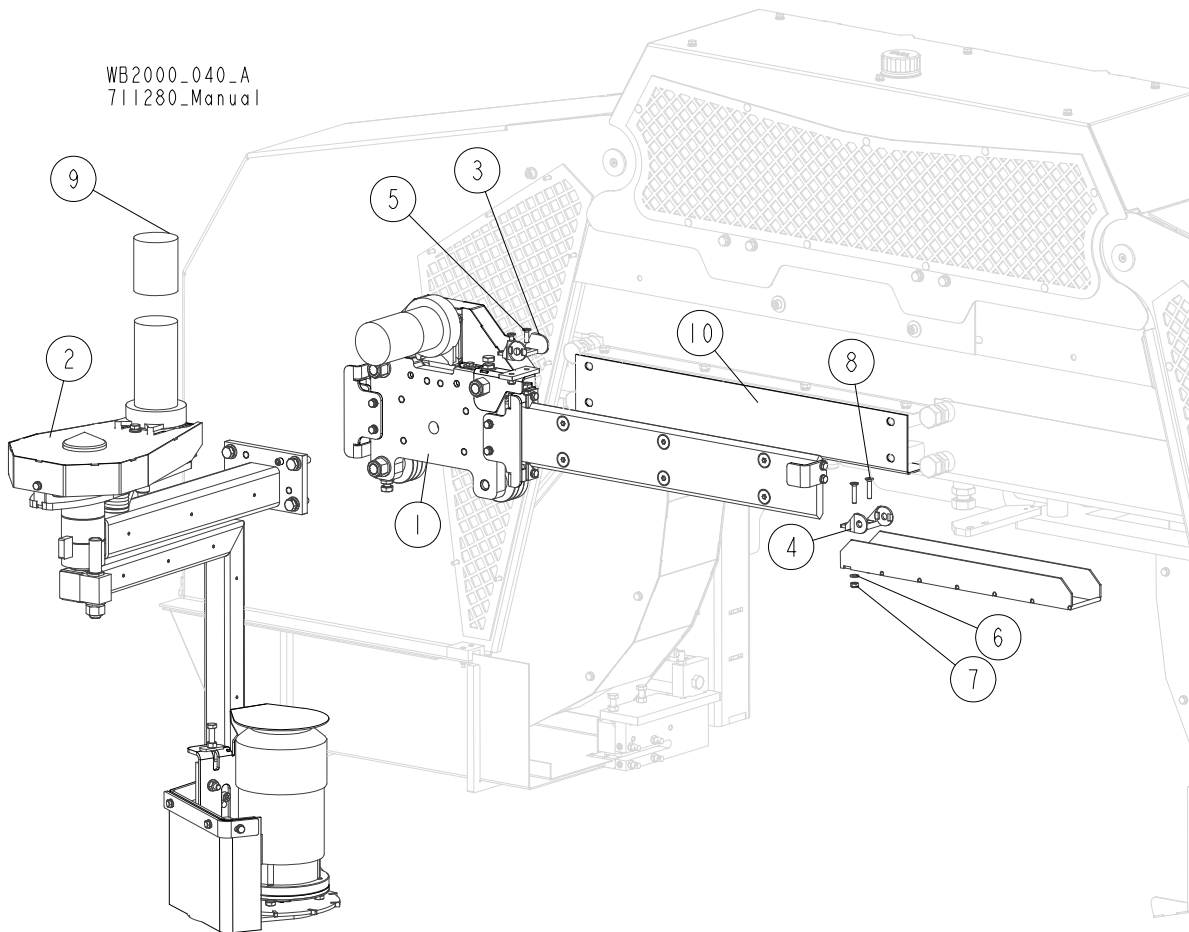
**3****SAW HEAD***Blade Tension Plate Assembly*

---

REF.	DESCRIPTION (◆ Indicates Parts Available In Assemblies Only )	PART#	QTY	
22	WASHER, 8.2 SPLIT LOCK ZINC	F81054-4	8	
23	BOLT, M8X20 8.8 HEX HEAD FULL THREAD ZINC	F81002-4	8	

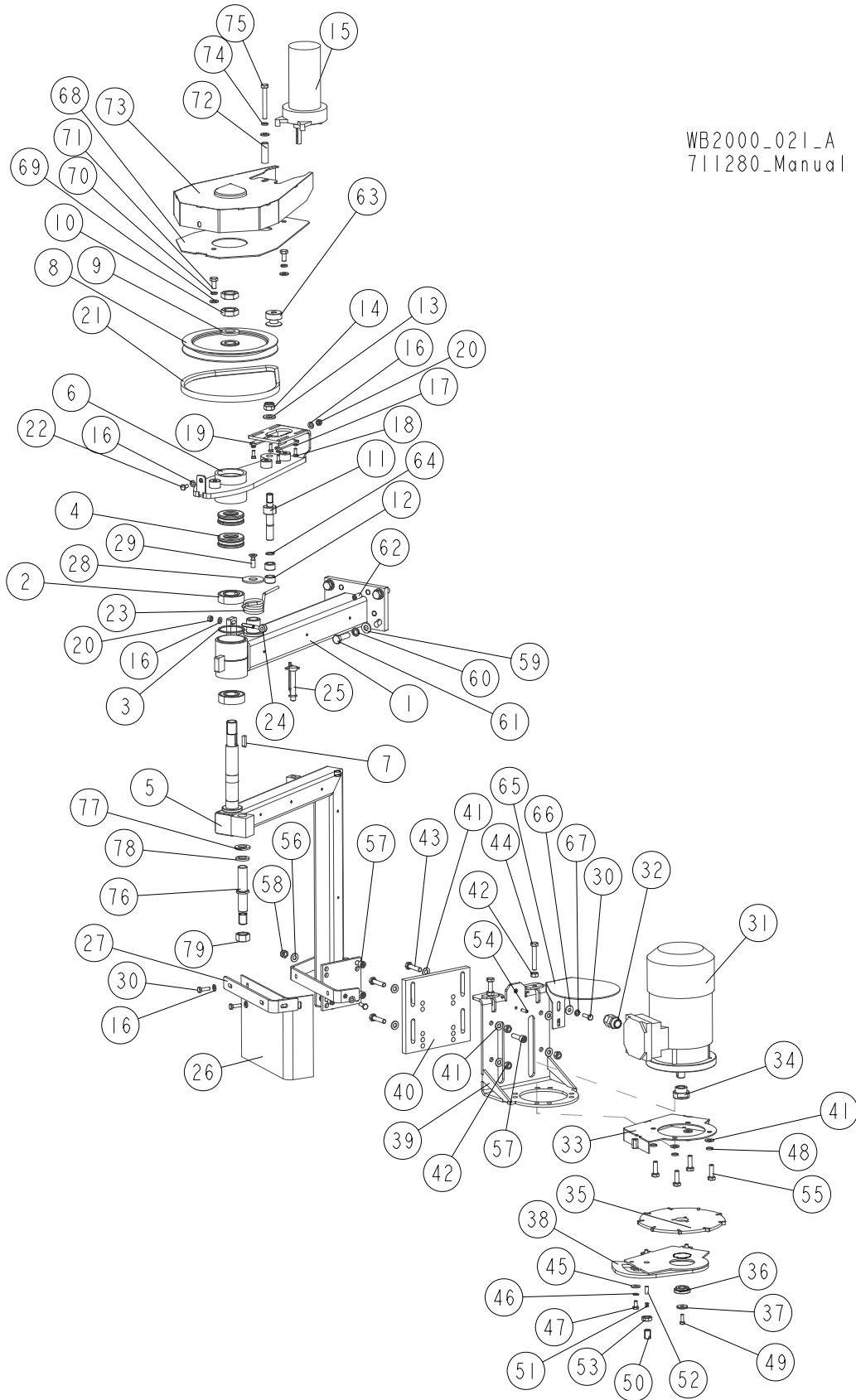
<sup>1</sup> Seal kit - 714913

### 3.13 Debarker w/Drive



REF.	DESCRIPTION (◆ Indicates Parts Available In Assemblies Only)	PART#	QTY
	<b>DEBARKER W/DRIVE - COMPLETE</b>	<b>711380</b>	<b>1</b>
1	RAIL ASSEMBLY, DEBARKER TRACK <a href="#">See Section 3.15</a>	710811	1
2	DEBARKER, WB2000 <a href="#">See Section 3.14</a>	710265	2
3	BRACKET, 14050.1PZ	512945_2PZ	1
4	BRACKET, 14050.2PZ	512945_1PZ	1
5	SCREW, M6X20-10.9 FE/ZN5 DIN-7991	F81001-17	2
6	WASHER, 6.4 FLAT ZINC	F81053-1	3
7	NUT, M6-8-B HEX NYLON ZINC LOCK	F81031-2	4
8	SCREW, M6X30-10.9 FLAT SOCKET HEAD CAP ZINC	F81001-67	2
9	CAP, 2.5 ID X 2 RUBBER	023720	2
10	<b>PLATE</b>	715034-1	3

**3.14 Debarker, WB2000**

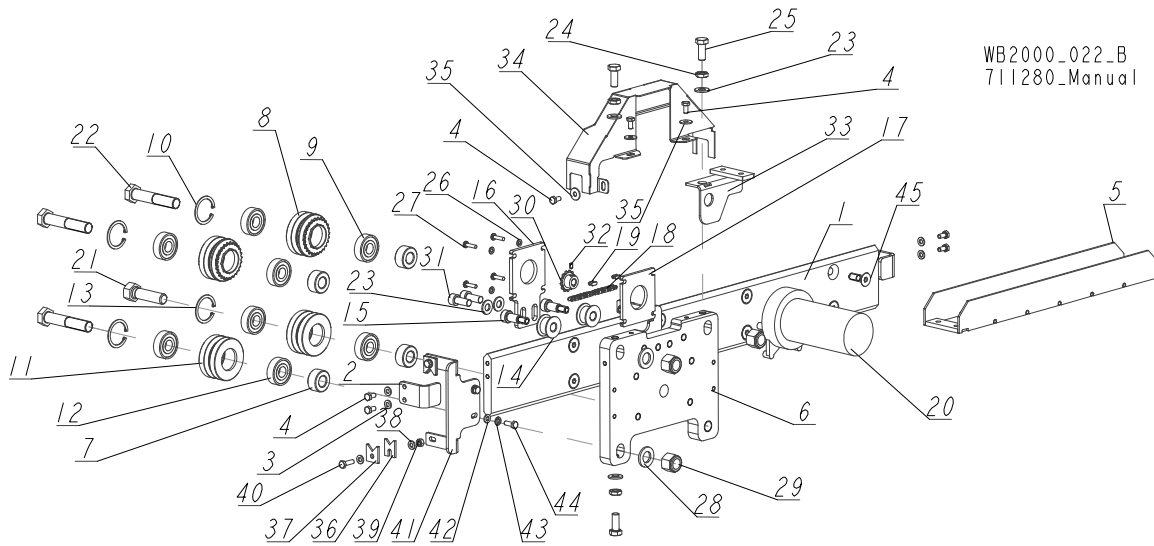


REF.	DESCRIPTION (◆ Indicates Parts Available In Assemblies Only)	PART#	QTY
	<b>DEBARKER, WB2000</b>	<b>710265</b>	<b>1</b>
1	ARM, DEBARKER HORIZONTAL	710260-1	1
2	BEARING, 6205 2RS BALL	091804	2
3	RING, SPACER	098491-1P	1
4	BEARING, 51305 THRUST	098597	2
5	ARM, DEBARKER VERTICAL	710264-1	1
6	ARM WELDMENT, DEBARKER	098626-1	1
7	KEY, 6X6X23 PARALLEL	089191	1
8	PULLEY, DEBARKER	098594-1	1
9	WASHER, 21 FLAT ZINC	F81059-2	1
10	NUT, M20X1.5 HEX THIN ZINC-PL	F81037-7	2
11	PIN, DEBARKER	098593-1	1
12	BEARING, 1412 NEEDLE	098595	2
13	WASHER, 13 FLAT ZINC	F81056-1	1
14	NUT, M12-8 HEX NYLON ZINC LOCK	F81034-2	1
15	MOTOR ASSEMBLY, 24V 60 RPM GEAR	035659	1
16	WASHER, 6.4 FLAT ZINC	F81053-1	6
17	WASHER, 5.1 SPLIT LOCK ZINC	F81052-2	4
18	BOLT, #10-32X1/2 HEX HEAD	F05004-60	4
19	TENSIONER WELDMENT, DEBARKER MOTOR	089969-1	1
20	NUT, M6 8 HEX ZINC	F81031-1	2
21	V-BELT, 4L280V	P04031	1
22	BOLT, M6X12 8.8 HEX HEAD FULL THREAD ZINC	F81001-7	1
23	SPRING, DEBARKER RETAINING	098605	1
24	BOLT, M6 EYE	098596	1
25	PIN, 3/8X2 1/4 SNAP	014151	1
26	GUARD, DEBARKER DEBRIS	097020	1
27	BAR, GUARD MOUNTING	098695-1	1
28	WASHER, LOCKING	098592-1	1
29	SCREW, M8X25-5.8 CROSS RECESSED COUNTERSUNK HEAD ZINC	F81002-51	1
30	BOLT, M6X20 8.8 HEX HEAD FULL THREAD ZINC	F81001-2	4
	<b>DRIVE ASSEMBLY, AC DEBARKER BLADE</b>	<b>096239</b>	<b>1</b>
31	MOTOR, STKG71X-2C IMB5 AC DEBARKER	096777	1
32	GLAND, DW11/H CABLE	085388	1
33	GUARD, DEBARKER BLADE UPPER	096244-1	1
34	BUSHING, CLAMPING	096088	1
35	BLADE, 180 B-06.5/5.0 D-25.5 - COMPLETE	083848-1	1
36	BUSHING, RETAINING	096087	1
37	WASHER	096238-1	1
38	GUARD, DEBARKER BLADE LOWER	096245-1	1
39	BRACKET, AC DEBARKER MOTOR MOUNT	096780-1	1
40	PLATE, DEBARKER MOTOR MOUNTING	089551	1
41	WASHER, 8.4 FLAT ZINC	F81054-1	12
42	NUT, M8-8-B HEX ZINC	F81032-1	6
43	BOLT, M8X35-8.8 HEX HEAD FULL THREAD ZINC	F81002-13	4
44	BOLT, M8X50-8.8 HEX HEAD FULL THREAD ZINC	F81002-19	2
45	WASHER, 6.5 SPECIAL FLAT ZINC	F81053-11	3
46	WASHER, Z 6.1 SPLIT LOCK ZINC	F81053-3	3

REF.	DESCRIPTION (◆ Indicates Parts Available In Assemblies Only )	PART#	QTY	
47	BOLT, M6X12 8.8 HEX HEAD FULL THREAD ZINC	F81001-7	3	
48	WASHER, 8.2 SPLIT LOCK ZINC	F81054-4	4	
49	BOLT, M5X16 8.8 HEX HEAD FULL THREAD ZINC	F81000-20	1	
	<b>PIN ASSEMBLY, DEBARKER BLADE BRAKING</b>	<b>501464</b>	<b>1</b>	
50	SCREW, M12 X 17 BLADE BRAKE SET	501462	1	
51	SPRING, 0.5X5.5-7	501463	1	
52	PIN, DEBARKER BLADE BRAKING	501461	1	
53	NUT, M12-04-A THIN	F81034-6	1	
54	PIN, 5X16 ROLL ZINC	F81044-3	1	
55	BOLT, M8X25-8.8-B HEX HEAD FULL THREAD ZINC	F81002-5	4	
56	WASHER, 8.4 FLAT ZINC	F81054-1	5	
57	SCREW, M8X30-8.8 HEX SOCKET HEAD CAP ZINC	F81002-31	4	
58	NUT, M8 8 HEX NYLON ZINC LOCK	F81032-2	4	
59	WASHER, 10.5 FLAT ZINC	F81055-1	4	
60	WASHER, Z 10.2 SPLIT LOCK ZINC	F81055-2	4	
61	BOLT, M10X35 8.8 HEX HEAD FULL THREAD ZINC	F81003-17	4	
62	SCREW, M10X1X20 DIN 913 STAINLESS STEEL SET	F81015-1	2	
63	PULLEY, MOTOR	710991-1	1	
64	RING, Z14 OUTSIDE RETAINING	F81090-31	1	
65	GUARD, DEBARKER MOTOR	101332-1	1	
66	WASHER, 6.5 SPECIAL FLAT ZINC	F81053-11	1	
67	WASHER, 6,1 DIN 127 (A2-304) STAINLESS STEEL SPRING	F81053-4	1	
	<b>COVER ASSEMBLY</b>	<b>519064</b>	<b>1</b>	
68	PLATE, COVER	519061-1	1	
69	WASHER, 8.4 FLAT ZINC	F81054-1	2	
70	WASHER, 8.2 SPLIT LOCK ZINC	F81054-4	2	
71	BOLT, M8X16-8.8-B HEX HEAD FULL THREAD ZINC	F81002-20	2	
72	BUSHING, 9/13-40.5	519067-1	1	
73	GUARD, V-BELT	098598-1	1	
74	WASHER, 8.2 SPLIT LOCK ZINC	F81054-4	1	
75	BOLT, M8X65 8.8 HEX HEAD FULL THREAD ZINC	F81002-9	1	
	<b>PIN, LOCKING - COMPLETE</b>	<b>519066</b>	<b>1</b>	
76	PIN, LOCKING	519065-1	1	
77	WASHER, 17 FLAT ZINC	F81058-1	1	
78	WASHER, 16.3 SPLIT LOCK ZINC	F81058-2	1	
79	NUT, M16-8 HEX ZINC	F81036-1	1	



### 3.15 Debarker Track Rail Assembly

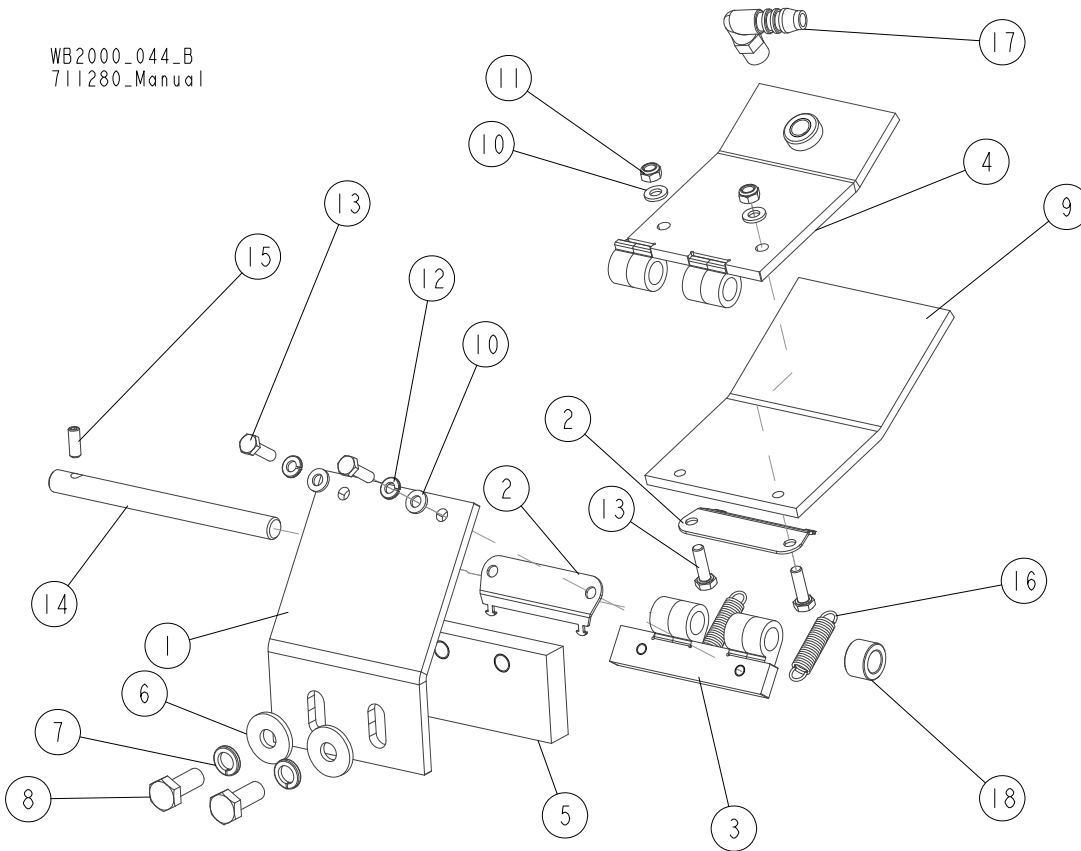


REF.	DESCRIPTION (◆ Indicates Parts Available In Assemblies Only)	PART#	QTY
	<b>RAIL ASSEMBLY, DEBARKER TRACK</b>	<b>710811</b>	<b>1</b>
1	RAIL, DEBARKER TRACK	713344-1	1
2	PLATE, STOP	711828-1	2
3	WASHER, 6.4 FLAT ZINC	F81053-1	4
4	BOLT, M6X12 8.8 HEX HEAD FULL THREAD ZINC	F81001-7	7
5	BRACKET, CABLE CARRIER SUPPORT	710650-1	1
	<b>DRIVE ASSEMBLY</b>	<b>710259</b>	<b>1</b>
6	PLATE, DEBARKER DRIVE MOUNT	710258-1	1
7	BUSHING, 16/32-16 ZINC-PLATED	090804-1	4
	<b>ROLLER ASSEMBLY, BLADE GUIDE DRIVE</b>	<b>042542</b>	<b>2</b>
8	ROLLER ASSEMBLY, BLADE GUIDE PRESSED DRIVE	042541	1
9	BEARING, 5/8X1.7548X.4724	P06030-1	2
10	RING, 1.575 INTERNAL BEVELED RETAINING	F04254-8	1
	<b>ROLLER ASSEMBLY, BLADE GUIDE IDLER</b>	<b>042543</b>	<b>2</b>
11	ROLLER, 2 1/2 V-GROOVE	042536	1
12	BEARING, 5/8X1.7548X.4724	P06030-1	2
13	RING, 1.575 INTERNAL BEVELED RETAINING	F04254-8	1
14	ROLLER, CHAIN GUIDE	090801	2
15	BOLT, 12/M10X20 12.9 ISO7379 (BOSSARD) SHOULDER	F81003-68	2
16	PLATE, BLADE GUIDE MOTOR MOUNT	090803-1	1
17	PLATE, SPACER	090802-1	1
	<b>CHAIN, BLADE GUIDE ARM DRIVE</b>	<b>093805</b>	<b>1</b>
18	CHAIN, #25X92 PITCHES BLADE GUIDE	042443	2
19	LINK, 25 MASTER	P09983	2
20	MOTOR ASSEMBLY, 24V 60 RPM GEAR	035659	1
21	BOLT, 5/8-18X2 1/4 HEX HEAD GRADE 5	F05009-80	1
22	BOLT, 5/8-18X3 1/4 HHC GRADE 5	F05009-98	3
23	WASHER, 10.5 FLAT ZINC	F81055-1	5
24	NUT, M10-04-A HEX THIN ZINC	F81033-6	3
25	BOLT, M10X25 8.8 HEX HEAD FULL THREAD ZINC	F81003-11	3

REF.	DESCRIPTION (◆ Indicates Parts Available In Assemblies Only )	PART#	QTY	
26	WASHER, 5.3 FLAT ZINC	F81052-1	4	
27	BOLT, #10-32X3/4 CRSL PH	F05004-38	4	
28	WASHER, 17 SPLIT LOCK ZINC	F81058-1	2	
29	NUT, 5/8-18 NYLON ZINC LOCK	F05010-71	3	
30	SPROCKET, Z=13 (#25 CHAIN)	710895	1	
31	SCREW, M10X25 8.8 HEX SOCKET HEAD CAP ZINC	F81003-32	2	
32	SCREW, M4X8 GEOMET HEX SOCKET SET W/CONE POINT	F81011-40	1	
33	BRACKET WELDMENT - COMPLETE	710655-1	1	
34	GUARD, DEBARKER DRIVE	711053-1	1	
35	WASHER, 6.5 SPECIAL FLAT ZINC	F81053-11	3	
	<b>SCRAPER ASSEMBLY</b>	<b>711840</b>	<b>1</b>	
	<b>SCRAPER - COMPLETE</b>	<b>711833</b>	<b>4</b>	
36	SCRAPER	711831	1	
37	PLATE	711832-1	1	
38	WASHER, 6.4 FLAT ZINC	F81053-1	2	
39	NUT, M6 8 HEX ZINC	F81031-1	1	
40	BOLT, M6X20 8.8 HEX HEAD FULL THREAD ZINC	F81001-2	1	
41	BRACKET, SCRAPER MOUNT	711834-1	2	
42	WASHER, 6.4 FLAT ZINC	F81053-1	4	
43	WASHER, 6,1 DIN 127 (A2-304) STAINLESS STEEL SPRING	F81053-4	4	
44	BOLT, M6X16-8.8 HEX HEAD FULL THREAD ZINC	F81001-15	4	
45	SCREW, M10X30-10.9 DIN 7991 FLAT SOCKET HEAD CAP ZINC	F81003-104	8	

### 3.16 Blade Wheel Wiper & Scraper

WB2000\_044\_B  
711280\_Manual



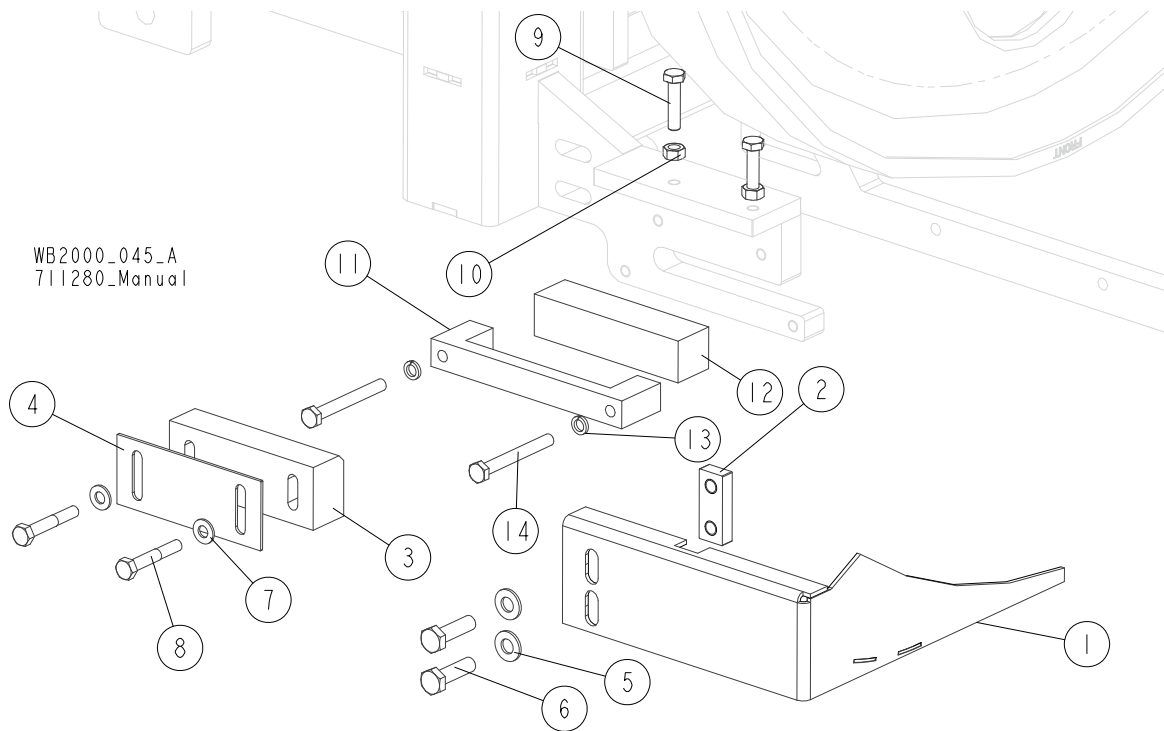
REF.	DESCRIPTION (◆ Indicates Parts Available In Assemblies Only)	PART#	QTY
	<b>WIPER/SCRAPER ASSEMBLY, IDLE-SIDE BLADE WHEEL</b>	<b>711210</b>	<b>1/0</b>
	<b>WIPER/SCRAPER ASSEMBLY, DRIVE-SIDE BLADE WHEEL</b>	<b>711205</b>	<b>0/1</b>
1	PLATE, SCRAPER MOUNT	711426-1	1/0
	PLATE, SCRAPER MOUNT	711427-1	0/1
2	PLATE, SPRING HOOK	710204-1	2
3	BRACKET, SCRAPER MOUNT	710211-1	1/0
	BRACKET, SCRAPER MOUNT	710208-1	0/1
4	MOUNT WELDMENT, FELT	710217-1	1/0
	MOUNT WELDMENT, FELT	710203-1	0/1
5	SCRAPER	713262	1
6	WASHER, 10.5 SPECIAL FLAT ZINC	F81055-6	2
7	WASHER, Z 10.2 SPLIT LOCK ZINC	F81055-2	2
8	BOLT, M10X25 8.8 HEX HEAD FULL THREAD ZINC	F81003-11	2
9	FELT	710214	1/0
	FELT	710201	0/1
10	WASHER, 6.4 FLAT ZINC	F81053-1	4
11	NUT, M6-8-B HEX NYLON ZINC LOCK	F81031-2	2
12	WASHER, 6.1 DIN 127 (A2-304) STAINLESS STEEL SPRING	F81053-4	2
13	BOLT, M6X20 8.8 HEX HEAD FULL THREAD ZINC	F81001-2	4
14	ROD, N12X151	711207-1	1
15	SCREW, M6X16-45H HEX SOCKET SET FLAT POINT ZINC	F81001-10	1
16	SPRING, VANEL	714601	2

**3****SAW HEAD***Blade Wheel Wiper & Scraper*

---

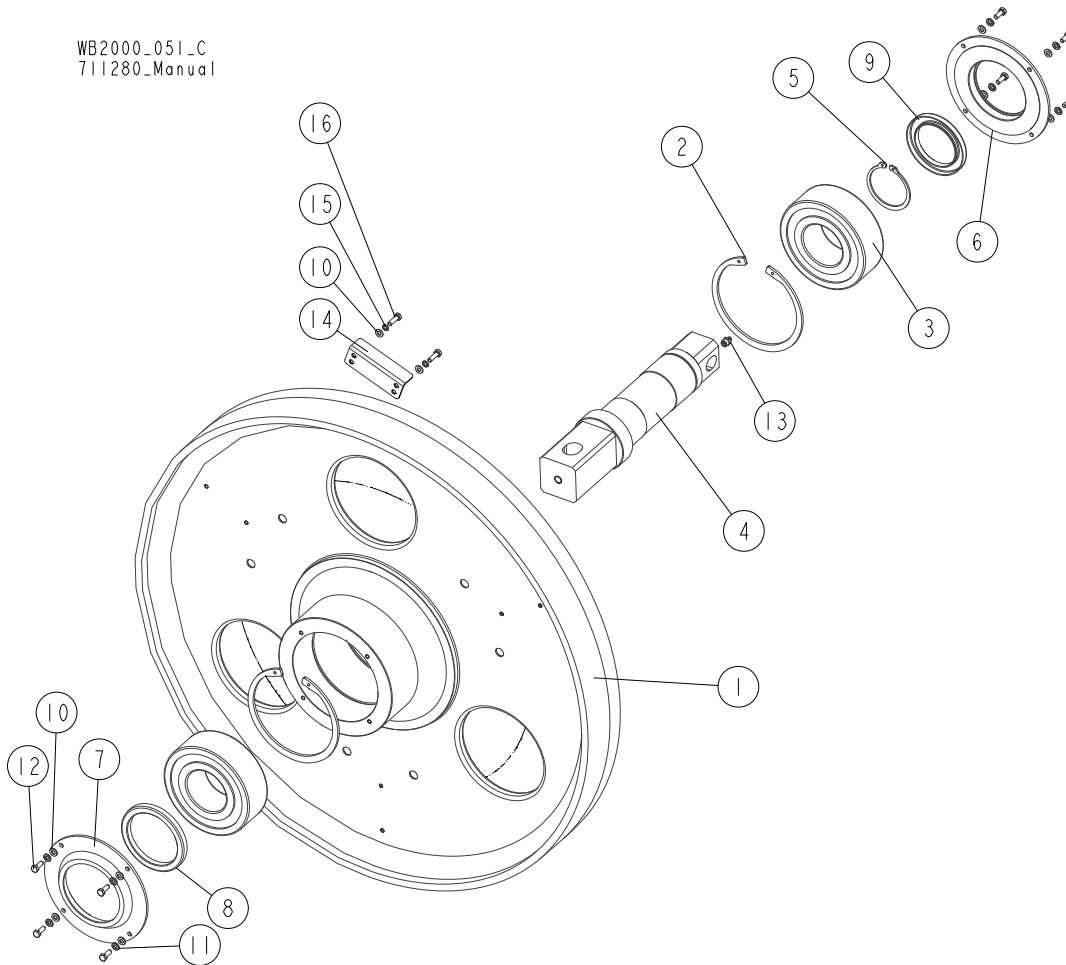
REF.	DESCRIPTION (◆ Indicates Parts Available In Assemblies Only )	PART#	QTY	
17	FITTING, WES 10/R 1/4 ELBOW	088379	1	
18	BUSHING, 20/12-13 SPACER	511722-1	1	

### 3.17 Fixed Blade Guide



REF.	DESCRIPTION (◆ Indicates Parts Available In Assemblies Only)	PART#	QTY
-	<b>FIXED BLADE GUIDE</b>	715519	1
1	GUARD WELDMENT, WHEEL	715442-1	1
2	PLATE	710034-1	1
3	BLOCK, BLADE GUIDE	711079	1
4	PLATE	711219-1	1
5	WASHER, 10.5 FLAT ZINC	F81055-1	2
6	BOLT, M10X35 8.8 HEX HEAD FULL THREAD ZINC	F81003-17	2
7	WASHER, 8.4 FLAT ZINC	F81054-1	2
8	BOLT, M8X50-8.8 HEX HEAD ZINC	F81002-10	2
9	BOLT, M8X35-8.8 HEX HEAD FULL THREAD ZINC	F81002-13	2
10	NUT, M8-8-B HEX ZINC	F81032-1	2
11	CLAMP	715483-1	1
12	BLOCK, BLADE GUIDE	715482	1
13	WASHER, 8.2 SPLIT LOCK ZINC	F81054-4	2
14	BOLT, M8X70-8.8 HEX HEAD ZINC	F81002-71	2

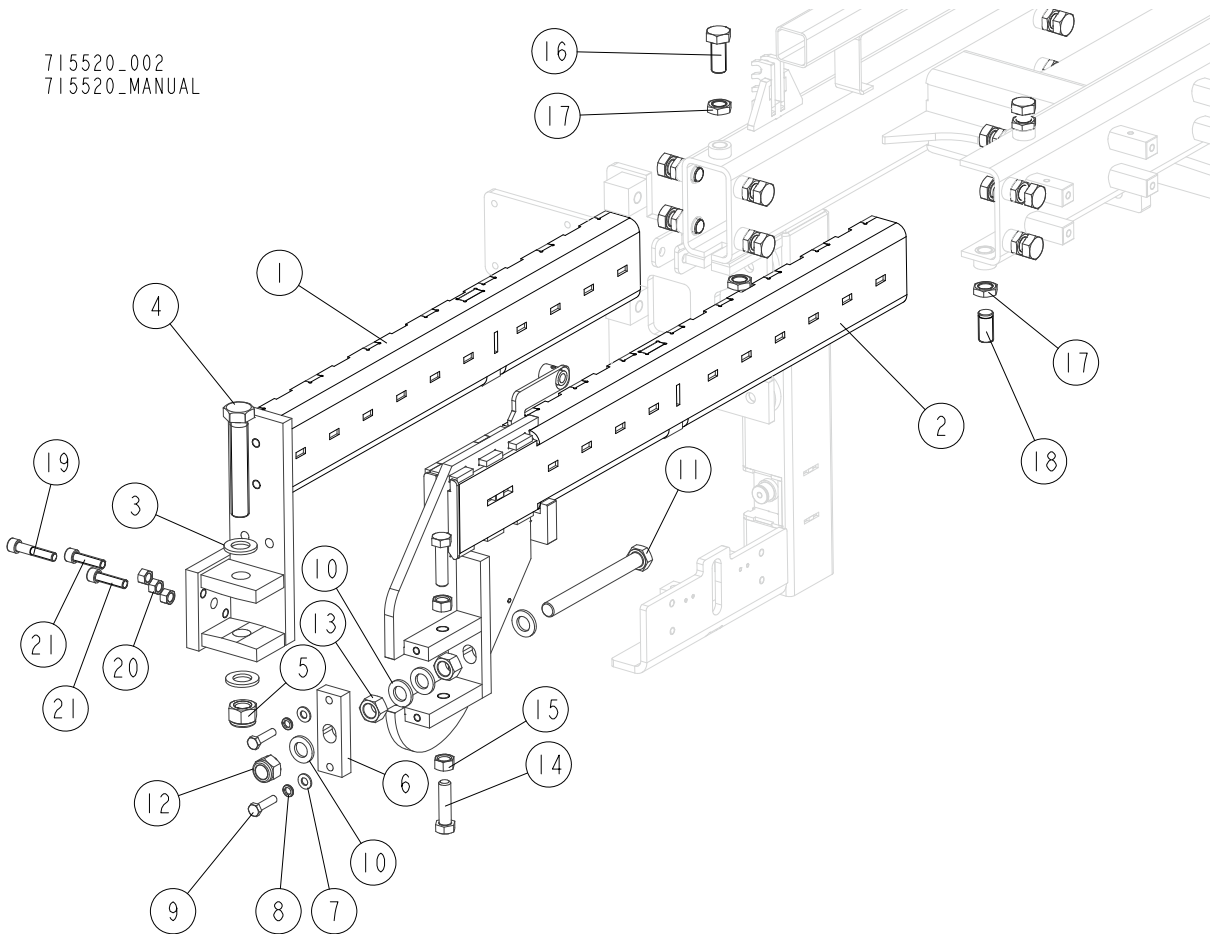
## 3.18 Blade Wheel Assembly, Idle Side

WB2000\_051\_C  
711280\_Manual

REF.	DESCRIPTION (◆ Indicates Parts Available In Assemblies Only)	PART#	QTY
-	<b>WHEEL ASSEMBLY, IDLE SIDE BLADE (86)</b>	715499-1	1
1	WHEEL, BLADE	713176	1
2	RING, W150 INSIDE RETAINING	F81090-43	2
3	BEARING, NJ2314E.TVP2 CYLINDRICAL ROLLER	503932	2
4	SHAFT, BLADE WHEEL	715358	1
5	RING, Z70 OUTSIDE RETAINING	F81090-56	1
6	COVER	710004-1	1
7	COVER	715409-1	1
8	RING, CC88X110X10 SEALING	715495	1
9	RING, CC70X100X10 SEALING	710802	1
10	WASHER, 6.4 FLAT ZINC	F81053-1	14
11	WASHER, 6.1 DIN 127 (A2-304) STAINLESS STEEL SPRING	F81053-4	8
12	BOLT, M6X16-8.8 HEX HEAD FULL THREAD ZINC	F81001-15	8
13	FITTING, M10X1 STRAIGHT GREASE	710834	1
14	WING	713554	3
15	WASHER, Z 6.1 SPLIT LOCK ZINC	F81053-3	6
16	BOLT, M6X20 8.8 HEX HEAD FULL THREAD ZINC	F81001-2	6

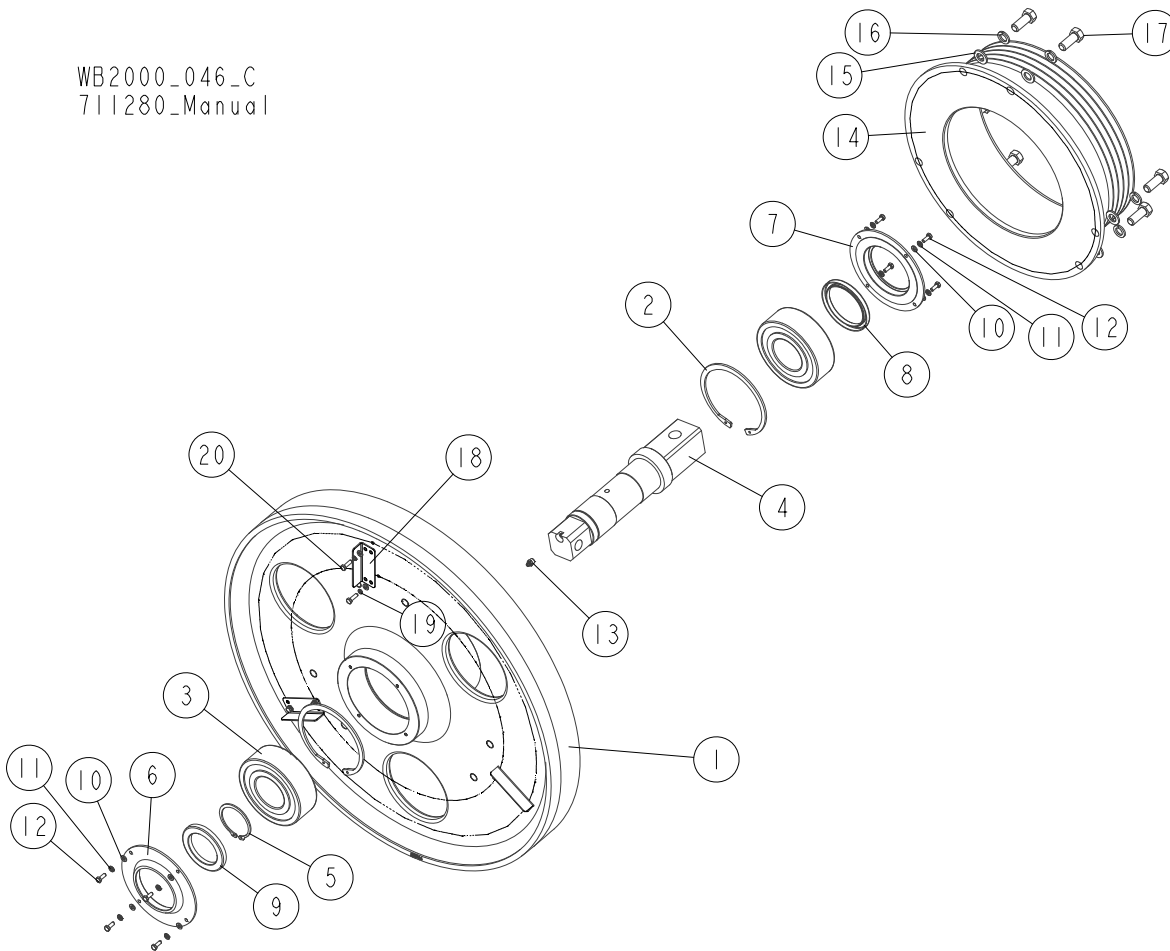
### 3.19 Blade Wheel Mounting Tubes

715520\_002  
715520\_MANUAL



REF.	DESCRIPTION (◆ Indicates Parts Available In Assemblies Only)	PART#	QTY
1	TUBE WELDMENT, WHEEL MOUNT - LEFT	715161-1	1
2	TUBE WELDMENT, WHEEL MOUNT - LEFT	715145-1	1
3	WASHER, 25 ZINC-PLATED	F81061-3	2
4	BOLT, M24X140 8.8 HEX HEAD FULL THREAD ZINC	F81009-14	1
5	NUT, M24x2-8-A HEX NYLON ZINC LOCK	F81039-10	1
6	BLOCK	715352-1	1
7	WASHER, 10.5 FLAT ZINC	F81055-1	2
8	WASHER, Z 10.2 SPLIT LOCK ZINC	F81055-2	2
9	BOLT, M10X40-8.8 HEX HEAD FULL THREAD ZINC	F81003-16	2
10	WASHER, 21 FLAT ZINC	F81059-2	4
11	BOLT, M20X1.5X200-8.8 HEX HEAD FULL THREAD ZINC	F81007-28	1
12	NUT, ISO10512-M20X1.5-8-A2 HEX SELF-LOCKING	F81037-5	1
13	NUT, M20X1.5-8 HEX ZINC	F81037-11	2
14	BOLT, M16X60-8.8 HEX HEAD FULL THREAD ZINC	F81006-12	2
15	NUT, M16-8 HEX ZINC	F81036-1	2
16	SCREW, ISO 4018 M20X45 HEX HEAD - BRASS	F81007-29	22
17	NUT, M20 ISO 4035 THIN ZINC	F81037-9	24
18	SCREW, M20X40 -45H FE/ZN HEX SOCKET ZINC SET W/FLAT POINT	F81018-2	2
19	SCREW, ISO 4762-M12X60-8.8-A2E HEX SOCKET HEAD CAP	F81004-100	1
20	NUT, M12-8-B HEX ZINC	F81034-1	3
21	SCREW, M12X45-8.8-B HEX SOCKET HEAD CAP ZINC	F81004-93	2

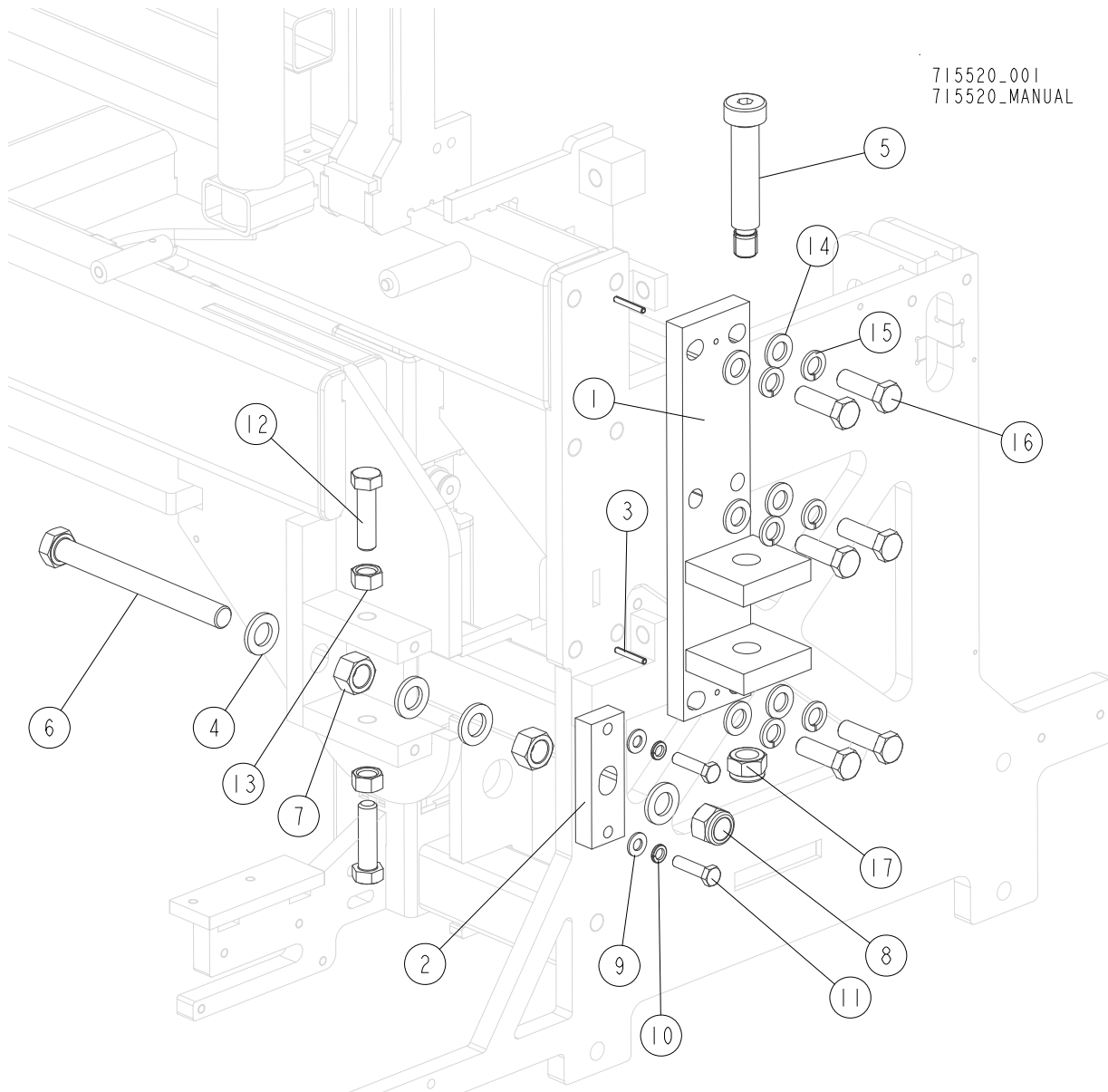
## 3.20 Blade Wheel Assembly, Drive Side

WB2000\_046\_C  
711280\_Manual

REF.	DESCRIPTION (◆ Indicates Parts Available In Assemblies Only)	PART#	QTY
-	<b>BLADE WHEEL ASSEMBLY, DRIVE SIDE (86)</b>	715498-1	1
1	WHEEL, BLADE	713176	1
2	RING, W150 INSIDE RETAINING	F81090-43	2
3	BEARING, NJ2314E.TVP2 CYLINDRICAL ROLLER	503932	2
4	SHAFT, BLADE WHEEL	715348	1
5	RING, Z70 OUTSIDE RETAINING	F81090-56	1
6	COVER	710004-1	1
7	COVER	715409-1	1
8	RING, CC88X110X10 SEALING	715495	1
9	RING, CC70X100X10 SEALING	710802	1
10	WASHER, 6.4 FLAT ZINC	F81053-1	14
11	WASHER, 6.1 DIN 127 (A2-304) STAINLESS STEEL SPRING	F81053-4	8
12	BOLT, M6X16-8.8 HEX HEAD FULL THREAD ZINC	F81001-15	8
13	FITTING, M10X1 STRAIGHT GREASE	710834	1
14	PULLEY	711201	1
15	WASHER, 17 SPLIT LOCK ZINC	F81058-1	6
16	WASHER, 16.3 SPLIT LOCK ZINC	F81058-2	6
17	BOLT, M16X40-8.8 HEX HEAD FULL THREAD ZINC	F81006-13	6
18	WING	713554-1	3
19	WASHER, Z 6.1 SPLIT LOCK ZINC	F81053-3	6
20	BOLT, M6X20 8.8 HEX HEAD FULL THREAD ZINC	F81001-2	6



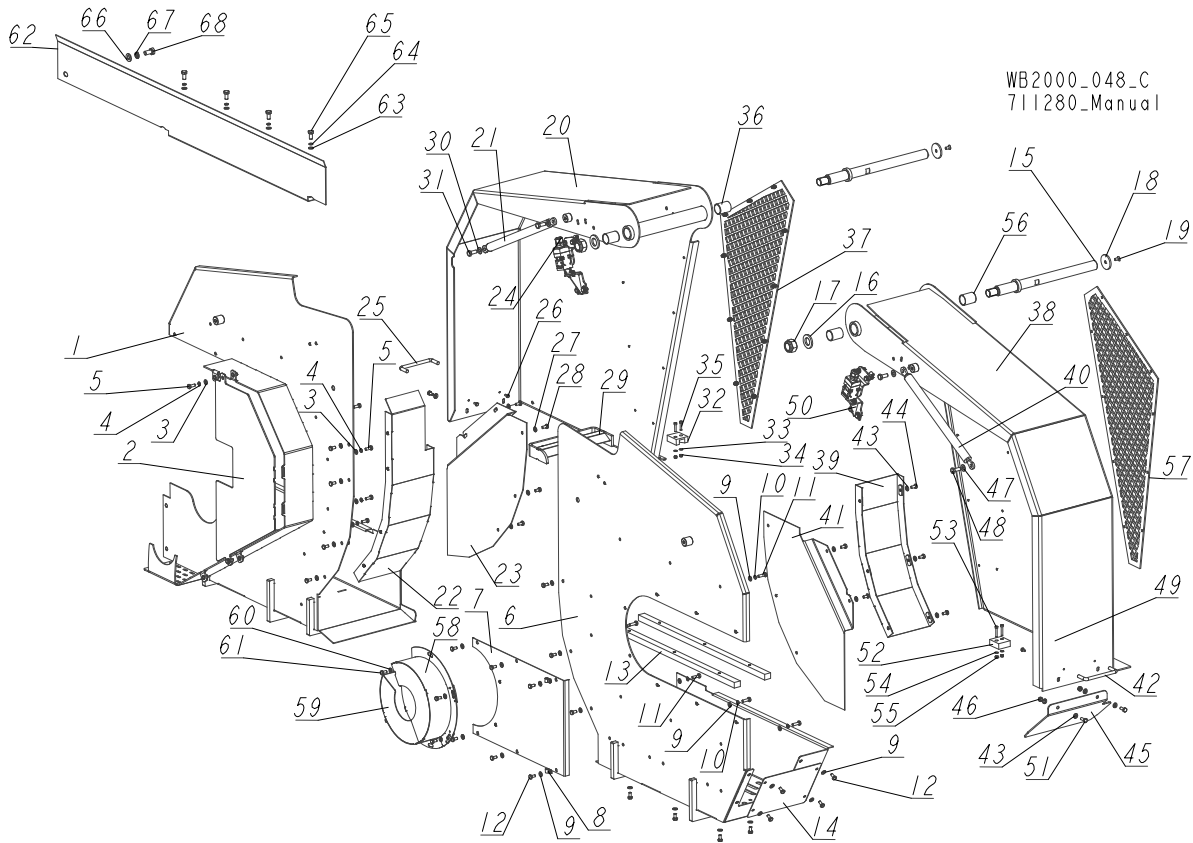
### 3.21 Blade Wheel Shaft Bracket



REF.	DESCRIPTION (◆ Indicates Parts Available In Assemblies Only)	PART#	QTY
1	BRACKET, BLADE WHEEL SHAFT MOUNT	715349-1	1
2	BLOCK	715352-1	1
3	PIN, 5X35-N-C PN-EN ISO8752 ROLL	F81044-9	2
4	WASHER, 21 FLAT ZINC	F81059-2	4
5	BOLT, 24/M20X100-12.9-ISO7379 SHOULDER (BOSSARD - 1168983)	F81006-72	1
6	BOLT, M20X1.5X200-8.8 HEX HEAD FULL THREAD ZINC	F81007-28	1
7	NUT, M20X1.5-8 HEX ZINC	F81037-11	2
8	NUT, SO10512-M20X1.5-8-A2 HEX SELF-LOCKING	F81037-5	1
9	WASHER, 10.5 FLAT ZINC	F81055-1	2
10	WASHER, Z 10.2 SPLIT LOCK ZINC	F81055-2	2
11	BOLT, M10X40-8.8 HEX HEAD FULL THREAD ZINC	F81003-16	2
12	SCREW, M16X45 -33H FE/ZN PN/M-82314HEX SOCKET ZINC SET W/FLAT POINT	F81017-3	2
13	WASHER, 16.3 SPLIT LOCK ZINC	F81058-2	8

REF.	DESCRIPTION (◆ Indicates Parts Available In Assemblies Only )	PART#	QTY	
14	NUT, M16 8 HEX THIN ZINC	F81036-4	2	
15	BOLT, M16X60-8.8 HEX HEAD FULL THREAD ZINC	F81006-12	2	
16	NUT, M16-8 HEX ZINC	F81036-1	2	
17	WASHER, 17 SPLIT LOCK ZINC	F81058-1	6	
18	BOLT, M16X50-8.8 HEX HEAD FULL THREAD ZINC	F81006-38	6	
19	NUT, M20-8 DIN985 HEX NYLON ZINC LOCK	F81037-2	1	

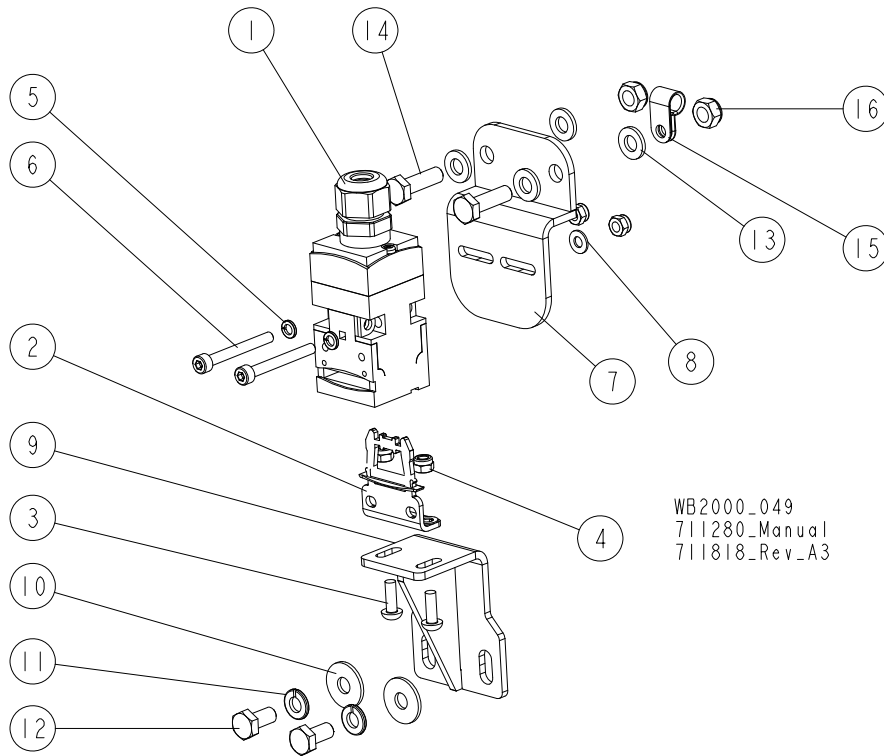
### 3.22 Blade Wheel Guards



REF.	DESCRIPTION (◆ Indicates Parts Available In Assemblies Only)	PART#	QTY
	<b>GUARD SET, REAR RIGHT</b>	<b>714844</b>	<b>1</b>
1	GUARD WELDMENT, RIGHT REAR	714835-1	1
2	GUARD, PULLEY	714951-1	1
3	WASHER, 6.4 FLAT ZINC	F81053-1	10
4	WASHER, Z 6.1 SPLIT LOCK ZINC	F81053-3	10
5	BOLT, M6X16-8.8 HEX HEAD FULL THREAD ZINC	F81001-15	10
	<b>GUARD SET, REAR LEFT</b>	<b>714843</b>	<b>1</b>
6	GUARD, REAR LEFT	714838-1	1
7	GUARD, REAR MIDDLE	711209-1	1
8	ELEMENT, EE63 MOUNTING	F81080-4	2
9	WASHER, 6.4 FLAT ZINC	F81053-1	24
10	WASHER, Z 6.1 SPLIT LOCK ZINC	F81053-3	8
11	BOLT, M6X20 8.8 HEX HEAD FULL THREAD ZINC	F81001-2	8
12	BOLT, M6X12 8.8 HEX HEAD FULL THREAD ZINC	F81001-7	16
13	BAR	714841	2
14	PLATE	714842-1	1
15	ROD, N35/N21X348	714934-1	2
16	WASHER, 21 FLAT ZINC	F81059-2	2
17	NUT, M20-8-A DIN985 HEX NYLON ZINC LOCK	F81037-2	2
18	WASHER, 7/25-3	711355	2
19	SCREW, M6X12-10.9 FLAT SOCKET HEAD CAP ZINC	F81001-54	2
	<b>GUARD SET, RIGHT SIDE</b>	<b>714941</b>	<b>1</b>
20	GUARD, FRONT	714645-1	1
21	SPRING, 700N GAS	714891	1
22	GUARD, RIGHT INSIDE	713335-1	1

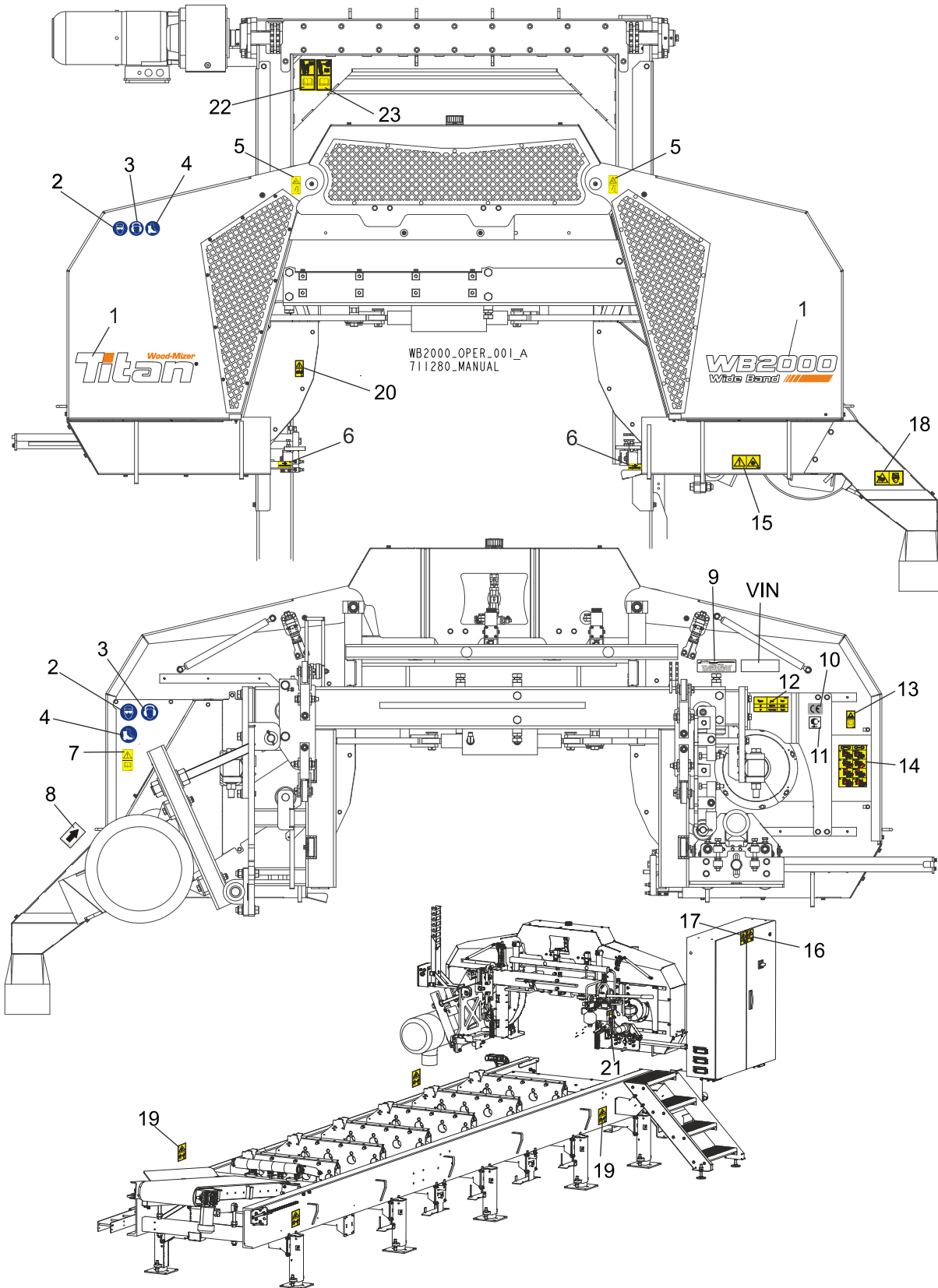
REF.	DESCRIPTION (◆ Indicates Parts Available In Assemblies Only)	PART#	QTY
23	GUARD, RIGHT INSIDE	713285-1	1
24	SWITCH ASSEMBLY, SAFETY <a href="#">See Section 3.23</a>	711818	1
25	HANDLE, 4"	P08065	1
26	BOLT, #8-32X3/8 SELF-TAPPING	F05015-8	2
27	WASHER, 6.4 FLAT ZINC	F81053-1	11
28	BOLT, M6X12 8.8 HEX HEAD FULL THREAD ZINC	F81001-7	11
29	GUARD	713340-1	1
30	WASHER, 8.4 FLAT ZINC	F81054-1	2
31	BOLT, M8X20 5.8 HEX HEAD FULL THREAD ZINC	F81002-1	2
32	BLOCK, STIFFENER	713557	1
33	WASHER, 4.3 FLAT ZINC	F81051-2	2
34	NUT, M4-8 HEX NYLON ZINC LOCK	F81029-1	2
35	SCREW, M4X20 8.8 HEX SOCKET HEAD CAP ZINC	F81011-31	2
36	BUSHING, 25/28-35 - IGUS GSM-2528-35	715069	2
37	GRID, COMPLETE FRONT	714870	1
	<b>GUARD SET, LEFT SIDE</b>	<b>714938</b>	<b>1</b>
38	GUARD, FRONT	714647-1	1
39	GUARD, LEFT INSIDE	713332-1	1
40	SPRING, 700N GAS	714891	1
41	GUARD, LEFT INSIDE	713287-1	1
42	HANDLE, 4"	P08065	1
43	WASHER, 6.4 FLAT ZINC	F81053-1	12
44	BOLT, M6X12 8.8 HEX HEAD FULL THREAD ZINC	F81001-7	8
45	GUARD, INSIDE	713283-1	1
46	NUT, M6-8-B HEX NYLON ZINC LOCK	F81031-2	2
47	WASHER, 8.4 FLAT ZINC	F81054-1	2
48	BOLT, M8X20 5.8 HEX HEAD FULL THREAD ZINC	F81002-1	2
49	BOLT, #8-32X3/8 SELF-TAPPING	F05015-8	2
50	SWITCH ASSEMBLY, SAFETY <a href="#">See Section 3.23</a>	711818	1
51	BOLT, M6X16-8.8 HEX HEAD FULL THREAD ZINC	F81001-15	2
52	BLOCK, STIFFENER	713557	1
53	SCREW, M4X25-8.8 HEX SOCKET HEAD CAP ZINC	F81011-3	2
54	WASHER, 4.3 FLAT ZINC	F81051-2	2
55	NUT, M4-8HEX NYLON ZINC LOCK	F81029-1	2
56	BUSHING, 25/28-35 - IGUS GSM-2528-35	715069	2
57	GRID, COMPLETE FRONT	714870	1
	<b>GUARD SET, IDLE SIDE WHEEL</b>	<b>711360</b>	<b>1</b>
58	GUARD, RIGHT	711365-1	1
59	GUARD, LEFT	711367-1	1
60	WASHER, 6.4 FLAT ZINC	F81053-1	4
61	BOLT, M6X12 8.8 HEX HEAD FULL THREAD ZINC	F81001-7	4
	<b>GUARD, TOP - COMPLETE</b>	<b>713329</b>	<b>1</b>
62	PLATE, TOP GUARD	713328-1	1
63	WASHER, 6.4 FLAT ZINC	F81053-1	4
64	WASHER, Z 6.1 SPLIT LOCK ZINC	F81053-3	4
65	BOLT, M8X16-8.8-B HEX HEAD FULL THREAD ZINC	F81002-20	4
66	WASHER, 10.5 FLAT ZINC	F81055-1	1
67	WASHER, Z 10.2 SPLIT LOCK ZINC	F81055-2	1
68	BOLT, M10X20-5.8 HEX HEAD FULL THREAD ZINC	F81003-1	1

### 3.23 Safety Switch, Blade Wheel Housing



REF.	DESCRIPTION (◆ Indicates Parts Available In Assemblies Only)	PART#	QTY
	<b>SWITCH ASSEMBLY, SAFETY</b>	<b>711818</b>	<b>1</b>
1	SWITCH, AZ17-11ZRK SAFETY	094232	1
2	KEY, AZ17/170-B5	094422	1
3	SCREW, M4X12-5.8-B CROSS RECESSED PAN HEAD ZINC	F81011-43	2
4	NUT, M4-8 HEX NYLON ZINC LOCK	F81029-1	4
5	WASHER, Z 4.1 SPLIT LOCK ZINC	F81051-1	2
6	SCREW, M4X35 8.8 HEX SOCKET HEAD CAP ZINC	F81011-34	2
7	BRACKET, SAFETY SWITCH	711850-1	1
8	WASHER, 4.3 FLAT ZINC	F81051-2	2
9	BRACKET, SAFETY SWITCH KEY - COMPLETE	711820-1	1
10	WASHER, 6.5 SPECIAL FLAT ZINC	F81053-11	2
11	WASHER, 6.1 DIN 127 (A2-304) STAINLESS STEEL SPRING	F81053-4	2
12	BOLT, M6X12 8.8 HEX HEAD FULL THREAD ZINC	F81001-7	2
13	WASHER, 6.4 FLAT ZINC	F81053-1	4
14	BOLT, M6X20 8.8 HEX HEAD FULL THREAD ZINC	F81001-2	2
15	ELEMENT, EE63 MOUNTING	F81080-4	1
16	NUT, M6-8-B HEX NYLON ZINC LOCK	F81031-2	2

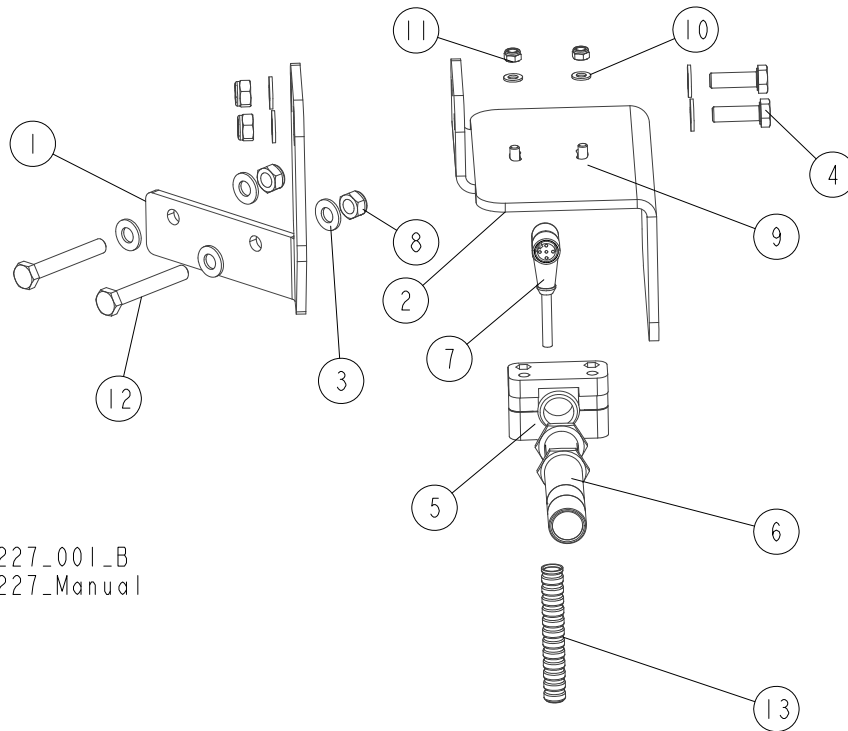
**3.24 Decals**



REF.	DESCRIPTION (◆ Indicates Parts Available In Assemblies Only)	PART#	QTY
	<b>DECAL KIT, WB2000</b>	<b>713635</b>	<b>1</b>
1	DECAL, WB2000 TITAN SAWMILL LOGO	524491	1

2	DECAL, EYE PROTECTION WARNING (PICTOGRAM)	S12004G	2	
3	DECAL, EAR PROTECTION WARNING (PICTOGRAM)	S12005G	2	
4	DECAL, USE SAFETY BOOTS (PICTOGRAM)	501465	2	
5	DECAL, SAWMILL COVERS CAUTION	099220	2	
6	DECAL, BLADE MOVEMENT DIRECTION (PICTOGRAM)	096321	2	
7	DECAL, READ OPERATOR'S MANUAL (PICTOGRAM)	096317	1	
8	DECAL, MOTOR REVOLUTIONS DIRECTION (1465 r.p.m.)	S200971	1	
9	DECAL, INTERNATIONAL SAWMILL NAME	501466	1	
10	DECAL, CE CERTIFIED SAWMILL	P85070	1	
11	DECAL, RUSSIAN SAFETY CERTIFICATION	099401	1	
12	DECAL, BLADE TENSION VALUE	511621	1	
13	DECAL, BLADE TENSION - INSTRUCTIONS (PICTOGRAM)	099223	1	
14	DECAL, WB2000 BLADE TENSION	518401	1	
15	DECAL, LASER BEAM WARNING (PICTOGRAM)	099504	1	
16	DECAL, HIGH VOLTAGE INSIDE THE ELECTRIC BOX (PICTOGRAM)	096316	2	
17	DECAL, REMOVE THE PLUG BEFORE OPENING THE BOX (PICTOGRAM)	096319	2	
18	DECAL, PROTECTION AGAINST SAWDUST (PICTOGRAM)	099222	1	
19	DECAL, KEEP A SAFE DISTANCE (PICTOGRAM)	099221	4	
20	DECAL, DEBARKER BLADE WARNING (PICTOGRAM)	098176	1	
21	DECAL, PRESSURE SETTING VALUES	711204	1	
22	DECAL, CHAIN CLEANING	512240	1	
23	DECAL, CHAIN LUBRICATION	512158	1	

**3.25 Laser Assembly (Option)**

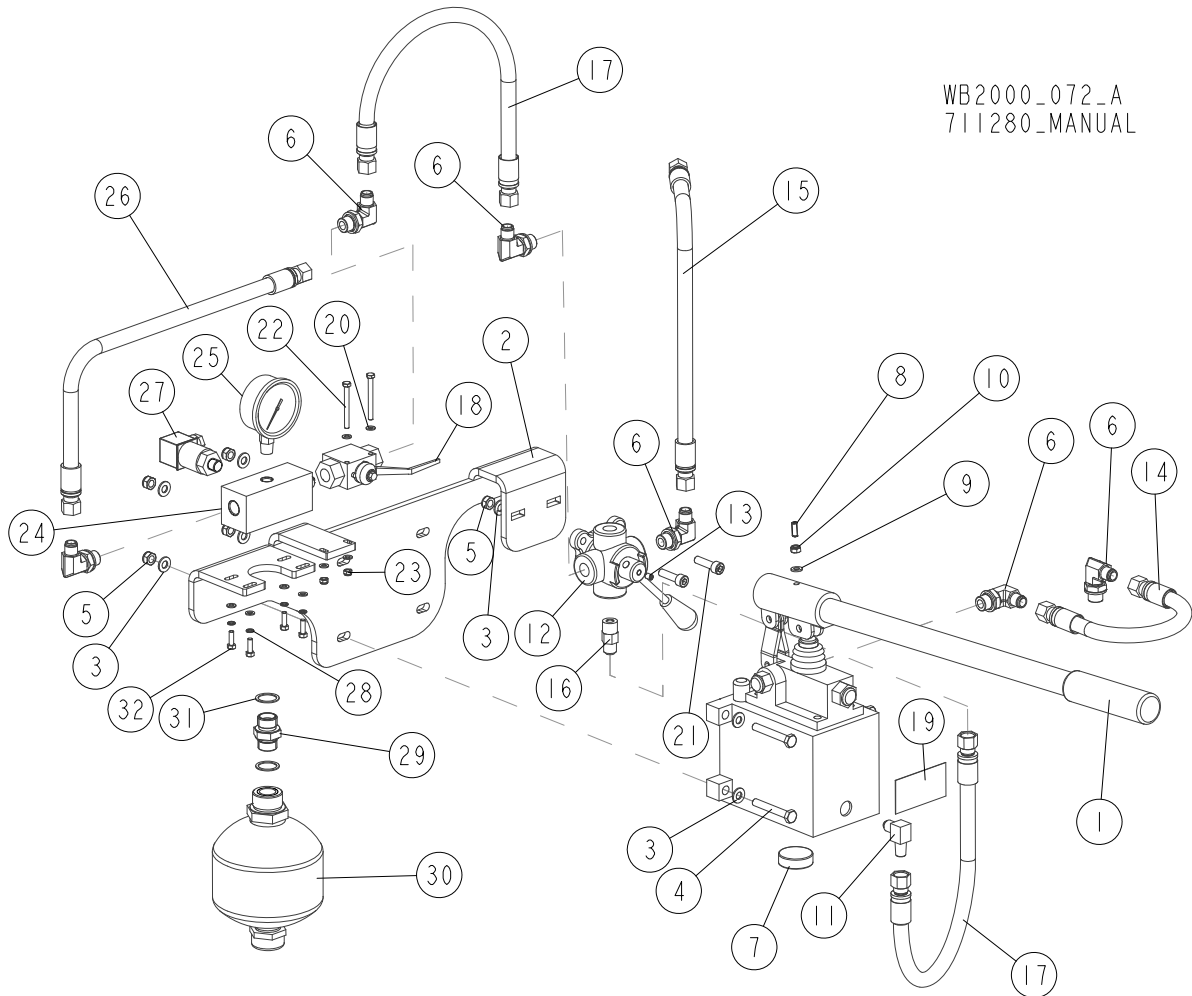


713227\_001\_B  
713227\_Manual

REF.	DESCRIPTION (◆ Indicates Parts Available In Assemblies Only)	PART#	QTY
	<b>LASER SIGHT, WB2000 - COMPLETE</b>	<b>713227</b>	<b>1</b>
1	MOUNT WELDMENT, LASER	713983-1	1
2	BRACKET, LASER MOUNT	713226-1	1
3	WASHER, 8.4 FLAT ZINC	F81054-1	8
4	BOLT, M8x25-8.8-B HEX HEAD FULL THREAD ZINC	F81002-5	2
5	BRACKET, SMB 18SF MOUNTING	503469	1
6	LASER, Z5M18B-F-532-IG90 GREEN LINEAR	501025	1
7	CABLE, BCC M425-0000-1A-003-VX8434-020	094290	1
8	NUT, M8 8 HEX NYLON ZINC LOCK	F81032-2	4
9	SCREW, M5x16-8.8 HEX SOCKET HEAD CAP ZINC	F81000-25	2
10	WASHER, 5.3 FLAT ZINC	F81052-1	2
11	NUT, M5-8 DIN985 NYLON ZINC LOCK	F81030-2	2
12	BOLT, M8x55-8.8 HEX HEAD ZINC	F81002-8	2
13	HOSE, SILVYN RILL PA6 SINUS 8.4 X 11.4	R80661-1	2



**3.26 Oil Supply Assembly, Hydraulic Blade Tensioner**

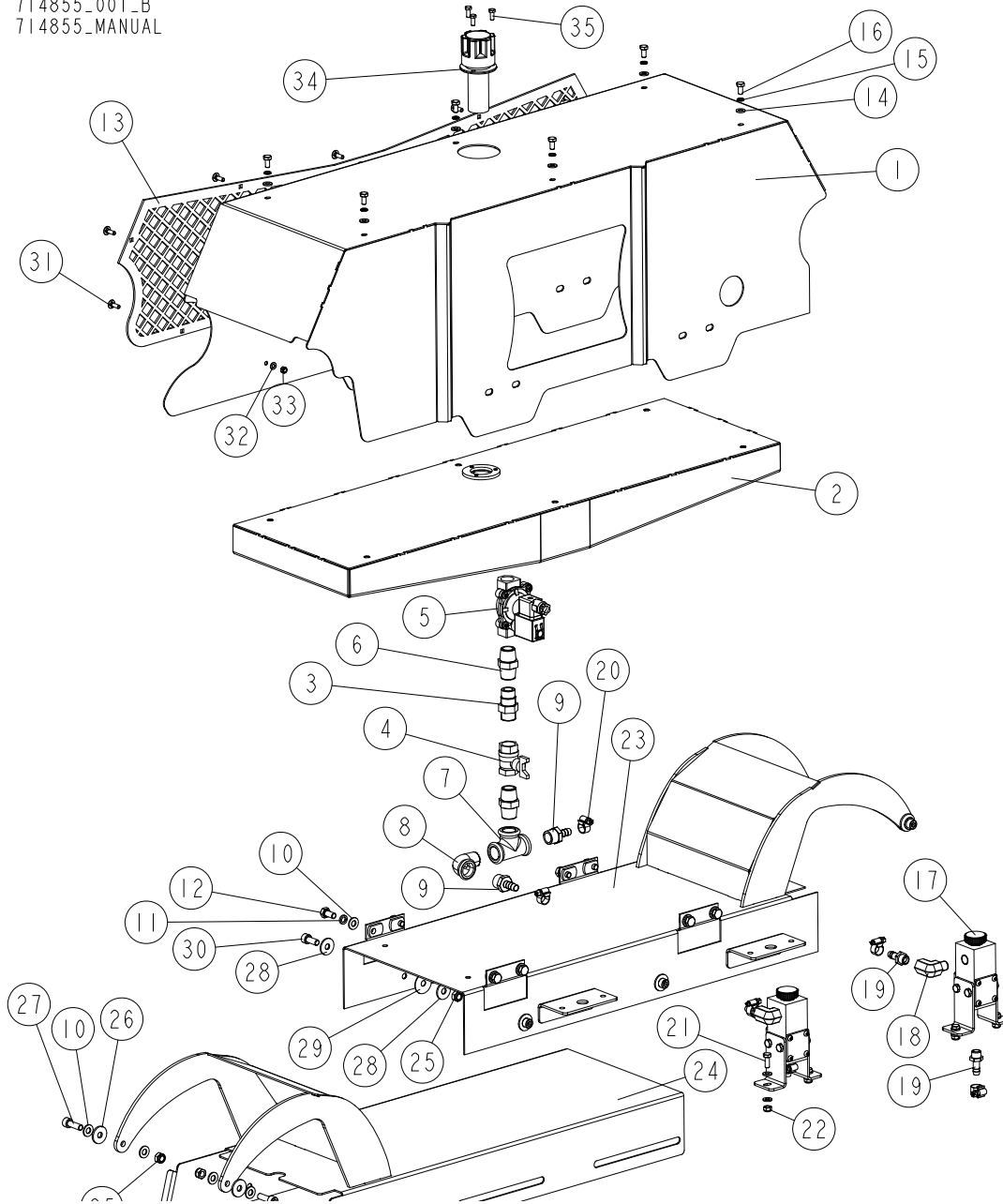


REF.	DESCRIPTION (◆ Indicates Parts Available In Assemblies Only)	PART#	QTY
	<b>OIL SUPPLY ASSEMBLY, HYDRAULIC BLADE TENSIONER</b>	<b>714700</b>	<b>1</b>
1	PUMP, PMS12/TNK1 MANUAL W/1-L TANK	092789	1
2	PLATE, MOUNTING	714697-1	1
3	WASHER, 8.4 FLAT ZINC	F81054-1	10
4	BOLT, M8X55-8.8 HEX HEAD ZINC	F81002-8	4
5	NUT, M8 8 HEX NYLON ZINC LOCK	F81032-2	6
6	FITTING, 90\$ - 3/8 BSP - 9/16 JIC ELBOW	096335	6
7	MAGNET, MW 38X12/N38 NEODYMIUM	500022	1
8	PLUNGER, GN615.3-M6-K BALL THREADED	096874	1
9	WASHER, 6.4 FLAT ZINC	F81053-1	1
10	NUT, M6-8-B HEX NYLON ZINC LOCK	F81031-2	1
11	FITTING, 3/8JIC-1/4NPT 90L	015491	1
12	VALVE, 4-WAY IDF 4V02C 4-DR IDF4V02C	504324	1
13	SCREW, M6X8-33H-GEOMET HEX SOCKET SET W/CONE POINT	F81013-1	1
14	HOSE, 2G3/8X0.300 W9/16UNF-W9/16UNF HYDRAULIC	711391	1
15	HOSE, 2G3/8X1.105 W9/16UNF-W9/16UNF HYDRAULIC	506935_714700	1
16	FITTING, 9/16" JIC/ 3/8"BSP STRAIGHT	091842	1

REF.	DESCRIPTION (◆ Indicates Parts Available In Assemblies Only )	PART#	QTY
17	HOSE, 2G3/8X0.400 W9/16UNF-W9/16UNF HYDRAULIC	711390	2
18	VALVE, 3/8 " G BALL	502056	1
19	DECAL, PRESSURE VALUES	711204	1
20	WASHER, 5.3 FLAT ZINC	F81052-1	8
21	SCREW, M8X30-8.8 HEX SOCKET HEAD CAP ZINC	F81002-31	2
22	BOLT, M5X50-8.8 HEX HEAD ZINC	F81000-1	2
23	NUT, M5-8 DIN985 NYLON ZINC LOCK	F81030-2	2
24	BLOCK, MOUNTING	714696-1	1
25	GAUGE, 200 BAR/3000PSI OIL PRESSURE	505176	1
26	HOSE, 2G3/8X1.625 W9/16UNF-W9/16UNF HYDRAULIC	710891	1
27	SWITCH, F4Z1/M3-20 BAR PRESSURE	504830	1
28	WASHER, 5.1 SPLIT LOCK ZINC	F81052-2	4
29	FITTING, G1/2 - G1/2 (BSP) STRAIGHT	714698	1
30	ACCUMULATOR, MBSP 0.75-210-NBR-G1/2'FM33X1.5	714664	1
31	SEAL, CU 20.5X26X1	714699	2
32	BOLT, M5X16 8.8 HEX HEAD FULL THREAD ZINC	F81000-20	4

### 3.27 Blade Lube Assembly

714855\_001\_B  
714855\_MANUAL

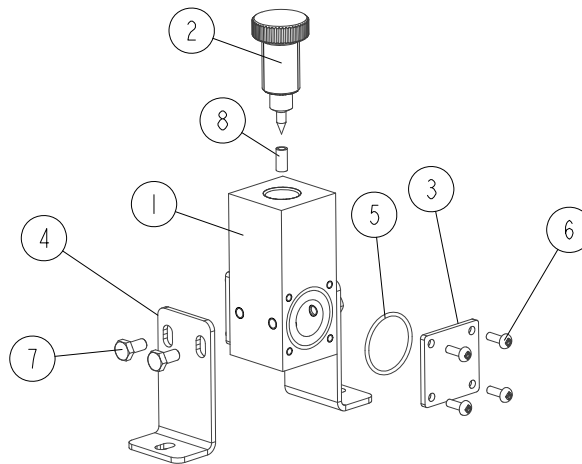


REF.	DESCRIPTION (◆ Indicates Parts Available In Assemblies Only)	PART#	QTY
	<b>LUBE ASSEMBLY, BLADE</b>	<b>714855</b>	<b>1</b>
1	GUARD WELDMENT, TOP	714860-1	1
2	TANK WELDMENT, WB2000 OIL	714848-1	1
3	VALVE, 1/2" BALL W/T-HANDLE	094395	1
4	NIPPLE, N8 1/2" MALE ZINC-PLATED	094751	2
5	VALVE, ASCO SCE238A002 24V DC SOLENOID	510270	1
6	FITTING, B1 1/2" TEE ZINC-PLATED	094750	1
7	FITTING, A4 WZ 1/2" ZINC-PLATED ELBOW	094749	1
8	FITTING, 1/2" HOSE END	092356	2
9	WASHER, 8.4 FLAT ZINC	F81054-1	16
10	WASHER, 8.2 SPLIT LOCK ZINC	F81054-4	8

REF.	DESCRIPTION (◆ Indicates Parts Available In Assemblies Only)	PART#	QTY
11	BOLT, M8X16-8.8-B HEX HEAD FULL THREAD ZINC	F81002-20	8
12	GRID, FRONT	714854-1	1
13	CAP, SFP.57-11/2+A BREATHER W/DIPSTICK	714853	1
14	WASHER, 6.4 FLAT ZINC	F81053-1	14
15	WASHER, Z 6.1 SPLIT LOCK ZINC	F81053-3	6
16	BOLT, M6X12 8.8 HEX HEAD FULL THREAD ZINC	F81001-7	6
17	DISPENSER, OIL <a href="#">See Section 3.28</a>	502660	2
18	FITTING, 1/4 BSP - 1/4 BSPT ELBOW	714858	2
19	BUSHING, GT13/09 NO. 13539 (RECTUS)	092783	4
20	CLAMP, 11-16	F81080-31	6
21	BOLT, M6X16-8.8 HEX HEAD FULL THREAD ZINC	F81001-15	4
22	NUT, M6-8-B HEX NYLON ZINC LOCK	F81031-2	4
23	BRACKET, RIGHT	714863-1	1
24	BRACKET, LEFT	714862-1	1
25	NUT, M8-8-B HEX NYLON ZINC LOCK	F81032-2	8
26	WASHER, 8.4/25 - 2.5 NYLON (ESSENTA 032080000001)	714861	4
27	SCREW, M8X25 8.8 HEX SOCKET HEAD CAP ZINC	F81002-21	4
28	WASHER, ISO 7093-1-8-200 HV-A2E	F81054-11	8
29	WASHER, 8.2/30-1 NYLON (1008810000VR)	713634	4
30	SCREW, M8X20-8.8 HEX SOCKET HEAD CAP ZINC	F81002-30	4
31	BOLT, F81000-48 PAINTED	715068-1	9
32	WASHER, 5.3 FLAT ZINC	F81052-1	9
33	NUT, M5-8 DIN985 HEX NYLON ZINC LOCK	F81030-2	9

### 3.28 Oil Dispenser

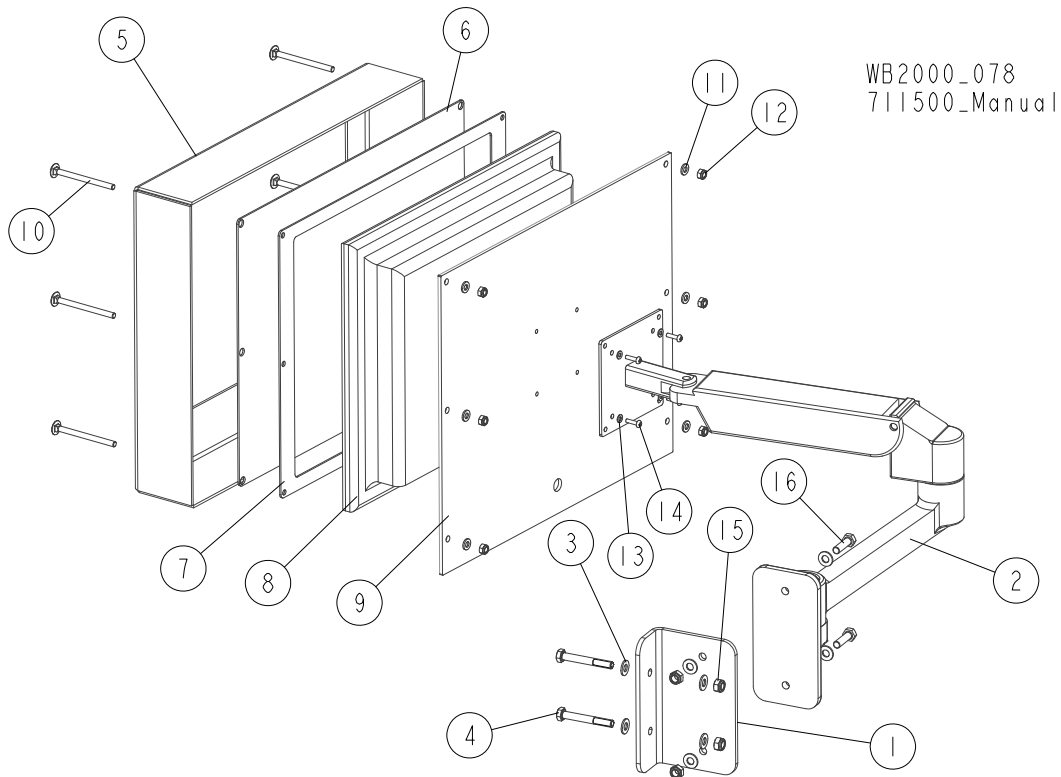
502660\_001  
502660\_MANUAL



REF.	DESCRIPTION (◆ Indicates Parts Available In Assemblies Only)	PART#	QTY
	<b>DISPENSER, OIL</b>	<b>502660</b>	<b>1</b>
1	BLOCK, OIL DISPENSER	502658	1
2	BOLT, OIL DISPENSER ADJUSTMENT	502657	1
3	COVER, PC	502661	2
4	BRACKET, OIL DISPENSER MOUNT	502662	2
5	O-RING, OR30X2 NBR	502954	2
6	SCREW, M4X12-5.8-B CROSS RECESSED PAN HEAD ZINC	F81011-43	8
7	BOLT, M6X12 8.8 HEX HEAD FULL THREAD ZINC	F81001-7	4
8	HOSE, 6 X 4 POLYURETHANE	R01869-3	1

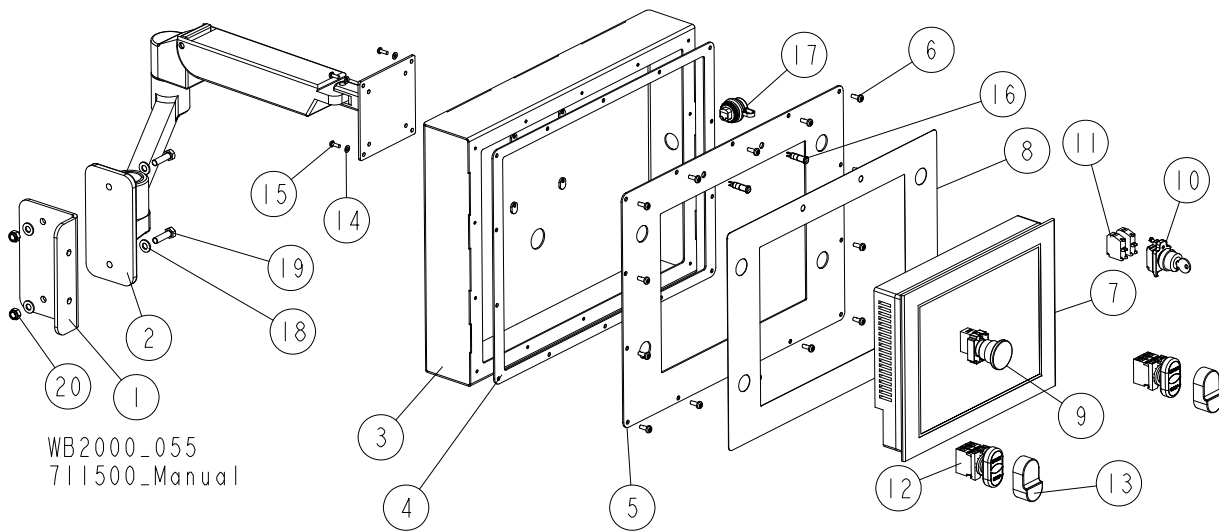
## SECTION 4 OPERATOR STAND

## 4.1 LCD Monitor w/Arm



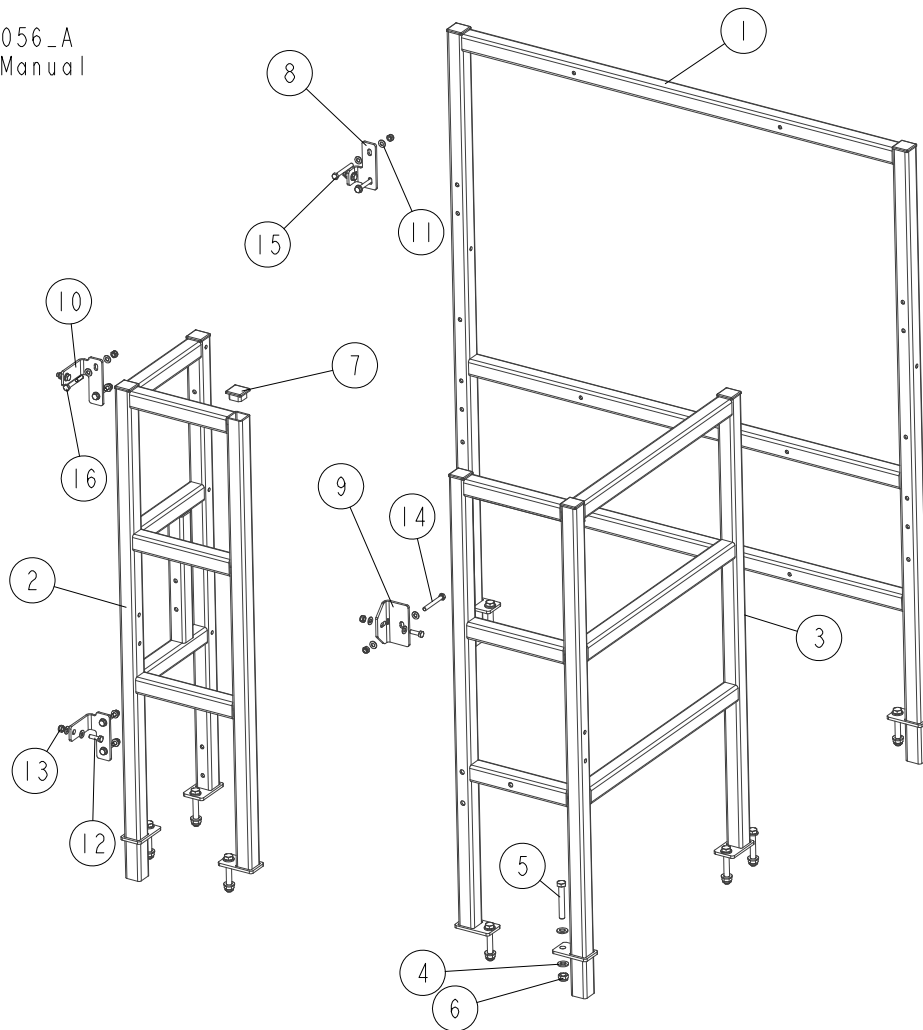
REF.	DESCRIPTION (◆ Indicates Parts Available In Assemblies Only)	PART #	QTY
	<b>MONITOR, WB2000 CCTV - COMPLETE</b>	<b>713208</b>	<b>1</b>
1	ANGLE, CONTROL BOX ARM	711493-1	1
2	ARM, LMX WALL ERGOTRON CONTROL BOX	512941	1
3	WASHER, 8.4 FLAT ZINC	F81054-1	8
4	BOLT, M8X60 8.8 HEX HEAD ZINC	F81002-54	2
	<b>MONITOR W/HOUSING - COMPLETE</b>	<b>714524</b>	<b>1</b>
5	HOUSING, MONITOR	714522-1	1
6	PLATE, FRONT COVER	714523	1
7	GASKET, MONITOR	714525	1
8	MONITOR, LCD CCTV 17RTVN	512959	1
9	PLATE, REAR COVER	714526-1	1
10	BOLT, M6X80-8.8 CARRIAGE ZINC	F81001-60	6
11	WASHER, 6.4 FLAT ZINC	F81053-1	6
12	NUT, M6-8-B HEX NYLON ZINC LOCK	F81031-2	6
13	WASHER, 4.3 FLAT ZINC	F81051-2	4
14	SCREW, M4X16 5.8-B CROSS RECESSED PAN HEAD ZINC	F81011-42	4
15	NUT, M8 8 HEX NYLON ZINC LOCK	F81032-2	4
16	BOLT, M8X30-5.8-B HEX HEAD FULL THREAD ZINC	F81002-2	2

## 4.2 Control Box Assembly



REF.	DESCRIPTION (◆ Indicates Parts Available In Assemblies Only)	PART #	QTY
1	ANGLE, CONTROL BOX ARM	711493-1	1
2	ARM, LMX WALL ERGOTRON CONTROL BOX	512941	1
	<b>BOX, WB2000 CONTROL</b>	<b>510268</b>	<b>1</b>
3	BOX WELDMENT, WB2000 CONTROL	711138-1	1
4	GASKET, WB2000 CONTROL BOX	711141	1
5	PANEL, WB2000 CONTROL BOX FRONT	711142-1	1
6	BOLT, #10-24X1/2 PH	F05015-17	14
7	PANEL, HMI MAGELIS HMIGT06310	512940	1
8	DECAL, WB2000 CONTROL BOX	512946	1
9	BUTTON, XB4 BS542 EMERGENCY STOP	086556	1
10	SWITCH, XB4 BG33 KEY	087350	1
11	CONTACT, ZBE101	087817	2
12	SWITCH, XB5AW73731B5 START/STOP	510254	2
13	DIAPHRAGM, M22-T-DD MOELLER	090462	1
14	WASHER, 4.3 FLAT ZINC	F81051-2	4
15	SCREW, M4X12-5.8-B CROSS RECESSED PAN HEAD ZINC	F81011-43	4
16	LIGHT, LED YELLOW CONTROL	711548	2
17	SOCKET, USB 3.0 (M22-USB-SA)	514486	1
18	WASHER, 8.4 FLAT ZINC	F81054-1	4
19	BOLT, M8X30-5.8-B HEX HEAD FULL THREAD ZINC	F81002-2	2
20	NUT, M8 8 HEX NYLON ZINC LOCK	F81032-2	2

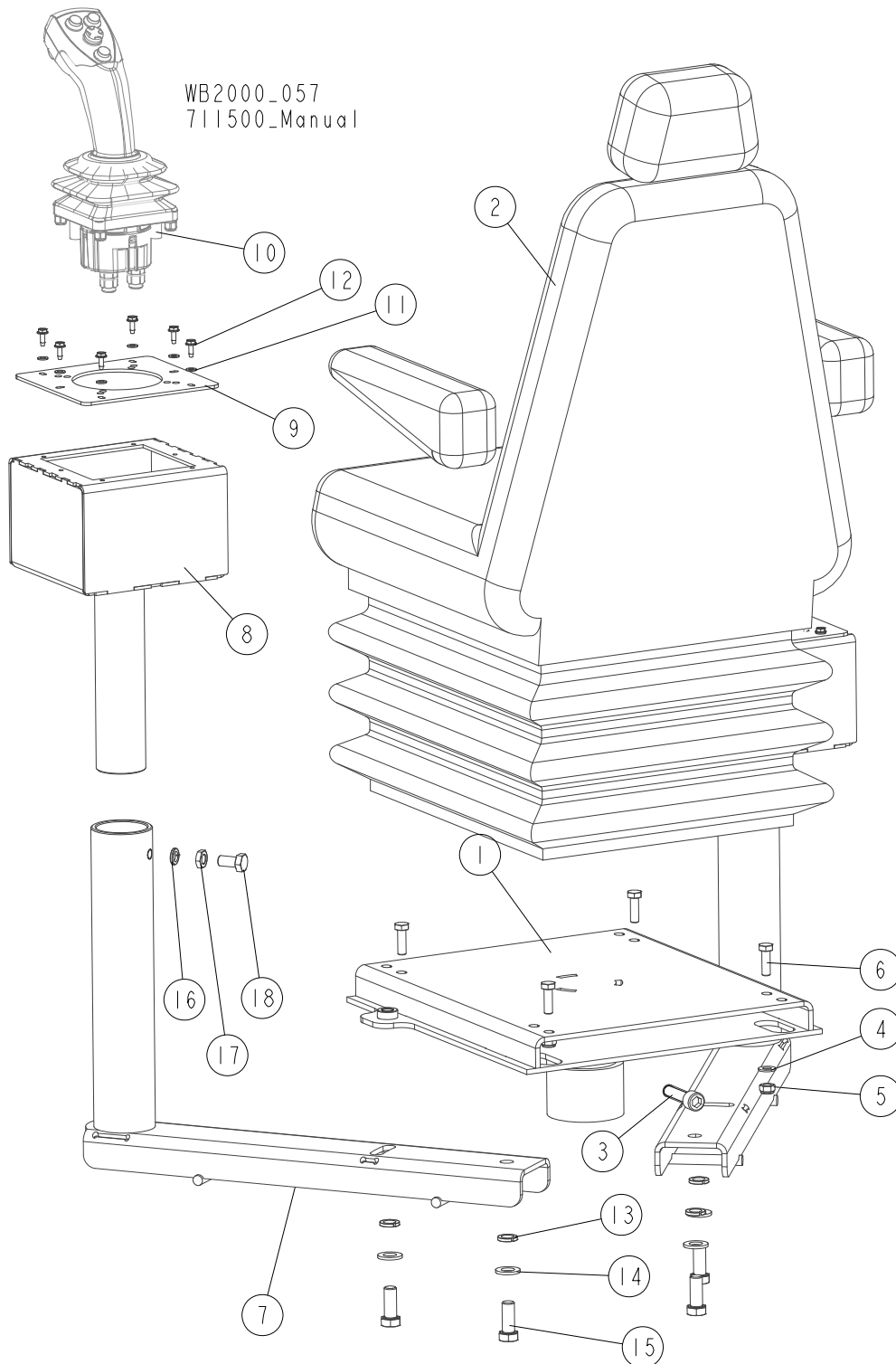
## 4.3 Rails

WB2000\_056\_A  
711500\_Manual

REF.	DESCRIPTION (◆ Indicates Parts Available In Assemblies Only)	PART #	QTY
	<b>RAIL WELDMENT, FRONT</b>	<b>514741</b>	<b>1</b>
1	RAIL WELDMENT, FRONT	514315-1	1
2	RAIL WELDMENT, REAR LEFT	514313-1	1
3	RAIL WELDMENT, REAR RIGHT	514311-1	1
4	WASHER, 13 FLAT ZINC	F81056-1	21
5	BOLT, M12X80-8.8 HEX HEAD ZINC	F81004-46	9
6	NUT, M12 8 HEX NYLON ZINC LOCK	F81034-2	9
7	CAP, 40x40x(3-4) MOSS TUBE END	097480	8
8	WASHER, 8.4 FLAT ZINC	F81054-1	22
9	BOLT, M8X25-8.8-B HEX HEAD FULL THREAD ZINC	F81002-5	4
10	NUT, M8 8 HEX NYLON ZINC LOCK	F81032-2	11
11	BRACKET WELDMENT, WB2000 ELECTRIC BOX LOWER	711462-1	1
12	BRACKET, ELECTRIC BOX UPPER RIGHT	092648-1	1
13	BRACKET, WB2000 ELECTRIC BOX UPPER LEFT	711459-1	2
14	BOLT, M8X70-8.8 HEX HEAD ZINC	F81002-71	1
15	BOLT, M8X65 5.8 HEX HEAD ZINC	F81002-3	2
16	BOLT, M8X60 8.8 HEX HEAD ZINC	F81002-54	4



### 4.4 Operator Seat & Joysticks



REF.	DESCRIPTION (◆ Indicates Parts Available In Assemblies Only)	PART #	QTY
1	BRACKET, OPERATOR SEAT MOUNT	711496-1	1
2	SEAT, CS85/C1 AR HD PVC OPERATOR	711482	1
3	SCREW, M12X45-8.8-B HEX SOCKET HEAD CAP ZINC	F81004-93	1
4	WASHER, 8.4 FLAT ZINC	F81054-1	4

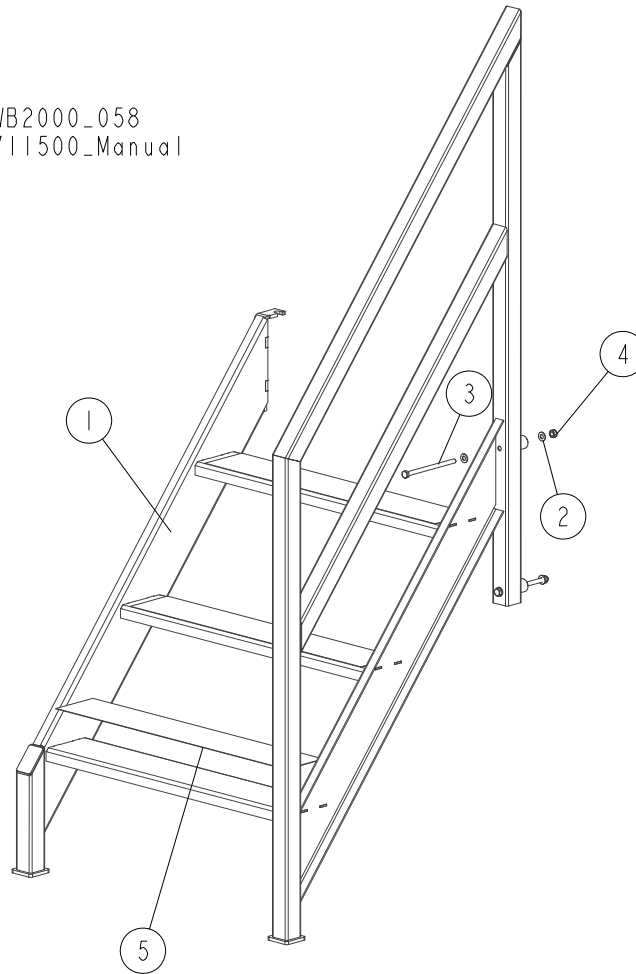
## 4

**OPERATOR STAND***Operator Seat & Joysticks*

REF.	DESCRIPTION (◆ Indicates Parts Available In Assemblies Only)	PART #	QTY	
5	NUT, M8 8 HEX NYLON ZINC LOCK	F81032-2	4	
6	BOLT, M8X25-8.8-B HEX HEAD FULL THREAD ZINC	F81002-5	4	
7	ARM WELDMENT, JOYSTICK	711484-1	2	
8	BRACKET, JOYSTICK	711491-1	2	
9	PLATE, JOYSTICK MOUNTING	711492-1	2	
10	JOYSTICK, HJMST-000004	078360	2	
11	WASHER, 5.3 FLAT ZINC	F81052-1	12	
12	BOLT, #10-24X1/2 SELF-TAPPING	F05015-7	12	
13	WASHER, Z12.2 SPLIT LOCK ZINC	F81056-2	4	
14	WASHER, 13 FLAT ZINC	F81056-1	4	
15	BOLT, M12X30 8.8 HEX HEAD FULL THREAD ZINC	F81004-22	4	
16	WASHER, Z 10.2 SPLIT LOCK ZINC	F81055-2	2	
17	NUT, M10-04-A HEX THIN ZINC	F81033-6	2	
18	BOLT, M10X20-5.8 HEX HEAD FULL THREAD ZINC	F81003-1	2	

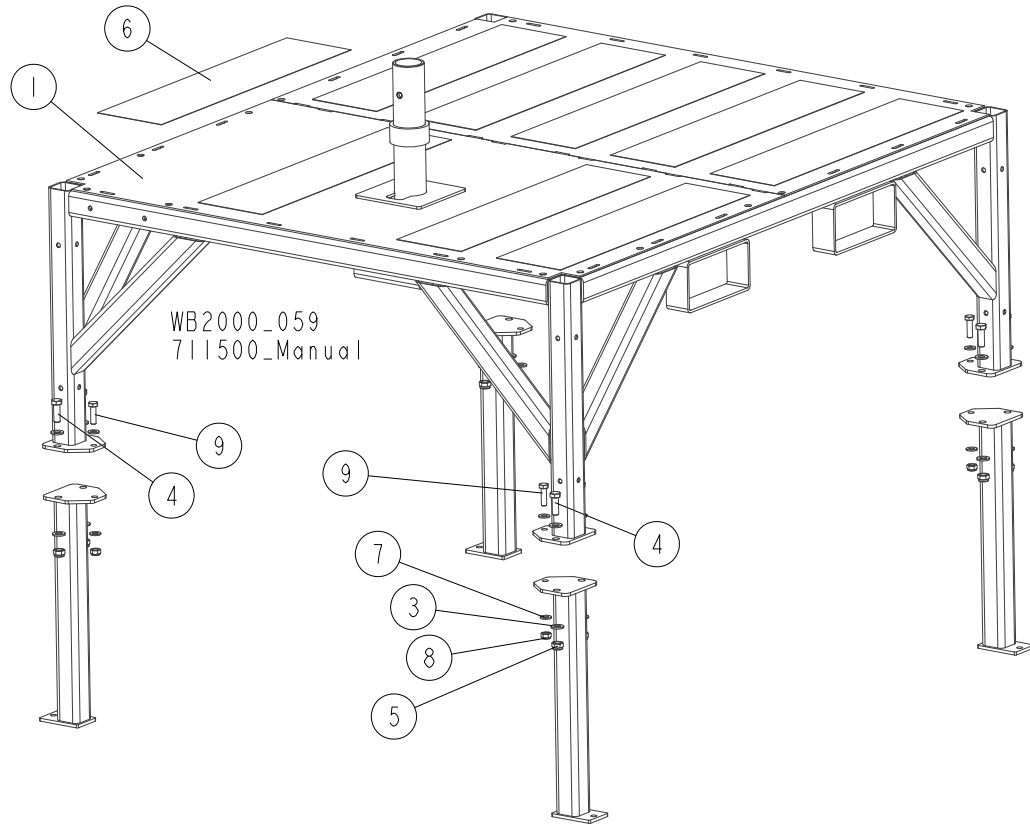
### 4.5 Operator Stand Ladder

WB2000\_058  
711500\_Manual



REF.	DESCRIPTION (◆ Indicates Parts Available In Assemblies Only)	PART #	QTY
1	LADDER, WB2000 OPERATOR STAND	711478-1	1
2	WASHER, 8.4 FLAT ZINC	F81054-1	4
3	BOLT, M8X130-8.8 HEX HEAD ZINC	F81002-50	2
4	NUT, M8 8 HEX NYLON ZINC LOCK	F81032-2	2
5	PAD, NON-SKID STEP	711495	3

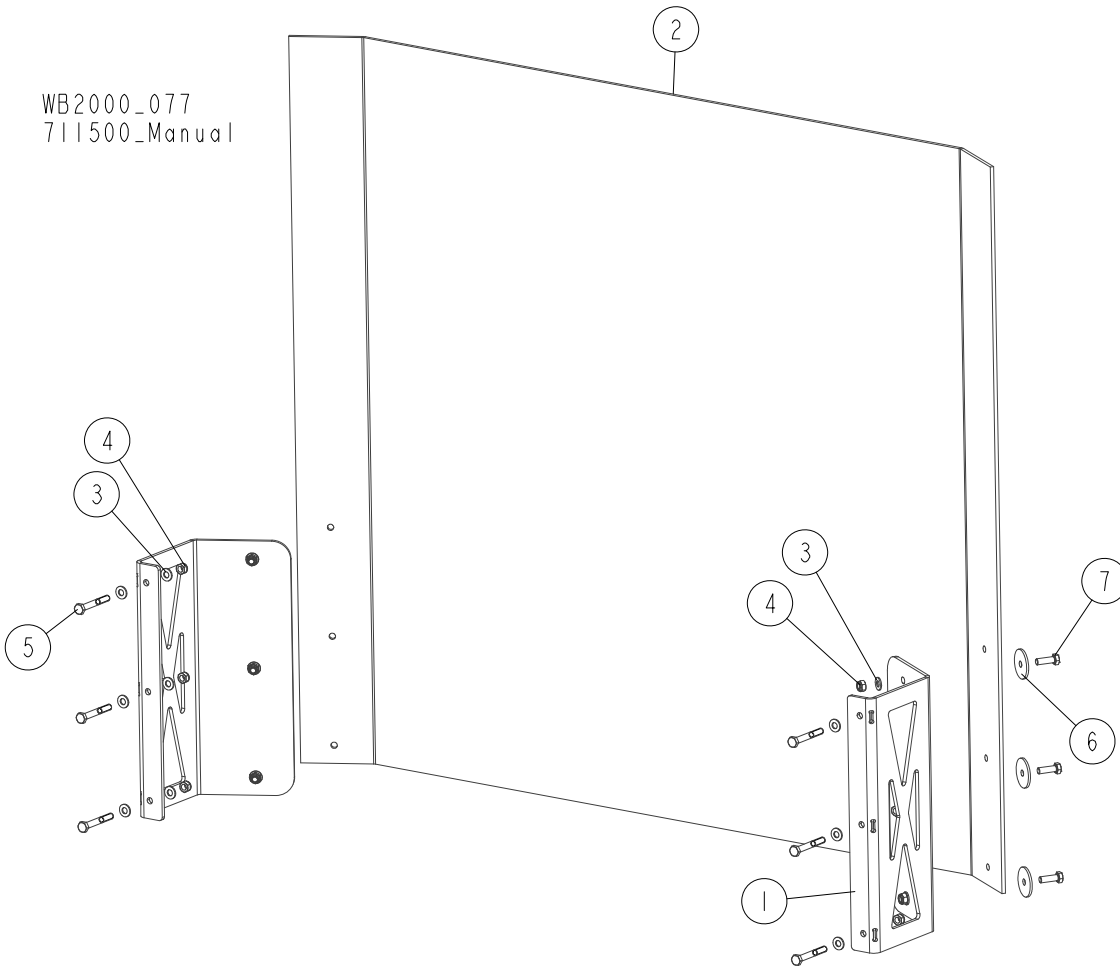
**4.6 Operator Stand Base**



REF.	DESCRIPTION (◆ Indicates Parts Available In Assemblies Only)	PART #	QTY
1	BASE WELDMENT, OPERATOR STAND	513437-1	1
2	LEG, OPERATOR STAND	513886-1	4
3	WASHER, 13 FLAT ZINC	F81056-1	16
4	BOLT, M12X35 8.8 HEX HEAD FULL THREAD ZINC	F81004-24	8
5	NUT, M12 8 HEX NYLON ZINC LOCK	F81034-2	8
6	PAD, NON-SKID	711494	9
7	WASHER, 10.5 FLAT ZINC	F81055-1	8
8	NUT, M10-8-B HEX NYLON ZINC LOCK	F81033-1	4
9	BOLT, M10X35 8.8 HEX HEAD FULL THREAD ZINC	F81003-17	4

**4.7 Operator Guard**

WB2000\_077  
711500\_Manual

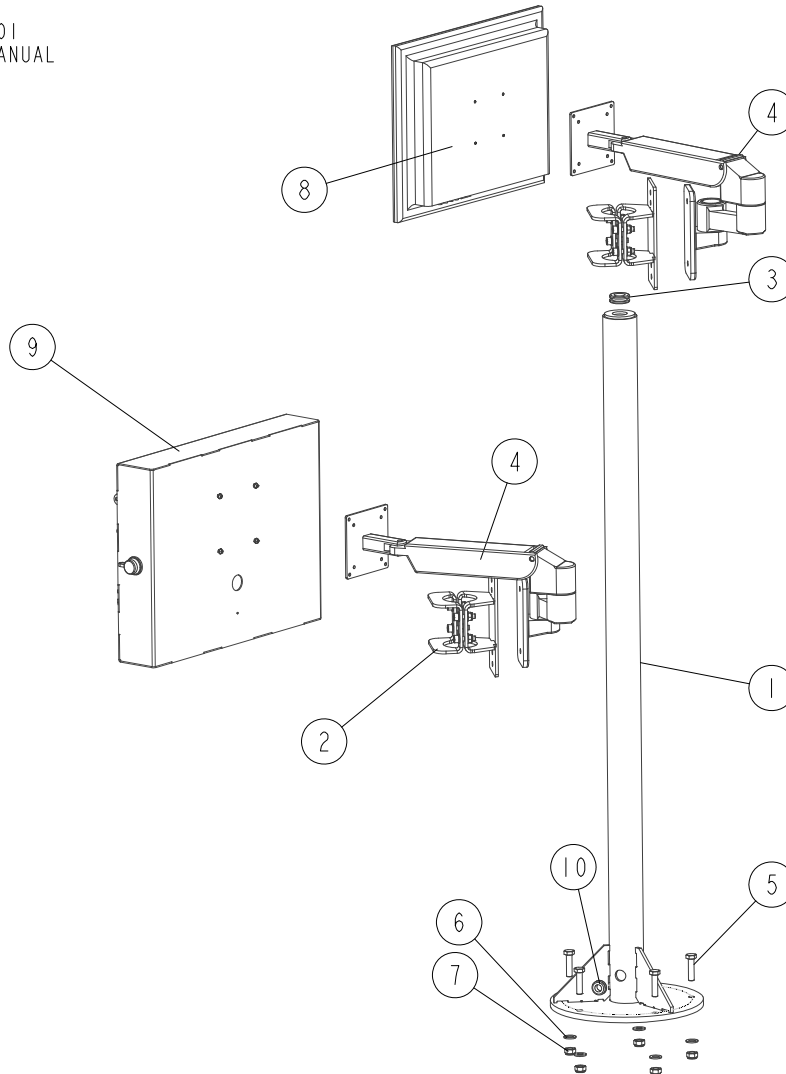


REF.	DESCRIPTION (◆ Indicates Parts Available In Assemblies Only)	PART #	QTY
1	BRACKET, OPERATOR GUARD MOUNT	714591-1	2
2	GUARD, WB2000EC CONTROL BOX	714579	1
3	WASHER, 8.4 FLAT ZINC	F81054-1	18
4	NUT, M8-8-B HEX NYLON ZINC LOCK	F81032-2	12
5	BOLT, M8X60 8.8 HEX HEAD ZINC	F81002-54	6
6	WASHER, 8.3/40-3 ZINC-PLATED	094128-1	6
7	BOLT, M8X25-8.8-B HEX HEAD FULL THREAD ZINC	F81002-5	6

## SECTION 5 OPERATOR STAND W/CAB (OPTION)

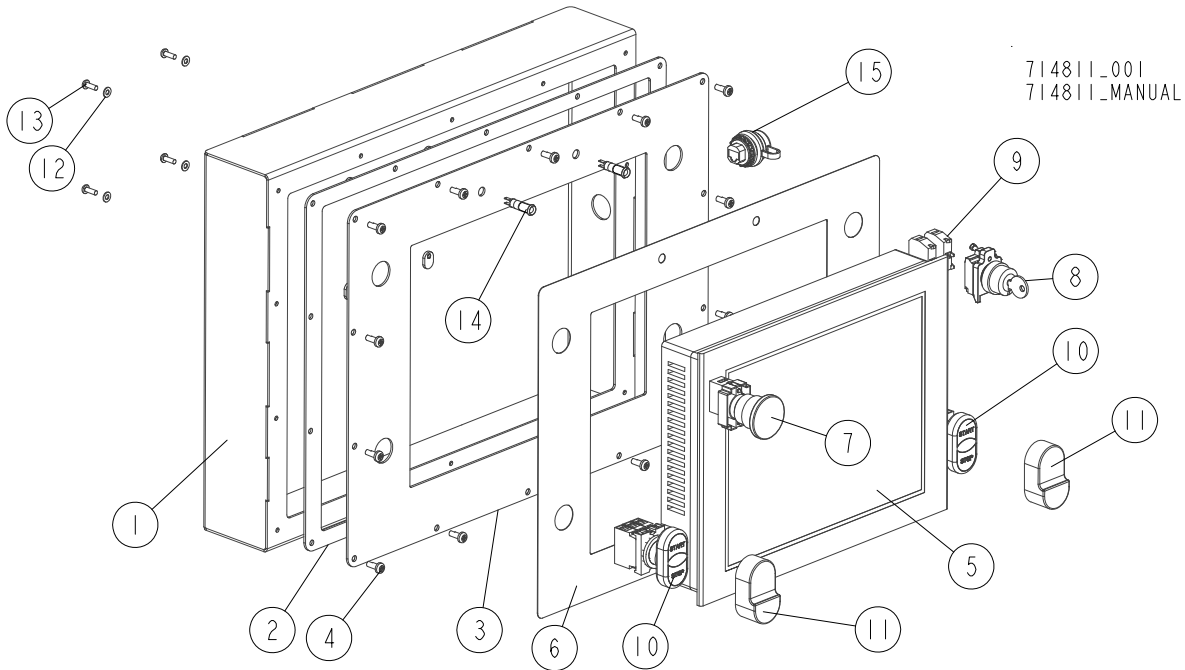
### 5.1 Control Box/Monitor Pedestal

713443\_001  
713443\_MANUAL



REF.	DESCRIPTION (* Indicates Parts Available in Assemblies Only)	PART#	QTY
-	<b>PEDESTAL ASSEMBLY, CONTROL BOX/MONITOR</b>	<b>713443</b>	<b>1</b>
1	PEDESTAL, CONTROL BOX/MONITOR	713438-1	1
2	BRACKET, CONTROL BOX ARM MOUNT <a href="#">See Section 5.3</a>	713444	2
3	GROMMET, 3/4 ID RUBBER	025247	1
4	ARM, LMX WALL ERGOTRON CONTROL BOX	512941	2
5	BOLT, M10X40-8.8 HEX HEAD FULL THREAD ZINC	F81003-16	5
6	WASHER, 10.5 FLAT ZINC	F81055-1	5
7	NUT, M10-8-B HEX NYLON ZINC LOCK	F81033-1	5
8	MONITOR, LCD CCTV 17RTVN	512959	1
9	BOX, WB2000 CONTROL <a href="#">See Section 5.2</a>	714811	1
10	GROMMET, 20/13 RUBBER	086188	1

5.2 Control Box



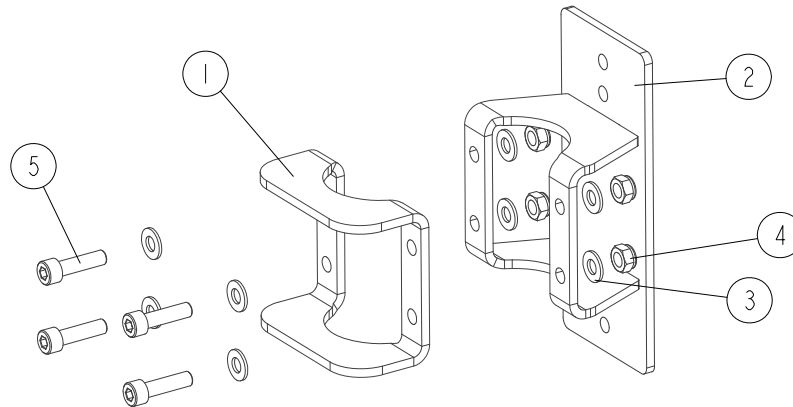
REF.	DESCRIPTION (* Indicates Parts Available in Assemblies Only)	PART#	QTY
	<b>BOX, WB2000 CONTROL</b>	<b>714811</b>	<b>1</b>
1	BOX WELDMENT, WB2000 CONTROL	711138-1	1
2	GASKET, WB2000 CONTROL BOX	711141	1
3	PLATE, WB2000 CONTROL BOX FRONT	711142-1	1
4	BOLT, #10-24X1/2 PH	F05015-17	14
5	PANEL, HMI MAGELIS HMIGT06310	512940	1
6	DECAL, WB 2000 CONTROL BOX	512946	1
7	BUTTON, XB4 BS542 EMERGENCY STOP	086556	1
8	SWITCH, XB4 BG33 KEY	087350	1
9	CONTACT, ZBE101	087817	2
10	SWITCH, XB5AW73731B5 START/STOP	510254	2
11	DIAPHRAGM, M22-T-DD MOELLER	090462	1
12	WASHER, 4.3 FLAT ZINC	F81051-2	4
13	SCREW, M4X12-5.8-B CROSS RECESSED PAN HEAD ZINC	F81011-43	4
14	LIGHT, LED YELLOW CONTROL	711548	2
15	SOCKET, USB 3.0 (M22-USB-SA)	514486	1

# 5 OPERATOR STAND W/CAB (OPTION)

## Control Box Arm Bracket

### 5.3 Control Box Arm Bracket

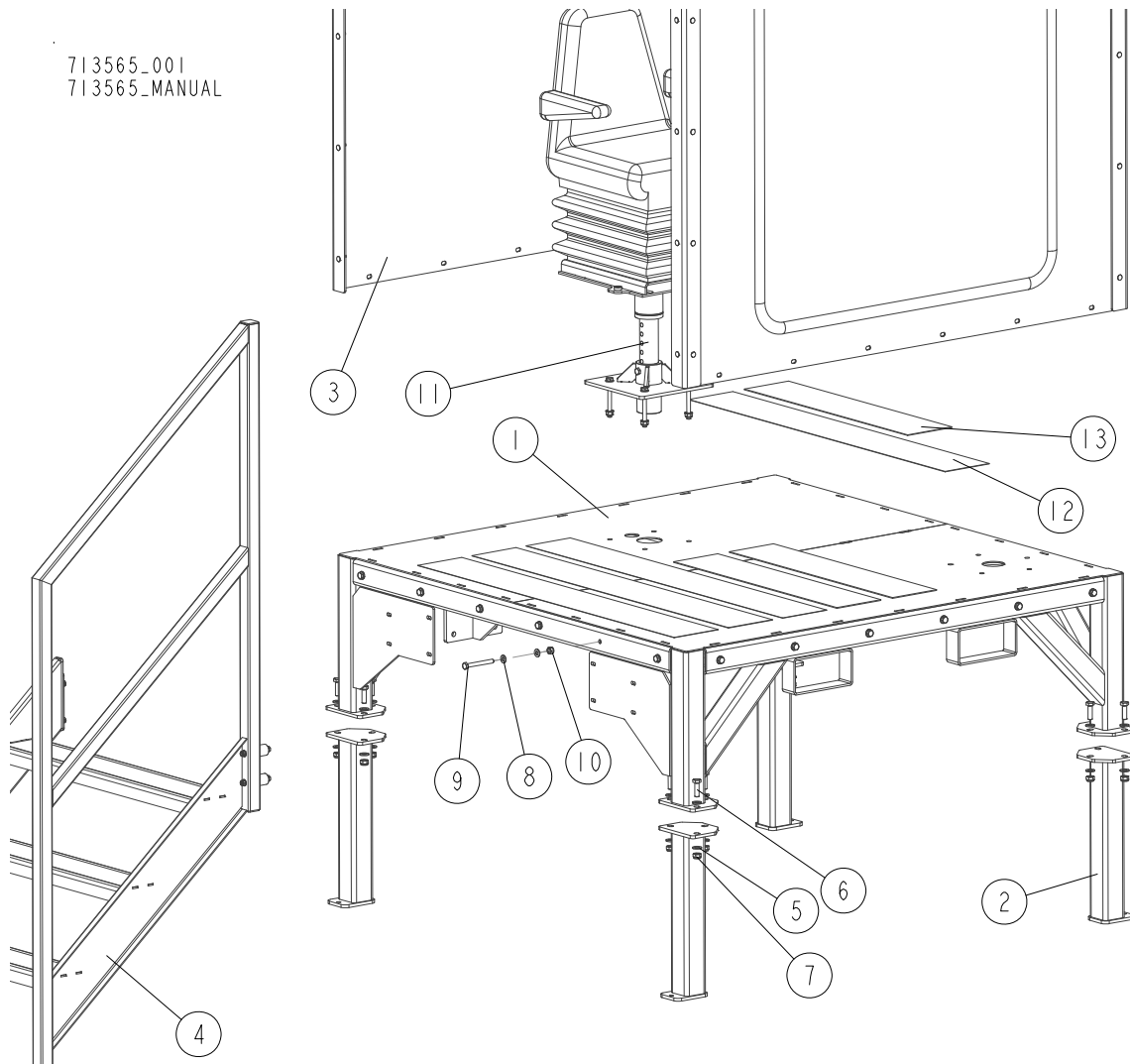
713444\_001  
713444\_MANUAL



REF.	DESCRIPTION (* Indicates Parts Available in Assemblies Only)	PART#	QTY
	<b>BRACKET, CONTROL BOX ARM MOUNT</b>	<b>713444</b>	<b>1</b>
1	PLATE (1)	713445-1	1
2	BRACKET WELDMENT	713450-1	1
3	WASHER, 8.4 FLAT ZINC	F81054-1	8
4	NUT, M8-8-B HEX NYLON ZINC LOCK	F81032-2	4
5	SCREW, M8X30-8.8 HEX SOCKET HEAD CAP ZINC	F81002-31	4



### 5.4 Operator Stand Base



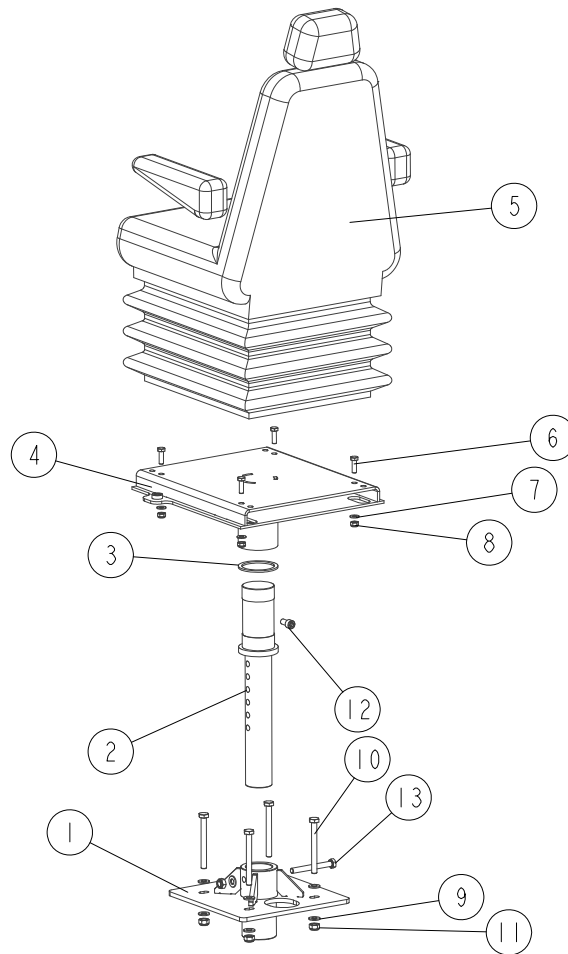
REF.	DESCRIPTION (* Indicates Parts Available in Assemblies Only)	PART#	QTY
	<b>BASE, WB2000 OPERATOR STAND W/CAB</b>	<b>713565</b>	<b>1</b>
1	BASE, WB2000 OPERATOR STAND	713374-1	1
2	LEG, WB2000 OPERATOR STAND BASE	713360-1	4
3	CAB ASSY, INDUST OPERATOR <a href="#">See Section 5.3</a>	058169	1
4	LADDER, COMPLETE <a href="#">See Section 5.6</a>	713404	1
5	WASHER, 13 FLAT ZINC	F81056-1	24
6	BOLT, M12X40 8.8 HEX HEAD FULL THREAD ZINC	F81004-4	12
7	NUT, M12 8 HEX NYLON ZINC LOCK	F81034-2	12
8	WASHER, 10.5 FLAT ZINC	F81055-1	48
9	BOLT, M10X90-8.8-B HEX HEAD ZINC	F81003-66	24
10	NUT, M10-8-B HEX NYLON ZINC LOCK	F81033-1	24
11	SEAT ASSEMBLY, OPERATOR	713566	1
12	PAD, NON-SKID	713579	4
13	PAD, NON-SKID	713580	3

# 5 OPERATOR STAND W/CAB (OPTION)

Operator Seat

## 5.5 Operator Seat

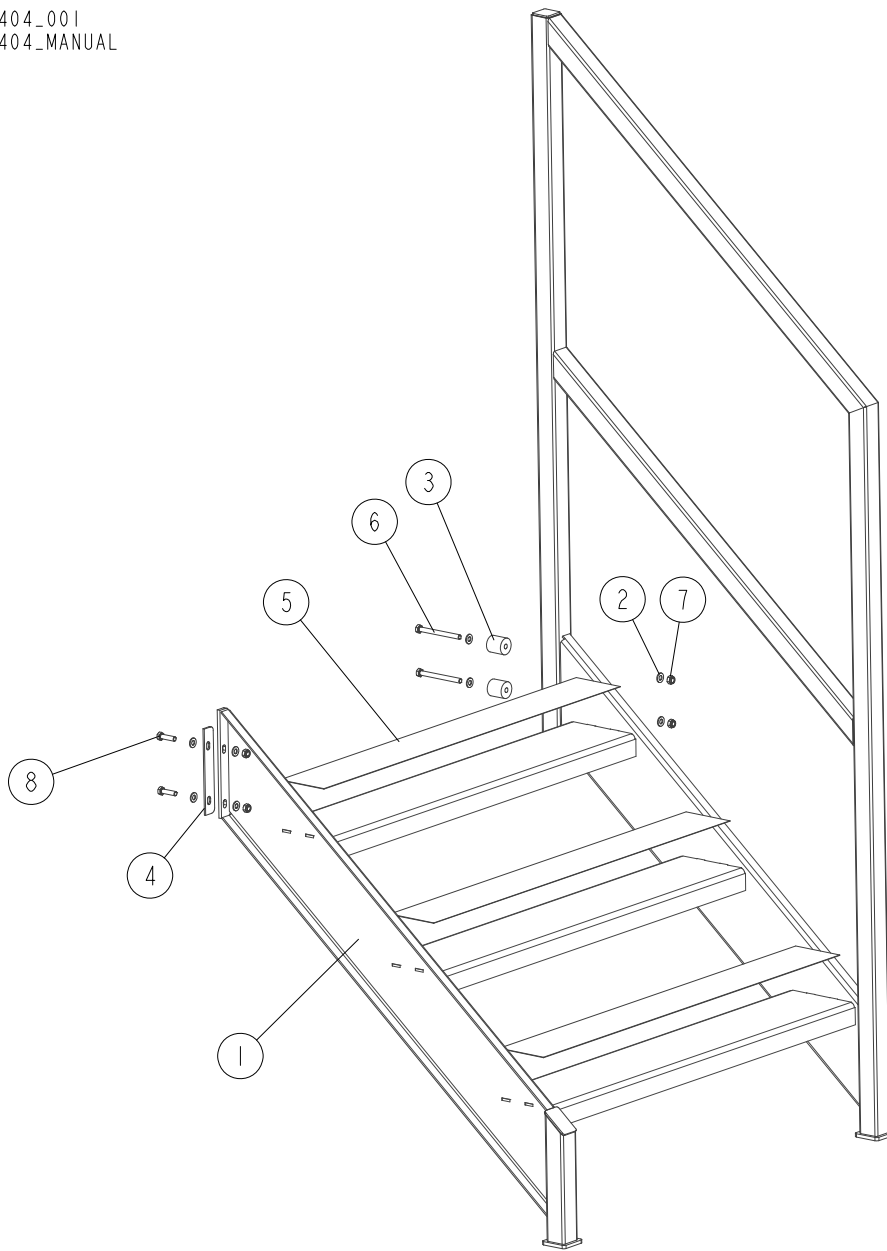
713566\_001  
713566\_MANUAL



REF.	DESCRIPTION (* Indicates Parts Available in Assemblies Only)	PART#	QTY
	<b>SEAT ASSEMBLY, OPERATOR</b>	<b>713566</b>	<b>1</b>
1	MOUNT WELDMENT, WB2000 OPERATOR SEAT	713364-1	1
2	ROD, OPERATOR SEAT SUPPORT	713416-1	1
3	WASHER, SLIDE	713395	1
4	BRACKET, OPERATOR SEAT MOUNT	711496-1	1
5	SEAT, CS85/C1 AR HD PVC OPERATOR	711482	1
6	BOLT, M8X25-8.8-B HEX HEAD FULL THREAD ZINC	F81002-5	4
7	WASHER, 8.4 FLAT ZINC	F81054-1	4
8	NUT, M8-8-B HEX NYLON ZINC LOCK	F81032-2	4
9	WASHER, 10.5 FLAT ZINC	F81055-1	9
10	BOLT, M10X100-8.8 HEX HEAD FULL THREAD ZINC	F81003-91	4
11	NUT, M10-8-B HEX NYLON ZINC LOCK	F81033-1	5
12	SCREW, M10X20 8.8 HEX SOCKET HEAD CAP ZINC	F81003-108	1
13	BOLT, M10X90-8.8-B HEX HEAD ZINC	F81003-66	1

5.6 Operator Stand Ladder

713404\_001  
713404\_MANUAL



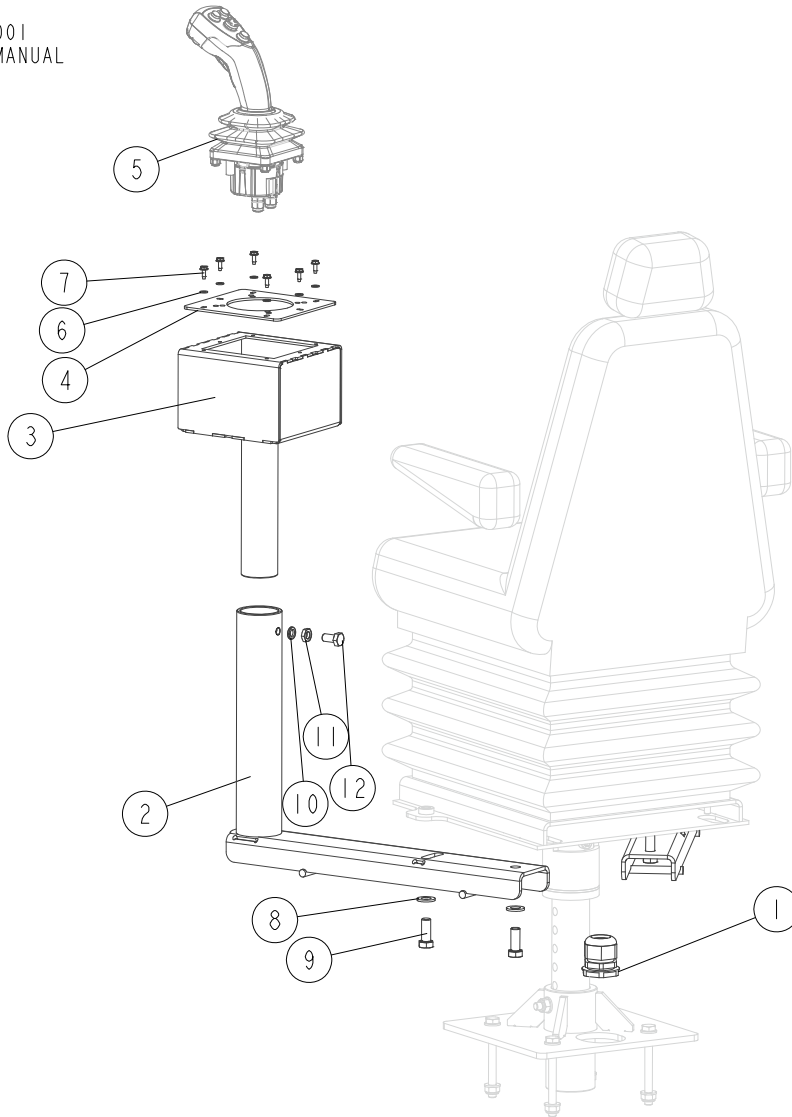
REF.	DESCRIPTION (* Indicates Parts Available in Assemblies Only)	PART#	QTY
	<b>LADDER, OPERATOR STAND - COMPLETE</b>	<b>713404</b>	<b>1</b>
1	LADDER WELDMENT, WB2000	713378-1	1
2	WASHER, 8.4 FLAT ZINC	F81054-1	8
3	BUSHING	713363-1	2
4	PLATE, MOUNTING	713402-1	1
5	PAD, NON-SKID STEP	713405	3
6	BOLT, M8X90-8.8 HEX HEAD FULL THREAD ZINC	F81002-16	2
7	NUT, M8-8-B HEX NYLON ZINC LOCK	F81032-2	4
8	BOLT, M8X30 8.8 HEX HEAD FULL THREAD ZINC	F81002-7	2

# 5 OPERATOR STAND W/CAB (OPTION)

Joysticks

## 5.7 Joysticks

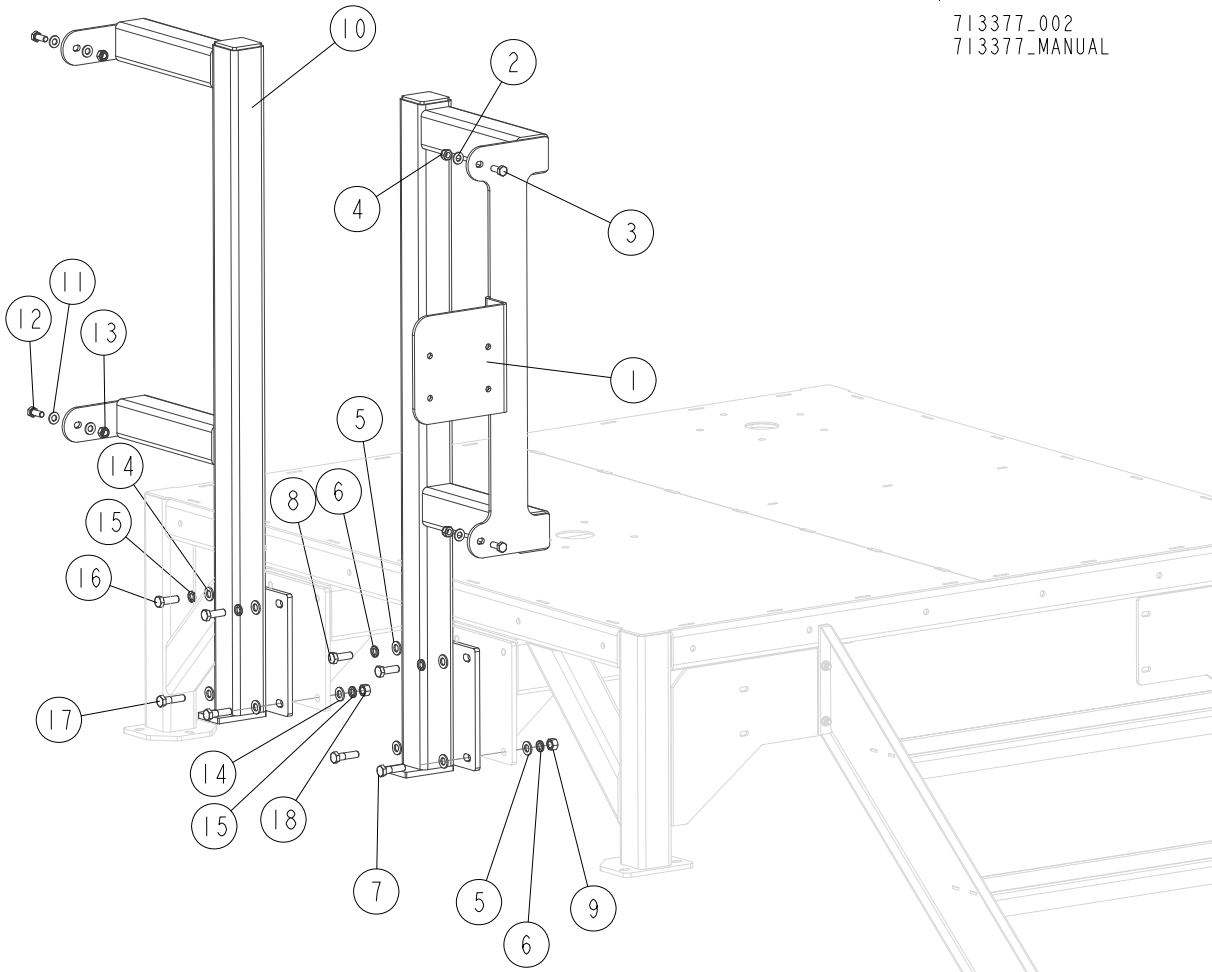
713377\_001  
713377\_MANUAL



REF.	DESCRIPTION (* Indicates Parts Available in Assemblies Only)	PART#	QTY
1	GLAND, PG29 CABLE	F81096-1	1
2	ARM WELDMENT, JOYSTICK	711484	2
3	BRACKET, JOYSTICK	711491-1	2
4	PLATE, JOYSTICK MOUNTING	711492-1	2
5	JOYSTICK, 5 BUTTON (OTTO)	069716	2
6	WASHER, 5.3 FLAT ZINC	F81052-1	12
7	BOLT, #10-24X1/2 SELF-TAPPING	F05015-7	12
8	WASHER, 13 FLAT ZINC	F81056-1	4
9	BOLT, M12X30 8.8 HEX HEAD FULL THREAD ZINC	F81004-22	4
10	WASHER, Z10.2 SPLIT LOCK ZINC	F81055-2	2
11	NUT, M10-04-A HEX THIN ZINC	F81033-6	2
12	BOLT, M10X20-5.8 HEX HEAD FULL THREAD ZINC	F81003-1	2

5.8 Electric Box Brackets

713377\_002  
713377\_MANUAL



REF.	DESCRIPTION (* Indicates Parts Available in Assemblies Only)	PART#	QTY
	<b>BRACKET, ELECTRIC BOX RIGHT</b>	<b>713435</b>	<b>1</b>
1	BRACKET, ELECTRIC BOX	713417-1	1
2	WASHER, 10.5 FLAT ZINC	F81055-1	2
3	BOLT, M10X25 8.8 HEX HEAD FULL THREAD ZINC	F81003-11	2
4	NUT, M10-8-B HEX NYLON ZINC LOCK	F81033-1	2
5	WASHER, 13 FLAT ZINC	F81056-1	6
6	WASHER, Z12.2 SPLIT LOCK ZINC	F81056-2	4
7	BOLT, M12X45 8.8 HEX HEAD ZINC	F81004-32	2
8	BOLT, M12X35 8.8 HEX HEAD FULL THREAD ZINC	F81004-24	2
9	NUT, M12-8-B HEX ZINC	F81034-1	2
	<b>BRACKET, ELECTRIC BOX LEFT</b>	<b>713437</b>	<b>1</b>
10	BRACKET, ELECTRIC BOX	713436-1	1
11	WASHER, 10.5 FLAT ZINC	F81055-1	4
12	BOLT, M10X25 8.8 HEX HEAD FULL THREAD ZINC	F81003-11	2
13	NUT, M10-8-B HEX NYLON ZINC LOCK	F81033-1	2
14	WASHER, 13 FLAT ZINC	F81056-1	6
15	WASHER, Z12.2 SPLIT LOCK ZINC	F81056-2	4
16	BOLT, M12X35 8.8 HEX HEAD FULL THREAD ZINC	F81004-24	2
17	BOLT, M12X45 8.8 HEX HEAD ZINC	F81004-32	2

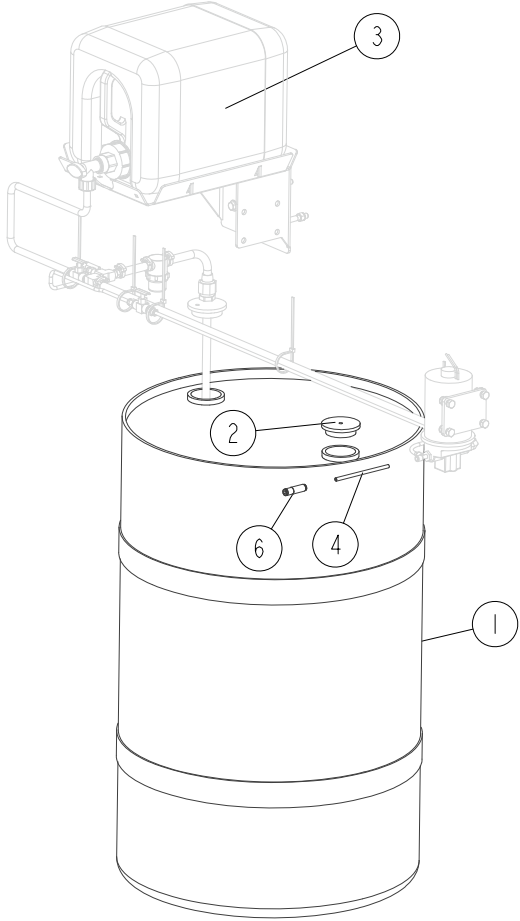
**5****OPERATOR STAND W/CAB (OPTION)***Electric Box Brackets*

---

REF.	DESCRIPTION (* Indicates Parts Available in Assemblies Only)	PART#	QTY	
18	NUT, M12-8-B HEX ZINC	F81034-1	2	

**SECTION 6 BLADE LUBE SYSTEM**

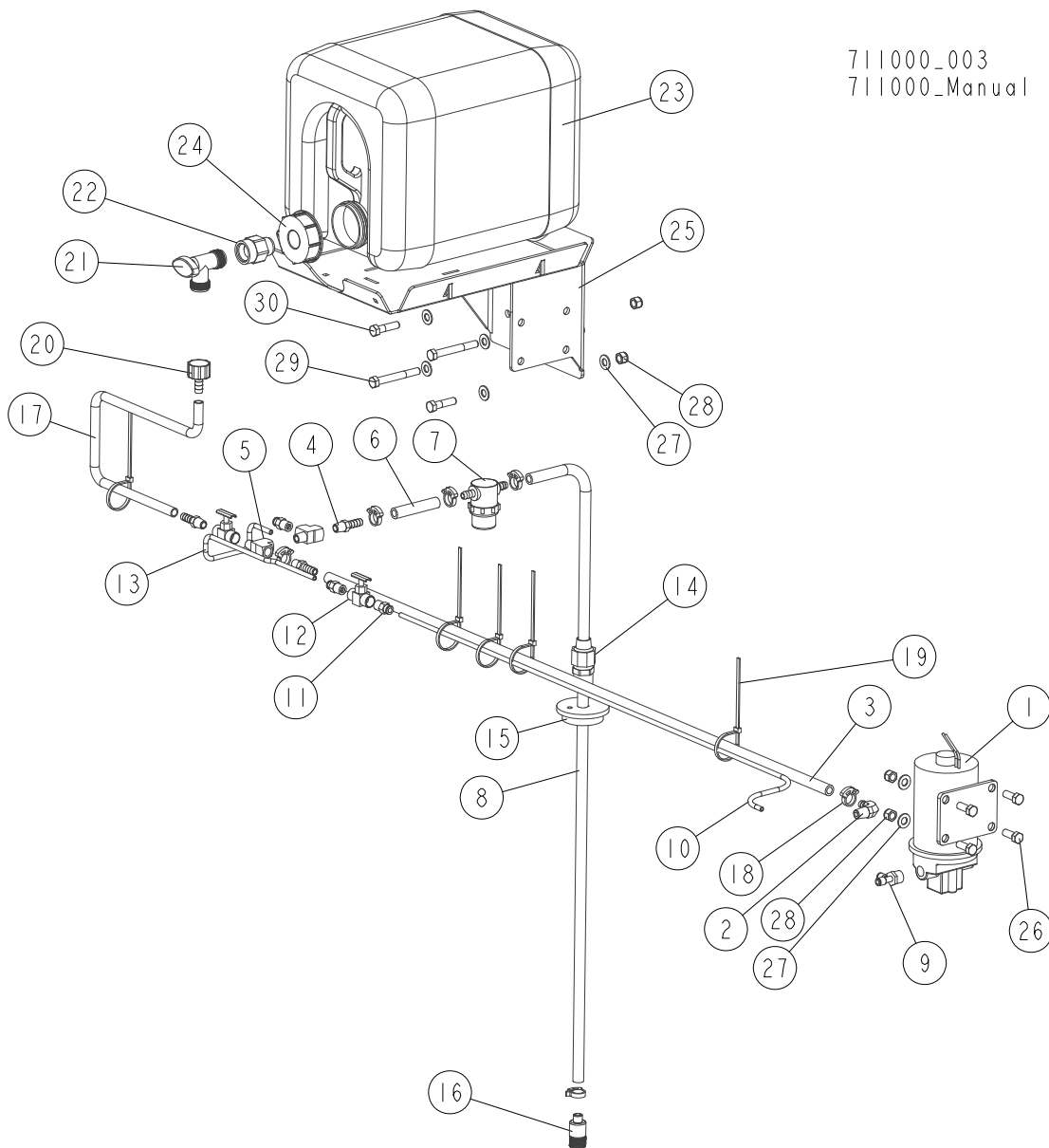
**6.1 Lube System**



711000\_002  
711000\_Manual

REF.	DESCRIPTION (◆ Indicates Parts Available In Assemblies Only)	PART#	QTY
	<b>LUBE SYSTEM, WM3000</b>	<b>016926</b>	<b>1</b>
1	BARREL, PLASTIC	016784	1
2	CAP, BARREL WITH 1/4 VENT	016786	1
3	PUMP ASSY, LT300 LUBE <a href="#">See Section 6.2</a>	016883	1
4	TUBE, 1/4X100FT CHAINFLEX PRESSURE	074018	1
5	ASSY, CABLE	025249	1
6	VALVE, CHECK, 1/4TUBE 6PSI	016827	1

**6.2 Lube Pump Assembly**



711000\_003  
711000\_Manual

REF.	DESCRIPTION (◆ Indicates Parts Available In Assemblies Only)	PART#	QTY
	<b>PUMP ASSY, LT300 LUBE</b>	<b>016883</b>	<b>1</b>
1	PUMP ASSY, LUBE	050029	1
2	FITTING, 3/8NPT-3/8 BARB ELBOW	P12708	1
3	HOSE, SUCTION 3/8X44	016829	1
4	FITTING, 1/4NPT-3/8 BARB	014685	3
5	FITTING, 1/4 FMF TEE	P05382	2
6	HOSE, SUCTION 3/8X3	038494	1
7	FILTER, 3/8 BARB LUBE	033447	1
8	HOSE, SUCTION 3/8X40	016884	1
9	FITTING, TEE 3/8NPT TO 1/4TUBE MALE RUN	016961	1
10	HOSE, PRESSURE 1/4X40	016885	1

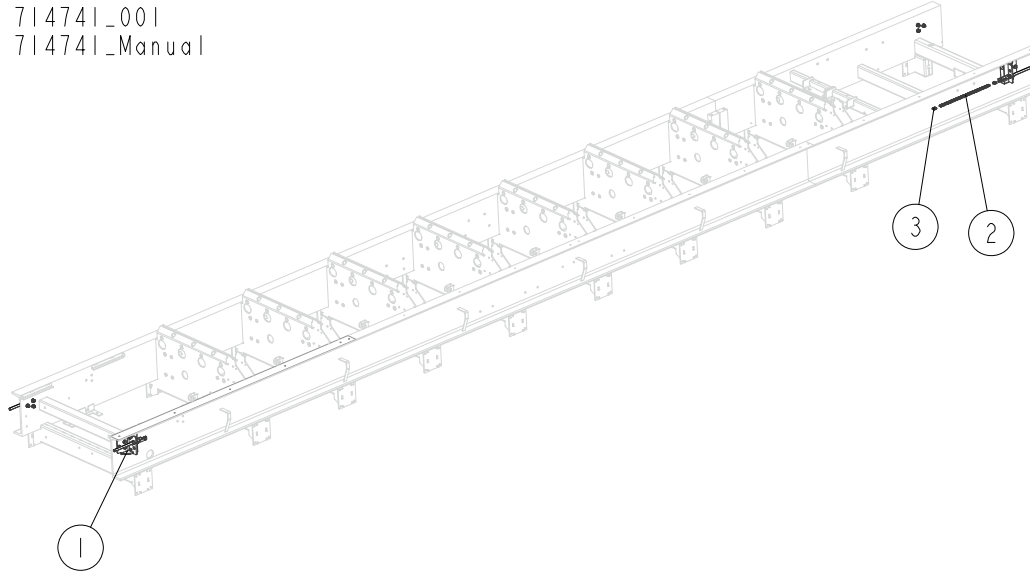


REF.	DESCRIPTION (◆ Indicates Parts Available In Assemblies Only)	PART#	QTY	
11	FITTING, 1/4 NPT - 1/4 TUBE STRAIGHT	P20903	3	
12	VALVE, NEEDLE 1/4 NPT FEMALE BRASS	051392	2	
13	HOSE, PRESSURE 1/4X24	016886	1	
14	COUPLER, 3/4NPT X 1/2 POLY COMPRESSION	016935	1	
15	CAP, BARREL VENT	016785	1	
16	VALVE, FOOT CHECK, 3/8 BARB	016939	1	
17	TUBE, 3/8IDX25 WATER LINE	038495	1	
18	CLAMP, SINGLE SNAP GRIP, #38	016845	6	
19	TIE WRAP, 3/16X5 1/2 UV BLK	F05089-3	5	
20	FITTING, 5/8-3/8 HOSE BARB	014113	1	
21	VALVE, 5/8 90 DEG. MALE SHUTOFF	014100	1	
22	FITTING, 3/4FPTX3/4MPT	014636	1	
23	BOTTLE, 5 GALLON WATER	014637	1	
24	CAP, WATER BOTTLE BUTTRESS THREAD	036745	1	
25	TRAY WLDMT, LUBE SYSTEM	038498	1	
26	BOLT, 3/8-16X1 HEX HEAD GRADE 5	F05007-87	4	
27	WASHER, 3/8 FLAT SAE	F05011-3	10	
28	NUT, 3/8-16 HEX NYLON LOCK	F05010-10	8	
29	BOLT, 3/8-16X3 HEX HEAD GRADE 5	F05007-73	2	
30	BOLT, 3/8-16X1 1/2 HEX HEAD GRADE5	F05007-78	2	

## SECTION 7 BED FRAME ASSEMBLY

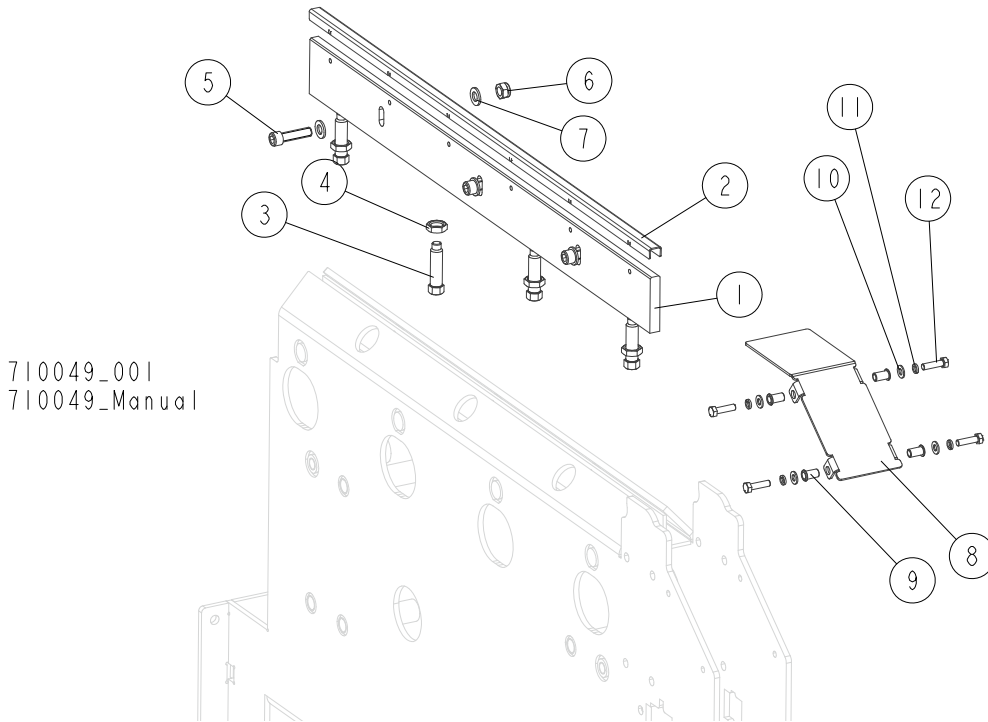
### 7.1 Power Feed Chain

714741\_001  
714741\_Manual



REF.	DESCRIPTION (◆ Indicates Parts Available In Assemblies Only)	PART #	QTY	
1	STOP ASSEMBLY, MAST <a href="#">See Section 7.13</a>	713083	4	
2	CHAIN, 12B-1 L=9.3 m M ECO FRAME	714806	2	
	CHAIN, 12B-1 L=6.75 M S ECO FRAME	714807	2	
3	LINK, 12B-1PZ MASTER	090713	4	

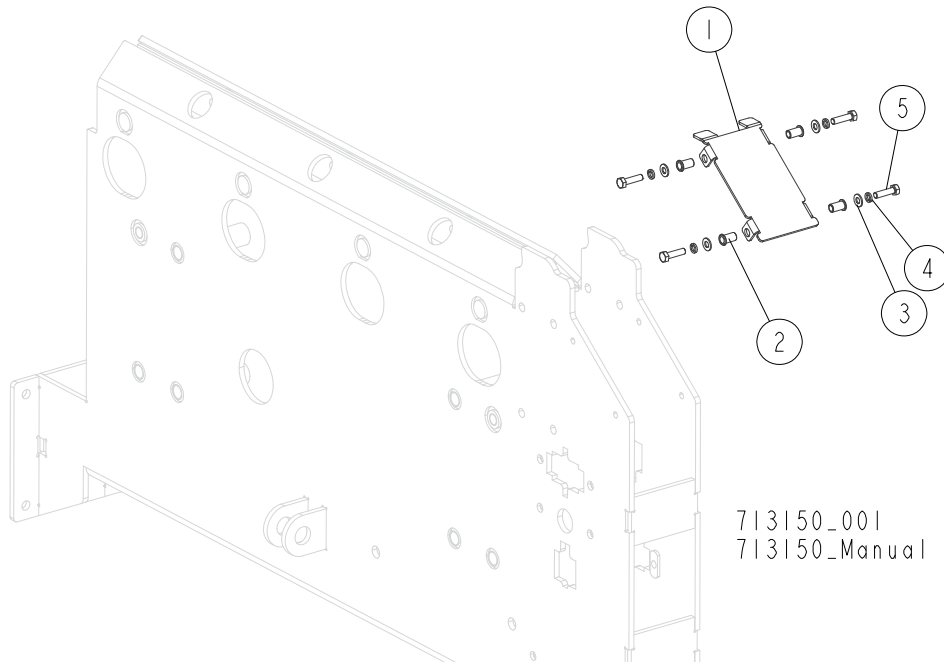
## 7.2 WB2000 Bed Rail Assembly



710049\_001  
710049\_Manual

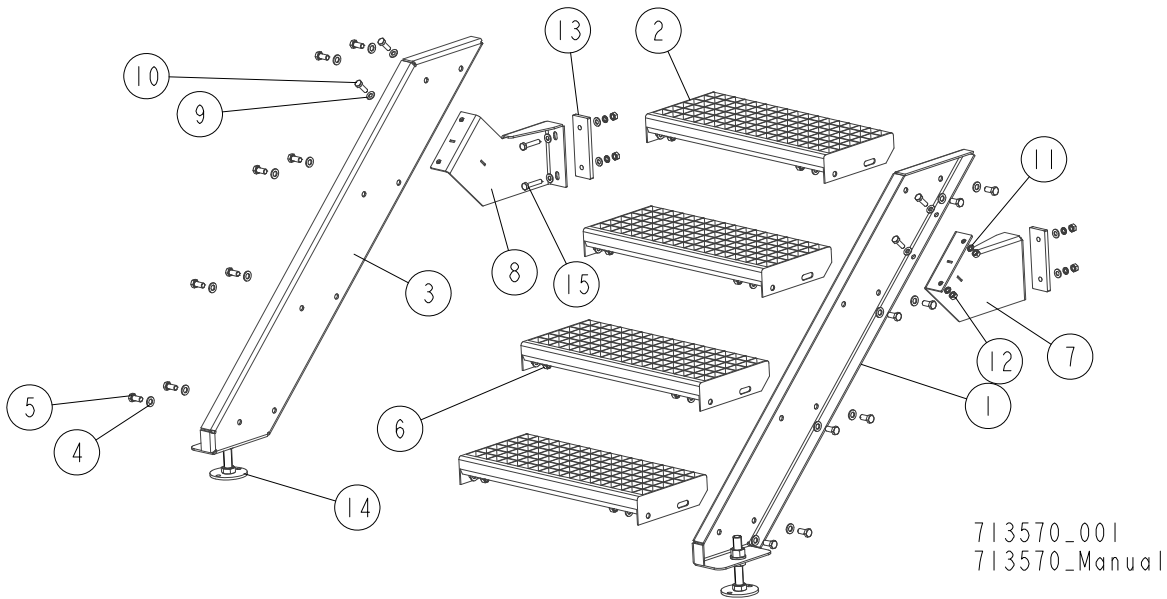
REF.	DESCRIPTION (◆ Indicates Parts Available In Assemblies Only)	PART #	QTY
	<b>RAIL, BED - COMPLETE</b>	<b>710049</b>	<b>1</b>
1	RAIL, WB2000 BED	710331-1	1
2	COVER, BED RAIL	710334	1
3	SCREW, M16x60-33H HEX ZINC SET W/FULL DOG POINT	F81006-56	4
4	NUT, M16 Fe/Zn5 8 HEX THIN	F81036-4	4
5	SCREW, M12X45-8.8 HEX SOCKET HEAD CAP ZINC	F81004-93	3
6	NUT, M12-8 HEX NYLON ZINC LOCK	F81034-2	3
7	WASHER, 13 FLAT ZINC	F81056-1	6
	<b>PLATE, CROSS BEAM COVER - COMPLETE (for Bed Rails without Side Support)</b>	<b>713152</b>	<b>1</b>
8	PLATE, CROSS BEAM COVER	713151-1	1
9	NUT M8 1.0-2.5 FTR-Z RIVET ZINC	F81032-9	4
10	WASHER, 8.4 FLAT ZINC	F81054-1	4
11	WASHER, 8.2 SPLIT LOCK ZINC	F81054-4	4
12	BOLT, M8x30-5.8 HEX HEAD FULL THREAD ZINC	F81002-2	4

**7.3 WB2000 Cross Beam Cover**



REF.	DESCRIPTION (◆ Indicates Parts Available In Assemblies Only)	PART #	QTY
	<b>COVER, CROSS BEAM - COMPLETE (for Bed Rails with Side Support)</b>	<b>713150</b>	<b>1</b>
1	COVER, CROSS BEAM	713149-1	1
2	NUT, M8 1.0-2.5 FTR-Z RIVET ZINC	F81032-9	4
3	WASHER, 8.4 FLAT ZINC	F81054-1	4
4	WASHER, 8.2 SPLIT LOCK ZINC	F81054-4	4
5	BOLT, M8x30-5.8 HEX HEAD FULL THREAD ZINC	F81002-2	4

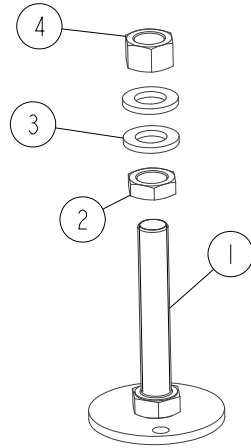
## 7.4 Ladder Assembly, Inspection Platform



REF.	DESCRIPTION (◆ Indicates Parts Available In Assemblies Only)	PART #	QTY
	<b>LADDER ASSEMBLY</b>	<b>713570</b>	<b>1</b>
1	PLATE WELDMENT, LADDER RIGHT	713567-1	1
2	STEP, LADDER	713569	4
3	PLATE WELDMENT, LADDER LEFT	713568-1	1
4	WASHER, 13 FLAT ZINC	F81056-1	32
5	BOLT, M12X25-8.8 HEX HEAD FULL THREAD ZINC	F81004-31	16
6	NUT, M12-8-B HEX ZINC	F81034-1	16
7	BRACKET, LADDER MOUNT (2)	713575-1	1
8	BRACKET, LADDER MOUNT (1)	713574-1	1
9	WASHER, 10.5 FLAT ZINC	F81055-1	16
10	BOLT, M10X30 5.8 HEX HEAD FULL THREAD ZINC	F81003-2	4
11	WASHER, Z 10.2 SPLIT LOCK ZINC	F81055-2	8
12	NUT, M10 8 HEX ZINC	F81033-3	8
13	PLATE, SPACER	713581-1	2
14	FOOT ASSEMBLY <a href="#">See Section 7.5</a>	713584	2
15	BOLT, M10X50-8.8 HEX HEAD FULL THREAD ZINC	F81003-4	4

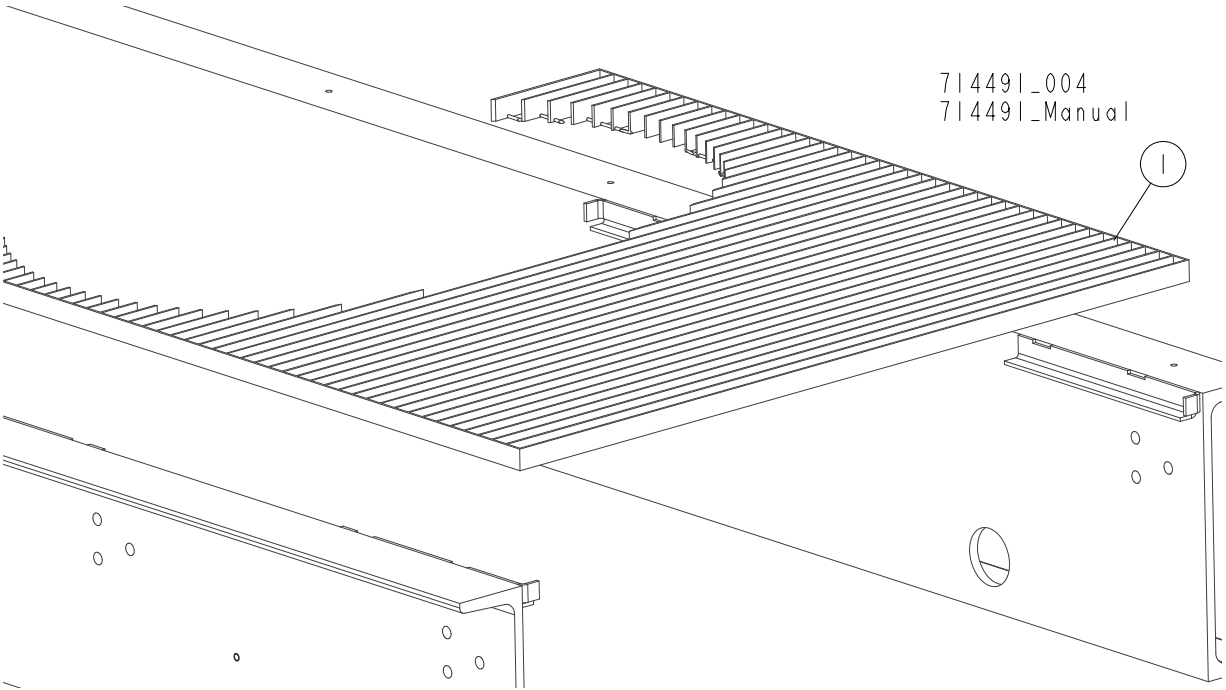
**7.5 Foot Assembly, Platform Ladder**

713584\_001  
 713584\_Manual



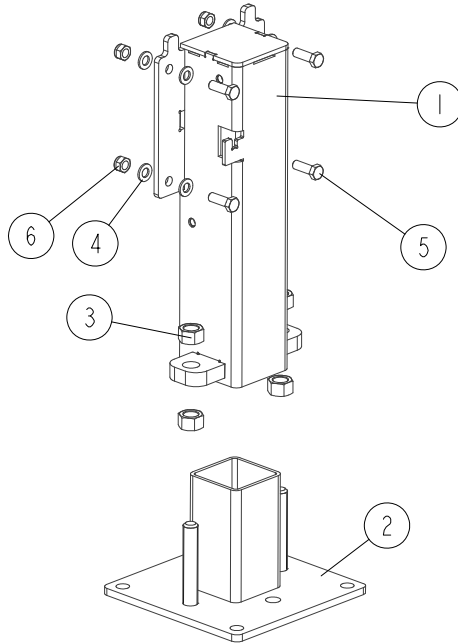
REF.	DESCRIPTION (◆ Indicates Parts Available In Assemblies Only)	PART #	QTY
	<b>FOOT ASSEMBLY</b>	<b>713584</b>	<b>1</b>
1	FOOT	713582-1	1
2	NUT, M20X1.5 HEX THIN ZINC	F81037-7	1
3	WASHER, 21 FLAT ZINC	F81059-2	2
4	NUT, M20-8 HEX ZINC	F81037-1	1

**7.6 Inspection Platform Grid**



REF.	DESCRIPTION (◆ Indicates Parts Available In Assemblies Only)	PART #	QTY	
1	GRID, 1180X1180X30 INSPECTION PLATFORM	710988-1	1	

**7.7 Leg Assembly**

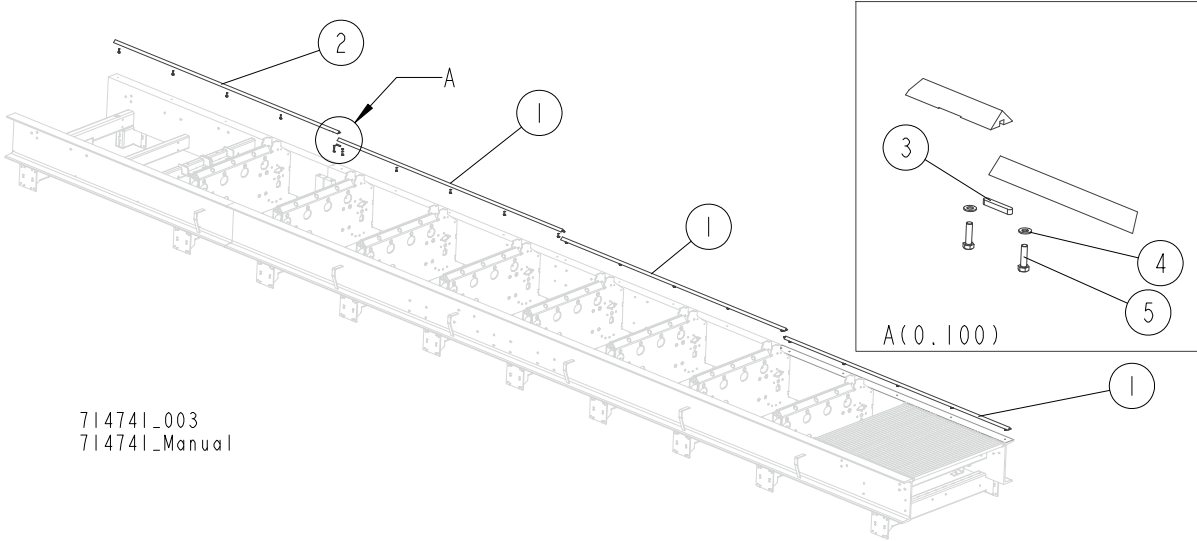


714423\_001  
 714423\_Manual

REF.	DESCRIPTION (◆ Indicates Parts Available In Assemblies Only)	PART #	QTY
	<b>LEG ASSEMBLY</b>	<b>714423</b>	<b>1</b>
1	LEG, WB2000 BED	714424-1	1
2	FOOT WELDMENT, BED LEG	510897-1	1
3	NUT, M20-8 HEX ZINC	F81037-1	4
4	WASHER, 13 FLAT ZINC	F81056-1	8
5	BOLT, M12X35 8.8 HEX HEAD FULL THREAD ZINC	F81004-24	4
6	NUT, M12-8 HEX NYLON ZINC LOCK	F81034-2	4



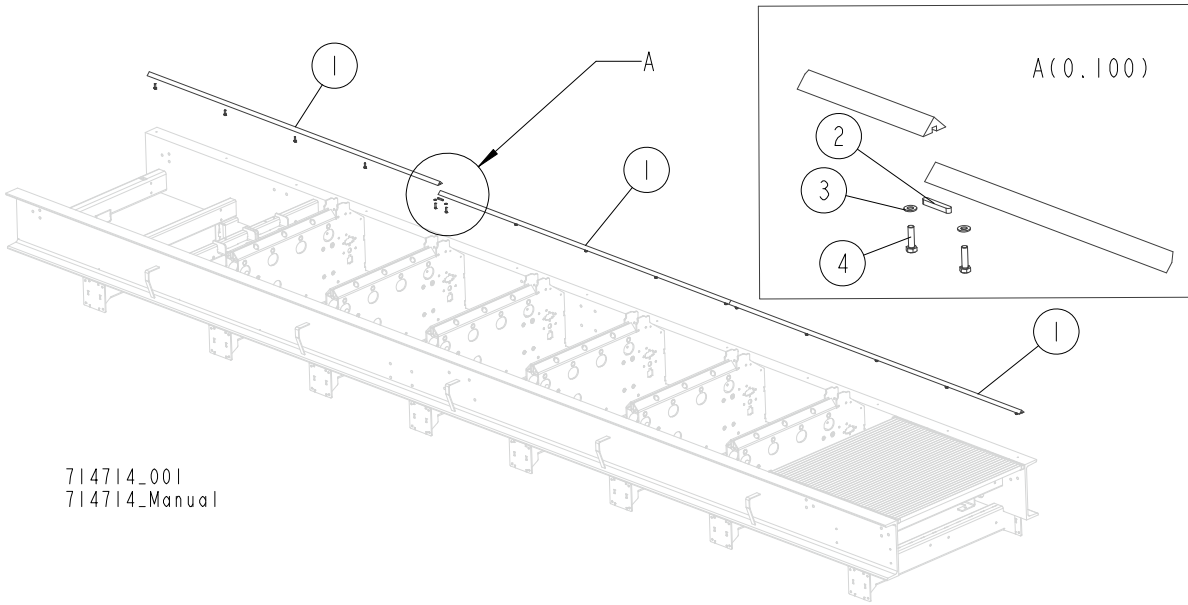
## 7.8 Angle Set, "M" Bed Frame



714741\_003  
 714741\_Manual

REF.	DESCRIPTION (◆ Indicates Parts Available In Assemblies Only)	PART #	QTY	
	<b>ANGLE SET, WB2000 BED</b>	<b>714554</b>	<b>1</b>	
1	ANGLE, WB2000 BED	710303	3	
2	ANGLE, WB2000 BED	714556	1	
3	KEY, A8X7X50 PARALLEL	088563	3	
4	WASHER, 8.4 FLAT ZINC	F81054-1	20	
5	BOLT, M8X30-5.8-B HEX HEAD FULL THREAD ZINC	F81002-2	20	

**7.9 Angle Set, "S" Bed Frame**

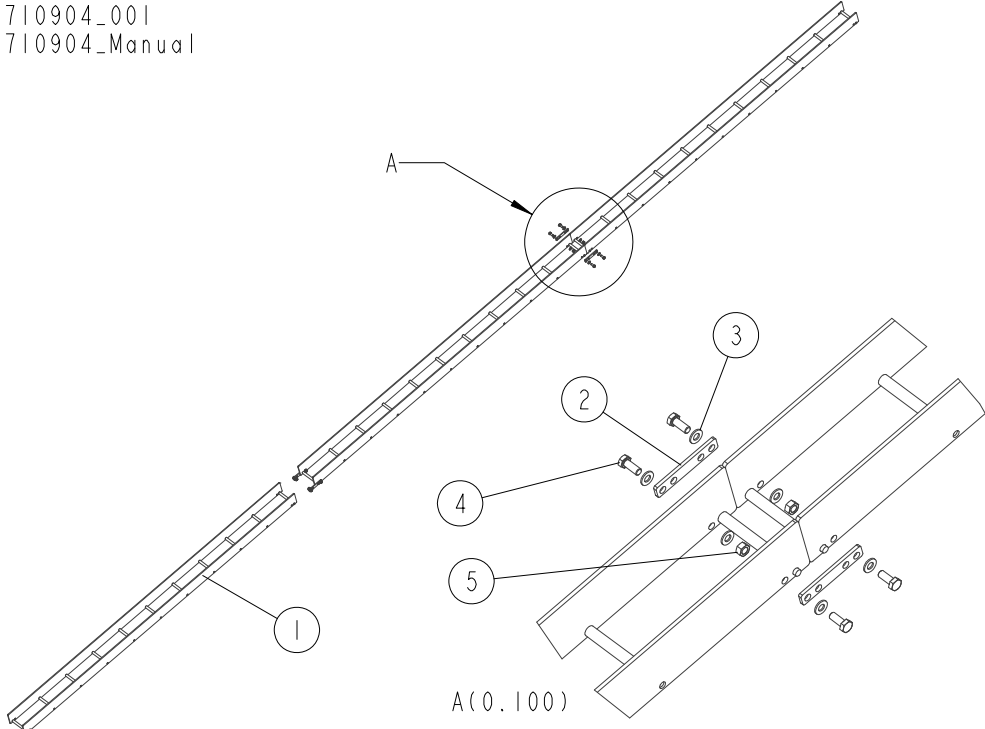


714714\_001  
 714714\_Manual

REF.	DESCRIPTION (◆ Indicates Parts Available In Assemblies Only)	PART #	QTY
	<b>ANGLE SET, WB2000 BED</b>	<b>714665</b>	<b>1</b>
1	ANGLE, WB2000 BED	714493	3
2	KEY, A8X7X50 PARALLEL	088563	2
3	WASHER, 8.4 FLAT ZINC	F81054-1	15
4	BOLT, M8X30-5.8-B HEX HEAD FULL THREAD ZINC	F81002-2	15

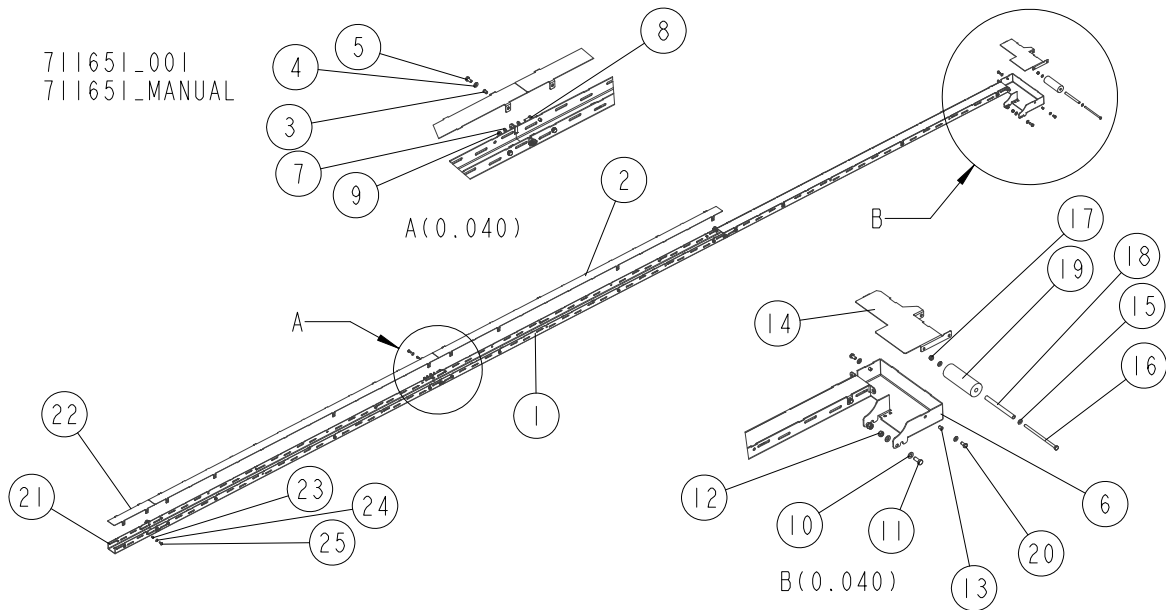
7.10 Wireway Assembly

710904\_001  
710904\_Manual



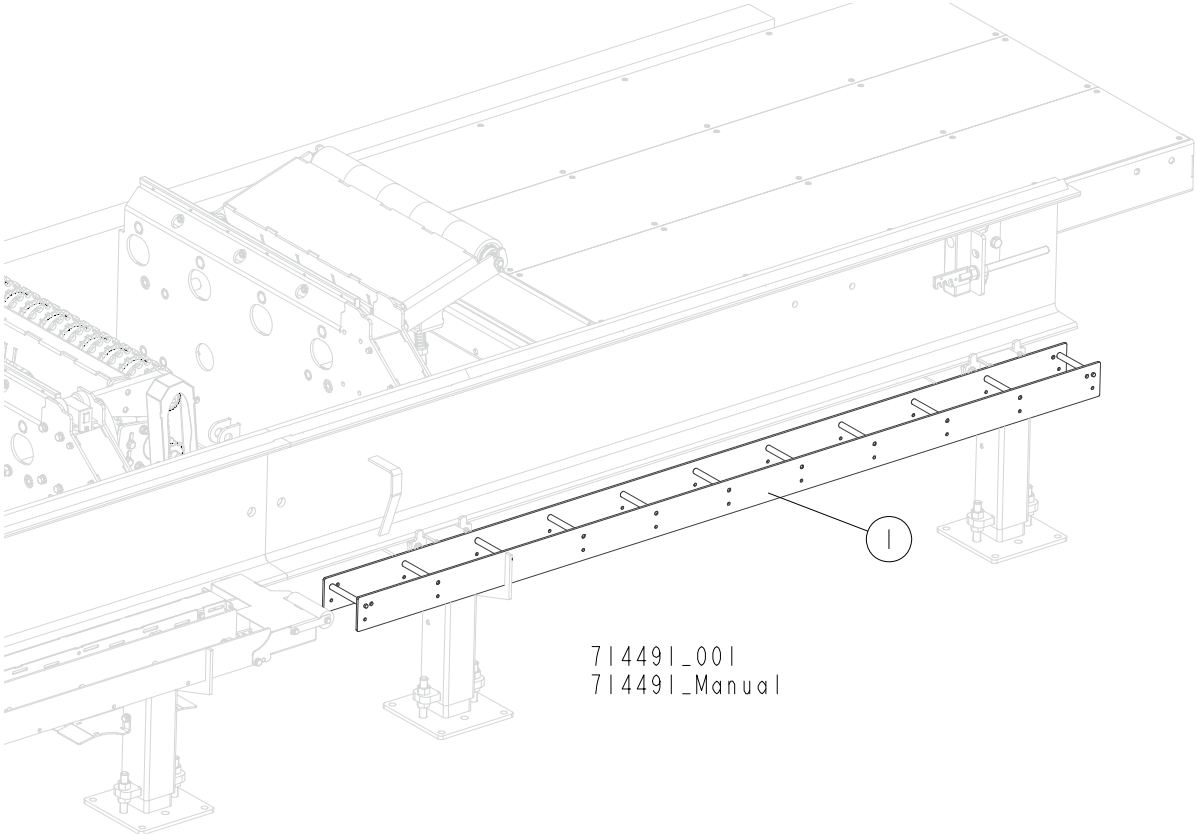
REF.	DESCRIPTION (◆ Indicates Parts Available In Assemblies Only)	PART #	QTY	QTY
	<b>WIREWAY, WB2000 BED - COMPLETE ("M" FRAME)</b>	<b>710904</b>	<b>1</b>	<b>-</b>
	<b>WIREWAY, WB2000 BED - COMPLETE ("S" FRAME)</b>	<b>714719</b>	<b>-</b>	<b>1</b>
1	WIREWAY WELDMENT, WB2000	710773-1	3	2
2	BAR, WIREWAY	710903-1	4	2
3	WASHER, 10.5 FLAT ZINC	F81055-1	16	8
4	BOLT, M10X25 8.8 HEX HEAD FULL THREAD ZINC	F81003-11	8	4
5	NUT, M10 8 HEX ZINC	F81033-3	8	4

**7.11 Cable Duct Set**



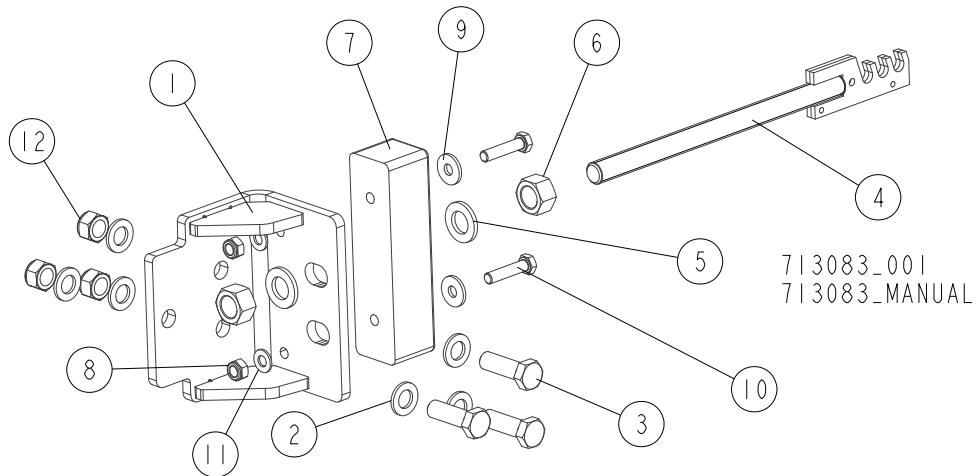
REF.	DESCRIPTION (◆ Indicates Parts Available In Assemblies Only)	PART #	QTY	QTY
	<b>CABLE DUCT SET, WB2000 "M" FRAME</b>	<b>711651</b>	<b>1</b>	<b>-</b>
	<b>CABLE DUCT SET, WB2000 "S" FRAME</b>	<b>714718</b>	<b>-</b>	<b>1</b>
	<b>DUCT, CABLE - COMPLETE</b>	<b>711910</b>	<b>3</b>	<b>2</b>
1	DUCT, WB2000 CABLE	711644-1	1	1
2	COVER, CABLE DUCT	711646-1	1	1
3	NUT, M6 RIVET	F81033-18	8	8
4	WASHER, 8.4 FLAT ZINC	F81054-1	8	8
5	BOLT, M8X16-8.8-B HEX HEAD FULL THREAD ZINC	F81002-20	8	8
6	BRACKET, CABLE CHAIN CONNECTION	711647-1	1	1
7	WASHER, 8.4 FLAT ZINC	F81054-1	14	10
8	BOLT, M8X20 5.8 HEX HEAD FULL THREAD ZINC	F81002-1	6	4
9	NUT, M8 8 HEX NYLON ZINC LOCK	F81032-2	6	4
10	WASHER, 10.5 FLAT ZINC	F81055-1	4	4
11	BOLT, M10X25 8.8 HEX HEAD FULL THREAD ZINC	F81003-11	2	2
12	NUT, M10 8 HEX ZINC	F81033-3	2	2
13	NUT, M6 RIVET	F81033-18	2	2
	<b>COVER W/ROLLER</b>	<b>713239</b>	<b>1</b>	<b>1</b>
14	COVER, CONNECTION BRACKET	713236-1	1	1
15	WASHER, 8.4 FLAT ZINC	F81054-1	2	2
16	BOLT, M8X160-8.8-B HEX HEAD ZINC	F81002-22	1	1
17	NUT, M8 8 HEX NYLON ZINC LOCK	F81032-2	1	1
18	BUSHING, 9/14-142.5	715054-1	1	1
19	ROLLER	715055	1	1
20	BOLT, M8X16-8.8-B HEX HEAD FULL THREAD ZINC	F81002-20	2	2
	<b>DUCT, CABLE - COMPLETE</b>	<b>713250</b>	<b>1</b>	<b>1</b>
21	DUCT, WB2000 CABLE	713251-1	1	1
22	COVER, CABLE DUCT	713252-1	1	1
23	NUT, M6 RIVET	F81033-18	7	7
24	WASHER, 8.4 FLAT ZINC	F81054-1	4	4
25	BOLT, M8X16-8.8-B HEX HEAD FULL THREAD ZINC	F81002-20	4	4

7.12 Wireway



REF.	DESCRIPTION (◆ Indicates Parts Available In Assemblies Only)	PART #	QTY	
	WIREWAY WELDMENT	713616-1	1	

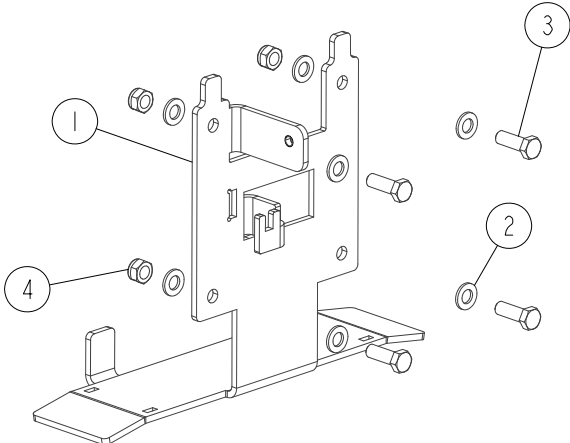
**7.13 Mast Stop Assembly**



REF.	DESCRIPTION (◆ Indicates Parts Available In Assemblies Only)	PART #	QTY
	<b>STOP ASSEMBLY, MAST</b>	<b>713083</b>	<b>1</b>
1	STOP WELDMENT, MAST	713084-1	1
2	WASHER, 17 SPLIT LOCK ZINC	F81058-1	6
3	BOLT, M16X50-8.8 HEX HEAD FULL THREAD ZINC	F81006-38	3
4	TENSIONER, 12B1 CHAIN	713087-1	1
5	WASHER, 21 FLAT ZINC	F81059-2	2
6	NUT, M20-8 HEX ZINC	F81037-1	2
7	BUMPER, RUBBER	089717	1
8	NUT, M10-8-B HEX NYLON ZINC LOCK	F81033-1	2
9	WASHER, 10.5 SPECIAL FLAT ZINC	F81055-6	2
10	BOLT, M10X45 HEX HEAD FULL THREAD ZINC	F81003-3	2
11	WASHER, 10.5 FLAT ZINC	F81055-1	2
12	NUT, M16-8 HEX NYLON ZINC LOCK	F81036-2	3

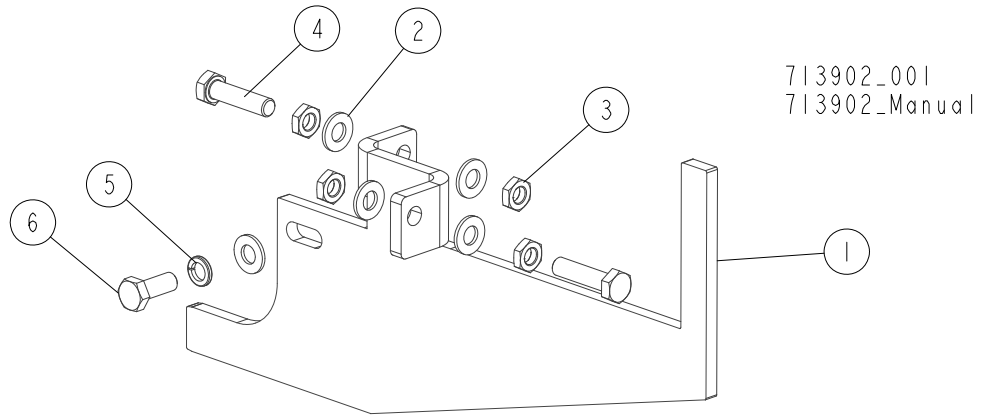
**7.14 Hydraulic Hose Hanger**

713995\_001  
 713995\_Manual



REF.	DESCRIPTION (◆ Indicates Parts Available In Assemblies Only)	PART #	QTY
	<b>HANGER, HYDRAULIC HOSE - COMPLETE</b>	<b>713995</b>	<b>1</b>
1	PLATE, HYDRAULIC HOSE HANGER	713905-1	1
2	WASHER, 13 FLAT ZINC	F81056-1	8
3	BOLT, M12X35 8.8 HEX HEAD FULL THREAD ZINC	F81004-24	4
4	NUT, M12-8 HEX NYLON ZINC LOCK	F81034-2	4

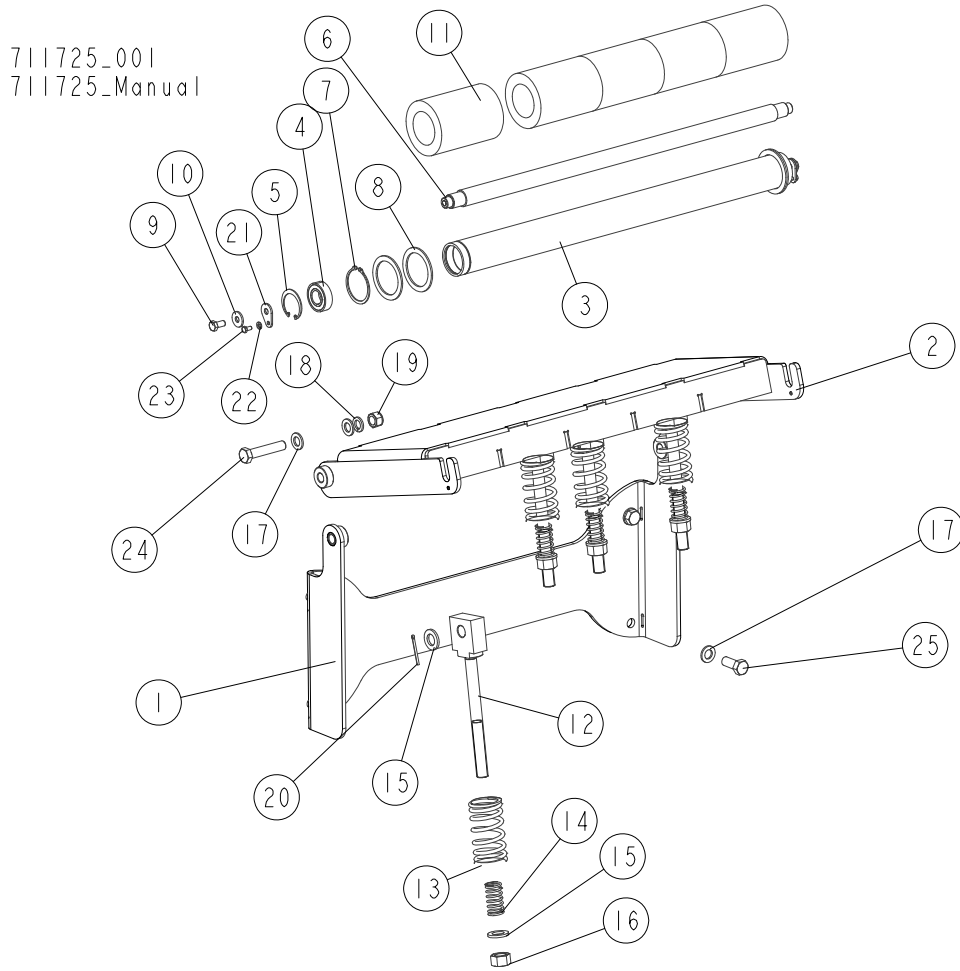
**7.15 Wireway Bracket**



REF.	DESCRIPTION (◆ Indicates Parts Available In Assemblies Only)	PART #	QTY
	<b>PLATE, WIREWAY BRACKET - COMPLETE</b>	<b>713902</b>	<b>1</b>
1	PLATE, WIREWAY BRACKET	713903-1	1
2	WASHER, 10.5 FLAT ZINC	F81055-1	5
3	NUT, M10-04-A HEX THIN ZINC	F81033-6	4
4	BOLT, M10X40-8.8 HEX HEAD FULL THREAD ZINC	F81003-16	2
5	WASHER, Z 10.2 SPLIT LOCK ZINC	F81055-2	1
6	BOLT, M10X25 8.8 HEX HEAD FULL THREAD ZINC	F81003-11	1



## 7.16 Board Removal Bumper Assembly

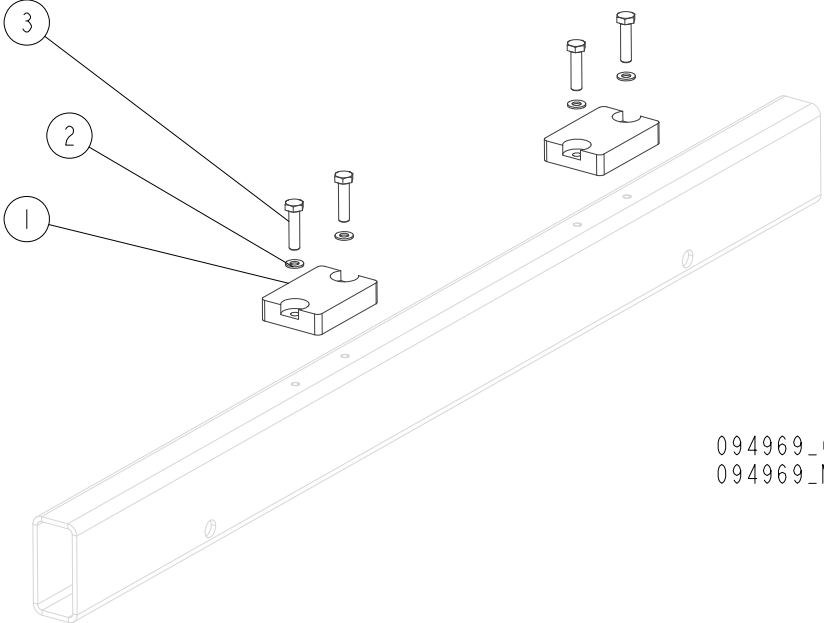


REF.	DESCRIPTION (◆ Indicates Parts Available In Assemblies Only)	PART #	QTY
	<b>BUMPER ASSEMBLY, WB2000 BOARD REMOVAL</b>	<b>711725</b>	<b>1</b>
1	BRACKET WELDMENT, BUMPER PLATE MOUNT	711726-1	1
2	PLATE WELDMENT, BOARD REMOVAL BUMPER	509547-1	1
	<b>ROLLER W/RUBBER BUSHING</b>	<b>514758</b>	<b>1</b>
	<b>ROLLER, LT300</b>	<b>091782-1</b>	<b>1</b>
3	TUBE, ROLLER	091781	1
4	BEARING, 6205 2RS BALL	091804	2
5	RING, W52 INSIDE RETAINING	091805	2
6	SHAFT, ROLLER	091793	1
7	RING, Z60 OUTSIDE RETAINING	F81090-62	2
8	RING, 61/80X3 SPACER	515895	4
9	BOLT, M10X20-5.8 HEX HEAD FULL THREAD ZINC	F81003-1	2
10	WASHER, 10.5 SPECIAL FLAT ZINC	F81055-6	2
11	ROLLER, RUBBER	517493	5
12	ROD WELDMENT, BUMPER SPRING	510818-1	4
13	SPRING, 110X46X6.5 CUSHION	510815	4
14	SPRING, 60X23X3	088992	4
15	WASHER, 21 FLAT ZINC	F81059-2	8
16	NUT, M20-8 HEX ZINC	F81037-1	4
17	WASHER, 17 SPLIT LOCK ZINC	F81058-1	8

**7****Bed Frame Assembly***Board Removal Bumper Assembly*

REF.	DESCRIPTION (◆ Indicates Parts Available In Assemblies Only)	PART #	QTY	
18	WASHER, 16.3 SPLIT LOCK ZINC	F81058-2	2	
19	NUT, M16-8 HEX NYLON ZINC LOCK	F81036-2	2	
20	PIN, S-ZN-4X45 COTTER	F81043-22	4	
21	WASHER, WM4000 ROLLER MOUNTING	510874-1	2	
22	WASHER, 6.4 FLAT ZINC	F81053-1	2	
23	BOLT, M6X12 8.8 HEX HEAD FULL THREAD ZINC	F81001-7	2	
24	BOLT, M16X80-8.8 HEX HEAD FULL THREAD ZINC	F81006-11	2	
25	BOLT, M16X40-8.8 HEX HEAD FULL THREAD ZINC	F81006-13	4	

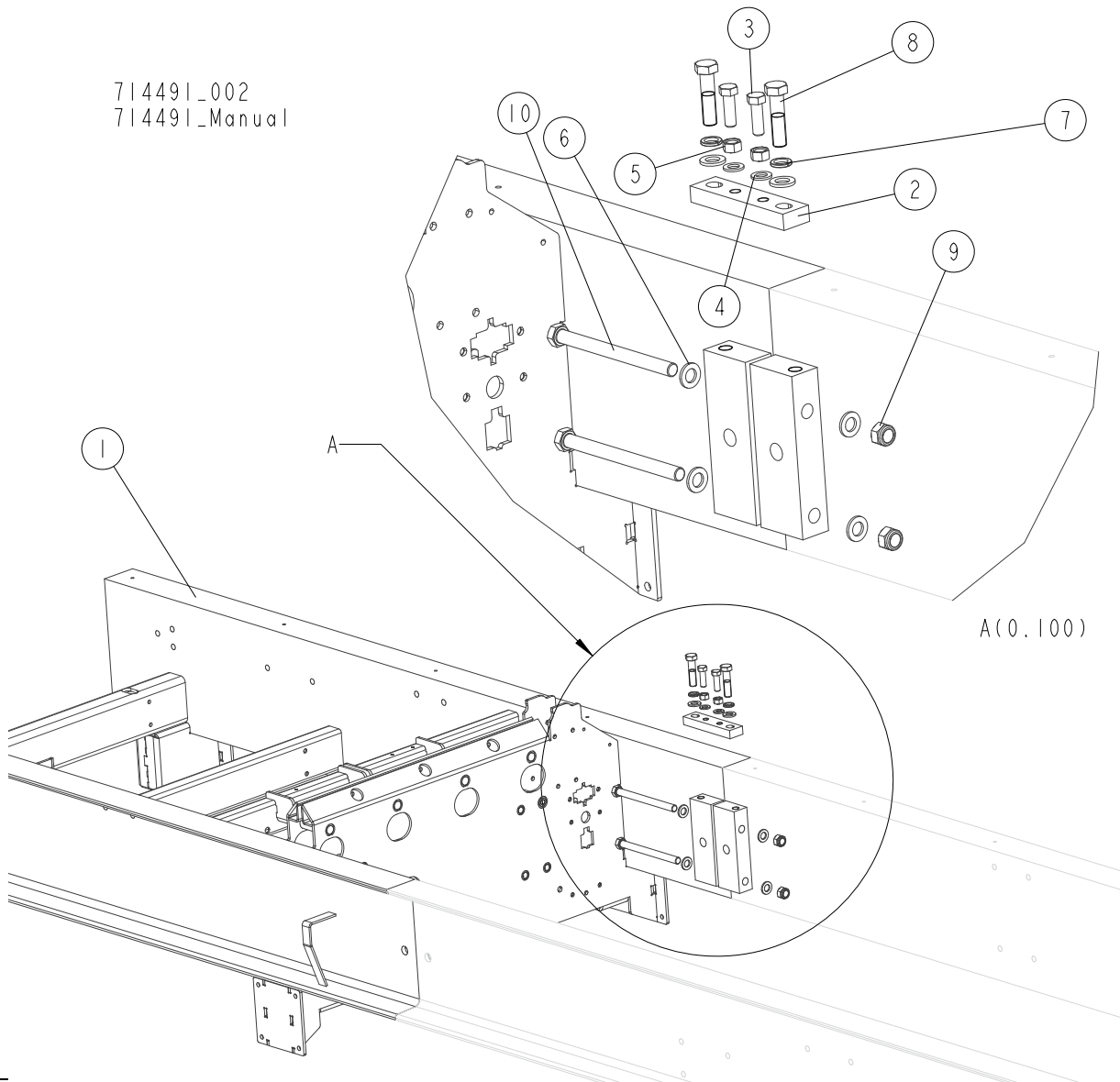
7.17 Rubber Bumper



094969\_001  
 094969\_MANUAL

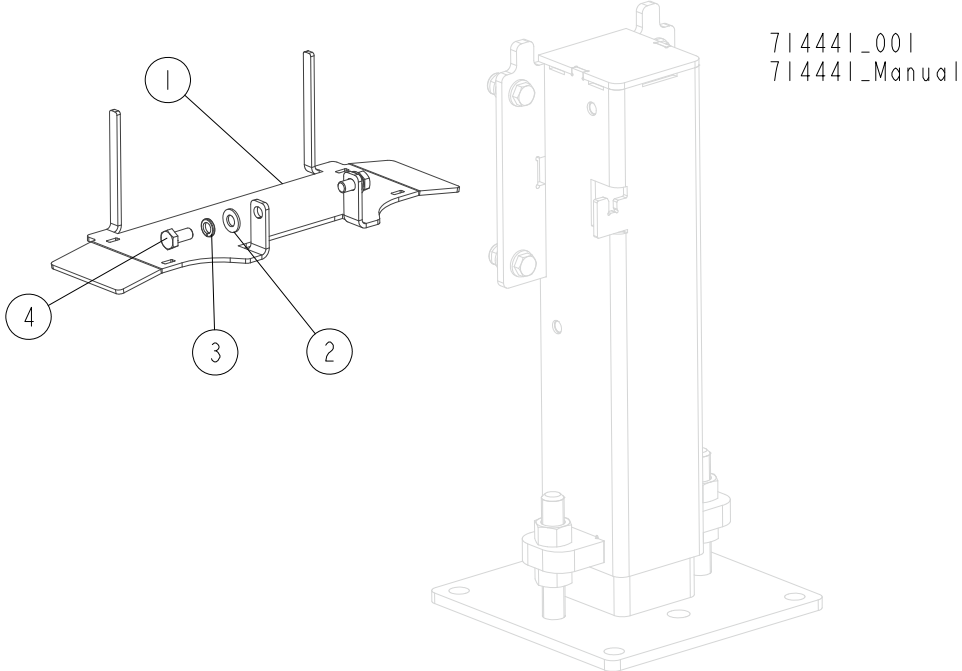
REF.	DESCRIPTION (◆ Indicates Parts Available In Assemblies Only)	PART #	QTY	
1	BUMPER, GRENE 70 3201 0010 RUBBER	094969	2	
2	WASHER, 8.4 FLAT ZINC	F81054-1	4	
3	BOLT, M10X40-8.8 HEX HEAD FULL THREAD ZINC	F81003-16	4	

**7.18 Bed Frame Extension Section ("M" Frame Only)**



REF.	DESCRIPTION (◆ Indicates Parts Available In Assemblies Only)	PART #	QTY
1	SECTION, WB2000 M BED FRAME	713910-1	1
2	BLOCK, BED FRAME CONNECTION	713956-1	2
3	BOLT, M16X50-8.8 HEX HEAD FULL THREAD ZINC	F81006-7	4
4	WASHER, 17 SPLIT LOCK ZINC	F81058-1	4
5	NUT, M16-8 HEX ZINC	F81036-1	4
6	WASHER, 21 FLAT ZINC	F81059-2	12
7	WASHER, 20.5 SPLIT LOCK ZINC	F81059-1	4
8	BOLT, M20X80-8.8 HEX HEAD FULL THREAD ZINC	F81007-10	4
9	NUT, M20-8 DIN985 ZINC	F81037-2	4
10	BOLT, M20X240-8.8 HEX HEAD FULL THREAD ZINC	F81007-1	4

**7.19 Hydraulic Hose Hanger**



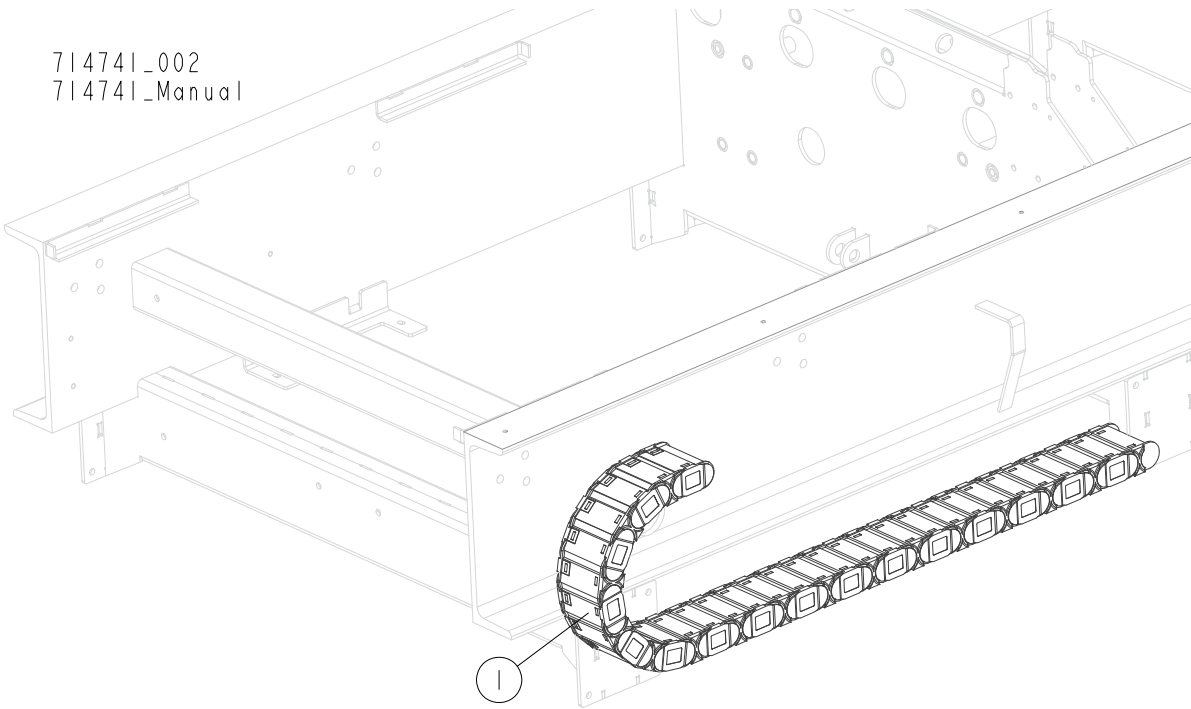
REF.	DESCRIPTION (◆ Indicates Parts Available In Assemblies Only)	PART #	QTY
	<b>BRACKET, HYDRAULIC HOSE HANGER - COMPLETE</b>	<b>714441</b>	<b>1</b>
1	BRACKET, HYDRAULIC HOSE HANGER	714422-1	1
2	WASHER, 10.5 FLAT ZINC	F81055-1	2
3	WASHER, Z10.2 SPLIT LOCK ZINC	F81055-2	2
4	BOLT, M10X20-5.8 HEX HEAD FULL THREAD ZINC	F81003-1	2

# 7 Bed Frame Assembly

## Cable Chain

### 7.20 Cable Chain

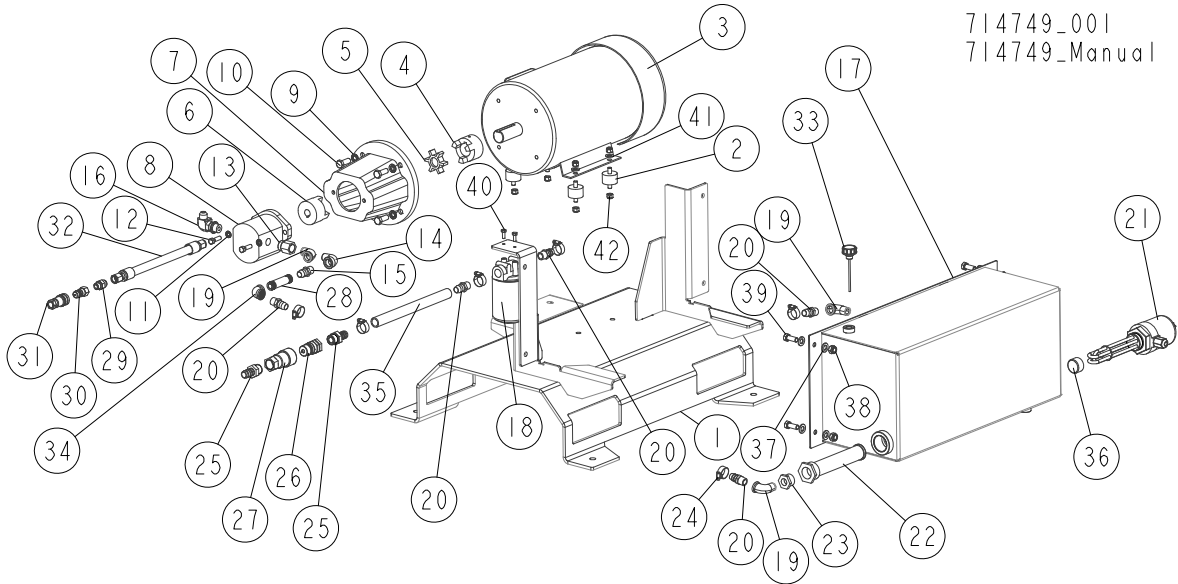
714741\_002  
714741\_Manual



REF.	DESCRIPTION (◆ Indicates Parts Available In Assemblies Only)	PART #	QTY	
1	CABLE CHAIN, WB2000 "M" FRAME	519607	1	
	CABLE CHAIN, WB2000 "S" FRAME	519613	1	

## SECTION 8 HYDRAULIC PUMP W/MOTOR & HYDRAULIC BOX

### 8.1 Hydraulic Pump w/Motor

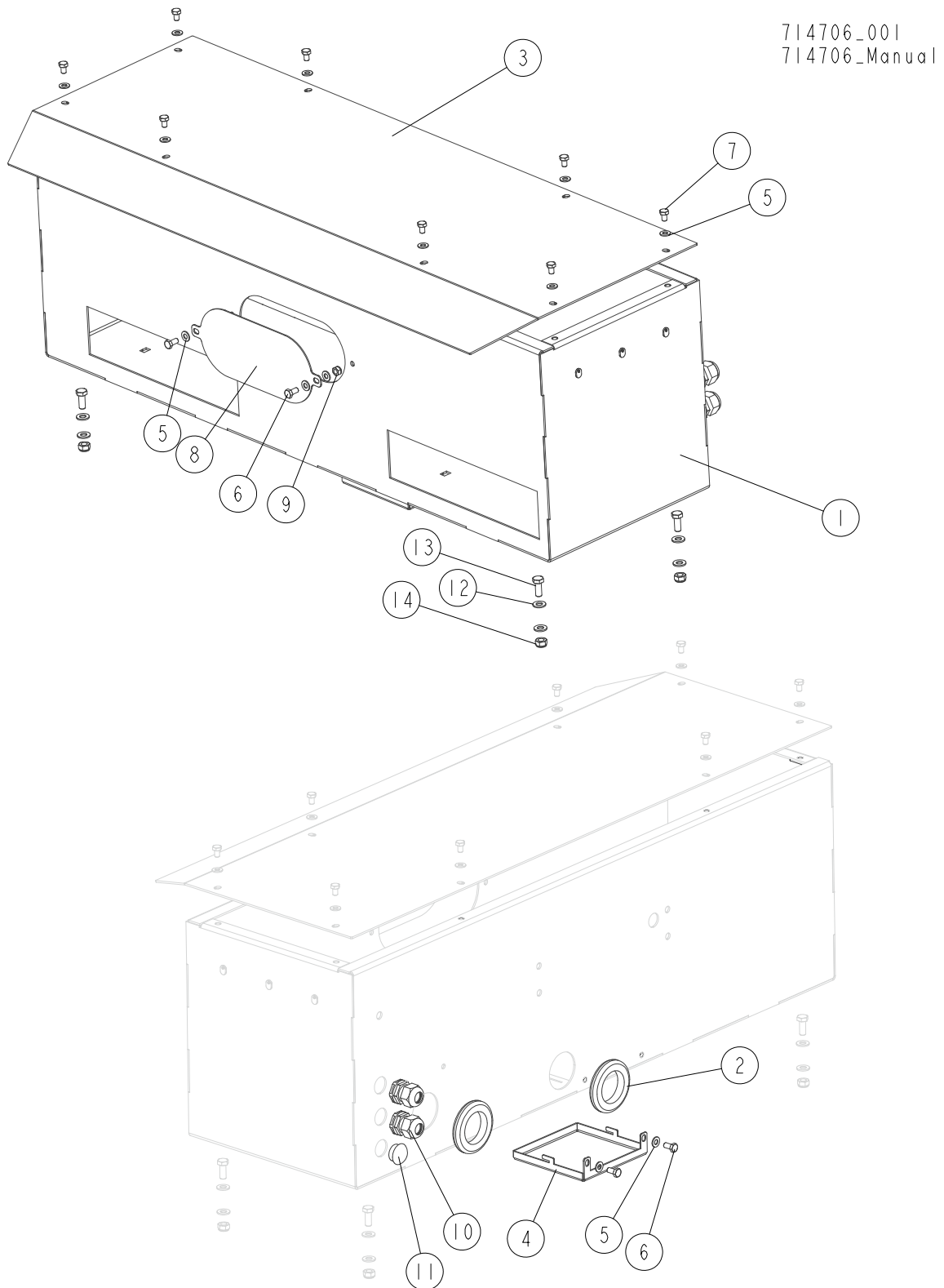


REF.	DESCRIPTION (◆ Indicates Parts Available In Assemblies Only)	PART#	QTY
	<b>PUMP, WB2000 HYDRAULIC W/MOTOR - COMPLETE</b>	<b>714749</b>	<b>1</b>
1	MOUNT WELDMENT, WM4000 HYDRAULIC PUMP & TANK	510624-1	1
2	MOUNT, RUBBER VIBRATION CONTROL	035546	4
	<b>HYDRAULIC ASSEMBLY, 10HP 9GPM</b>	<b>008743</b>	<b>1</b>
3	MOTOR, 10HP 3525RPM	008737	1
4	COUPLING BODY, L100X1 3/8	042777	1
5	COUPLING, L100 SPIDER	042779	1
6	COUPLING BODY, L100X3/4	042778	1
7	ADAPTER, 50HZ HYDRAULIC PUMP	042781	1
8	PUMP, 9GPM HYDRAULIC	008738	1
9	WASHER, 1/2 SPLIT LOCK	F05011-9	4
10	BOLT, 1/2-13X1 1/4 HEX HEAD GRADE5 ZINC	F05008-37	4
11	WASHER, 3/8 SPLIT LOCK	F05011-4	2
12	BOLT, 3/8-16X 1 1/4 HH GRADE 5	F05007-123	2
13	FITTING, #12SAE-1/2NPT FEMALE ADAPTER	042785	1
14	ELBOW, 1/2 NPT ST GALV.	P22684	1
15	FITTING, 1/2NPT MALE-3/4 HOSE BARB	035621	1
16	FITTING, #10SAE-1/2JIC 90 ELBOW	042784	1
17	TANK, WM4000 OIL (52L)	517426-1	1
18	MANIFOLD, W/FILTER	P22683	1
19	FITTING, A4WZ 1/2" ZINC-PL. ELBOW	094749	3
20	FITTING, 1/2NPT MALE-3/4 HOSE BARB	035621	5
21	HEATER, EH-380-200-G11/2"TA-2X400V TERMO	511737	1
22	FILTER, RESAW TANK SUCTION	P20210	1
23	BUSHING, 1/2 TO 1	P20239	1
24	CLAMP, HI-GRIP 22-30 MM	F81095-3	6
25	NIPPLE, AGR DN20 3/4"	505066	2

REF.	DESCRIPTION (◆ Indicates Parts Available In Assemblies Only)	PART#	QTY	
26	FITTING, 3/4" ID BSP MALE QUICK DISCONNECT	505065	1	
27	FITTING, 3/4" ID BSP FEMALE QUICK DISCONNECT	505064	1	
28	FITTING, 1/2" 80MM THREAD ZINC-PLATED	511417	1	
29	FITTING, UNF-BSP 3/4-3/8 HYDRAULIC	714746	1	
30	FITTING, 3/8" ID BSP MALE QUICK DISCONNECT	504966	1	
31	FITTING, 3/8" ID BSP FEMALE QUICK DISCONNECT	504965	1	
32	HOSE, 2G1/2X0,30 W3/4UNF-W3/4UNF HYDRAULIC	512176	1	
33	CAP, 3/8" W/DIPSTICK	507166	1	
34	ELBOW, 1/2" ZINC-PLATED	511419	1	
35	HOSE, 3/4 L=0.86	094790_0-8	1	
36	PLUG, R 1 1/2 THREADED	512574	1	
37	WASHER, 13 FLAT ZINC	F81056-1	8	
38	NUT, M12 8 HEX NYLON ZINC LOCK	F81034-2	4	
39	BOLT, M12X30 8.8 HEX HEAD FULL THREAD ZINC	F81004-22	4	
40	BOLT, 1/4-20X3/4 FT HHC	F05005-1	2	
41	WASHER, 10.5 FLAT ZINC	F81055-1	4	
42	NUT, 3/8-16 HEX NYLON LOCK	F05010-10	8	



8.2 Hydraulic Box

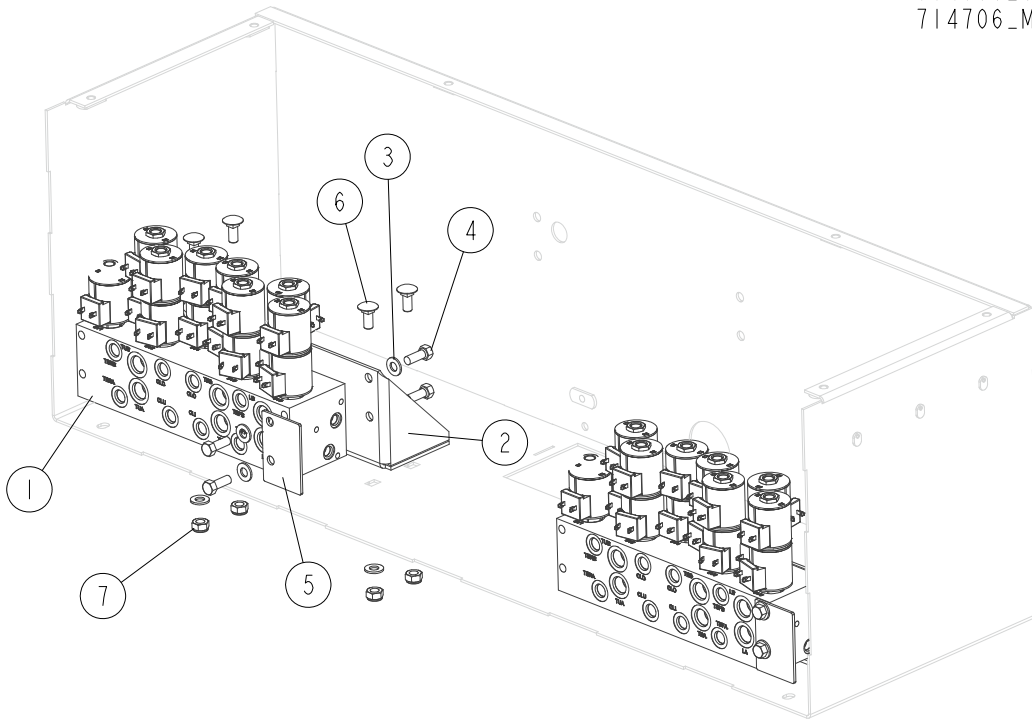


REF.	DESCRIPTION (◆ Indicates Parts Available in Assemblies Only)	PART#	QTY
1	BOX, HYDRAULIC	710924-1	1
2	GROMMET, 55 MM DIA. RUBBER	085614	2
3	COVER, HYDRAULIC BOX	710927-1	1

REF.	DESCRIPTION (◆ Indicates Parts Available In Assemblies Only)	PART#	QTY	
4	TRAY, OIL LEAK	710989-1	1	
5	WASHER, 8.4 FLAT ZINC	F81054-1	14	
6	BOLT, M8X16-8.8-B HEX HEAD FULL THREAD ZINC	F81002-20	4	
7	BOLT, M8X12-8.8 HEX HEAD FULL THREAD ZINC	F81002-6	8	
8	PLATE, HYDRAULIC VALVE SECTION COVER	711345-1	1	
9	NUT, M8 8 HEX NYLON ZINC LOCK	F81032-2	2	
10	GLAND, DP21/H CABLE	F81096-3	2	
11	CAP, PG21 CABLE GLAND GREY	518144	1	
12	WASHER, 10.5 FLAT ZINC	F81055-1	8	
13	BOLT, M10X25 8.8 HEX HEAD FULL THREAD ZINC	F81003-11	4	
14	NUT, M10-8-B HEX NYLON ZINC LOCK	F81033-1	4	

8.3 Hydraulic Valve Mount

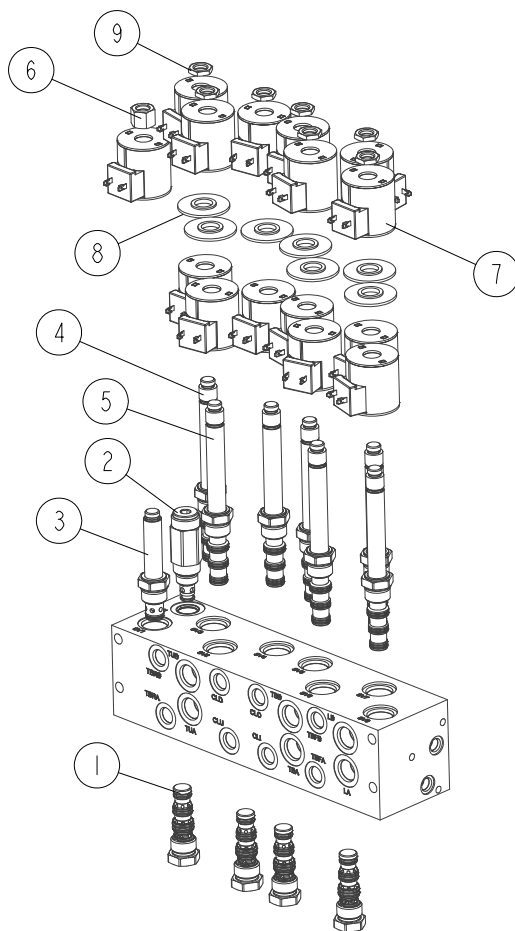
714706\_002  
714706\_Manual



REF.	DESCRIPTION (◆ Indicates Parts Available In Assemblies Only)	PART#	QTY
1	VALVE, 24V 7-STATION HYDRAULIC EXPANDABLE <a href="#">See Section 8.4</a>	025689	2
2	BRACKET, HYDRAULIC VALVE MOUNT	711333-1	2
3	WASHER, 10.5 FLAT ZINC	F81055-1	18
4	BOLT, 3/8-16X1 HH	F05007-7	10
5	PLATE, COVER	711337-1	2
6	BOLT, M10X25-8.8 CARRIAGE HEAD ZINC	F81003-59	8
7	NUT, M10-8-B HEX NYLON ZINC LOCK	F81033-1	8

### 8.4 Hydraulic Valve

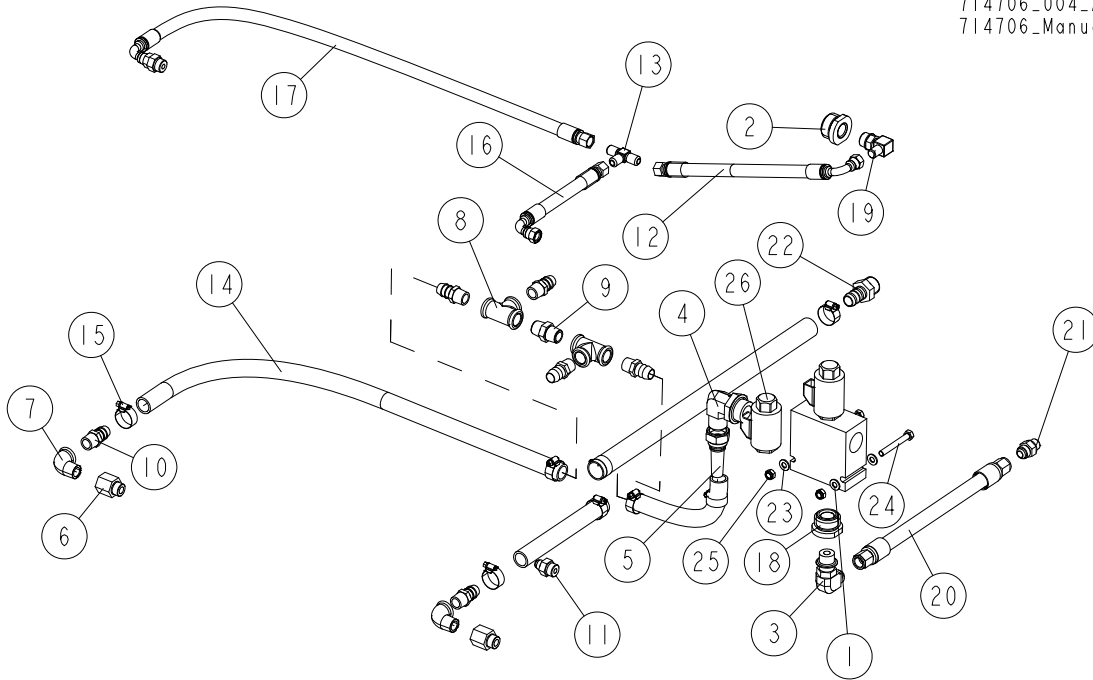
714706\_003  
714706\_Manual



REF.	DESCRIPTION (◆ Indicates Parts Available In Assemblies Only)	PART#	QTY
	<b>VALVE, 24V 7-STATION EXPANDABLE HYDRAULIC</b>	<b>025689</b>	<b>1</b>
1	VALVE, DUAL PO CHECK	025832	4
2	VALVE, RELIEF	025833	1
3	VALVE, 2-WAY, NORMALLY OPEN (LESS COIL)	025831	1
4	VALVE, 4-WAY 3-POSITION, MOTOR SPOOL (LESS COILS)	025829	4
5	VALVE, 4-WAY 3-POSITION, CLOSED CENTER (LESS COILS)	025830	3
6	NUT, COIL (SV10-21)	025836	1
7	COIL, 24V DC	025835	15
8	SPACER, COIL	025838	7
9	NUT, COIL (SV10-47)	025837	7

## 8.5 Hydraulic Box Hoses

714706\_004\_A  
714706\_Manual



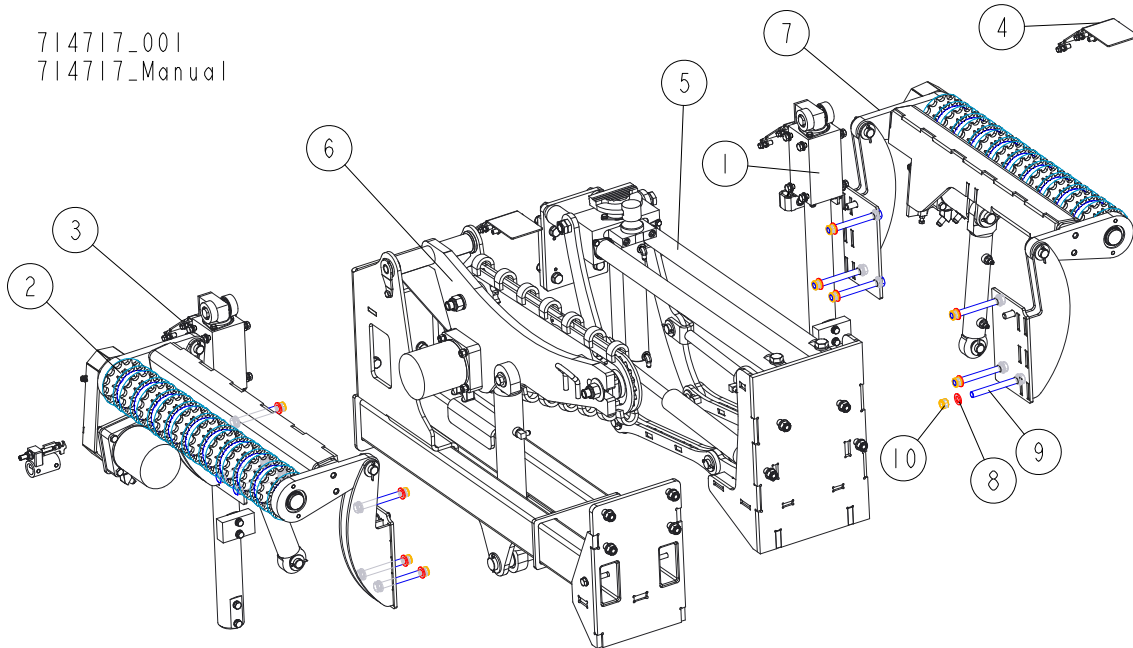
REF.	DESCRIPTION (◆ Indicates Parts Available In Assemblies Only)	PART #	QTY
1	VALVE, PROPORTIONAL PV72-30A	068273	1
2	FITTING, 1 5/16"UNF MALE - 3/4" UNF FEMALE	510836	1
3	FITTING, #10SAE-1/2JIC 90 ELBOW	042784	1
4	FITTING, 1 5/16" UNF - 1.1/16" JIC ELBOW W/JAM NUT	530192	1
5	FITTING, 1 1/16"JIC HOSE 19 HYDRAULIC	530195	1
6	FITTING, #8SAE-1/2NPT FEMALE ADAPTER	035620	2
7	FITTING, A4 WZ 1/2" ZINC-PLATED ELBOW	094749	2
8	FITTING, B1 1/2" TEE ZINC-PLATED	094750	2
9	NIPPLE, N8 1/2" MALE ZINC-PLATED	094751	1
10	FITTING, 1/2NPT MALE-3/4 HOSE BARB	035621	6
11	FITTING, 8SAE-6JIC	P12703	2
12	HOSE, 2G3/8X380 W9/16UNF-90W9/16UNF HYDRAULIC	710951	1
13	FITTING, 3/8 JIC TEE	015487	1
14	HOSE, 20 MM (3/4") DIA. OILPROOF PN86/C-94250	094790_	1
15	CLAMP, HI-GRIP 22-30 MM	F81095-3	8
16	HOSE, 2G3/8X150 W9/16UNF-90W9/16UNF HYDRAULIC	710952	1
17	HOSE, 2G3/8X850 W9/16UNF-90W9/16UNF HYDRAULIC	711344	1
18	FITTING, 1 5/16" MALE - 7/8" FEMALE	510837	1
19	FITTING, SAE8-9/16 JIC ELBOW	094610	1
20	HOSE, 2G 1/2X3.0 W3/4UNF-W3/4UNF HYDRAULIC	711191	1
21	FITTING, UNF-BSPP 3/4-3/8 HYDRAULIC	714746	1
22	NIPPLE, AGR DN20 3/4"	505066	1
23	WASHER, 8.4 FLAT ZINC	F81054-1	4
24	BOLT, M8X65 5.8 HEX HEAD ZINC	F81002-3	2
25	NUT, M8-8-B HEX NYLON ZINC LOCK	F81032-2	2

REF.	DESCRIPTION (◆ Indicates Parts Available In Assemblies Only)	PART #	QTY	
26	DRIVER ASSEMBLY, EVDR-0201 8 PIN PROPORTIONAL VALVE	068227	1	

## SECTION 9 HYDRAULIC KITS

### 9.1 HS1 Hydraulic Kit

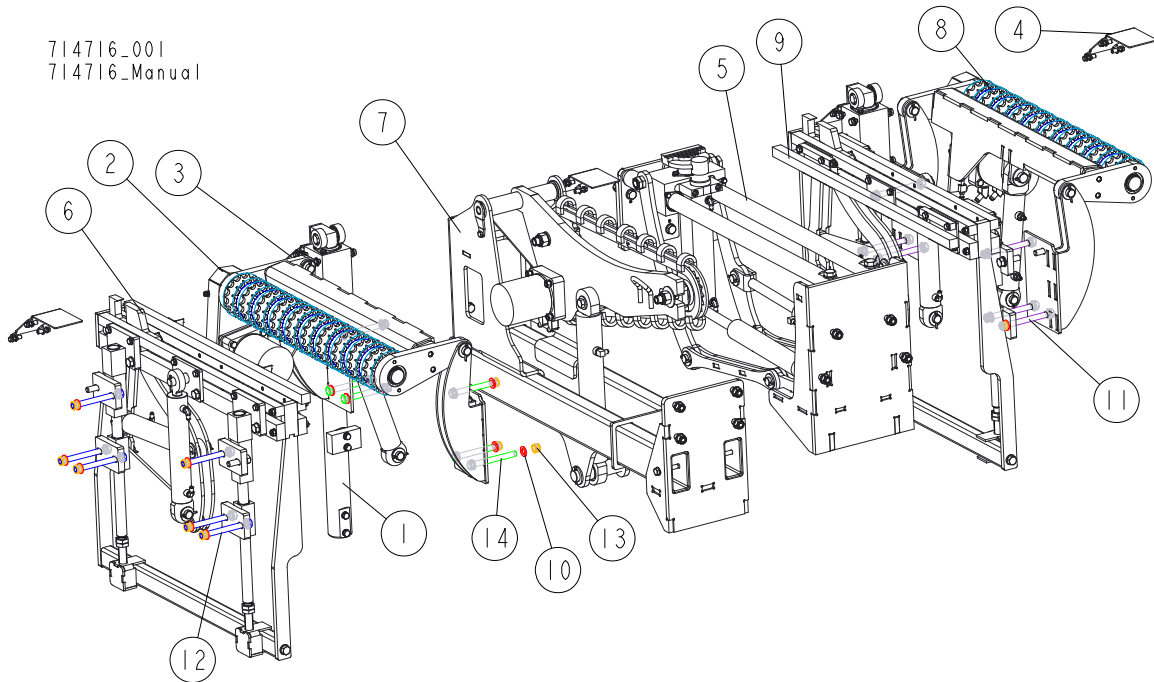
714717\_001  
 714717\_Manual



REF.	DESCRIPTION (◆ Indicates Parts Available In Assemblies Only)	PART#	QTY
	<b>HS1 HYDRAULIC KIT</b>	<b>714717</b>	<b>1</b>
1	SUPPORT, SIDE - COMPLETE <a href="#">See Section 9.6</a>	713114	2
2	ROLLER, LEFT DRIVEN LOG LEVELLING <a href="#">See Section 9.11</a>	711517	1
3	COVER, CROSS BEAM - COMPLETE <a href="#">See Section 7.3</a>	713150	2
4	PLATE, CROSS BEAM COVER - COMPLETE <a href="#">See Section 7.2</a>	713152	4
5	CLAMP, WB2000 MIDDLE <a href="#">See Section 9.9</a>	713762	1
6	TURNER, WB2000 CHAIN - COMPLETE <a href="#">See Section 9.14</a>	713772	1
7	ROLLER, DRIVEN LOG LEVELLING <a href="#">See Section 9.11</a>	710750	1
8	WASHER, 17 SPLIT LOCK ZINC	F81058-1	24
9	BOLT, M16X150 HEX HEAD ZINC	F81006-9	12
10	NUT, M16-8 HEX NYLON ZINC LOCK	F81036-2	12

**9.2 HS2 Hydraulic Kit**

714716\_001  
 714716\_Manual

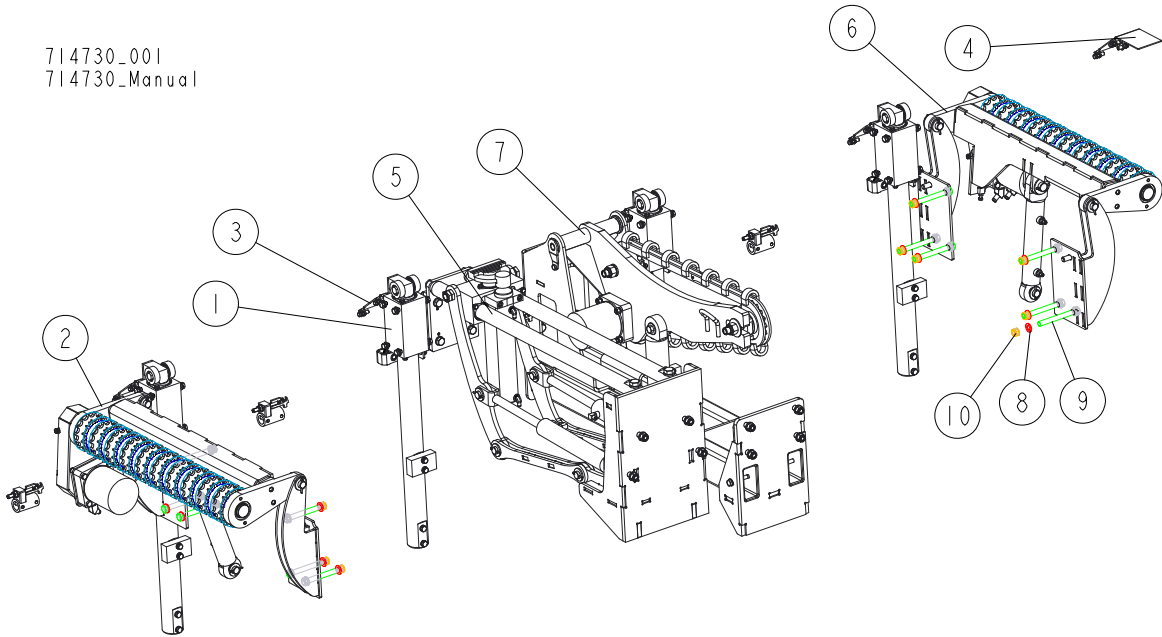


REF.	DESCRIPTION (◆ Indicates Parts Available In Assemblies Only)	PART#	QTY
	<b>HS2 HYDRAULIC KIT</b>	<b>714716</b>	<b>1</b>
1	SUPPORT, SIDE - COMPLETE <a href="#">See Section 9.6</a>	713114	2
2	ROLLER, LEFT DRIVEN LOG LEVELLING <a href="#">See Section 9.11</a>	711517	1
3	COVER, CROSS BEAM - COMPLETE <a href="#">See Section 7.3</a>	713150	2
4	PLATE, CROSS BEAM COVER - COMPLETE <a href="#">See Section 7.2</a>	713152	4
5	CLAMP, WB2000 MIDDLE <a href="#">See Section 9.9</a>	713762	1
6	CLAMP, RIGHT PULL-DOWN - COMPLETE <a href="#">See Section 9.14</a>	710777	1
7	TURNER, WB2000 CHAIN - COMPLETE <a href="#">See Section 9.10</a>	713772	1
8	ROLLER, DRIVEN LOG LEVELLING <a href="#">See Section 9.11</a>	710750	1
9	CLAMP, LEFT PULL-DOWN - COMPLETE	710776	1
10	WASHER, 17 SPLIT LOCK ZINC	F81058-1	36
11	BOLT, M16X170 HEX HEAD ZINC	F81006-39	6
12	BOLT, M16X160 HEX HEAD ZINC	F81006-20	6
13	NUT, M16-8 HEX NYLON ZINC LOCK	F81036-2	18
14	BOLT, M16X150 HEX HEAD ZINC	F81006-9	6



### 9.3 HS3 Hydraulic Kit

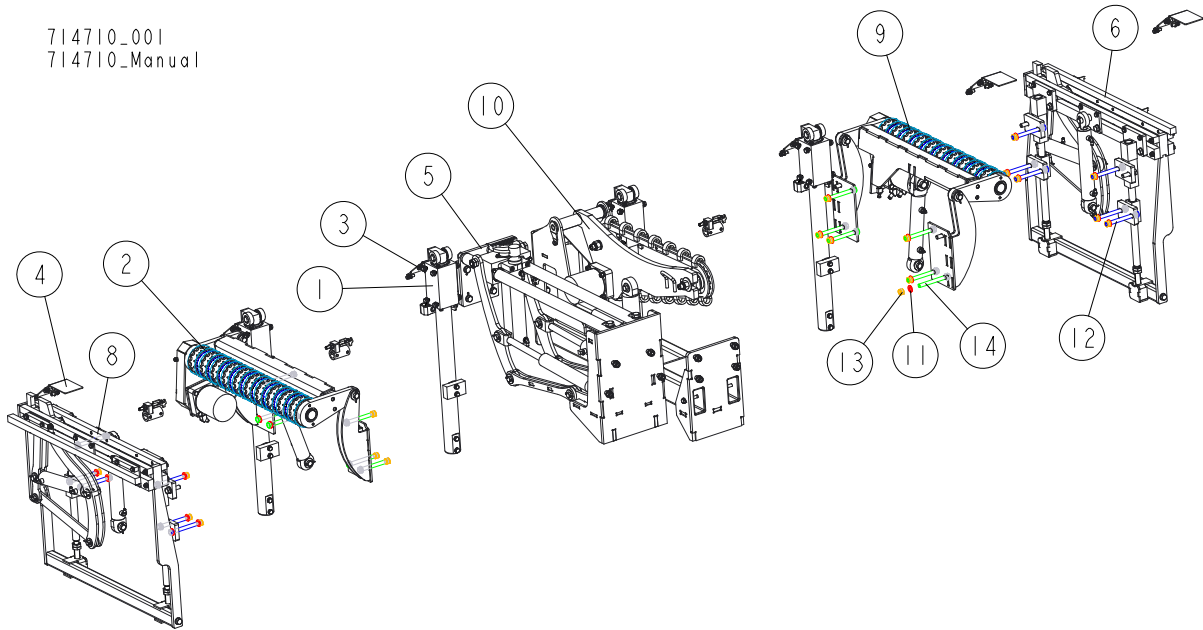
714730\_001  
 714730\_Manual



REF.	DESCRIPTION (◆ Indicates Parts Available In Assemblies Only)	PART#	QTY
	<b>HS3 HYDRAULIC KIT</b>	<b>714730</b>	<b>1</b>
1	SUPPORT, SIDE - COMPLETE <a href="#">See Section 9.6</a>	713114	4
2	ROLLER, LEFT DRIVEN LOG LEVELLING <a href="#">See Section 9.11</a>	711517	1
3	COVER, CROSS BEAM - COMPLETE <a href="#">See Section 7.3</a>	713150	4
4	PLATE, CROSS BEAM COVER - COMPLETE <a href="#">See Section 7.2</a>	713152	4
5	CLAMP, WB2000 MIDDLE <a href="#">See Section 9.9</a>	713762	1
6	ROLLER, DRIVEN LOG LEVELLING <a href="#">See Section 9.11</a>	710750	1
7	TURNER, WB2000 CHAIN - COMPLETE <a href="#">See Section 9.10</a>	713772	1
8	WASHER, 17 SPLIT LOCK ZINC	F81058-1	24
9	BOLT, M16X150 HEX HEAD ZINC	F81006-9	12
10	NUT, M16-8 HEX NYLON ZINC LOCK	F81036-2	12

9.4 HS4 Hydraulic Kit

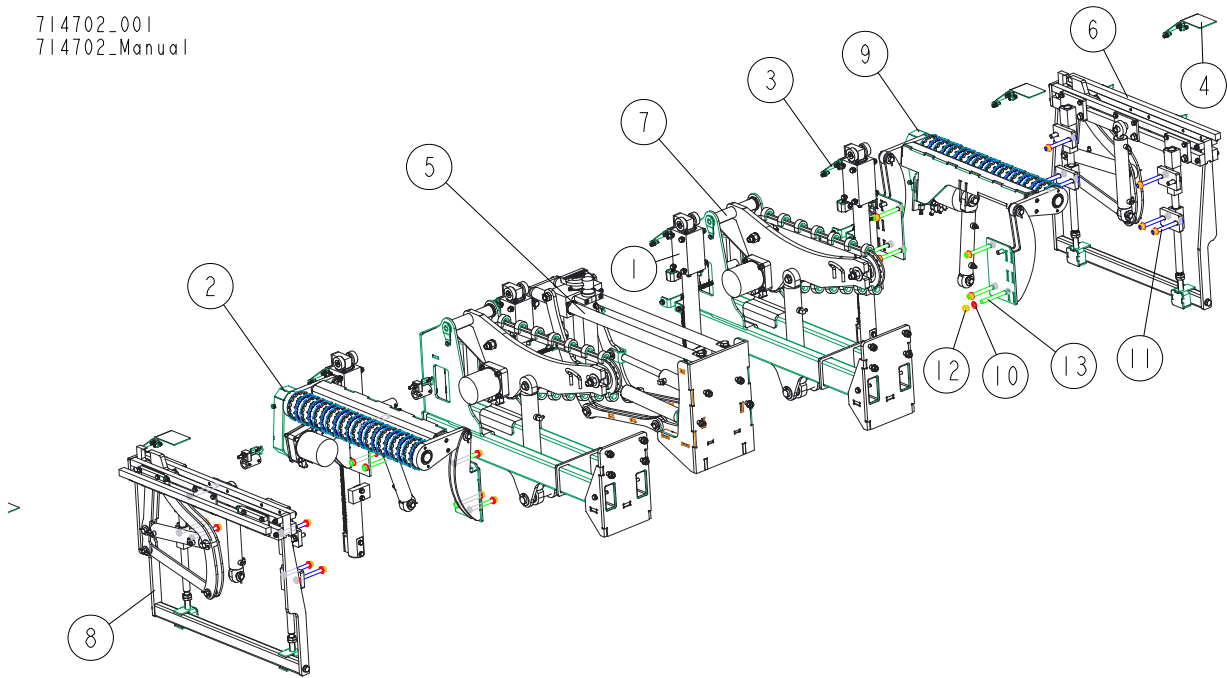
714710\_001  
714710\_Manual



REF.	DESCRIPTION (◆ Indicates Parts Available In Assemblies Only)	PART#	QTY
	<b>HS4 HYDRAULIC KIT</b>	<b>714710</b>	<b>1</b>
1	SUPPORT, SIDE - COMPLETE <a href="#">See Section 9.6</a>	713114	2
2	ROLLER, LEFT DRIVEN LOG LEVELLING <a href="#">See Section 9.11</a>	711517	1
3	COVER, CROSS BEAM - COMPLETE <a href="#">See Section 7.3</a>	713150	4
4	PLATE, CROSS BEAM COVER - COMPLETE <a href="#">See Section 7.2</a>	713152	4
5	CLAMP, WB2000 MIDDLE <a href="#">See Section 9.9</a>	713762	1
6	CLAMP, RIGHT PULL-DOWN - COMPLETE <a href="#">See Section 9.14</a>	710777	1
7	SUPPORT, SIDE - COMPLETE <a href="#">See Section 9.6</a>	713114	2
8	CLAMP, LEFT PULL-DOWN - COMPLETE <a href="#">See Section 9.14</a>	710776	1
9	ROLLER, DRIVEN LOG LEVELLING <a href="#">See Section 9.11</a>	710750	1
10	TURNER, WB2000 CHAIN - COMPLETE <a href="#">See Section 9.10</a>	713772	1
11	WASHER, 17 SPLIT LOCK ZINC	F81058-1	42
12	BOLT, M16X160 HEX HEAD ZINC	F81006-20	12
13	NUT, M16-8 HEX NYLON ZINC LOCK	F81036-2	24
14	BOLT, M16X150 HEX HEAD ZINC	F81006-9	12

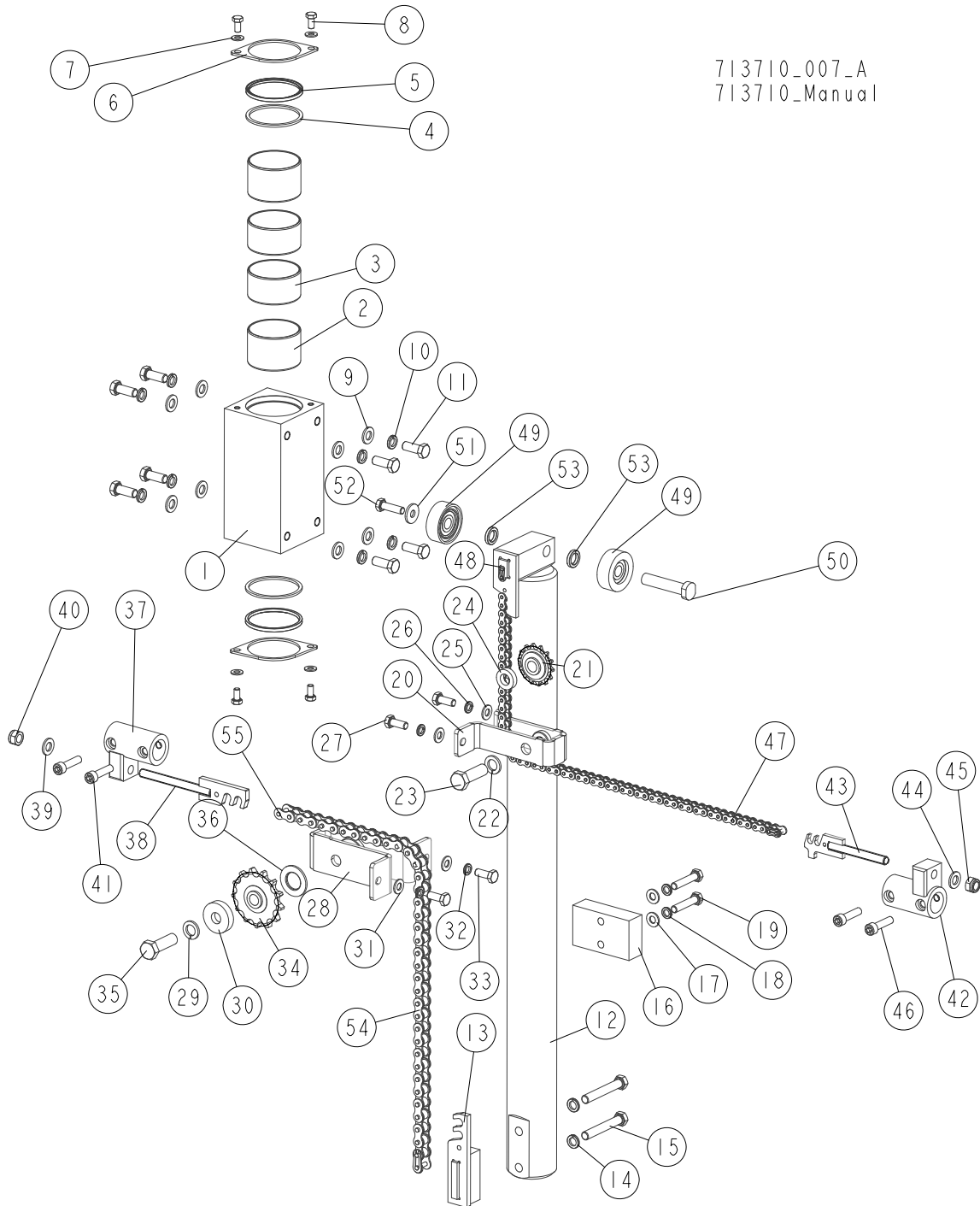
## 9.5 HS5 Hydraulic Kit

714702\_001  
714702\_Manual



REF.	DESCRIPTION (◆ Indicates Parts Available In Assemblies Only)	PART#	QTY
	<b>HS5 HYDRAULIC KIT</b>	<b>714702</b>	<b>1</b>
1	SUPPORT, SIDE - COMPLETE <a href="#">See Section 9.6</a>	713114	4
2	ROLLER, LEFT DRIVEN LOG LEVELLING <a href="#">See Section 9.11</a>	711517	1
3	COVER, CROSS BEAM - COMPLETE <a href="#">See Section 7.3</a>	713150	4
4	PLATE, CROSS BEAM COVER - COMPLETE <a href="#">See Section 7.2</a>	713152	4
5	CLAMP, WB2000 MIDDLE <a href="#">See Section 9.9</a>	713762	1
6	CLAMP, RIGHT PULL-DOWN - COMPLETE <a href="#">See Section 9.14</a>	710777	1
7	TURNER, WB2000 CHAIN - COMPLETE <a href="#">See Section 9.10</a>	713772	2
8	CLAMP, LEFT PULL-DOWN - COMPLETE <a href="#">See Section 9.14</a>	710776	1
9	ROLLER, DRIVEN LOG LEVELLING <a href="#">See Section 9.11</a>	710750	1
10	WASHER, 17 SPLIT LOCK ZINC	F81058-1	48
11	BOLT, M16X160 HEX HEAD ZINC	F81006-20	12
12	NUT, M16-8 HEX NYLON ZINC LOCK	F81036-2	24
13	BOLT, M16X150 HEX HEAD ZINC	F81006-9	12

**9.6 Log Side Support**



713710\_007\_A  
713710\_Manual

REF.	DESCRIPTION (◆ Indicates Parts Available In Assemblies Only)	PART#	QTY
	<b>SUPPORT, SIDE - COMPLETE</b>	<b>713114</b>	<b>1</b>
	<b>BLOCK, SIDE SUPPORT GUIDE - COMPLETE</b>	<b>713108</b>	<b>1</b>
	<b>BLOCK, SIDE SUPPORT GUIDE W/BUSHINGS</b>	<b>713107-1</b>	<b>1</b>
1	BLOCK, SIDE SUPPORT GUIDE	713146	1
2	BUSHING, 7050BS SELF-LUBRICATING	713131	2
3	BUSHING, 7040BS SELF-LUBRICATING	713130	2
4	WASHER, 71/80-3	713133	2
5	WIPER, ZZ 70X80X5/7 NBR	713134	2

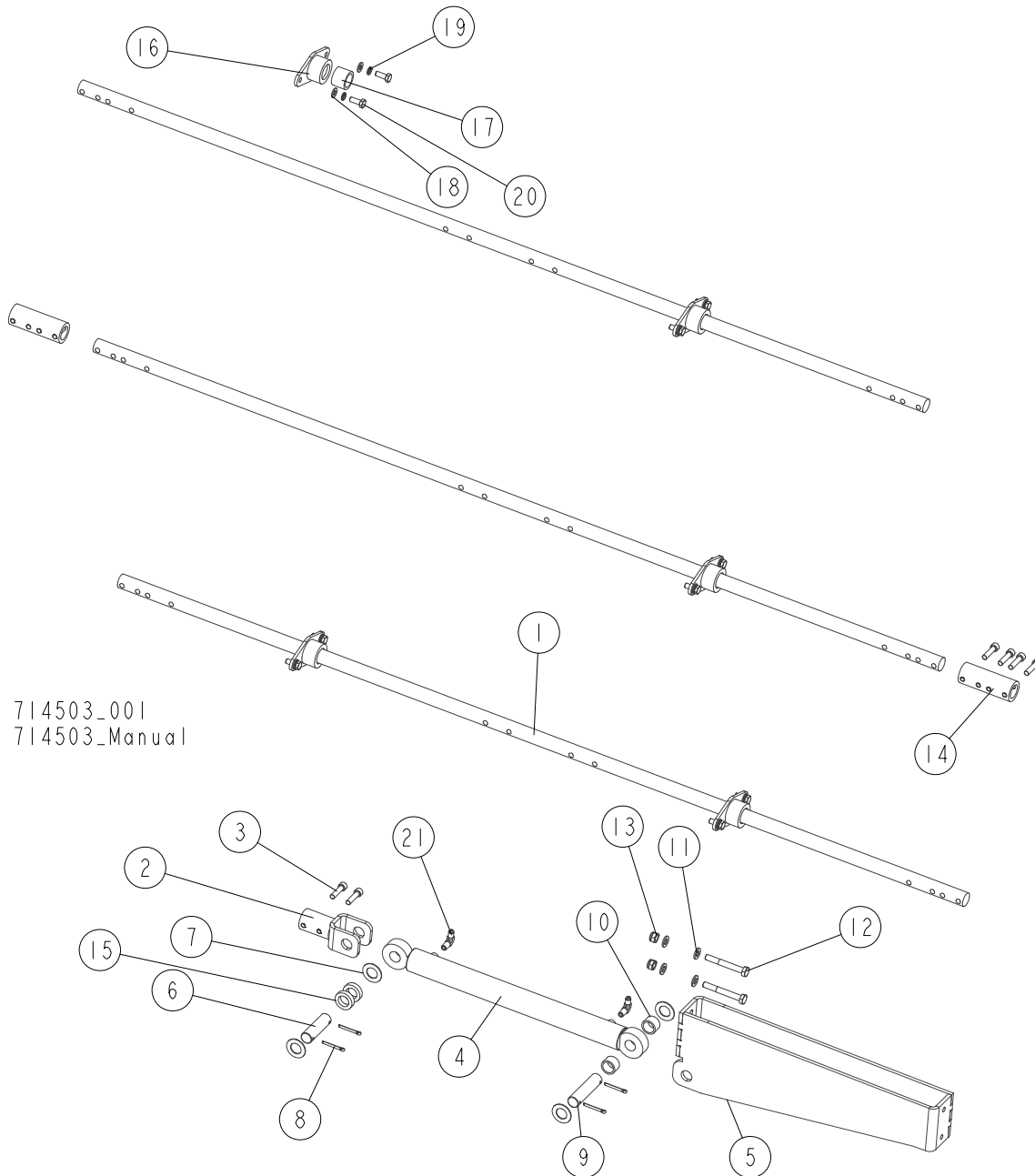
REF.	DESCRIPTION (◆ Indicates Parts Available In Assemblies Only)	PART#	QTY
6	PLATE, COVER	713132-1	2
7	WASHER, 8.4 FLAT ZINC	F81054-1	4
8	BOLT, M8X16-8.8-B HEX HEAD FULL THREAD ZINC	F81002-20	4
9	WASHER, 13 FLAT ZINC	F81056-1	8
10	WASHER, Z12.2 SPLIT LOCK ZINC	F81056-2	8
11	BOLT, M12X30 8.8 HEX HEAD FULL THREAD ZINC	F81004-22	8
12	SUPPORT WELDMENT, SIDE	711965-1	1
13	BRACKET, CHAIN	714767-1	1
14	WASHER, Z12.2 SPLIT LOCK ZINC	F81056-2	2
15	BOLT, M12X80-8.8 HEX HEAD ZINC	F81004-46	2
16	BLOCK, SIDE SUPPORT POLYAMIDE	713106	1
17	WASHER, 10.5 FLAT ZINC	F81055-1	2
18	WASHER, Z 10.2 SPLIT LOCK ZINC	F81055-2	2
19	BOLT, M10X50-8.8 HEX HEAD FULL THREAD ZINC	F81003-4	2
	<b>SPROCKET ASSEMBLY</b>	<b>711976</b>	<b>1</b>
20	BRACKET WELDMENT, LEFT SPROCKET MOUNT	713099-1	1
21	SPROCKET, 08B Z=14	711991	1
22	WASHER, 16.3 SPLIT LOCK ZINC	F81058-2	1
23	BOLT, M16X50-8.8 HEX HEAD FULL THREAD ZINC	F81006-38	1
24	WASHER, 16.5/30-6 ZINC-PLATED	711977-1	1
25	WASHER, 10.5 FLAT ZINC	F81055-1	2
26	WASHER, Z 10.2 SPLIT LOCK ZINC	F81055-2	2
27	BOLT, M10X25 8.8 HEX HEAD FULL THREAD ZINC	F81003-11	2
	<b>COMPLETE SPROCKET</b>	<b>714758</b>	<b>1</b>
28	BRACKET WELDMENT, SPROCKET LEFT MOUNT	714759-1	1
29	WASHER, 16.3 SPLIT LOCK ZINC	F81058-2	1
30	BUSHING, SPECIAL	714776-1	1
31	WASHER, 10.5 FLAT ZINC	F81055-1	2
32	WASHER, Z10.2 SPLIT LOCK ZINC	F81055-2	2
33	BOLT, M10X25 8.8 HEX HEAD FULL THREAD ZINC	F81003-11	2
34	SPROCKET, 12B1 Z=13	713045	1
35	BOLT, M16X50-8.8 HEX HEAD FULL THREAD ZINC	F81006-38	1
36	WASHER, 26X45X3	714775	1
	<b>TENSIONER, CHAIN - COMPLETE</b>	<b>714762</b>	<b>1</b>
37	BRACKET WELDMENT, CHAIN TENSIONER	713094-1	1
38	TENSIONER, 12B CHAIN	714764-1	1
39	WASHER, 13 FLAT ZINC	F81056-1	1
40	NUT, M12-8 HEX NYLON ZINC LOCK	F81034-2	1
41	SCREW, M10X40-8.8 HEX SOCKET HEAD CAP ZINC	F81003-22	2
	<b>TENSIONER ASSEMBLY, CHAIN</b>	<b>711984</b>	<b>1</b>
42	BRACKET WELDMENT, CHAIN TENSIONER	713094-1	1
43	TENSIONER, CHAIN	711641-1	1
44	WASHER, 13 FLAT ZINC	F81056-1	1
45	NUT, M12 8 HEX NYLON ZINC LOCK	F81034-2	1
46	SCREW, M10X40-8.8 HEX SOCKET HEAD CAP ZINC	F81003-22	2
47	CHAIN, 08B-1, L=710.5MM IWIS	713637	1
48	LINK, 08B-1PZ MASTER	091625	2
49	ROLLER ASSEMBLY, SIDE SUPPORT	015014-1	2

# 9 HYDRAULIC KITS

## *Log Side Support*

REF.	DESCRIPTION (◆ Indicates Parts Available In Assemblies Only)	PART#	QTY	
50	BOLT, WB2000 SIDE SUPPORT	714661-1	1	
51	WASHER, 10.5 SPECIAL FLAT ZINC	F81055-6	1	
52	BOLT, M10X35 8.8 HEX HEAD FULL THREAD ZINC	F81003-17	1	
53	BUSHING	095937-1	2	
54	CHAIN, 12B-1 L=680MM	714761	1	
55	LINK, 12B-1PZ MASTER	090713	2	

## 9.7 Side Support Drive Assembly



714503\_001  
714503\_Manual

REF.	DESCRIPTION (◆ Indicates Parts Available In Assemblies Only)	PART #	QTY	QTY
	<b>DRIVE ASSEMBLY, SIDE SUPPORT ("M" FRAME)</b>	<b>711989</b>	<b>1</b>	<b>-</b>
	<b>DRIVE ASSEMBLY, SIDE SUPPORT ("S" FRAME)</b>	<b>714670</b>	<b>-</b>	<b>1</b>
1	ROD, SIDE SUPPORT DRIVE	713828-1	4	3
2	BRACKET WELDMENT, CYLINDER	713101-1	1	1
3	SCREW, M10X40-8.8 HEX SOCKET HEAD CAP ZINC	F81003-22	14	10
4	CYLINDER, CJ-S411-16-40/28/350 HYDRAULIC	710784 <sup>1</sup>	1	1
5	BRACKET, HYDRAULIC CYLINDER	713750-1	1	1
6	PIN, 25X85.5	713111-1	1	1
7	WASHER, 25.1X44X2	711319	4	4
8	PIN, S-FE 5X40 COTTER	F81043-31	4	4



# HYDRAULIC KITS

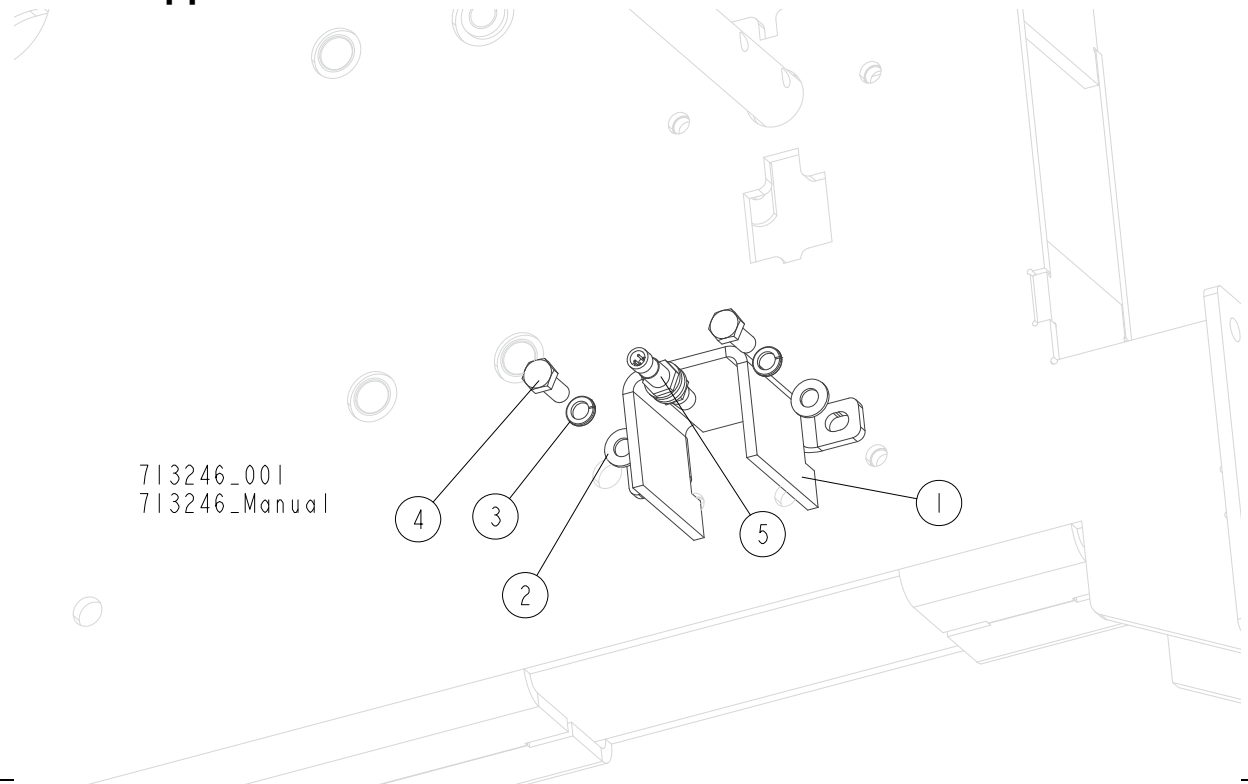
## Side Support Drive Assembly

REF.	DESCRIPTION (◆ Indicates Parts Available In Assemblies Only)	PART #	QTY	QTY
9	PIN, 25X107.5	713112-1	1	1
10	BUSHING, 25.5/30-18 ZINC-PLATED	502645-1	2	2
11	WASHER, 13 FLAT ZINC	F81056-1	4	4
12	BOLT, M12X90 8.8 HEX HEAD ZINC	F81004-2	2	2
13	NUT, M12 8 HEX NYLON ZINC LOCK	F81034-2	2	2
14	BUSHING, SIDE SUPPORT DRIVE	711996-1	3	2
15	BUSHING, 25.8/36-10 ZINC-PLATED	088074-1	2	2
	<b>BUSHING ASSEMBLY, ROD SLIDE</b>	<b>713098</b>	<b>8</b>	<b>6</b>
16	BUSHING WELDMENT, ROD SLIDE	711988-1	1	1
17	BUSHING, 30.1/40-30	711985	1	1
18	WASHER, 10.5 FFLAT ZINC	F81055-1	2	2
19	WASHER, Z 10.2 SPLIT LOCK ZINC	F81055-2	2	2
20	BOLT, M10X25 8.8 HEX HEAD FULL THREAD ZINC	F81003-11	2	2
21	FITTING, 1/4NPTX1/4JIC MALE ELBOW	P09142	2	2

<sup>1</sup> Seal kit - 714911



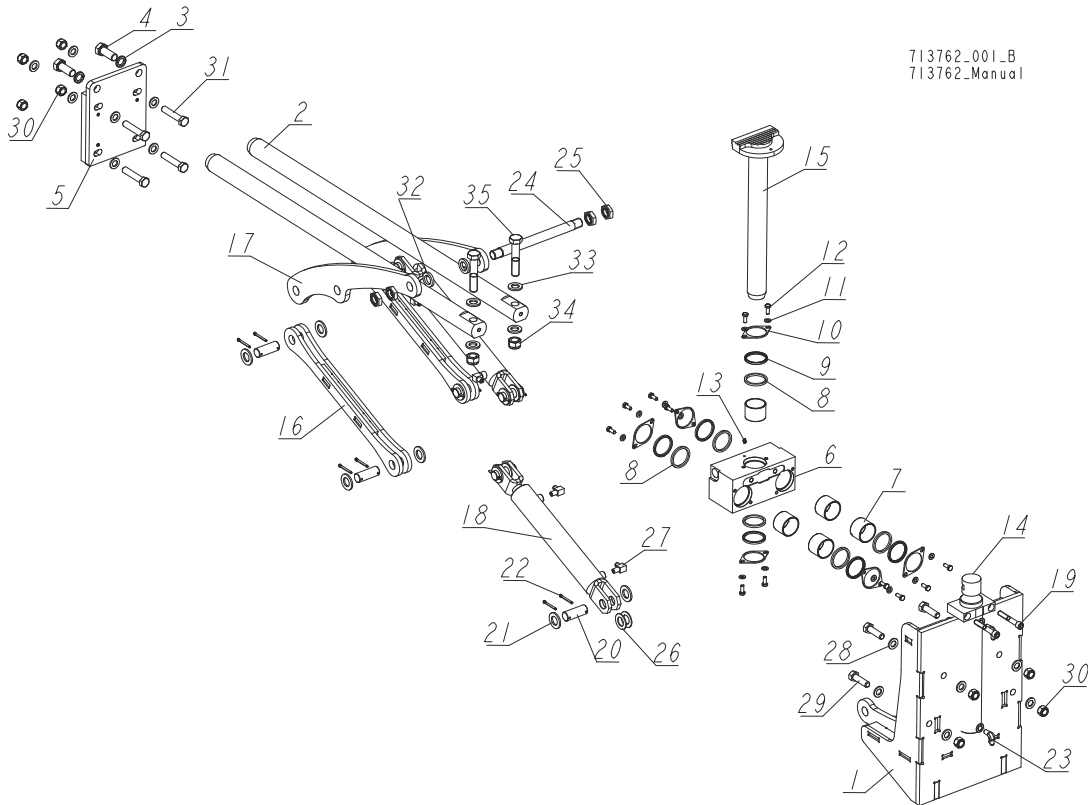
**9.8 Side Support Sensor**



REF.	DESCRIPTION (◆ Indicates Parts Available In Assemblies Only)	PART #	QTY
	<b>SENSOR, SIDE SUPPORT - COMPLETE</b>	<b>713246</b> <sup>1</sup>	<b>1</b>
1	GUARD, SIDE SUPPORT SENSOR	713218-1	1
2	WASHER, 10.5 FLAT ZINC	F81055-1	2
3	WASHER, Z10.2 SPLIT LOCK ZINC	F81055-2	2
4	BOLT, M10X25 8.8 HEX HEAD FULL THREAD ZINC	F81003-11	2
5	SENSOR, BES M12MG-PSC80F-S04G INDUCTIVE	093168	1

<sup>1</sup> Not in the ECO version

**9.9 WB2000 Middle Log Clamp**



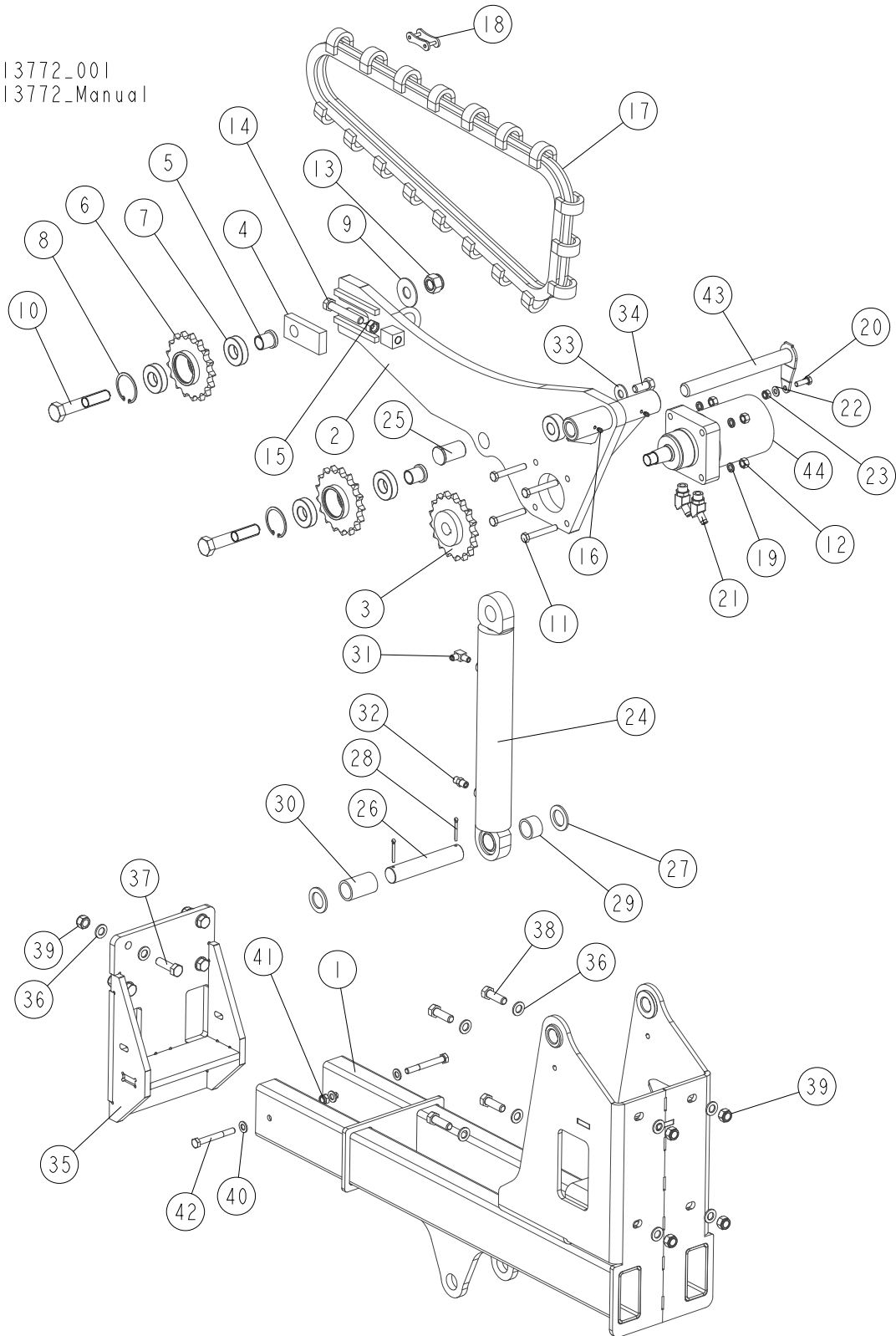
713762\_001\_B  
713762\_Manual

REF.	DESCRIPTION (◆ Indicates Parts Available In Assemblies Only)	PART#	QTY
-	<b>CLAMP, WB2000 MIDDLE</b>	713762	1
1	MOUNT WELDMENT, MIDDLE CLAMP	713763-1	1
2	ROD, LOG CLAMP HORIZONTAL	710731	2
3	WASHER, 20.5 SPLIT LOCK ZINC	F81059-1	2
4	BOLT, M20X50-8.8-B HEX HEAD FULL THREAD ZINC	F81007-17	2
5	PLATE, MOUNTING	713771-1	1
-	BLOCK, STEEL W/BUSHINGS - COMPLETE	711599	1
-	BLOCK, STEEL W/BUSHINGS	711598-1	1
6	BLOCK, STEEL	711577	1
7	BUSHING, 5040BS SELF-LUBRICATING	088660	6
8	WASHER, 51/60-5	089324	6
9	RING, ZZ 50X60X5/7 NBR WIPER	088587	6
10	PLATE, COVER	088887-1	6
11	WASHER, 8.4 FLAT ZINC	F81054-1	12
12	BOLT, M8X20 8.8 HEX HEAD FULL THREAD ZINC	F81002-4	12
13	FITTING, 3/16X3/16 STRAIGHT GREASE	P04107	1
14	CYLINDER, CJ-S582-16-50/35/300 HYDRAULIC	711617	1
15	ROD ASSEMBLY, VERTICAL	710735-1	1
16	ARM WELDMENT, LOG CLAMP	711580-1	2
17	ARM, LOG CLAMP	711602-1	2
18	CYLINDER, CJ-S606-16-50/28/250 HYDRAULIC	711594	2
19	SCREW, M12X80-8.8 HEX SOCKET HEAD CAP ZINC	F81004-20	2

REF.	DESCRIPTION (◆ Indicates Parts Available In Assemblies Only)	PART#	QTY	
20	PIN, 25X67	711605-1	8	
21	WASHER, 25 ZINC-PLATED	F81061-3	16	
22	PIN, S-FE 5X40 COTTER	F81043-31	16	
23	FITTING, 1/4NPTX1/4JIC MALE ELBOW	P09142	2	
24	SHAFT, MAIN CLAMP	711606-1	1	
25	NUT, M24-04-B HEX THIN ZINC	F81039-3	4	
26	WASHER, 25.1X44X2	711319	8	
27	FITTING, 3/8JIC-1/4NPT 90L	015491	4	
28	WASHER, 17 SPLIT LOCK ZINC	F81058-1	15	
29	BOLT, M16X55-8.8 HEX HEAD FULL THREAD ZINC	F81006-61	4	
30	NUT, M16-8 HEX NYLON ZINC LOCK	F81036-2	8	
31	BOLT, M16X80-8.8 HEX HEAD FULL THREAD ZINC	F81006-11	4	
32	BUSHING, 25.5/40-6 POLYAMIDE	715717	2	
33	WASHER, 21 FLAT ZINC	F81059-2	4	
34	NUT, M20-8-A DIN985 HEX NYLON ZINC LOCK	F81037-2	2	
35	BOLT, M20X100-8.8 HEX HEAD ZINC	F81007-6	2	

**9.10 Chain Log Turner**

713772\_001  
713772\_Manual

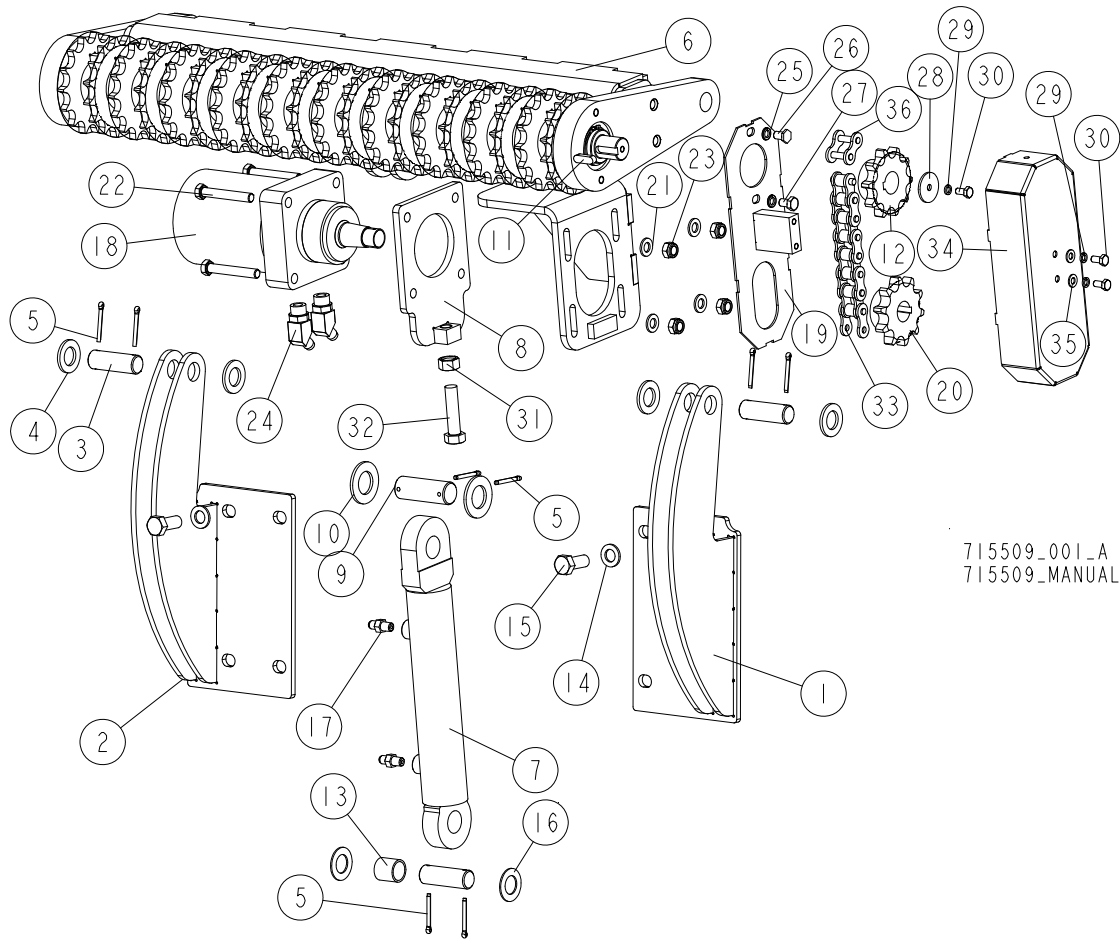


REF.	DESCRIPTION (◆ Indicates Parts Available In Assemblies Only)	PART#	QTY
	<b>TURNER, WB2000 CHAIN - COMPLETE</b>	<b>713772</b>	<b>1</b>
<b>1</b>	MOUNT WELDMENT, CHAIN TURNER	713773-1	1
	<b>TURNER, WB2000 CHAIN</b>	<b>710490</b>	<b>1</b>

REF.	DESCRIPTION (◆ Indicates Parts Available In Assemblies Only)	PART#	QTY
2	ARM WELDMENT, CHAIN LOG TURNER	710495-1	1
3	SPROCKET, LOG TURNER	092339	1
4	PLATE, LOG TURNER CHAIN TENSION	095664-1	1
5	BUSHING, LOG TURNER	095663-1	2
	<b>COMPLETE SPROCKET</b>	<b>092399</b>	<b>2</b>
6	SPROCKET W/HUB	093290	1
7	BEARING, 6206 25 IN IDLER	093292	2
8	RING, 62W INSIDE RETAINING	F81090-1	1
9	WASHER, 25X63 ZINC-PLATED	088585-1	1
10	BOLT, M24X120-8.8 HEX HEAD	F81009-4	2
11	BOLT, M12X80-8.8 HEX HEAD ZINC	F81004-46	4
12	NUT, M12-8-B HEX ZINC	F81034-1	4
13	NUT, M24 PN-EN ISO 7040 NYLON	F81039-8	2
14	BOLT, M16X100-8.8 HEX HEAD FULL THREAD ZINC	F81006-2	1
15	NUT, M16-8 HEX ZINC	F81036-1	1
16	FITTING, M6 TYPE A STRAIGHT GREASE	086280	2
17	CHAIN, LOG TURNER	711157	1
18	LINK, MASTER	093427	1
19	WASHER, Z12.2 SPLIT LOCK ZINC	F81056-2	4
20	MOTOR, TG0475US080AABP HYDRAULIC	007331-2	1
21	BOLT, M10X30 5.8 HEX HEAD FULL THREAD ZINC	F81003-2	1
22	FITTING, #10SAE-3/8JIC 45 ELBOW	034538	2
23	WASHER, 10.5 FLAT ZINC	F81055-1	1
24	NUT, M10-8-B HEX NYLON ZINC LOCK	F81033-1	1
25	CYLINDER, CJ-SXXX-16-63/36/250 HYDRAULIC	713984 <sup>1</sup>	1
26	PIN, 35X70 DIA. 40-5 ZINC-PLATED	710792-1	1
27	PIN, 34.9X188 ZINC-PLATED	710972-1	1
28	WASHER, 35.2/55-4 ZINC-PLATED	507582-1	2
29	PIN, S-FE 5X40 COTTER	F81043-31	2
30	BUSHING, 35/44X27.5	710983-1	1
31	BUSHING, 35/44X69.5	710984-1	1
32	FITTING, 3/8JIC-1/4NPT 90L	015491	1
33	FITTING, 3/8JIC-1/4NPT STRAIGHT	015560	1
34	WASHER, 17/40-3 ZINC-PLATED	089360-1	1
35	SCREW, ISO 4017-M16X35-8.8-A2E HEX HEAD	F81006-45	1
36	BRACKET, CHAIN LOG TURNER	713781-1	1
37	WASHER, 17 SPLIT LOCK ZINC	F81058-1	16
38	BOLT, M16X55-8.8 HEX HEAD FULL THREAD ZINC	F81006-61	4
39	BOLT, M16X50-8.8 HEX HEAD FULL THREAD ZINC	F81006-7	4
40	NUT, M16-8 HEX NYLON ZINC LOCK	F81036-2	8
41	WASHER, 13 FLAT ZINC	F81056-1	4
42	NUT, M12-8 HEX NYLON ZINC LOCK	F81034-2	2
43	BOLT, M12X100-8.8 HEX HEAD ZINC	F81004-3	2
44	PIN, 30X290 W/PLATE	710505-1	1

<sup>1</sup> Seal kit - 714908

9.11 Driven Log Levelling Roller - Left & Right

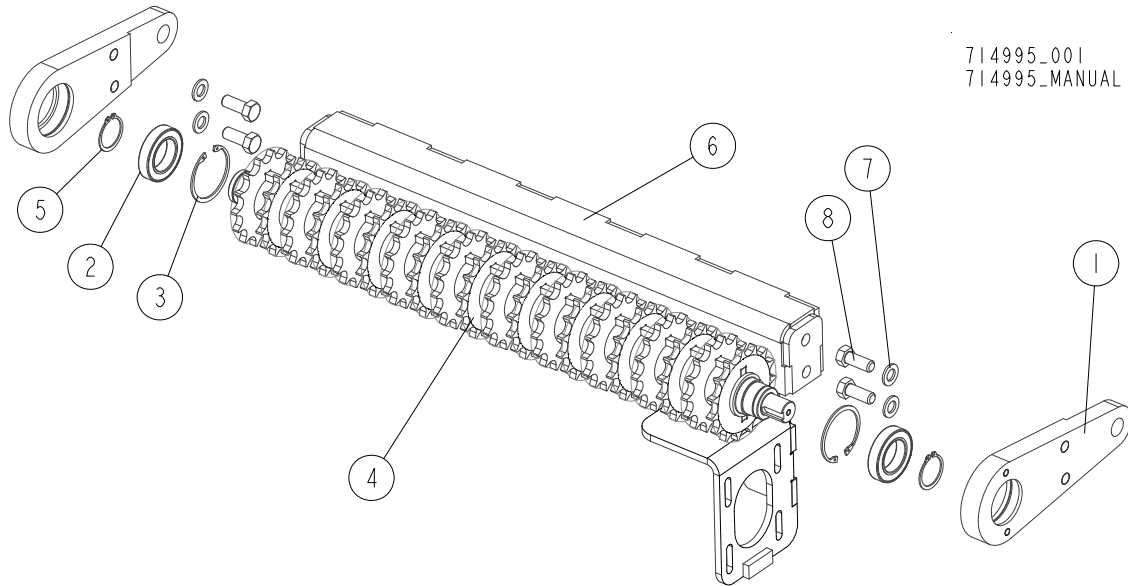


715509\_001\_A  
715509\_MANUAL

REF.	DESCRIPTION (◆ Indicates Parts Available In Assemblies Only)	PART#	QTY	QTY
-	<b>ROLLER, DRIVEN LOG LEVELLING - RIGHT</b>	715509	1	-
-	<b>ROLLER, DRIVEN LOG LEVELLING - LEFT</b>	715511	-	1
1	MOUNT WELDMENT, RIGHT	710531-1	1	1
2	MOUNT WELDMENT, LEFT	710749-1	1	1
3	PIN, 24.9X75 ZINC-PLATED	088659-1	3	3
4	WASHER, 25 ZINC-PLATED	F81061-3	4	4
5	PIN, S-FE 5X40 COTTER	F81043-31	8	8
6	<b>ARM, LOG LEVELLING ROLLER - COMPLETE</b> <a href="#">See Section 9.12</a>	714995	1	-
	<b>ARM, LEFT LOG LEVELLING ROLLER - COMPLETE</b> <a href="#">See Section 9.12</a>	715014	-	1
7	CYLINDER, CJ-S579-16-50/28/145 HYDRAULIC PISTON	710756	1	1
8	PLATE, MOTOR CHAIN TENSIONER	714879-1	1	1
9	PIN, 30X83	710799-1	1	1
10	WASHER, 31 FLAT ZINC	F81061-9	2	2
11	<b>KEY, A10X8X32 PARALLEL</b>	507591	1	-
	<b>KEY, A 8x7x28 PARALLEL</b>	096035	-	1
12	SPROCKET, 16B Z10 HYDRAULIC MOTOR	714886	1	1
13	BUSHING, 25/30-30 ZINC-PLATED	710974-1	1	1
14	WASHER, 17 SPLIT LOCK ZINC	F81058-1	2	2

REF.	DESCRIPTION (◆ Indicates Parts Available In Assemblies Only)	PART#	QTY	QTY
15	BOLT, M16X40-8.8 HEX HEAD FULL THREAD ZINC	F81006-13	2	2
16	WASHER, 25.1X44X2	711319	2	2
17	FITTING, 1/4NPTX1/4JIC MALE	P09143	2	2
18	MOTOR, TG0475US080AABP HYDRAULIC	007331-2	1	1
19	GUARD WELDMENT, DRIVEN LOG LEVELLING ROLLER	714896-1	1	1
20	SPROCKET, 16B Z10 HYDRAULIC MOTOR	714885	1	1
21	WASHER, 13 FLAT ZINC	F81056-1	4	4
22	BOLT, M12X80-8.8 HEX HEAD ZINC	F81004-46	4	4
23	NUT, M12 8 HEX NYLON ZINC LOCK	F81034-2	4	4
24	FITTING, #10SAE-3/8JIC 45 ELBOW	034538	2	2
25	WASHER, Z 10.2 SPLIT LOCK ZINC	F81055-2	2	2
26	BOLT, SPECIAL	715510	1	1
27	BOLT, M10X16-8.8 HEX HEAD FULL THREAD ZINC	F81003-13	1	1
28	WASHER, 8.3/40-3 ZINC-PLATED	094128-1	1	1
29	WASHER, 8.2 SPLIT LOCK ZINC	F81054-4	3	3
30	BOLT, M8X16-8.8-B HEX HEAD FULL THREAD ZINC	F81002-20	3	3
31	NUT, M16-8 HEX ZINC	F81036-1	1	1
32	BOLT, M16x65-8.8-B HEX HEAD FULL THREAD ZINC	F81006-1	1	1
33	CHAIN, 16B-1	714996	1	1
34	GUARD, LOG LEVELLING ROLLER CHAIN - RIGHT	714888-1	1	1
35	WASHER, 8.4 FLAT ZINC	F81054-1	2	2

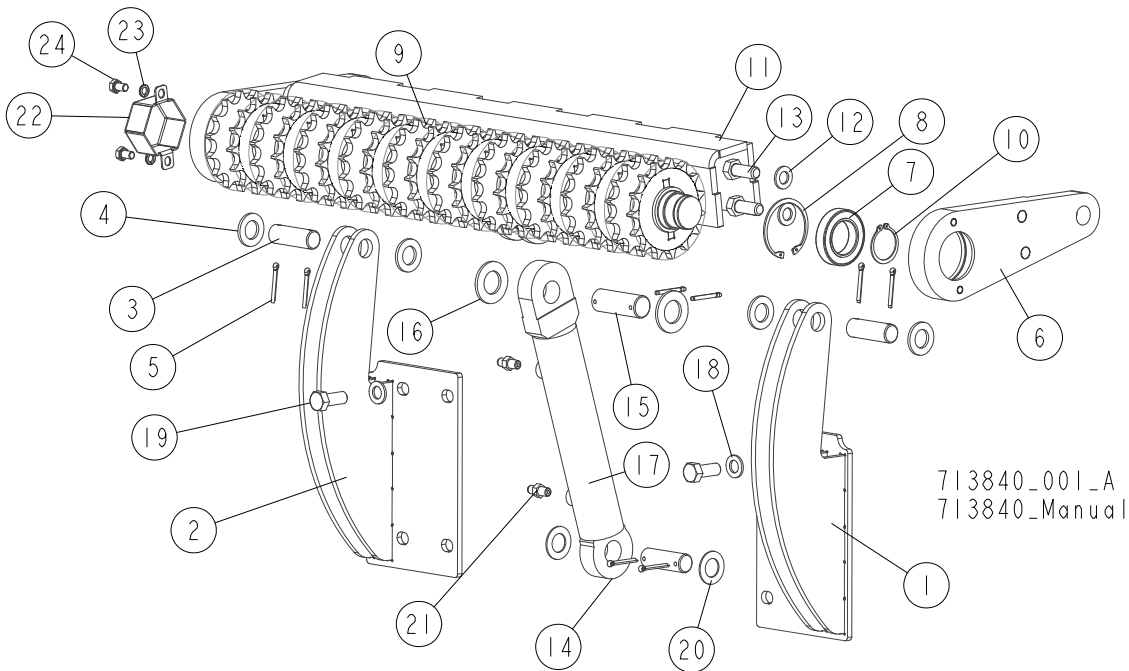
## 9.12 Log Levelling Roller Arm



REF.	DESCRIPTION (◆ Indicates Parts Available In Assemblies Only)	PART#	QTY	QTY
-	ARM, DRIVEN LOG LEVELLING ROLLER - COMPLETE	714995	1	-
-	ARM, LEFT ROLLER - COMPLETE	715014	-	1
-	BRACKET WELDMENT, DRIVEN LOG LEVELLING ROLLER	710747	2	2
1	BRACKET, CONNECTION	710746-1	1	1
2	BEARING, 6009.2RSR (FAG) ROLLING	096025	1	1
3	RING, W 75 INSIDE RETAINING	F81090-41	1	1
4	SHAFT W/SPROCKETS - COMPLETE	714918-1	1	1
5	RING, Z 45 OUTSIDE RETAINING	F81090-32	2	2
6	MOUNT WELDMENT, CYLINDER	714892-1	1	-
	MOUNT WELDMENT, CYLINDER - LEFT	714980-1	-	1
7	WASHER, 17 SPLIT LOCK ZINC	F81058-1	4	4
8	BOLT, M16X40-8.8 HEX HEAD FULL THREAD ZINC	F81006-13	4	4



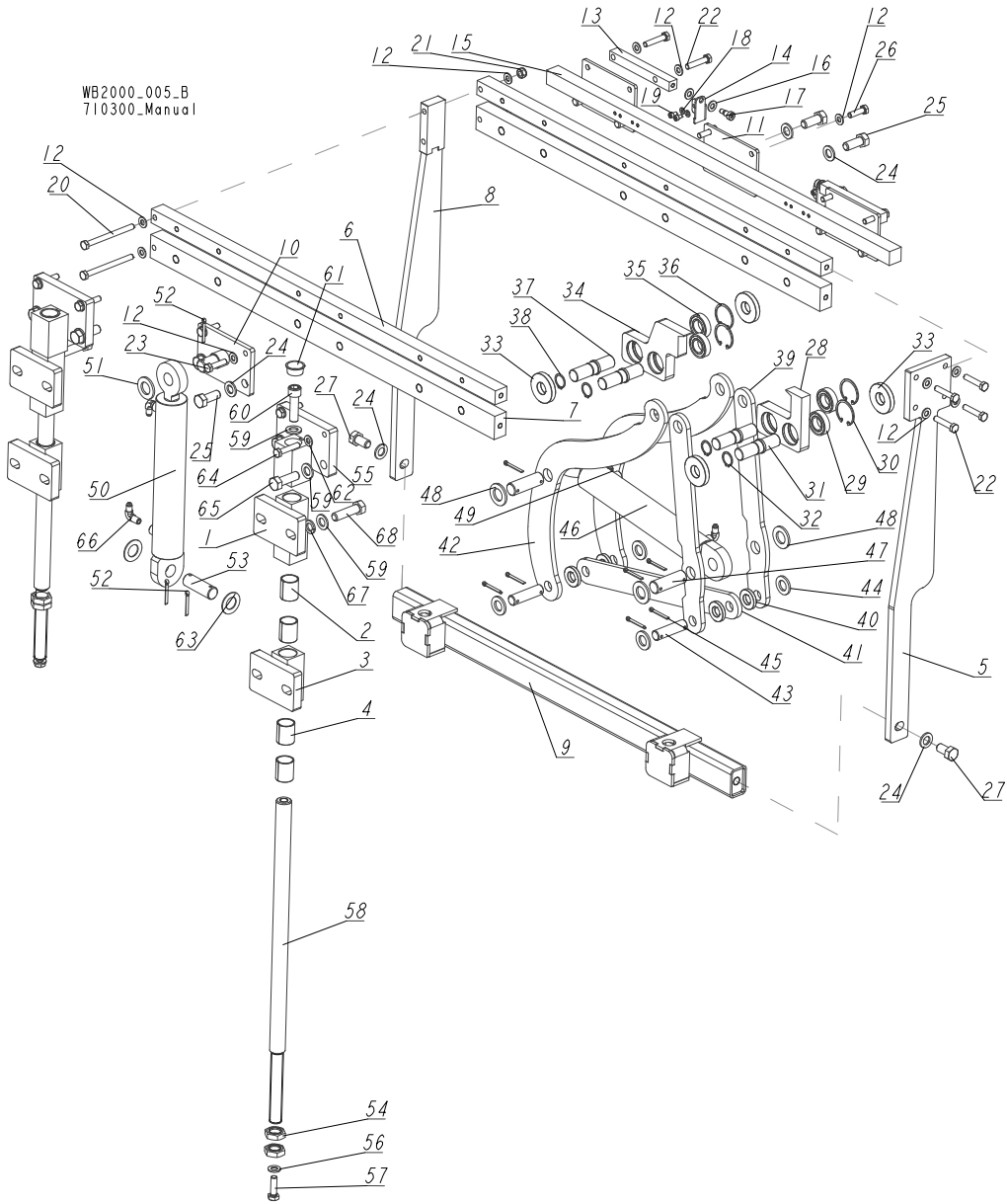
### 9.13 Log Levelling Roller



REF.	DESCRIPTION (◆ Indicates Parts Available In Assemblies Only)	PART#	QTY
	<b>ROLLER, LOG LEVELLING</b>	<b>713840</b>	<b>1</b>
1	MOUNT WELDMENT, RIGHT	710531-1	1
2	MOUNT WELDMENT, LEFT	710749-1	1
3	PIN, 24.9X75 ZINC-PLATED	088659-1	3
4	WASHER, 25 FLAT ZINC	F81061-3	4
5	PIN, S-FE 5X40 COTTER	F81043-31	8
	<b>ARM, LOG LEVELLING ROLLER - COMPLETE</b>	<b>713841</b>	<b>1</b>
	<b>BRACKET WELDMENT, LOG LEVELLING ROLLER</b>	<b>710747</b>	<b>2</b>
6	BRACKET, ROLLER	710746-1	1
7	BEARING, 6009.2RSR (FAG) ROLLING	096025	1
8	RING, W 75 INSIDE RETAINING	F81090-41	1
9	ROLLER, DRIVEN LOG LEVELLING - COMPLETE	710716-1	1
10	RING, Z 45 OUTSIDE RETAINING	F81090-32	2
11	MOUNT WELDMENT, CYLINDER	713842-1	1
12	WASHER, 17 SPLIT LOCK ZINC	F81058-1	4
13	BOLT, M16X40-8.8 HEX HEAD FULL THREAD ZINC	F81006-13	4
14	CYLINDER, CJ-S579-16-50/28/145 PISTON HYDRAULIC	710756	1
15	PIN, 30X83	710799-1	1
16	WASHER, 31 FLAT ZINC	F81061-9	2
17	BUSHING, 25/30-30 ZINC-PLATED	710974-1	1
18	WASHER, 17 SPLIT LOCK ZINC	F81058-1	2
19	BOLT, M16X40-8.8 HEX HEAD FULL THREAD ZINC	F81006-13	2
20	WASHER, 25.1X44X2	711319	2
21	FITTING, 1/4NPTX1/4JIC MALE	P09143	2
22	GUARD	714626-1	1
23	WASHER, 10.2 SPLIT LOCK ZINC	F81055-2	2

REF.	DESCRIPTION (◆ Indicates Parts Available In Assemblies Only)	PART#	QTY	
24	BOLT, M10x16-8.8 HEX HEAD FULL THREAD ZINC	F81003-13	2	

**9.14 Pull-Down Clamp**



REF.	DESCRIPTION (◆ Indicates Parts Available In Assemblies Only)	PART#	QTY
	<b>CLAMP, LEFT PULL-DOWN - COMPLETE</b>	<b>710776</b>	<b>1/0</b>
	<b>CLAMP, RIGHT PULL-DOWN - COMPLETE</b>	<b>710777</b>	<b>0/1</b>
	BLOCK ASSEMBLY, MIDDLE GUIDE	710343	2
<b>1</b>	BLOCK WELDMENT, GUIDE	710342-1	1
<b>2</b>	BUSHING, 3040BS SELF-LUBRICATING	088676	2
	BLOCK ASSEMBLY, LOWER GUIDE	710356	2
<b>3</b>	BLOCK WELDMENT, GUIDE	710355-1	1
<b>4</b>	BUSHING, 3040BS SELF-LUBRICATING	088676	2
	<b>CLAMP, PULL-DOWN</b>	<b>710340</b>	<b>1/0</b>
	<b>CLAMP, RIGHT PULL-DOWN - COMPLETE</b>	<b>710520</b> <sup>1</sup>	<b>0/1</b>
<b>5</b>	PLATE, MOUNTING	710364-1	1
<b>6</b>	BAR, UPPER MAIN	710335-1	2
<b>7</b>	BAR, LOWER MAIN	710336-1	2

REF.	DESCRIPTION (◆ Indicates Parts Available In Assemblies Only)	PART#	QTY	
8	PLATE WELDMENT, MOUNTING	710379-1	1	
9	TUBE WELDMENT, LEFT LOWER	710380-1	1/0	
	TUBE WELDMENT, RIGHT LOWER	711160-1 <sup>2</sup>	0/1	
10	BRACKET WELDMENT, LOG CLAMP CYLINDER	710359-1	1	
11	PLATE, LOG CLAMP REAR	710351-1	3	
12	WASHER, 10.5 FLAT ZINC	F81055-1	16	
	<b>BAR ASSEMBLY, ADDITIONAL</b>	<b>511206</b>	<b>1</b>	
13	BAR, MOUNTING	511207-1	2	
14	BRACKET, MOUNTING	511209-1	2	
15	BAR, MOUNTING	511208-1	1	
16	WASHER, 10.5 FLAT ZINC	F81055-1	4	
17	BOLT, 10/M8X12-12.9 BOSSARD SHOULDER	F81003-62	2	
18	WASHER, 6.4 FLAT ZINC	F81053-1	4	
19	SCREW, M6X10 8.8 HEX SOCKET HEAD CAP ZINC	F81001-12	4	
20	BOLT, M10X120-8.8 HEX HEAD FULL THREAD ZINC	F81003-47	2	
21	NUT, M10-8-B HEX NYLON ZINC LOCK	F81033-1	2	
22	BOLT, M10X50-8.8 HEX HEAD FULL THREAD ZINC	F81003-4	8	
23	BOLT, M10X40-8.8 HEX HEAD FULL THREAD ZINC	F81003-16	2	
24	WASHER, 17 SPLIT LOCK ZINC	F81058-1	10	
25	BOLT, M16X40-8.8 HEX HEAD FULL THREAD ZINC	F81006-13	8	
26	BOLT, M10X35 8.8 HEX HEAD FULL THREAD ZINC	F81003-17	2	
27	BOLT, M16X30-8.8 HEX HEAD FULL THREAD ZINC	F81006-36	2	
	<b>JAW, COMPLETE LEFT</b>	<b>094700</b>	<b>1</b>	
28	JAW, LEFT	093464-1	1	
29	BEARING, 6005 2RS PN-85/M-86100	089652	2	
30	RING, W47 INSIDE RETAINING	089653	2	
31	SHAFT, CLAMP JAW GUIDE	088620-1	2	
32	RING, Z24 OUTSIDE RETAINING	089654	2	
33	WASHER, JAW SPACER	089542	4	
	<b>JAW, COMPLETE RIGHT</b>	<b>094701</b>	<b>1</b>	
34	JAW, RIGHT	093465-1	1	
35	BEARING, 6005 2RS PN-85/M-86100	089652	2	
36	RING, W47 INSIDE RETAINING	089653	2	
37	SHAFT, CLAMP JAW GUIDE	088620-1	2	
38	RING, Z24 OUTSIDE RETAINING	089654	2	
39	PLATE, CLAMP IN/OUT - SIDE	710795-1	2	
40	WASHER, 20.5/40-7	089541	4	
41	PLATE, CLAMP IN/OUT - BOTTOM	710347-1	1	
42	PLATE, CLAMP IN/OUT - SIDE	710348-1	2	
43	PIN, 19.9X75 ZINC-PLATED	088657-1	2	
44	WASHER, 21 FLAT ZINC	F81059-2	4	
45	PIN, S-FE 5X40 COTTER	F81043-31	8	
46	CYLINDER, SJ2F-16-50/28/235 HYDRAULIC	710778 <sup>3</sup>	1	
47	PIN, 25X75 ZINC-PLATED	088659-1	2	
48	WASHER, 25 FLAT ZINC	F81061-3	4	
49	FITTING, 1/4NPTX1/4JIC MALE ELBOW	P09142	2	
50	CYLINDER, SJ2F-16-50/28/235 HYDRAULIC	710778	1	
51	WASHER, 25 FLAT ZINC	F81061-3	1	

REF.	DESCRIPTION (◆ Indicates Parts Available In Assemblies Only)	PART#	QTY	
52	PIN, S-FE 5X40 COTTER	F81043-31	3	
53	PIN, 24.9X75 ZINC-PLATED	088659-1	1	
54	NUT, M24-04-B HEX THIN ZINC	F81039-3	4	
55	BLOCK WELDMENT, UPPER GUIDE	710353-1	2	
56	WASHER, 13 FLAT ZINC	F81056-1	2	
57	BOLT, M12X40 8.8 HEX HEAD FULL THREAD ZINC	F81004-4	2	
58	ROD, GUIDE	710339	2	
59	WASHER, 17 SPLIT LOCK ZINC	F81058-1	8	
60	SCREW, M16X55-8.8 HEX SOCKET HEAD CAP ZINC	F81006-18	2	
61	PLUG, M33 THREAD	089839	2	
62	WASHER, 10.5 FLAT ZINC	F81055-1	4	
63	WASHER, 25.1X44X2	711319	2	
64	BOLT, M10X50-8.8 HEX HEAD FULL THREAD ZINC	F81003-4	4	
65	BOLT, M16X50-8.8 HEX HEAD FULL THREAD ZINC	F81006-7	4	
66	FITTING, 1/4NPTX1/4JIC MALE	P09143	2	
67	WASHER, 16.3 SPLIT LOCK ZINC	F81058-2	2	
68	BOLT, M16x60 8.8 HEX HEAD FULL THREAD ZINC	F81006-12	2	

<sup>1</sup> Included in 710777

<sup>2</sup> Included in 710520

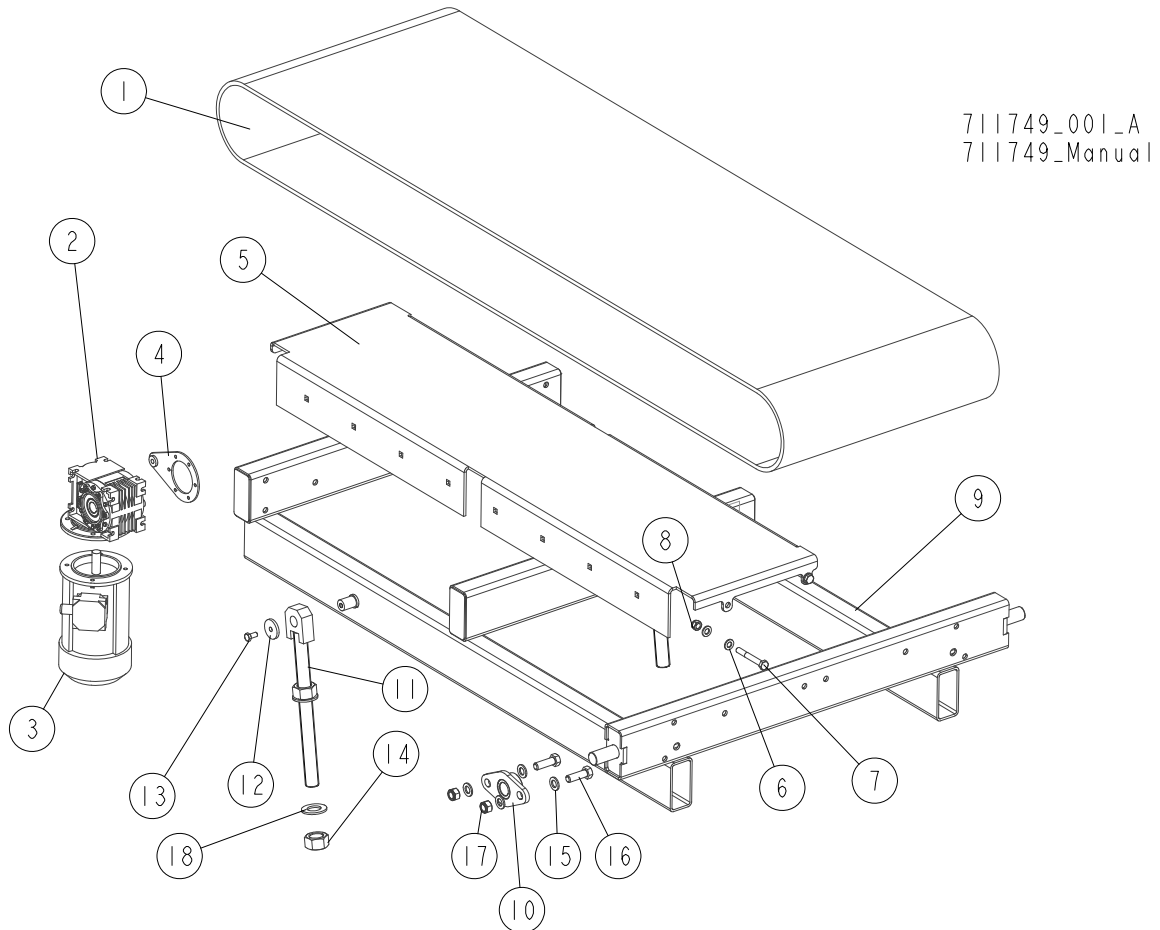
<sup>3</sup> Seal kit - 714906

# 10

## Belt Conveyor Belt Conveyor Frame

### SECTION 10 BELT CONVEYOR

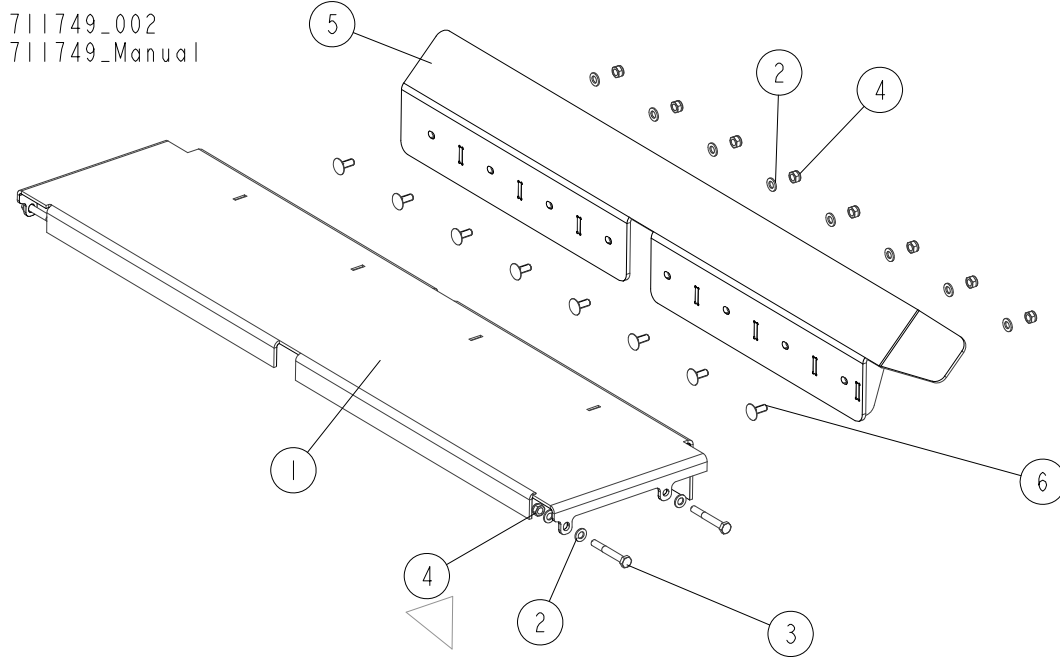
#### 10.1 Belt Conveyor Frame



REF.	DESCRIPTION (◆ Indicates Parts Available In Assemblies Only)	PART#	QTY
1	BELT, 2MOP3 LG4252x600 CONVEYOR	711750	1
	MOTOREDUCER, MR-50/7.5/1.1-1400/F3/V6	509560	1
2	REDUCER, MR-50/7.5/160	509557	1
3	MOTOR, STKG-80X-4C IMB14/1-162 INDUCTION	090104	1
4	ARM, R50 TORQUE	509558	1
5	PLATE, WB2000 CONVEYOR RIGHT TOP	711752-1	1
6	WASHER, 13 FLAT ZINC	F81056-1	8
7	BOLT, M12X90 8.8 HEX HEAD ZINC	F81004-2	4
8	NUT, M12 8 HEX NYLON ZINC LOCK	F81034-2	4
9	FRAME WELDMENT, BELT CONVEYOR	711760-1	1
10	BRACKET, BELT CONVEYOR MOUNT	711924-1	1
11	ROD WELDMENT, CONVEYOR TILT ADJUSTMENT ZINC-PLATED	711773-1	2
12	WASHER, 10.5/45-6 ZINC-PLATED	086286-1	1

REF.	DESCRIPTION (◆ Indicates Parts Available In Assemblies Only)	PART#	QTY	
13	BOLT, M10X20-5.8 HEX HEAD FULL THREAD ZINC	F81003-1	1	
14	NUT, M30 HEX ZINC	F81038-3	2	
15	WASHER, 17 SPLIT LOCK ZINC	F81058-1	4	
16	BOLT, M16X50-8.8 HEX HEAD FULL THREAD ZINC	F81006-7	2	
17	NUT, M16-8 HEX NYLON ZINC LOCK	F81036-2	2	
18	WASHER, 31 FLAT ZINC	F81061-9	2	

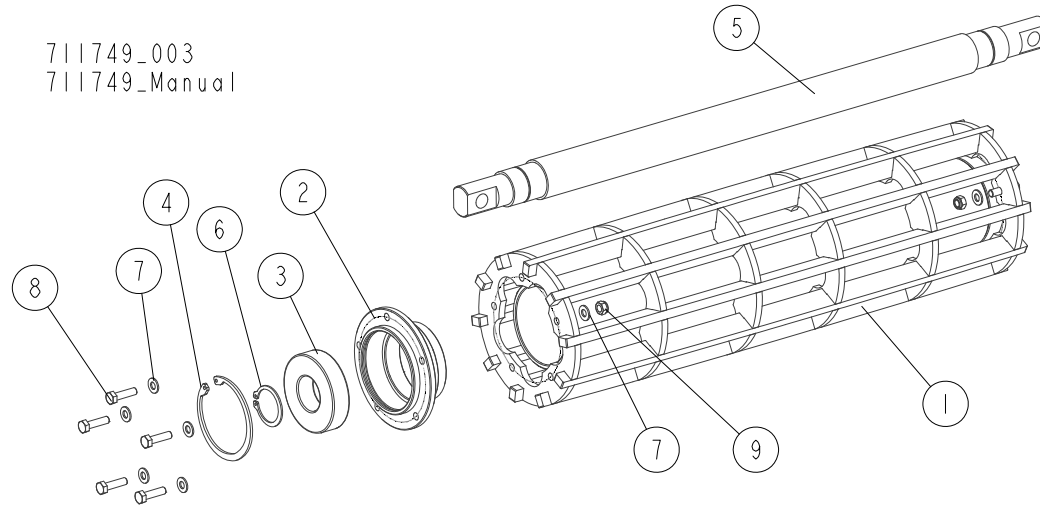
**10.2 Conveyor Side Plate**



REF.	DESCRIPTION (◆ Indicates Parts Available In Assemblies Only)	PART#	QTY
1	PLATE WELDMENT, WB2000 CONVEYOR LEFT TOP	713126-1	1
2	WASHER, 13 FLAT ZINC	F81056-1	16
3	BOLT, M12X90 8.8 HEX HEAD ZINC	F81004-2	4
4	NUT, M12 8 HEX NYLON ZINC LOCK	F81034-2	12
5	PLATE WELDMENT, CONVEYOR SIDE	713124-1	1
6	BOLT, M12X30 8.8 DIN 603 CARRIAGE ZINC	F81004-61	8

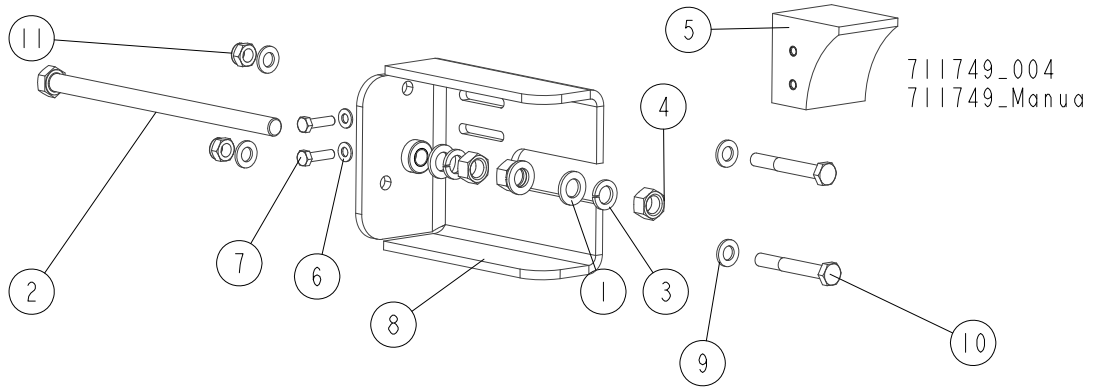


### 10.3 Idle-Side Roller



REF.	DESCRIPTION (◆ Indicates Parts Available In Assemblies Only)	PART#	QTY
	<b>ROLLER, WM4000 IDLE SIDE - COMPLETE</b>	<b>511286</b>	<b>1</b>
1	ROLLER, BELT SCRAPER	511285-1	1
	<b>HUB, ROLLER BREARING - COMPLETE</b>	<b>511305</b>	<b>2</b>
2	HUB, ROLLER BEARING	511304-1	1
3	BEARING, 6308 2RS CX BALL	504268	1
4	RING, W90 INSIDE RETAINING	F81090-29	1
5	SHAFT, IDLE SIDE ROLLER	511283	1
6	RING, Z40 OUTSIDE RETAINING	F81090-33	2
7	WASHER, 8.4 FLAT ZINC	F81054-1	20
8	BOLT, M8X30-5.8-B HEX HEAD FULL THREAD ZINC	F81002-2	10
9	NUT, M8 8 HEX NYLON ZINC LOCK	F81032-2	10

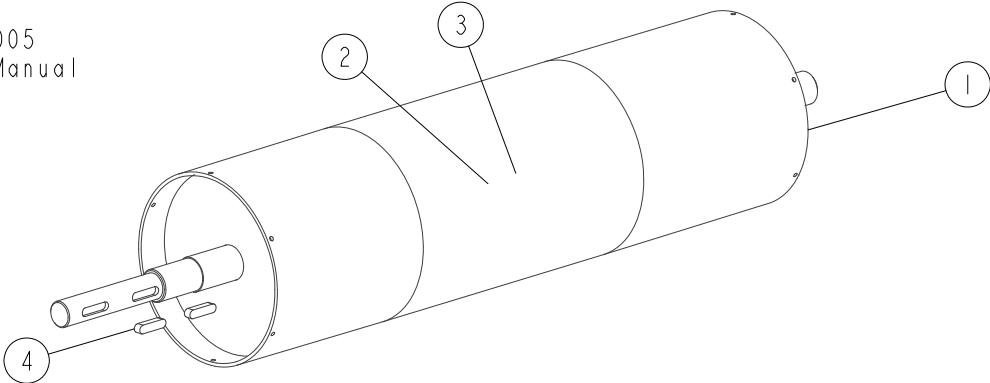
**10.4 Conveyor Belt Tensioner**



REF.	DESCRIPTION (◆ Indicates Parts Available In Assemblies Only)	PART#	QTY
1	WASHER, 17 SPLIT LOCK ZINC	F81058-1	3
2	BOLT, M16X290-8.8-A2 FULL THREAD	F81006-27	1
3	WASHER, 16.3 SPLIT LOCK ZINC	F81058-2	3
4	NUT, M16-8 HEX ZINC	F81036-1	3
5	BLOCK, SAFETY	711178	1
6	WASHER, 8.4 FLAT ZINC	F81054-1	2
7	BOLT, M8X30-5.8-B HEX HEAD FULL THREAD ZINC	F81002-2	2
8	BRACKET, BELT TENSION - LEFT	711776-1	1
	BRACKET, BELT TENSION - RIGHT	711775-1	1
9	WASHER, 13 FLAT ZINC	F81056-1	4
10	BOLT, M12X90 8.8 HEX HEAD ZINC	F81004-2	2
11	NUT, M12 8 HEX NYLON ZINC LOCK	F81034-2	2

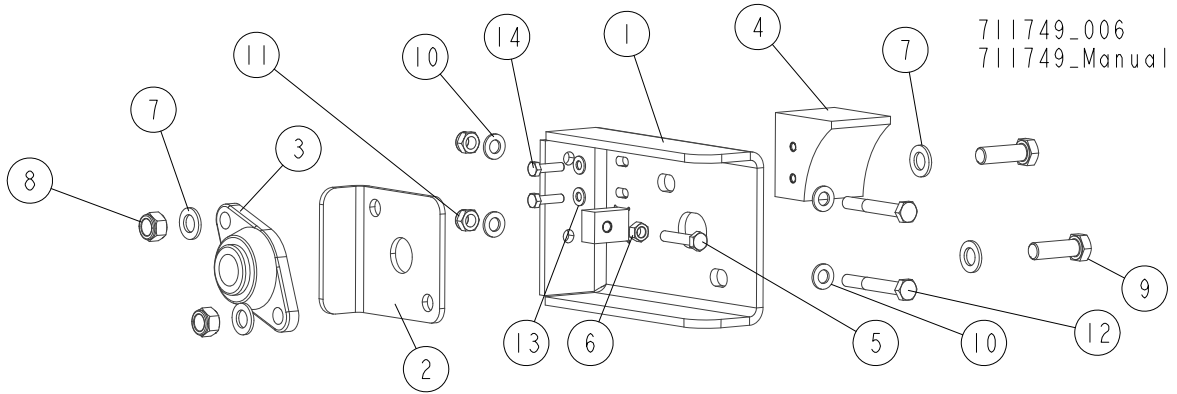
**10.5 Belt Conveyor Pulley**

711749\_005  
 711749\_Manual



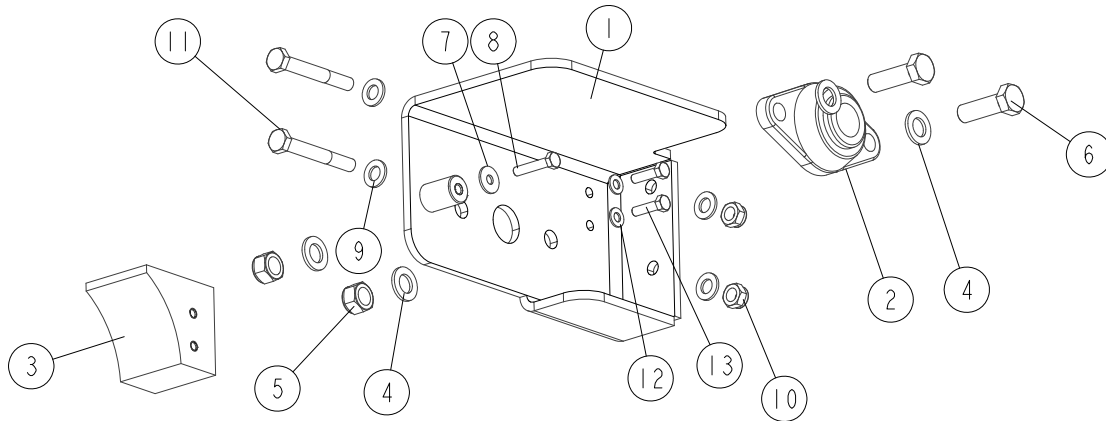
REF.	DESCRIPTION (◆ Indicates Parts Available In Assemblies Only)	PART#	QTY
	PULLEY ASSEMBLY, BELT CONVEYOR (1)	512557	1
1	PULLEY, BELT CONVEYOR (1)	511282-1	1
2	LAGGING, PULLEY	R00100	1
3	ADHESIVE, TEXCOL	090875	1
4	KEY, A8X7X32 PARALLEL	088564	2

**10.6 Left Pulley Bracket**



REF.	DESCRIPTION (◆ Indicates Parts Available In Assemblies Only)	PART#	QTY
1	BRACKET WELDMENT, PULLEY MOUNT - LEFT	711176-1	1
2	PLATE, BELT TENSION CORRECTION	511278-1	1
3	BEARING, UCFL 206 (CX) BALL	090851	1
4	BLOCK, SAFETY	711178	1
5	BOLT, M10X50-8.8 HEX HEAD FULL THREAD ZINC	F81003-4	1
6	NUT, M10 8 HEX ZINC	F81033-3	1
7	WASHER, 17 SPLIT LOCK ZINC	F81058-1	4
8	NUT, M16-8 HEX NYLON ZINC LOCK	F81036-2	2
9	BOLT, M16X50-8.8 HEX HEAD FULL THREAD ZINC	F81006-38	2
10	WASHER, 13 FLAT ZINC	F81056-1	4
11	NUT, M12 8 HEX NYLON ZINC LOCK	F81034-2	2
12	BOLT, M12X90 8.8 HEX HEAD ZINC	F81004-2	2
13	WASHER, 8.4 FLAT ZINC	F81054-1	2
14	BOLT, M8X30-5.8-B HEX HEAD FULL THREAD ZINC	F81002-2	2

## 10.7 Right Pulley Bracket

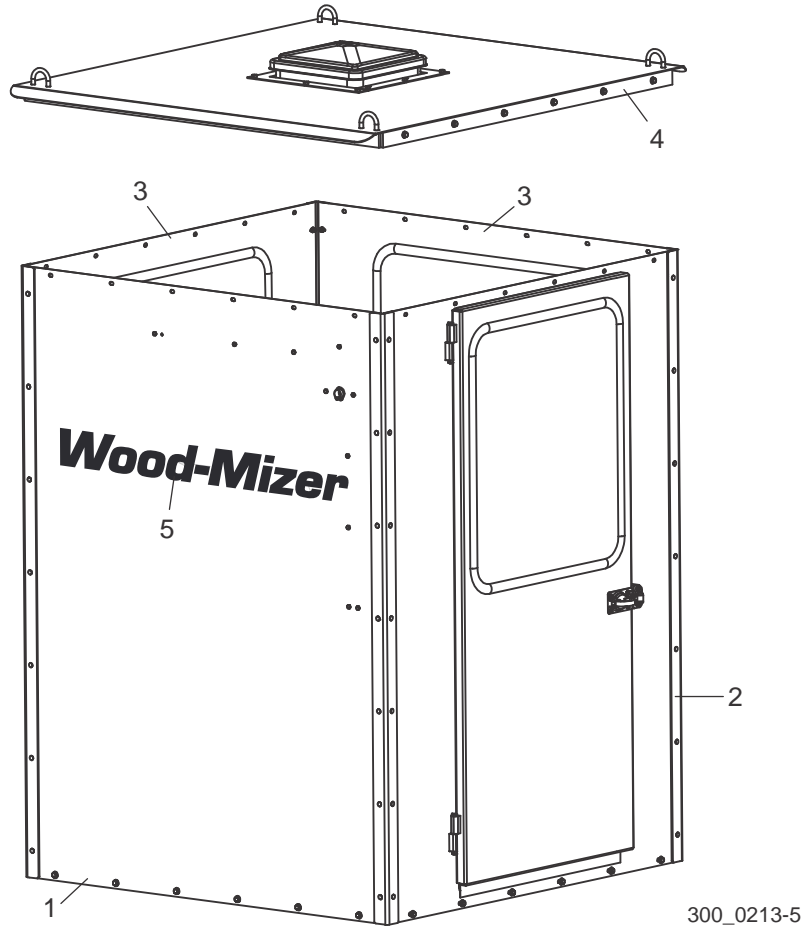


711749\_007  
711749\_Manual

REF.	DESCRIPTION (◆ Indicates Parts Available In Assemblies Only)	PART#	QTY
1	BRACKET WELDMENT, PULLEY MOUNT - RIGHT	711174-1	1
2	BEARING, UCFL 206 (CX) BALL	090851	1
3	BLOCK, SAFETY	711178	1
4	WASHER, 17 SPLIT LOCK ZINC	F81058-1	4
5	NUT, M16-8 HEX NYLON ZINC LOCK	F81036-2	2
6	BOLT, M16X50-8.8 HEX HEAD FULL THREAD ZINC	F81006-38	2
7	WASHER, ISO 7093-1-8-200 HV-A2E	F81054-11	1
8	BOLT, M8X40-8.8 HEX HEAD FULL THREAD ZINC	F81002-15	1
9	WASHER, 13 FLAT ZINC	F81056-1	4
10	NUT, M12 8 HEX NYLON ZINC LOCK	F81034-2	2
11	BOLT, M12X90 8.8 HEX HEAD ZINC	F81004-2	2
12	WASHER, 8.4 FLAT ZINC	F81054-1	2
13	BOLT, M8X30-5.8-B HEX HEAD FULL THREAD ZINC	F81002-2	2

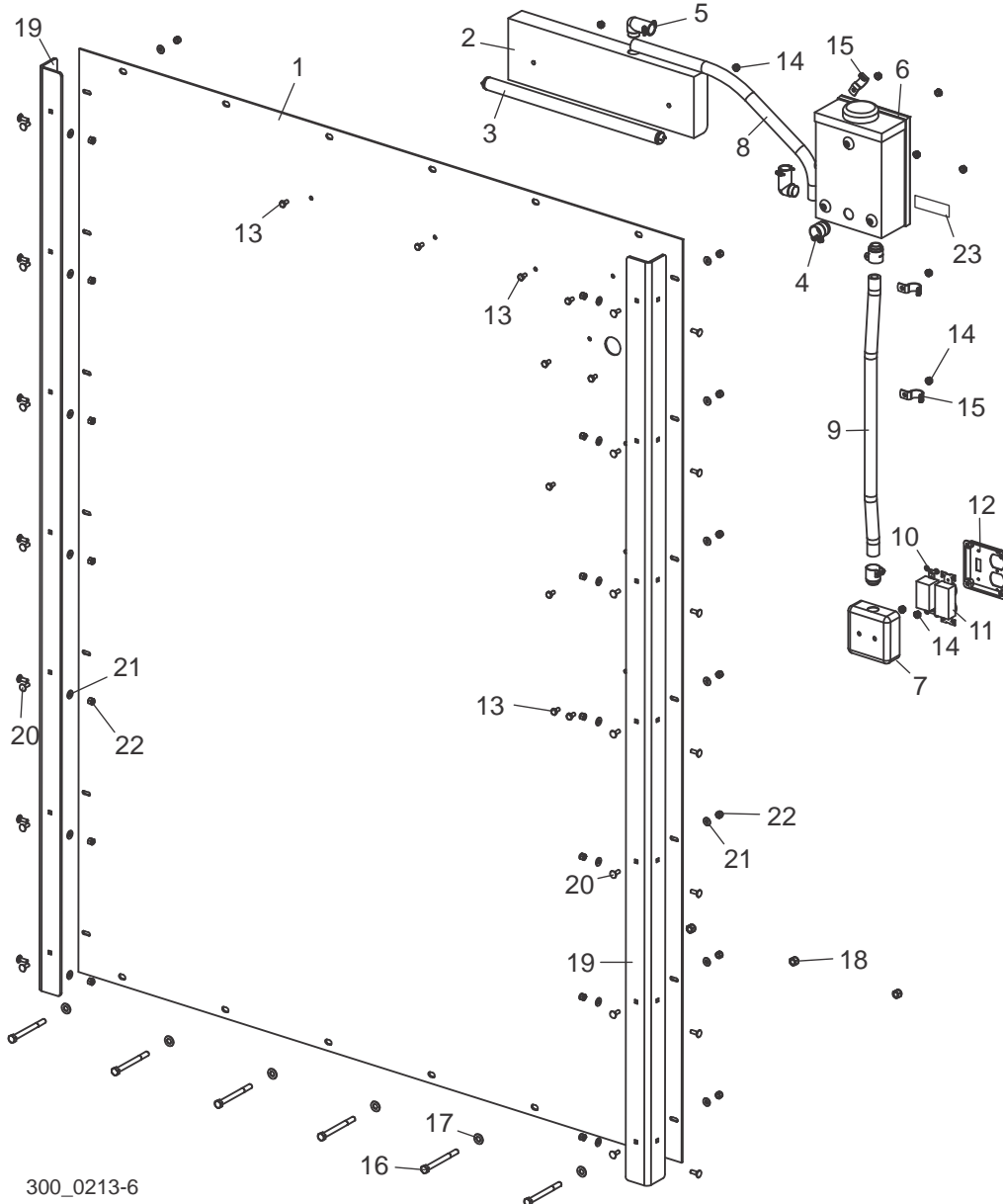
## SECTION 11 CAB

### 11.1 Cab



REF.	DESCRIPTION (◆ Indicates Parts Available In Assemblies Only)	PART #	QTY
	<b>CAB ASSEMBLY, OPERATOR</b>	058169	1
1	Rear Panel Parts <a href="#">See Section 11.2</a>		
2	Right Panel Parts <a href="#">See Section 11.3</a>		
3	Front & Left Panel Parts <a href="#">See Section 11.4</a>		
4	Roof Parts <a href="#">See Section 11.5</a>		
5	<b>DECAL, 40" BLACK WOOD-MIZER LOGO</b>	076274	1

11.2 Rear Panel



REF.	DESCRIPTION (◆ Indicates Parts Available In Assemblies Only)	PART #	QTY
	<b>PANEL ASSEMBLY, 2013 REAR</b>	058175	1
1	Panel, 2013 Rear	058176	1
2	Fixture, Fluorescent Under-Cabinet Light	042590	1
3	Bulb, 15 Watt Fluorescent	016876	1
4	Clamp, 1/2" Flex Conduit	042595	3
5	Clamp, 1/2" 90° Flex Conduit	017801	2
6	Disconnect Switch, 30A Nema 1 Safety	069553	1
7	Box, 4" Electrical Utility	042591	1



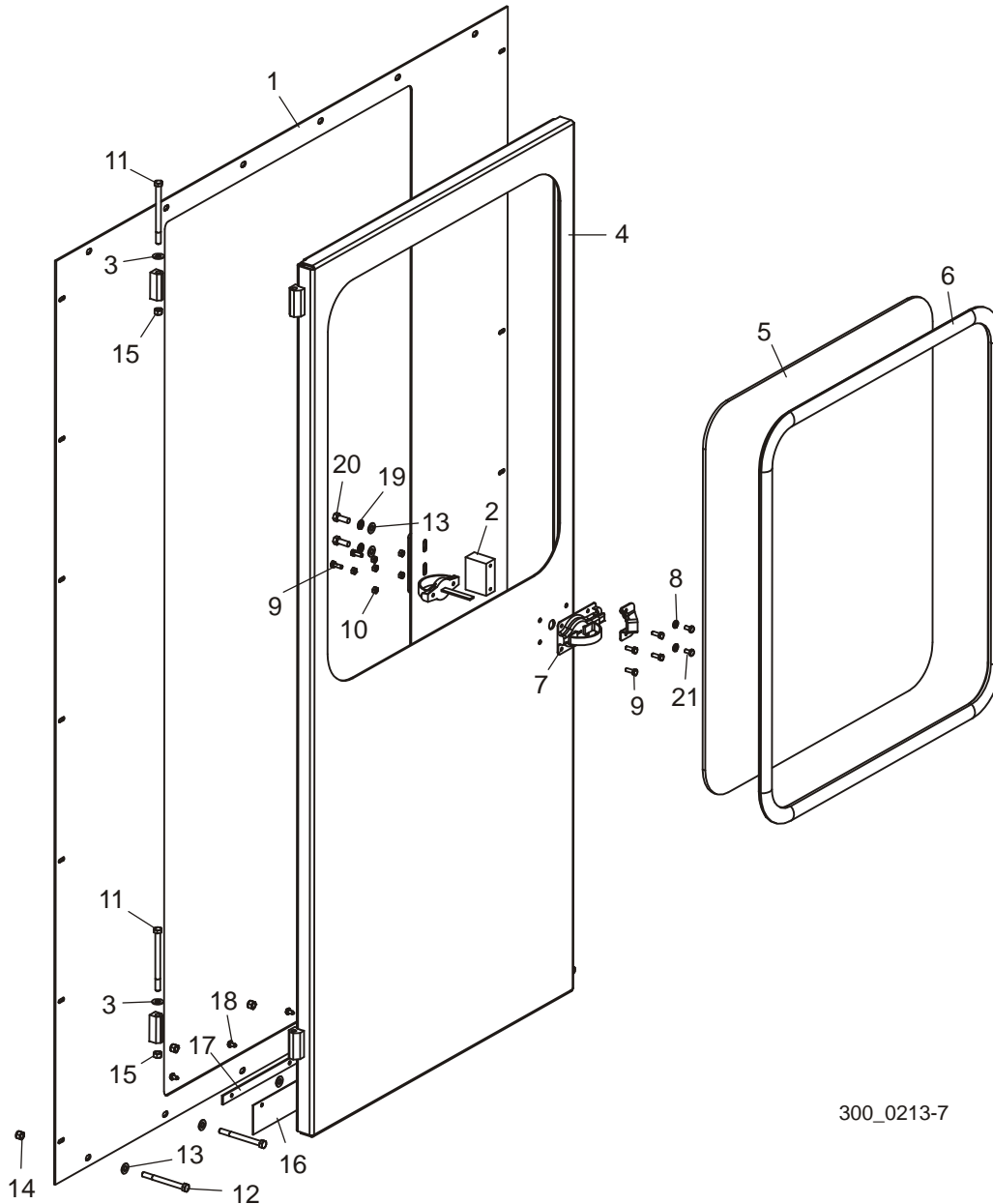
**CAB**  
*Rear Panel*

---

8	Conduit, 1/2" x 21" Steel Flex	042597	1	
9	Conduit, 1/2" x 25" Steel Flex	042596	1	
10	Switch, 120VAC 20 Amp Single Pole	042592	1	
11	Receptacle, 120VAC 20 Amp Duplex	042593	1	
12	Cover, Stainless Steel Switch/Plug	042594	1	
13	Bolt, 1/4-20 x 1/2" Hex Head	F05005-15	9	
14	Nut, 1/4-20 Self-Locking Hex	F05010-9	9	
15	Clamp, 3/4" EMT	P04851	3	
16	Bolt, 3/8-16 x 4" Hex Head Grade 5	F05007-126	6	
17	Washer, 3/8" SAE Flat	F05011-3	6	
18	Nut, 3/8-16 Hex Nylon Lock	F05010-10	6	
19	<b>ANGLE, CORNER SUPPORT</b>	058917	2	
20	<b>BOLT, 1/4-20 X 3/4" CARRIAGE</b>	F05005-113	28	
21	<b>WASHER, 1/4" SAE FLAT</b>	F05011-11	28	
22	<b>NUT, 1/4-20 NYLOCK</b>	F05010-69	28	
23	<b>DECAL, CAB VOLTAGE</b>	042676	1	



### 11.3 Right Panel



300\_0213-7

REF.	DESCRIPTION (◆ Indicates Parts Available In Assemblies Only)	PART #	QTY
	<b>PANEL ASSEMBLY, DOOR</b>	058166	1
1	Panel Weldment, Door	058167	1
2	Block, Latch Mount	042634	1
3	Washer, Door Hinge	042578	1
4	Door Weldment, Cab	042632	1
5	Window, Cab Door	042576	1
6	Seal, Cab Door Window	042575	1
7	Latch, Door	042587	1

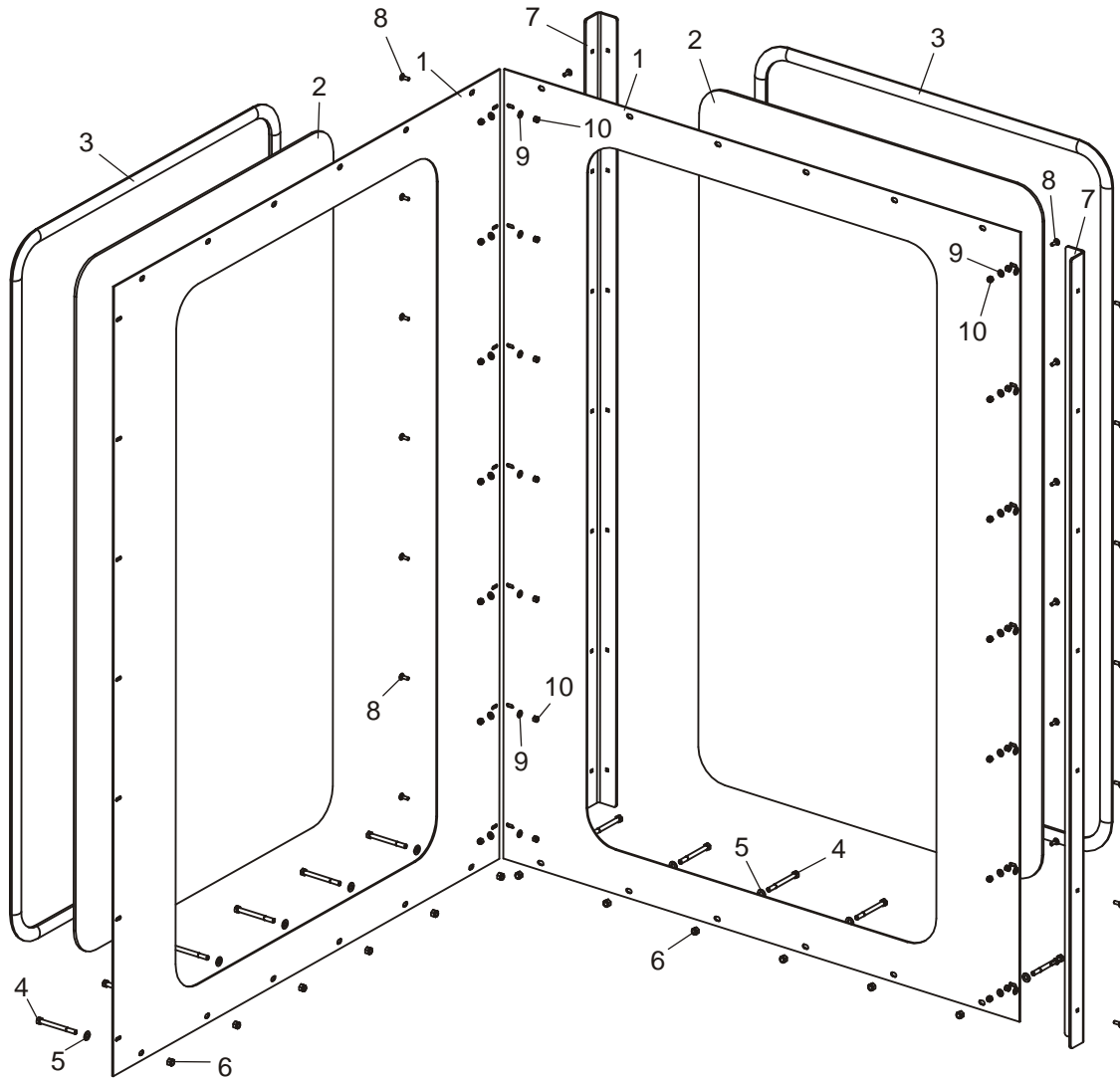


**CAB**  
*Right Panel*

---

<b>8</b>	Washer, 1/4" Split Lock	F05011-14	2	
<b>9</b>	Bolt, 1/4-20 x 3/4" Hex Head Full Thread	F05005-1	6	
<b>10</b>	Nut, 1/4-20 Hex Lock	F05010-21	6	
<b>11</b>	Bolt, 3/8-16 x 5" Hex Head Grade 5	F05007-86	2	
<b>12</b>	Bolt, 3/8-16 x 4" Hex Head Grade 5	F05007-126	4	
<b>13</b>	Washer, 3/8" SAE Flat	F05011-3	4	
<b>14</b>	Nut, 3/8-16 Hex Nylon Lock	F05010-10	4	
<b>15</b>	Nut, 3/8-16 Hex Lock	F05010-25	2	
<b>16</b>	Flap, Rubber Door	042638	1	
<b>17</b>	Plate, Rubber Door Flap	042637	1	
<b>18</b>	Screw, 1/4-20 x 1/2" Self-Tapping	F05015-1	5	
<b>19</b>	Washer, 3/8" Split Lock	F05011-4	2	
<b>20</b>	Bolt, 3/8-16 x 1" Hex Head	F05007-7	2	
<b>21</b>	Bolt, 1/4-20 x 1/2" Hex Head	F05005-15	2	

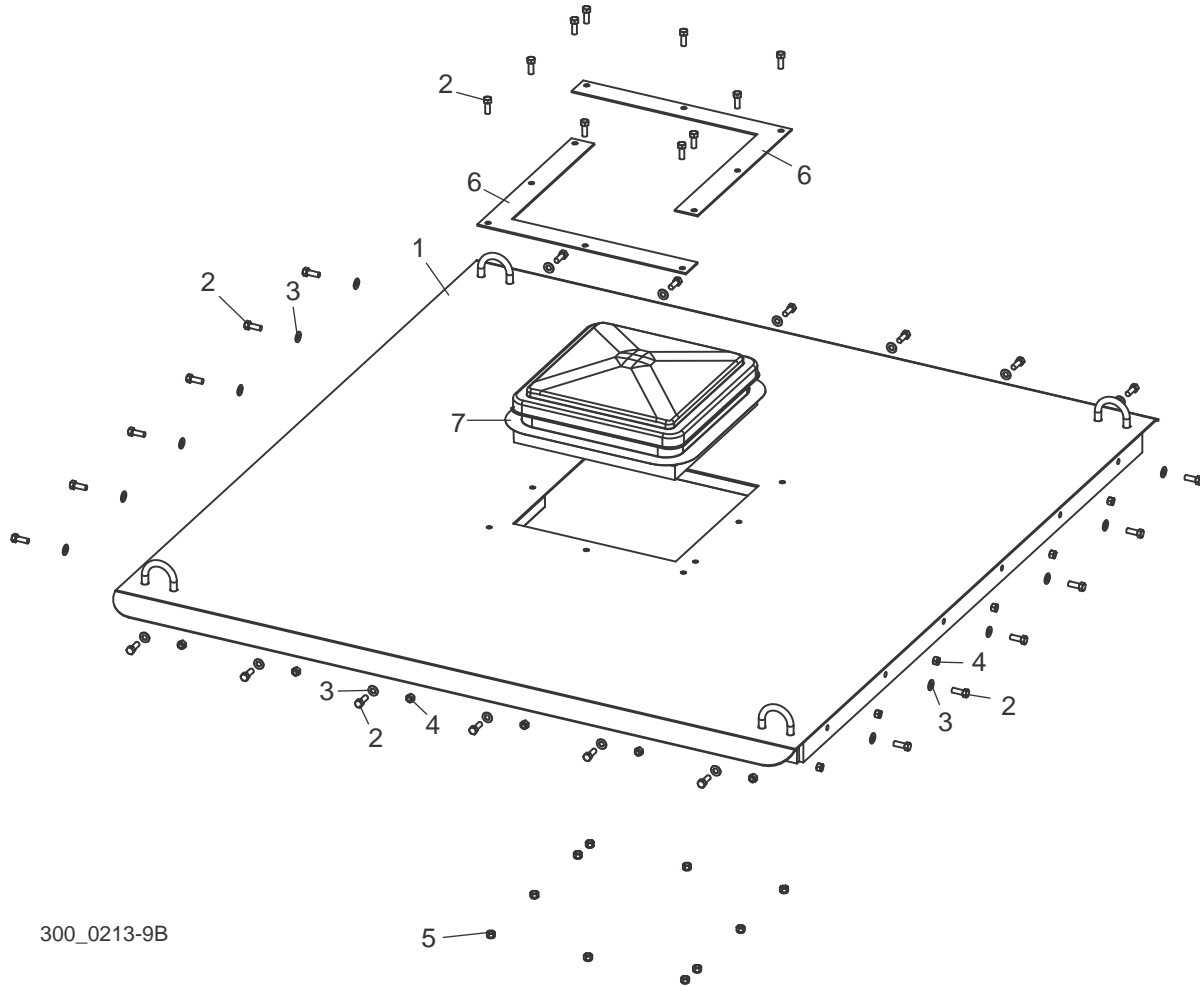
### 11.4 Front, Left Panel



300\_0213-8

REF.	DESCRIPTION (◆ Indicates Parts Available In Assemblies Only)	PART #	QTY
	<b>PANEL ASSEMBLY, WINDOW</b>	058177	2
1	Panel, Window	058179	1
2	Window, Cab Front	042631	1
3	Seal, Cab Front Window	042630	1
4	Bolt, 3/8-16 x 4" Hex Head Grade 5	F05007-126	6
5	Washer, 3/8" Flat SAE	F05011-3	6
6	Nut, 3/8-16 Hex Nylon Lock	F05010-10	6
7	<b>ANGLE, CORNER SUPPORT</b>	058917	2
8	<b>BOLT, 1/4-20 X 3/4" CARRIAGE</b>	F05005-113	28
9	<b>WASHER, 1/4" SAE FLAT</b>	F05011-11	28
10	<b>NUT, 1/4-20 NYLON LOCK</b>	F05010-69	28

### 11.5 Roof



REF.	DESCRIPTION (◆ Indicates Parts Available In Assemblies Only)	PART #	QTY
	<b>ROOF ASSEMBLY, LT300 CAB</b>	058182	1
1	Roof Weldment, Cab	058183	1
2	Bolt, 3/8-16 x 1" Hex Head Cap	F05007-7	34
3	Washer, 3/8" Flat SAE	F05011-3	24
4	Nut, 3/8-16 Swaged Lock	F05010-25	24
5	Nut, 3/8-16 Hex Nylon Lock	F05010-10	10
6	Plate, Air Vent	016866	2
7	Vent, Plastic Dome	016867	1

11.6 Air Conditioning/Heat Assembly (Optional)



300\_0303



REF.	DESCRIPTION (◆ Indicates Parts Available In Assemblies Only)	PART #	QTY
	<b>AIR CONDITIONING/HEAT ASSEMBLY, CAB (OPTIONAL)</b>	A/C1	1
1	A/C Unit, AC1 (Rev. A4.00)	074118	1
2	Control, A/C1 (Rev. A4.00)	074117	1
	Plug, 13/32 Plastic	014537	10
	Caulk, 10 oz. Tube Clear Silicon	P02616	1
	Clamp, 1/2" Flex Steel Conduit 90 Deg. El	017801	1
	Conduit, 1/2" x 77" Flex Steel	017802	1
	Wire Nut, Yellow	016863	3
	Clamp, 3/4" EMT	P04851	4
	Bolt, 1/4-20 x 1/2" Self Tap Hex Head	F05015-1	4
	Foam, 1/2" x 1" Adhesive Back	R02306	5 ft.
3	Heat Package, A/C1 (Rev. A4.00)	074116	1
4	Drain Kit, A/C1	076000	1