

Wood-Mizer®

Parts List

WB2000-USA

rev. A1.00



Safety is our #1 concern! Read and understand all safety information and instructions before operating, setting up or maintaining this machine.

Form #661_USA

Table of Contents

Section-Page

SECTION 1	GENERAL INFORMATION	1-1
1.1	How To Use the Parts List.....	1-1
1.2	Sample Assembly	1-1
SECTION 2	SAWMILL MAST	2-1
2.1	WB2000 Sawmill Mast	2-1
2.2	Mast Drive Assembly - Left	2-3
2.3	Mast Drive Assembly - Right	2-4
2.4	Up/Down Drive Assembly	2-5
2.5	Up/Down Chain Assembly	2-6
2.6	Chain Guide Rollers & Up/Down Rollers	2-7
2.7	Chain Guide Roller	2-8
2.8	Up/Down Rollers	2-9
2.9	Up/Down Rollers	2-10
2.10	Upper Mast Roller Bracket	2-11
2.11	Saw Head Rollers	2-12
2.12	Track Roller	2-13
2.13	Adjustable Track Roller	2-14
2.14	Saw Head Roller	2-15
SECTION 3	SAW HEAD	3-1
3.1	Motor Kit	3-1
3.2	E50S Motor Kit	3-2
3.3	Cable Carrier Mount Bracket	3-4
3.4	Electric Box	3-5
3.5	Guard Assembly	3-6
3.6	Board Return Guide.....	3-7
3.7	Board Return Assembly	3-8
3.8	Sawdust Chute	3-9
3.9	Blade Guide Arm w/Drive	3-10
3.10	Middle & Side Cameras	3-13
3.11	Side Camera Assembly	3-14
3.12	Side Camera Assembly	3-15
3.13	Middle Camera Assembly	3-16
3.14	Blade Tension Plate Assembly	3-17
3.15	Debarker w/Drive	3-19
3.16	Debarker, WB2000	3-20
3.17	Debarker Track Rail Assembly	3-23
3.18	Blade Wheel Wiper & Scraper	3-25
3.19	Wheel Guard	3-27
3.20	Blade Wheel Top Covers	3-28
3.21	Idle Side Blade Wheel	3-29
3.22	Blade Wheel Mounting Tubes	3-30
3.23	Drive Side Blade Wheel	3-31
3.24	Blade Wheel Shaft Bracket	3-32
3.25	Blade Wheel Guards	3-33
3.26	Blade Housing Safety Switch	3-35

Table of Contents

Section-Page

3.27	Decals	3-36
3.28	Laser Assembly (Option)	3-38
3.29	Oil Supply Assembly, Hydraulic Blade Tensioner	3-39
3.30	Blade Lube Assembly	3-41
3.31	Oil Dispenser	3-43
3.32	Hydraulic Pump w/Motor (No. 715947-UL)	3-44
3.33	Bellow Cylinder Assembly (No. 715929)	3-45
3.34	Vertical Adjustment Bracket (No. 715911)	3-47
3.35	Horizontal Adjustment Bracket (No. 715912)	3-48
3.36	Blade Guide Arm, 2" Blade (No. 718859)	3-49
3.37	Idler Roller Assembly (No. 042543)	3-51
3.38	Fixed Blade Guide (No. 718863)	3-52
3.39	2" Blade Guide Roller (No. 718873)	3-53
SECTION 4 BLADE LUBE ASSEMBLY		4-1
4.1	Blade Lube Assembly	4-1
4.2	Lube Pump Assembly	4-2
SECTION 5 OPERATOR STAND W/CAB (OPTION)		5-1
5.1	Control Box/Monitor Pedestal	5-1
5.2	Control Box	5-2
5.3	Control Box Arm Bracket	5-3
5.4	Operator Stand Base	5-4
5.5	Operator Seat	5-5
5.6	Operator Stand Ladder	5-6
5.7	Joysticks	5-7
5.8	Electric Box Brackets	5-8
SECTION 6 BED FRAME ASSEMBLY		6-1
6.1	Power Feed Chain	6-1
6.2	Bed Rail, WB2000	6-2
6.3	WB2000 Cross Beam Cover	6-3
6.4	Ladder Assembly, Inspection Platform	6-4
6.5	Foot Assembly, Inspection Platform Ladder	6-5
6.6	Inspection Platform Grid	6-6
6.7	Leg Assembly	6-7
6.8	Angle Set, "M" Bed Frame	6-8
6.9	Angle Set, "S" Bed Frame	6-9
6.10	Wireway Assembly	6-10
6.11	Cable Duct Set	6-11
6.12	Wireway	6-12
6.13	Mast Stop Assembly	6-13
6.14	Hydraulic Hose Hanger	6-14
6.15	Wireway Bracket	6-15
6.16	Board Removal Bumper Assembly	6-16
6.17	Rubber Bumper	6-18
6.18	Bed Frame Extension Section ("M" Frame Only)	6-19

Table of Contents

Section-Page

6.19	Bed Frame Extension Assembly M+2	6-20
6.20	Bed Frame Extension Assembly M+4	6-21
6.21	Hydraulic Hose Hanger	6-22
6.22	Cable Chain	6-23
6.23	Pallet-R-Us Side Supports (No. 718899)	6-24
6.24	Log Side Support (No. 718898)	6-25
6.25	Side Support Guide Block (No. 718950)	6-27
6.26	Log Side Support (No. 718926)	6-28
6.27	Side Support Guide Block (No. 718927)	6-30
6.28	Sprocket Assembly (No. 711976)	6-31
6.29	Sprocket Assembly (No. 718910)	6-32
6.30	Sprocket Assembly (No. 718916)	6-33
6.31	Sprocket Assembly (No. 718913)	6-34
6.32	Chain Tensioner (No. 711984)	6-35
6.33	Chain Tensioner (No. 714762)	6-36
6.34	Chain Tensioner (No. 718920)	6-37
SECTION 7	HYDRAULIC PUMP & HYDRAULIC BOX	7-1
7.1	Connection Pump - Monoblock 1 - Monoblock 2	7-1
7.2	Monoblock 1 (Top View)	7-2
7.3	Monoblock 2 (Top View)	7-3
7.4	Chain Turners Hydraulic Motors Connection	7-4
SECTION 8	HYDRAULIC KITS	8-1
8.1	HS1 Hydraulic Kit	8-1
8.2	HS2 Hydraulic Kit	8-2
8.3	HS3 Hydraulic Kit	8-3
8.4	HS4 Hydraulic Kit	8-4
8.5	HS5 Hydraulic Kit	8-5
8.6	Log Side Support	8-6
8.7	Side Support Drive Assembly	8-9
8.8	Side Support Sensor	8-11
8.9	WB2000 Middle Log Clamp	8-12
8.10	Chain Log Turner	8-14
8.11	Driven Log Levelling Rollers - Left and Right	8-16
8.12	Log Levelling Roller	8-18
8.13	Pull-Down Clamp	8-20
8.14	Driven Log Levelling Roller (No. 715175)	8-23
8.15	Driven Log Levelling Roller (No. 715176)	8-25
8.16	Hydraulic Kit No. 719050/9 (1)	8-26
8.17	Hydraulic Kit No. 719050/8 (2)	8-28
8.18	Hydraulic Kit No. 719050/7 (3)	8-29
8.19	Hydraulic Kit No. 719050/6 (4)	8-30
8.20	Hydraulic Kit No. 719050/4 (5)	8-31
8.21	Hydraulic Kit No. 719050/2 (6)	8-32
8.22	Hydraulic Kit No. 719050/1 (7)	8-33
8.23	Hydraulic Kit No. 719050/3 (8)	8-34

Table of Contents

Section-Page

8.24	Hydraulic Kit No. 719050 (9)	8-35
8.25	Side Support Drive Assembly (No. 718921)	8-36

SECTION 9 BELT CONVEYOR

1-1

9.1	Belt Conveyor Frame	1-1
9.2	Conveyor Side Plate	1-2
9.3	Idle Side Roller	1-3
9.4	Conveyor Belt Tensioner	1-4
9.5	Belt Conveyor Pulley	1-5
9.6	Left Pulley Bracket	1-6
9.7	Right Pulley Bracket	1-7

ROZDZIAŁ 10 BELT CONVEYOR (NO. 719020)

2-1

10.1	Complete Belt Conveyor	2-1
10.2	Conveyor Table Support (No. 719034)	2-3
10.3	Connection Bracket Assembly (Part No. 719049)	2-4
10.4	Adjustable Hydraulic Cylinder Base (No. 719055)	2-5
10.5	Conveyor Table (No. 719021)	2-6
10.6	Conveyor Idler Pulley (No. 719058)	2-7
10.7	Drive Pulley Assembly (No. 719068)	2-8
10.8	Motoreducer w/Bracket (No. 535062)	2-10
10.9	Guide Plate (No. 719087)	2-11
10.10	Upper Plate (No. 719043)	2-12
10.11	Conveyor Base (No. 719098)	2-13
10.12	Conveyor Base (No. 719100)	2-14
10.13	Cable Duct (No. 719117)	2-15

SECTION 11 LOG LOADING RAMP (NO. 546100)

3-1

11.1	Log Loading Ramp (No. 546100)	3-1
11.2	Log Loading Ramp Segment (No. 546101)	3-2
11.3	Segment Base Beam (No. 541940)	3-4
11.4	Tension Sprocket (No. 541951)	3-5
11.5	Chain Guide Sprocket (No. 541978)	3-6
11.6	Segment Joining Tube (No. 546059)	3-7
11.7	Rear Leg Assembly (No. 546056)	3-8
11.8	Front Leg Assembly (No. 546053)	3-9
11.9	Segment Shaft (No. 546049)	3-10
11.10	Segment Log Loader (No. 541970)	3-11
11.11	Loader Arm Chain Tensioner (No. 541961)	3-13
11.12	Loader Arm Drive Shaft (No. 546021)	3-14
11.13	Loader Arm Drive Assembly (No. 546013)	3-15
11.14	Second Ramp Segment (No. 546102)	3-16
11.15	Second Segment Joining Tube (No. 546086)	3-18
11.16	Third Segment Joining Tube (No. 546063)	3-19
11.17	Second Segment Shaft (No. 546065)	3-20
11.18	Main Chain Drive Assembly (No. 546085)	3-21
11.19	Second Segment Log Loader (No. 546066)	3-22

Table of Contents

Section-Page

11.20	Loader Arm Drive Shaft (No. 546068)	3-24
11.21	Tube Mount Plate (No. 541991)	3-25
11.22	Third Ramp Segment (No. 546103)	3-26
11.23	Third Segment Joining Tube (No. 546072)	3-28
11.24	Third Segment Shaft (No. 546075)	3-29
11.25	Third Segment Loader (No. 546077)	3-30
11.26	Loader Arm Drive Shaft, Third Segment (No. 546079)	3-32

SECTION 12 CAB

4-1

12.2	Rear Panel	4-2
12.3	Right Panel	4-4
12.4	Front, Left Panel	4-6
12.5	Roof	4-7
12.6	Air Conditioning/Heat Assembly (Optional)	4-8

SECTION 1 GENERAL INFORMATION

1.1 How To Use the Parts List

- Use the index above to locate the assembly that contains the part you need.
- Go to the appropriate section and locate the part in the illustration.
- Use the number pointing to the part to locate the correct part number and description in the table.
- Parts shown indented under another part are included with that part.
- Parts marked with a diamond (◆) are only available in the assembly listed above the part.

See the sample table below. Sample Part #A01111 includes part F02222-2 and subassembly A03333. Subassembly A03333 includes part S04444-4 and subassembly K05555. The diamond (◆) indicates that S04444-4 is not available except in subassembly A03333. Subassembly K05555 includes parts M06666 and F07777-77. The diamond (◆) indicates M06666 is not available except in subassembly K05555.

1.2 Sample Assembly				
REF.	DESCRIPTION (◆ Indicates Parts Available In Assemblies Only)	PART #	QTY	
	Sample Assembly, Complete (Includes All Indented Parts Below)	A01111	1	
1	Sample Part	F02222-22	1	
	Sample Subassembly (Includes All Indented Parts Below)	A03333	1	
2	Sample Part (◆ Indicates Part Is Only Available With A03333)	S04444-4	1	◆
	Sample Subassembly (Includes All Indented Parts Below)	K05555	1	
3	Sample Part (◆ Indicates Part Is Only Available With K05555)	M06666	2	◆
4	Sample Part	F07777-77	1	

To Order Parts:

- From Europe call our European Headquarters and Manufacturing Facility in Kolo, Poland at **+48-63-2626000**. From the continental U.S., call our toll-free Parts hotline at **1-800-525-8100**. Have your customer number, vehicle identification number, and part numbers ready when you call. From other international locations, contact the Wood-Mizer distributor in your area for parts.

Office Hours:

Country	Monday - Friday	Saturday	Sunday
Poland	7-15	Closed	Closed
US	8 a.m.- 5 p.m.	8 a.m.- 12 p.m.	Closed

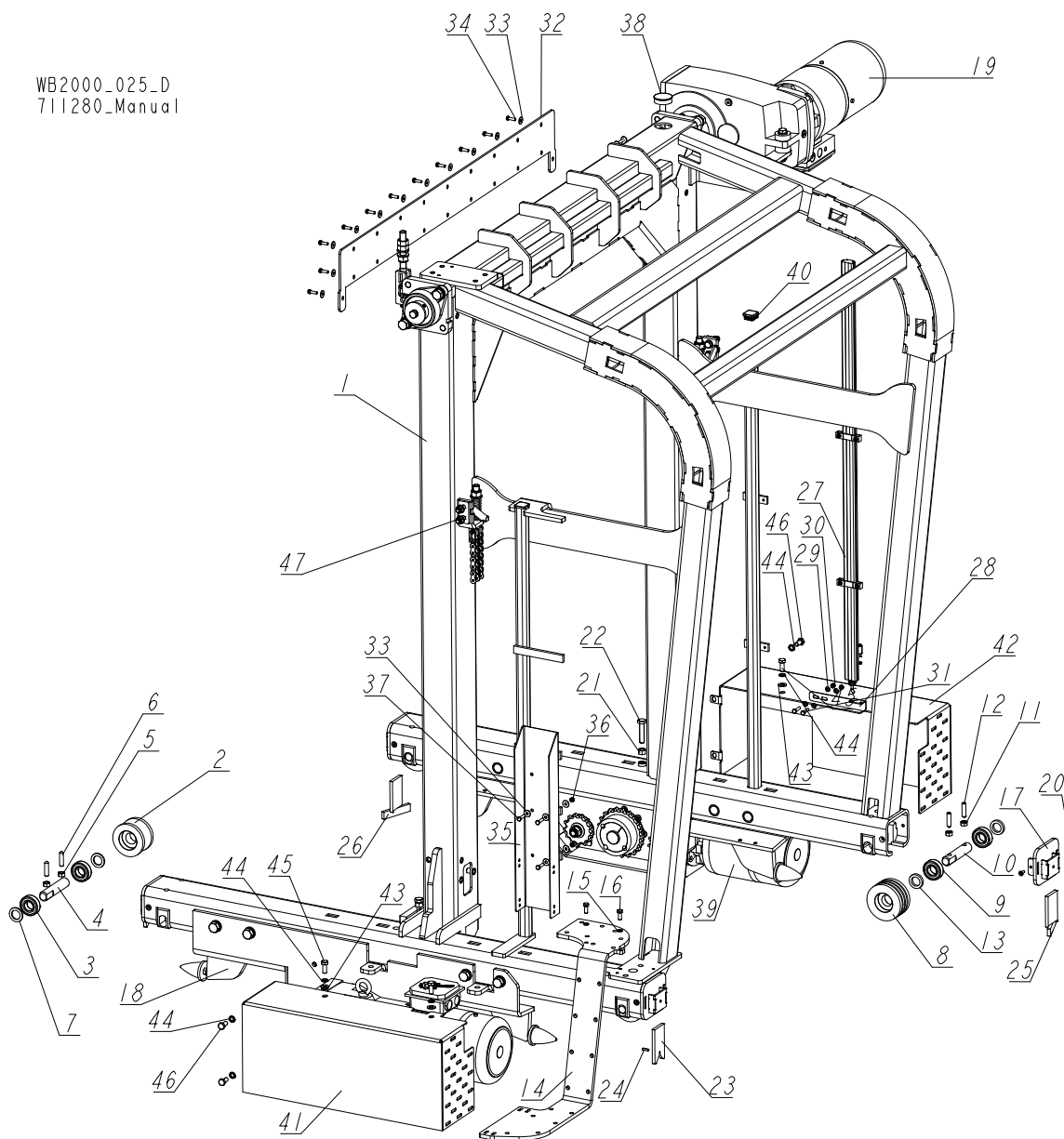


CAUTION! It is strongly recommended that only original spare parts be used.

SECTION 2 SAWMILL MAST

2.1 WB2000 Sawmill Mast

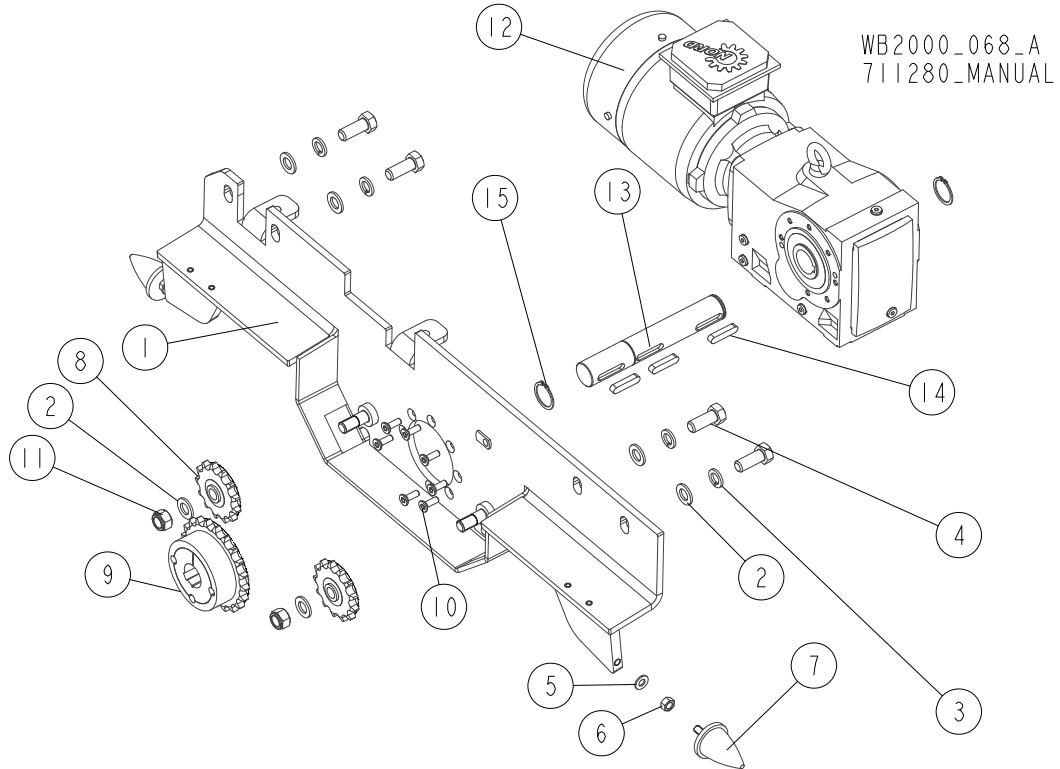
WB2000_025-D
711280_Manual



REF.	DESCRIPTION (◆ Indicates Parts Available in Assemblies Only)	PART#	QTY
	MAST, WB 2000 COMPLETE	713000-UL	1
1	MAST WELDMENT	713010-1	1
	ROLLER, TRACK - COMPLETE	710843	2
2	ROLLER, TRACK	710008-1	1
3	BEARING, 6005 2RS PN-85/M-86100	089652	2
4	SHAFT, TRACK ROLLER	710013-1	1
5	NUT, M10 8 HEX ZINC	F81033-3	2
6	SCREW, M10X40-45H-GEOMET HEX SOCKET SET W/CONE POINT	F81003-61	2
7	BUSHING, 25.2/38-7 ZINC-PLATED	710039-1	2

REF.	DESCRIPTION (◆ Indicates Parts Available in Assemblies Only)	PART#	QTY
	ROLLER, TRACK - COMPLETE	710844	2
8	ROLLER, TRACK	710009-1	1
9	BEARING, 6005 2RS PN-85/M-86100	089652	2
10	SHAFT, TRACK ROLLER	710013-1	1
11	NUT, M10 8 HEX ZINC	F81033-3	2
12	SCREW, M10X40-45H-GEOMET HEX SOCKET SET W/CONE POINT	F81003-61	2
13	BUSHING, 25.2/38-7 ZINC-PLATED	710039-1	2
14	BRACKET, CABLE CARRIER MOUNT	714983-1	1
15	WASHER, 8.2 SPLIT LOCK ZINC	F81054-4	2
16	BOLT, M8X20 8.8 HEX HEAD FULL THREAD ZINC	F81002-4	2
17	MOUNT WELDMENT, SCRAPER	713209-1	4
18	DRIVE ASSEMBLY, MAST LEFT See Section 2.2.	713011-UL	1
19	DRIVE ASSEMBLY, WB2000 UP/DOWN See Section 2.4	711035-UL	1
20	SCREW, M6X16-10.9 DIN7991 FLAT SOCKET HEAD CAP ZINC	F81001-55	8
21	NUT, M12-8-B HEX ZINC	F81034-1	2
22	BOLT, M12X55 8.8 HEX HEAD ZINC	F81004-43	2
23	SCRAPER, "V"	710634-1	2
24	PIN, 5X16 ROLL ZINC	F81044-3	2
25	SCRAPER, FRONT STRAIGHT	710635-1	1
26	SCRAPER, REAR STRAIGHT	710645-1	1
	TRANSDUCER ASSEMBLY, MICROPULSE	710870	1
27	TRANSDUCER, BTL6-E500-M1000-PF-S115 MICROPULSE	509155	1
28	BRACKET, MAGNET	710871-1	1
29	WASHER, 6.4 FLAT ZINC	F81053-1	4
30	NUT, M6-8-B HEX NYLON ZINC LOCK	F81031-2	2
31	BOLT, M6X25 5.8 HEX HEAD FULL THREAD ZINC	F81001-3	2
32	COVER	711031-1	1
33	WASHER, 6.5 SPECIAL FLAT ZINC	F81053-11	27
34	BOLT, M6X20 8.8 HEX HEAD FULL THREAD ZINC	F81001-2	20
35	CHANNEL, CABLE CARRIER BRACKET	710573-1	1
36	NUT, M6-8-B HEX NYLON ZINC LOCK	F81031-2	4
37	BOLT, M6X25 5.8 HEX HEAD FULL THREAD ZINC	F81001-3	4
38	CAP, 44.5 MM #466923 HOLE	500768	1
39	DRIVE ASSEMBLY, MAST RIGHT See Section 2.3	713015-UL	1
40	CAP, 30X30X3 1540 DIA. 111219 TUBE END (MOSS)	099463	2
41	GUARD, MOTOR	713147-1	1
42	GUARD, MOTOR (FROM ENCODER SIDE)	713148-1	1
43	WASHER, 10.5 FLAT ZINC	F81055-1	4
44	WASHER, Z 10.2 SPLIT LOCK ZINC	F81055-2	8
45	BOLT, M10X25 8.8 HEX HEAD FULL THREAD ZINC	F81003-11	4
46	BOLT, M10X20-5.8 HEX HEAD FULL THREAD ZINC	F81003-1	4
47	CHAIN ASSEMBLY, UP/DOWN See Section 2.5	713595	1
48	CHAIN, POWER FEED See Section 7.1	714806 714807	1

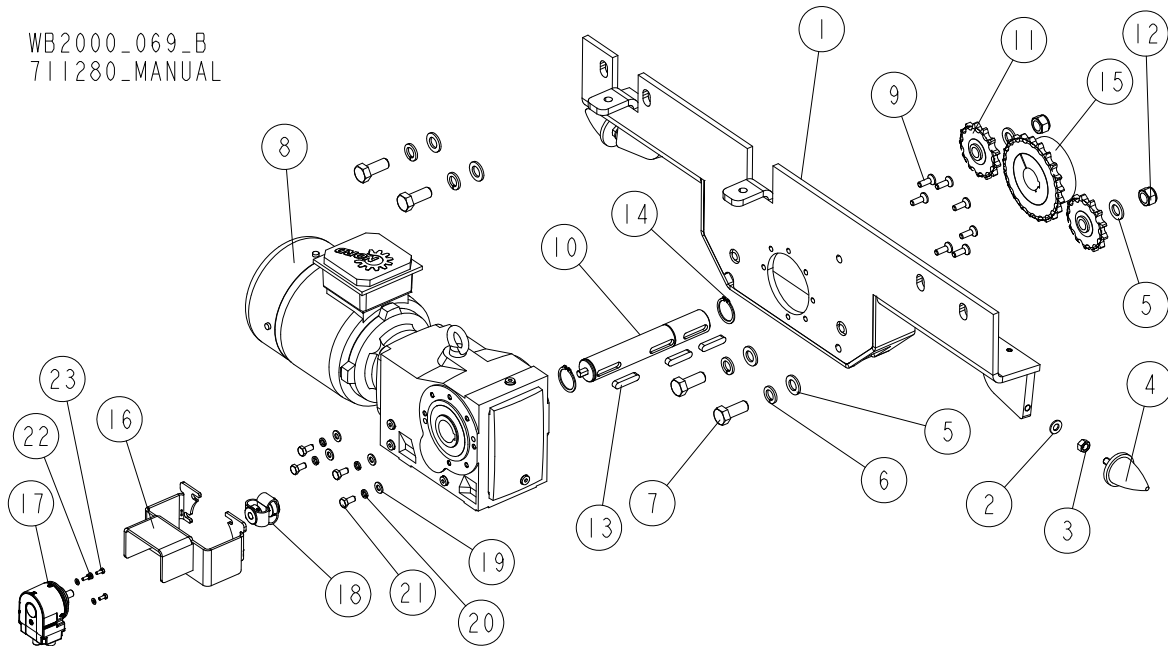
2.2 Mast Drive Assembly - Left



REF.	DESCRIPTION (◆ Indicates Parts Available in Assemblies Only)	PART#	QTY
	DRIVE ASSEMBLY, MAST LEFT	713011-UL	1
1	PLATE WELDMENT, MAST SIDE	713012-1	1
2	WASHER, 17 SPLIT LOCK ZINC	F81058-1	6
3	WASHER, 16.3 SPLIT LOCK ZINC	F81058-2	4
4	BOLT, M16X40-8.8 HEX HEAD FULL THREAD ZINC	F81006-13	4
5	WASHER, 10.5 FLAT ZINC	F81055-1	2
6	NUT, M10 8 HEX ZINC	F81033-3	2
7	BUMPER	710846	2
8	SPROCKET, 12B1 Z=13	713045	2
9	SPROCKET/TAPER LOCK 12B1	713044	1
10	SCREW, M8X25-8.8 FLAT SOCKET HEAD CAP ZINC	F81002-65	7
11	NUT, M16-8 HEX NYLON ZINC LOCK	F81036-2	2
12	MOTOREDUCER, SK9012.1AZ-90LH/4	713333-UL	1
13	SHAFT, ZINC-PL. DRIVE (1)	713051-1	1
14	KEY, A10X8X45 PARALLEL	091312	3
15	RING, Z35 OUTSIDE RETAINING	F81090-36	2

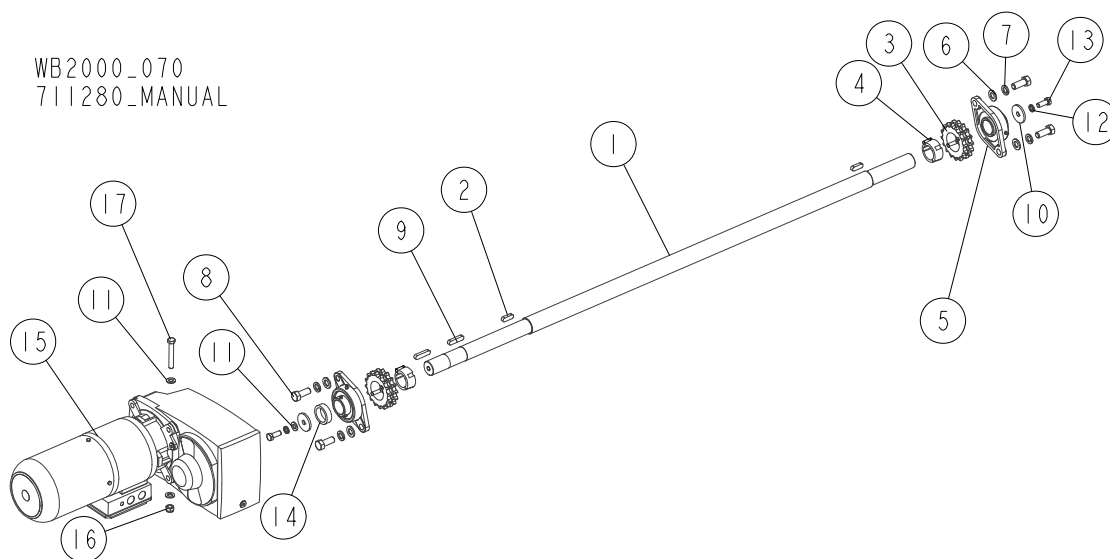
2.3 Mast Drive Assembly - Right

WB2000_069_B
711280_MANUAL



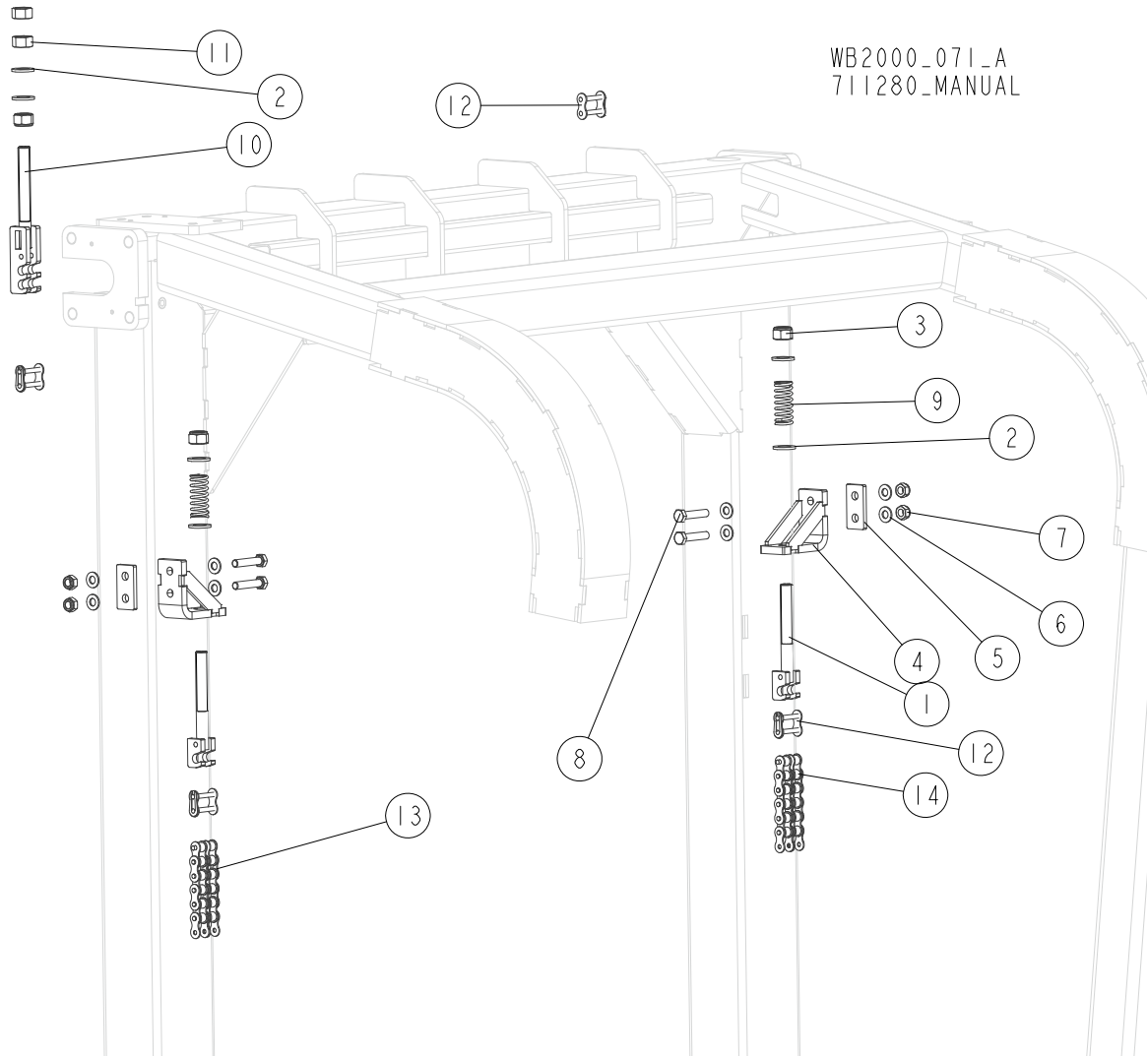
REF.	DESCRIPTION (◆ Indicates Parts Available in Assemblies Only)	PART#	QTY
	DRIVE ASSEMBLY, MAST RIGHT	713015-UL	1
1	PLATE WELDMENT, MAST RIGHT SIDE	713016-1	1
2	WASHER, 10.5 FLAT ZINC	F81055-1	2
3	NUT, M10 8 HEX ZINC	F81033-3	2
4	BUMPER	710846	2
5	WASHER, 17 SPLIT LOCK ZINC	F81058-1	6
6	WASHER, 16.3 SPLIT LOCK ZINC	F81058-2	4
7	BOLT, M16X40-8.8 HEX HEAD FULL THREAD ZINC	F81006-13	4
8	MOTOREDCER, SK9012.1AZ-90LH/4	713333-UL	1
9	SCREW, M8X25-8.8 FLAT SOCKET HEAD CAP ZINC	F81002-65	7
10	SHAFT, DRIVE (1)	713052-1	1
11	SPROCKET, 12B1 Z=13	713045	2
12	NUT, M16-8 HEX NYLON ZINC LOCK	F81036-2	2
13	KEY, A10X8X45 PARALLEL	091312	3
14	RING, Z35 OUTSIDE RETAINING	F81090-36	2
15	SPROCKET/TAPER LOCK 12B1	713044	1
16	BRACKET, ENCODER	713273-1	1
17	ENCODER, ETHERNET/IP EAL580 ABSOLUTE	510264	1
18	COUPLING, 8.0000.1K01.1010 ENCODER	713247	1
19	WASHER, 8.4 FLAT ZINC	F81054-1	4
20	WASHER, 8.2 SPLIT LOCK ZINC	F81054-4	4
21	BOLT, M8X16-8.8-B HEX HEAD FULL THREAD ZINC	F81002-20	4
22	WASHER, 4.3 FLAT ZINC	F81051-2	3
23	SCREW, M4X10 DIN 933/ISO 4017 (A2) STAINLESS STEEL	F81000-27	3

2.4 Up/Down Drive Assembly



REF.	DESCRIPTION (◆ Indicates Parts Available in Assemblies Only)	PART#	QTY
	DRIVE ASSEMBLY, WB2000 UP/DOWN	711035-UL	1
1	SHAFT, UP/DOWN DRIVE	713605-1	1
2	KEY, A12X8X36 PN-70/M-85005 PARALLEL	503182	2
	SPROCKET, 12B-2 (554539+T31080)	713606	2
3	SPROCKET, 12B Z16	713607	1
4	BUSHING, T31080 TAPER LOCK	713608	1
5	BEARING, UCFL208 (KG INTERN. FZCO) W/HOUSING	099423	2
6	WASHER, 17 SPLIT LOCK ZINC	F81058-1	4
7	WASHER, 16.3 SPLIT LOCK ZINC	F81058-2	4
8	BOLT, M16X40-8.8 HEX HEAD FULL THREAD ZINC	F81006-13	4
9	KEY, A12X8X50 PN-70/M85005, DIN6885	506735	2
10	WASHER, 60/12.5 - 5 SPECIAL	513627	2
11	WASHER, 13 FLAT ZINC	F81056-1	3
12	WASHER, Z12.2 SPLIT LOCK ZINC	F81056-2	2
13	BOLT, M12X30 8.8 HEX HEAD FULL THREAD ZINC	F81004-22	2
14	BUSHING, 40.5/53-15 ZINC-PLATED	710856-1	1
15	MOTOREDUCTOR, SK3282AGH-90L/4 BRE20 SR IG12K (I=52.97; P=1.5KW)	710855-UL	1
16	NUT, M12 8 HEX NYLON ZINC LOCK	F81034-2	1
17	BOLT, M12X80-8.8 HEX HEAD ZINC	F81004-46	1

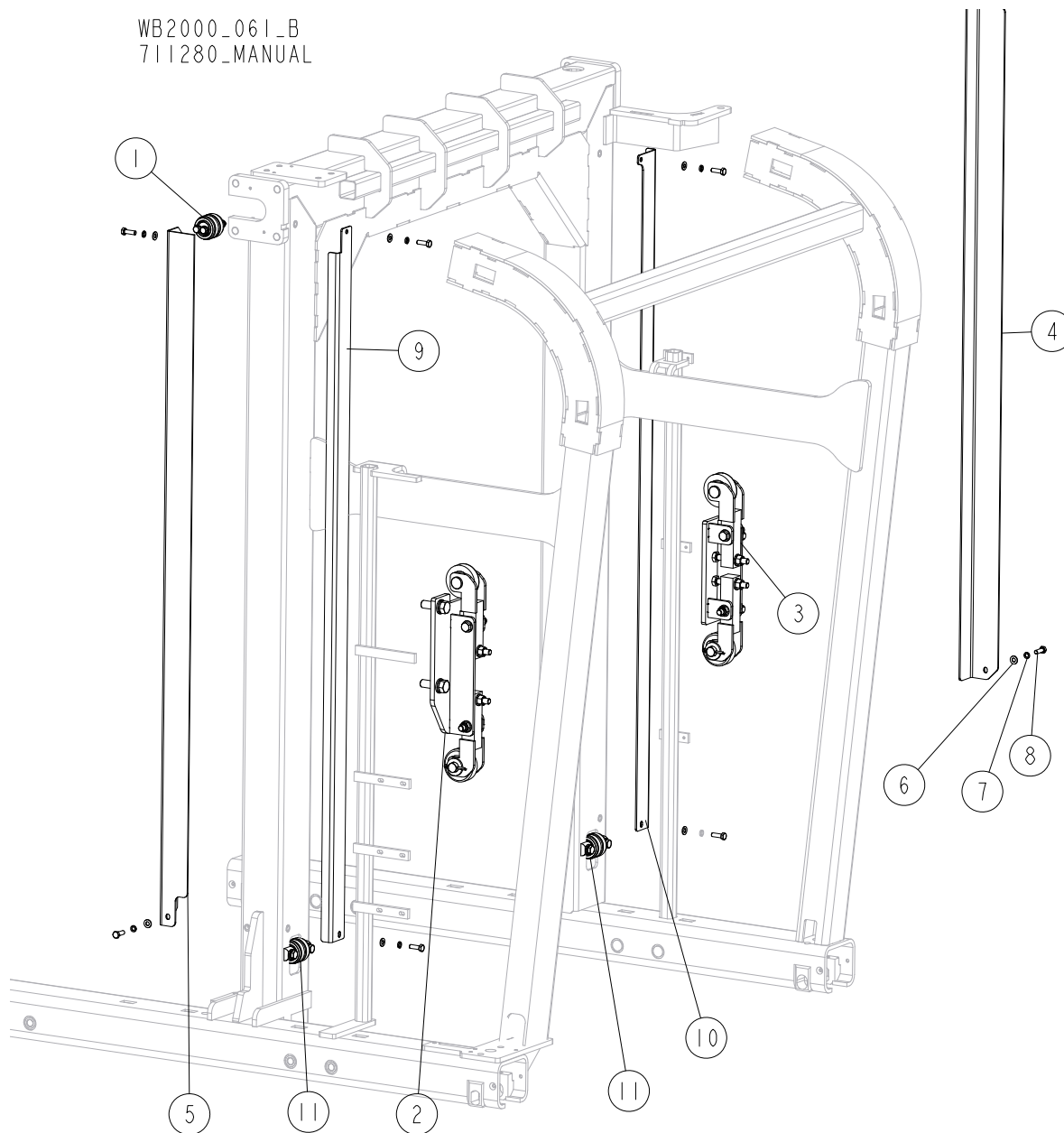
2.5 Up/Down Chain Assembly



REF.	DESCRIPTION (◆ Indicates Parts Available in Assemblies Only)	PART#	QTY
	CHAIN ASSEMBLY, UP/DOWN	713595	1
1	ROD WELDMENT, CHAIN HOOK (LOWER)	713592-1	2
2	WASHER, 17 SPLIT LOCK ZINC	F81058-1	6
3	NUT, M16-8 HEX NYLON ZINC LOCK	F81036-2	3
4	BRACKET, CHAIN MOUNT	710998-1	2
5	PLATE, SPACER	710672-1	2
6	WASHER, 10.5 FLAT ZINC	F81055-1	8
7	NUT, M10-8-B HEX NYLON ZINC LOCK	F81033-1	4
8	BOLT, M10x50-8.8 HEX HEAD FULL THREAD ZINC	F81003-4	4
9	SPRING, 18x57xn3.2	710869	2
10	ROD WELDMENT, CHAIN HOOK	713597-1	1
11	NUT, M16-8 HEX ZINC	F81036-1	2
12	LINK, 12B-2PZ MASTER	099249	4
13	CHAIN, 12B-2 (157-LINK)	713596	1
14	CHAIN, 12B-2 (151-LINK)	713589	1

2.6 Chain Guide Rollers & Up/Down Rollers

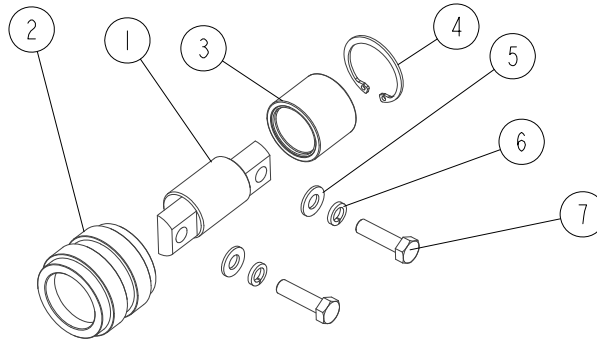
WB2000_061_B
711280_MANUAL



REF.	DESCRIPTION (◆ Indicates Parts Available in Assemblies Only)	PART#	QTY
1	ROLLER, CHAIN GUIDE - COMPLETE See Section 2.14	713609	1
2	ROLLER SET, UP/DOWN See Section 2.8	713324	1
3	ROLLER SET, UP/DOWN See Section 2.9	713325	1
4	ANGLE, WB2000 MAST	714448	1
5	ANGLE, WB2000 MAST	714449	1
6	WASHER, 8.4 FLAT ZINC	F81054-1	8
7	WASHER, 8.2 SPLIT LOCK ZINC	F81054-4	8
8	BOLT, M8X25-8.8-B HEX HEAD FULL THREAD ZINC	F81002-5	8
9	ANGLE, WB2000 MAST	714568	1
10	ANGLE, WB2000 MAST	714569	1
11	ROLLER, CHAIN GUIDE - COMPLETE See Section 2.7	713591	2

2.7 Chain Guide Roller

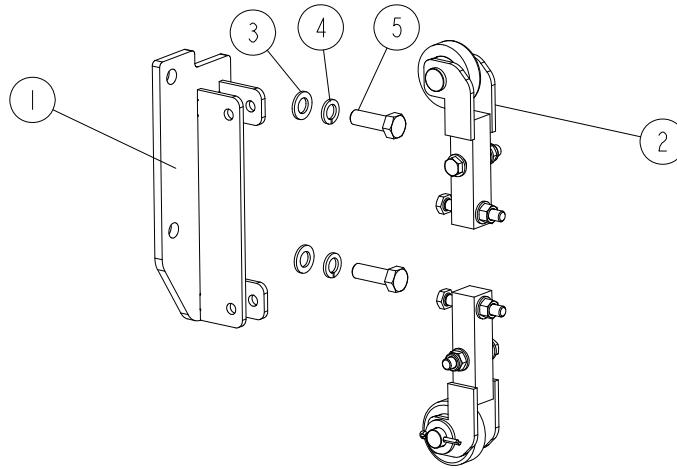
WB2000_063
711280_MANUAL



REF.	DESCRIPTION (◆ Indicates Parts Available in Assemblies Only)	PART#	QTY	
	ROLLER, CHAIN GUIDE - COMPLETE	713591	1	
1	SHAFT, CHAIN GUIDE ROLLER	710841-1	1	
2	ROLLER, CHAIN GUIDE	713590-1	1	
3	BEARING, NK 28/30 NEEDLE	711439	1	
4	RING, W37 INSIDE RETAINING	F81090-55	1	
5	WASHER, 8.4 FLAT ZINC	F81054-1	2	
6	WASHER, 8.2 SPLIT LOCK ZINC	F81054-4	2	
7	BOLT, M8X30-5.8-B HEX HEAD FULL THREAD ZINC	F81002-2	2	

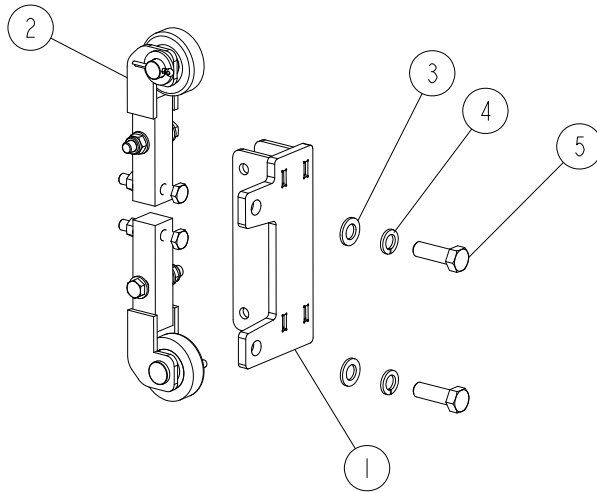
2.8 Up/Down Rollers

WB2000_064_A
711280_MANUAL



REF.	DESCRIPTION (◆ Indicates Parts Available in Assemblies Only)	PART#	QTY	
	ROLLER SET, UP/DOWN	713324	1	
1	PLATE WELDMENT, ROLLER MOUNT	713194-1	1	
2	BRACKET, UPPER MAST ROLLER - COMPLETE See Section 2.10	503484	2	
3	WASHER, 17 SPLIT LOCK ZINC	F81058-1	2	
4	WASHER, 16.3 SPLIT LOCK ZINC	F81058-2	2	
5	BOLT, M16X50-8.8 HEX HEAD FULL THREAD ZINC	F81006-7	2	

2.9 Up/Down Rollers



WB2000_065_A
711280_MANUAL

REF.	DESCRIPTION (◆ Indicates Parts Available in Assemblies Only)	PART#	QTY
	ROLLER SET, UP/DOWN	713325	1
1	PLATE WELDMENT, ROLLER MOUNT	713195-1	1
2	BRACKET, UPPER MAST ROLLER - COMPLETE See Section 2.10	503484	2
3	WASHER, 17 SPLIT LOCK ZINC	F81058-1	2
4	WASHER, 16.3 SPLIT LOCK ZINC	F81058-2	2
5	BOLT, M16X50-8.8 HEX HEAD FULL THREAD ZINC	F81006-7	2

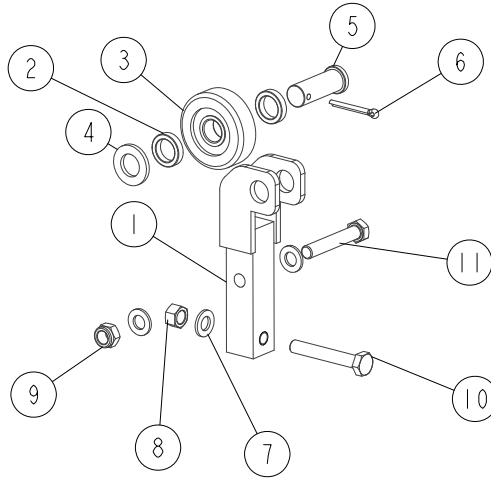


Sawmill Mast

Upper Mast Roller Bracket

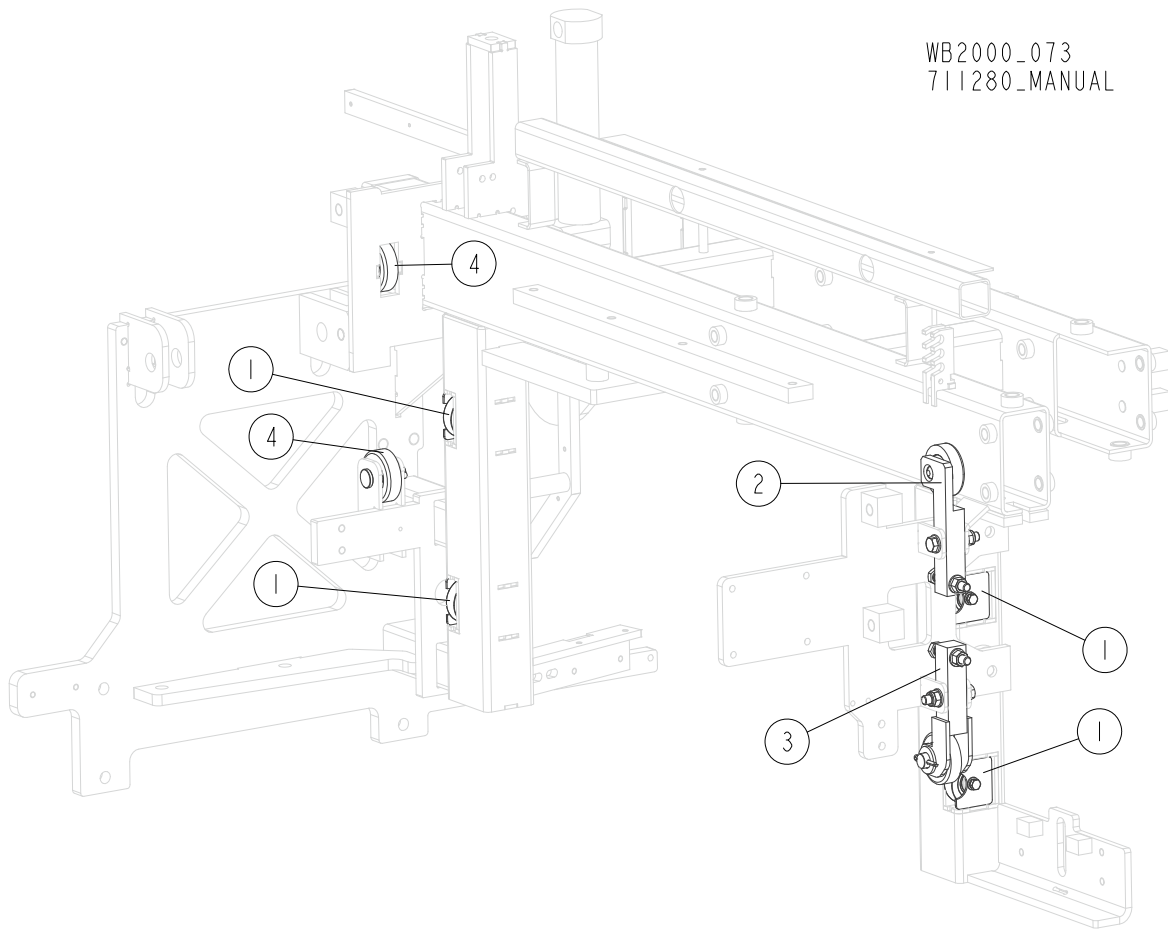
2.10 Upper Mast Roller Bracket

WB2000_066
711280_MANUAL



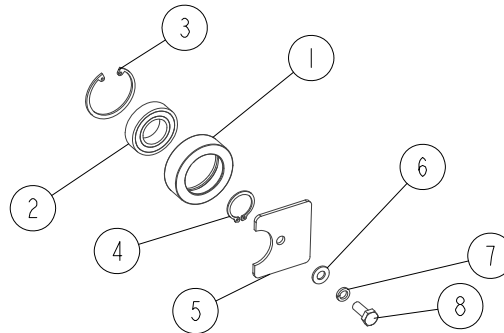
REF.	DESCRIPTION (◆ Indicates Parts Available in Assemblies Only)	PART#	QTY
	BRACKET ASSEMBLY, UPPER MAST ROLLER	503484	1
1	BRACKET WELDMENT, UPPER MAST ROLLER	503482-1	1
2	BUSHING, N21XN30X7.2	503478-1	2
3	ROLLER, R68.5M 20MM HOLE METAL	503475	1
4	WASHER, 21 FLAT ZINC	F81059-2	1
5	PIN, 20X55 FLANGE 25-5 ZINC-PLATED	504173-1	1
6	PIN, S-FE 5X40 COTTER	F81043-31	1
7	WASHER, 13 FLAT ZINC	F81056-1	3
8	NUT, M12-8-B HEX ZINC	F81034-1	1
9	NUT, M12 8 HEX NYLON ZINC LOCK	F81034-2	1
10	BOLT, M12X75-8.8 HEX HEAD FULL THREAD ZINC	F81004-10	1
11	BOLT, M12X70-8.8 HEX HEAD ZINC	F81004-39	1

2.11 Saw Head Rollers



REF.	DESCRIPTION (◆ Indicates Parts Available in Assemblies Only)	PART#	QTY
1	ROLLER, TRACK - COMPLETE See Section 2.12	713159	4
2	ROLLER, ADJUSTABLE TRACK - COMPLETE See Section 2.13	713245	1
3	BRACKET, UPPER MAST ROLLER - COMPLETE See Section 2.10	503484	1
4	ROLLER, SAW HEAD - COMPLETE See Section 2.14	713564	2

2.12 Track Roller

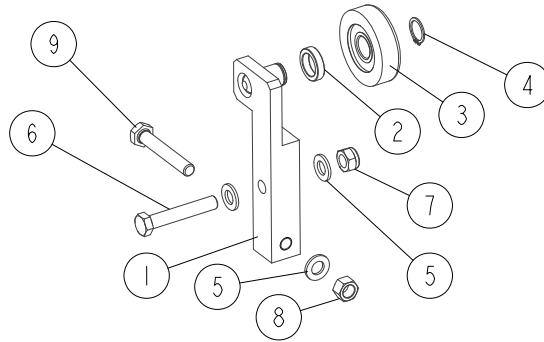


WB2000_074
711280_MANUAL

REF.	DESCRIPTION (◆ Indicates Parts Available in Assemblies Only)	PART#	QTY
	ROLLER, TRACK - COMPLETE	713159	1
1	ROLLER, TRACK	710184-1	1
2	BEARING, 6005 2RS PN-85/M-86100	089652	1
3	RING, W 47 PN-81/M-85111 INSIDE RETAINING	089653	1
4	RING, 25Z OUTSIDE RETAINING	F81090-22	1
5	PLATE, COVER	713170-1	1
6	WASHER, 8.4 FLAT ZINC	F81054-1	1
7	WASHER, 8.2 SPLIT LOCK ZINC	F81054-4	1
8	BOLT, M8X20 5.8 HEX HEAD FULL THREAD ZINC	F81002-1	1

2.13 Adjustable Track Roller

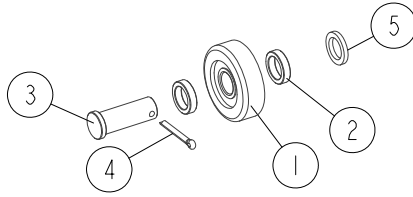
WB2000_075
711280_MANUAL



REF.	DESCRIPTION (◆ Indicates Parts Available in Assemblies Only)	PART#	QTY
	ROLLER, ADJUSTABLE TRACK - COMPLETE	713245	1
1	BLOCK WELDMENT, ROLLER MOUNT	713244-1	1
2	BUSHING, N21XN30X7.2	503478-1	1
3	ROLLER, R68.5M 20MM HOLE METAL	503475	1
4	RING, Z 20 OUTSIDE RETAINING	F81090-27	1
5	WASHER, 13 FLAT ZINC	F81056-1	3
6	BOLT, M12X70-8.8 HEX HEAD ZINC	F81004-39	1
7	NUT, M12-8 HEX NYLON ZINC LOCK	F81034-2	1
8	NUT, M12-8-B HEX ZINC	F81034-1	1
9	BOLT, M12X75-8.8 HEX HEAD FULL THREAD ZINC	F81004-10	1

2.14 Saw Head Roller

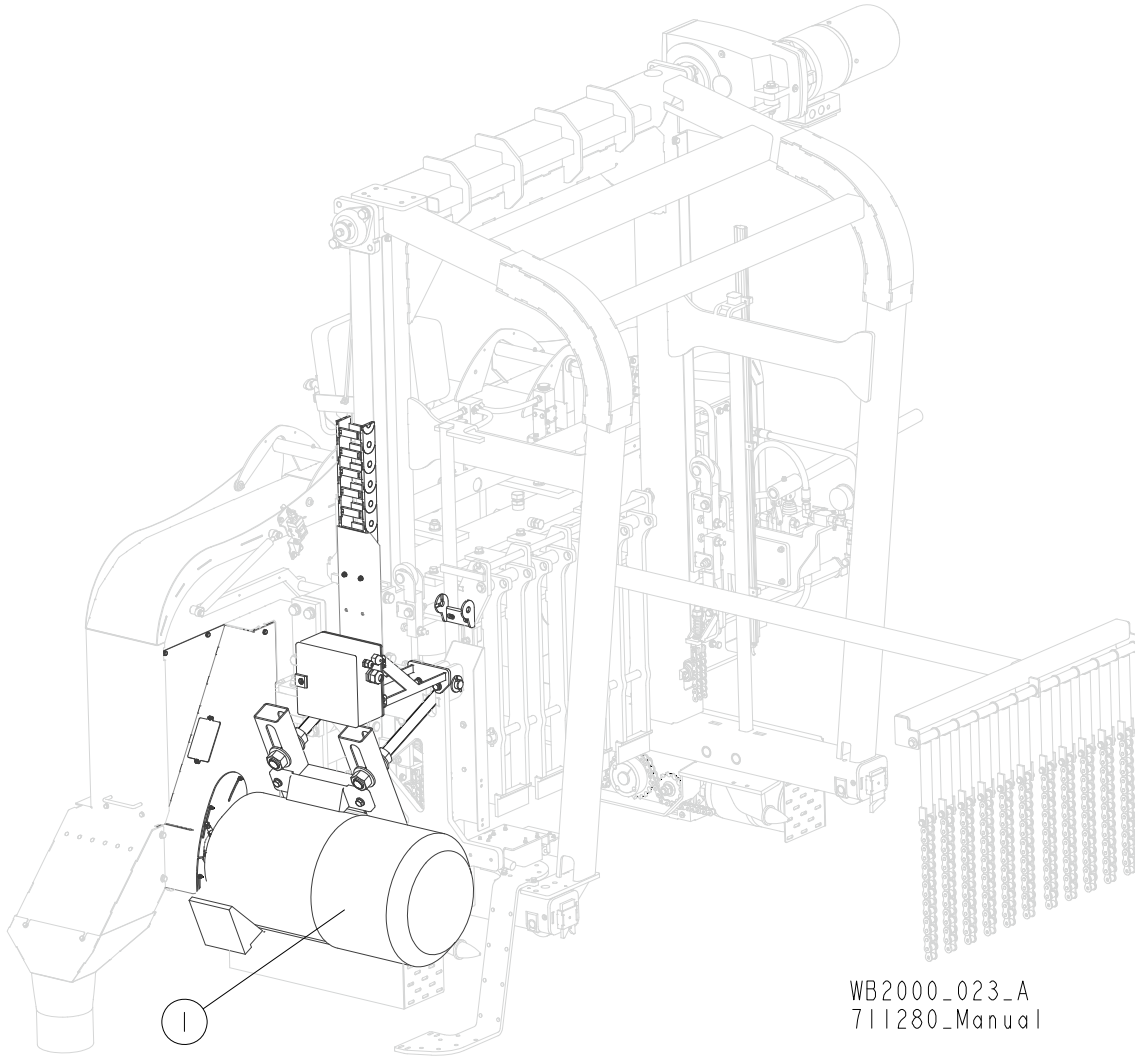
WB2000_076
711280_MANUAL



REF.	DESCRIPTION (◆ Indicates Parts Available in Assemblies Only)	PART#	QTY
	ROLLER, SAW HEAD - COMPLETE	713564	1
1	ROLLER, R68.5M 20MM HOLE METAL	503475	1
2	BUSHING, N21XN30X7.2	503478-1	2
3	PIN, 20X55 25-5 ZINC-PLATED	504173-1	1
4	PIN, S-FE 5X40 COTTER	F81043-31	1
5	WASHER, 20.5X30-4 ZINC-PLATED	515021-1	

SECTION 3 SAW HEAD

3.1 Motor Kit

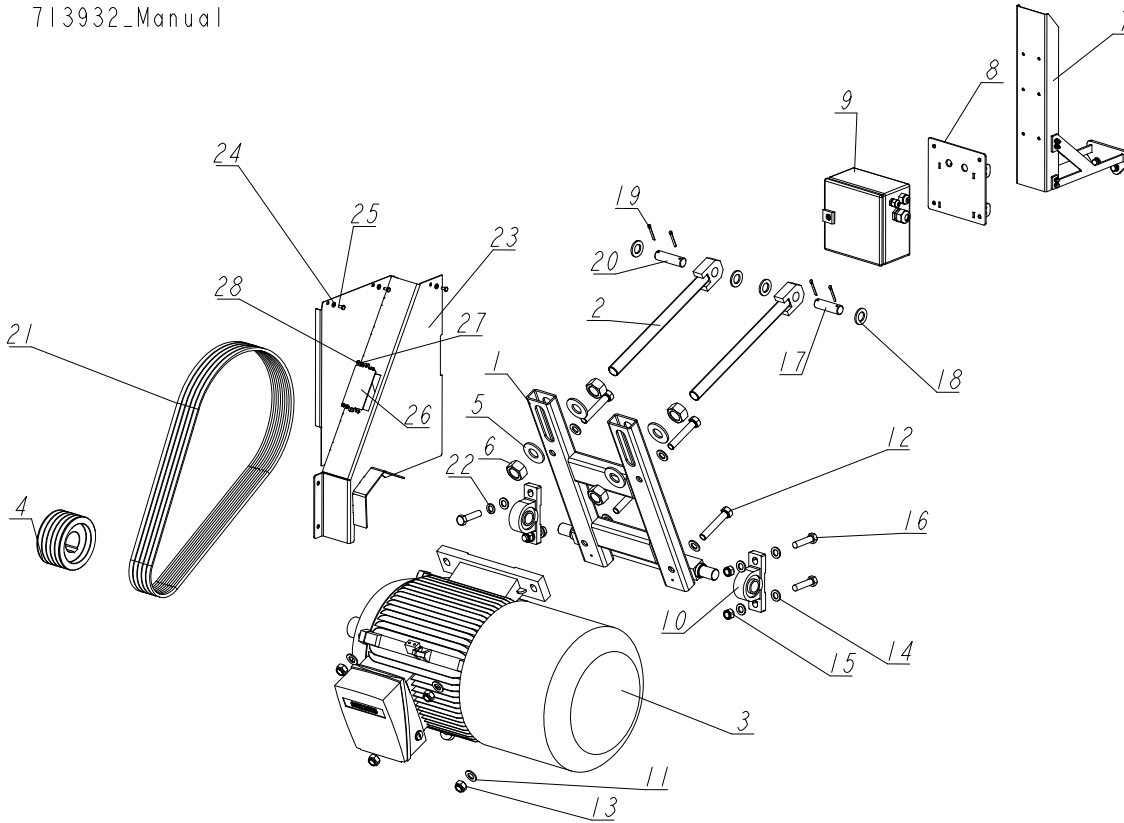


WB2000_023_A
711280_Manual

REF.	DESCRIPTION (◆ Indicates Parts Available in Assemblies Only)	PART #	QTY	
1	MOTOR KIT, WB2000 E50S See Section 3.2	714957	1	

3.2 E50S Motor Kit

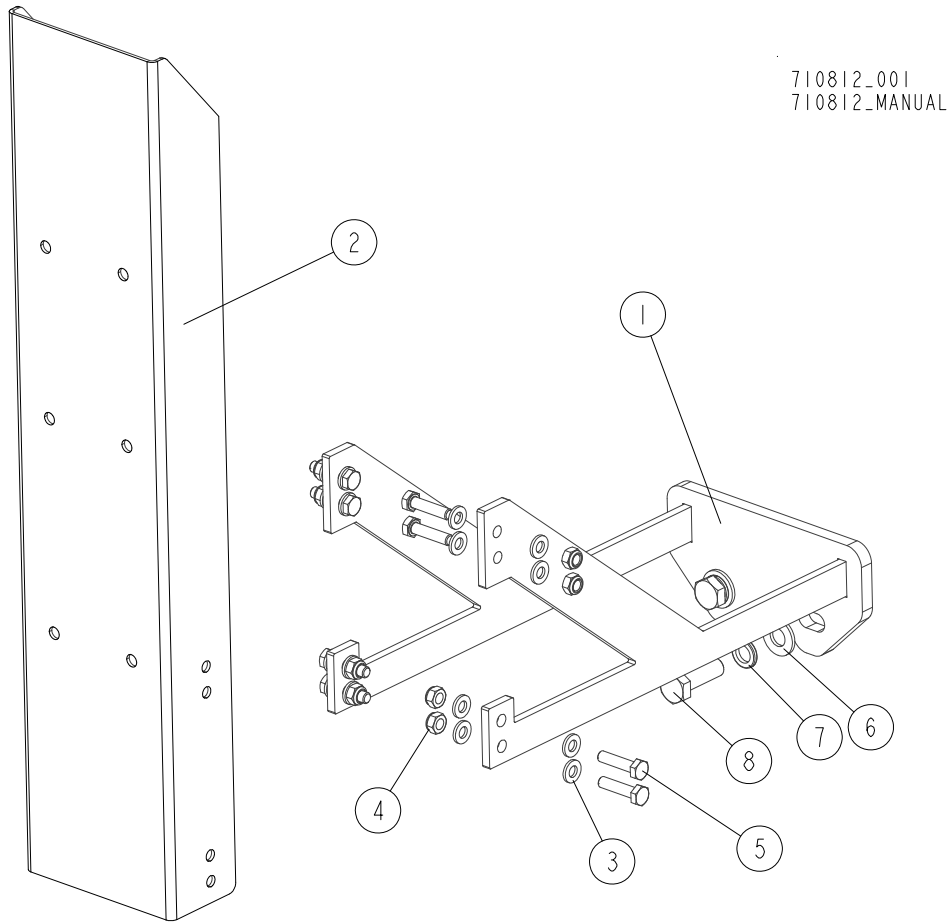
713932_001_A
713932_Manual



REF.	DESCRIPTION (◆ Indicates Parts Available in Assemblies Only)	PART #	QTY
-	MOTOR KIT, E50S (37kW) WB2000	714957	1
1	MOUNT WELDMENT, 37 KW WB2000 MOTOR	713867-1	1
2	ROD WELDMENT, MOTOR ZINC-PLATED TENSION	713877-1	2
3	MOTOR, 37KW W/BRAKE 1LE1001-2AB63-4AA4-Z F01+F12	714955	1
4	PULLEY, SPA-5;N140 (F02261+T31130)	713934	1
5	WASHER, 31/65-5	713940-1	4
6	NUT, M30 HEX ZINC	F81038-3	4
7	BRACKET, CABLE CARRIER MOUNT	710812	1
8	PLATE, COMPLETE	711389-1	1
9	BOX, ELECTRIC - COMPLETE See Section 3.4	711376	1
10	BEARING, UCP206 W/HOUSING	099254	2
11	WASHER, 19 FLAT ZINC	F81060-1	8
12	BOLT, M18X100-8.8 HEX HEAD ZINC	F81008-4	4
13	NUT, M18 HEX NYLON LOCK	F81039-15	4
14	WASHER, 17 SPLIT LOCK ZINC	F81058-1	7
15	NUT, M16, HEX NYLON ZINC LOCK	F81036-2	3
16	BOLT, M16X65, 8.8 HEX HEAD FULL THREAD ZINC	F81006-1	4
17	PIN, 24.9X82 ZINC-PLATED	713938-1	1
18	WASHER, 25 FLAT ZINC	F81061-3	4
19	PIN, S-FE 5X40 COTTER	F81043-31	4
20	PIN, 24.9X90 ZINC-PLATED	713939-1	1
21	V-BELT, OPTIBELT XPA L=1682	713990	5

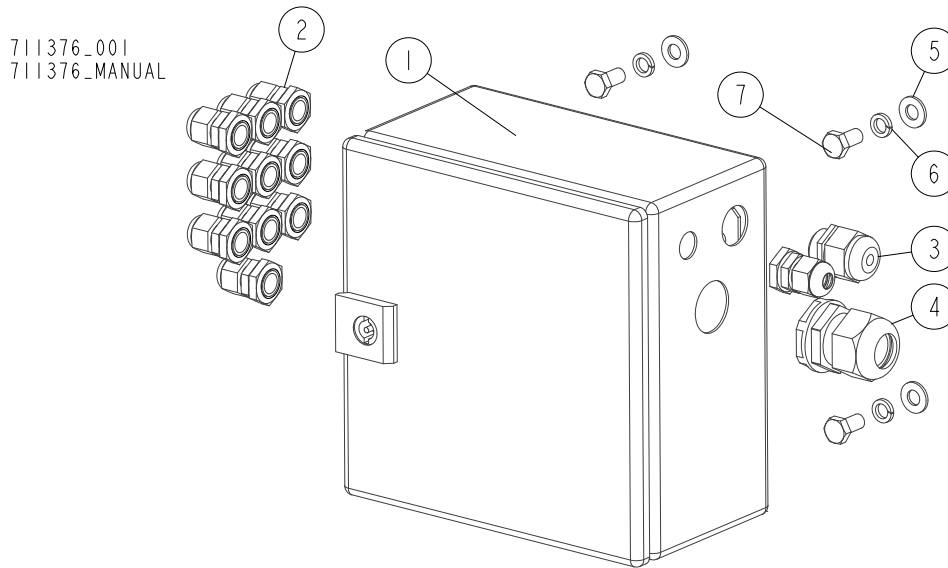
REF.	DESCRIPTION (◆ Indicates Parts Available in Assemblies Only)	PART #	QTY	
22	WASHER, 16,3 SPLIT LOCK ZINC	F81058-2	1	
-	GUARD ASSEMBLY, PULLEY	716001	1	
23	GUARD WELDMENT, PULLEY	716002-1	1	
24	WASHER, 6.4 FLAT ZINC	F81053-1	3	
25	BOLT, M6X12 8.8 HEX HEAD FULL THREAD ZINC	F81001-7	3	
26	COVER, INSPECTION	714008-1	1	
27	WASHER, 5.3 FLAT ZINC	F81052-1	2	
28	NUT, M5-8 DIN985 HEX NYLON ZINC LOCK	F81030-2	2	

3.3 Cable Carrier Mount Bracket



REF.	DESCRIPTION (◆ Indicates Parts Available in Assemblies Only)	PART #	QTY
	BRACKET, CABLE CARRIER MOUNT	710812	1
1	MOUNT WELDMENT, CABLE CARRIER BRACKET	714456-1	1
2	CHANNEL, CABLE CARRIER BRACKET	710573-1	1
3	WASHER, 6.4 FLAT ZINC	F81053-1	16
4	NUT, M6-8-B HEX NYLON ZINC LOCK	F81031-2	8
5	BOLT, M6X25 5.8 HEX HEAD FULL THREAD ZINC	F81001-3	8
6	WASHER, 10.5 FLAT ZINC	F81055-1	2
7	WASHER, Z 10.2 SPLIT LOCK ZINC	F81055-2	2
8	BOLT, M10X30 5.8 HEX HEAD FULL THREAD ZINC	F81003-2	2

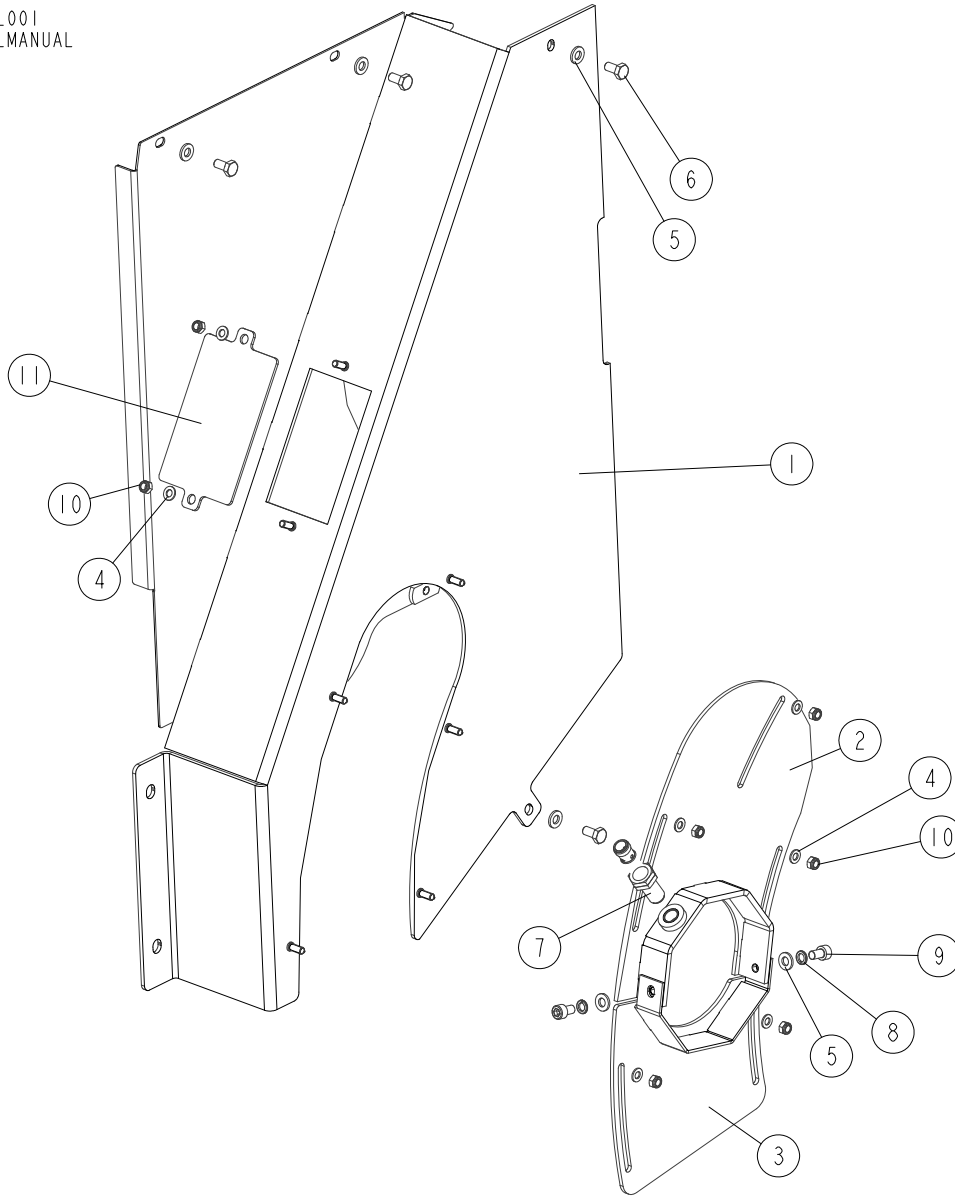
3.4 Electric Box



REF.	DESCRIPTION (◆ Indicates Parts Available in Assemblies Only)	PART #	QTY
	BOX, ELECTRIC - COMPLETE	711376	1
1	BOX, EB 1549500 (200X200X80) ELECTRIC	089802	1
2	GLAND, DP9/H CABLE	F81096-2	11
3	GLAND, DP 13/H CABLE	F81096-4	1
4	GLAND, DP21/H CABLE	F81096-3	1
5	WASHER, 8.4 FLAT ZINC	F81054-1	4
6	WASHER, 8.2 SPLIT LOCK ZINC	F81054-4	4
7	BOLT, M8X16-8.8-B HEX HEAD FULL THREAD ZINC	F81002-20	4

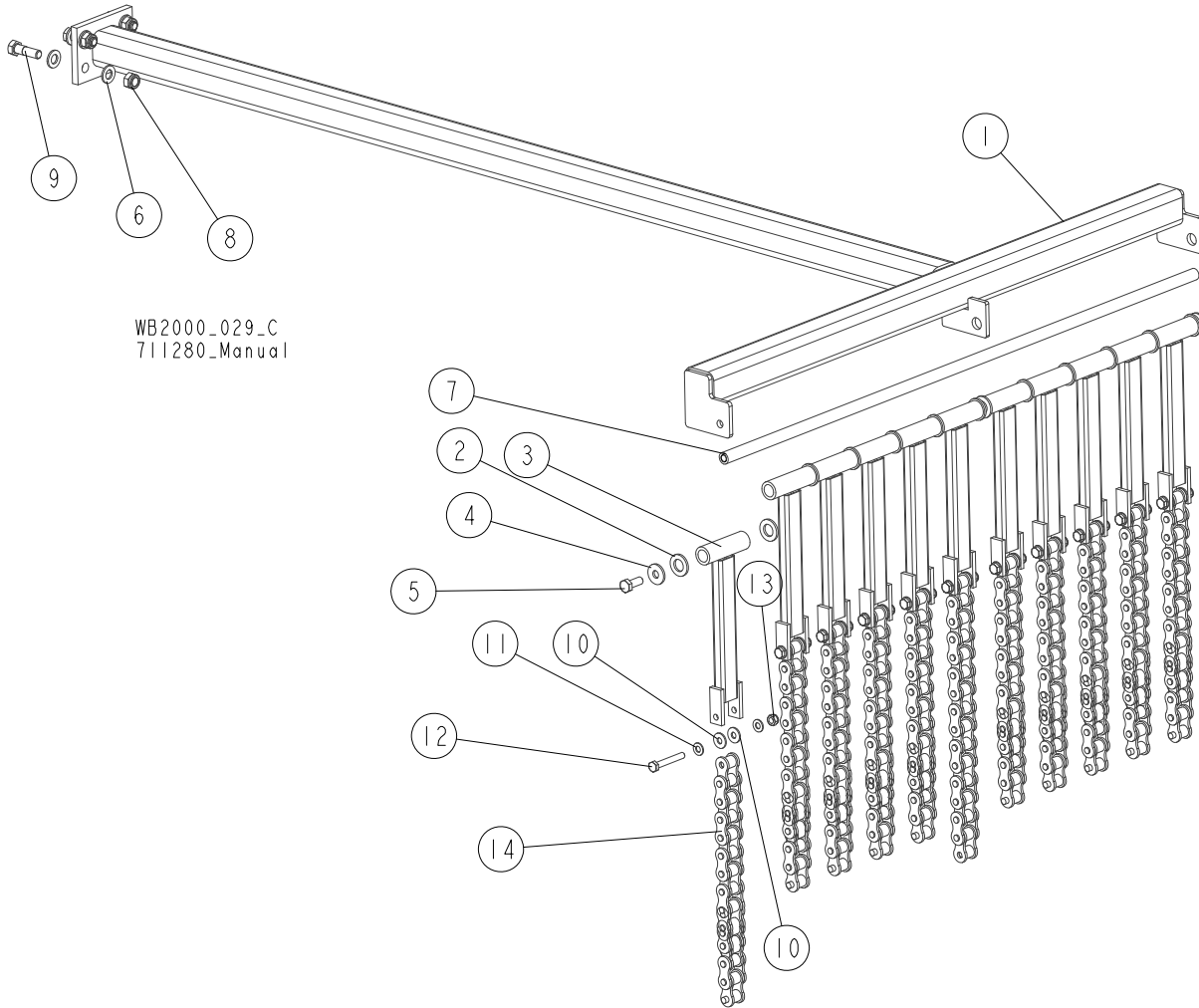
3.5 Guard Assembly

713937_001
713937_MANUAL



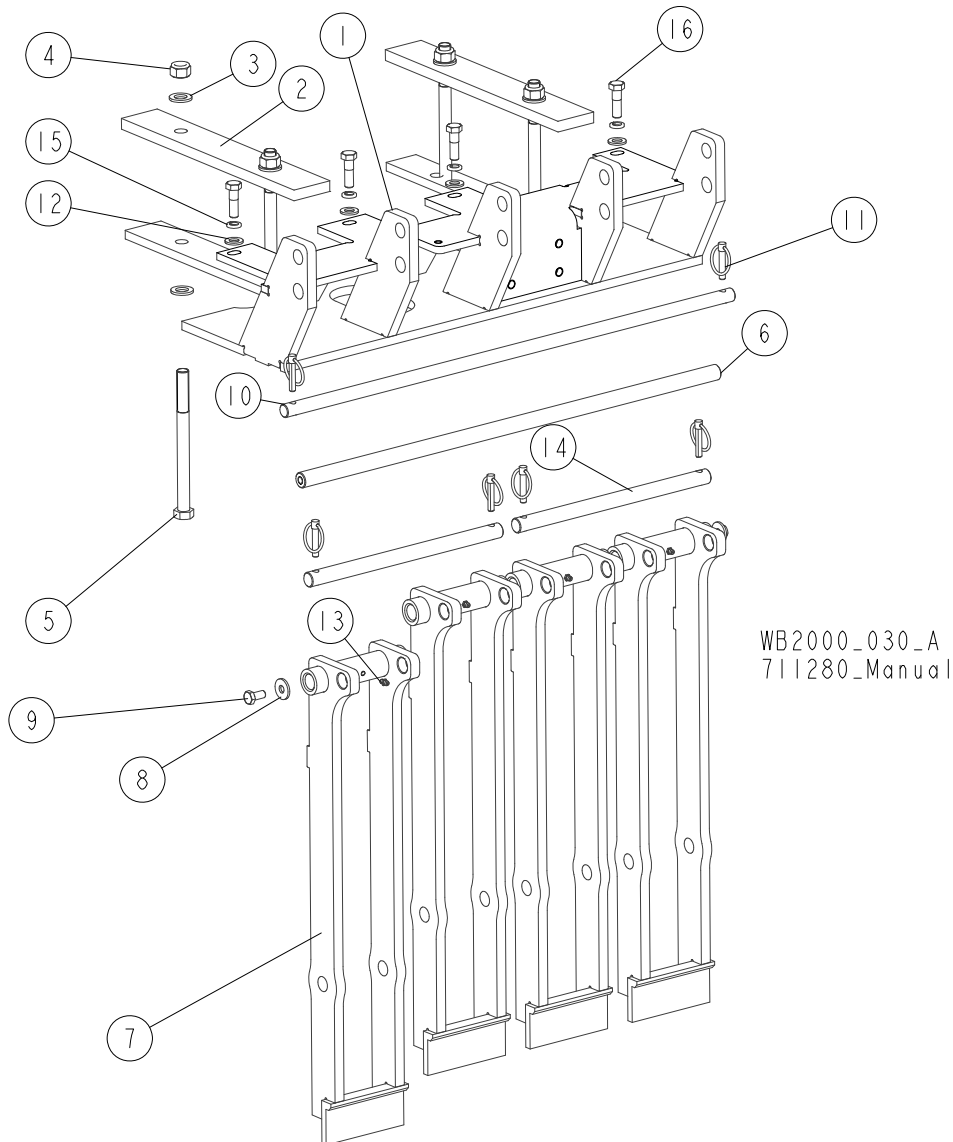
REF.	DESCRIPTION (◆ Indicates Parts Available in Assemblies Only)	PART #	QTY
	GUARD ASSEMBLY, PULLEY	713937	1
1	GUARD WELDMENT, PULLEY	713880-1	1
2	BRACKET WELDMENT, SENSOR	713935-1	1
3	GUARD WELDMENT, SENSOR	713936-1	1
4	WASHER, 5.3 FLAT ZINC	F81052-1	7
5	WASHER, 6.4 FLAT ZINC	F81053-1	6
6	BOLT, M6X12 8.8 HEX HEAD FULL THREAD ZINC	F81001-7	4
7	SENSOR, IFW200 - IFM INDUCTIVE	514014	1
8	WASHER, Z 6.1 SPLIT LOCK ZINC	F81053-3	2
9	SCREW, M6X10 8.8 HEX SOCKET HEAD CAP ZINC	F81001-12	2
10	NUT, M5-8-FE/ZN5 DIN985	F81030-2	7
11	COVER, INSPECTION	714008-1	1

3.6 Board Return Guide



REF.	DESCRIPTION (◆ Indicates Parts Available in Assemblies Only)	PART #	QTY
	GUIDE, BOARD RETURN SYSTEM	713857	1
1	ARM, HORIZONTAL	713858-1	1
2	WASHER, 17 SPLIT LOCK ZINC	F81058-1	13
3	TUBE WELDMENT, DRAGBACK UPPER	713862-1	11
4	WASHER, 10.5 SPECIAL FLAT ZINC	F81055-6	2
5	BOLT, M10X25 8.8 HEX HEAD FULL THREAD ZINC	F81003-11	2
6	WASHER, 13 FLAT ZINC	F81056-1	8
7	ROD, BOARD RETURN GUIDE	710292-1	1
8	NUT, M12 8 HEX NYLON ZINC LOCK	F81034-2	4
9	BOLT, M12X40-5.8 HEX HEAD	F81004-1	4
10	WASHER, 8.4/21-2	713864	11
11	WASHER, 8.4/21-3	714019	11
12	WASHER, 8.4 FLAT ZINC	F81054-1	22
13	BOLT, M8X55-8.8 HEX HEAD ZINC	F81002-8	11
14	NUT, M8 8 HEX NYLON ZINC LOCK	F81032-2	11
15	CHAIN, 16B-1 - LENGTH: 0.4 M	713865	11

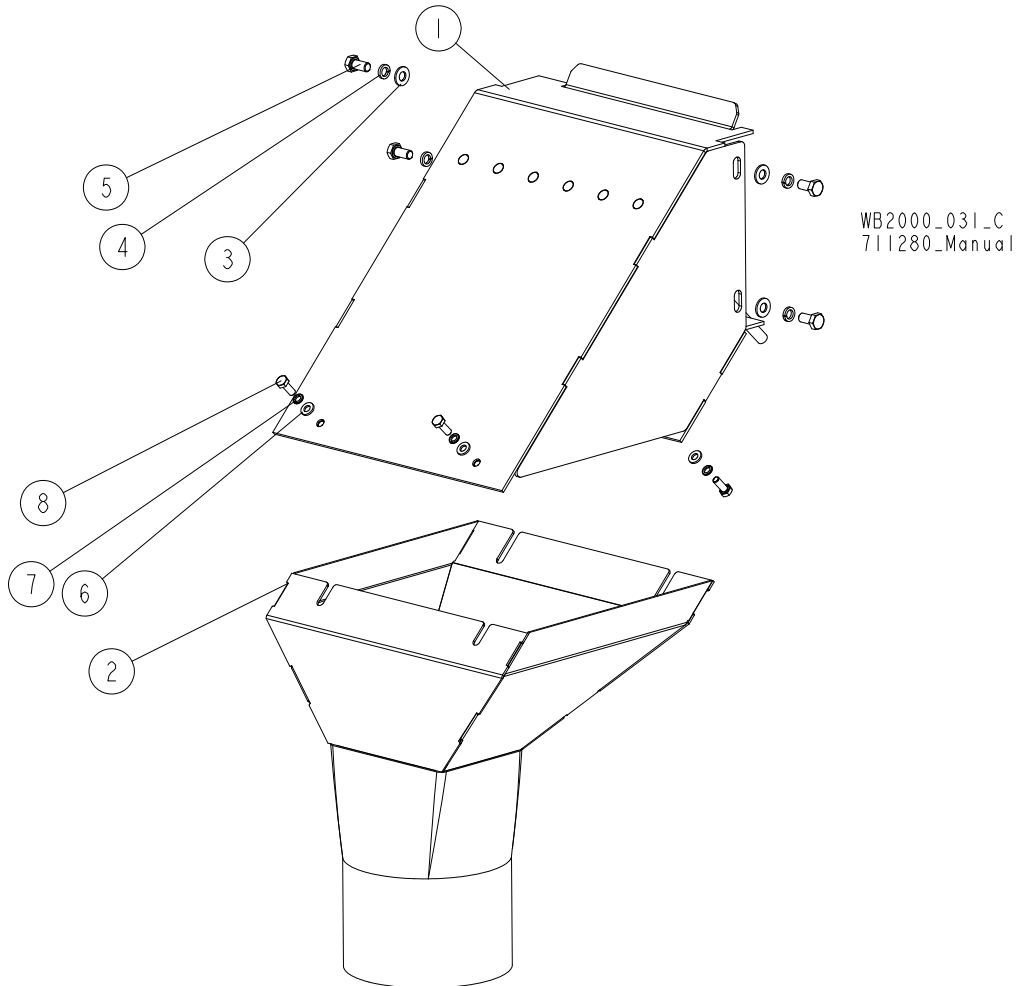
3.7 Board Return Assembly



REF.	DESCRIPTION (◆ Indicates Parts Available in Assemblies Only)	PART #	QTY
	RETURN ASSEMBLY, BOARD	714016	1
1	PLATE ASSEMBLY, BOARD RETURN MOUNT	714010-1	1
2	BAR, 60X373X15	711278-1	2
3	WASHER, 17 SPLIT LOCK ZINC	F81058-1	8
4	NUT, M16-8 HEX NYLON ZINC LOCK	F81036-2	4
5	BOLT, ISO4014 M16X195-8.8-A2E HEX HEAD	F81006-44	4
6	ROD, N21X697	710269-1	1
7	ARM WELDMENT, BOARD RETURN	713561-1	4
8	WASHER, 10.5 SPECIAL FLAT ZINC	F81055-6	2
9	BOLT, M10X20-5.8 HEX HEAD FULL THREAD ZINC	F81003-1	2
10	ROD, N18X750	710818-1	1
11	PIN, 8 BN914 LINCH (BOSSARD 1364650)	F81046-2	6
12	WASHER, 13 FLAT ZINC	F81056-1	4
13	FITTING, M6 GREASE	086280	4
14	ROD, N20X320	713563-1	2

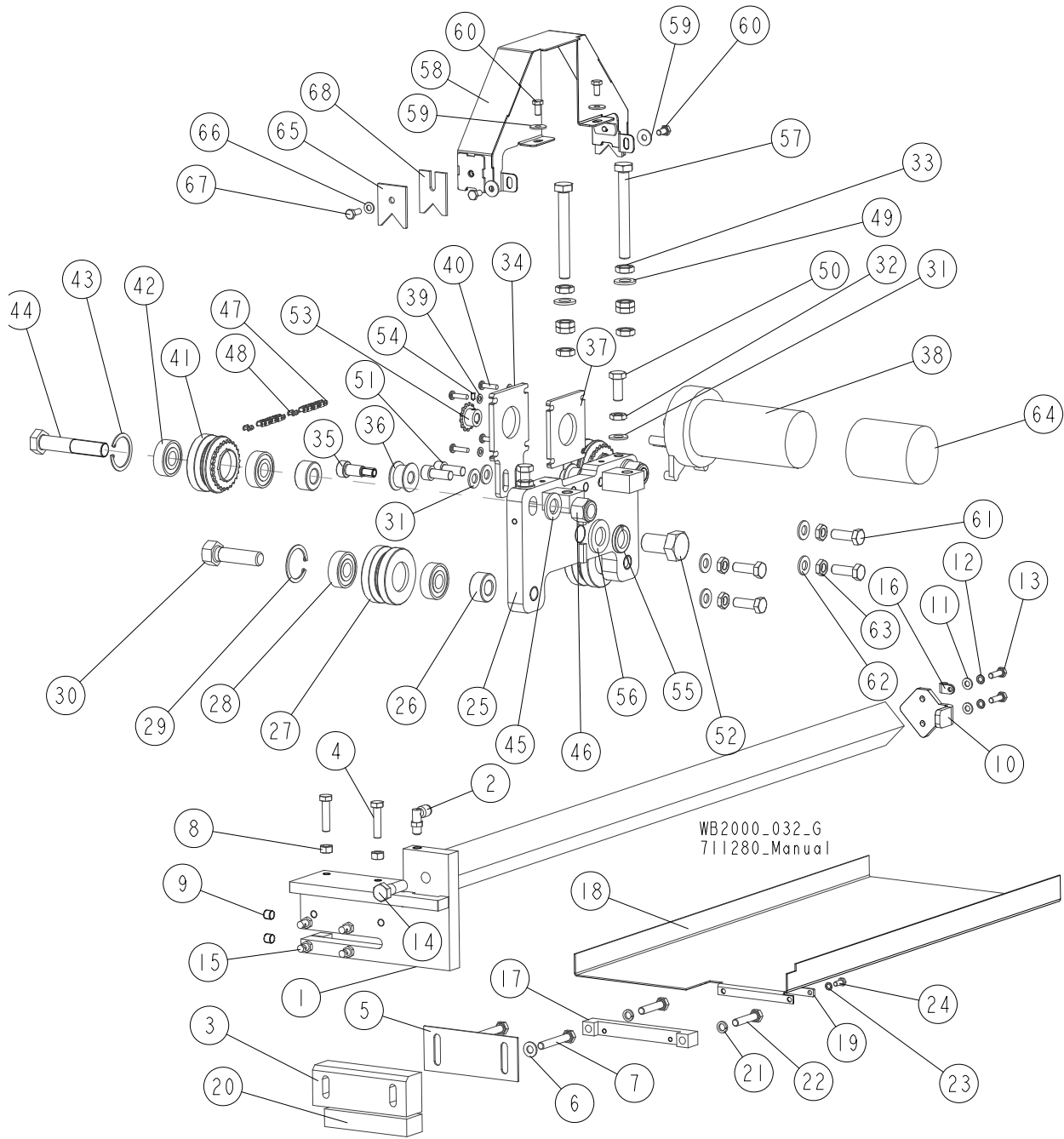
REF.	DESCRIPTION (◆ Indicates Parts Available in Assemblies Only)	PART #	QTY
15	WASHER, Z12.2 SPLIT LOCK ZINC	F81056-2	4
16	BOLT, M12X40-5.8 HEX HEAD	F81004-1	4

3.8 Sawdust Chute



REF.	DESCRIPTION (◆ Indicates Parts Available in Assemblies Only)	PART #	QTY
	CHUTE, WB2000 SAWDUST	713343	1
1	CHUTE WELDMENT, SAWDUST	714845-1	1
2	TUBE WELDMENT, SAWDUST CHUTE	713291-1	1
3	WASHER, 8.4 FLAT ZINC	F81054-1	4
4	WASHER, 8.2 SPLIT LOCK ZINC	F81054-4	4
5	BOLT, M8X16-8.8-B HEX HEAD FULL THREAD ZINC	F81002-20	4
6	WASHER, 6.4 FLAT ZINC	F81053-1	4
7	WASHER, Z 6.1 SPLIT LOCK ZINC	F81053-3	4
8	BOLT, M6X16-8.8 HEX HEAD FULL THREAD ZINC	F81001-15	4

3.9 Blade Guide Arm w/Drive

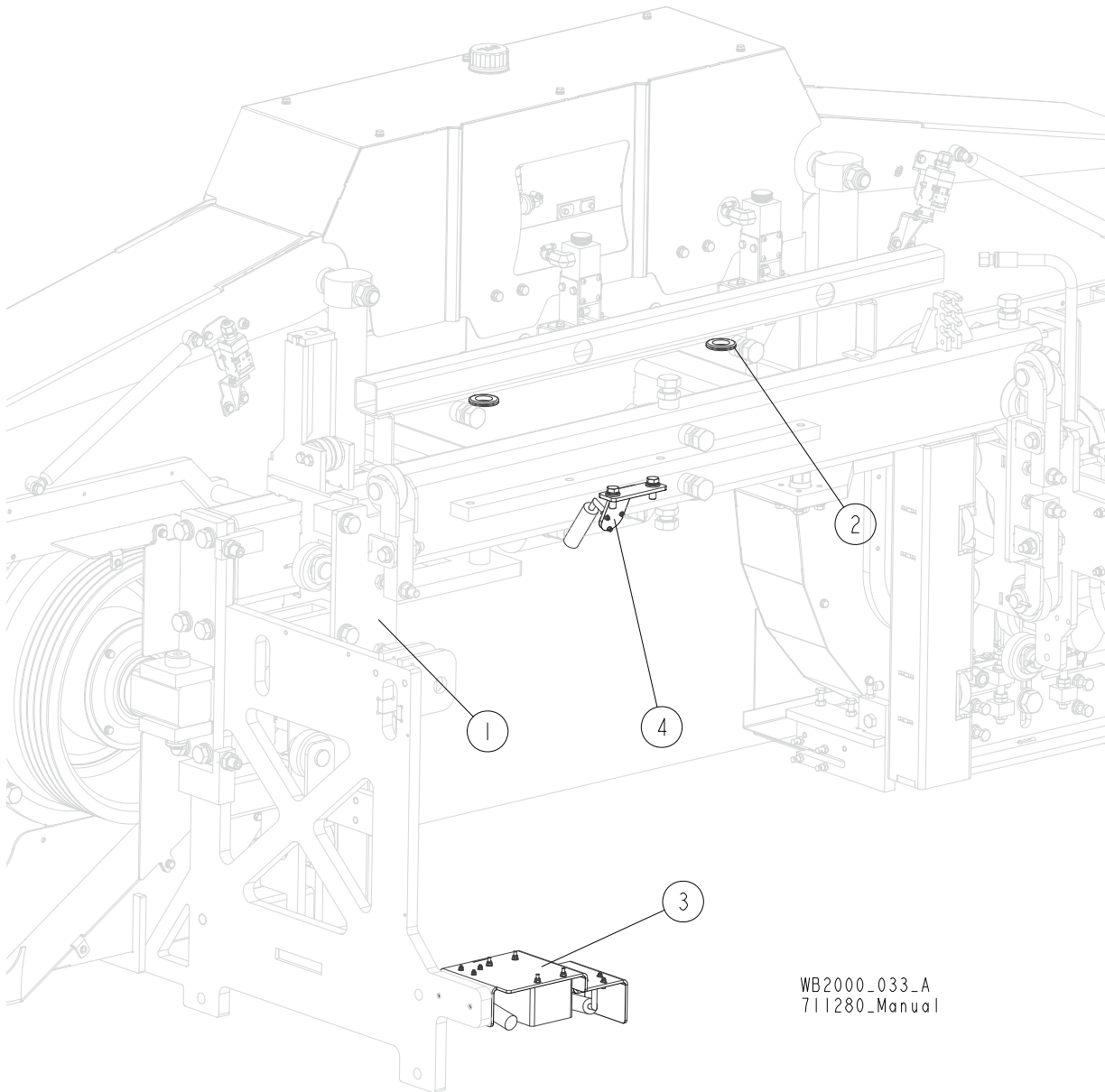


REF.	DESCRIPTION (◆ Indicates Parts Available in Assemblies Only)	PART #	QTY
	ARM, BLADE GUIDE W/DRIVE - COMPLETE	711375	1
	ARM, BLADE GUIDE - COMPLETE	714834	1
1	ARM, BLADE GUIDE	711098-1	1
2	ELBOW, 90 DEG 1/8MPT 1/4 TUBE SWIVEL	P09736	1
3	BLOCK, BLADE GUIDE	711079	1
4	PLATE	711219-1	1
5	BOLT, M8X35-8.8 HEX HEAD FULL THREAD ZINC	F81002-13	2
6	WASHER, 8.4 FLAT ZINC	F81054-1	2
7	BOLT, M8X55-8.8 HEX HEAD ZINC	F81002-8	2

REF.	DESCRIPTION (◆ Indicates Parts Available in Assemblies Only)	PART #	QTY
8	NUT, M8-8-B HEX ZINC	F81032-1	2
9	PLUG, M10X1 DIN906 BN40 ZINC-PLATED	F81015-3	2
10	GUARD, BLADE GUIDE ARM - COMPLETE	713549-1	1
11	PLATE, BLADE GUIDE ARM END	711827-1	1
12	WASHER, 6.4 FLAT ZINC	F81053-1	2
13	WASHER, Z 6.1 SPLIT LOCK ZINC	F81053-3	2
14	BOLT, M6X20 8.8 HEX HEAD FULL THREAD ZINC	F81001-2	2
15	BOLT, M12X40-5.8 HEX HEAD	F81004-1	1
16	PLATE	711373-1	2
17	SCREW, M6X16 8.8 HEX SOCKET HEAD CAP ZINC	F81001-21	4
18	NOZZLE, BLADE LUBE SPRAY	033479	4
19	ELEMENT, EE63 MOUNTING	F81080-4	1
	DRIVE ASSEMBLY, BLADE GUIDE W/GUARD	711275	1
	DRIVE ASSEMBLY, BLADE GUIDE	710815	1
20	PLATE, BLADE GUIDE ROLLER ZINC-PLATED MOUNT	090800-1	1
21	BUSHING, 16/32-16 ZINC-PLATED	090804-1	4
	ROLLER ASSY, B/G IDLER	042543	2
22	ROLLER, 2 1/2 V-GROOVE	042536	1
23	BEARING, 5/8X1.7548X.4724	P06030-1	2
24	RING, 1.575 INTERNAL BEVELED RETAINING	F04254-8	1
25	BOLT, 5/8-18X2 1/4 HEX HEAD GRADE 5	F05009-80	2
26	WASHER, 10.5 FLAT ZINC	F81055-1	4
27	NUT, M10-04-A THIN ZINC	F81033-6	2
28	NUT, M12X1.25-8 THIN ZINC	F81034-5	2
29	SCREW, M12X1.25X60-33H HEX ZINC SET W/FULL DOG POINT	F81004-52	2
30	PLATE, BLADE GUIDE DRIVE MOUNT	090803-1	1
31	BOLT, 12/M10X20 12.9 ISO7379 (BOSSARD) SHOULDER	F81003-68	2
32	ROLLER, CHAIN GUIDE	090801	2
33	PLATE, SPACER	090802-1	1
34	MOTOR ASSEMBLY, 24V 60 RPM GEAR	035659	1
35	WASHER, 5.3 FLAT ZINC	F81052-1	4
36	BOLT, #10-32X3/4 CRSL PH	F05004-38	4
	ROLLER ASSY, B/G DRIVE	042542	2
37	ROLLER ASSY, B/G PRESSED DRIVE	042541	1
38	BEARING, 5/8X1.7548X.4724	P06030-1	2
39	RING, 1.575 INTERNAL BEVELED RETAINING	F04254-8	1
40	BOLT, 5/8-18X3 1/4 HHC GRADE 5	F05009-98	2
41	WASHER, 17 SPLIT LOCK ZINC	F81058-1	2
42	NUT, 5/8-18 NYLON ZINC LOCK	F05010-71	2
	CHAIN ASSEMBLY, BLADE GUIDE ARM DRIVE	093805	1
43	CHAIN, #25X92 PITCHES B/G	042443	2
44	LINK, 25 MASTER	P09983	2
45	WASHER, 13 FLAT ZINC	F81056-1	2
46	BOLT, M10X25 8.8 HEX HEAD FULL THREAD ZINC	F81003-11	2
47	SCREW, M10X25 8.8 HEX SOCKET HEAD CAP ZINC	F81003-32	2
48	BOLT, M20X1.5X35-8.8-B HEX HEAD FULL THREAD ZINC	F81007-21	1
49	SPROCKET, Z=13 (CHAIN #25)	710895	1

REF.	DESCRIPTION (◆ Indicates Parts Available in Assemblies Only)	PART #	QTY	
50	SCREW, M4x25 8.8 HEX SOCKET HEAD CAP ZINC	F81011-40	1	
51	WASHER, 20.5 SPLIT LOCK ZINC	F81059-1	1	
52	WASHER, 21 FLAT ZINC	F81059-2	1	
53	GUARD, BLADE GUIDE DRIVE	711095-1	1	
54	WASHER, 6.5 SPECIAL FLAT ZINC	F81053-11	4	
55	BOLT, M6X12 8.8 HEX HEAD FULL THREAD ZINC	F81001-7	4	
56	BOLT, M10X30 5.8 HEX HEAD FULL THREAD ZINC	F81003-2	4	
57	WASHER, 10.5 FLAT ZINC	F81055-1	4	
58	NUT, M10-04-W THIN ZINC	F81033-6	4	
59	CAP, 2.5 ID X 3 RUBBER	023720	1	
	COMPLETE SCRAPER	711825	2	
60	PLATE, "V" SCRAPER	711824-1	1	
61	WASHER, 6.4 FLAT ZINC	F81053-1	1	
62	BOLT, M6X16-8.8 HEX HEAD FULL THREAD ZINC	F81001-15	1	
63	SCRAPER, "V"	711823	1	

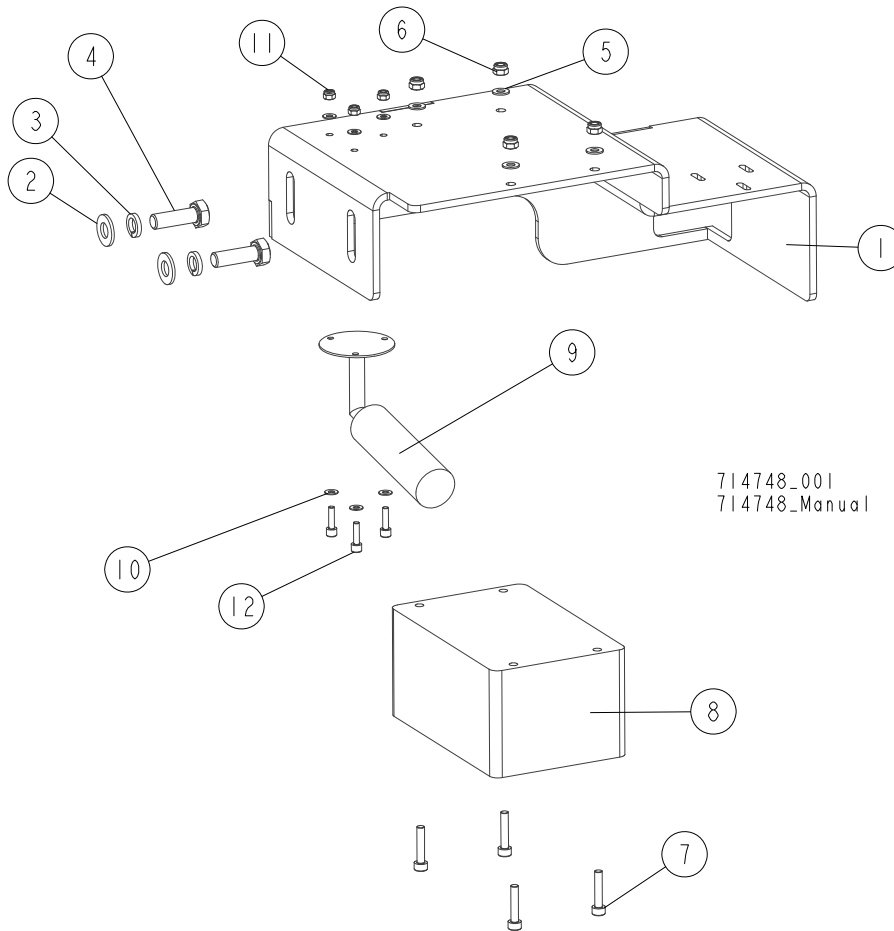
3.10 Middle & Side Cameras



WB2000_033-A
711280_Manual

REF.	DESCRIPTION (◆ Indicates Parts Available in Assemblies Only)	PART #	QTY	QTY
1	FRAME, WB2000 SAW HEAD SUPPORT	713313-1	1	
2	GROMMET, 1" I.D. RUBBER	P11765	2	
	CAMERA SET, CCTV WB2000 MIDDLE & SIDE	714747	1	-
	CAMERA SET, CCTV WB2000 MIDDLE & SIDE (OPTION)	512957	-	1
3	CAMERA ASSEMBLY, SIDE See Section 3.11	714748	1	-
	CAMERA ASSEMBLY, SIDE See Section 3.12	711297	-	1
4	CAMERA ASSEMBLY, MIDDLE See Section 3.13	714015	1	1

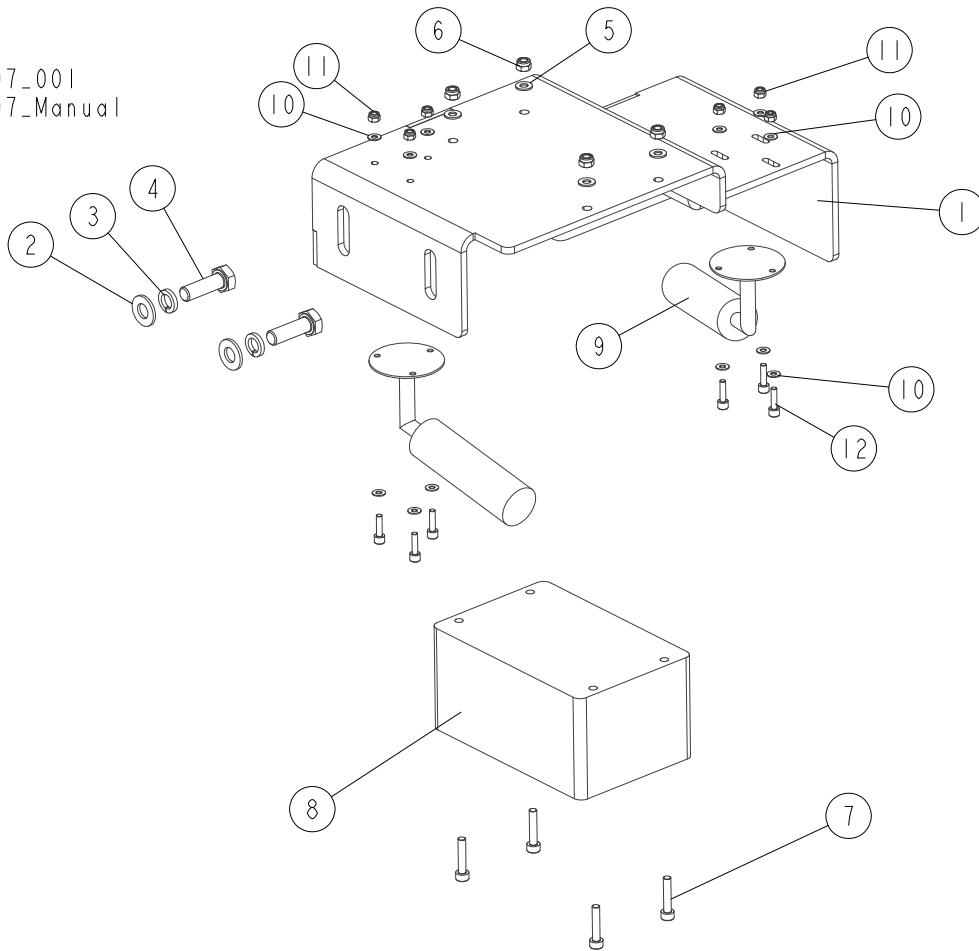
3.11 Side Camera Assembly



REF.	DESCRIPTION (◆ Indicates Parts Available in Assemblies Only)	PART #	QTY
	CAMERA ASSEMBLY, SIDE	714748	1
1	BRACKET WELDMENT, SIDE CAMERA MOUNT	713946-1	1
2	WASHER, 8.4 FLAT ZINC	F81054-1	2
3	WASHER, 8.2 SPLIT LOCK ZINC	F81054-4	2
4	BOLT, M8X25-8.8-B HEX HEAD FULL THREAD ZINC	F81002-5	2
5	WASHER, 4.3 FLAT ZINC	F81051-2	4
6	NUT, M4-8 HEX NYLON ZINC LOCK	F81029-1	4
7	SCREW, M4X20 8.8 HEX SOCKET HEAD CAP ZINC	F81011-31	4
8	ENCLOSURE, FIBOX EURONORD AB 081206H	711298	1
9	CAMERA, CCTV VTC-206	512960	1
10	WASHER, 3.2 FLAT ZINC	F81050-2	6
11	NUT, M3-6 HEX NYLON ZINC LOCK	F81028-2	3
12	SCREW, M3X12-8.8 PN-EN ISO 4762 HEX SOCKET HEAD CAP ZINC	F81011-30	3

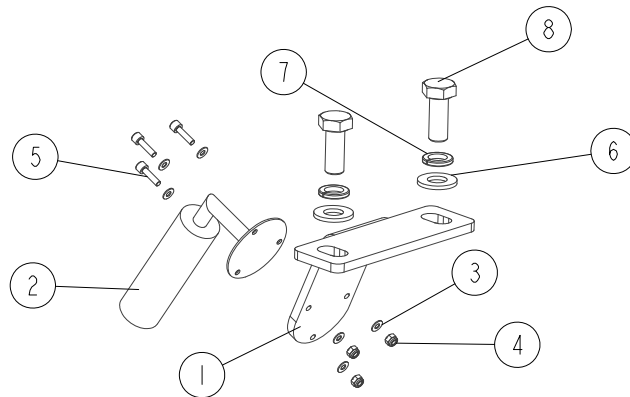
3.12 Side Camera Assembly

711297_001
711297_Manual



REF.	DESCRIPTION (◆ Indicates Parts Available in Assemblies Only)	PART #	QTY
	SIDE CAMERA ASSEMBLY	711297	1
1	BRACKET WELDMENT, CAMERA MOUNT	713946-1	1
2	WASHER, 8.4 FLAT ZINC	F81054-1	2
3	WASHER, 8.2 SPLIT LOCK ZINC	F81054-4	2
4	BOLT, M8X25-8.8-B HEX HEAD FULL THREAD ZINC	F81002-5	2
5	WASHER, 4.3 FLAT ZINC	F81051-2	4
6	NUT, M4-8 HEX NYLON ZINC LOCK	F81029-1	4
7	SCREW, M4X20 8.8 HEX SOCKET HEAD CAP ZINC	F81011-31	4
8	ENCLOSURE, FIBOX EURONORD AB 081206H	711298	1
9	CAMERA, CCTV VTC-206	512960	2
10	WASHER, 3.2 FLAT ZINC	F81050-2	12
11	NUT, M3-6 HEX NYLON ZINC LOCK	F81028-2	6
12	SCREW, M3X12-8.8 PN-EN ISO 4762 HEX SOCKET HEAD CAP ZINC	F81011-30	6

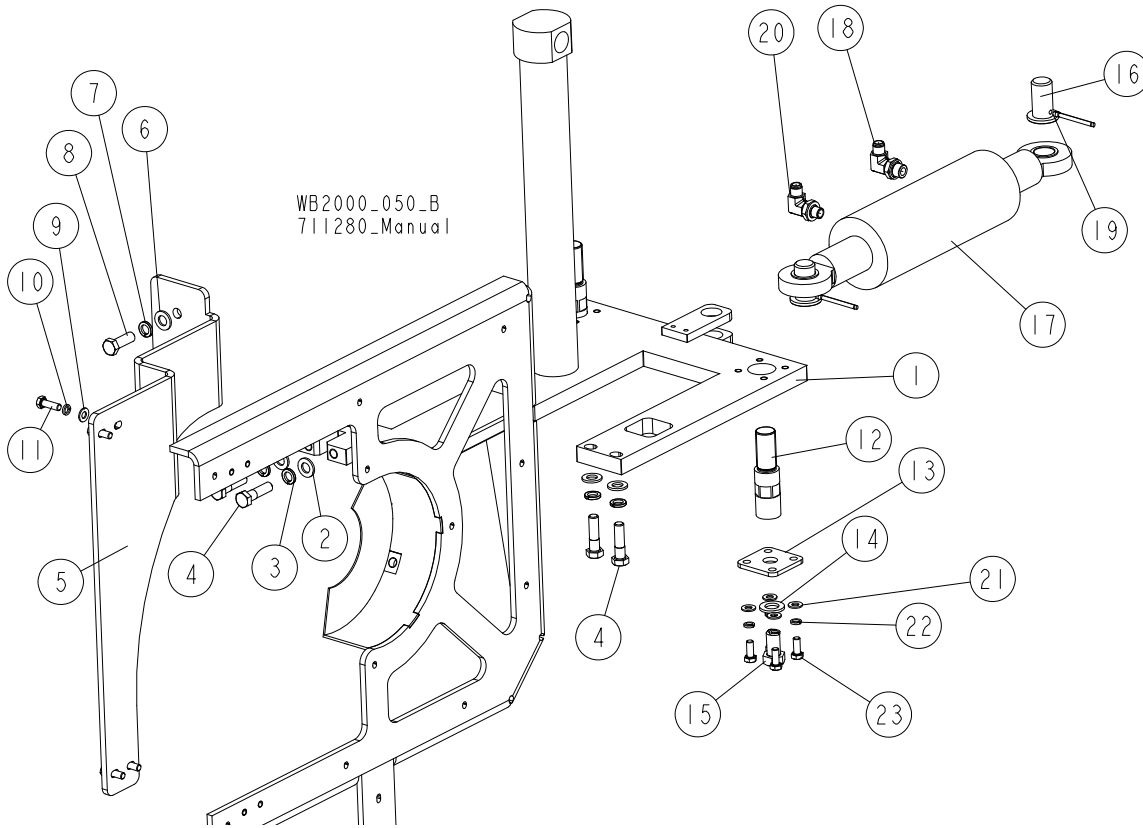
3.13 Middle Camera Assembly



714015_001
714015_Manual

REF.	DESCRIPTION (◆ Indicates Parts Available in Assemblies Only)	PART #	QTY
	CAMERA ASSEMBLY, MIDDLE	714015	1
1	BRACKET, MIDDLE CAMERA MOUNT	714012	1
2	CAMERA, CCTV VTC-206	512960	1
3	WASHER, 3.2 FLAT ZINC	F81050-2	6
4	NUT, M3-6 HEX NYLON ZINC LOCK	F81028-2	3
5	SCREW, M3X12-8.8 PN-EN ISO 4762 HEX SOCKET HEAD CAP ZINC	F81011-30	3
6	WASHER, 10.5 FLAT ZINC	F81055-1	2
7	WASHER, Z 10.2 SPLIT LOCK ZINC	F81055-2	2
8	BOLT, M10X25 8.8 HEX HEAD FULL THREAD ZINC	F81003-11	2

3.14 Blade Tension Plate Assembly



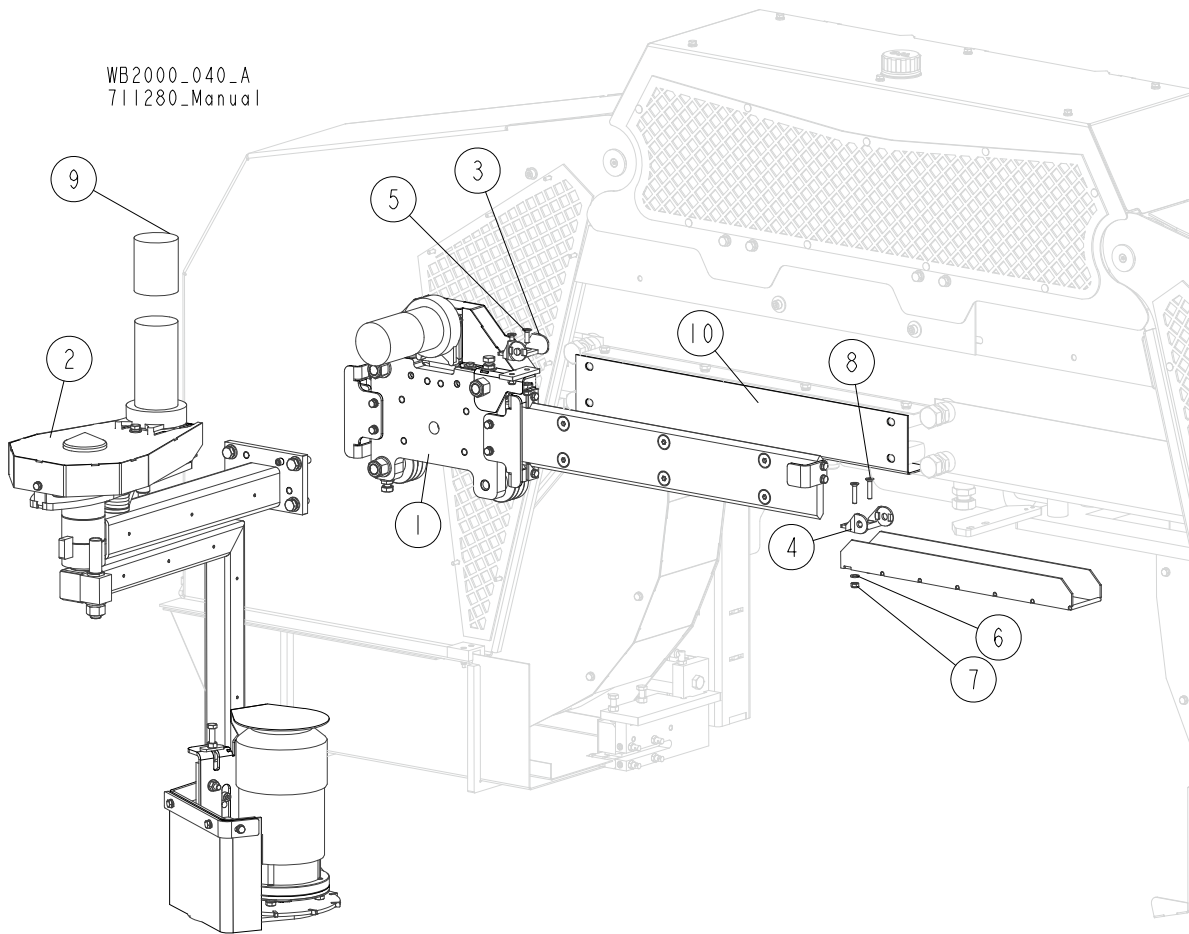
REF.	DESCRIPTION (◆ Indicates Parts Available in Assemblies Only)	PART #	QTY
1	PLATE ASSEMBLY, BLADE TENSION	711250-1	1
2	WASHER, 13 FLAT ZINC	F81056-1	4
3	WASHER, Z12.2 SPLIT LOCK ZINC	F81056-2	4
4	BOLT, M12X45 8.8 HEX HEAD ZINC	F81004-32	4
	PLATE, IDLE SIDE STIFFENER - COMPLETE	713559	1
5	PLATE, STIFFENER	713548-1	1
6	WASHER, 13 FLAT ZINC	F81056-1	2
7	WASHER, Z12.2 SPLIT LOCK ZINC	F81056-2	2
8	BOLT, M12X35 8.8 HEX HEAD FULL THREAD ZINC	F81004-24	2
9	WASHER, 8.4 FLAT ZINC	F81054-1	4
10	WASHER, 8.2 SPLIT LOCK ZINC	F81054-4	4
11	BOLT, M8X25-8.8-B HEX HEAD FULL THREAD ZINC	F81002-5	4
12	BOLT, ADJUSTMENT	710178-1	2
13	PLATE	711432-1	2
14	WASHER, 17 SPLIT LOCK ZINC	F81058-1	2
15	BOLT, M16X30-8.8 HEX HEAD FULL THREAD ZINC	F81006-36	2
16	COMPLETE CYLINDER	710814	1
17	PIN	710397-1	2
18	CYLINDER, CJ-S582-20-80/45/100	711350 ¹	1
19	FITTING, 90° - 3/8 BSP - 9/16 JIC ELBOW	096335	1
20	PIN, S-FE 5X40 COTTER	F81043-31	2
21	FITTING, 1/4 BSP - 9 /16 JIC ELBOW	711399	1
22	WASHER, 8.4 FLAT ZINC	F81054-1	8

3**Saw Head***Blade Tension Plate Assembly*

REF.	DESCRIPTION (◆ Indicates Parts Available in Assemblies Only)	PART #	QTY	
23	WASHER, 8.2 SPLIT LOCK ZINC	F81054-4	8	
24	BOLT, M8X20 8.8 HEX HEAD FULL THREAD ZINC	F81002-4	8	

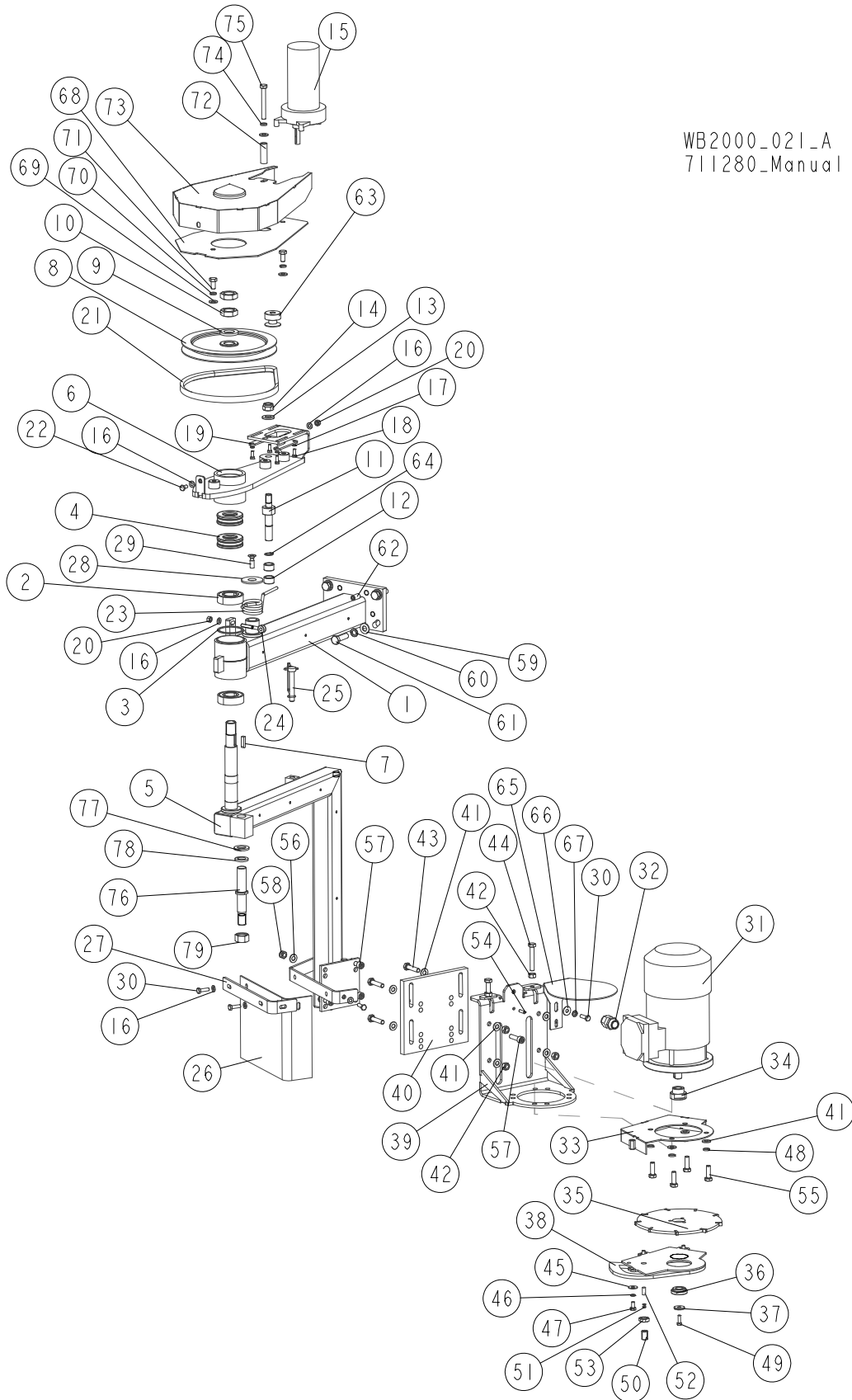
¹ Seal kit - part No. 714913

3.15 Debarker w/Drive



REF.	DESCRIPTION (◆ Indicates Parts Available in Assemblies Only)	PART #	QTY
	DEBARKER W/DRIVE - COMPLETE	711380	1
1	RAIL ASSEMBLY, DEBARKER TRACK See Section 3.17	710811	1
2	DEBARKER, WB2000 See Section 3.16	710265	2
3	BRACKET, 14050.1PZ	512945_2PZ	1
4	BRACKET, 14050.2PZ	512945_1PZ	1
5	SCREW, M6X20-10.9 DIN-7991 FLAT SOCKET HEAD CAP ZINC	F81001-17	2
6	WASHER, 6.4 FLAT ZINC	F81053-1	3
7	NUT, M6-8-B HEX NYLON ZINC LOCK	F81031-2	4
8	SCREW, M6X30-10.9 FLAT SOCKET HEAD CAP ZINC	F81001-67	2
9	CAP, 2.5 ID X 2 RUBBER	023720	2

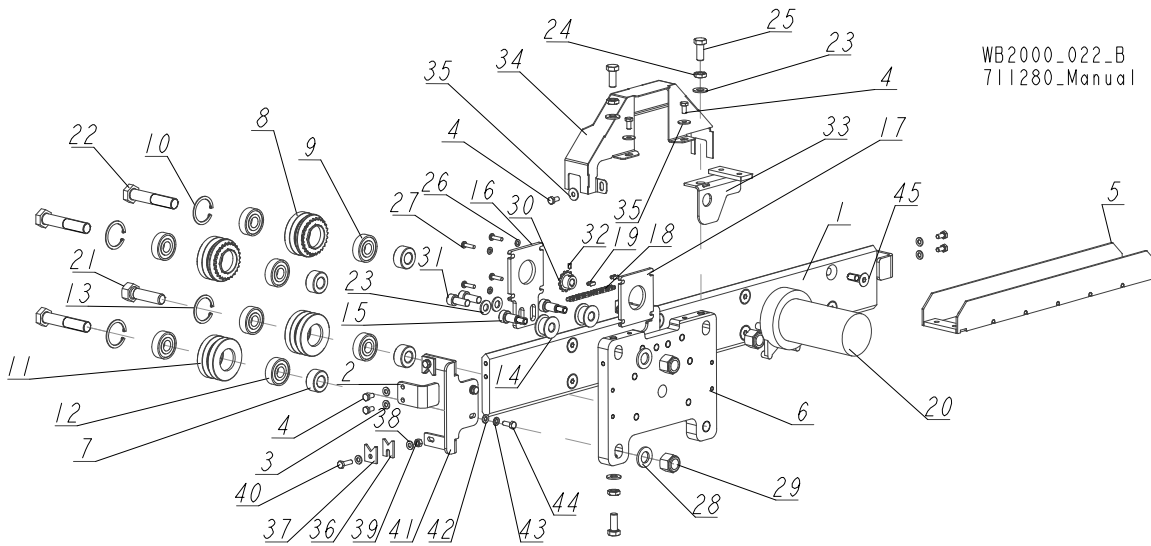
3.16 Debarker, WB2000



REF.	DESCRIPTION (◆ Indicates Parts Available in Assemblies Only)	PART #	QTY
	DEBARKER, WB2000	710265-UL	1
1	ARM, DEBARKER HORIZONTAL	710260-1	1
2	BEARING, 6205 2RS BALL	091804	2
3	RING, SPACER	098491-1P	1
4	BEARING, 51305 THRUST	098597	2
5	ARM, DEBARKER VERTICAL	710264-1	1
6	ARM WELDMENT, DEBARKER	098626-1	1
7	KEY, 6X6X23	089191	1
8	PULLEY, DEBARKER	098594-1	1
9	WASHER, 21 FLAT ZINC	F81059-2	1
10	NUT, M20X1.5 HEX THIN ZINC-PL	F81037-7	2
11	PIN, DEBARKER	098593-1	1
12	BEARING, 1412 NEEDLE	098595	2
13	WASHER, 13 FLAT ZINC	F81056-1	1
14	NUT, M12 8 HEX NYLON ZINC LOCK	F81034-2	1
15	MOTOR ASSEMBLY, 24V 60 RPM GEAR	035659	1
16	WASHER, 6.4 FLAT ZINC	F81053-1	6
17	WASHER, 5.1 SPLIT LOCK ZINC	F81052-2	4
18	BOLT, #10-32X1/2 HEX HEAD	F05004-60	4
19	TENSIONER WELDMENT, DEBARKER MOTOR	089969-1	1
20	NUT, M6 8 HEX ZINC	F81031-1	2
21	V-BELT, 4L280V	P04031	1
22	BOLT, M6X12 8.8 HEX HEAD FULL THREAD ZINC	F81001-7	1
23	SPRING, DEBARKER RETAINING	098605	1
24	BOLT, M6 EYE	098596	1
25	PIN, 3/8X2 1/4 SNAP	014151	1
26	GUARD, DEBARKER DEBRIS	097020	1
27	BAR, GUARD MOUNTING	098695-1	1
28	WASHER, LOCKING	098592-1	1
29	SCREW, M8X25-5.8 CROSS RECESSED COUNTERSUNK HEAD ZINC	F81002-51	1
30	BOLT, M6X20 8.8 HEX HEAD FULL THREAD ZINC	F81001-2	4
	DRIVE ASSEMBLY, AC DEBARKER BLADE	096239-UL	1
31	MOTOR, STKG71X-2C IMB5 AC DEBARKER	096777-UL	1
32	GLAND, DW11/H CABLE	085388	1
33	GUARD, DEBARKER BLADE UPPER	096244-1	1
34	BUSHING, CLAMPING	096088	1
35	BLADE, 180 B-06.5/5.0 D-25.5 - COMPLETE	083848-1	1
36	BUSHING, RETAINING	096087	1
37	WASHER	096238-1	1
38	GUARD, DEBARKER BLADE LOWER	096245-1	1
39	BRACKET, AC DEBARKER MOTOR MOUNT	096780-1	1
40	PLATE, DEBARKER MOTOR MOUNTING	089551	1
41	WASHER, 8.4 FLAT ZINC	F81054-1	12
42	NUT, M8-8-B HEX ZINC	F81032-1	6
43	BOLT, M8X35-8.8 HEX HEAD FULL THREAD ZINC	F81002-13	4
44	BOLT, M8X50-8.8 HEX HEAD FULL THREAD ZINC	F81002-19	2
45	WASHER, 6.5 SPECIAL FLAT ZINC	F81053-11	3
46	WASHER, Z 6.1 SPLIT LOCK ZINC	F81053-3	3

REF.	DESCRIPTION (◆ Indicates Parts Available in Assemblies Only)	PART #	QTY	
47	BOLT, M6X12 8.8 HEX HEAD FULL THREAD ZINC	F81001-7	3	
48	WASHER, 8.2 SPLIT LOCK ZINC	F81054-4	4	
49	BOLT, M5X16 8.8 HEX HEAD FULL THREAD ZINC	F81000-20	1	
	PIN ASSEMBLY, DEBARKER BLADE BRAKING	501464	1	
50	SCREW, M12 X 17 BLADE BRAKE SET	501462	1	
51	SPRING, 0.5X5.5-7	501463	1	
52	PIN, DEBARKER BLADE BRAKING	501461	1	
53	NUT, M12-04-A THIN	F81034-6	1	
54	PIN, 5X16 ROLL ZINC	F81044-3	1	
55	BOLT, M8X25-8.8-B HEX HEAD FULL THREAD ZINC	F81002-5	4	
56	WASHER, 8.4 FLAT ZINC	F81054-1	5	
57	SCREW, M8X30-8.8 HEX SOCKET HEAD CAP ZINC	F81002-31	4	
58	NUT, M8 8 HEX NYLON ZINC LOCK	F81032-2	4	
59	WASHER, 10.5 FLAT ZINC	F81055-1	4	
60	WASHER, Z 10.2 SPLIT LOCK ZINC	F81055-2	4	
61	BOLT, M10X35 8.8 HEX HEAD FULL THREAD ZINC	F81003-17	4	
62	SCREW, M10X1X20 DIN 913 STAINLESS STEEL SET	F81015-1	2	
63	PULLEY, MOTOR	710991-1	1	
64	RING, Z14 OUTSIDE RETAINING	F81090-31	1	
65	GUARD, DEBARKER MOTOR	101332-1	1	
66	WASHER, 6.5 SPECIAL FLAT ZINC	F81053-11	1	
67	WASHER, 6,1 DIN 127 (A2-304) STAINLESS STEEL SPRING	F81053-4	1	
	COVER ASSEMBLY	519064	1	
68	PLATE, COVER	519061-1	1	
69	WASHER, 8.4 FLAT ZINC	F81054-1	2	
70	WASHER, 8.2 SPLIT LOCK ZINC	F81054-4	2	
71	BOLT, M8X16-8.8-B HEX HEAD FULL THREAD ZINC	F81002-20	2	
72	BUSHING, 9/13-40.5	519067-1	1	
73	GUARD, V-BELT	098598-1	1	
74	WASHER, 8.2 SPLIT LOCK ZINC	F81054-4	1	
75	BOLT, M8X65 8.8 HEX HEAD FULL THREAD ZINC	F81002-9	1	
	PIN, LOCKING - COMPLETE	519066	1	
76	PIN, LOCKING	519065-1	1	
77	WASHER, 17 SPLIT LOCK ZINC	F81058-1	1	
78	WASHER, 16.3 SPLIT LOCK ZINC	F81058-2	1	
79	NUT, M16-8 HEX ZINC	F81036-1	1	

3.17 Debarker Track Rail Assembly

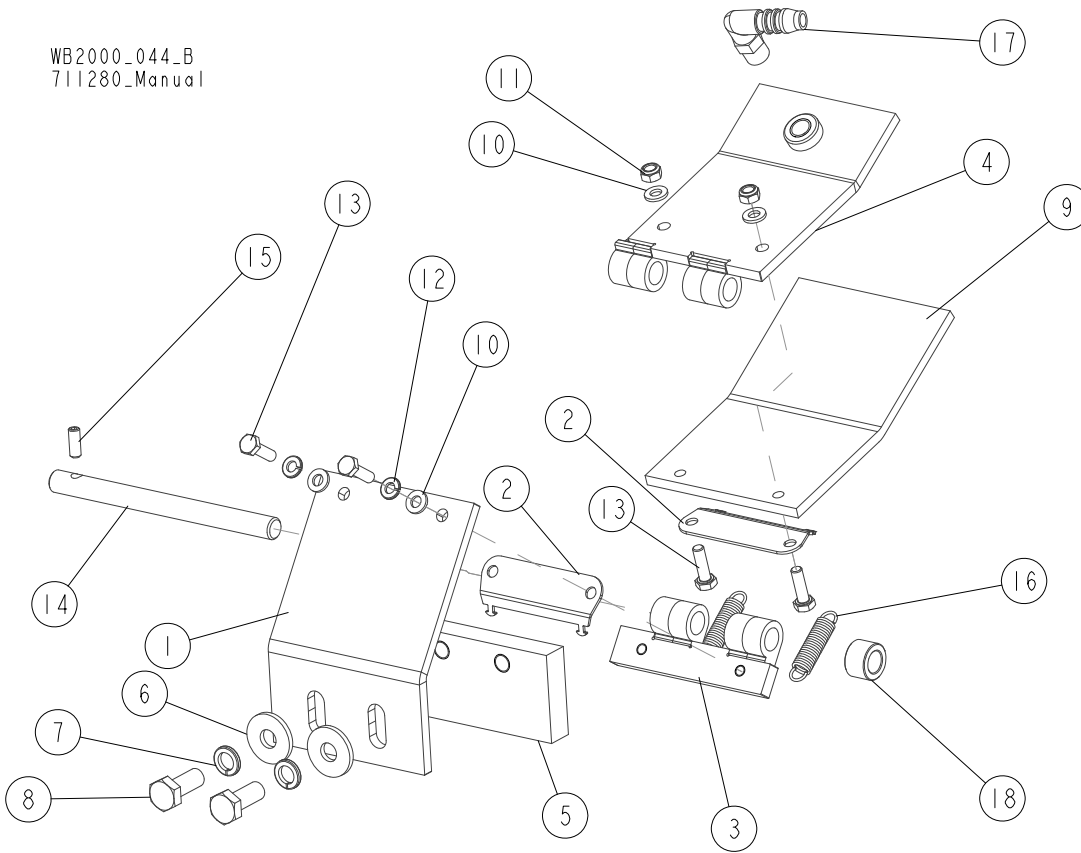


REF.	DESCRIPTION (◆ Indicates Parts Available in Assemblies Only)	PART #	QTY
	RAIL ASSEMBLY, DEBARKER TRACK	710811	1
1	RAIL, DEBARKER TRACK	713344-1	1
2	PLATE, STOP	711828-1	2
3	WASHER, 6.4 FLAT ZINC	F81053-1	4
4	BOLT, M6X12 8.8 HEX HEAD FULL THREAD ZINC	F81001-7	7
5	BRACKET, CABLE CARRIER SUPPORT	710650-1	1
	DRIVE ASSEMBLY	710259	1
6	PLATE, DEBARKER DRIVE MOUNT	710258-1	1
7	BUSHING, 16/32-16 ZINC-PLATED	090804-1	4
	ROLLER ASSEMBLY, BLADE GUIDE DRIVE	042542	2
8	ROLLER ASSEMBLY, BLADE GUIDE PRESSED DRIVE	042541	1
9	BEARING, 5/8X1.7548X.4724	P06030-1	2
10	RING, 1.575 INTERNAL BEVELED RETAINING	F04254-8	1
	ROLLER ASSEMBLY, BLADE GUIDE IDLER	042543	2
11	ROLLER, 2 1/2 V-GROOVE	042536	1
12	BEARING, 5/8X1.7548X.4724	P06030-1	2
13	RING, 1.575 INTERNAL BEVELED RETAINING	F04254-8	1
14	ROLLER, CHAIN GUIDE	090801	2
15	BOLT, 12/M10X20 12.9 ISO7379 (BOSSARD) SHOULDER	F81003-68	2
16	PLATE, BLADE GUIDE MOTOR MOUNT	090803-1	1
17	PLATE, SPACER	090802-1	1
	CHAIN, BLADE GUIDE ARM DRIVE	093805	1
18	CHAIN, #25X92 PITCHES BLADE GUIDE	042443	2
19	LINK, 25 MASTER	P09983	2
20	MOTOR ASSEMBLY, 24V 60 RPM GEAR	035659	1
21	BOLT, 5/8-18X2 1/4 HEX HEAD GRADE 5	F05009-80	1
22	BOLT, 5/8-18X3 1/4 HHC GRADE 5	F05009-98	3
23	WASHER, 10.5 FLAT ZINC	F81055-1	5
24	NUT, M10-04-A THIN ZINC	F81033-6	3
25	BOLT, M10X25 8.8 HEX HEAD FULL THREAD ZINC	F81003-11	3

REF.	DESCRIPTION (◆ Indicates Parts Available in Assemblies Only)	PART #	QTY	
26	WASHER, 5.3 FLAT ZINC	F81052-1	4	
27	BOLT, #10-32X3/4 CRSL PH	F05004-38	4	
28	WASHER, 17 SPLIT LOCK ZINC	F81058-1	2	
29	NUT, 5/8-18 HEX NYLON ZINC LOCK	F05010-71	3	
30	SPROCKET, Z=13 (CHAIN #25)	710895	1	
31	SCREW, M10X25 8.8 HEX SOCKET HEAD CAP ZINC	F81003-32	2	
32	SCREW, M4X25 8.8 HEX SOCKET HEAD CAP ZINC	F81011-40	1	
33	BRACKET WELDMENT - COMPLETE	710655-1	1	
34	GUARD, DEBARKER DRIVE	711053-1	1	
35	WASHER, 6.5 SPECIAL FLAT ZINC	F81053-11	3	
	SCRAPER ASSEMBLY	711840	1	
	SCRAPER - COMPLETE	711833	4	
36	SCRAPER	711831	1	
37	PLATE	711832-1	1	
38	WASHER, 6.4 FLAT ZINC	F81053-1	2	
39	NUT, M6 8 HEX ZINC	F81031-1	1	
40	BOLT, M6X20 8.8 HEX HEAD FULL THREAD ZINC	F81001-2	1	
41	BRACKET, SCRAPER MOUNT	711834-1	2	
42	WASHER, 6.4 FLAT ZINC	F81053-1	4	
43	WASHER, 6,1 DIN 127 (A2-304) STAINLESS STEEL SPRING	F81053-4	4	
44	BOLT, M6X16-8.8 HEX HEAD FULL THREAD ZINC	F81001-15	4	
45	SCREW, M10X30-10.9 DIN 7991 FLAT SOCKET HEAD CAP ZINC	F81003-104	8	

3.18 Blade Wheel Wiper & Scraper

WB2000_044_B
711280_Manual

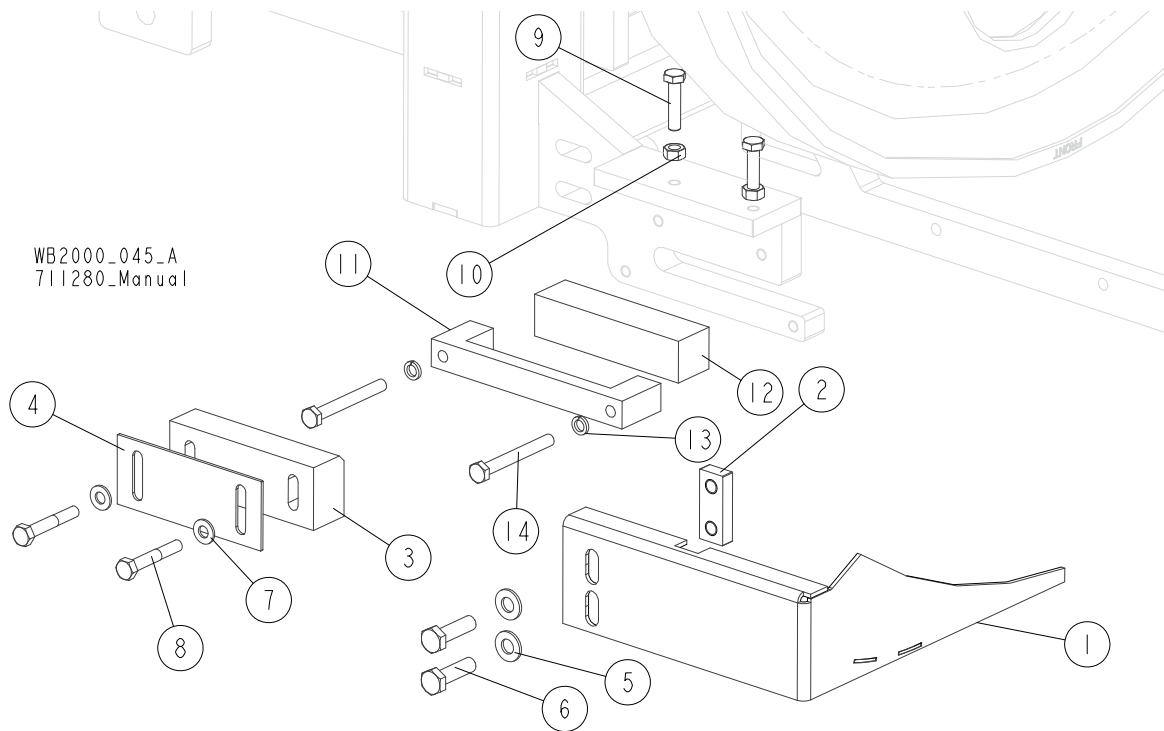


REF.	DESCRIPTION (◆ Indicates Parts Available in Assemblies Only)	PART #	QTY
	WIPER/SCRAPER ASSEMBLY, IDLE SIDE BLADE WHEEL	711210	1/0
	WIPER/SCRAPER ASSEMBLY, DRIVE SIDE BLADE WHEEL	711205	0/1
1	PLATE, SCRAPER MOUNT	711426-1	1/0
	PLATE, SCRAPER MOUNT	711427-1	0/1
2	PLATE, SPRING HOOK	710204-1	2
3	BRACKET, SCRAPER MOUNT	710211-1	1/0
	BRACKET, SCRAPER MOUNT	710208-1	0/1
4	MOUNT WELDMENT, FELT	710217-1	1/0
	MOUNT WELDMENT, FELT	710203-1	0/1
5	SCRAPER	713262	1
6	WASHER, 10.5 SPECIAL FLAT ZINC	F81055-6	2
7	WASHER, Z 10.2 SPLIT LOCK ZINC	F81055-2	2
8	BOLT, M10X25 8.8 HEX HEAD FULL THREAD ZINC	F81003-11	2
9	FELT	710214	1/0
	FELT	710201	0/1
10	WASHER, 6.4 FLAT ZINC	F81053-1	4
11	NUT, M6-8-B HEX NYLON ZINC LOCK	F81031-2	2
12	WASHER, 6.1 DIN 127 (A2-304) STAINLESS STEEL SPRING	F81053-4	2
13	BOLT, M6X20 8.8 HEX HEAD FULL THREAD ZINC	F81001-2	4
14	ROD, N12X151	711207-1	1
15	SCREW, M6X16-45H HEX SOCKET SET FLAT POINT ZINC	F81001-10	1
16	SPRING, VANEL	714601	2

3**Saw Head***Blade Wheel Wiper & Scraper*

REF.	DESCRIPTION (◆ Indicates Parts Available in Assemblies Only)	PART #	QTY	
17	FITTING, WES 10/R 1/4 ELBOW	088379	1	
18	BUSHING, 20/12-13 SPACER	511722-1	1	

3.19 Wheel Guard

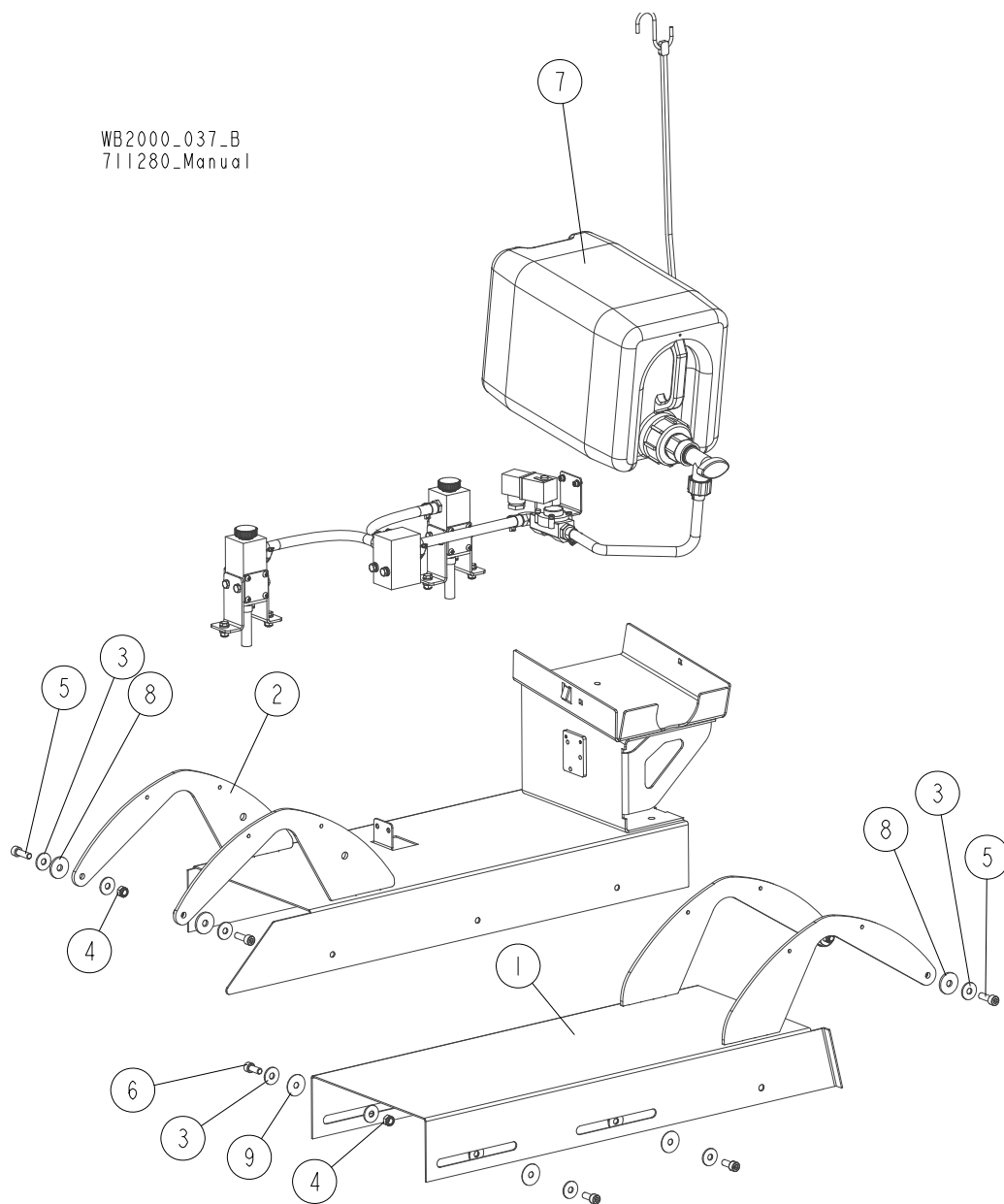


WB2000_045_A
711280_Manual

REF.	DESCRIPTION (◆ Indicates Parts Available in Assemblies Only)	PART #	QTY
	GUARD, WHEEL - COMPLETE	711084	1
1	GUARD WELDMENT, WHEEL	711846-1	1
2	PLATE	710034-1	1
3	BLOCK, BLADE GUIDE	711079	1
4	PLATE	711219-1	1
5	WASHER, 10.5 FLAT ZINC	F81055-1	2
6	BOLT, M10X30 5.8 HEX HEAD FULL THREAD ZINC	F81003-2	2
7	WASHER, 8.4 FLAT ZINC	F81054-1	2
8	BOLT, M8X50 8.8 HEX HEAD ZINC	F81002-10	2
9	BOLT, M8X35-8.8 HEX HEAD FULL THREAD ZINC	F81002-13	2
10	NUT, M8-8-B HEX ZINC	F81032-1	2

3.20 Blade Wheel Top Covers

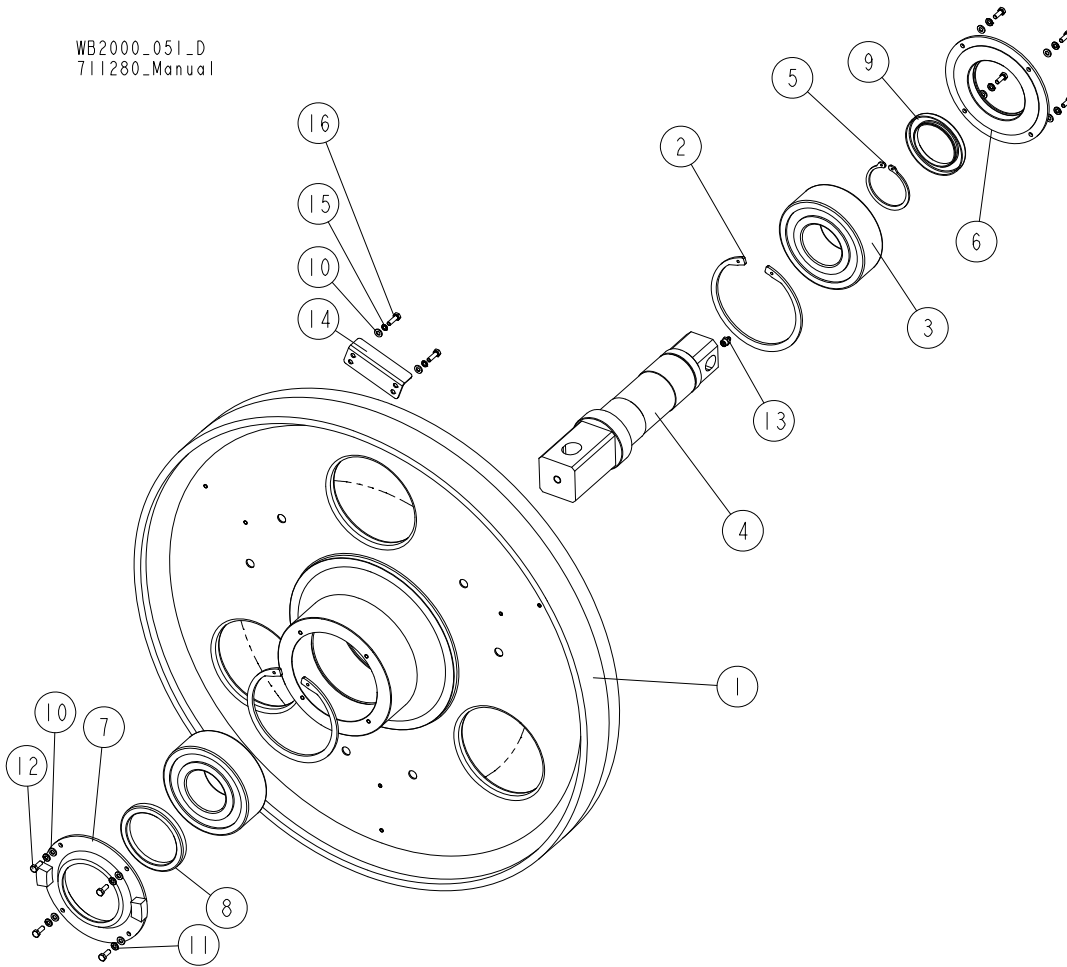
WB2000_037_B
711280_Manual



REF.	DESCRIPTION (◆ Indicates Parts Available in Assemblies Only)	PART #	QTY
	COVER SET, BLADE WHEEL TOP	711221	1
1	COVER, LEFT TOP	711080-1	1
2	COVER, RIGHT TOP	711015-1	1
3	WASHER, ISO 7093-1-8-200 HV-A2E	F81054-11	16
4	NUT, M8 8 HEX NYLON ZINC LOCK	F81032-2	8
5	SCREW, M8X25 8.8 HEX SOCKET HEAD CAP ZINC	F81002-21	4
6	SCREW, M8X20-8.8 HEX SOCKET HEAD CAP ZINC	F81002-30	4
7	OIL TANK & DISPENSER ASSEMBLY See Section 6.3	710832	1
8	WASHER, 9/30-3	711299	4
9	WASHER, 8.2/30-1 NYLON	713634	4

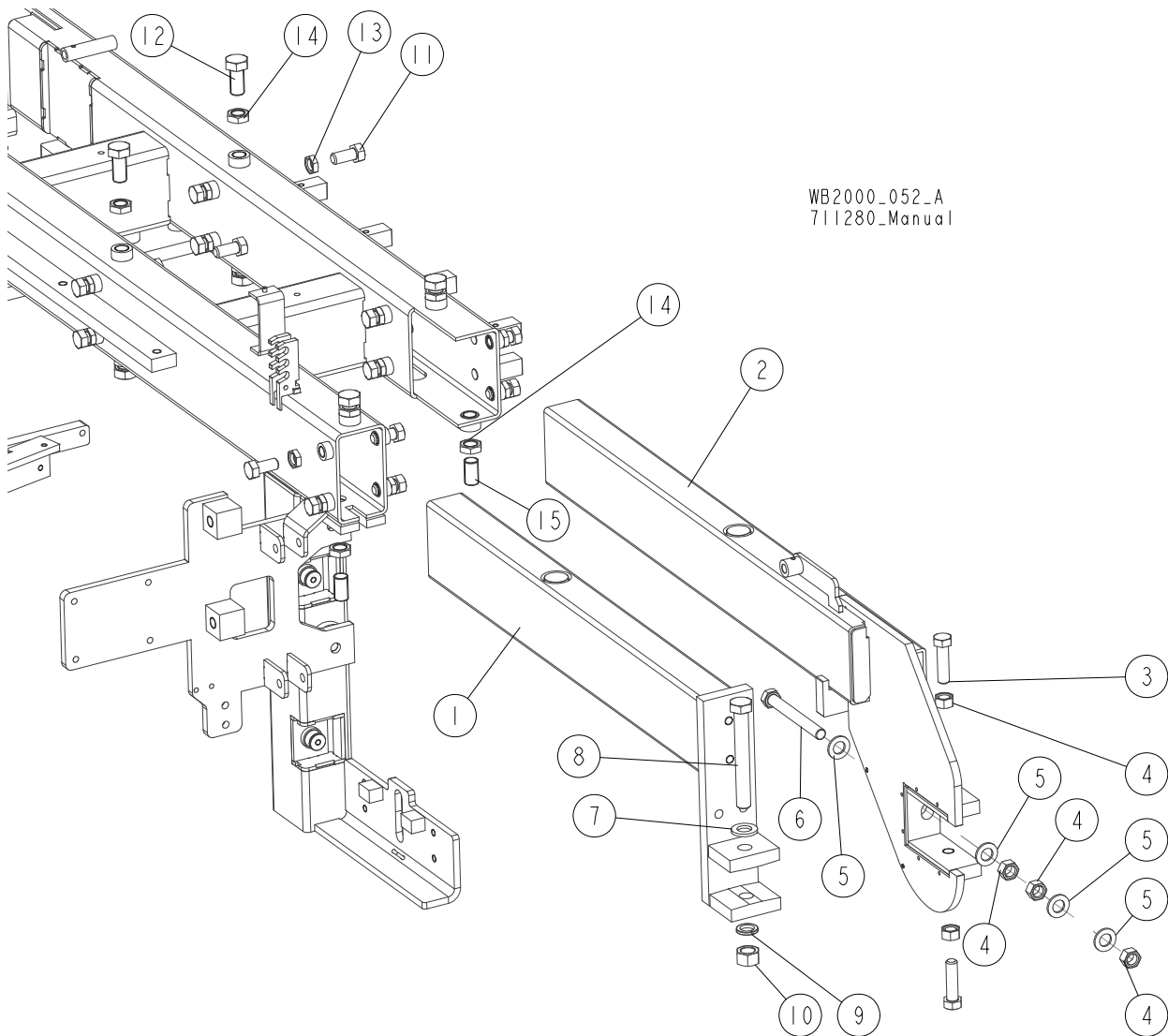
3.21 Idle Side Blade Wheel

WB2000_051_D
711280_Manual



REF.	DESCRIPTION (◆ Indicates Parts Available In Assemblies Only)	PART#	QTY
-	WHEEL ASSEMBLY, IDLE SIDE BLADE (86)	715499-1	1
1	WHEEL, BLADE	713176	1
2	RING, W150 INSIDE RETAINING	F81090-43	2
3	BEARING, NJ2314E.TVP2 CYLINDRICAL ROLLER	503932	2
4	SHAFT, BLADE WHEEL	715358	1
5	RING, Z70 OUTSIDE RETAINING	F81090-56	1
6	COVER	710004-1	1
7	COVER	715989-1	1
8	RING, CC88X110X10 SEALING	715495	1
9	RING, CC70X100X10 SEALING	710802	1
10	WASHER, 6.4 FLAT ZINC	F81053-1	14
11	WASHER, 6.1 DIN 127 (A2-304) STAINLESS STEEL SPRING	F81053-4	8
12	BOLT, M6X16-8.8 HEX HEAD FULL THREAD ZINC	F81001-15	8
13	FITTING, M10X1 STRAIGHT GREASE	710834	1
14	WING	713554	3
15	WASHER, Z 6.1 SPLIT LOCK ZINC	F81053-3	6
16	BOLT, M6X20 8.8 HEX HEAD FULL THREAD ZINC	F81001-2	6

3.22 Blade Wheel Mounting Tubes

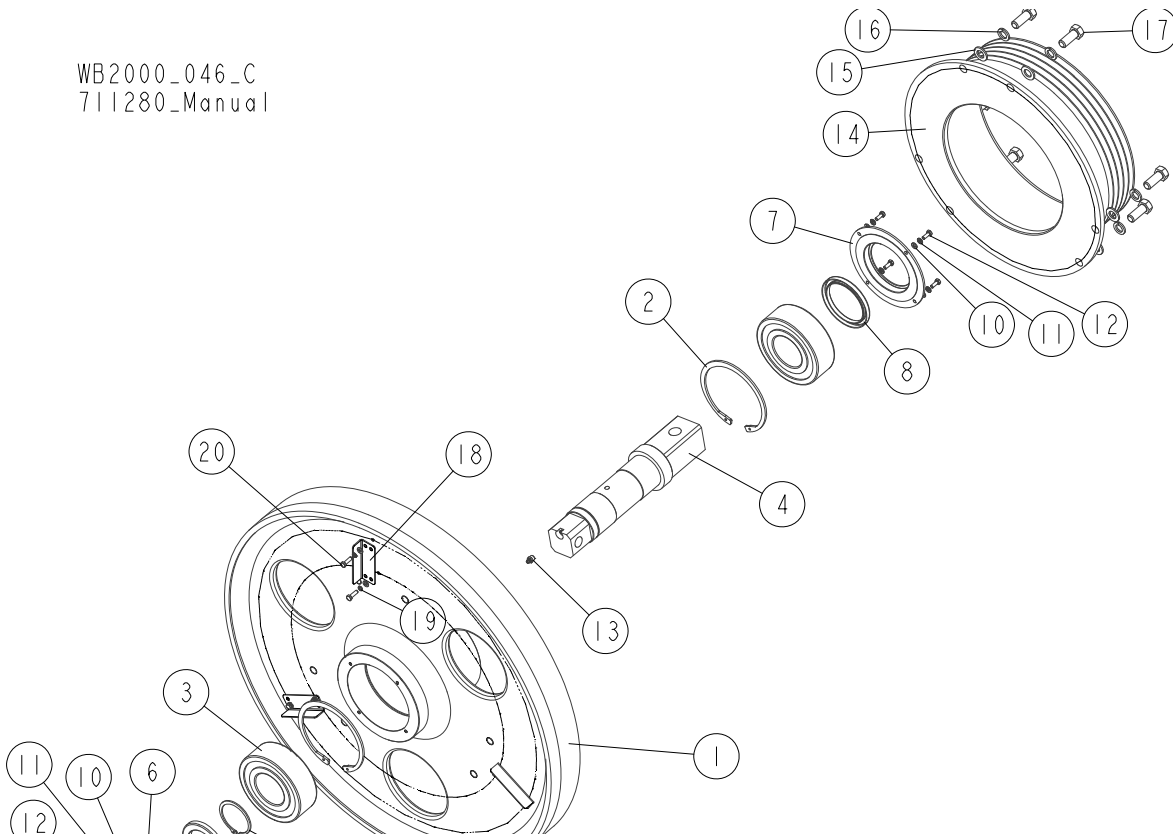


WB2000_052_A
711280_Manual

REF.	DESCRIPTION (◆ Indicates Parts Available in Assemblies Only)	PART #	QTY
1	TUBE WELDMENT, WHEEL MOUNT - LEFT	711265-1	1
2	TUBE WELDMENT, WHEEL MOUNT - RIGHT	711260-1	1
3	BOLT, M16X60-8.8 HEX HEAD FULL THREAD ZINC	F81006-12	2
4	NUT, M16-8 HEX ZINC	F81036-1	5
5	WASHER, 19 FLAT ZINC	F81060-1	4
6	BOLT, M16X140-8.8 HEX HEAD FULL THREAD ZINC	F81006-48	1
7	WASHER, 21 FLAT ZINC	F81059-2	1
8	BOLT, ISO 4017 M20X150 8.8 ZINC-PLATED	F81007-3	1
9	WASHER, 20.5 SPLIT LOCK ZINC	F81059-1	1
10	NUT, M20-8 HEX ZINC	F81037-1	1
11	BOLT, ISO 4018-M16X35-BRASS	F81006-49	16
12	BOLT, ISO 4018 M20X40-BRASS	F81007-19	6
13	NUT, M16 8 THIN ZINC	F81036-4	16
14	NUT, M20 ISO 4035 THIN ZINC	F81037-9	8
15	SCREW, M20X35-45H HEX SOCKET ZINC-PL. SET W/FLAT POINT	F81018-1	2

3.23 Drive Side Blade Wheel

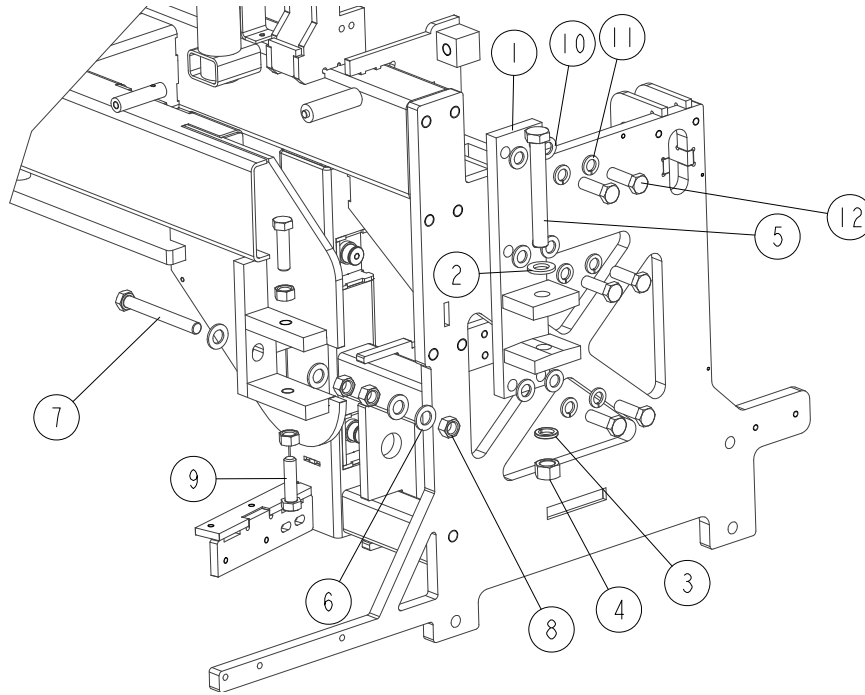
WB2000_046_C
711280_Manual



REF.	DESCRIPTION (◆ Indicates Parts Available in Assemblies Only)	PART #	QTY
	WHEEL, DRIVE SIDE BLADE - COMPLETE	714604	1
	WHEEL ASSEMBLY, DRIVE SIDE BLADE	711856-1	1
	WHEEL ASSEMBLY, IDLE SIDE	711855	1
1	WHEEL, BLADE	713176	1
2	RING, W150 INSIDE RETAINING	F81090-43	2
3	BEARING, NJ2314E.TVP2 CYLINDRICAL ROLLER	503932	2
4	SHAFT, BLADE WHEEL	711852	1
5	RING, Z70 OUTSIDE RETAINING	F81090-56	1
6	COVER	710004-1	2
7	RING, CC80X100X10 SEALING	710801	1
8	RING, CC70X100X10 SEALING	710802	1
9	WASHER, 6.4 FLAT ZINC	F81053-1	8
10	WASHER, 6.1 DIN 127 (A2-304) STAINLESS STEEL SPRING	F81053-4	8
11	BOLT, M6X16-8.8 HEX HEAD FULL THREAD ZINC	F81001-15	8
12	FITTING, M10X1 STRAIGHT GREASE	710834	1
13	PULLEY	711201	1
14	WASHER, 17 SPLIT LOCK ZINC	F81058-1	6
15	WASHER, 16.3 SPLIT LOCK ZINC	F81058-2	6
16	BOLT, M16X40-8.8 HEX HEAD FULL THREAD ZINC	F81006-13	6
17	WING	713554-1	3
18	WASHER, 6.4 FLAT ZINC	F81053-1	6
19	WASHER, Z 6.1 SPLIT LOCK ZINC	F81053-3	6
20	BOLT, M6X20 8.8 HEX HEAD FULL THREAD ZINC	F81001-2	6

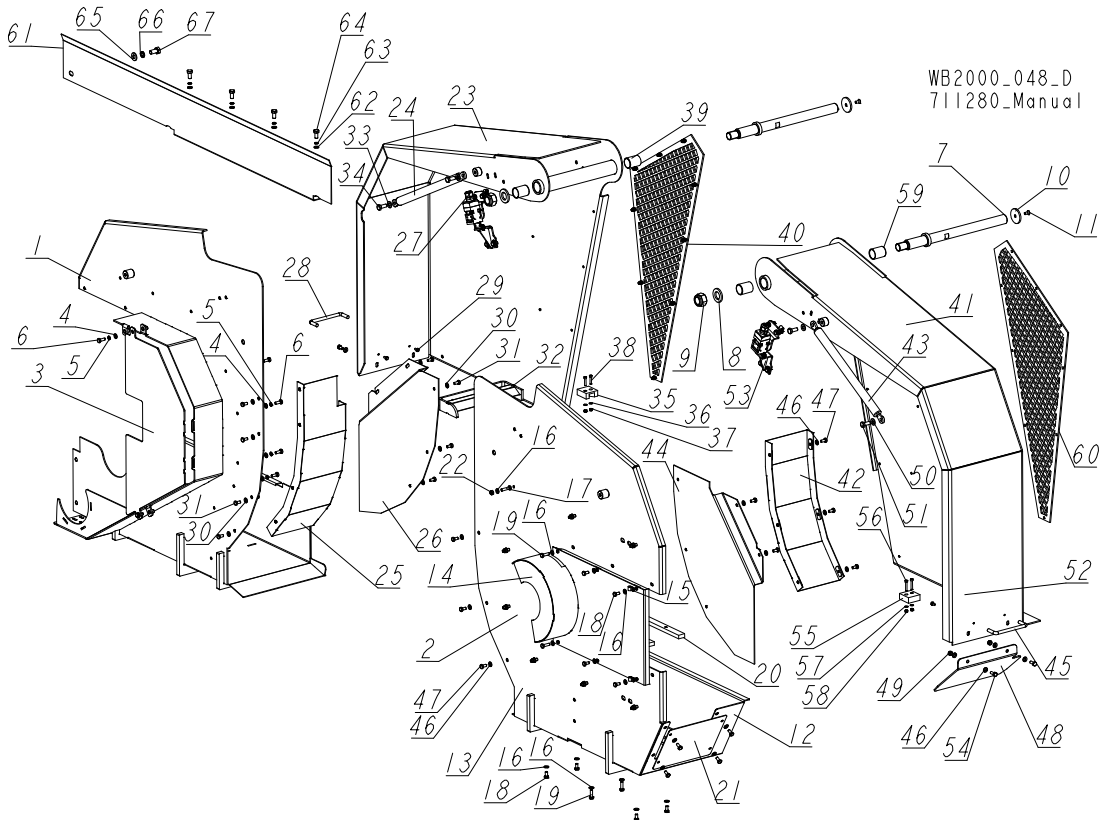
3.24 Blade Wheel Shaft Bracket

WB2000_053_A
711280_Manual



REF.	DESCRIPTION (◆ Indicates Parts Available in Assemblies Only)	PART #	QTY
1	BRACKET WELDMENT, BLADE WHEEL SHAFT MOUNT	710819-1	1
2	WASHER, 21 FLAT ZINC	F81059-2	1
3	WASHER, 20.5 SPLIT LOCK ZINC	F81059-1	1
4	NUT, M20-8 HEX ZINC	F81037-1	1
5	SCREW, ISO 4017 M20X150 8.8 HEX HEAD ZINC	F81007-3	1
6	WASHER, 19 FLAT ZINC	F81060-1	4
7	BOLT, M16X140-8.8 HEX HEAD FULL THREAD ZINC	F81006-48	1
8	NUT, M16-8 HEX ZINC	F81036-1	5
9	BOLT, M16X60-8.8 HEX HEAD FULL THREAD ZINC	F81006-12	2
10	WASHER, 17 SPLIT LOCK ZINC	F81058-1	6
11	WASHER, 16.3 SPLIT LOCK ZINC	F81058-2	6
12	BOLT, M16X50-8.8 HEX HEAD FULL THREAD ZINC	F81006-38	6

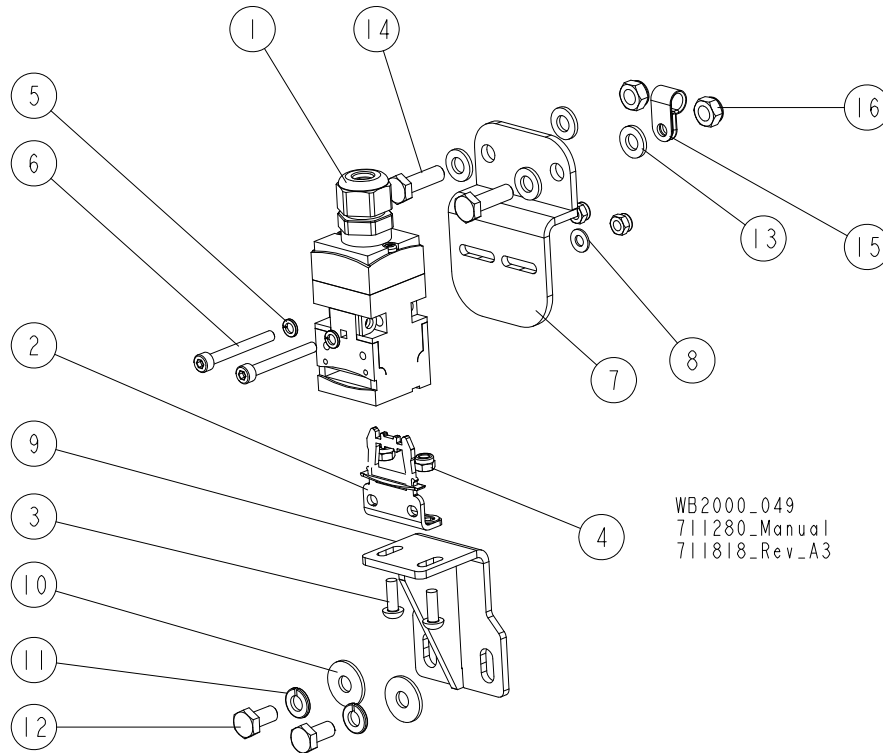
3.25 Blade Wheel Guards



REF.	DESCRIPTION (◆ Indicates Parts Available in Assemblies Only)	PART #	QTY
	GUARD SET, RIGHT REAR	714844	1
1	GUARD WELDMENT, RIGHT REAR	714835-1	1
2	GUARD, PULLEY	714951-1	1
3	WASHER, 6.4 FLAT ZINC	F81053-1	10
4	WASHER, Z 6.1 SPLIT LOCK ZINC	F81053-3	10
5	BOLT, M6X16-8.8 HEX HEAD FULL THREAD ZINC	F81001-15	10
	GUARD SET, LEFT REAR	714843	1
6	GUARD, LEFT REAR	714838-1	1
7	GUARD, MIDDLE REAR	711209-1	1
8	ELEMENT, EE63 MOUNTING	F81080-4	2
9	WASHER, 6.4 FLAT ZINC	F81053-1	24
10	WASHER, Z 6.1 SPLIT LOCK ZINC	F81053-3	8
11	BOLT, M6X20 8.8 HEX HEAD FULL THREAD ZINC	F81001-2	8
12	BOLT, M6X12 8.8 HEX HEAD FULL THREAD ZINC	F81001-7	16
13	BAR	714841	2
14	PLATE	714842-1	1
15	ROD, N35/N21X348	714934-1	2
16	WASHER, 21 FLAT ZINC	F81059-2	2
17	NUT, M20-8 DIN985 HEX NYLON ZINC LOCK	F81037-2	2
18	WASHER, 7/25-3	711355	2
19	SCREW, M6X12-10.9 FLAT SOCKET HEAD CAP ZINC	F81001-54	2
	GUARD SET, RIGHT SIDE	714941	1
20	GUARD, FRONT	714645-1	1
21	SPRING, 700N GAS	714891	1
22	GUARD, RIGHT INSIDE	713335-1	1

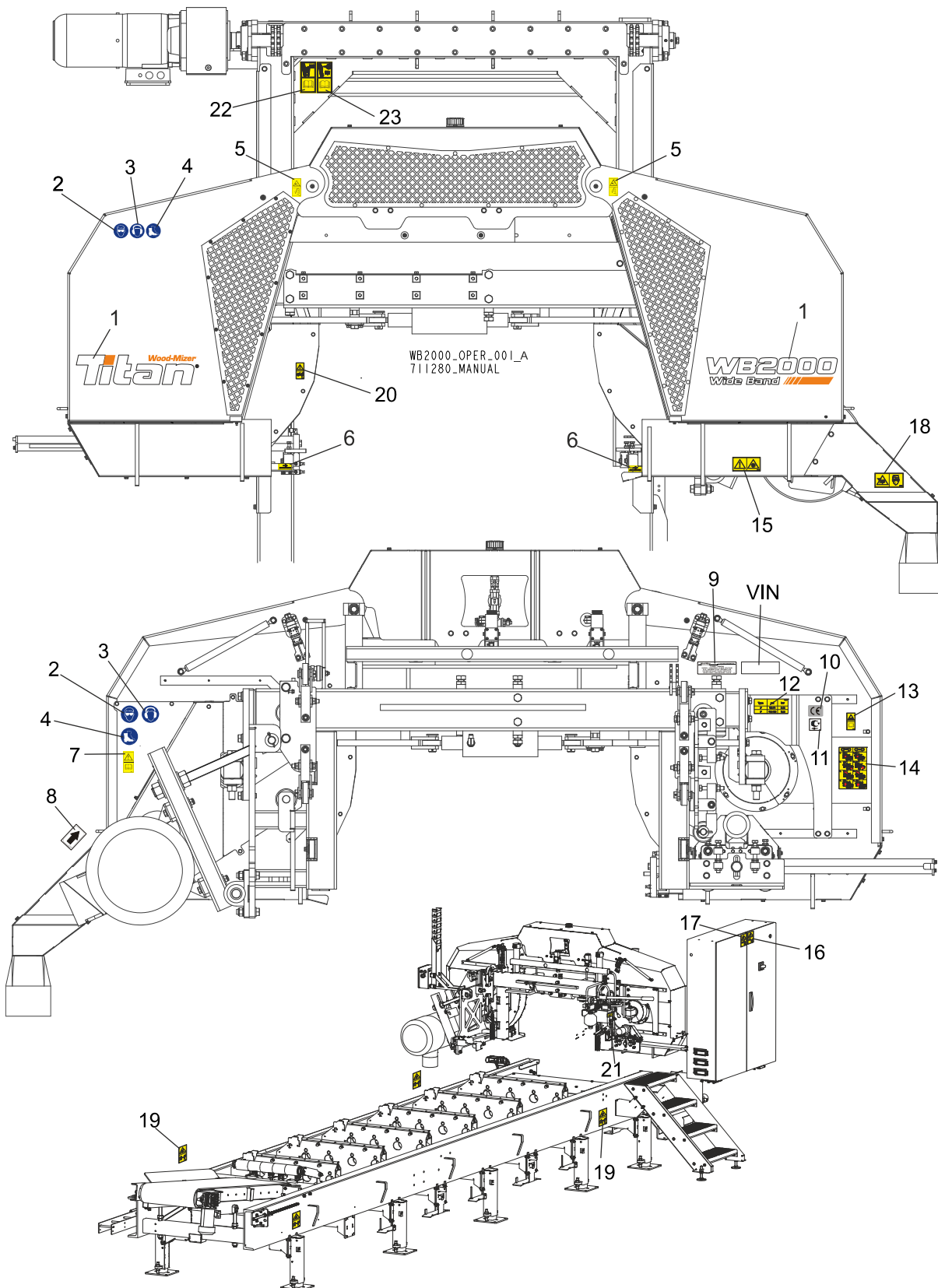
REF.	DESCRIPTION (◆ Indicates Parts Available in Assemblies Only)	PART #	QTY
23	GUARD, RIGHT INSIDE	713285-1	1
24	SWITCH ASSEMBLY, SAFETY See Section 3.26	711818	1
25	HANDLE, 4"	P08065	1
26	BOLT, #8-32X3/8 SELF-TAPPING	F05015-8	2
27	WASHER, 6.4 FLAT ZINC	F81053-1	11
28	BOLT, M6X12 8.8 HEX HEAD FULL THREAD ZINC	F81001-7	11
29	GUARD	713340-1	1
30	WASHER, 8.4 FLAT ZINC	F81054-1	2
31	BOLT, M8X20 5.8 HEX HEAD FULL THREAD ZINC	F81002-1	2
32	BLOCK, STIFFENER	713557	1
33	WASHER, 4.3 FLAT ZINC	F81051-2	2
34	NUT, M4-8 HEX NYLON ZINC LOCK	F81029-1	2
35	SCREW, M4X20 8.8 HEX SOCKET HEAD CAP ZINC	F81011-31	2
36	BUSHING, 25/28-35 - IGUS GSM-2528-35	715069	2
37	GRID, COMPLETE FRONT	714870	1
	GUARD SET, LEFT SIDE	714938	1
38	GUARD, FRONT	714647-1	1
39	GUARD, LEFT INSIDE	713332-1	1
40	SPRING, 700N GAS	714891	1
41	GUARD, LEFT INSIDE	713287-1	1
42	HANDLE, 4"	P08065	1
43	WASHER, 6.4 FLAT ZINC	F81053-1	12
44	BOLT, M6X12 8.8 HEX HEAD FULL THREAD ZINC	F81001-7	8
45	GUARD, INSIDE	713283-1	1
46	NUT, M6-8-B HEX NYLON ZINC LOCK	F81031-2	2
47	WASHER, 8.4 FLAT ZINC	F81054-1	2
48	BOLT, M8X20 5.8 HEX HEAD FULL THREAD ZINC	F81002-1	2
49	BOLT, #8-32X3/8 SELF-TAPPING	F05015-8	2
50	SWITCH ASSEMBLY, SAFETY See Section 3.26	711818	1
51	BOLT, M6X16-8.8 HEX HEAD FULL THREAD ZINC	F81001-15	2
52	BLOCK, STIFFENER	713557	1
53	SCREW, M4X25-8.8 HEX SOCKET HEAD CAP ZINC	F81011-3	2
54	WASHER, 4.3 FLAT ZINC	F81051-2	2
55	NUT, M4-8 HEX NYLON ZINC LOCK	F81029-1	2
56	BUSHING, 25/28-35 - IGUS GSM-2528-35	715069	2
57	GRID, COMPLETE FRONT	714870	1
	GUARD SET, IDLE SIDE WHEEL	711360	1
58	GUARD, RIGHT	711365-1	1
59	GUARD, LEFT	711367-1	1
60	WASHER, 6.4 FLAT ZINC	F81053-1	4
61	BOLT, M6X12 8.8 HEX HEAD FULL THREAD ZINC	F81001-7	4
	GUARD, TOP - COMPLETE	713329	1
62	PLATE, TOP GUARD	713328-1	1
63	WASHER, 6.4 FLAT ZINC	F81053-1	4
64	WASHER, Z 6.1 SPLIT LOCK ZINC	F81053-3	4
65	BOLT, M8X16-8.8-B HEX HEAD FULL THREAD ZINC	F81002-20	4
66	WASHER, 10.5 FLAT ZINC	F81055-1	1
67	WASHER, Z 10.2 SPLIT LOCK ZINC	F81055-2	1
68	BOLT, M10X20-5.8 HEX HEAD FULL THREAD ZINC	F81003-1	1

3.26 Blade Housing Safety Switch



REF.	DESCRIPTION (◆ Indicates Parts Available in Assemblies Only)	PART #	QTY
	SWITCH ASSEMBLY, SAFETY	711818	1
1	SWITCH, AZ17-11ZRK SAFETY	094232	1
2	KEY, AZ17/170-B5 SAFETY SWITCH	094422	1
3	SCREW, M4X12-5.8-B CROSS RECESSED PAN HEAD ZINC	F81011-43	2
4	NUT, M4-8 HEX NYLON ZINC LOCK	F81029-1	4
5	WASHER, Z 4.1 SPLIT LOCK ZINC	F81051-1	2
6	SCREW, M4X35 8.8 HEX SOCKET HEAD CAP ZINC	F81011-34	2
7	BRACKET, SAFETY SWITCH	711850-1	1
8	WASHER, 4.3 FLAT ZINC	F81051-2	2
9	BRACKET, SAFETY SWITCH KEY - COMPLETE	711820-1	1
10	WASHER, 6.5 SPECIAL FLAT ZINC	F81053-11	2
11	WASHER, 6.1 DIN 127 (A2-304) STAINLESS STEEL SPRING	F81053-4	2
12	BOLT, M6X12 8.8 HEX HEAD FULL THREAD ZINC	F81001-7	2
13	WASHER, 6.4 FLAT ZINC	F81053-1	4
14	BOLT, M6X20 8.8 HEX HEAD FULL THREAD ZINC	F81001-2	2
15	ELEMENT, EE63 MOUNTING	F81080-4	1
16	NUT, M6-8-B HEX NYLON ZINC LOCK	F81031-2	2

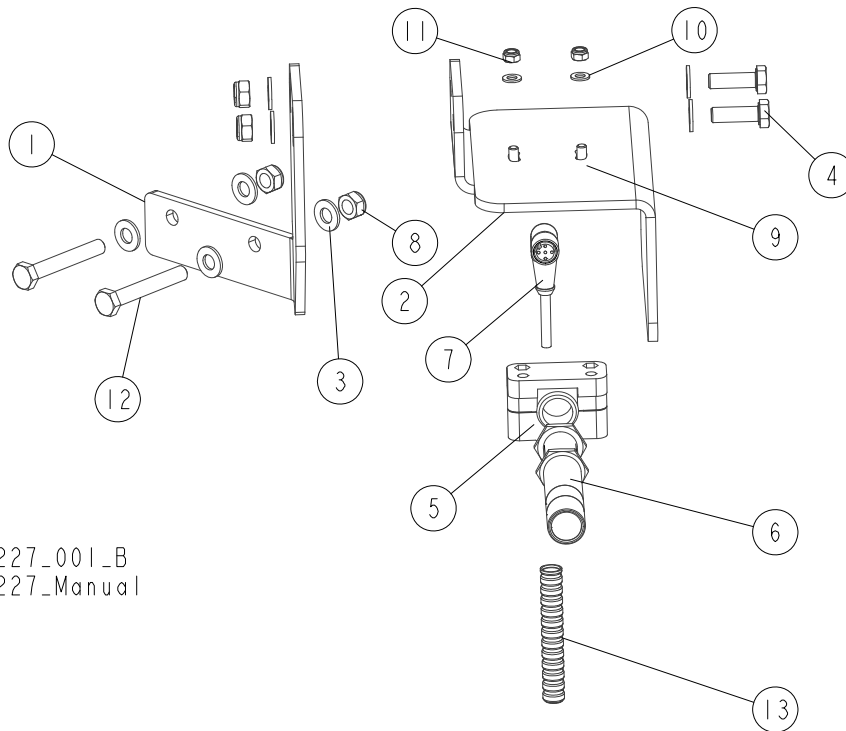
3.27 Decals



REF.	DESCRIPTION (◆ Indicates Parts Available in Assemblies Only)	PART #	QTY
	DECAL KIT, WB2000	713635	1
1	DECAL, WB2000 TITAN SAWMILL LOGO	524491	1

2	DECAL, EYE PROTECTION WARNING (PICTOGRAM)	S12004G	2	
3	DECAL, EAR PROTECTION WARNING (PICTOGRAM)	S12005G	2	
4	DECAL, USE SAFETY BOOTS (PICTOGRAM)	501465	2	
5	DECAL, SAWMILL COVERS CAUTION	099220	2	
6	DECAL, BLADE MOVEMENT DIRECTION (PICTOGRAM)	096321	2	
7	DECAL, READ OPERATOR'S MANUAL (PICTOGRAM)	096317	1	
8	DECAL, MOTOR REVOLUTIONS DIRECTION (1465 R.P.M.)	S200971	1	
9	DECAL, INTERNATIONAL SAWMILL NAME	501466	1	
10	DECAL, CE CERTIFIED SAWMILL	P85070	1	
11	DECAL, RUSSIAN SAFETY CERTIFICATION	099401	1	
12	DECAL, BLADE TENSION VALUES	511621	1	
13	DECAL, BLADE TENSION - INSTRUCTIONS (PICTOGRAM)	099223	1	
14	DECAL, WB2000 BLADE TENSION	518401	1	
15	DECAL, LASER BEAM WARNING (PICTOGRAM)	099504	1	
16	DECAL, HIGH VOLTAGE INSIDE THE ELECTRIC BOX (PICTOGRAM)	096316	2	
17	DECAL, REMOVE THE PLUG BEFORE OPENING THE BOX (PICTOGRAM)	096319	2	
18	DECAL, PROTECTION AGAINST SAWDUST (PICTOGRAM)	099222	1	
19	DECAL, KEEP A SAFE DISTANCE (PICTOGRAM)	099221	4	
20	DECAL, DEBARKER BLADE WARNING (PICTOGRAM)	098176	1	
21	DECAL, PRESSURE SETTING VALUES	711204	1	
22	DECAL, CHAIN CLEANING	512240	1	
23	DECAL, CHAIN LUBRICATION	512158	1	

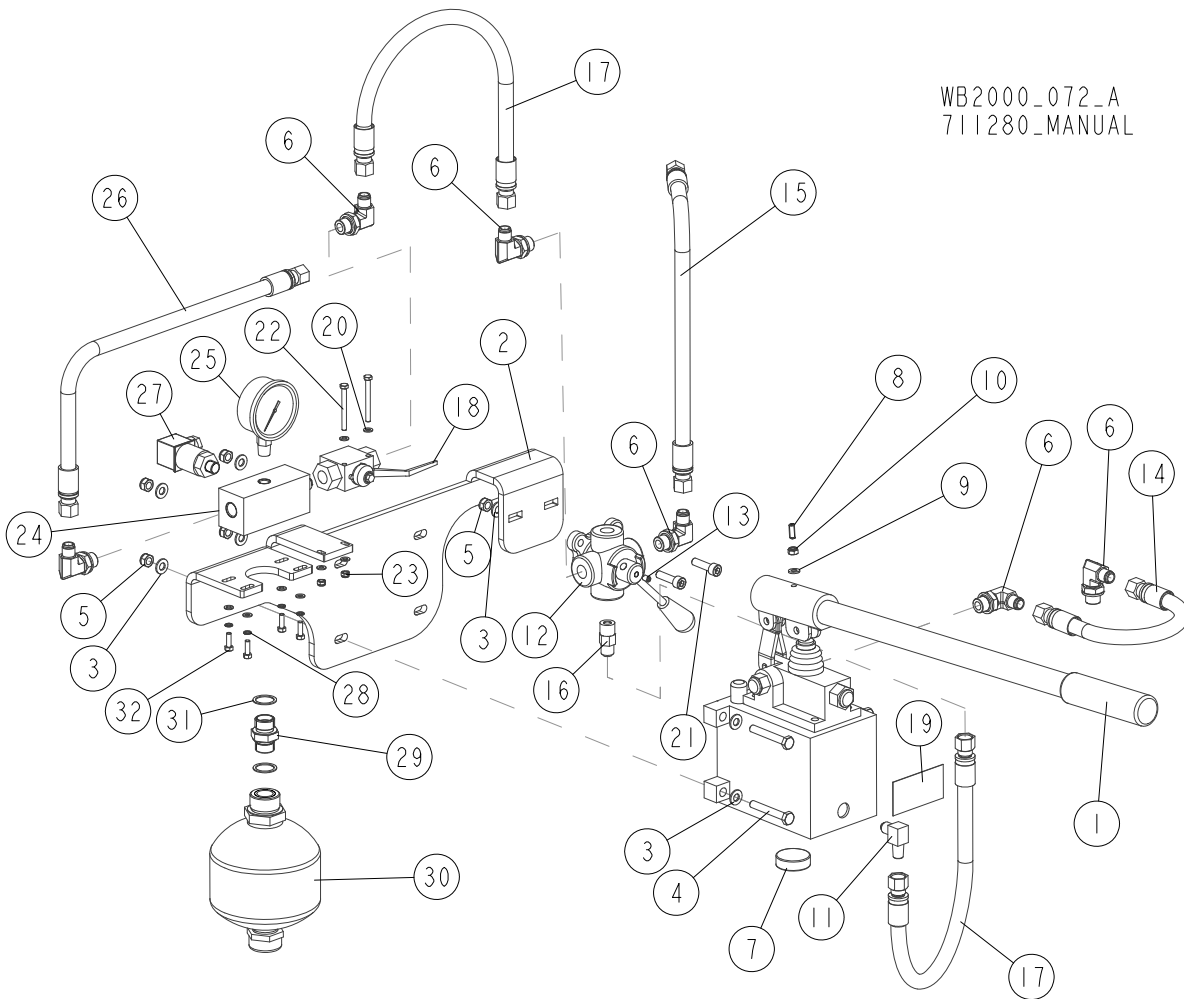
3.28 Laser Assembly (Option)



713227_001_B
 713227_Manual

REF.	DESCRIPTION (◆ Indicates Parts Available in Assemblies Only)	PART #	QTY
	LASER SIGHT, WB2000 - COMPLETE	713227	1
1	MOUNT WELDMENT, LASER	713983-1	1
2	BRACKET, LASER MOUNT	713226-1	1
3	WASHER, 8.4 FLAT ZINC	F81054-1	8
4	BOLT, M8x25-8.8-B HEX HEAD FULL THREAD ZINC	F81002-5	2
5	BRACKET, SMB 18SF MOUNTING	503469	1
6	LASER, Z5M18B-F-532-IG90 GREEN LINEAR	501025	1
7	CABLE, BCC M425-0000-1A-003-VX8434-020	094290	1
8	NUT, M8 8 HEX NYLON ZINC LOCK	F81032-2	4
9	SCREW, M5x16-8.8 HEX SOCKET HEAD CAP ZINC	F81000-25	2
10	WASHER, 5.3 FLAT ZINC	F81052-1	2
11	NUT, M5-8 DIN985 HEX NYLON ZINC LOCK	F81030-2	2
12	BOLT, M8x55-8.8 HEX HEAD ZINC	F81002-8	2
13	HOSE, SILVYN RILL PA6 SINUS 8.4 X 11.4	R80661-1	2

3.29 Oil Supply Assembly, Hydraulic Blade Tensioner

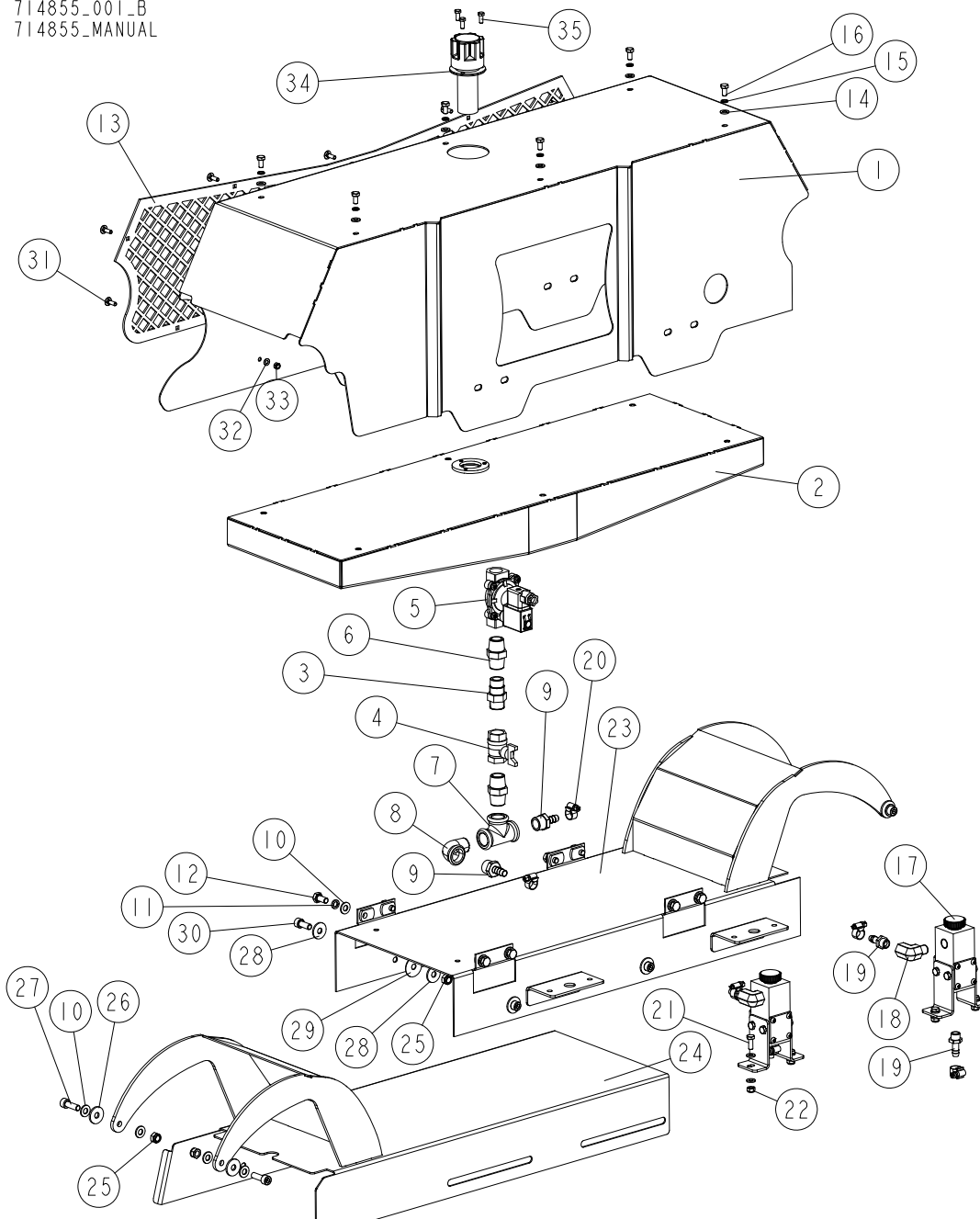


REF.	DESCRIPTION (◆ Indicates Parts Available in Assemblies Only)	PART #	QTY
	OIL SUPPLY ASSEMBLY, HYDRAULIC BLADE TENSIONER	714700	1
1	PUMP, PMS12/TNK1 MANUAL W/1-L TANK	092789	1
2	PLATE, MOUNTING	714697-1	1
3	WASHER, 8.4 FLAT ZINC	F81054-1	10
4	BOLT, M8X55-8.8 HEX HEAD ZINC	F81002-8	4
5	NUT, M8 8 HEX NYLON ZINC LOCK	F81032-2	6
6	FITTING, 90° - 3/8 BSP - 9/16 JIC ELBOW	096335	6
7	MAGNET, MW 38X12/N38 NEODYMIUM	500022	1
8	PLUNGER, GN615.3-M6-K BALL THREADED	096874	1
9	WASHER, 6.4 FLAT ZINC	F81053-1	1
10	NUT, M6-8-B HEX NYLON ZINC LOCK	F81031-2	1
11	FITTING, 3/8JIC-1/4NPT 90L	015491	1
12	VALVE, 4-WAY IDF 4V02C 4-DR IDF4V02C	504324	1
13	SCREW, M6X8-33H-GEOMET HEX SOCKET SET W/CONE POINT	F81013-1	1
14	HOSE, 2G3/8X0.300 W9/16UNF-W9/16UNF HYDRAULIC	711391	1
15	HOSE, 2G3/8X1.105 W9/16UNF-W9/16UNF HYDRAULIC	506935_714700	1
16	FITTING, 9/16" JIC/ 3/8" BSP STRAIGHT	091842	1
17	HOSE, 2G3/8X0.400 W9/16UNF-W9/16UNF HYDRAULIC	711390	2

REF.	DESCRIPTION (◆ Indicates Parts Available in Assemblies Only)	PART #	QTY
18	VALVE, PN 500 RSAP2V02FF 3/8" G DN10 BALL	502056	1
19	DECAL, PRESSURE VALUES	711204	1
20	WASHER, 5.3 FLAT ZINC	F81052-1	8
21	SCREW, M8X30-8.8 HEX SOCKET HEAD CAP ZINC	F81002-31	2
22	BOLT, M5X50-8.8 HEX HEAD ZINC	F81000-1	2
23	NUT, M5-8 DIN985 HEX NYLON ZINC LOCK	F81030-2	2
24	BLOCK, MOUNT	714696-1	1
25	GAUGE, 200 BAR/3000PSI OIL PRESSURE	505176	1
26	HOSE, 2G3/8X1.625 W9/16UNF-W9/16UNF HYDRAULIC	710891	1
27	SWITCH, F4Z1/M3-20 BAR PRESSURE	504830	1
28	WASHER, 5.1 SPLIT LOCK ZINC	F81052-2	4
29	FITTING, G1/2 - G1/2 (BSP) STRAIGHT	714698	1
30	ACCUMULATOR, MBSP 0.75-210-NBR-G1/2'FM33X1.5 HYDRAULIC	714664	1
31	SEAL, CU 20.5X26X1	714699	2
32	BOLT, M5X16 8.8 HEX HEAD FULL THREAD ZINC	F81000-20	4

3.30 Blade Lube Assembly

714855_001_B
714855_MANUAL

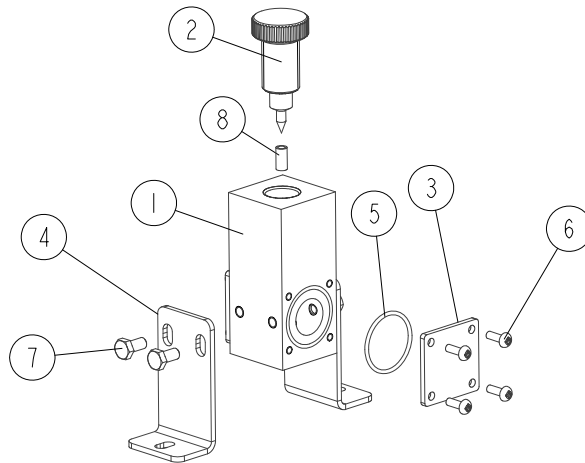


REF.	DESCRIPTION (◆ Indicates Parts Available in Assemblies Only)	PART #	QTY
	LUBE ASSEMBLY, BLADE	714855	1
1	GUARD WELDMENT, TOP	714860-1	1
2	TANK WELDMENT, WB2000 OIL	714848-1	1
3	BUSHING, G 1/2	716817-1	1
4	VALVE, 1/2" BALL W/T-HANDLE	094395	1
5	VALVE, ASCO SCE238B003 24V SOLENOID	715589	1
6	NIPPLE, N8 1/2" MALE ZINC-PLATED	094751	2
7	FITTING, B1- 1/2" TEE ZINC-PLATED	094750	1
8	FITTING, A4 WZ 1/2" ZINC-PLATED ELBOW	094749	1

REF.	DESCRIPTION (◆ Indicates Parts Available in Assemblies Only)	PART #	QTY	
9	FITTING, 1/2".HOSE END	092356	2	
10	WASHER, 8.4 FLAT ZINC	F81054-1	16	
11	WASHER, 8.2 SPLIT LOCK ZINC	F81054-4	8	
12	BOLT, M8X16-8.8-B-HEX HEAD FULL THREAD ZINC	F81002-20	8	
13	GRID, FRONT	714854-1	1	
14	WASHER, 6.4 FLAT ZINC	F81053-1	14	
15	WASHER, Z 6.1 SPLIT LOCK ZINC	F81053-3	6	
16	BOLT, M6X12 8.8 HEX HEAD FULL THREAD ZINC	F81001-7	6	
17	DISPENSER, OIL See Section 3.31	502660	2	
18	FITTING, 1/4 BSP - 1/4 BSPT ELBOW	714858	2	
19	BUSHING, GT13/09 NR 13539 (RECTUS).	092783	4	
20	TIE, 11-16 WRAP	F81080-31	6	
21	BOLT, M6X16-8.8-HEX HEAD FULL THREAD ZINC	F81001-15	4	
22	NUT, M6-8-B-HEX NYLON ZINC LOCK	F81031-2	4	
23	BRACKET, RIGHT	714863-1	1	
24	BRACKET, LEFT	714862-1	1	
25	NUT, M8-8-B-HEX NYLON ZINC LOCK	F81032-2	8	
26	WASHER, 8.4/25 - 2.5 NYLON (ESSENTA 032080000001)	714861	4	
27	SCREW, M8X25 8.8 HEX SOCKET HEAD CAP ZINC	F81002-21	4	
28	WASHER, ISO 7093-1-8-200 HV-A2E.	F81054-11	8	
29	WASHER, 8.2/30-1 NYLON (1008810000VR)	713634	4	
30	SCREW, M8X20-8.8-HEX SOCKET HEAD CAP ZINC	F81002-30	4	
31	BOLT, F81000-48 PAINTED	715068-1	9	
32	WASHER 5.3 FLAT ZINC	F81052-1	9	
33	NUT M5-8-DIN985 ZINC	F81030-2	9	
34	CAP, - TM450G65-40MIC FILTER W/BREATHING PLUG	715987	1	
35	BOLT, M5X12 8.8 HEX HEAD FULL THREAD ZINC	F81000-5	3	

3.31 Oil Dispenser

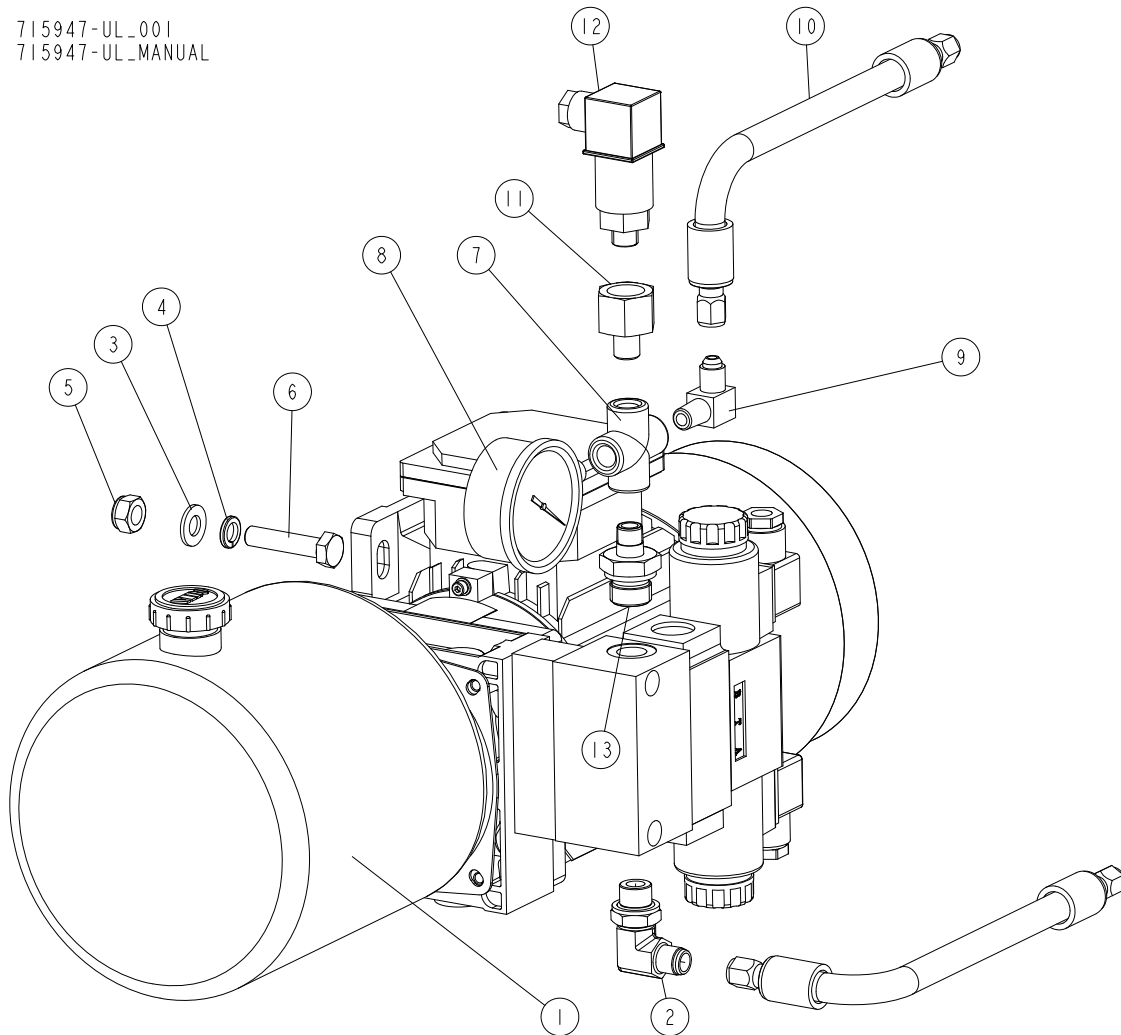
502660_001
502660_MANUAL



REF.	DESCRIPTION (◆ Indicates Parts Available in Assemblies Only)	PART #	QTY	
	DISPENSER, OIL	502660	1	
1	BLOCK, OIL DISPENSER	502658	1	
2	BOLT, OIL DISPENSER ADJUSTMENT	502657	1	
3	COVER, PC	502661	2	
4	BRACKET, OIL DISPENSER MOUNT	502662	2	
5	O-RING, OR30X2 NBR	502954	2	
6	SCREW, M4X12-5.8-B CROSS RECESSED PAN HEAD ZINC	F81011-43	8	
7	BOLT, M6X12 8.8 HEX HEAD FULL THREAD ZINC	F81001-7	4	
8	HOSE, 6 X 4 POLYURETHANE	R01869-3	1	

3.32 Hydraulic Pump w/Motor (No. 715947-UL)

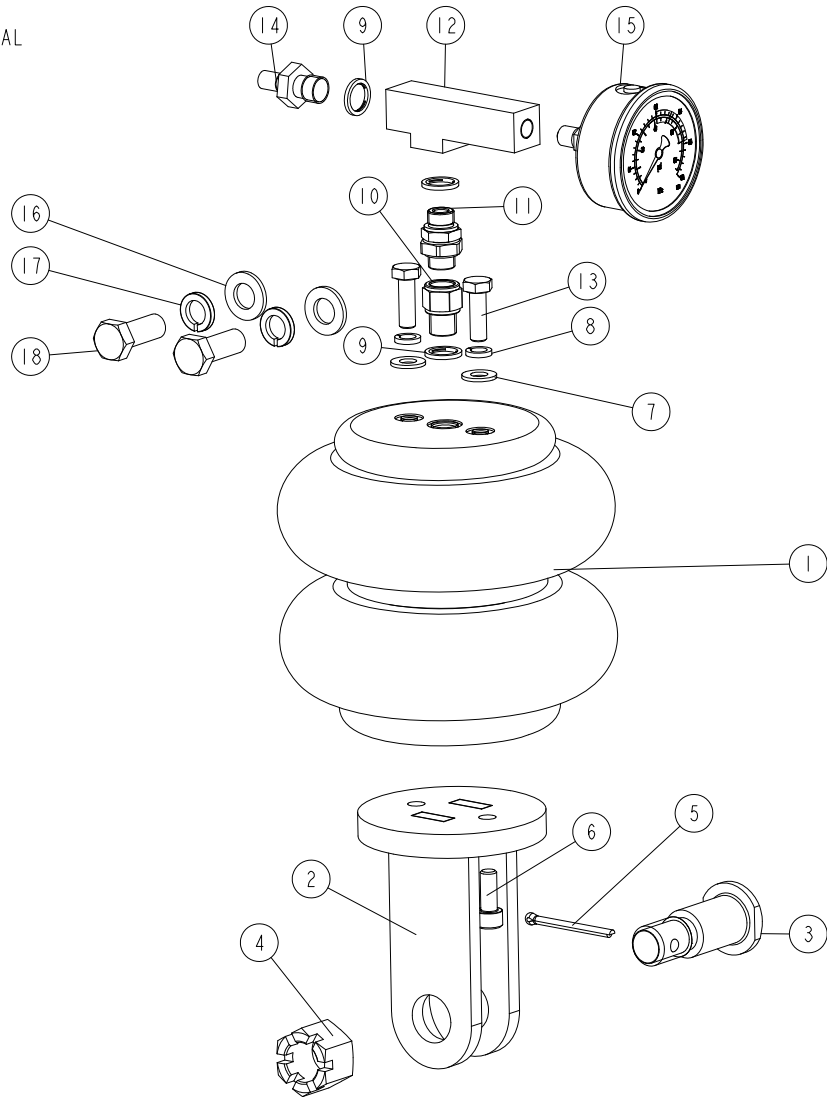
715947-UL_001
715947-UL_MANUAL



REF.	DESCRIPTION (* indicates parts available in assemblies only)	PART #	QTY
-	HYDRAULIC PUMP W/MOTOR - COMPLETE	715947-UL	1
1	PUMP, 1.1KW 3L/MIN - 1 SECTION IOW HYDRAULIC W/MOTOR	715935-UL	1
2	FITTING, 90° - 3/8 BSP - 9/16 JIC ELBOW	096335	1
3	WASHER, 10.5 FLAT ZINC	F81055-1	4
4	WASHER, Z 10.2 SPLIT LOCK ZINC	F81055-2	4
5	NUT, M10-8-B HEX NYLON ZINC LOCK	F81033-1	4
6	BOLT, M10X45 HEX HEAD FULL THREAD ZINC	F81003-3	4
7	CROSS, 1/4 NPT	P22311	1
8	GAUGE, 200 BAR/3000PSI OIL PRESSURE	505176	1
9	FITTING, 3/8JIC-1/4NPT 90L	015491	1
10	HOSE, 2G 3/8X ??? W7/16UNF-W7/16UNF HYDRAULIC	715946	2
11	FITTING, Z-W 1/4 NPT - 1/2 BSP STRAIGHT	715960	1
12	SWITCH, F4Z1/M3-20 BAR PRESSURE	504830	1
13	FITTING, Z-Z 1/4 NPT - 3/8 BSP STRAIGHT	719222	1

3.33 Bellow Cylinder Assembly (No. 715929)

715929_001
715929_MANUAL

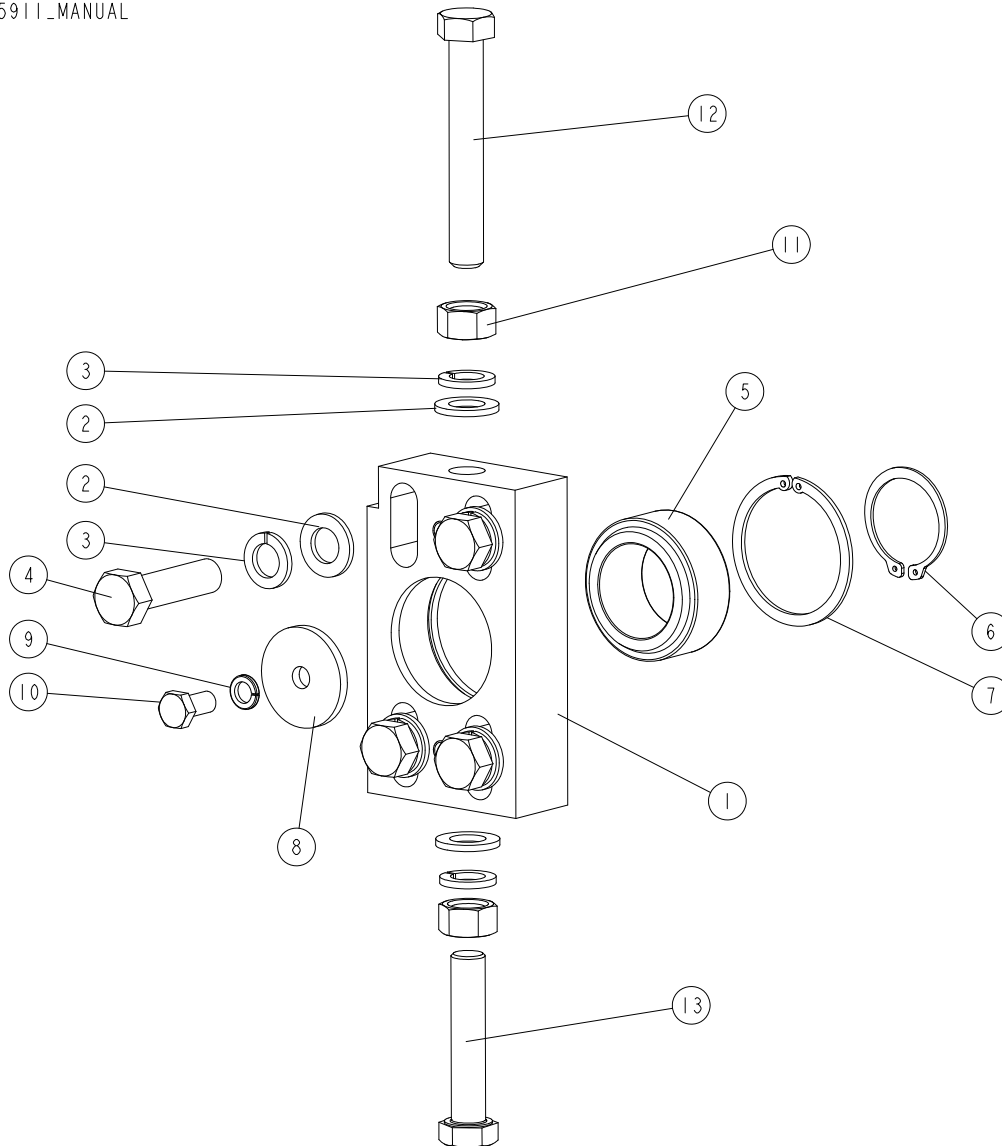


REF.	DESCRIPTION (* indicates parts available in assemblies only)	PART #	QTY
-	CYLINDER ASSEMBLY, BELLOW	715929	1
1	CYLINDER, EB-165-125 FESTO BELLOW	715669	1
2	BRACKET, BELLOW CYLINDER	715659-1	1
3	PIN, 24X65/55- 8.8 ZINC-PLATED	F81049-5	1
4	NUT, Z M20-8-B SLOTTED CASTLE ZINC	F81037-3	1
5	PIN, S-ZN-4X45 COTTER	F81043-21	1
6	SCREW, M8X20-8.8 HEX SOCKET HEAD CAP ZINC	F81002-30	2
7	WASHER, 8.4 FLAT ZINC	F81054-1	2
8	WASHER, 8.2 SPLIT LOCK ZINC	F81054-4	2
9	SEAL, 1/4 866-014-000-0 (REXROTH)	090809	3
10	FITTING, 2521 1/4-1/4 MALE-FEMALE (CAMOZZI)	097704	1
11	NIPPLE, G1/4 (8632141400 BOSCH)	097703	1
12	CONNECTOR, SPECIAL TEE	097702-1	1
13	BOLT, M8X25-8.8-B HEX HEAD FULL THREAD ZINC	F81002-5	2
14	FITTING, 1/4" 390 004 004 0 THREAD (REXROTH) AIR TANK VALVE	088575	1

REF.	DESCRIPTION (* indicates parts available in assemblies only)	PART #	QTY	
15	GAUGE, M 63T-2.5/20G G1/8 0-06 MPA/PSI (KFM) PRESSURE	088568	1	
16	WASHER, 13 FLAT ZINC	F81056-1	2	
17	WASHER, Z12.2 SPLIT LOCK ZINC	F81056-2	2	
18	BOLT, M12X30 8.8 HEX HEAD FULL THREAD ZINC	F81004-22	2	

3.34 Vertical Adjustment Bracket (No. 715911)

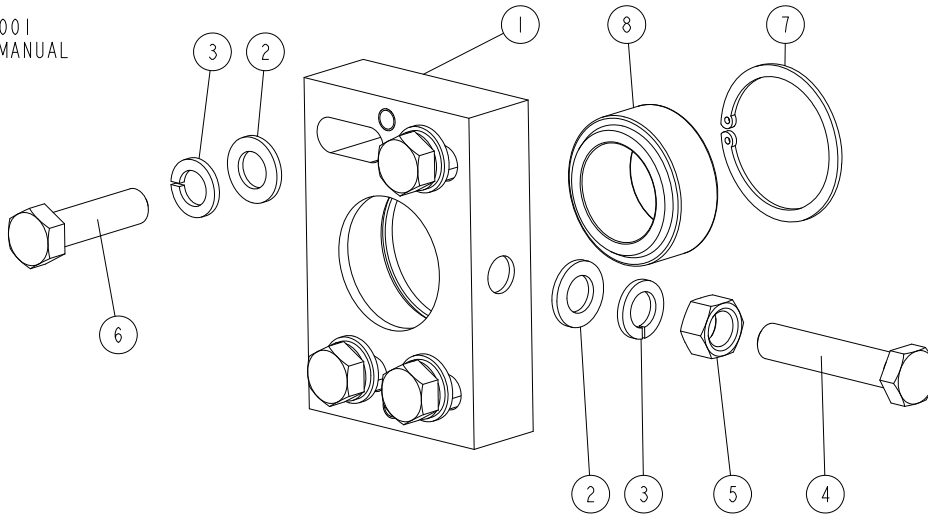
715911_001
715911_MANUAL



REF.	DESCRIPTION (* indicates parts available in assemblies only)	PART #	QTY
-	BRACKET, WHEEL VERTICAL ADJUSTMENT - COMPLETE	715911	1
1	BLOCK, ADJUSTMENT BRACKET (1)	715674-1	1
2	WASHER, 17 FLAT ZINC	F81058-1	6
3	WASHER, 16.3 SPLIT LOCK ZINC	F81058-2	6
4	BOLT, M16X60-8.8 HEX HEAD FULL THREAD ZINC	F81006-12	4
5	BEARING, SKF GE45 TXE-2LS SLIDE	715695	1
6	RING, Z 45 OUTSIDE RETAINING	F81090-32	1
7	RING, 68 INSIDE RETAINING	F81090-71	1
8	WASHER, 10.5/48-5	715711-1	1
9	WASHER, Z 10.2 SPLIT LOCK ZINC	F81055-2	1
10	BOLT, M10X20-8.8 HEX HEAD FULL THREAD ZINC	F81003-1	1
11	NUT, M16-8 HEX ZINC	F81036-1	2
12	BOLT, M16X110-8.8-B HEX HEAD ZINC	F81006-24	1
13	BOLT, M16X80-8.8 HEX HEAD FULL THREAD ZINC	F81006-11	1

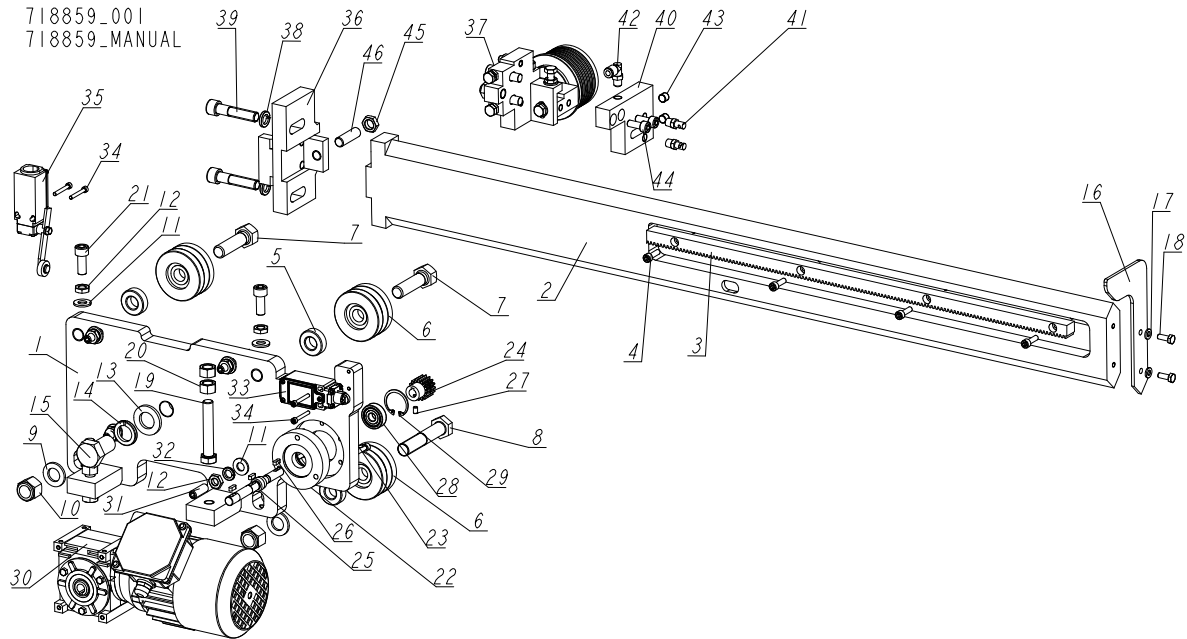
3.35 Horizontal Adjustment Bracket (No. 715912)

715912_001
715912_MANUAL



REF.	DESCRIPTION (* indicates parts available in assemblies only)	PART #	QTY
-	BRACKET, WHEEL HORIZONTAL ADJUSTMENT - COMPLETE	715912	1
1	BLOCK, ADJUSTMENT BRACKET (2)	715691-1	1
2	WASHER, 17 FLAT ZINC	F81058-1	5
3	WASHER, 16.3 SPLIT LOCK ZINC	F81058-2	5
4	BOLT, M16X80-8.8 HEX HEAD FULL THREAD ZINC	F81006-11	1
5	NUT, M16-8 HEX ZINC	F81036-1	1
6	BOLT, M16X60-8.8 HEX HEAD FULL THREAD ZINC	F81006-12	4
7	RING, 68 INSIDE RETAINING	F81090-71	1
8	BEARING, SKF GE45 TXE-2LS SLIDE	715695	1

3.36 Blade Guide Arm, 2" Blade (No. 718859)

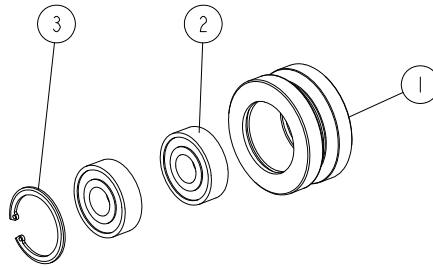


REF.	DESCRIPTION (* indicates parts available in assemblies only)	PART #	QTY
-	ARM, BLADE GUIDE - COMPLETE (2" BLADE)	718859	1
1	PLATE, COMPLETE MOUNT	715967-1	1
-	COMPLETE ARM	718861-1	1
2	ARM WELDMENT	718871-1	1
3	BAR, M=1,5 LZ-M1,5-100-H TOOTHED	715536-1	1
4	SCREW, M6X20 8.8 HEX SOCKET HEAD CAP ZINC	F81001-22	4
5	BUSHING, 16/32-11	715964-1	4
6	ROLLER ASSEMBLY, BLADE GUIDE IDLER See Section 3.37	042543	4
7	BOLT, 5/8-18 X 2 1/4 HEX HEAD GRADE 5	F05009-80	2
8	BOLT, 5/8-18 X 3 1/4 HEX HEAD CAP GRADE 5	F05009-98	2
9	WASHER, 17 FLAT ZINC	F81058-1	2
10	NUT, 5/8-18 NYLON ZINC LOCK	F05010-71	2
11	WASHER, 10.5 FLAT ZINC	F81055-1	6
12	NUT, M10-04-A HEX THIN ZINC	F81033-6	6
13	WASHER, 21 FLAT ZINC	F81059-2	1
14	WASHER, 20.5 SPLIT LOCK ZINC	F81059-1	1
15	BOLT, M20X1.5X35-8.8-B HEX HEAD FULL THREAD ZINC	F81007-21	1
16	PLATE, STOP	715968-1	1
17	WASHER, 6.4 FLAT ZINC	F81053-1	2
18	BOLT, M6X16-8.8 HEX HEAD FULL THREAD ZINC	F81001-15	2
19	BOLT, M12X70-8.8 HEX HEAD FULL THREAD ZINC	F81004-102	2
20	NUT, M12-8-B HEX ZINC	F81034-1	4
21	SCREW, M10X25 8.8 HEX SOCKET HEAD CAP ZINC	F81003-32	2
22	BUSHING, INTERMEDIATE	715918-1	1
23	SCREW, M5X25 8.8 HEX SOCKET HEAD CAP ZINC	F81000-7	3
24	SPROCKET, M=1.5, Z=16; KZ-M1.5-Z16 /EBMIA/	715566	1
25	SHAFT, DRIVE	715919	1

REF.	DESCRIPTION (* indicates parts available in assemblies only)	PART #	QTY
26	KEY, A 4X4X12	715588	3
27	SCREW, M5X8 45H DIN 913 HEX SOCKET SET W/FLAT POINT	F81014-7	1
28	BEARING, 6200 27	715569	1
29	RING, W30 INSIDE RETAINING	F81090-15	1
30	MOTOR, MRA 02/25.5 [0.06-1400] E V5 KM1	715570	1
31	SCREW, M10X30-33H-GEOMET HEX SOCKET SET W/FLAT POINT	F81003-35	4
32	WASHER, Z 10.2 SPLIT LOCK ZINC	F81055-2	4
33	SWITCH, KMB2S11 LIMIT	100910	1
34	SCREW, M4X30-8.8 DIN 912 ISO 4762 HEX SOCKET HEAD CAP ZINC	F81000-85	4
35	SWITCH, KMF1S11 LIMIT	086469	1
36	BRACKET, 2" BLADE GUIDE ROLLER MOUNT	718864-1	1
37	GUIDE, FIXED See Section 3.38	718863	1
38	WASHER, Z12.2 SPLIT LOCK ZINC	F81056-2	2
39	SCREW, M12X55-8.8-B HEX SOCKET HEAD CAP ZINC	F81004-23	2
40	BLOCK, NOZZLE MOUNT	718870	1
41	NOZZLE, BLADE LUBE SPRAY	033479	2
42	ELBOW, 90 DEG 1/8MPT 1/4 TUBE SWIVEL	P09736	1
43	PLUG, M10X1 DIN906 BN40 ZINC-PLATED	F81015-3	2
44	SCREW, M8X20-8.8 HEX SOCKET HEAD CAP ZINC	F81002-30	2
45	NUT, M12X1.25 DIN 439 A2-70 THIN STAINLESS STEEL	F81034-9	1
46	SCREW, M12X1.25X40 DIN913 A2-70 SET	F81016-2	1

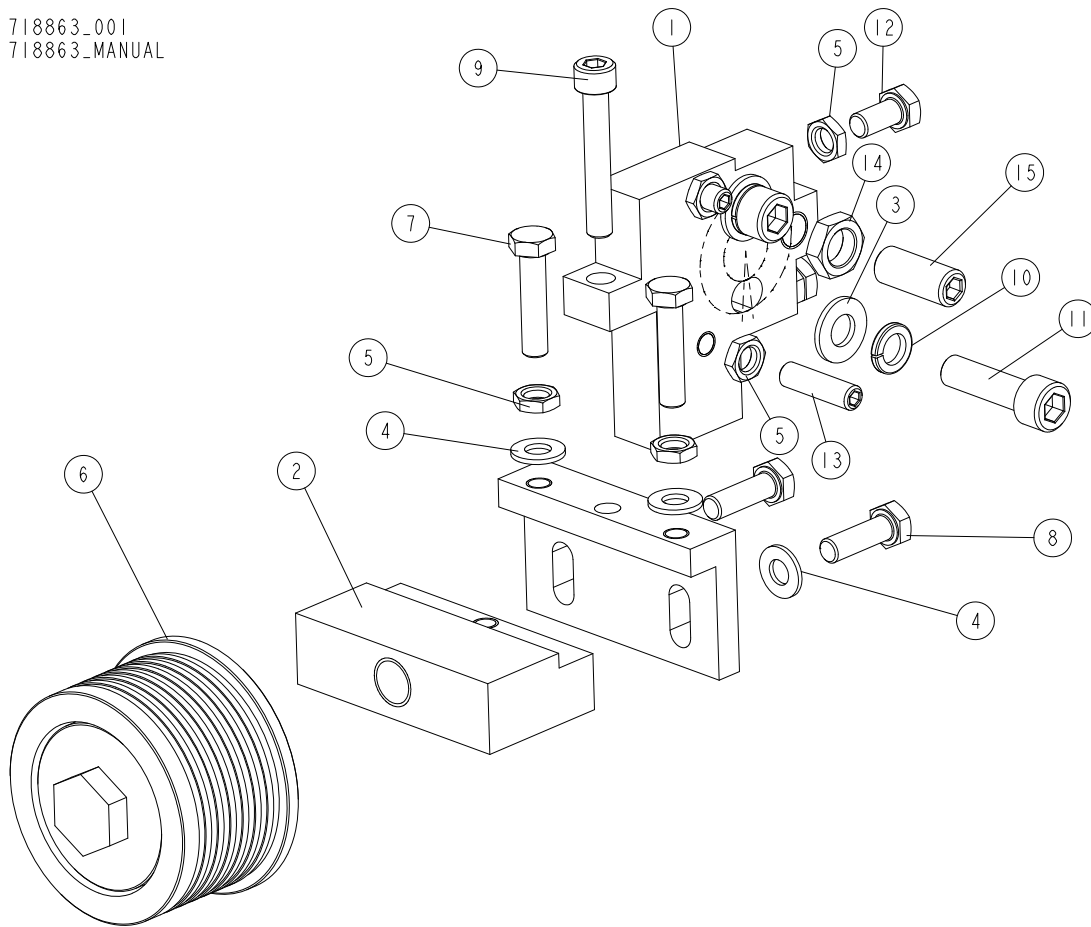
3.37 Idler Roller Assembly (No. 042543)

042543_001
042543_MANUAL



REF.	DESCRIPTION (* indicates parts available in assemblies only)	PART #	QTY
-	ROLLER ASSEMBLY, BLADE GUIDE IDLER	042543	1
1	ROLLER, 2 1/2 V-GROOVE	042536	1
2	BEARING, 5/8X1.7548X.4724	P06030-1	2
3	RING, 1.575 ID BEVELED 5002-156 RETAINING	F04254-8	1

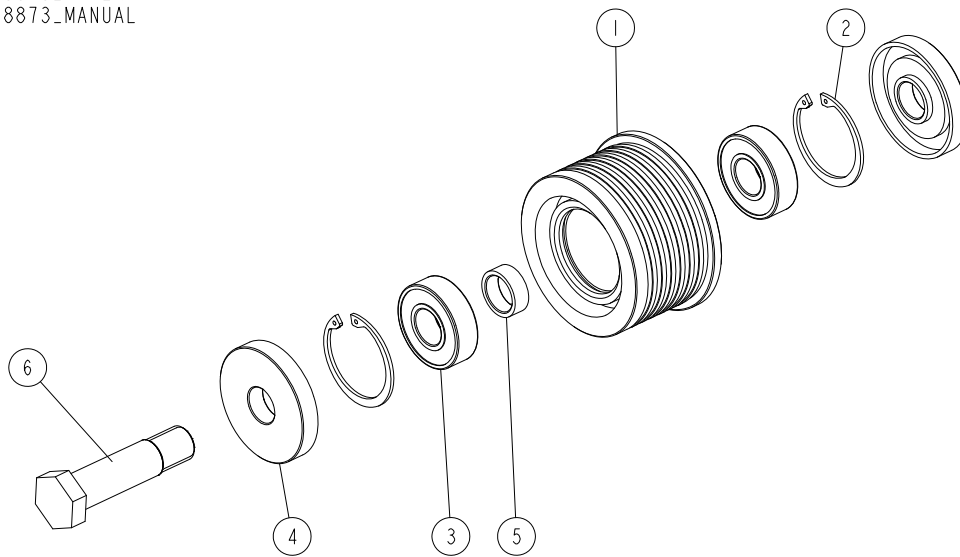
3.38 Fixed Blade Guide (No. 718863)

718863_001
718863_MANUAL

REF.	DESCRIPTION (* indicates parts available in assemblies only)	PART #	QTY
-	GUIDE, FIXED	718863	1
1	BRACKET, BLADE GUIDE ROLLER	718867	1
2	PLATE, BLADE GUIDE MOUNT	718855-1	1
3	WASHER, 10.5 FLAT ZINC	F81055-1	2
4	WASHER, 8.4 FLAT ZINC	F81054-1	4
5	NUT, M8-04-HEX THIN ZINC	F81032-8	6
6	ROLLER, 2" BLADE GUIDE W/SHAFT See Section 3.39	718873	1
7	BOLT, M8X35-8.8 HEX HEAD FULL THREAD ZINC	F81002-13	2
8	BOLT, M8X25 DIN933 A2-70 STAINLESS STEEL	F81002-26	2
9	SCREW, M8X40-8.8 HEX SOCKET HEAD CAP ZINC	F81002-85	1
10	WASHER, Z 10.2 SPLIT LOCK ZINC	F81055-2	2
11	SCREW, M10X35-8.8 HEX SOCKET HEAD CAP ZINC	F81003-56	2
12	BOLT, M8X16-8.8-B HEX HEAD FULL THREAD ZINC	F81002-20	2
13	SCREW, M8X30-45H GEOMET HEX SOCKET SET FLAT POINT	F81002-104	2
14	NUT, M12X1.25 DIN 439 A2-70 THIN STAINLESS STEEL	F81034-9	1
15	SCREW, M12X1.25X30 DIN913 A2-70 SET	F81016-1	1

3.39 2" Blade Guide Roller (No. 718873)

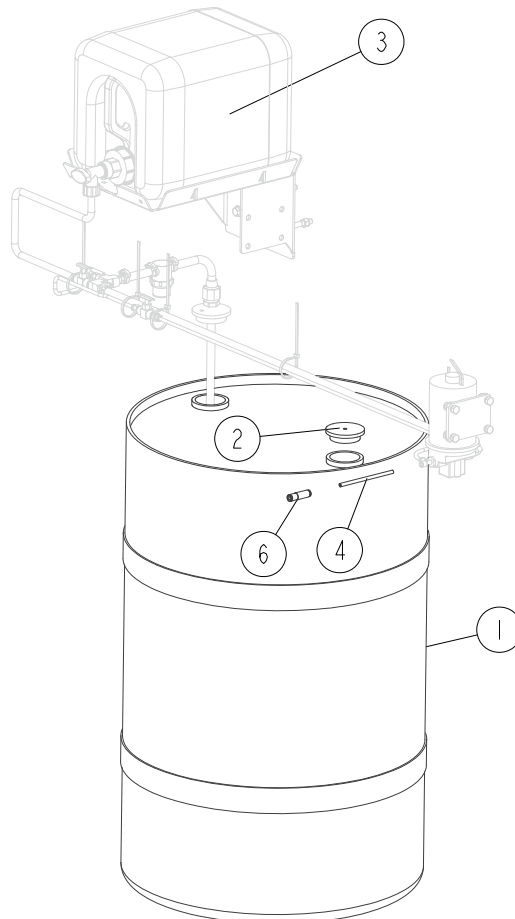
718873_001_A
718873_MANUAL



REF.	DESCRIPTION (* indicates parts available in assemblies only)	PART #	QTY
-	ROLLER, 2" BLADE GUIDE W/SHAFT	718873	1
1	ROLLER, 2" BLADE GUIDE	718874	1
2	RING, W40 INSIDE RETAINING	F81090-3	2
3	BEARING, 6203-2RS (FAG, SKF, NACHI) ROLLING	087966	2
4	PLATE WELDMENT, ROLLER	538078-1	2
5	BUSHING, 17.1/22-33	718875-1	1
6	SHAFT, 3" BLADE GUIDE ROLLER	718876	1

SECTION 4 BLADE LUBE ASSEMBLY

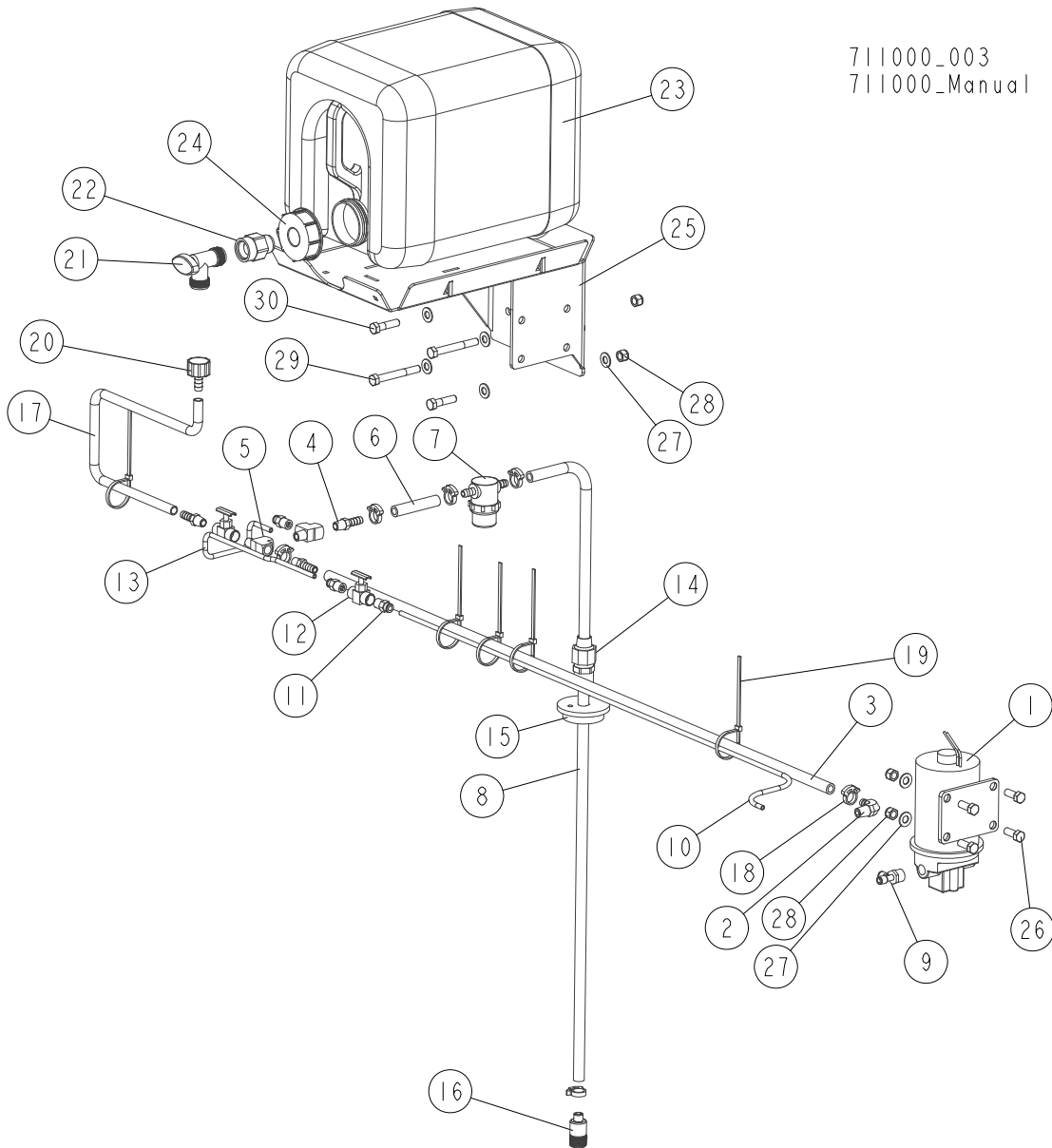
4.1 Blade Lube Assembly



711000_002
711000_Manual

REF.	DESCRIPTION (◆ Indicates Parts Available In Assemblies Only)	PART #	QTY	
	Lube System, WM3000	016926	1	
1	BARREL, PLASTIC	016784	1	
2	CAP, BARREL WITH 1/4 VENT	016786	1	
3	PUMP ASSY, LT300 LUBE See Section 4.2	016883	1	
4	TUBE, 1/4X100FT CHAIN FLEX PRESSURE	074018	1	
5	ASSY, CABLE	025249	1	
6	VALVE, 1/4 6PSI CHECK	016827	1	

4.2 Lube Pump Assembly



711000_003
 711000_Manual

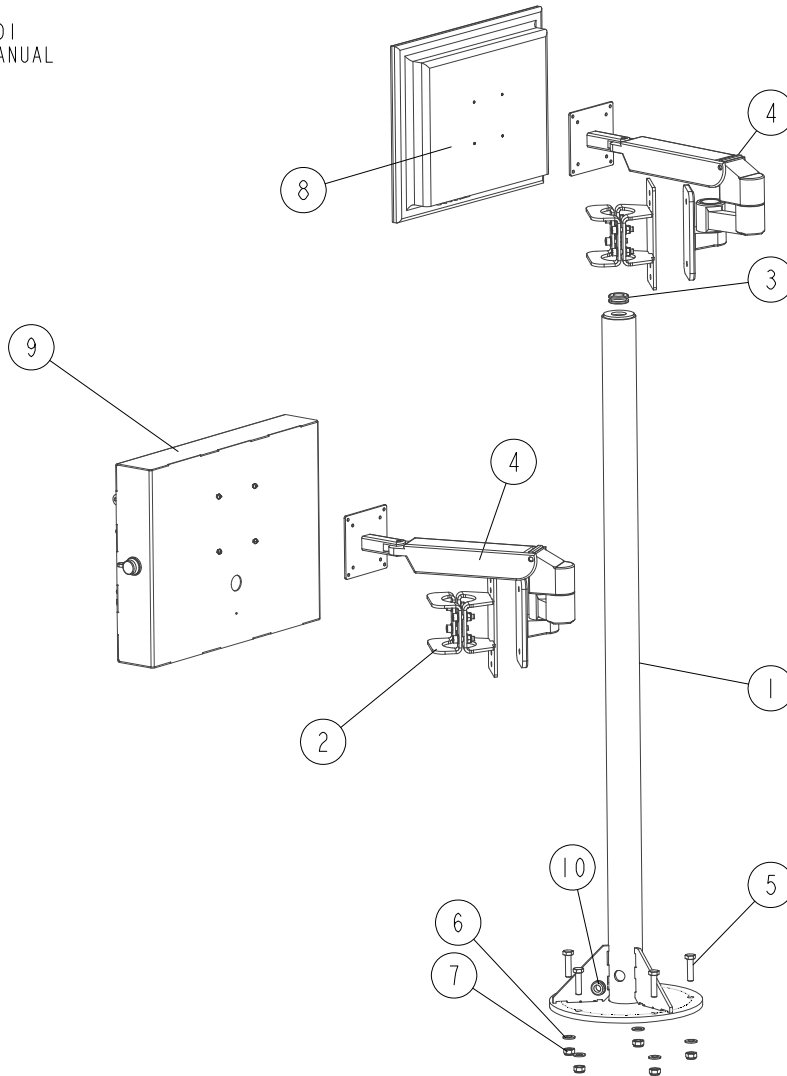
REF.	DESCRIPTION (◆ Indicates Parts Available in Assemblies Only)	PART #	QTY
	Pump Assy, LT300 Lube	016883	1
1	PUMP ASSY, LUBE	050029	1
2	FITTING, 3/8NPT-3/8 ELBOW	P12708	1
3	HOSE, SUCTION 3/8X44	016829	1
4	FITTING, 1/4NPT-3/8 BARB	014685	3
5	FITTING, 1/4 TEE	P05382	2
6	HOSE, SUCTION 3/8X3	038494	1
7	FILTER 38 BARB LUBE	033447	1
8	HOSE, SUCTION 3/8X40	016884	1
9	FITTING, TEE 3/8NPT TO 1/4 TUBE MALE RUN	016961	1
10	HOSE, 1/4X40 PRESSURE	016885	1
11	FITTING, 1/4" NPT TO 1/4" TUBE STRAIGHT	P20903	3

REF.	DESCRIPTION (◆ Indicates Parts Available In Assemblies Only)	PART #	QTY	
12	VALVE, NEEDLE 1/4 NPT FEMALE BRASS	051392	2	
13	HOSE, 1/4X24 PRESSURE	016886	1	
14	COUPLER, 3/4" NPT X 1/2" POLY COMPRESSION	016935	1	
15	CAP, BARREL VENT	016785	1	
16	VALVE, 3/8" BARB FOOT CHECK	016939	1	
17	TUBE, 3/8IDX25 WATER LINE	038495	1	
18	CLAMP, SINGLE SNAP GRIP #38	016845	6	
19	TIE WRAP, 3/16 X 5 1/2" UV BLACK	F05089-3	5	
20	FITTING, 5/8-3/8 HOSE BARB	014113	1	
21	VALVE, 5/8 90° MALE SHUTOFF	014100	1	
22	FITTING, 3/4FPTX3/4MPT	014636	1	
23	BOTTLE, 5 GALLON WATER	014637	1	
24	CAP, WATER BOTTLE BUTTRESS THREAD	036745	1	
25	TRAY WELDMENT, LUBE SYSTEM	038498	1	
26	BOLT, 3/8-16X1 HEX HEAD GRADE 5	F05007-87	4	
27	WASHER, 3/8 FLAT ZINC	F05011-3	10	
28	NUT, M8 3 HEX NYLON ZINC LOCK	F05010-10	8	
29	BOLT, 3/8-16X3 HEX HEAD GRADE 5	F05007-73	2	
30	BOLT, 3/8-16X1 1/2 HEX HEAD GRADE 5 ZINC	F05007-78	2	

SECTION 5 OPERATOR STAND W/CAB (OPTION)

5.1 Control Box/Monitor Pedestal

713443_001
713443_MANUAL

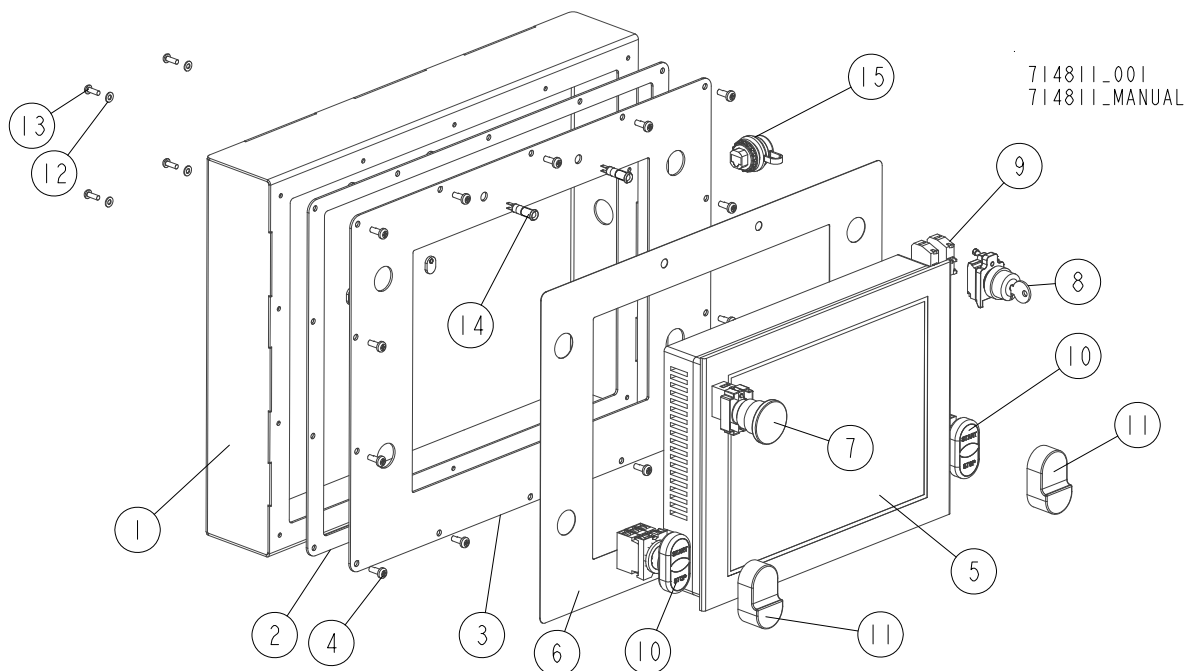


REF.	DESCRIPTION (* indicates parts available in assemblies only)	PART #	QTY
-	PEDESTAL ASSEMBLY, CONTROL BOX/MONITOR	713443	1
1	PEDESTAL, CONTROL BOX/MONITOR	713438-1	1
2	BRACKET, CONTROL BOX ARM MOUNT See Section 5.3	713444	2
3	GROMMET, 3/4 RUBBER	025247	1
4	ARM, MONITOR/CONTROL	512941	2
5	BOLT, M10X40-8.8 HEX HEAD FULL THREAD ZINC	F81003-16	5
6	WASHER, 10.5 FLAT ZINC	F81055-1	5
7	NUT, M10-8-B HEX NYLON ZINC LOCK	F81033-1	5
8	MONITOR, LCD CCTV 17RTVN	512959	1
9	BOX, WB2000 CONTROL See Section 5.2	714811	1
10	GROMMET, 20/13 RUBBER	086188	1

5 OPERATOR STAND W/CAB (OPTION)

Control Box

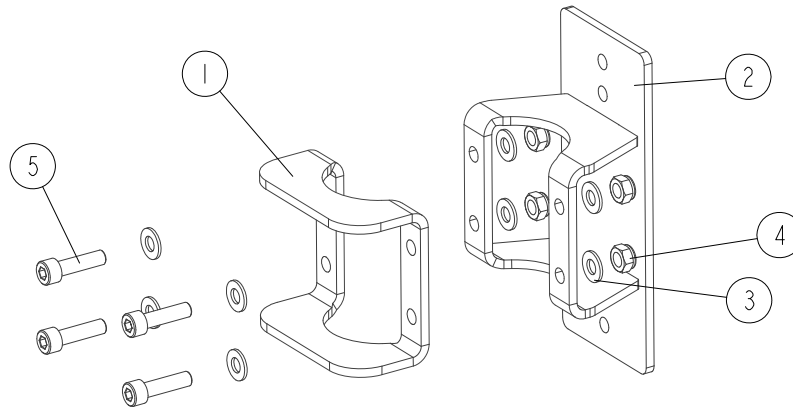
5.2 Control Box



REF.	DESCRIPTION (* indicates parts available in assemblies only)	PART #	QTY
-	BOX, WB2000 CONTROL	714811	1
1	BOX WELDMENT, WB2000 CONTROL	711138-1	1
2	GASKET, WB2000 CONTROL BOX	711141	1
3	PANEL, WB2000 CONTROL BOX FRONT	711142-1	1
4	BOLT, #10-24X1/2 PAN HEAD	F05015-17	14
5	PANEL, HMI MAGELIS HMIGT06310	512940	1
6	DECAL, WB2000 CONTROL BOX	512946	1
7	SWITCH, XB4 BS542 EMERGENCY STOP	086556	1
8	SWITCH, XB4 BG33 KEY	087350	1
9	CONTACT, ZBE101	087817	2
10	SWITCH, XB5AW73731B5 START/STOP	510254	2
11	DIAPHRAGM, M22-T-DD MOELLER	090462	1
12	WASHER, 4.3 FLAT ZINC	F81051-2	4
13	SCREW, M4X12 -5,8-B CROSS RECESSED PAN HEAD ZINC	F81011-43	4
14	LIGHT, LED YELLOW CONTROL	711548	2
15	SOCKET, USB 3.0 (M22-USB-SA)	514486	1

5.3 Control Box Arm Bracket

713444_001
 713444_MANUAL



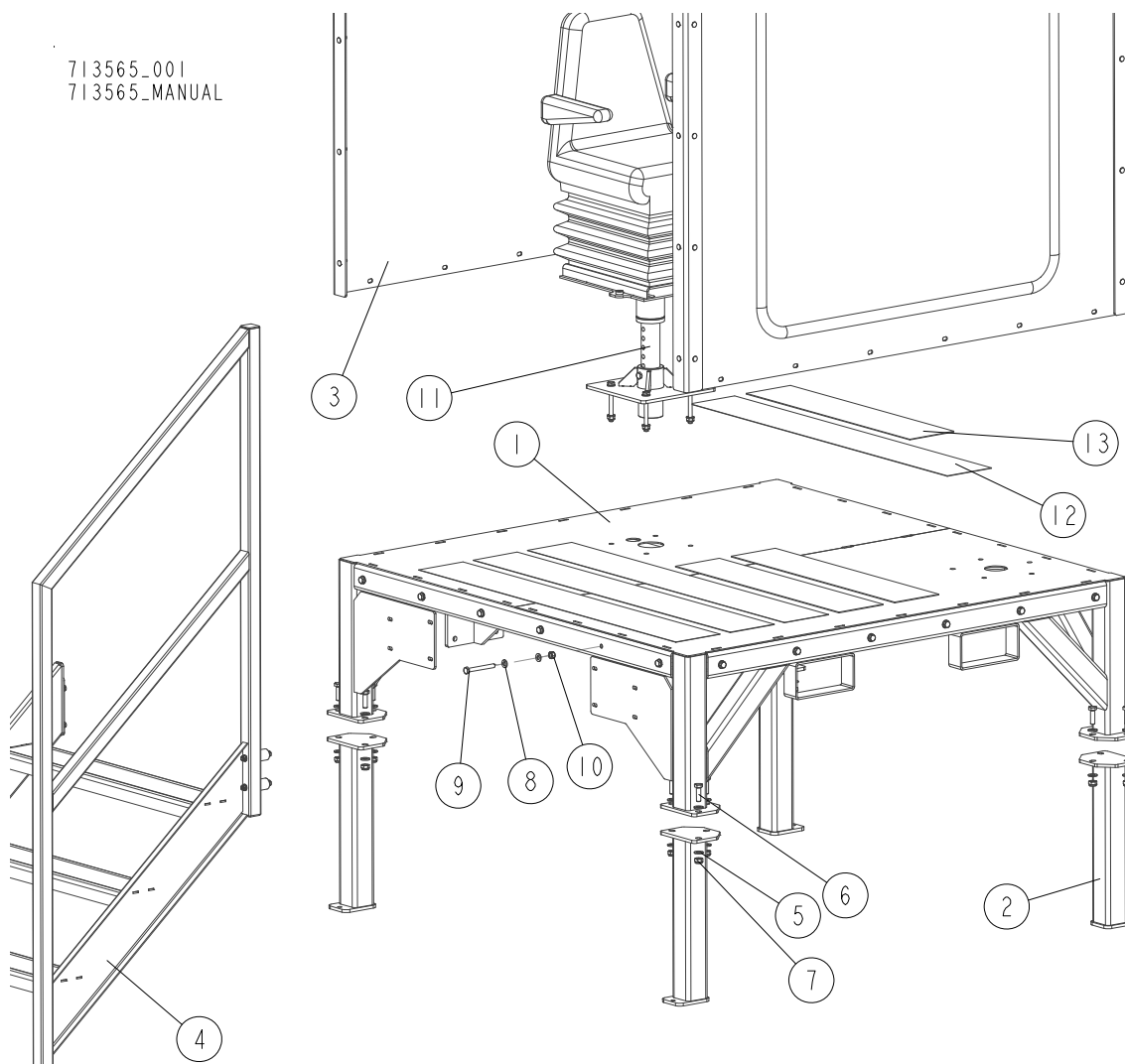
REF.	DESCRIPTION (* Indicates Parts Available in Assemblies Only)	PART #	QTY	
	BRACKET, CONTROL BOX ARM MOUNT	713444	1	
1	PLATE (1)	713445-1	1	
2	BRACKET WELDMENT	713450-1	1	
3	WASHER, 8.4 FLAT ZINC	F81054-1	8	
4	NUT, M8-8-B HEX NYLON ZINC LOCK	F81032-2	4	
5	SCREW, M8x30-8.8 HEX SOCKET HEAD CAP ZINC	F81002-31	4	

5 OPERATOR STAND W/CAB (OPTION)

Operator Stand Base

5.4 Operator Stand Base

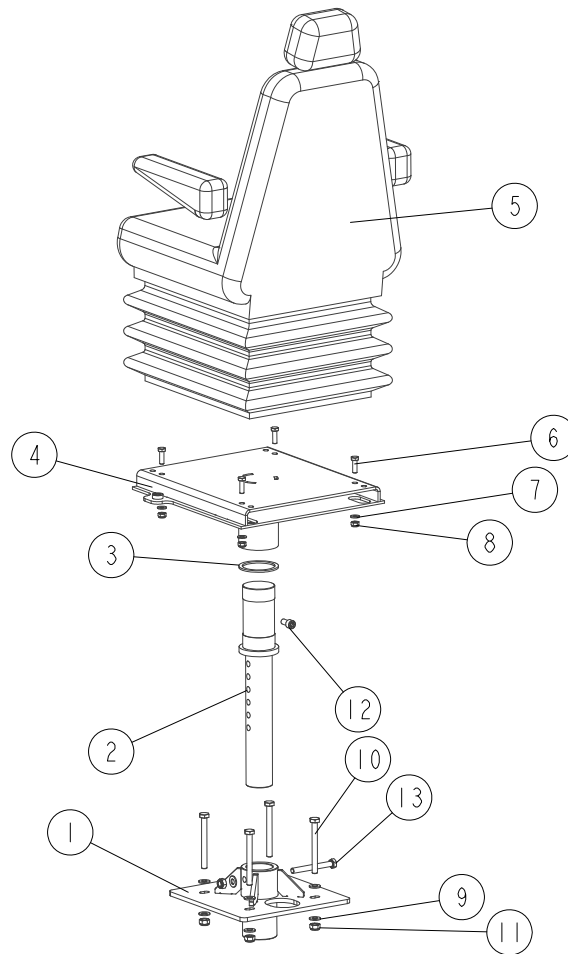
713565_001
713565_MANUAL



REF.	DESCRIPTION (* Indicates Parts Available in Assemblies Only)	PART #	QTY
	BASE, WB2000 OPERATOR STAND W/CAB	713565	1
1	BASE, WB2000 OPERATOR STAND	713374-1	1
2	LG, WB2000 OPERATOR STAND BASE	713360-1	4
3	CAB ASSY, INDUST OPERATOR See Section 5.3	058169	1
4	LADDER, COMPLETE See Section 5.6	713404	1
5	WASHER, 13 FLAT ZINC	F81056-1	24
6	BOLT, M12x40 8.8 HEX HEAD FULL THREAD ZINC	F81004-4	12
7	NUT, M12 8 HEX NYLON ZINC LOCK	F81034-2	12
8	WASHER, 10.5 FLAT ZINC	F81055-1	48
9	BOLT, M10x90-8 8-B HEX HEAD ZINC	F81003-66	24
10	NUT, M10-8-B HEX NYLON ZINC LOCK	F81033-1	24
11	SEAT ASSEMBLY, OPERATOR	713566	1
12	PAD, NON-SKID	713579	4
13	PAD, NON-SKID	713580	3

5.5 Operator Seat

713566_001
713566_MANUAL



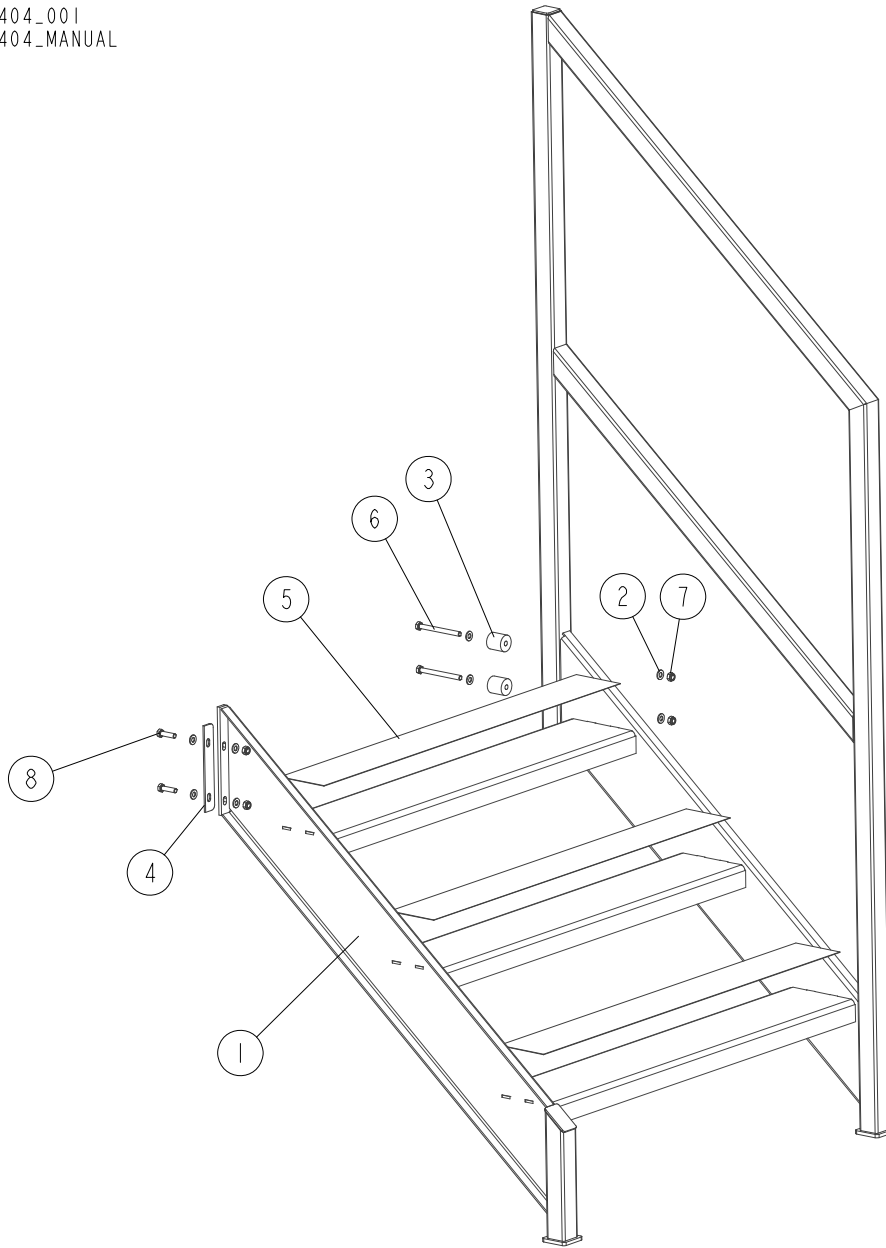
REF.	DESCRIPTION (* Indicates Parts Available in Assemblies Only)	PART #	QTY
	SEAT ASSEMBLY, OPERATOR	713566	1
1	MOUNT WELDMENT, WB2000 OPERATOR SEAT	713364-1	1
2	ROD, OPERATOR SEAT SUPPORT	713416-1	1
3	WASHER, SLIDE	713395	1
4	BRACKET, OPERATOR SEAT MOUNT	711496-1	1
5	SEAT, CS85/C1 AR HD PVC OPERATOR	711482	1
6	BOLT, M8x25-8.8-B HEX HEAD FULL THREAD ZINC	F81002-5	4
7	WASHER, 8.4 FLAT ZINC	F81054-1	4
8	NUT, M8-8-B HEX NYLON ZINC LOCK	F81032-2	4
9	WASHER, 10.5 FLAT ZINC	F81055-1	9
10	BOLT, M10x100-8.8 HEX HEAD FULL THREAD ZINC	F81003-91	4
11	NUT, M10-8-B HEX NYLON ZINC LOCK	F81033-1	5
12	SCREW, M10x20 8.8 HEX SOCKET HEAD CAP ZINC	F81003-108	1
13	BOLT, M10x90-8.8-B HEX HEAD ZINC	F81003-66	1

5 OPERATOR STAND W/CAB (OPTION)

Operator Stand Ladder

5.6 Operator Stand Ladder

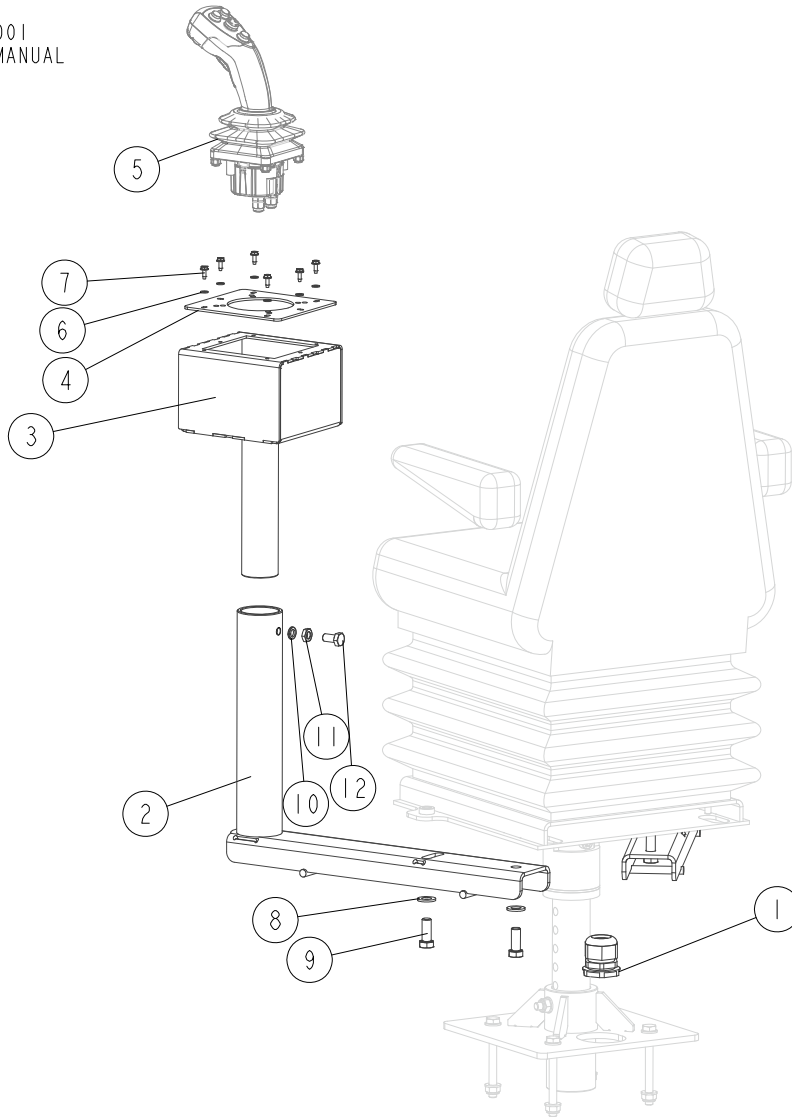
713404_001
713404_MANUAL



REF.	DESCRIPTION (* Indicates Parts Available in Assemblies Only)	PART #	QTY
	LADDER, OPERATOR STAND - COMPLETE	713404	1
1	LADDER, WB2000 OPERATOR STAND	713378-1	1
2	WASHER, 8.4 FLAT ZINC	F81054-1	8
3	BUSHING	713363-1	2
4	PLATE, MOUNTING	713402-1	1
5	PAD, NON-SKID STEP	713405	3
6	BOLT, M8X90-8.8 HEX HEAD FULL THREAD ZINC	F81002-16	2
7	NUT, M8-8-B HEX NYLON ZINC LOCK	F81032-2	4
8	BOLT, M8X30 8.8 HEX HEAD FULL THREAD ZINC	F81002-7	2

5.7 Joysticks

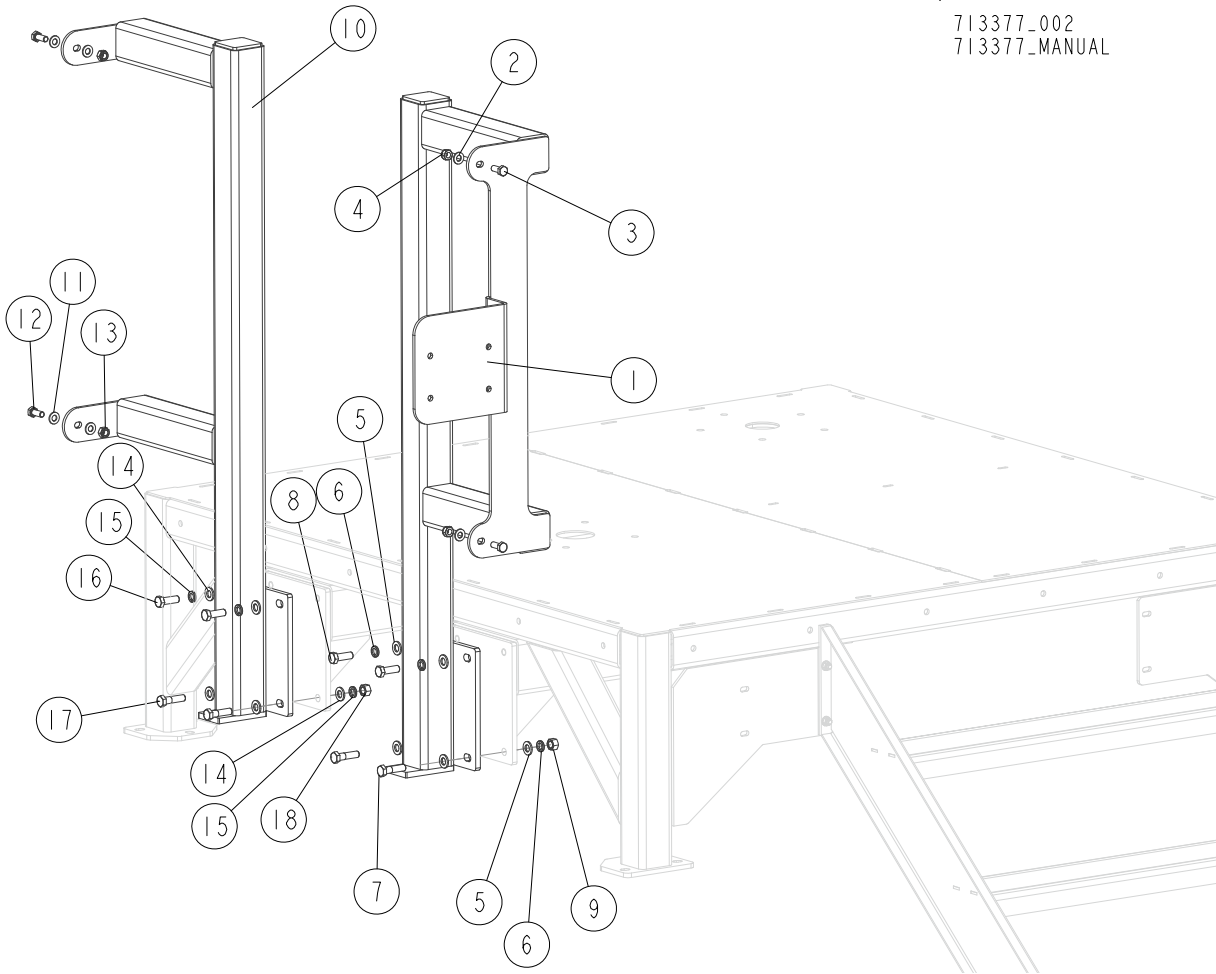
713377_001
713377_MANUAL



REF.	DESCRIPTION (* Indicates Parts Available in Assemblies Only)	PART #	QTY
1	GLAND, PG29 CABLE	F81096-1	1
2	ARM WELDMENT, JOYSTICK	711484	2
3	BRACKET, JOYSTICK	711491-1	2
4	PLATE, JOYSTICK MOUNTING	711492-1	2
5	JOYSTICK, 5 BUTTON (OTTO)	069716	2
6	WASHER, 5.3 FLAT ZINC	F81052-1	12
7	BOLT, #10-24x1/2 SELF-TAPPING	F05015-7	12
8	WASHER, 13 FLAT ZINC	F81056-1	4
9	BOLT, M12X30 8.8 HEX HEAD FULL THREAD ZINC	F81004-22	4
10	WASHER, Z 10.2 SPLIT LOCK ZINC	F81055-2	2
11	NUT, M10-04-A HEX THIN ZINC	F81033-6	2
12	BOLT, M10X20-5.8 HEX HEAD FULL THREAD ZINC	F81003-1	2

5.8 Electric Box Brackets

713377_002
713377_MANUAL

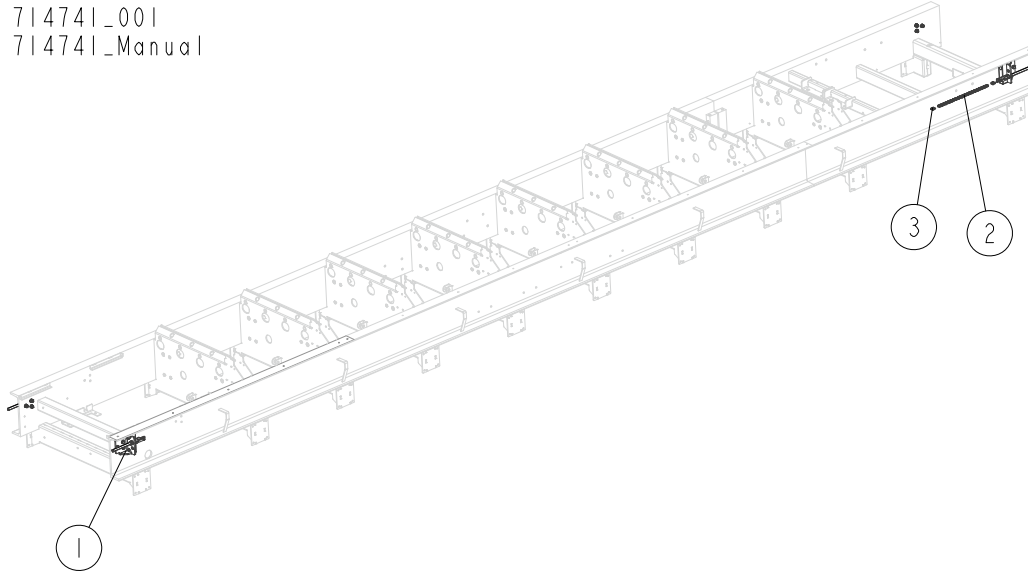


REF.	DESCRIPTION (* Indicates Parts Available in Assemblies Only)	PART #	QTY
	BRACKET, ELECTRIC BOX RIGHT	713435	1
1	BRACKET, ELECTRIC BOX	713417-1	1
2	WASHER, 10.5 FLAT ZINC	F81055-1	2
3	BOLT, M10X25 8.8 HEX HEAD FULL THREAD ZINC	F81003-11	2
4	NUT, M10-8-B HEX NYLON ZINC LOCK	F81033-1	2
5	WASHER, 13 FLAT ZINC	F81056-1	6
6	WASHER, Z12.2 SPLIT LOCK ZINC	F81056-2	4
7	BOLT, M12X45 8.8 HEX HEAD ZINC	F81004-32	2
8	BOLT, M12X35 8.8 HEX HEAD FULL THREAD ZINC	F81004-24	2
9	NUT, M12-8 HEX ZINC	F81034-1	2
	BRACKET, ELECTRIC BOX LEFT	713437	1
10	BRACKET, ELECTRIC BOX	713436-1	1
11	WASHER, 10.5 FLAT ZINC	F81055-1	4
12	BOLT, M10X25 8.8 HEX HEAD FULL THREAD ZINC	F81003-11	2
13	NUT, M10-8-B HEX NYLON ZINC LOCK	F81033-1	2
14	WASHER, 13 FLAT ZINC	F81056-1	6
15	WASHER, Z12.2 SPLIT LOCK ZINC	F81056-2	4
16	BOLT, M12X35 8.8 HEX HEAD FULL THREAD ZINC	F81004-24	2
17	BOLT, M12X45 8.8 HEX HEAD ZINC	F81004-32	2
18	NUT, M12-8 HEX ZINC	F81034-1	2

SECTION 6 BED FRAME ASSEMBLY

6.1 Power Feed Chain

714741_001
 714741_Manual

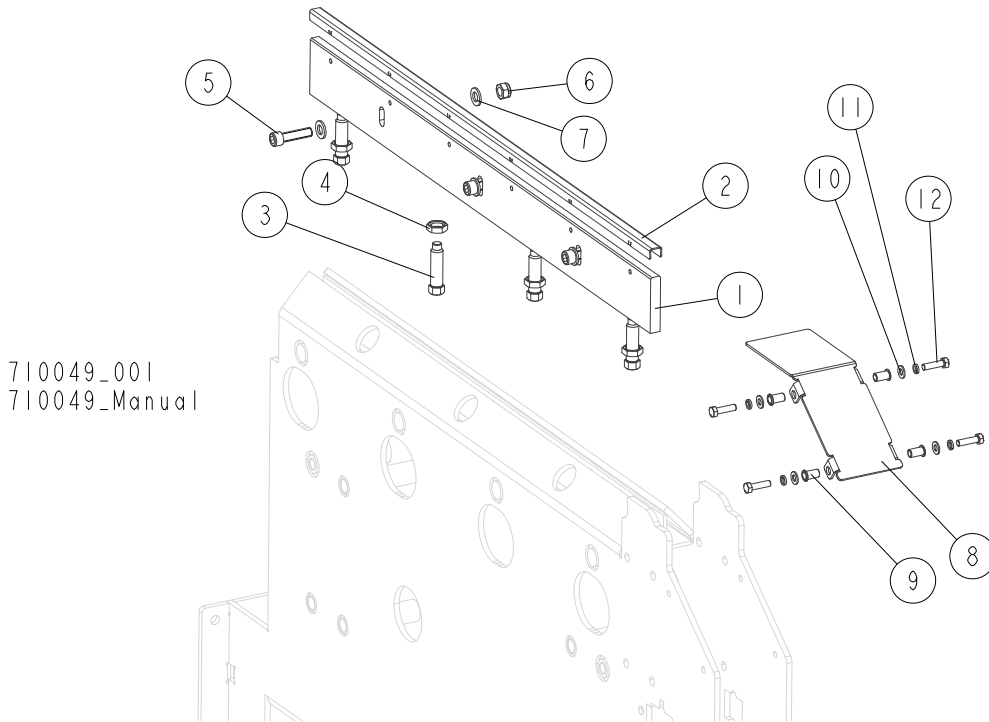


REF.	DESCRIPTION (◆ Indicates Parts Available in Assemblies Only)	PART #	QTY	
1	STOP ASSEMBLY, MAST See Section 6.13	713083	4	
2	CHAIN, 12B-1 L=9.3 m, M EC FRAME	714806	2	
	CHAIN, 12B-1 L=6.75 M, S EC FRAME	714807	2	
3	LINK, 12B-1PZ MASTER	090713	4	

6 BED FRAME ASSEMBLY

Bed Rail, WB2000

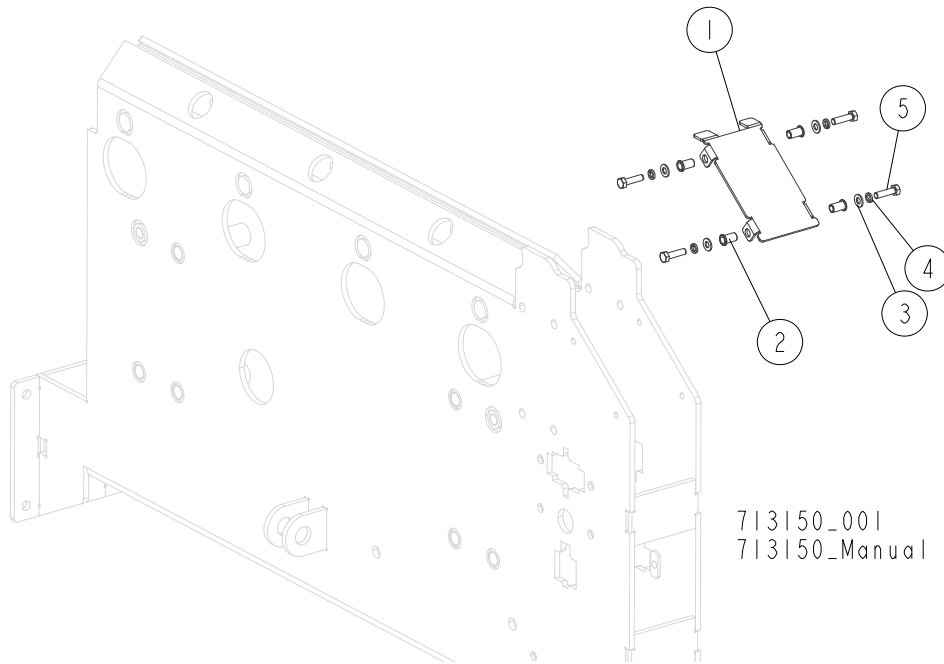
6.2 Bed Rail, WB2000



710049_001
710049_Manual

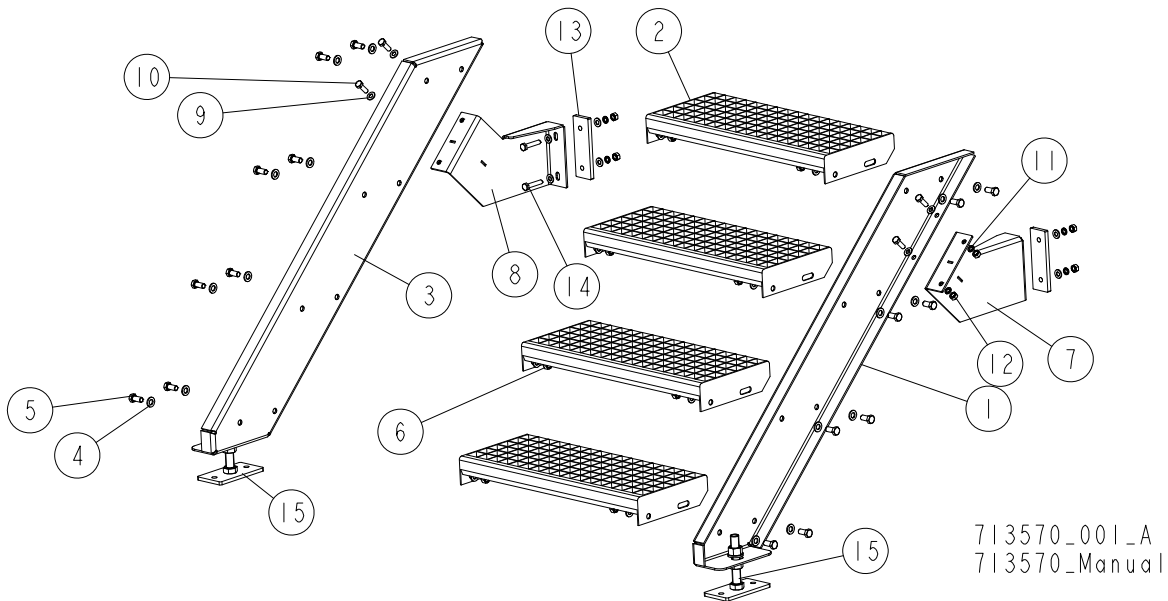
REF.	DESCRIPTION (◆ Indicates Parts Available in Assemblies Only)	PART #	QTY
	RAIL, BED - COMPLETE	710049	1
1	RAIL, WB2000 BED	710331-1	1
2	COVER, WB2000 BED RAIL	710334	1
3	SCREW, M16x60-33H HEX ZINC SET W/FULL DOG POINT	F81006-56	4
4	NUT, M16 8 HEX THIN ZINC	F81036-4	4
5	SCREW, M12X45-8.8 HEX SOCKET HEAD CAP ZINC	F81004-93	3
6	NUT, M12-8 HEX NYLON ZINC LOCK	F81034-2	3
7	WASHER, 13 FLAT ZINC	F81056-1	6
	PLATE, CROSS BEAM COVER - COMPLETE (for bed w/o side support)	713152	1
8	PLATE, CROSS BEAM COVER	713151-1	1
9	NUT M8 1.0-2.5 FTR-Z RIVET ZINC	F81032-9	4
10	WASHER, 8.4 FLAT ZINC	F81054-1	4
11	WASHER, 8.2 SPLIT LOCK ZINC	F81054-4	4
12	BOLT, M8x30-5.8 HEX HEAD FULL THREAD ZINC	F81002-2	4

6.3 WB2000 Cross Beam Cover



REF.	DESCRIPTION (◆ Indicates Parts Available in Assemblies Only)	PART #	QTY
	COVER, CROSS BEAM - COMPLETE (for bed w/side support)	713150	1
1	COVER, CROSS BEAM	713149-1	1
2	NUT, M8 1.0-2.5 FTR-Z RIVET ZINC	F81032-9	4
3	WASHER, 8.4 FLAT ZINC	F81054-1	4
4	WASHER, 8.2 SPLIT LOCK ZINC	F81054-4	4
5	BOLT, M8x30-5.8 HEX HEAD FULL THREAD ZINC	F81002-2	4

6.4 Ladder Assembly, Inspection Platform

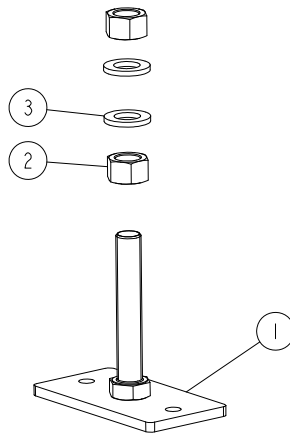


713570_001_A
 713570_Manual

REF.	DESCRIPTION (◆ Indicates Parts Available in Assemblies Only)	PART #	QTY
	LADDER ASSEMBLY	713570	1
1	PLATE WELDMENT, LADDER RIGHT	713567-1	1
2	STEP, LADDER	713569-1	4
3	PLATE WELDMENT, LADDER LEFT	713568-1	1
4	WASHER, 13 FLAT ZINC	F81056-1	32
5	BOLT, M12X25-8.8 HEX HEAD FULL THREAD ZINC	F81004-31	16
6	NUT, M12-8-B HEX ZINC	F81034-1	16
7	BRACKET, LADDER MOUNT (2)	713575-1	1
8	BRACKET, LADDER MOUNT (1)	713574-1	1
9	WASHER, 10.5 FLAT ZINC	F81055-1	16
10	BOLT, M10X30 5.8 HEX HEAD FULL THREAD ZINC	F81003-2	4
11	WASHER, Z 10.2 SPLIT LOCK ZINC	F81055-2	8
12	NUT, M10 8 HEX ZINC	F81033-3	8
13	PLATE, SPACER	713581-1	2
14	BOLT, M10X50-8.8 HEX HEAD FULL THREAD ZINC	F81003-4	4
15	FOOT ASSEMBLY See Section 6.5	514997	2

6.5 Foot Assembly, Inspection Platform Ladder

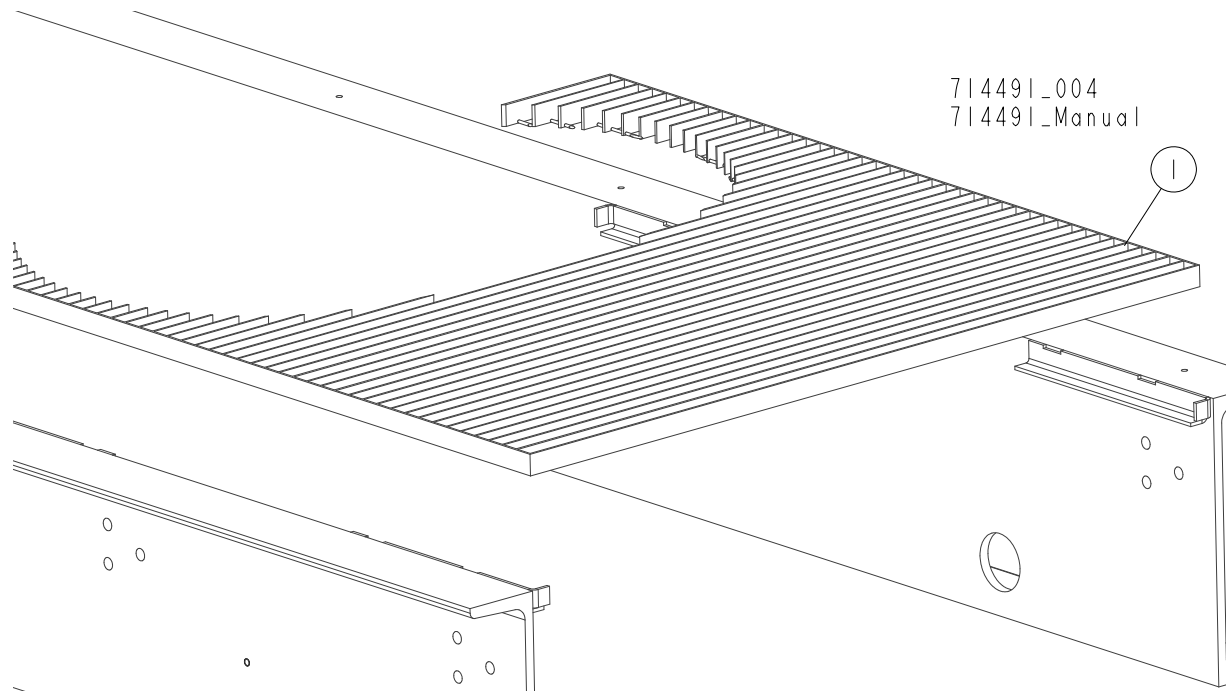
514997_001
514997_MANUAL



REF.	DESCRIPTION (◆ indicates parts available in assemblies only)	PART #	QTY	
	FOOT, LT15 BED - COMPLETE	514997	1	
1	FOOT WELDMENT, LT15 BED	514996-1	1	
2	NUT, M20-8 HEX ZINC	F81037-1	2	
3	WASHER, 21 FLAT ZINC	F81059-2	2	

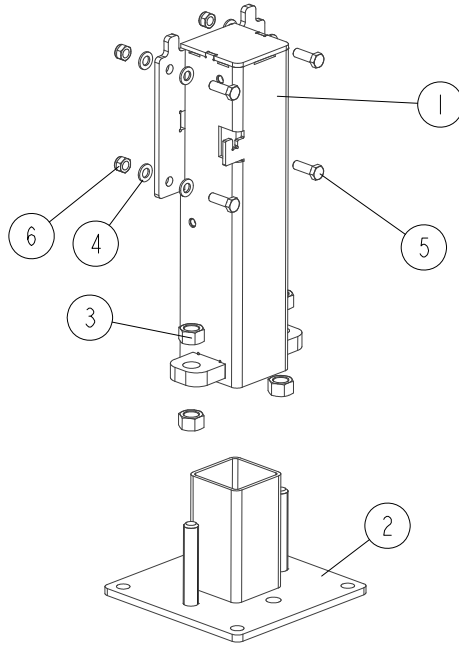
6 **BED FRAME ASSEMBLY**
Inspection Platform Grid

6.6 Inspection Platform Grid



REF.	DESCRIPTION (◆ Indicates Parts Available in Assemblies Only)	PART #	QTY	
1	GRID, 1180X1180X30 INSPECTION PLATFORM	710988-1	1	

6.7 Leg Assembly



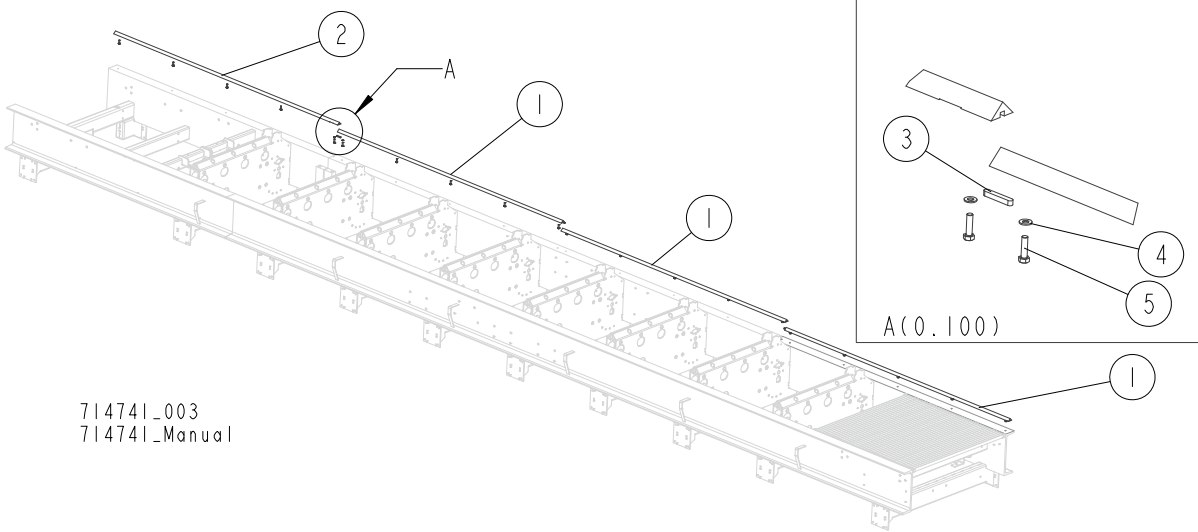
714423_001
 714423_Manual

REF.	DESCRIPTION (◆ Indicates Parts Available in Assemblies Only)	PART #	QTY	
	LEG, BED - COMPLETE	714423	1	
1	LEG, WB2000 BED	714424-1	1	
2	FOOT WELDMENT, BED LEG	510897-1	1	
3	NUT, M20-8 HEX ZINC	F81037-1	4	
4	WASHER, 13 FLAT ZINC	F81056-1	8	
5	BOLT, M12X35 8.8 HEX HEAD FULL THREAD ZINC	F81004-24	4	
6	NUT, M12 8 HEX NYLON ZINC LOCK	F81034-2	4	

6 BED FRAME ASSEMBLY

Angle Set, "M" Bed Frame

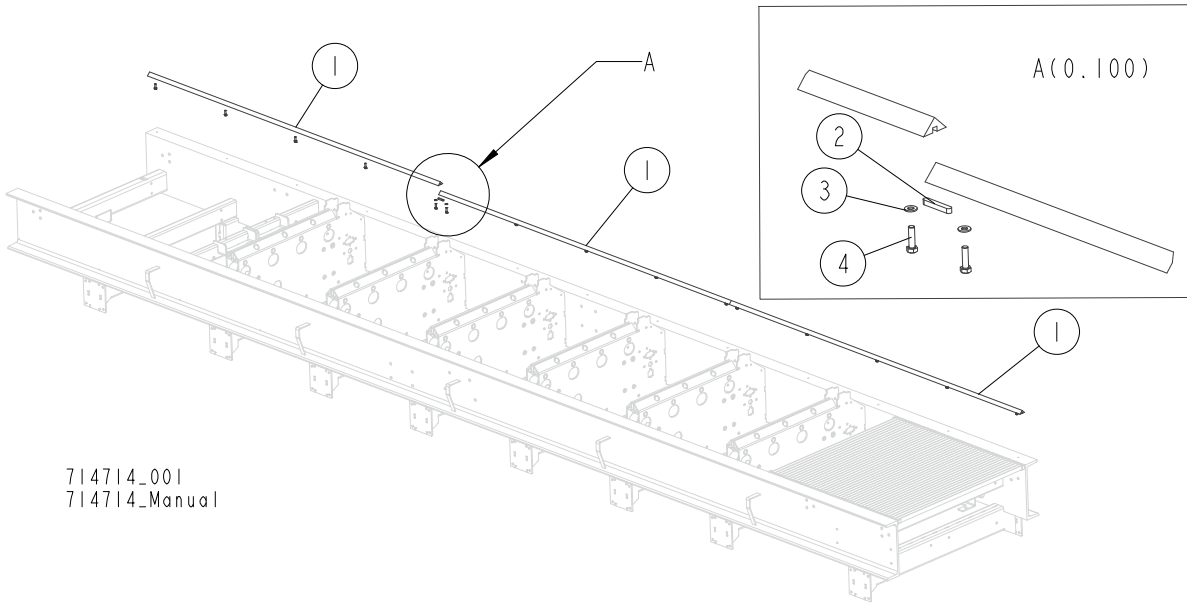
6.8 Angle Set, "M" Bed Frame



714741_003
714741_Manual

REF.	DESCRIPTION (◆ Indicates Parts Available in Assemblies Only)	PART #	QTY
	ANGLE SET, WB2000 BED	714554	1
1	ANGLE, WB2000 BED	710303	3
2	ANGLE, WB2000 BED	714556	1
3	KEY, A8X7X50 PARALLEL	088563	3
4	WASHER, 8.4 FLAT ZINC	F81054-1	20
5	BOLT, M8X30-5.8-B HEX HEAD FULL THREAD ZINC	F81002-2	20

6.9 Angle Set, "S" Bed Frame

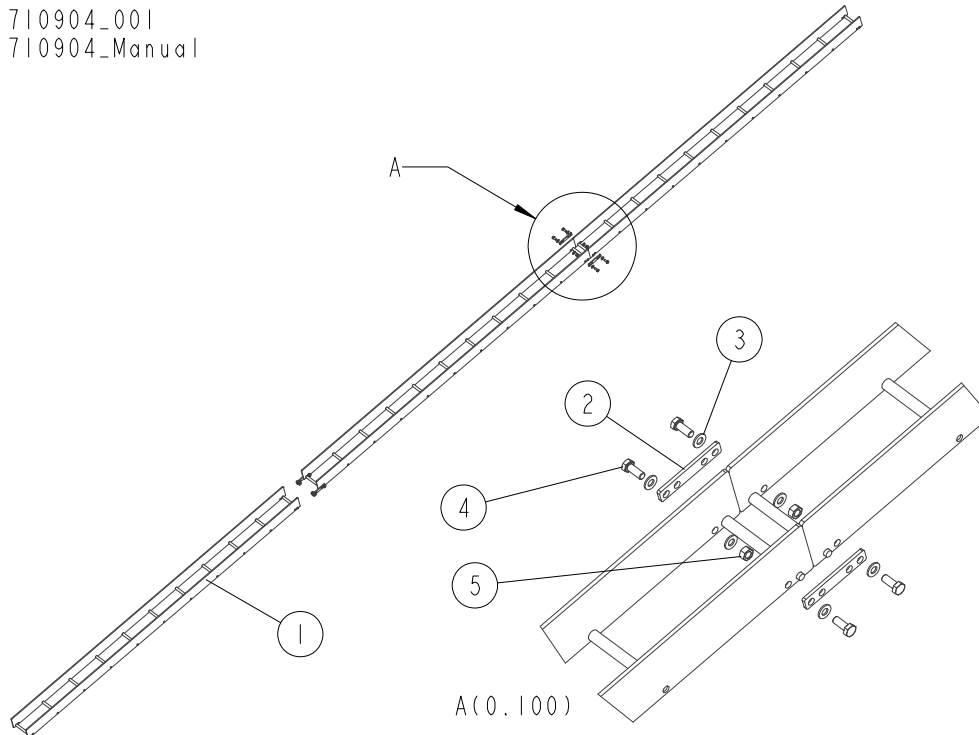


714714_001
 714714_Manual

REF.	DESCRIPTION (◆ Indicates Parts Available in Assemblies Only)	PART #	QTY
	ANGLE SET, WB2000 BED	714665	1
1	ANGLE, WB2000 BED	714493	3
2	KEY, A8X7X50 PARALLEL	088563	2
3	WASHER, 8.4 FLAT ZINC	F81054-1	15
4	BOLT, M8X30-5.8-B HEX HEAD FULL THREAD ZINC	F81002-2	15

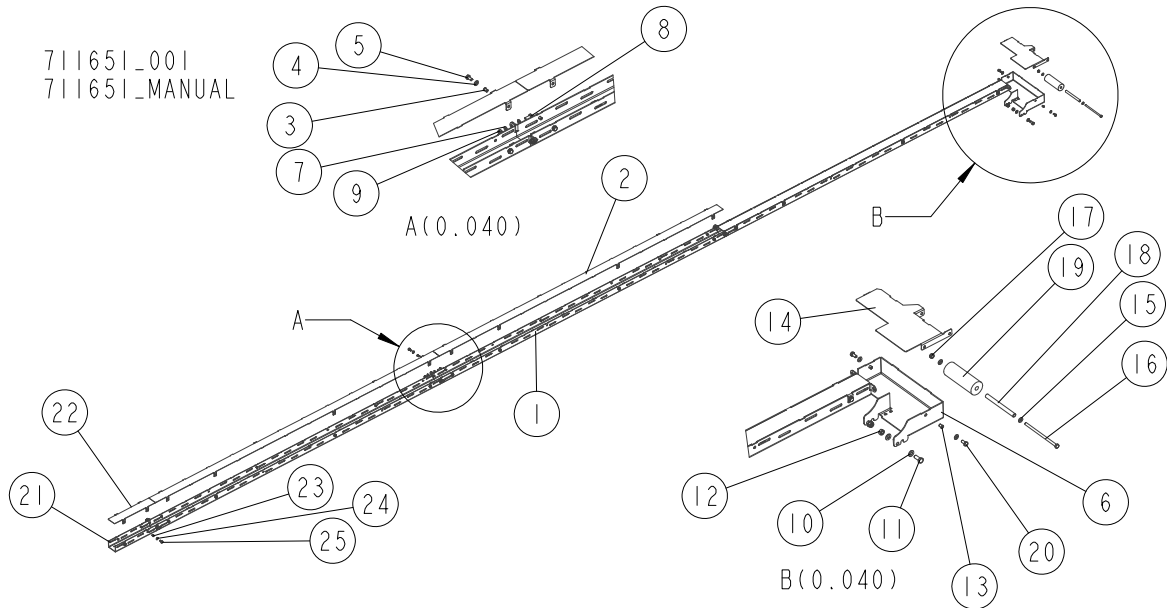
6.10 Wireway Assembly

710904_001
710904_Manual



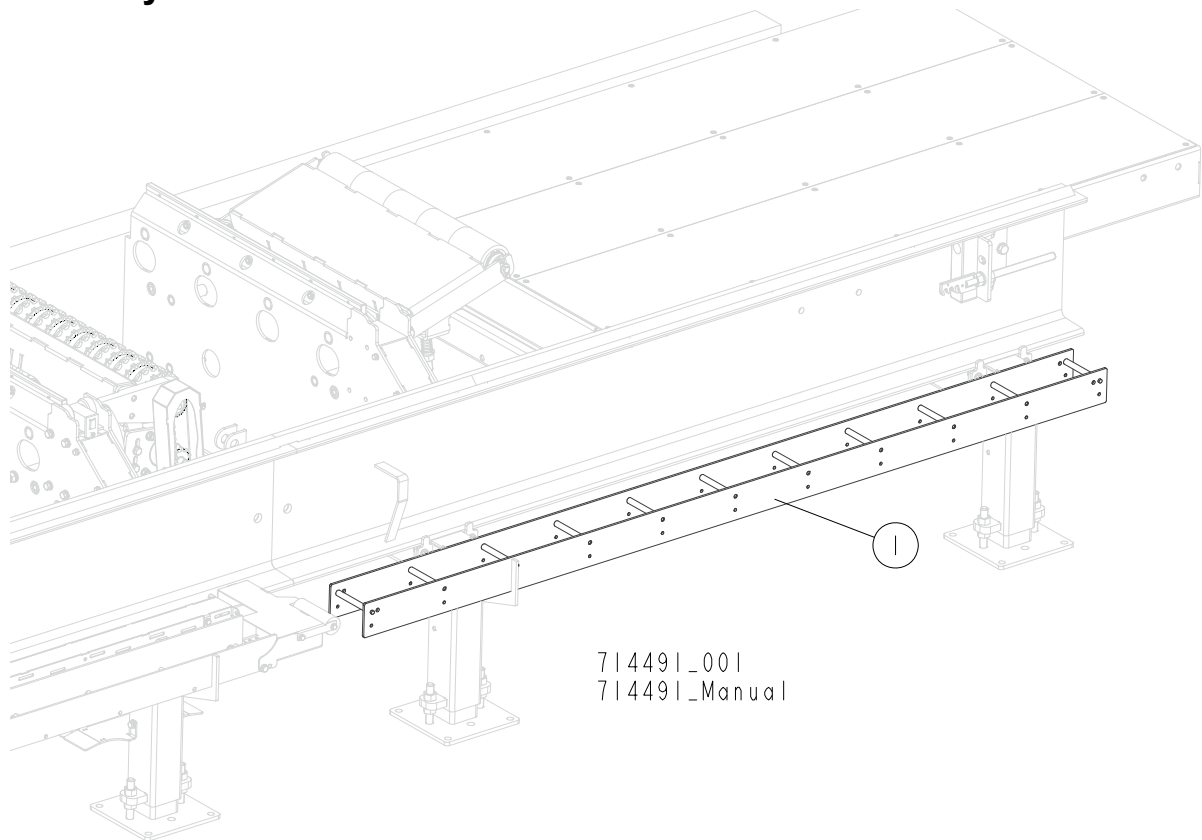
REF.	DESCRIPTION (◆ Indicates Parts Available in Assemblies Only)	PART #	QTY
	WIREWAY, WB2000 - COMPLETE ("M" FRAME)	714974	1
1	WIREWAY WELDMENT, WB2000	714973-1	3
2	BAR, WIREWAY	710903-1	4
3	WASHER, 10.5 FLAT ZINC	F81055-1	16
4	BOLT, M10X25 8.8 HEX HEAD FULL THREAD ZINC	F81003-11	8
5	NUT, M10 8 HEX ZINC	F81033-3	8

6.11 Cable Duct Set



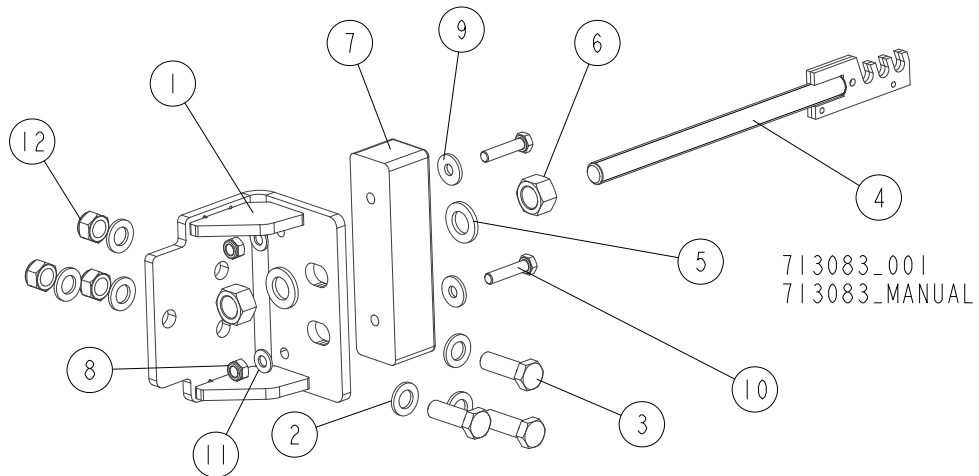
REF.	DESCRIPTION (◆ Indicates Parts Available in Assemblies Only)	PART #	QTY
	CABLE DUCT SET, WB2000 "M" FRAME	714967	1
	DUCT, CABLE - COMPLETE	711910	3
1	DUCT, WB2000 CABLE	711644-1	1
2	COVER, CABLE DUCT	711646-1	1
3	NUT, M6 RIVET	F81033-18	8
4	WASHER, 8.4 FLAT ZINC	F81054-1	8
5	BOLT, M8X16-8.8-B HEX HEAD FULL THREAD ZINC	F81002-20	8
6	BRACKET, CABLE CHAIN CONNECTION	714966-1	1
7	WASHER, 8.4 FLAT ZINC	F81054-1	14
8	BOLT, M8X20 5.8 HEX HEAD FULL THREAD ZINC	F81002-1	6
9	NUT, M8 8 HEX NYLON ZINC LOCK	F81032-2	6
10	WASHER, 10.5 FLAT ZINC	F81055-1	4
11	BOLT, M10X25 8.8 HEX HEAD FULL THREAD ZINC	F81003-11	2
12	NUT, M10 8 HEX ZINC	F81033-3	2
13	NUT, M 6 RIVET	F81033-18	2
	COVER W/ROLLER	714965	1
14	COVER, CONNECTION BRACKET	714964-1	1
15	WASHER, 8.4 FLAT ZINC	F81054-1	2
16	BOLT, M8X160-8.8-B HEX HEAD ZINC	F81002-22	1
17	NUT, M8 8 HEX NYLON ZINC LOCK	F81032-2	1
18	TUBE, 13X2X142.5	714963-1	1
19	ROLLER	714962	1
20	BOLT, M8X16-8.8-B HEX HEAD FULL THREAD ZINC	F81002-20	2
	DUCT, CABLE - COMPLETE	713250	1
21	DUCT, WB2000 CABLE	713251-1	1
22	COVER, CABLE DUCT	713252-1	1
23	NUT, M 6 RIVET	F81033-18	7
24	WASHER, 8.4 FLAT ZINC	F81054-1	4
25	BOLT, M8X16-8.8-B HEX HEAD FULL THREAD ZINC	F81002-20	4

6.12 Wireway



REF.	DESCRIPTION (◆ Indicates Parts Available in Assemblies Only)	PART #	QTY	
	WIREWAY WELDMENT	714970-1	1	

6.13 Mast Stop Assembly



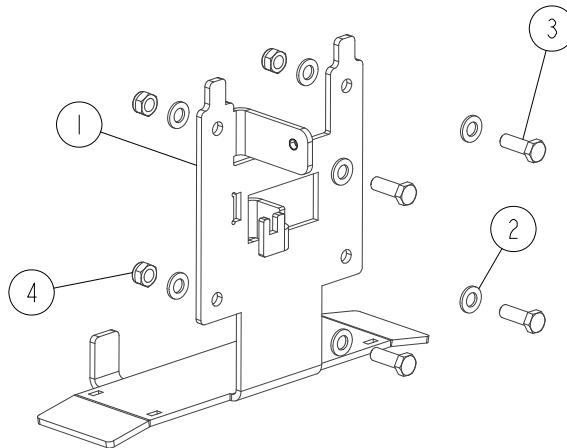
REF.	DESCRIPTION (◆ Indicates Parts Available in Assemblies Only)	PART #	QTY
	STOP ASSEMBLY, MAST	713083	1
1	STOP WELDMENT, MAST	713084-1	1
2	WASHER, 17 SPLIT LOCK ZINC	F81058-1	6
3	BOLT, M16X50-8.8 HEX HEAD FULL THREAD ZINC	F81006-38	3
4	TENSIONER, 12B1 CHAIN	713087-1	1
5	WASHER, 21 FLAT ZINC	F81059-2	2
6	NUT, M20-8 HEX ZINC	F81037-1	2
7	BUMPER, RUBBER	089717	1
8	NUT, M10-8-B HEX NYLON ZINC LOCK	F81033-1	2
9	WASHER, 10.5 SPECIAL FLAT ZINC	F81055-6	2
10	BOLT, M10X45 HEX HEAD FULL THREAD ZINC	F81003-3	2
11	WASHER, 10.5 FLAT ZINC	F81055-1	2
12	NUT, M16-8 HEX NYLON ZINC LOCK	F81036-2	3

6 BED FRAME ASSEMBLY

Hydraulic Hose Hanger

6.14 Hydraulic Hose Hanger

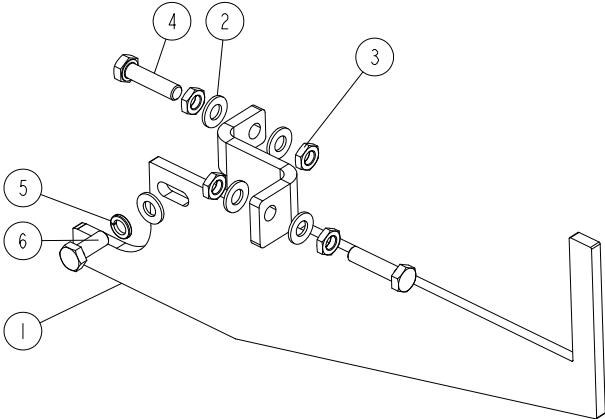
713995_001
713995_Manual



REF.	DESCRIPTION (◆ Indicates Parts Available in Assemblies Only)	PART #	QTY
	HANGER, HYDRAULIC HOSE - COMPLETE	713995	1
1	PLATE, HYDRAULIC HOSE HANGER	713905-1	1
2	WASHER, 13 FLAT ZINC	F81056-1	8
3	BOLT, M12X35 8.8 HEX HEAD FULL THREAD ZINC	F81004-24	4
4	NUT, M12 8 HEX NYLON ZINC LOCK	F81034-2	4

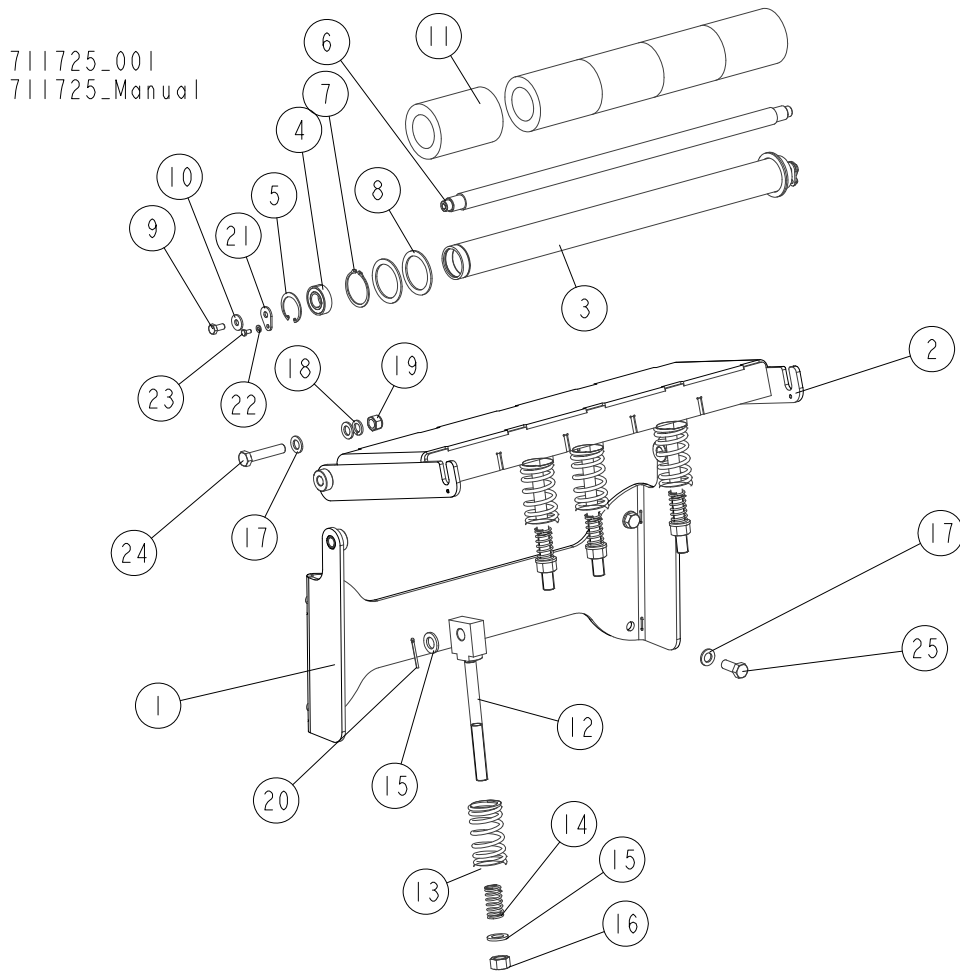
6.15 Wireway Bracket

714969_001
714969_MANUAL



REF.	DESCRIPTION (◆ Indicates Parts Available In Assemblies Only)	PART #	QTY
	PLATE, WIREWAY BRACKET - COMPLETE	714969	1
1	PLATE, WIREWAY BRACKET	714968-1	1
2	WASHER, 10.5 FLAT ZINC	F81055-1	5
3	NUT, M10-04-A HEX THIN ZINC	F81033-6	4
4	BOLT, M10X40-8.8 HEX HEAD FULL THREAD ZINC	F81003-16	2
5	WASHER, Z 10.2 SPLIT LOCK ZINC	F81055-2	1
6	BOLT, M10X25 8.8 HEX HEAD FULL THREAD ZINC	F81003-11	1

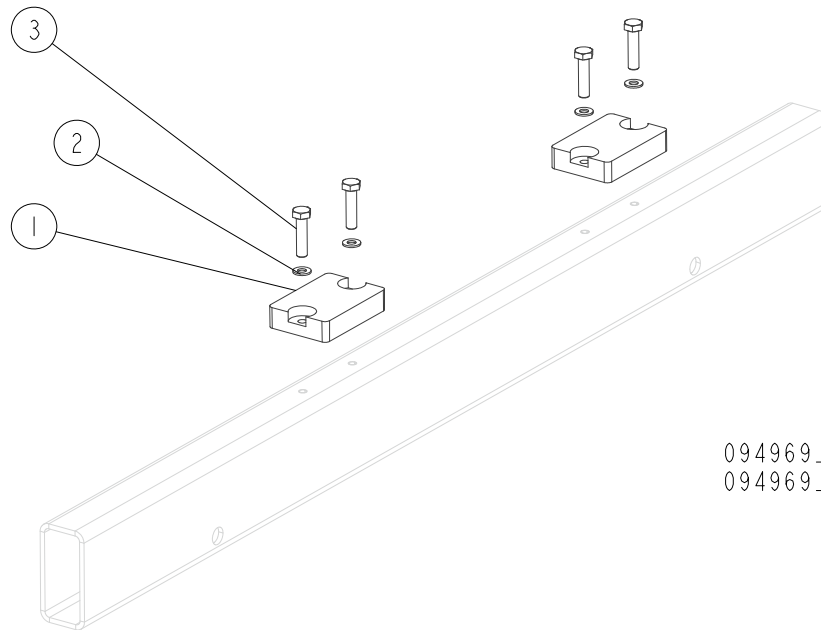
6.16 Board Removal Bumper Assembly



REF.	DESCRIPTION (◆ Indicates Parts Available in Assemblies Only)	PART #	QTY
	BUMPER ASSEMBLY, WB2000 BOARD REMOVAL	711725	1
1	BRACKET WELDMENT, BUMPER PLATE MOUNT	711726-1	1
2	PLATE WELDMENT, BOARD REMOVAL BUMPER	509547-1	1
	ROLLER W/RUBBER BUSHING	514758	1
	ROLLER, LT300	091782-1	1
3	TUBE, ROLLER	091781	1
4	BEARING, 6205 2RS BALL	091804	2
5	RING, W 52 INSIDE RETAINING	091805	2
6	SHAFT, ROLLER	091793	1
7	RING, Z60 OUTSIDE RETAINING	F81090-62	2
8	RING, 61/80X3 SPACER	515895	4
9	BOLT, M10X20-5.8 HEX HEAD FULL THREAD ZINC	F81003-1	2
10	WASHER, 10.5 SPECIAL FLAT ZINC	F81055-6	2
11	ROLLER, RUBBER	517493	5
12	ROD WELDMENT, BUMPER SPRING	510818-1	4
13	SPRING, 110X46X6.5 CUSHION	510815	4
14	SPRING, 60X23X3	088992	4
15	WASHER, 21 FLAT ZINC	F81059-2	8
16	NUT, M20-8 HEX ZINC	F81037-1	4
17	WASHER, 17 SPLIT LOCK ZINC	F81058-1	8

REF.	DESCRIPTION (◆ Indicates Parts Available in Assemblies Only)	PART #	QTY	
18	WASHER, 16.3 SPLIT LOCK ZINC	F81058-2	2	
19	NUT, M16-8 HEX NYLON ZINC LOCK	F81036-2	2	
20	PIN, S-ZN-4X45 COTTER	F81043-22	4	
21	WASHER, WM4000 ROLLER MOUNTING	510874-1	2	
22	WASHER, 6.4 FLAT ZINC	F81053-1	2	
23	BOLT, M6X12 8.8 HEX HEAD FULL THREAD ZINC	F81001-7	2	
24	BOLT, M16X80-8.8 HEX HEAD FULL THREAD ZINC	F81006-11	2	
25	BOLT, M16X40-8.8 HEX HEAD FULL THREAD ZINC	F81006-13	4	

6.17 Rubber Bumper

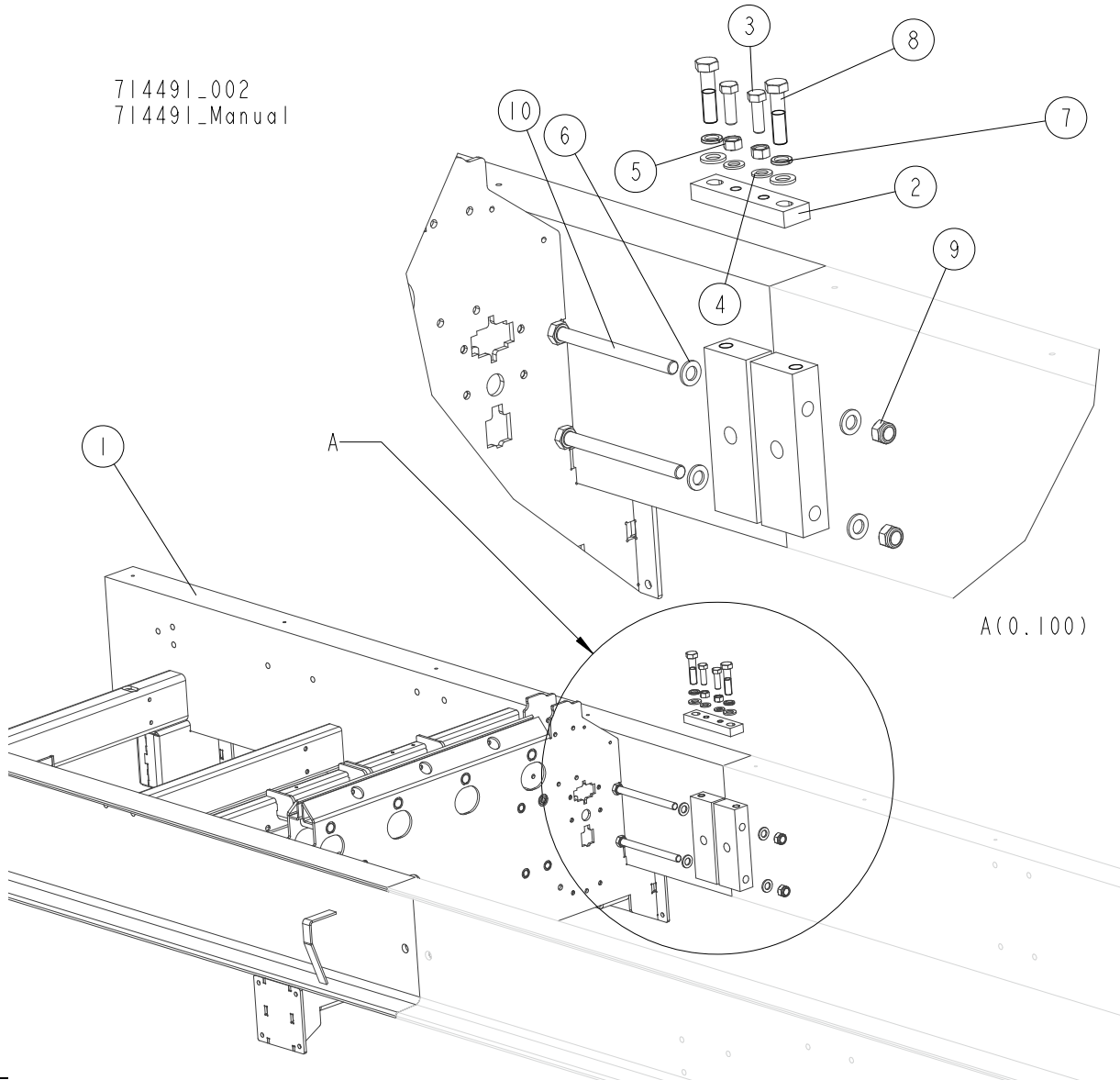


094969_001
 094969_MANUAL

REF.	DESCRIPTION (◆ Indicates Parts Available in Assemblies Only)	PART #	QTY	
1	BUMPER, GRENE 70 3201 0010 RUBBER	094969	2	
2	WASHER, 8.4 FLAT ZINC	F81054-1	4	
3	BOLT, M10X40-8.8 HEX HEAD FULL THREAD ZINC	F81003-16	4	

6.18 Bed Frame Extension Section ("M" Frame Only)

714491_002
714491_Manual



REF.	DESCRIPTION (◆ Indicates Parts Available in Assemblies Only)	PART #	QTY
1	BED SECTION WB2000 M	713910-1 ¹	1
	BED SECTION WB2000 M See Section 7.19	715822 ²	1
	BED SECTION WB2000 M See Section 6.20	715823 ³	1
2	PLATE, FRAME CONNECTING	713956-1	2
3	BOLT, M16X50-8.8-HEX HEAD FULL THREAD ZINC	F81006-7	4
4	WASHER, 17 SPLIT LOCK ZINC	F81058-1	4
5	NUT, M16-8-HEX ZINC	F81036-1	4
6	WASHER, 21 FLAT ZINC	F81059-2	12
7	WASHER, 20.5 SPLIT LOCK ZINC	F81059-1	4
8	BOLT, M20X80-8.8 HEX HEAD FULL THREAD ZINC	F81007-10	4

¹ Standard equipment

² WB2000 M + 2m to cutting length

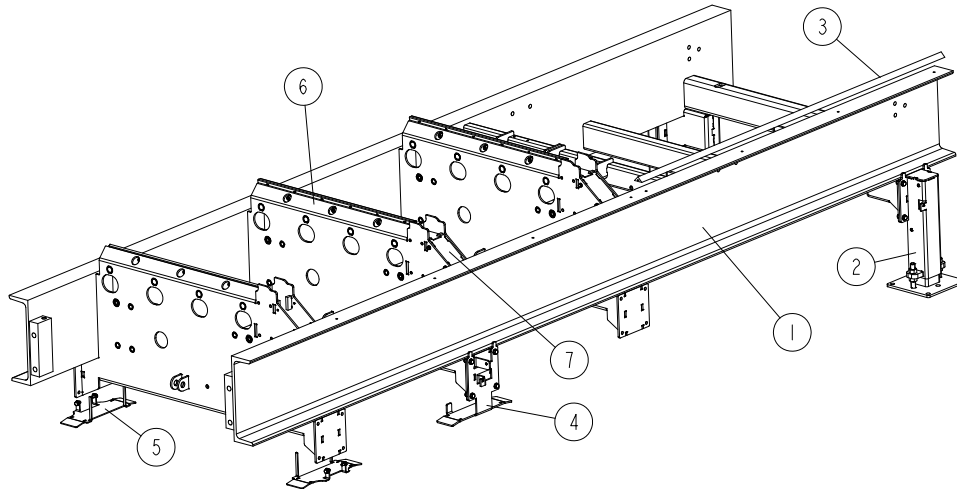
³ WB2000 M + 4m to cutting length

6 BED FRAME ASSEMBLY

Bed Frame Extension Assembly M+2

6.19 Bed Frame Extension Assembly M+2

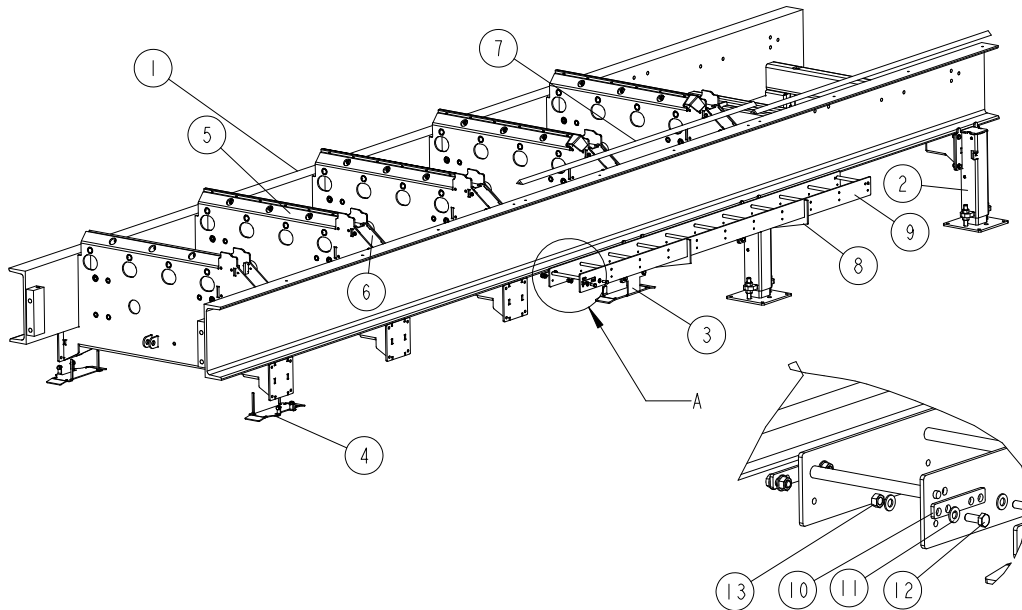
715822_001
715822_MANUAL



REF.	DESCRIPTION (◆ Indicates Parts Available In Assemblies Only)	PART #	QTY
-	BED FRAME EXTENSION ASSEMBLY M+2	715822	1
1	FRAME, M+2 WB2000 WELDMENT	713915-1	1
2	LEG ASSEMBLY See Section 7.7	714423	2
3	BED, WB2000 ANGLED	715821	1
4	HYDRAULIC HOSE HANGER See Section 7.14	713995	2
5	HYDRAULIC HOSE HANGER See Section 7.21	714441	2
6	BED RAIL ASSEMBLY See Section 6.2	710049	2
7	CROSS BEAM COVER See Section 6.3	713152	2

6.20 Bed Frame Extension Assembly M+4

715823_001_A
 715823_MANUAL

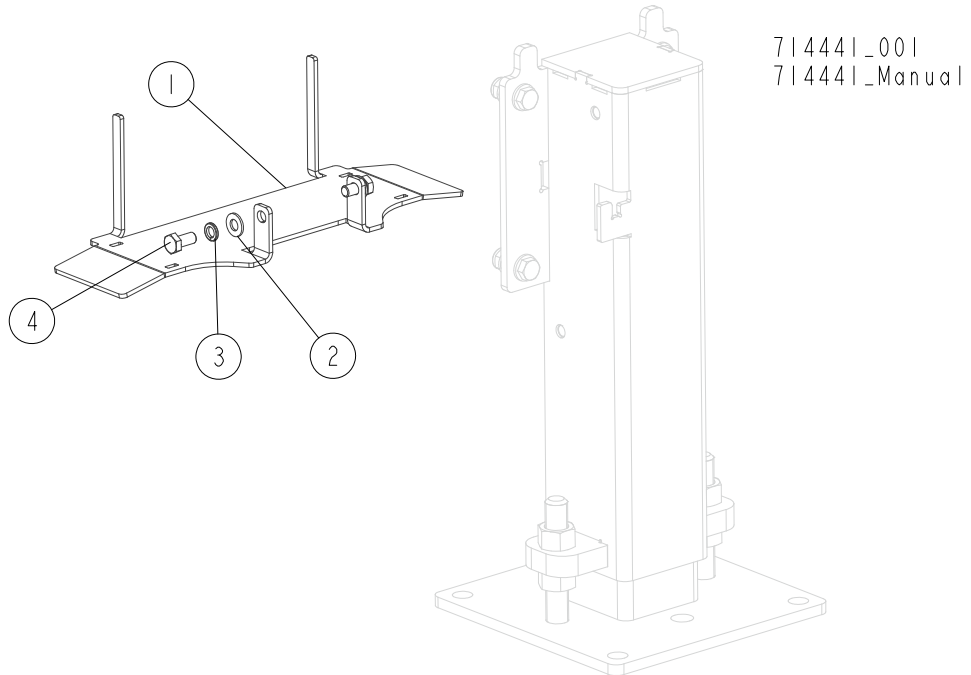


REF.	DESCRIPTION (◆ Indicates Parts Available In Assemblies Only)	PART #	QTY
-	BED FRAME EXTENSION ASSEMBLY M+4	715823	1
1	FRAME, M+4 WB2000 WELDMENT	713920-1	1
2	LEG ASSEMBLY See Section 7.7	714423	4
3	HYDRAULIC HOSE HANGER See Section 7.14	713995	2
4	HYDRAULIC HOSE HANGER See Section 7.21	714441	2
5	BED RAIL ASSEMBLY See Section 6.2	710049	4
6	CROSS BEAM COVER See Section 6.3	713152	4
7	BED, WB2000 ANGLED	715821	2
8	WIREWAY BRACKET See Section 7.15	714969	2
9	WIREWAY, WM2000, WLDMT/PTD	714970-1	1
10	BAR, WIREWAY FLAT	710903-1	2
11	WASHER, 10,5 FLAT ZINC	F81055-1	8
12	BOLT, M10X25 8.8 HEX HEAD FULL THREAD ZINC	F81003-11	4
13	NUT, M10 8 HEX ZINC	F81033-3	4

6 BED FRAME ASSEMBLY

Hydraulic Hose Hanger

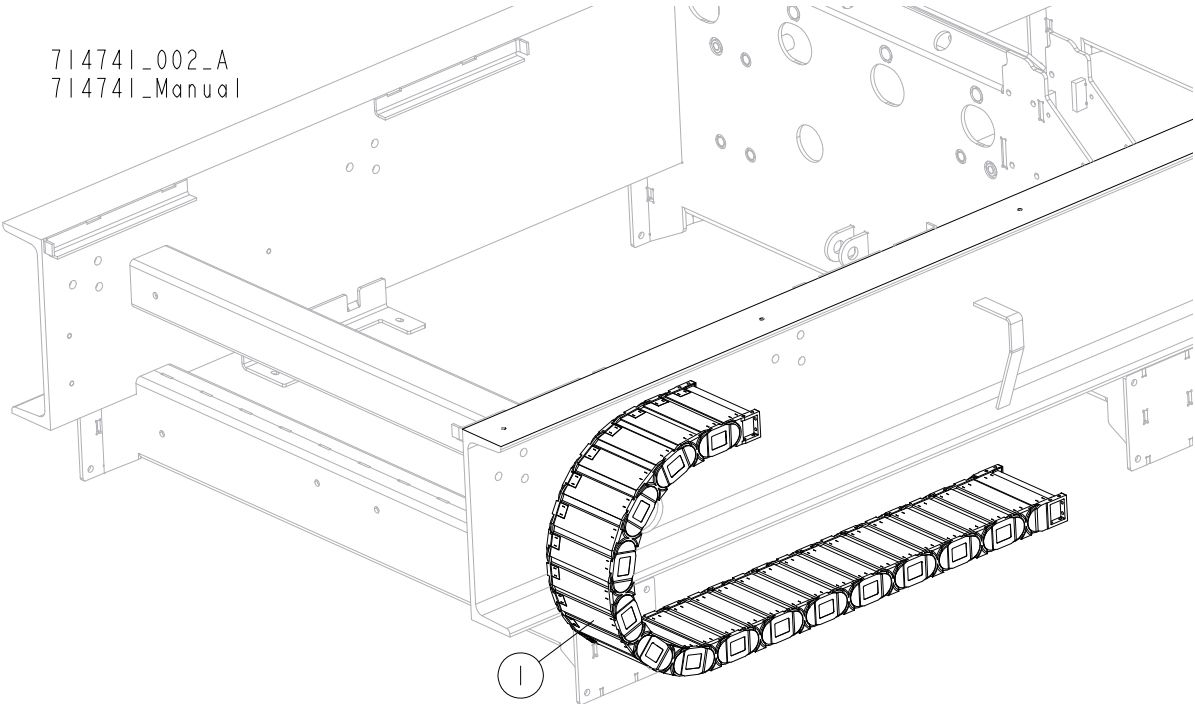
6.21 Hydraulic Hose Hanger



REF.	DESCRIPTION (◆ Indicates Parts Available in Assemblies Only)	PART #	QTY
	BRACKET, HYDRAULIC HOSE HANGER - COMPLETE	714441	1
1	BRACKET, HYDRAULIC HOSE HANGER	714422-1	1
2	WASHER, 10.5 FLAT ZINC	F81055-1	2
3	WASHER, Z 10.2 SPLIT LOCK ZINC	F81055-2	2
4	BOLT, M10X20-5.8 HEX HEAD FULL THREAD ZINC	F81003-1	2

6.22 Cable Chain

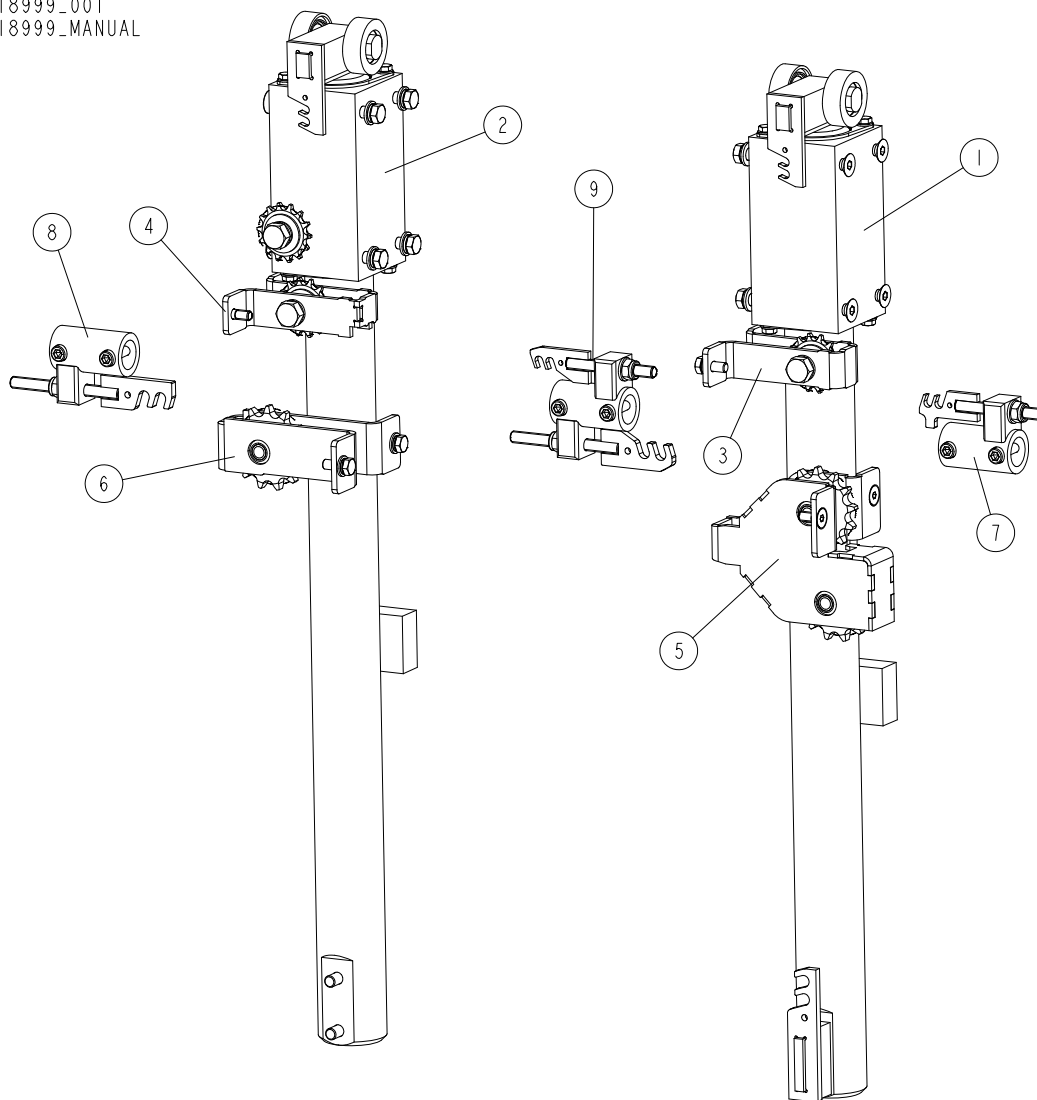
714741_002_A
714741_Manual



REF.	DESCRIPTION (◆ Indicates Parts Available in Assemblies Only)	PART #	QTY	
1	CABLE CHAIN, WB2000 "M" FRAME	714961	1	

6.23 Pallet-R-Us Side Supports (No. 718899)

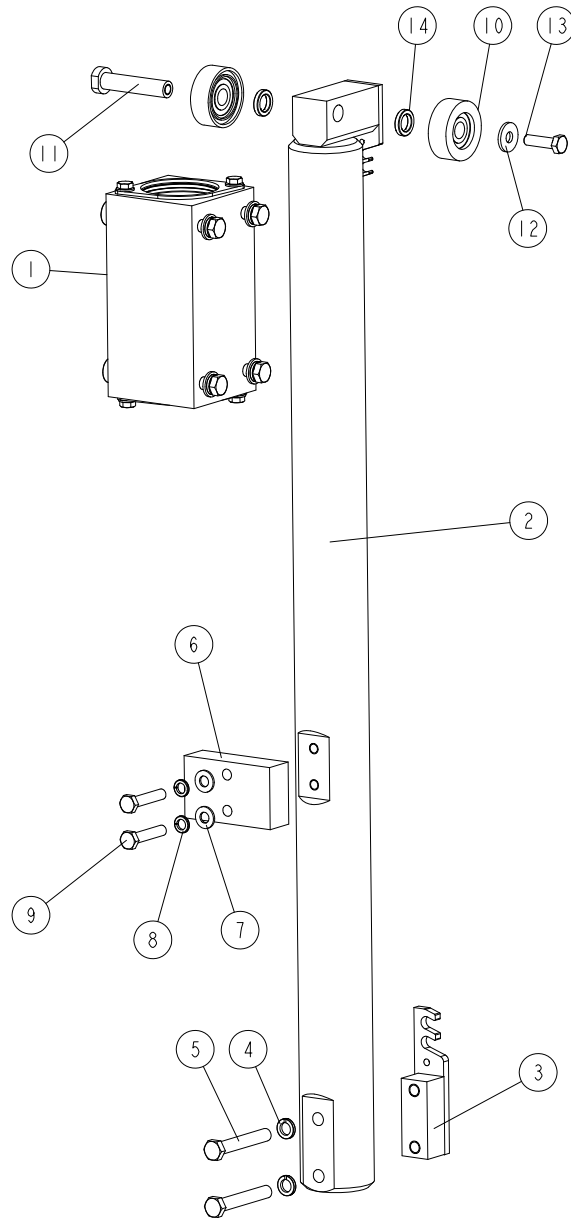
718999_001
718999_MANUAL



REF.	DESCRIPTION (* indicates parts available in assemblies only)	PART #	QTY
-	SUPPORT ASSEMBLY, Pallet-R-Us LOG SIDE	718999	1
1	SUPPORT, SPECIAL SIDE - COMPLETE (1) See Section 6.24	718898	1
2	SUPPORT, SPECIAL SIDE - COMPLETE (2) See Section 6.26	718926	1
3	SPROCKET ASSEMBLY See Section 6.28	711976	1
4	SPROCKET ASSEMBLY, SPECIAL (1) See Section 6.29	718910	1
5	SPROCKET ASSEMBLY See Section 6.30	718916	1
6	SPROCKET ASSEMBLY, SPECIAL (2) See Section 6.31	718913	1
7	TENSIONER ASSEMBLY, CHAIN Patrz rozdział 6.30	711984	1
8	TENSIONER ASSEMBLY, CHAIN See Section 6.33	714762	1
9	TENSIONER ASSEMBLY, CHAIN See Section 6.32	718920	1

6.24 Log Side Support (No. 718898)

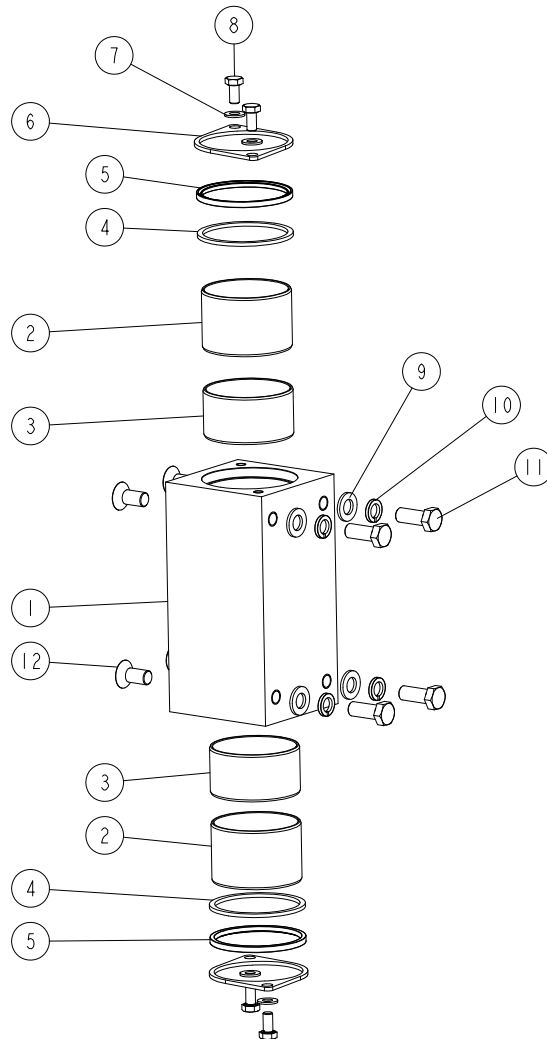
718898_001
718898_MANUAL



REF.	DESCRIPTION (* indicates parts available in assemblies only)	PART #	QTY
-	SUPPORT, SPECIAL SIDE - COMPLETE 1	718898	1
1	BLOCK, SIDE SUPPORT GUIDE - COMPLETE See Section 6.25	718950	1
2	SUPPORT WELDMENT, SIDE	718936-1	1
3	BRACKET, CHAIN	714767-1	1
4	WASHER, Z12.2 SPLIT LOCK ZINC	F81056-2	2
5	BOLT, M12X80 -8.8 HEX HEAD ZINC	F81004-46	2
6	BLOCK, SIDE SUPPORT POLYAMIDE	713106	1
7	WASHER, 10.5 FLAT ZINC	F81055-1	2
8	WASHER, Z 10.2 SPLIT LOCK ZINC	F81055-2	2
9	BOLT, M10X50-8.8 HEX HEAD FULL THREAD ZINC	F81003-4	2
10	ROLLER, SIDE SUPPORT	015014-1	2

REF.	DESCRIPTION (* indicates parts available in assemblies only)	PART #	QTY	
11	BOLT, WB2000 SIDE SUPPORT	714661-1	1	
12	WASHER, 10.5 SPECIAL FLAT ZINC	F81055-6	1	
13	BOLT, M10X35 8.8 HEX HEAD FULL THREAD ZINC	F81003-17	1	
14	BUSHING	095937-1	2	

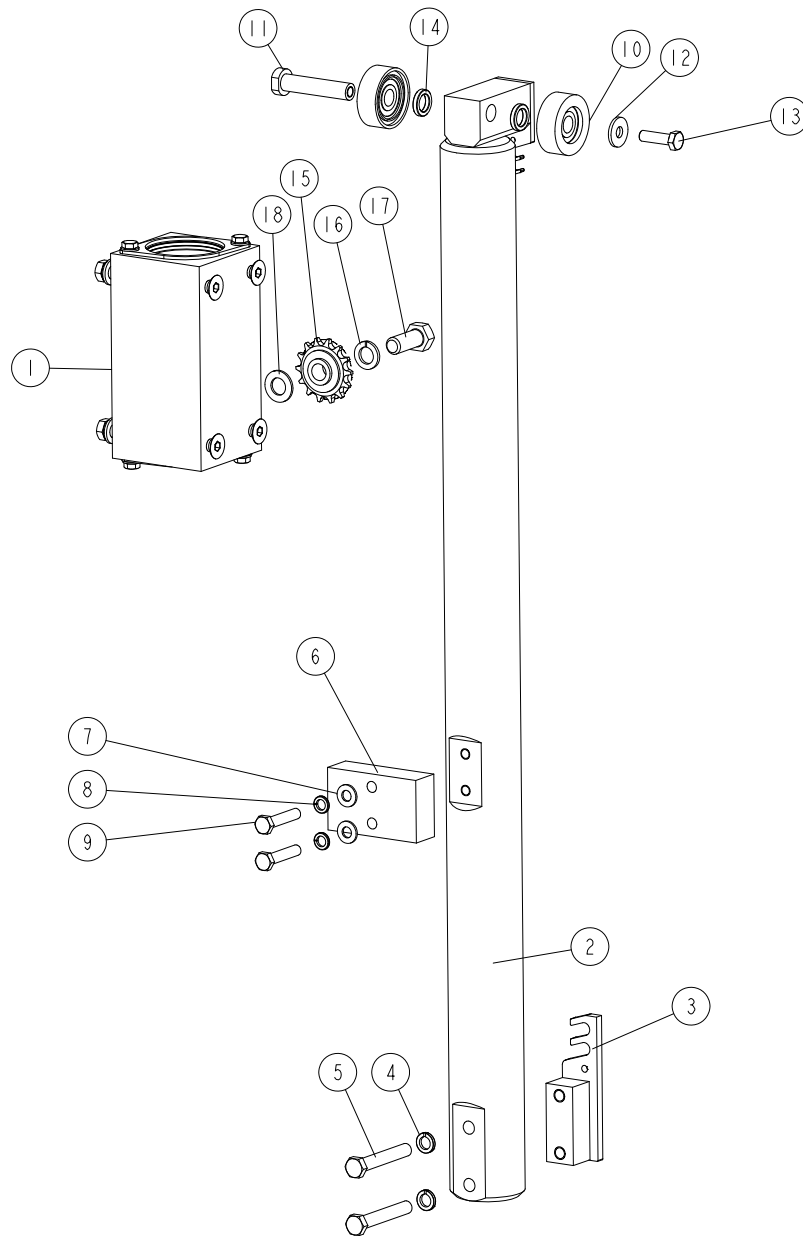
6.25 Side Support Guide Block (No. 718950)

718950_001
718950_MANUAL

REF.	DESCRIPTION (* indicates parts available in assemblies only)	PART #	QTY
-	BLOCK, SIDE SUPPORT GUIDE - COMPLETE	718950	1
-	BLOCK, SIDE SUPPORT GUIDE W/BUSHINGS	713107-1	1
1	BLOCK, SIDE SUPPORT GUIDE	713146	1
2	BUSHING, 7050BS SELF-LUBRICATING	713131	2
3	BUSHING, 7040BS SELF-LUBRICATING	713130	2
4	WASHER, 71/80-3	713133	2
5	WIPER, ZZ 70X80X5/7 NBR	713134	2
6	PLATE, COVER	713132-1	2
7	WASHER, 8.4 FLAT ZINC	F81054-1	4
8	BOLT, M8X16-8.8-B HEX HEAD FULL THREAD ZINC	F81002-20	4
9	WASHER, 13 FLAT ZINC	F81056-1	4
10	WASHER, Z12.2 SPLIT LOCK ZINC	F81056-2	4
11	BOLT, M12X30 8.8 HEX HEAD FULL THREAD ZINC	F81004-22	4
12	SCREW, M12X25-10.9 DIN7991 FLAT SOCKET HEAD CAP ZINC	F81004-122	4

6.26 Log Side Support (No. 718926)

718926_001
718926_MANUAL

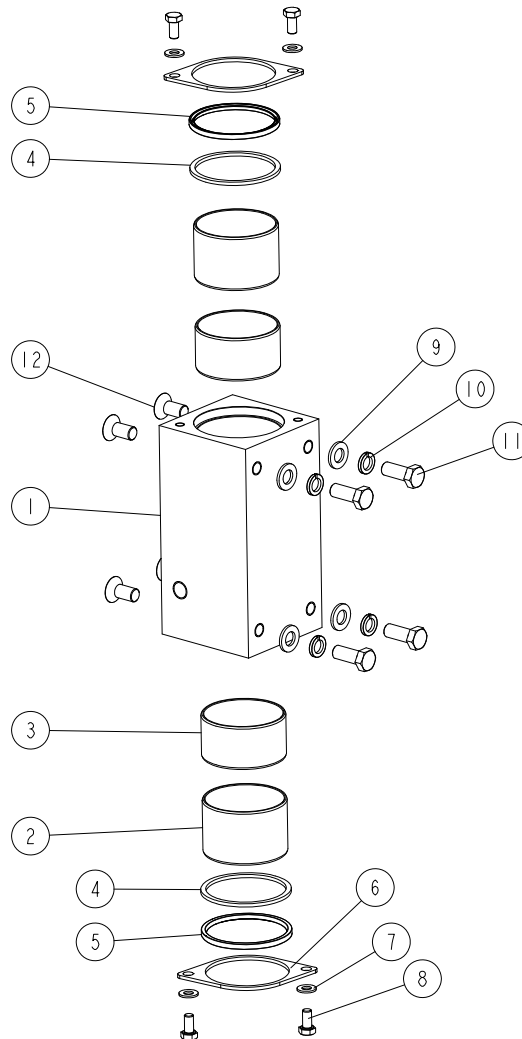


REF.	DESCRIPTION (* indicates parts available in assemblies only)	PART #	QTY
-	SUPPORT, SPECIAL SIDE - COMPLETE 2	718926	1
1	BLOCK, SIDE SUPPORT GUIDE - COMPLETE See Section 6.25	718927	1
2	SUPPORT WELDMENT, SIDE	718936-1	1
3	BRACKET, CHAIN	718943-1	1
4	WASHER, Z12.2 SPLIT LOCK ZINC	F81056-2	2
5	BOLT, M12X80 -8.8 HEX HEAD ZINC	F81004-46	2
6	BLOCK, SIDE SUPPORT POLYAMIDE	713106	1
7	WASHER, 10.5 FLAT ZINC	F81055-1	2
8	WASHER, Z 10.2 SPLIT LOCK ZINC	F81055-2	2
9	BOLT, M10X50-8.8 HEX HEAD FULL THREAD ZINC	F81003-4	2

REF.	DESCRIPTION (* indicates parts available in assemblies only)	PART #	QTY	
10	ROLLER, SIDE SUPPORT	015014-1	2	
11	BOLT, WB2000 SIDE SUPPORT	714661-1	1	
12	WASHER, 10.5 SPECIAL FLAT ZINC	F81055-6	1	
13	BOLT, M10X35 8.8 HEX HEAD FULL THREAD ZINC	F81003-17	1	
14	BUSHING	095937-1	2	
15	SPROCKET, 08B Z=14	711991	1	
16	WASHER, 16.3 SPLIT LOCK ZINC	F81058-2	1	
17	BOLT, M16X40-8.8 HEX HEAD FULL THREAD ZINC	F81006-13	1	
18	WASHER, 16.5/30-2.35 ZINC-PLATED	718930-1	1	

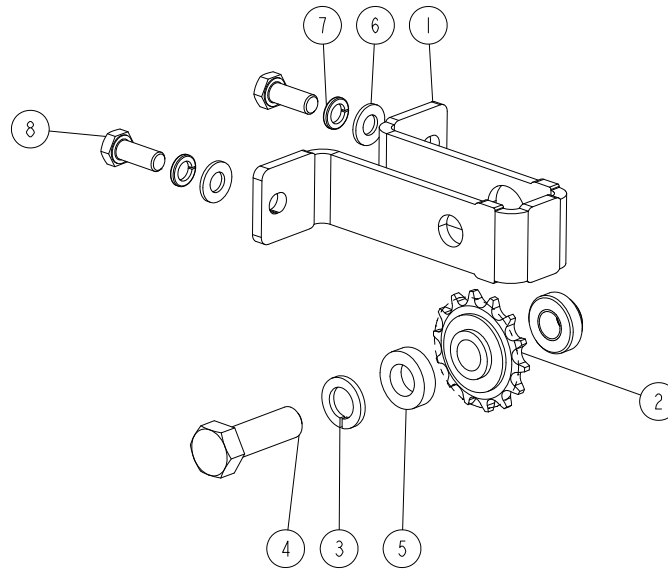
6.27 Side Support Guide Block (No. 718927)

718927_001
718927_MANUAL



REF.	DESCRIPTION (* indicates parts available in assemblies only)	PART #	QTY
-	BLOCK, SIDE SUPPORT GUIDE - COMPLETE	718927	1
-	BLOCK, SIDE SUPPORT GUIDE W/BUSHINGS	718928-1	1
1	BLOCK, SIDE SUPPORT GUIDE	718929	1
2	BUSHING, 7050BS SELF-LUBRICATING	713131	2
3	BUSHING, 7040BS SELF-LUBRICATING	713130	2
4	WASHER, 71/80-3	713133	2
5	WIPER, ZZ 70X80X5/7 NBR	713134	2
6	PLATE, COVER	713132-1	2
7	WASHER, 8.4 FLAT ZINC	F81054-1	4
8	BOLT, M8X16-8.8-B HEX HEAD FULL THREAD ZINC	F81002-20	4
9	WASHER, 13 FLAT ZINC	F81056-1	4
10	WASHER, Z12.2 SPLIT LOCK ZINC	F81056-2	4
11	BOLT, M12X30 8.8 HEX HEAD FULL THREAD ZINC	F81004-22	4
12	SCREW, M12X25-10.9 DIN7991 FLAT SOCKET HEAD CAP ZINC	F81004-122	4

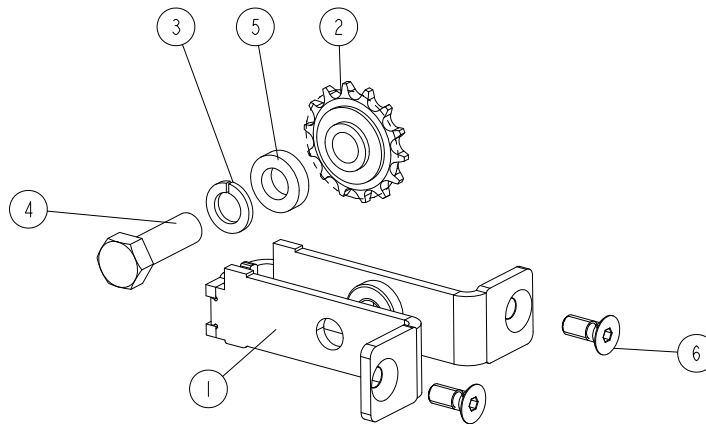
6.28 Sprocket Assembly (No. 711976)

711976_001
711976_MANUAL

REF.	DESCRIPTION (* indicates parts available in assemblies only)	PART #	QTY
-	SPROCKET ASSEMBLY	711976	1
1	BRACKET WELDMENT, LEFT SPROCKET MOUNT	713099-1	1
2	SPROCKET, 08B Z=14	711991	1
3	WASHER, 16.3 SPLIT LOCK ZINC	F81058-2	1
4	BOLT, M16X50-8.8 HEX HEAD FULL THREAD ZINC	F81006-7	1
5	WASHER, 16.5/30-6 ZINC-PLATED	711977-1	1
6	WASHER, 10.5 FLAT ZINC	F81055-1	2
7	WASHER, Z 10.2 SPLIT LOCK ZINC	F81055-2	2
8	BOLT, M10X25 8.8 HEX HEAD FULL THREAD ZINC	F81003-11	2

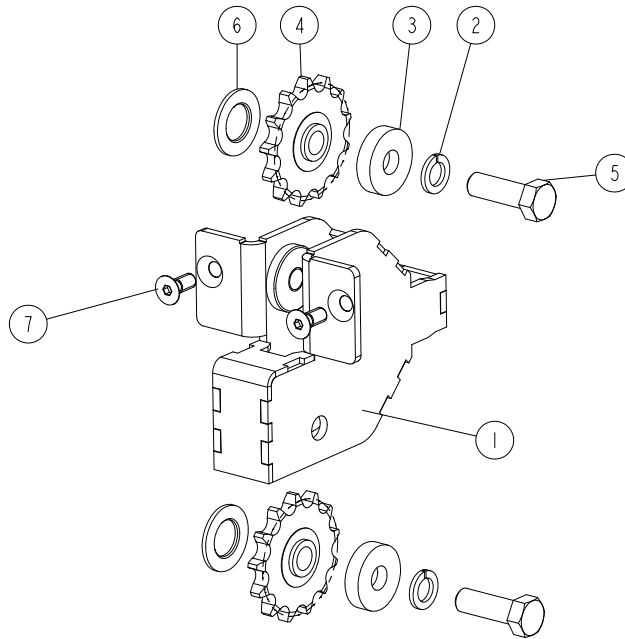
6.29 Sprocket Assembly (No. 718910)

718910_001
718910_MANUAL



REF.	DESCRIPTION (* indicates parts available in assemblies only)	PART #	QTY
-	SPROCKET ASSEMBLY, SPECIAL 1	718910	1
1	BRACKET WELDMENT, LEFT SPROCKET MOUNT	718912-1	1
2	SPROCKET, 08B Z=14	711991	1
3	WASHER, 16.3 SPLIT LOCK ZINC	F81058-2	1
4	BOLT, M16X50-8.8 HEX HEAD FULL THREAD ZINC	F81006-7	1
5	WASHER, 16.5/30-6 ZINC-PLATED	711977-1	1
6	SCREW, M10X25-10.9 DIN 7991 FLAT SOCKET HEAD CAP ZINC	F81003-82	2

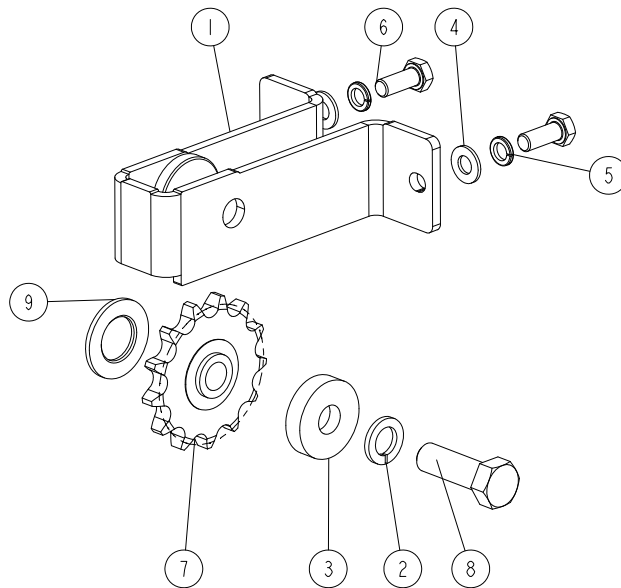
6.30 Sprocket Assembly (No. 718916)

718916_001
718916_MANUAL

REF.	DESCRIPTION (* indicates parts available in assemblies only)	PART #	QTY
-	SPROCKET ASSEMBLY	718916	1
1	BRACKET, SPROCKET MOUNT (SPECIAL LEFT)	718917-1	1
2	WASHER, 16.3 SPLIT LOCK ZINC	F81058-2	2
3	BUSHING, SPECIAL	714776-1	2
4	SPROCKET, 12B1 Z=13	713045	2
5	BOLT, M16X50-8.8 HEX HEAD FULL THREAD ZINC	F81006-7	2
6	WASHER, 26X45X3	531507	2
7	SCREW, M10X25-10.9 DIN 7991 FLAT SOCKET HEAD CAP ZINC	F81003-82	2

6.31 Sprocket Assembly (No. 718913)

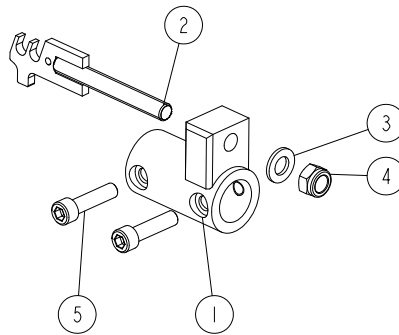
718913_001
718913_MANUAL



REF.	DESCRIPTION (* indicates parts available in assemblies only)	PART #	QTY
-	SPROCKET ASSEMBLY, SPECIAL 2	718913	1
1	BRACKET, SPROCKET MOUNT (SPECIAL LEFT)	718914-1	1
2	WASHER, 16.3 SPLIT LOCK ZINC	F81058-2	1
3	BUSHING, SPECIAL	714776-1	1
4	WASHER, 10.5 FLAT ZINC	F81055-1	2
5	WASHER, Z 10.2 SPLIT LOCK ZINC	F81055-2	2
6	BOLT, M10X25 8.8 HEX HEAD FULL THREAD ZINC	F81003-11	2
7	SPROCKET, 12B1 Z=13	713045	1
8	BOLT, M16X50-8.8 HEX HEAD FULL THREAD ZINC	F81006-7	1
9	WASHER, 26X45X3	531507	1

6.32 Chain Tensioner (No. 711984)

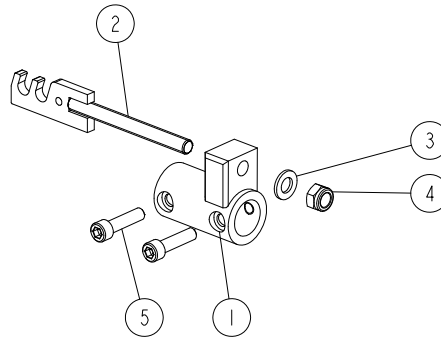
711984_001
711984_MANUAL



REF.	DESCRIPTION (* indicates parts available in assemblies only)	PART #	QTY	
-	TENSIONER, CHAIN - COMPLETE	711984	1	
1	BRACKET WELDMENT, CHAIN TENSIONER	713094-1	1	
2	TENSIONER, CHAIN	711641-1	1	
3	WASHER, 13 FLAT ZINC	F81056-1	1	
4	NUT, M12-8 DIN 982 HEX NYLON ZINC LOCK	F81034-2	1	
5	SCREW, M10X40-8.8 HEX SOCKET HEAD CAP ZINC	F81003-22	2	

6.33 Chain Tensioner (No. 714762)

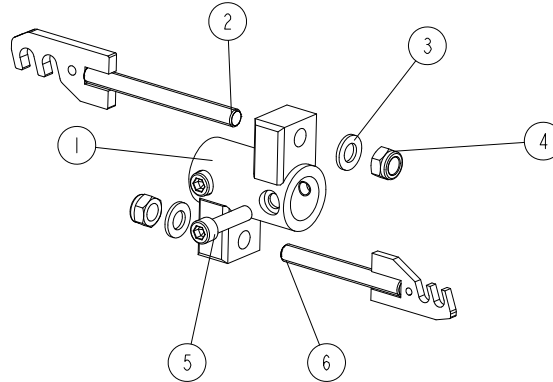
714762_001
714762_MANUAL



REF.	DESCRIPTION (* indicates parts available in assemblies only)	PART #	QTY
-	TENSIONER, CHAIN - COMPLETE	714762	1
1	BRACKET WELDMENT, CHAIN TENSIONER	713094-1	1
2	TENSIONER, 12B CHAIN	714764-1	1
3	WASHER, 13 FLAT ZINC	F81056-1	1
4	NUT, M12-8 DIN 982 HEX NYLON ZINC LOCK	F81034-2	1
5	SCREW, M10X40-8.8 HEX SOCKET HEAD CAP ZINC	F81003-22	2

6.34 Chain Tensioner (No. 718920)

718920_001
718920_MANUAL

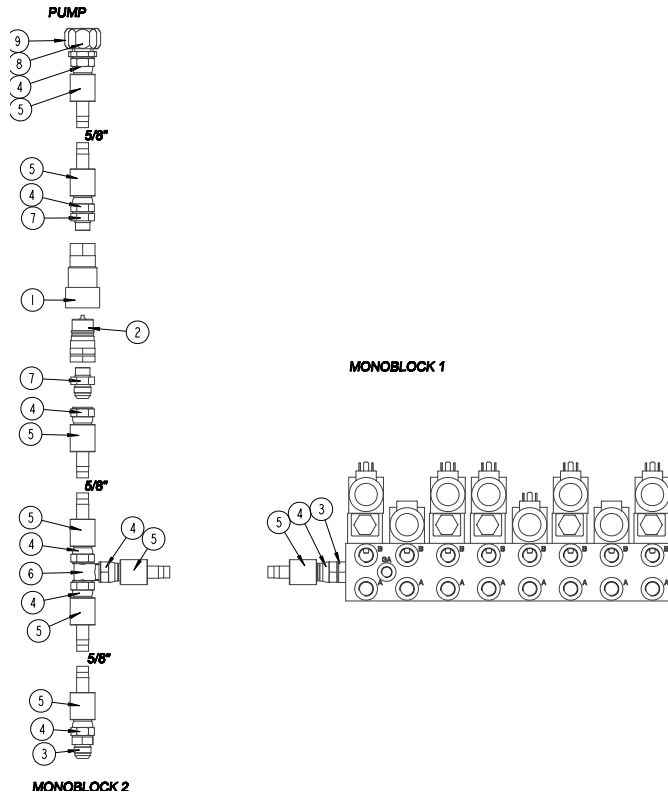


REF.	DESCRIPTION (* indicates parts available in assemblies only)	PART #	QTY	
-	TENSIONER, CHAIN - COMPLETE	718920	1	
1	BRACKET WELDMENT, CHAIN TENSIONER	718919-1	1	
2	TENSIONER, 12B CHAIN	718922-1	1	
3	WASHER, 13 FLAT ZINC	F81056-1	2	
4	NUT, M12-8 DIN 982 HEX NYLON ZINC LOCK	F81034-2	2	
5	SCREW, M10X40-8.8 HEX SOCKET HEAD CAP ZINC	F81003-22	2	
6	TENSIONER, CHAIN	718925-1	1	

SECTION 7 HYDRAULIC PUMP & HYDRAULIC BOX

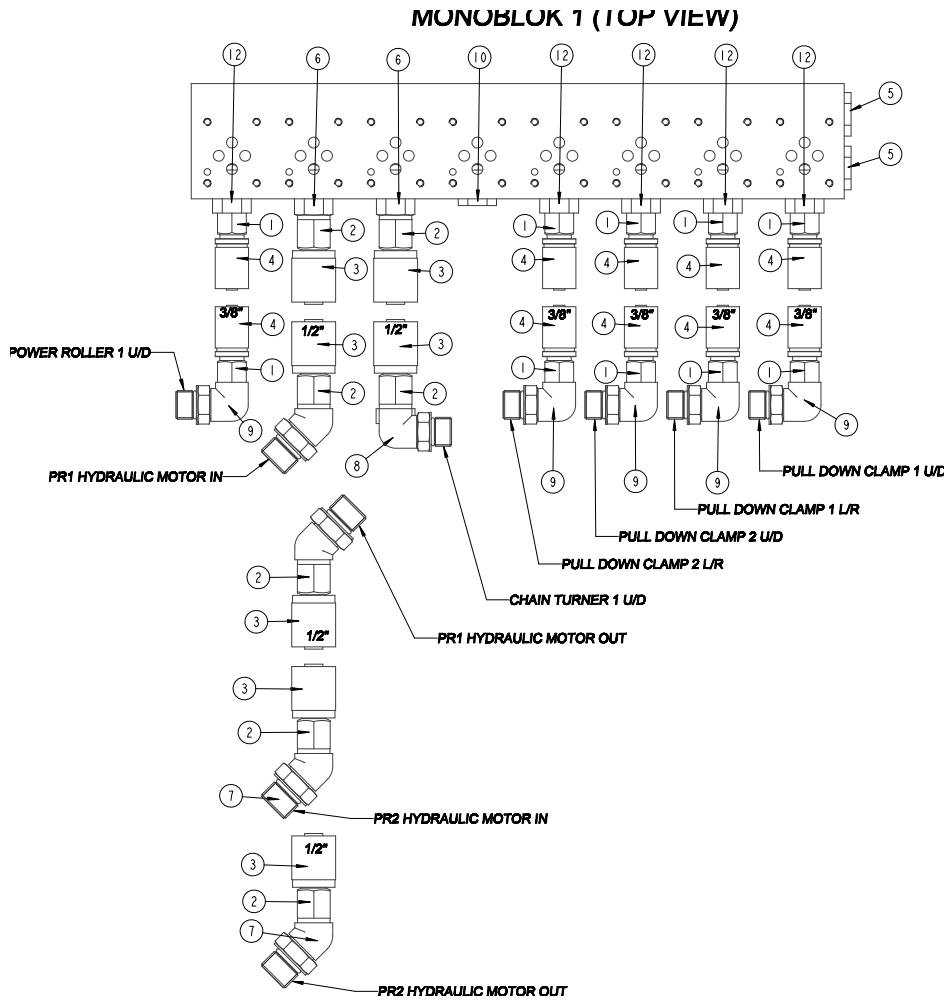
7.1 Connection Pump - Monoblock 1 - Monoblock 2

CONNECTION PUMP- MONOBLOCK 1 - MONOBLOCK2



REF.	DESCRIPTION (* Indicates Parts Available in Assemblies Only)	PART#	QTY
1	FITTING, 3/4" ID BSP FEMALE QUICK DISCONNECT	505064	2
2	FITTING, 3/4" ID BSP MALE QUICK DISCONNECT	505065	2
3	FITTING, 7/8" UNF-7/8" JIC STRAIGHT	713736	4
4	FITTING, DKJ 16 - 7/8 UNF HOSE	713737	16
5	BUSHING, DN16 1/2 SN	713738	16
6	FITTING, 7/8-14 UNF TEE	714539	2
7	FITTING, 3/4"BSP - 7/8" UNF STRAIGHT	714544	4
8	FITTING, 1 1/16-12 UNF - 7/8-14 UNF REDUCER	714545	1
9	FITTING, 90 3/4-16 UNF - 9/16-18 UNF JIC ELBOW	714548	1
10	PLUG, 3/4-16 UNF W/O-RING	714549	2
11	BOX, HYDRAULIC	714550	1
12	FITTING, 8SAE-6JIC	P12703	2

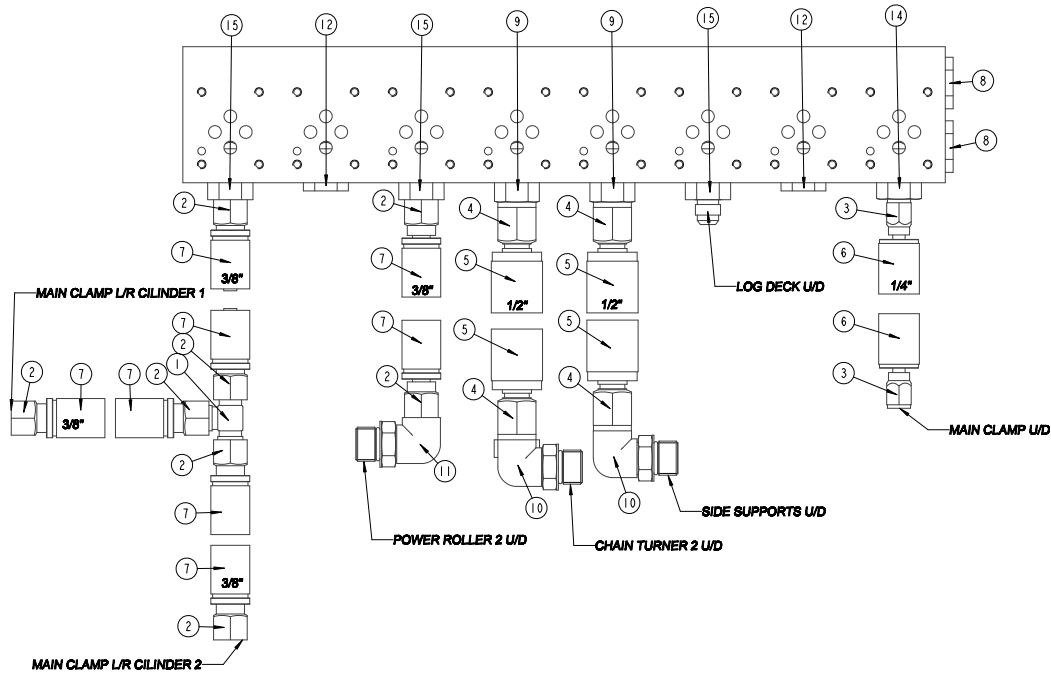
7.2 Monoblock 1 (Top View)



REF.	DESCRIPTION (* Indicates Parts Available in Assemblies Only)	PART#	QTY
1	FITTING, JIC 9/16-18 HYDRAULIC	085900	20
2	FITTING, 3/4 UNF HYDRAULIC	094740_	10
3	SLEEVE, 1/2" HOSE CRIMP	094741	10
4	SLEEVE, 10-2SN CRIMP	096910	20
5	PLUG, 7/8-14 UNF W/O-RING	713753	2
6	FITTING, 3/4UNF O-RING - 3/4 UNF JIC STRAIGHT	714541	4
7	FITTING, 45 7/8 UNF - 3/4 UNF ELBOW	714543	4
8	FITTING, 90 3/4-16 UNF - 3/4-16 UNF JIC ELBOW	714547	1
9	FITTING, 90 3/4-16 UNF - 9/16-18 UNF JIC ELBOW	714548	10
10	PLUG, 3/4-16 UNF W/O-RING	714549	2
11	BOX, HYDRAULIC	714550	1
12	FITTING, 8SAE-3/8JIC	P12703	11

7.3 Monoblock 2 (Top View)

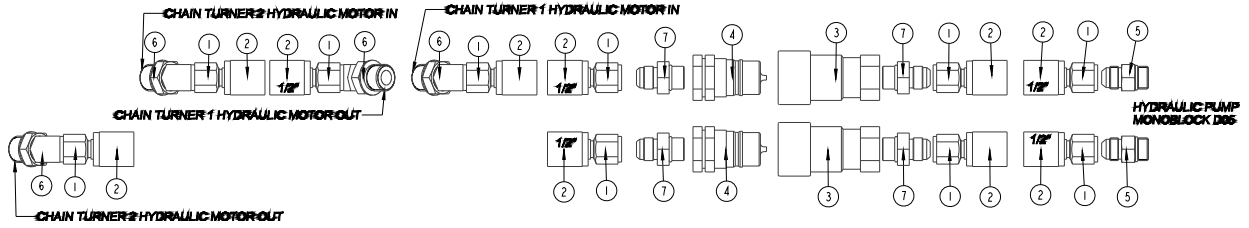
MONOBLOK 2 (TOP VIEW)



REF.	DESCRIPTION (* Indicates Parts Available in Assemblies Only)	PART#	QTY
1	FITTING, 3/8JIC TEE	015487	2
2	FITTING, JIC 9/16-18 HYDRAULIC	085900	16
3	FITTING, JIC 7/16-20 HYDRAULIC	085902	4
4	FITTING, 3/4 UNF HYDRAULIC	094740_	8
5	SLEEVE, 1/2" CRIMP	094741	8
6	SLEEVE, DN-06 1/4" CRIMP	096909	4
7	SLEEVE, 10-2SN CRIMP	096910	16
8	PLUG, 7/8-14 UNF W/O-RING	713753	2
9	FITTING, 3/4UNF O-RING - 3/4 UNF JIC STRAIGHT	714541	4
10	FITTING, 90 3/4-16 UNF - 3/4-16 UNF JIC ELBOW	714547	3
11	FITTING, 90 3/4-16 UNF - 9/16-18 UNF JIC ELBOW	714548	2
12	PLUG, 3/4-16 UNF W/O-RING	714549	4
13	BOX, HYDRAULIC	714550	1
14	FITTING, 3/4-16 UNF - 7/16-20 UNF REDUCER	714552	2
15	FITTING, 3/4"UNF- 3/8"JIC STRAIGHT	P12703	7

7.4 Chain Turners Hydraulic Motors Connection

CHAIN TURNERS HYDRAULIC MOTORS CONNECTION



REF.	DESCRIPTION (* Indicates Parts Available in Assemblies Only)	PART#	QTY
1	FITTING, 3/4 UNF HYDRAULIC	094740_	10
2	SLEEVE, 1/2" HOSE CRIMP	094741	10
3	FITTING, 3/4" ID BSP FEMALE QUICK DISCONNECT	505064	2
4	FITTING, 3/4" ID BSP MALE QUICK DISCONNECT	505065	2
5	FITTING, 3/4UNF O-RING - 3/4 UNF JIC STRAIGHT	714541	2
6	FITTING, 45 7/8 UNF - 3/4 UNF ELBOW	714543	4
7	FITTING, 3/4"BSP - 3/4" UNF STRAIGHT	714553	4



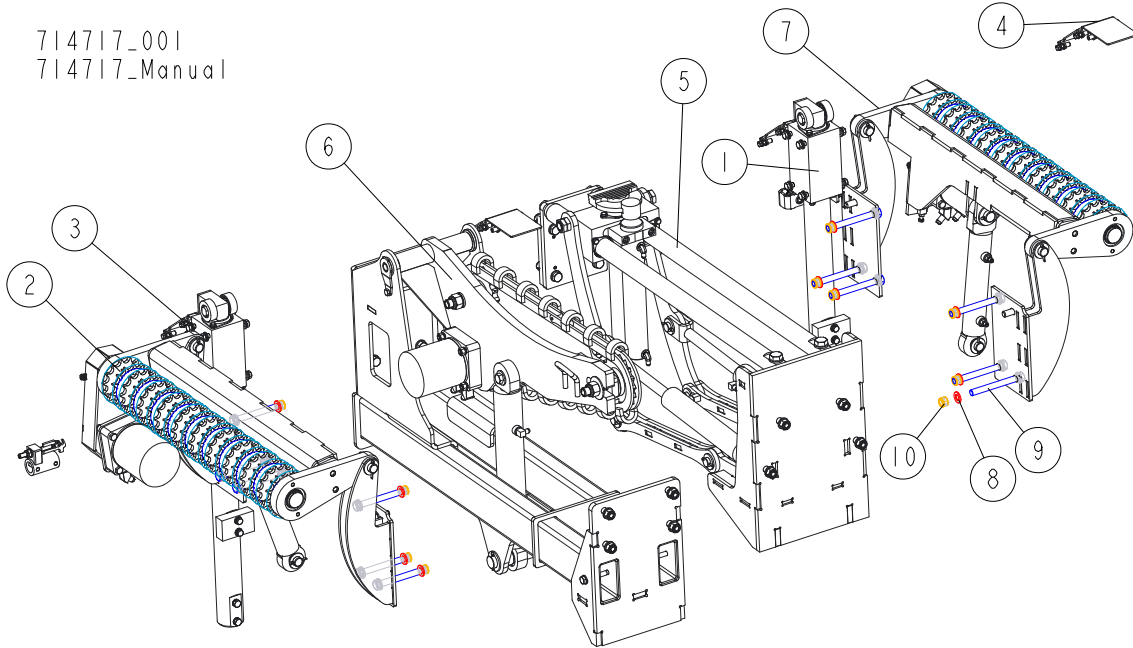
HYDRAULIC PUMP & HYDRAULIC BOX

Chain Turners Hydraulic Motors Connection

SECTION 8 HYDRAULIC KITS

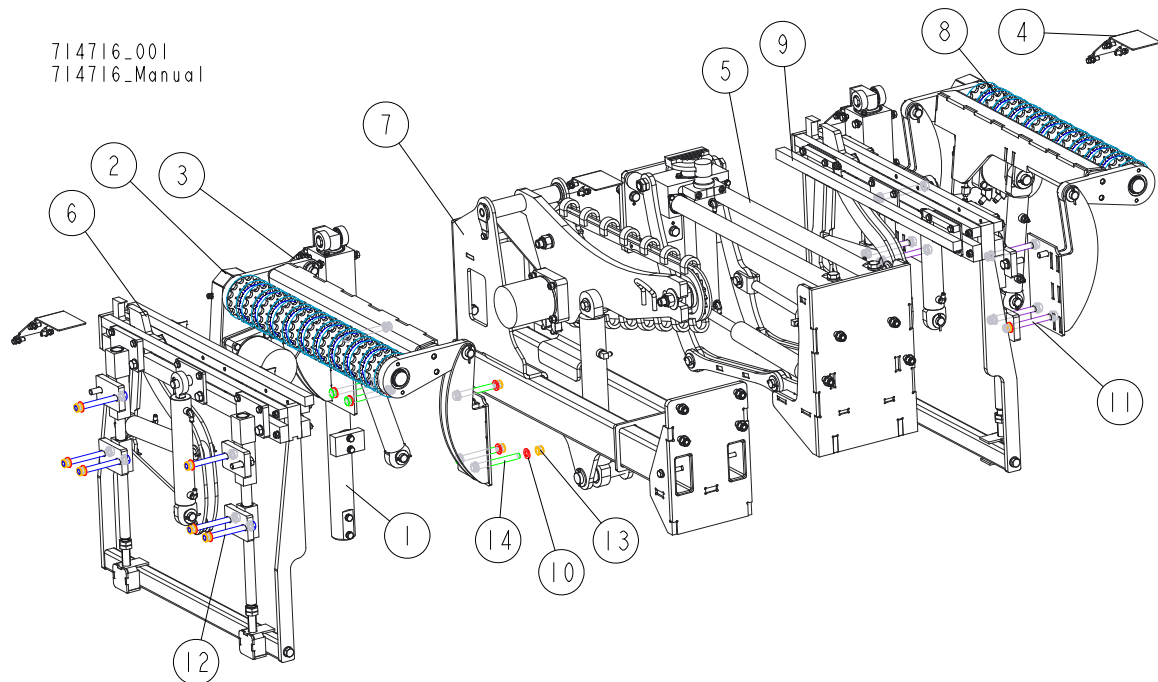
8.1 HS1 Hydraulic Kit

714717_001
 714717_Manual



REF.	DESCRIPTION (◆ Indicates Parts Available in Assemblies Only)	PART #	QTY
	HS1 HYDRAULIC KIT	714717	1
1	SUPPORT, SIDE - COMPLETE See Section 8.6	713114	2
2	ROLLER, LEFT DRIVEN LOG LEVELLING See Section 8.11	711517	1
3	COVER, CROSS BEAM - COMPLETE See Section 7.3	713150	2
4	PLATE, CROSS BEAM COVER - COMPLETE See Section 7.2	713152	4
5	CLAMP, WB2000 MIDDLE See Section 8.9	713762	1
6	TURNER, WB2000 CHAIN - COMPLETE See Section 8.13	713772	1
7	ROLLER, DRIVEN LOG LEVELLING See Section 8.11	710750	1
8	WASHER, 17 SPLIT LOCK ZINC	F81058-1	24
9	BOLT, M16X150 HEX HEAD ZINC	F81006-9	12
10	NUT, M16-8 HEX NYLON ZINC LOCK	F81036-2	12

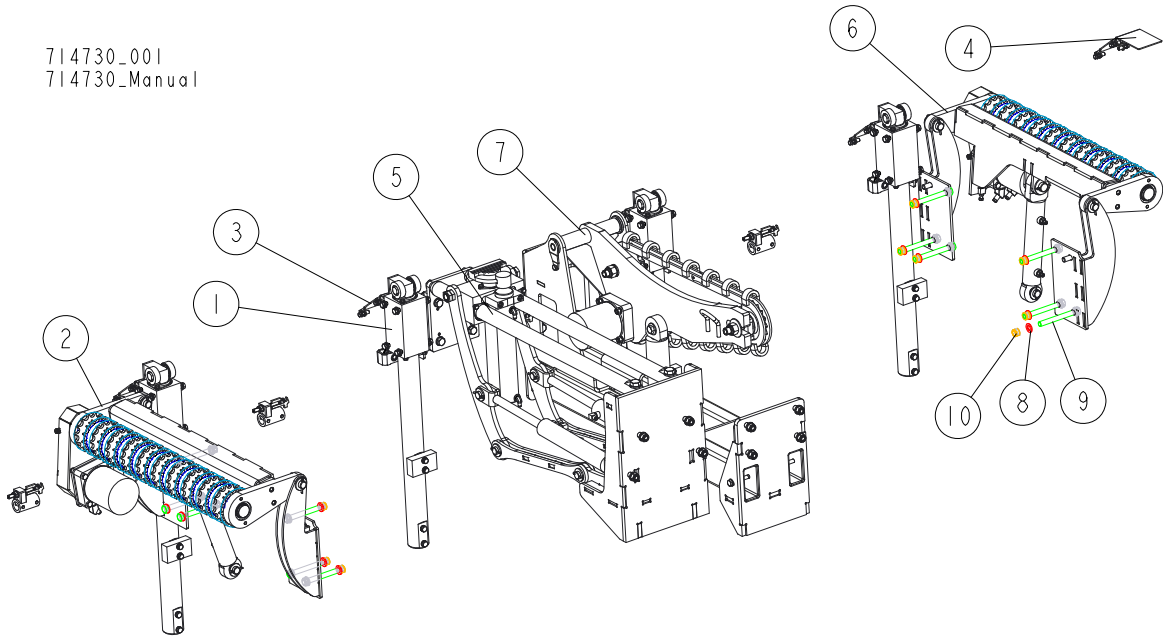
8.2 HS2 Hydraulic Kit



REF.	DESCRIPTION (◆ Indicates Parts Available in Assemblies Only)	PART #	QTY
	HS2 HYDRAULIC KIT	714716	1
1	SUPPORT, SIDE - COMPLETE See Section 8.6	713114	2
2	ROLLER, LEFT DRIVEN LOG LEVELLING See Section 8.11	711517	1
3	COVER, CROSS BEAM - COMPLETE See Section 7.3	713150	2
4	PLATE, CROSS BEAM COVER - COMPLETE See Section 7.2	713152	4
5	CLAMP, WB2000 MIDDLE See Section 8.9	713762	1
6	CLAMP, RIGHT PULL-DOWN - COMPLETE See Section 8.13	710777	1
7	TURNER, WB2000 CHAIN - COMPLETE See Section 8.10	713772	1
8	ROLLER, DRIVEN LOG LEVELLING See Section 8.11	710750	1
9	CLAMP, LEFT PULL-DOWN - COMPLETE	710776	1
10	WASHER, 17 SPLIT LOCK ZINC	F81058-1	36
11	BOLT, M16X170 HEX HEAD ZINC	F81006-39	6
12	BOLT, M16X160 HEX HEAD ZINC	F81006-20	6
13	NUT, M16-8 HEX NYLON ZINC LOCK	F81036-2	18
14	BOLT, M16X150 HEX HEAD ZINC	F81006-9	6

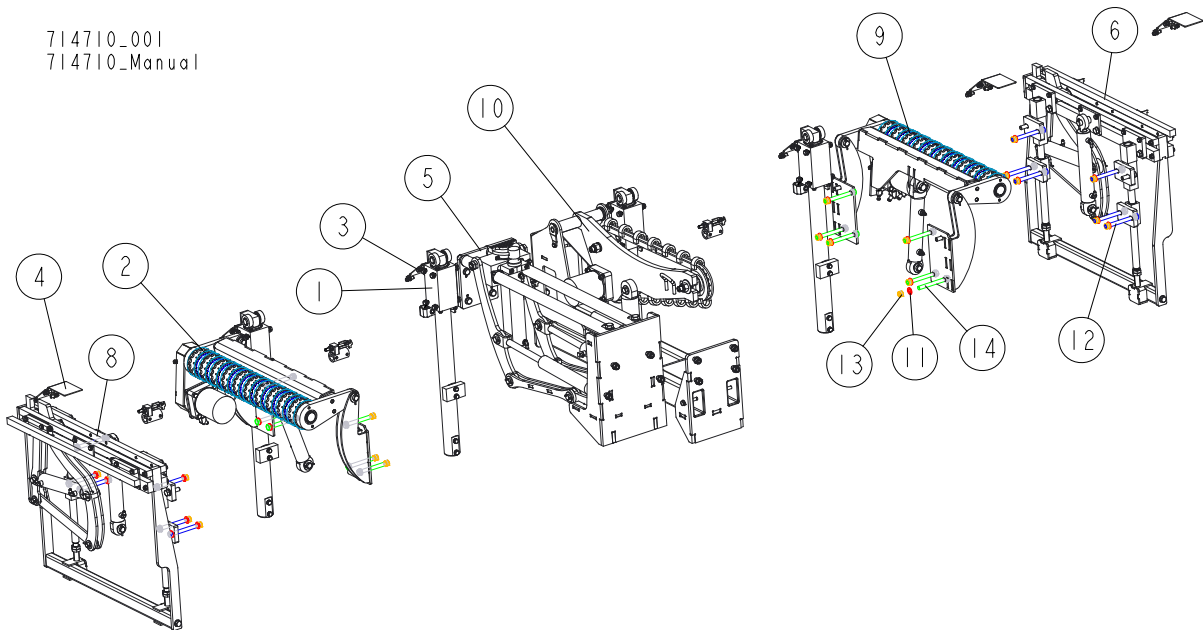
8.3 HS3 Hydraulic Kit

714730_001
 714730_Manual



REF.	DESCRIPTION (◆ Indicates Parts Available in Assemblies Only)	PART #	QTY
	HS3 HYDRAULIC KIT	714730	1
1	SUPPORT, SIDE - COMPLETE See Section 8.6	713114	4
2	ROLLER, LEFT DRIVEN LOG LEVELLING See Section 8.11	711517	1
3	COVER, CROSS BEAM - COMPLETE See Section 7.3	713150	4
4	PLATE, CROSS BEAM COVER - COMPLETE See Section 7.2	713152	4
5	CLAMP, WB2000 MIDDLE See Section 8.9	713762	1
6	ROLLER, DRIVEN LOG LEVELLING See Section 8.11	710750	1
7	TURNER, WB2000 CHAIN - COMPLETE See Section 8.10	713772	1
8	WASHER, 17 SPLIT LOCK ZINC	F81058-1	24
9	BOLT, M16X150 HEX HEAD ZINC	F81006-9	12
10	NUT, M16-8 HEX NYLON ZINC LOCK	F81036-2	12

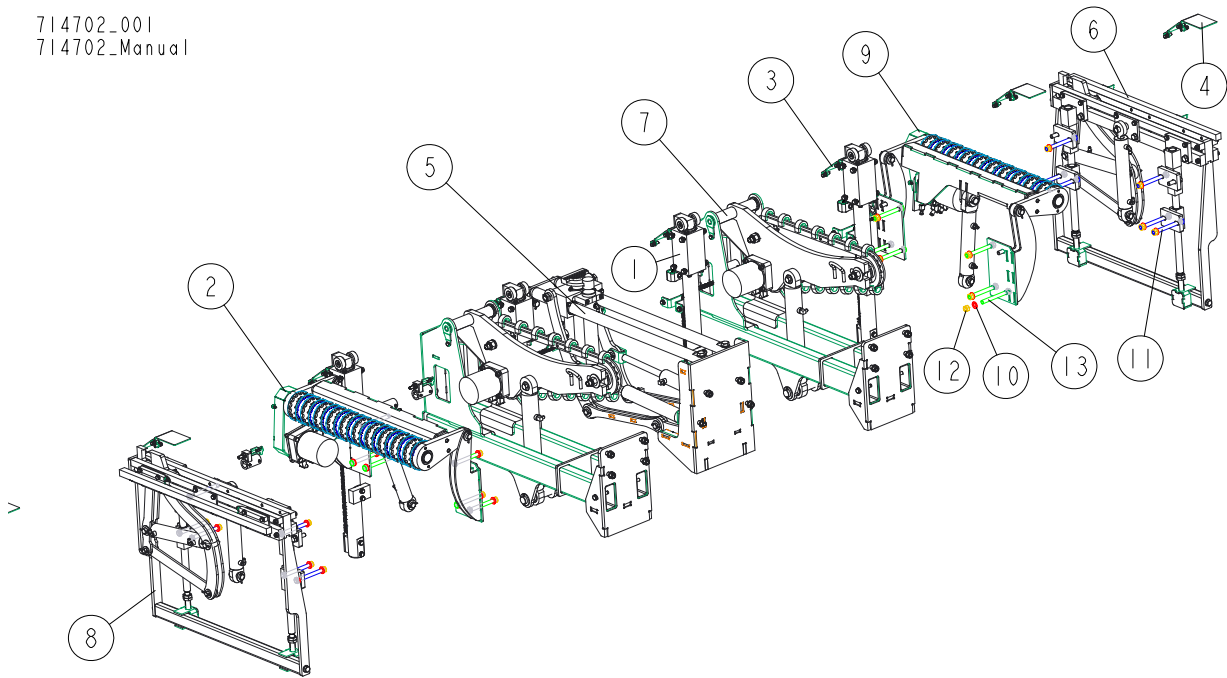
8.4 HS4 Hydraulic Kit

714710_001
714710_Manual

REF.	DESCRIPTION (◆ Indicates Parts Available in Assemblies Only)	PART #	QTY
	HS4 HYDRAULIC KIT	714710	1
1	SUPPORT, SIDE - COMPLETE See Section 8.6	713114	2
2	ROLLER, LEFT DRIVEN LOG LEVELLING See Section 8.11	711517	1
3	COVER, CROSS BEAM - COMPLETE See Section 7.3	713150	4
4	PLATE, CROSS BEAM COVER - COMPLETE See Section 7.2	713152	4
5	CLAMP, WB2000 MIDDLE See Section 8.9	713762	1
6	CLAMP, RIGHT PULL-DOWN - COMPLETE See Section 8.13	710777	1
7	SUPPORT, SIDE - COMPLETE See Section 8.6	713114	2
8	CLAMP, LEFT PULL-DOWN - COMPLETE See Section 8.13	710776	1
9	ROLLER, DRIVEN LOG LEVELLING See Section 8.11	710750	1
10	TURNER, WB2000 CHAIN - COMPLETE See Section 8.10	713772	1
11	WASHER, 17 SPLIT LOCK ZINC	F81058-1	42
12	BOLT, M16X160 HEX HEAD ZINC	F81006-20	12
13	NUT, M16-8 HEX NYLON ZINC LOCK	F81036-2	24
14	BOLT, M16X150 HEX HEAD ZINC	F81006-9	12

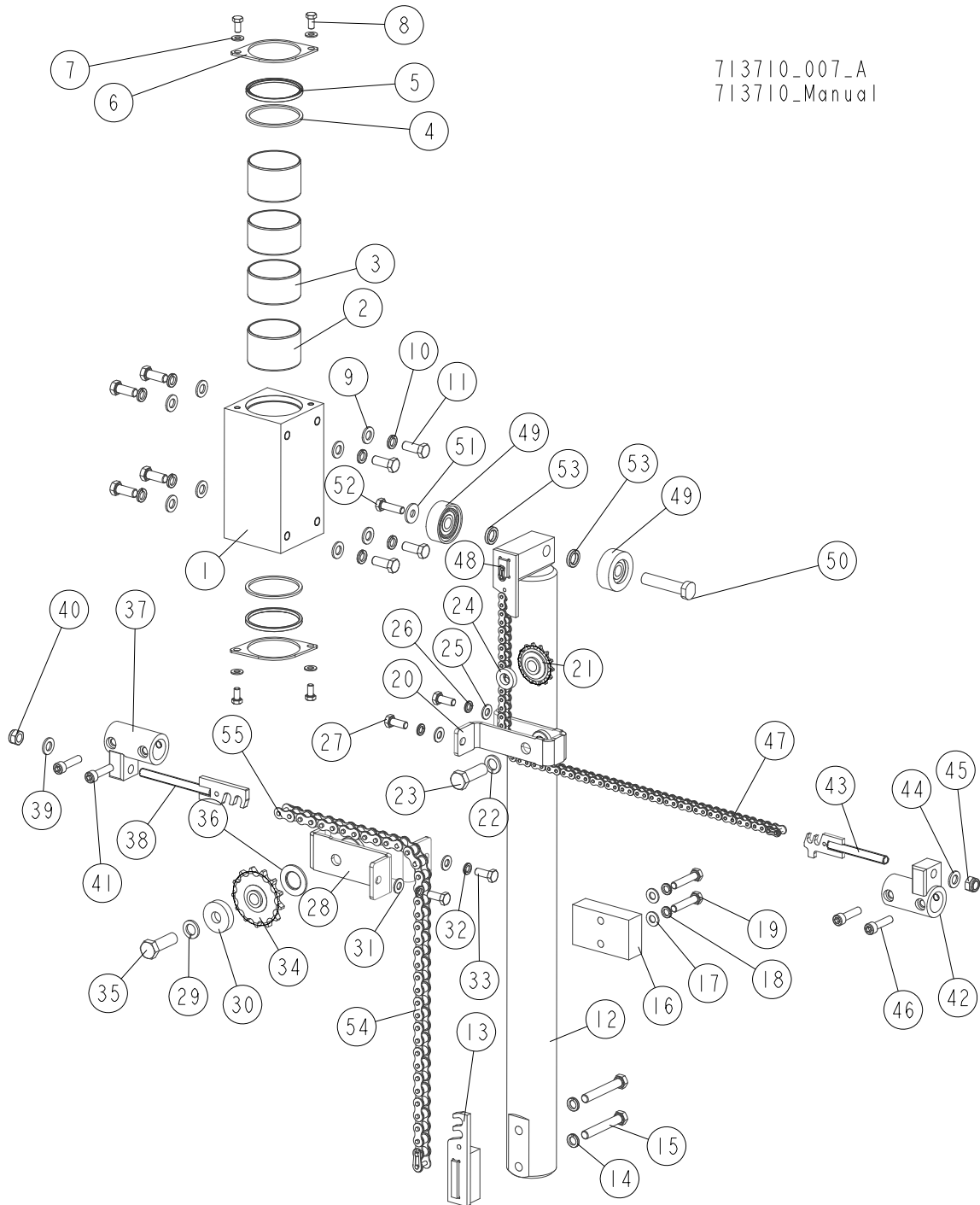
8.5 HS5 Hydraulic Kit

714702_001
714702_Manual



REF.	DESCRIPTION (◆ Indicates Parts Available in Assemblies Only)	PART #	QTY
	HS5 HYDRAULIC KIT	714702	1
1	SUPPORT, SIDE - COMPLETE See Section 8.6	713114	4
2	ROLLER, LEFT DRIVEN LOG LEVELLING See Section 8.11	711517	1
3	COVER, CROSS BEAM - COMPLETE See Section 7.3	713150	4
4	PLATE, CROSS BEAM COVER - COMPLETE See Section 7.2	713152	4
5	CLAMP, WB2000 MIDDLE See Section 8.9	713762	1
6	CLAMP, RIGHT PULL-DOWN - COMPLETE See Section 8.13	710777	1
7	TURNER, WB2000 CHAIN - COMPLETE See Section 8.10	713772	2
8	CLAMP, LEFT PULL-DOWN - COMPLETE See Section 8.13	710776	1
9	ROLLER, DRIVEN LOG LEVELLING See Section 8.11	710750	1
10	WASHER, 17 SPLIT LOCK ZINC	F81058-1	48
11	BOLT, M16X160 HEX HEAD ZINC	F81006-20	12
12	NUT, M16-8 HEX NYLON ZINC LOCK	F81036-2	24
13	BOLT, M16X150 HEX HEAD ZINC	F81006-9	12

8.6 Log Side Support



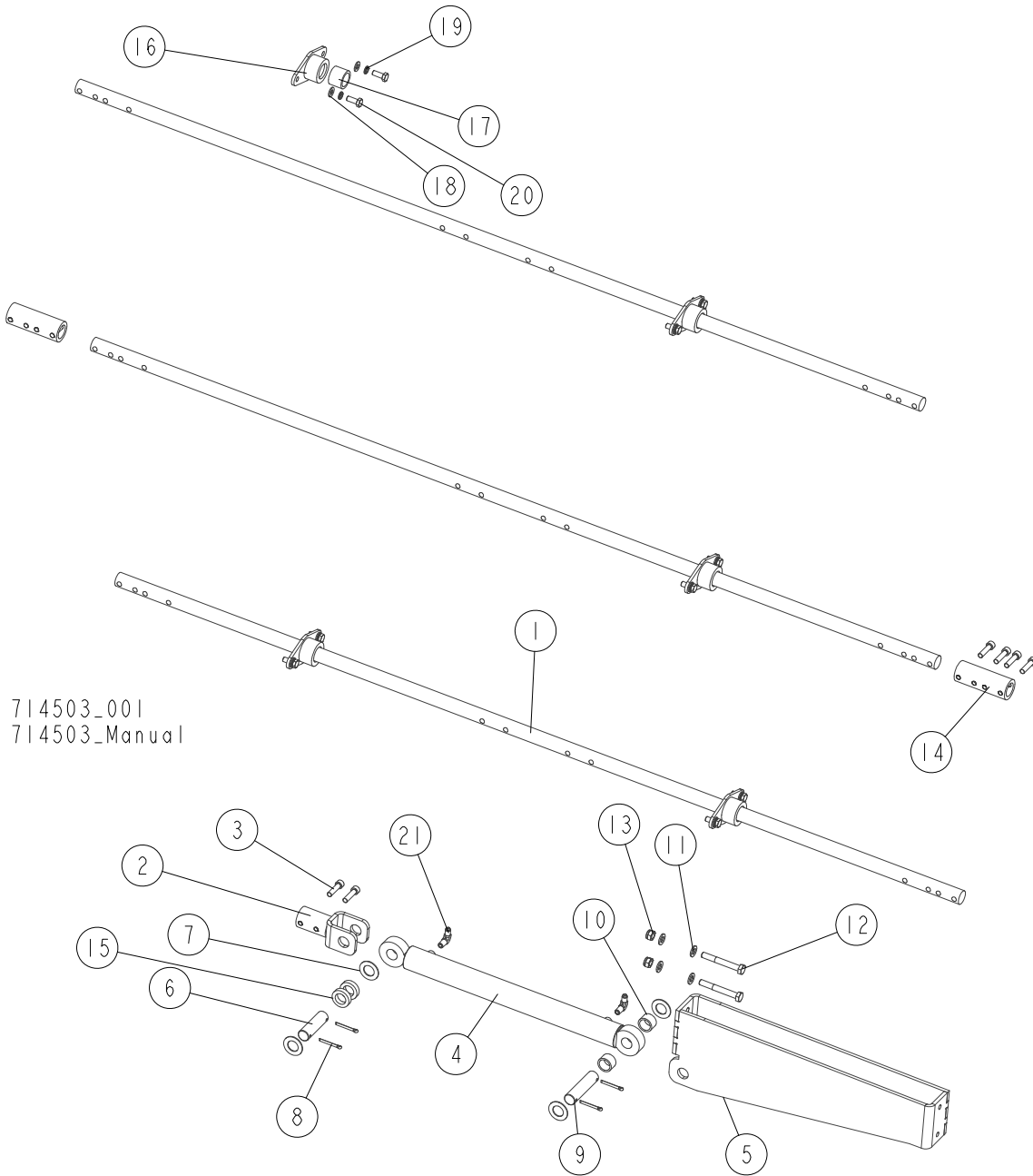
713710_007_A
713710_Manual

REF.	DESCRIPTION (◆ Indicates Parts Available in Assemblies Only)	PART #	QTY
	SUPPORT, SIDE - COMPLETE	713114	1
	BLOCK, SIDE SUPPORT GUIDE - COMPLETE	713108	1
	BLOCK, SIDE SUPPORT GUIDE W/BUSHINGS	713107-1	1
1	BLOCK, SIDE SUPPORT GUIDE	713146	1
2	BUSHING, 7050BS SELF-LUBRICATING	713131	2
3	BUSHING, 7040BS SELF-LUBRICATING	713130	2
4	WASHER, 71/80-3	713133	2
5	WIPER, ZZ 70X80X5/7 NBR	713134	2
6	PLATE, COVER	713132-1	2

REF.	DESCRIPTION (◆ Indicates Parts Available in Assemblies Only)	PART #	QTY	
7	WASHER, 8.4 FLAT ZINC	F81054-1	4	
8	BOLT, M8X16-8.8-B HEX HEAD FULL THREAD ZINC	F81002-20	4	
9	WASHER, 13 FLAT ZINC	F81056-1	8	
10	WASHER, Z12.2 SPLIT LOCK ZINC	F81056-2	8	
11	BOLT, M12X30 8.8 HEX HEAD FULL THREAD ZINC	F81004-22	8	
12	SUPPORT WELDMENT, SIDE	711965-1	1	
13	BRACKET, CHAIN	714767-1	1	
14	WASHER, Z12.2 SPLIT LOCK ZINC	F81056-2	2	
15	BOLT, M12X80-8.8 HEX HEAD ZINC	F81004-46	2	
16	BLOCK, SIDE SUPPORT POLYAMIDE	713106	1	
17	WASHER, 10.5 FLAT ZINC	F81055-1	2	
18	WASHER, Z 10.2 SPLIT LOCK ZINC	F81055-2	2	
19	BOLT, M10X50-8.8 HEX HEAD FULL THREAD ZINC	F81003-4	2	
	SPROCKET ASSEMBLY	711976	1	
20	BRACKET WELDMENT, LEFT SPROCKET MOUNT	713099-1	1	
21	SPROCKET, 08B Z=14	711991	1	
22	WASHER, 16.3 SPLIT LOCK ZINC	F81058-2	1	
23	BOLT, M16X50-8.8 HEX HEAD FULL THREAD ZINC	F81006-38	1	
24	WASHER, 16.5/30-6 ZINC-PLATED	711977-1	1	
25	WASHER, 10.5 FLAT ZINC	F81055-1	2	
26	WASHER, Z 10.2 SPLIT LOCK ZINC	F81055-2	2	
27	BOLT, M10X25 8.8 HEX HEAD FULL THREAD ZINC	F81003-11	2	
	SPROCKET ASSEMBLY	714758	1	
28	BRACKET, LEFT SPROCKET MOUNT	714759-1	1	
29	WASHER, 16.3 SPLIT LOCK ZINC	F81058-2	1	
30	BUSHING, ZINC-PLATED SPECIAL	714776-1	1	
31	WASHER, 10.5 FLAT ZINC	F81055-1	2	
32	WASHER, Z 10.2 SPLIT LOCK ZINC	F81055-2	2	
33	BOLT, M10X25 8.8 HEX HEAD FULL THREAD ZINC	F81003-11	2	
34	SPROCKET, 12B1 Z=13	713045	1	
35	BOLT, M16X50-8.8 HEX HEAD FULL THREAD ZINC	F81006-38	1	
36	WASHER, 26X45X3	714775	1	
	TENSIONER, CHAIN - COMPLETE	714762	1	
37	BRACKET WELDMENT, CHAIN TENSIONER	713094-1	1	
38	TENSIONER, 12B CHAIN	714764-1	1	
39	WASHER, 13 FLAT ZINC	F81056-1	1	
40	NUT, M12 8 HEX NYLON ZINC LOCK	F81034-2	1	
41	SCREW, M10X40-8.8 HEX SOCKET HEAD CAP ZINC	F81003-22	2	
	TENSIONER ASSEMBLY, CHAIN	711984	1	
42	BRACKET WELDMENT, CHAIN TENSIONER	713094-1	1	
43	TENSIONER, CHAIN	711641-1	1	
44	WASHER, 13 FLAT ZINC	F81056-1	1	
45	NUT, M12 8 HEX NYLON ZINC LOCK	F81034-2	1	
46	SCREW, M10X40-8.8 HEX SOCKET HEAD CAP ZINC	F81003-22	2	
47	CHAIN, 08B-1, L=710.5MM IWIS	713637	1	
48	LINK, 08B-1PZ MASTER	091625	2	
49	ROLLER, SIDE SUPPORT	015014-1	2	
50	BOLT, WB2000 SIDE SUPPORT	714661-1	1	

REF.	DESCRIPTION (◆ Indicates Parts Available in Assemblies Only)	PART #	QTY	
51	WASHER, 10.5 SPECIAL FLAT ZINC	F81055-6	1	
52	BOLT, M10X35 8.8 HEX HEAD FULL THREAD ZINC	F81003-17	1	
53	BUSHING	095937-1	2	
54	CHAIN, 12B-1 L=680MM	714761	1	
55	LINK, 12B-1PZ MASTER	090713	2	

8.7 Side Support Drive Assembly



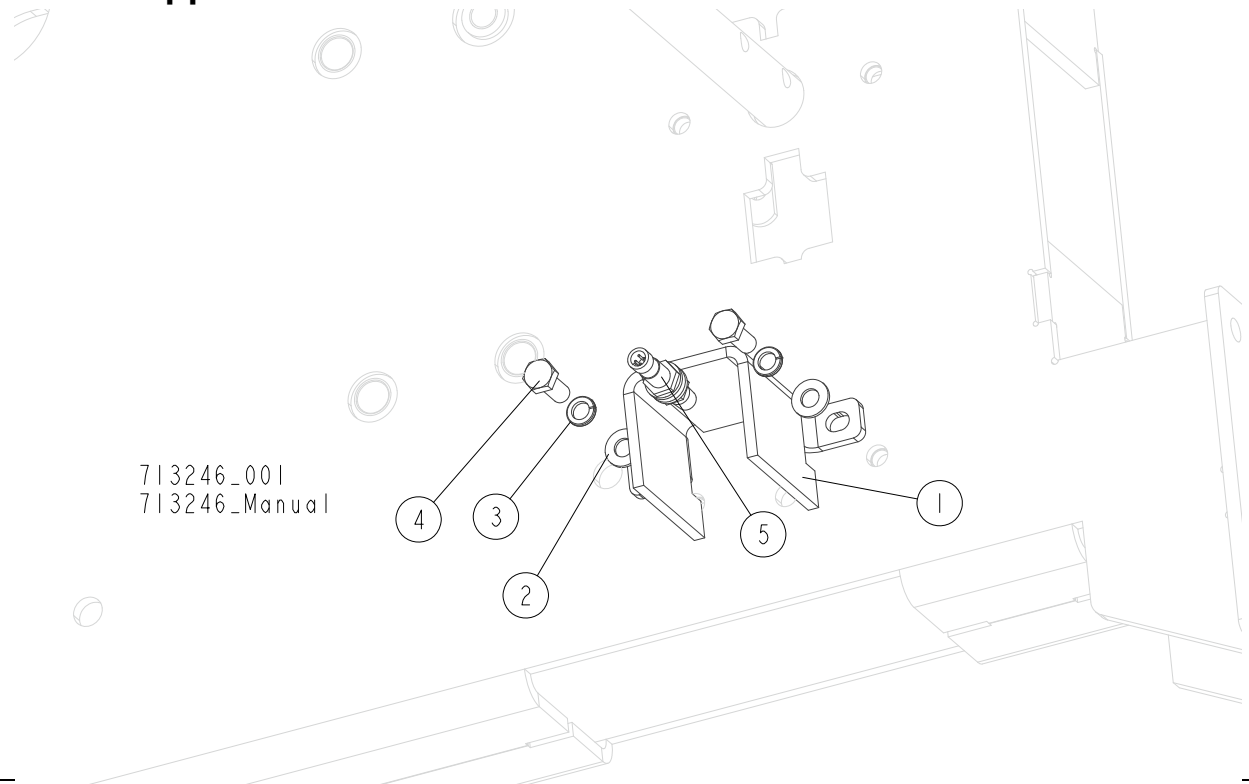
714503_001
714503_Manual

REF.	DESCRIPTION (◆ Indicates Parts Available in Assemblies Only)	PART #	QTY	QTY
	DRIVE ASSEMBLY, SIDE SUPPORT ("M" FRAME)	711989	1	-
	DRIVE ASSEMBLY, SIDE SUPPORT ("S" FRAME)	714670	-	1
1	ROD, SIDE SUPPORT DRIVE	713828-1	4	3
2	BRACKET WELDMENT, CYLINDER	713101-1	1	1
3	SCREW, M10X40-8.8 HEX SOCKET HEAD CAP ZINC	F81003-22	14	10
4	CYLINDER, CJ-S411-16-40/28/350 HYDRAULIC	713533 ¹	1	1
5	BRACKET, HYDRAULIC CYLINDER	713750-1	1	1
6	PIN, 25X85.5	713111-1	1	1
7	WASHER, 25.1X44X2	711319	4	4

REF.	DESCRIPTION (◆ Indicates Parts Available in Assemblies Only)	PART #	QTY	QTY
8	PIN, S-FE 5X40 COTTER	F81043-31	4	4
9	PIN, 25X107.5	713112-1	1	1
10	BUSHING, 25.5/30-18 ZINC-PLATED	502645-1	2	2
11	WASHER, 13 FLAT ZINC	F81056-1	4	4
12	BOLT, M12X90 8.8 HEX HEAD ZINC	F81004-2	2	2
13	NUT, M12 8 HEX NYLON ZINC LOCK	F81034-2	2	2
14	BUSHING, SIDE SUPPORT DRIVE	711996-1	3	2
15	BUSHING, 25.8/36-10 ZINC-PLATED	088074-1	2	2
	BUSHING ASSEMBLY, ROD SLIDE	713098	8	6
16	BUSHING WELDMENT, ROD SLIDE	711988-1	1	1
17	BUSHING, 30.1/40-30	711985	1	1
18	WASHER, 10.5 FLAT ZINC	F81055-1	2	2
19	WASHER, Z 10.2 SPLIT LOCK ZINC	F81055-2	2	2
20	BOLT, M10X25 8.8 HEX HEAD FULL THREAD ZINC	F81003-11	2	2
21	FITTING, 1/4NPTX1/4JIC MALE ELBOW	P09142	2	2

¹ Seal kit - Part No. 714911

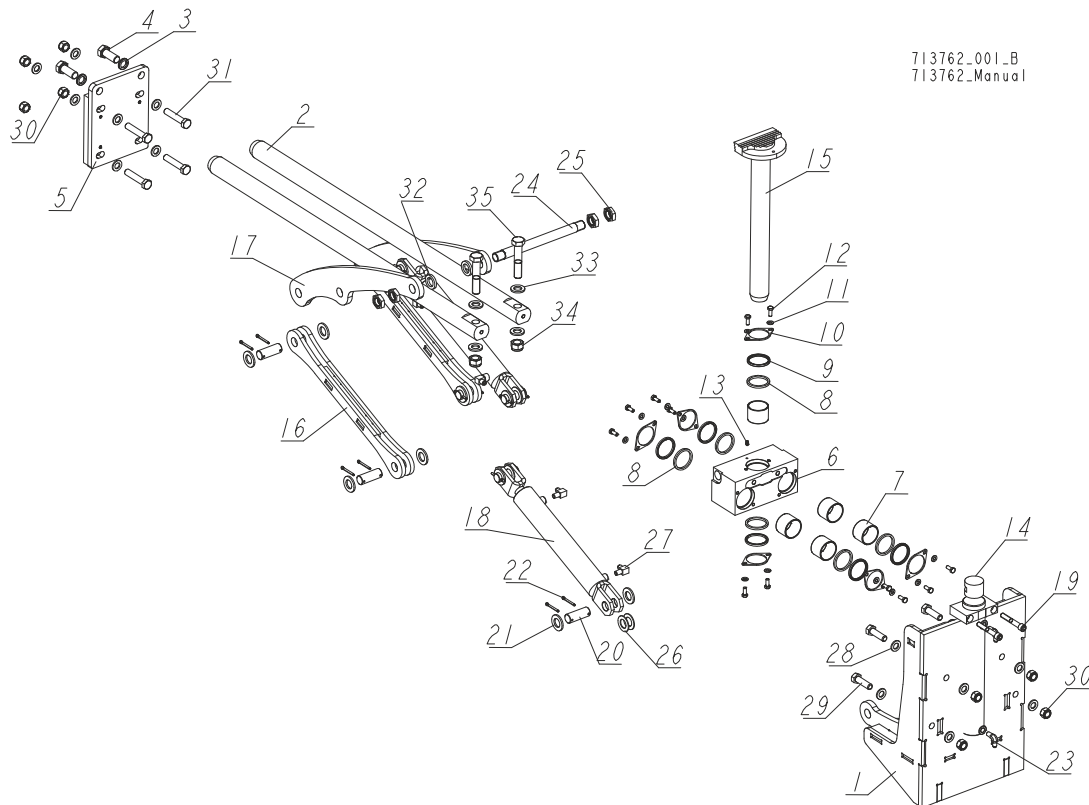
8.8 Side Support Sensor



REF.	DESCRIPTION (◆ Indicates Parts Available in Assemblies Only)	PART #	QTY
	SENSOR, SIDE SUPPORT - COMPLETE	713246 ¹	1
1	GUARD, SIDE SUPPORT SENSOR	713218-1	1
2	WASHER, 10.5 FLAT ZINC	F81055-1	2
3	WASHER, Z 10.2 SPLIT LOCK ZINC	F81055-2	2
4	BOLT, M10X25 8.8 HEX HEAD FULL THREAD ZINC	F81003-11	2
5	SENSOR, BES M12MG-PSC80F-S04G INDUCTIVE	093168	1

¹ Not in the EC version

8.9 WB2000 Middle Log Clamp

713762_001_B
713762_Manual

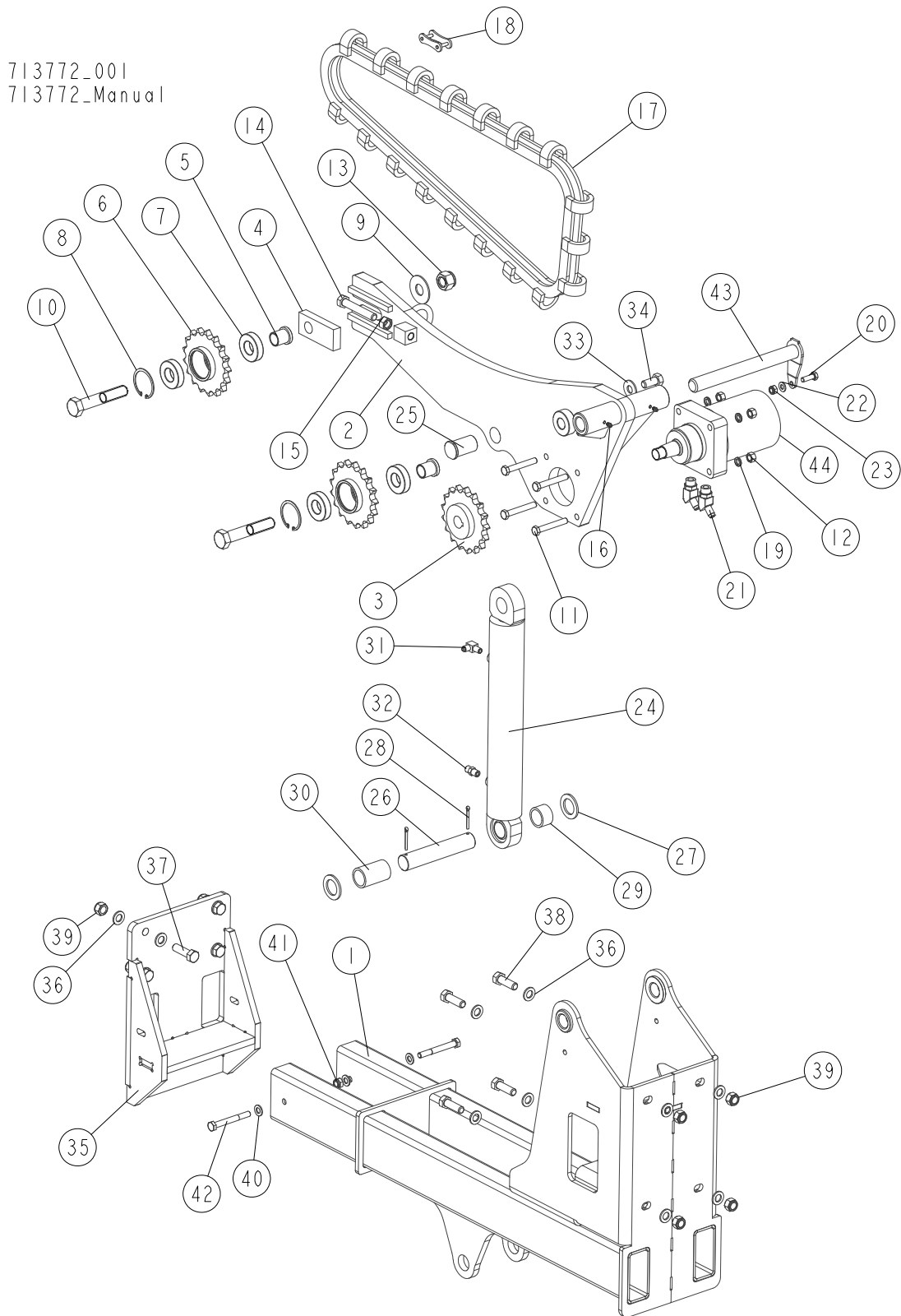
REF.	DESCRIPTION (◆ Indicates Parts Available in Assemblies Only)	PART #	QTY
	CLAMP, WB2000 MIDDLE	713762	1
1	MOUNT WELDMENT, MIDDLE CLAMP	713763-1	1
2	ROD, LOG CLAMP HORIZONTAL	710731	2
3	WASHER, 20.5 SPLIT LOCK ZINC	F81059-1	2
4	BOLT, M20x50 8.8 Fe/2.5 HEX HEAD FULL THREAD	F81007-17	2
5	PLATE, MOUNTING	713771-1	1
	BLOCK, STEEL W/BUSHINGS - COMPLETE	711599	1
	BLOCK, STEEL W/BUSHINGS	711598-1	1
6	BLOCK, STEEL	711577	1
7	BUSHING, 5040BS SELF-LUBRICATING	088660	6
8	WASHER, 51/60-5	089324	2
9	RING, ZZ 50x60x5/7 NBR WIPER	088587	6
10	WASHER, WIPER (WIDE)	711166	4
11	PLATE, COVER	088887-1	6
12	WASHER, 8.4 FLAT ZINC	F81054-1	12
13	BOLT, M8x20-8.8-B HEX HEAD FULL THREAD ZINC	F81002-4	12
14	FITTING, 3/16X3/16 STRAIGHT GREASE	P04107	1
15	CYLINDER, CJ-S582-16-50/35/300	711617 ¹	1
16	ROD ASSEMBLY, VERTICAL	710735-1	1
17	ARM WELDMENT, LOG CLAMP	711580-1	2
18	ARM, LOG CLAMP	711602-1	2
19	CYLINDER, CJ-S606-16-50/28/250	711594 ²	2

REF.	DESCRIPTION (◆ Indicates Parts Available in Assemblies Only)	PART #	QTY	
20	SCREW, M12x80-8.8 HEX SOCKET HEAD CAP ZINC	F81004-20	2	
21	PIN, 25X67	711605-1	8	
22	WASHER, 25 ZINC-PLATED	F81061-3	16	
23	PIN, S-FE 5X40 COTTER	F81043-31	16	
24	FITTING, 1/4NPTX1/4JIC MALE ELBOW	P09142	2	
25	SHAFT, MAIN CLAMP	711606-1	1	
26	NUT, M24-04-B HEX THIN ZINC	F81039-3	4	
27	WASHER, 25.1x44x2	711319	8	
28	FITTING, 3/8JIC-1/4NPT 90L	015491	4	
29	WASHER, 17 SPLIT LOCK ZINC	F81058-1	15	
30	BOLT, M16x55-8.8 HEX HEAD FULL THREAD ZINC	F81006-61	4	
31	NUT, M16-8 HEX NYLON ZINC LOCK	F81036-2	8	
32	BOLT, M16x80 8.8-B HEX HEAD FULL THREAD ZINC	F81006-11	4	
33	WASHER, 26/35-1 NYLON	714532	2	
34	WASHER, 21 FLAT ZINC	F81059-2	4	
35	NUT, M20-8-A HEX NYLON ZINC LOCK	F81037-2	2	
36	BOLT, M20X100-8.8 HEX HEAD ZINC	F81007-6	2	

¹ Seal kit - Part No. 714910

² Seal kit - Part No. 714909

8.10 Chain Log Turner

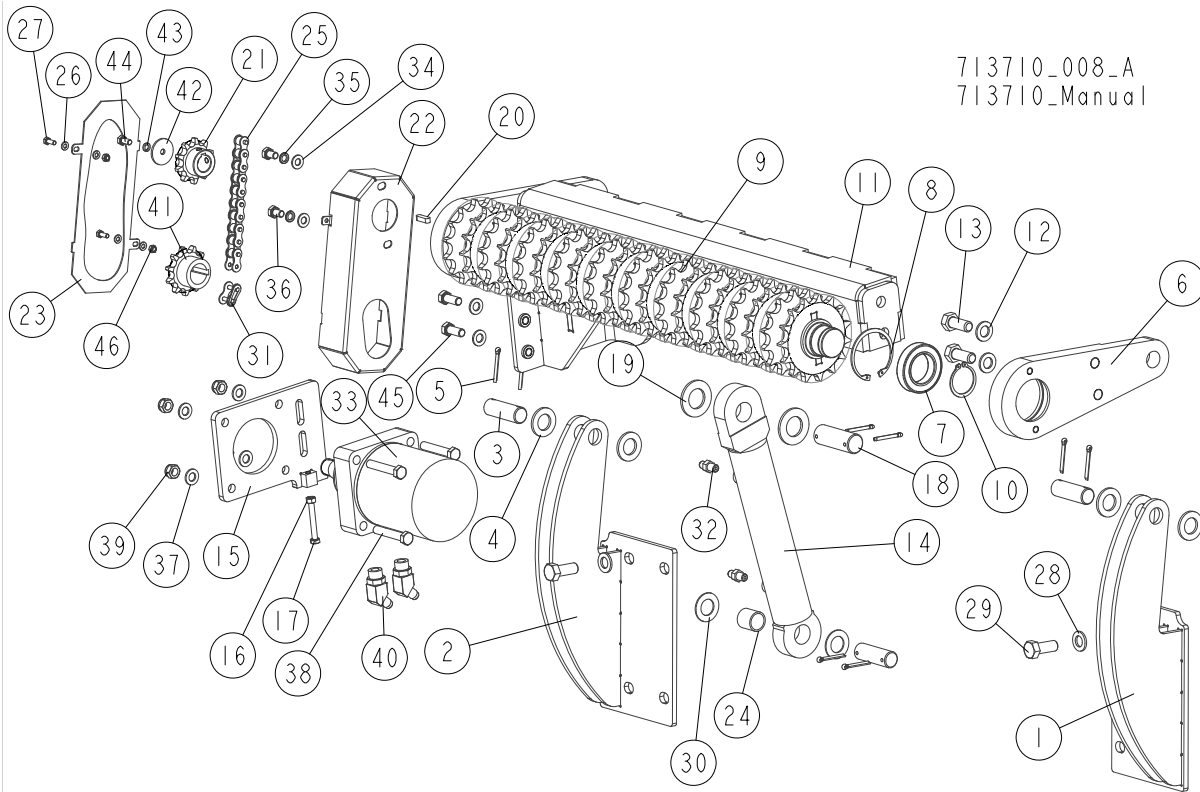


REF.	DESCRIPTION (◆ Indicates Parts Available in Assemblies Only)	PART #	QTY
	TURNER, WB2000 CHAIN - COMPLETE	713772	1
1	MOUNT WELDMENT, CHAIN TURNER	713773-1	1
	TURNER, WB2000 CHAIN	710490	1

REF.	DESCRIPTION (◆ Indicates Parts Available in Assemblies Only)	PART #	QTY
2	ARM WELDMENT, CHAIN LOG TURNER	710495-1	1
3	SPROCKET, LOG TURNER	092339	1
4	PLATE, LOG TURNER CHAIN TENSION	095664-1	1
5	BUSHING, LOG TURNER	095663-1	2
	COMPLETE SPROCKET	092399	2
6	SPROCKET W/HUB	093290	1
7	BEARING, 6206 25 IN	093292	2
8	RING, 62W INSIDE RETAINING	F81090-1	1
9	WASHER, 25X63 ZINC-PLATED	088585-1	1
10	BOLT, M24X120-8.8 HEX HEAD	F81009-4	2
11	BOLT, M12X80-8.8 HEX HEAD ZINC	F81004-46	4
12	NUT, M12-8-B HEX ZINC	F81034-1	4
13	NUT, M24 PN-EN ISO 7040 NYLON	F81039-8	2
14	BOLT, M16X100-8.8 HEX HEAD FULL THREAD ZINC	F81006-2	1
15	NUT, M16-8 HEX ZINC	F81036-1	1
16	FITTING, M6 TYPE A STRAIGHT GREASE	086280	2
17	CHAIN, LOG TURNER	711157	1
18	LINK, MASTER	093427	1
19	WASHER, Z12.2 SPLIT LOCK ZINC	F81056-2	4
20	BOLT, M10X30 5.8 HEX HEAD FULL THREAD ZINC	F81003-2	1
21	FITTING, #10SAE-3/8JIC 45 ELBOW	034538	2
22	WASHER, 10.5 FLAT ZINC	F81055-1	1
23	NUT, M10-8-B HEX NYLON ZINC LOCK	F81033-1	1
24	CYLINDER, CJ-SXXX-16-63/36/250 HYDRAULIC PISTON	713536 ¹	1
25	PIN, 35X70 DIA. 40-5 ZINC-PLATED	710792-1	1
26	PIN, 34.9X188 ZINC-PLATED	710972-1	1
27	WASHER, 35.2/55-4 ZINC-PLATED	507582-1	2
28	PIN, S-FE 5X40 COTTER	F81043-31	2
29	BUSHING, 35/44X27.5	710983-1	1
30	BUSHING, 35/44X69.5	710984-1	1
31	FITTING, 3/8JIC-1/4NPT 90L	015491	1
32	FITTING, 3/8JIC-1/4NPT STRAIGHT	015560	1
33	WASHER, 17/40-3 ZINC-PLATED	089360-1	1
34	SCREW, ISO 4017-M16X35-8.8-A2E HEX HEAD	F81006-45	1
35	BRACKET, CHAIN LOG TURNER	713781-1	1
36	WASHER, 17 SPLIT LOCK ZINC	F81058-1	16
37	BOLT, M16X55-8.8 HEX HEAD FULL THREAD ZINC	F81006-61	4
38	BOLT, M16X50-8.8 HEX HEAD FULL THREAD ZINC	F81006-7	4
39	NUT, M16-8 HEX NYLON ZINC LOCK	F81036-2	8
40	WASHER, 13 FLAT ZINC	F81056-1	4
41	NUT, M12-8 HEX NYLON ZINC LOCK	F81034-2	2
42	BOLT, M12X100-8.8 HEX HEAD ZINC	F81004-3	2
43	PIN, 30X290 W/PLATE	710505-1	1
44	MOTOR, TG0475US080AABP HYDRAULIC	007331-2	1

¹ Seal kit - Part No. 714908

8.11 Driven Log Levelling Rollers - Left and Right



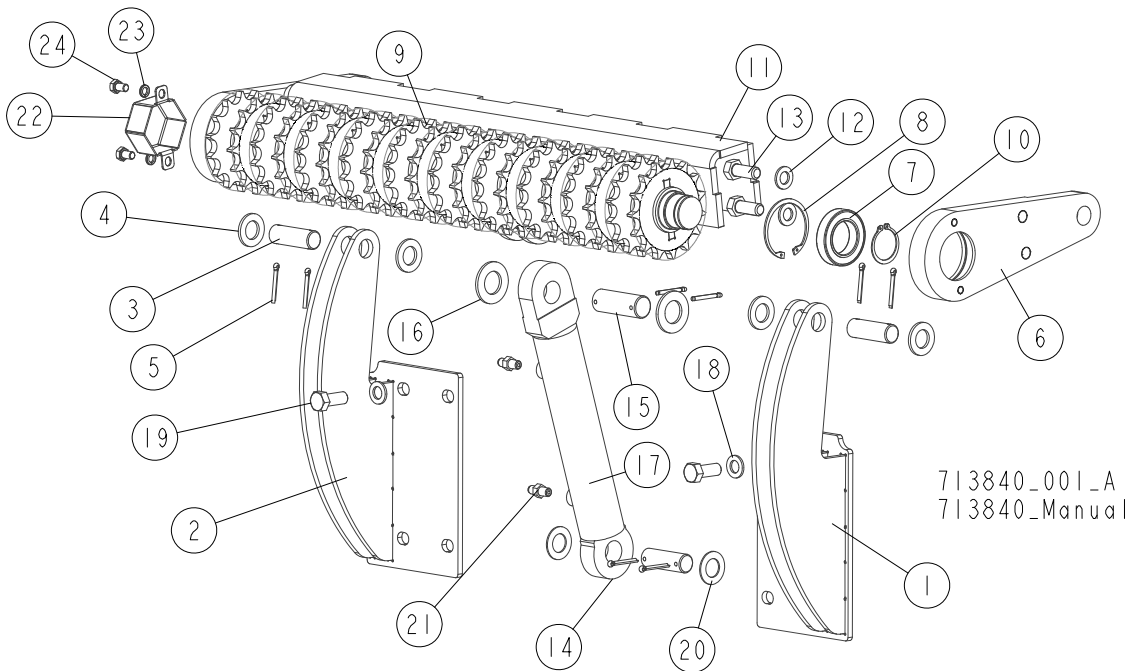
713710_008_A
713710_Manual

REF.	DESCRIPTION (◆ Indicates Parts Available in Assemblies Only)	PART #	QTY	QTY
	ROLLER, LEFT DRIVEN LOG LEVELLING	711517	1	-
	ROLLER, RIGHT DRIVEN LOG LEVELLING	710750	-	1
1	MOUNT WELDMENT, RIGHT	710531-1	1	1
2	MOUNT WELDMENT, LEFT	710749-1	1	1
3	PIN, 24.9X75 ZINC-PLATED	088659-1	3	3
4	WASHER, 25 ZINC-PLATED	F81061-3	4	4
5	PIN, S-FE 5X40 COTTER	F81043-31	8	8
	ARM, LEFT LOG LEVELLING ROLLER - COMPLETE	711522	1	-
	ARM, LEFT DRIVEN LOG LEVELLING ROLLER - COMPLETE	710748	-	1
	BRACKET WELDMENT, DRIVEN LOG LEVELLING ROLLER	710747	2	2
6	BRACKET, ROLLER	710746-1	1	1
7	BEARING, 6009.2RSR (FAG) ROLLING	096025	1	1
8	RING, W 75 INSIDE RETAINING	F81090-41	1	1
9	ROLLER, DRIVEN LOG LEVELLING - COMPLETE	710716-1	1	1
10	RING, Z 45 OUTSIDE RETAINING	F81090-32	2	2
11	MOUNT WELDMENT, CYLINDER - LEFT	711518-1	1	-
	MOUNT WELDMENT, CYLINDER	710755-1	-	1
12	WASHER, 17 SPLIT LOCK ZINC	F81058-1	4	4
13	BOLT, M16x40-8.8 HEX HEAD FULL THREAD ZINC	F81006-13	4	4
14	CYLINDER, CJ-S579-16-50/28/145 HYDRAULIC PISTON	713535 ¹	1	1
15	PLATE WELDMENT, HYDRAULIC MOTOR	711917-1	1	1
16	NUT, M8-8-B HEX ZINC	F81032-1	1	1
17	BOLT, M8X65 8.8 HEX HEAD FULL THREAD ZINC	F81002-9	1	1

REF.	DESCRIPTION (◆ Indicates Parts Available in Assemblies Only)	PART #	QTY	QTY
18	PIN, 30X83	710799-1	1	1
19	WASHER, 31 FLAT ZINC	F81061-9	2	2
20	KEY, A8X7X28 PARALLEL	096035	1	1
21	SPROCKET, 12B Z10	710901	1	1
22	GUARD, ROLLER CHAIN - RIGHT	711919-1	1	-
	GUARD, ROLLER CHAIN - RIGHT	711942-1	-	1
23	PLATE, FRONT GUARD	711921-1	1	1
24	BUSHING, 25/30-30 ZINC-PLATED	710974-1	1	1
25	CHAIN, 12B-1 (25-LINK)	711190	1	1
26	WASHER, 6.4 FLAT ZINC	F81053-1	4	4
27	BOLT, M6X16-8.8 HEX HEAD FULL THREAD ZINC	F81001-15	2	2
28	WASHER, 17 SPLIT LOCK ZINC	F81058-1	2	2
29	BOLT, M16X40-8.8 HEX HEAD FULL THREAD ZINC	F81006-13	2	2
30	WASHER, 25.1X44X2	711319	2	2
31	LINK, 12B-1PZ MASTER	090713	1	1
32	FITTING, 1/4NPTX1/4JIC MALE	P09143	2	2
33	MOTOR, TG0475US080AABP HYDRAULIC	007331-2	1	1
34	WASHER, 10.5 FLAT ZINC	F81055-1	2	2
35	WASHER, Z 10.2 SPLIT LOCK ZINC	F81055-2	2	2
36	BOLT, M10X16-8.8 HEX HEAD FULL THREAD ZINC	F81003-13	2	2
37	WASHER, 13 FLAT ZINC	F81056-1	6	6
38	BOLT, M12X70-8.8 HEX HEAD ZINC	F81004-39	4	4
39	NUT, M12 8 HEX NYLON ZINC LOCK	F81034-2	4	4
40	FITTING, #10SAE-3/8JIC 45 ELBOW	034538	2	2
41	SPROCKET, 12B Z11 HYDRAULIC MOTOR	711915	1	1
42	WASHER, 8.3/40-3 ZINC-PLATED	094128-1	1	1
43	WASHER, 8.2 SPLIT LOCK ZINC	F81054-4	1	1
44	BOLT, M8X16-8.8-B HEX HEAD FULL THREAD ZINC	F81002-20	1	1
45	BOLT, M12x30-8.8 HEX HEAD FULL THREAD ZINC	F81004-22	2	2
46	NUT, M6-8-B HEX NYLON ZINC LOCK	F81031-2	2	2

¹ Seal kit - Part No. 714907

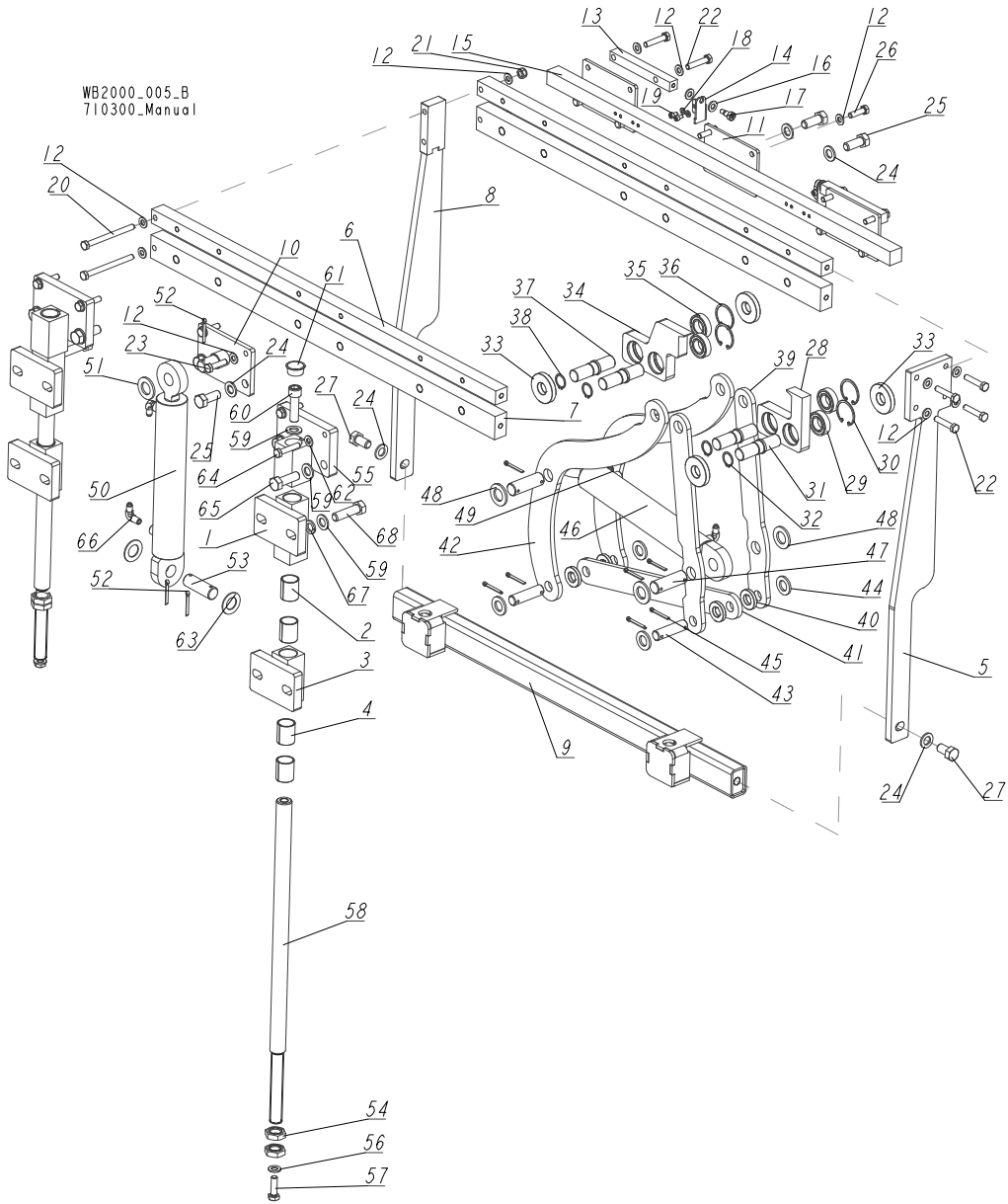
8.12 Log Levelling Roller



REF.	DESCRIPTION (◆ Indicates Parts Available in Assemblies Only)	PART #	QTY
	ROLLER, LOG LEVELLING	713840	1
1	MOUNT WELDMENT, RIGHT	710531-1	1
2	MOUNT WELDMENT, LEFT	710749-1	1
3	PIN, 24.9X75 ZINC-PLATED	088659-1	3
4	WASHER, 25 ZINC-PLATED	F81061-3	4
5	PIN, S-FE 5X40 COTTER	F81043-31	8
	ARM, LOG LEVELLING ROLLER - COMPLETE	713841	1
	BRACKET WELDMENT, LOG LEVELLING ROLLER	710747	2
6	BRACKET, ROLLER	710746-1	1
7	BEARING, 6009.2RSR (FAG) ROLLING	096025	1
8	RING, W 75 INSIDE RETAINING	F81090-41	1
9	ROLLER, DRIVEN LOG LEVELLING - COMPLETE	710716-1	1
10	RING, Z 45 OUTSIDE RETAINING	F81090-32	2
11	MOUNT WELDMENT, CYLINDER	713842-1	1
12	WASHER, 17 SPLIT LOCK ZINC	F81058-1	4
13	BOLT, M16X40-8.8 HEX HEAD FULL THREAD ZINC	F81006-13	4
14	CYLINDER, CJ-S579-16-50/28/145 HYDRAULIC PISTON	713535	1
15	PIN, 30X83	710799-1	1
16	WASHER, 31 FLAT ZINC	F81061-9	2
17	BUSHING, 25/30-30 ZINC-PLATED	710974-1	1
18	WASHER, 17 SPLIT LOCK ZINC	F81058-1	2
19	BOLT, M16X40-8.8 HEX HEAD FULL THREAD ZINC	F81006-13	2
20	WASHER, 25.1X44X2	711319	2
21	FITTING, 1/4NPTX1/4JIC MALE	P09143	2
22	GUARD	714626-1	1
23	WASHER, 10.2 SPLIT LOCK ZINC	F81055-2	2

REF.	DESCRIPTION (◆ Indicates Parts Available in Assemblies Only)	PART #	QTY	
24	BOLT, M10x16-8.8 HEX HEAD FULL THREAD ZINC	F81003-13	2	

8.13 Pull-Down Clamp



REF.	DESCRIPTION (◆ Indicates Parts Available in Assemblies Only)	PART #	QTY
	CLAMP, LEFT PULL-DOWN - COMPLETE	710776	1/0
	CLAMP, RIGHT PULL-DOWN - COMPLETE	710777	0/1
	BLOCK ASSEMBLY, MIDDLE GUIDE	710343	2
1	BLOCK WELDMENT, GUIDE	710342-1	1
2	BUSHING, 3040BS SELF-LUBRICATING	088676	2
	BLOCK ASSEMBLY, LOWER GUIDE	710356	2
3	BLOCK WELDMENT, GUIDE	710355-1	1
4	BUSHING, 3040BS SELF-LUBRICATING	088676	2
	CLAMP, PULL-DOWN	710340	1/0
	CLAMP, RIGHT PULL-DOWN - COMPLETE	710520 ¹	0/1
5	PLATE, MOUNTING	710364-1	1
6	BAR, UPPER MAIN	710335-1	2
7	BAR, LOWER MAIN	710336-1	2

REF.	DESCRIPTION (◆ Indicates Parts Available in Assemblies Only)	PART #	QTY
8	PLATE WELDMENT, MOUNTING	710379-1	1
9	TUBE WELDMENT, LEFT LOWER	710380-1	1/0
	TUBE WELDMENT, RIGHT LOWER	711160-1 ²	0/1
10	BRACKET WELDMENT, LOG CLAMP CYLINDER	710359-1	1
11	PLATE, LOG CLAMP REAR	710351-1	3
12	WASHER, 10.5 FLAT ZINC	F81055-1	16
	BAR ASSEMBLY, ADDITIONAL	511206	1
13	BAR, MOUNTING	511207-1	2
14	BRACKET, MOUNTING	511209-1	2
15	BAR, MOUNTING	511208-1	1
16	WASHER, 10.5 FLAT ZINC	F81055-1	4
17	BOLT, 10/M8X12-12.9 BOSSARD SHOULDER	F81003-62	2
18	WASHER, 6.4 FLAT ZINC	F81053-1	4
19	SCREW, M6X10 8.8 HEX SOCKET HEAD CAP ZINC	F81001-12	4
20	BOLT, M10X120-8.8 HEX HEAD FULL THREAD ZINC	F81003-47	2
21	NUT, M10-8-B HEX NYLON ZINC LOCK	F81033-1	2
22	BOLT, M10X50-8.8 HEX HEAD FULL THREAD ZINC	F81003-4	8
23	BOLT, M10X40-8.8 HEX HEAD FULL THREAD ZINC	F81003-16	2
24	WASHER, 17 SPLIT LOCK ZINC	F81058-1	10
25	BOLT, M16X40-8.8 HEX HEAD FULL THREAD ZINC	F81006-13	8
26	BOLT, M10X35 8.8 HEX HEAD FULL THREAD ZINC	F81003-17	2
27	BOLT, M16X30-8.8 HEX HEAD FULL THREAD ZINC	F81006-36	2
	JAW, COMPLETE LEFT	094700	1
28	JAW, LEFT	093464-1	1
29	BEARING, 6005 2RS PN-85/M-86100	089652	2
30	RING, W 47 INSIDE RETAINING	089653	2
31	SHAFT, CLAMP JAW GUIDE	088620-1	2
32	RING, Z 24 OUTSIDE RETAINING	089654	2
33	WASHER, JAW SPACER	089542	4
	JAW, COMPLETE RIGHT	094701	1
34	JAW, RIGHT	093465-1	1
35	BEARING, 6005 2RS, PN-85/M-86100	089652	2
36	RING, W 47 INSIDE RETAINING	089653	2
37	SHAFT, CLAMP JAW GUIDE	088620-1	2
38	RING, Z 24 OUTSIDE RETAINING	089654	2
39	PLATE, CLAMP IN/OUT - SIDE	710795-1	2
40	WASHER, 20.5/40-7	089541	4
41	PLATE, CLAMP IN/OUT - BOTTOM	710347-1	1
42	PLATE, CLAMP IN/OUT - SIDE	710348-1	2
43	PIN, 19.9X75 ZINC-PLATED	088657-1	2
44	WASHER, 21 FLAT ZINC	F81059-2	4
45	PIN, S-FE 5X40 COTTER	F81043-31	8
46	CYLINDER, SJ2F-16-50/28/235 HYDRAULIC	710778 ³	1
47	PIN, 25X75 ZINC-PLATED	088659-1	2
48	WASHER, 25 FLAT ZINC	F81061-3	4
49	FITTING, 1/4NPTX1/4JIC MALE ELBOW	P09142	2
50	CYLINDER, SJ2F-16-50/28/235 HYDRAULIC	713534	1
51	WASHER, 25 FLAT ZINC	F81061-3	1

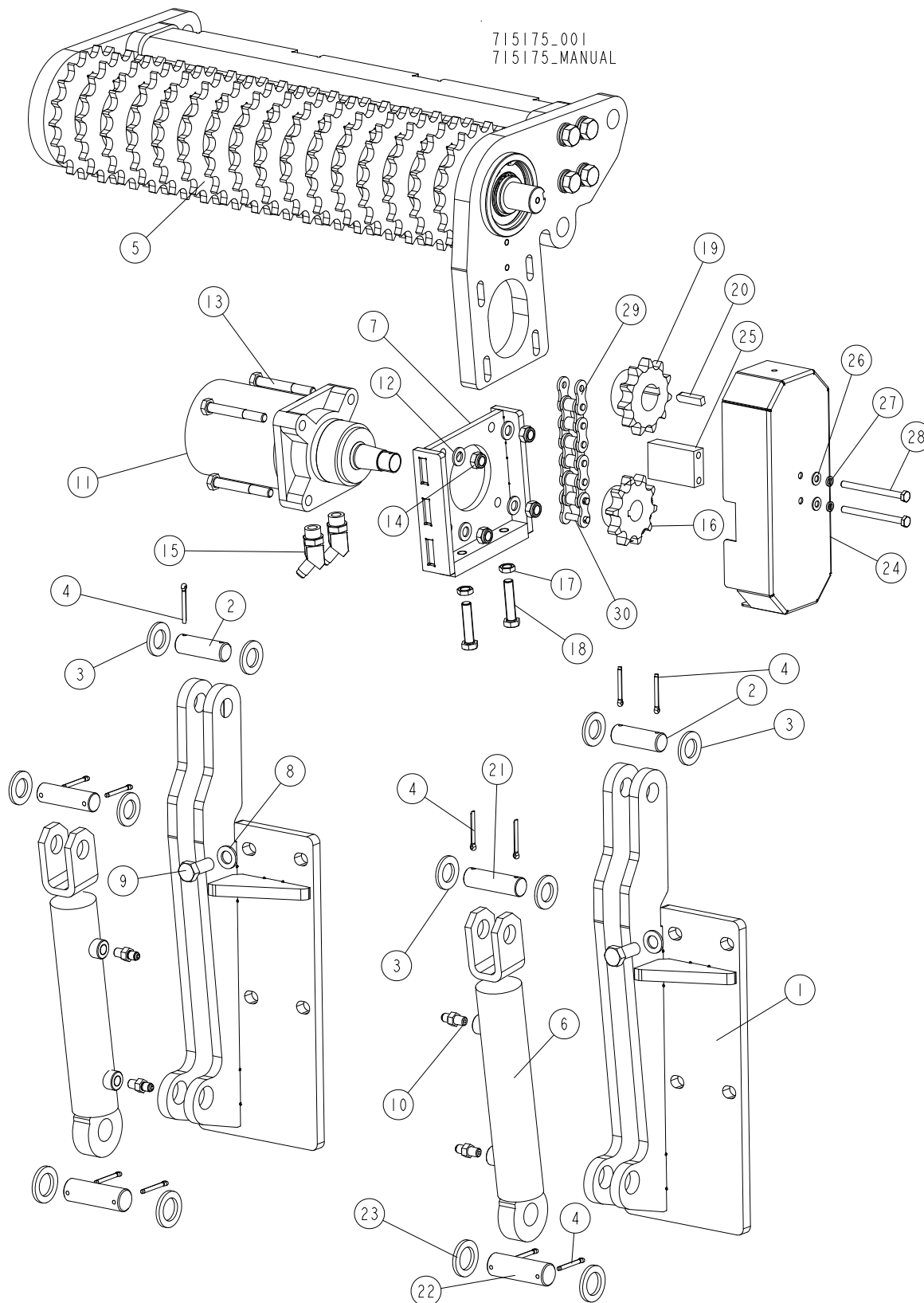
REF.	DESCRIPTION (◆ Indicates Parts Available in Assemblies Only)	PART #	QTY	
52	PIN, S-FE 5X40 COTTER	F81043-31	3	
53	PIN, 24.9X75 ZINC-PLATED	088659-1	1	
54	NUT, M24-04-B HEX THIN ZINC	F81039-3	4	
55	BLOCK WELDMENT, UPPER GUIDE	710353-1	2	
56	WASHER, 13 FLAT ZINC	F81056-1	2	
57	BOLT, M12X40 8.8 HEX HEAD FULL THREAD ZINC	F81004-4	2	
58	ROD, GUIDE	710339	2	
59	WASHER, 17 SPLIT LOCK ZINC	F81058-1	8	
60	SCREW, M16X55-8.8 HEX SOCKET HEAD CAP ZINC	F81006-18	2	
61	PLUG, M33 THREAD	089839	2	
62	WASHER, 10.5 FLAT ZINC	F81055-1	4	
63	WASHER, 25.1X44X2	711319	2	
64	BOLT, M10X50-8.8 HEX HEAD FULL THREAD ZINC	F81003-4	4	
65	BOLT, M16X50-8.8 HEX HEAD FULL THREAD ZINC	F81006-7	4	
66	FITTING, 1/4NPTX1/4JIC MALE	P09143	2	
67	WASHER, 16.3 SPLIT LOCK ZINC	F81058-2	2	
68	BOLT, M16x60 8.8 HEX HEAD FULL THREAD ZINC	F81006-12	2	

¹ Included in 710777

² Included in 710520

³ Seal kit - 714906

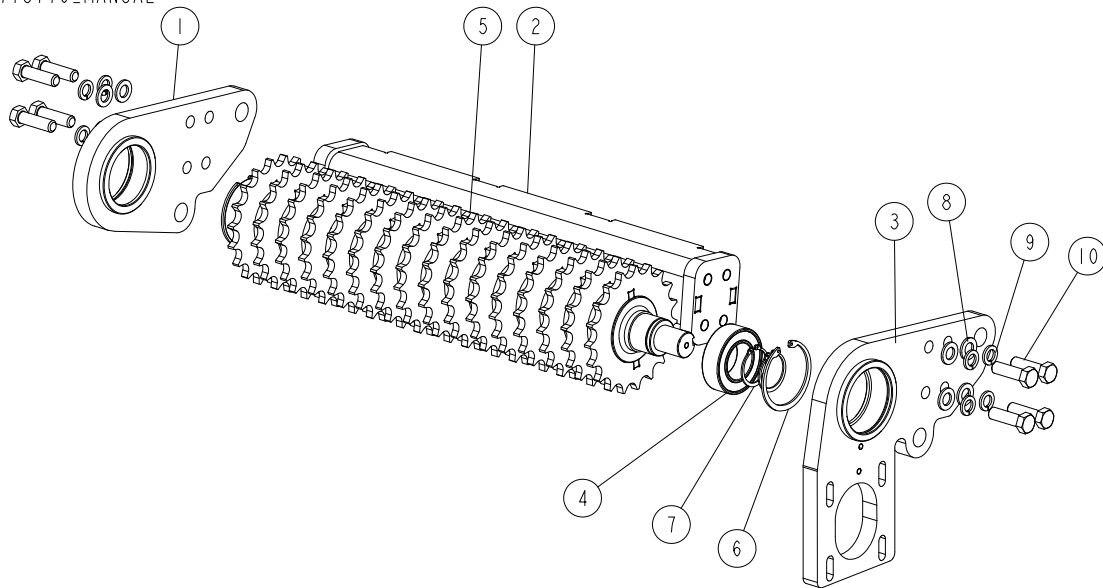
8.14 Driven Log Levelling Roller (No. 715175)



REF.	DESCRIPTION (* indicates parts available in assemblies only)	PART #	QTY
-	ROLLER ASSEMBLY, DRIVEN LOG LEVELLING	715175	1

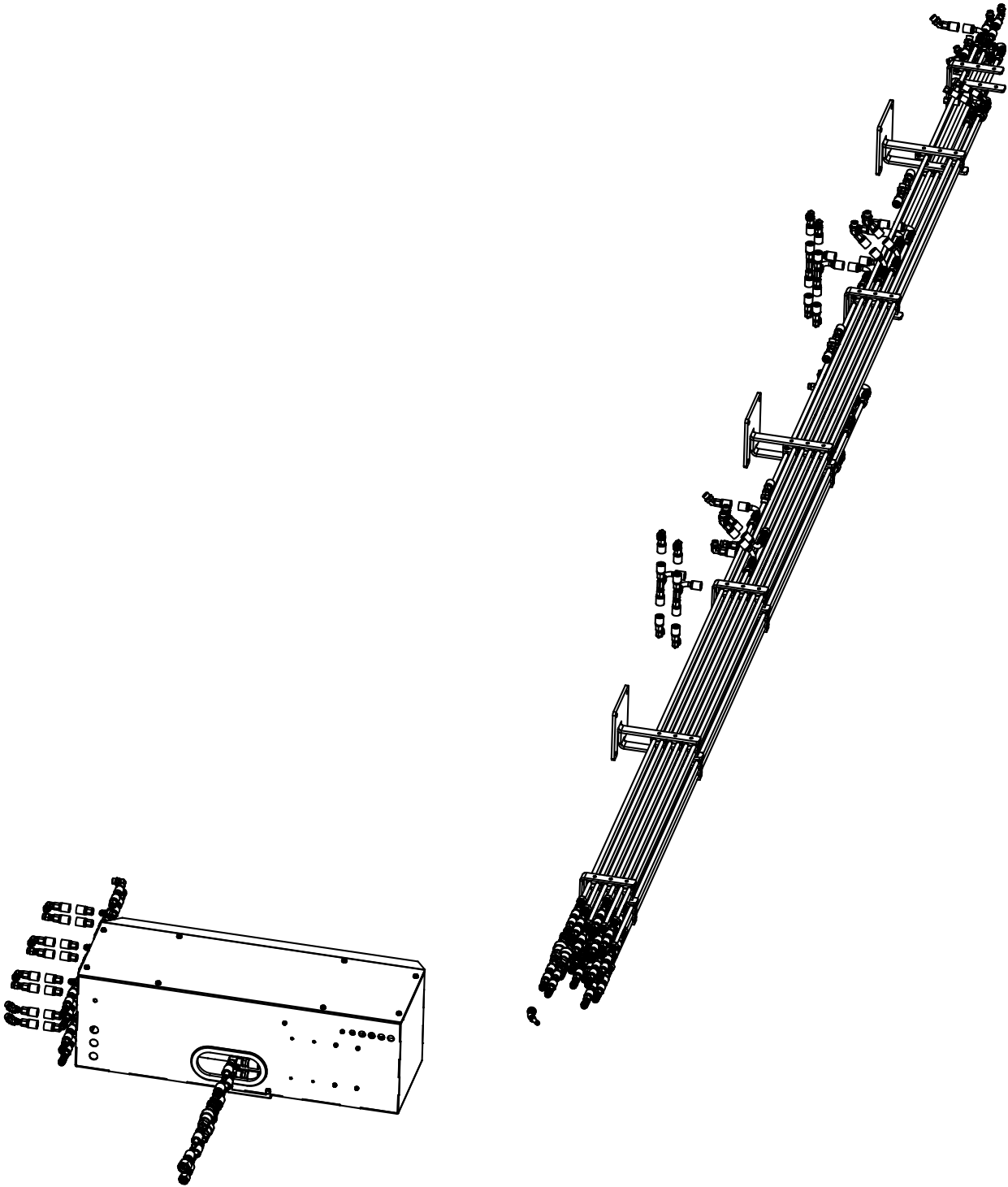
REF.	DESCRIPTION (* indicates parts available in assemblies only)	PART #	QTY
1	MOUNT WELDMENT, LEFT	715179-1	2
2	PIN, 24.9X75 ZINC-PLATED	088659-1	2
3	WASHER, 25 FLAT ZINC	F81061-3	8
4	PIN, S-FE 5X40 COTTER	F81043-31	12
5	ROLLER, DRIVEN LOG LEVELLING - COMPLETE See Section 8.15	715176	1
6	CYLINDER, CJ-S579-16-50/28/145 HYDRAULIC	715174	2
7	PLATE, TENSION	715202-1	1
8	WASHER, 17 FLAT ZINC	F81058-1	2
9	BOLT, M16X40-8.8 HEX HEAD FULL THREAD ZINC	F81006-13	2
10	FITTING, 1/4NPTX1/4JIC MALE	P09143	4
11	MOTOR, TG0475US080AABP HYDRAULIC	007331-2	1
12	WASHER, 13 FLAT ZINC	F81056-1	4
13	BOLT, M12X90 8.8 HEX HEAD ZINC	F81004-2	4
14	NUT, M12-8 DIN 982 HEX NYLON ZINC LOCK	F81034-2	4
15	FITTING, #10SAE-3/8JIC 45 ELBOW	034538	2
16	SPROCKET, 16B Z10 HYDRAULIC MOTOR	714885	1
17	NUT, M12-04-A THIN ZINC	F81034-6	2
18	BOLT, M12X55 8.8 HEX HEAD ZINC	F81004-43	2
19	SPROCKET, 16B Z11 (T75282)	717096	1
20	KEY, AB 10X8X40 PARALLEL	091990	1
21	PIN, 25X85.5	713111-1	2
22	PIN, 30X91	717097-1	2
23	WASHER, 30.5/48-5	717098-1	4
24	GUARD, LOG LEVELLING ROLLER CHAIN	717099-1	1
25	BLOCK, POLYAMIDE	717101	1
26	WASHER, 8.4 FLAT ZINC	F81054-1	2
27	WASHER, 8.2 SPLIT LOCK ZINC	F81054-4	2
28	BOLT, M8X100-8.8 HEX HEAD ZINC	F81002-23	2
29	CHAIN, 16B-1 - 610MM	717102	1
30	LINK, 16B-1 MASTER W/COTTER PINS	523672	1

8.15 Driven Log Levelling Roller (No. 715176)

715176_001
715176_MANUAL

REF.	DESCRIPTION (* indicates parts available in assemblies only)	PART #	QTY
-	ROLLER, DRIVEN LOG LEVELLING - COMPLETE	715176	1
1	BRACKET, DRIVEN LOG LEVELLING ROLLER	715210-1	1
2	MOUNT WELDMENT, CYLINDER	715204-1	1
3	BRACKET, DRIVEN LOG LEVELLING ROLLER	715198-1	1
4	BEARING, BS2-2210-2CS/VT143 SKF SPHERICAL ROLLER	715200	2
5	SHAFT, DRIVEN LOG LEVELLING ROLLER - COMPLETE	715190-1	1
6	RING, W90 INSIDE RETAINING	F81090-29	2
7	RING, Z50 OUTSIDE RETAINING	F81090-28	2
8	WASHER, 17 FLAT ZINC	F81058-1	8
9	WASHER, 16.3 SPLIT LOCK ZINC	F81058-2	8
10	BOLT, M16X55-8.8 HEX HEAD FULL THREAD ZINC	F81006-61	8

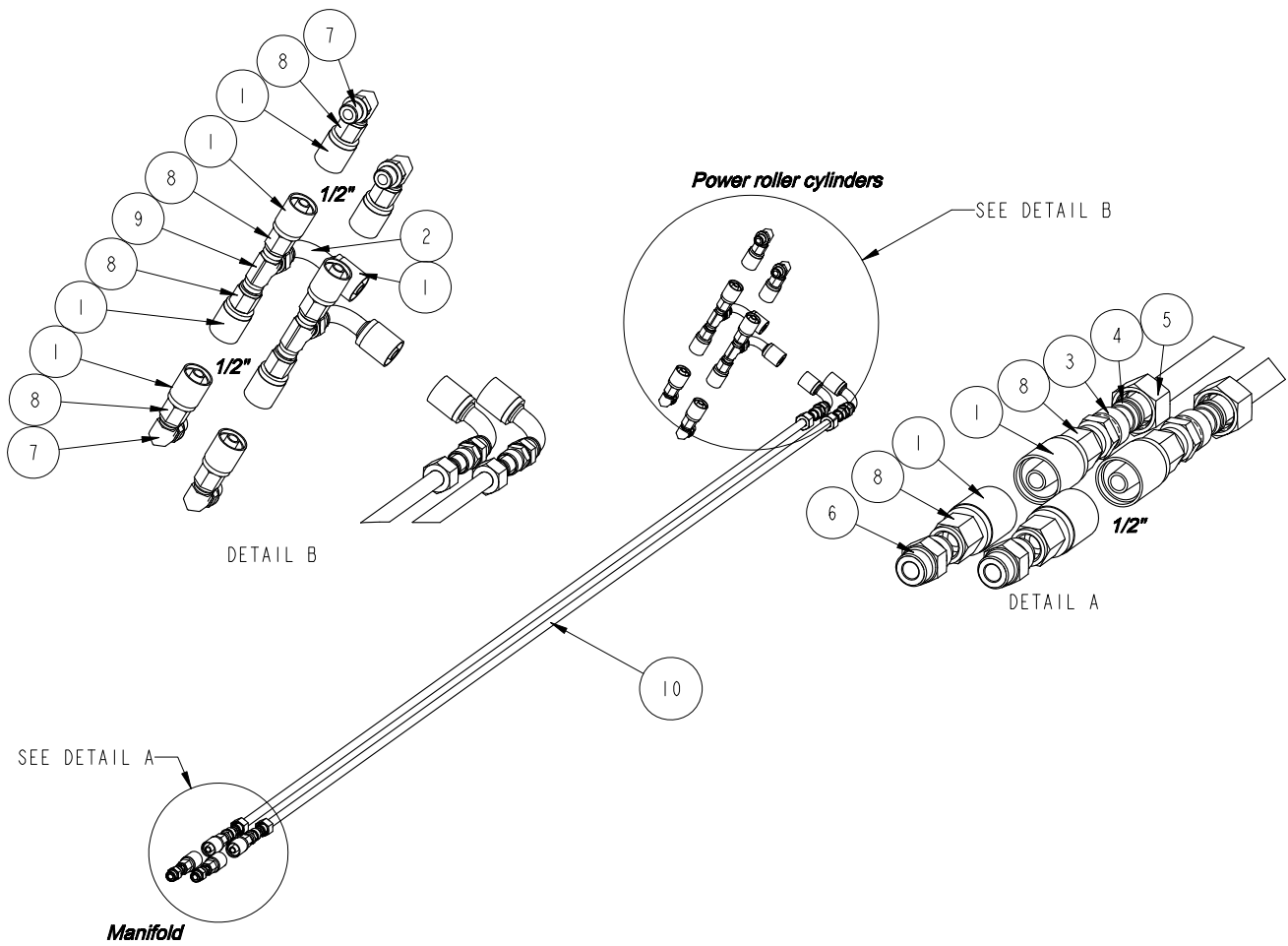
8.16 Hydraulic Kit No. 719050/9 (1)



REF.	DESCRIPTION (* indicates parts available in assemblies only)	PART #	QTY
1	FITTING, JIC 9/16-18	085900	8
2	SLEEVE, 1/2" HOSE CRIMP	094741	158
3	FERRULE, 10-2SN HOSE	096910	15
4	FITTING, 3/4" INT. THREAD BSP FEMALE QUICK DISCONNECT	505064	2
5	FITTING, 3/4" INT. THREAD BSP MALE QUICK DISCONNECT	505065	2

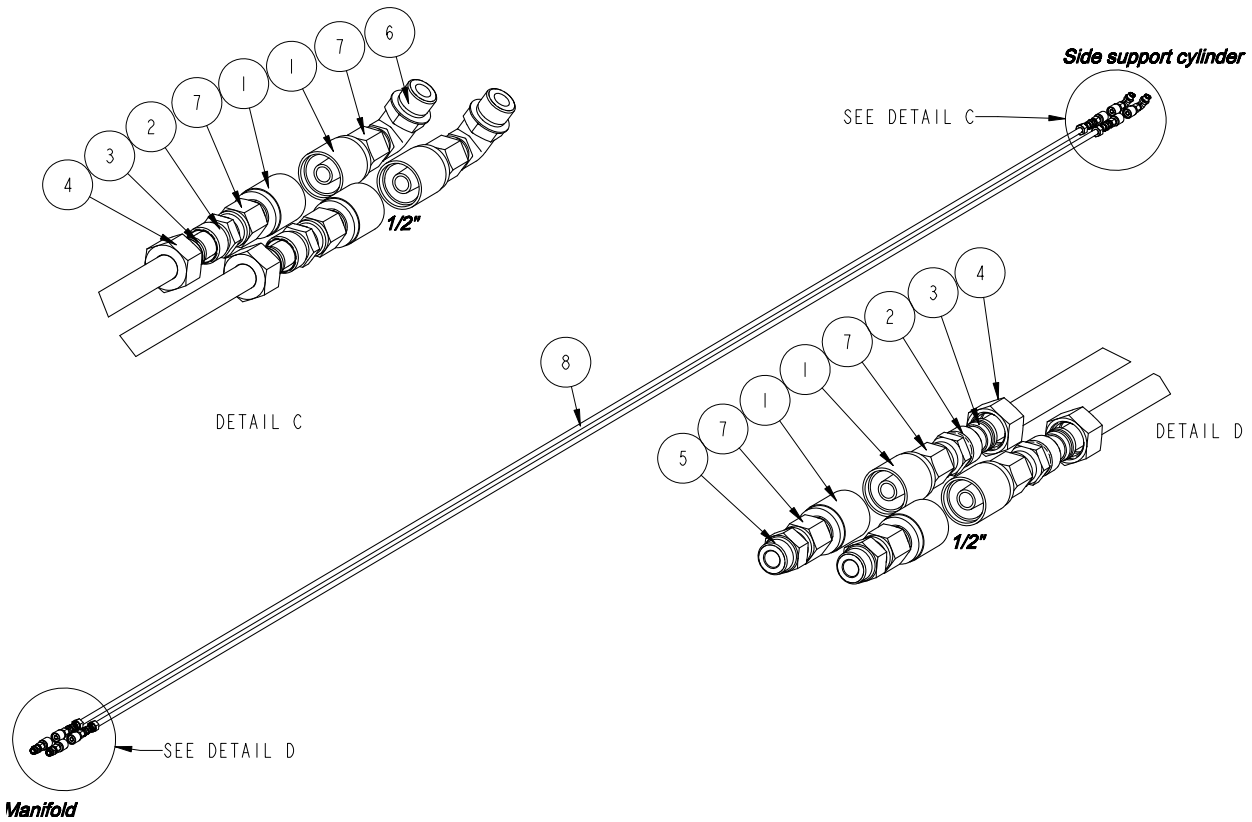
REF.	DESCRIPTION (* indicates parts available in assemblies only)	PART #	QTY	
6	FITTING, DKJ 90 DN10 9/16 UNF	505308	8	
7	FITTING, DKJ 90 DN13 3/4 UNF	507089	22	
8	FITTING, 22X1.5 15L - 3/4"JIC STRAIGHT	713744	54	
9	RING, DPR 15 L COMPRESSION	713745	54	
10	NUT, M 15 L	713746	54	
11	BRACKET, DN15 APP-Z-15 DOUBLE	713751	66	
12	FITTING, 3/4UNF O-RING - 3/4 UNF JIC STRAIGHT	714541	38	
13	FITTING, 45 7/8 UNF - 3/4 UNF ELBOW	714543	16	
14	FITTING, 90 3/4-16 UNF - 3/4-16 UNF JIC ELBOW	714547	18	
15	FITTING, 3/4"BSP - 3/4" UNF STRAIGHT	714553	4	
16	HANGER, HYDRAULIC HOSE	718996-1	4	
17	FITTING, DKJ DN13 3/4"-16 UNF HOSE END	718998	136	
18	HYDRAULIC KIT, USA 07/2017	719000	1	
19	BRACKET, HYDRAULIC TUBE	719006-1	3	
20	FITTING, BBB JIC 3/4 UNF TEE	719011	12	
21	FITTING, 3/4 JIC - 9/16 JIC REDUCER	719013	8	
22	FITTING, 45 DKJ DN13 3/4" UNF	719014	16	
23	TUBE, 15X1.5 (240 BAR) ZINC-PLATED SEAMLESS	R02138_1-8M	1	
24	TUBE, 15X1.5 (240 BAR) ZINC-PLATED SEAMLESS	R02138_2-35M	2	
25	TUBE, 15X1.5 (240 BAR) ZINC-PLATED SEAMLESS	R02138_2-5M	1	
26	TUBE, 15X1.5 (240 BAR) ZINC-PLATED SEAMLESS	R02138_2-65M	2	
27	TUBE, 15X1.5 (240 BAR) ZINC-PLATED SEAMLESS	R02138_2-75M	1	
28	TUBE, 15X1.5 (240 BAR) ZINC-PLATED SEAMLESS	R02138_3-5M	2	
29	TUBE, 15X1.5 (240 BAR) ZINC-PLATED SEAMLESS	R02138_3-6M	2	
30	TUBE, 15X1.5 (240 BAR) ZINC-PLATED SEAMLESS	R02138_3-7M	2	
31	TUBE, 15X1.5 (240 BAR) ZINC-PLATED SEAMLESS	R02138_4-45M	2	
32	TUBE, 15X1.5 (240 BAR) ZINC-PLATED SEAMLESS	R02138_4-4M	1	
33	TUBE, 15X1.5 (240 BAR) ZINC-PLATED SEAMLESS	R02138_4-7M	2	
34	TUBE, 15X1.5 (240 BAR) ZINC-PLATED SEAMLESS	R02138_5-5M	2	
35	TUBE, 15X1.5 (240 BAR) ZINC-PLATED SEAMLESS	R02138_5-6M	2	
36	TUBE, 15X1.5 (240 BAR) ZINC-PLATED SEAMLESS	R02138_6M	5	

8.17 Hydraulic Kit No. 719050/8 (2)



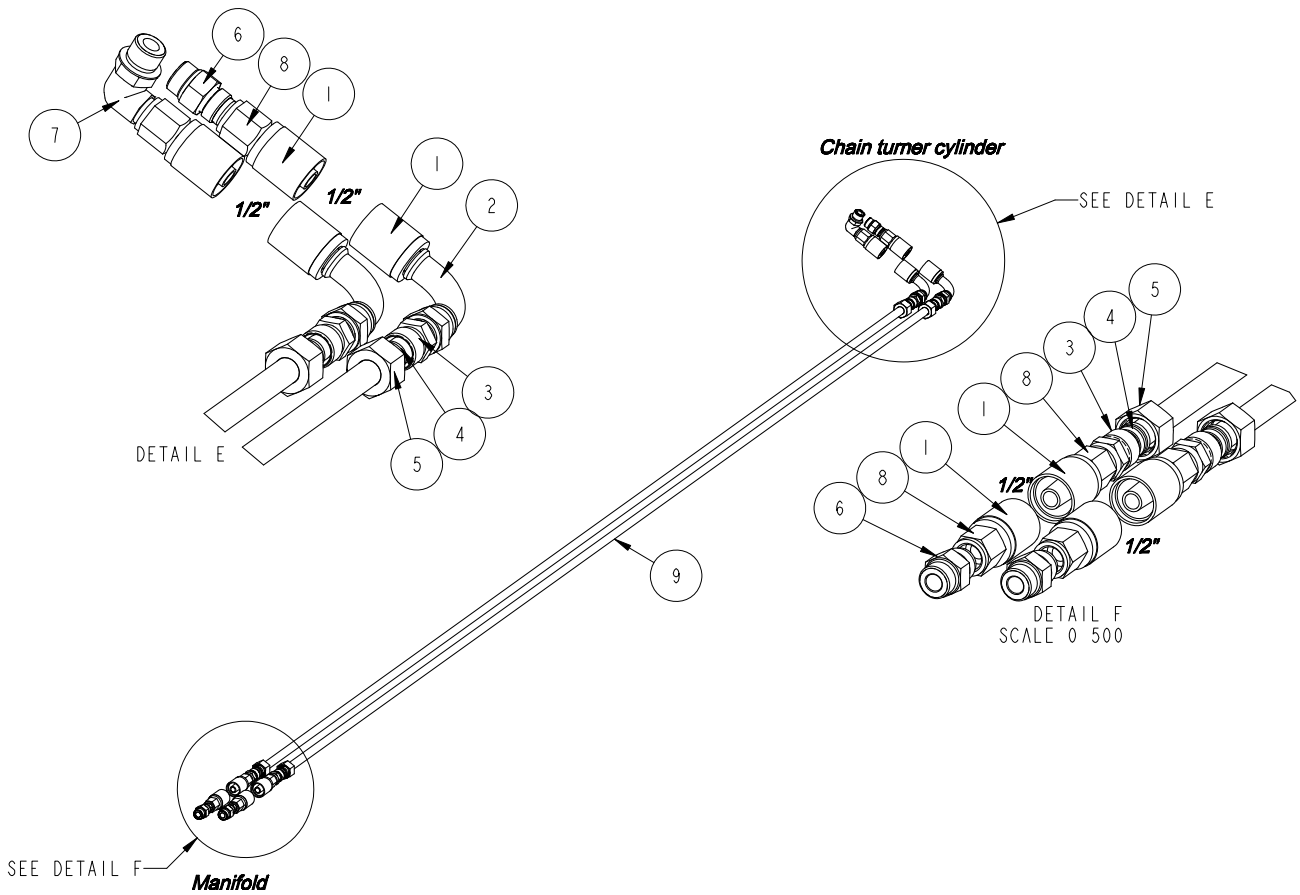
REF.	DESCRIPTION (* indicates parts available in assemblies only)	PART #	QTY
1	SLEEVE, 1/2" HOSE CRIMP	094741	16
2	FITTING, DKJ 90 DN13 3/4 UNF	507089	4
3	FITTING, 22X1.5 15L - 3/4" JIC STRAIGHT	713744	4
4	RING, DPR 15 L COMPRESSION	713745	4
5	NUT, M 15 L	713746	4
6	FITTING, 3/4UNF O-RING - 3/4 UNF JIC STRAIGHT	714541	2
7	FITTING, 90 3/4-16 UNF - 3/4-16 UNF JIC ELBOW	714547	4
8	FITTING, DKJ DN13 3/4"-16 UNF HOSE END	718998	12
9	FITTING, BBB JIC 3/4 UNF TEE	719011	2
10	TUBE, 15X1.5 (240 BAR) ZINC-PLATED SEAMLESS	R02138_2-3 5M	2

8.18 Hydraulic Kit No. 719050/7 (3)



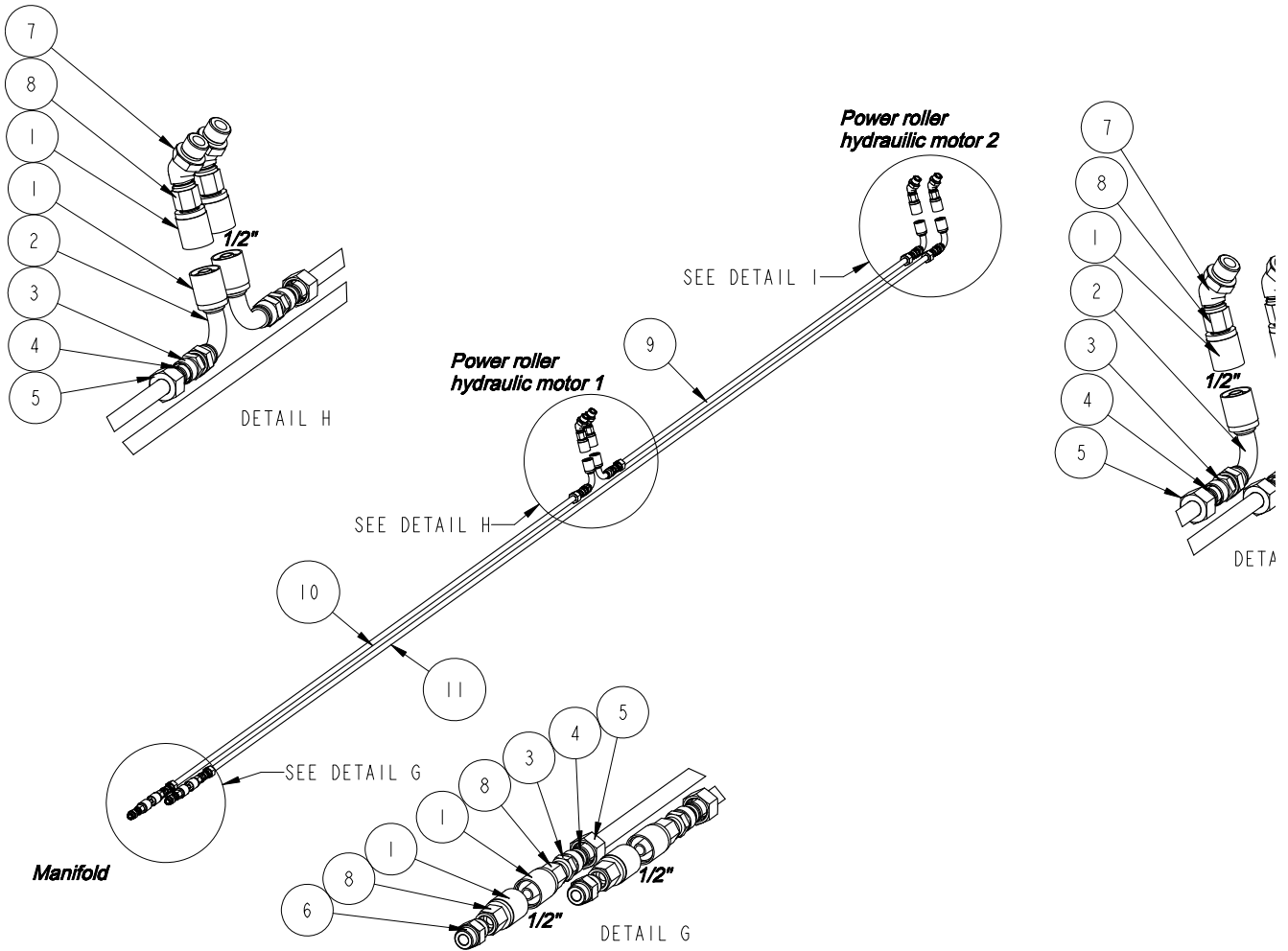
REF.	DESCRIPTION (* indicates parts available in assemblies only)	PART #	QTY
1	SLEEVE, 1/2" HOSE CRIMP	094741	8
2	FITTING, 22X1.5 15L - 3/4" JIC STRAIGHT	713744	4
3	RING, DPR 15 L COMPRESSION	713745	4
4	NUT, M 15 L	713746	4
5	FITTING, 3/4UNF O-RING - 3/4 UNF JIC STRAIGHT	714541	2
6	FITTING, 90 3/4-16 UNF - 3/4-16 UNF JIC ELBOW	714547	2
7	FITTING, DKJ DN13 3/4"-16 UNF HOSE END	718998	8
8	TUBE, 15X1.5 (240 BAR) ZINC-PLATED SEAMLESS	R02138_6M	2

8.19 Hydraulic Kit No. 719050/6 (4)



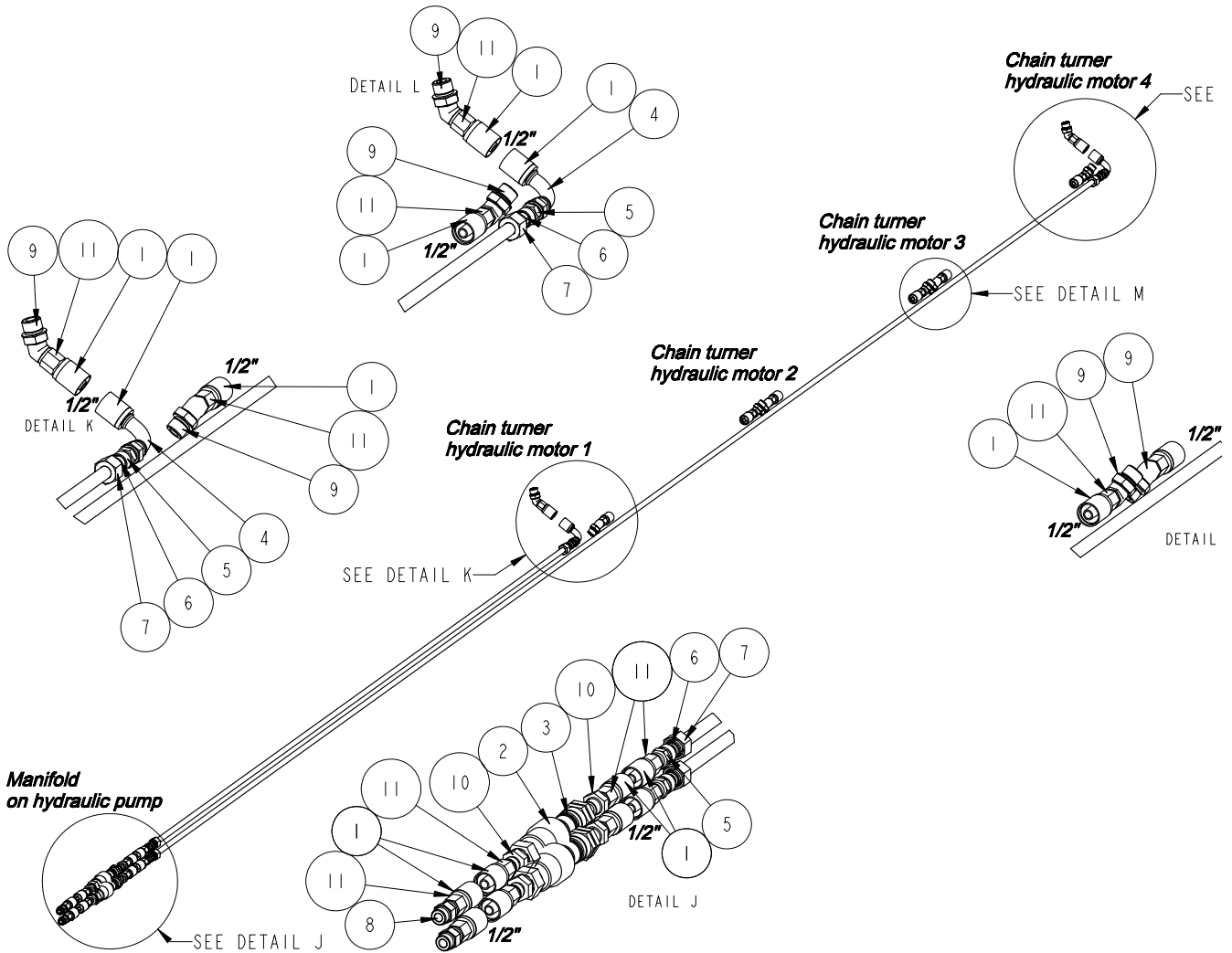
REF.	DESCRIPTION (* indicates parts available in assemblies only)	PART #	QTY
1	SLEEVE, 1/2" HOSE CRIMP	094741	8
2	FITTING, DKJ 90 DN13 3/4 UNF	507089	2
3	FITTING, 22X1.5 15L - 3/4" JIC STRAIGHT	713744	4
4	RING, DPR 15 L COMPRESSION	713745	4
5	NUT, M 15 L	713746	4
6	FITTING, 3/4UNF O-RING - 3/4 UNF JIC STRAIGHT	714541	3
7	FITTING, 90 3/4-16 UNF - 3/4-16 UNF JIC ELBOW	714547	1
8	FITTING, DKJ DN13 3/4"-16 UNF HOSE END	718998	6
9	TUBE, 15X1.5 (240 BAR) ZINC-PLATED SEAMLESS	R02138_2-65M	2

8.20 Hydraulic Kit No. 719050/4 (5)



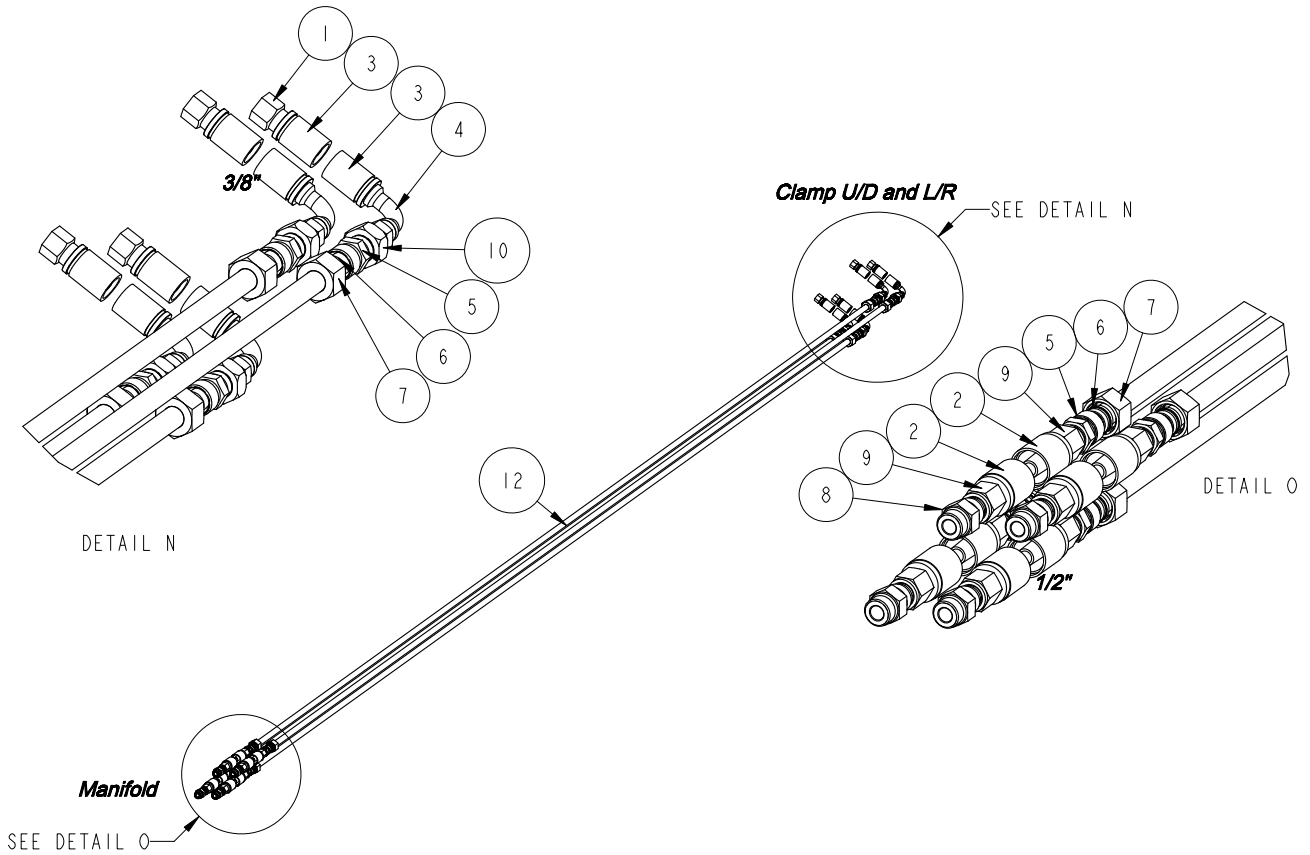
REF.	DESCRIPTION (* indicates parts available in assemblies only)	PART #	QTY
1	SLEEVE, 1/2" HOSE CRIMP	094741	12
2	FITTING, DKJ 90 DN13 3/4 UNF	507089	4
3	FITTING, 22X1.5 15L - 3/4"JIC STRAIGHT	713744	6
4	RING, DPR 15 L COMPRESSION	713745	6
5	NUT, M 15 L	713746	6
6	FITTING, 3/4UNF O-RING - 3/4 UNF JIC STRAIGHT	714541	2
7	FITTING, 45 7/8 UNF - 3/4 UNF ELBOW	714543	4
8	FITTING, DKJ DN13 3/4"-16 UNF HOSE END	718998	8
9	TUBE, 15X1.5 (240 BAR) ZINC-PLATED SEAMLESS	R02138_1-8M	1
10	TUBE, 15X1.5 (240 BAR) ZINC-PLATED SEAMLESS	R02138_2-5M	1
11	TUBE, 15X1.5 (240 BAR) ZINC-PLATED SEAMLESS	R02138_4-4M	1

8.21 Hydraulic Kit No. 719050/2 (6)



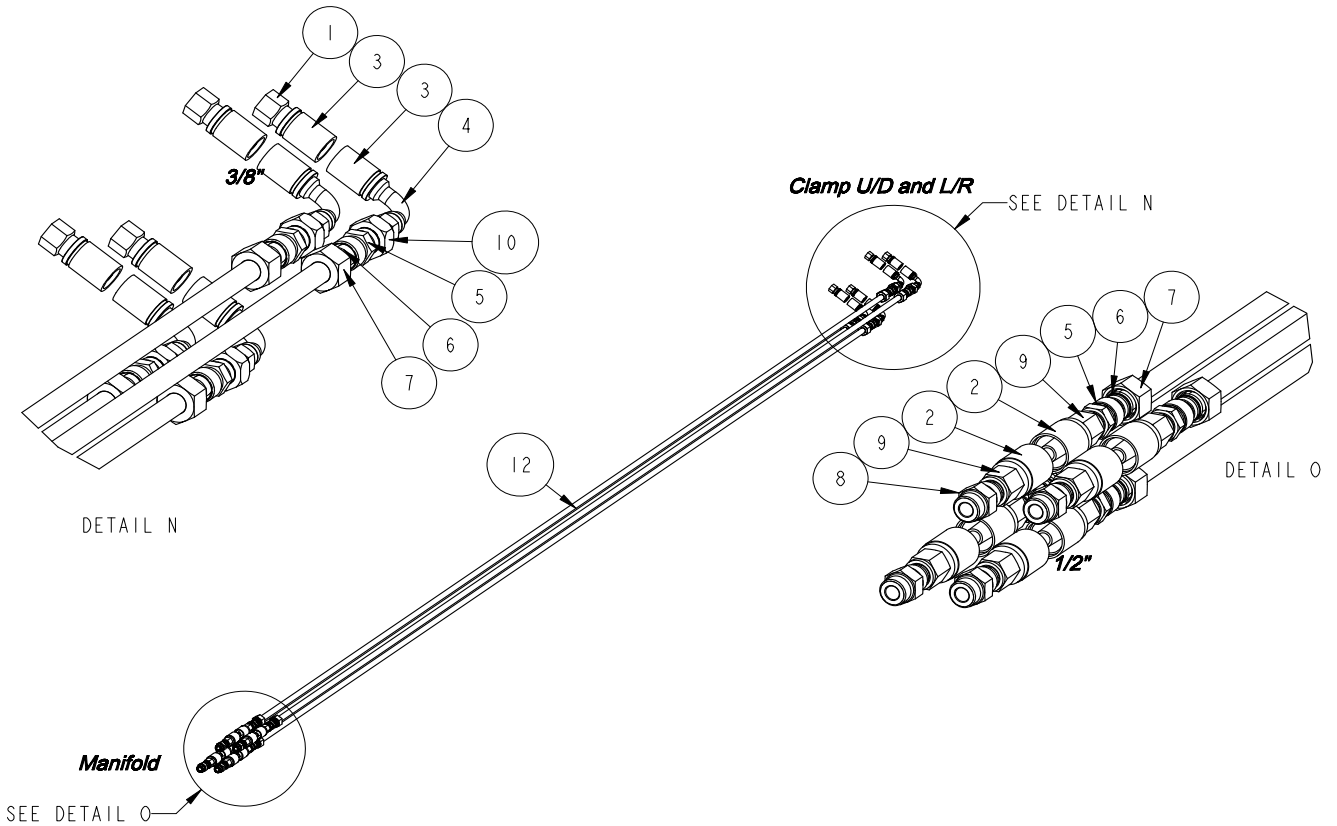
REF.	DESCRIPTION (* indicates parts available in assemblies only)	PART #	QTY
1	SLEEVE, 1/2" HOSE CRIMP	094741	18
2	FITTING, 3/4" INT. THREAD BSP FEMALE QUICK DISCONNECT	505064	2
3	FITTING, 3/4" INT. THREAD BSP MALE QUICK DISCONNECT	505065	2
4	FITTING, DKJ 90 DN13 3/4 UNF	507089	2
5	FITTING, 22X1.5 15L - 3/4" JIC STRAIGHT	713744	4
6	RING, DPR 15 L COMPRESSION	713745	4
7	NUT, M 15 L	713746	4
8	FITTING, 3/4 UNF O-RING - 3/4 UNF JIC STRAIGHT	714541	2
9	FITTING, 45 7/8 UNF - 3/4 UNF ELBOW	714543	8
10	FITTING, 3/4" BSP - 3/4" UNF STRAIGHT	714553	4
11	FITTING, DKJ DN13 3/4"-16 UNF HOSE END	718998	16
12	TUBE, 15X1.5 (240 BAR) ZINC-PLATED SEAMLESS	R02138_2-75M	1
13	TUBE, 15X1.5 (240 BAR) ZINC-PLATED SEAMLESS	R02138_6M	1

8.22 Hydraulic Kit No. 719050/1 (7)



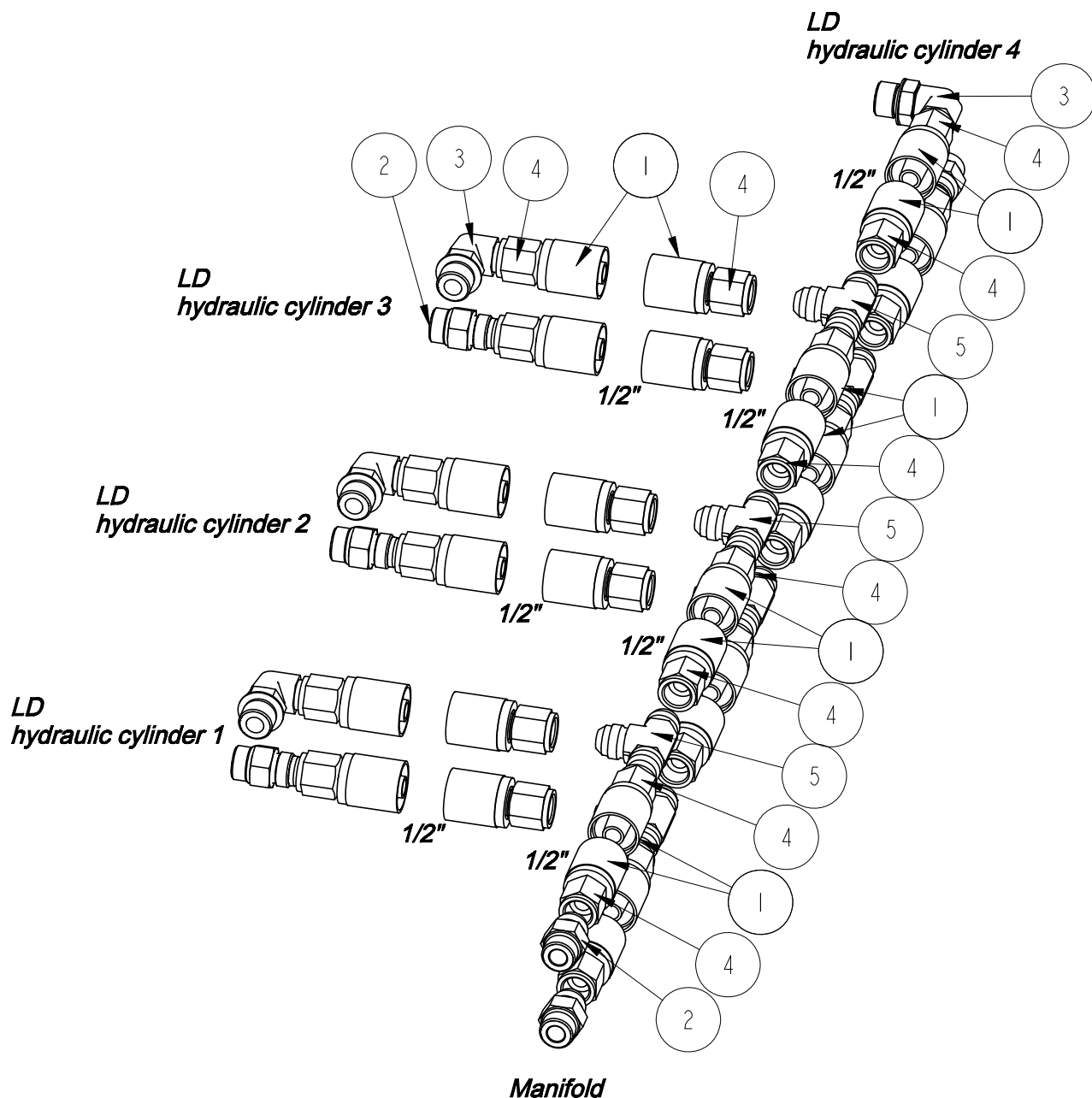
REF.	DESCRIPTION (* indicates parts available in assemblies only)	PART #	QTY
1	FITTING, JIC 9/16-18	085900	4
2	SLEEVE, 1/2" HOSE CRIMP	094741	8
3	FERRULE, 10-2SN HOSE	096910	8
4	FITTING, DKJ 90 DN10 9/16 UNF	505308	4
5	FITTING, 22X1.5 15L - 3/4" JIC STRAIGHT	713744	8
6	RING, DPR 15 L COMPRESSION	713745	8
7	NUT, M 15 L	713746	8
8	FITTING, 3/4UNF O-RING - 3/4 UNF JIC STRAIGHT	714541	4
9	FITTING, DKJ DN13 3/4"-16 UNF HOSE END	718998	8
10	FITTING, 3/4 JIC - 9/16 JIC REDUCER	719013	4
11	TUBE, 15X1.5 (240 BAR) ZINC-PLATED SEAMLESS	R02138_3-5M	2
12	TUBE, 15X1.5 (240 BAR) ZINC-PLATED SEAMLESS	R02138_3-6M	2

8.23 Hydraulic Kit No. 719050/3 (8)



REF.	DESCRIPTION (* indicates parts available in assemblies only)	PART #	QTY
1	SLEEVE, 1/2" HOSE CRIMP	094741	12
2	FITTING, 3/4UNF O-RING - 3/4 UNF JIC STRAIGHT	714541	2
3	FITTING, 45 7/8 UNF - 3/4 UNF ELBOW	714543	4
4	FITTING, DKJ DN13 3/4"-16 UNF HOSE END	718998	12
5	FITTING, BBB JIC 3/4 UNF TEE	719011	2

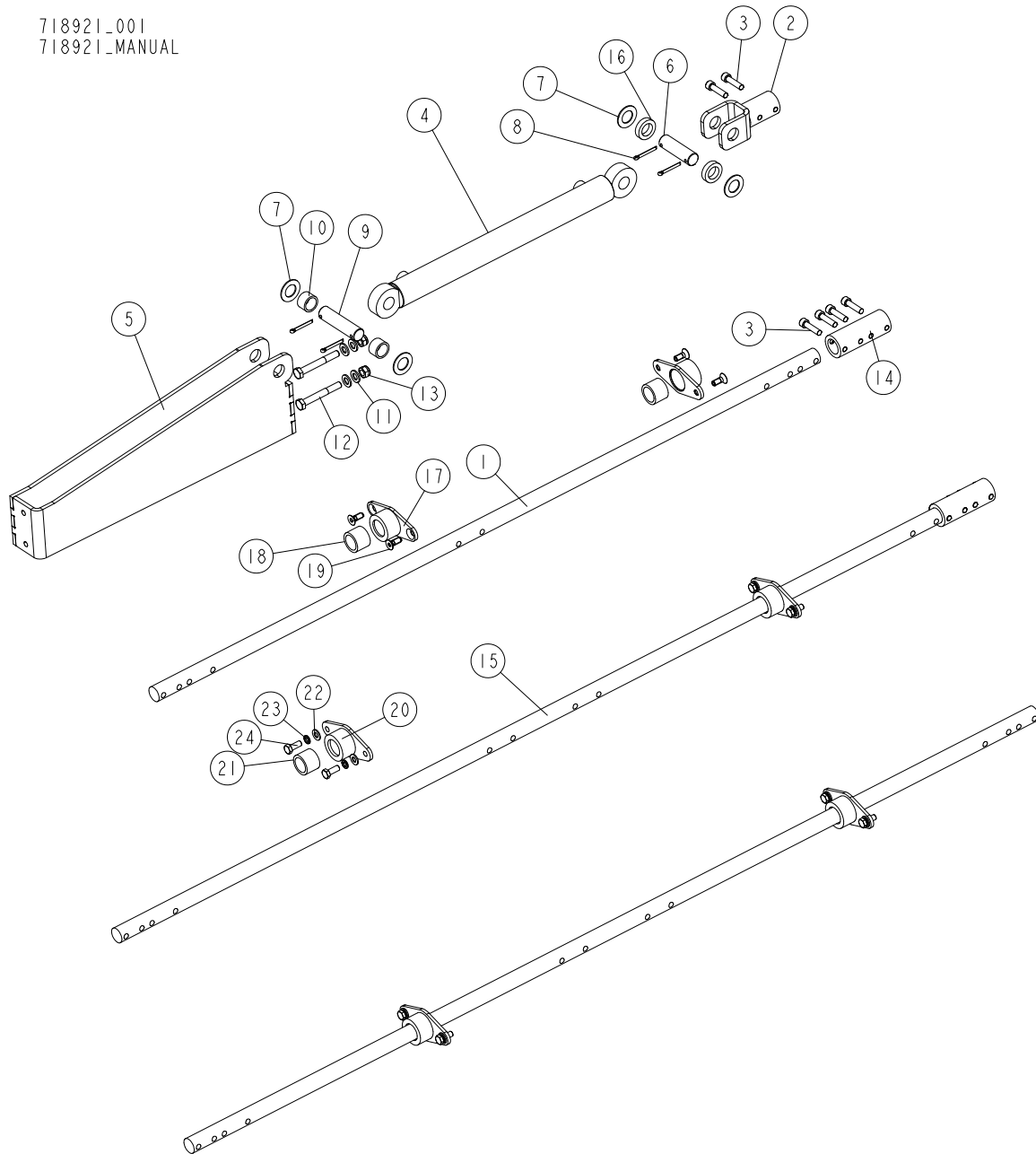
8.24 Hydraulic Kit No. 719050 (9)



REF.	DESCRIPTION (* indicates parts available in assemblies only)	PART #	QTY
1	SLEEVE, 1/2" HOSE CRIMP	094741	28
2	FITTING, 3/4UNF O-RING - 3/4 UNF JIC STRAIGHT	714541	6
3	FITTING, 90 3/4-16 UNF - 3/4-16 UNF JIC ELBOW	714547	4
4	FITTING, DKJ DN13 3/4"-16 UNF HOSE END	718998	28
5	FITTING, BBB JIC 3/4 UNF TEE	719011	6

8.25 Side Support Drive Assembly (No. 718921)

718921_001
718921_MANUAL

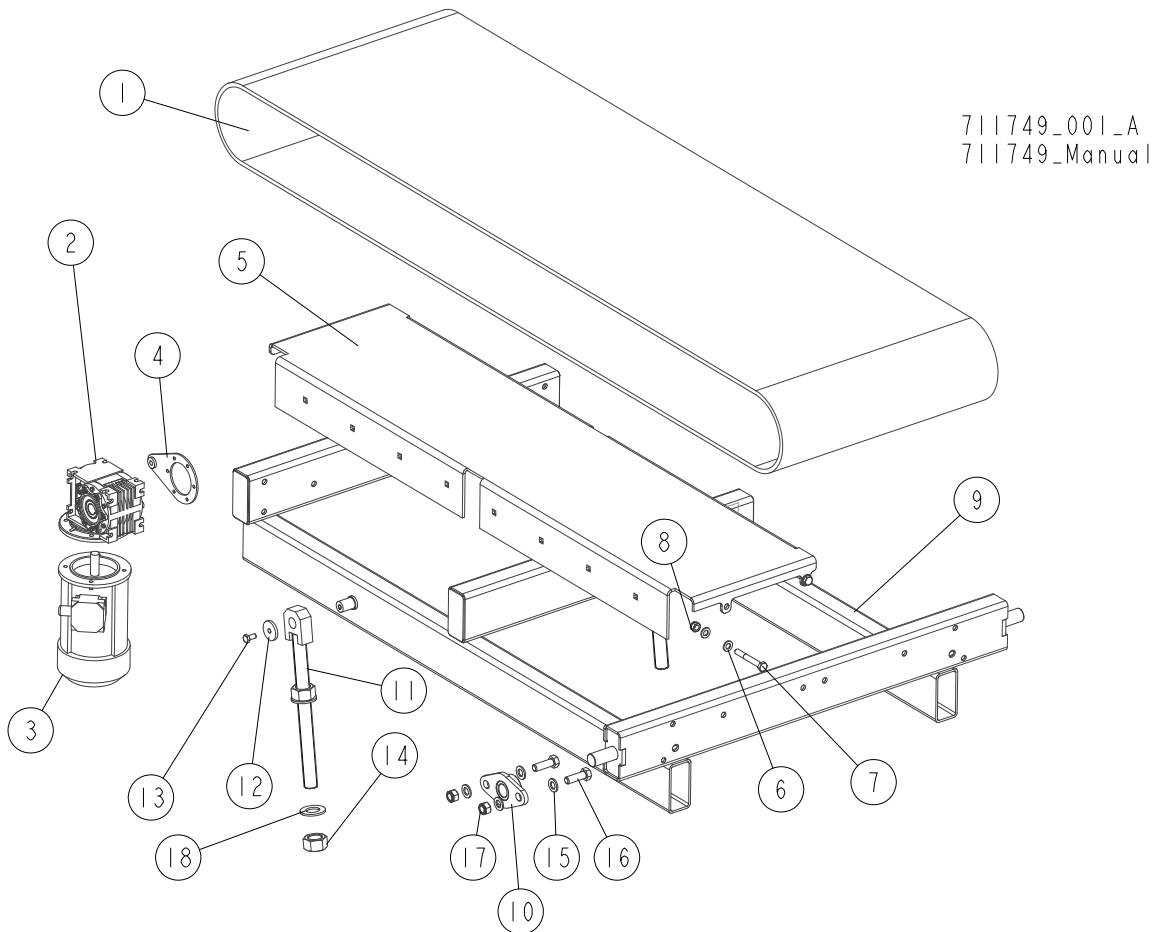


REF.	DESCRIPTION (* indicates parts available in assemblies only)	PART #	QTY
-	DRIVE ASSEMBLY, PALLETS-R-US LOG SIDE SUPPORT	718921	1
1	ROD, SIDE SUPPORT DRIVE	718977-1	1
2	BRACKET WELDMENT, CYLINDER	713101-1	1
3	SCREW, M10X40-8.8 HEX SOCKET HEAD CAP ZINC	F81003-22	10
4	CYLINDER, CJ-S -16-40/28/350 HYDRAULIC	713533	1
5	BRACKET, CYLINDER	713750-1	1
6	PIN, 25X85.5	713111-1	1
7	WASHER, 25 1X44X2	711319	4
8	PIN, S-FE 5X40 COTTER	F81043-31	4

REF.	DESCRIPTION (* indicates parts available in assemblies only)	PART #	QTY	
9	PIN, 25X103.5	713112-1	1	
10	BUSHING, 25/30-20 ZINC-PLATED	713113-1	2	
11	WASHER, 13 FLAT ZINC	F81056-1	4	
12	BOLT, M12X90 8.8 HEX HEAD ZINC	F81004-2	2	
13	NUT, M12-8 DIN 982 HEX NYLON ZINC LOCK	F81034-2	2	
14	BUSHING, SIDE SUPPORT DRIVE	711996-1	2	
15	ROD, SIDE SUPPORT DRIVE	713828-1	2	
16	BUSHING, 25.5/40-10	713127-1	2	
-	BUSHING ASSEMBLY, ROD SLIDE	718931	2	
17	BUSHING WELDMENT, ROD SLIDE	718932-1	1	
18	BUSHING, 30.1/40-30	711985	1	
19	SCREW, M10X25-10.9 DIN 7991 FLAT SOCKET HEAD CAP ZINC	F81003-82	2	
-	BUSHING ASSEMBLY, ROD SLIDE	713098	4	
20	BUSHING WELDMENT, ROD SLIDE	711988-1	1	
21	BUSHING, 30.1/40-30	711985	1	
22	WASHER, 10.5 FLAT ZINC	F81055-1	2	
23	WASHER, Z 10.2 SPLIT LOCK ZINC	F81055-2	2	
24	BOLT, M10X25 8.8 HEX HEAD FULL THREAD ZINC	F81003-11	2	

SECTION 9 BELT CONVEYOR

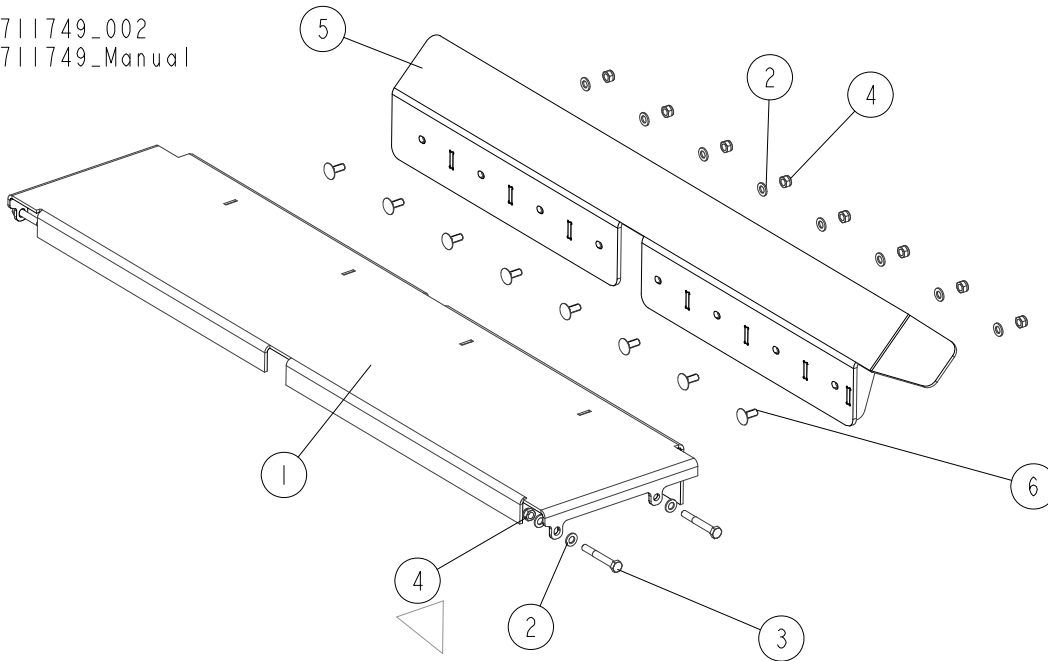
9.1 Belt Conveyor Frame



REF.	DESCRIPTION (◆ Indicates Parts Available in Assemblies Only)	PART #	QTY
1	BELT, 2MOP3 LG4252x600 CONVEYOR	711750	1
	MOTOREDUCER, MR-50/7.5/1.1-1400/F3/V6	509560-UL	1
2	REDUCER, MR-50/7.5/160	509557	1
3	MOTOR, STKG-80X-4C IMB14/1-162 UL INDUCTION	090104-UL	1
4	ARM, R50 TORQUE	509558	1
5	PLATE, WB2000 CONVEYOR RIGHT TOP	711752-1	1
6	WASHER, 13 FLAT ZINC	F81056-1	8
7	BOLT, M12X90 8.8 HEX HEAD ZINC	F81004-2	4
8	NUT, M12 8 HEX NYLON ZINC LOCK	F81034-2	4
9	FRAME WELDMENT, BELT CONVEYOR	711760-1	1
10	BRACKET, BELT CONVEYOR MOUNT	711924-1	1
11	ROD WELDMENT, CONVEYOR TILT ADJUSTMENT ZINC-PLATED	711773-1	2
12	WASHER, 10.5/45-6 ZINC-PLATED	086286-1	1
13	BOLT, M10X20-5.8 HEX HEAD FULL THREAD ZINC	F81003-1	1
14	NUT, M30 HEX ZINC	F81038-3	2
15	WASHER, 17 SPLIT LOCK ZINC	F81058-1	4
16	BOLT, M16X50-8.8 HEX HEAD FULL THREAD ZINC	F81006-7	2
17	NUT, M16-8 HEX NYLON ZINC LOCK	F81036-2	2
18	WASHER, 31 FLAT ZINC	F81061-9	2

9.2 Conveyor Side Plate

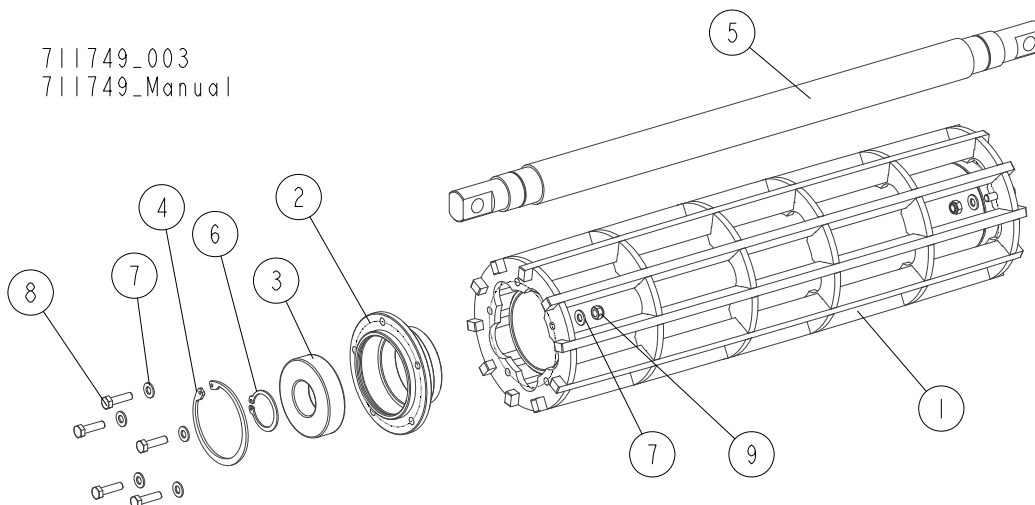
711749_002
 711749_Manual



REF.	DESCRIPTION (◆ Indicates Parts Available in Assemblies Only)	PART #	QTY	
1	PLATE WELDMENT, WB2000 CONVEYOR LEFT TOP	713126-1	1	
2	WASHER, 13 FLAT ZINC	F81056-1	16	
3	BOLT, M12X90 8.8 HEX HEAD ZINC	F81004-2	4	
4	NUT, M12 8 HEX NYLON ZINC LOCK	F81034-2	12	
5	PLATE WELDMENT, CONVEYOR SIDE	713124-1	1	
6	BOLT, M12X30 8.8 DIN 603 CARRIAGE ZINC	F81004-61	8	

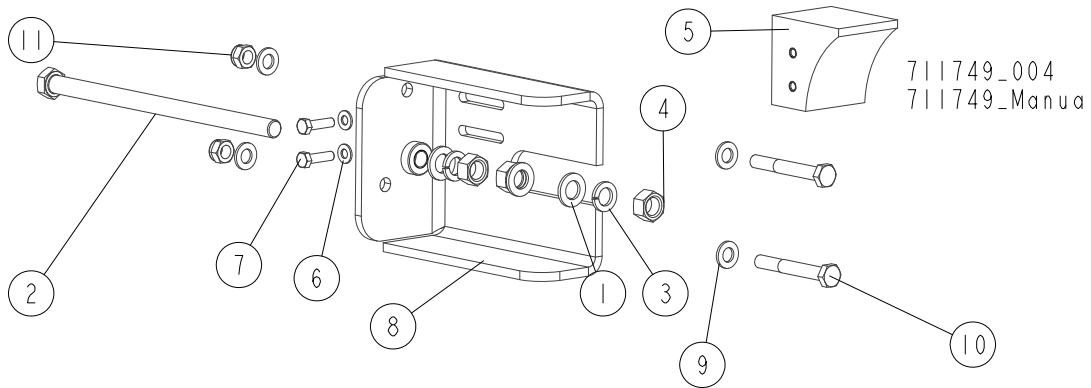
9.3 Idle Side Roller

711749_003
711749_Manual



REF.	DESCRIPTION (◆ Indicates Parts Available in Assemblies Only)	PART #	QTY
	ROLLER, WM4000 IDLE SIDE - COMPLETE	511286	1
1	ROLLER, BELT SCRAPER	511285-1	1
	HUB, ROLLER BEARING - COMPLETE	511305	2
2	HUB, ROLLER BEARING	511304-1	1
3	BEARING, 6308 2RS CX BALL	504268	1
4	RING, W90 INSIDE RETAINING	F81090-29	1
5	SHAFT, IDLE SIDE ROLLER	511283	1
6	RING, Z40 OUTSIDE RETAINING	F81090-33	2
7	WASHER, 8.4 FLAT ZINC	F81054-1	20
8	BOLT, M8X30-5.8-B HEX HEAD FULL THREAD ZINC	F81002-2	10
9	NUT, M8 8 HEX NYLON ZINC LOCK	F81032-2	10

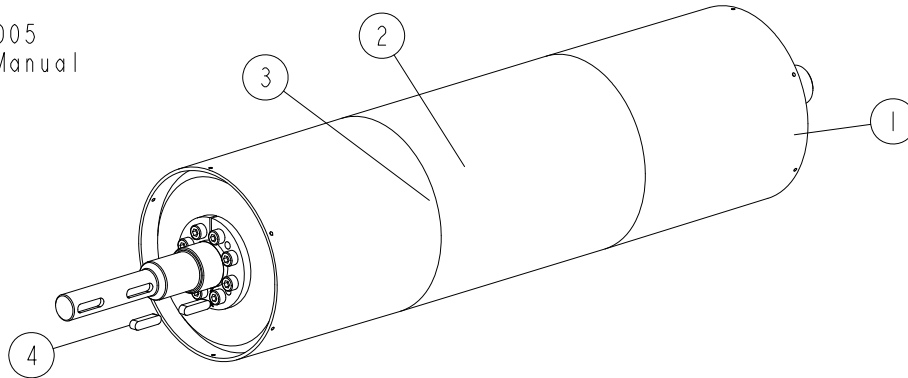
9.4 Conveyor Belt Tensioner



REF.	DESCRIPTION (◆ Indicates Parts Available in Assemblies Only)	PART #	QTY
1	WASHER, 17 SPLIT LOCK ZINC	F81058-1	3
2	BOLT, M16X290-8.8-A2 FULL THREAD	F81006-27	1
3	WASHER, 16.3 SPLIT LOCK ZINC	F81058-2	3
4	NUT, M16-8 HEX ZINC	F81036-1	3
5	BLOCK, SAFETY	711178	1
6	WASHER, 8.4 FLAT ZINC	F81054-1	2
7	BOLT, M8X30-5.8-B HEX HEAD FULL THREAD ZINC	F81002-2	2
8	BRACKET, BELT TENSION - LEFT	711776-1	1
	BRACKET, BELT TENSION - RIGHT	711775-1	1
9	ROD WELDMENT, CONVEYOR TILT ADJUSTMENT ZINC-PLATED	711773-1	1
10	WASHER, 13 FLAT ZINC	F81056-1	4
11	BOLT, M12X90 8.8 HEX HEAD ZINC	F81004-2	2
12	NUT, M12 8 HEX NYLON ZINC LOCK	F81034-2	2

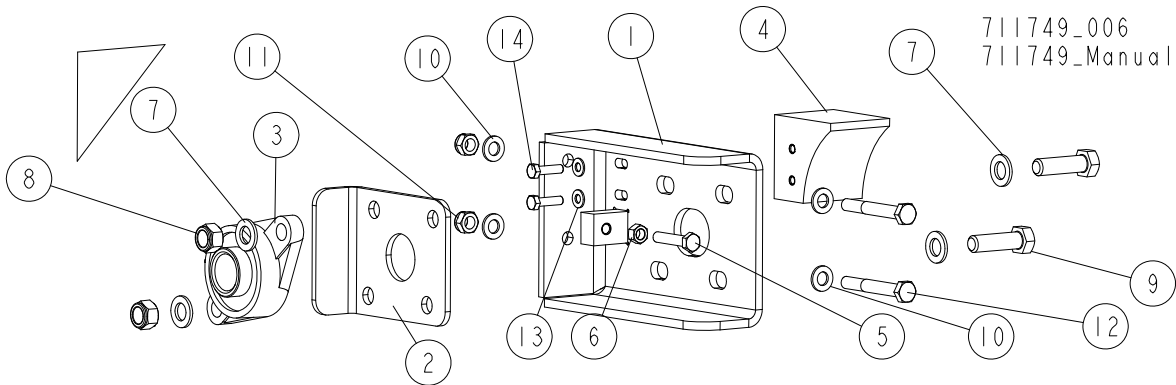
9.5 Belt Conveyor Pulley

711749_005
 711749_Manual



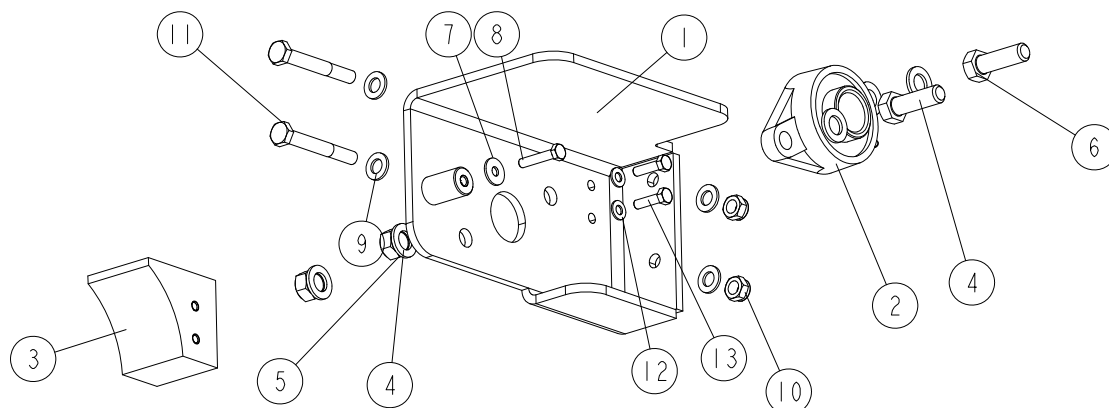
REF.	DESCRIPTION (◆ Indicates Parts Available in Assemblies Only)	PART #	QTY	
	PULLEY ASSEMBLY, BELT CONVEYOR (1)	512557	1	
1	PULLEY, BELT CONVEYOR (1)	511282-1	1	
2	LAGGING, PULLEY	R00100	1	
3	ADHESIVE, TEXCOL	090875	1	
4	KEY, A8X7X32 PARALLEL	088564	2	

9.6 Left Pulley Bracket



REF.	DESCRIPTION (◆ Indicates Parts Available in Assemblies Only)	PART #	QTY
1	BRACKET WELDMENT, PULLEY MOUNT - LEFT	711176-1	1
2	PLATE, BELT TENSION CORRECTION	511278-1	1
3	BEARING, UCFL 206 (CX) BALL	090851	1
4	BLOCK, SAFETY	711178	1
5	BOLT, M10X50-8.8 HEX HEAD FULL THREAD ZINC	F81003-4	1
6	NUT, M10 8 HEX ZINC	F81033-3	1
7	WASHER, 17 SPLIT LOCK ZINC	F81058-1	4
8	NUT, M16-8 HEX NYLON ZINC LOCK	F81036-2	2
9	BOLT, M16X50-8.8 HEX HEAD FULL THREAD ZINC	F81006-38	2
10	WASHER, 13 FLAT ZINC	F81056-1	4
11	NUT, M12 8 HEX NYLON ZINC LOCK	F81034-2	2
12	BOLT, M12X90 8.8 HEX HEAD ZINC	F81004-2	2
13	WASHER, 8.4 FLAT ZINC	F81054-1	2
14	BOLT, M8X30-5.8-B HEX HEAD FULL THREAD ZINC	F81002-2	2

9.7 Right Pulley Bracket



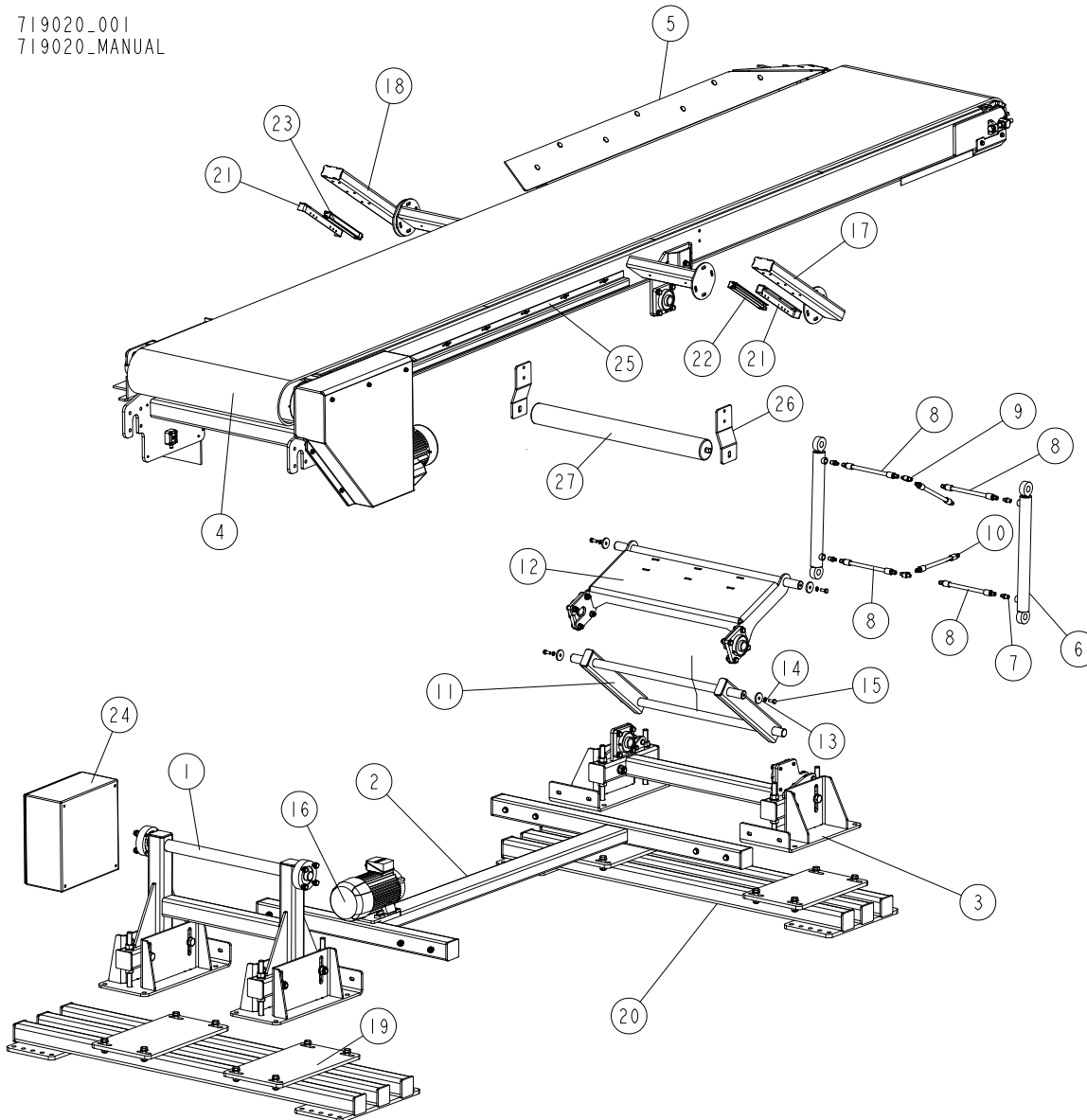
711749_007
711749_Manual

REF.	DESCRIPTION (◆ Indicates Parts Available in Assemblies Only)	PART #	QTY
1	BRACKET WELDMENT, PULLEY MOUNT - RIGHT	711174-1	1
2	BEARING, UCFL 206 (CX) BALL	090851	1
3	BLOCK, SAFETY	711178	1
4	WASHER, 17 SPLIT LOCK ZINC	F81058-1	4
5	NUT, M16-8 HEX NYLON ZINC LOCK	F81036-2	2
6	BOLT, M16X50-8.8 HEX HEAD FULL THREAD ZINC	F81006-38	2
7	WASHER, ISO 7093-1-8-200 HV-A2E	F81054-11	1
8	BOLT, M8X40-8.8 HEX HEAD FULL THREAD ZINC	F81002-15	1
9	WASHER, 13 FLAT ZINC	F81056-1	4
10	NUT, M12 8 HEX NYLON ZINC LOCK	F81034-2	2
11	BOLT, M12X90 8.8 HEX HEAD ZINC	F81004-2	2
12	WASHER, 8.4 FLAT ZINC	F81054-1	2
13	BOLT, M8X30-5.8-B HEX HEAD FULL THREAD ZINC	F81002-2	2

ROZDZIAŁ 10 BELT CONVEYOR (NO. 719020)

10.1 Complete Belt Conveyor

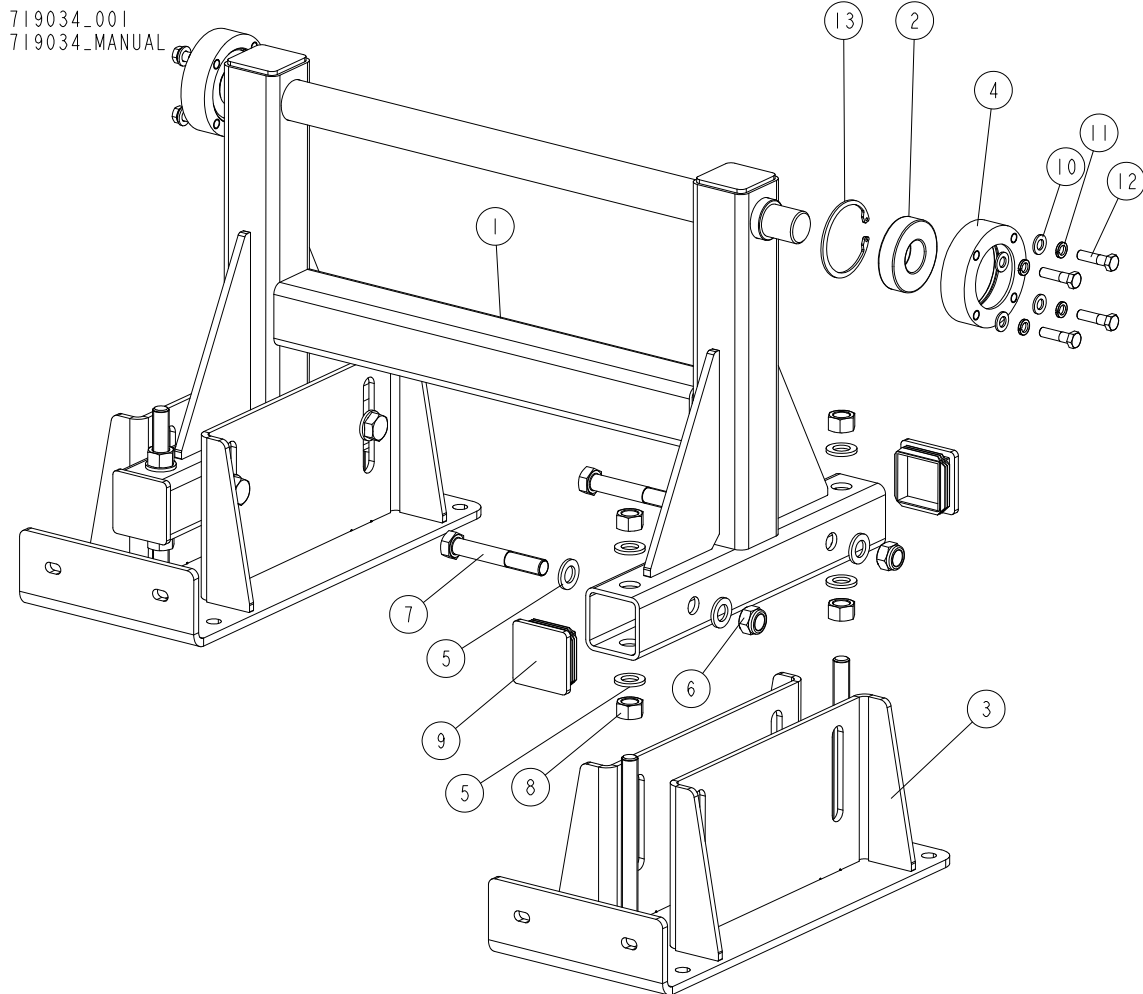
719020_001
719020_MANUAL



REF.	DESCRIPTION (* indicates parts available in assemblies only)	PART #	QTY
-	TABLE, HYDRAULICALLY ADJUSTED	719020	1
1	SUPPORT, TABLE See Section 10.2	719034	1
2	TUBE WELDMENT, JOINING - COMPLETE See Section 10.3	719049	1
3	BASE, ADJUSTABLE HYDRAULIC CYLINDER See Section 10.4	719055	1
4	TABLE, BELT CONVEYOR - COMPLETE See Section 10.5	719021	1
5	PLATE, GUIDE - COMPLETE See Section 10.9	719087	1
-	CYLINDER, HYDRAULIC - COMPLETE	719122	2
6	CYLINDER, CJ-S -16-40/28/350 HYDRAULIC	713533	1
7	FITTING, 3/4UNF - 7/16UNF (JIC) HOSE END	719123	2
8	HOSE, 2G 1/4X300 W7/16UNF-W7/16UNF HYDRAULIC	541889	4
9	FITTING, 1/4JIC UNION TEE	P09145	2

REF.	DESCRIPTION (* indicates parts available in assemblies only)	PART #	QTY	
10	HOSE, 2G 1/4XXXX W7/16UNF-W7/16UNF HYDRAULIC	719124	2	
11	FRAME, LOWER	719041-1	1	
12	PLATE, UPPER - COMPLETE See Section 10.10	719043	1	
13	WASHER, 10.5/45-6 ZINC-PLATED	086286-1	4	
14	WASHER, Z 10.2 SPLIT LOCK ZINC	F81055-2	4	
15	BOLT, M10X25 8.8 HEX HEAD FULL THREAD ZINC	F81003-11	4	
16		SILNIK_POMPY	1	
17	BRACKET WELDMENT, SENSOR	719110-1	1	
18	BRACKET WELDMENT, SENSOR	719114-1	1	
19	BASE, BELT CONVEYOR - COMPLETE See Section 10.11	719098	1	
20	BASE, BELT CONVEYOR - COMPLETE See Section 10.12	719100	1	
21	BRACKET, SENSOR MOUNT	719113	2	
22	SENSOR, LX9EQ EMITTER M12 LIGHT SCREEN	539857	1	
23	SENSOR, LX9RQ RECEIVER M12 LIGHT SCREEN	539856	1	
24	BOX, WB2000PALLETSRUS - IOL COMPLETE	539868	1	
25	DUCT, CABLE - COMPLETE See Section 10.13	719117	2	
26	BRACKET, ROLLER	719126-1	2	
27	ROLLER, Ø=89-900/3	719125	1	

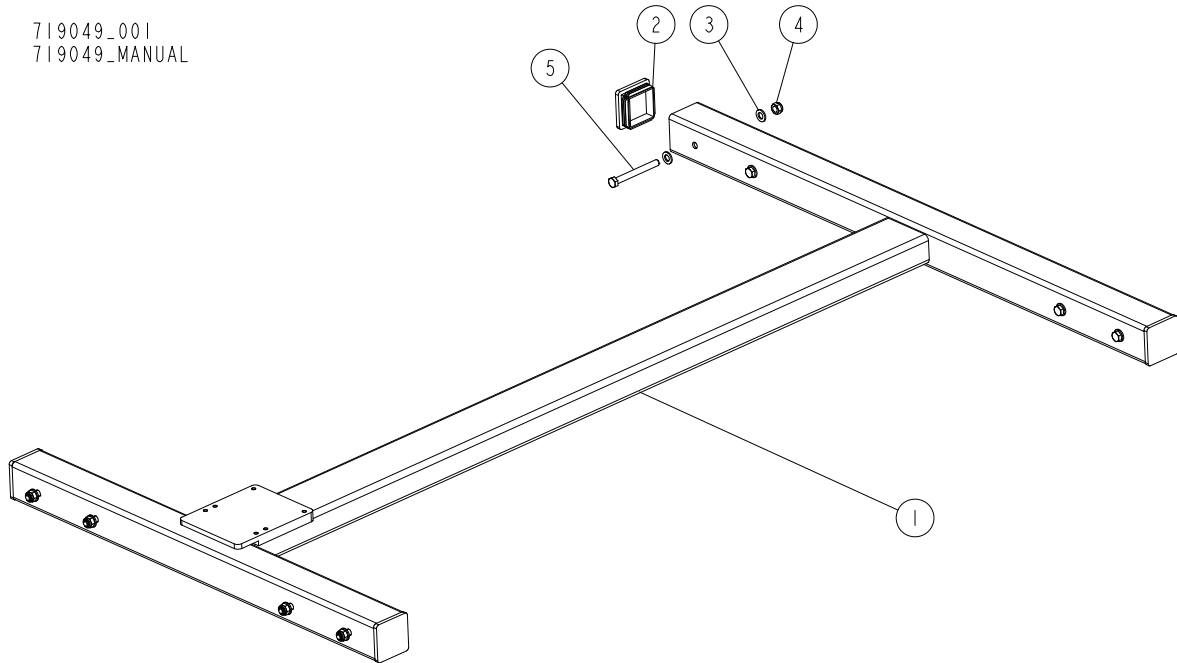
10.2 Conveyor Table Support (No. 719034)



REF.	DESCRIPTION (* indicates parts available in assemblies only)	PART #	QTY
-	SUPPORT, CONVEYOR TABLE	719034	1
1	SUPPORT, TABLE	719035-1	1
2	BEARING, 6308 2RS CX BALL	504268	2
3	FOOT, TABLE SUPPORT	719081-1	2
4	HOUSING, PIVOT SHAFT BEARING	534723-1	2
5	WASHER, 21 FLAT ZINC	F81059-2	16
6	NUT, M20-8 DIN985 HEX NYLON ZINC LOCK	F81037-2	4
7	BOLT, M20X130-8.8 HEX HEAD ZINC	F81007-34	4
8	NUT, M20-8- HEX ZINC	F81037-1	8
9	CAP, 80X80 GR 5-8MM TULPLAST NO. 326, TUBE END	524772	4
10	WASHER, 13 FLAT ZINC	F81056-1	8
11	WASHER, Z12.2 SPLIT LOCK ZINC	F81056-2	8
12	BOLT, M12X45 8.8 HEX HEAD ZINC	F81004-32	8
13	RING, W90 INSIDE RETAINING	F81090-29	2

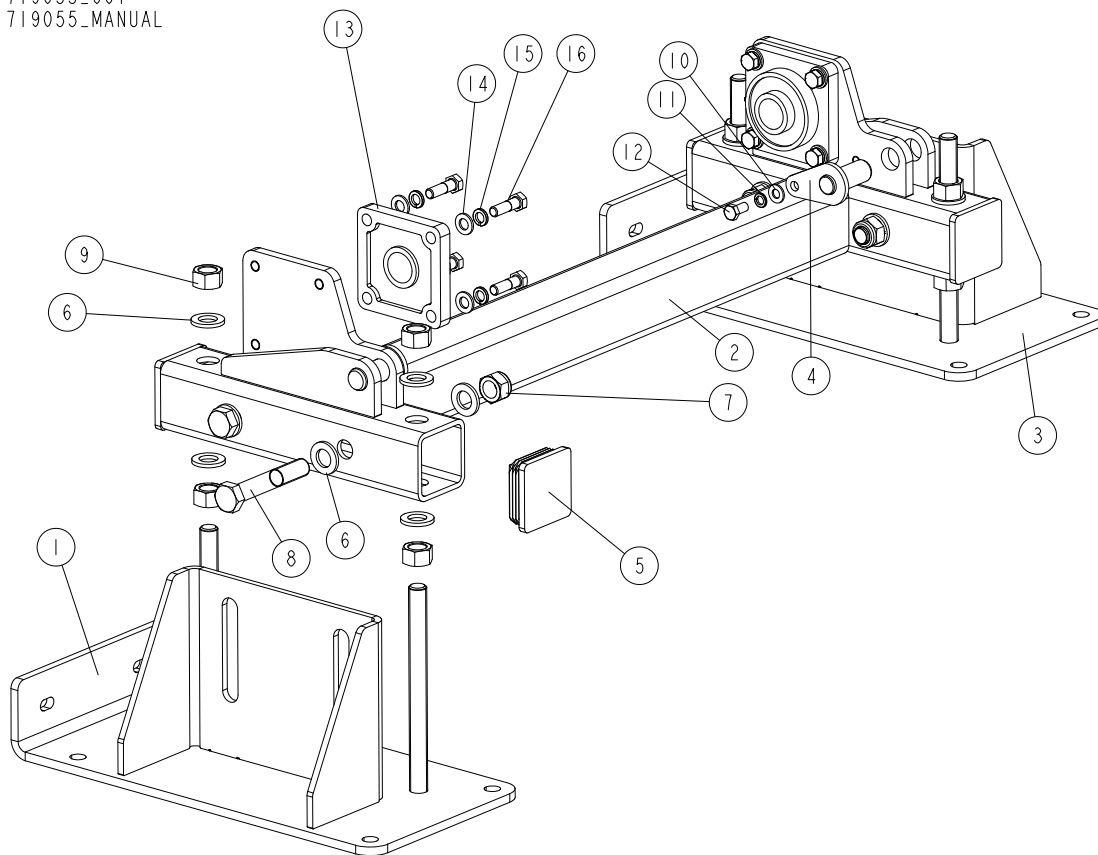
10.3 Connection Bracket Assembly (Part No. 719049)

719049_001
719049_MANUAL



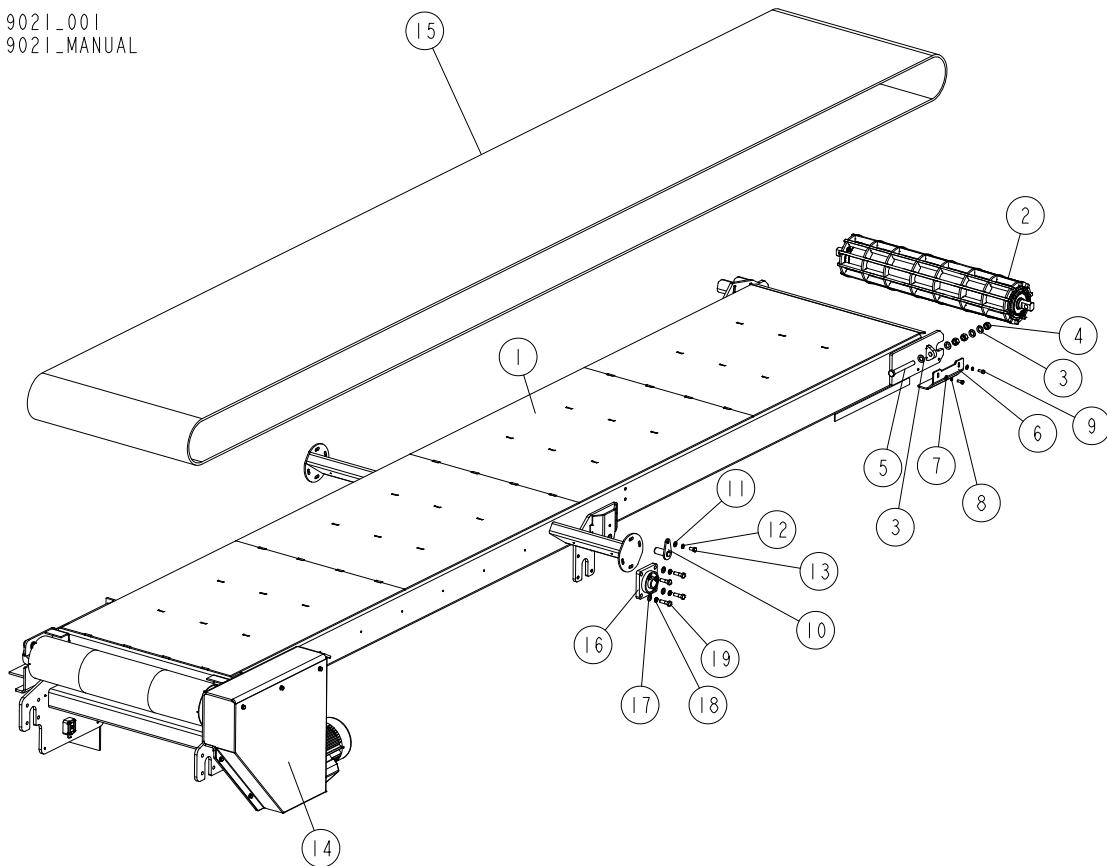
REF.	DESCRIPTION (* indicates parts available in assemblies only)	PART #	QTY	
-	TUBE WELDMENT, JOINING - COMPLETE	719049	1	
1	TUBE WELDMENT, TABLE SUPPORT CONNECTION	719051-1	1	
2	CAP, 80X80 2-4 #111227 TUBE END	089644	4	
3	WASHER, 13 FLAT ZINC	F81056-1	16	
4	NUT, M12-8 DIN 982 HEX NYLON ZINC LOCK	F81034-2	8	
5	BOLT, M12X110-8.8-B HEX HEAD ZINC	F81004-47	8	

10.4 Adjustable Hydraulic Cylinder Base (No. 719055)

719055_001
719055_MANUAL

REF.	DESCRIPTION (* indicates parts available in assemblies only)	PART #	QTY
-	BASE, ADJUSTABLE HYDRAULIC CYLINDER	719055	1
1	FOOT, TABLE SUPPORT - LEFT	541872-1	1
2	BASE, HYDRAULIC CYLINDER	719056-1	1
3	FOOT, TABLE SUPPORT - RIGHT	532637-1	1
4	PIN, 25X55 W/PLATE	532650-1	2
5	CAP, 80X80 GR 5-8MM TULPLAST NO. 326, TUBE END	524772	4
6	WASHER, 21 FLAT ZINC	F81059-2	16
7	NUT, M20-8 DIN985 HEX NYLON ZINC LOCK	F81037-2	4
8	BOLT, M20X120-8.8 HEX HEAD ZINC	F81007-14	4
9	NUT, M20-8- HEX ZINC	F81037-1	8
10	WASHER, 10.5 FLAT ZINC	F81055-1	2
11	WASHER, Z 10.2 SPLIT LOCK ZINC	F81055-2	2
12	BOLT, ISO 4017-M10X20-8.8-A2E HEX HEAD FULL THREAD	F81003-53	2
13	UNIT, UCF 207 SQUARE FLANGED BALL BEARING	097668	2
14	WASHER, 13 FLAT ZINC	F81056-1	8
15	WASHER, Z12.2 SPLIT LOCK ZINC	F81056-2	8
16	BOLT, M12X40-8.8 HEX HEAD	F81004-1	8

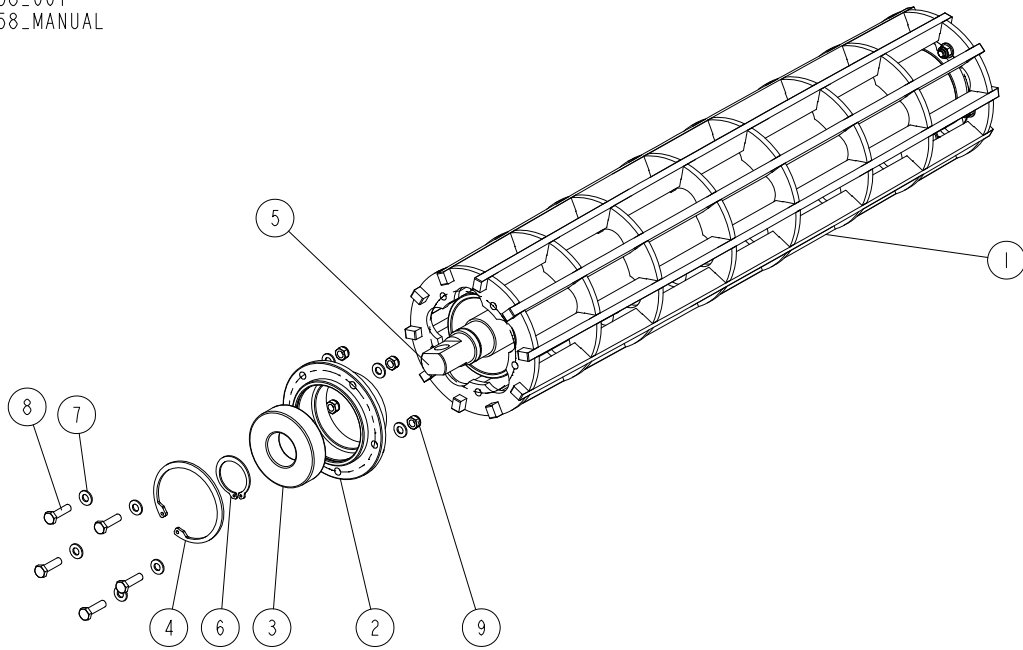
10.5 Conveyor Table (No. 719021)

719021_001
719021_MANUAL

REF.	DESCRIPTION (* indicates parts available in assemblies only)	PART #	QTY
-	TABLE, BELT CONVEYOR - COMPLETE	719021	1
1	TABLE, CONVEYOR (800)	719023-1	1
2	PULLEY, CONVEYOR IDLER (800) See Section 10.6	719058	1
3	WASHER, 17 FLAT ZINC	F81058-1	8
4	NUT, M16-8 HEX ZINC	F81036-1	6
5	BOLT, M16X140-8.8 HEX HEAD FULL THREAD ZINC	F81006-48	2
6	ANGLE, PROTECTIVE	534302-1	2
7	WASHER, 8.4 FLAT ZINC	F81054-1	4
8	WASHER, 8.2 SPLIT LOCK ZINC	F81054-4	4
9	BOLT, M8X20 8.8 HEX HEAD FULL THREAD ZINC	F81002-4	4
10	PIN, 25X55 W/PLATE	532650-1	2
11	WASHER, 10.5 FLAT ZINC	F81055-1	2
12	WASHER, Z 10.2 SPLIT LOCK ZINC	F81055-2	2
13	BOLT, ISO 4017-M10X20-8.8-A2E HEX HEAD FULL THREAD	F81003-53	2
14	PULLEY ASSEMBLY, DRIVE See Section 10.7	719068	1
15	BELT, 2MOP3 LG10362X800 CONVEYOR	719022	1
16	UNIT, UCF 207 SQUARE FLANGED BALL BEARING	097668	2
17	WASHER, 13 FLAT ZINC	F81056-1	8
18	WASHER, Z12.2 SPLIT LOCK ZINC	F81056-2	8
19	BOLT, M12X40-8.8 HEX HEAD	F81004-1	8

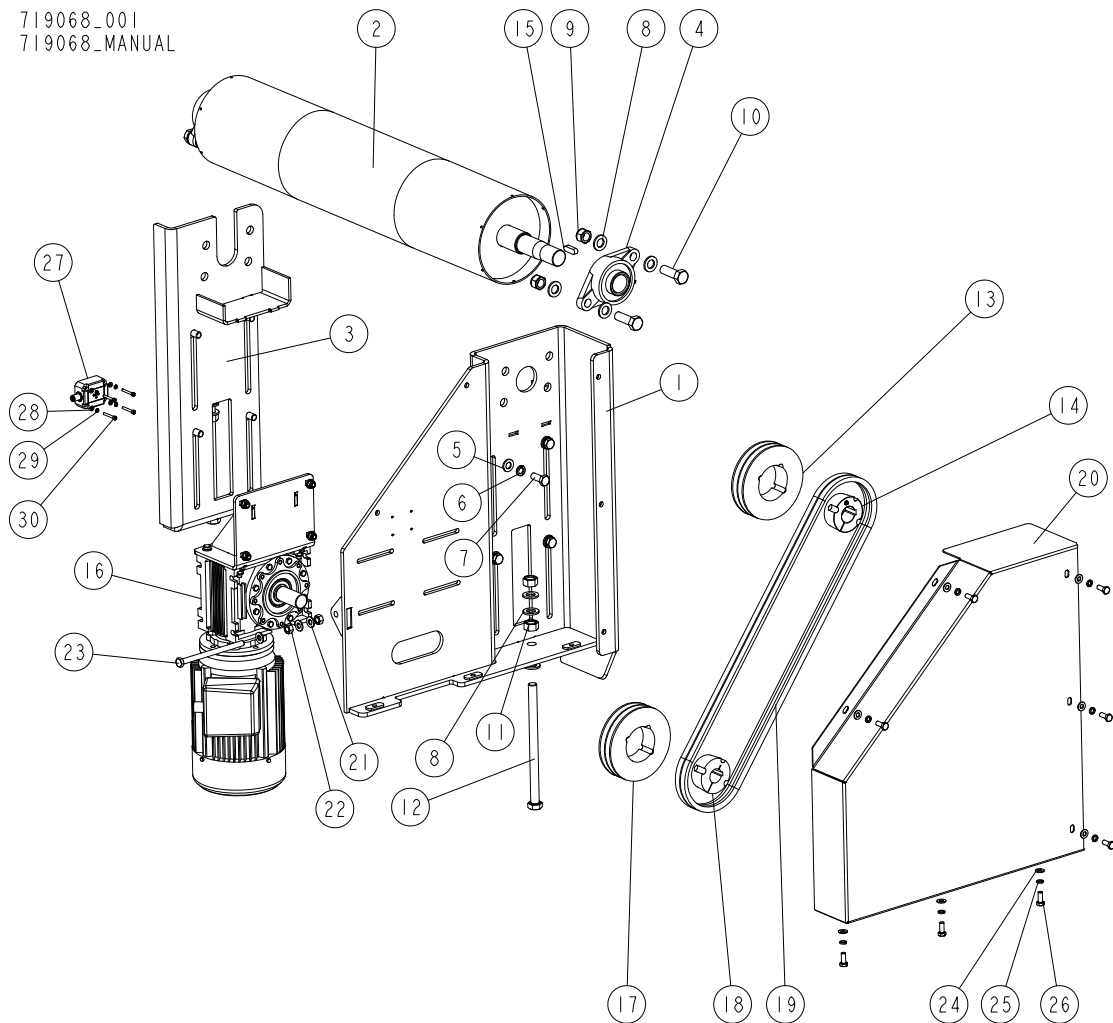
10.6 Conveyor Idler Pulley (No. 719058)

719058_001
719058_MANUAL



REF.	DESCRIPTION (* indicates parts available in assemblies only)	PART #	QTY
-	PULLEY, WM (800) CONVEYOR IDLER	719058	1
1	ROLLER, BELT SCRAPER (800)	719059-1	1
-	HUB, PULLEY BEARING - COMPLETE	511305	2
2	HUB, PULLEY BEARING	511304-1	1
3	BEARING, 6308 2RS CX BALL	504268	1
4	RING, W90 INSIDE RETAINING	F81090-29	1
5	SHAFT, IIDLER PULLEY (800)	719062	1
6	RING, Z40 OUTSIDE RETAINING	F81090-33	2
7	WASHER, 8.4 FLAT ZINC	F81054-1	20
8	BOLT, M8X30 8.8 HEX HEAD FULL THREAD ZINC	F81002-7	10
9	NUT, M8-8-B HEX NYLON ZINC LOCK	F81032-2	10

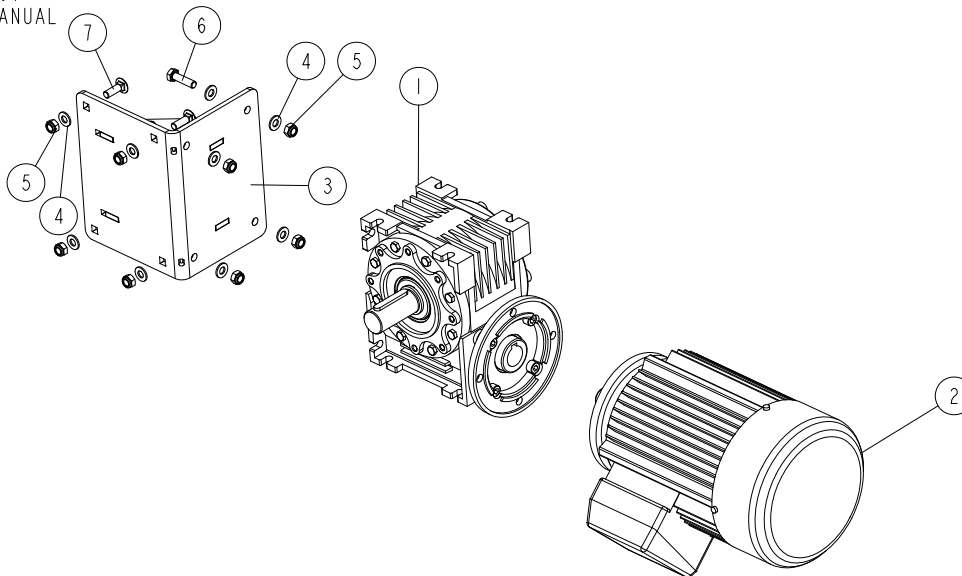
10.7 Drive Pulley Assembly (No. 719068)

719068_001
719068_MANUAL

REF.	DESCRIPTION (* indicates parts available in assemblies only)	PART #	QTY
-	PULLEY ASSEMBLY, DRIVE	719068	1
1	BRACKET, PULLEY DRIVE	535058-1	1
2	PULLEY, DRIVE - COMPLETE (800)	719063	1
3	BRACKET, DRIVE PULLEY	534313-1	1
4	BEARING, UCFL 207 W/HOUSING	524021	2
5	WASHER, 13 FLAT ZINC	F81056-1	8
6	WASHER, Z12.2 SPLIT LOCK ZINC	F81056-2	8
7	BOLT, M12X30 8.8 HEX HEAD FULL THREAD ZINC	F81004-22	8
8	WASHER, 17 FLAT ZINC	F81058-1	14
9	NUT, M16-8 HEX NYLON ZINC LOCK	F81036-2	4
10	BOLT, M16X50-8.8 HEX HEAD FULL THREAD ZINC	F81006-7	4
11	NUT, M16-8 HEX ZINC	F81036-1	4
12	BOLT, ISO 4017-M16X240-8.8-A2E HEX HEAD FULL THREAD	F81006-29	2
-	PULLEY, 2X SPA 140 X 32	535076	1
13	PULLEY, 2X SPA 140	535064	1
14	BUSHING, 2012X32 TAPER LOCK	535075	1

REF.	DESCRIPTION (* indicates parts available in assemblies only)	PART #	QTY	
15	KEY, A10X8X32, PARALLEL	507591	1	
16	MOTOREDUCER, W/BRACKET See Section 10.8	535062	1	
-	PULLEY, 2X SPA 140 X 28	535065	1	
17	PULLEY, 2X SPA 140	535064	1	
18	BUSHING, 2012X28 TAPER LOCK	535055	1	
19	V-BELT, XPA 1550	535066	2	
20	GUARD, CONVEYOR DRIVE	535074-1	1	
21	WASHER, 10.5 FLAT ZINC	F81055-1	3	
22	NUT, M10 8 HEX ZINC	F81033-3	2	
23	BOLT, M10X150-8.8 HEX HEAD FULL THREAD ZINC	F81003-54	1	
24	WASHER, 8.4 FLAT ZINC	F81054-1	8	
25	WASHER, 8.2 SPLIT LOCK ZINC	F81054-4	8	
26	BOLT, M8X20 8.8 HEX HEAD FULL THREAD ZINC	F81002-4	8	
27	SENSOR, -15+15 4-20MA BSI001E INCLINATION	539861	1	
28	WASHER, 4.3 FLAT ZINC	F81051-2	4	
29	WASHER, Z 4.1 SPLIT LOCK ZINC	F81051-1	4	
30	SCREW, M4X30-8.8 DIN 912 ISO 4762 HEX SOCKET HEAD CAP ZINC	F81000-85	4	

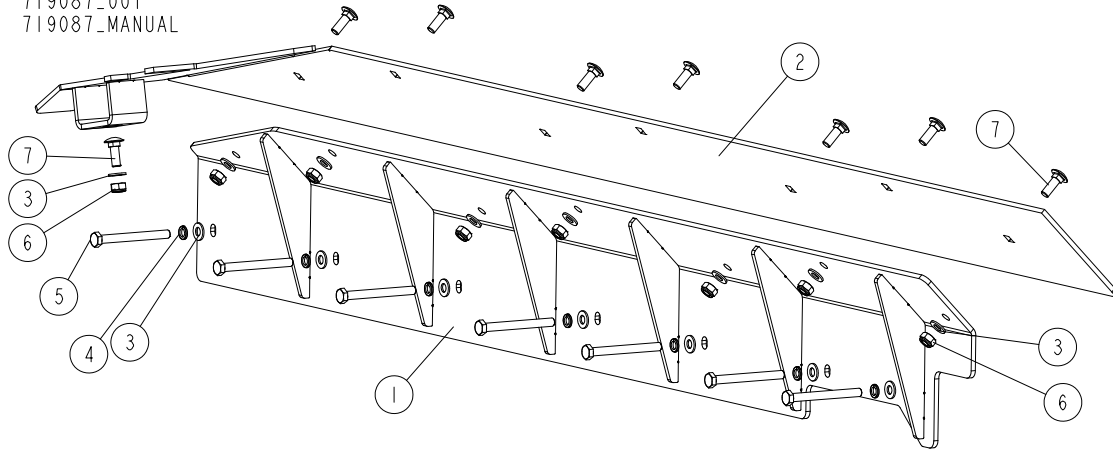
10.8 Motoreducer w/Bracket (No. 535062)

535062_001
535062_MANUAL

REF.	DESCRIPTION (* indicates parts available in assemblies only)	PART #	QTY
-	MOTOREDUCER, W/BRACKET	535062	1
-	MOTOREDUCER, MR-63/16[2.2-2800-140/24-PTC-IE2-[S3=60%]-G]WJ2/B3	535078	1
1	REDUCER, MR-63/16 [WBS] WJ/B3	535077	1
2	MOTOR, 2.2 KW 2800 R.P.M.	535061	1
3	BRACKET, REDUCER MOUNT	535071-1	1
4	WASHER, 8.4 FLAT ZINC	F81054-1	12
5	NUT, M8-8-B HEX NYLON ZINC LOCK	F81032-2	8
6	BOLT, M8X30 8.8 HEX HEAD FULL THREAD ZINC	F81002-7	4
7	BOLT, M8X25-8.8 CARRIAGE ZINC	F81002-59	4

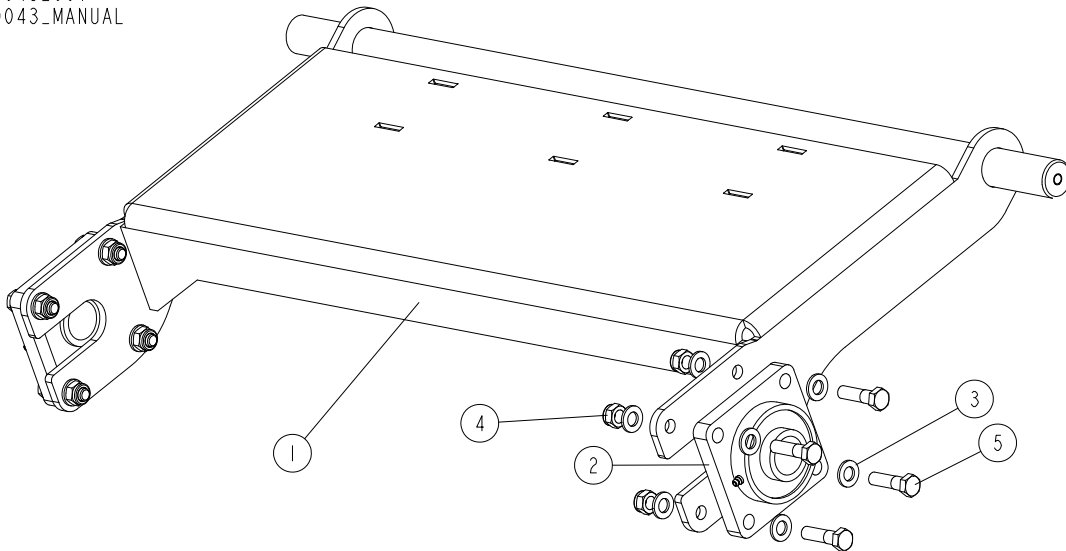
10.9 Guide Plate (No. 719087)

719087_001
719087_MANUAL



REF.	DESCRIPTION (* indicates parts available in assemblies only)	PART #	QTY
-	PLATE, GUIDE - COMPLETE	719087	1
1	PLATE, MOUNT	719091-1	1
2	PLATE, GUIDE	719088-1	1
3	WASHER, 10.5 FLAT ZINC	F81055-1	15
4	WASHER, Z 10.2 SPLIT LOCK ZINC	F81055-2	7
5	BOLT, M10X100-8.8 HEX HEAD ZINC	F81003-52	7
6	NUT, M10-8-B HEX NYLON ZINC LOCK	F81033-1	8
7	BOLT, M10X30-8.8 CARRIAGE ZINC	F81003-101	8

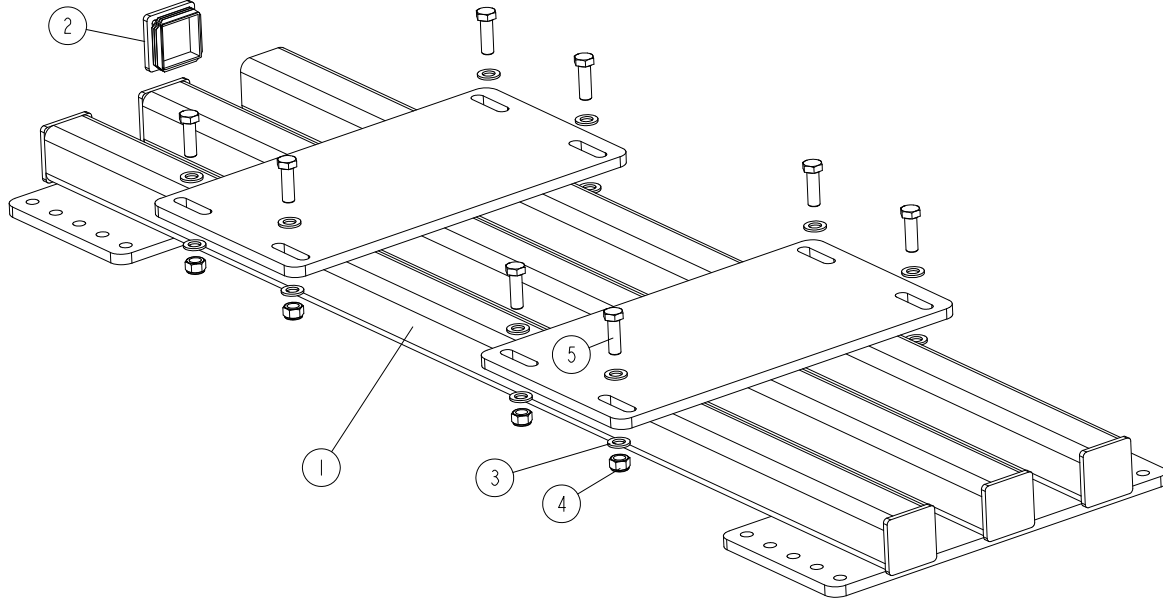
10.10 Upper Plate (No. 719043)

719043_001
719043_MANUAL

REF.	DESCRIPTION (* indicates parts available in assemblies only)	PART #	QTY	
-	PLATE, UPPER - COMPLETE	719043	1	
1	PLATE WELDMENT, UPPER	719044-1	1	
2	UNIT, UCF 207 SQUARE FLANGED BALL BEARING	097668	2	
3	WASHER, 13 FLAT ZINC	F81056-1	16	
4	NUT, M12-8 DIN 982 HEX NYLON ZINC LOCK	F81034-2	8	
5	BOLT, M12X45 8.8 HEX HEAD ZINC	F81004-32	8	

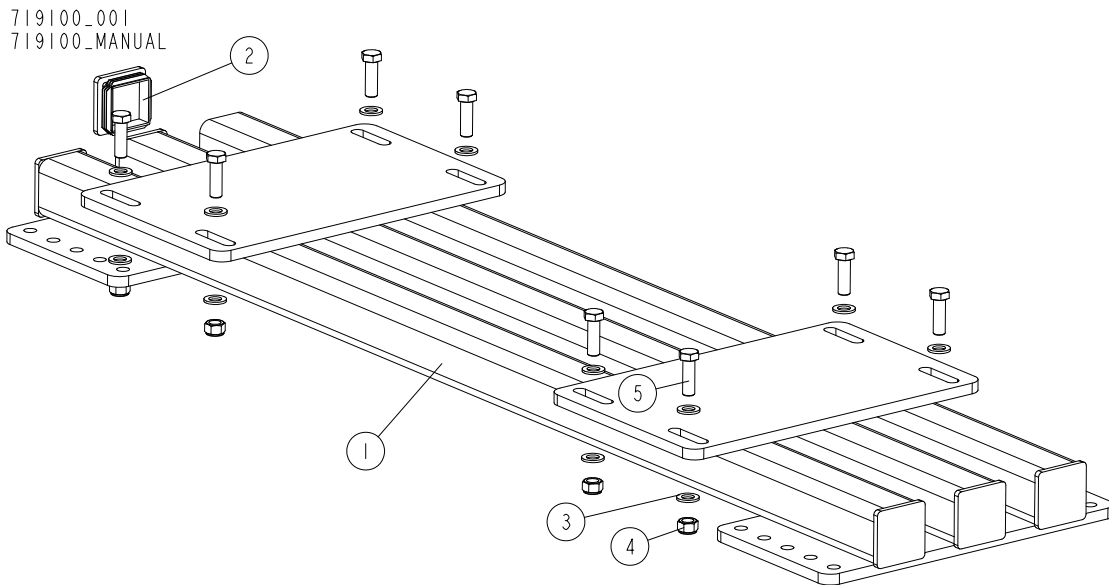
10.11 Conveyor Base (No. 719098)

719098_001
719098_MANUAL



REF.	DESCRIPTION (* indicates parts available in assemblies only)	PART #	QTY
-	BASE, BELT CONVEYOR - COMPLETE	719098	1
1	BASE WELDMENT, BELT CONVEYOR	719097-1	1
2	CAP, 80X80 GR 5-8MM TULPLAST NO. 326, TUBE END	524772	6
3	WASHER, 17 FLAT ZINC	F81058-1	16
4	NUT, M16-8 HEX NYLON ZINC LOCK	F81036-2	8
5	BOLT, M16X50-8.8 HEX HEAD FULL THREAD ZINC	F81006-38	8

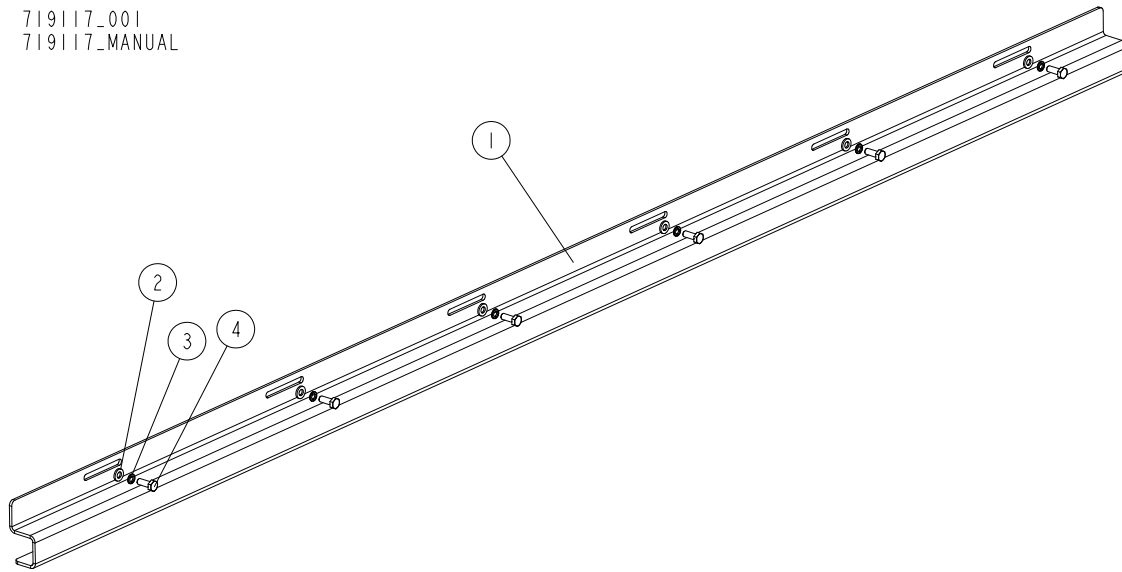
10.12 Conveyor Base (No. 719100)



REF.	DESCRIPTION (* indicates parts available in assemblies only)	PART #	QTY	
-	BASE, BELT CONVEYOR - COMPLETE	719100	1	
1	BASE WELDMENT, BELT CONVEYOR	719099-1	1	
2	CAP, 80X80 GR 5-8MM TULPLAST NO. 326, TUBE END	524772	6	
3	WASHER, 17 FLAT ZINC	F81058-1	16	
4	NUT, M16-8 HEX NYLON ZINC LOCK	F81036-2	8	
5	BOLT, M16X50-8.8 HEX HEAD FULL THREAD ZINC	F81006-38	8	

10.13 Cable Duct (No. 719117)

719117_001
719117_MANUAL



REF.	DESCRIPTION (* indicates parts available in assemblies only)	PART #	QTY
-	DUCT, CABLE - COMPLETE	719117	1
1	DUCT, CABLE	719116-1	1
2	WASHER, 6.4 FLAT ZINC	F81053-1	6
3	WASHER, Z 6.1 SPLIT LOCK ZINC	F81053-3	6
4	BOLT, M6X16-8.8 HEX HEAD FULL THREAD ZINC	F81001-15	6

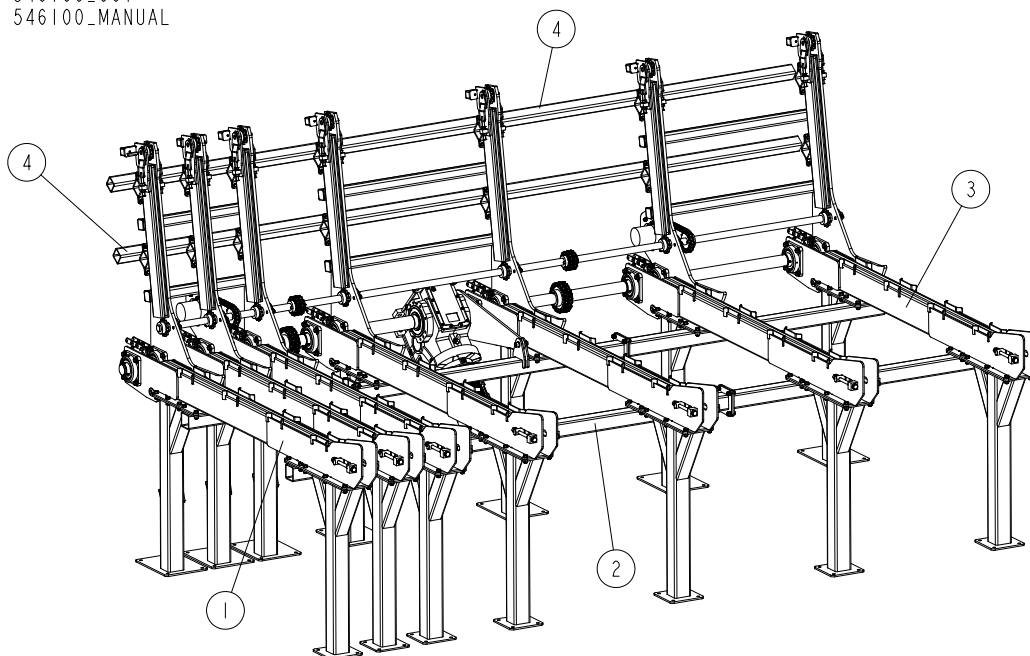
11 LOG LOADING RAMP (NO. 546100)

Log Loading Ramp (No. 546100)

SECTION 11 LOG LOADING RAMP (NO. 546100)

11.1 Log Loading Ramp (No. 546100)

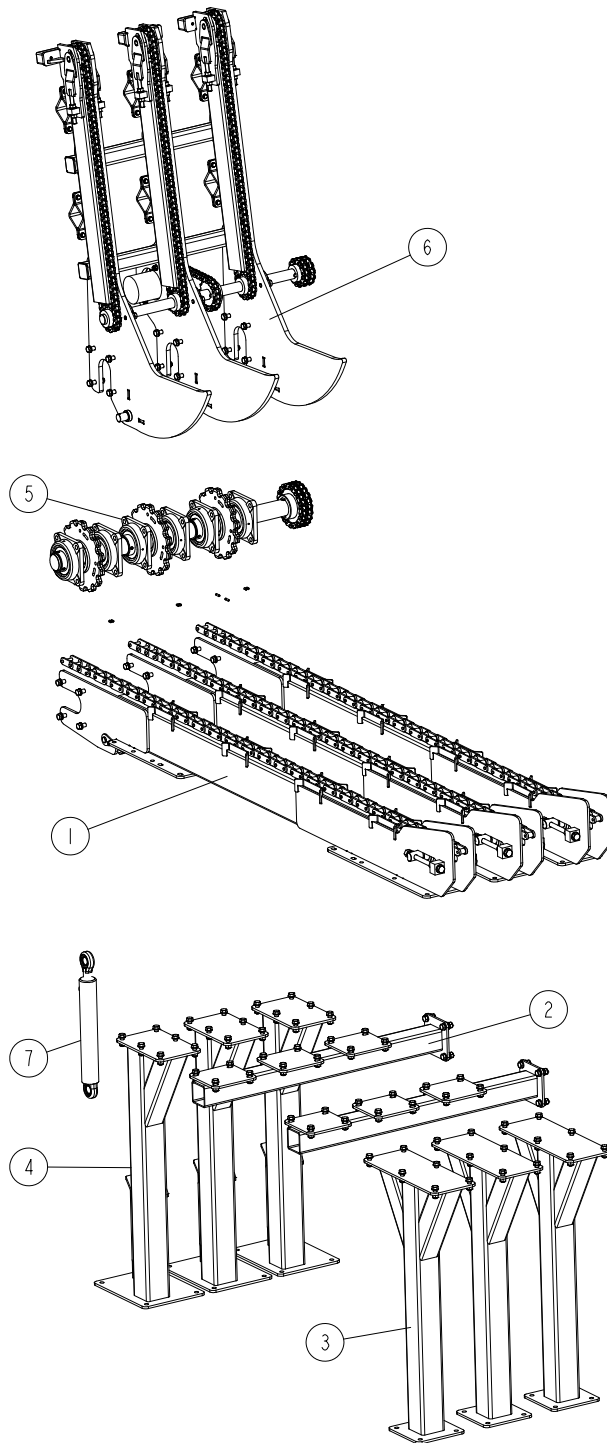
546100_001
546100_MANUAL



REF.	DESCRIPTION (* indicates parts available in assemblies only)	PART#	QTY	
-	RAMP, PALLETS R US LOG LOADING	546100	1	
1	FIRST SEGMENT See Section 11.2	546101	1	
2	SECOND SEGMENT See Section 11.14	546102	1	
3	THIRD SEGMENT See Section 11.22	546103	1	
4	TUBE, LOADER ARM JOINING	546024-1	2	

11.2 Log Loading Ramp Segment (No. 546101)

546101_001
546101_MANUAL

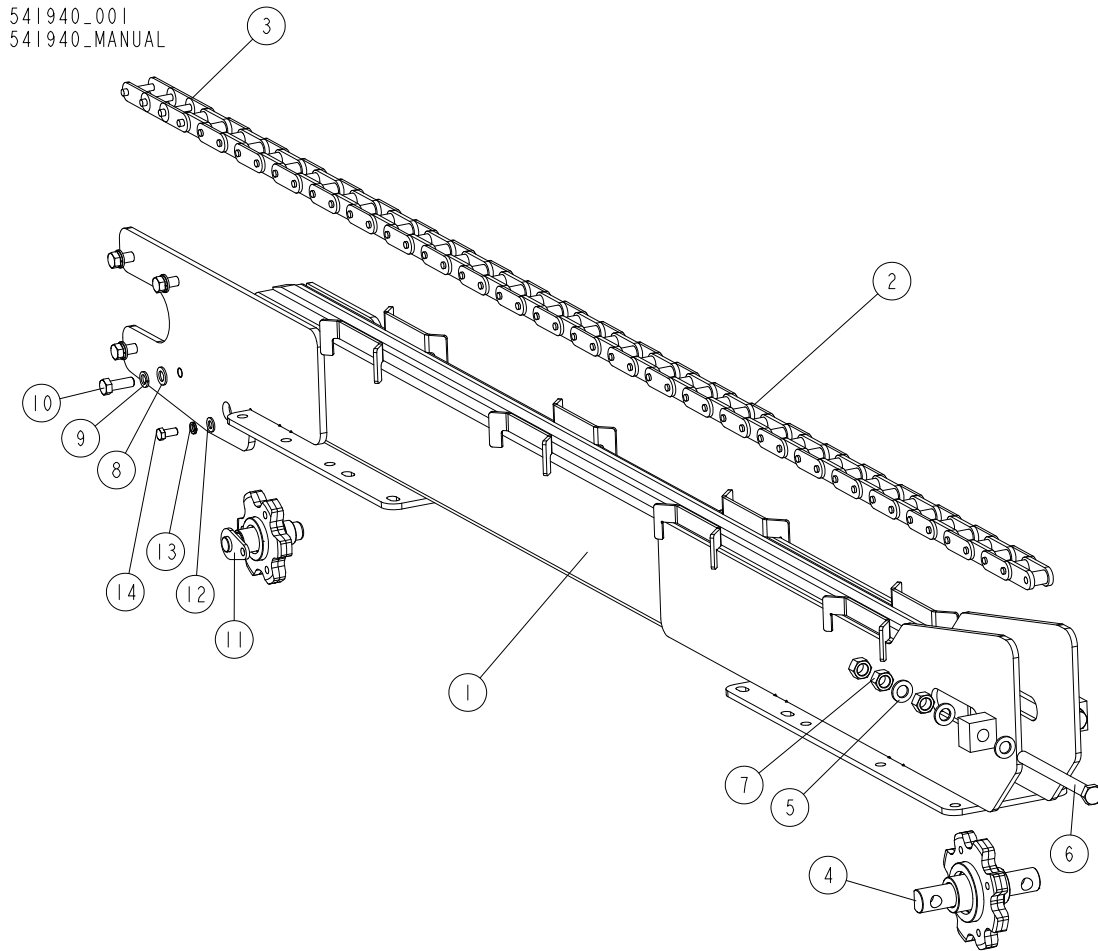


REF.	DESCRIPTION (* indicates parts available in assemblies only)	PART #	QTY
-	SEGMENT, LOG LOADING RAMP (1)	546101	1
1	BEAM, SEGMENT BASE - COMPLETE See Section 11.3	541940	3
2	TUBE, 1ST SEGMENT JOINING - COMPLETE See Section 11.6	546059	2
3	LEG ASSEMBLY, LOG LOADING RAMP REAR See Section 11.7	546056	3
4	LEG, COMPLETE FRONT See Section 11.8	546053	3

3**Log Loading Ramp Segment (No. 546101)**

REF.	DESCRIPTION (* indicates parts available in assemblies only)	PART #	QTY	
5	SHAFT, 1ST SEGMENT - COMPLETE See Section 11.9	546049	1	
6	LOADER, 1ST SEGMENT - COMPLETE See Section 11.3	541970	1	
7	CYLINDER, 63/36/320 HYDRAULIC	541976	1	

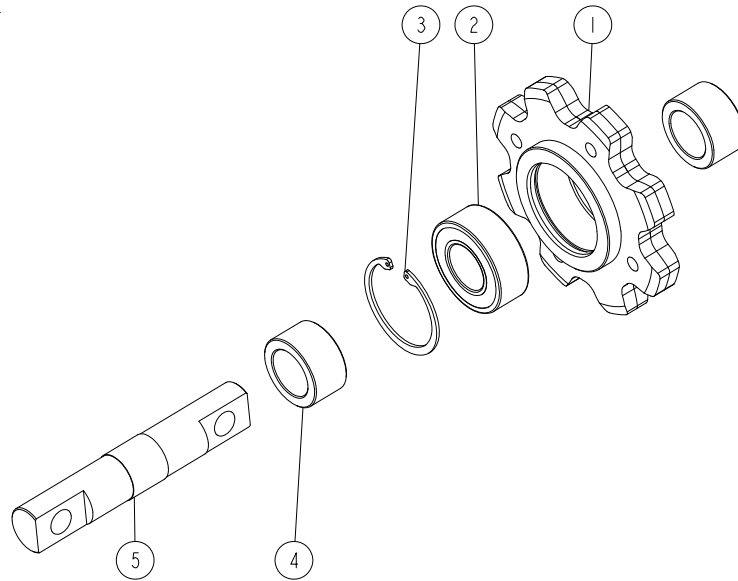
11.3 Segment Base Beam (No. 541940)



REF.	DESCRIPTION (* indicates parts available in assemblies only)	PART #	QTY
-	BEAM, SEGMENT BASE - COMPLETE	541940	1
1	BEAM, SEGMENT BASE	541935-1	1
-	CHAIN, 81XH COMPLETE	541932	1
2	CHAIN, 81XH 95-LINK (L = 6295 MM)	541930	1
3	LINK, 81XH CHAIN	719078	3
4	SPROCKET, TENSION - COMPLETE See Section 11.4	541951	1
5	WASHER, 21 FLAT ZINC	F81059-2	6
6	BOLT, M20X240-8.8 HEX HEAD FULL THREAD ZINC	F81007-1	2
7	NUT, M20-8- HEX ZINC	F81037-1	6
8	WASHER, 17 FLAT ZINC	F81058-1	4
9	WASHER, 16.3 SPLIT LOCK ZINC	F81058-2	4
10	BOLT, M16X45-8.8 HEX HEAD FULL THREAD ZINC	F81006-46	4
11	SPROCKET, CHAIN GUIDE - COMPLETE See Section 11.5	541978	1
12	WASHER, 13 FLAT ZINC	F81056-1	1
13	WASHER, Z12.2 SPLIT LOCK ZINC	F81056-2	1
14	BOLT, M12X25-8.8 HEX HEAD FULL THREAD ZINC	F81004-31	1

11.4 Tension Sprocket (No. 541951)

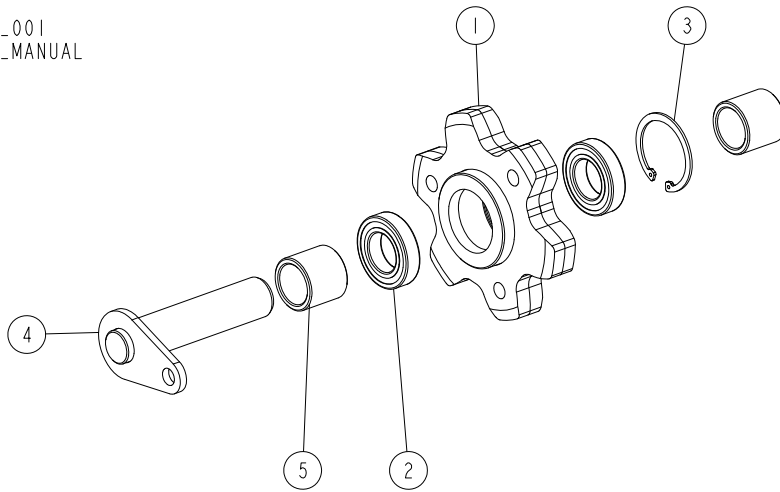
541951_001
541951_MANUAL



REF.	DESCRIPTION (* indicates parts available in assemblies only)	PART #	QTY	
-	SPROCKET, TENSION - COMPLETE	541951	1	
1	SPROCKET, 81X Z8	541944-1	1	
2	BEARING, 3208. 2RSR. TVH (FAG) ROLLING	088449	1	
3	RING, W80 INSIDE RETAINING	F81090-25	1	
4	BUSHING, 40.5/59.9-33	089916	2	
5	SHAFT, SPROCKET ZINC-PLATED	089915-1	1	

11.5 Chain Guide Sprocket (No. 541978)

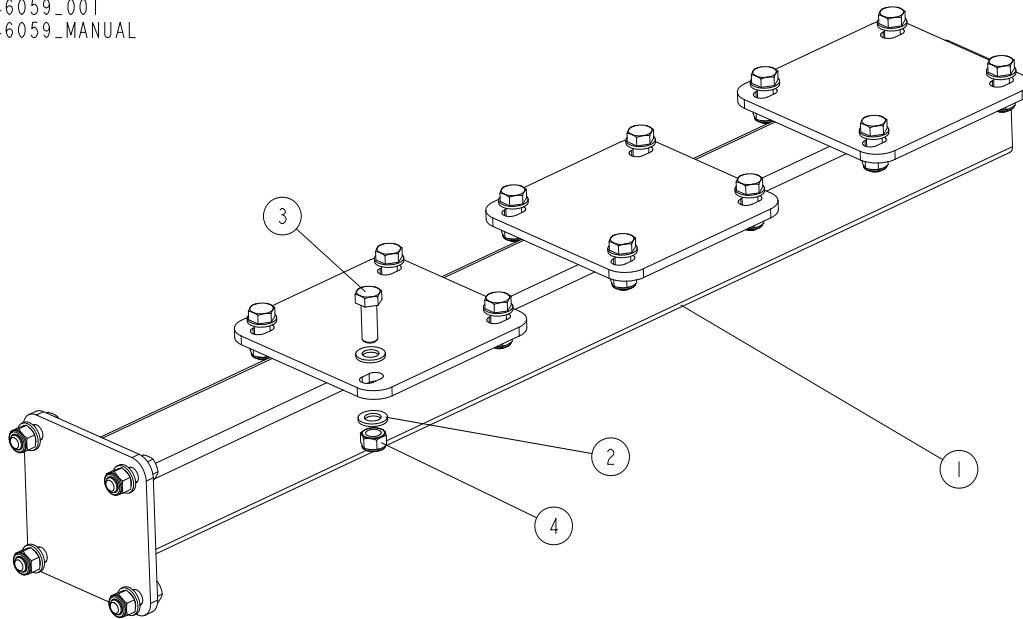
541978_001
541978_MANUAL



REF.	DESCRIPTION (* indicates parts available in assemblies only)	PART #	QTY	
-	SPROCKET, CHAIN GUIDE - COMPLETE	541978	1	
1	SPROCKET, 81X Z6	541955-1	1	
2	BEARING, 6006 2RSR	096191	2	
3	RING, W55 INSIDE RETAINING	F81090-46	1	
4	SHAFT, CHAIN GUIDE SPROCKET	541956-1	1	
5	BUSHING, 30.5/40-36 ZINC-PLATED	541979	2	

11.6 Segment Joining Tube (No. 546059)

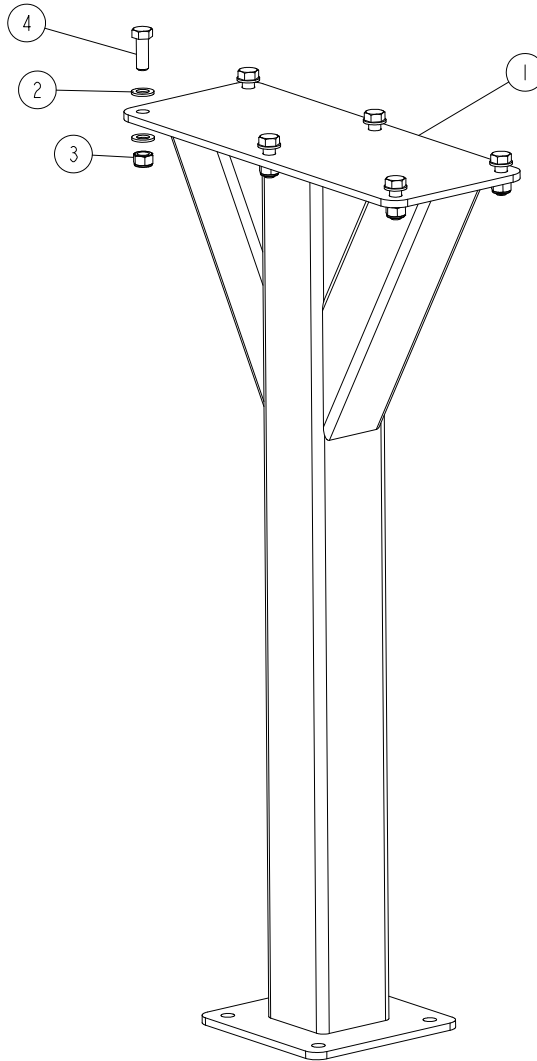
546059_001
546059_MANUAL



REF.	DESCRIPTION (* indicates parts available in assemblies only)	PART #	QTY
-	TUBE, 1ST SEGMENT JOINING - COMPLETE	546059	1
1	TUBE, 1ST SEGMENT JOINING	546038-1	1
2	WASHER, 17 FLAT ZINC	F81058-1	32
3	BOLT, M16X45-8.8 HEX HEAD FULL THREAD ZINC	F81006-46	16
4	NUT, M16-8 HEX NYLON ZINC LOCK	F81036-2	16

11.7 Rear Leg Assembly (No. 546056)

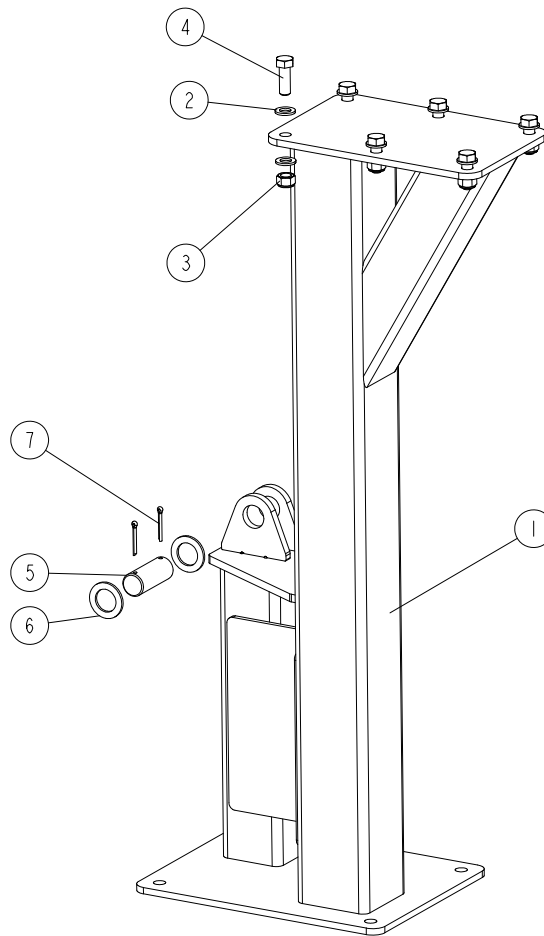
546056_001
546056_MANUAL



REF.	DESCRIPTION (* indicates parts available in assemblies only)	PART #	QTY
-	LEG ASSEMBLY, LOG LOADING RAMP REAR	546056	1
1	LEG, LOG LOADING RAMP REAR	546040-1	1
2	WASHER, 17 FLAT ZINC	F81058-1	12
3	NUT, M16-8 HEX NYLON ZINC LOCK	F81036-2	6
4	BOLT, M16X45-8.8 HEX HEAD FULL THREAD ZINC	F81006-46	6

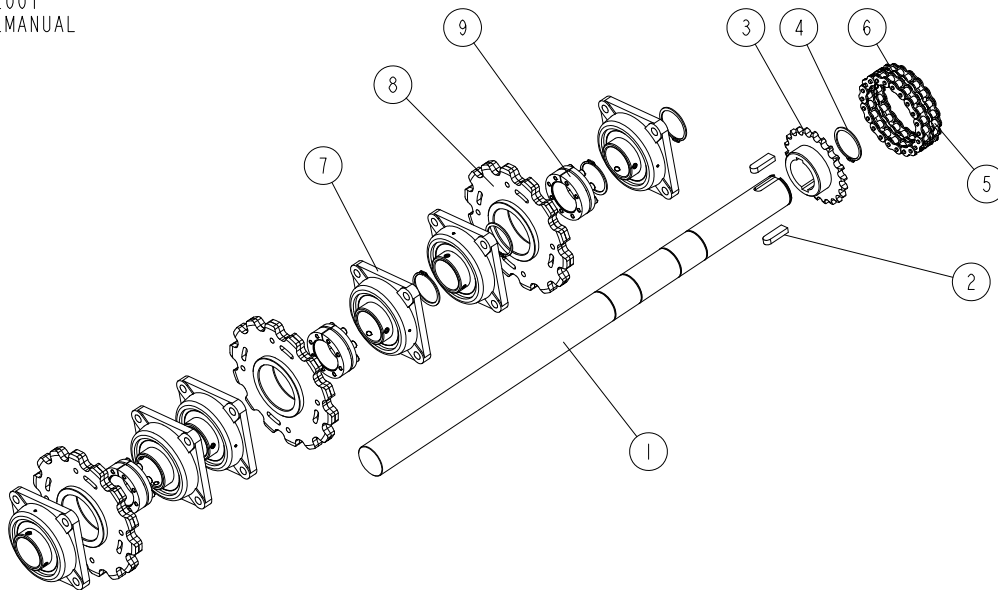
11.8 Front Leg Assembly (No. 546053)

546053_001
546053_MANUAL



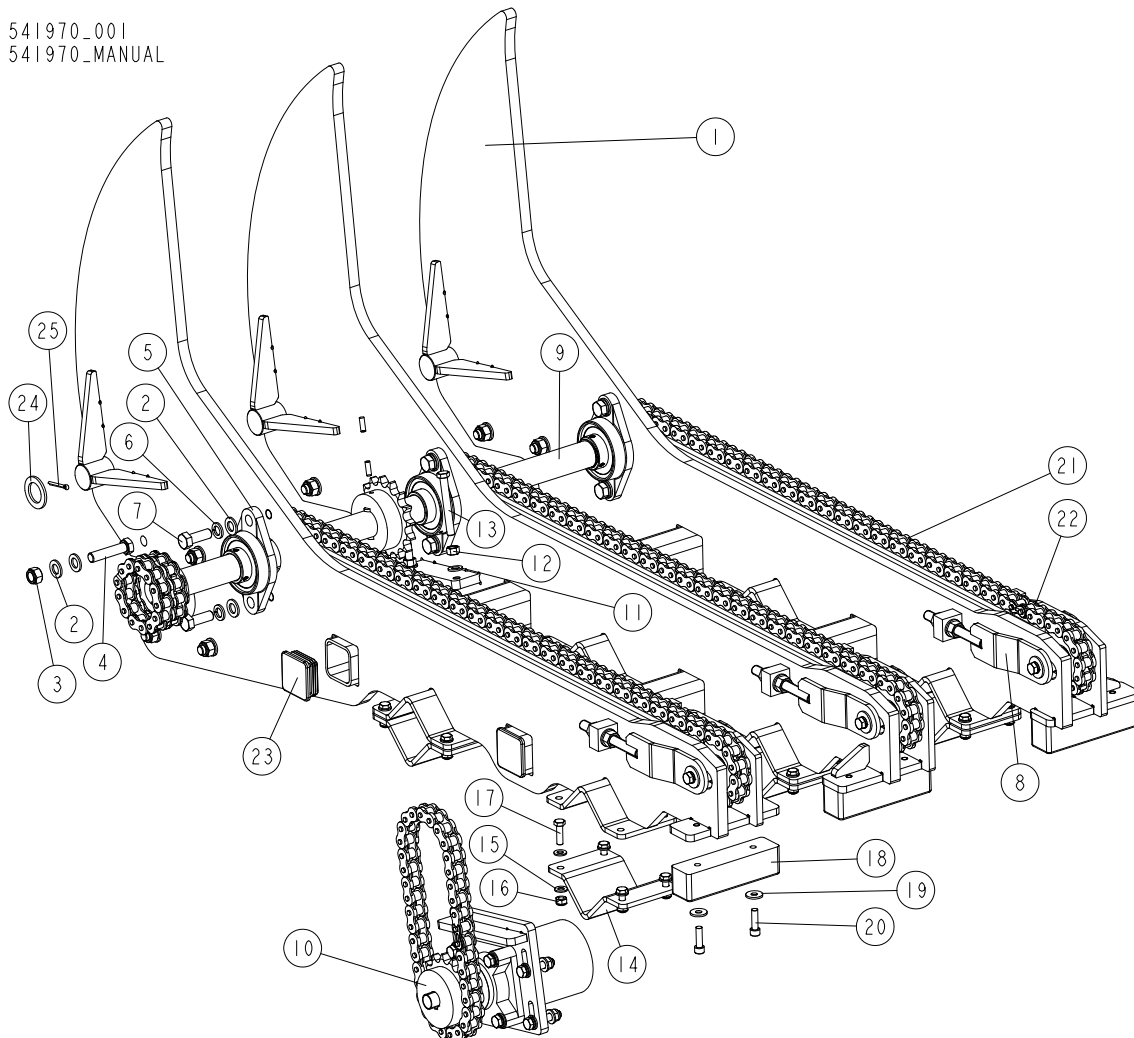
REF.	DESCRIPTION (* indicates parts available in assemblies only)	PART #	QTY
-	LEG, COMPLETE FRONT	546053	1
1	LEG, FRONT	546026-1	1
2	WASHER, 17 FLAT ZINC	F81058-1	12
3	NUT, M16-8 HEX NYLON ZINC LOCK	F81036-2	6
4	BOLT, M16X45-8.8 HEX HEAD FULL THREAD ZINC	F81006-46	6
5	PIN, 35X90 ZINC-PLATED	546054-1	1
6	WASHER, 35.2/55-4 ZINC-PLATED	507582-1	2
7	PIN, S-FE 5X40 COTTER	F81043-31	2

11.9 Segment Shaft (No. 546049)

546049_001
546049_MANUAL

REF.	DESCRIPTION (* indicates parts available in assemblies only)	PART #	QTY
-	SHAFT, 1ST SEGMENT - COMPLETE	546049	1
1	SHAFT, 1ST SEGMENT	546046	1
2	KEY, AB 20X12X63 PARALLEL	546050	2
3	SPROCKET, 16A-1 Z22 COUPLING	546048-1	1
4	RING, DIN 471-2 Z 75X2.5 RETAINING	F81090-75	5
-	CHAIN, 16A-2 22-LINK COUPLING	546051	1
5	CHAIN, 16A-2 21-LINK L=533MM COUPLING	546052	1
6	LINK, ANSI 80-2 MASTER	533457	1
7	UNIT, UCF 215 NSK BALL BEARING	717152	6
8	SPROCKET, 81X Z14	541980-1	3
9	BUSHING, BK13 75X115	541983	3

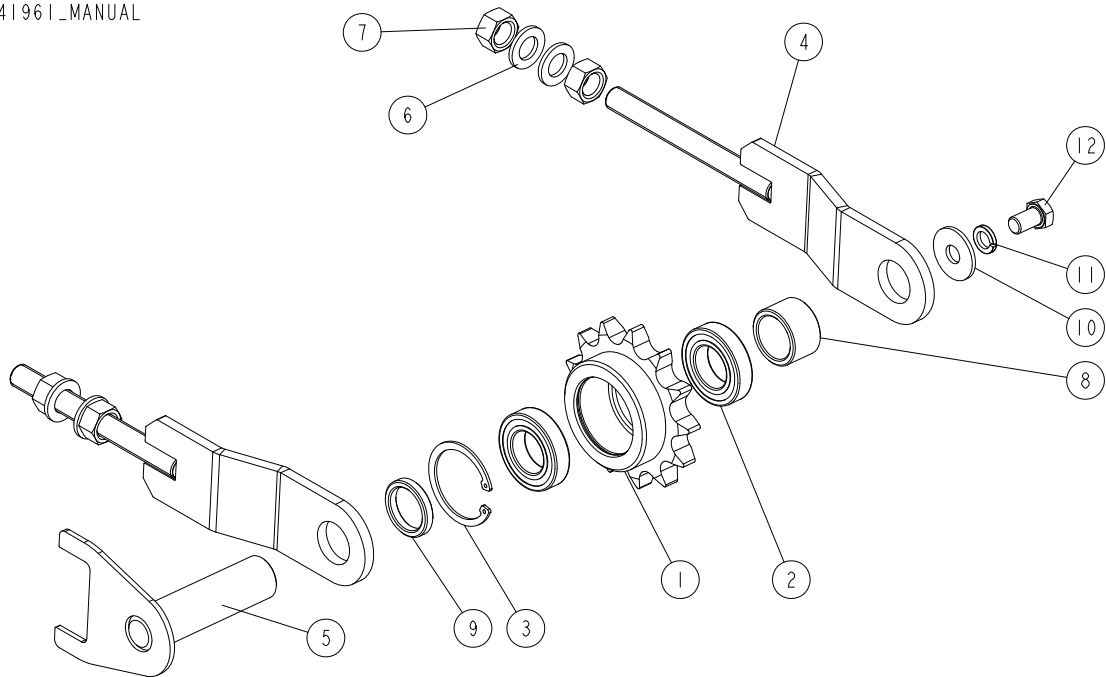
11.10 Segment Log Loader (No. 541970)

541970_001
541970_MANUAL

REF.	DESCRIPTION (* indicates parts available in assemblies only)	PART #	QTY
-	LOADER, 1ST SEGMENT - COMPLETE	541970	1
1	FRAME, 1ST SEGMENT LOADER	541971-1	1
2	WASHER, 17 FLAT ZINC	F81058-1	30
3	NUT, M16-8 HEX NYLON ZINC LOCK	F81036-2	12
4	BOLT, M16X70 HEX HEAD ZINC	F81006-16	12
5	UNIT, UCFL 209 BEARING	546015	3
6	WASHER, 16.3 SPLIT LOCK ZINC	F81058-2	6
7	BOLT, M16X45-8.8 HEX HEAD FULL THREAD ZINC	F81006-46	6
8	TENSIONER, LOADER ARM CHAIN See Section 11.11	541961	3
9	SHAFT, LOADER ARM DRIVE - COMPLETE See Section 11.12	546021	1
10	DRIVE ASSEMBLY, LOADER ARM See Section 11.13	546013	1
11	WASHER, 13 FLAT ZINC	F81056-1	2
12	NUT, M12-8-B HEX ZINC	F81034-1	2
13	BOLT, M12X100 8.8 HEX HEAD FULL THREAD ZINC	F81004-45	2
-	PLATE, TUBE MOUNT - COMPLETE	541991	6
14	PLATE, TUBE MOUNT	546023-1	1

REF.	DESCRIPTION (* indicates parts available in assemblies only)	PART #	QTY	
15	WASHER, 10.5 FLAT ZINC	F81055-1	8	
16	NUT, M10-8-B HEX NYLON ZINC LOCK	F81033-1	4	
17	BOLT, M10X35 8.8 HEX HEAD FULL THREAD ZINC	F81003-17	4	
18	BLOCK, RUBBER BUMPER	089717	3	
19	WASHER, 10.5 SPECIAL FLAT ZINC	F81055-6	6	
20	SCREW, M10X35-8.8 HEX SOCKET HEAD CAP ZINC	F81003-56	6	
-	CHAIN, LOADER ARM	541996	3	
21	CHAIN, 16A-1 (1"X5/8") L=2667 MM; 105-LINK	541997	1	
22	LINK, 16A-1 (1"X5/8") MASTER	533202	1	
23	CAP, 70X70 2-4 NO. 111226 TUBE END	717370	4	
24	WASHER, 35.2/55-4 ZINC-PLATED	507582-1	1	
25	PIN, S-FE 5X40 COTTER	F81043-31	1	

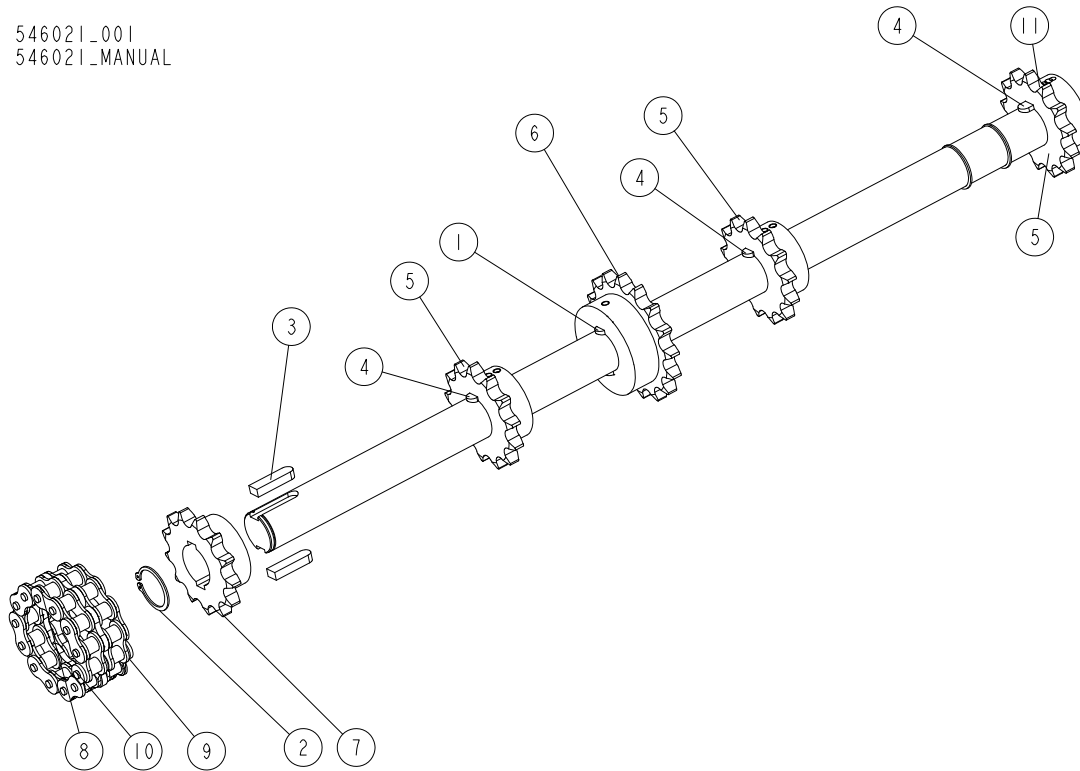
11.11 Loader Arm Chain Tensioner (No. 541961)

541961_001
541961_MANUAL

REF.	DESCRIPTION (* indicates parts available in assemblies only)	PART #	QTY
-	TENSIONER, LOADER ARM CHAIN	541961	1
1	SPROCKET, 16A-1 Z13	541966-1	1
2	BEARING, 6006 2RSR	096191	2
3	RING, W55 INSIDE RETAINING	F81090-46	1
4	TENSIONER, LOADER ARM CHAIN	546094-1	2
5	SHAFT, TENSIONER SPROCKET	546098-1	1
6	WASHER, 17 FLAT ZINC	F81058-1	4
7	NUT, M16-8 HEX ZINC	F81036-1	4
8	BUSHING, 30.5/40-25 ZINC-PLATED	541963-1	1
9	BUSHING, 30.5/40-7 ZINC-PLATED	541964-1	1
10	WASHER, 13 SPECIAL FLAT ZINC	F81056-14	1
11	WASHER, Z12.2 SPLIT LOCK ZINC	F81056-2	1
12	BOLT, M12X20-8.8 HEX HEAD FULL THREAD ZINC	F81004-67	1

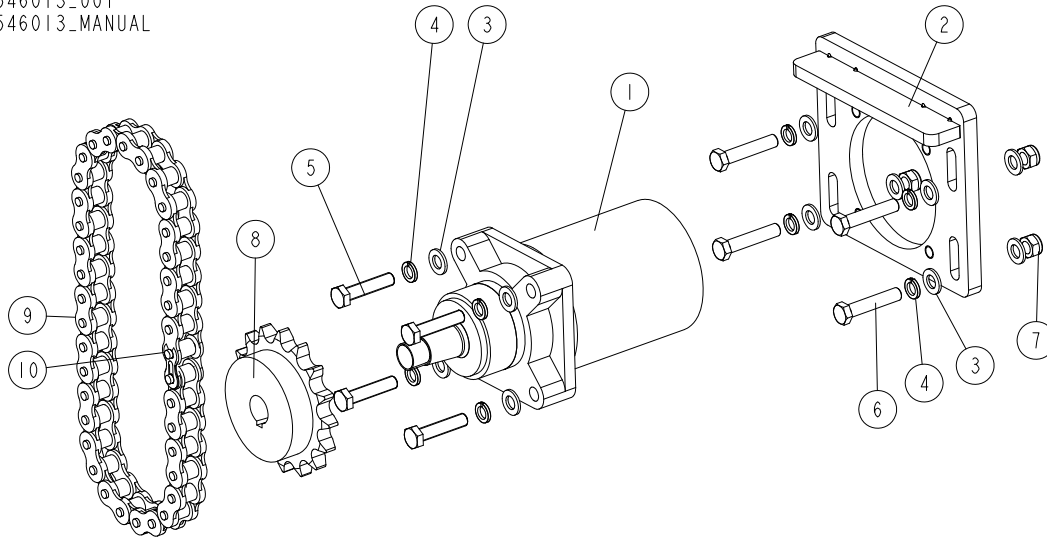
11.12 Loader Arm Drive Shaft (No. 546021)

546021_001
546021_MANUAL



REF.	DESCRIPTION (* indicates parts available in assemblies only)	PART #	QTY
-	SHAFT, LOADER ARM DRIVE - COMPLETE	546021	1
1	SHAFT, LOADER ARM DRIVE	546020	1
2	RING, Z 45 OUTSIDE RETAINING	F81090-32	3
3	KEY, AB 14X9X50 PARALLEL	093266	2
4	KEY, A14X9X56 PARALLEL	504601	5
5	SPROCKET, 16A-1 Z13 BORE 45MM	541967-1	3
6	SPROCKET, 16A-1 Z16 BORE 45	541999-1	1
7	SPROCKET, 16A-1 Z13 COUPLING	546016-1	1
-	CHAIN, 16A-2 13-LINK COUPLING	546017	1
8	CHAIN, 16A-2, 11-LINK L=279 MM COUPLING	546018	1
9	LINK, 16A-2 OFFSET	546019	1
10	LINK, ANSI 80-2 MASTER	533457	1
11	SCREW, M8X10-45H ZINC-PLATED SET	F81002-46	8

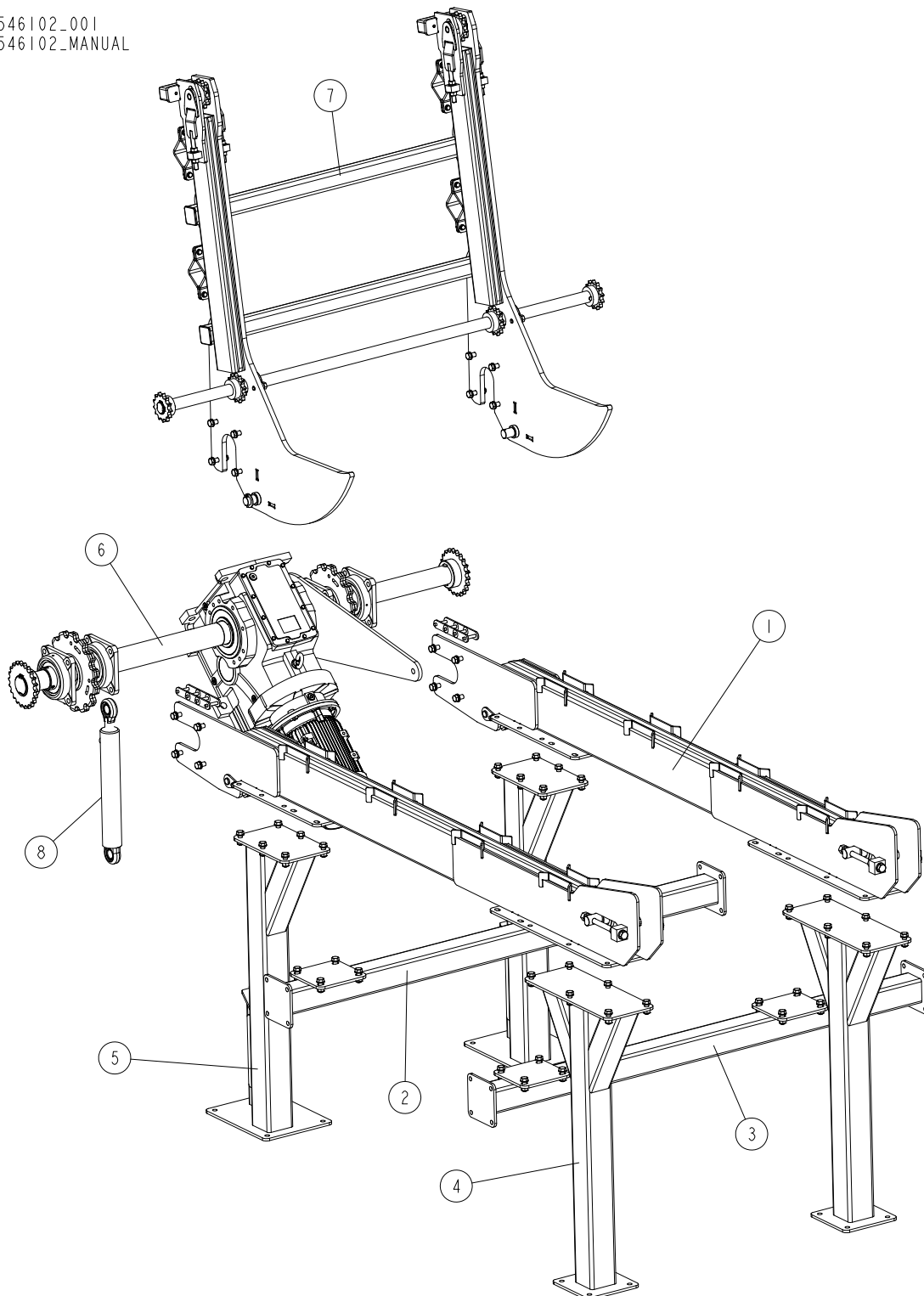
11.13 Loader Arm Drive Assembly (No. 546013)

546013_001
546013_MANUAL

REF.	DESCRIPTION (* indicates parts available in assemblies only)	PART #	QTY
-	DRIVE ASSEMBLY, LOADER ARM	546013	1
1	MOTOR, TG0475US080AABP HYDRAULIC	007331-2	1
2	PLATE, HYDRAULIC MOTOR MOUNT	546010-1	1
3	WASHER, 13 FLAT ZINC	F81056-1	12
4	WASHER, Z12.2 SPLIT LOCK ZINC	F81056-2	8
5	BOLT, M12X55 8.8 HEX HEAD ZINC	F81004-43	4
6	BOLT, M12X60-8.8 HEX HEAD ZINC	F81004-5	4
7	NUT, M12-8 DIN 982 HEX NYLON ZINC LOCK	F81034-2	4
8	SPROCKET, 16A-1 Z16 HYDRAULIC MOTOR	546002-1	1
-	CHAIN, LOADER ARM DRIVE	546009	1
9	CHAIN, 16A-1 (1"X5/8") L=889 MM; 35-LINK	546008	1
10	LINK, 16A-1 (1"X5/8") MASTER	533202	1

11.14 Second Ramp Segment (No. 546102)

546102_001
546102_MANUAL



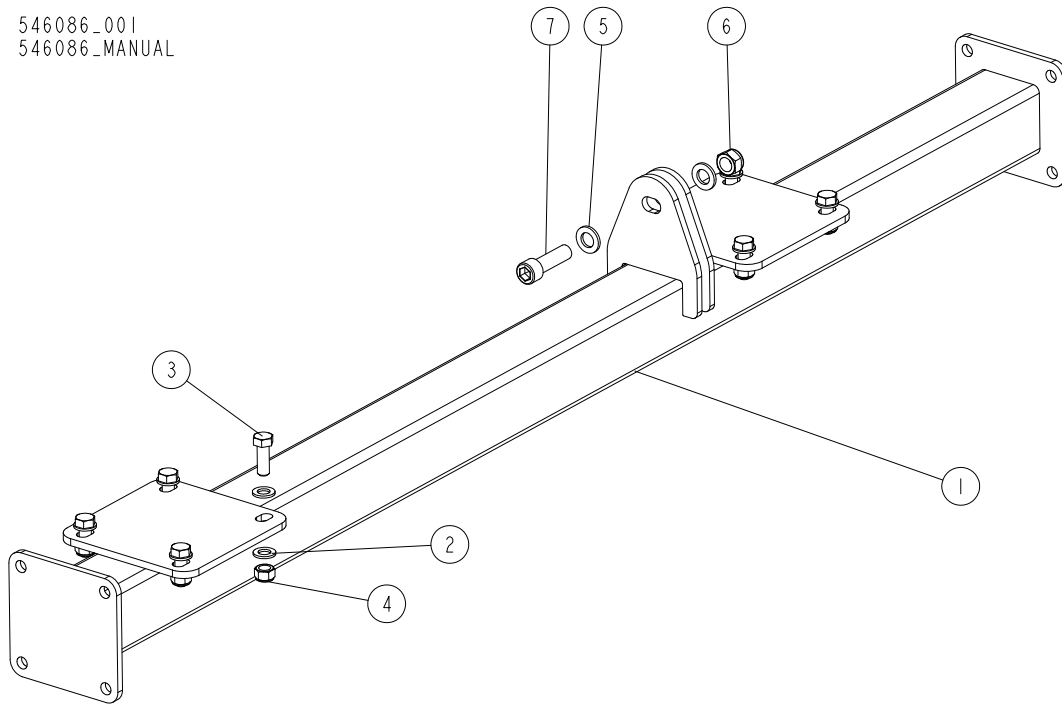
REF.	DESCRIPTION (* indicates parts available in assemblies only)	PART #	QTY
-	SEGMENT, LOG LOADING RAMP (II)	546102	1
1	BEAM, SEGMENT BASE - COMPLETE See Section 11.3	541940	2
2	TUBE, 2ND SEGMENT JOINING W/BRACKET - COMPLETE See Section 11.15	546086	1
3	TUBE, 2ND SEGMENT JOINING - COMPLETE See Section 11.16	546063	1

3**Second Ramp Segment (No. 546102)**

REF.	DESCRIPTION (* indicates parts available in assemblies only)	PART #	QTY	
4	LEG ASSEMBLY, LOG LOADING RAMP REAR See Section 11.7	546056	2	
5	LEG, COMPLETE FRONT See Section 11.8	546053	2	
6	SHAFT, 2ND SEGMENT - COMPLETE See Section 11.17	546065	1	
7	LOADER, 2ND SEGMENT - COMPLETE See Section 11.19	546066	1	
8	CYLINDER, 63/36/320 HYDRAULIC	541976	1	

11.15 Second Segment Joining Tube (No. 546086)

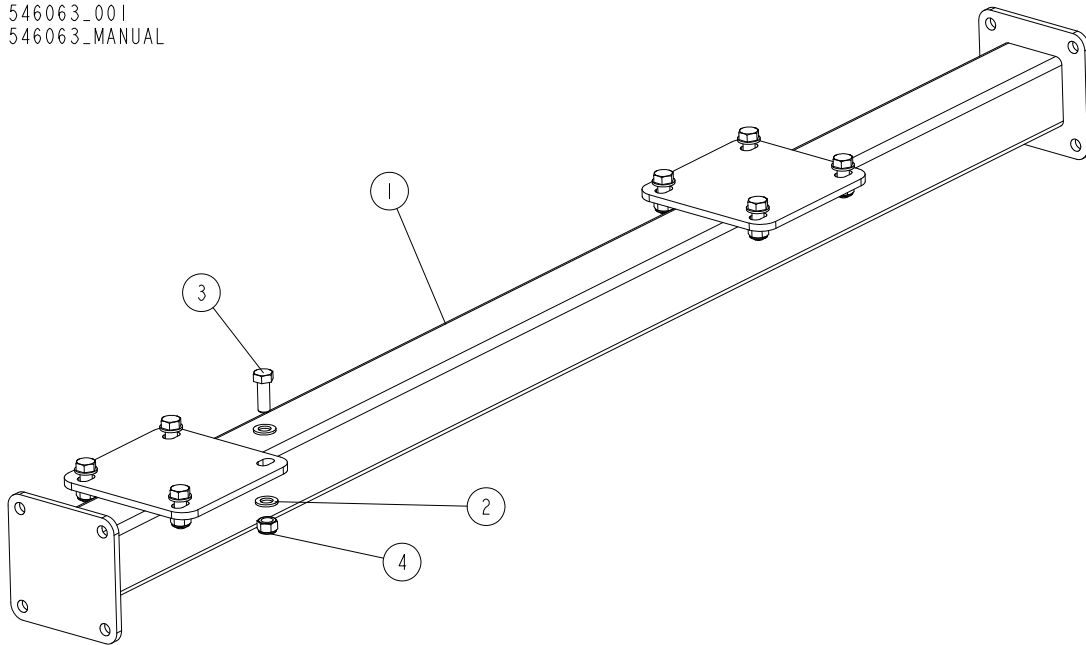
546086_001
546086_MANUAL



REF.	DESCRIPTION (* indicates parts available in assemblies only)	PART #	QTY
-	TUBE, 2ND SEGMENT JOINING W/BRACKET - COMPLETE	546086	1
1	TUBE, 2ND SEGMENT JOINING W/BRACKET	546087-1	1
2	WASHER, 17 FLAT ZINC	F81058-1	16
3	BOLT, M16X45-8.8 HEX HEAD FULL THREAD ZINC	F81006-46	8
4	NUT, M16-8 HEX NYLON ZINC LOCK	F81036-2	8
5	WASHER, 21 FLAT ZINC	F81059-2	2
6	NUT, M20-8 DIN985 HEX NYLON ZINC LOCK	F81037-2	1
7	SCREW, ISO 4762-M20X70-8.8-A2E HEX SOCKET HEAD CAP	F81007-25	1

11.16 Third Segment Joining Tube (No. 546063)

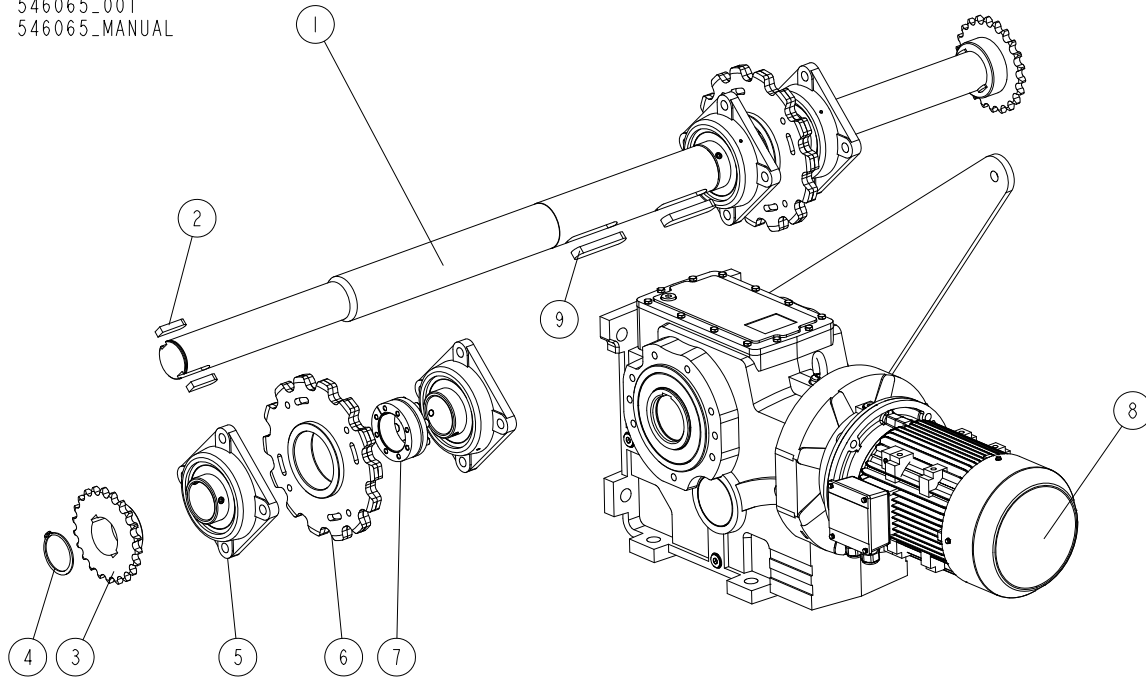
546063_001
546063_MANUAL



REF.	DESCRIPTION (* indicates parts available in assemblies only)	PART #	QTY	
-	TUBE, SEGMENT JOINING - COMPLETE	546063	1	
1	TUBE, SEGMENT JOINING	546062-1	1	
2	WASHER, 17 FLAT ZINC	F81058-1	16	
3	BOLT, M16X45-8.8 HEX HEAD FULL THREAD ZINC	F81006-46	8	
4	NUT, M16-8 HEX NYLON ZINC LOCK	F81036-2	8	

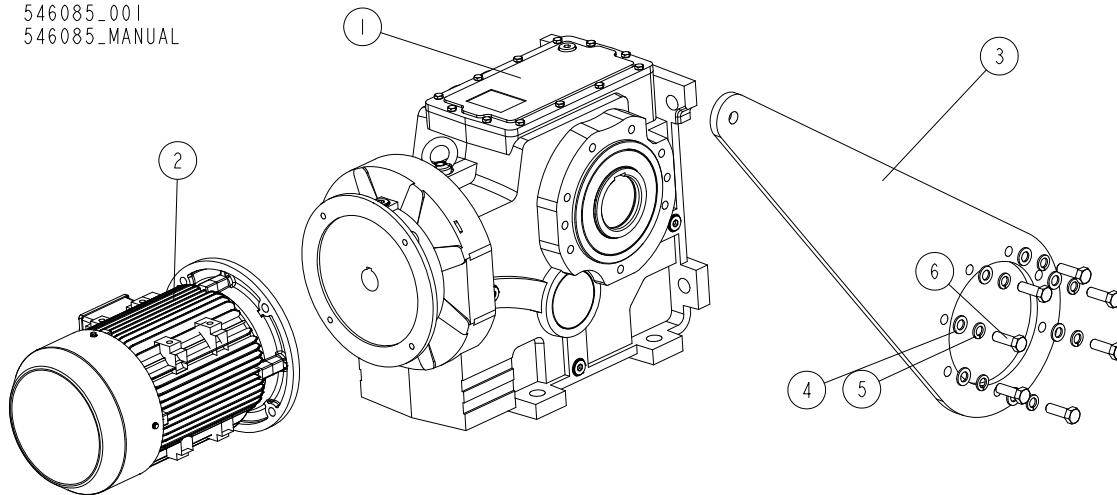
11.17 Second Segment Shaft (No. 546065)

546065_001
546065_MANUAL



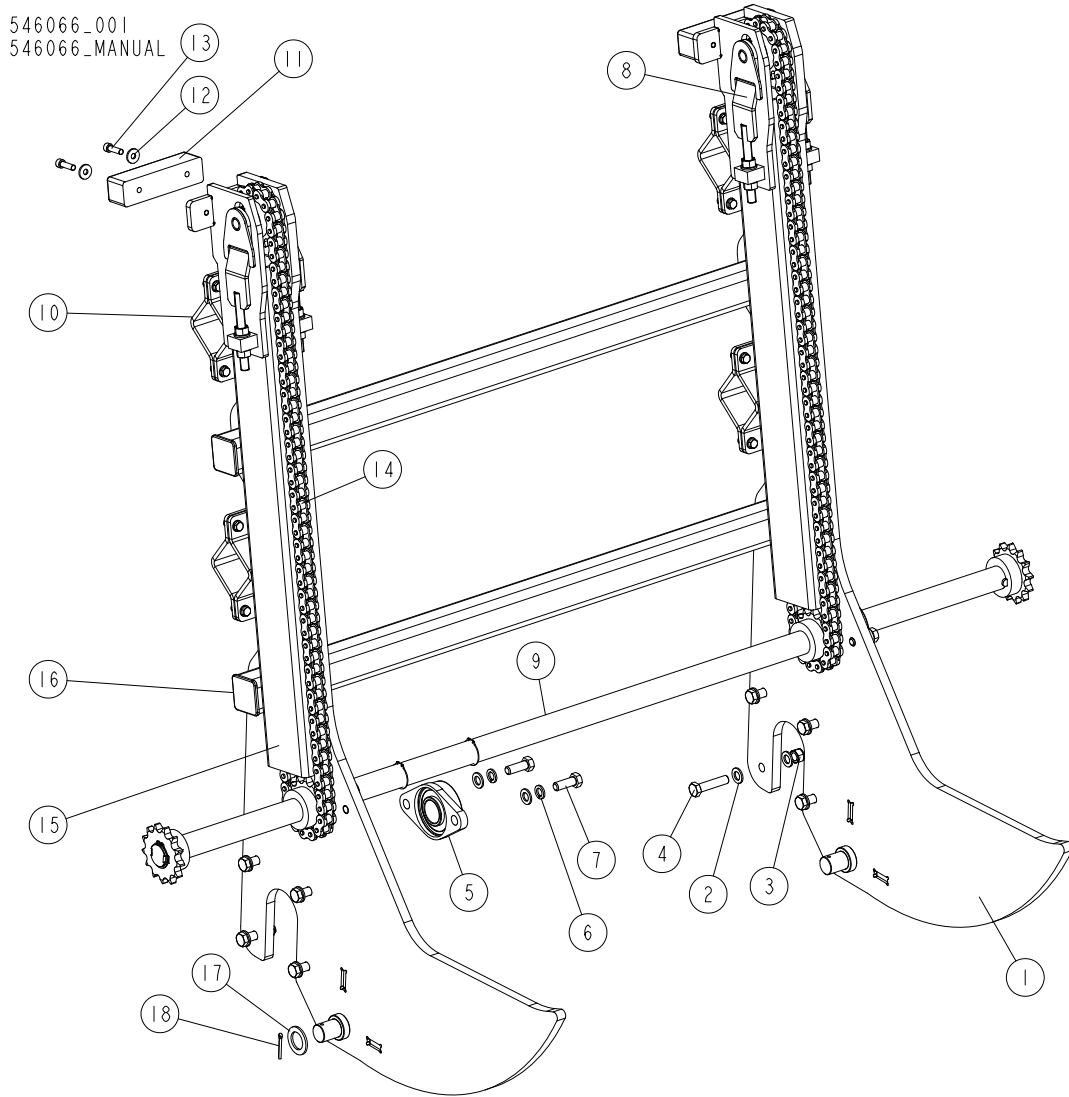
REF.	DESCRIPTION (* indicates parts available in assemblies only)	PART #	QTY
-	SHAFT, 2ND SEGMENT - COMPLETE	546065	1
1	SHAFT, 2ND SEGMENT	546064	1
2	KEY, AB 20X12X63 PARALLEL	546050	4
3	SPROCKET, 16A-1 Z22 COUPLING	546048-1	2
4	RING, DIN 471-2 Z 75X2.5 RETAINING	F81090-75	5
5	UNIT, UCF 215 NSK BALL BEARING	717152	4
6	SPROCKET, 81X Z14	541980-1	2
7	BUSHING, BK13 75X115	541983	2
8	DRIVE ASSEMBLY, MAIN CHAIN See Section 11.18	546085	1
9	KEY, A25X14X125 PARALLEL	546091	2

11.18 Main Chain Drive Assembly (No. 546085)

546085_001
546085_MANUAL

REF.	DESCRIPTION (* indicates parts available in assemblies only)	PART #	QTY	
-	DRIVE ASSEMBLY, MAIN CHAIN	546085	1	
-	GEAR MOTOR, K90390 7.5 KW; 6300 NM 10.23 R.P.M. UL	546081	1	
1	GEAR UNIT, KACPEREK K90390/136.87-300/38-90	546082	1	
2	MOTOR, 7.5 KW 132-4-7.5-300/38-460V-UL-IE3	546083	1	
3	ARM, TORQUE	546084-1	1	
4	WASHER, 17 FLAT ZINC	F81058-1	7	
5	WASHER, 16.3 SPLIT LOCK ZINC	F81058-2	7	
6	BOLT, M16X50-8.8 HEX HEAD FULL THREAD ZINC	F81006-7	7	

11.19 Second Segment Log Loader (No. 546066)

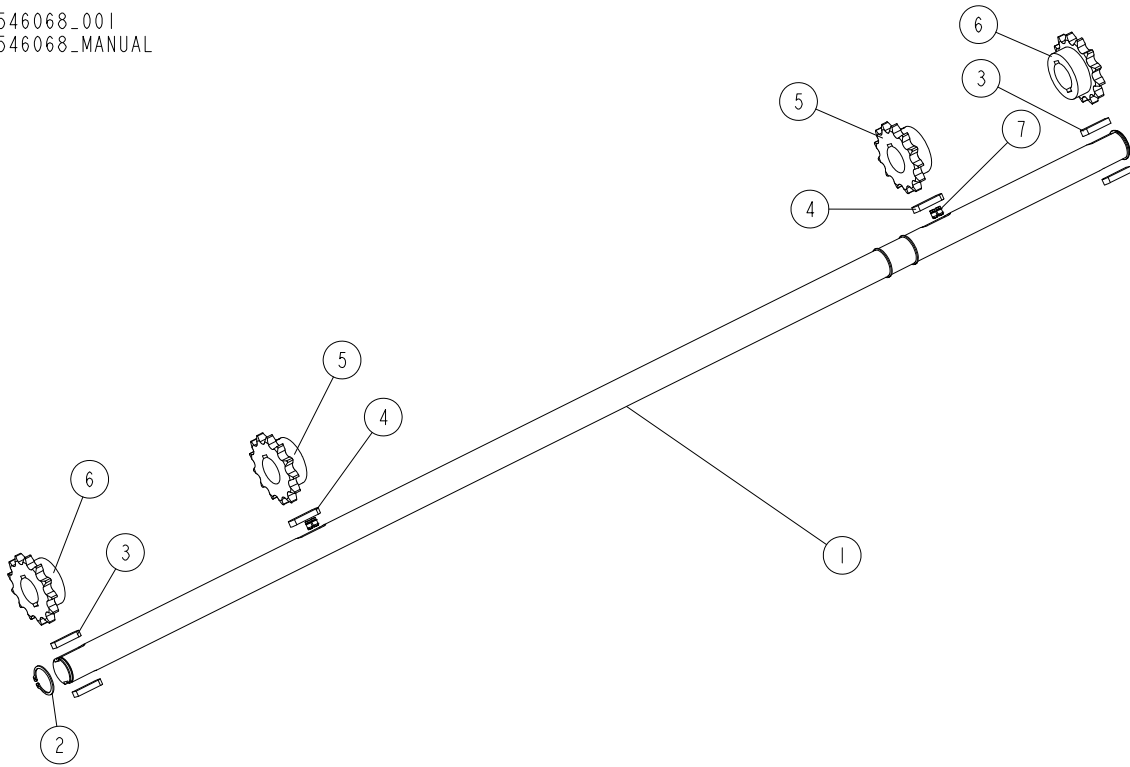


REF.	DESCRIPTION (* indicates parts available in assemblies only)	PART #	QTY
-	LOADER, 2ND SEGMENT - COMPLETE	546066	1
1	FRAME, 2ND SEGMENT LOADER	546067-1	1
2	WASHER, 17 FLAT ZINC	F81058-1	20
3	NUT, M16-8 HEX NYLON ZINC LOCK	F81036-2	8
4	BOLT, M16X70 HEX HEAD ZINC	F81006-16	8
5	UNIT, UCFL 209 BEARING	546015	2
6	WASHER, 16.3 SPLIT LOCK ZINC	F81058-2	4
7	BOLT, M16X45-8.8 HEX HEAD FULL THREAD ZINC	F81006-46	4
8	TENSIONER, LOADER ARM CHAIN See Section 11.11	541961	2
9	SHAFT, 2ND SEGMENT LOADER ARM DRIVE - COMPLETE See Section 11.20	546068	1
10	PLATE, TUBE MOUNT - COMPLETE See Section 11.21	541991	4
11	BLOCK, RUBBER BUMPER	089717	2
12	WASHER, 10.5 SPECIAL FLAT ZINC	F81055-6	4
13	SCREW, M10X35-8.8 HEX SOCKET HEAD CAP ZINC	F81003-56	4
-	CHAIN, LOADER ARM	541996	2

REF.	DESCRIPTION (* indicates parts available in assemblies only)	PART #	QTY	
14	CHAIN, 16A-1 (1"X5/8") L=2667 MM; 105-LINK	541997	1	
15	LINK, 16A-1 (1"X5/8") MASTER	533202	1	
16	CAP, 70X70 2-4 NO. 111226 TUBE END	717370	4	
17	WASHER, 35.2/55-4 ZINC-PLATED	507582-1	1	
18	PIN, S-FE 5X40 COTTER	F81043-31	1	

11.20 Loader Arm Drive Shaft (No. 546068)

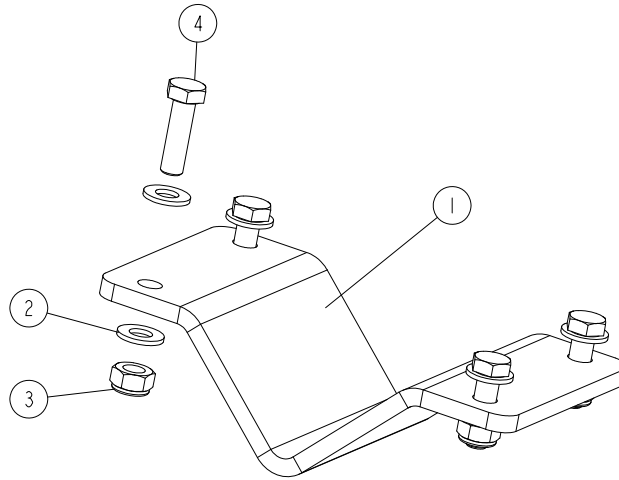
546068_001
546068_MANUAL



REF.	DESCRIPTION (* indicates parts available in assemblies only)	PART #	QTY
-	SHAFT, 2ND SEGMENT LOADER ARM DRIVE - COMPLETE	546068	1
1	SHAFT, 2ND SEGMENT LOADER ARM DRIVE	546070	1
2	RING, Z 45 OUTSIDE RETAINING	F81090-32	4
3	KEY, AB 14X9X50 PARALLEL	093266	4
4	KEY, A14X9X56 PARALLEL	504601	2
5	SPROCKET, 16A-1 Z13 BORE 45MM	541967-1	2
6	SPROCKET, 16A-1 Z13 COUPLING	546016-1	2
7	SCREW, M8X10-45H ZINC-PLATED SET	F81002-46	4

11.21 Tube Mount Plate (No. 541991)

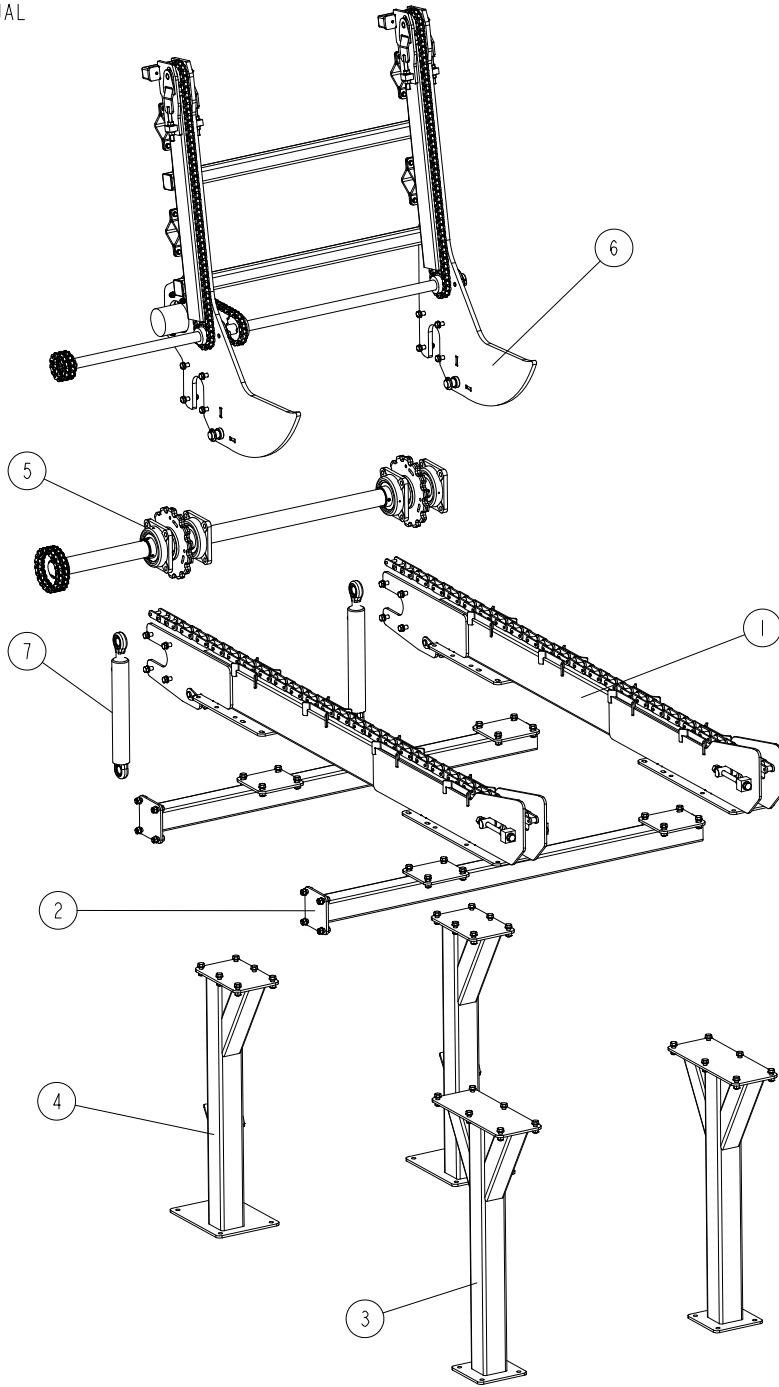
541991_001
541991_MANUAL



REF.	DESCRIPTION (* indicates parts available in assemblies only)	PART #	QTY	
-	PLATE, TUBE MOUNT - COMPLETE	541991	1	
1	PLATE, TUBE MOUNT	546023-1	1	
2	WASHER, 10.5 FLAT ZINC	F81055-1	8	
3	NUT, M10-8-B HEX NYLON ZINC LOCK	F81033-1	4	
4	BOLT, M10X35 8.8 HEX HEAD FULL THREAD ZINC	F81003-17	4	

11.22 Third Ramp Segment (No. 546103)

546103_001
546103_MANUAL



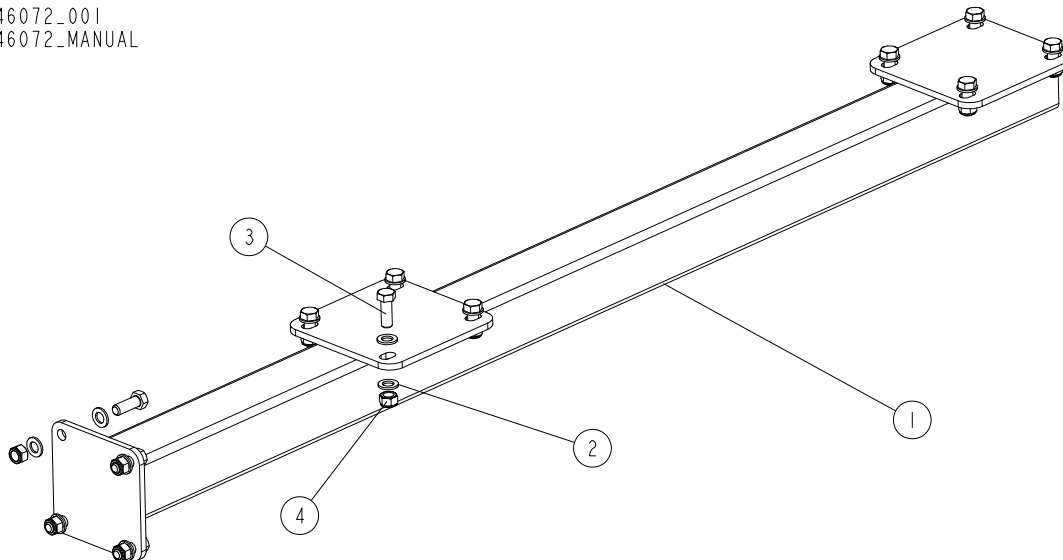
REF.	DESCRIPTION (* indicates parts available in assemblies only)	PART #	QTY
-	SEGMENT, LOG LOADING RAMP (III)	546103	1
1	BEAM, SEGMENT BASE - COMPLETE See Section 11.3	541940	2
2	TUBE, 3RD SEGMENT JOINING - COMPLETE See Section 11.23	546072	2
3	LEG ASSEMBLY, LOG LOADING RAMP REAR See Section 11.7	546056	2
4	LEG, COMPLETE FRONT See Section 11.8	546053	2
5	SHAFT, 3RD SEGMENT - COMPLETE See Section 11.24	546075	1

3**Third Ramp Segment (No. 546103)**

REF.	DESCRIPTION (* indicates parts available in assemblies only)	PART #	QTY	
6	LOADER, 3RD SEGMENT - COMPLETE See Section 11.25	546077	1	
7	CYLINDER, 63/36/320 HYDRAULIC	541976	2	

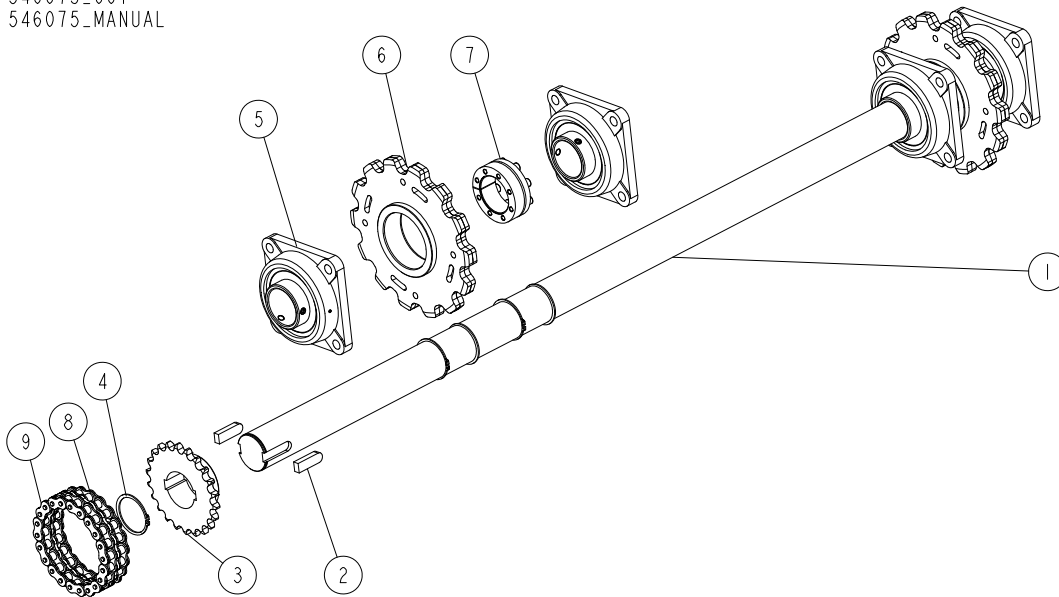
11.23 Third Segment Joining Tube (No. 546072)

546072_001
546072_MANUAL



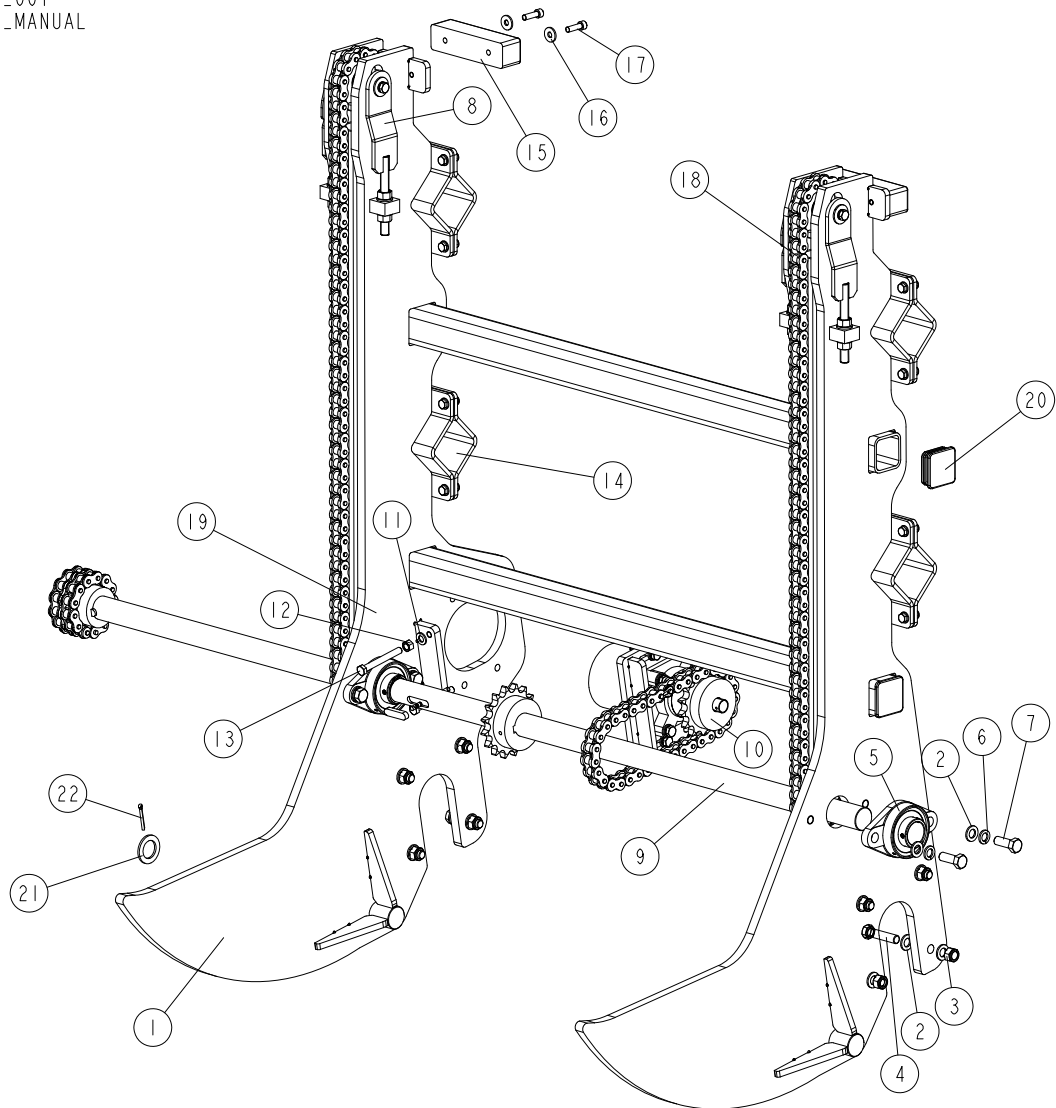
REF.	DESCRIPTION (* indicates parts available in assemblies only)	PART #	QTY
-	TUBE, 3RD SEGMENT JOINING - COMPLETE	546072	1
1	TUBE, 3RD SEGMENT JOINING	546073-1	1
2	WASHER, 17 FLAT ZINC	F81058-1	24
3	BOLT, M16X45-8.8 HEX HEAD FULL THREAD ZINC	F81006-46	12
4	NUT, M16-8 HEX NYLON ZINC LOCK	F81036-2	12

11.24 Third Segment Shaft (No. 546075)

546075_001
546075_MANUAL

REF.	DESCRIPTION (* indicates parts available in assemblies only)	PART #	QTY
-	SHAFT, 3RD SEGMENT - COMPLETE	546075	1
1	SHAFT, 3RD SEGMENT	546076	1
2	KEY, AB 20X12X63 PARALLEL	546050	2
3	SPROCKET, 16A-1 Z22 COUPLING	546048-1	1
4	RING, DIN 471-2 Z 75X2.5 RETAINING	F81090-75	5
5	UNIT, UCF 215 NSK BALL BEARING	717152	4
6	SPROCKET, 81X Z14	541980-1	2
7	BUSHING, BK13 75X115	541983	2
-	CHAIN, 16A-2 22-LINK COUPLING	546051	1
8	CHAIN, 16A-2 21-LINK L=533MM COUPLING	546052	1
9	LINK, ANSI 80-2 MASTER	533457	1

11.25 Third Segment Loader (No. 546077)

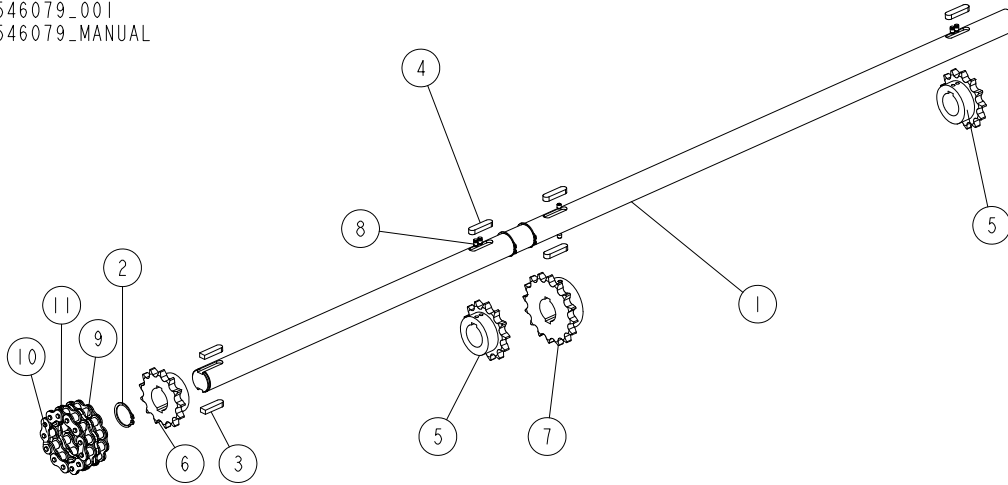
546077_001
546077_MANUAL

REF.	DESCRIPTION (* indicates parts available in assemblies only)	PART #	QTY
-	LOADER, 3RD SEGMENT - COMPLETE	546077	1
1	FRAME, 3RD SEGMENT LOADER	546078-1	1
2	WASHER, 17 FLAT ZINC	F81058-1	20
3	NUT, M16-8 HEX NYLON ZINC LOCK	F81036-2	8
4	BOLT, M16X70 HEX HEAD ZINC	F81006-16	8
5	UNIT, UCFL 209 BEARING	546015	2
6	WASHER, 16.3 SPLIT LOCK ZINC	F81058-2	4
7	BOLT, M16X45-8.8 HEX HEAD FULL THREAD ZINC	F81006-46	4
8	TENSIONER, LOADER ARM CHAIN See Section 11.11	541961	2
9	SHAFT, 3RD SEGMENT LOADER ARM DRIVE - COMPLETE See Section 11.26	546079	1
10	DRIVE ASSEMBLY, LOADER ARM See Section 11.13	546013	1
11	WASHER, 13 FLAT ZINC	F81056-1	2
12	NUT, M12-8-B HEX ZINC	F81034-1	2

REF.	DESCRIPTION (* indicates parts available in assemblies only)	PART #	QTY	
13	BOLT,M12X100 8.8 HEX HEAD FULL THREAD ZINC	F81004-45	2	
14	PLATE, TUBE MOUNT - COMPLETE See Section 11.21	541991	4	
15	BLOCK, RUBBER BUMPER	089717	2	
16	WASHER, 10.5 SPECIAL FLAT ZINC	F81055-6	4	
17	SCREW, M10X35-8.8 HEX SOCKET HEAD CAP ZINC	F81003-56	4	
-	CHAIN, LOADER ARM	541996	2	
18	CHAIN, 16A-1 (1"X5/8") L=2667 MM; 105-LINK	541997	1	
19	LINK, 16A-1 (1"X5/8") MASTER	533202	1	
20	CAP, 70X70 2-4 NO. 111226 TUBE END	717370	4	
21	WASHER, 35.2/55-4 ZINC-PLATED	507582-1	2	
22	PIN, S-FE 5X40 COTTER	F81043-31	2	

11.26 Loader Arm Drive Shaft, Third Segment (No. 546079)

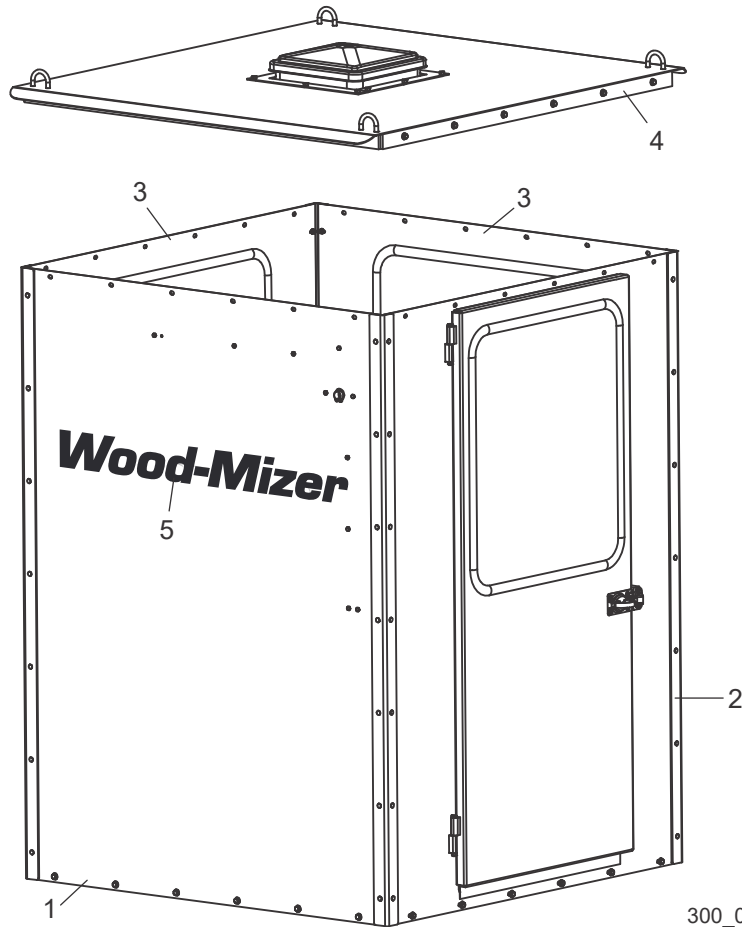
546079_001
546079_MANUAL



REF.	DESCRIPTION (* indicates parts available in assemblies only)	PART #	QTY
-	SHAFT, 3RD SEGMENT LOADER ARM DRIVE - COMPLETE	546079	1
1	SHAFT, 3RD SEGMENT LOADER ARM DRIVE	546080	1
2	RING, Z 45 OUTSIDE RETAINING	F81090-32	3
3	KEY, AB 14X9X50 PARALLEL	093266	2
4	KEY, A14X9X56 PARALLEL	504601	4
5	SPROCKET, 16A-1 Z13 BORE 45MM	541967-1	2
6	SPROCKET, 16A-1 Z13 COUPLING	546016-1	1
7	SPROCKET, 16A-1 Z16 BORE 45	541999-1	1
8	SCREW, M8X10-45H ZINC-PLATED SET	F81002-46	6
-	CHAIN, 16A-2 13-LINK COUPLING	546017	1
9	CHAIN, 16A-2, 11-LINK L=279 MM COUPLING	546018	1
10	LINK, 16A-2 OFFSET	546019	1
11	LINK, ANSI 80-2 MASTER	533457	1

SECTION 12 CAB

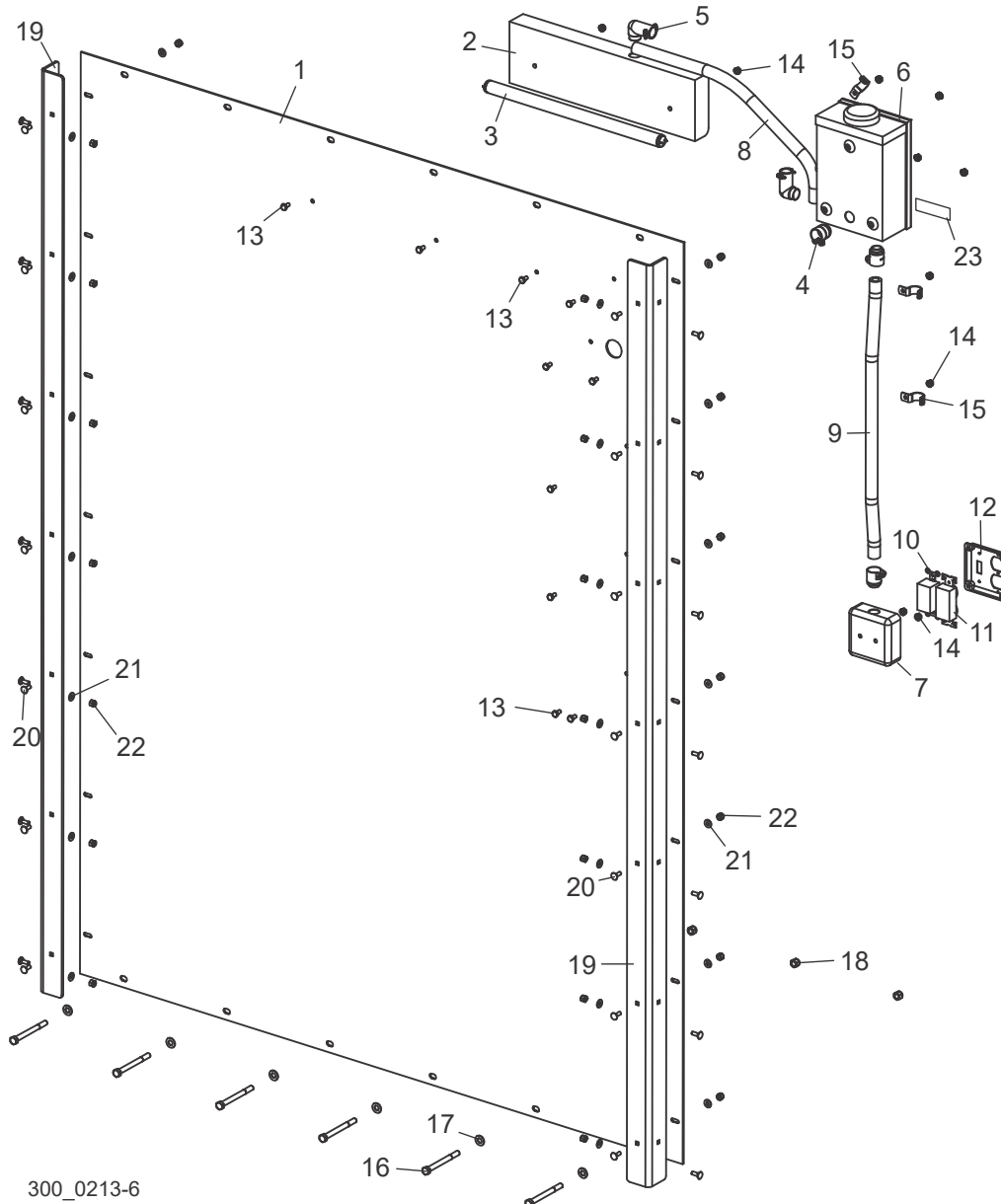
12.1 Cab



300_0213-5

REF.	DESCRIPTION (◆ Indicates Parts Available in Assemblies Only)	PART #	QTY	
	CAB ASSEMBLY, OPERATOR	058169	1	
1	Rear Panel Parts See Section 12.2			
2	Right Panel Parts See Section 12.3			
3	Front & Left Panel Parts See Section 12.4			
4	Roof Parts See Section 12.5			
5	DECAL, 40" BLACK WOOD-MIZER LOGO	076274	1	

12.2 Rear Panel

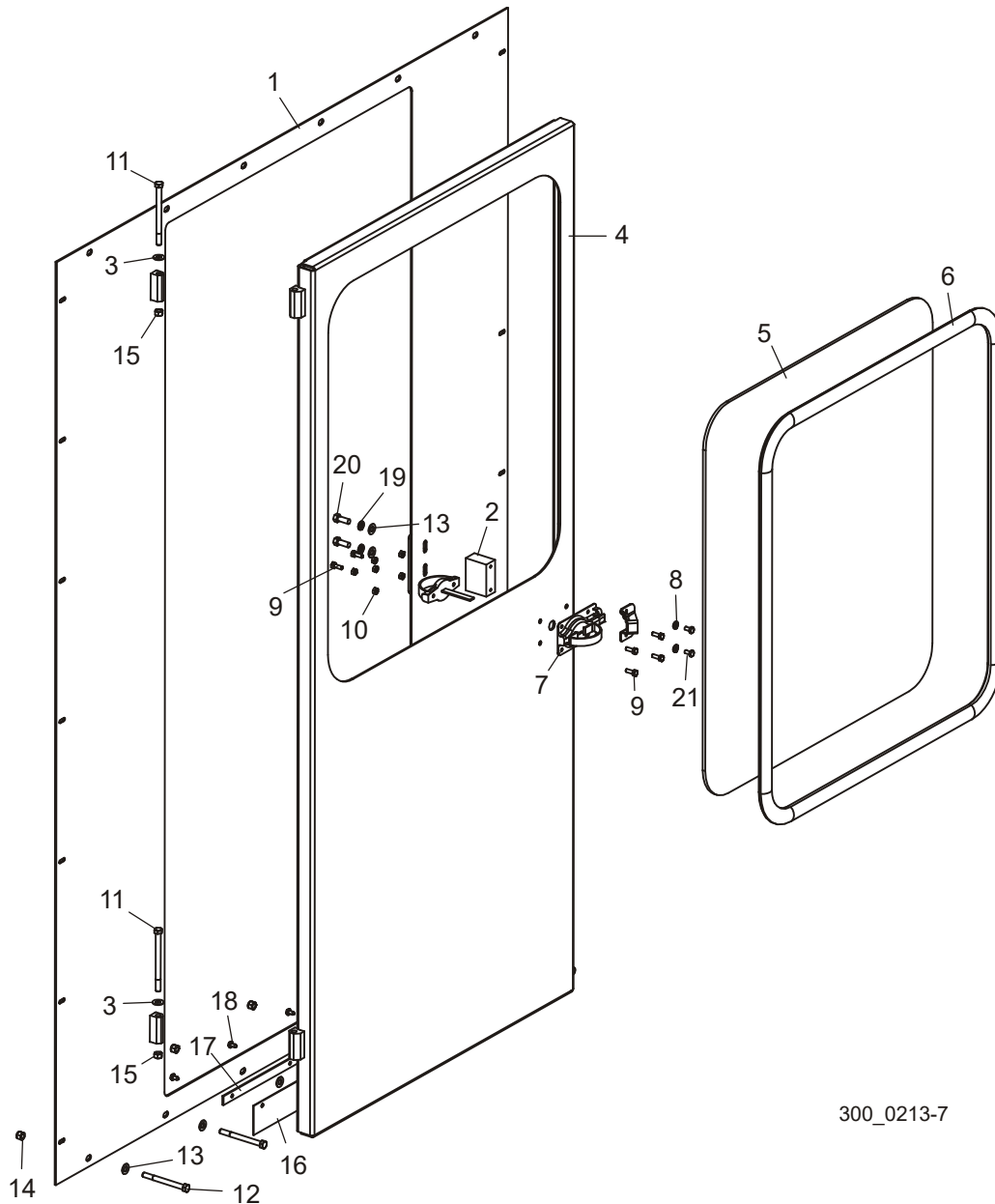


300_0213-6

REF.	DESCRIPTION (◆Indicates Parts Available in Assemblies Only)	PART #	QTY
	PANEL ASSEMBLY, 2013 REAR	058175	1
1	Panel, 2013 Rear	058176	1
2	Fixture, Fluorescent Uncer-Cabinet Light	042590	1
3	Bulb, 15 Watt Fluorescent	016876	1
4	Clamp, 1/2" Flex Conduit	042595	3
5	Clamp, 1/2" 90° Flex Conduit	017801	2
6	Disconnect Switch, 30A Nema 1 Safety	069553	1
7	Box, 4" Electrical Utility	042591	1
8	Conduit, 1/2" x 21" Steel Flex	042597	1
9	Conduit, 1/2" x 25" Steel Flex	042596	1
10	Switch, 120VAC 20Amp Single Pole	042592	1
11	Switch, 120VAC 20Amp Duplex	042593	1
12	Cover, Stainless Steel Switch/Plug	042594	1
13	Bolt, 1/4-20 x 1/2" Hex Head Zinc	F05005-15	9

14	Nut, 1/4-20 Self-Locking Hex	F05010-9	9	
15	Clamp, 3/4 EMT	P04851	3	
16	Bolt, 3/8-16 x 4" Hex Head Zinc Grade 5	F05007-126	6	
17	Washer, 3/8" SAE Flat	F05011-3	6	
18	Nut, 3/8-16 Hex Nylon Zinc Lock	F05010-10	6	
19	ANGLE, CORNER SUPPORT	058917	2	
20	SCREW, 1/4-20 x 3/4" CARRIAGE	F05005-113	28	
21	WASHER, 1/4" SAE FLAT	F05011-11	28	
22	NUT, 1/4-20 HEX NYLON ZINC LOCK	F05010-69	28	
23	DECAL, CAB VOLTAGE	042676	1	

12.3 Right Panel

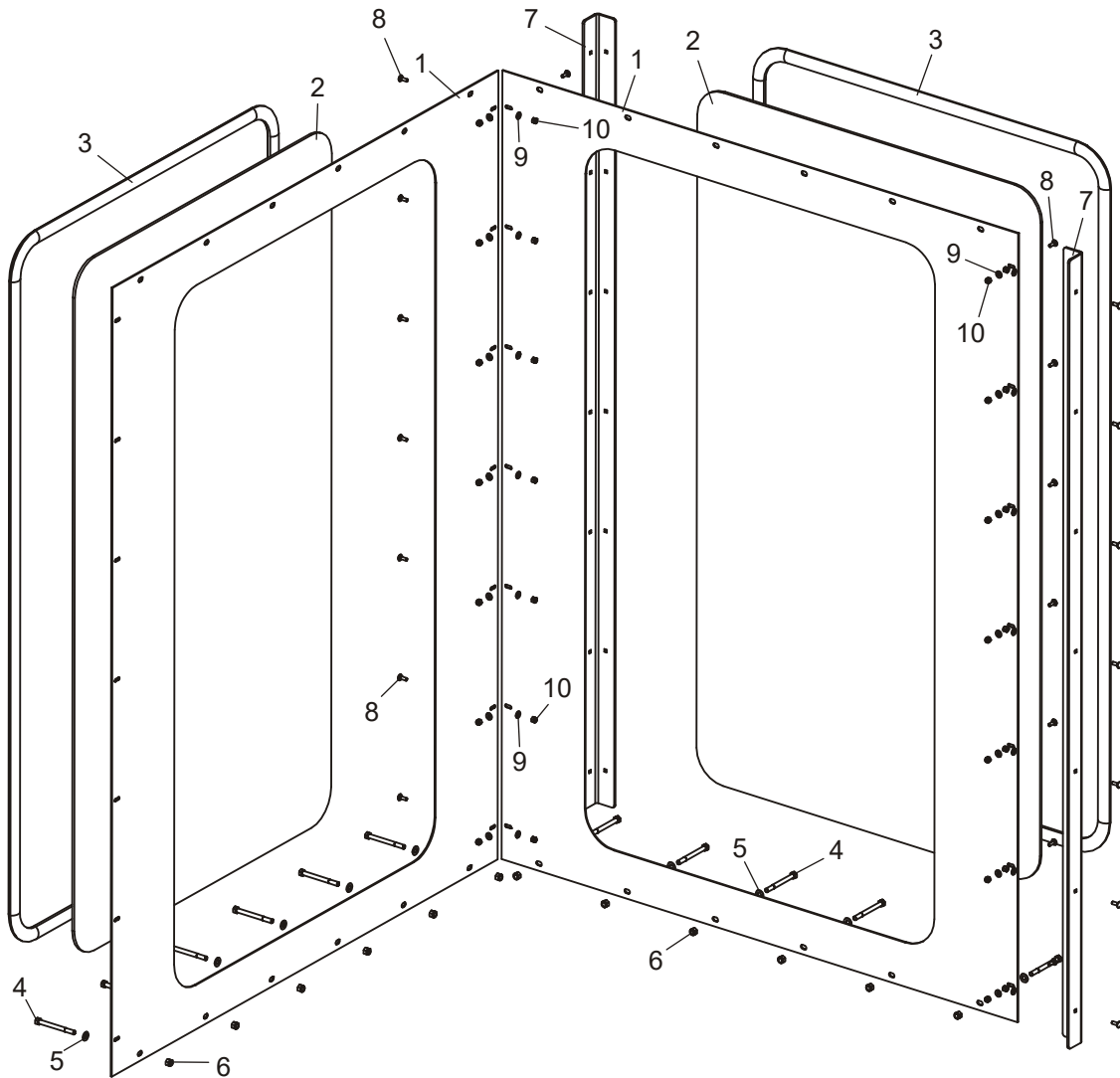


300_0213-7

REF.	DESCRIPTION (◆ Indicates Parts Available in Assemblies Only)	PART #	QTY
	PANEL ASSEMBLY, DOOR	058166	1
1	Panel Weldment, Door	058167	1
2	Block, Latch Mount	042634	1
3	Washer, Door Hinge	042578	1
4	Door Weldment, Cab	042632	1
5	Window, Cab Door	042576	1
6	Seal, Cab Door Window	042575	1
7	Latch, Door	042587	1
8	Washer, 1/4" Split Lock	F05011-14	2
9	Bolt, 1/4-20 x 3/4" Hex Head Full Thread	F05005-1	6
10	Nut, 1/4-20 Hex Nylon Zinc Lock	F05010-21	6
11	Bolt, 3/8-16 x 5" Hex Head Grade 5	F05007-86	2
12	Bolt, 3/8-16 x 4" Hex Head Grade 5	F05007-126	4

13	Washer, 3/8" SAE Flat	F05011-3	4	
14	Nut, 3/8-16 Hex Nylon Zinc Lock	F05010-10	4	
15	Nut, 3/8-16 Hex Nylon Zinc Lock	F05010-25	2	
16	Flap, Rubber Door	042638	1	
17	Plate, Rubber Door Flap	042637	1	
18	Screw, 1/4-20 x 1/2" Self-Tapping	F05015-1	5	
19	Washer, 3/8" Split Lock	F05011-4	2	
20	Bolt, 3/8-16 x 1" Hex Head	F05007-7	2	
21	Bolt, 1/4-20 x 1/2" Hex Head	F05005-15	2	

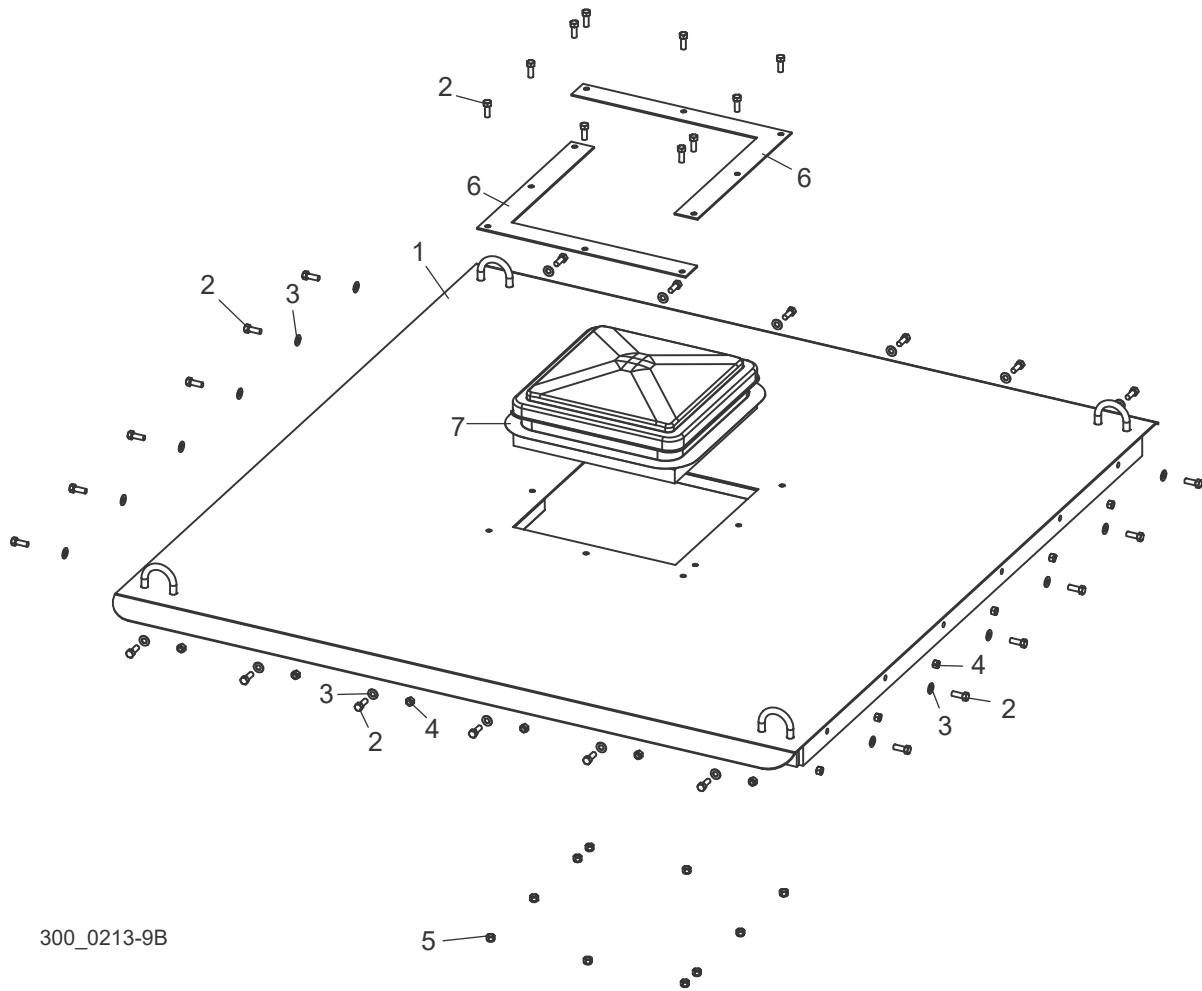
12.4 Front, Left Panel



300_0213-8

REF.	DESCRIPTION (◆ Indicates Parts Available in Assemblies Only)	PART #	QTY
	Panel Assembly, Window	058177	2
1	Panel, Window	058179	1
2	Window, Cab Front	042631	1
3	Seal, Cab Front Window	042630	1
4	Bolt, 3/8-16 x 4" Hex Head Grade 5	F05007-126	6
5	Washer, 3/8" SAE Flat	F05011-3	6
6	Nut, 3/8-16 Hex Nylon Lock	F05010-10	6
7	ANGLE, CORNER SUPPORT	058917	2
8	SCREW, 1/4-20 x 3/4" CARRIAGE	F05005-113	28
9	WASHER, 1/4" SAE FLAT	F05011-11	28
10	NUT, 1/4-20 HEX NYLON ZINC LOCK	F05010-69	28

12.5 Roof



REF.	DESCRIPTION (◆ Indicates Parts Available in Assemblies Only)	PART #	QTY
	ROOF ASSEMBLY, LT300 CAB	058182	1
1	Roof, Weldment, Cab	058183	1
2	Bolt, 3/8-16 x 1" Hex Head	F05007-7	34
3	Washer, 3/8" SAE Flat	F05011-3	24
4	Nut, 3/8-16 Swaged Lock	F05010-25	24
5	Nut, 3/8-16 Hex Nylon Lock	F05010-10	10
6	Plate, Air Vent	016866	2
7	Vent, Plastic Dome	016867	1

12.6 Air Conditioning/Heat Assembly (Optional)



300_0303



REF.	DESCRIPTION (◆ Indicates Parts Available in Assemblies Only)	PART #	QTY
	AIR CONDITIONING/HEAT ASSEMBLY, CAB (OPTIONAL)	A/C1	1
1	A/C Unit, AC1 (Rev. A4.00)	074118	1
2	Control, A/C1 (Rev. A4.00)	074117	1
	Plug, 13/32 Plastic	014537	10
	Caulk, 10 oz. Tube Clear Silicon	P02616	1
	Clamp, 1/2" Flex Steel Conduit 90 Deg. El.	017801	1
	Conduit, 1/2" x 77" Flex Steel	017802	1
	Wire Nut, Yellow	016863	3
	Clamp, 3/4 EMT	P04851	4
	Screw, 1/4-20 x 1/2" Self-Tapping	F05015-1	4
	Foam, 1/2"x1" Adhesive Back	R02306	5 ft.
3	Heat Package, A/C1 (Rev. A4.00)	074116	1
4	Drain Kit, A/C1	076000	1