

Wood-Mizer®

Parts List

WB2000-USA

rev. B2.05



Safety is our #1 concern! Read and understand all safety information and instructions before operating, setting up or maintaining this machine.

Form #661_USA

Table of Contents

Section-Page

SECTION 1	GENERAL INFORMATION	1-1
1.1	How To Use the Parts List.....	1-1
1.2	Sample Assembly	1-1
SECTION 2	SAWMILL MAST	2-1
2.1	WB2000 Sawmill Mast	2-1
2.2	Mast Drive Assembly - Left	2-3
2.3	Mast Drive Assembly - Right	2-4
2.4	Pantograph Cable Guide	2-5
2.5	Up/Down Drive Assembly	2-6
2.6	Up/Down Chain Assembly	2-7
2.7	Chain Guide Rollers & Up/Down Rollers	2-8
2.8	Up/Down Rollers	2-9
2.9	Up/Down Rollers	2-10
2.10	Upper Mast Roller Bracket. 503484	2-11
2.11	Upper Mast Roller Bracket. 589039	2-12
2.12	Saw Head Rollers	2-13
2.13	Track Roller	2-14
2.14	Adjustable Track Roller	2-15
2.15	Saw Head Roller. 713564	2-16
2.16	Chain Guide Roller (No. 715949).....	2-17
2.17	Chain Guide Roller (No. 713609)	2-18
SECTION 3	SAW HEAD	3-1
3.1	E50S Motor Kit	3-1
3.2	Sawdust Chute	3-3
3.3	Blade Tension Plate Assembly	3-4
3.4	Debarker w/Drive	3-6
3.5	Debarker Track Rail Assembly. 710811	3-7
3.6	Blade Wheel Wiper & Scraper	3-9
3.7	Idle Side Blade Wheel	3-10
3.8	Blade Wheel Mounting Tubes	3-11
3.9	Blade Wheel Shaft Bracket	3-12
3.10	Blade Wheel Guards	3-14
3.11	Blade Housing Safety Switch	3-17
3.12	Decals	3-18
3.13	Laser Assembly (Option)	3-20
3.14	CCTV Camera Set	3-21
3.15	Debarker (No. 710265)	3-22
3.16	AC Debarker Blade Drive (096239)	3-25
3.17	Debarker Decal Kit. 710265_538001	3-27
3.18	Cable Carrier Mount Bracket. 710812	3-28
3.19	Side Camera Assembly. 716707	3-29
3.20	Blade Lube Assembly	3-30
3.21	Board Return Guide. 719632	3-32
3.22	Board Return Guide. 719455	3-33
3.23	Board Return Assy. 719451	3-34

Table of Contents

Section-Page

3.24	Board Return Assy. 719446	3-35
3.25	Drive Side Blade Wheel. 719631-1	3-37
3.26	Hydraulic Pump w/Motor (No. 715947-UL)	3-39
3.27	Bellow Cylinder Assembly (No. 715929)	3-40
3.28	Vertical Adjustment Bracket (No. 715911)	3-42
3.29	Horizontal Adjustment Bracket (No. 715912)	3-43
3.30	Blade Guide Arm, 2" Blade (No. 718859)	3-44
3.31	Fixed Blade Guide (No. 718847)	3-46
3.32	Idler Roller Assembly (No. 042543)	3-47
3.33	Blade Guide (No. 719387)	3-48
3.34	2" Blade Guide Roller (No. 718873)	3-49
3.35	Narrow Blade Securing Plate. 719645	3-50
SECTION 4 OPERATOR STAND W/CAB (OPTION)		4-1
4.1	Control Box/Monitor Pedestal	4-1
4.2	Control Box	4-3
4.3	Control Box Arm Bracket	4-4
4.4	Monitor Housing	4-5
4.5	Operator Stand Base	4-6
4.6	Operator Seat	4-7
4.7	Operator Stand Ladder	4-8
4.8	Joysticks	4-9
SECTION 5 BLADE LUBE ASSEMBLY		5-1
5.1	Blade Lube Assembly	5-1
5.2	Lube Pump Assembly	5-2
SECTION 6 BED FRAME ASSEMBLY		6-1
6.1	Power Feed Chain	6-1
6.2	Bed Rail, WB2000. (710049, 713152)	6-2
6.3	WB2000 Cross Beam Cover	6-3
6.4	Ladder Assembly, Inspection Platform	6-4
6.5	Foot Assembly, Inspection Platform Ladder	6-5
6.6	Inspection Platform Grid	6-6
6.7	Leg Assembly	6-7
6.8	Angle Set, "M" Bed Frame	6-8
6.9	Angle Set, "S" Bed Frame	6-9
6.10	Mast Stop Assembly	6-10
6.11	Hydraulic Hose Hanger	6-11
6.12	Board Removal Bumper Assembly	6-12
6.13	Rubber Bumper	6-14
6.14	Bed Frame Extension Section ("M" Frame Only)	6-15
6.15	Bed Frame Extension Assembly M+2	6-16
6.16	Hydraulic Hose Hanger	6-17

Table of Contents

Section-Page

SECTION 7	HYDRAULIC PUMP & HYDRAULIC BOX	7-1
7.1	Hydraulic Set	7-1
7.2	Clamp Left-Right And Up-Down	7-3
7.3	Power Rollers Cylinder	7-4
7.4	Chain Turner Cylinder	7-5
7.5	Power Rollers Hydraulic Motors Connection	7-6
7.6	Side Supports	7-7
7.7	Loading Deck Hydraulic Motors	7-8
7.8	Loading Deck Cylinders	7-9
7.9	Chain Turners Hydraulic Motors	7-10
SECTION 8	HYDRAULIC KITS	8-1
8.1	Log Side Support	8-1
8.2	Side Support Sensor	8-4
8.3	Log Levelling Roller	8-5
8.4	Chain Log Turner. 719989	8-6
8.5	Side Support Drive Assembly (No. 719365)	8-9
8.6	Left Driven Log Levelling Roller (No. 715511)	8-11
8.7	Left Driven Log Levelling Roller (No. 715509)	8-13
8.8	Left Roller Arm (No. 715014)	8-15
8.9	Log Levelling Roller Arm	8-16
8.10	Driven Log Levelling Roller (No. 715175)	8-17
8.11	Driven Log Levelling Roller (No. 715176)	8-19
8.12	Pantograph Assembly (No. 719315)	8-20
8.13	Duct Cable Assembly (No. 719422)	8-22
SECTION 9	BELT CONVEYOR	9-1
9.1	Belt Conveyor Frame	9-1
9.2	Conveyor Side Plate	9-2
9.3	Idle Side Roller	9-3
9.4	Conveyor Belt Tensioner	9-4
9.5	Belt Conveyor Pulley	9-5
9.6	Left Pulley Bracket	9-6
9.7	Right Pulley Bracket	9-7
SECTION 10	CAB	10-1
10.2	Rear Panel	10-2
10.3	Right Panel	10-4
10.4	Front, Left Panel	10-6
10.5	Roof	10-7
10.6	Air Conditioning/Heat Assembly (Optional)	10-8

SECTION 1 GENERAL INFORMATION

1.1 How To Use the Parts List

- Use the index above to locate the assembly that contains the part you need.
- Go to the appropriate section and locate the part in the illustration.
- Use the number pointing to the part to locate the correct part number and description in the table.
- Parts shown indented under another part are included with that part.
- Parts marked with a diamond (◆) are only available in the assembly listed above the part.

See the sample table below. Sample Part #A01111 includes part F02222-2 and subassembly A03333. Subassembly A03333 includes part S04444-4 and subassembly K05555. The diamond (◆) indicates that S04444-4 is not available except in subassembly A03333. Subassembly K05555 includes parts M06666 and F07777-77. The diamond (◆) indicates M06666 is not available except in subassembly K05555.

1.2 Sample Assembly				
REF.	DESCRIPTION (◆ Indicates Parts Available In Assemblies Only)	PART #	QTY	
	Sample Assembly, Complete (Includes All Indented Parts Below)	A01111	1	
1	Sample Part	F02222-22	1	
	Sample Subassembly (Includes All Indented Parts Below)	A03333	1	
2	Sample Part (◆ Indicates Part Is Only Available With A03333)	S04444-4	1	◆
	Sample Subassembly (Includes All Indented Parts Below)	K05555	1	
3	Sample Part (◆ Indicates Part Is Only Available With K05555)	M06666	2	◆
4	Sample Part	F07777-77	1	

To Order Parts:

- From Europe call our European Headquarters and Manufacturing Facility in Kolo, Poland at **+48-63-2626000**. From the continental U.S., call our toll-free Parts hotline at **1-800-525-8100**. Have your customer number, vehicle identification number, and part numbers ready when you call. From other international locations, contact the Wood-Mizer distributor in your area for parts.

Office Hours:

Country	Monday - Friday	Saturday	Sunday
Poland	7-15	Closed	Closed
US	8 a.m.- 5 p.m.	8 a.m.- 12 p.m.	Closed

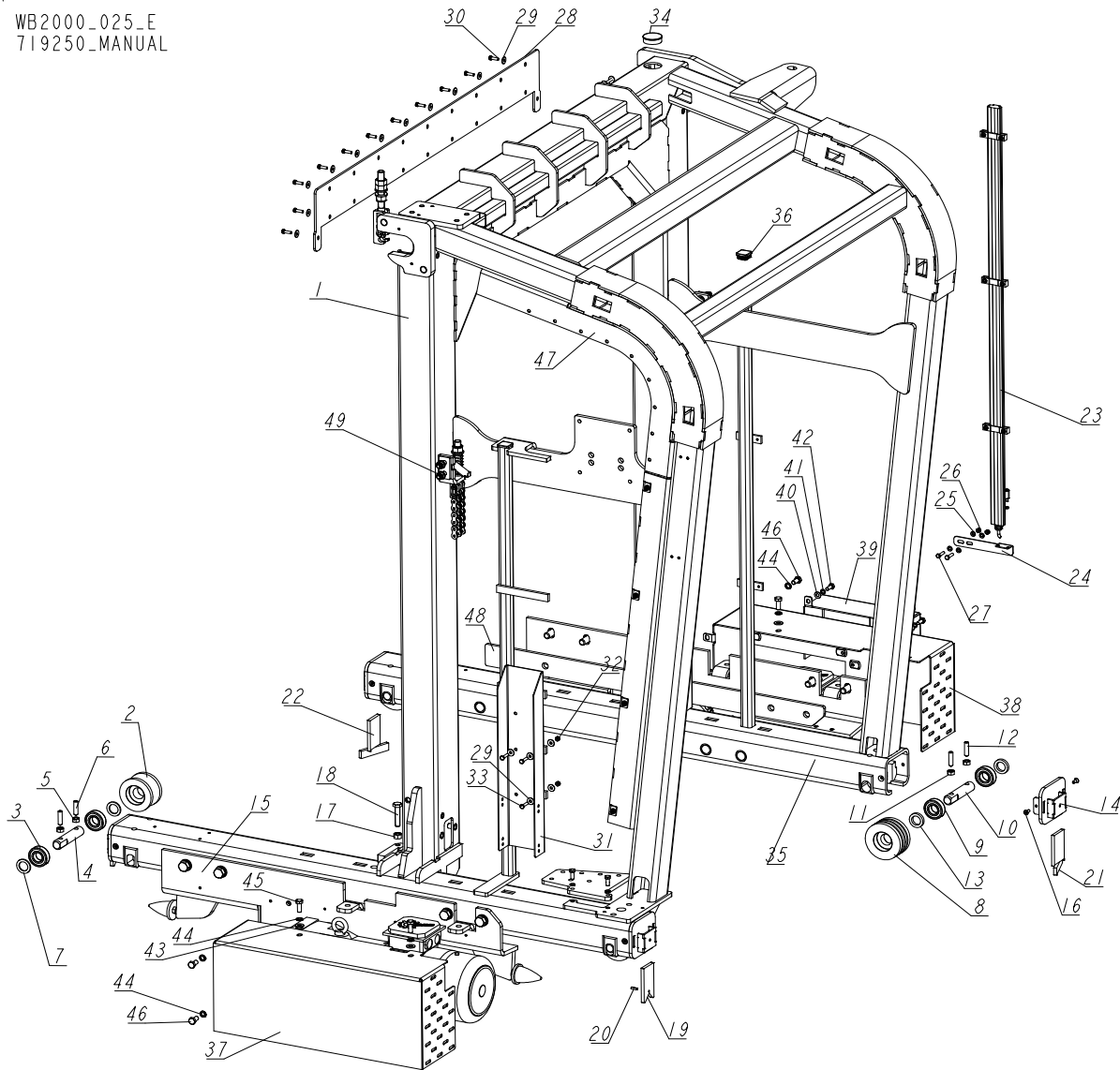


CAUTION! It is strongly recommended that only original spare parts be used.

SECTION 2 SAWMILL MAST

2.1 WB2000 Sawmill Mast

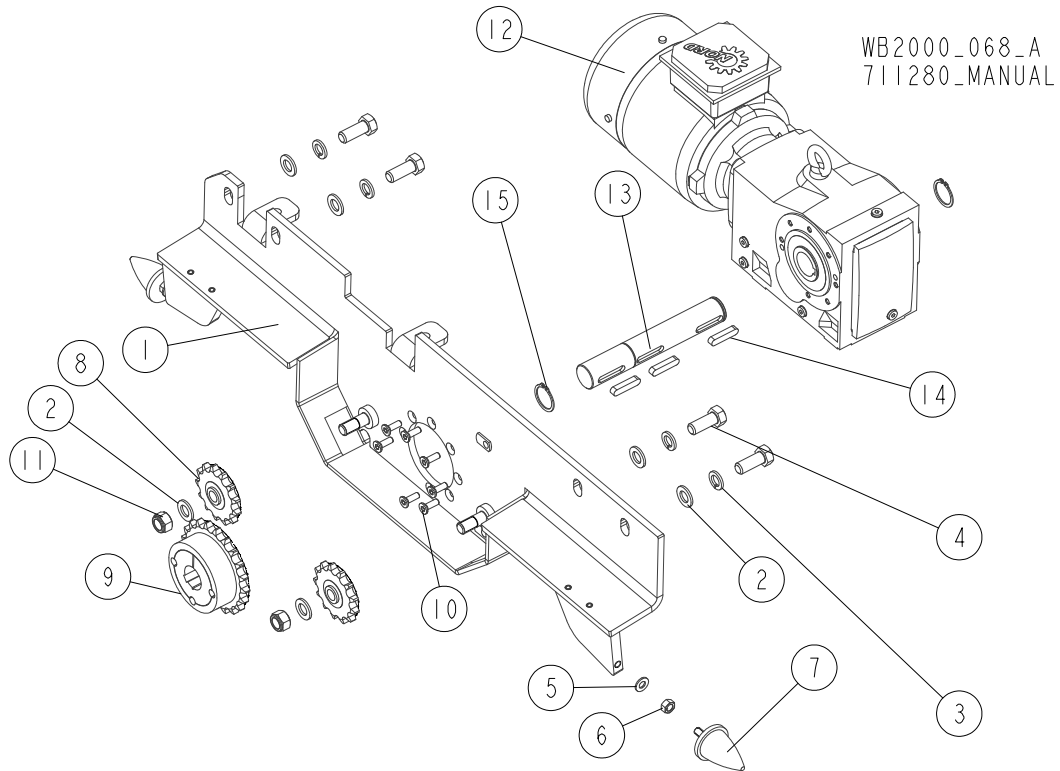
WB2000_025_E
719250_MANUAL



REF.	DESCRIPTION (◆ indicates parts available in assemblies only)	PART #	QTY
-	SAW HEAD W/MAST, WB2000-UL	719250	1
-	MAST, WB2000 COMPLETE	716899-UL	1
1	MAST WELDMENT	716928-1	1
-	ROLLER, TRACK - COMPLETE	717243	2
2	ROLLER, MAST TRACK	717244-1	1
3	BEARING, 6205 2RSR P6 (FAG,NSK,SKF) BALL	087353	2
4	SHAFT, TRACK ROLLER	710013	1
5	NUT, M10 8 HEX ZINC	F81033-3	2
6	SCREW, M10X40-45H-GEOMET HEX SOCKET SET W/FLAT POINT	F81003-61	2
7	BUSHING, 25.2/38-3.5 ZINC-PLATED	717245-1	2
-	ROLLER, TRACK - COMPLETE	717311	2

REF.	DESCRIPTION (◆ indicates parts available in assemblies only)	PART #	QTY
8	ROLLER, TRACK	717312-1	1
9	BEARING, 6205 2RSR P6 (FAG, NSK, SKF) BALL	087353	2
10	SHAFT, TRACK ROLLER	710013	1
11	NUT, M10 8 HEX ZINC	F81033-3	2
12	SCREW, M10X40-45H-GEOMET HEX SOCKET SET W/FLAT POINT	F81003-61	2
13	BUSHING, 25.2/38-7 ZINC-PLATED	710039-1	2
14	BRACKET, SCRAPER MOUNT	713209-1	4
15	DRIVE ASSEMBLY, MAST LEFT See Section 2.2	713011-UL	1
16	SCREW, M6X16-10.9 DIN7991 ISO10642 FLAT SOCKET HEAD CAP ZINC	F81001-55	8
17	NUT, M12-8-B HEX ZINC	F81034-1	2
18	BOLT, M12X55 8.8 HEX HEAD ZINC	F81004-43	2
19	SCRAPER, "V"	710634-1	2
20	PIN, 5X16 ROLL ZINC	F81044-3	2
21	SCRAPER, FRONT STRAIGHT	710635-1	1
22	SCRAPER, REAR STRAIGHT	710645-1	1
-	SENSOR ASSEMBLY, MAGNETOSTRICTIVE LINEAR POSITION (UL)	719434	1
23	SENSOR, BTL6-U110-M1000-PF-S4 IOL MAGNETOSTRICTIVE LINEAR POSITION	539852	1
24	BRACKET, MAGNET	710871-1	1
25	WASHER, 6.4 FLAT ZINC	F81053-1	4
26	NUT, M6-8-B HEX NYLON ZINC LOCK	F81031-2	2
27	BOLT, M6X25 -8.8 HEX HEAD FULL THREAD ZINC	F81001-3	2
28	COVER, RUBBER	711031-1	1
29	WASHER, 6.5 SPECIAL FLAT ZINC	F81053-11	27
30	BOLT, M6X20 8.8 HEX HEAD FULL THREAD ZINC	F81001-2	20
31	CHANNEL, CABLE CARRIER BRACKET	710573-1	1
32	NUT, M6-8-B HEX NYLON ZINC LOCK	F81031-2	4
33	BOLT, M6X25 -8.8 HEX HEAD FULL THREAD ZINC	F81001-3	4
34	CAP, 44.5 MM #466923 HOLE	500768	1
35	DRIVE ASSEMBLY, MAST RIGHT See Section 2.3	713015-UL	1
36	CAP, 30X30X3 SR1540, 111219 (MOSS) TUBE END	099463	2
37	GUARD, MOTOR	713147-1	1
-	GUARD, MOTOR	557032	1
38	GUARD WELDMENT, MOTOR	557056-1	1
39	GUARD, ENCODER	557033-1	1
40	WASHER, 8.4 FLAT ZINC	F81054-1	4
41	WASHER, 8.2 SPLIT LOCK ZINC	F81054-4	4
42	BOLT, M8X20 8.8 HEX HEAD FULL THREAD ZINC	F81002-4	4
43	WASHER, 10.5 FLAT ZINC	F81055-1	4
44	WASHER, Z 10.2 SPLIT LOCK ZINC	F81055-2	8
45	BOLT, M10X25 8.8 HEX HEAD FULL THREAD ZINC	F81003-11	4
46	BOLT, ISO 4017-M10X20-8.8-A2E HEX HEAD FULL THREAD	F81003-53	4
47	GUIDE, PANTOGRAPH CABLE See Section 2.4	719345	1
48	PLATE, SPACER	713128	1
49	CHAIN ASSEMBLY, UP/DOWN See Section 2.6	713595	1

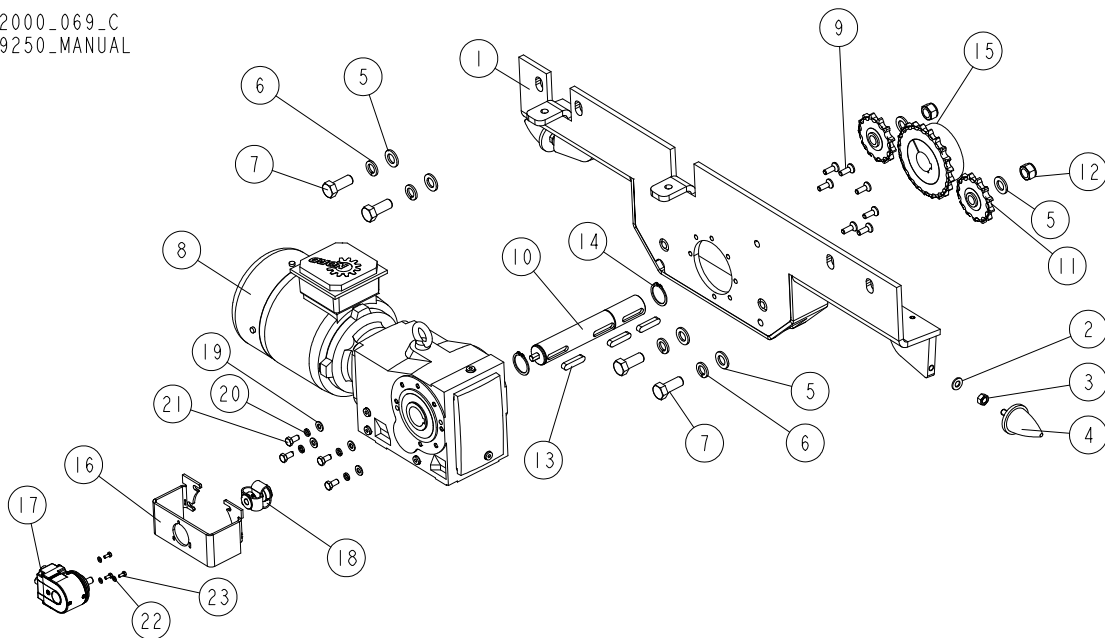
2.2 Mast Drive Assembly - Left



REF.	DESCRIPTION (◆ indicates parts available in assemblies only)	PART #	QTY
	DRIVE ASSEMBLY, MAST LEFT	713011-UL	1
1	PLATE WELDMENT, MAST SIDE	713012-1	1
2	WASHER, 17 FLAT ZINC	F81058-1	6
3	WASHER, 16.3 SPLIT LOCK ZINC	F81058-2	4
4	BOLT, M16X40-8.8 HEX HEAD FULL THREAD ZINC	F81006-13	4
5	WASHER, 10.5 FLAT ZINC	F81055-1	2
6	NUT, M10-8-B HEX ZINC	F81033-3	2
7	BUMPER, DP-050X067	710846	2
8	SPROCKET, 12B1 Z=13	713045	2
9	SPROCKET/TAPER LOCK 12B1	713044	1
10	SCREW, M8X25-8.8 FLAT SOCKET HEAD CAP ZINC	F81002-65	7
11	NUT, M16-8 HEX NYLON ZINC LOCK	F81036-2	2
12	MOTOREDUCER, SK9012.1AZ-90LP/4 CUS TF	713333-UL	1
13	SHAFT, ZINC-PL. DRIVE (1)	713051-1	1
14	KEY, . A10X8X45 PN-91/M-85005 PARALLEL	091312	3
15	RING, Z35 OUTSIDE RETAINING	F81090-36	2

2.3 Mast Drive Assembly - Right

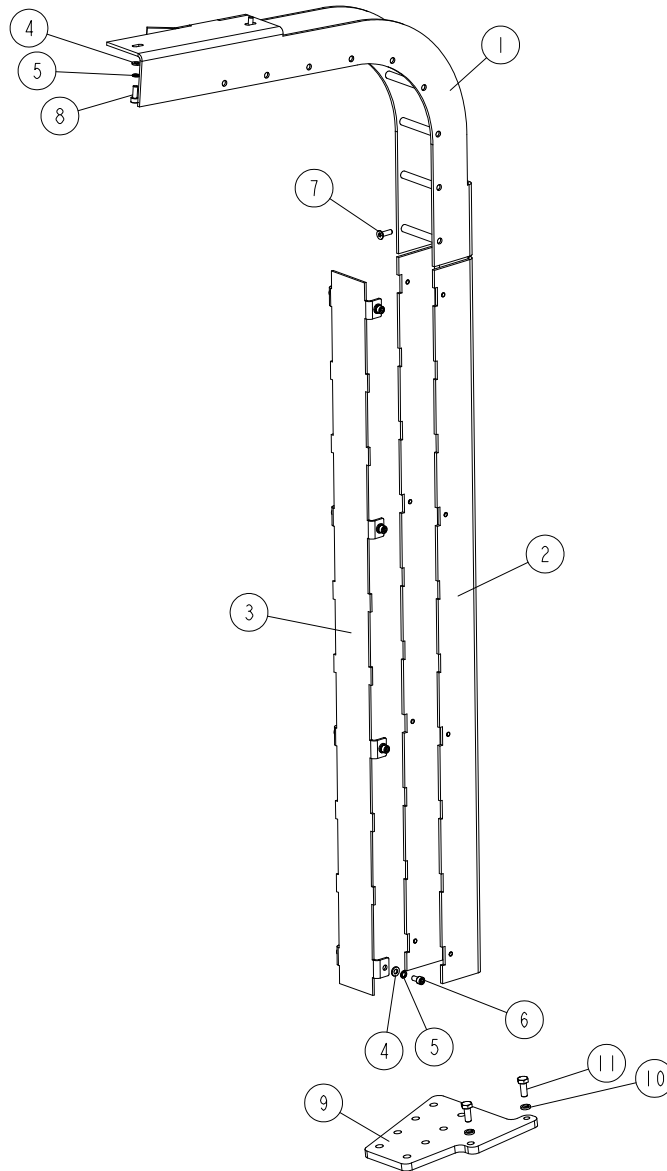
WB2000_069-C
719250_MANUAL



REF.	DESCRIPTION (◆ indicates parts available in assemblies only)	PART #	QTY
-	DRIVE ASSEMBLY, MAST RIGHT	713015-UL	1
1	PLATE, WELDMENT MAST RIGHT SIDE	713016-1	1
2	WASHER, 10.5 FLAT ZINC	F81055-1	2
3	NUT, M10-8-B-FE	F81033-3	2
4	BUMPER, DP-050X067	710846	2
5	WASHER, 17 FLAT ZINC	F81058-1	6
6	WASHER, 16.3 SPLIT LOCK ZINC	F81058-2	4
7	BOLT, M16X40-8.8 HEX HEAD FULL THREAD ZINC	F81006-13	4
8	GEAR MOTOR, SK9012.1AZ-90LP/4 CUS TF	713333-UL	1
9	SCREW, M8X25-8.8 FLAT SOCKET HEAD CAP ZINC	F81002-65	7
10	SHAFT, DRIVE	713052-1	1
11	SPROCKET, 12B1 Z=13	713045	2
12	NUT, M16-8 HEX NYLON ZINC LOCK	F81036-2	2
13	KEY, . A10X8X45 PN-91/M-85005 PARALLEL	091312	3
14	RING, Z35 OUTSIDE RETAINING	F81090-36	2
15	SPROCKET/TAPER LOCK 12B1	713044	1
16	BRACKET, ENCODER	557034-1	1
17	ENCODER, ETHERNET/IP EAL580 ABSOLUTE	536063	1
18	COUPLING, 8.0000.1K01.1010 ENCODER	713247	1
19	WASHER, 8.4 FLAT ZINC	F81054-1	4
20	WASHER, 8.2 SPLIT LOCK ZINC	F81054-4	4
21	BOLT, M8X16-8.8-B HEX HEAD FULL THREAD ZINC	F81002-20	4
22	WASHER, 4.3 FLAT ZINC	F81051-2	3
23	BOLT, M4X10 DIN933(A2)/ISO 4017 STAINLESS STEEL	F81000-27	3

2.4 Pantograph Cable Guide

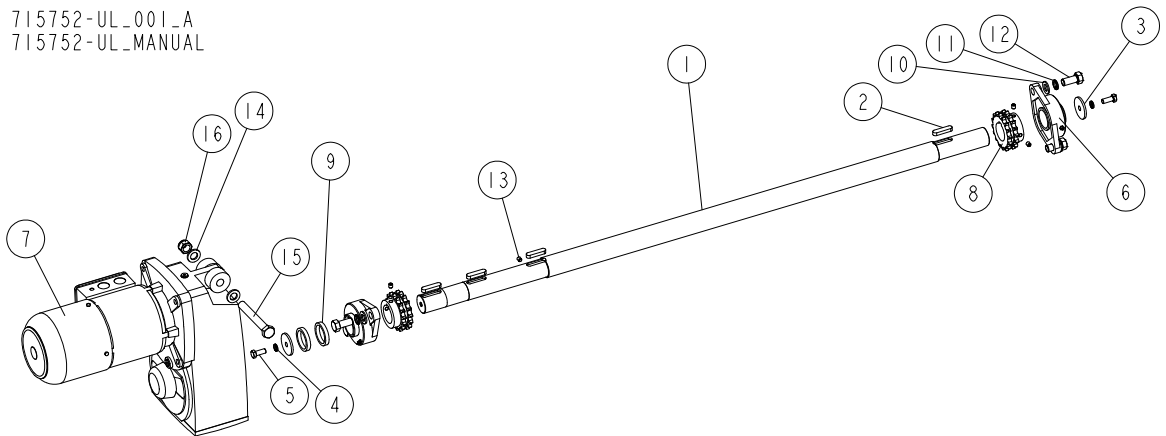
719345_001
719345_MANUAL



REF.	DESCRIPTION (◆ indicates parts available in assemblies only)	PART #	QTY
-	GUIDE, PANTOGRAPH CABLE	719345	1
1	GUIDE WELDMENT, CABLE	719308-1	1
2	GUIDE, CABLE	719309-1	1
3	COVER	719346-1	1
4	WASHER, 6.4 FLAT ZINC	F81053-1	10
5	WASHER, Z 6.1 SPLIT LOCK ZINC	F81053-3	10
6	SCREW M6X12 SHCS ZC 8.8 DIN 912 ISO 4762	F81001-87	8
7	SCREW, M6X20-10.9 DIN-7991 FLAT SOCKET HEAD CAP ZINC	F81001-17	5
8	SCREW, M6X16-8.8 HEX SOCKET HEAD CAP ZINC	F81001-21	2
9	PLATE	719347-1	1
10	WASHER, 8.2 SPLIT LOCK ZINC	F81054-4	2
11	BOLT, M8X20-8.8-B HEX HEAD FULL THREAD ZINC	F81002-4	2

2.5 Up/Down Drive Assembly

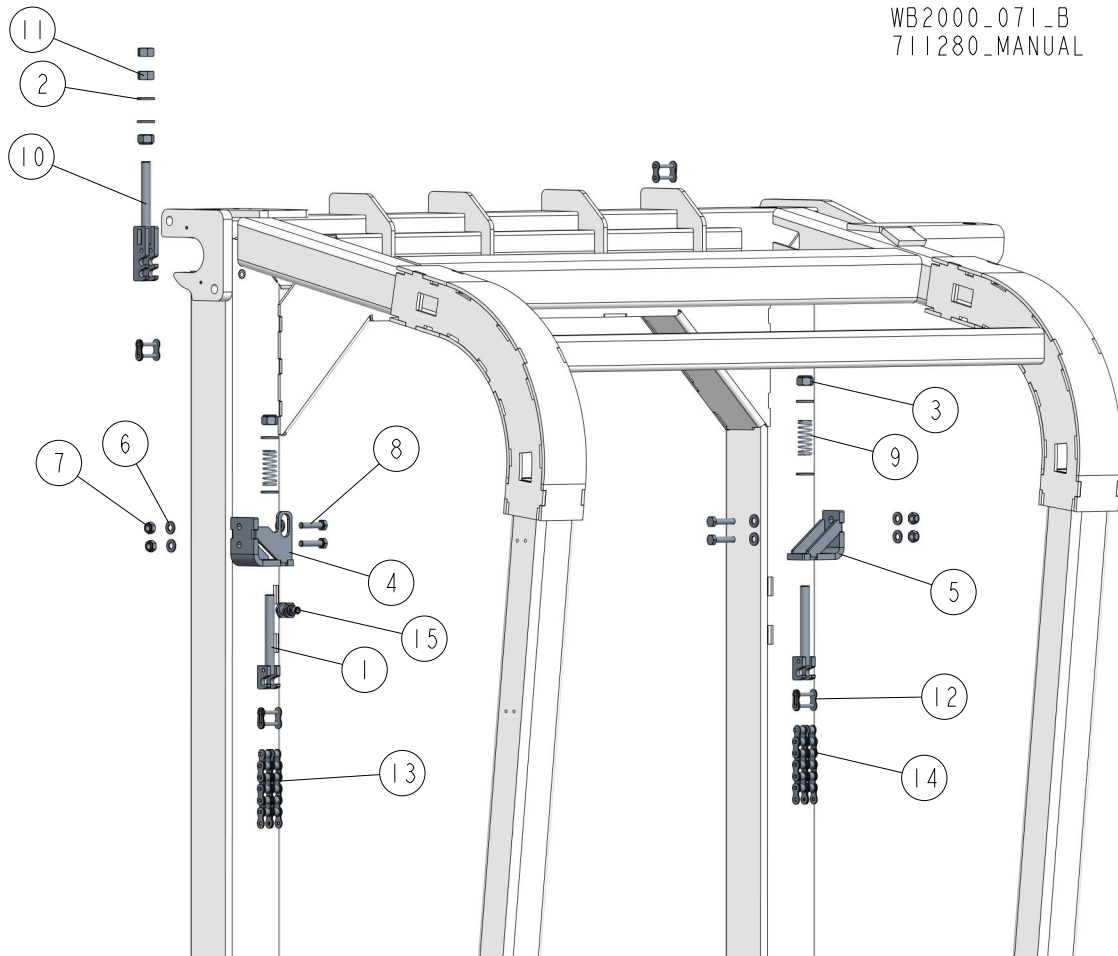
715752-UL_001_A
715752-UL_MANUAL



REF.	DESCRIPTION (◆ indicates parts available in assemblies only)	PART #	QTY
-	DRIVE ASSEMBLY, WB2000 UP/DOWN	715752-UL	1
1	SHAFT, UP/DOWN DRIVE	715754-1	1
2	KEY, A14X9X56 PN-M/85005-WM1000 PARALLEL	504601	4
3	WASHER 12.5/60-5 ZINC	549918-1	2
4	WASHER, Z12.2 SPLIT LOCK ZINC	F81056-2	2
5	BOLT, M12X30 8.8 HEX HEAD FULL THREAD ZINC	F81004-22	2
6	BEARING, UCFL 210 CX W/HOUSING	098824	2
7	GEAR MOTOR, SK4282ABGH-100LP/4 BRE20 SR TF IG12K	715753-UL	1
8	SPROCKET, 12B Z16	715751	2
9	BUSHING 50.5/63-10 ZINC	715755-1	2
10	WASHER, 19 FLAT ZINC	F81060-1	4
11	WASHER, 18.2 SPLIT LOCK ZINC	F81060-3	4
12	BOLT M18X40-8.8	F81008-11	4
13	SCREW, M10X12-45H ZINC-PLATED SET	F81003-46	4
14	WASHER, 21 FLAT ZINC	F81059-2	2
15	BOLT, M20X150 8.8 FE/ZN5 ISO 4017	F81007-3	1
16	NUT, M20-8 HEX	F81037-2	1

2.6 Up/Down Chain Assembly

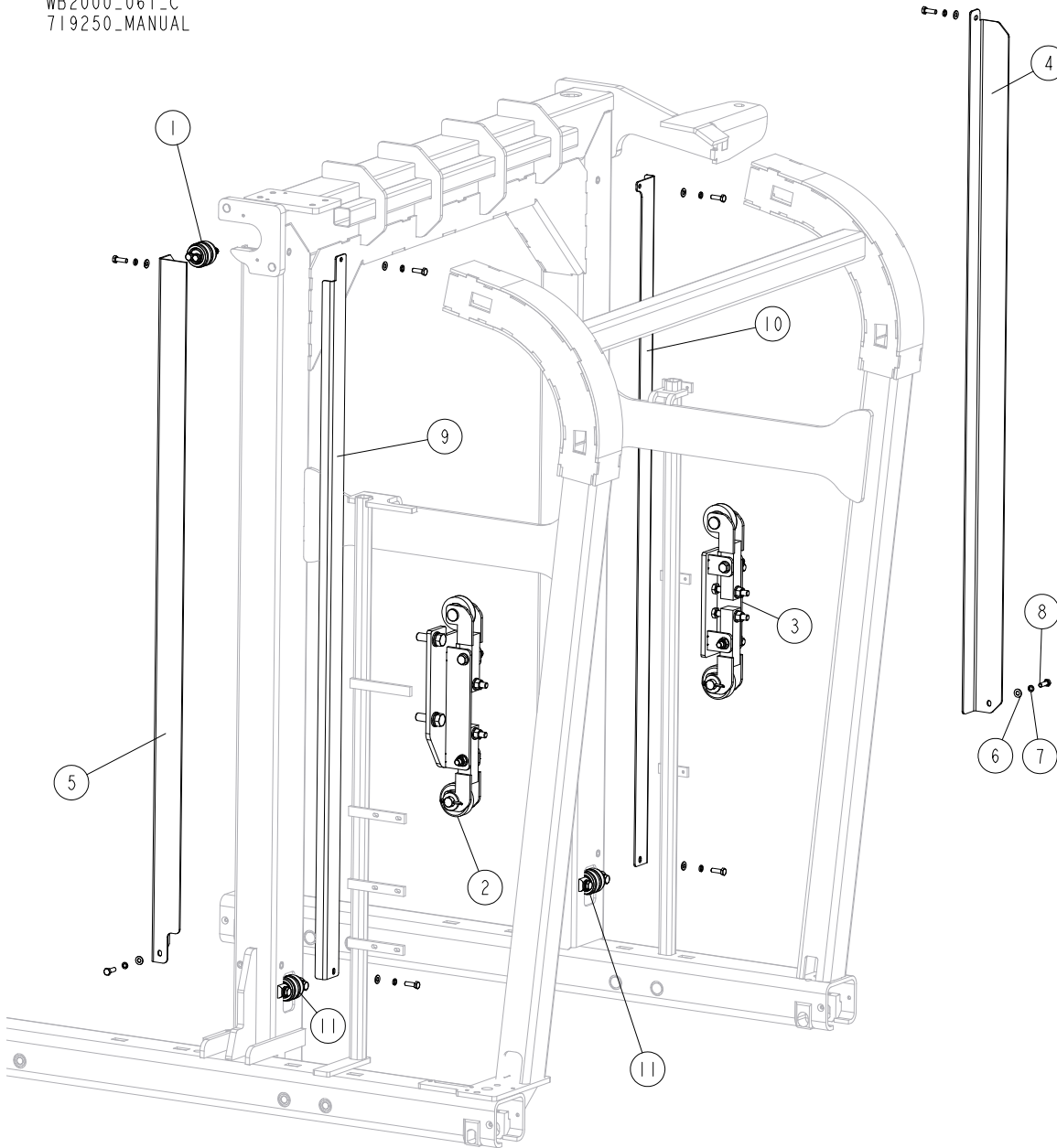
WB2000_071_B
711280_MANUAL



REF	DESCRIPTION (u indicates parts available in assemblies only)	PART #	QTY
-	CHAIN ASSEMBLY, UP/DOWN	713595	1
1	ROD WELDMENT, CHAIN HOOK (LOWER)	713592-1	2
2	WASHER, 17 FLAT ZINC	F81058-1	6
3	NUT, M16-8 HEX NYLON ZINC LOCK	F81036-2	3
4	BRACKET, CHAIN MOUNTING	720044-1	1
5	BRACKET, CHAIN MOUNTING	720047-1	1
6	WASHER, 10.5 FLAT ZINC	F81055-1	8
7	NUT, M10-8-B HEX NYLON ZINC LOCK	F81033-1	4
8	BOLT, M10X45 HEX HEAD FULL THREAD ZINC	F81003-3	4
9	SPRING, 18X57XN3.2	710869	2
10	ROD WELDMENT, CHAIN HOOK	713597-1	1
11	NUT, M16-5.8 HEX ZINC	F81036-1	2
12	LINK, 12B-2PZ MASTER	099249	4
13	CHAIN, 12B-2 157-LINK	713596	1
14	CHAIN, 12B-2 151-LINK	713589	1
15	SENSOR, IGC204 MAGNETIC SHUTOFF	512970	1

2.7 Chain Guide Rollers & Up/Down Rollers

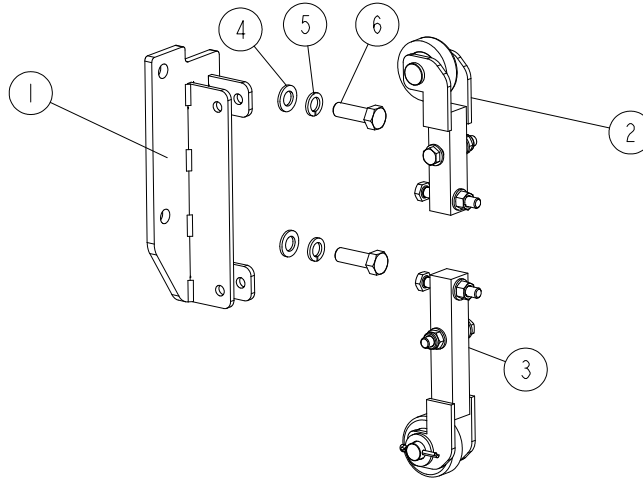
WB2000_061_C
719250_MANUAL



REF.	DESCRIPTION (◆ indicates parts available in assemblies only)	PART #	QTY	
1	ROLLER, CHAIN GUIDE - COMPLETE See Section 2.17	713609	1	
2	ROLLER SET, UP/DOWN See Section 2.8	713324	1	
3	ROLLER SET, UP/DOWN See Section 2.9	713325	1	
4	ANGLE, WB2000 MAST	714448-1	1	
5	ANGLE, WB2000 MAST	714449-1	1	
6	WASHER, 8.4 FLAT ZINC	F81054-1	8	
7	WASHER, 8.2 SPLIT LOCK ZINC	F81054-4	8	
8	BOLT, M8X25-8.8-B HEX HEAD FULL THREAD ZINC	F81002-5	8	
9	ANGLE, WB2000 MAST	714568-1	1	
10	ANGLE, WB2000 MAST	714569-1	1	
11	ROLLER, CHAIN GUIDE - COMPLETE See Section 2.16	715949	2	

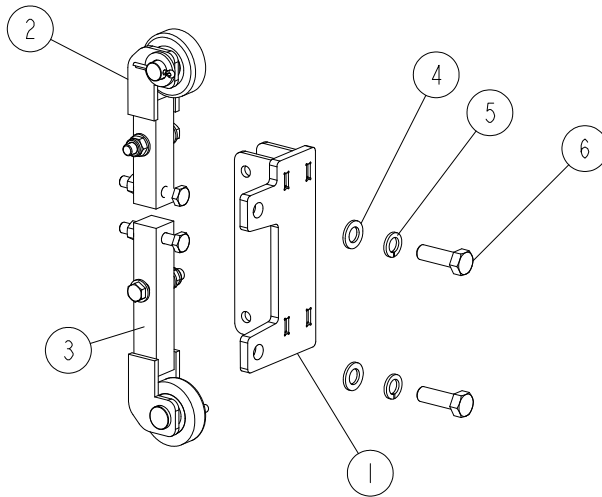
2.8 Up/Down Rollers

WB2000_064_A
711280_MANUAL



REF.	DESCRIPTION (◆ indicates parts available in assemblies only)	PART #	QTY
-	ROLLER SET, UP/DOWN	713324	1
1	PLATE WELDMENT, ROLLER MOUNT	713194-1	1
2	BRACKET, UPPER MAST ROLLER - COMPLETE See Section 2.10	503484	1
3	BRACKET, UPPER MAST ROLLER - COMPLETE See Section 2.11	589039	1
4	WASHER, 17 FLAT ZINC	F81058-1	2
5	WASHER, 16.3 SPLIT LOCK ZINC	F81058-2	2
6	BOLT, M16X50-8.8 HEX HEAD FULL THREAD ZINC	F81006-7	2

2.9 Up/Down Rollers



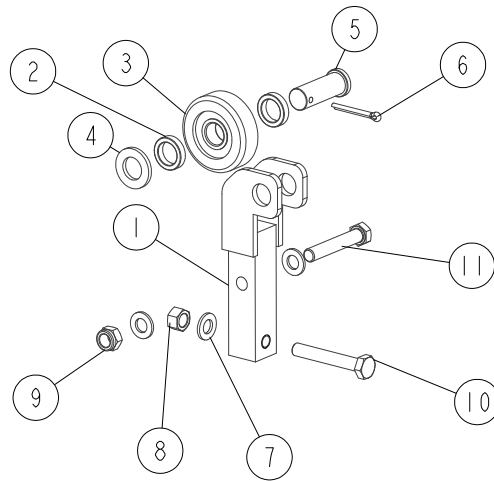
WB2000_065_A
711280_MANUAL

REF.	DESCRIPTION (◆ indicates parts available in assemblies only)	PART #	QTY	
-	ROLLER SET, UP/DOWN	713325	1	
1	PLATE WELDMENT, ROLLER MOUNT	713195-1	1	
2	BRACKET, UPPER MAST ROLLER - COMPLETE See Section 2.10	503484	1	
3	BRACKET, UPPER MAST ROLLER - COMPLETE See Section 2.11	589039	1	
4	WASHER, 17 FLAT ZINC	F81058-1	2	
5	WASHER, 16.3 SPLIT LOCK ZINC	F81058-2	2	
6	BOLT, M16X50-8.8 HEX HEAD FULL THREAD ZINC	F81006-7	2	



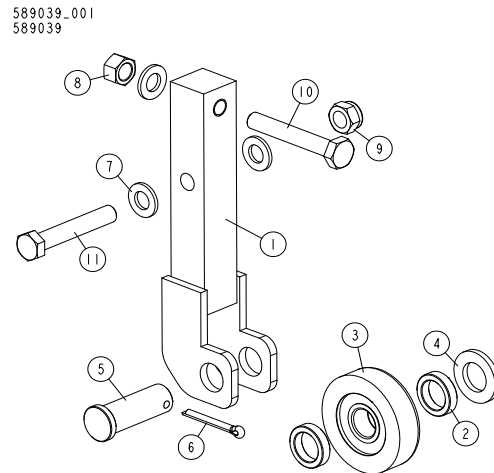
2.10 Upper Mast Roller Bracket. 503484

WB2000_066
711280_MANUAL



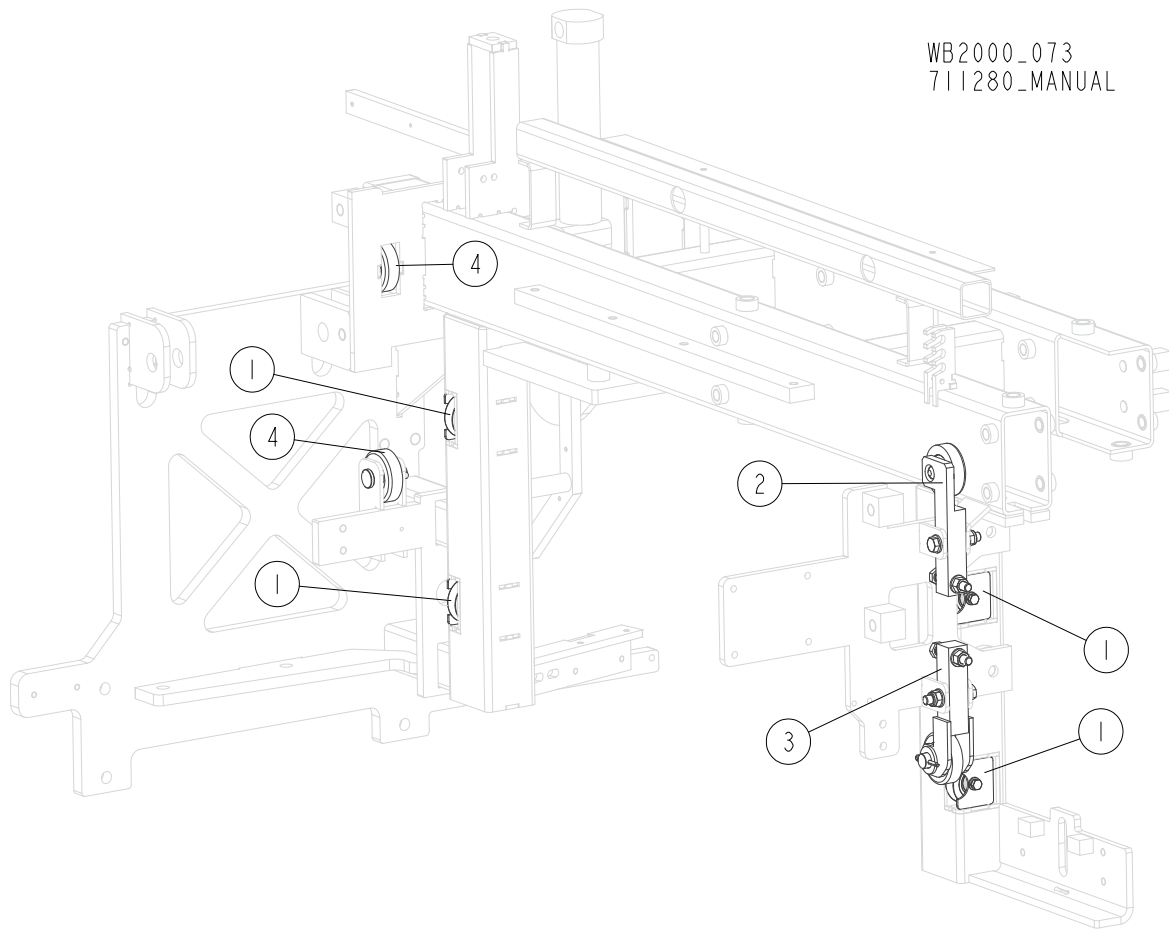
REF.	DESCRIPTION (◆ indicates parts available in assemblies only)	PART #	QTY
	BRACKET, WM1000 UPPER SUPPORT ROLLER - COMPLETE	503484	1
1	BRACKET, WM1000 UPPER SUPPORT ROLLER ZINC-PLATED	503482-1	1
2	BUSHING, N21XN30X7.2	503478-1	2
3	ROLLER, R68.5M 20MM HOLE METAL	503475	1
4	WASHER, 21 FLAT ZINC	F81059-2	1
5	PIN, 20X55 FLANGE 25-5 ZINC-PLATED	504173-1	1
6	PIN, 5 X 40 COTTER	F81043-31	1
7	WASHER, 13 FLAT ZINC	F81056-1	3
8	NUT, M12-8-B ZINC HEX	F81034-1	1
9	NUT, M12-8 HEX NYLON ZINC LOCK	F81034-2	1
10	BOLT, M12X75-8.8 HEX HEAD FULL THREAD ZINC	F81004-10	1
11	BOLT, M12X70 8.8 HEX HEAD ZINC	F81004-39	1

2.11 Upper Mast Roller Bracket. 589039



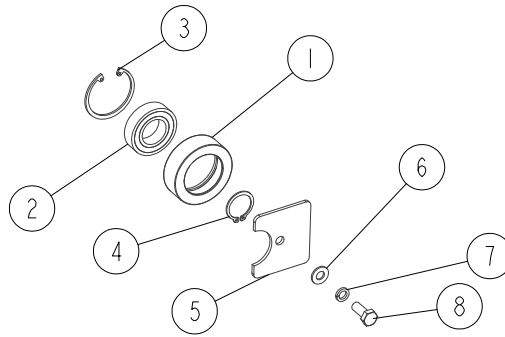
REF.	DESCRIPTION (◆ indicates parts available in assemblies only)	PART #	QTY	
-	BRACKET, UPPER MAST ROLLER - COMPLETE	589039	1	
1	BRACKET WELDMENT, UPPER MAST ROLLER	589040-1	1	
2	BUSHING, N21XN30X7.2	503478-1	2	
3	ROLLER, R68.5M 20MM HOLE METAL	503475	1	
4	WASHER, 21 FLAT ZINC	F81059-2	1	
5	PIN, 12X55 FLANGE 25-5 ZINC-PLATED	504173-1	1	
6	PIN, S-FE 5X40 COTTER	F81043-31	1	
7	WASHER, 13 FLAT ZINC	F81056-1	3	
8	NUT, M12-8-B HEX ZINC	F81034-1	1	
9	NUT, M12-8 DIN 982 HEX NYLON ZINC LOCK	F81034-2	1	
10	BOLT, M12X75-8.8 DIN 933 HEX HEAD FULL THREAD ZINC	F81004-10	1	
11	BOLT, M12X70-8.8 HEX HEAD ZINC	F81004-39	1	

2.12 Saw Head Rollers



REF.	DESCRIPTION (◆ indicates parts available in assemblies only)	PART #	QTY
1	ROLLER, TRACK - COMPLETE See Section 2.13	713159	4
2	ROLLER, ADJUSTABLE TRACK - COMPLETE See Section 2.14	713245	1
3	BRACKET, WM1000 UPPER SUPPORT ROLLER - COMPLETE See Section 2.10	503484	1
4	ROLLER, SAW HEAD - COMPLETE See Section 2.15	713564	2

2.13 Track Roller



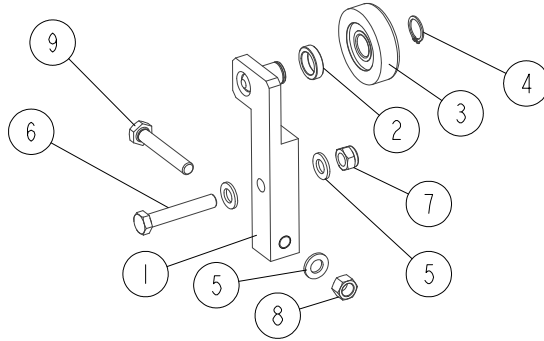
WB2000_074
711280_MANUAL

REF.	DESCRIPTION (◆ indicates parts available in assemblies only)	PART #	QTY
	ROLLER, TRACK - COMPLETE	713159	1
1	ROLLER, TRACK	710184-1	1
2	BEARING, 6005 2RS PN-85/M-86100	089652	1
3	RING, W47 INSIDE RETAINING	089653	1
4	RING, 25Z OUTSIDE RETAINING	F81090-22	1
5	PLATE, COVER	713170-1	1
6	WASHER, 8.4 FLAT ZINC	F81054-1	1
7	WASHER 8,2 FE/ZN9	F81054-4	1
8	BOLT, M8X20-5.8 HEX HEAD FULL THREAD ZINC	F81002-1	1



2.14 Adjustable Track Roller

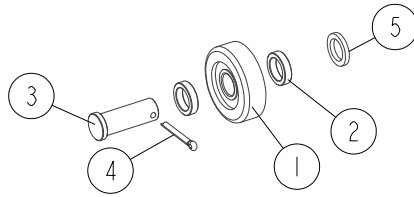
WB2000_075
711280_MANUAL



REF.	DESCRIPTION (◆ indicates parts available in assemblies only)	PART #	QTY
	ROLLER, ADJUSTABLE TRACK - COMPLETE	713245	1
1	BRACKET WELDMENT, ROLLER MOUNT	713244-1	1
2	BUSHING, N21XN30X7.2	503478-1	1
3	ROLLER, R68.5M 20MM HOLE METAL	503475	1
4	RING, Z20 OUTSIDE RETAINING	F81090-27	1
5	WASHER, 13 FLAT ZINC	F81056-1	3
6	BOLT, M12X70 8.8 HEX HEAD ZINC	F81004-39	1
7	NUT, M12-8 HEX NYLON ZINC LOCK	F81034-2	1
8	NUT, M12-8-B ZINC HEX	F81034-1	1
9	BOLT, M12X75-8.8 HEX HEAD FULL THREAD ZINC	F81004-10	1

2.15 Saw Head Roller. 713564

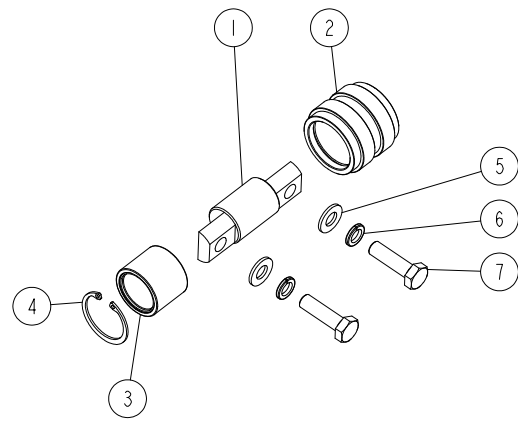
WB2000_076
711280_MANUAL



REF.	DESCRIPTION (◆ indicates parts available in assemblies only)	PART #	QTY
	ROLLER, SAW HEAD - COMPLETE	713564	1
1	ROLLER, R68.5M 20MM HOLE METAL	503475	1
2	BUSHING, N21XN30X7.2	503478-1	2
3	PIN, 20X55 FLANGE 25-5 ZINC-PLATED	504173-1	1
4	PIN, 5 X 40 COTTER	F81043-31	1
5	WASHER, 20.5X30-4 ZINC-PLATED	515021-1	

2.16 Chain Guide Roller (No. 715949)

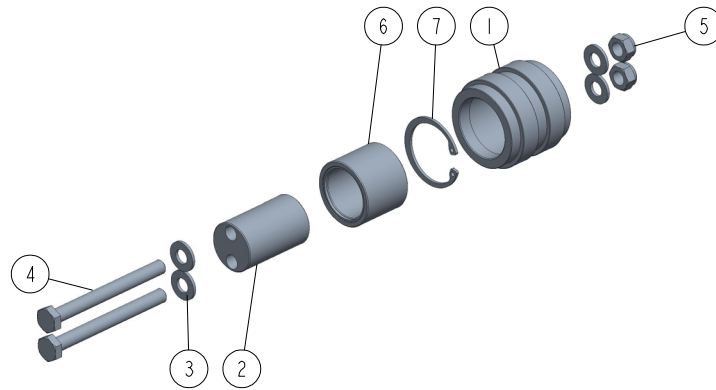
715949_001
715949_MANUAL



REF.	DESCRIPTION (* indicates parts available in assemblies only)	PART #	QTY
-	ROLLER, CHAIN GUIDE - COMPLETE	715949	1
1	SHAFT, CHAIN GUIDE ROLLER	715948	1
2	ROLLER, CHAIN GUIDE	713590-1	1
3	BEARING, NK 28/30 NEEDLE	711439	1
4	RING, W37 INSIDE RETAINING	F81090-55	1
5	WASHER, 10.5 FLAT ZINC	F81055-1	2
6	WASHER, Z 10.2 SPLIT LOCK ZINC	F81055-2	2
7	BOLT, M10X35 8.8 HEX HEAD FULL THREAD ZINC	F81003-17	2

2.17 Chain Guide Roller (No. 713609)

713609_001
713609

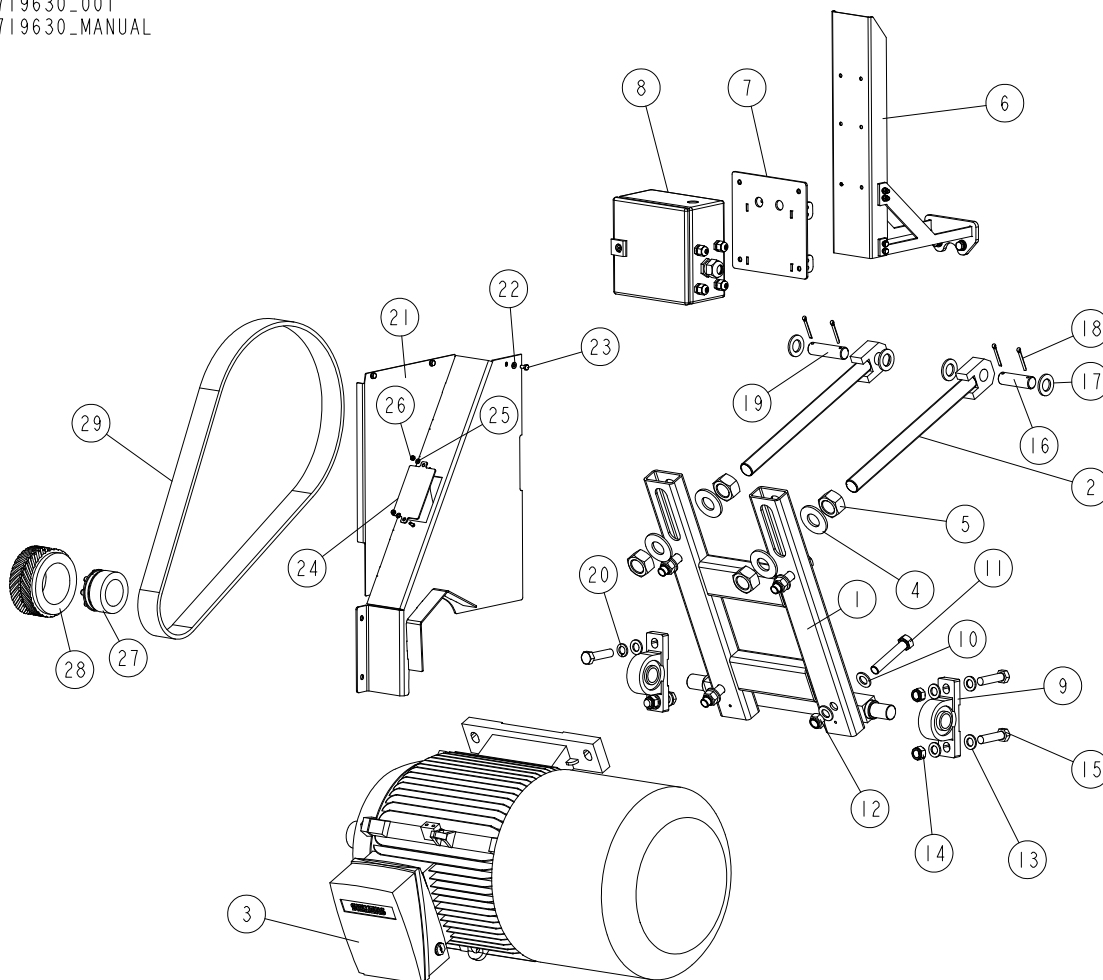


REF	DESCRIPTION (◆ indicates parts available in assemblies only)	PART #	QTY	
-	ROLLER, CHAIN GUIDE - COMPLETE	713609	1	
1	ROLLER, CHAIN GUIDE	713590-1	1	
2	AXLE, ROLLER, CHAIN GUIDE	713610-1	1	
3	WASHER, 8.4 FLAT ZINC	F81054-1	4	
4	BOLT, M8X80-8.8 HEX HEAD ZINC	F81002-18	2	
5	NUT, M8-8-B HEX NYLON ZINC LOCK	F81032-2	2	
6	BEARING, NK 28/30 NEEDLE	711439	1	
7	RING, W37 INSIDE RETAINING	F81090-55	1	

SECTION 3 SAW HEAD

3.1 E50S Motor Kit

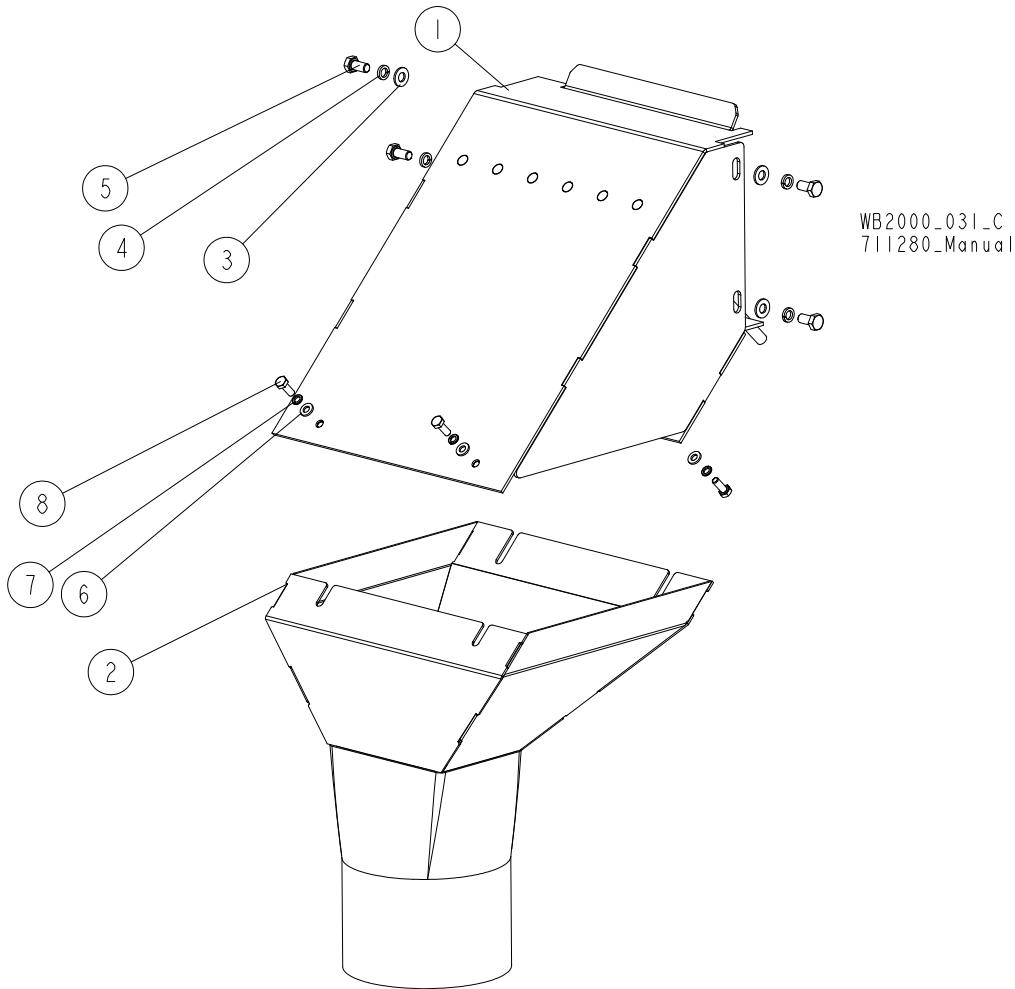
719630_001
719630_MANUAL



REF	DESCRIPTION (u indicates parts available in assemblies only)	PART #	QTY
-	MOTOR KIT UL E50S (37kW) WB2000	719630	1
1	MOUNT WELDMENT, 37KW WB2000 MOTOR	713867-1	1
2	ROD WELDMENT, MOTOR ZINC-PLATED TENSION	713877-1	2
3	MOTOR, 1LE1003-2AB63-4AA4-Z D31+ F01+F12	714955	1
4	WASHER, 31/65-5	713940-1	4
5	NUT, M30 HEX ZINC	F81038-3	4
6	BRACKET, CABLE CARRIER MOUNT See Section 3.18	710812	1
7	COMPLETE PLATE	711389-1	1
8	BOX, ELECTRIC - COMPLETE UL	711376-UL	1
9	BEARING, UCP206 W/HOUSING	099254	2
10	WASHER, 19 FLAT ZINC	F81060-1	8
11	BOLT, M18X100 -8.8 HEX HEAD ZINC	F81008-4	4
12	NUT, M18 HEX NYLON LOCK	F81039-15	4
13	WASHER, 17 FLAT ZINC	F81058-1	7
14	NUT, M16-8 HEX NYLON ZINC LOCK	F81036-2	3
15	BOLT, M16X65-8.8-B HEX HEAD FULL THREAD	F81006-1	4

REF	DESCRIPTION (u indicates parts available in assemblies only)	PART #	QTY	
16	PIN, 24.9X82 ZINC-PLATED	713938-1	1	
17	WASHER, 25 FLAT ZINC	F81061-3	4	
18	PIN, S-ZN 5X40 COTTER	F81043-31	4	
19	PIN, 24.9X90 ZINC-PLATED	713939-1	1	
20	WASHER, 16.3 SPLIT LOCK ZINC	F81058-2	1	
-	GUARD ASSEMBLY, PULLEY	716001	1	
21	GUARD WELDMENT, PULLEY	716002-1	1	
22	WASHER, 6.4 FLAT ZINC	F81053-1	3	
23	BOLT, M6X12MM HEX HEAD ZINC	F81001-7	3	
24	COVER, INSPECTION	714008-1	1	
25	WASHER, 5.3 FLAT ZINC	F81052-1	2	
26	NUT, M5-8-FE/ZN5 DIN985	F81030-2	2	
27	SLEEVE BK70 FI WEW. 55 (T78138) CLAMPING	719605	1	
28	PULLEY EAGLE G Z=32	719598	1	
29	BELT EAGLE G W=52.5 L=1750	719599	1	

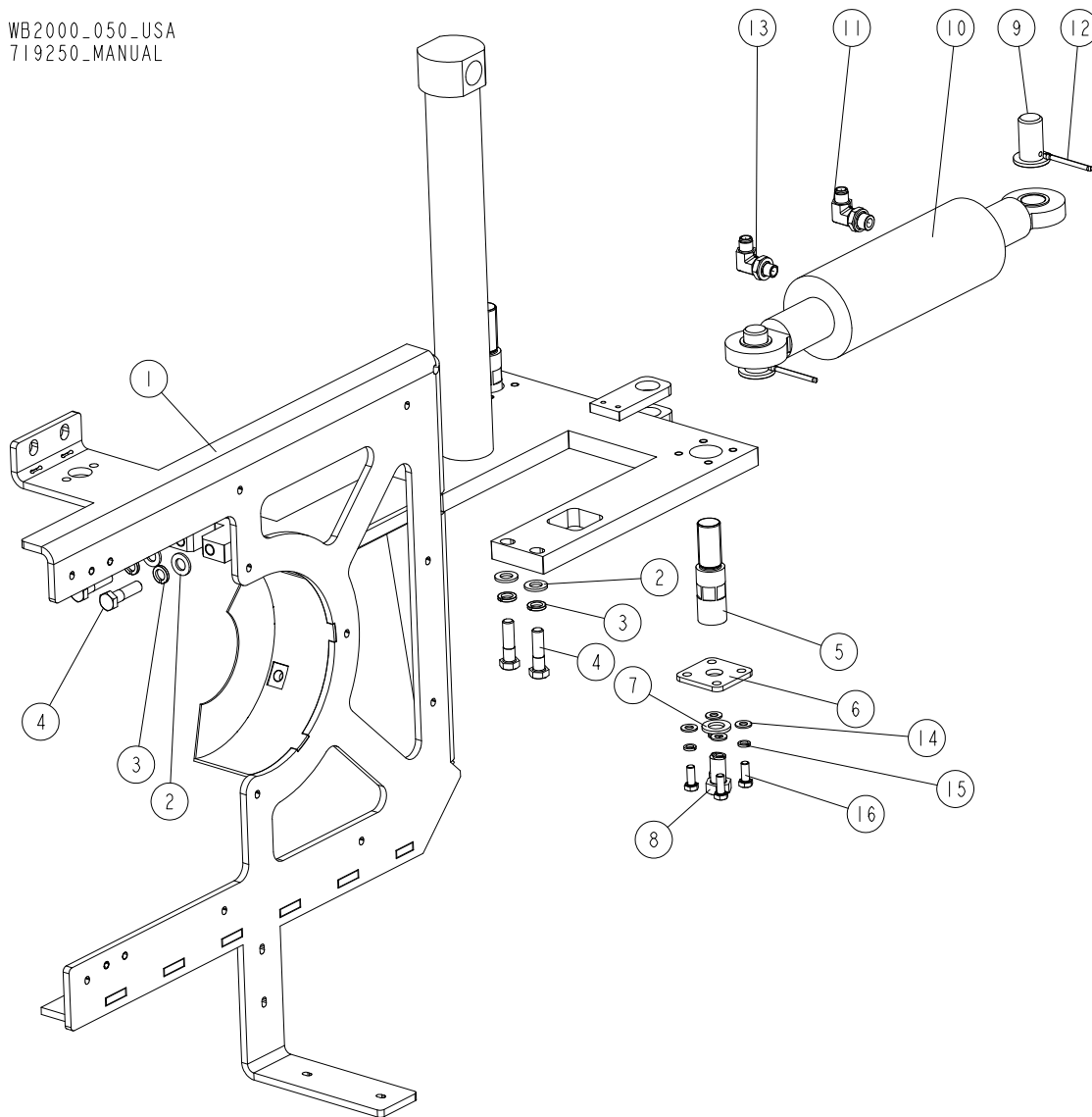
3.2 Sawdust Chute



REF	DESCRIPTION (◆ indicates parts available in assemblies only)	PART #	QTY
	SAWDUST CHUTE, WB2000	713343	1
1	CHUTE WELDMENT, SAWDUST	714845-1	1
2	TUBE WELDMENT, SAWDUST CHUTE	713291-1	1
3	WASHER, 8.4 FLAT ZINC	F81054-1	4
4	WASHER, 8.2 SPLIT LOCK ZINC	F81054-4	4
5	BOLT, M8X16 -8.8-B HEX HEAD FULL THREAD	F81002-20	4
6	WASHER, 6.4 FLAT ZINC	F81053-1	4
7	WASHER, Z 6.1 SPLIT LOCK ZINC	F81053-3	4
8	BOLT, M6X16-8.8 HEX HEAD FULL THREAD ZINC	F81001-15	4

3.3 Blade Tension Plate Assembly

WB2000_050_USA
719250_MANUAL



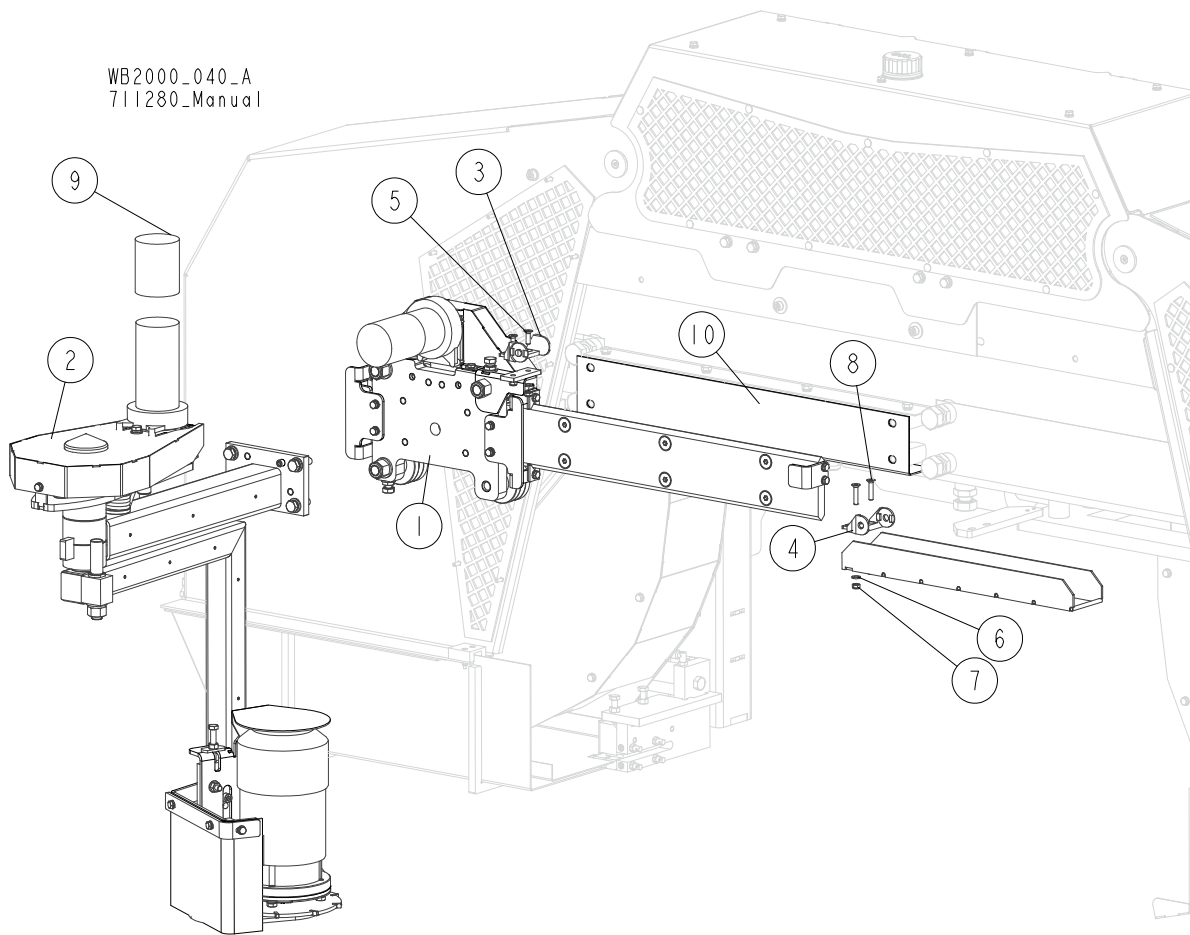
REF	DESCRIPTION (◆ indicates parts available in assemblies only)	PART #	QTY
1	PLATE ASSEMBLY, BLADE TENSION	718843-1	1
2	WASHER, 13 FLAT ZINC	F81056-1	4
3	WASHER, Z12.2 SPLIT LOCK ZINC	F81056-2	4
4	BOLT, M12X45-8.8 HEX HEAD ZINC	F81004-32	4
5	BOLT, ADJUSTMENT	710178-1	2
6	PLATE	711432-1	2
7	WASHER, 17 FLAT ZINC	F81058-1	2
8	BOLT, M16X30-8.8 HEX HEAD FULL THREAD ZI	F81006-36	2
-	COMPLETE CYLINDER	710814	1
9	PIN	716009-1	2
10	CYLINDER, CJ-S582-20-80/45/100	711350 ¹	1
11	FITTING, 90\$ - 3/8 BSP - 9/16 JIC ELBOW	096335	1
12	PIN S-FE 5X50	F81043-34	2
13	FITTING, 1/4 BSP - 9/16 JIC ELBOW	711399	1

3**Saw Head***Blade Tension Plate Assembly*

REF	DESCRIPTION (◆ indicates parts available in assemblies only)	PART #	QTY	
14	WASHER, 8.4 FLAT ZINC	F81054-1	8	
15	WASHER, 8.2 SPLIT LOCK ZINC	F81054-4	8	
16	BOLT, M8X20-8.8-B HEX HEAD FULL THREAD Z	F81002-4	8	

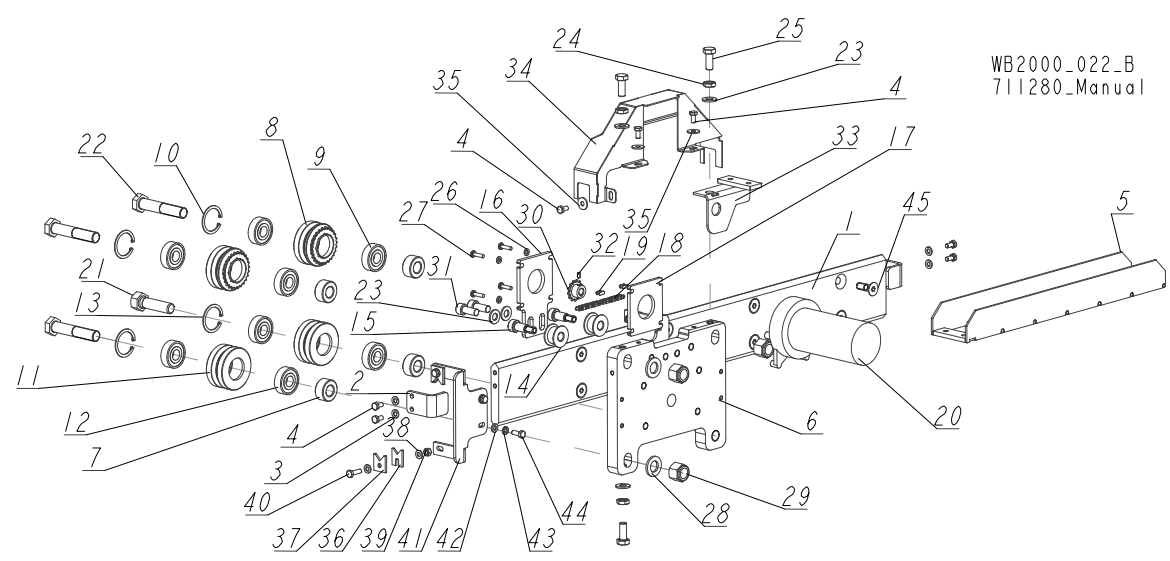
¹ Seal kit - part No. 714913

3.4 Debarker w/Drive



REF	DESCRIPTION (◆ indicates parts available in assemblies only)	PART #	QTY
	DEBARKER W/DRIVE - COMPLETE	711380-UL	1
1	RAIL ASSEMBLY, DEBARKER TRACK See Section 3.5	710811	1
2	DEBARKER, WB2000 See Section 3.15	710265-UL	2
3	BRACKET, 14050.1PZ	512945_2PZ	1
4	BRACKET, 14050.2PZ	512945_1PZ	1
5	SCREW, M6X20-10.9 FE/ZN5 DIN-7991 FLAT S	F81001-17	2
6	WASHER, 6.4 FLAT ZINC	F81053-1	3
7	NUT, M6-8-B HEX NYLON ZINC LOCK	F81031-2	4
8	SCREW, M6X30-10.9 FLAT SOCKET HEAD CAP ZINC	F81001-67	2
9	BOOT, GEAR MOTOR WEATHER	023720	2

3.5 Debarker Track Rail Assembly. 710811

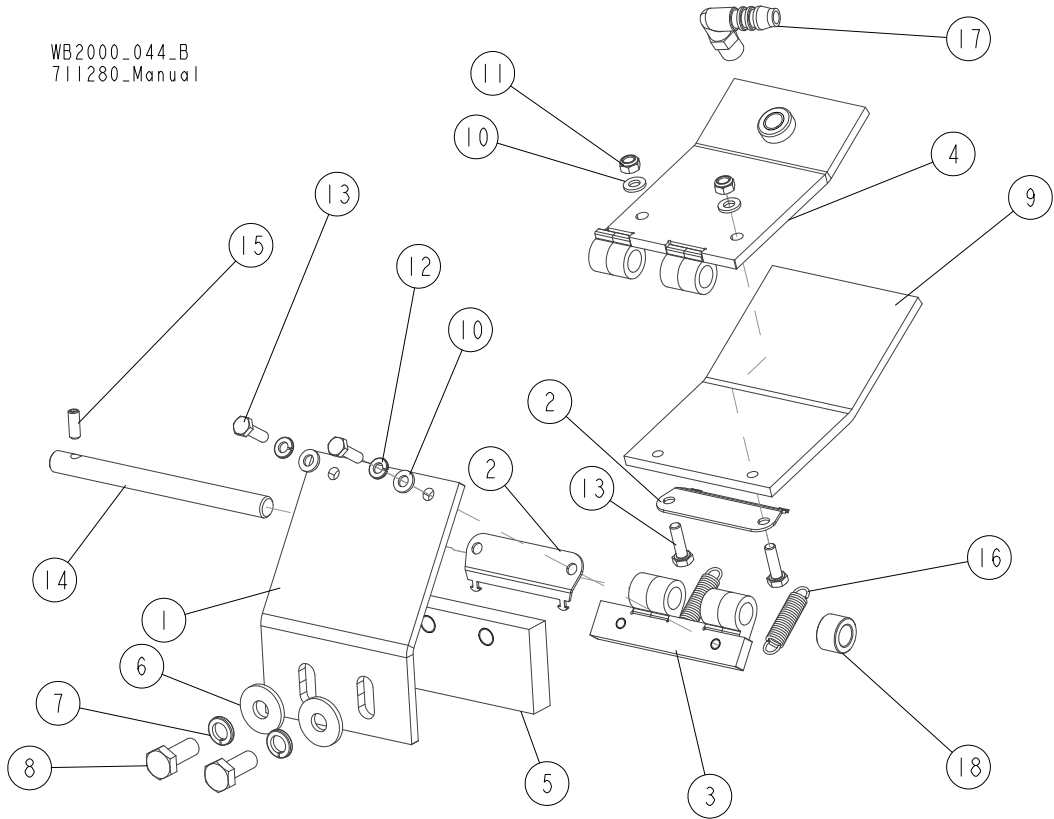


REF	DESCRIPTION (◆ indicates parts available in assemblies only)	PART #	QTY
	RAIL ASSEMBLY, DEBARKER TRACK	710811	1
1	RAIL, DEBARKER TRACK	713344-1	1
2	PLATE, STOP	711828-1	2
3	WASHER, 6.4 FLAT ZINC	F81053-1	4
4	BOLT, M6X12-8.8 HEX HEAD FULL THREAD ZIN	F81001-7	7
5	BRACKET, CABLE CARRIER SUPPORT	710650-1	1
	DRIVE ASSEMBLY	710259	1
6	PLATE, DEBARKER DRIVE MOUNT	710258-1	1
7	BUSHING, 16/32-16 ZINC-PLATED	090804-1	4
	ROLLER ASSEMBLY, BLADE GUIDE ARM DRIVE	042542	2
8	ROLLER, BLADE GUIDE ARM W/SPROCKET	042541	1
9	BEARING, 5/8X1.7548X.4724	P06030-1	2
10	RING, 1.575" ID BEVELED 5002-156 RETAINI	F04254-8	1
	ROLLER ASSEMBLY, BLADE GUIDE ARM IDLE	042543	2
11	ROLLER, 2 1/2" V-GROOVE	042536	1
12	BEARING, 5/8X1.7548X.4724	P06030-1	2
13	RING, 1.575" ID BEVELED 5002-156 RETAINI	F04254-8	1
14	ROLLER, CHAIN GUIDE	090801	2
15	BOLT, 12/M10X20 12.9 ISO7379 BOSSARD S	F81003-68	2
16	PLATE, BLADE GUIDE MOTOR MOUNT	090803-1	1
17	PLATE, SPACER	090802-1	1
	CHAIN, BLADE GUIDE ARM DRIVE	093805	1
18	CHAIN, #25 X 92 PITCH	042443	2
19	LINK, 25 MASTER	P09983	2
20	MOTOR ASSEMBLY, 24V 60RPM GEAR	035659	1
21	BOLT, 5/8-18X2 1/4 HEX HEAD GRADE 5	F05009-80	1
22	BOLT, 5/8-18 X 3 1/4" HEX HEAD GRADE 5	F05009-98	3
23	WASHER, 10.5 FLAT ZINC	F81055-1	5
24	NUT, M10-8-B ZINC HEX	F81033-6	3
25	BOLT, M10X25 8.8 HEX HEAD FULL THREAD ZINC	F81003-11	3

REF	DESCRIPTION (◆ indicates parts available in assemblies only)	PART #	QTY	
26	WASHER, 5.3 FLAT ZINC	F81052-1	4	
27	BOLT, #10-32X3/4 CRS1 PH	F05004-38	4	
28	WASHER, 17 FLAT ZINC	F81058-1	2	
29	NUT, 5/8-18 NYLON ZINC LOCK	F05010-71	3	
30	SPROCKET, Z=13 (CHAIN #25)	710895	1	
31	SCREW, M10X25 8.8 HEX SOCKET HEAD CAP ZINC	F81003-32	2	
32	SCREW, M4X8 GEOMET HEX SOCKET SET W/FLAT	F81011-40	1	
33	HANDLE, ADDITIONAL - COMPLETE	710655-1	1	
34	GUARD, DEBARKER DRIVE	711053-1	1	
35	WASHER, 6.5 SPECIAL FLAT ZINC	F81053-11	3	
	SCRAPER ASSEMBLY	711840	1	
	COMPLETE SCRAPER	711833	4	
36	SCRAPER	711831	1	
37	PLATE	711832-1	1	
38	WASHER, 6.4 FLAT ZINC	F81053-1	2	
39	NUT, M6 8 HEX ZINC	F81031-1	1	
40	BOLT, M6X20-8.8 HEX HEAD FULL THREAD ZIN	F81001-2	1	
41	BRACKET, SCRAPER MOUNT	711834-1	2	
42	WASHER, 6.4 FLAT ZINC	F81053-1	4	
43	WASHER, 6.1 DIN 127 (A2-304) STAINLESS S	F81053-4	4	
44	BOLT, M6X16-8.8 HEX HEAD FULL THREAD ZINC	F81001-15	4	
45	SCREW, M10X30-10.9 FLAT SOCKET HEAD CAP	F81003-104	8	

3.6 Blade Wheel Wiper & Scraper

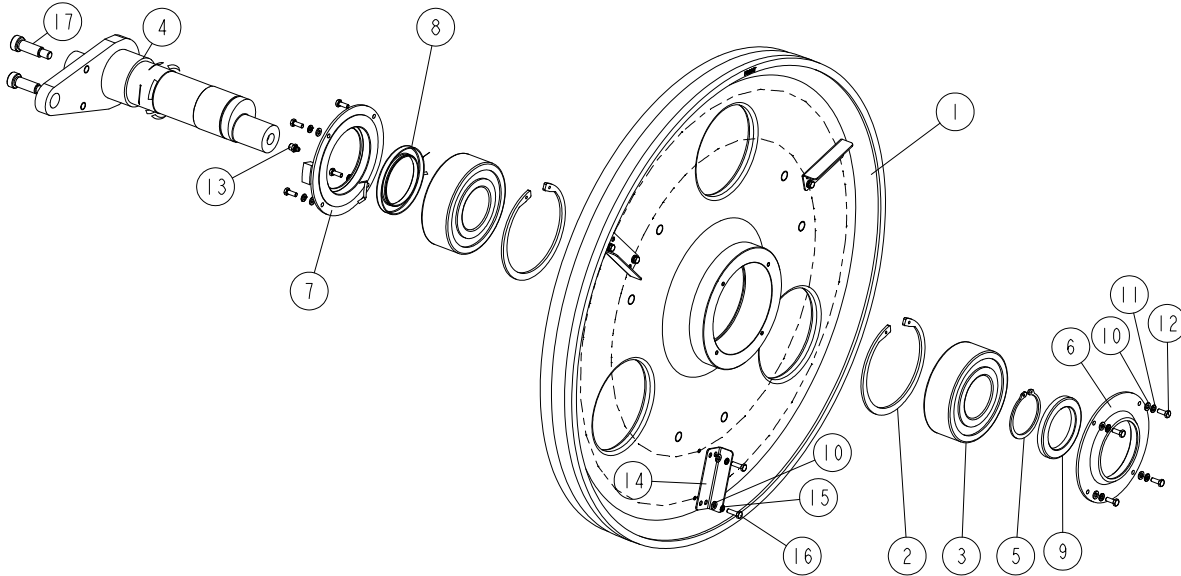
WB2000_044_B
711280_Manual



REF	DESCRIPTION (◆ indicates parts available in assemblies only)	PART #	QTY
	WIPER/SCRAPER ASSEMBLY, IDLE-SIDE BLADE	711210	1/0
	WIPER/SCRAPER ASSEMBLY, DRIVE-SIDE BLADE	711205	0/1
1	PLATE, SCRAPER MOUNT	711426-1	1/0
	PLATE, SCRAPER MOUNT	711427-1	0/1
2	PLATE, SPRING HOOK	710204-1	2
3	BRACKET, SCRAPER MOUNT	710211-1	1/0
	BRACKET, SCRAPER MOUNT	710208-1	0/1
4	MOUNT WELDMENT, FELT	710217-1	1/0
	MOUNT WELDMENT, FELT	710203-1	0/1
5	SCRAPER	713262	1
6	WASHER, 10.5 SPECIAL FLAT ZINC	F81055-6	2
7	WASHER, Z 10.2 SPLIT LOCK ZINC	F81055-2	2
8	BOLT, M10X25 8.8 HEX HEAD FULL THREAD ZINC	F81003-11	2
9	FELT	710214	1/0
	FELT	710201	0/1
10	WASHER, 6.4 FLAT ZINC	F81053-1	4
11	NUT, M6-8-B HEX NYLON ZINC LOCK	F81031-2	2
12	WASHER, 6.1 DIN 127 (A2-304) STAINLESS STEEL SPRING	F81053-4	2
13	BOLT, M6X20-8.8 HEX HEAD FULL THREAD ZIN	F81001-2	4
14	ROD, N12X151	711207-1	1
15	SCREW, M6X16-45H HEX SOCKET SET FLAT POINT ZINC	F81001-10	1
16	SPRING, VANEL	714601	2
17	FITTING, WES 10/R 1/4 ELBOW	088379	1
18	BUSHING, 20/12-13 SPACER	511722-1	1

3.7 Idle Side Blade Wheel

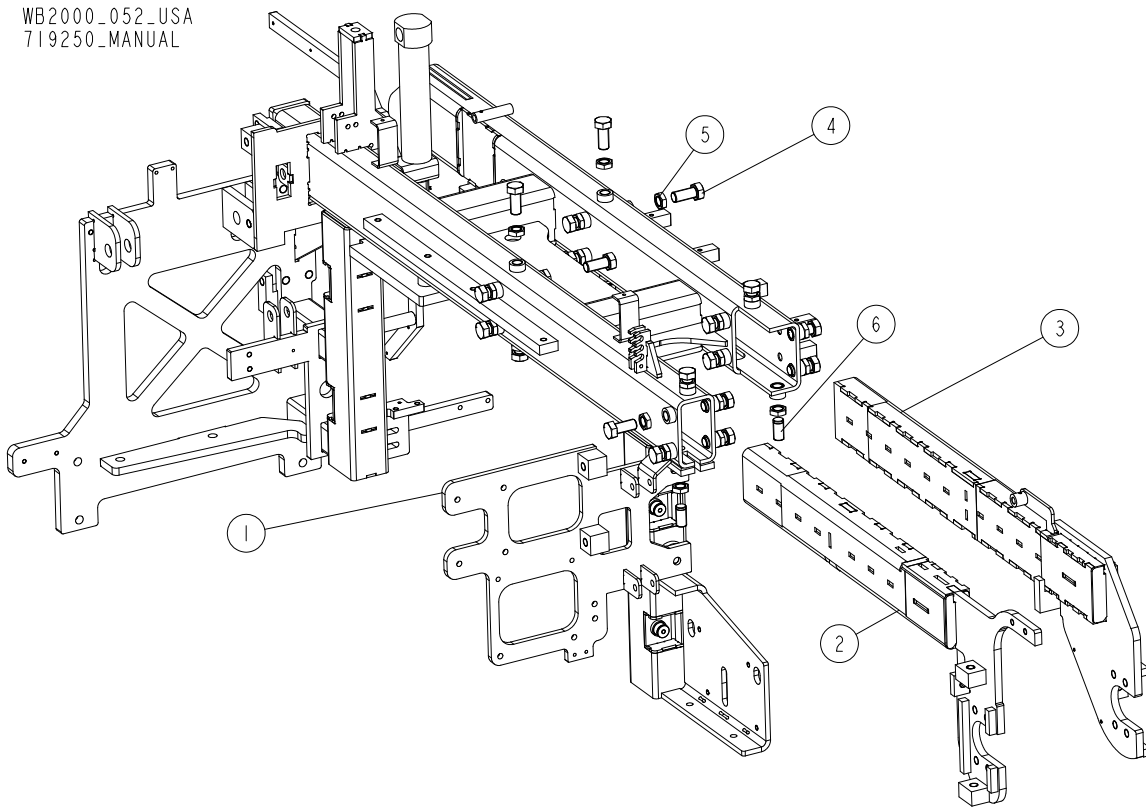
718842-1_001_A
718842-1_MANUAL



REF	DESCRIPTION (◆ indicates parts available in assemblies only)	PART #	QTY
-	WHEEL ASSEMBLY, IDLE SIDE 2" BLADE	718842-1	1
1	BLADE WHEEL WB - CROWNED	715558	1
2	RING, W150 INSIDE RETAINING	F81090-43	2
3	BEARING, NJ2314E.TVP2 CYLINDRICAL ROLLER	503932	2
4	AXLE, ECCENTRIC	715699-1	1
5	RING, Z70 OUTSIDE RETAINING	F81090-56	1
6	COVER	710004-1	1
7	COVER	715989-1	1
8	RING, CC88X110X10 SEALING	719625	1
9	RING, CC70X100X10 SEALING	710802	1
10	WASHER, 6.4 FLAT ZINC	F81053-1	14
11	WASHER, 6.1 DIN 127 (A2-304) STAINLESS S	F81053-4	8
12	BOLT, M6X16-8.8 HEX HEAD FULL THREAD ZIN	F81001-15	8
13	FITTING, M10X1 STRAIGHT GREASE	710834	1
14	WING	531506	3
15	WASHER, Z 6.1 SPLIT LOCK ZINC	F81053-3	6
16	BOLT, M6X20-8.8 HEX HEAD FULL THREAD ZIN	F81001-2	6
17	SCREW, N16/M12X40 12.9 ISO 7379 "BOSSARD	F81004-64	2

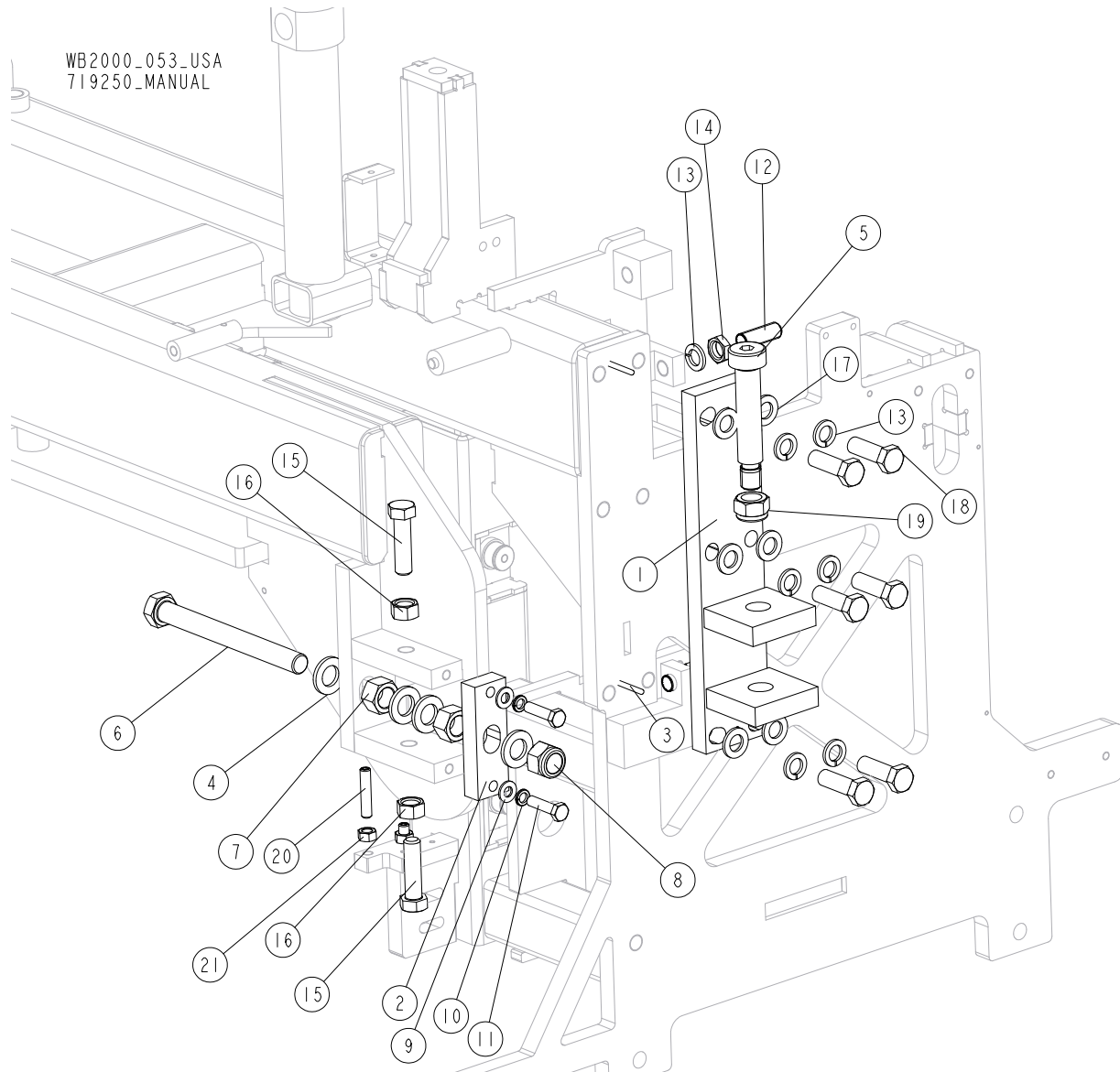
3.8 Blade Wheel Mounting Tubes

WB2000_052_USA
719250_MANUAL



REF	DESCRIPTION (◆ indicates parts available in assemblies only)	PART #	QTY
1	TUBE WELDMENT, SAWHEAD	719260-1	1
2	TUBE WELDMENT, WHEEL MOUNT - LEFT	715793-1	1
3	TUBE WELDMENT, WHEEL MOUNT - RIGHT	715794-1	1
4	SCREW, ISO 4018 M20X45-HEX HEAD - BRASS	F81007-29	22
5	NUT, M20 FE/ZN5 ISO 4035 THIN ZINC	F81037-9	24
6	SCREW, M20X40 -45H HEX SOCKET ZINC SET W	F81018-2	2

3.9 Blade Wheel Shaft Bracket

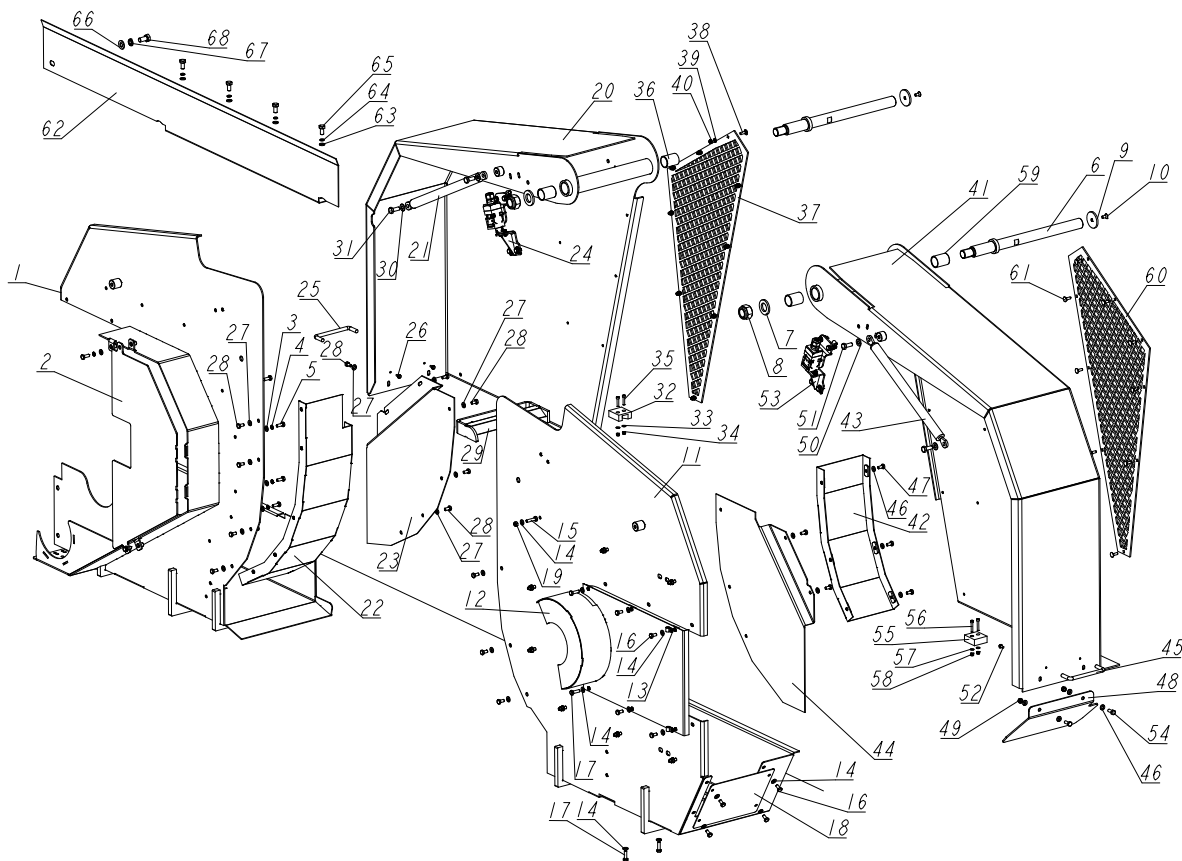


REF	DESCRIPTION (◆ indicates parts available in assemblies only)	PART #	QTY
1	BRACKET, BLADE WHEEL SHAFT MOUNT	715349-1	1
2	BLOCK	715352-1	1
3	PIN, 5X35-N-C PN-EN ISO8752. ROLL	F81044-9	2
4	WASHER, 21 FLAT ZINC	F81059-2	4
5	BOLT, 24/M20X100-12.9-ISO7379 (BOSSARD -	F81006-72	1
6	BOLT, M20X1.5X200-8.8 HEX HEAD	F81007-28	1
7	NUT, M20X1.5 -8 HEX ZINC	F81037-11	2
8	NUT, ISO10512-M20X1.5-8-A2 HEX SELF-LOCK	F81037-5	1
9	WASHER, 10.5 FLAT ZINC	F81055-1	2
10	WASHER, Z 10.2 SPLIT LOCK ZINC	F81055-2	2
11	BOLT, M10X40-8.8 HEX HEAD FULL THREAD ZI	F81003-16	2
12	SCREW, M16X45 -33H HEX SOCKET ZINC SET W	F81017-3	2
13	WASHER, 16.3 SPLIT LOCK ZINC	F81058-2	8
14	NUT, M16 HEX THIN ZINC	F81036-4	2
15	BOLT, M16X60-8.8-HEX HEAD FULL THREAD ZI	F81006-12	2

REF	DESCRIPTION (◆ indicates parts available in assemblies only)	PART #	QTY	
16	NUT, M16-5.8 HEX ZINC	F81036-1	2	
17	WASHER, 17 FLAT ZINC	F81058-1	6	
18	BOLT, M16X50-8.8 HEX HEAD FULL THREAD ZI	F81006-38	6	
19	NUT, M20-8 HEX	F81037-2	1	
20	SCREW M10X50 HSSS W/FLAT POINT BLACK 45	F81003-161	2	
21	NUT, M10 8 HEX ZINC	F81033-3	2	

3.10 Blade Wheel Guards

WB2000_048_USA_A
719250_MANUAL

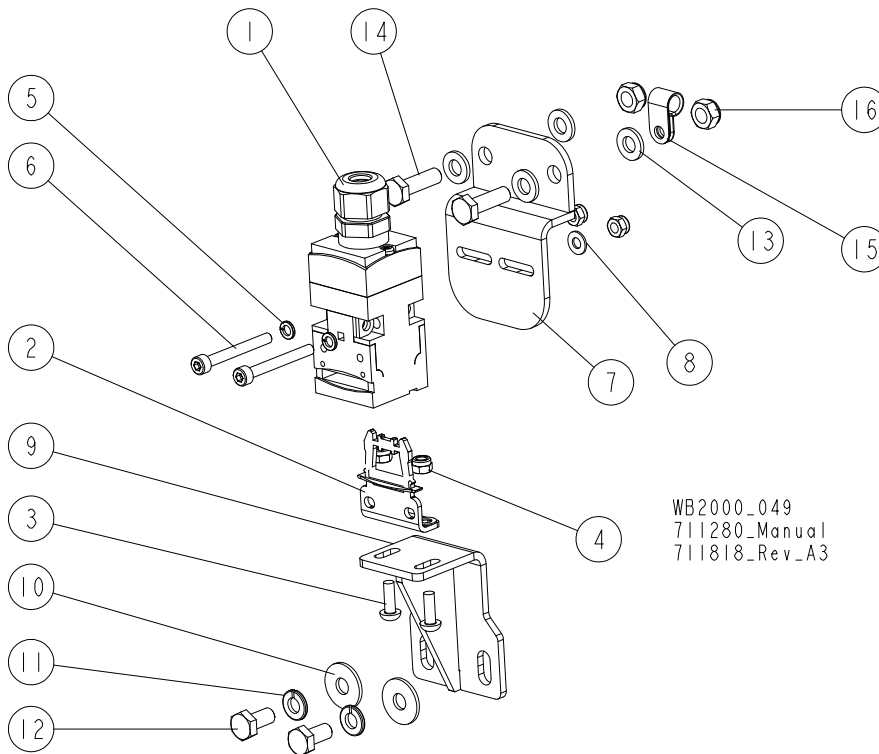


REF	DESCRIPTION (◆ indicates parts available in assemblies only)	PART #	QTY
-	GUARD SET, RIGHT REAR	718856	1
1	GUARD WELDMENT, RIGHT REAR	718857-1	1
2	GUARD, PULLEY	714951-1	1
3	WASHER, 6.4 FLAT ZINC	F81053-1	10
4	WASHER, Z 6.1 SPLIT LOCK ZINC	F81053-3	10
5	BOLT, M6X16-8.8 HEX HEAD FULL THREAD ZIN	F81001-15	10
6	ROD, N35/N21X348	714934-1	2
7	WASHER, 21 FLAT ZINC	F81059-2	2
8	NUT, M20-8 HEX	F81037-2	2
9	WASHER, 7/25-3	711355	2
10	SCREW, M6X12-10.9 DIN7991 FLAT SOCKET HE	F81001-54	2
-	GUARD SET, LEFT REAR	718879	1
11	GUARD, LEFT REAR	718880-1	1
12	GUARD, REAR MIDDLE	715977-1	1
13	ELEMENT, EE63 MOUNTING	F81080-4	2
14	WASHER, 6.4 FLAT ZINC	F81053-1	28
15	BOLT, M6X25-5.8 HEX HEAD FULL THREAD ZIN	F81001-3	8
16	BOLT, M6X12-8.8 HEX HEAD FULL THREAD ZIN	F81001-7	8
17	BOLT, M6X20-8.8 HEX HEAD FULL THREAD ZIN	F81001-2	4
18	PLATE	714842-1	1

REF	DESCRIPTION (◆ indicates parts available in assemblies only)	PART #	QTY
19	NUT, M6-8-B HEX NYLON ZINC LOCK	F81031-2	10
-	GUARD SET, RIGHT SIDE	718849	1
20	GUARD, FRONT	714645-1	1
21	SPRING, 700N GAS	714891	1
22	GUARD, RIGHT INSIDE	718850-1	1
23	GUARD, RIGHT INSIDE	718852-1	1
24	SWITCH ASSEMBLY, SAFETY See Section 3.11	711818	1
25	HANDLE, BLADE HOUSING COVER	P08065	1
26	SCREW, #8-32 X 3/8" SELF-TAPPING	F05015-8	2
27	WASHER, 6.4 FLAT ZINC	F81053-1	11
28	BOLT, M6X12-8.8 HEX HEAD FULL THREAD ZIN	F81001-7	11
29	COVER, RUBBER	713340-1	1
30	WASHER, 8.4 FLAT ZINC	F81054-1	2
31	BOLT, M8X20-8.8 HEX HEAD FULL THREAD ZIN	F81002-1	2
32	BLOCK, STIFFENER	713557	1
33	WASHER, 4.3 ZINC FLAT	F81051-2	2
34	NUT, M4-B HEX NYLON ZINC LOCK	F81029-1	2
35	SCREW, M4X20 8.8 HEX SOCKET HEAD CAP ZIN	F81011-31	2
36	BUSHING, 25/28-35 - IGUS GSM-2528-35	715069	2
-	GRID, COMPLETE FRONT	714870	1
37	GRID GUARD FRONT	714869-1	1
38	BOLT, M5X16-8.8 CARRIAGE, PTD.	715068-1	9
39	WASHER, 5.3 FLAT ZINC	F81052-1	9
40	NUT, M5-8-FE/ZN5 DIN985	F81030-2	9
-	GUARD SET, LEFT SIDE	718886	1
41	COVER, FRONT	714647-1	1
42	GUARD, LEFT INSIDE	718887-1	1
43	SPRING, 700N GAS	714891	1
44	GUARD, LEFT INSIDE	718890-1	1
45	HANDLE, BLADE HOUSING COVER	P08065	1
46	WASHER, 6.4 FLAT ZINC	F81053-1	12
47	BOLT, M6X12-8.8 HEX HEAD FULL THREAD ZIN	F81001-7	8
48	GUARD, INSIDE	713283-1	1
49	NUT, M6-8-B HEX NYLON ZINC LOCK	F81031-2	2
50	WASHER, 8.4 FLAT ZINC	F81054-1	2
51	BOLT, M8X20-8.8 HEX HEAD FULL THREAD ZIN	F81002-1	2
52	SCREW, #8-32 X 3/8" SELF-TAPPING	F05015-8	2
53	SWITCH ASSEMBLY, SAFETY See Section 3.11	711818	1
54	BOLT, M6X16-8.8 HEX HEAD FULL THREAD ZIN	F81001-15	2
55	BLOCK, STIFFENER	713557	1
56	SCREW, M4X25-8.8 HEX SOCKET HEAD CAP ZIN	F81011-3	2
57	WASHER, 4.3 ZINC FLAT	F81051-2	2
58	NUT, M4-B HEX NYLON ZINC LOCK	F81029-1	2
59	BUSHING, 25/28-35 - IGUS GSM-2528-35	715069	2
-	GRID, COMPLETE FRONT	714870	1
60	GRID GUARD FRONT	714869-1	1
61	BOLT, M5X16-8.8 CARRIAGE, PTD.	715068-1	9
-	GUARD, UPPER COMPLETE	713329	1

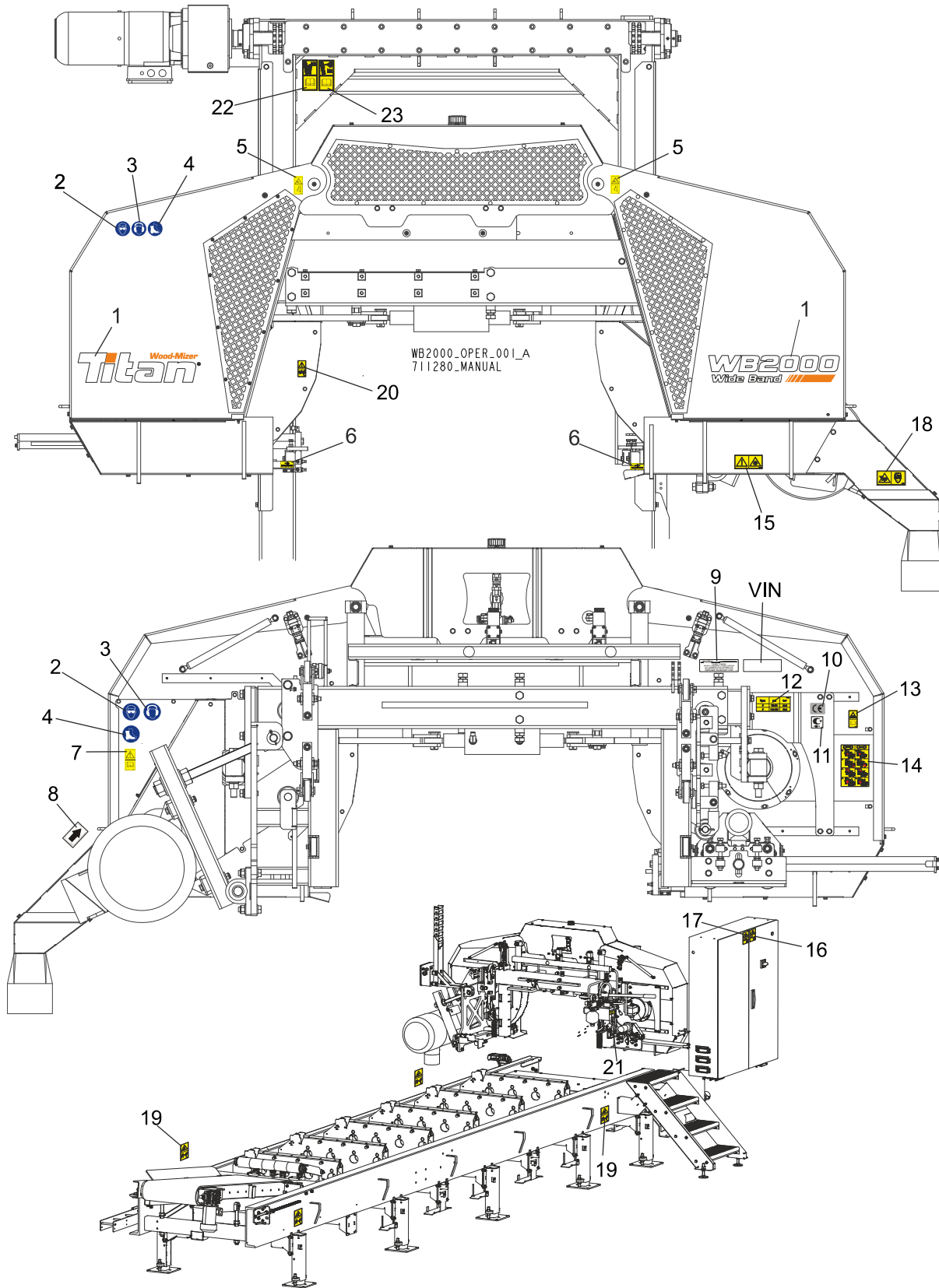
REF	DESCRIPTION (◆ indicates parts available in assemblies only)	PART #	QTY	
62	PLATE, COVER	713328-1	1	
63	WASHER, 6.4 FLAT ZINC	F81053-1	4	
64	WASHER, Z 6.1 SPLIT LOCK ZINC	F81053-3	4	
65	BOLT, M8X16 -8.8-B HEX HEAD FULL THREAD	F81002-20	4	
66	WASHER, 10.5 FLAT ZINC	F81055-1	1	
67	WASHER, Z 10.2 SPLIT LOCK ZINC	F81055-2	1	
68	BOLT, M10X20-8.8 HEX HEAD FULL THREAD ZI	F81003-1	1	

3.11 Blade Housing Safety Switch



REF	DESCRIPTION (◆ indicates parts available in assemblies only)	PART #	QTY
	SWITCH ASSEMBLY, SAFETY	711818	1
1	SWITCH, AZ17-11ZRK SAFETY KEY	094232	1
2	KEY, AZ17/170-B5 SAFETY SWITCH	094422	1
3	SCREW, M4X12-5.8-B CROSS RECESSED PAN HEAD ZINC	F81011-43	2
4	NUT, M4-B HEX NYLON ZINC LOCK	F81029-1	4
5	WASHER, Z4.1 SPLIT LOCK	F81051-1	2
6	SCREW, M4X35-8.8 HEX SOCKET HEAD CAP ZIN	F81011-34	2
7	BRACKET, SWITCH	711850-1	1
8	WASHER, 4.3 ZINC FLAT	F81051-2	2
9	BRACKET, SAFETY SWITCH KEY- COMPLETE	711820-1	1
10	WASHER, 6.5 SPECIAL FLAT ZINC	F81053-11	2
11	WASHER, 6.1 DIN 127 (A2-304) STAINLESS STEEL SPRING	F81053-4	2
12	BOLT, M6X12-8.8 HEX HEAD FULL THREAD ZIN	F81001-7	2
13	WASHER, 6.4 FLAT ZINC	F81053-1	4
14	BOLT, M6X20-8.8 HEX HEAD FULL THREAD ZIN	F81001-2	2
15	ELEMENT, EE63 MOUNTING	F81080-4	1
16	NUT, M6-8-B HEX NYLON ZINC LOCK	F81031-2	2

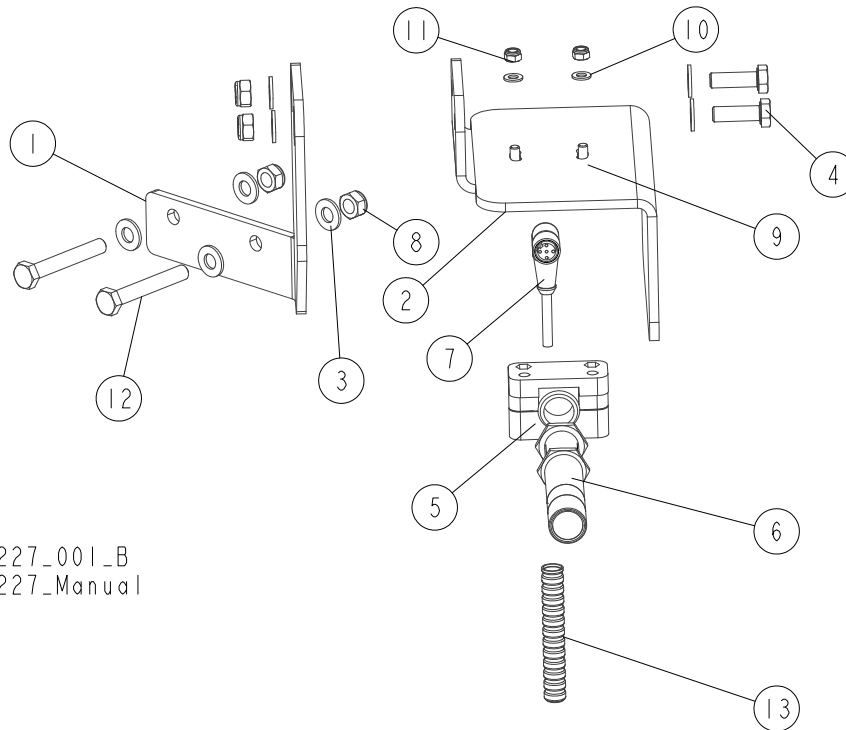
3.12 Decals



REF	DESCRIPTION (◆ indicates parts available in assemblies only)	PART #	QTY	
	DECAL KIT, WB2000	713635	1	
1	DECAL, WB2000 TITAN SAWMILL LOGO	524491	1	

2	DECAL, EYE PROTECTION WARNING (PICTOGRAM)	S12004G	2	
3	DECAL, EAR PROTECTION WARNING (PICTOGRAM)	S12005G	2	
4	DECAL, USE SAFETY BOOTS (PICTOGRAM)	501465	2	
5	DECAL, SAWMILL COVERS CAUTION	099220	2	
6	DECAL, BLADE MOVEMENT DIRECTION (PICTOGRAM)	096321	2	
7	DECAL, READ OPERATOR'S MANUAL (PICTOGRAM)	096317	1	
8	DECAL, MOTOR REVOLUTIONS DIRECTION (1465 R.P.M.)	S20097I	1	
9	DECAL, INTERNATIONAL SAWMILL NAME	501466	1	
10	DECAL, CE CERTIFIED SAWMILL (SMALL)	P85070	1	
11	DECAL, RUSSIAN SAFETY CERTIFICATION	099401	1	
12	DECAL, BLADE TENSION VALUES	568001	1	
13	DECAL, BLADE TENSION - INSTRUCTIONS (PICTOGRAM)	099223	1	
14	DECAL, WB2000 BLADE TENSION	518401	1	
15	DECAL, LASER BEAM WARNING (PICTOGRAM)	099504	1	
16	DECAL, HIGH VOLTAGE INSIDE THE ELECTRIC BOX (PICTOGRAM)	096316	2	
17	DECAL, REMOVE THE PLUG BEFORE OPENING THE BOX (PICTOGRAM)	096319	2	
18	DECAL, SAWDUST CHUTE WARNING (PICTOGRAM)	099222	1	
19	DECAL, KEEP AWAY DANGER, PICTOGRAM	099221	4	
20	DECAL, DEBARKER BLADE WARNING (PICTOGRAM)	098176	1	
21	DECAL, PRESSURE VALUES	711204	1	
22	DECAL, CHAIN CLEANING	512240	1	
23	DECAL, CHAIN LUBRICATION	512158	1	

3.13 Laser Assembly (Option)

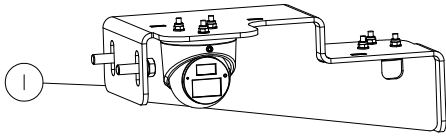
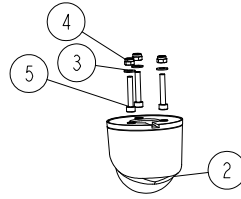


713227_001_B
 713227_Manual

REF	DESCRIPTION (◆ indicates parts available in assemblies only)	PART #	QTY
	LASER SIGHT, WB2000 - COMPLETE	713227	1
1	MOUNT WELDMENT, LASER	713983-1	1
2	MOUNT WELDMENT, LASER	713226-1	1
3	WASHER, 8.4 FLAT ZINC	F81054-1	8
4	BOLT, M8x25-8.8-B HEX HEAD FULL THREAD ZINC	F81002-5	2
5	GRIP, LASER MOUNT SMB 18SF	503469	1
6	LASER, Z5M18B-F-532-IG90 GREEN LINEAR	501025	1
7	CABLE, BCC M425-0000-1A-003-VX8434-020	094290	1
8	NUT, M8-8-B HEX NYLON ZINC LOCK	F81032-2	4
9	SCREW, M5x16-8.8 HEX SOCKET HEAD CAP ZINC	F81000-25	2
10	WASHER, 5.3 FLAT ZINC	F81052-1	2
11	NUT, M5-8-FE/ZN5 DIN985	F81030-2	2
12	BOLT, M8x55-8.8 HEX HEAD ZINC	F81002-8	2
13	HOSE, SILVYN RILL PA6 SINUS 8,4 X 11,4	R80661-1	2

3.14 CCTV Camera Set

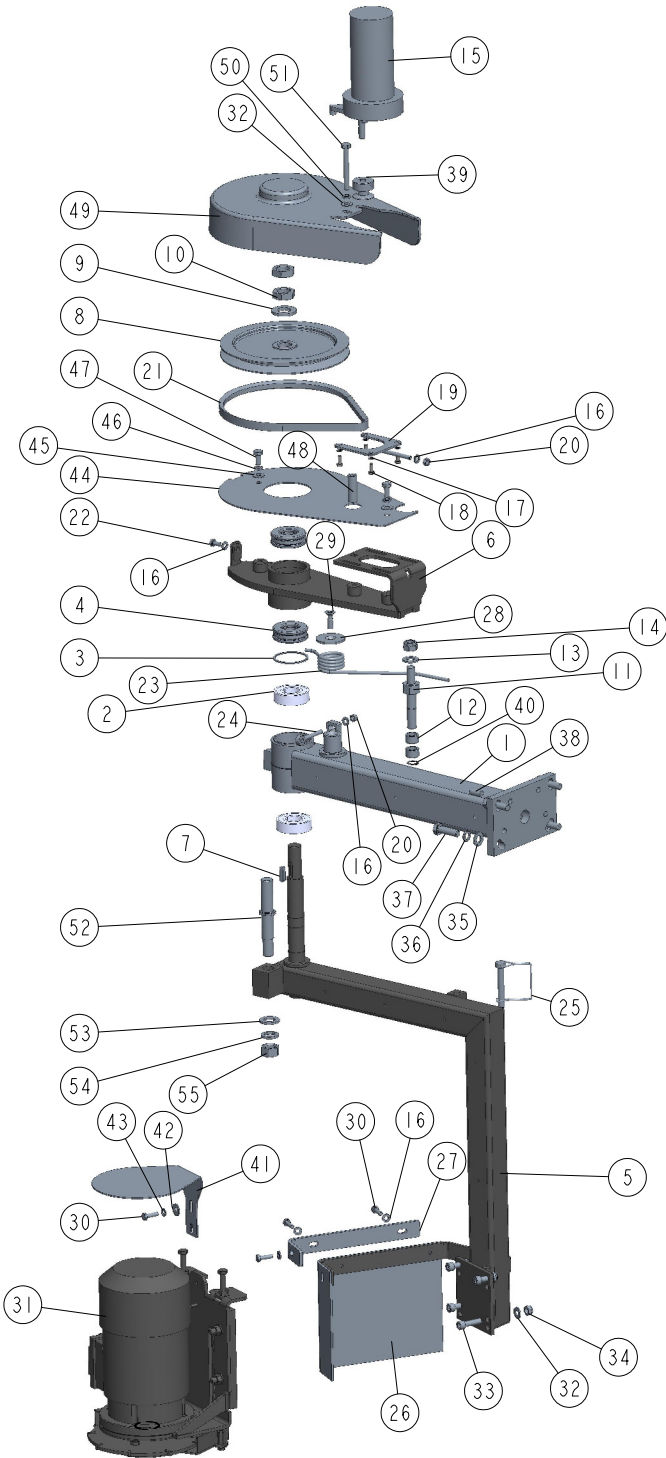
716893-UL_001
716893-UL_MANUAL



REF	DESCRIPTION (◆ indicates parts available in assemblies only)	PART #	QTY	
-	CAMERA SET, CCTV WB2000-UL (4)	716893-UL	1	
1	CAMERA ASSEMBLY, SIDE See Section 3.19	716707	1	
2	CAMERA CCTV EL-AHD C202 MINI	553256	1	
3	WASHER, 4.3 ZINC FLAT	F81051-2	3	
4	NUT, M4-B HEX NYLON ZINC LOCK	F81029-1	3	
5	SCREW, M4X25-8.8 HEX SOCKET HEAD CAP ZIN	F81011-3	3	

3.15 Debarker (No. 710265)

710265_001
710265



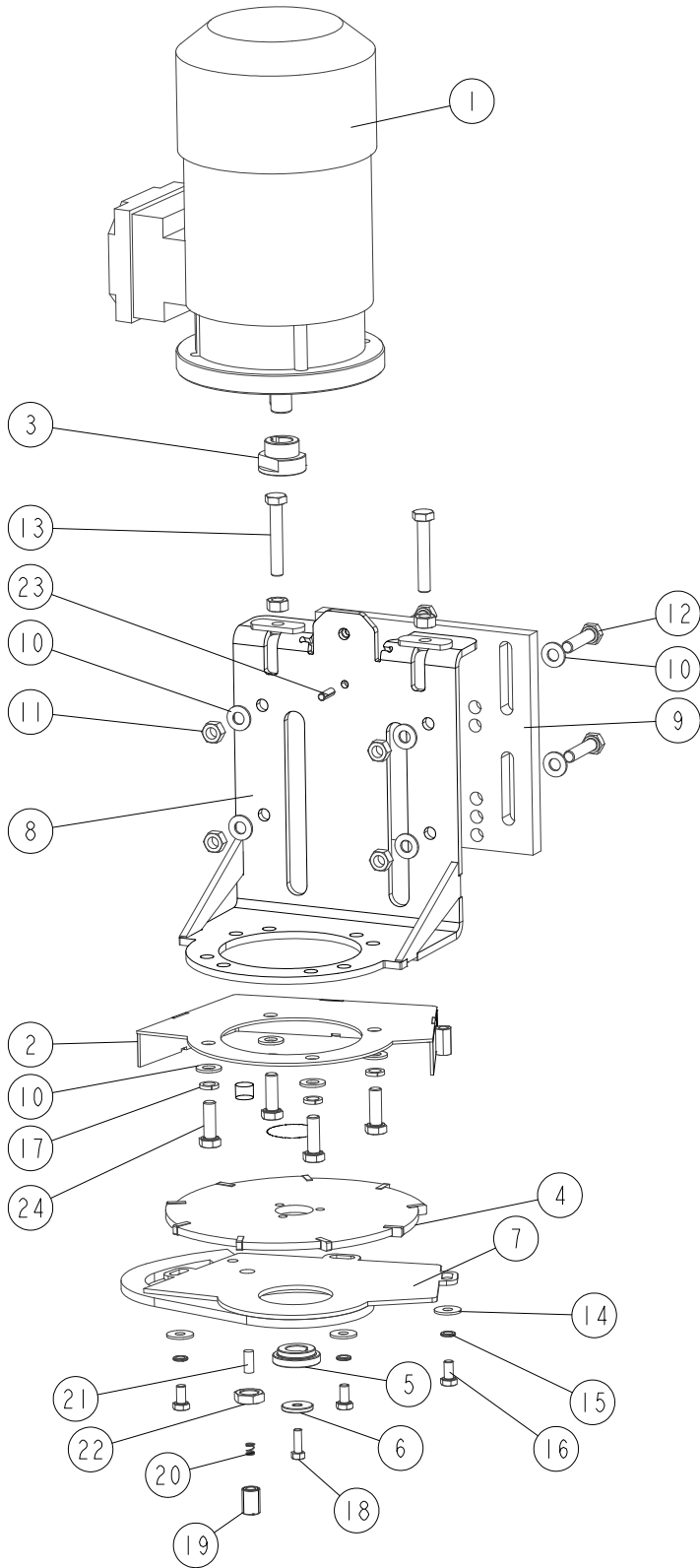
REF	DESCRIPTION (u indicates parts available in assemblies only)	PART #	QTY
-	DEBARKER, WB2000	710265	1
-	DEBARKER, WB2000	710265-UL	1
1	ARM, DEBARKER HORIZONTAL	710260-1	1
2	BEARING, 6205 2RS BALL	091804	2
3	RING, SPACER	098491-1P	1
4	BEARING, 51305 AXIAL	098597	2

REF	DESCRIPTION (u indicates parts available in assemblies only)	PART #	QTY	
5	ARM, DEBARKER VERTICAL	710264-1	1	
6	ARM, DEBARKER	098626-1	1	
7	KEY, 6X6X23	089191	1	
8	PULLEY, DEBARKER MOTOR	098594-1	1	
9	WASHER, 21 FLAT ZINC	F81059-2	1	
10	NUT, M20X1,5 THIN	F81037-7	2	
11	PIN, DEBARKER	098593-1	1	
12	BEARING, HK 1412 NEEDLE	098595	2	
13	WASHER, 13 FLAT ZINC	F81056-1	1	
14	NUT, M12 8 HEX NYLON ZINC LOCK	F81034-2	1	
15	MOTOR ASSEMBLY, 24V 60 RPM GEAR	035659	1	
16	WASHER, 6.4 FLAT ZINC	F81053-1	6	
17	WASHER, 5.1 SPLIT LOCK ZINC	F81052-2	4	
18	BOLT, #10-32X1/2 HH	F05004-60	4	
19	TENSIONER WELDMENT, DEBARKER IN/OUT MOTO	089969-1	1	
20	NUT, M6 8 HEX ZINC	F81031-1	2	
21	BELT, 4L280V	P04031	1	
22	BOLT, M6X12 8.8 HEX HEAD FULL THREAD ZIN	F81001-7	1	
23	SPRING, DEBARKER RETAINING	098605	1	
24	BOLT, M6 TURNED EYE	098596	1	
25	PIN, 3/8X2 1/4 SNAP	014151	1	
26	GUARD, DEBARKER FLEXIBLE DEBRIS	097020	1	
27	GUARD, DEBARKER WRAP-AROUND PAINTED	098695-1	1	
28	PLATE, SPRING BUSHING	098592-1	1	
29	SCREW, M8X25-5.8 CROSS RECESSED COUNTERS	F81002-51	1	
30	BOLT, M6X20 8.8 HEX HEAD FULL THREAD ZIN	F81001-2	4	
31	DEBARKER BLADE DRIVE ASSEMBLY See Section 3.16	096239	1	
	DEBARKER BLADE DRIVE ASSEMBLY See Section 3.16	096239-UL	1	
32	WASHER, 8.4 FLAT ZINC	F81054-1	5	
33	BOLT, M8 X 30-8.8 SOCKET HEAD	F81002-31	4	
34	NUT, M8-8-B HEX NYLON ZINC LOCK	F81032-2	4	
35	WASHER, 10.5 FLAT ZINC	F81055-1	4	
36	WASHER, Z 10.2 SPLIT LOCK ZINC	F81055-2	4	
37	BOLT, M10X35 8.8 HEX HEAD FULL THREAD ZI	F81003-17	4	
38	SCREW, M10X1X20 DIN 913 STAINLESS STEEL	F81015-1	2	
39	PULLEY, MOTOR	710991-1	1	
40	RING, Z14 OUTSIDE RETAINING	F81090-31	1	
41	GUARD, DEBARKER MOTOR	101332-1	1	
42	WASHER, 6.5 SPECIAL FLAT ZINC	F81053-11	1	
43	WASHER, 6.1 DIN 127 (A2-304) STAINLESS S	F81053-4	1	
-	COVER ASSEMBLY	519064	1	
44	PLATE, GUARD	557349-1	1	
45	WASHER, 8.4 FLAT ZINC	F81054-1	2	
46	WASHER, 8.2 SPLIT LOCK ZINC	F81054-4	2	
47	BOLT, M8X16 -8.8-B HEX HEAD FULL THREAD	F81002-20	2	
48	BUSHING, 9/13-40.5	519067-1	1	
49	GUARD, DEBARKER BELT	557350	1	

REF	DESCRIPTION (u indicates parts available in assemblies only)	PART #	QTY	
50	WASHER, 8.2 SPLIT LOCK ZINC	F81054-4	1	
51	BOLT, M8X65 8.8 HEX HEAD FULL THREAD ZIN	F81002-9	1	
-	PIN, COMPLETE	519066	1	
52	PIN, LOC,KING	519065-1	1	
53	WASHER, 17 SPLIT LOCK ZINC	F81058-1	1	
54	WASHER, 16.3 SPLIT LOCK ZINC	F81058-2	1	
55	NUT, M16-5.8 HEX ZINC	F81036-1	1	

3.16 AC Debarker Blade Drive (096239)

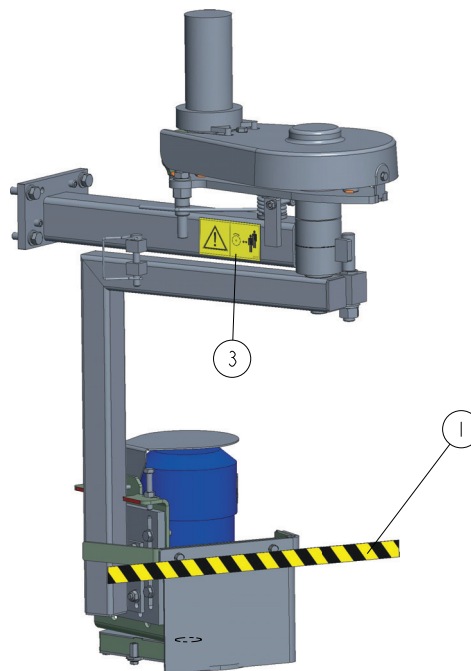
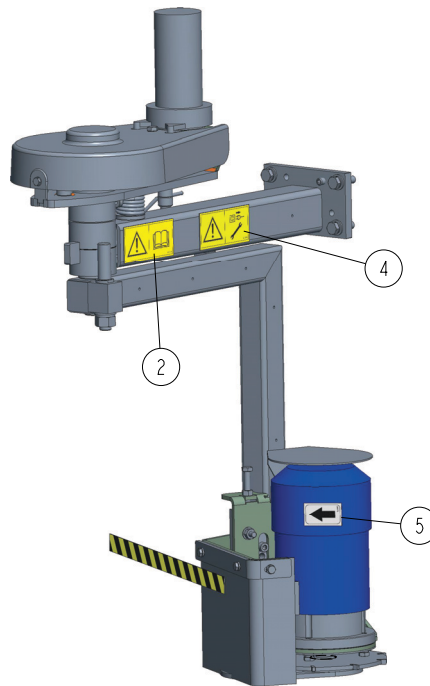
096239_001
096239_MANUAL



REF.	DESCRIPTION (* indicates parts available in assemblies only)	PART #	QTY
-	DRIVE ASSEMBLY, AC DEBARKER BLADE	096239	1

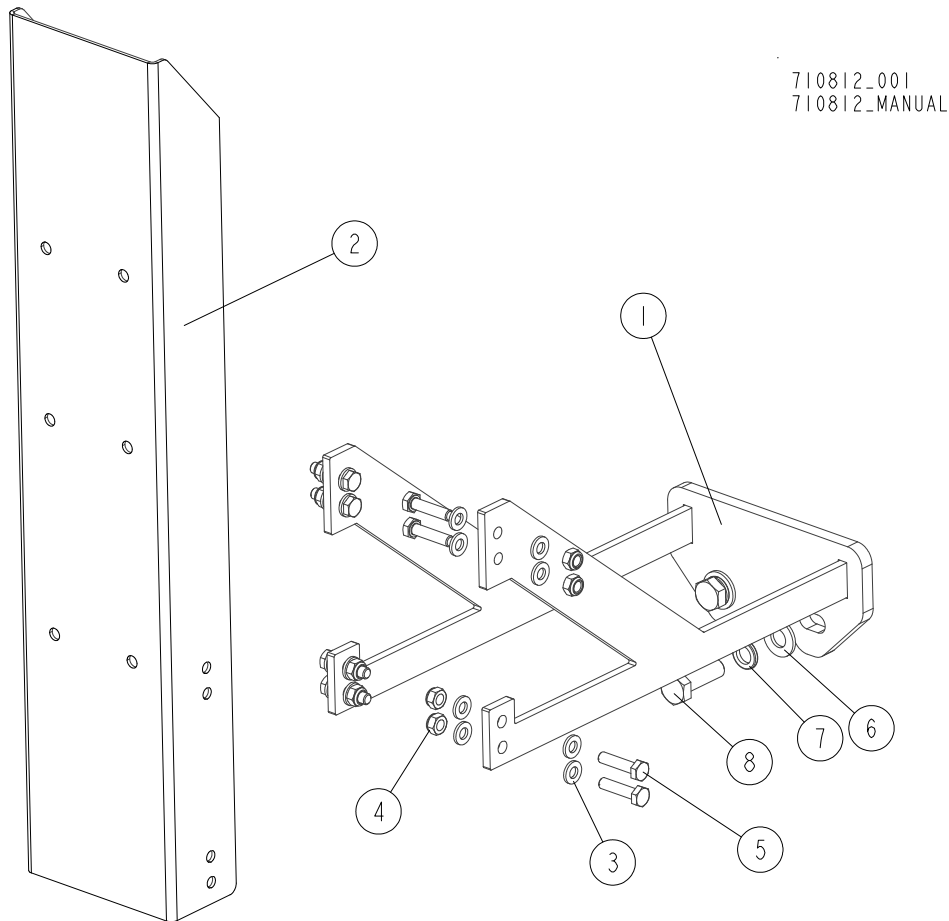
REF.	DESCRIPTION (* indicates parts available in assemblies only)	PART #	QTY	
-	DRIVE ASSEMBLY, AC DEBARKER BLADE	096239-UL	1	
1	MOTOR, STKG71X-2C IMB5 AC DEBARKER	096777	1	
	MOTOR, STKG71X-2C IMB5 AC DEBARKER	096777-UL	1	
2	GUARD, DEBARKER BLADE UPPER	096244-1	1	
3	BUSHING, CLAMPING	096088	1	
4	BLADE, 180 B-06.5/5.0 D-25.5 - COMPLETE	083848-1	1	
5	BUSHING, RETAINING	096087	1	
6	WASHER	096238-1	1	
7	GUARD, DEBARKER BLADE LOWER	096245-1	1	
8	BRACKET, DEBARKER MOTOR MOUNT	096780-1	1	
9	PLATE, DEBARKER MOTOR MOUNT	089551	1	
10	WASHER, 8.4 FLAT ZINC	F81054-1	12	
11	NUT, M8-8-B HEX ZINC	F81032-1	6	
12	BOLT, M8X35-8.8 HEX HEAD FULL THREAD ZINC	F81002-13	4	
13	BOLT, M8X50-8.8 HEX HEAD FULL THREAD ZINC	F81002-19	2	
14	WASHER, 6.5 SPECIAL FLAT ZINC	F81053-11	3	
15	WASHER, Z 6.1 SPLIT LOCK ZINC	F81053-3	3	
16	BOLT, M6X12 8.8 HEX HEAD FULL THREAD ZINC	F81001-7	3	
17	WASHER, 8.2 SPLIT LOCK ZINC	F81054-4	4	
18	BOLT, M5X16 8.8 HEX HEAD FULL THREAD ZINC	F81000-20	1	
-	PIN ASSEMBLY, DEBARKER BLADE BRAKING	501464	1	
19	SCREW, M12X17 SET	501462	1	
20	SPRING, 0.5X5.5-7	501463	1	
21	PIN, DEBARKER BLADE BRAKING	501461	1	
22	NUT, M12-04-A THIN	F81034-6	1	
23	PIN, 5X16 ROLL ZINC	F81044-3	1	
24	BOLT, M8X25-8.8-B HEX HEAD FULL THREAD ZINC	F81002-5	4	

3.17 Debarker Decal Kit. 710265_538001

710265_002
710265

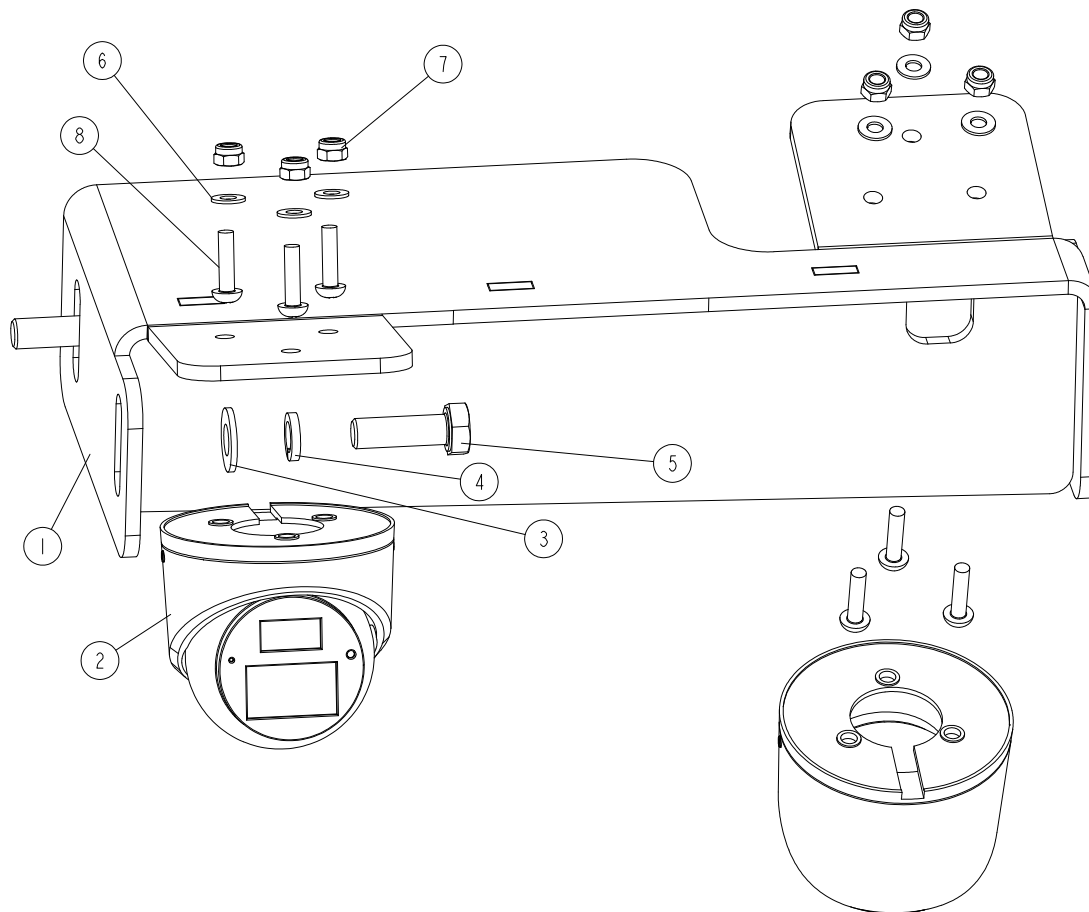
REF	DESCRIPTION (◆ indicates parts available in assemblies only)	PART #	QTY	
-	DEBARKER DECAL KIT	538001	1	
1	DECAL, LT15 DEBARKER WARNING STRIPE	098175	1	
2	DECAL, READ OPERATOR'S MANUAL - HORIZONTAL	101216	1	
3	DECAL, KEEP AWAY FROM DEBARKER BLADE - HORIZONTAL	101217	1	
4	DECAL, DISCONNECT POWER SUPPLY BEFORE SERVICING - HORIZONTAL	101218	1	
5	DECAL, MOTOR ROTATION DIRECTION	S20097	1	

3.18 Cable Carrier Mount Bracket. 710812



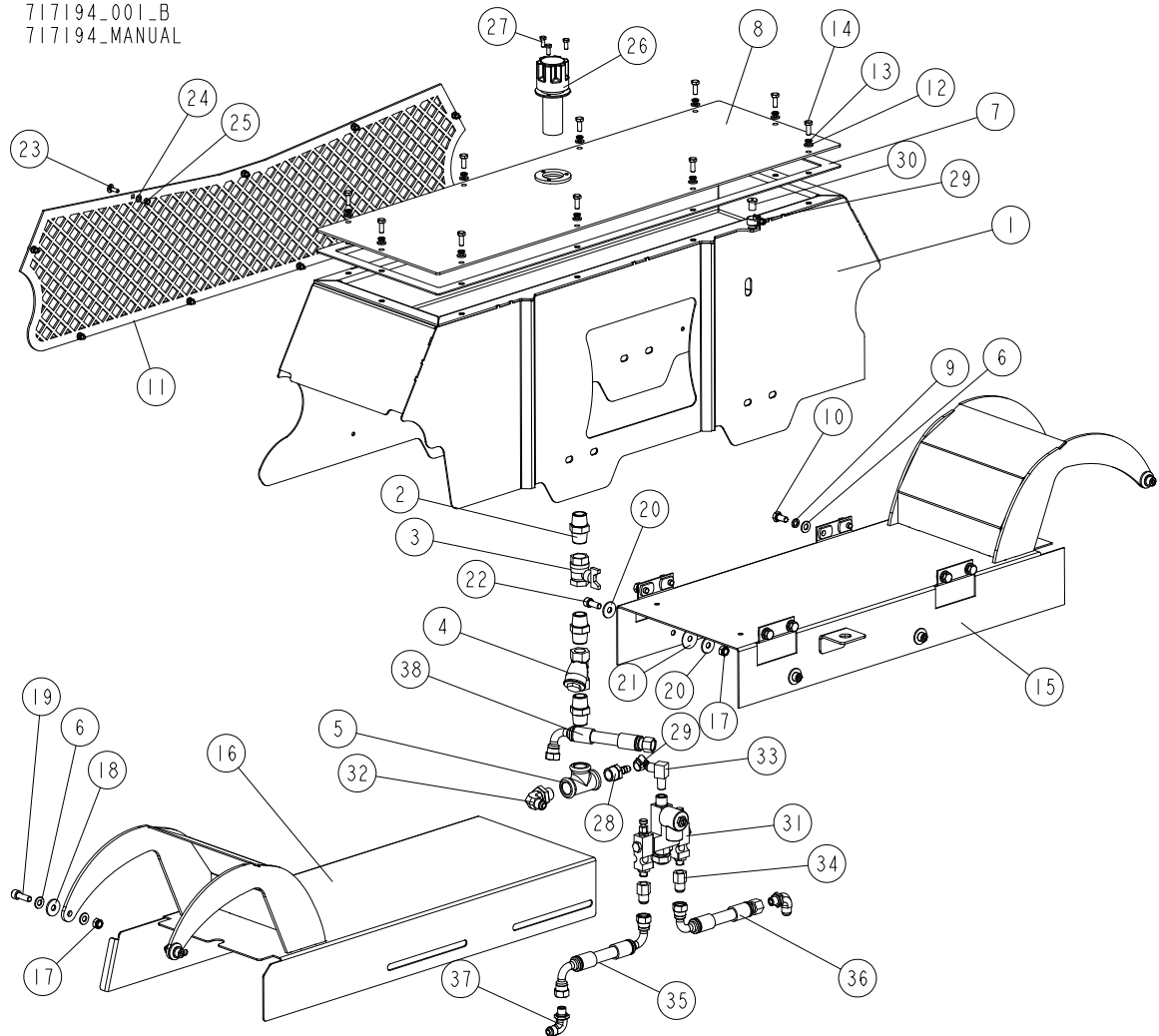
REF	DESCRIPTION (◆ indicates parts available in assemblies only)	PART #	QTY
	BRACKET, CABLE CARRIER MOUNT	710812	1
1	MOUNT WELDMENT, CABLE CARRIER BRACKET	714456-1	1
2	CHANNEL, CABLE CARRIER BRACKET	710573-1	1
3	WASHER, 6.4 FLAT ZINC	F81053-1	16
4	NUT, M6-8-B HEX NYLON ZINC LOCK	F81031-2	8
5	BOLT, M6X25-5.8 HEX HEAD FULL THREAD ZIN	F81001-3	8
6	WASHER, 10.5 FLAT ZINC	F81055-1	2
7	WASHER, Z 10.2 SPLIT LOCK ZINC	F81055-2	2
8	BOLT, M10X30-5.8 HEX HEAD FULL THREA	F81003-2	2

3.19 Side Camera Assembly. 716707

716707_001_A
716707_MANUAL

REF	DESCRIPTION (◆ indicates parts available in assemblies only)	PART #	QTY
-	CAMERA ASSEMBLY, SIDE	716707	1
1	BRACKET WELDMENT, SIDE CAMERA MOUNT	716709-1	1
2	CAMERA CCTV EL-AHD C202 MINI	553256	2
3	WASHER, 8.4 FLAT ZINC	F81054-1	2
4	WASHER 8,2 SPLIT LOCK ZINC	F81054-4	2
5	BOLT, M8X25-8.8-B HEX HEAD FULL THREAD Z	F81002-5	2
6	WASHER, 4.3 FLAT ZINC	F81051-2	6
7	NUT, M4-8 HEX NYLON ZINC LOCK	F81029-1	6
8	SCREW, M4X16 5.8-B CROSS RECESSED PAN HE	F81011-42	6

3.20 Blade Lube Assembly

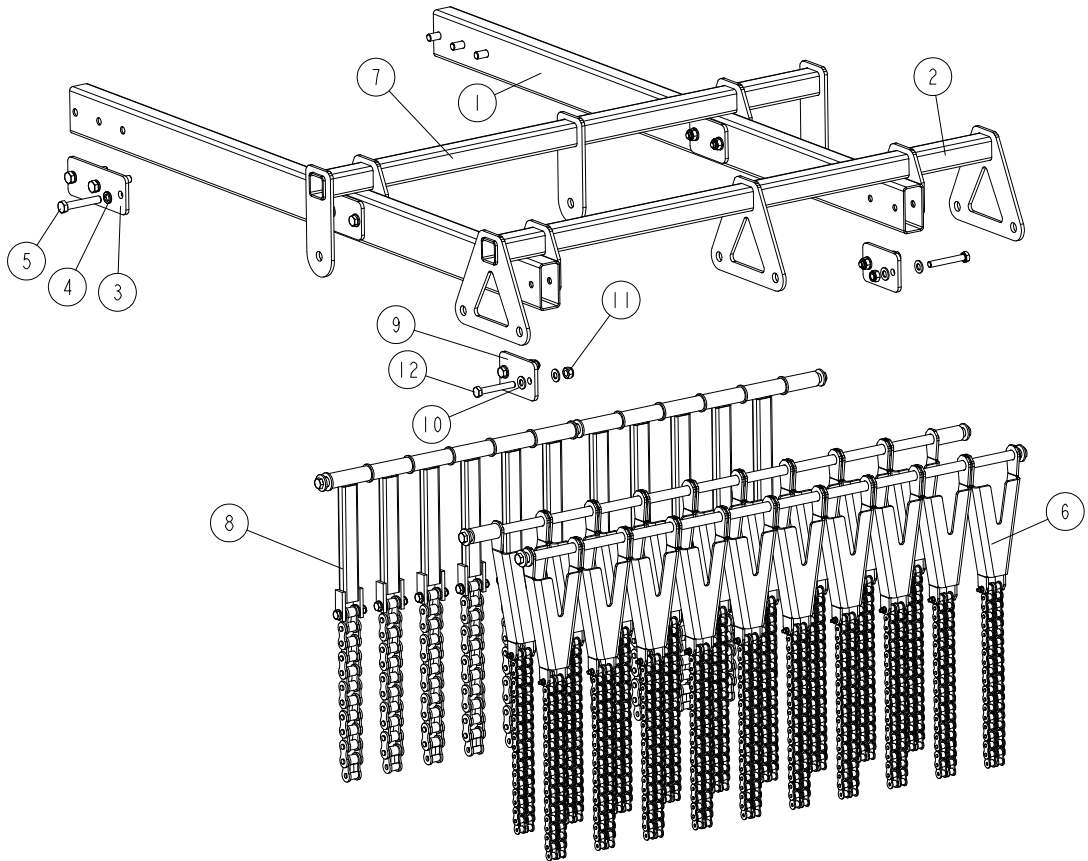
717194_001_B
717194_MANUAL

REF.	DESCRIPTION (* indicates parts available in assemblies only)	PART #	QTY
-	LUBE ASSEMBLY, BLADE	717194	1
1	GUARD WELDMENT, TOP	717195-1	1
2	NIPPLE, N8 1/2" MALE ZINC-PLATED	094751	3
3	VALVE, Z 1/2" W/T-HANDLE	094395	1
4	FILTER, 1/2 GRID	717193	1
5	B1-ELBOW, 1/2" ZINC-PLATED	094750	1
6	WASHER, 8.4 FLAT ZINC	F81054-1	16
7	SEAL	717203	1
8	COVER, WELDMENT	717205-1	1
9	WASHER, 8.2 SPLIT LOCK ZINC	F81054-4	8
10	BOLT, M8X16-8.8-B HEX HEAD FULL THREAD ZINC	F81002-20	8
11	GRID, FRONT	714854-1	1
12	WASHER, 6.4 FLAT ZINC	F81053-1	10
13	WASHER, Z 6.1 SPLIT LOCK ZINC	F81053-3	10
14	BOLT, M6X16-8.8 HEX HEAD FULL THREAD ZINC	F81001-15	10
15	COVER, RIGHT TOP	717207-1	1

REF.	DESCRIPTION (* indicates parts available in assemblies only)	PART #	QTY
16	COVER, LEFT TOP	714862-1	1
17	NUT, M8-8-B HEX NYLON ZINC LOCK	F81032-2	8
18	WASHER, 8.4/25 - 2.5 (ESSENTRA 032080000001) NYLON	714861	4
19	SCREW, M8X25 -8.8 HEX SOCKET HEAD CAP ZINC	F81002-21	4
20	WASHER, ISO 7093-1-8-200 HV-A2E.	F81054-11	8
21	WASHER, 8.2/30-1 (1008810000VR) NYLON	713634	4
22	SCREW, M8X20-8.8 HEX SOCKET HEAD CAP ZINC	F81002-30	4
23	BOLT, M5X16-8.8 CARRIAGE, PTD.	715068-1	9
24	WASHER, 5.3 FLAT ZINC	F81052-1	9
25	NUT, M5-8 DIN985 HEX NYLON ZINC LOCK	F81030-2	9
26	CAP, TM450G65-40MIC FILTER W/BREATHING PLUG	715987	1
27	BOLT, M5X12 8.8 HEX HEAD FULL THREAD ZINC	F81000-5	3
28	FITTING, 1/2" HOSE END	092356	1
29	CLAMP, 11-16	F81080-31	2
30	CAP	717206	1
31	OILER, (VENTO B3192-2X00) W/2-WAY SOLENOID VALVE	717208	1
32	FITTING, 1/2 G - 9/16UNF ELBOW	717212	1
33	FITTING, 7/16UNF - 9/16JIC ELBOW	717215	1
34	FITTING, W 7/16 UNF - 9/16 UNF Z	717213	2
35	HOSE, 2G3/8X0.405 90W9/16UNF-90W9/16UNF HYDRAULIC	718081	1
36	HOSE, 2G3/8X0.620 90W9/16UNF-W9/16UNF HYDRAULIC	717308	1
37	FITTING, 1/4 G - 9/16UNF ELBOW	717216	2
38	HOSE, 2G3/8X0.112 90W9/16UNF-90W9/16UNF HYDRAULIC	717309	1

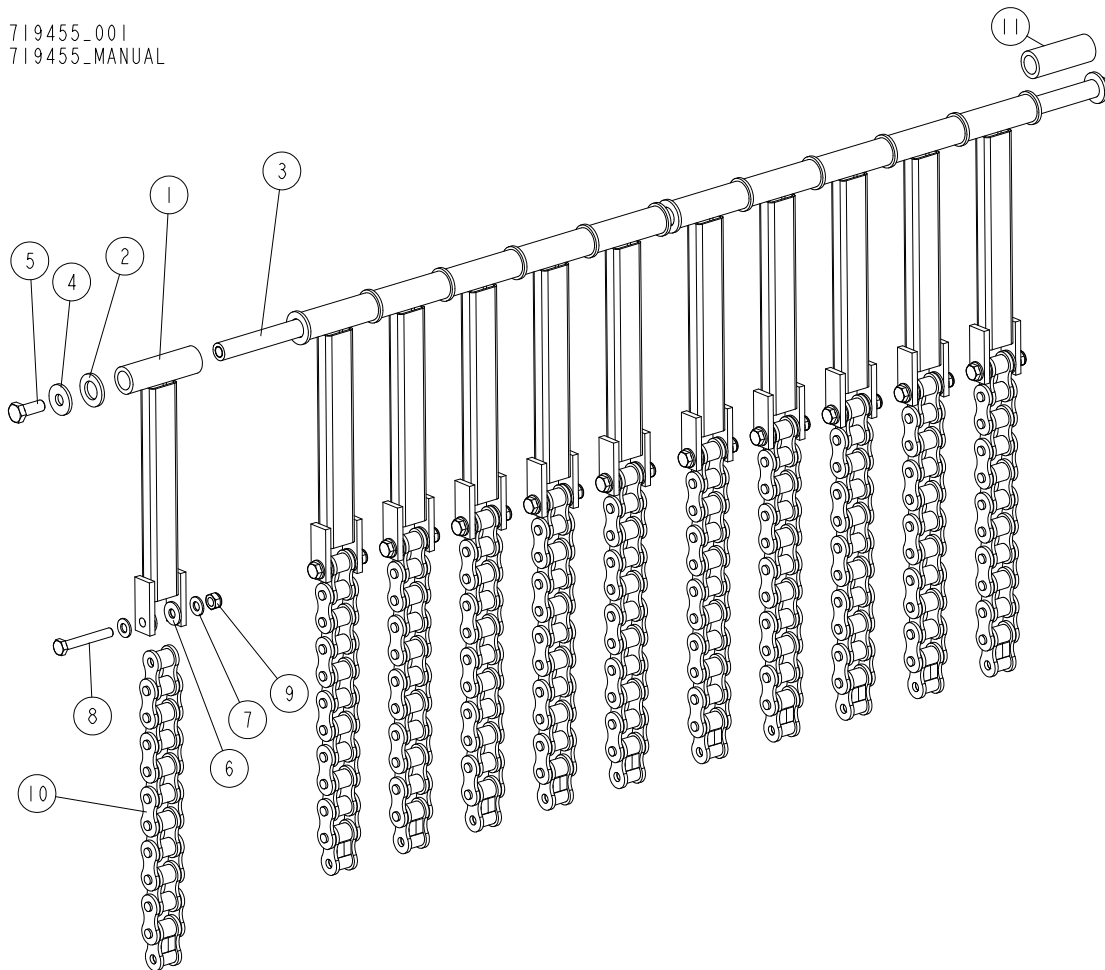
3.21 Board Return Guide. 719632

719632_001
719632_MANUAL



REF	DESCRIPTION (u indicates parts available in assemblies only)	PART #	QTY
-	GUIDE, BOARD RETURN	719632	1
1	TUBE, BOARD RETURN	719442-1	2
2	MOUNTING, GUIDE BOARD RETURN	719445-1	1
3	WASHER	719449-1	2
4	WASHER, Z12.2 SPLIT LOCK ZINC	F81056-2	6
5	BOLT, M12X70-8.8 HEX HEAD ZINC	F81004-39	6
6	GUIDE, BOARD RETURN See Section 3.23	719451	1
7	MOUNTING, GUIDE BOARD RETURN	719457-1	1
8	GUIDE, BOARD RETURN See Section 3.22	719455	1
9	WASHER, MOUNTING	719536-1	4
10	WASHER, 10.5 FLAT ZINC	F81055-1	16
11	NUT, M10-8-B HEX NYLON ZINC LOCK	F81033-1	8
12	BOLT, M10X70-8.8-HEX HEAD FULL THREAD ZI	F81003-20	8

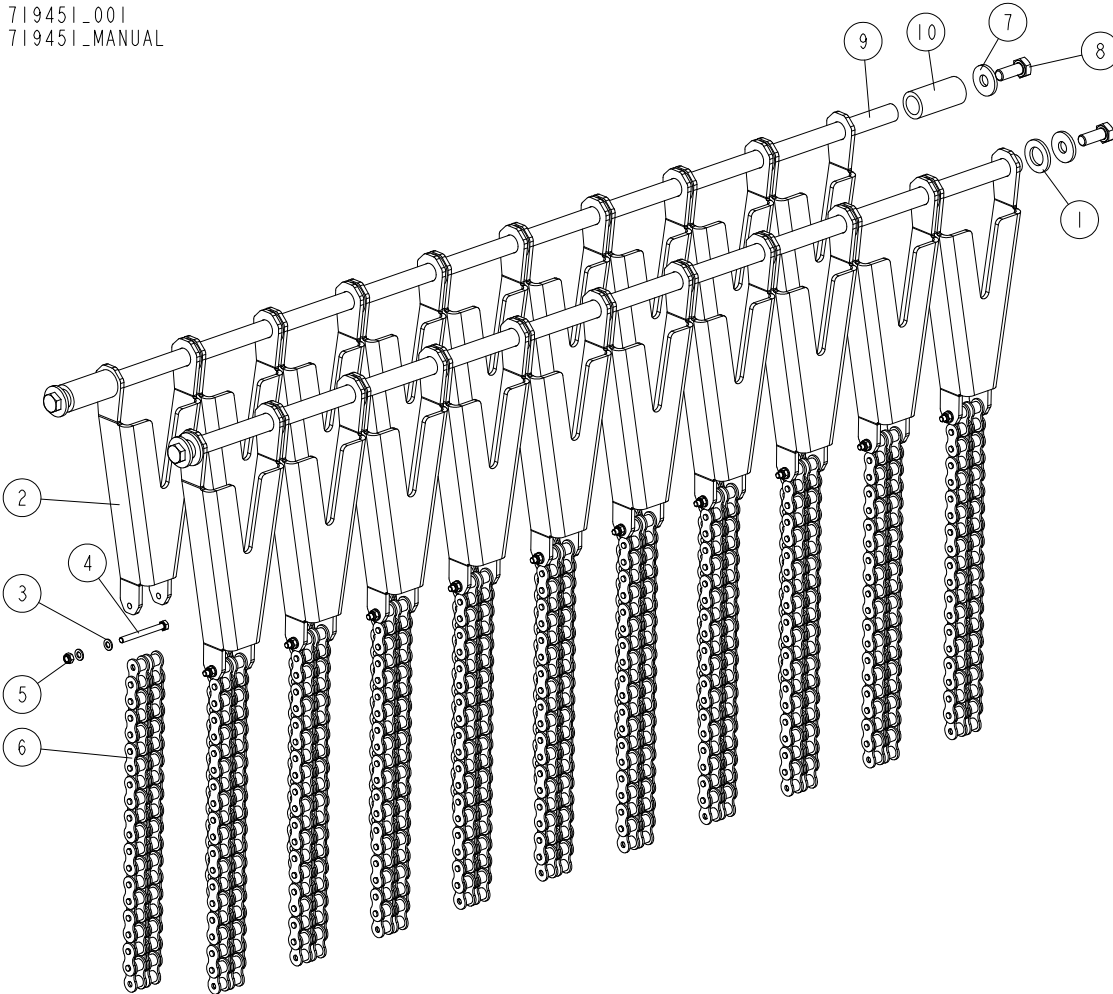
3.22 Board Return Guide. 719455

719455_001
719455_MANUAL

REF	DESCRIPTION (u indicates parts available in assemblies only)	PART #	QTY
-	GUIDE, BOARD RETURN	719455	1
1	TUBE WELDMENT, DRAGBACK UPPER	713862-1	11
2	WASHER, 17 FLAT ZINC	F81058-1	13
3	ROD, BOARD RETURN GUIDE	717519-1	1
4	WASHER, 10.5 ZINC FLAT SPECIAL	F81055-6	2
5	BOLT, M10X25-8.8 ZINC	F81003-11	2
6	WASHER, 8.4/21-2	713864	22
7	WASHER, 8.4 FLAT ZINC	F81054-1	22
8	BOLT, M8X55-8.8 HEX HEAD ZINC	F81002-8	11
9	NUT, M8-8-B HEX NYLON ZINC LOCK	F81032-2	11
10	CHAIN	719633-1	11
11	BUSHING 17/25-65	719534-1	1

3.23 Board Return Assy. 719451

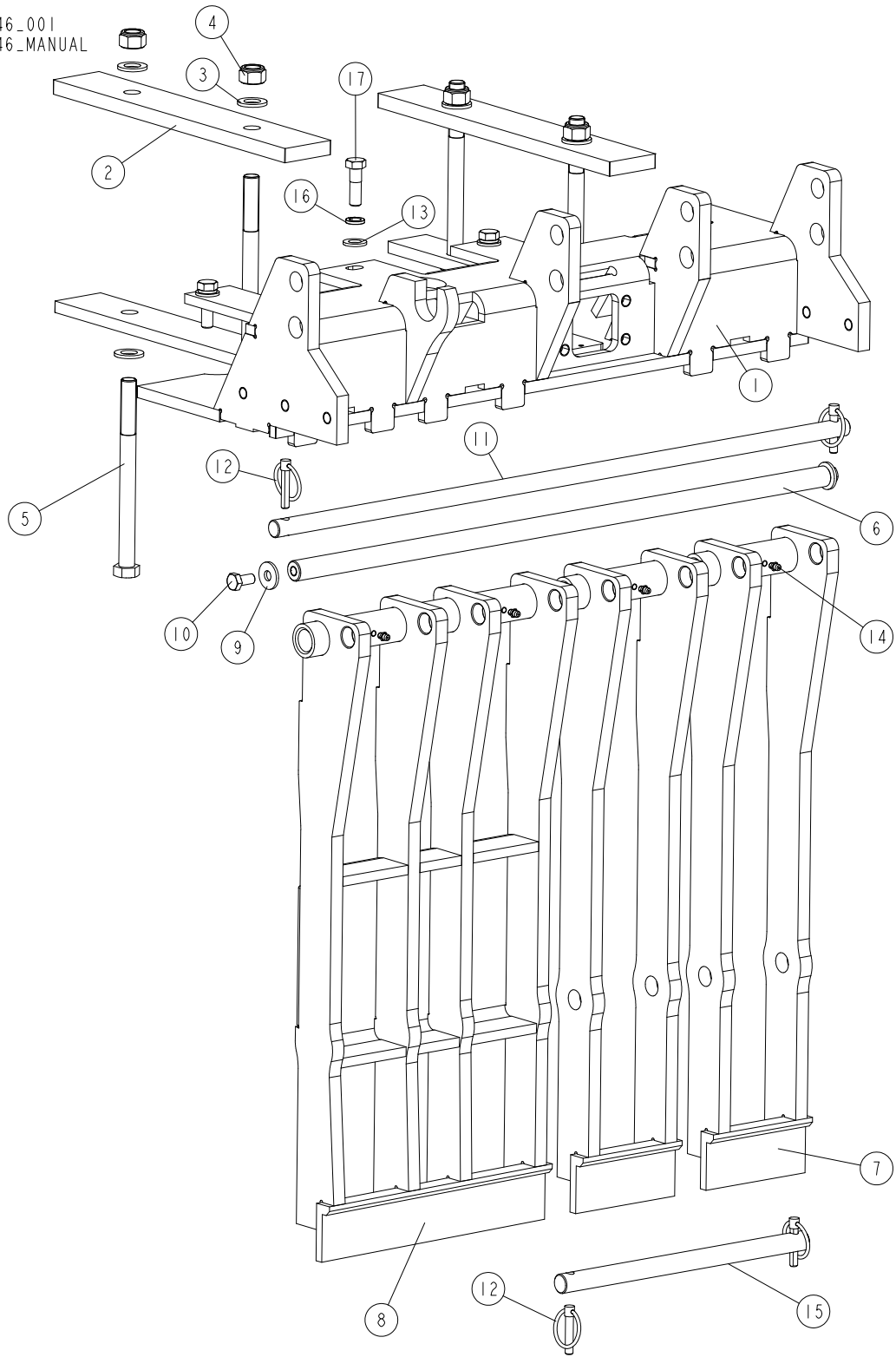
719451_001
719451_MANUAL



REF	DESCRIPTION (◆ indicates parts available in assemblies only)	PART #	QTY
-	GUIDE, BOARD RETURN	719451	1
1	WASHER, 17 FLAT ZINC	F81058-1	19
2	BRACKET, CHAIN	719452-1	19
3	WASHER, 5.3 FLAT ZINC	F81052-1	38
4	BOLT, M5X50MM, HH, GR 8.8, ZINC	F81000-1	19
5	NUT, M5-8-FE/ZN5 DIN985	F81030-2	19
6	CHAIN 10B-2 L316 DIN 8187-1	717512	19
7	WASHER, 10.5 ZINC FLAT SPECIAL	F81055-6	4
8	BOLT, M10X25-8.8 ZINC	F81003-11	4
9	ROD, BOARD RETURN GUIDE	717519-1	2
10	BUSHING, 17/25-53	538043-1	2

3.24 Board Return Assy. 719446

719446_001
719446_MANUAL

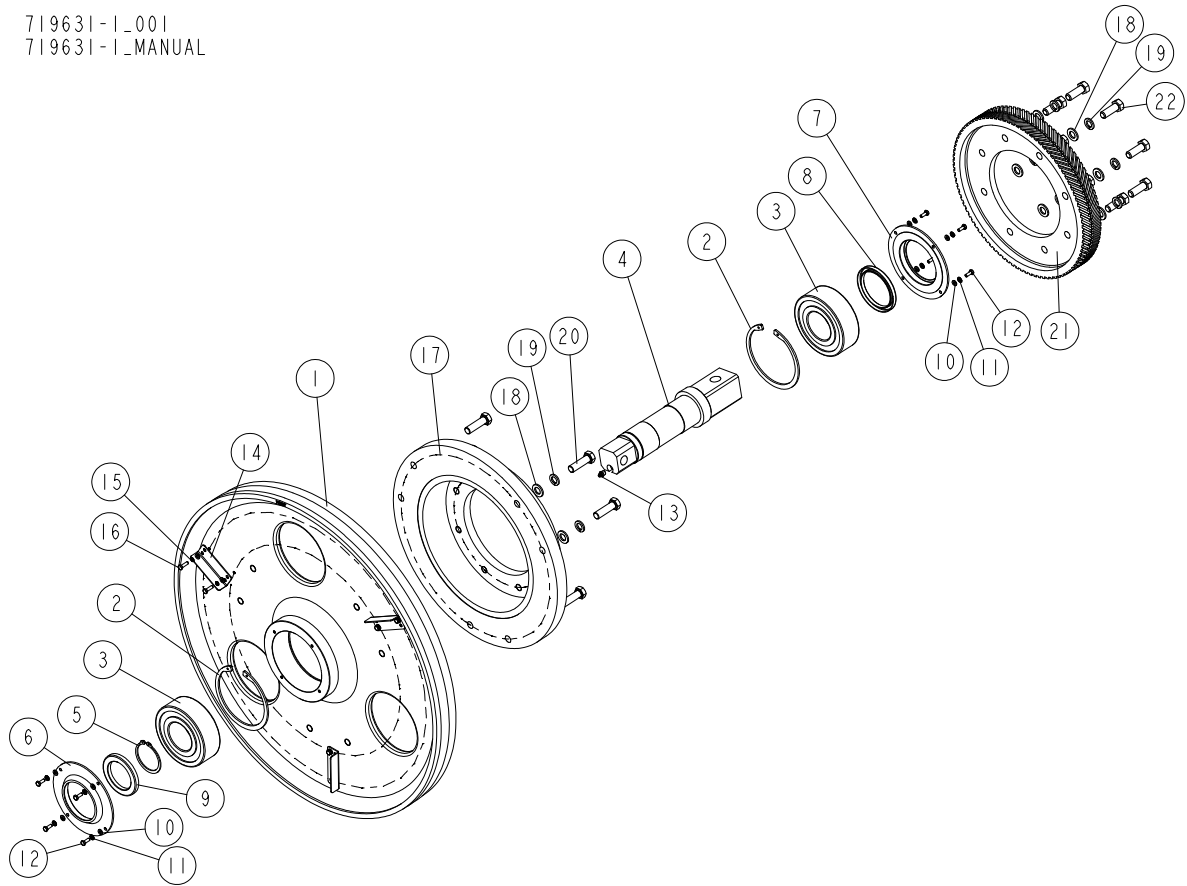


REF	DESCRIPTION (◆ indicates parts available in assemblies only)	PART #	QTY
-	RETURN ASSEMBLY, BOARD	719446	1
1	PLATE ASSEMBLY, BOARD RETURN MOUNT	719447-1	1

REF	DESCRIPTION (◆ indicates parts available in assemblies only)	PART #	QTY	
2	BAR, 60X373X15	711278-1	2	
3	WASHER, 17 FLAT ZINC	F81058-1	8	
4	NUT, M16-8 HEX NYLON ZINC LOCK	F81036-2	4	
5	BOLT, M16X195 HEX HEAD ZINC	F81006-44	4	
6	ROD, N21X697	710269-1	1	
7	ARM WELDMENT, BOARD RETURN	715941-1	2	
8	FINGER, BOARD RETURN	719459-1	1	
9	WASHER, 10.5 ZINC FLAT SPECIAL	F81055-6	2	
10	BOLT, M10X20MM HEX HEAD, GR 5.8 ZINC	F81003-1	2	
11	ROD, N18X750	710818-1	1	
12	PIN, 8 BN914 (BOSSARD 134650) LOCK	F81046-2	4	
13	WASHER, 13 FLAT ZINC	F81056-1	4	
14	FITTING, M6 GREASE	086280	4	
15	ROD, N20X320	713563-1	1	
16	WASHER, Z12.2 SPLIT LOCK ZINC	F81056-2	4	
17	BOLT, M12X40-8.8 HEX HEAD ZINC	F81004-1	4	

3.25 Drive Side Blade Wheel. 719631-1

719631-1_001
719631-1_MANUAL

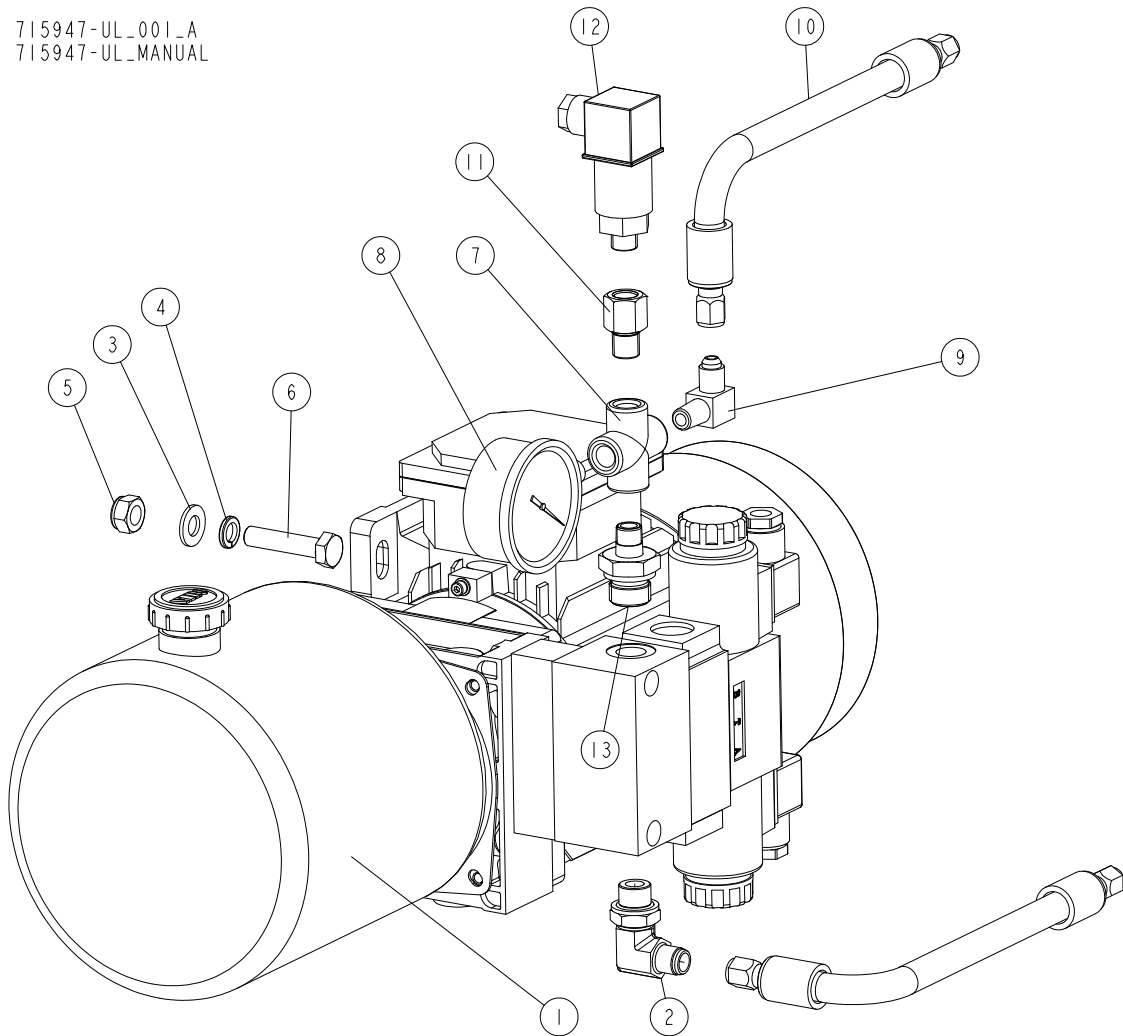


REF	DESCRIPTION (◆ indicates parts available in assemblies only)	PART #	QTY
-	WHEEL, DRIVE SIDE BLADE 2"	719631-1	1
1	BLADE WHEEL WB - CROWNED	715558	1
2	RING, W150 INSIDE RETAINING	F81090-43	2
3	BEARING, NJ2314E.TVP2 CYLINDRICAL ROLLER	503932	2
4	SHAFT, BLADE WHEEL	715348	1
5	RING, Z70 OUTSIDE RETAINING	F81090-56	1
6	COVER	710004-1	1
7	COVER	715409-1	1
8	RING, CC88X110X10 SEALING	715495	1
9	RING, CC70X100X10 SEALING	710802	1
10	WASHER, 6.4 FLAT ZINC	F81053-1	14
11	WASHER, 6.1 DIN 127 (A2-304) STAINLESS S	F81053-4	8
12	BOLT, M6 X 16 8.8 HEX HEAD FULL THREAD Z	F81001-15	8
13	FITTING, M10X1 STRAIGHT GREASE	710834	1
14	WING	531506	3
15	WASHER, Z6.1 SPLIT LOCK ZINC	F81053-3	6
16	BOLT, M6X20-8.8 HEX HEAD FULL THREAD ZIN	F81001-2	6
17	CONNECTOR	719600	1
18	WASHER, 17 FLAT ZINC	F81058-1	14
19	WASHER, 16.3 SPLIT LOCK ZINC	F81058-2	14

REF	DESCRIPTION (◆ indicates parts available in assemblies only)	PART #	QTY	
20	BOLT M16X55-10.9-FE/ZN5 PN-M/82105	F81006-85	6	
21	PULLEY EAGLE G Z=90	719597	1	
22	BOLT, M16X45-8.8 HEX HEAD FULL THREAD ZI	F81006-46	8	

3.26 Hydraulic Pump w/Motor (No. 715947-UL)

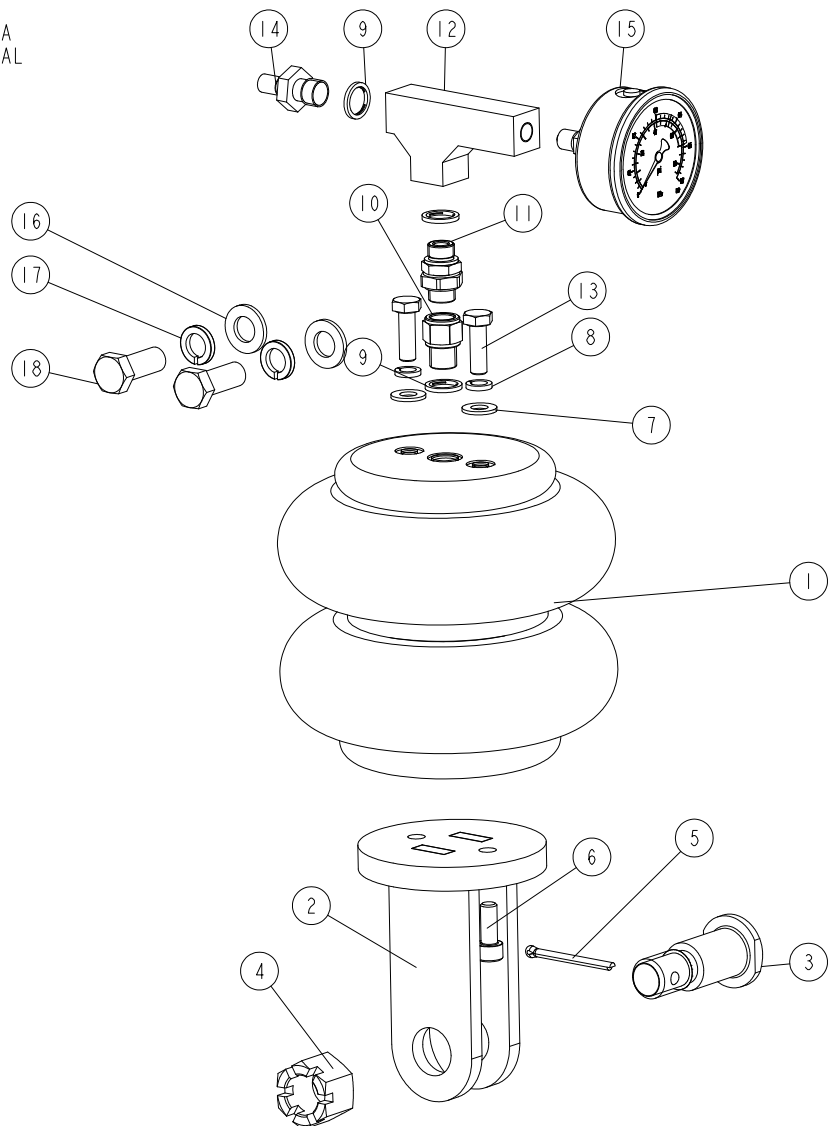
715947-UL_001-A
715947-UL_MANUAL



REF	DESCRIPTION (◆ indicates parts available in assemblies only)	PART #	QTY
-	HYDRAULIC PUMP W/MOTOR - COMPLETE	715947-UL	1
1	PUMP, 1.1KW 3L/MIN - 1 SECTION IOW HYDRAULIC W/MOTOR	715935-UL	1
2	FITTING, 90° - 3/8 BSP - 9/16 JIC ELBOW	096335	1
3	WASHER, 10.5 FLAT ZINC	F81055-1	4
4	WASHER, Z 10.2 SPLIT LOCK ZINC	F81055-2	4
5	NUT, M10-8-B HEX NYLON ZINC LOCK	F81033-1	4
6	BOLT, M10X45-8.8 HEX HEAD FULL THREAD ZI	F81003-3	4
7	FITTING, 1/4" NPT CROSS	P22311	1
8	GAUGE, 3000PSI/200 BAR OIL PRESSURE	505176	1
9	FITTING, 3/8JIC-1/4NPT 90L	015491	1
10	PHD2G 3/8X ??? W7/16UNF-W7/16UNF	715946	2
11	FITTING, 504830 PRESSURE SWITCH	507052-1	1
12	SWITCH, F4Z1/M3-20 BAR PRESSURE	504830	1
13	FITTING, Z-Z 1/4 NPT - 3/8 BSP STRAIGHT	719222	1

3.27 Bellow Cylinder Assembly (No. 715929)

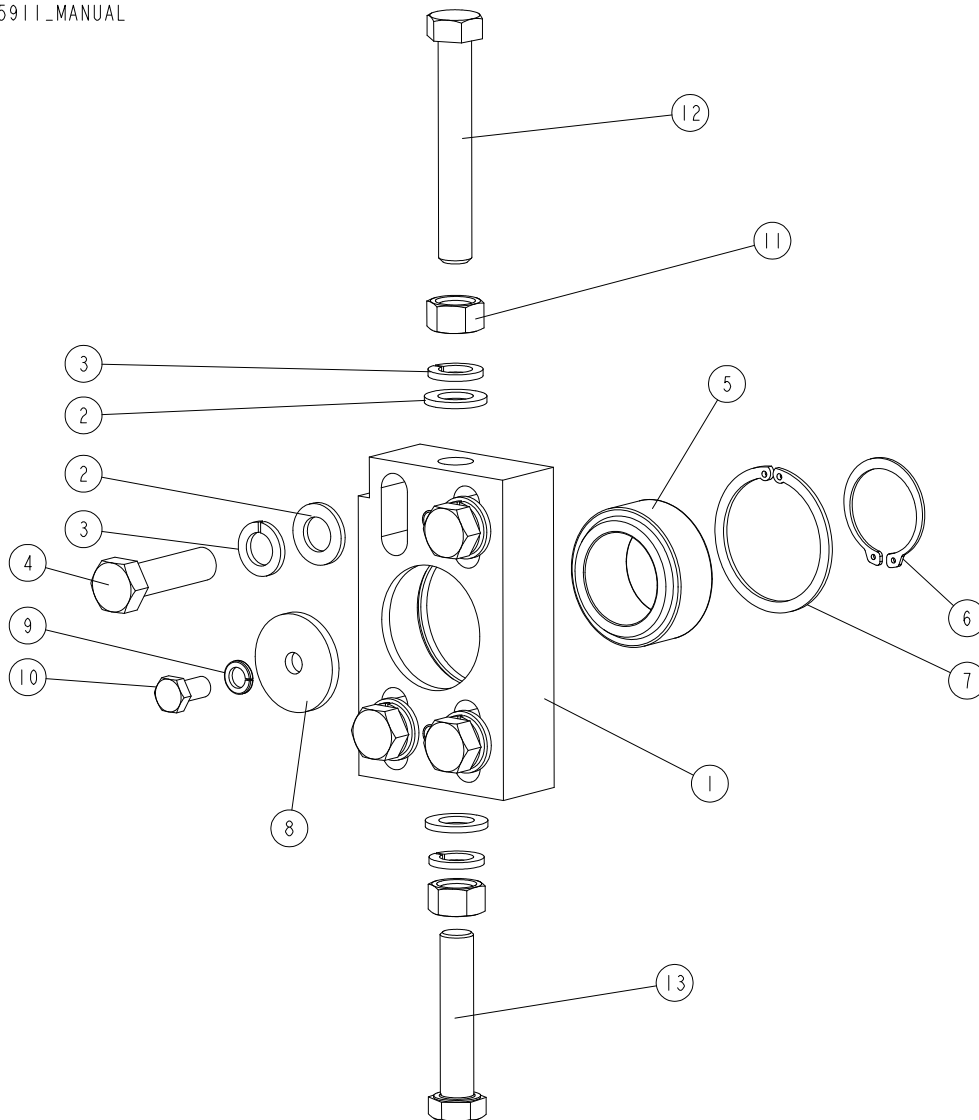
715929_001_A
715929_MANUAL



REF	DESCRIPTION (◆ indicates parts available in assemblies only)	PART #	QTY
-	CYLINDER ASSEMBLY, BELLOW	715929	1
1	CYLINDER, EB-165-125 FESTO BELLOW	715669	1
2	BRACKET, BELLOW CYLINDER	715659-1	1
3	PIN, 24X65/55- 8.8 ZINC-PLATED	F81049-5	1
4	NUT, Z M20-8-B SLOTTED CASTLE ZINC	F81037-3	1
5	PIN, S-ZN 4 X 45 COTTER	F81043-21	1
6	BOLT, M8 X 20-8.8 SOCKET HEAD	F81002-30	2
7	WASHER, 8.4 FLAT ZINC	F81054-1	2
8	WASHER, 8.2 SPLIT LOCK ZINC	F81054-4	2
9	SEAL, G1/4 866-014-000-0 (REXROTH)	090809	3
10	FITTING, 1/4 THREAD/1/4 THREAD 2521	097704	1
11	NIPPLE, 1/4 8632141400)BOSCH	097703	1
12	CONNECTOR, SPECIAL TEE	719566-1	1
13	BOLT, M8X25-8.8-B HEX HEAD FULL THREAD Z	F81002-5	2
14	FITTING, 1/4" THREAD 390 004 004 0 (REXR	088575	1

REF	DESCRIPTION (◆ indicates parts available in assemblies only)	PART #	QTY	
15	GAUGE, M63T-2,5/20G G 1/8 0-0.6 MPA/PSI	088568	1	
16	WASHER, 13 FLAT ZINC	F81056-1	2	
17	WASHER, Z12.2 SPLIT LOCK ZINC	F81056-2	2	
18	BOLT, M12X30 8.8 HEX HEAD FULL THREAD ZI	F81004-22	2	

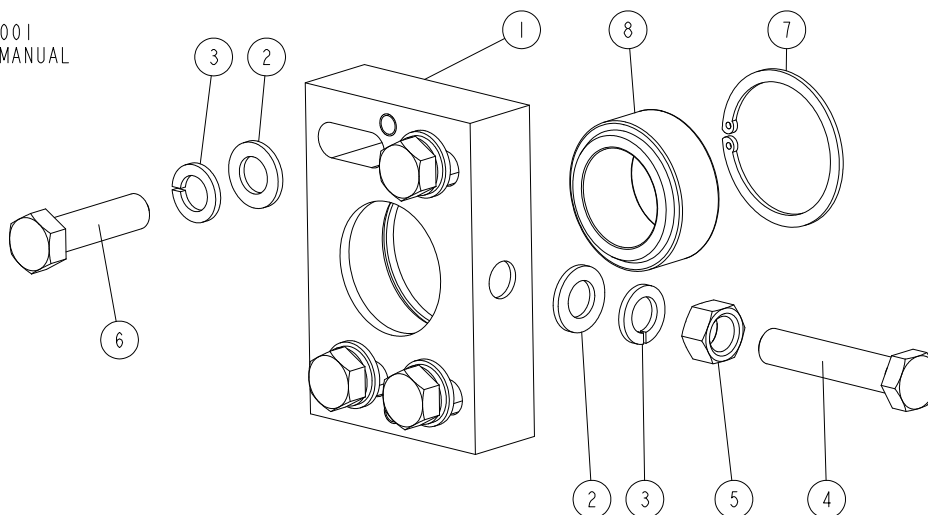
3.28 Vertical Adjustment Bracket (No. 715911)

715911_001
715911_MANUAL

REF.	DESCRIPTION (* indicates parts available in assemblies only)	PART #	QTY
-	BRACKET, WHEEL VERTICAL ADJUSTMENT - COMPLETE	715911	1
1	BLOCK, ADJUSTMENT BRACKET (1)	715674-1	1
2	WASHER, 17 FLAT ZINC	F81058-1	6
3	WASHER, 16.3 SPLIT LOCK ZINC	F81058-2	6
4	BOLT, M16X60-8.8 HEX HEAD FULL THREAD ZINC	F81006-12	4
5	BEARING, SKF GE45 TXE-2LS SLIDE	715695	1
6	RING, Z 45 OUTSIDE RETAINING	F81090-32	1
7	RING, 68 INSIDE RETAINING	F81090-71	1
8	WASHER, 10.5/48-5	715711-1	1
9	WASHER, Z 10.2 SPLIT LOCK ZINC	F81055-2	1
10	BOLT, M10X20-8.8 HEX HEAD FULL THREAD ZINC	F81003-1	1
11	NUT, M16-8 HEX ZINC	F81036-1	2
12	BOLT, M16X110-8.8-B HEX HEAD ZINC	F81006-24	1
13	BOLT, M16X80-8.8 HEX HEAD FULL THREAD ZINC	F81006-11	1

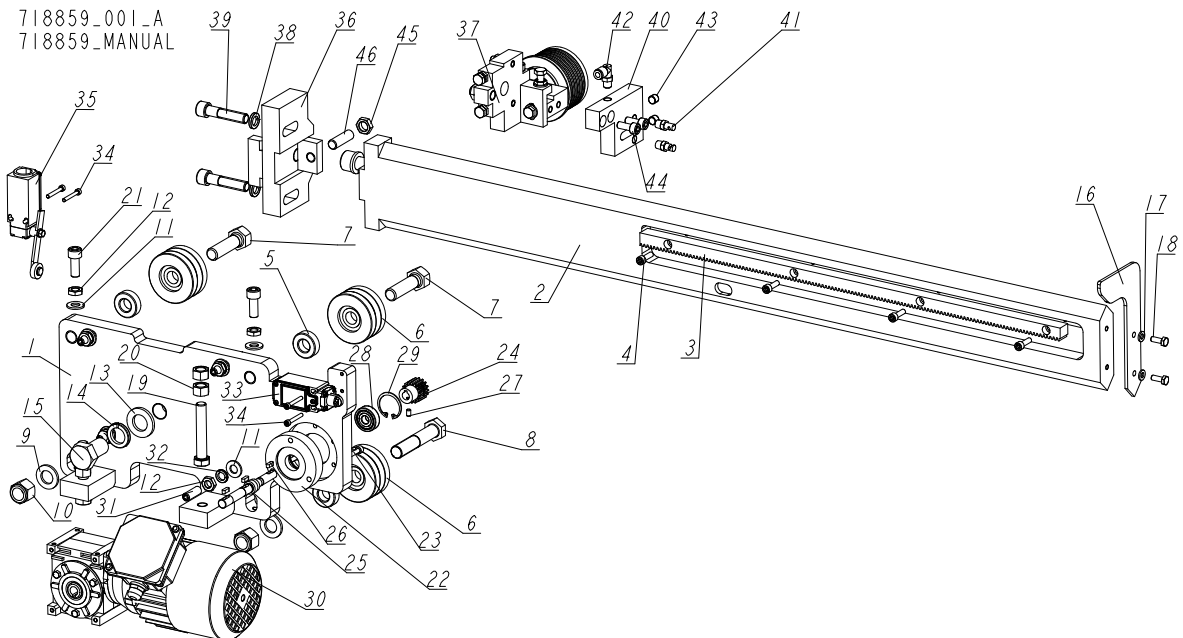
3.29 Horizontal Adjustment Bracket (No. 715912)

715912_001
715912_MANUAL



REF.	DESCRIPTION (* indicates parts available in assemblies only)	PART #	QTY
-	BRACKET, WHEEL HORIZONTAL ADJUSTMENT - COMPLETE	715912	1
1	BLOCK, ADJUSTMENT BRACKET (2)	715691-1	1
2	WASHER, 17 FLAT ZINC	F81058-1	5
3	WASHER, 16.3 SPLIT LOCK ZINC	F81058-2	5
4	BOLT, M16X80-8.8 HEX HEAD FULL THREAD ZINC	F81006-11	1
5	NUT, M16-8 HEX ZINC	F81036-1	1
6	BOLT, M16X60-8.8 HEX HEAD FULL THREAD ZINC	F81006-12	4
7	RING, 68 INSIDE RETAINING	F81090-71	1
8	BEARING, SKF GE45 TXE-2LS SLIDE	715695	1

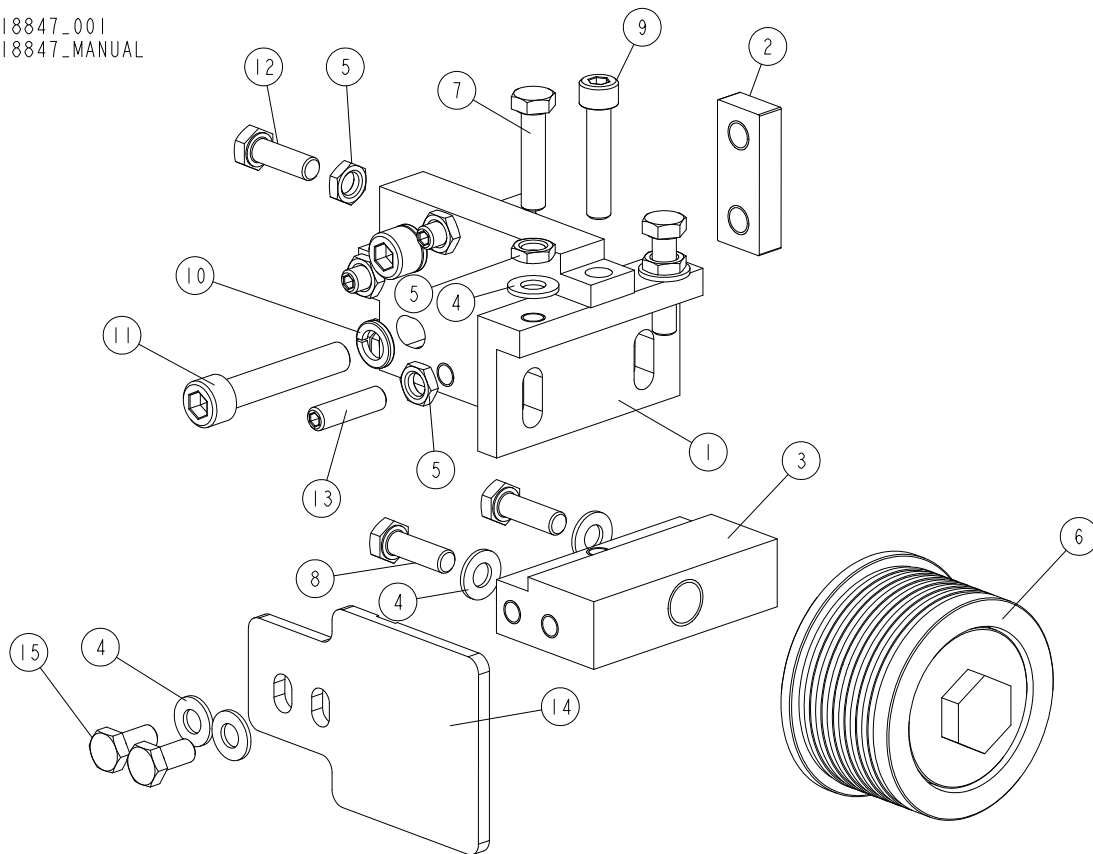
3.30 Blade Guide Arm, 2" Blade (No. 718859)



REF	DESCRIPTION (u indicates parts available in assemblies only)	PART #	QTY
-	ROLLER GUIDE	718859	1
1	PLATE, COMPLETE MOUNT	715967-1	1
-	RAIL COMPLETE	718861-1	1
2	RAIL WLDMT	718871-1	1
3	BAR, M=1,5 LZ-M1,5-100-H TOOTHED	715536-1	1
4	SCREW, M6 X 20 8.8 SOCKET HEAD	F81001-22	4
5	BUSHING, 16/32-16	715964-1	4
6	ROLLER ASSY, B/G IDLER See Section 3.32	042543	4
7	BOLT 5/8-18 X 2 1/4 HH GRD5	F05009-80	2
8	BOLT, 5/8-18X3 1/4 HH GRD5	F05009-98	2
9	WASHER, 17 FLAT ZINC	F81058-1	2
10	NUT, 5/8-18 HEX NYL LOCK	F05010-71	2
11	WASHER, 10.5 FLAT ZINC	F81055-1	6
12	NUT, M10-04-W THIN ZINC	F81033-6	6
13	WASHER, M21 FLAT ZINC	F81059-2	1
14	WASHER, M20 FLAT UNPLATED	F81059-1	1
15	BOLT, M20X1.5X35-8.8-B HEX HEAD FULL THR	F81007-21	1
16	PLATE, STOP	715968-1	1
17	WASHER, 6.4 FLAT ZINC	F81053-1	2
18	BOLT, M6 X 16 8.8 FE/ZN5 PN-M/82105	F81001-15	2
19	BOLT, M12X70-8.8 HEX HEAD FULL THREAD Z	F81004-102	2
20	NUT, M12-8-B ZINC HEX	F81034-1	4
21	BOLT, M10 X 25 8.8, PN-M/82302	F81003-32	2
22	BUSHING, INTERMEDIATE	715918-1	1
23	BOLT, M5 X 25-5.8-FE/ZN5, PN-M/82302	F81000-7	3
24	SPROCKET, M=1.5, Z=16; KZ-M1.5-Z16	715566	1
25	SHAFT, DRIVE	715919	1

REF	DESCRIPTION (u indicates parts available in assemblies only)	PART #	QTY	
26	KEY, A 4X4X12	715588	3	
27	SCREW WITHOUT HEAD M5X8 45H DIN 913	F81014-7	1	
28	BEARING, 6200 27	715569	1	
29	RING, W 30 INSIDE RETAINING	F81090-15	1	
30	GEARMOTOR MRA 02/25,5 [0,06-1400] E V5	715570-UL	1	
31	SCREW,M10X30 HEX SOCKET SET FLAT POINT	F81003-35	4	
32	WASHER, 10.2 SPLIT LOCK ZINC	F81055-2	4	
33	SWITCH, FA134 Z11 SAFETY	100910	1	
34	BOLT, M4X30-8.8 FE/ZN5 DIN 912, SOCKET H	F81000-85	4	
35	SWITCH, KMF1S11 SAFETY	086469	1	
36	BRACKET BLADE ROLLER 2"	719385-1	1	
37	BLADE GUIDE See Section 3.33	719387	1	
38	WASHER, Z12.2 SPLIT LOCK ZINC	F81056-2	2	
39	SCREW, M12X55-8.8-B HEX SOCKET HEAD CAP	F81004-23	2	
40	BLOCK, NOZZLE MOUNTING	718870	1	
41	NOZZLE, BLADE LUBE SPRAY	033479	2	
42	FITTING, 1/8MPTX1/4TUBE,ELBOW,SWIVEL	P09736	1	
43	PLUG M10 X 1 DIN 906 BN40 "BOSSARD"	F81015-3	2	
44	BOLT, M8 X 20-8.8 SOCKET HEAD	F81002-30	2	
45	NUT,M12X1.25 DIN439 THIN STAINLESS STEEL	F81034-9	1	
46	SCREW M12X1.25X40	F81016-2	1	

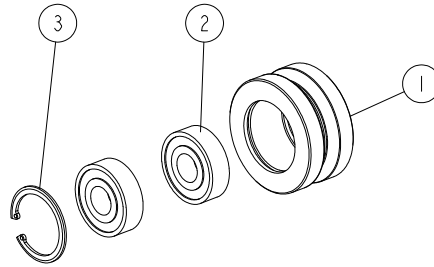
3.31 Fixed Blade Guide (No. 718847)

718847_001
718847_MANUAL

REF	DESCRIPTION (u indicates parts available in assemblies only)	PART #	QTY
-	BLADE GUIDE FIXED	718847	1
1	BRACKET ROLLER	719179-1	1
2	BLOCK, WB2000	710034-1	1
3	PLATE WIDE ROLLER	718855-1	1
4	WASHER, 8.4 FLAT ZINC	F81054-1	6
5	NUT, M8-04-FE/ZN ISO4035 HEX THIN	F81032-8	7
6	ROLLER AXLE 2" See Section 3.34	718873	1
7	BOLT, M8X35-8.8 HEX HEAD FULL THREAD ZINC	F81002-13	2
8	BOLT, M8X25 DIN933 A2-70 STAINLESS STEEL	F81002-26	2
9	SCREW, M8X40-8.8 HEX SOCKET HEAD CAP ZIN	F81002-29	1
10	WASHER, 10.2 SPLIT LOCK ZINC	F81055-2	2
11	BOLT, M10X55 -8.8 FE/ZN5 PN-M/82302	F81003-55	2
12	BOLT, M8X25-8.8-B HEX HEAD FULL THREAD Z	F81002-5	2
13	SCREW, M8X30-45H GEOMET HEX SOCKET SET W	F81002-104	3
14	COVER ROLLER}	544280	1
15	BOLT M8X16 -8.8-B-FE/ZN5 PN-85/M-82105	F81002-20	2

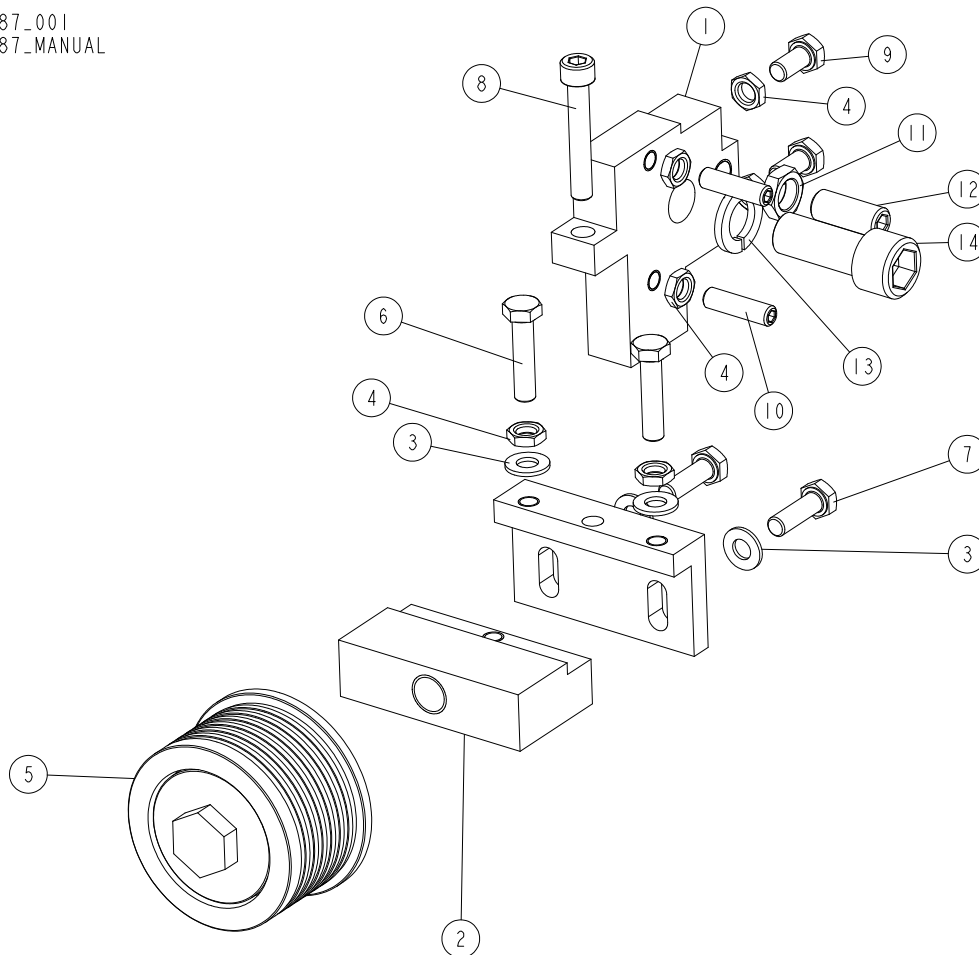
3.32 Idler Roller Assembly (No. 042543)

042543_001
042543_MANUAL



REF.	DESCRIPTION (* indicates parts available in assemblies only)	PART #	QTY
-	ROLLER ASSEMBLY, BLADE GUIDE IDLER	042543	1
1	ROLLER, 2 1/2 V-GROOVE	042536	1
2	BEARING, 5/8X1.7548X.4724	P06030-1	2
3	RING,1.575 ID BEVELED 5002-156 RETAINING	F04254-8	1

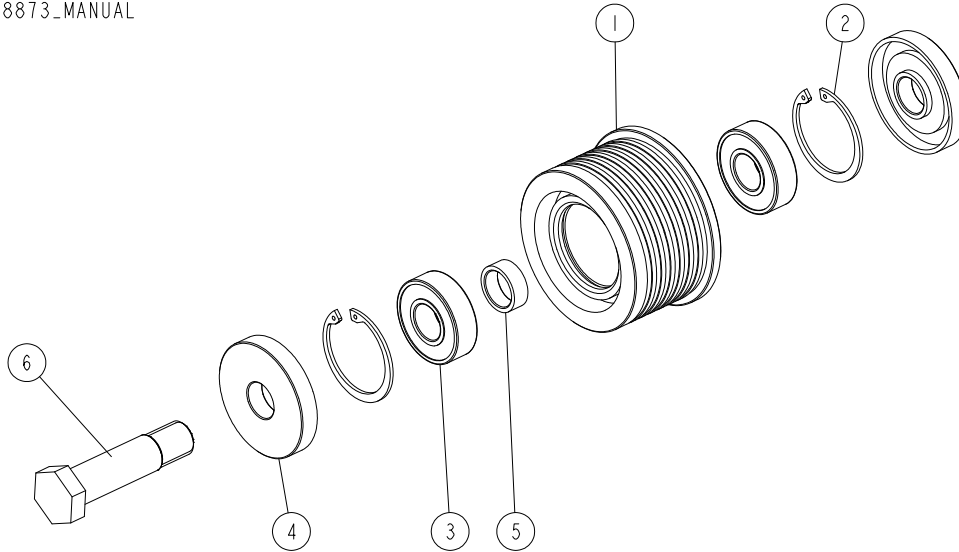
3.33 Blade Guide (No. 719387)

719387_001
719387_MANUAL

REF	DESCRIPTION (u indicates parts available in assemblies only)	PART #	QTY
-	BLADE GUIDE	719387	1
1	BRACKET ROLLER	719388-1	1
2	PLATE WIDE ROLLER	718855-1	1
3	WASHER, 8.4 FLAT ZINC	F81054-1	4
4	NUT, M8-04-FE/ZN ISO4035 HEX THIN	F81032-8	6
5	ROLLER AXLE 2" See Section 3.34	718873	1
6	BOLT,M8X35-8.8 HEX HEAD FULL THREAD ZINC	F81002-13	2
7	BOLT, M8X25 DIN933 A2-70 STAINLESS STEEL	F81002-26	2
8	SCREW M8X40 SHCS ZC 8.8 DIN 912 ISO 4762	F81002-85	1
9	BOLT M8X16 -8.8-B-FE/ZN5 PN-85/M-82105	F81002-20	2
10	SCREW, M8X30-45H GEOMET HEX SOCKET SET W	F81002-104	2
11	NUT,M12X1.25 DIN439 THIN STAINLESS STEEL	F81034-9	1
12	SCREW,M12X1.25X30 DIN913 STAINLESS STEEL	F81016-1	1
13	WASHER, 16.3 SPLIT LOCK ZINC	F81058-2	1
14	BOLT M16X55 HEX	F81006-84	1

3.34 2" Blade Guide Roller (No. 718873)

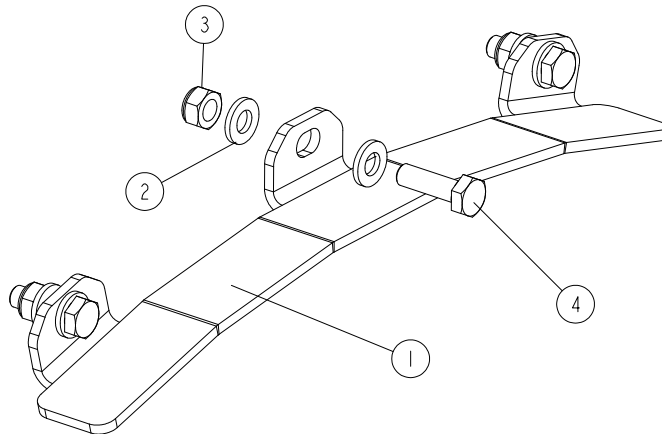
718873_001_A
718873_MANUAL



REF.	DESCRIPTION (* indicates parts available in assemblies only)	PART #	QTY
-	ROLLER, 2" BLADE GUIDE W/SHAFT	718873	1
1	ROLLER, 2" BLADE GUIDE	718874	1
2	RING, W40 INSIDE RETAINING	F81090-3	2
3	BEARING, 6203-2RS (FAG, SKF, NACHI) ROLLING	087966	2
4	PLATE WELDMENT, ROLLER	538078-1	2
5	BUSHING, 17.1/22-33	718875-1	1
6	SHAFT, 3" BLADE GUIDE ROLLER	718876	1

3.35 Narrow Blade Securing Plate. 719645

719645-001
719645

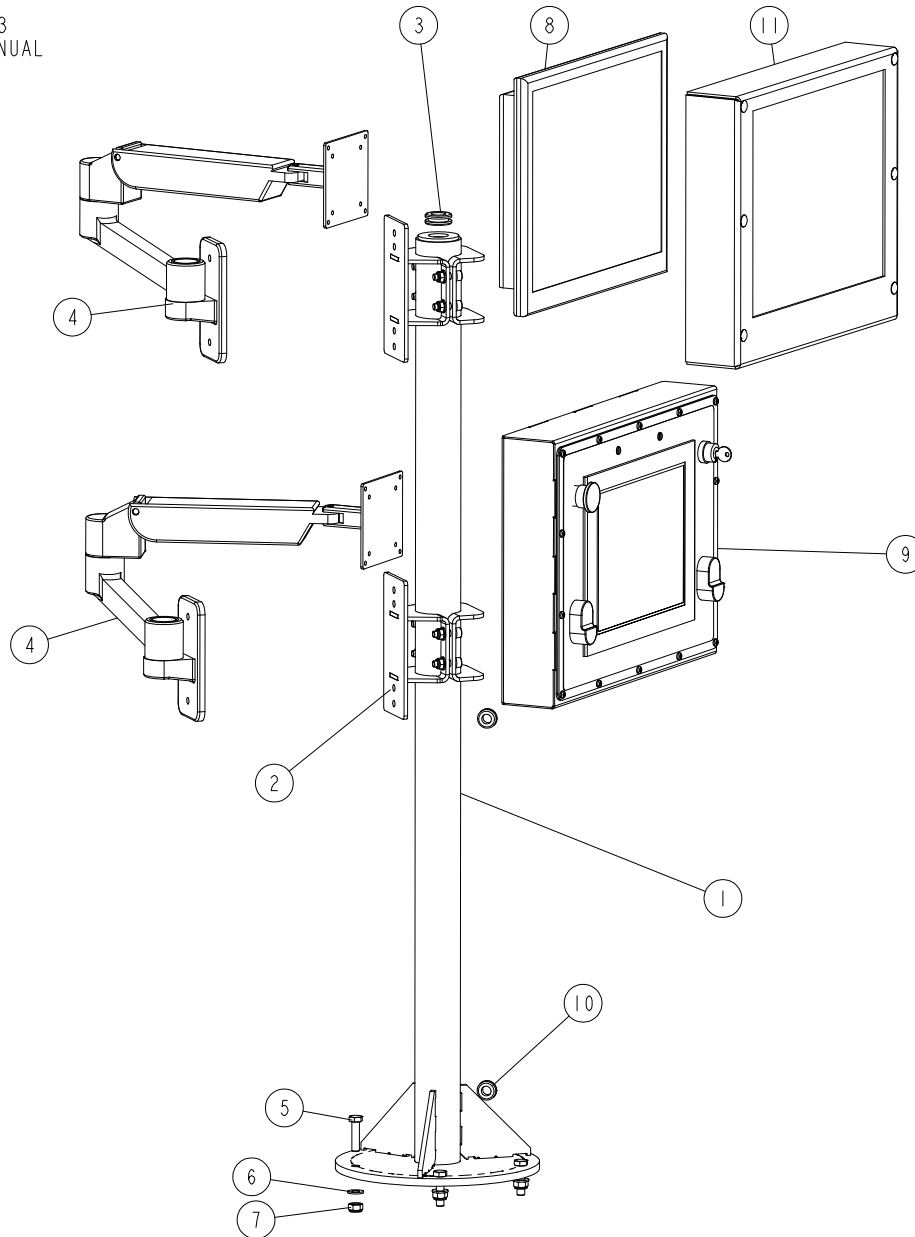


REF	DESCRIPTION (◆ indicates parts available in assemblies only)	PART #	QTY	
-	PLATE, SECURING, NARROW BLADE	719645	1	
1	PLATE	719644-1	1	
2	WASHER, 6.4 FLAT ZINC	F81053-1	6	
3	NUT, M6-8-B-HEX NYLON ZINC LOCK	F81031-2	3	
4	BOLT, M6X20 8.8 HEX HEAD FULL THREAD ZIN	F81001-2	3	

SECTION 4 OPERATOR STAND W/CAB (OPTION)

4.1 Control Box/Monitor Pedestal

719439_003
719439_MANUAL

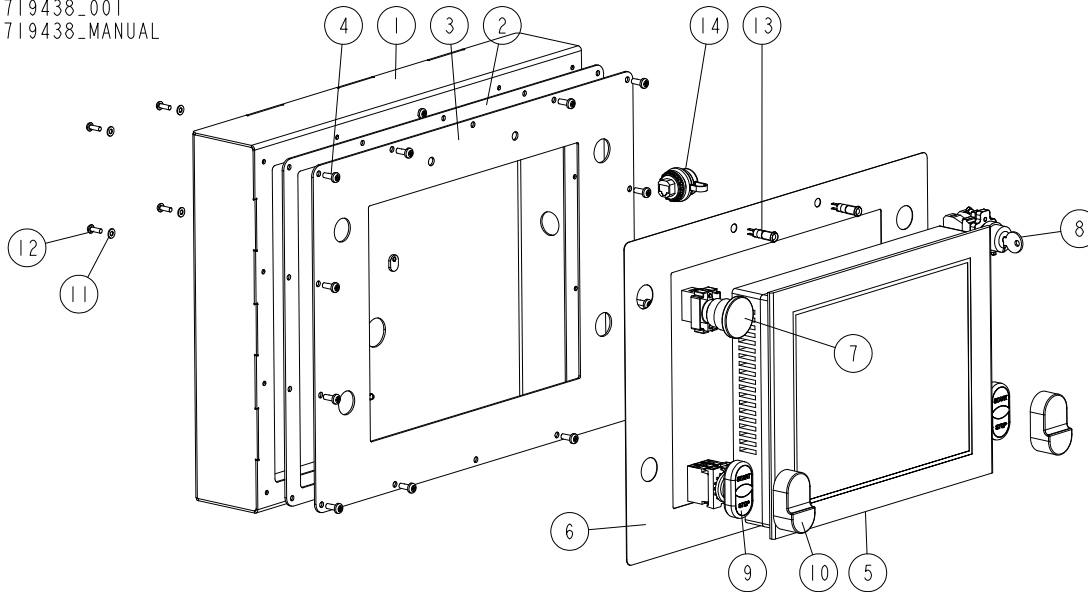


REF	DESCRIPTION (u indicates parts available in assemblies only)	PART #	QTY
-	BRACKET MONITOR UL	719441	1
1	PEDESTAL, CONTROL BOX/MONITOR	713438-1	1
2	BRACKET, CONTROL BOX ARM MOUNT See Section 4.3	713444	2
3	GROMMET, RUBBER 3/4 ID	025247	1
4	ARM, LMX WALL ERGOTRON CONTROL BOX	512941	2
5	BOLT, M10 X 40-8.8 FE/ZN5, PN-M/82105	F81003-16	5
6	WASHER, 10.5 FLAT ZINC	F81055-1	5
7	NUT, M10-8-B HEX NYLON ZINC LOCK	F81033-1	5
8	MONITOR, LCD CCTV 17RTVN	512959	1

REF	DESCRIPTION (u indicates parts available in assemblies only)	PART #	QTY	
9	CONTROL BOX UL See Section 4.2	719438	1	
10	GROMMET, 20/13 RUBBER	086188	2	
11	HOUSING MONITOR COMPLETE See Section 4.4	717380	1	

4.2 Control Box

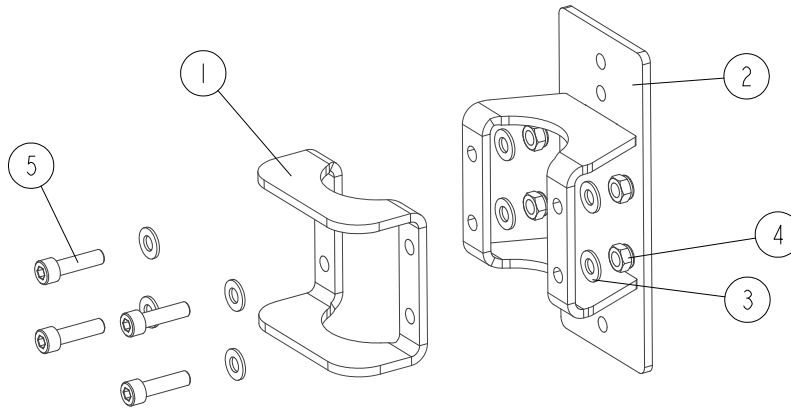
719438_001
719438_MANUAL



REF	DESCRIPTION (u indicates parts available in assemblies only)	PART #	QTY
-	CONTROL BOX UL	719438	1
1	CONTROL BOX WLDMT	719436-1	1
2	GASKET, WB2000 CONTROL BOX	711141	1
3	PANEL, WB2000 CONTROL BOX FRONT	711142-1	1
4	BOLT, #10-24 X 1/2 PH PAN HD, TYPE 23	F05015-17	14
5	DISPLAY, HMI TOUCH	512940	1
6	DECAL, WB2000 CONTROL BOX	512946	1
7	SWITCH EMERGENCY XB4 BS542	086556	1
8	KEY SWITCH XB4 BG33	087350	1
9	SWITCH, START-STOP COMPLETE	510254	2
10	DIAPHRAGM, M22-T-DD MOELLER	090462	1
11	WASHER 4,3 FE/ZN5 PN-M/82005	F81051-2	4
12	SCREW, M4X12 5,8-B CROSS RECESSED PAN HE	F81011-43	4
13	LIGHT, LED YELLOW CONTROL	711548	2
14	SOCKET, USB 3.0 (M22-USB-SA)	514486	1

4.3 Control Box Arm Bracket

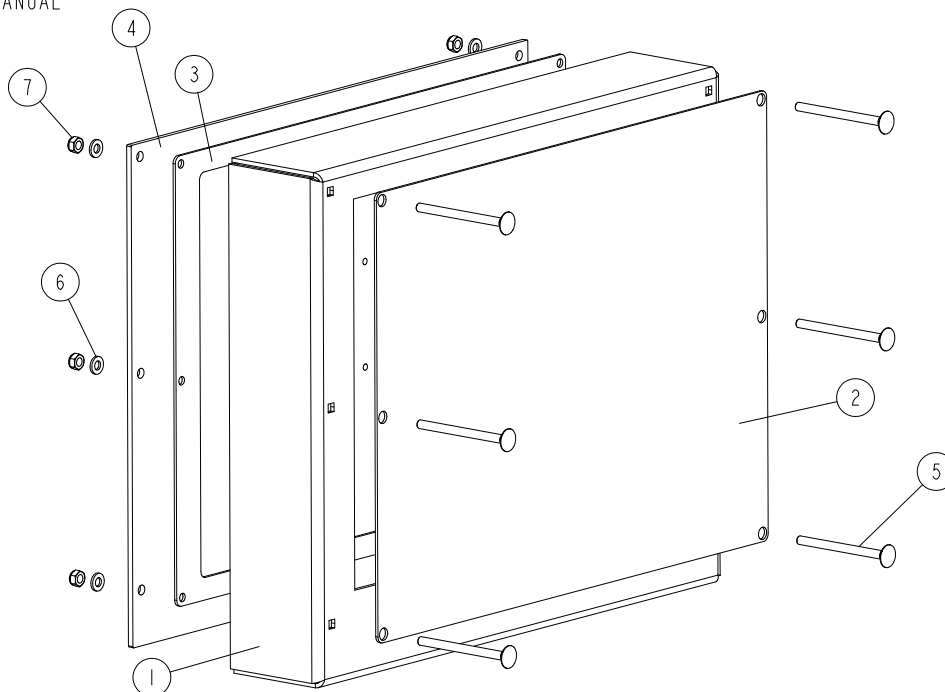
713444_001
713444_MANUAL



REF.	DESCRIPTION (* Indicates Parts Available in Assemblies Only)	PART #	QTY	
	BRACKET, CONTROL BOX ARM MOUNT	713444	1	
1	PLATE (1)	713445-1	1	
2	BRACKET WELDMENT	713450-1	1	
3	WASHER, 8.4 FLAT ZINC	F81054-1	8	
4	NUT, M8-8-B HEX NYLON ZINC LOCK	F81032-2	4	
5	SCREW, M8x30-8.8 HEX SOCKET HEAD CAP ZINC	F81002-31	4	

4.4 Monitor Housing

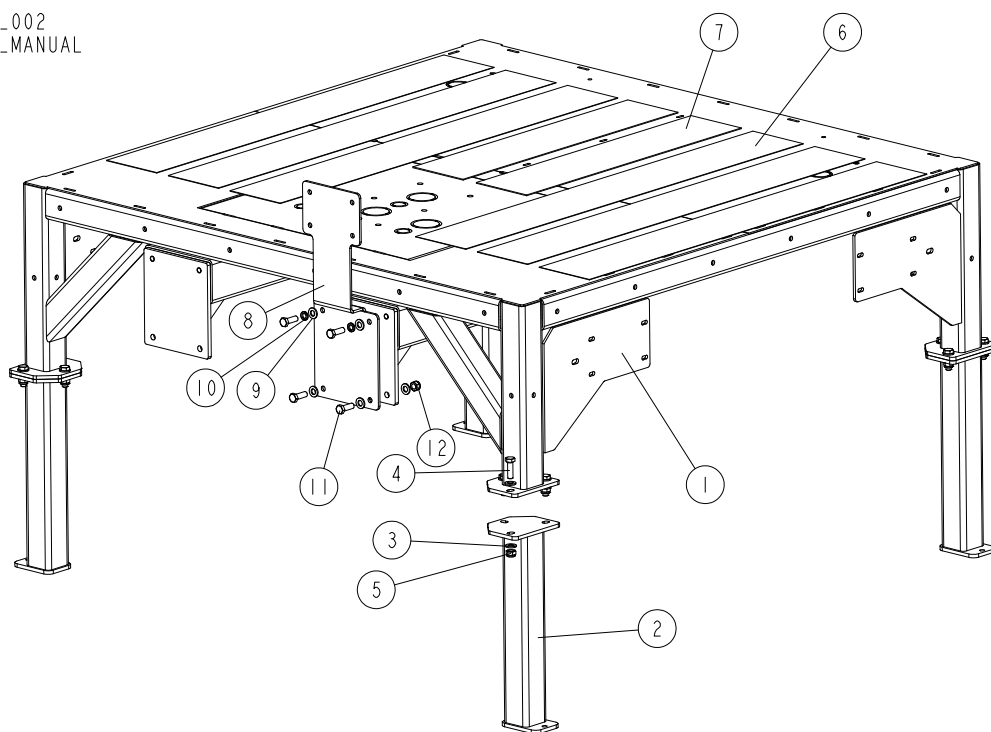
717380_001
717380_MANUAL



REF	DESCRIPTION (u indicates parts available in assemblies only)	PART #	QTY	
-	HOUSING MONITOR COMPLETE	717380	1	
1	COVER, MONITOR	714522-1	1	
2	PLATE, FRONT COVER	714523	1	
3	GASKET, MONITOR	714525	1	
4	PLATE, REAR COVER	714526-1	1	
5	BOLT, M6X80-8.8 CARRIAGE ZINC	F81001-60	6	
6	WASHER, 6.4 FLAT ZINC	F81053-1	6	
7	NUT, M6-8-B HEX NYLON ZINC LOCK	F81031-2	6	

4.5 Operator Stand Base

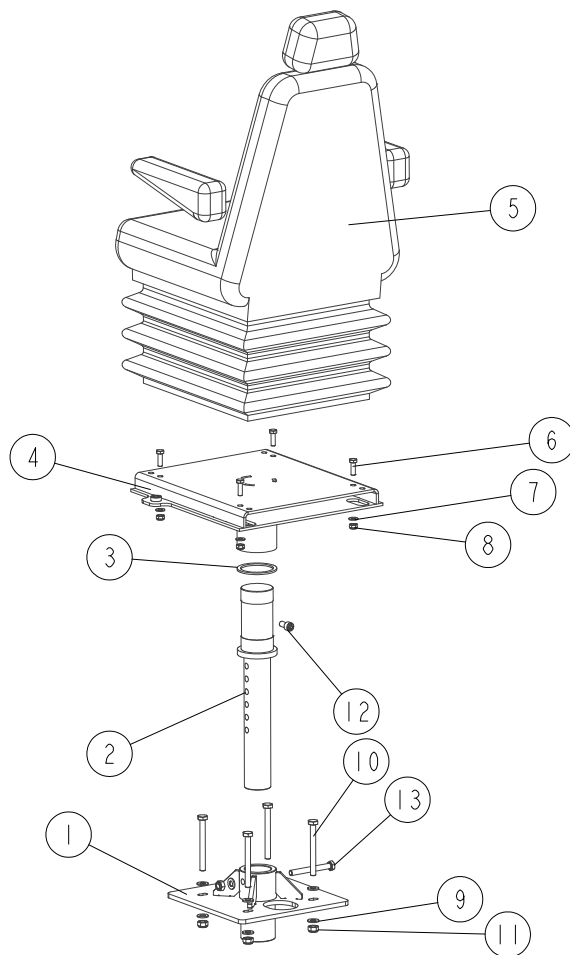
719439_002
719439_MANUAL



REF	DESCRIPTION (u indicates parts available in assemblies only)	PART #	QTY
-	BASE OPERATOR STAND	715599	1
1	OPERATOR STAND	716698-1	1
2	LEG, WB2000 OPERATOR STAND BASE	713360-1	4
3	WASHER, 13 FLAT ZINC	F81056-1	24
4	BOLT, M12X40 8.8 HEX HEAD FULL THR.ZINC	F81004-4	12
5	NUT, M12-8 HEX NYLON ZINC LOCK	F81034-2	12
6	PAD, NON-SKID	713579	6
7	PAD, NON-SKID	713580	2
8	PLATE MOUNTING LMS PUMP	719437-1	1
9	WASHER, 13 FLAT ZINC	F81056-1	6
10	WASHER, Z12.2 SPLIT LOCK ZINC	F81056-2	2
11	BOLT, M12 X 35-8.8-FE/ZN5 HEX HEAD FULL	F81004-24	4
12	NUT, M12-8 HEX NYLON ZINC LOCK	F81034-2	2

4.6 Operator Seat

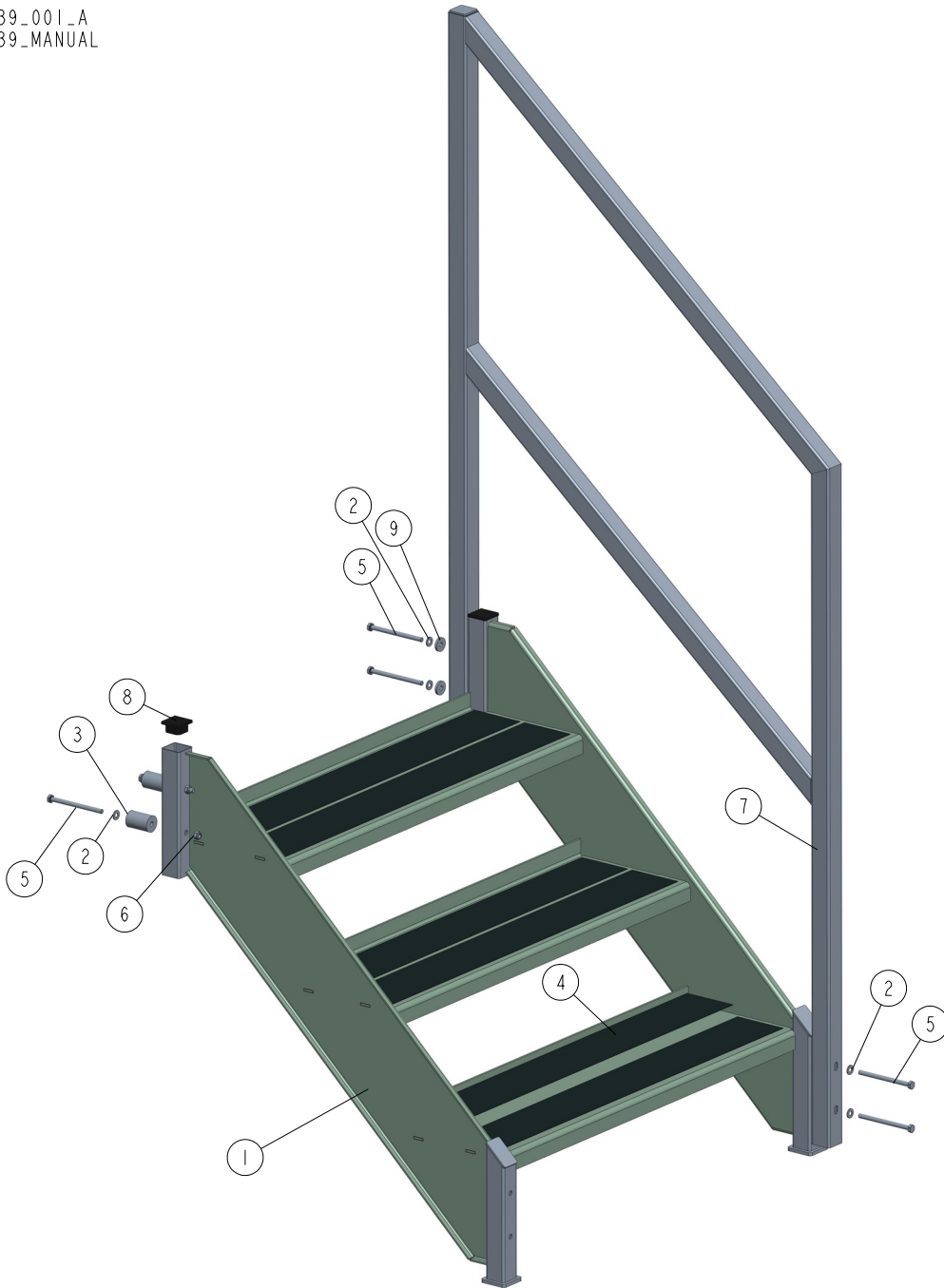
713566_001
713566_MANUAL



REF.	DESCRIPTION (* Indicates Parts Available in Assemblies Only)	PART #	QTY
	SEAT ASSEMBLY, OPERATOR	713566	1
1	MOUNT WELDMENT, WB2000 OPERATOR SEAT	713364-1	1
2	ROD, OPERATOR SEAT SUPPORT	713416-1	1
3	WASHER, SLIDE	713395	1
4	BRACKET, OPERATOR SEAT MOUNT	711496-1	1
5	SEAT, CS85/C1 AR HD PVC OPERATOR	711482	1
6	BOLT, M8x25-8.8-B HEX HEAD FULL THREAD ZINC	F81002-5	4
7	WASHER, 8.4 FLAT ZINC	F81054-1	4
8	NUT, M8-8-B HEX NYLON ZINC LOCK	F81032-2	4
9	WASHER, 10.5 FLAT ZINC	F81055-1	9
10	BOLT, M10x100-8.8 HEX HEAD FULL THREAD ZINC	F81003-91	4
11	NUT, M10-8-B HEX NYLON ZINC LOCK	F81033-1	5
12	SCREW, M10x20 8.8 HEX SOCKET HEAD CAP ZINC	F81003-108	1
13	BOLT, M10x90-8.8-B HEX HEAD ZINC	F81003-66	1

4.7 Operator Stand Ladder

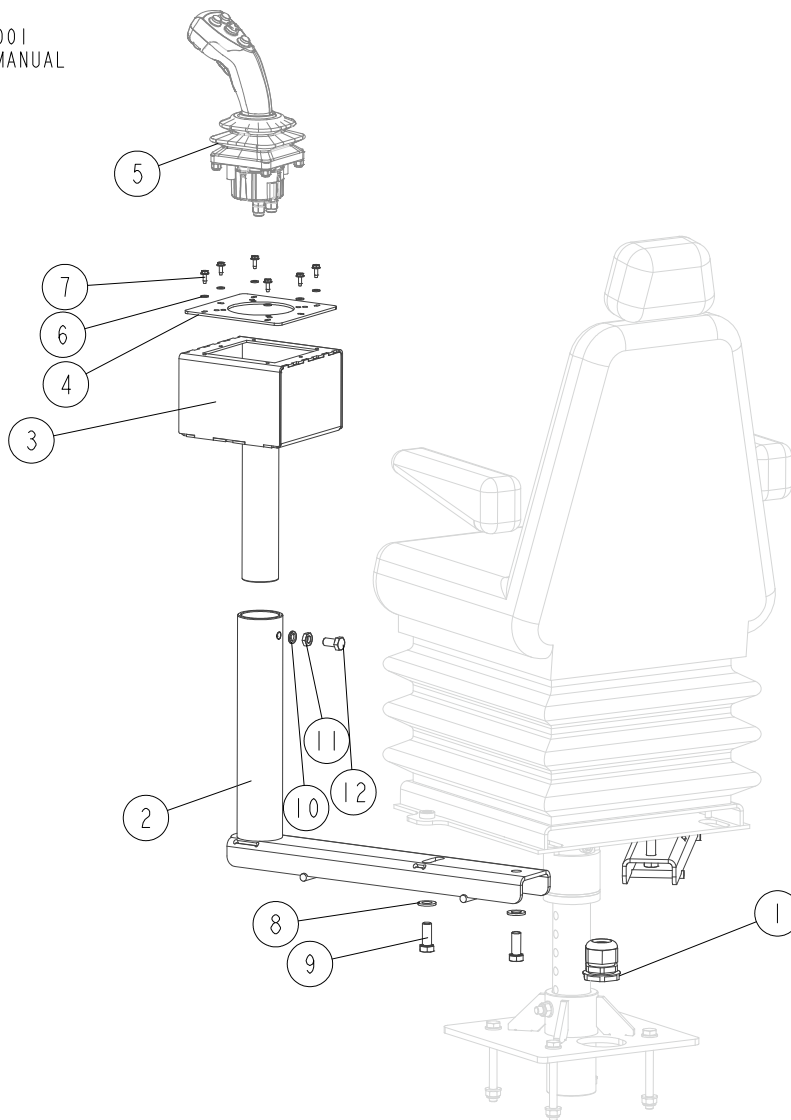
719439_001_A
719439_MANUAL



REF	DESCRIPTION (u indicates parts available in assemblies only)	PART #	QTY
-	LADDER COMPLETE	717323_	1
1	LADDER WIDE	719974-1	1
2	WASHER, 8.4 FLAT ZINC	F81054-1	16
3	SLEEVE 8.5/30-44	717329-1	2
4	PAD, NON-SKID	713405	6
5	BOLT, M8X110 -8.8- HEX HEAD ZINC	F81002-53	6
6	NUT, M8-8-B HEX NYLON ZINC LOCK	F81032-2	6
7	RAIL PLATFORM	717331-1	1
8	CAP, 40X40X(3-4) MOSS TUBE END	097480	2
9	WASHER 8.4/25-4	535377-1	2

4.8 Joysticks

713377_001
713377_MANUAL

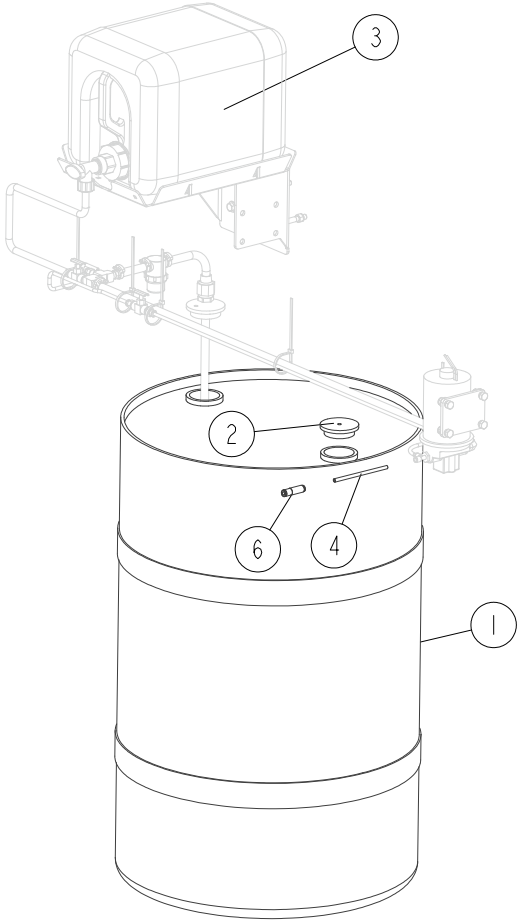


REF.	DESCRIPTION (* Indicates Parts Available in Assemblies Only)	PART #	QTY
1	GLAND, PG29 CABLE	F81096-1	1
	GROMMET, RUBER 30X42X8	509717 ¹	1
2	ARM WELDMENT, JOYSTICK	711484	2
3	BRACKET, JOYSTICK	711491-1	2
4	PLATE, JOYSTICK MOUNTING	711492-1	2
5	JOYSTICK, 5 BUTTON (OTTO)	069716	2
6	WASHER, 5.3 FLAT ZINC	F81052-1	12
7	BOLT, #10-24x1/2 SELF-TAPPING	F05015-7	12
8	WASHER, 13 FLAT ZINC	F81056-1	4
9	BOLT, M12X30 8.8 HEX HEAD FULL THREAD ZINC	F81004-22	4
10	WASHER, Z 10.2 SPLIT LOCK ZINC	F81055-2	2
11	NUT, M10-04-A HEX THIN ZINC	F81033-6	2
12	BOLT, M10X20-5.8 HEX HEAD FULL THREAD ZINC	F81003-1	2

¹ Included in 719439 WB2000-UL Platform with Cabin

SECTION 5 BLADE LUBE ASSEMBLY

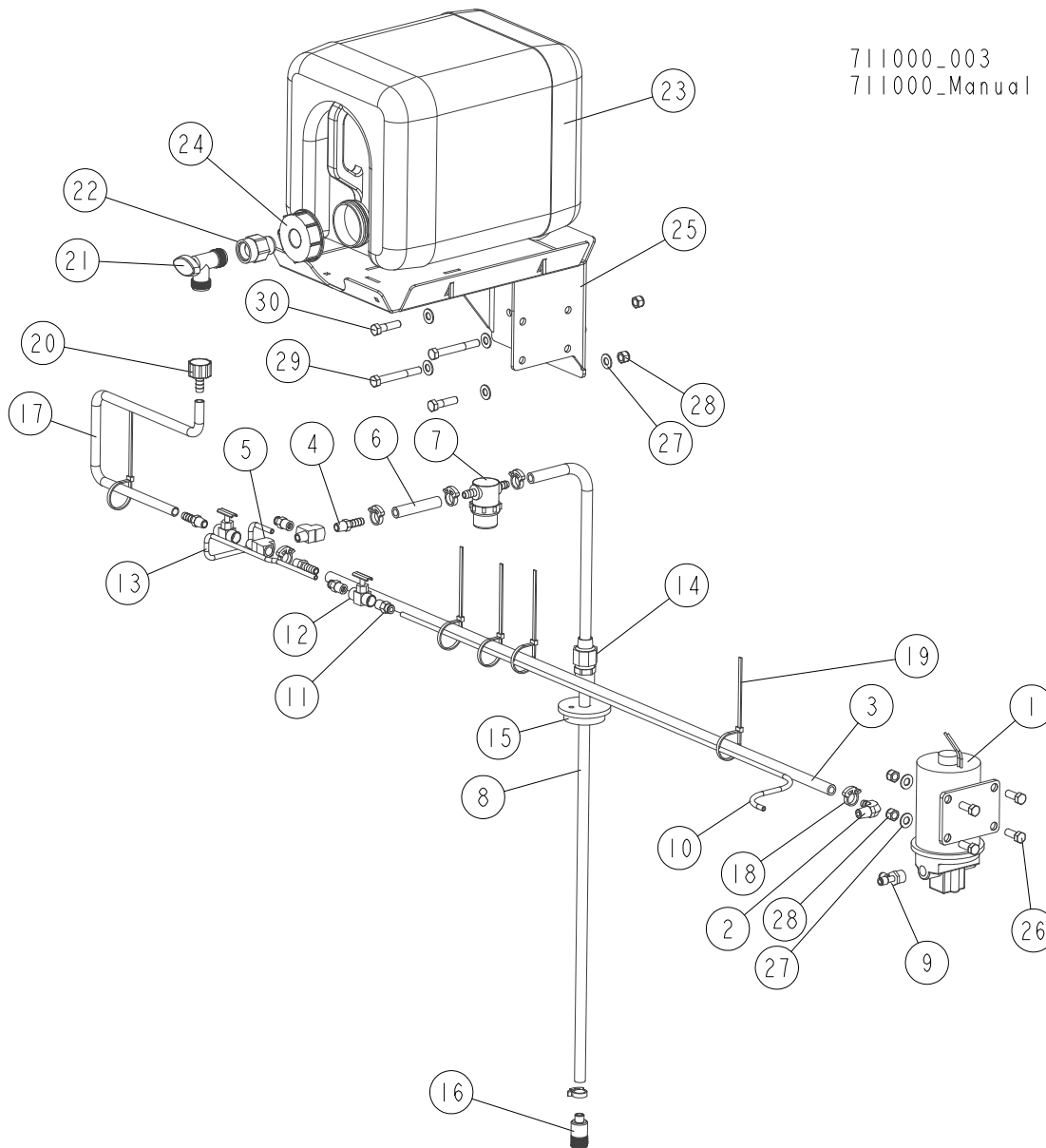
5.1 Blade Lube Assembly



711000_002
711000_Manual

REF.	DESCRIPTION (◆ Indicates Parts Available In Assemblies Only)	PART #	QTY
	Lube System, WM3000	016926	1
1	BARREL, PLASTIC	016784	1
2	CAP, BARREL WITH 1/4 VENT	016786	1
3	PUMP ASSY, LT300 LUBE See Section 5.2	016883	1
4	TUBE, 1/4X100FT CHAIN FLEX PRESSURE	074018	1
5	ASSY, CABLE	025249	1
6	VALVE, 1/4 6PSI CHECK	016827	1

5.2 Lube Pump Assembly



711000_003
711000_Manual

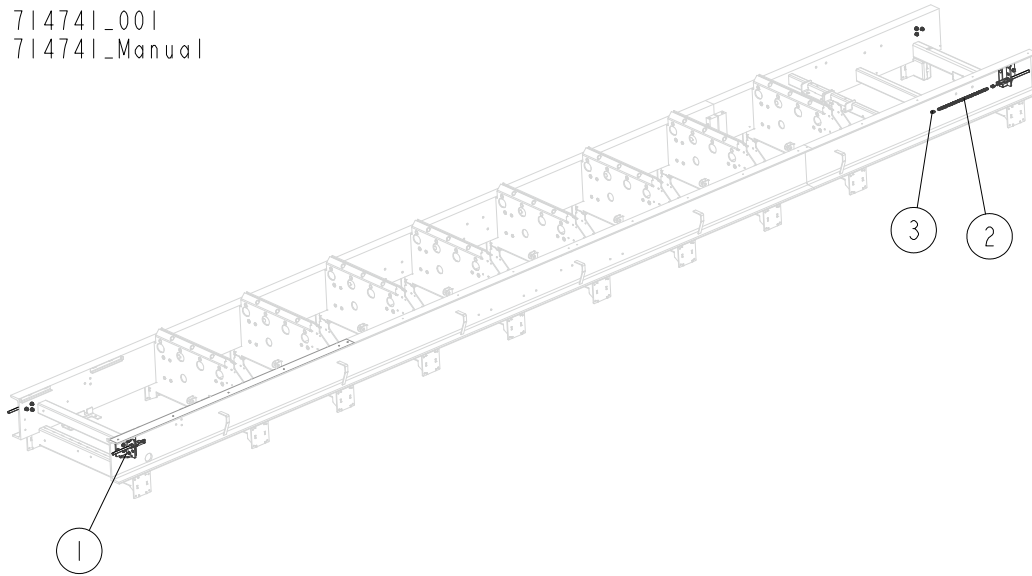
REF.	DESCRIPTION (◆ Indicates Parts Available In Assemblies Only)	PART #	QTY
	Pump Assy, LT300 Lube	016883	1
1	PUMP ASSY, LUBE	050029	1
2	FITTING, 3/8NPT-3/8 ELBOW	P12708	1
3	HOSE, SUCTION 3/8X44	016829	1
4	FITTING, 1/4NPT-3/8 BARB	014685	3
5	FITTING, 1/4 TEE	P05382	2
6	HOSE, SUCTION 3/8X3	038494	1
7	FILTER 38 BARB LUBE	033447	1
8	HOSE, SUCTION 3/8X40	016884	1
9	FITTING, TEE 3/8NPT TO 1/4 TUBE MALE RUN	016961	1
10	HOSE, 1/4X40 PRESSURE	016885	1

REF.	DESCRIPTION (◆ Indicates Parts Available In Assemblies Only)	PART #	QTY
11	FITTING, 1/4" NPT TO 1/4" TUBE STRAIGHT	P20903	3
12	VALVE, NEEDLE 1/4 NPT FEMALE BRASS	051392	2
13	HOSE, 1/4X24 PRESSURE	016886	1
14	COUPLER, 3/4" NPT X 1/2" POLY COMPRESSION	016935	1
15	CAP, BARREL VENT	016785	1
16	VALVE, 3/8" BARB FOOT CHECK	016939	1
17	TUBE, 3/8IDX25 WATER LINE	038495	1
18	CLAMP, SINGLE SNAP GRIP #38	016845	6
19	TIE WRAP, 3/16 X 5 1/2" UV BLACK	F05089-3	5
20	FITTING, 5/8-3/8 HOSE BARB	014113	1
21	VALVE, 5/8 90° MALE SHUTOFF	014100	1
22	FITTING, 3/4FPTX3/4MPT	014636	1
23	BOTTLE, 5 GALLON WATER	014637	1
24	CAP, WATER BOTTLE BUTTRESS THREAD	036745	1
25	TRAY WELDMENT, LUBE SYSTEM	038498	1
26	BOLT, 3/8-16X1 HEX HEAD GRADE 5	F05007-87	4
27	WASHER, 3/8 FLAT ZINC	F05011-3	10
28	NUT, M8 3 HEX NYLON ZINC LOCK	F05010-10	8
29	BOLT, 3/8-16X3 HEX HEAD GRADE 5	F05007-73	2
30	BOLT, 3/8-16X1 1/2 HEX HEAD GRADE 5 ZINC	F05007-78	2

SECTION 6 BED FRAME ASSEMBLY

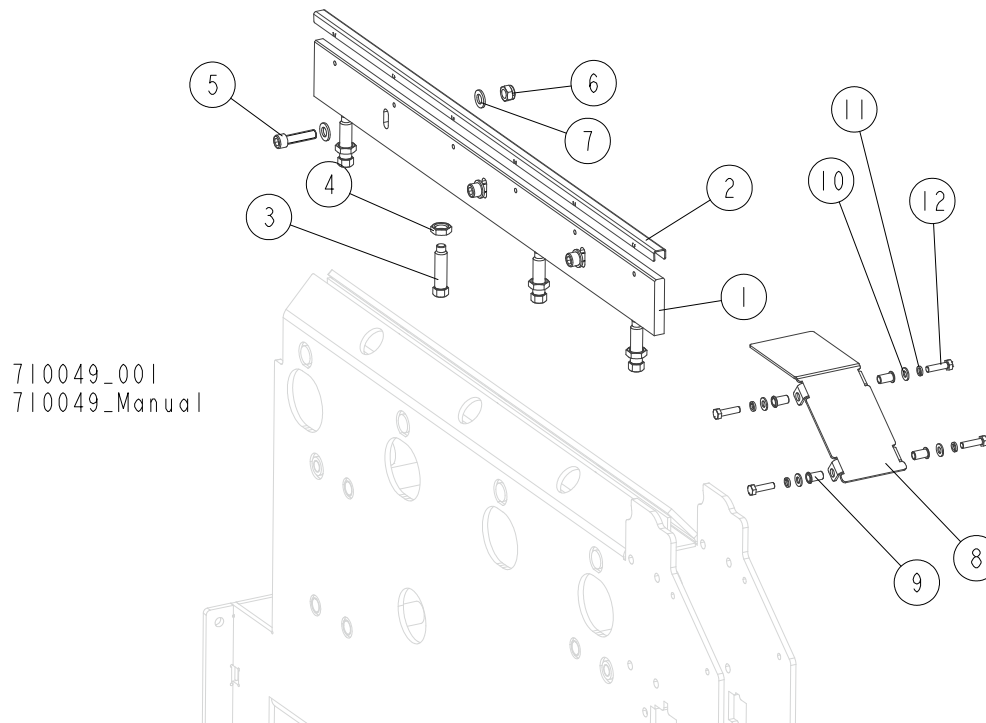
6.1 Power Feed Chain

714741_001
714741_Manual



REF.	DESCRIPTION (◆ Indicates Parts Available in Assemblies Only)	PART #	QTY	
1	STOP ASSEMBLY, MAST See Section 6.10	713083	4	
2	CHAIN, 12B-1 L=10 m, M FRAME	713241	2	
3	LINK, 12B-1PZ MASTER	090713	4	

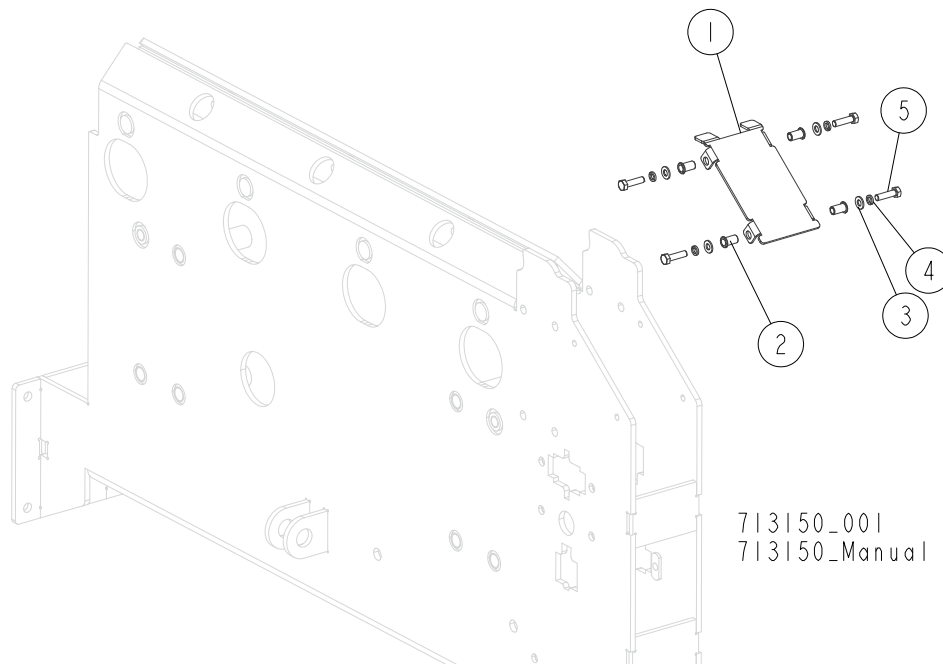
6.2 Bed Rail, WB2000. (710049, 713152)



710049_001
 710049_Manual

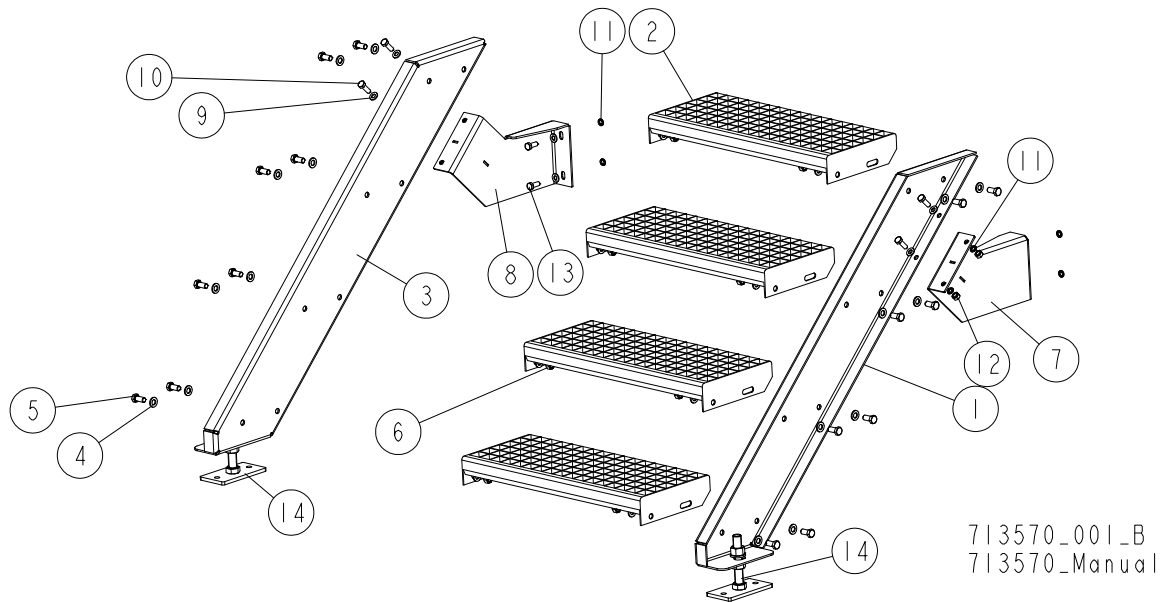
REF.	DESCRIPTION (◆ Indicates Parts Available in Assemblies Only)	PART #	QTY
	RAIL, BED - COMPLETE	710049	1
1	RAIL, WB2000 BED	710331-1	1
2	COVER, WB2000 BED RAIL	710334	1
3	SCREW, M16x60-33H HEX ZINC SET W/FULL DOG POINT	F81006-56	4
4	NUT, M16 8 HEX THIN ZINC	F81036-4	4
5	SCREW, M12X45-8.8 HEX SOCKET HEAD CAP ZINC	F81004-93	3
6	NUT, M12-8 HEX NYLON ZINC LOCK	F81034-2	3
7	WASHER, 13 FLAT ZINC	F81056-1	6
	PLATE, CROSS BEAM COVER - COMPLETE (for bed w/o side support)	713152	1
8	PLATE, CROSS BEAM COVER	713151-1	1
9	NUT M8 1.0-2.5 FTR-Z RIVET ZINC	F81032-9	4
10	WASHER, 8.4 FLAT ZINC	F81054-1	4
11	WASHER, 8.2 SPLIT LOCK ZINC	F81054-4	4
12	BOLT, M8x30-5.8 HEX HEAD FULL THREAD ZINC	F81002-2	4

6.3 WB2000 Cross Beam Cover



REF.	DESCRIPTION (◆ Indicates Parts Available in Assemblies Only)	PART #	QTY	
	COVER, CROSS BEAM - COMPLETE (for bed w/side support)	713150	1	
1	COVER, CROSS BEAM	713149-1	1	
2	NUT, M8 1.0-2.5 FTR-Z RIVET ZINC	F81032-9	4	
3	WASHER, 8.4 FLAT ZINC	F81054-1	4	
4	WASHER, 8.2 SPLIT LOCK ZINC	F81054-4	4	
5	BOLT, M8x30-5.8 HEX HEAD FULL THREAD ZINC	F81002-2	4	

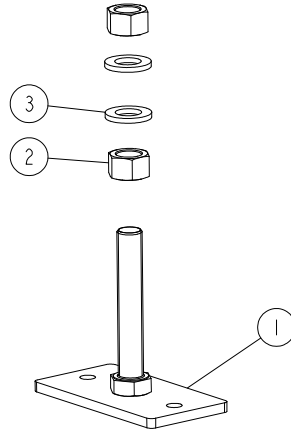
6.4 Ladder Assembly, Inspection Platform



REF.	DESCRIPTION (◆ Indicates Parts Available in Assemblies Only)	PART #	QTY
	LADDER ASSEMBLY	713570	1
1	PLATE WELDMENT, LADDER RIGHT	713567-1	1
2	STEP, LADDER	713569-1	4
3	PLATE WELDMENT, LADDER LEFT	713568-1	1
4	WASHER, 13 FLAT ZINC	F81056-1	32
5	BOLT, M12X25-8.8 HEX HEAD FULL THREAD ZINC	F81004-31	16
6	NUT, M12-8-B HEX ZINC	F81034-1	16
7	BRACKET, LADDER MOUNT (2)	713575-1	1
8	BRACKET, LADDER MOUNT (1)	713574-1	1
9	WASHER, 10.5 FLAT ZINC	F81055-1	16
10	BOLT, M10X30 5.8 HEX HEAD FULL THREAD ZINC	F81003-2	4
11	WASHER, Z 10.2 SPLIT LOCK ZINC	F81055-2	8
12	NUT, M10 8 HEX ZINC	F81033-3	8
13	PLATE, SPACER	713581-1	2
14	BOLT, M10X50-8.8 HEX HEAD FULL THREAD ZINC	F81003-4	4
15	FOOT ASSEMBLY See Section 6.5	514997	2

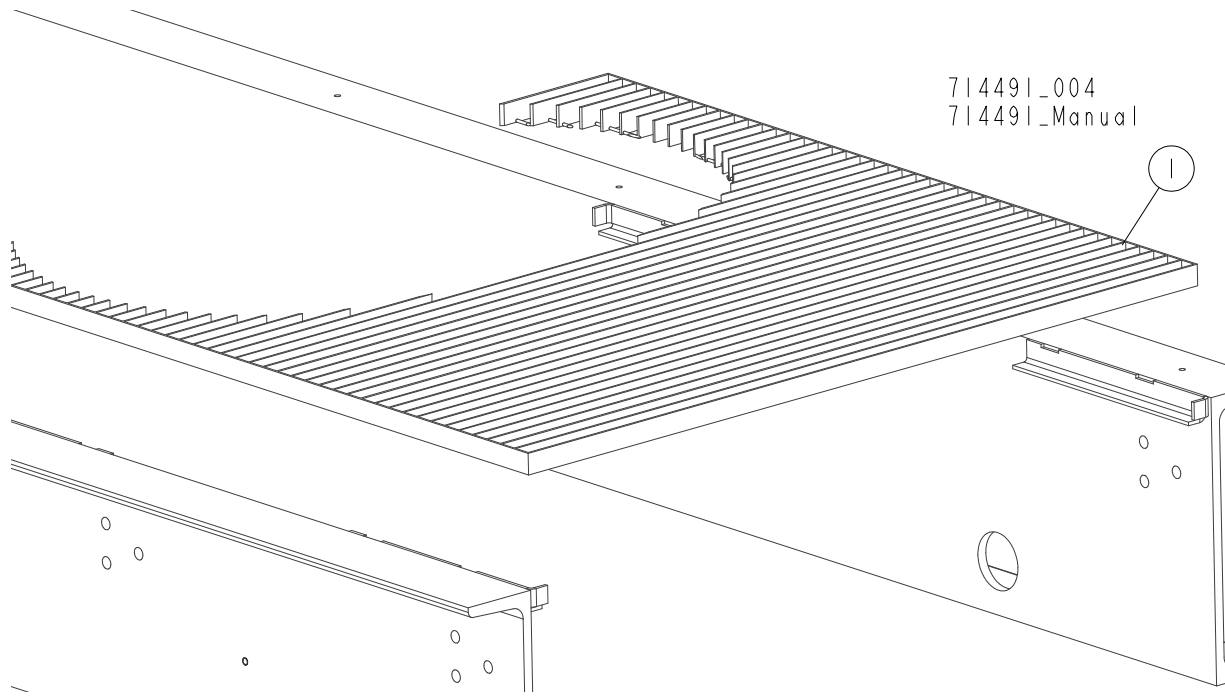
6.5 Foot Assembly, Inspection Platform Ladder

514997_001
514997_MANUAL



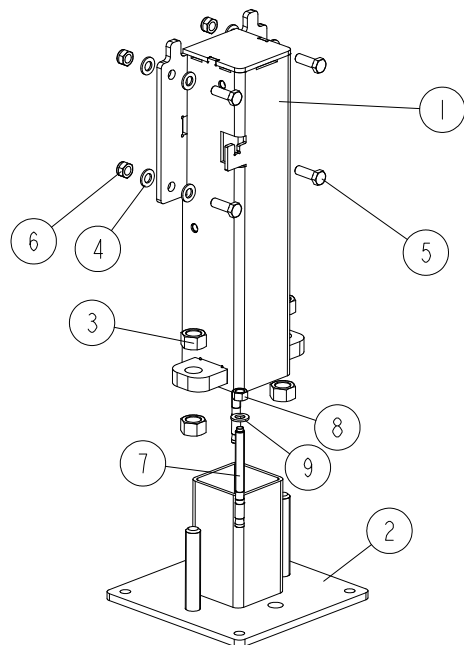
REF.	DESCRIPTION (◆ indicates parts available in assemblies only)	PART #	QTY	
	FOOT, LT15 BED - COMPLETE	514997	1	
1	FOOT WELDMENT, LT15 BED	514996-1	1	
2	NUT, M20-8 HEX ZINC	F81037-1	2	
3	WASHER, 21 FLAT ZINC	F81059-2	2	

6.6 Inspection Platform Grid



REF.	DESCRIPTION (◆ Indicates Parts Available in Assemblies Only)	PART #	QTY	
1	GRID, 1180X1180X30 INSPECTION PLATFORM	710988-1	1	

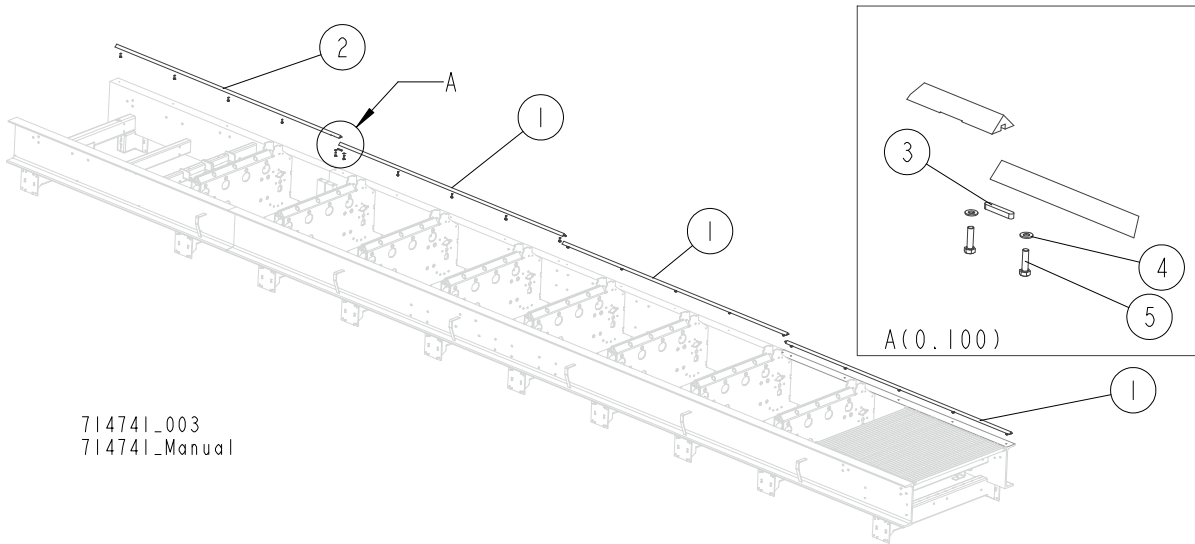
6.7 Leg Assembly



714423_001
 714423_Manual

REF.	DESCRIPTION (◆ Indicates Parts Available in Assemblies Only)	PART #	QTY	
	LEG, BED - COMPLETE	714423	1	
1	LEG, WB2000 BED	714424-1	1	
2	FOOT WELDMENT, BED LEG	510897-1	1	
3	NUT, M20-8 HEX ZINC	F81037-1	4	
4	WASHER, 13 FLAT ZINC	F81056-1	8	
5	BOLT, M12X35 8.8 HEX HEAD FULL THREAD ZINC	F81004-24	4	
6	NUT, M12 8 HEX NYLON ZINC LOCK	F81034-2	4	

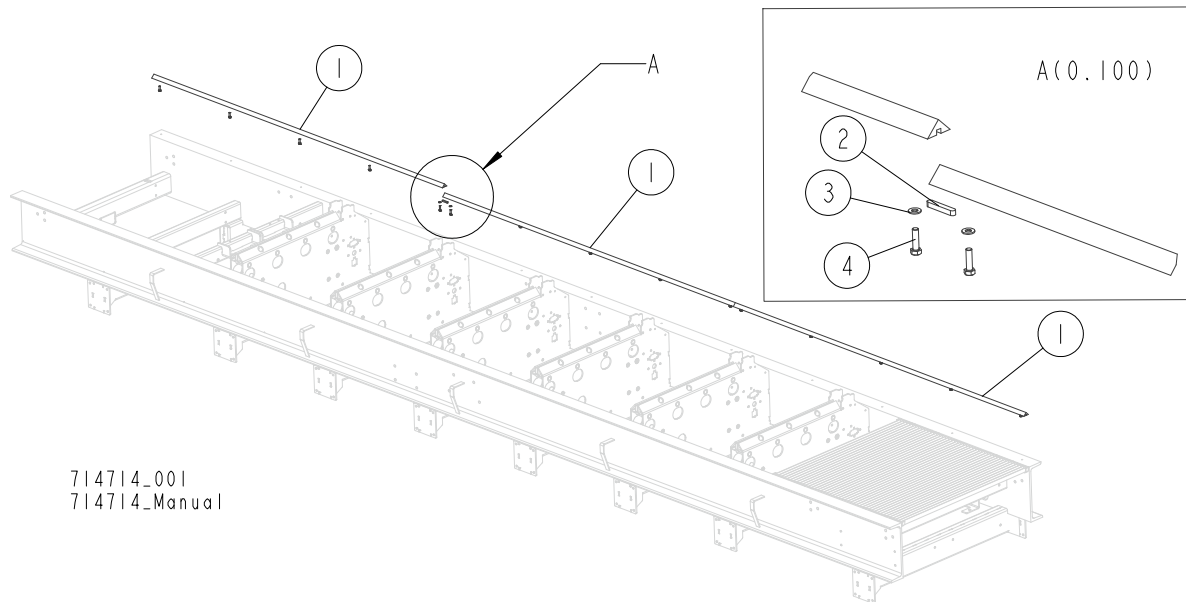
6.8 Angle Set, "M" Bed Frame



714741_003
 714741_Manual

REF.	DESCRIPTION (◆ Indicates Parts Available in Assemblies Only)	PART #	QTY
	ANGLE SET, WB2000 BED	714554	1
1	ANGLE, WB2000 BED	710303	3
2	ANGLE, WB2000 BED	714556	1
3	KEY, A8X7X50 PARALLEL	088563	3
4	WASHER, 8.4 FLAT ZINC	F81054-1	20
5	BOLT, M8X30-5.8-B HEX HEAD FULL THREAD ZINC	F81002-2	20

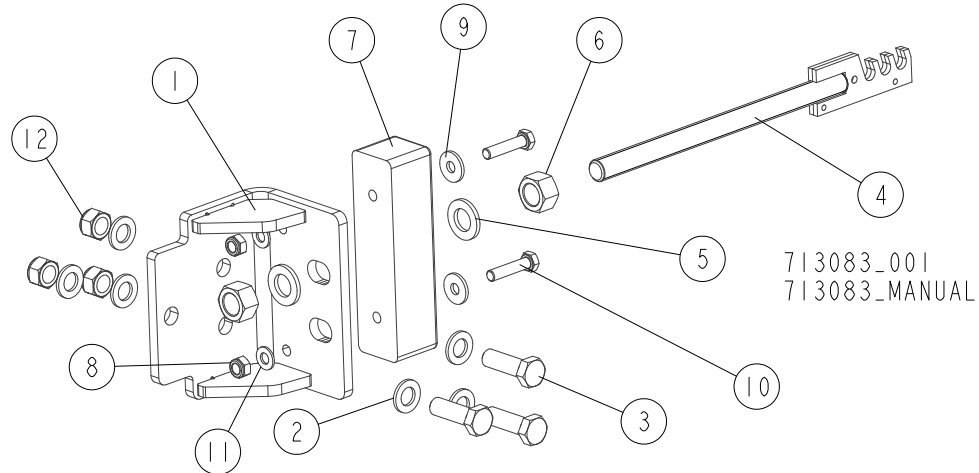
6.9 Angle Set, "S" Bed Frame



714714_001
 714714_Manual

REF.	DESCRIPTION (◆ Indicates Parts Available in Assemblies Only)	PART #	QTY	
	ANGLE SET, WB2000 BED	714665	1	
1	ANGLE, WB2000 BED	714493	3	
2	KEY, A8X7X50 PARALLEL	088563	2	
3	WASHER, 8.4 FLAT ZINC	F81054-1	15	
4	BOLT, M8X30-5.8-B HEX HEAD FULL THREAD ZINC	F81002-2	15	

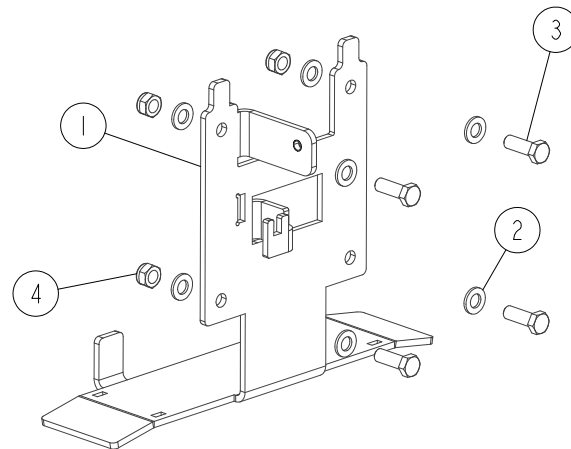
6.10 Mast Stop Assembly



REF.	DESCRIPTION (◆ Indicates Parts Available in Assemblies Only)	PART #	QTY
	STOP ASSEMBLY, MAST	713083	1
1	STOP WELDMENT, MAST	713084-1	1
2	WASHER, 17 SPLIT LOCK ZINC	F81058-1	6
3	BOLT, M16X50-8.8 HEX HEAD FULL THREAD ZINC	F81006-38	3
4	TENSIONER, 12B1 CHAIN	713087-1	1
5	WASHER, 21 FLAT ZINC	F81059-2	2
6	NUT, M20-8 HEX ZINC	F81037-1	2
7	BUMPER, RUBBER	089717	1
8	NUT, M10-8-B HEX NYLON ZINC LOCK	F81033-1	2
9	WASHER, 10.5 SPECIAL FLAT ZINC	F81055-6	2
10	BOLT, M10X45 HEX HEAD FULL THREAD ZINC	F81003-3	2
11	WASHER, 10.5 FLAT ZINC	F81055-1	2
12	NUT, M16-8 HEX NYLON ZINC LOCK	F81036-2	3

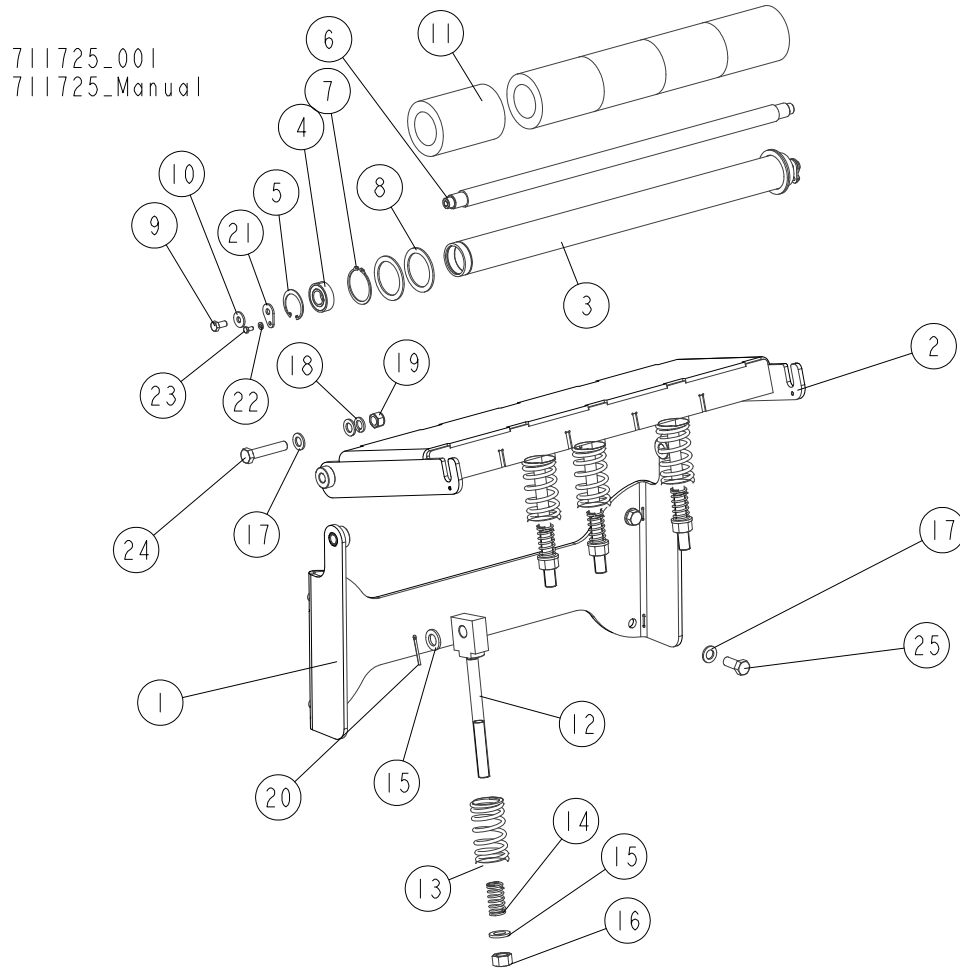
6.11 Hydraulic Hose Hanger

713995_001
713995_Manual



REF.	DESCRIPTION (◆ Indicates Parts Available in Assemblies Only)	PART #	QTY	
	HANGER, HYDRAULIC HOSE - COMPLETE	713995	1	
1	PLATE, HYDRAULIC HOSE HANGER	713905-1	1	
2	WASHER, 13 FLAT ZINC	F81056-1	8	
3	BOLT, M12X35 8.8 HEX HEAD FULL THREAD ZINC	F81004-24	4	
4	NUT, M12 8 HEX NYLON ZINC LOCK	F81034-2	4	

6.12 Board Removal Bumper Assembly

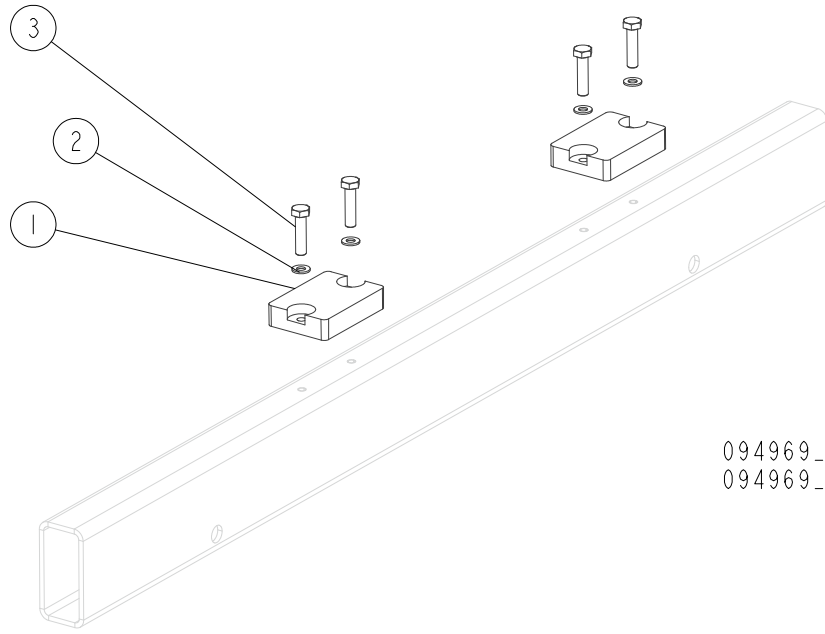


REF.	DESCRIPTION (◆ Indicates Parts Available in Assemblies Only)	PART #	QTY
	BUMPER ASSEMBLY, WB2000 BOARD REMOVAL	711725	1
1	BRACKET WELDMENT, BUMPER PLATE MOUNT	711726-1	1
2	PLATE WELDMENT, BOARD REMOVAL BUMPER	509547-1	1
	ROLLER W/RUBBER BUSHING	514758	1
	ROLLER, LT300	091782-1	1
3	TUBE, ROLLER	091781	1
4	BEARING, 6205 2RS BALL	091804	2
5	RING, W 52 INSIDE RETAINING	091805	2
6	SHAFT, ROLLER	091793	1
7	RING, Z60 OUTSIDE RETAINING	F81090-62	2
8	RING, 61/80X3 SPACER	515895	4
9	BOLT, M10X20-5.8 HEX HEAD FULL THREAD ZINC	F81003-1	2
10	WASHER, 10.5 SPECIAL FLAT ZINC	F81055-6	2
11	ROLLER, RUBBER	517493	5
12	ROD WELDMENT, BUMPER SPRING	510818-1	4
13	SPRING, 110X46X6.5 CUSHION	510815	4
14	SPRING, 60X23X3	088992	4
15	WASHER, 21 FLAT ZINC	F81059-2	8
16	NUT, M20-8 HEX ZINC	F81037-1	4
17	WASHER, 17 SPLIT LOCK ZINC	F81058-1	8

6**BED FRAME ASSEMBLY***Board Removal Bumper Assembly*

REF.	DESCRIPTION (◆ Indicates Parts Available in Assemblies Only)	PART #	QTY	
18	WASHER, 16.3 SPLIT LOCK ZINC	F81058-2	2	
19	NUT, M16-8 HEX NYLON ZINC LOCK	F81036-2	2	
20	PIN, S-ZN-4X45 COTTER	F81043-22	4	
21	WASHER, WM4000 ROLLER MOUNTING	510874-1	2	
22	WASHER, 6.4 FLAT ZINC	F81053-1	2	
23	BOLT, M6X12 8.8 HEX HEAD FULL THREAD ZINC	F81001-7	2	
24	BOLT, M16X80-8.8 HEX HEAD FULL THREAD ZINC	F81006-11	2	
25	BOLT, M16X40-8.8 HEX HEAD FULL THREAD ZINC	F81006-13	4	

6.13 Rubber Bumper

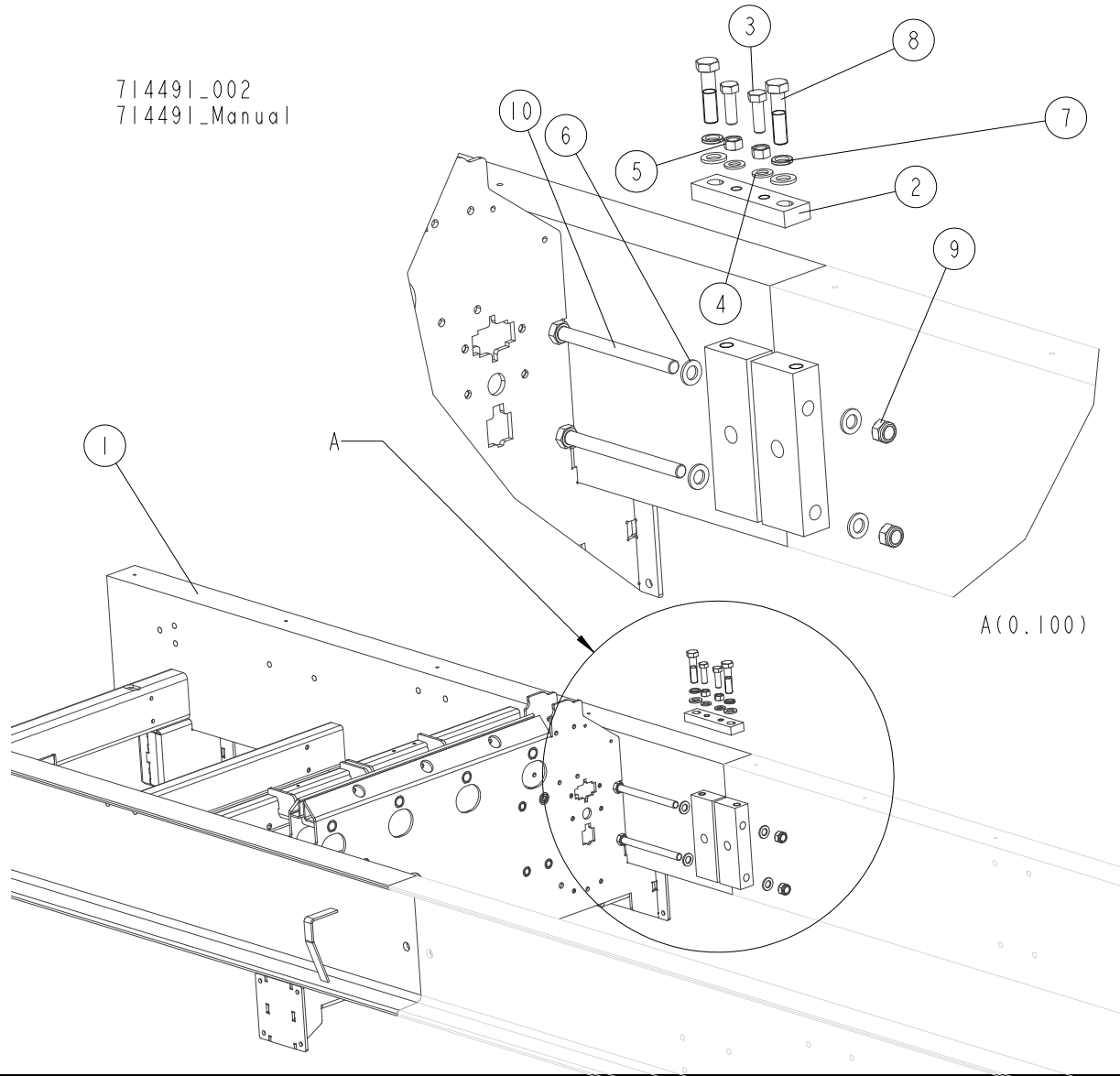


094969_001
 094969_MANUAL

REF.	DESCRIPTION (◆ Indicates Parts Available in Assemblies Only)	PART #	QTY	
1	BUMPER, GRENE 70 3201 0010 RUBBER	094969	2	
2	WASHER, 8.4 FLAT ZINC	F81054-1	4	
3	BOLT, M10X40-8.8 HEX HEAD FULL THREAD ZINC	F81003-16	4	

6.14 Bed Frame Extension Section ("M" Frame Only)

714491_002
714491_Manual



REF.	DESCRIPTION (◆ Indicates Parts Available in Assemblies Only)	PART #	QTY
1	BED SECTION WB2000 M	713910-1 ¹	1
	BED SECTION WB2000 M See Section 6.15	715822 ²	1
	BED SECTION WB2000 M See Section 6.16	715823 ³	1
2	PLATE, FRAME CONNECTING	713956-1	2
3	BOLT, M16X50-8.8-HEX HEAD FULL THREAD ZINC	F81006-7	4
4	WASHER, 17 SPLIT LOCK ZINC	F81058-1	4
5	NUT, M16-8-HEX ZINC	F81036-1	4
6	WASHER, 21 FLAT ZINC	F81059-2	12
7	WASHER, 20.5 SPLIT LOCK ZINC	F81059-1	4
8	BOLT, M20X80-8.8 HEX HEAD FULL THREAD ZINC	F81007-10	4

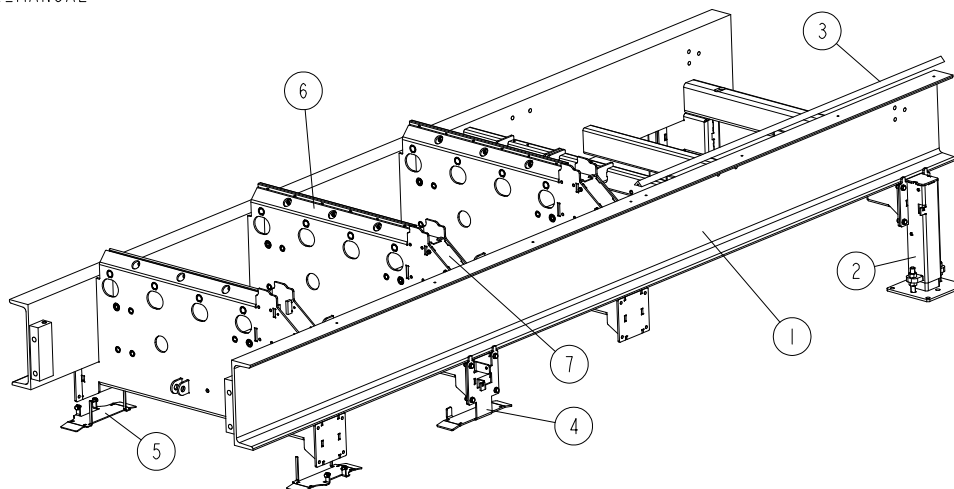
¹ Standard equipment

² WB2000 M + 2m to cutting length

³ WB2000 M + 4m to cutting length

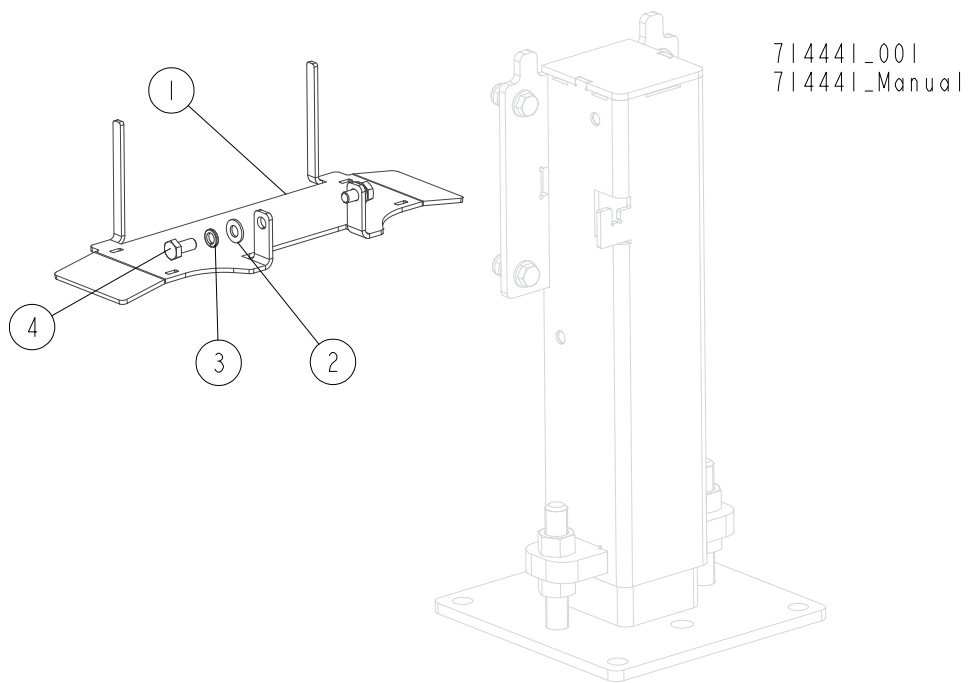
6.15 Bed Frame Extension Assembly M+2

715822_001
 715822_MANUAL



REF.	DESCRIPTION (◆ Indicates Parts Available In Assemblies Only)	PART #	QTY
-	BED FRAME EXTENSION ASSEMBLY M+2	715822	1
1	FRAME, M+2 WB2000 WELDMENT	713915-1	1
2	LEG ASSEMBLY See Section 6.7	714423	2
3	BED, WB2000 ANGLED	715821	1
4	HYDRAULIC HOSE HANGER See Section 6.11	713995	2
5	HYDRAULIC HOSE HANGER See Section 6.16	714441	2
6	BED RAIL ASSEMBLY See Section 6.2	710049	2
7	CROSS BEAM COVER See Section 6.2	713152	2

6.16 Hydraulic Hose Hanger

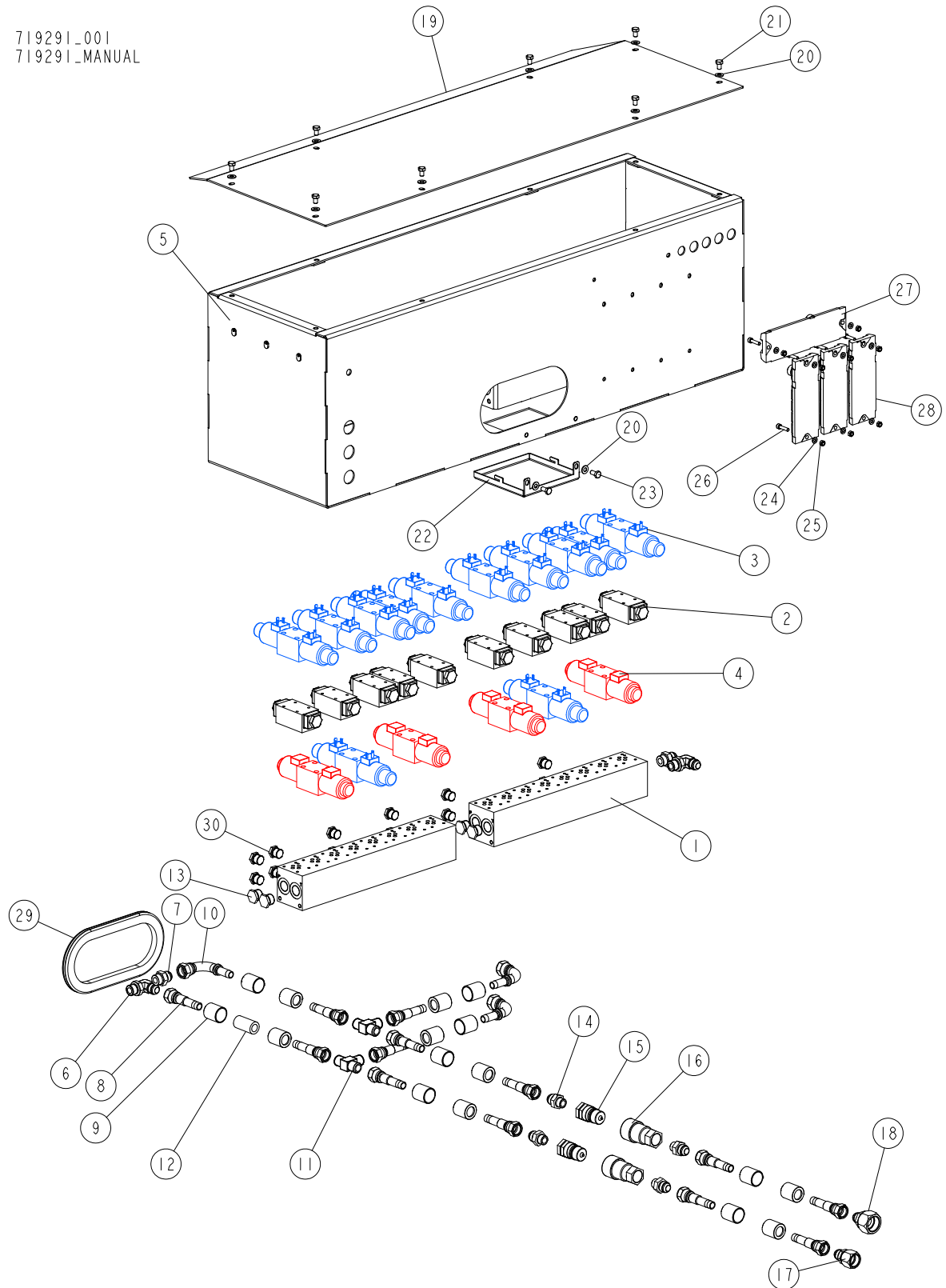


REF.	DESCRIPTION (◆ Indicates Parts Available in Assemblies Only)	PART #	QTY
	BRACKET, HYDRAULIC HOSE HANGER - COMPLETE	714441	1
1	BRACKET, HYDRAULIC HOSE HANGER	714422-1	1
2	WASHER, 10.5 FLAT ZINC	F81055-1	2
3	WASHER, Z 10.2 SPLIT LOCK ZINC	F81055-2	2
4	BOLT, M10X20-5.8 HEX HEAD FULL THREAD ZINC	F81003-1	2

SECTION 7 HYDRAULIC PUMP & HYDRAULIC BOX

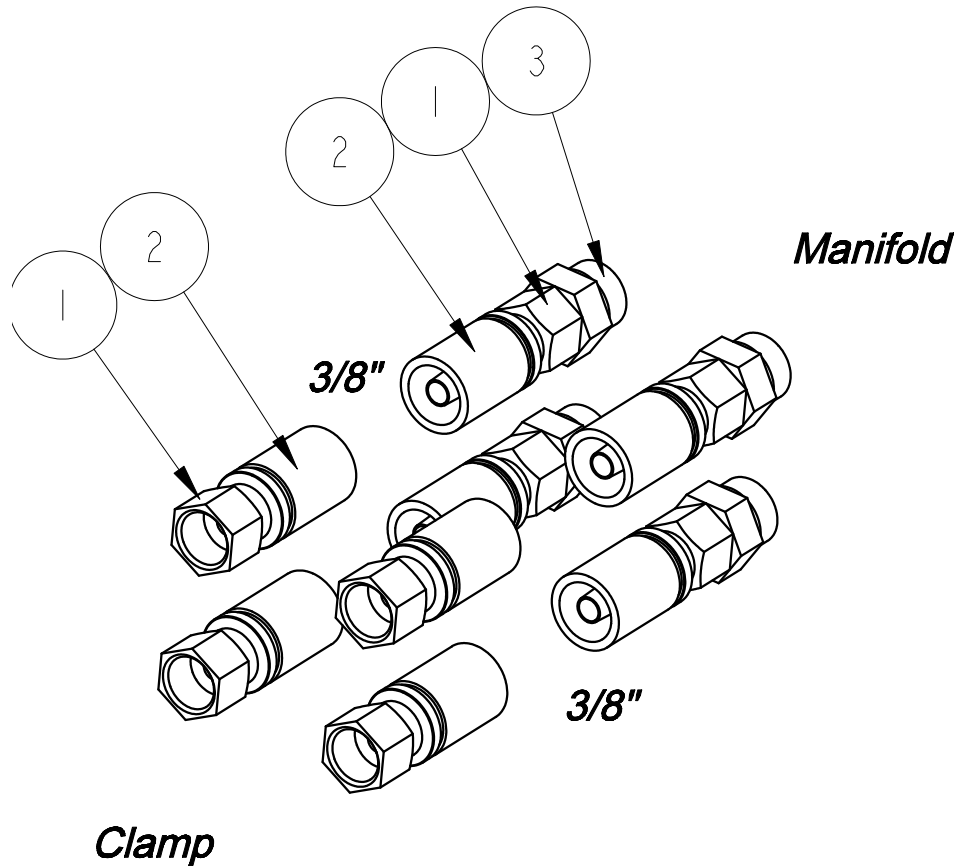
7.1 Hydraulic Set

719291_001
719291_MANUAL



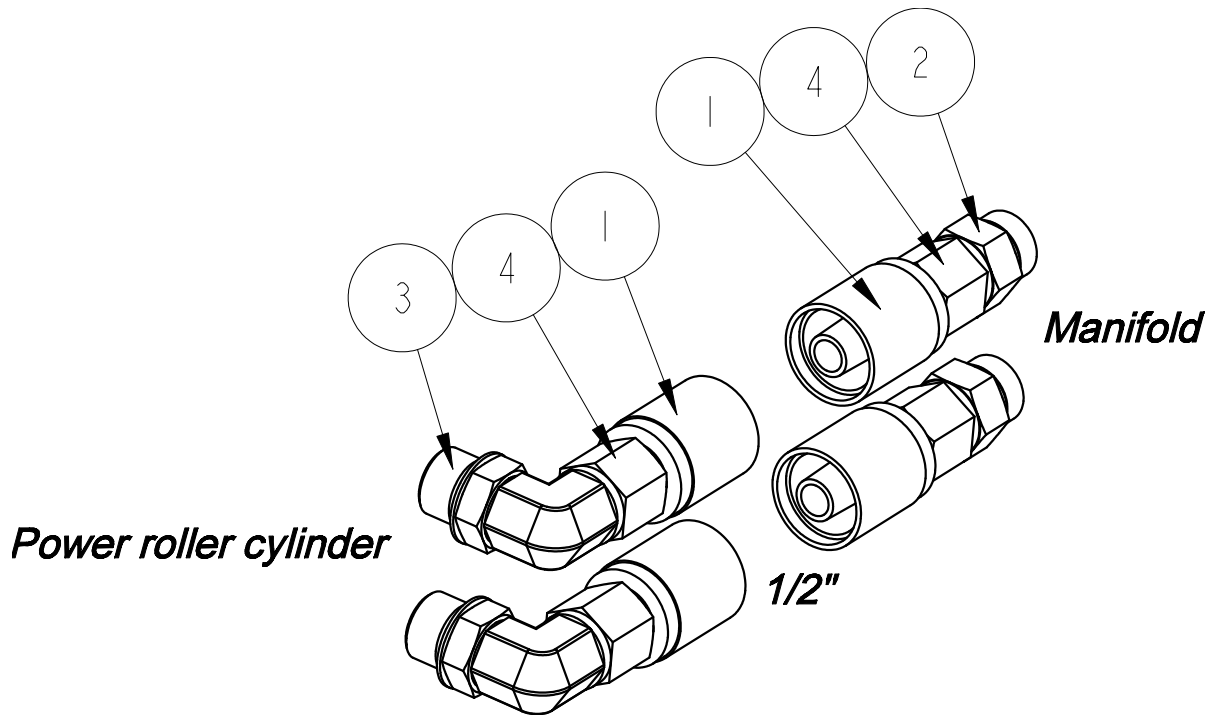
REF	DESCRIPTION (u indicates parts available in assemblies only)	PART #	QTY	
-	HYDRAULIC SET USA	719291	1	
-	VALVE, D03 8-SECTION HYDRAULIC	713398	2	
1	PART, NEW	065938_D03_MANIFOLD	1	
2	VALVE, D03-DPCF1-AB-70 PO CHECK	068272	5	
3	VALVE, D03SD-2F-24D DIRECTIONAL	068266	6	
4	VALVE, D03SD-2B-24D DIRECTIONAL	068267	2	
5	HYDRAULIC BOX, PAINTED	719001-1	1	
6	FITTING 90× 7/8" UNF-7/8" JIC	715612	2	
7	FITTING 7/8" UNF-7/8" JIC	713736	2	
8	FITTING DKJ 16 - 7/8 UNF	713737	13	
9	BUSHING DN16 1/2 SN	713738	16	
10	FITTING DKJ 90 DN16 7/8" UNF	719015	3	
11	FITTING 7/8-14 UNF	714539	2	
12	HOSE DN16 2SN (5/8")	R02137_	1	
13	CAP 7/8-14 UNF Z ORINGIEM	713753	4	
14	FITTING 3/4"BSP - 7/8" UNF	714544	4	
15	FITTING, 3/4" INT. THREAD BSP MALE QUICK	505065	2	
16	FITTING, 3/4" INT. THREAD BSP FEMALE QUI	505064	2	
17	FITTING 1 1/16-12 UNF - 7/8-14 UNF	714545	1	
18	FITTING 1 5/16-12 UNF - 7/8-14 UNF	714546	1	
19	COVER, HYDRAULIC BOX	710927-1	1	
20	WASHER, 8.4 FLAT ZINC	F81054-1	10	
21	BOLT, M8X12-8.8 HEX HEAD FULL THREAD ZIN	F81002-6	8	
22	TRAY, OIL LEAK	710989-1	1	
23	BOLT, M8X16-8.8-B HEX HEAD FULL THREAD Z	F81002-20	2	
24	WASHER, 6.4 FLAT ZINC	F81053-1	8	
25	NUT, M6-8-B HEX NYLON ZINC LOCK	F81031-2	8	
26	SCREW, M6X25-8.8 HEX SOCKET HEAD CAP ZIN	F81001-41	8	
27	NETWORK BLOCK, BALLUFF BNI0050	532584	1	
28	VALVE, 16 IO IIOLINK ACTIVE	532586	3	
29	GROMMET, 230X95X15MM RUBBER	085759	1	
30	CAP 3/4-16 UNF	714549	12	

7.2 Clamp Left-Right And Up-Down



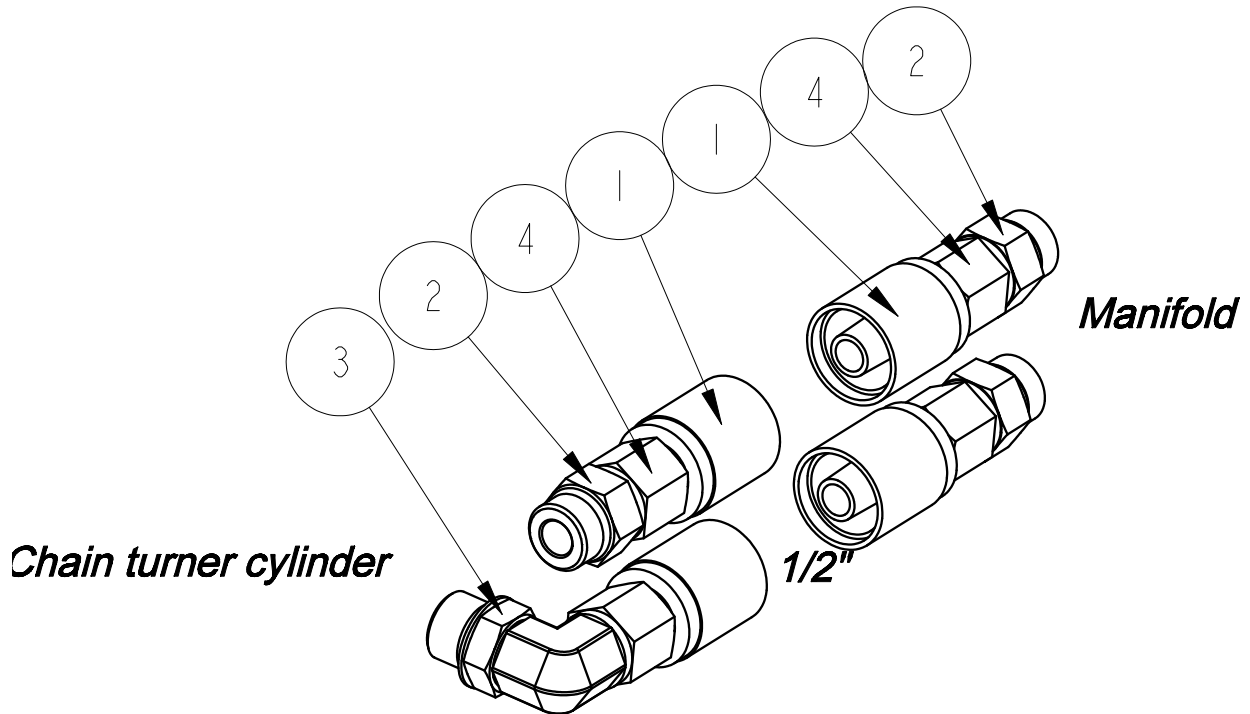
REF	DESCRIPTION (u indicates parts available in assemblies only)	PART #	QTY	
1	NIPPLE JIC 9/18-18 HYDR.	085900	8	
2	CRIMPSOCKET, DN-10 3/8" COMPLETE	096910	8	
3	FITTING, 9/16"UNF MALE JIC/3/4"UNF MAL	505040	4	

7.3 Power Rollers Cylinder



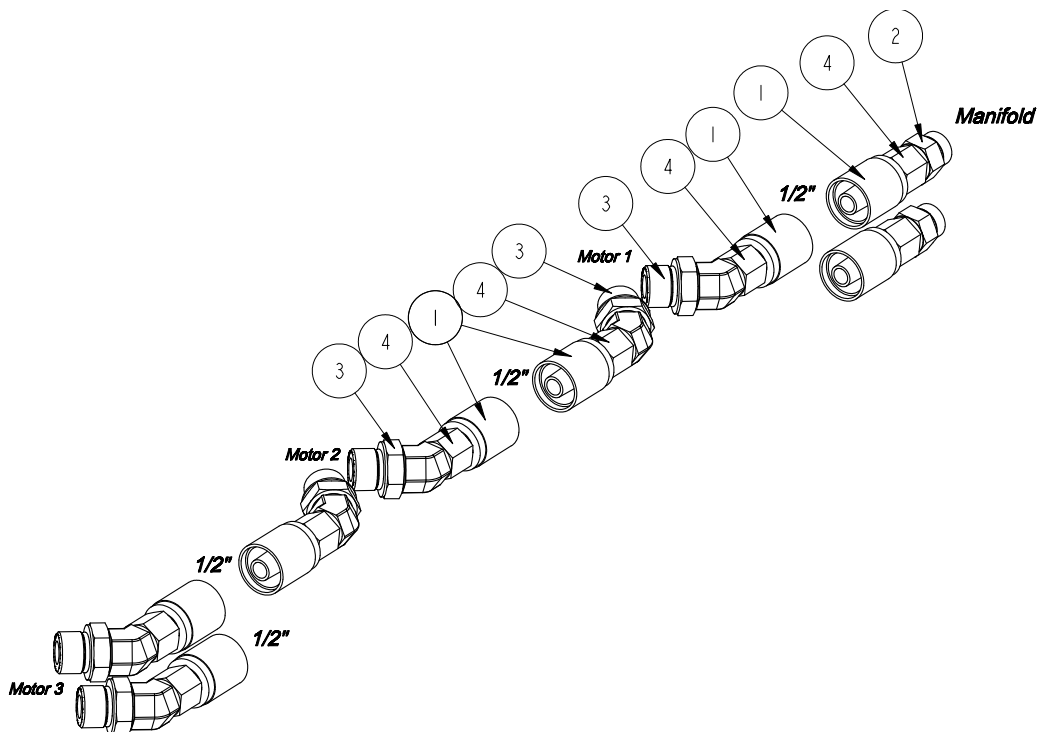
REF	DESCRIPTION (u indicates parts available in assemblies only)	PART #	QTY	
1	CRIMPSOCKET, 1/2"-20 HOSE	094741	4	
2	FITTING 3/4UNF O-RING - 3/4 UNF JIC	714541	2	
3	FITTING 90 3/4-16 UNF - 3/4-16 UNF JIC	714547	2	
4	FITTING DKJ DN13 3/4"-16 UNF	718998	4	

7.4 Chain Turner Cylinder



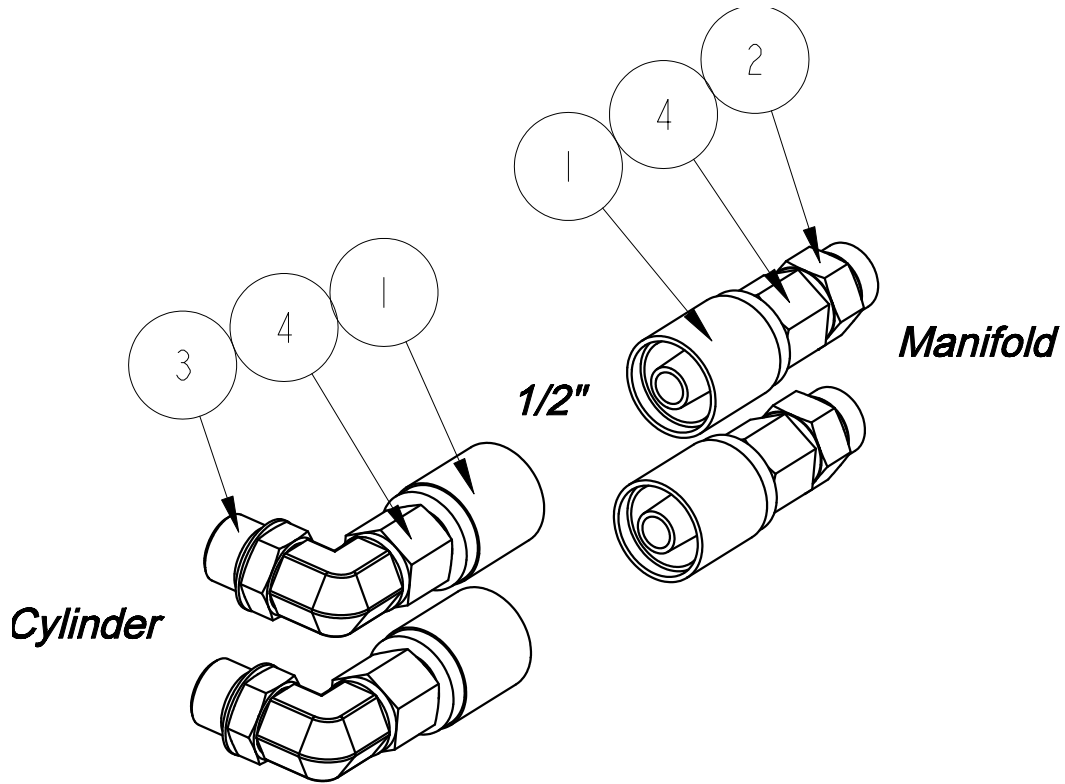
REF	DESCRIPTION (u indicates parts available in assemblies only)	PART #	QTY
1	CRIMPSOCKET, 1/2"-20 HOSE	094741	4
2	FITTING 3/4UNF O-RING - 3/4 UNF JIC	714541	3
3	FITTING 90 3/4-16 UNF - 3/4-16 UNF JIC	714547	1
4	FITTING DKJ DN13 3/4"-16 UNF	718998	4

7.5 Power Rollers Hydraulic Motors Connection



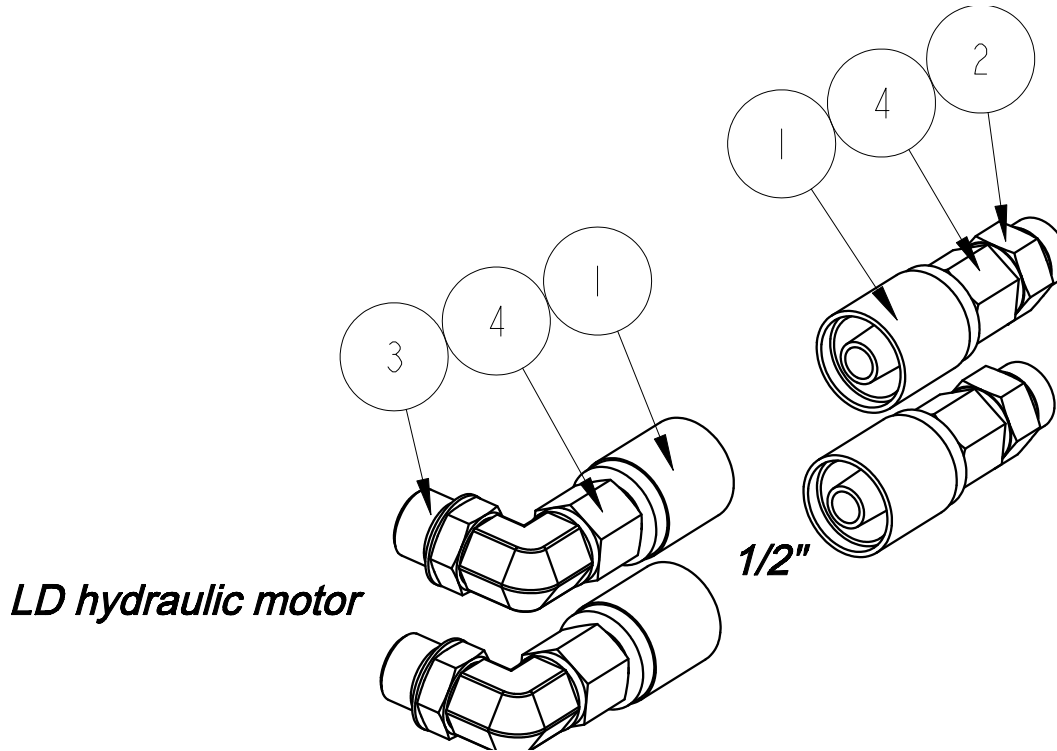
REF	DESCRIPTION (u indicates parts available in assemblies only)	PART #	QTY
1	CRIMPSOCKET, 1/2"-20 HOSE	094741	8
2	FITTING 3/4UNF O-RING - 3/4 UNF JIC	714541	2
3	FITTING 45 7/8 UNF - 3/4 UNF	714543	6
4	FITTING DKJ DN13 3/4"-16 UNF	718998	8

7.6 Side Supports



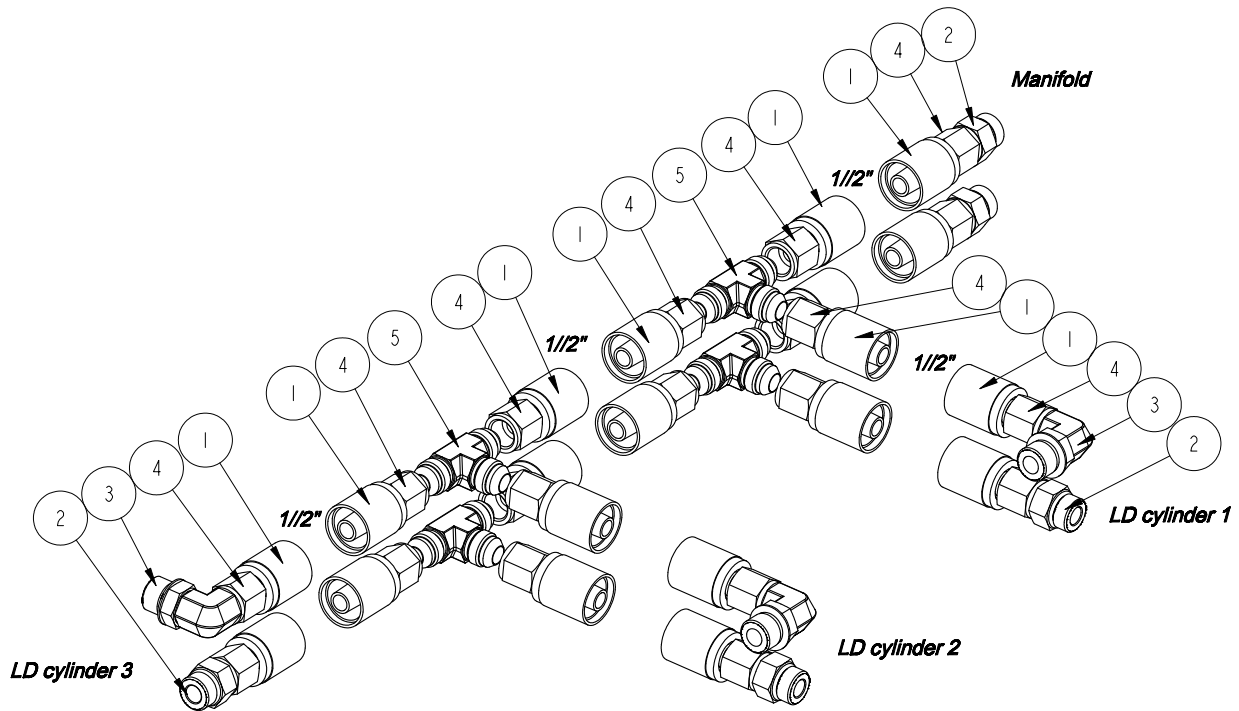
REF	DESCRIPTION (u indicates parts available in assemblies only)	PART #	QTY	
1	CRIMPSOCKET, 1/2"-20 HOSE	094741	4	
2	FITTING 3/4UNF O-RING - 3/4 UNF JIC	714541	2	
3	FITTING 90 3/4-16 UNF - 3/4-16 UNF JIC	714547	2	
4	FITTING DKJ DN13 3/4"-16 UNF	718998	4	

7.7 Loading Deck Hydraulic Motors



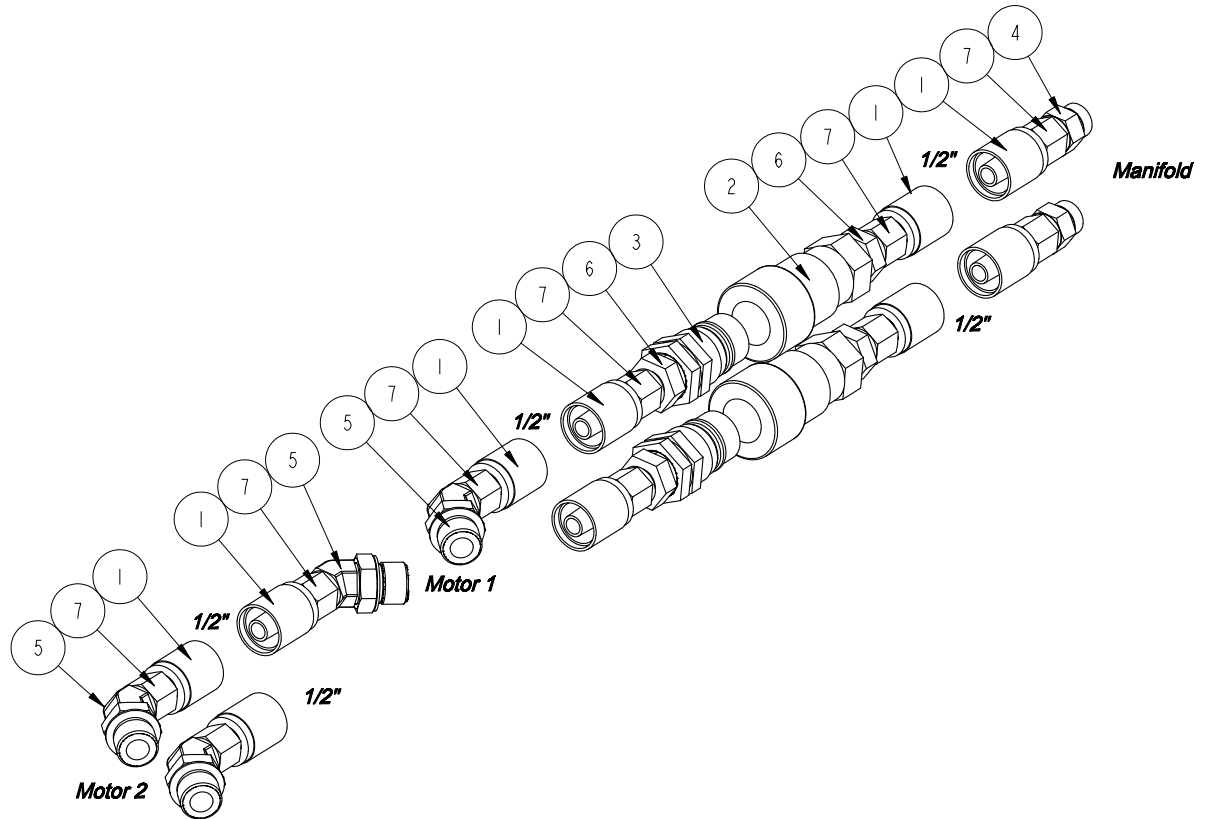
REF	DESCRIPTION (u indicates parts available in assemblies only)	PART #	QTY
1	CRIMPSOCKET, 1/2"-20 HOSE	094741	4
2	FITTING 3/4UNF O-RING - 3/4 UNF JIC	714541	2
3	FITTING 45 7/8 UNF - 3/4 UNF	714543	2
4	FITTING DKJ DN13 3/4"-16 UNF	718998	4

7.8 Loading Deck Cylinders



REF	DESCRIPTION (u indicates parts available in assemblies only)	PART #	QTY
1	CRIMPSOCKET, 1/2"-20 HOSE	094741	20
2	FITTING 3/4UNF O-RING - 3/4 UNF JIC	714541	5
3	FITTING 90 3/4-16 UNF - 3/4-16 UNF JIC	714547	3
4	FITTING DKJ DN13 3/4"-16 UNF	718998	20
5	FITTING BBB JIC 3/4 UNF	719011	4

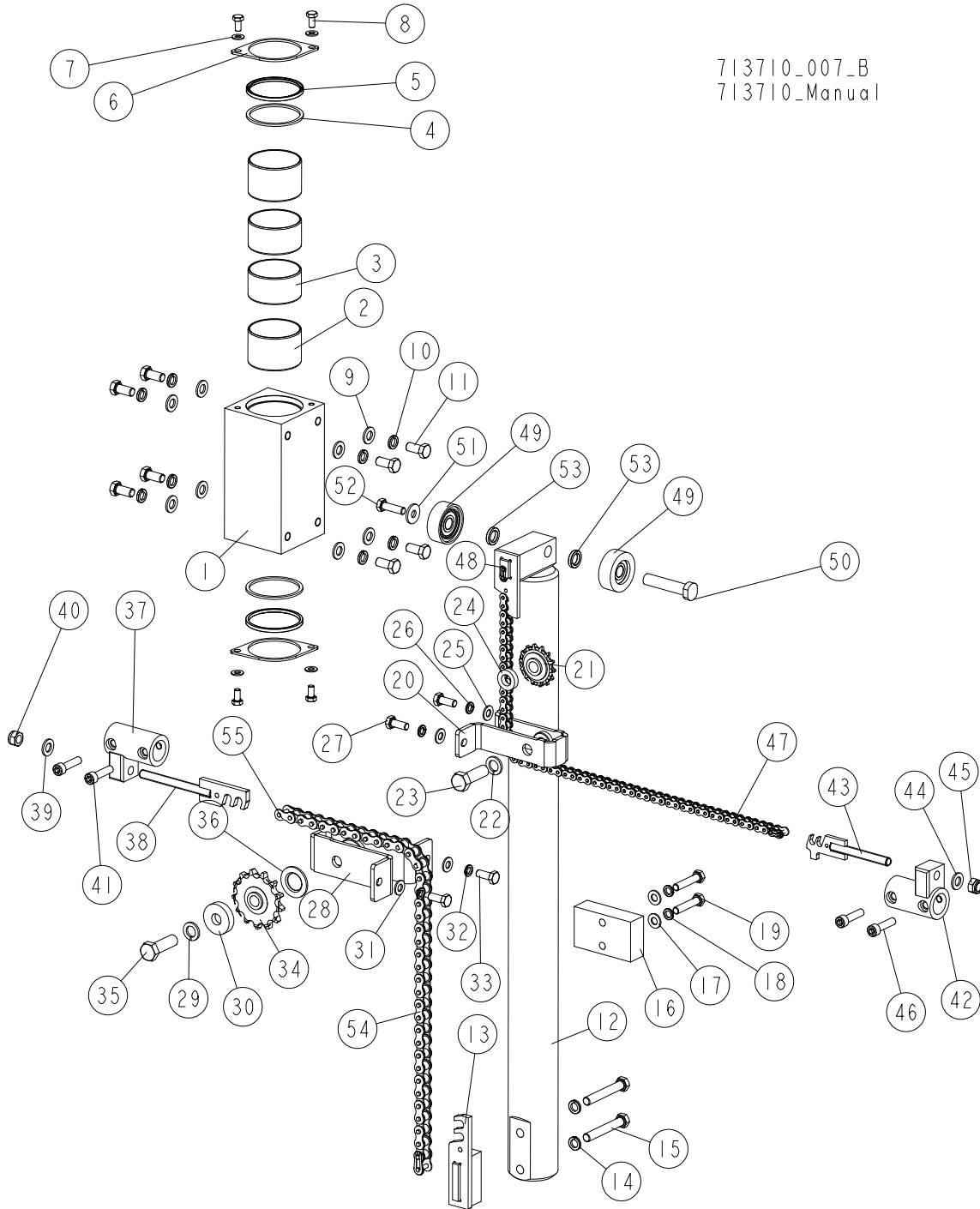
7.9 Chain Turners Hydraulic Motors



REF	DESCRIPTION (u indicates parts available in assemblies only)	PART #	QTY
1	CRIMPSOCKET, 1/2"-20 HOSE	094741	10
2	FITTING, 3/4" INT. THREAD BSP FEMALE QUI	505064	2
3	FITTING, 3/4" INT. THREAD BSP MALE QUICK	505065	2
4	FITTING 3/4UNF O-RING - 3/4 UNF JIC	714541	2
5	FITTING 45 7/8 UNF - 3/4 UNF	714543	4
6	FITTING 3/4"BSP - 3/4" UNF	714553	4
7	FITTING DKJ DN13 3/4"-16 UNF	718998	10

SECTION 8 HYDRAULIC KITS

8.1 Log Side Support



713710_007_B
713710_Manual

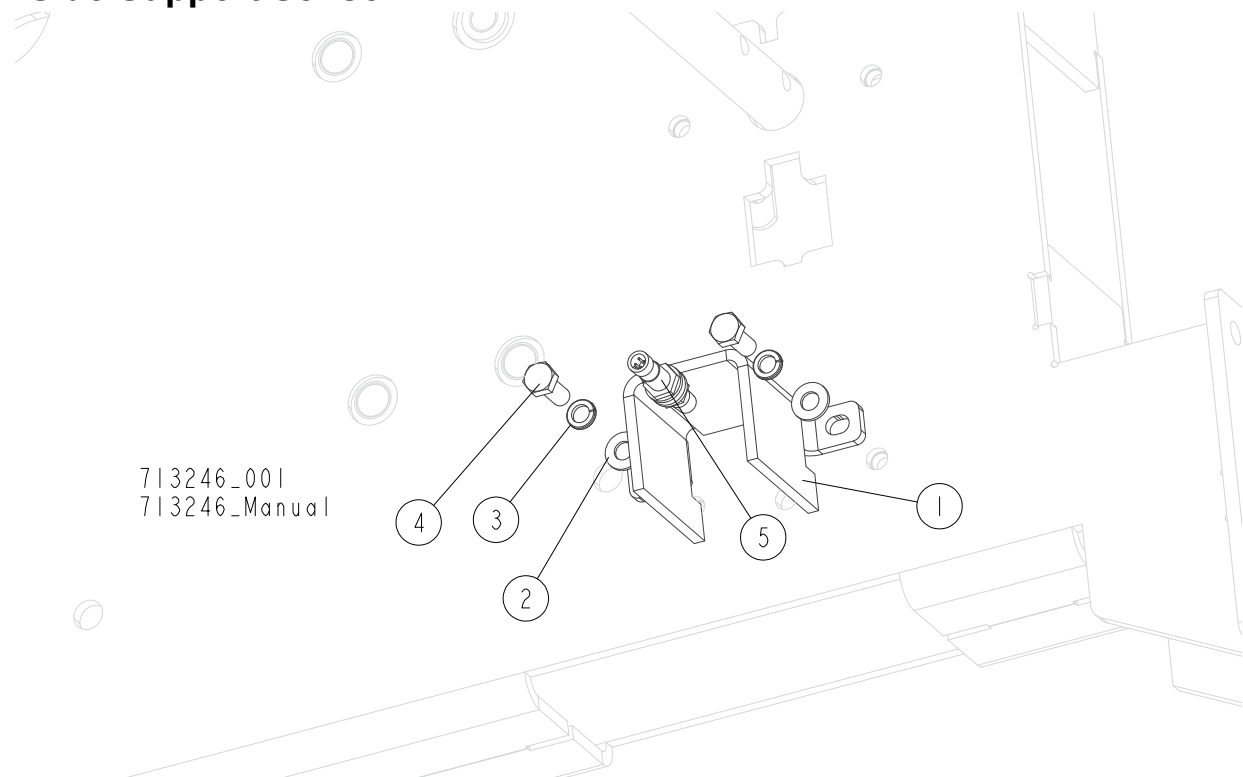
REF.	DESCRIPTION (◆ Indicates Parts Available in Assemblies Only)	PART #	QTY
	SUPPORT, SIDE - COMPLETE	713114	1
	BLOCK, SIDE SUPPORT GUIDE - COMPLETE	713108	1
	BLOCK, SIDE SUPPORT GUIDE W/BUSHINGS	713107-1	1
1	BLOCK, SIDE SUPPORT GUIDE	713146	1
2	BUSHING, 7050BS SELF-LUBRICATING	713131	2
3	BUSHING, 7040BS SELF-LUBRICATING	713130	2



REF.	DESCRIPTION (◆ Indicates Parts Available in Assemblies Only)	PART #	QTY
4	WASHER, 71/80-3	713133	2
5	WIPER, ZZ 70X80X5/7 NBR	713134	2
6	PLATE, COVER	713132-1	2
7	WASHER, 8.4 FLAT ZINC	F81054-1	4
8	BOLT, M8X16-8.8-B HEX HEAD FULL THREAD ZINC	F81002-20	4
9	WASHER, 13 FLAT ZINC	F81056-1	8
10	WASHER, Z12.2 SPLIT LOCK ZINC	F81056-2	8
11	BOLT, M12X30 8.8 HEX HEAD FULL THREAD ZINC	F81004-22	8
12	SUPPORT WELDMENT, SIDE	711965-1	1
13	BRACKET, CHAIN	714767-1	1
14	WASHER, Z12.2 SPLIT LOCK ZINC	F81056-2	2
15	BOLT, M12X80-8.8 HEX HEAD ZINC	F81004-46	2
16	BLOCK, SIDE SUPPORT POLYAMIDE	713106	1
17	WASHER, 10.5 FLAT ZINC	F81055-1	2
18	WASHER, Z 10.2 SPLIT LOCK ZINC	F81055-2	2
19	BOLT, M10X50-8.8 HEX HEAD FULL THREAD ZINC	F81003-4	2
	SPROCKET ASSEMBLY	711976	1
20	BRACKET WELDMENT, LEFT SPROCKET MOUNT	713099-1	1
21	SPROCKET, 08B Z=14	711991	1
22	WASHER, 16.3 SPLIT LOCK ZINC	F81058-2	1
23	BOLT, M16X50-8.8 HEX HEAD FULL THREAD ZINC	F81006-38	1
24	WASHER, 16.5/30-6 ZINC-PLATED	711977-1	1
25	WASHER, 10.5 FLAT ZINC	F81055-1	2
26	WASHER, Z 10.2 SPLIT LOCK ZINC	F81055-2	2
27	BOLT, M10X25 8.8 HEX HEAD FULL THREAD ZINC	F81003-11	2
	SPROCKET ASSEMBLY	714758	1
28	BRACKET, LEFT SPROCKET MOUNT	714759-1	1
29	WASHER, 16.3 SPLIT LOCK ZINC	F81058-2	1
30	BUSHING, ZINC-PLATED SPECIAL	714776-1	1
31	WASHER, 10.5 FLAT ZINC	F81055-1	2
32	WASHER, Z 10.2 SPLIT LOCK ZINC	F81055-2	2
33	BOLT, M10X25 8.8 HEX HEAD FULL THREAD ZINC	F81003-11	2
34	SPROCKET, 12B1 Z=13	713045	1
35	BOLT, M16X50-8.8 HEX HEAD FULL THREAD ZINC	F81006-38	1
36	WASHER, 26X45X3	714775	1
	TENSIONER, CHAIN - COMPLETE	714762	1
37	BRACKET WELDMENT, CHAIN TENSIONER	713094-1	1
38	TENSIONER, 12B CHAIN	714764-1	1
39	WASHER, 13 FLAT ZINC	F81056-1	1
40	NUT, M12 8 HEX NYLON ZINC LOCK	F81034-2	1
41	SCREW, M10X40-8.8 HEX SOCKET HEAD CAP ZINC	F81003-22	2
	TENSIONER ASSEMBLY, CHAIN	711984	1
42	BRACKET WELDMENT, CHAIN TENSIONER	713094-1	1
43	TENSIONER, CHAIN	711641-1	1
44	WASHER, 13 FLAT ZINC	F81056-1	1
45	NUT, M12 8 HEX NYLON ZINC LOCK	F81034-2	1
46	SCREW, M10X40-8.8 HEX SOCKET HEAD CAP ZINC	F81003-22	2
47	CHAIN, 08B-1, L=710.5MM IWIS	713637	1

REF.	DESCRIPTION (◆ Indicates Parts Available in Assemblies Only)	PART #	QTY	
48	LINK, 08B-1PZ MASTER	091625	2	
49	ROLLER, SIDE SUPPORT	015014-1	2	
50	BOLT, WB2000 SIDE SUPPORT	714661-1	1	
51	WASHER, 10.5 SPECIAL FLAT ZINC	F81055-6	1	
52	BOLT, M10X35 8.8 HEX HEAD FULL THREAD ZINC	F81003-17	1	
53	BUSHING	095937-1	2	
54	CHAIN, 12B-1 L=680MM	714761	1	
55	LINK, 12B-1PZ MASTER	090713	2	

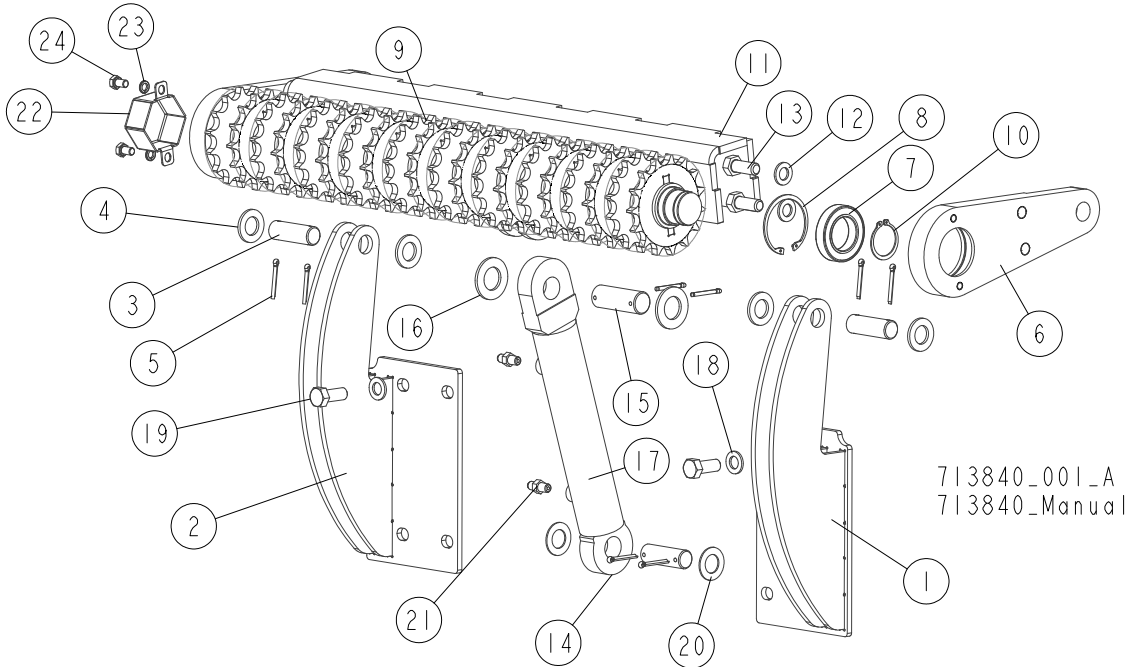
8.2 Side Support Sensor



REF.	DESCRIPTION (◆ Indicates Parts Available in Assemblies Only)	PART #	QTY
	SENSOR, SIDE SUPPORT - COMPLETE	713246 ¹	1
1	GUARD, SIDE SUPPORT SENSOR	713218-1	1
2	WASHER, 10.5 FLAT ZINC	F81055-1	2
3	WASHER, Z 10.2 SPLIT LOCK ZINC	F81055-2	2
4	BOLT, M10X25 8.8 HEX HEAD FULL THREAD ZINC	F81003-11	2
5	SENSOR, BES M12MG-PSC80F-S04G INDUCTIVE	093168	1

¹ Not in the EC version

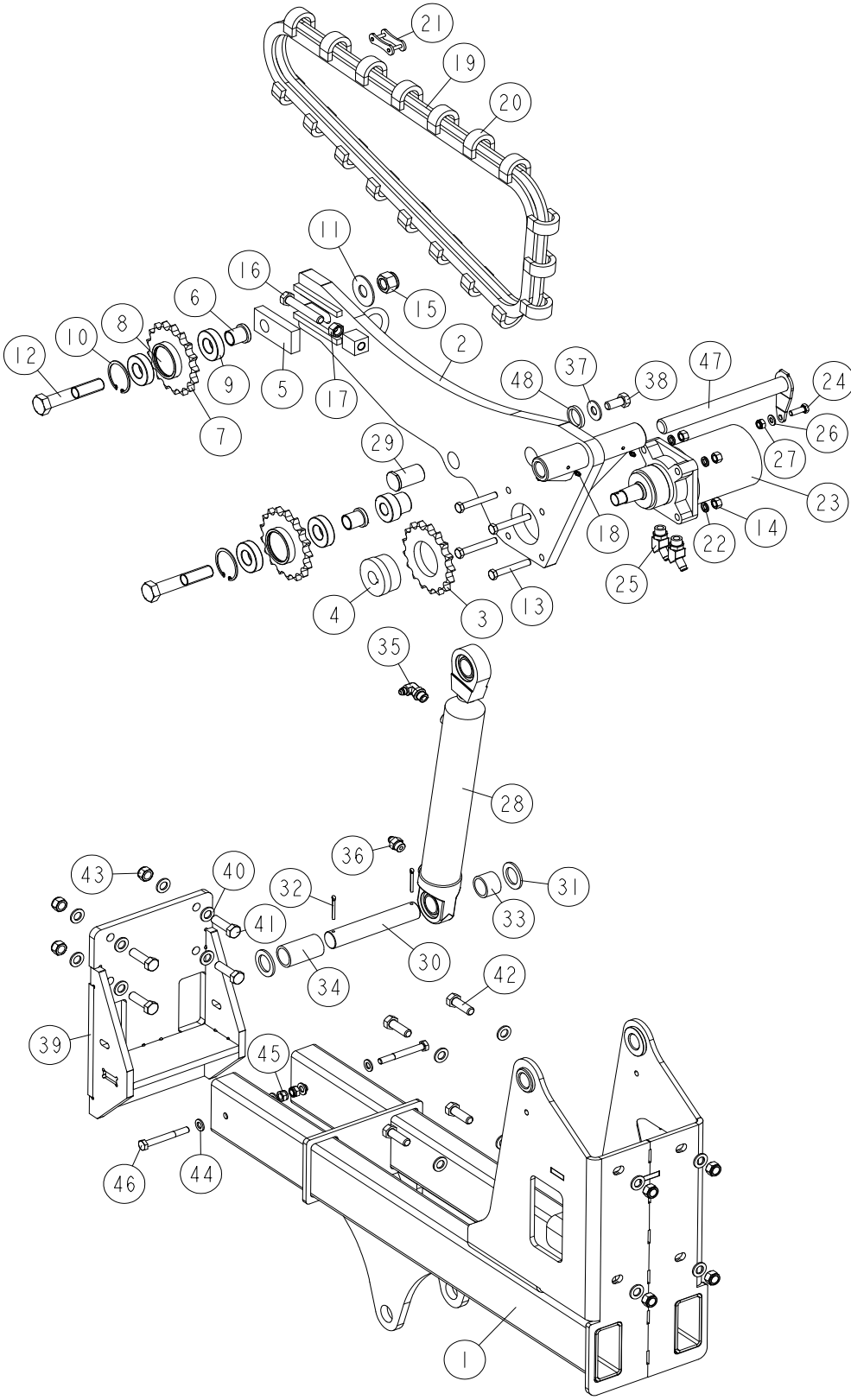
8.3 Log Levelling Roller



REF.	DESCRIPTION (◆ Indicates Parts Available in Assemblies Only)	PART #	QTY
	ROLLER, LOG LEVELLING	713840	1
1	MOUNT WELDMENT, RIGHT	710531-1	1
2	MOUNT WELDMENT, LEFT	710749-1	1
3	PIN, 24.9X75 ZINC-PLATED	088659-1	3
4	WASHER, 25 ZINC-PLATED	F81061-3	4
5	PIN, S-FE 5X40 COTTER	F81043-31	8
	ARM, LOG LEVELLING ROLLER - COMPLETE	713841	1
	BRACKET WELDMENT, LOG LEVELLING ROLLER	710747	2
6	BRACKET, ROLLER	710746-1	1
7	BEARING, 6009.2RSR (FAG) ROLLING	096025	1
8	RING, W 75 INSIDE RETAINING	F81090-41	1
9	ROLLER, DRIVEN LOG LEVELLING - COMPLETE	710716-1	1
10	RING, Z 45 OUTSIDE RETAINING	F81090-32	2
11	MOUNT WELDMENT, CYLINDER	713842-1	1
12	WASHER, 17 SPLIT LOCK ZINC	F81058-1	4
13	BOLT, M16X40-8.8 HEX HEAD FULL THREAD ZINC	F81006-13	4
14	CYLINDER, CJ-S579-16-50/28/145 HYDRAULIC PISTON	713535	1
15	PIN, 30X83	710799-1	1
16	WASHER, 31 FLAT ZINC	F81061-9	2
17	BUSHING, 25/30-30 ZINC-PLATED	710974-1	1
18	WASHER, 17 SPLIT LOCK ZINC	F81058-1	2
19	BOLT, M16X40-8.8 HEX HEAD FULL THREAD ZINC	F81006-13	2
20	WASHER, 25.1X44X2	711319	2
21	FITTING, 1/4NPTX1/4JIC MALE	P09143	2
22	GUARD	714626-1	1
23	WASHER, 10.2 SPLIT LOCK ZINC	F81055-2	2
24	BOLT, M10x16-8.8 HEX HEAD FULL THREAD ZINC	F81003-13	2

8.4 Chain Log Turner. 719989

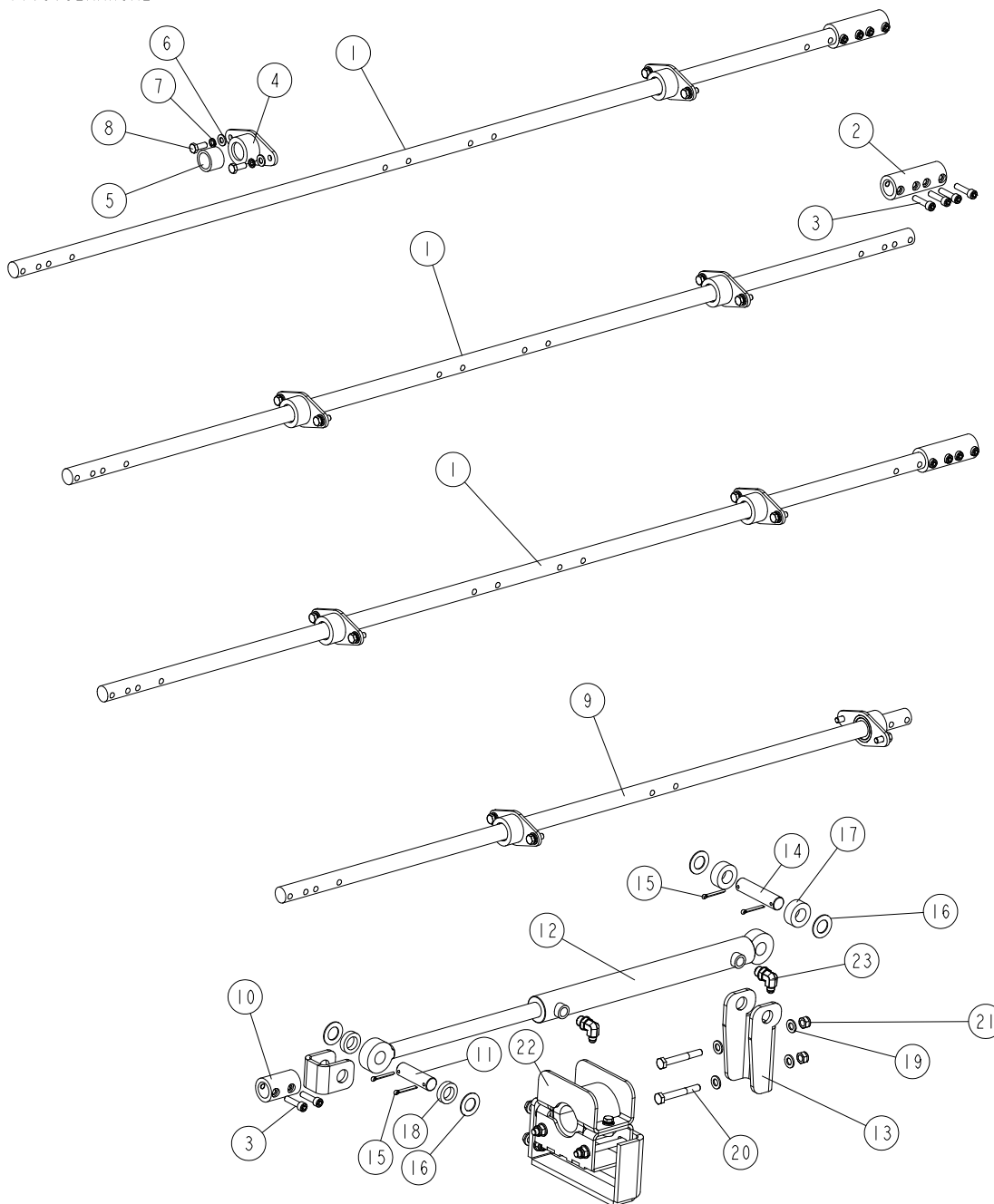
719989_001
719989



REF.	DESCRIPTION (◆ indicates parts available in assemblies only)	PART #	QTY	
-	TURNER, WB2000 CHAIN - COMPLETE	719989	1	
1	MOUNT WELDMENT, CHAIN TURNER	719990-1	1	
-	TURNER, WB2000 CHAIN	710490	1	
2	ARM WELDMENT, CHAIN LOG TURNER	710495-1	1	
-	SPROCKET, LOG TURNER	092339	1	
3	SPROCKET, A17X1"	093287	1	
4	BUSHING, LOG TURNER SPROCKET	093293	1	
5	PLATE, CHAIN TENSION	095664-1	1	
6	BUSHING, LOG TURNER	095663-1	2	
-	SPROCKET, COMPLETE	092399	2	
-	SPROCKET W/HUB	093290	1	
7	SPROCKET, A17X1"	093287	1	
8	HUB, SPROCKET	093288	1	
9	BEARING, 6206 25 IN IDLER	093292	2	
10	RING, 62W INSIDE RETAINING	F81090-1	1	
11	WASHER, 25X63 ZINC-PLATED	088585-1	1	
12	BOLT, M24X130 PN-EN 24014 HEX HEAD	F81009-4	2	
13	BOLT, M12X80-8.8 HEX HEAD ZINC	F81004-46	4	
14	NUT, M12-8-B HEX ZINC	F81034-1	4	
15	NUT, M24-8-AZ PN-EN ISO 7040 HEX NYLON ZINC LOCK	F81039-8	2	
16	BOLT, M16X100-8.8 HEX HEAD FULL THREAD ZINC	F81006-2	1	
17	NUT, M16-8 HEX ZINC	F81036-1	1	
18	FITTING, M6 TYPE A STRAIGHT GREASE	086280	2	
-	CHAIN, LOG TURNER	711157	1	
19	CHAIN, A WB2000	711158	1	
20	BRACKET, TURNER CHAIN	093425	18	
21	LINK, MASTER	093427	1	
22	WASHER, Z12.2 SPLIT LOCK ZINC	F81056-2	4	
23	MOTOR, TG0475US080AABP HYDRAULIC	007331-2	1	
24	BOLT, M10X30-8.8 HEX HEAD FULL THREAD ZINC	F81003-2	1	
25	FITTING, #10SAE-3/8JIC 45 ELBOW	034538	2	
26	WASHER, 10.5 FLAT ZINC	F81055-1	1	
27	NUT, M10-8-B HEX NYLON ZINC LOCK	F81033-1	1	
28	CYLINDER, HYDRAULIC	589066	1	
29	PIN, N35X70 FLANGE 40-5 ZINC-PLATED	710792-1	1	
30	PIN, 34.9 X 188 ZINC-PLATED	719992-1	1	
31	WASHER, 35.2/55-4 ZINC-PLATED	507582-1	2	
32	PIN, S-FE 5X40 COTTER	F81043-31	2	
33	BUSHING, 35.1/44X31.5	719996-1	1	
34	BUSHING, 35.1/44X77.5	719997-1	1	
35	FITTING, SAE8-9/16 JIC ELBOW	094610	1	
36	FITTING, 8SAE-3/8JIC	P12703	1	
37	WASHER, 17/40-3 ZINC-PLATED	089360-1	1	
38	BOLT, ISO 4017-M16X35-8.8-A2E HEX HEAD	F81006-45	1	
39	BRACKET, CHAIN LOG TURNER	713781-1	1	
40	WASHER, 17 FLAT ZINC	F81058-1	16	
41	BOLT, M16X55-8.8 HEX HEAD FULL THREAD ZINC	F81006-61	4	

REF.	DESCRIPTION (◆ indicates parts available in assemblies only)	PART #	QTY	
42	BOLT, M16X50-8.8 HEX HEAD FULL THREAD ZINC	F81006-7	4	
43	NUT, M16-8 HEX NYLON ZINC LOCK	F81036-2	8	
44	WASHER, 13 FLAT ZINC	F81056-1	4	
45	NUT, M12-8 DIN 982 HEX NYLON ZINC LOCK	F81034-2	2	
46	BOLT, M12X100-8.8 HEX HEAD ZINC	F81004-3	2	
47	PIN, 30X290 W/PLATE	710505-1	1	
48	WASHER, 35.2/45-6.5	719994-1	1	

8.5 Side Support Drive Assembly (No. 719365)

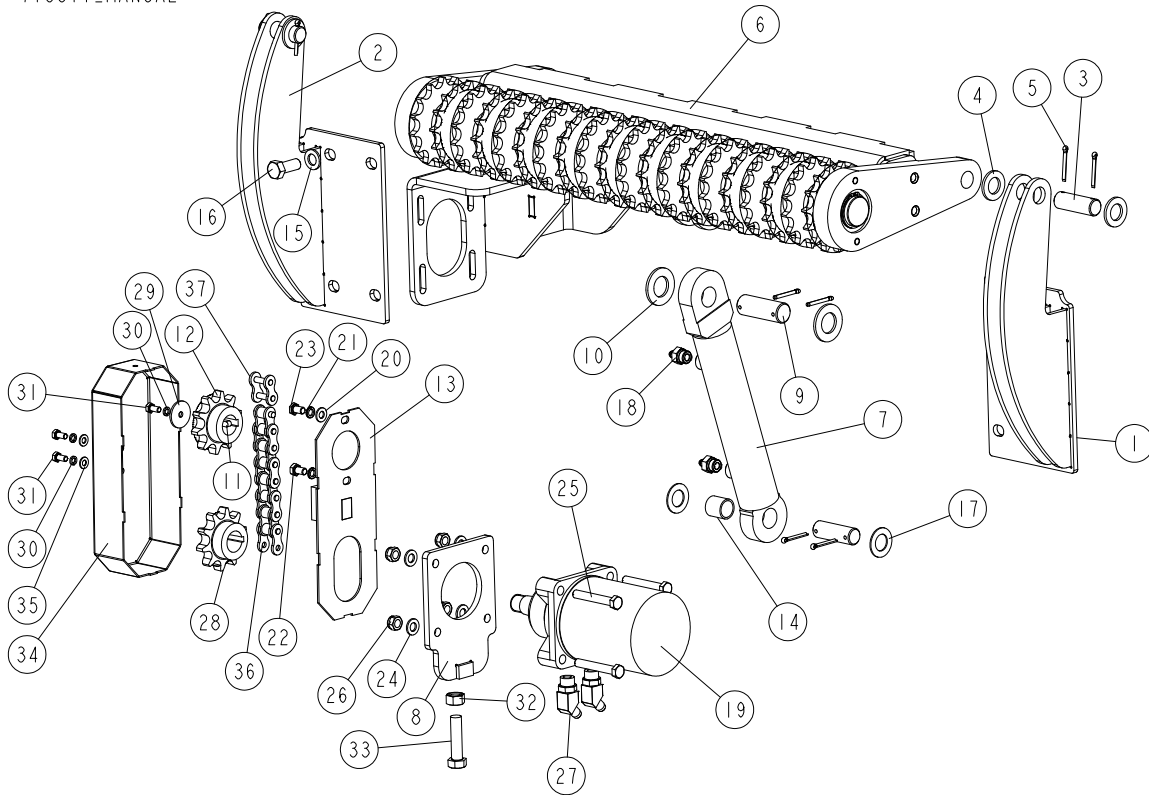
719365_001
719365_MANUAL

REF	DESCRIPTION (u indicates parts available in assemblies only)	PART #	QTY
-	DRIVE ASSEMBLY, SIDE SUPPORT	719365	1
1	ROD, SIDE SUPPORT DRIVE	713828-1	3
2	BUSHING, SIDE SUPPORT DRIVE	711996-1	3
3	BOLT, M10 X 40-8.8 FE/ZN5, PN-87/M-82302	F81003-22	14
-	BUSHING ASSEMBLY, ROD SLIDE	713098	8
4	BUSHING WELDMENT, ROD SLIDE	711988-1	1
5	BUSHING, 30.1/40-30	711985	1

REF	DESCRIPTION (u indicates parts available in assemblies only)	PART #	QTY	
6	WASHER, 10.5 FLAT ZINC	F81055-1	2	
7	WASHER, 10.2 SPLIT LOCK ZINC	F81055-2	2	
8	BOLT, M10X25-8.8-FE/ZN5	F81003-11	2	
9	ROD SIDE SUPPORT DRIVE	719366-1	1	
10	BRACKET WELDMENT, CYLINDER	713101-1	1	
11	PIN, 25X85.5	713111-1	1	
12	MOTOR,CJ-S-16-40/28/350 HYD	713533	1	
13	BRACKET HYDRAULIC CYLINDER	719377-1	1	
14	BUSHING 25X103.5	719376-1	1	
15	PIN, 5 X 40 COTTER	F81043-31	4	
16	WASHER, 25 1X44X2	711319	4	
17	BUSHING 25/30-20	713831-1	2	
18	BUSHING, 25.5/40-10	713127-1	2	
19	WASHER, 13 FLAT ZINC	F81056-1	4	
20	BOLT, M12X90-8.8 HEX HEAD ZINC	F81004-2	2	
21	NUT, M12-8 HEX NYLON ZINC LOCK	F81034-2	2	
22	STABILIZER COMPLETE	719375	1	
23	FITTING 3/4UNF - 9/16 UNF - 90 (JIC)	719391	2	

8.6 Left Driven Log Levelling Roller (No. 715511)

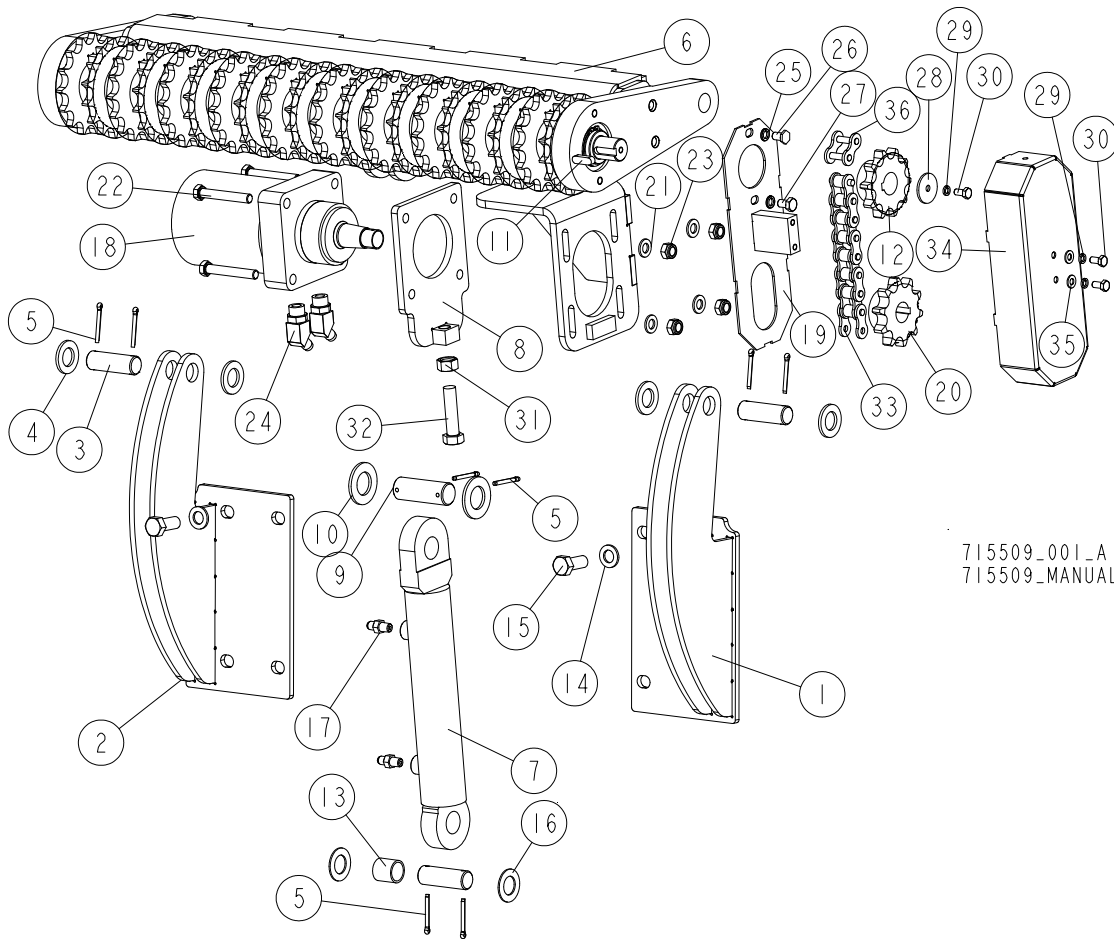
715511_001
715511_MANUAL



REF	DESCRIPTION (u indicates parts available in assemblies only)	PART #	QTY
-	ROLLER, DRIVEN LOG LEVELLING - LEFT	715511	1
1	MOUNT WELDMENT, RIGHT	710531-1	1
2	MOUNT WELDMENT, LEFT	710749-1	1
3	PIN, 24.9X75 ROLL	088659-1	3
4	WASHER, 25 FLAT ZINC	F81061-3	4
5	PIN, 5 X 40 COTTER	F81043-31	8
6	ARM, LEFT ROLLER - COMPLETE See Section 8.8	715014	1
7	MOTOR, CJ-S-16-50/28/145 HYD	713535	1
8	PLATE, MOTOR CHAIN TENSIONER	714879-1	1
9	PIN, 30X83	710799-1	1
10	WASHER, 31 FLAT ZINC	F81061-9	2
11	KEY, A 8X7X28 PN-70/M-85005	096035	1
12	SPROCKET, 16B Z10 HYDRAULIC MOTOR	714886	1
13	GUARD WELDMENT, DRIVEN LOG LEVELLING ROL	714896-1	1
14	BUSHING, 25/30-30 ZINC-PLATED	710974-1	1
15	WASHER, 17 FLAT ZINC	F81058-1	2
16	BOLT, M16X40-8.8 HEX HEAD FULL THREAD ZIN	F81006-13	2
17	WASHER, 25 1X44X2	711319	2
18	FITTING 3/4UNF - 7/16 UNF	719392	2
19	MOTOR, HYDRAULIC, TG0475US080AABP	007331-2	1
20	WASHER, 10.5 FLAT ZINC	F81055-1	2
21	WASHER, 10.2 SPLIT LOCK ZINC	F81055-2	2

REF	DESCRIPTION (u indicates parts available in assemblies only)	PART #	QTY	
22	BOLT, M10X16-8.8	F81003-13	1	
23	BOLT, M10X16 SPECIAL	715510	1	
24	WASHER, 13 FLAT ZINC	F81056-1	4	
25	BOLT, M12X80-8.8 HEX HEAD ZINC	F81004-46	4	
26	NUT, M12-8 HEX NYLON ZINC LOCK	F81034-2	4	
27	FITTING,#10SAE-3/8 JIC 45 ELBOW	034538	2	
28	SPROCKET, 16B Z10 HYDRAULIC MOTOR	714885	1	
29	WASHER, ZINC-PLATED SPACER	094128-1	1	
30	WASHER 8,2 FE/ZN9	F81054-4	3	
31	BOLT M8X16 -8.8-B-FE/ZN5 PN-85/M-82105	F81002-20	3	
32	NUT, M16-5.8 HEX ZINC	F81036-1	1	
33	BOLT, M16X65-8.8 HEX HEAD FULL THREAD ZI	F81006-1	1	
34	GUARD, LOG LEVELLING ROLLER CHAIN	714888-1	1	
35	WASHER, 8.4 FLAT ZINC	F81054-1	2	
36	CHAIN, 16B-1	714996	1	
37	LINK, 16B-1 MASTER W/COTTER PINS	523672	1	

8.7 Left Driven Log Levelling Roller (No. 715509)

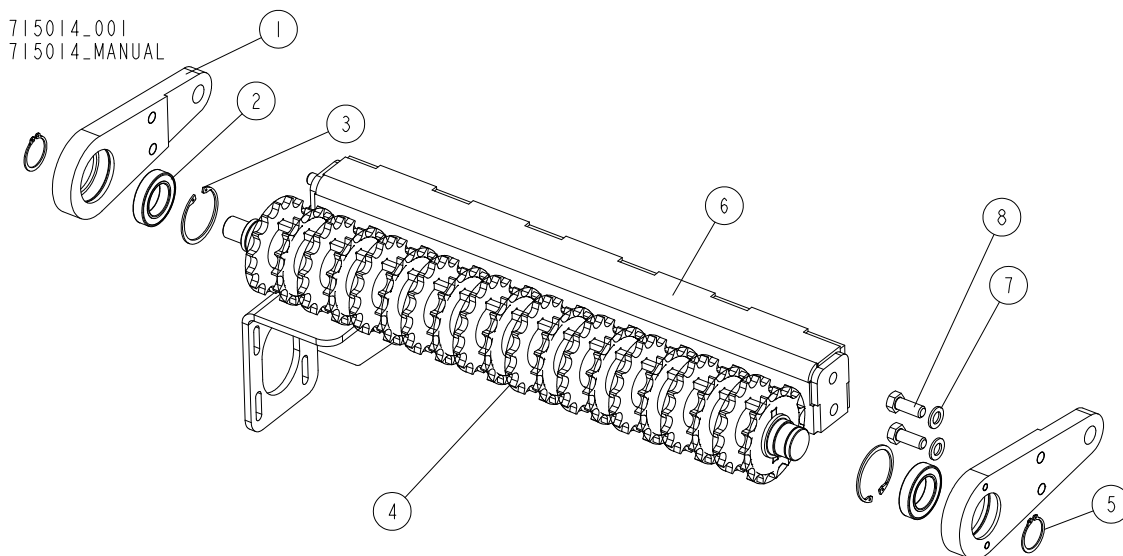


715509_001_A
715509_MANUAL

REF.	DESCRIPTION (* indicates parts available in assemblies only)	PART #	QTY
-	ROLLER, DRIVEN LOG LEVELLING - RIGHT	715509	1
1	MOUNT WELDMENT, RIGHT	710531-1	1
2	MOUNT WELDMENT, LEFT	710749-1	1
3	PIN, 24.9X75 ZINC-PLATED	088659-1	3
4	WASHER, 25 FLAT ZINC	F81061-3	4
5	PIN, S-FE 5X40 COTTER	F81043-31	8
6	ARM, RIGHT LOG LEVELLING ROLLER - COMPLETE See Section 8.9	714995	1
7	CYLINDER, CJ-S579-16-50/28/145 HYDRAULIC	710756	1
8	PLATE, MOTOR CHAIN TENSIONER	714879-1	1
9	PIN, 30X83	710799-1	1
10	WASHER, 31-ZINC FLAT	F81061-9	2
11	KEY, A10X8X32, PARALLEL	507591	1
12	SPROCKET, 16B Z10 HYDRAULIC MOTOR	714886	1
13	BUSHING, 25/30-30 ZINC-PLATED	710974-1	1
14	WASHER, 17 SPLIT LOCK ZINC	F81058-1	2
15	BOLT, M16X40-8.8 HEX HEAD FULL THREAD ZINC	F81006-13	2
16	WASHER, 25 1X44X2	711319	2
17	Fitting, C5205x4x4 Male Hydraulic	P09143	2

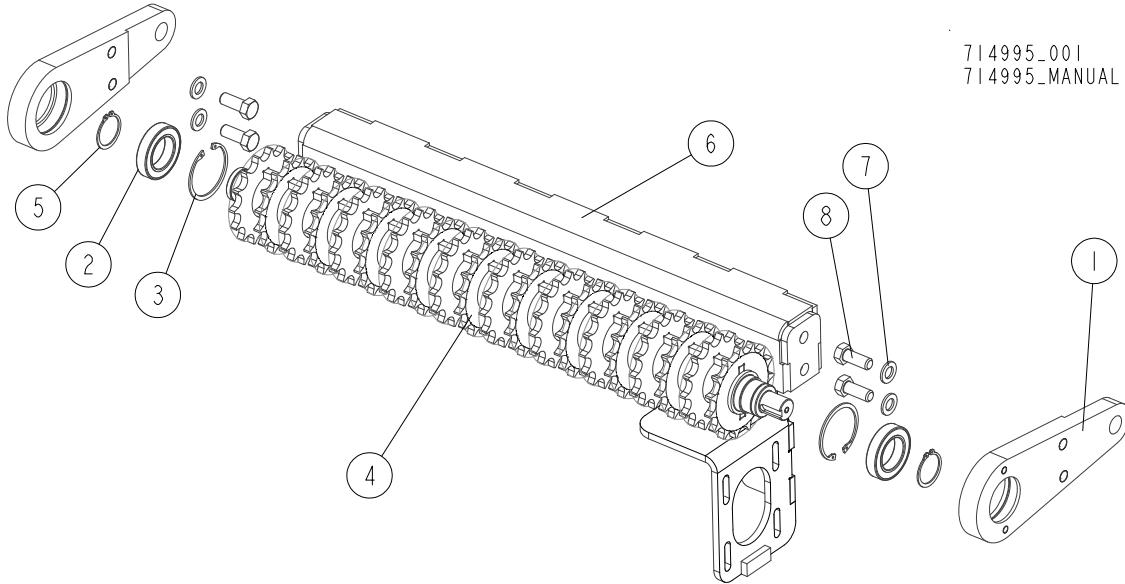
REF.	DESCRIPTION (* indicates parts available in assemblies only)	PART #	QTY
18	MOTOR, TG0475US080AABP HYDRAULIC	007331-2	1
19	GUARD WELDMENT, DRIVEN LOG LEVELLING ROLLER	714896-1	1
20	SPROCKET, 16B Z10 HYDRAULIC MOTOR	714885	1
21	WASHER, 13 FLAT ZINC	F81056-1	4
22	BOLT, M12X80 -8.8 HEX HEAD ZINC	F81004-46	4
23	NUT, M12 8 HEX NYLON ZINC LOCK	F81034-2	4
24	FITTING, #10SAE-3/8JIC 45 ELBOW	034538	2
25	WASHER, Z 10.2 SPLIT LOCK ZINC	F81055-2	2
26	BOLT, M10X16 SPECIAL	715510	1
27	BOLT, M10X16-8.8 HEX HEAD FULL THREAD ZINC	F81003-13	1
28	WASHER, 8.3/40-3 ZINC-PLATED	094128-1	1
29	WASHER, 8.2 SPLIT LOCK ZINC	F81054-4	3
30	BOLT, M8X16-8.8-B HEX HEAD FULL THREAD ZINC	F81002-20	3
31	NUT, M16-8 HEX ZINC	F81036-1	1
32	BOLT, M16X65-8.8-B HEX HEAD FULL THREAD ZINC	F81006-1	1
33	CHAIN, 16B-1 610 LINK	714996	1
34	GUARD, LOG LEVELLING ROLLER CHAIN	714888-1	1
35	WASHER, 8.4 FLAT ZINC	F81054-1	2
36	LINK, 161 MASTER W/COTTER PINS	523672	1

8.8 Left Roller Arm (No. 715014)



REF	DESCRIPTION (u indicates parts available in assemblies only)	PART #	QTY
-	ARM, LEFT ROLLER - COMPLETE	715014	1
-	BRACKET WELDMENT, DRIVEN LOG LEVELLING R	710747	2
1	BRACKET, CONNECTION	710746-1	1
2	BEARING, 6009.2RSR	096025	1
3	RING, W75 INSIDE RETAINING	F81090-41	1
4	SHAFT, DRIVEN LOG LEVELLING ROLLER - COM	714918-1	1
5	RING, Z 45 SPRING RETAINING	F81090-32	2
6	MOUNT WELDMENT, CYLINDER LEFT	714980-1	1
7	WASHER, 17 FLAT ZINC	F81058-1	4
8	BOLT,M16X40-8.8 HEX HEAD FULL THREAD ZIN	F81006-13	4

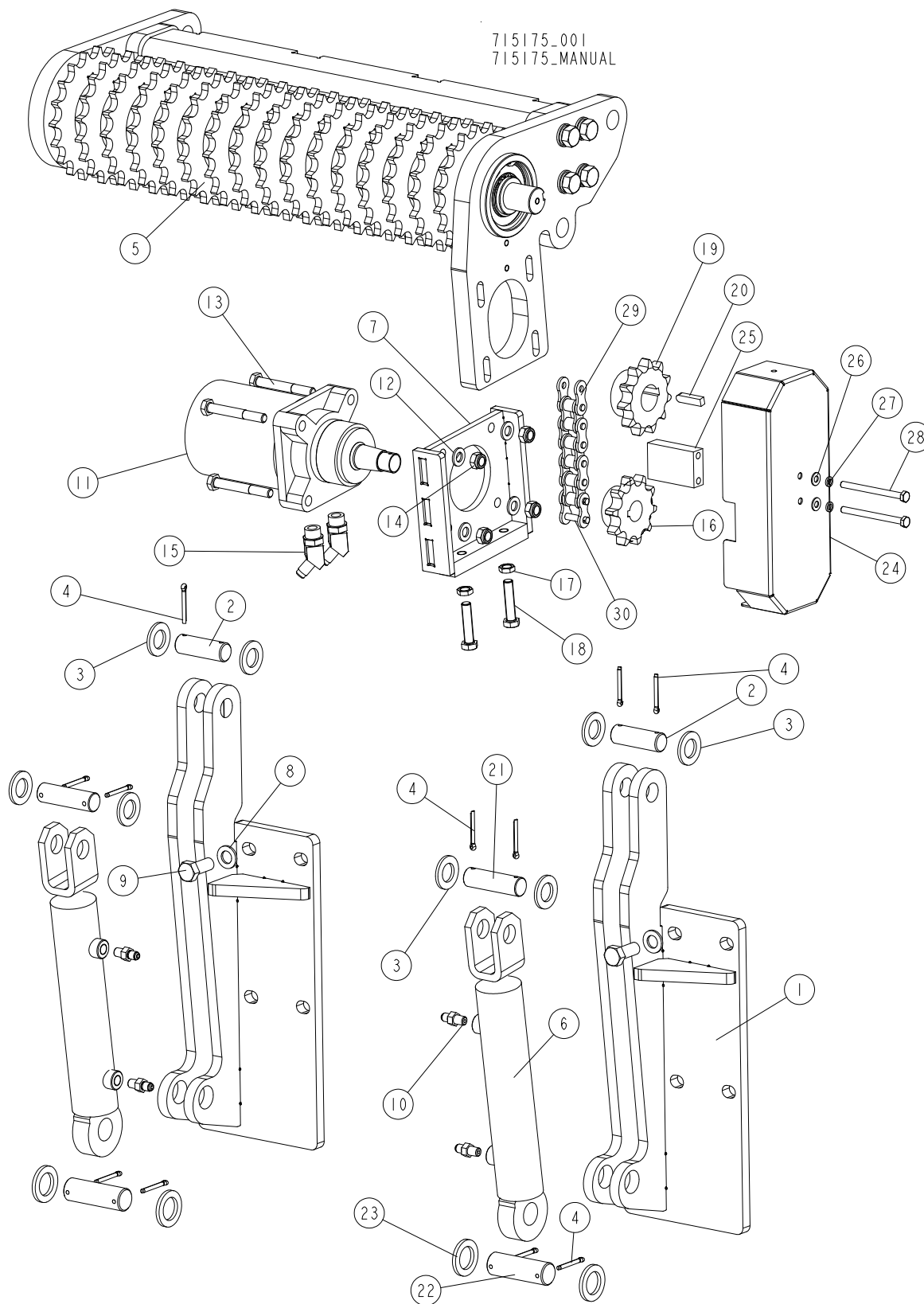
8.9 Log Levelling Roller Arm



714995_001
714995_MANUAL

REF.	DESCRIPTION (* indicates parts available in assemblies only)	PART #	QTY
-	ARM, DRIVEN LOG LEVELLING ROLLER - COMPLETE	714995	1
-	BRACKET WELDMENT, DRIVEN LOG LEVELLING ROLLER	710747	2
1	BRACKET, CONNECTION	710746-1	1
2	BEARING, 6009.2RSR (FAG) ROLLING	096025	1
3	RING, W75 INSIDE RETAINING	F81090-41	1
4	SHAFT, DRIVEN LOG LEVELLING ROLLER - COMPLETE	714918-1	1
5	RING, Z 45 OUTSIDE RETAINING	F81090-32	2
6	MOUNT WELDMENT, CYLINDER	714892-1	1
7	WASHER, 17 SPLIT LOCK ZINC	F81058-1	4
8	BOLT, M16X40-8.8 HEX HEAD FULL THREAD ZINC	F81006-13	4

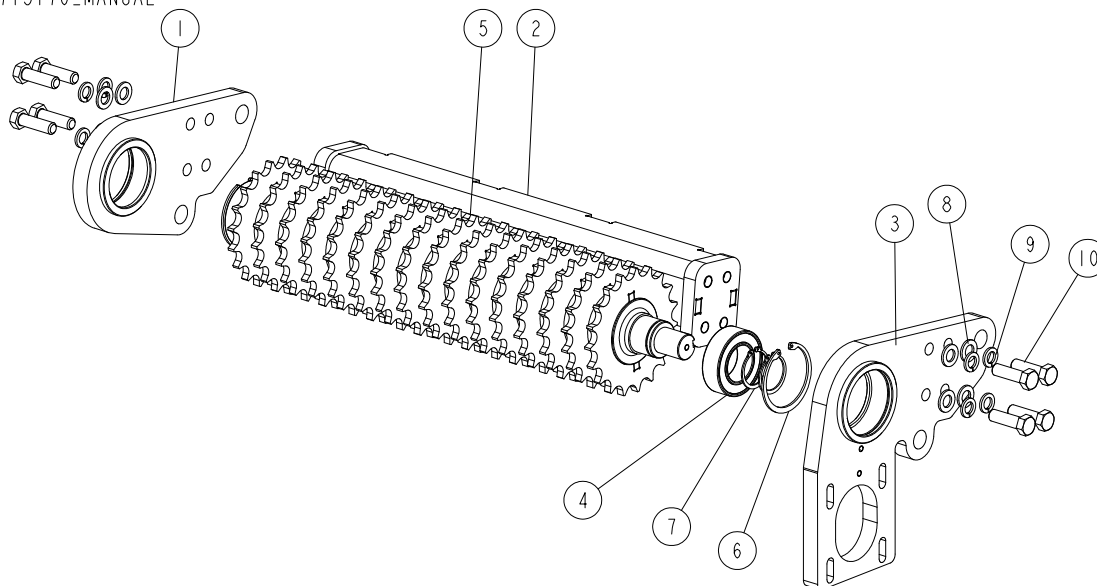
8.10 Driven Log Levelling Roller (No. 715175)



REF.	DESCRIPTION (* indicates parts available in assemblies only)	PART #	QTY
-	ROLLER ASSEMBLY, DRIVEN LOG LEVELLING	715175	1

REF.	DESCRIPTION (* indicates parts available in assemblies only)	PART #	QTY
1	MOUNT WELDMENT, LEFT	715179-1	2
2	PIN, 24.9X75 ZINC-PLATED	088659-1	2
3	WASHER, 25 FLAT ZINC	F81061-3	8
4	PIN, S-FE 5X40 COTTER	F81043-31	12
5	ROLLER, DRIVEN LOG LEVELLING - COMPLETE See Section 8.11	715176	1
6	CYLINDER, CJ-S579-16-50/28/145 HYDRAULIC	715174	2
7	PLATE, TENSION	715202-1	1
8	WASHER, 17 FLAT ZINC	F81058-1	2
9	BOLT, M16X40-8.8 HEX HEAD FULL THREAD ZINC	F81006-13	2
10	FITTING, 1/4NPTX1/4JIC MALE	P09143	4
11	MOTOR, TG0475US080AABP HYDRAULIC	007331-2	1
12	WASHER, 13 FLAT ZINC	F81056-1	4
13	BOLT, M12X90 8.8 HEX HEAD ZINC	F81004-2	4
14	NUT, M12-8 DIN 982 HEX NYLON ZINC LOCK	F81034-2	4
15	FITTING, #10SAE-3/8JIC 45 ELBOW	034538	2
16	SPROCKET, 16B Z10 HYDRAULIC MOTOR	714885	1
17	NUT, M12-04-A THIN ZINC	F81034-6	2
18	BOLT, M12X55 8.8 HEX HEAD ZINC	F81004-43	2
19	SPROCKET, 16B Z11 (T75282)	717096	1
20	KEY, AB 10X8X40 PARALLEL	091990	1
21	PIN, 25X85.5	713111-1	2
22	PIN, 30X91	717097-1	2
23	WASHER, 30.5/48-5	717098-1	4
24	GUARD, LOG LEVELLING ROLLER CHAIN	717099-1	1
25	BLOCK, POLYAMIDE	717101	1
26	WASHER, 8.4 FLAT ZINC	F81054-1	2
27	WASHER, 8.2 SPLIT LOCK ZINC	F81054-4	2
28	BOLT, M8X100-8.8 HEX HEAD ZINC	F81002-23	2
29	CHAIN, 16B-1 - 610MM	717102	1
30	LINK, 16B-1 MASTER W/COTTER PINS	523672	1

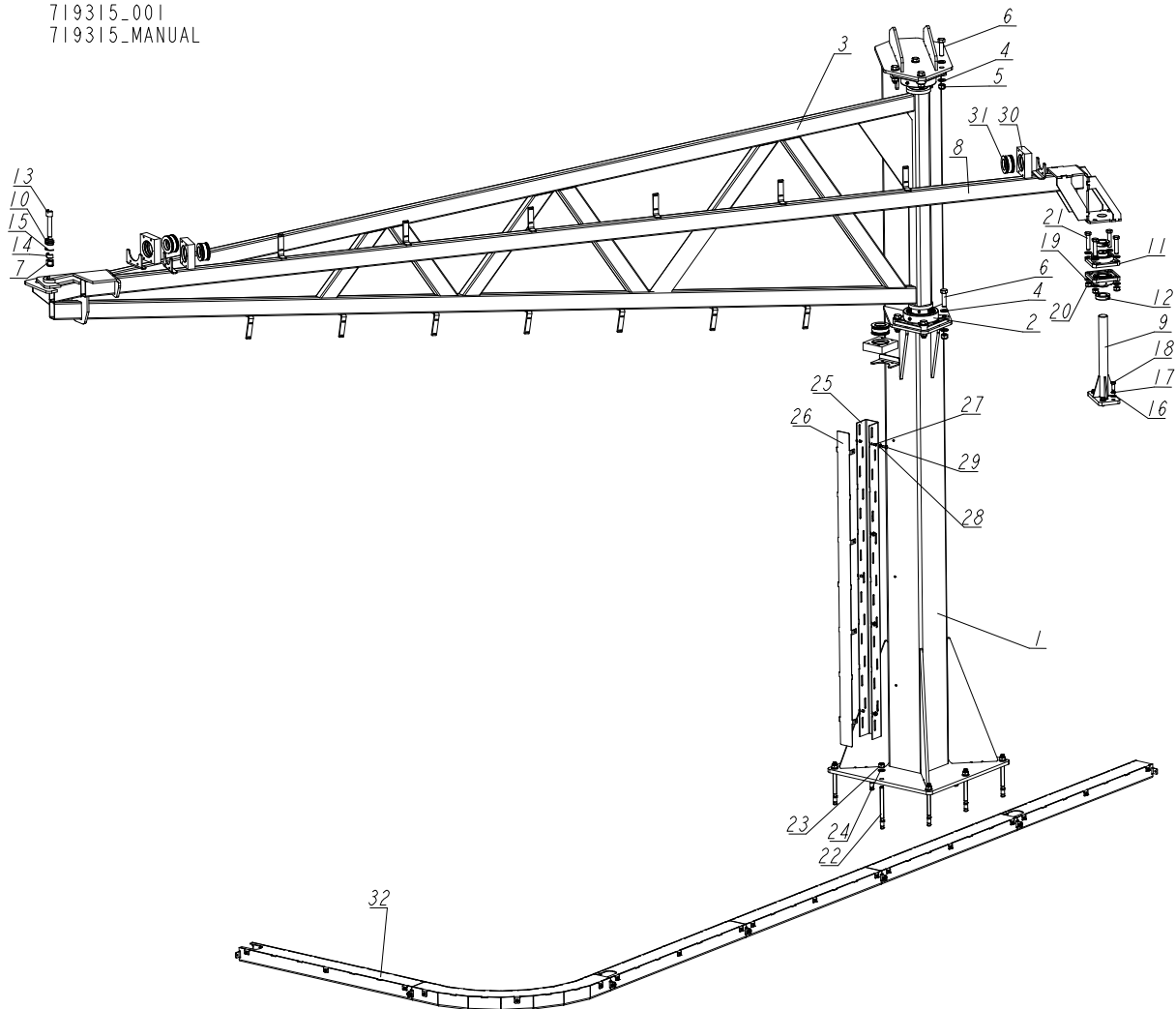
8.11 Driven Log Levelling Roller (No. 715176)

715176_001
715176_MANUAL

REF.	DESCRIPTION (* indicates parts available in assemblies only)	PART #	QTY	
-	ROLLER, DRIVEN LOG LEVELLING - COMPLETE	715176	1	
1	BRACKET, DRIVEN LOG LEVELLING ROLLER	715210-1	1	
2	MOUNT WELDMENT, CYLINDER	715204-1	1	
3	BRACKET, DRIVEN LOG LEVELLING ROLLER	715198-1	1	
4	BEARING, BS2-2210-2CS/VT143 SKF SPHERICAL ROLLER	715200	2	
5	SHAFT, DRIVEN LOG LEVELLING ROLLER - COMPLETE	715190-1	1	
6	RING, W90 INSIDE RETAINING	F81090-29	2	
7	RING, Z50 OUTSIDE RETAINING	F81090-28	2	
8	WASHER, 17 FLAT ZINC	F81058-1	8	
9	WASHER, 16.3 SPLIT LOCK ZINC	F81058-2	8	
10	BOLT, M16X55-8.8 HEX HEAD FULL THREAD ZINC	F81006-61	8	

8.12 Pantograph Assembly (No. 719315)

719315_001
719315_MANUAL

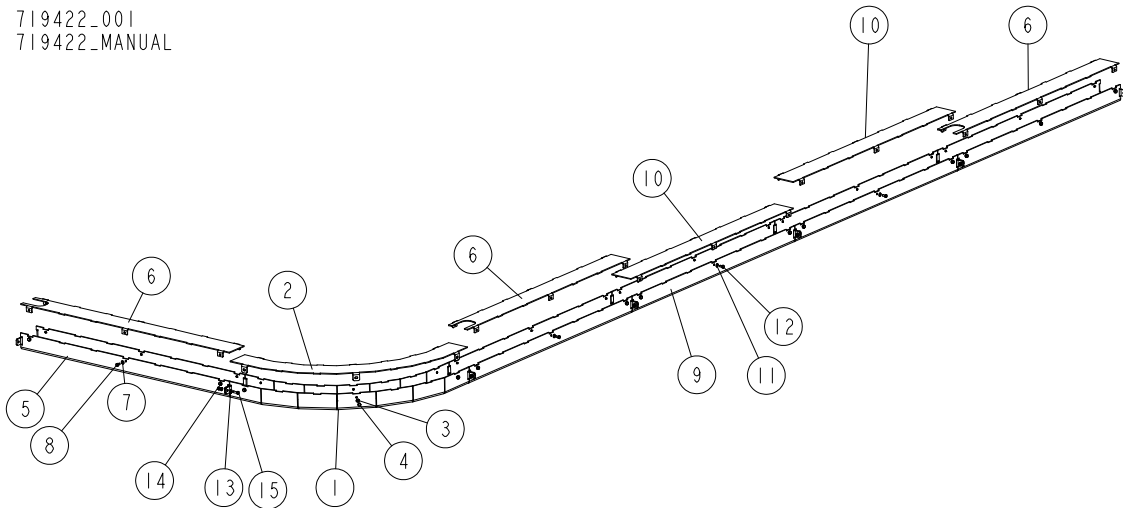


REF	DESCRIPTION (u indicates parts available in assemblies only)	PART #	QTY
-	PANTOGRAPH COMPLETE	719315	1
1	MAST, PANTOGRAPH	719316-1	1
2	BEARING HOUSING UCF 214	549839	2
3	ARM, PANTOGRAPH	719325-1	1
4	WASHER, 3/4" STANDARD FLAT	F81060-1	16
5	NUT, M18 HEX NYLON LOCK	F81039-15	8
6	BOLT, M18X65-8.8 HEX HEAD FULL THREAD ZI	F81008-3	8
7	NUT, M24X2 PN-EN ISO 7040 NYLON	F81039-10	1
8	ARM, PANTOGRAPH	719344-1	1
9	BRACKET, PANTOGRAPH	549835-1	1
10	BEARING SLIDE GEH 25 ESX-2LS	549840	1
11	BEARING, UCF208 STANDARD W/HOUSING	541737	2
12	RETAINING RING GN 706.2-65-B40-ST	719343	2
13	BOLT M24X100 SOCKET HEAD	F81039-29	1
14	BUSHING 24.2/38-15 ZINC	549837-1	1

REF	DESCRIPTION (u indicates parts available in assemblies only)	PART #	QTY	
15	RING, W47 INSIDE RETAINING	089653	1	
16	WASHER, 13 FLAT ZINC	F81056-1	4	
17	WASHER, Z12.2 SPLIT LOCK ZINC	F81056-2	4	
18	BOLT, M12X30-8.8 HEX HEAD FULL THREAD ZI	F81004-22	4	
19	WASHER, 17 FLAT ZINC	F81058-1	8	
20	NUT, M16,HEX, NYLON ZINC LOCK	F81036-2	4	
21	BOLT, M16X70-8.8-FE/ZN5 PN-M/82101	F81006-16	4	
-	PIN ARCHOR M12X140	549841	8	
22	PIN ARCHOR M12X140	549841	1	
23	NUT, M16,HEX, NYLON ZINC LOCK	F81036-2	1	
24	WASHER, 17 FLAT ZINC	F81058-1	1	
-	DUCT CABLE L=1.5	549853	1	
25	DUCT CABLE	549851-1	1	
26	COVER DUCT CABLE	549852-1	1	
27	NUT, M 6 A2 0.5-3.0 N24M06KV	F81033-18	7	
28	WASHER, 8.4 FLAT ZINC	F81054-1	10	
29	BOLT M8X16 -8.8-B-FE/ZN5 PN-85/M-82105	F81002-20	10	
30	HOUSING SEAL	549857	4	
31	RING, SEALING KDT/Z JUMBO	514716	4	
32	DUCT CABLE ASSEMBLY	719422	1	

8.13 Duct Cable Assembly (No. 719422)

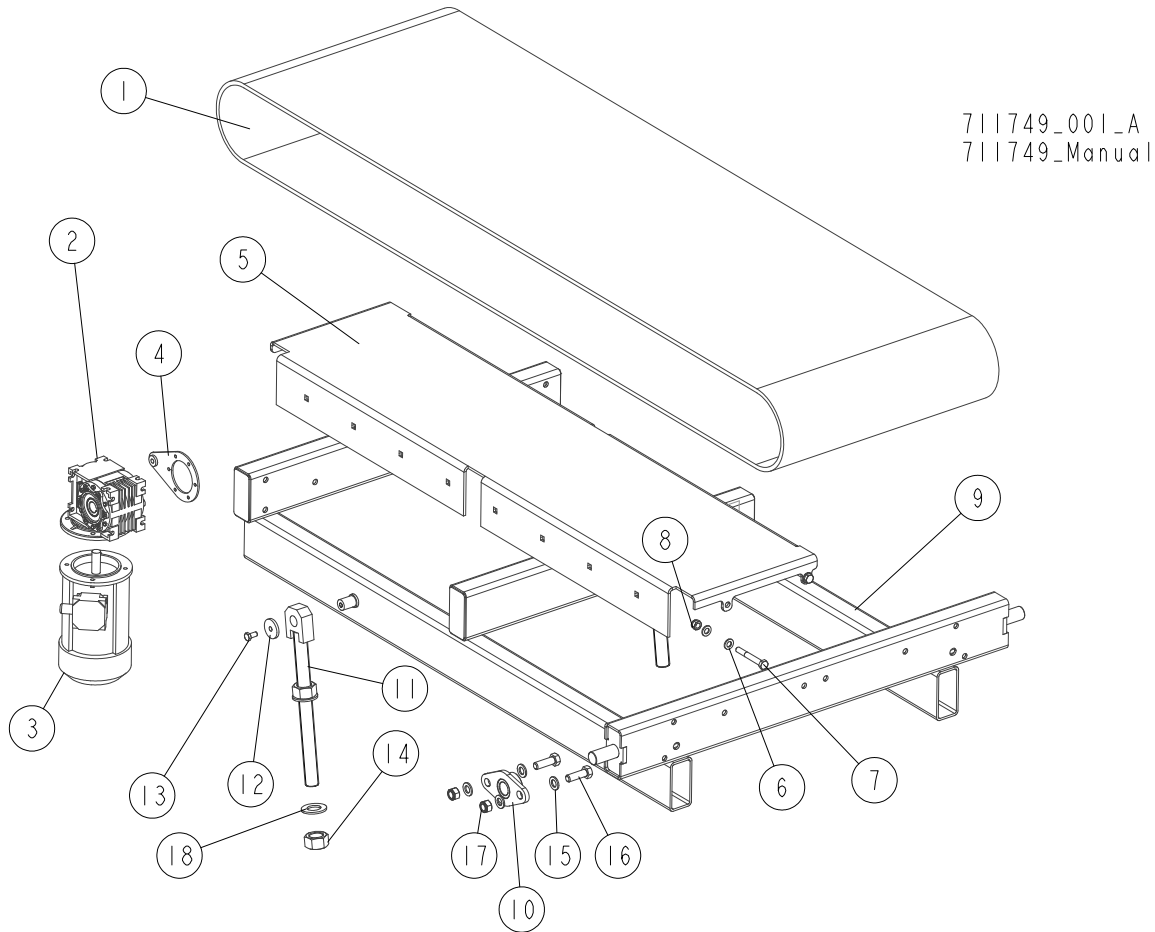
719422-001
719422_MANUAL



REF	DESCRIPTION (u indicates parts available in assemblies only)	PART #	QTY
-	DUCT CABLE ASSEMBLY	719422	1
-	DUCT CABLE 90 COMPLETE	719423	1
1	DUCT CABLE 90	719420-1	1
2	COVER DUCT CABLE 90	719421-1	1
3	WASHER, 6.4 FLAT ZINC	F81053-1	6
4	BOLT, M6X12-8.8 HEX HEAD FULL THREAD ZIN	F81001-7	6
-	DUCT CABLE STRAIGHT INLET COMPLETE	719417	3
5	CABLE GUIDE	719415-1	1
6	COVER	719416-1	1
7	WASHER, 6.4 FLAT ZINC	F81053-1	6
8	BOLT, M6X12-8.8 HEX HEAD FULL THREAD ZIN	F81001-7	6
-	DUCT CABLE STRAIGHT COMPLETE	719425	2
9	CABLE GUIDE	719415-1	1
10	COVER	719424-1	1
11	WASHER, 6.4 FLAT ZINC	F81053-1	6
12	BOLT, M6X12-8.8 HEX HEAD FULL THREAD ZIN	F81001-7	6
13	WASHER, 6.4 FLAT ZINC	F81053-1	20
14	NUT, M6-8-B HEX NYLON ZINC LOCK	F81031-2	10
15	BOLT, M6X20-8.8 HEX HEAD FULL THREAD ZIN	F81001-2	10

SECTION 9 BELT CONVEYOR

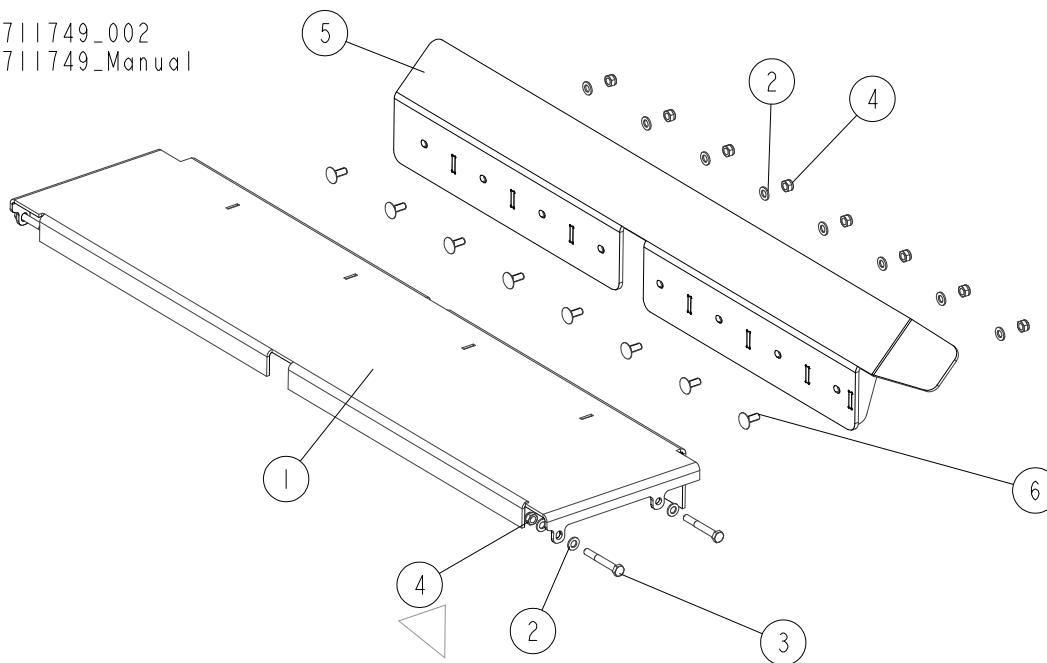
9.1 Belt Conveyor Frame



REF.	DESCRIPTION (◆ Indicates Parts Available in Assemblies Only)	PART #	QTY
1	BELT, 2MOP3 LG4252x600 CONVEYOR	711750	1
	MOTOREDUCER, MR-50/7.5/1.1-1400/F3/V6	509560-UL	1
2	REDUCER, MR-50/7.5/160	509557	1
3	MOTOR, STKG-80X-4C IMB14/1-162 UL INDUCTION	090104-UL	1
4	ARM, R50 TORQUE	509558	1
5	PLATE, WB2000 CONVEYOR RIGHT TOP	711752-1	1
6	WASHER, 13 FLAT ZINC	F81056-1	8
7	BOLT, M12X90 8.8 HEX HEAD ZINC	F81004-2	4
8	NUT, M12 8 HEX NYLON ZINC LOCK	F81034-2	4
9	FRAME WELDMENT, BELT CONVEYOR	711760-1	1
10	BRACKET, BELT CONVEYOR MOUNT	711924-1	1
11	ROD WELDMENT, CONVEYOR TILT ADJUSTMENT ZINC-PLATED	711773-1	2
12	WASHER, 10.5/45-6 ZINC-PLATED	086286-1	1
13	BOLT, M10X20-5.8 HEX HEAD FULL THREAD ZINC	F81003-1	1
14	NUT, M30 HEX ZINC	F81038-3	2
15	WASHER, 17 SPLIT LOCK ZINC	F81058-1	4
16	BOLT, M16X50-8.8 HEX HEAD FULL THREAD ZINC	F81006-7	2
17	NUT, M16-8 HEX NYLON ZINC LOCK	F81036-2	2
18	WASHER, 31 FLAT ZINC	F81061-9	2

9.2 Conveyor Side Plate

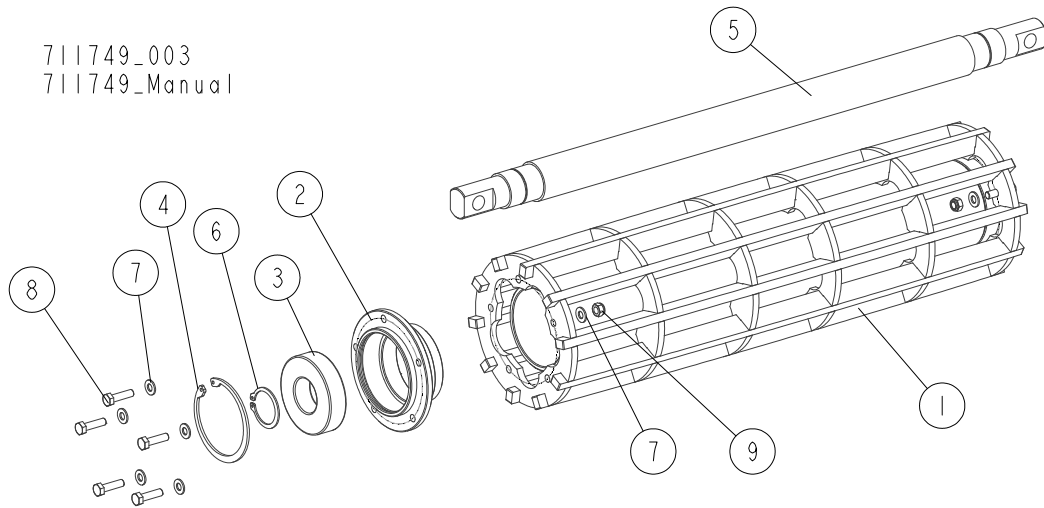
711749_002
711749_Manual



REF.	DESCRIPTION (◆ Indicates Parts Available in Assemblies Only)	PART #	QTY	
1	PLATE WELDMENT, WB2000 CONVEYOR LEFT TOP	713126-1	1	
2	WASHER, 13 FLAT ZINC	F81056-1	16	
3	BOLT, M12X90 8.8 HEX HEAD ZINC	F81004-2	4	
4	NUT, M12 8 HEX NYLON ZINC LOCK	F81034-2	12	
5	PLATE WELDMENT, CONVEYOR SIDE	713124-1	1	
6	BOLT, M12X30 8.8 DIN 603 CARRIAGE ZINC	F81004-61	8	

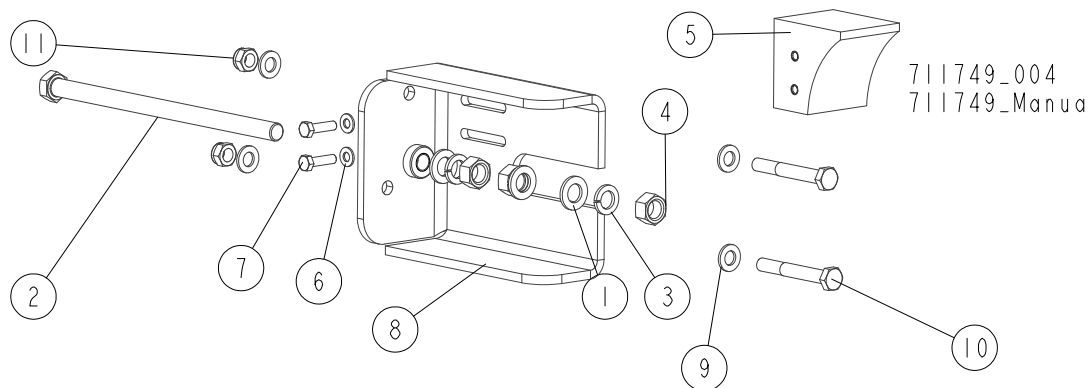
9.3 Idle Side Roller

711749_003
711749_Manual



REF.	DESCRIPTION (◆ Indicates Parts Available in Assemblies Only)	PART #	QTY	
	ROLLER, WM4000 IDLE SIDE - COMPLETE	511286	1	
1	ROLLER, BELT SCRAPER	511285-1	1	
	HUB, ROLLER BEARING - COMPLETE	511305	2	
2	HUB, ROLLER BEARING	511304-1	1	
3	BEARING, 6308 2RS CX BALL	504268	1	
4	RING, W90 INSIDE RETAINING	F81090-29	1	
5	SHAFT, IDLE SIDE ROLLER	511283	1	
6	RING, Z40 OUTSIDE RETAINING	F81090-33	2	
7	WASHER, 8.4 FLAT ZINC	F81054-1	20	
8	BOLT, M8X30-5.8-B HEX HEAD FULL THREAD ZINC	F81002-2	10	
9	NUT, M8 8 HEX NYLON ZINC LOCK	F81032-2	10	

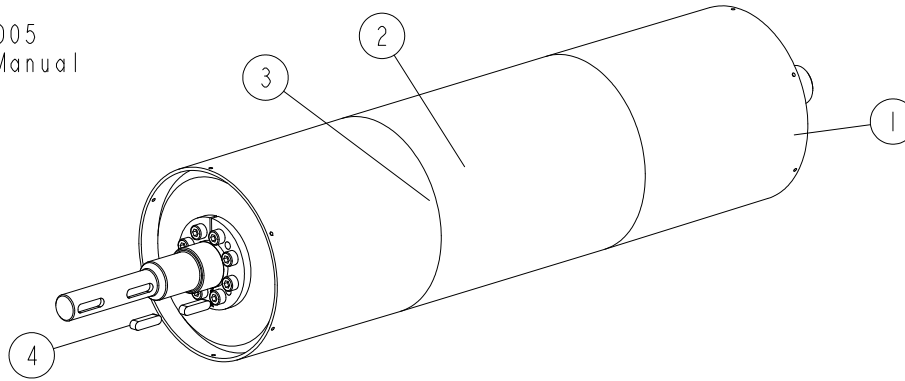
9.4 Conveyor Belt Tensioner



REF.	DESCRIPTION (◆ Indicates Parts Available in Assemblies Only)	PART #	QTY
1	WASHER, 17 SPLIT LOCK ZINC	F81058-1	3
2	BOLT, M16X290-8.8-A2 FULL THREAD	F81006-27	1
3	WASHER, 16.3 SPLIT LOCK ZINC	F81058-2	3
4	NUT, M16-8 HEX ZINC	F81036-1	3
5	BLOCK, SAFETY	711178	1
6	WASHER, 8.4 FLAT ZINC	F81054-1	2
7	BOLT, M8X30-5.8-B HEX HEAD FULL THREAD ZINC	F81002-2	2
8	BRACKET, BELT TENSION - LEFT	711776-1	1
	BRACKET, BELT TENSION - RIGHT	711775-1	1
9	ROD WELDMENT, CONVEYOR TILT ADJUSTMENT ZINC-PLATED	711773-1	1
10	WASHER, 13 FLAT ZINC	F81056-1	4
11	BOLT, M12X90 8.8 HEX HEAD ZINC	F81004-2	2
12	NUT, M12 8 HEX NYLON ZINC LOCK	F81034-2	2

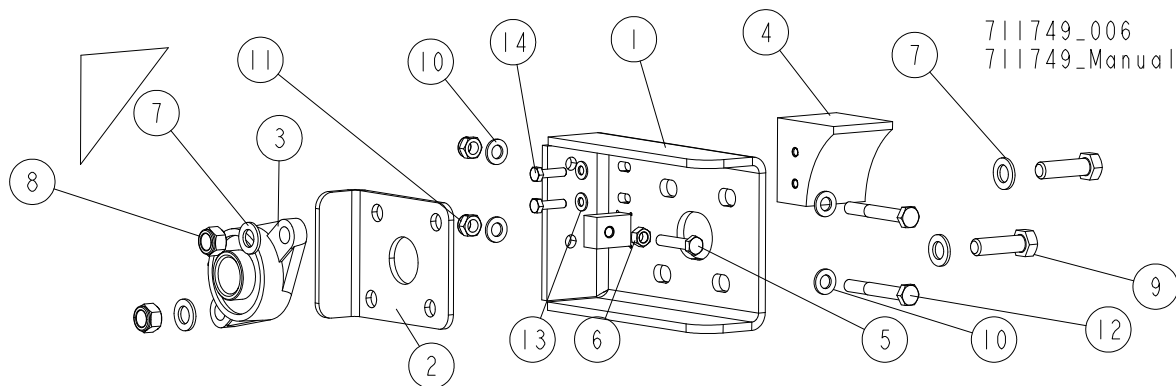
9.5 Belt Conveyor Pulley

711749_005
 711749_Manual



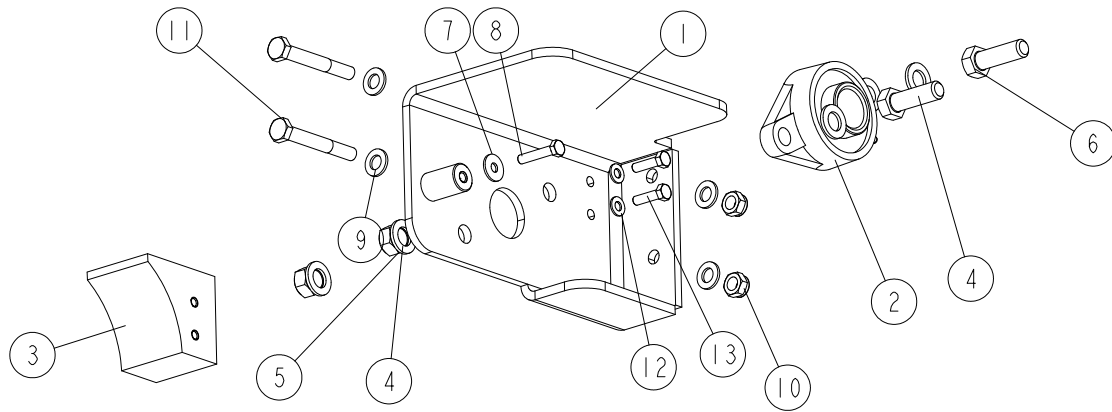
REF.	DESCRIPTION (◆ Indicates Parts Available in Assemblies Only)	PART #	QTY	
	PULLEY ASSEMBLY, BELT CONVEYOR (1)	512557	1	
1	PULLEY, BELT CONVEYOR (1)	511282-1	1	
2	LAGGING, PULLEY	R00100	1	
3	ADHESIVE, TEXCOL	090875	1	
4	KEY, A8X7X32 PARALLEL	088564	2	

9.6 Left Pulley Bracket



REF.	DESCRIPTION (◆ Indicates Parts Available in Assemblies Only)	PART #	QTY
1	BRACKET WELDMENT, PULLEY MOUNT - LEFT	711176-1	1
2	PLATE, BELT TENSION CORRECTION	511278-1	1
3	BEARING, UCFL 206 (CX) BALL	090851	1
4	BLOCK, SAFETY	711178	1
5	BOLT, M10X50-8.8 HEX HEAD FULL THREAD ZINC	F81003-4	1
6	NUT, M10 8 HEX ZINC	F81033-3	1
7	WASHER, 17 SPLIT LOCK ZINC	F81058-1	4
8	NUT, M16-8 HEX NYLON ZINC LOCK	F81036-2	2
9	BOLT, M16X50-8.8 HEX HEAD FULL THREAD ZINC	F81006-38	2
10	WASHER, 13 FLAT ZINC	F81056-1	4
11	NUT, M12 8 HEX NYLON ZINC LOCK	F81034-2	2
12	BOLT, M12X90 8.8 HEX HEAD ZINC	F81004-2	2
13	WASHER, 8.4 FLAT ZINC	F81054-1	2
14	BOLT, M8X30-5.8-B HEX HEAD FULL THREAD ZINC	F81002-2	2

9.7 Right Pulley Bracket

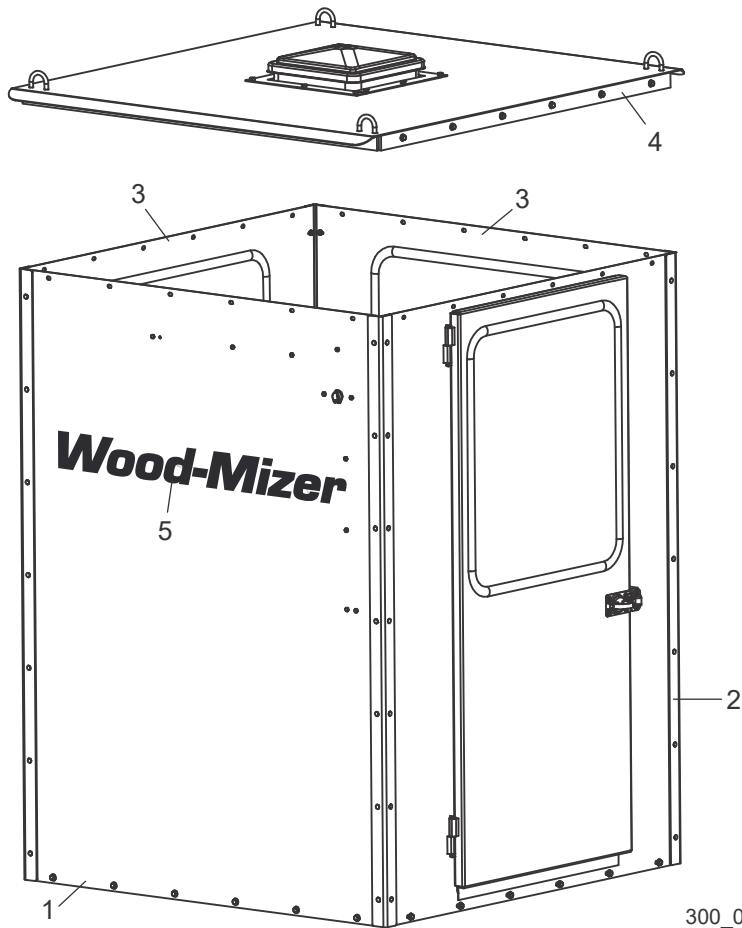


711749_007
 711749_Manual

REF.	DESCRIPTION (◆ Indicates Parts Available in Assemblies Only)	PART #	QTY	
1	BRACKET WELDMENT, PULLEY MOUNT - RIGHT	711174-1	1	
2	BEARING, UCFL 206 (CX) BALL	090851	1	
3	BLOCK, SAFETY	711178	1	
4	WASHER, 17 SPLIT LOCK ZINC	F81058-1	4	
5	NUT, M16-8 HEX NYLON ZINC LOCK	F81036-2	2	
6	BOLT, M16X50-8.8 HEX HEAD FULL THREAD ZINC	F81006-38	2	
7	WASHER, ISO 7093-1-8-200 HV-A2E	F81054-11	1	
8	BOLT, M8X40-8.8 HEX HEAD FULL THREAD ZINC	F81002-15	1	
9	WASHER, 13 FLAT ZINC	F81056-1	4	
10	NUT, M12 8 HEX NYLON ZINC LOCK	F81034-2	2	
11	BOLT, M12X90 8.8 HEX HEAD ZINC	F81004-2	2	
12	WASHER, 8.4 FLAT ZINC	F81054-1	2	
13	BOLT, M8X30-5.8-B HEX HEAD FULL THREAD ZINC	F81002-2	2	

SECTION 10 CAB

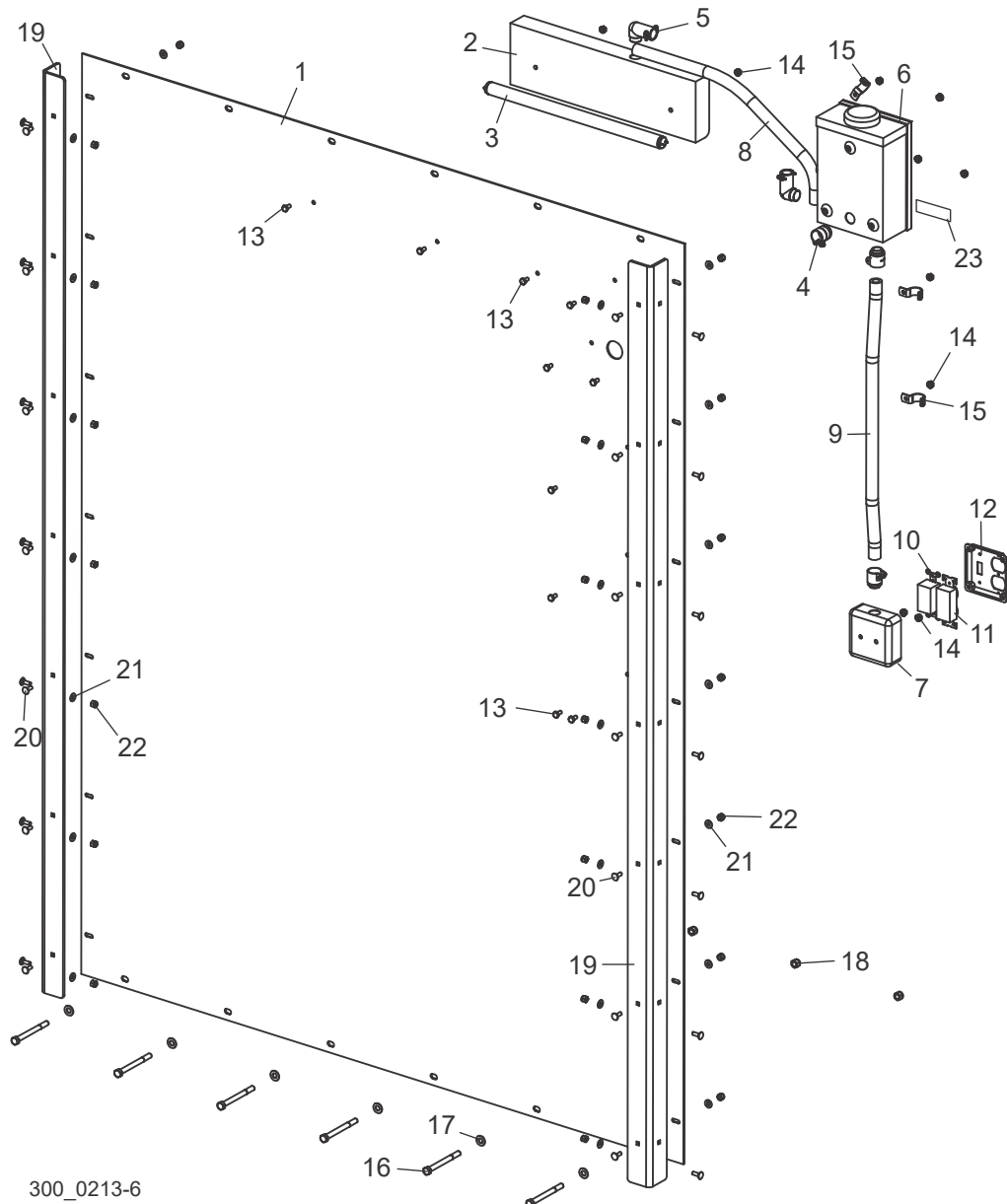
10.1 Cab



300_0213-5

REF.	DESCRIPTION (◆ Indicates Parts Available in Assemblies Only)	PART #	QTY	
	CAB ASSEMBLY, OPERATOR	058169	1	
1	Rear Panel Parts See Section 10.2			
2	Right Panel Parts See Section 10.3			
3	Front & Left Panel Parts See Section 10.4			
4	Roof Parts See Section 10.5			
5	DECAL, 40" BLACK WOOD-MIZER LOGO	076274	1	

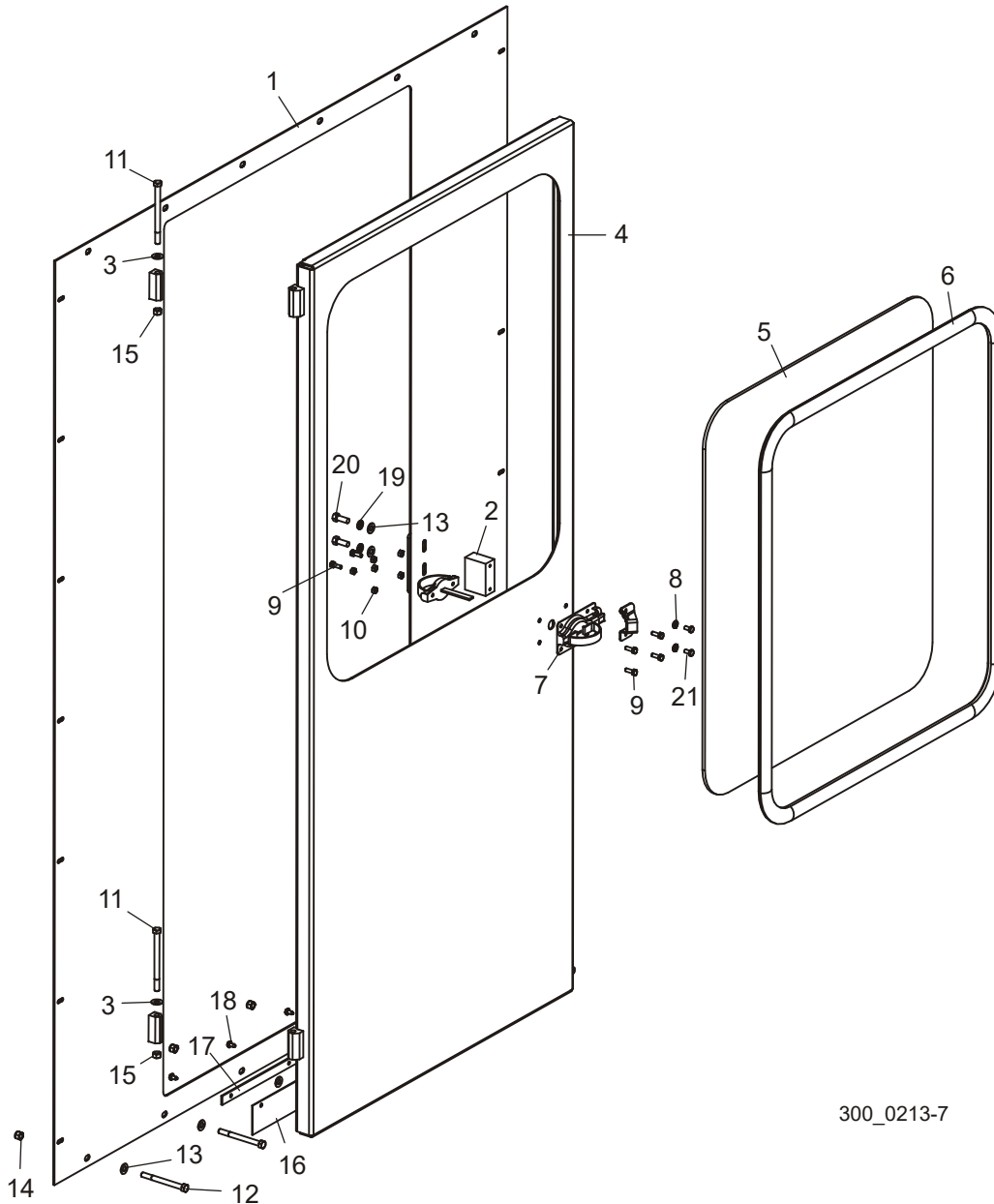
10.2 Rear Panel



REF.	DESCRIPTION (◆ Indicates Parts Available in Assemblies Only)	PART #	QTY
	PANEL ASSEMBLY, 2013 REAR	058175	1
1	Panel, 2013 Rear	058176	1
2	Fixture, Fluorescent Uncer-Cabinet Light	042590	1
3	Bulb, 15 Watt Fluorescent	016876	1
4	Clamp, 1/2" Flex Conduit	042595	3
5	Clamp, 1/2" 90° Flex Conduit	017801	2
6	Disconnect Switch, 30A Nema 1 Safety	069553	1
7	Box, 4" Electrical Utility	042591	1
8	Conduit, 1/2" x 21" Steel Flex	042597	1
9	Conduit, 1/2" x 25" Steel Flex	042596	1
10	Switch, 120VAC 20Amp Single Pole	042592	1
11	Switch, 120VAC 20Amp Duplex	042593	1
12	Cover, Stainless Steel Switch/Plug	042594	1
13	Bolt, 1/4-20 x 1/2" Hex Head Zinc	F05005-15	9

14	Nut, 1/4-20 Self-Locking Hex	F05010-9	9	
15	Clamp, 3/4 EMT	P04851	3	
16	Bolt, 3/8-16 x 4" Hex Head Zinc Grade 5	F05007-126	6	
17	Washer, 3/8" SAE Flat	F05011-3	6	
18	Nut, 3/8-16 Hex Nylon Zinc Lock	F05010-10	6	
19	ANGLE, CORNER SUPPORT	058917	2	
20	SCREW, 1/4-20 x 3/4" CARRIAGE	F05005-113	28	
21	WASHER, 1/4" SAE FLAT	F05011-11	28	
22	NUT, 1/4-20 HEX NYLON ZINC LOCK	F05010-69	28	
23	DECAL, CAB VOLTAGE	042676	1	

10.3 Right Panel

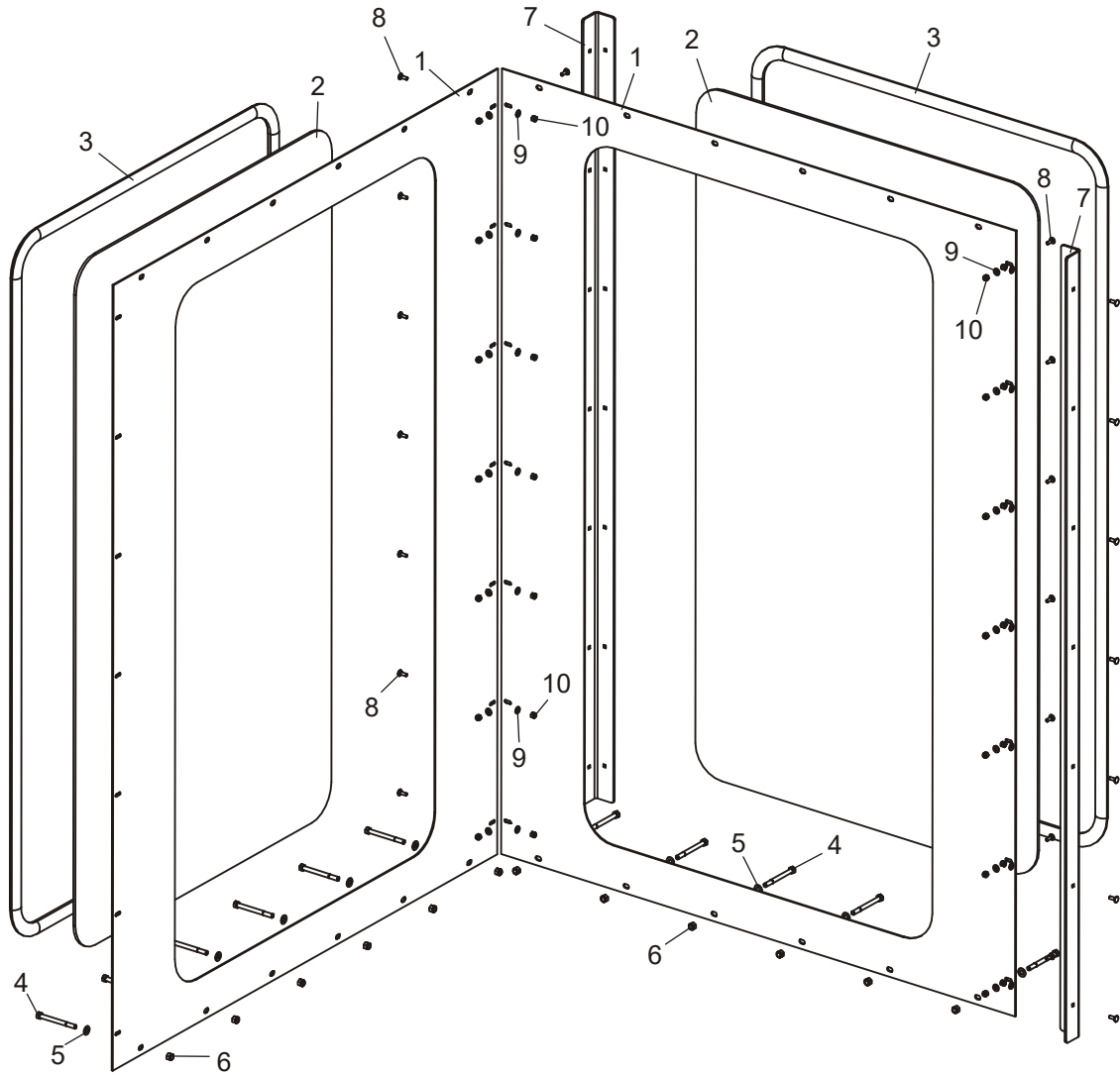


300_0213-7

REF.	DESCRIPTION (◆ Indicates Parts Available in Assemblies Only)	PART #	QTY
	PANEL ASSEMBLY, DOOR	058166	1
1	Panel Weldment, Door	058167	1
2	Block, Latch Mount	042634	1
3	Washer, Door Hinge	042578	1
4	Door Weldment, Cab	042632	1
5	Window, Cab Door	042576	1
6	Seal, Cab Door Window	042575	1
7	Latch, Door	042587	1
8	Washer, 1/4" Split Lock	F05011-14	2
9	Bolt, 1/4-20 x 3/4" Hex Head Full Thread	F05005-1	6
10	Nut, 1/4-20 Hex Nylon Zinc Lock	F05010-21	6
11	Bolt, 3/8-16 x 5" Hex Head Grade 5	F05007-86	2
12	Bolt, 3/8-16 x 4" Hex Head Grade 5	F05007-126	4

13	Washer, 3/8" SAE Flat	F05011-3	4	
14	Nut, 3/8-16 Hex Nylon Zinc Lock	F05010-10	4	
15	Nut, 3/8-16 Hex Nylon Zinc Lock	F05010-25	2	
16	Flap, Rubber Door	042638	1	
17	Plate, Rubber Door Flap	042637	1	
18	Screw, 1/4-20 x 1/2" Self-Tapping	F05015-1	5	
19	Washer, 3/8" Split Lock	F05011-4	2	
20	Bolt, 3/8-16 x 1" Hex Head	F05007-7	2	
21	Bolt, 1/4-20 x 1/2" Hex Head	F05005-15	2	

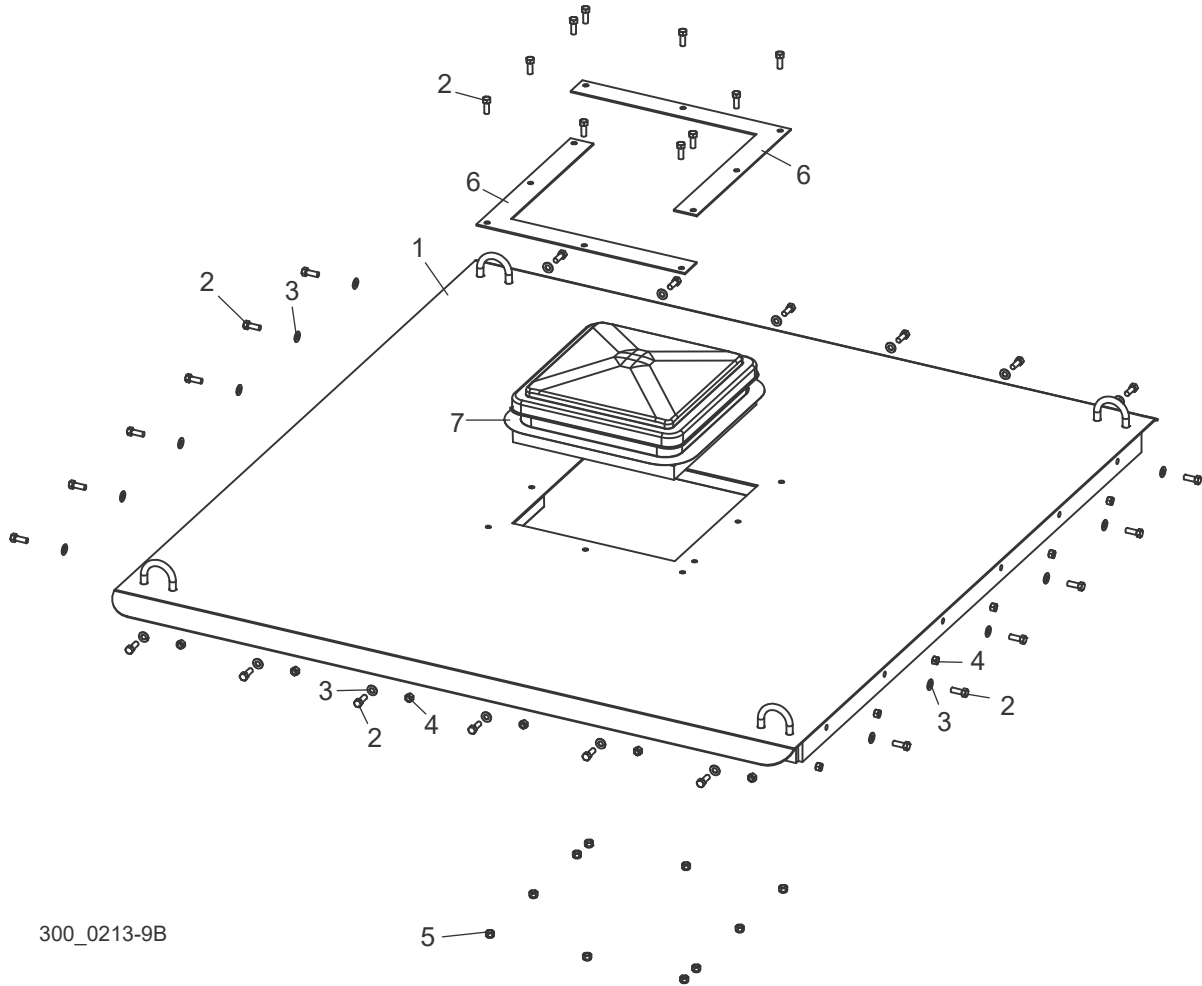
10.4 Front, Left Panel



300_0213-8

REF.	DESCRIPTION (◆ Indicates Parts Available in Assemblies Only)	PART #	QTY
	Panel Assembly, Window	058177	2
1	Panel, Window	058179	1
2	Window, Cab Front	042631	1
3	Seal, Cab Front Window	042630	1
4	Bolt, 3/8-16 x 4" Hex Head Grade 5	F05007-126	6
5	Washer, 3/8" SAE Flat	F05011-3	6
6	Nut, 3/8-16 Hex Nylon Lock	F05010-10	6
7	ANGLE, CORNER SUPPORT	058917	2
8	SCREW, 1/4-20 x 3/4" CARRIAGE	F05005-113	28
9	WASHER, 1/4" SAE FLAT	F05011-11	28
10	NUT, 1/4-20 HEX NYLON ZINC LOCK	F05010-69	28

10.5 Roof




300_0213-9B

REF.	DESCRIPTION (◆ Indicates Parts Available in Assemblies Only)	PART #	QTY
	ROOF ASSEMBLY, LT300 CAB	058182	1
1	Roof, Weldment, Cab	058183	1
2	Bolt, 3/8-16 x 1" Hex Head	F05007-7	34
3	Washer, 3/8" SAE Flat	F05011-3	24
4	Nut, 3/8-16 Swaged Lock	F05010-25	24
5	Nut, 3/8-16 Hex Nylon Lock	F05010-10	10
6	Plate, Air Vent	016866	2
7	Vent, Plastic Dome	016867	1

10.6 Air Conditioning/Heat Assembly (Optional)



300_0303



REF.	DESCRIPTION (◆ Indicates Parts Available in Assemblies Only)	PART #	QTY
	AIR CONDITIONING/HEAT ASSEMBLY, CAB (OPTIONAL)	A/C1	1
1	A/C Unit, AC1 (Rev. A4.00)	074118	1
2	Control, A/C1 (Rev. A4.00)	074117	1
	Plug, 13/32 Plastic	014537	10
	Caulk, 10 oz. Tube Clear Silicon	P02616	1
	Clamp, 1/2" Flex Steel Conduit 90 Deg. El.	017801	1
	Conduit, 1/2" x 77" Flex Steel	017802	1
	Wire Nut, Yellow	016863	3
	Clamp, 3/4 EMT	P04851	4
	Screw, 1/4-20 x 1/2" Self-Tapping	F05015-1	4
	Foam, 1/2"x1" Adhesive Back	R02306	5 ft.
3	Heat Package, A/C1 (Rev. A4.00)	074116	1
4	Drain Kit, A/C1	076000	1