

Wood-Mizer®

Parts Manual

LT70 B1-4 E15S MH	rev. A4.05
LT70 B1-4 E20S MH	rev. A4.05
LT70 B1-4 E25S MH	rev.A4.05
LT70 B1-4 E25S MH WIDE	rev. A4.05



Safety is our #1 concern! Read and understand all safety information and instructions before operating, setting up or maintaining this machine.

Form #638

Table of Contents

Section-Page

General Contact Information

Branches & Authorized Sales Centers Wood-Mizer Locations (North and South America)

SECTION 1 GENERAL INFORMATION 1-1

- 1.1 How To Use the Parts List..... 1-1
- 1.2 Sample Assembly 1-1

SECTION 2 BLADE GUIDE ASSEMBLIES 2-1

- 2.1 Blade Guide Assembly, Idle Side 2-1
- 2.2 Blade Guide Assembly, Drive Side 2-3
- 2.3 Blade Guide Arm, Idle Side - Wide Saw Head 2-5
- 2.4 Blade Guide Arm, Idle Side 2-7
- 2.5 Blade Guide Mount Assembly, Drive Side 2-10
- 2.6 Blade Guide w/Extended Roller, Idle Side (524855) 2-11
- 2.7 Blade Guide w/Extended Roller, Drive Side (524863) 2-13
- 2.8 Extended Blade Guide Roller w/Bearings - 522502 2-15

SECTION 3 BLADE WHEELS & TENSIONER 3-1

- 3.1 Blade Drive Assembly.....3-1
- 3.2 Idle-Side Blade Wheel Assembly 3-3
- 3.3 Hydraulic Blade Tensioner Assembly..... 3-4
- 3.4 Sawdust Flow Guide..... 3-6
- 3.5 Idle Side Wheel Arm Rocker W/Lever (520539_533944) 3-7
- 3.6 Blade Drive Wheels And Rollers Assembly, 2" Blade (586000) 3-8
- 3.7 2" Blade Drive Wheel (582126) 3-9
- 3.8 Idle Side 2" Blade Wheel (582125) 3-10
- 3.9 Drive Blade Wheel Wiper & Scraper Assembly (586150) 3-11

SECTION 4 SAW HEAD 4-1

- 4.1 Middle Throat Screw4-1
- 4.2 Drive Belt Tensioner (AC) 4-2
- 4.3 Board Return Assembly (Optional) 4-3
- 4.4 Water Lube Assembly 4-5
- 4.5 Oil Tank 4-6
- 4.6 LT70AC Saw Head Decals 4-7
- 4.7 Blade Housing Covers..... 4-9
- 4.8 Sawdust Chute 4-11
- 4.9 Sawdust Chute (LT70 Wide only)..... 4-12
- 4.10 Saw Head Rest Bracket & Plate Mount 4-13
- 4.11 LT Sawmill Saw Head Rest Bracket 4-14
- 4.12 Saw Head Support Bracket (only portable sawmills with the new type of "M" frame)

4-15

Table of Contents

Section-Page

SECTION 5 CONTROL & BATTERY BOXES

5-1

5.1	Control Assembly, LT40AC Series	5-1
5.2	Control Box Bracket.....	5-3
5.3	Drum Switches	5-4
5.4	Circuit Breakers.....	5-5

SECTION 6 UP/DOWN SYSTEM

6-1

6.1	Up/Down Rollers & Covers	6-1
6.2	Blade Height Scale	6-3
6.3	Up/Down Chain & Sprockets	6-5
6.4	Safety Switches	6-6
6.5	Up/Down Drive Assembly	6-7

SECTION 7 FEED SYSTEM & TRACK ROLLERS

7-1

7.1	Upper Track Rollers And Wipers.....	7-1
7.2	Power Feed Assembly	7-3
7.3	Feed Chain/Stop, LT70 S/M	7-5
7.4	Feed Chain/Stop	7-6
7.5	Lower Track Rollers.....	7-7

Table of Contents

Section-Page

SECTION 8 BED FRAME ASSEMBLY

8-1

8.1	Bed Section.....	8-1
8.2	Bed Section, Additional	8-2
8.3	Bed Extension.....	8-3
8.4	Stationary Leg Kit	8-4
8.5	Outrigger Leg Kit	8-5
8.6	Outrigger Leg Kit High - LES B3	8-6
8.7	Additional Angled Bed Rail (Long)	8-7
8.8	Additional Flat Bed Rail (Long)	8-8
8.9	Additional Flat Bed Rail (Short)	8-9
8.10	Additional Angled Bed Rail (Short)	8-10
8.11	Log Side Support Assembly	8-11
8.12	Front & Rear Tubes	8-12
8.13	Bumpers.....	8-13
8.14	Remote Equipment for Installation on a Wall (Cutting Length of 6.5 m)	8-14
8.15	Remote Equipment for Installation on a Wall (Cutting Length of 6.5-10 m)	8-15
8.16	4-Post Remote Set	8-16
8.17	Guide Rail Support Post	8-17
8.18	Guide Rail Support Post	8-19
8.19	5-Post Remote Set	8-21
8.20	Bed Frame Decals.....	8-22
8.21	Saw Head Transportation Holder, LT70B.....	8-22
8.22	Octagonal Profile Sawing Tool (Option)	8-24

SECTION 9 LOG CLAMP, LOADING RAMP & TOE BOARD

9-1

9.1	Log Clamp, LES	9-1
9.2	Loading Ramp	9-2
9.3	Manual Toe Board.....	9-3
9.4	Winch Option	9-4
9.5	Log Side Supports w/Lever Option.....	9-5

Getting Service

Wood-Mizer is committed to providing you with the latest technology, best quality and strongest customer service available on the market today. We continually evaluate our customers' needs to ensure we're meeting current wood-processing demands. Your comments and suggestions are welcome.

General Contact Information

From Europe call your local distributor or our European Headquarters and Manufacturing Facility in Koło, Nagórna 114 St, Poland at **+48-63-2626000**. From the continental U.S., call our U.S. Headquarter 8180 West 10th St.Indianapolis, IN 46214, toll-free at **1-800-525-8100**. Ask to speak with a Customer Service Representative. Please have your machine identification number and your customer number ready when you call. The Service Representative can help you with questions about the operation and maintenance of your machine. He also can schedule you for a service call.

Office Hours:

Country	Monday - Friday	Saturday	Sunday
Poland	7 a.m.- 3 p.m.	Closed	Closed
US	8 a.m.- 5 p.m.	8 a.m.- 12 p.m	Closed

Please have your vehicle identification number and your customer number ready when you call.

Wood-Mizer will accept these methods of payment:

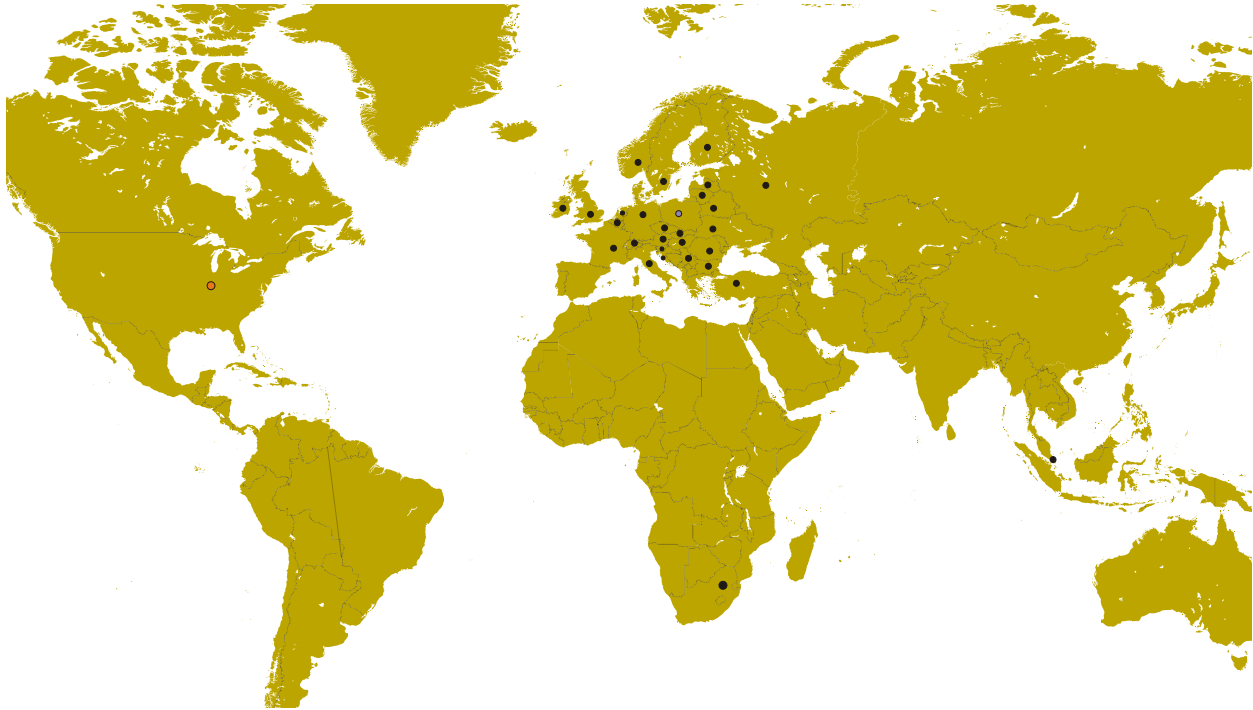
- Visa, Mastercard, or Discover
- COD
- Prepayment
- Net 15 (with approved credit)



Be aware that shipping and handling charges may apply. Handling charges are based on size and quantity of order.

Technical data are subject to change without prior notice.

Actual product may differ from product images. Some illustrations show machines with optional equipment.

Branches & Authorized Sales Centers Wood-Mizer Locations (North and South America)



EUROPE		UNITED STATES
<p> European Headquarters Wood-Mizer Industries Sp. z o.o. Nagórna 114, 62-600 Kolo, Poland Tel.: +48-63-26-26-000 Fax: +48-63-27-22-327 www.woodmizer.eu</p>		<p> World Headquarters Wood-Mizer LLC 8180 West 10th Street Indianapolis, Indiana 46214-2400, USA Tel.: +1-317-271-1542 Fax: +1-317-273-1011 www.woodmizer.com</p>
<p>BELARUS MOST-GRUPP Siemashko 15, k.3 Minsk 2200116 Tel.: +375-17-270-90-08 Fax: +375-17-270-90-08 GSM: +375-29-649-90-80 e-mail: most-by@mail.ru</p>	<p>SWITZERLAND Stefan Wespi Maschinen u. Geräte Spezialarbeiten GmbH Eichstraße 4 6353 Weggis Tel.: +41-413-900-312 GSM: +41-799-643-594 info@woodmizer.ch www.woodmizer.ch</p>	<p>RUSSIA Dariusz Mikołajewski OOO WOOD-MIZER INDUSTRIES 141031, Moscow Reg., Mytishenski raj., pos. Veshki, Zavodskaja str., 3B Tel.Fax: +7(495) 788-72-35 Tel.Fax: +7(495) 641-51-60 e-mail: dariuszm@woodmizer-moscow.ru</p>
<p>BULGARIA Kalin Simeonov Ecotechproduct 38 Star Lozenski pat str. Sofia 1186 Tel.: +359-2-462-7035 Tel.: +359-2-963-1656 Tel./Fax : +359-2-979-1710 Kalin Simeonov GSM: +3592-963-2559 e-mail: office@ecotechproduct.com</p>	<p>HUNGARY Wiktor Turoczy Wood-Mizer Hungary K.F.T. Szonyi Ut 67., 2921 Komárom Tel./Fax: +36-34-346-255 e-mail: woodmizer@woodmizer.hu</p>	<p>RUSSIA Far East Wladimir Glazaczew "WM Service" Krasnoretchenskaya Str.111 680006 Khabarovsk Tel./Fax: +7-914-541-1183 e-mail: wms-khv@mail.ru</p>

<p>CROATIA Krešimir Pregernik Pregimex d.o.o. S. Batušićeva 31, 10090 Zagreb Tel./Fax: +3851-38-94-668 Krešimir Pregernik GSM: +3851-98-207-106 e-mail: Kresimir.Pregernik@gmail.com</p>	<p>ITALY Pasquale Felice Wood-Mizer Italia Srl Cda. Capoiaccio SN 86012 Cercemaggiore Campobasso Tel./Fax: +39-0874-798-357 GSM: +39-333-281-03-79 e-mail: wmitaliasrl@gmail.com</p>	<p>SERBIA Dragan Markov Wood-Mizer Balkan d.o.o. Svetosavska GA 3/3; P. Fah 25 23 300 Kikinda Tel./Fax: +381-230-25-754 Tel./Fax: +381-230-23-567 GSM: +381-63-568-658 e-mail: office@woodmizer.co.yu</p>
<p>CZECH REPUBLIC Miroslav Greill Wood-Mizer CZ s.r.o. Za Kasárny 946 339 01 Klatovy Tel: +420-376-312-220 GMS: +420-608-111-104 Miroslav Greill GMS: + 420-602-439-799 E-mail: woodmizer@woodmizer.cz</p>		<p>SLOVAKIA Wiktor Turoczy Wood-Mizer Danubia s.r.o. Hadovce 5, 94501 Komárno Tel.: +421-35-77-40-316 Fax: +421-35-7740-326 GSM: +421-905-930-972 e-mail: woodmizer@woodmizer.sk</p>
<p>CZECH REPUBLIC Lubomir Kudlik Wood-Mizer Moravia Sovadinova 6 69002 Breclav Tel./Fax: +420-519-322-443 Lubomir Kudlik GSM: +420-602-734-792 e-mail: info@wood-mizer.net</p>	<p>LATVIA Vilmars Jansons OBERTS Ltd Gaujas str. 32/2 LV-2167 Marupe, Rigas Raj. Tel.: +371-7-810-666 Fax: +371-7-810-655 Vilmars Jansons GSM: +371-92-06-966 Andris Orols GSM: +371-28-33-07-90 e-mail: andris@oberts.lv</p>	<p>TURKEY Er-Ka Ahsap Profil Kerestecilik San. ve Tic. Ltd. Sti. Adana Keresteciler Sitesi 191 sk No.41 ADANA Tel.: +90-322-346-15-86 Fax: +90-322-345-17-07 GSM: +90-533-363-18-44 e-mail: info@erkaahsap.com.tr</p>
<p>FINLAND Howard Blackbourn Oy Falkberg Jordbruk Ab Falkintie 220 25610 Ylonkyla Tel.: +358-2732-2253 Fax: +358-2732-2263 Howard Blackbourn GSM: +358-440-424-339 e-mail: falkberg@woodmizer.fi</p>	<p>LITHUANIA Andrius Zuzevicius UAB Singlis Savanoriu pr. 187, 2053 Vilnius Tel.: +370-5-2-32-22-44 Fax: +370-5-2-64-84-15 GSM: +370-620-28-645 e-mail: andrius.z@singlis.lt Dmitrij Gaiduk GSM: +370-69-84-51-91 e-mail: dmitrijus.g@singlis.lt</p>	<p>UKRAINE Ivan Vinnicki MOST UKRAINA bul. Myru 3, Bajkivtsi Ternoplskyj r-j Ternopolska oblast 47711 Ukraine Tel/Fax: +38 (0352) 52 37 74 GSM: +38 (067) 352 54 34 GSM: +38 (067) 674 50 68 E-mail: most-ukraine@ukr.net</p>
<p>FRANCE Tizoc Chavez Wood-Mizer France 556 chemin des Embouffus, ZAC des Basses Echarrieres 38440 SAINT JEAN DE BOURNAY Tel: +33-4 74 84 84 44 GSM: +33-607 52 02 82 Mail: tchavez@woodmizer.fr</p>	<p>NORWAY Tor Bakken Flaathe Bakken Flaathe A/S Løkenvegen 5, 2034 Holter Tel: + 47-638 74 989 Sales: + 47- 412 80 076 Service: +47- 975 87 588 post@woodmizer.no www.woodmizer.no</p>	<p>UNITED KINGDOM & IRELAND Wood-Mizer UK Hopfield Barn Kenward Road, Yalding Kent ME18 6JP, UK Tel.: +44-1622-813-201 Fax: +44-1622-815-534 e-mail: info@woodmizer.co.uk</p>
<p>SLOVENIA Jan Fale FAMTEH d.o.o. Gacnikova pot 2, 2390 Ravne na Koroskem Tel.: +386-2-62-04-232 Fax: +386-2-62-04-231 Jan Fale GSM: +386-2-62-04-230 e-mail: jan.fale@famteh.si Matjaz Kolar Tel.: +386-2-62-04-232 GSM: +386-31-775-999 e-mail: matjaz.kolar@famteh.si</p>		

<p>GERMANY/AUSTRIA Klaus Longmuss Wood-Mizer GmbH Dorfstraße 5, 29485 Schletau Büro Tel: +49-5883 988 010 Werkstatt Tel: +49-5883 988 220 Ersatzteilservice Tel: +49 58 83 - 98 80 250 Schärfservice Tel: +49-58 83 - 98 80 270 E-mail: info@woodmizer.de www.woodmizer.de Klaus Longmuss Tel.: +49-5883-9880-12 GSM: +49-17-298-55-892 e-mail: KLongmuss@woodmizer.de</p>	<p>Subagent: SWEDEN Kjell Larsson Mekwood AB Slingan 14, 812 41 Gästrike-Hammarby Tel.: +46-290-515-65 Kjell Larsson GSM: +46-706-797-965 e-mail: kjell.larsson@mekwood.se</p>	<p>IRELAND Wood-Mizer Ireland Stephen Brennan Cum Lahardane Ballina County Mayo Tel:+353 96 51345 E-mail: brennanmill@ericom.net</p>
<p>Subagents: DENMARK Kevin Christiansen Kevin Christiansen's savværker PMV Arnborgvej 40, 7330 Brande- Fasterholt Mobile: +45 61468763 Mobile: +45-23495828 Info@woodmizer.dk www.woodmizer.dk</p>	<p>ROMANIA Adrian Echert SC WOOD-MIZER RO SRL TRANSILVANIEI Nr. 5 Sibiu, Cisanadie 555300 Tel./Fax: : +40-369-405-433 GSM: +40-745-707-323 e-mail: aechert@woodmizer.ro</p>	<p>Regional Manager - Asia Robert Moxham Regional Direction - Asia Wood-Mizer Asia Manufacturing Co., Ltd. No.2, Gongyequ 40th Rd. Xitun District, Taichung City, 40768, Taiwan, R.O.C. TEL: +886-4-2359 3022 FAX: +886-4-2359 3205 CELL: +886-9-0568 7708 EMAIL: RMoxham@woodmizer.com www.woodmizerasia.com Skype: r.g.moxham</p>
<p>NETHERLANDS Gerlo Breukers Breukers Houtzagerij en Bosbouwmachines Hazenweg 5, 7481 PC Haaksbergen Tel: +31-535741326 Mobile: +31-620419412 info@woodmizer.nl www.woodmizer.nl</p>	<p>Subagent: ROMANIA M. Echert S.C. Echert Comprod s.r.l Str. Schitului Nr. 6, Apt.7 etajul-1 725 70 Vatra Dornei, Romania Tel./Fax: +40-230-374-235 Tel. : +40-740-35-35-74</p>	<p>Regional Manager - Africa Gavin Prowse Regional Sales Director - Africa Wood-Mizer Africa (Pty) Ltd. Unit 1, Leader Park 20 Chariot Street Stormill Ext.5 Maraisburg, Johannesburg South Africa TEL: +27 11 473 1313 FAX: +27 11 473 2005 CELL: +27 71 398 8010 EMAIL: growse@woodmizer.com www.woodmizerafrika.com Skype: gavin.prowse</p>

USA World Headquarters

Serving North & South America, Oceania, East Asia

Wood-Mizer LLC
8180 West 10th Street
Indianapolis, IN 46214

Phone: 317.271.1542 or 800.553.0182
Customer Service: 800.525.8100
Fax: 317.273.1011
Email: infocenter@woodmizer.com

Brazil Headquarters

Serving Brazil

Wood-Mizer do Brasil
Rua Dom Pedro 1, No: 205 Bairro: Sao Jose
Ivoti/RS CEP:93.900-000

Tel: +55 51 9894-6461/ +55 21 8030-3338/ +55 51 3563-4784
Email: info@woodmizer.com.br

Canadian Headquarters

Serving Canada

Wood-Mizer Canada
396 County Road 36, Unit B
Lindsay, ON K9V 4R3

Phone: 705.878.5255 or 877.357.3373
Fax: 705.878.5355
Email: ContactCanada@woodmizer.com

Europe Headquarters

Serving Europe, Africa, West Asia

Wood-Mizer Industries Sp z o.o.
Nagorna 114
62-600 Kolo, Poland

Phone: +48.63.26.26.000
Fax: +48.63.27.22.327

Branches & Authorized Sales Centers

For a complete list of dealers, visit www.woodmizer.com

SECTION 1 GENERAL INFORMATION

1.1 How To Use the Parts List

- Use the index above to locate the assembly that contains the part you need.
- Go to the appropriate section and locate the part in the illustration.
- Use the number pointing to the part to locate the correct part number and description in the table.
- Parts shown indented under another part are included with that part.
- Parts marked with a diamond (◆) are only available in the assembly listed above the part.

See the sample table below. Sample Part #A01111 includes part F02222-2 and subassembly A03333. Subassembly A03333 includes part S04444-4 and subassembly K05555. The diamond (◆) indicates that S04444-4 is not available except in subassembly A03333. Subassembly K05555 includes parts M06666 and F07777-77. The diamond (◆) indicates M06666 is not available except in subassembly K05555.

1.2 Sample Assembly				
REF.	DESCRIPTION (◆ Indicates Parts Available In Assemblies Only)	PART #	QTY	
	Sample Assembly, Complete (Includes All Indented Parts Below)	A01111	1	
1	Sample Part	F02222-22	1	
	Sample Subassembly (Includes All Indented Parts Below)	A03333	1	
2	Sample Part (◆ Indicates Part Is Only Available With A03333)	S04444-4	1	◆
	Sample Subassembly (Includes All Indented Parts Below)	K05555	1	
3	Sample Part (◆ Indicates Part Is Only Available With K05555)	M06666	2	◆
4	Sample Part	F07777-77	1	

To Order Parts:

- From Europe call our European Headquarters and Manufacturing Facility in Kolo, Poland at **+48-63-2626000**. From the continental U.S., call our toll-free Parts hotline at **1-800-525-8100**. Have your customer number, vehicle identification number, and part numbers ready when you call. From other international locations, contact the Wood-Mizer distributor in your area for parts.

Office Hours:

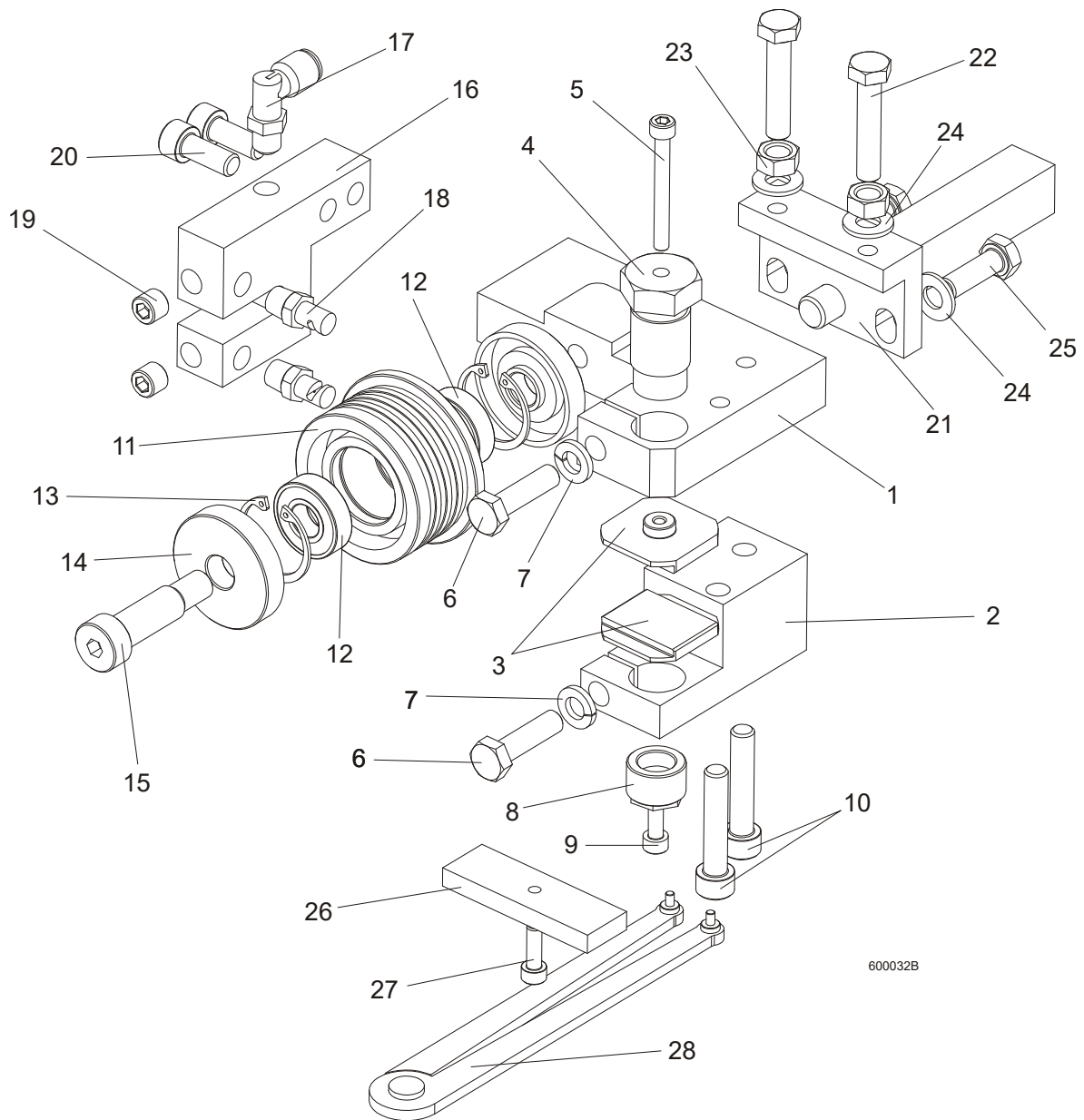
Country	Monday - Friday	Saturday	Sunday
Poland	7-15	Closed	Closed
US	8 a.m.- 5 p.m.	8 a.m.- 12 p.m.	Closed



CAUTION! It is strongly recommended that only original spare parts be used.

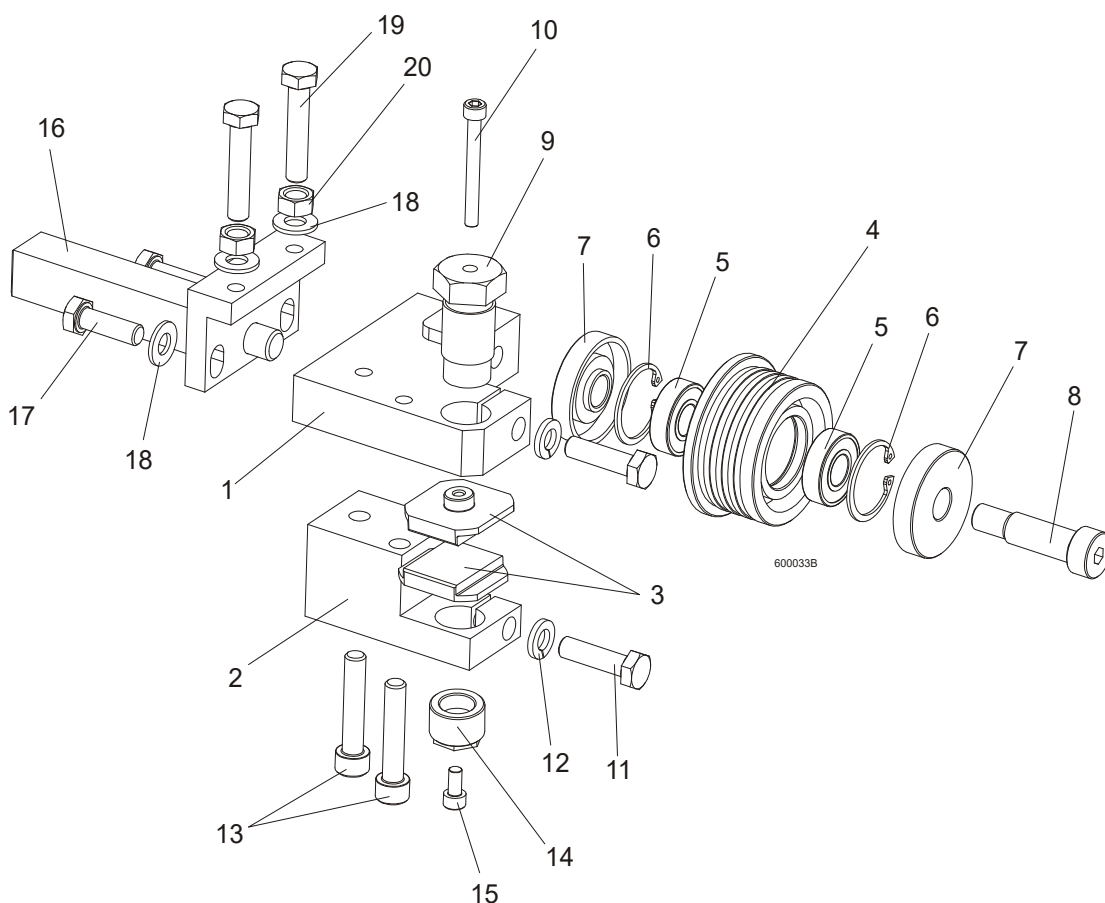
SECTION 2 BLADE GUIDE ASSEMBLIES

2.1 Blade Guide Assembly, Idle Side



REF	DESCRIPTION (◆ INDICATES PARTS AVAILABLE IN ASSEMBLIES ONLY)	PART #	QTY
	BLADE GUIDE ASSEMBLY, IDLE SIDE, EXTENDED (FOR OPTIONAL USE WITH 1 1/2" BLADES)	092997	1
1	Block, Blade Guide Mount Zinc-Plated	090947-1	1
2	Block, Lower Ceramic Pad Mount Zinc-Plated	090948-1	1
3	Block, Blade Guide Zinc	093430-1	2
4	Bolt, Upper Pad Adjustment Zinc-Plated	089515-1	1
5	SCREW, M5X45 DIN912 A2-70 HEX SOCKET HE	F81000-24	1
6	Bolt, M8x30 DIN933 A2-70 Stainless Steel	F81002-27	2
7	WASHER 8,2 SPLIT LOCK ZINC	F81054-4	2
8	Screw, Lower Pad Adjuster Zinc-Plated	516191-1	1
9	SCREW, M5X10 DIN912 A2-70 HEX SOCKET HE	F81000-23	1
10	Screw, M8x40-8.8 Hex Socket Head Cap Zinc	F81002-29	2
	Roller, Blade Guide w/Bearing, Extended	092939	1
11	Roller, Blade Guide Extended	087890	1
12	BEARING, 6001 2RSR (FAG, SKF)	087893	2
13	Ring, W28 Inside Retaining	F81090-9	2
14	RING, ZINC-PLATED SPACER	087891-1	1
	Washer, Blade Guide Roller Spacer Zinc-Plated	087892-1	1
15	Screw, 12/M10x30 12.9 ISO 7379 Socket Head Shoulder	F81003-70	1
	Screw, 12/M10x35 12.9 ISO 7379 Socket Head Shoulder (used with the Extended Roller only)	F81003-48	1
16	Block, Nozzle Mounting Zinc-Plated	090487-1	1
17	ELBOW, 90 DEG 1/8MPT 1/4 TUBE SWIVEL	P09736	1
18	Nozzle, Blade Lube Spray	033479	2
19	PLUG, M10X1 DIN906 BN40 ZINC	F81015-3	2
20	Screw, M8x20-8.8 Hex Socket Head Cap Zinc	F81002-30	2
21	BRACKET WELDMENT, BLADE GUIDE ZINC-PLATE	089509-1	1
22	Bolt, M8x40 DIN933 A2-70 Stainless Steel	F81002-28	2
23	NUT, M8 DIN 934 A2-70 STAINLESS STEEL	F81032-7	2
24	WASHER, 8.4 FLAT ZINC	F81054-1	4
25	Bolt, M8x25 DIN933 A2-70 Stainless Steel	F81002-26	2
	PLATE, BLADE GUIDE ALIGNMENT - COMPLETE	090951	1
26	PLATE, BLADE GUIDE ALIGNMENT ZINC-PLATED	090805-1	1
27	Screw, M5X16-8.8 Hex Socket Head Cap Zinc	F81000-25	1
28	Tool, 62860-3 (PERSCHMAN) Lower Pad Adjustment	090949	1

2.2 Blade Guide Assembly, Drive Side



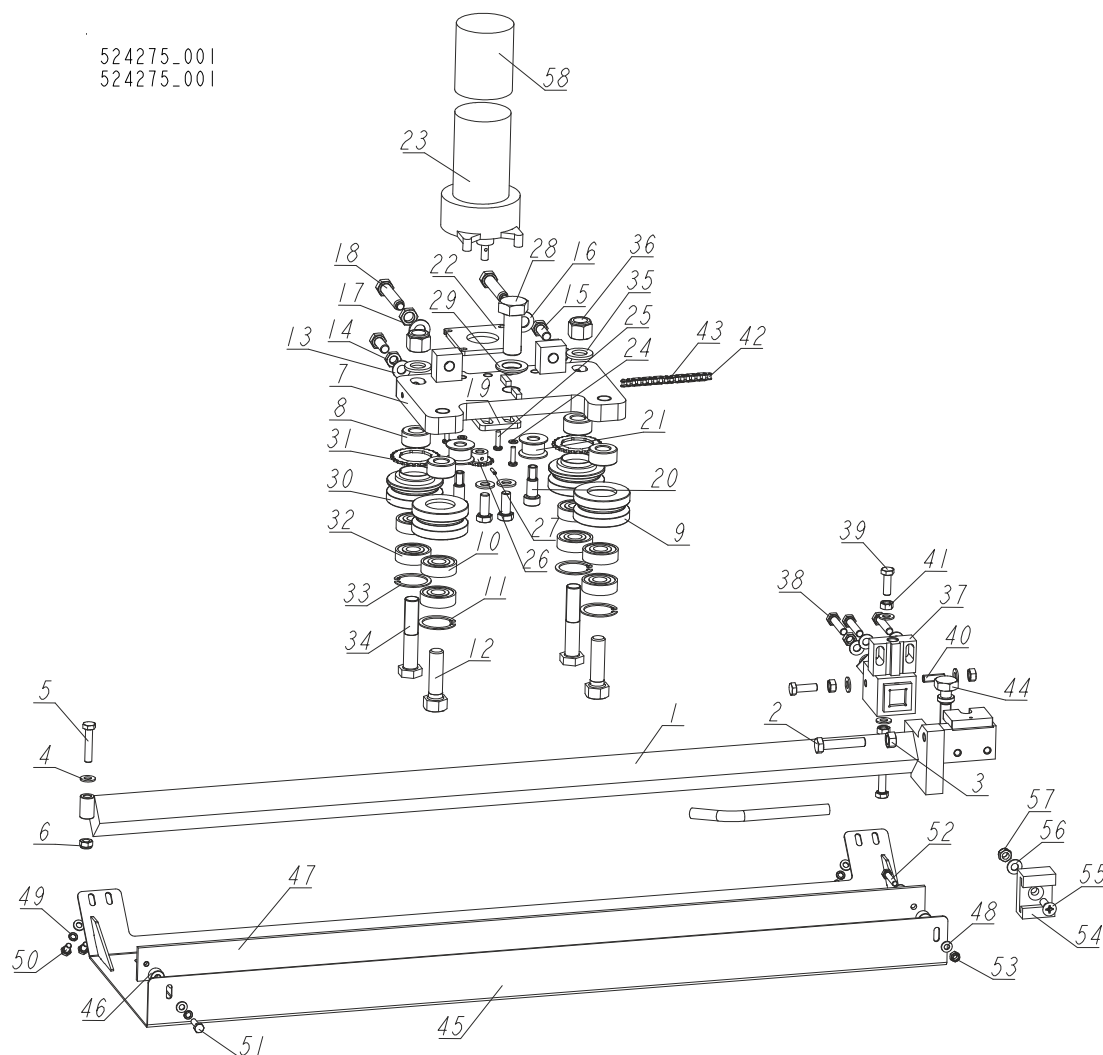
REF	DESCRIPTION (◆ INDICATES PARTS AVAILABLE IN ASSEMBLIES ONLY)	PART #	QTY	
	BLADE GUIDE ASSEMBLY, DRIVE SIDE, EXTENDED (FOR OPTIONAL USE WITH 1 1/2" BLADES)	092998	1	
1	Block, Blade Guide Mount Zinc-Plated	090944-1	1	
2	Block, Lower Ceramic Pad Mount Zinc-Plated	090946-1	1	
3	Block, Blade Guide Zinc	093430-1	2	
	Roller, Blade Guide w/Bearing, Extended	092939	1	
4	Roller, Blade Guide Extended	087890	1	
5	BEARING, 6001 2RSR (FAG, SKF)	087893	2	◆
6	Ring, W28 Inside Retaining	F81090-9	2	
7	RING, ZINC-PLATED SPACER	087891-1	1	
	Washer, Blade Guide Roller Spacer Zinc-Plated	087892-1	1	
8	Screw, 12/M10x30 12.9 ISO 7379 Socket Head Shoulder	F81003-70	1	
	Screw, 12/M10x35 12.9 ISO 7379 Socket Head Shoulder (used with the Extended Roller only)	F81003-48	1	
9	Bolt, Upper Pad Adjustment	089515	1	
10	SCREW, M5X45 DIN912 A2-70 HEX SOCKET HE	F81000-24	1	
11	Bolt, M8x30 DIN933 A2-70 Stainless Steel	F81002-27	2	
12	WASHER 8,2 SPLIT LOCK ZINC	F81054-4	2	
13	Screw, M8x40-8.8 Hex Socket Head Cap Zinc	F81002-29	2	
14	SCREW, LOWER PAD ADJUSTER ZINC-PLATED	516191-1	1	

15	SCREW, M5X10 DIN912 A2-70 HEX SOCKET HE	F81000-23	1	
16	BRACKET WELDMENT, BLADE GUIDE ZINC-PLATE	089509-1	1	
17	Bolt, M8x25 DIN933 A2-70 Stainless Steel	F81002-26	2	
18	WASHER, 8.4 FLAT ZINC	F81054-1	4	
19	Bolt, M8x40 DIN933 A2-70 Stainless Steel	F81002-28	2	
20	NUT, M8 DIN 934 A2-70 STAINLESS STEEL	F81032-7	2	

2 Blade Guide Assemblies

Blade Guide Arm, Idle Side - Wide Saw Head

2.3 Blade Guide Arm, Idle Side - Wide Saw Head

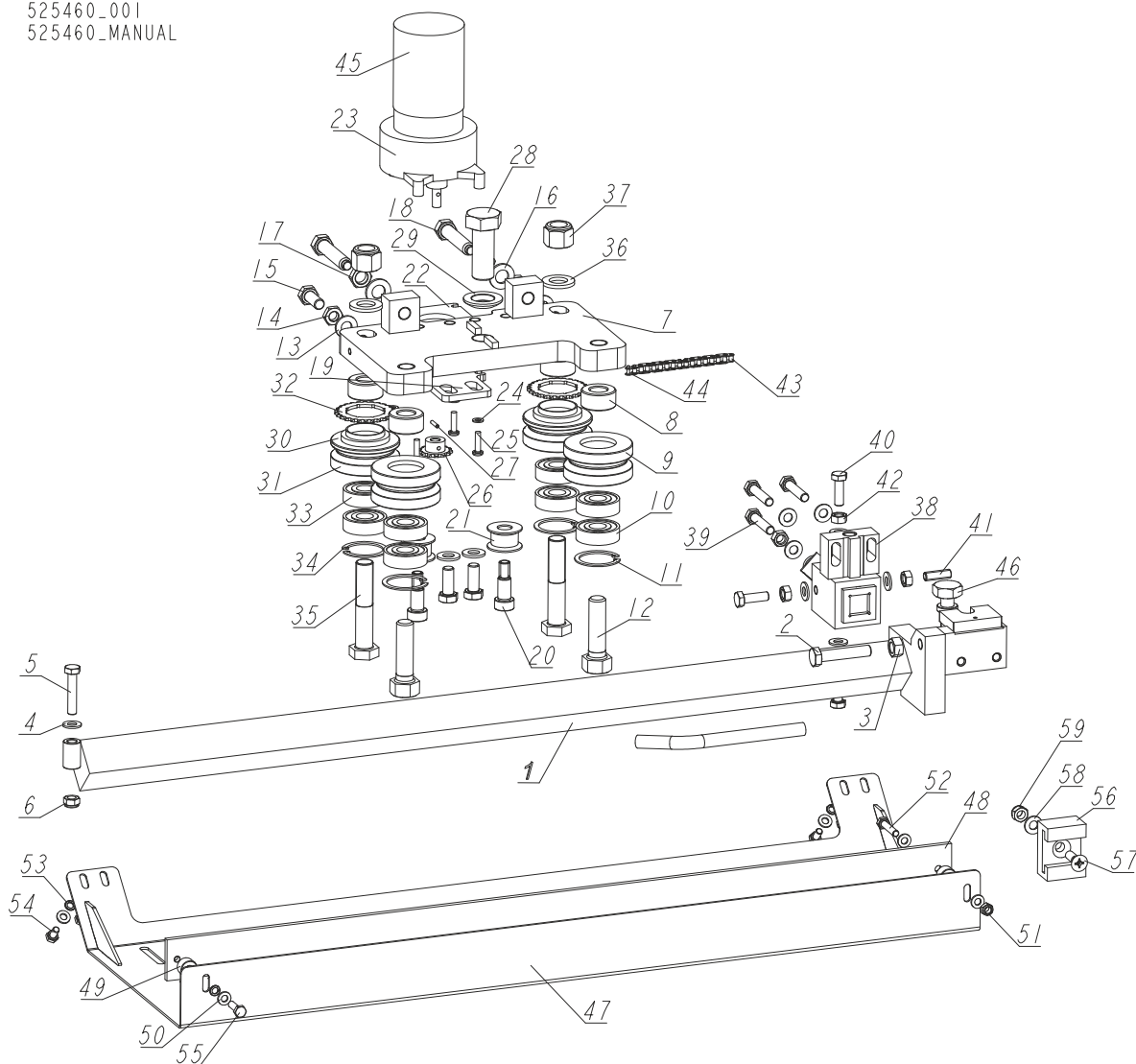


REF	DESCRIPTION (◆ INDICATES PARTS AVAILABLE IN ASSEMBLIES ONLY)	PART #	QTY
-	ARM, BLADE GUIDE - IDLE SIDE	524275	1
1	ARM, BLADE GUIDE ZINC-PLATED	524273-1	1
2	BOLT, M10X50MM,HEX HEAD FULL THREAD ZINC	F81003-4	1
3	NUT, M10-8-B-HEX ZINC	F81033-3	1
4	WASHER, 8.4 FLAT ZINC	F81054-1	8
5	BOLT, M8X40-8.8 HEX HEAD FULL THREAD ZINC	F81002-15	1
6	NUT, M8-8-B HEX NYLON ZINC LOCK	F81032-2	1
7	PLATE WELDMENT, BLADE GUIDE ARM ZINC-PLATED	090800-1	1
8	BUSHING, 16/32-16 ZINC-PLATED	090804-1	4
-	ROLLER ASSY, B/G IDLER	042543	2
9	ROLLER, 2 1/2 V-GROOVE	042536	1
10	BEARING, 5/8X1.7548X.4724	P06030-1	2
11	RING, 1.575 INTERNAL BEVELED RETAINING	F04254-8	1
12	BOLT, 5/8-18X2 1/4 HH GRADE 5	F05009-80	2
13	WASHER, 10.5 FLAT ZINC	F81055-1	4
14	NUT, M10-04-W HEX ZINC THIN	F81033-6	2
15	BOLT, M10X25 8.8 HEX HEAD FULL THREAD	F81003-31	4

REF	DESCRIPTION (◆ INDICATES PARTS AVAILABLE IN ASSEMBLIES ONLY)	PART #	QTY
16	WASHER, 13 FLAT ZINC	F81056-1	2
17	NUT, M12X1.25-8 HEX THIN ZINC	F81034-5	2
18	SCREW, M12X1.25X60-33H HEX SET ZINC W/FULL DOG POINT	F81004-52	2
19	PLATE, BLADE GUIDE MOTOR MOUNT	557374-1	1
20	BOLT, 12/M10X20 12.9 ISO7379 SHOULDER (BOSSARD)	F81003-68	2
21	ROLLER, CHAIN GUIDE	090801	2
22	PLATE, SPACER	557373-1	1
23	MOTOR, CURRENT APPLICATION 1/30HP 12VDC GEAR	557161	1
24	WASHER, 5.3 FLAT ZINC	F81052-1	4
25	BOLT, #10-32X3/4 CRSL PH	F81000-35	4
26	SPROCKET, 25B13X.3130	P09970	1
27	PIN, 3X14 GEOMET ROLL	F81044-4	1
28	BOLT, M20X1.5X50-8.8-B HEX HEAD FULL THREAD ZINC	F81007-2	1
29	WASHER, DIN 6319-21C SPHERICAL (GOMA)	F81059-6	1
-	ROLLER ASSY, B/G DRIVE	042542	2
-	ROLLER ASSY, B/G PRESSED DRIVE	042541	1
30	ROLLER, 2.5 V-GROOVE DRIVE	042535	1
31	SPROCKET, #25 CHAIN 26 TOOTH	S09931	1
32	BEARING, 5/8X1.7548X.4724	P06030-1	2
33	RING, 1.575 INTERNAL BEVELED RETAINING	F04254-8	1
34	BOLT, 5/8-18X3 1/4 HHC GRADE 5	F05009-98	2
35	WASHER, 17 SPLIT LOCK ZINC	F81058-1	2
36	NUT, 5/8-18 NYLON ZINC LOCK	F05010-71	2
37	MOUNTING BLOCK, DRIVE SIDE BLADE GUIDE (089503-1	1
38	BOLT, M8X40 DIN933 A2-70 STAINLESS STEEL	F81002-28	3
39	BOLT, M8X25 DIN933 A2-70 STAINLESS STEEL	F81002-26	3
40	SCREW, M8X25 A2-70 DIN 913 STAINLESS STE	F81014-3	1
41	NUT, M8 DIN 934 A2-70 STAINLESS STEEL	F81032-7	5
-	CHAIN, BLADE GUIDE ARM DRIVE	093805	1
42	CHAIN, #25X92 PITCHES B/G	042443	2
43	LINK, 25 MASTER	P09983	2
44	BOLT, BLADE GUIDE ADJUSTMENT (ZINC-PL.)	506552-1	1
-	GUARD, LT70 BLADE - COMPLETE	525483	1
45	GUARD WELDMENT, LT70 BLADE	525480-1	1
46	BUSHING, 6.5/16-10.5	525463-1	2
47	BAR, LT70 BLADE GUARD	524272	1
48	WASHER, 6.4 FLAT ZINC	F81053-1	7
49	WASHER, Z 6.1 SPLIT LOCK	F81053-3	5
50	BOLT, M6X12-8.8 HEX HEAD FULL THREAD ZIN	F81001-7	4
51	BOLT, M6X20 8.8 HEX HEAD FULL THREAD ZINC	F81001-2	1
52	BOLT, M6X30-8.8 HEX HEAD FULL THREAD	F81001-13	1
53	NUT, M6-8-B HEX NYLON ZINC LOCK	F81031-2	1
54	BRACKET, BLADE GUIDE ARM GUIDE	088305	1
55	BOLT, M8X25 PAN HEAD ZINC	F81002-51	1
56	WASHER, 8.4 FLAT ZINC	F81054-1	1
57	NUT, M8-8-B HEX NYLON ZINC LOCK	F81032-2	1
58	CAP, 2.5 ID X 3 RUBBER	023720	1

2.4 Blade Guide Arm, Idle Side

525460_001
 525460_MANUAL



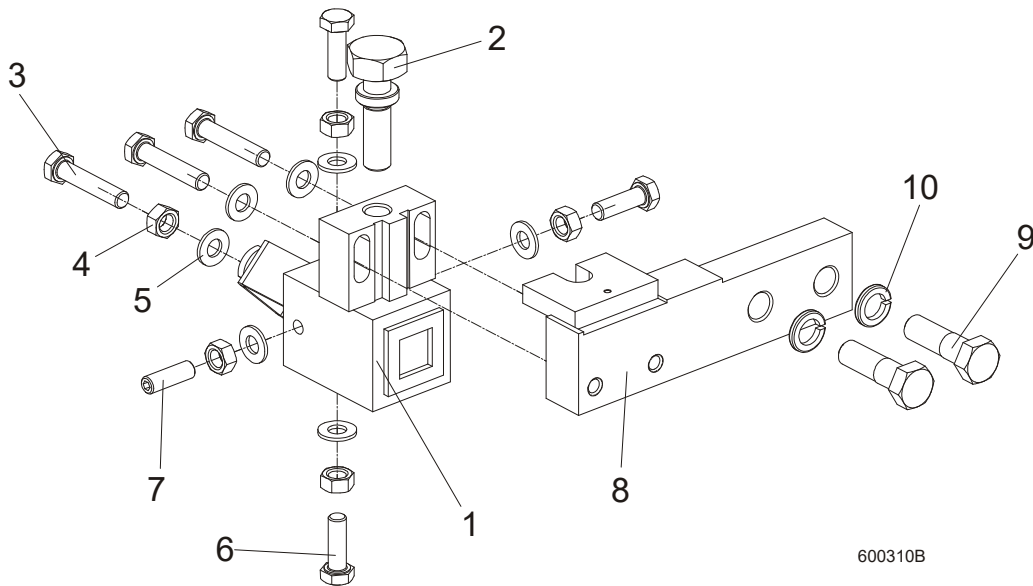
REF	DESCRIPTION (◆ INDICATES PARTS AVAILABLE IN ASSEMBLIES ONLY)	PART #	QTY
-	ARM, BLADE GUIDE - IDLE SIDE	525460	1
1	ARM, BLADE GUIDE ZINC-PLATED	525856-1	1
2	BOLT, M10X50MM,HEX HEAD FULL THREAD ZINC	F81003-4	1
3	NUT, M10-8-B-HEX ZINC	F81033-3	1
4	WASHER, 8.4 FLAT ZINC	F81054-1	8
5	BOLT, M8X40-8.8 HEX HEAD FULL THREAD ZINC	F81002-15	1
6	NUT, M8-8-B HEX NYLON ZINC LOCK	F81032-2	1
7	PLATE WELDMENT, BLADE GUIDE ARM ZINC-PLATED	090800-1	1
8	BUSHING, 16/32-16 ZINC-PLATED	090804-1	4
-	ROLLER ASSY, B/G IDLER	042543	2
9	ROLLER, 2 1/2 V-GROOVE	042536	1
10	BEARING, 5/8X1.7548X.4724	P06030-1	2
11	RING, 1.575 INTERNAL BEVELED RETAINING	F04254-8	1

REF	DESCRIPTION (◆ INDICATES PARTS AVAILABLE IN ASSEMBLIES ONLY)	PART #	QTY
12	BOLT, 5/8-18X2 1/4 HH GRADE 5	F05009-80	2
13	WASHER, 10.5 FLAT ZINC	F81055-1	4
14	NUT, M10-04-W HEX ZINC THIN	F81033-6	2
15	BOLT, M10X25 8.8 HEX HEAD FULL THREAD	F81003-31	4
16	WASHER, 13 FLAT ZINC	F81056-1	2
17	NUT, M12X1.25-8 HEX THIN ZINC	F81034-5	2
18	SCREW, M12X1.25X60-33H HEX SET ZINC W/FULL DOG POINT	F81004-52	2
19	PLATE, BLADE GUIDE MOTOR MOUNT	557374-1	1
20	BOLT, 12/M10X20 12.9 ISO7379 SHOULDER (BOSSARD)	F81003-68	2
21	ROLLER, CHAIN GUIDE	090801	2
22	PLATE, SPACER	557373-1	1
23	MOTOR, CURRENT APPLICATION 1/30HP 12VDC GEAR	557161	1
24	WASHER, 5.3 FLAT ZINC	F81052-1	4
25	BOLT, #10-32X3/4 CRSL PH	F81000-35	4
26	SPROCKET, 25B13X.3130	P09970	1
27	PIN, 3X14 GEOMET ROLL	F81044-4	1
28	BOLT, M20X1.5X50-8.8-B HEX HEAD FULL THREAD ZINC	F81007-2	1
29	WASHER, DIN 6319-21C SPHERICAL (GOMA)	F81059-6	1
30	ROLLER ASSY, B/G DRIVE	042542	2
-	ROLLER ASSY, B/G PRESSED DRIVE	042541	1
31	ROLLER, 2.5 V-GROOVE DRIVE	042535	1
32	SPROCKET, #25 CHAIN 26 TOOTH	S09931	1
33	BEARING, 5/8X1.7548X.4724	P06030-1	2
34	RING, 1.575 INTERNAL BEVELED RETAINING	F04254-8	1
35	BOLT, 5/8-18X3 1/4 HHC GRADE 5	F05009-98	2
36	WASHER, 17 SPLIT LOCK ZINC	F81058-1	2
37	NUT, 5/8-18 NYLON ZINC LOCK	F05010-71	2
38	MOUNTING BLOCK, DRIVE SIDE BLADE GUIDE (089503-1	1
39	BOLT, M8X40 DIN933 A2-70 STAINLESS STEEL	F81002-28	3
40	BOLT, M8X25 DIN933 A2-70 STAINLESS STEEL	F81002-26	3
41	SCREW, M8X25 A2-70 DIN 913 STAINLESS STE	F81014-3	1
42	NUT, M8 DIN 934 A2-70 STAINLESS STEEL	F81032-7	5
-	CHAIN, BLADE GUIDE ARM DRIVE	093805	1
43	CHAIN, #25X92 PITCHES B/G	042443	2
44	LINK, 25 MASTER	P09983	2
45	CAP, 2.5 ID X 3 RUBBER	023720	1
46	BOLT, BLADE GUIDE ADJUSTMENT (ZINC-PL.)	506552-1	1
-	GUARD, LT70 STANDARD BLADE	525860	1
47	GUARD WELDMENT, LT70 BLADE	525459-1	1
48	BAR, BLADE GUARD	088306	1
49	BUSHING, 6.5/16-10.5	525463-1	2
50	WASHER, 6.4 FLAT ZINC	F81053-1	7
51	NUT, M6-8-B HEX NYLON ZINC LOCK	F81031-2	1
52	BOLT, M6X30-8.8 HEX HEAD FULL THREAD	F81001-13	1
53	WASHER, Z 6.1 SPLIT LOCK	F81053-3	5
54	BOLT, M6X12-8.8 HEX HEAD FULL THREAD ZIN	F81001-7	4
55	BOLT, M6X20 8.8 HEX HEAD FULL THREAD ZINC	F81001-2	1

2**Blade Guide Assemblies***Blade Guide Arm, Idle Side*

REF	DESCRIPTION (◆ INDICATES PARTS AVAILABLE IN ASSEMBLIES ONLY)	PART #	QTY	
56	BRACKET, BLADE GUIDE ARM GUIDE	088305	1	
57	BOLT, M8X25 PAN HEAD ZINC	F81002-51	1	
58	WASHER, 8.4 FLAT ZINC	F81054-1	1	
59	NUT, M8-8-B HEX NYLON ZINC LOCK	F81032-2	1	

2.5 Blade Guide Mount Assembly, Drive Side

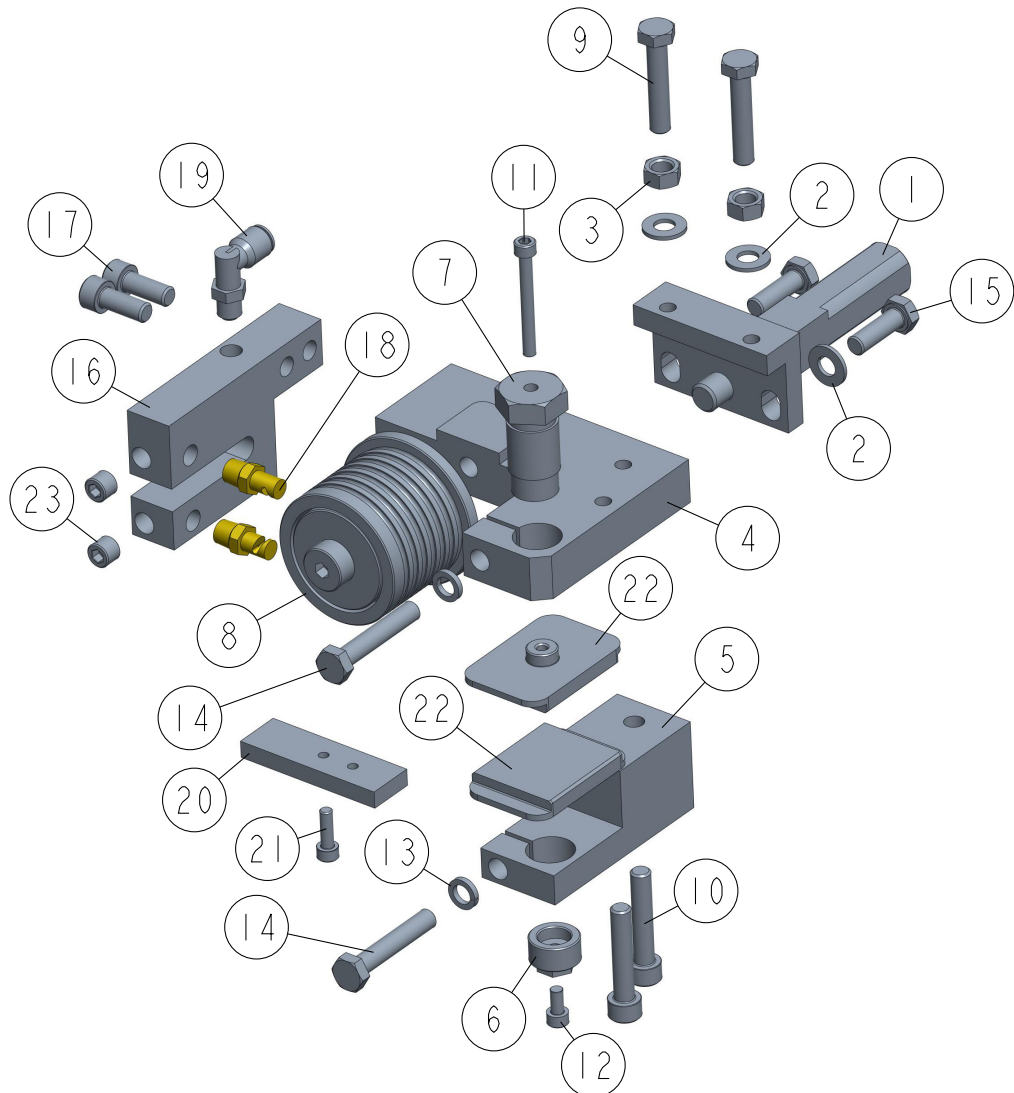


600310B

REF	DESCRIPTION (◆ INDICATES PARTS AVAILABLE IN ASSEMBLIES ONLY)	PART #	QTY	
	MOUNTING BLOCK, DRIVE SIDE	091338	1	
1	MOUNTING BLOCK, DRIVE SIDE BLADE GUIDE (ZINC-PL.)	089503-1	1	
2	BOLT, BLADE GUIDE ADJUSTMENT (ZINC-PL.)	506552-1	1	
3	BOLT, M8x40 DIN933 A2-70 STAINLESS STEEL	F81002-28	3	
4	NUT, M8 DIN 934 A2-70 STAINLESS STEEL	F81032-7	5	
5	WASHER, 8.4 FLAT ZINC	F81054-1	7	
6	BOLT, M8x25 DIN933 A2-70 STAINLESS STEEL	F81002-26	3	
7	SCREW, M8x25 A2-70 DIN 913 STAINLESS STEEL SET	F81014-3	1	
8	BAR, BLADE GUIDE MOUNT (ZINC-PL.)	089501-1	1	
9	BOLT, M12x40-8.8 HEX HEAD ZINC	F81004-1	2	
10	WASHER, Z12.2 SPLIT LOCK ZINC	F81056-2	2	

2.6 Blade Guide w/Extended Roller, Idle Side (524855)

524855_001
524855_MANUAL

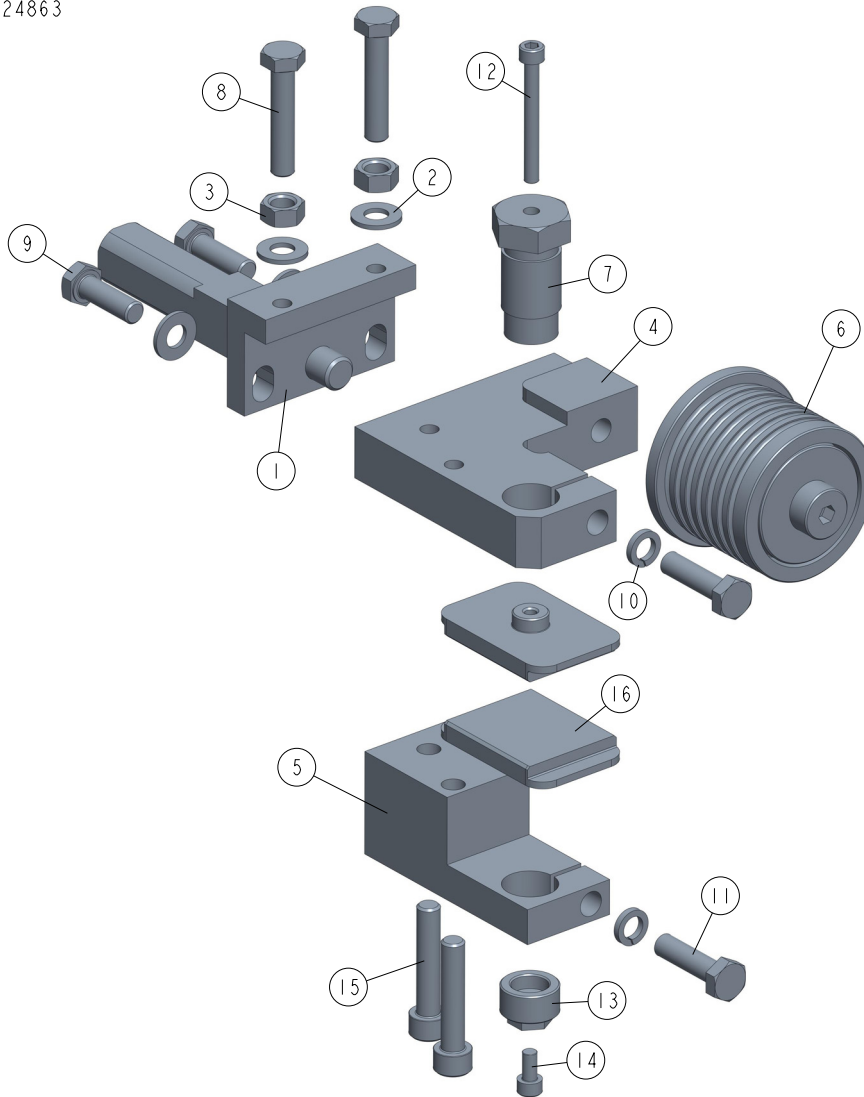


REF	DESCRIPTION (◆ indicates parts available in assemblies only)	PART #	QTY
-	BLADE GUIDE W/EXTENDED ROLLER, IDLE SIDE	524855	1
1	BRACKET WELDMENT, BLADE GUIDE ZINC-PLATE	089509-1	1
2	WASHER, 8.4 FLAT ZINC	F81054-1	4
3	NUT, M8 DIN 934 A2-70 STAINLESS STEEL	F81032-7	2
4	PLATE, BLADE GUIDE MOUNT - LEFT	524856-1	1
5	BLOCK, LOWER PAD SUPPORT LEFT	524857-1	1
6	SCREW, LOWER PAD ADJUSTER ZINC-PLATED	516191-1	1
7	BOLT, UPPER PAD ADJUSTMENT ZINC-PLATED	089515-1	1
8	ROLLER, BLADE GUIDE - EXTENDED W/BEARING See Section 2.8	522502	1
9	BOLT, M8X40 DIN933 A2-70 STAINLESS STEEL	F81002-28	2
10	SCREW, M8X40-8.8 HEX SOCKET HEAD CAP ZIN	F81002-29	2
11	SCREW, M5X45 DIN912 A2-70 HEX SOCKET HE	F81000-24	1
12	SCREW, M5X10 DIN912 A2-70 HEX SOCKET HE	F81000-23	1

REF	DESCRIPTION (◆ indicates parts available in assemblies only)	PART #	QTY	
13	WASHER 8,2 SPLIT LOCK ZINC	F81054-4	2	
14	BOLT, M8X45-8.8 HEX HEAD FULL THREAD ZIN	F81002-14	2	
15	BOLT, M8X25 DIN933 A2-70 STAINLESS STEEL	F81002-26	2	
16	BLOCK, NOZZLE HOUSING	524858-1	1	
17	SCREW, M8X20-8.8 HEX SOCKET HEAD CAP ZIN	F81002-30	2	
18	NOZZLE, BLADE LUBE SPRAY	033479	2	
19	ELBOW, 90 DEG 1/8MPT 1/4 TUBE SWIVEL	P09736	1	
-	PLATE, BLADE GUIDE ALIGNMENT - COMPLETE	090951	1	
20	PLATE, BLADE GUIDE ALIGNMENT ZINC-PLATED	090805-1	1	
21	SCREW, M5X16-8.8 HEX SOCKET HEAD CAP ZIN	F81000-25	1	
22	PAD, BLADE GUIDE (W/EXTENDED ROLLER)	524859-1	2	
23	PLUG, M10X1 DIN906 BN40 ZINC	F81015-3	2	

2.7 Blade Guide w/Extended Roller, Drive Side (524863)

524863_001_A
524863

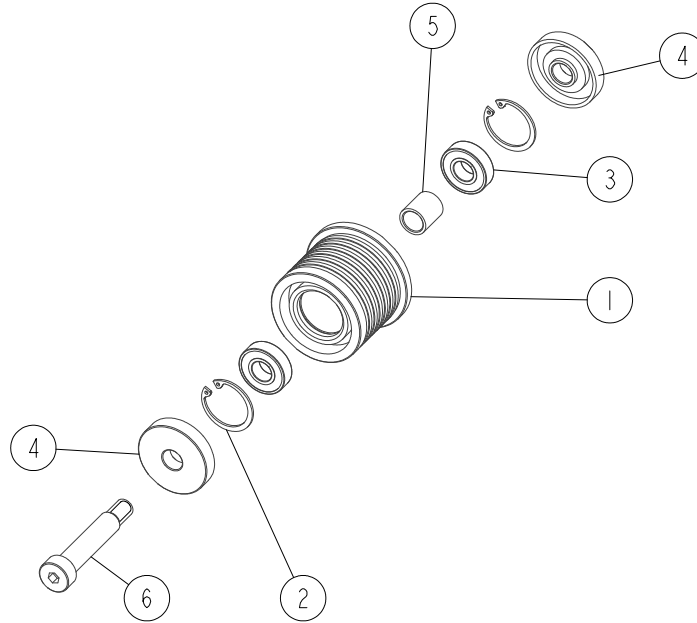


REF	DESCRIPTION (◆ indicates parts available in assemblies only)	PART #	QTY
-	BLADE GUIDE W/EXTENDED ROLLER, DRIVE SID	524863	1
1	BRACKET WELDMENT, BLADE GUIDE ZINC-PLATE	089509-1	1
2	WASHER, 8.4 FLAT ZINC	F81054-1	4
3	NUT, M8 DIN 934 A2-70 STAINLESS STEEL	F81032-7	2
4	PLATE, BLADE GUIDE MOUNT	524861-1	1
5	BLOCK, LOWER PAD SUPPORT	524862-1	1
6	ROLLER, BLADE GUIDE - EXTENDED W/BEARING See Section 2.8	522502	1
7	BOLT, UPPER PAD ADJUSTMENT ZINC-PLATED	089515-1	1
8	BOLT, M8X40 DIN933 A2-70 STAINLESS STEEL	F81002-28	2
9	BOLT, M8X25 DIN933 A2-70 STAINLESS STEEL	F81002-26	2
10	WASHER 8,2 SPLIT LOCK ZINC	F81054-4	2
11	BOLT, M8X30 DIN933 A2-70 STAINLESS STEEL	F81002-27	2
12	SCREW, M5X45 DIN912 A2-70 HEX SOCKET HE	F81000-24	1
13	SCREW, LOWER PAD ADJUSTER ZINC-PLATED	516191-1	1

REF	DESCRIPTION (◆ indicates parts available in assemblies only)	PART #	QTY	
14	SCREW, M5X10 DIN912 A2-70 HEX SOCKET HE	F81000-23	1	
15	SCREW, M8X40-8.8 HEX SOCKET HEAD CAP ZIN	F81002-29	2	
16	PAD, BLADE GUIDE (W/EXTENDED ROLLER)	524859-1	2	

2.8 Extended Blade Guide Roller w/Bearings - 522502

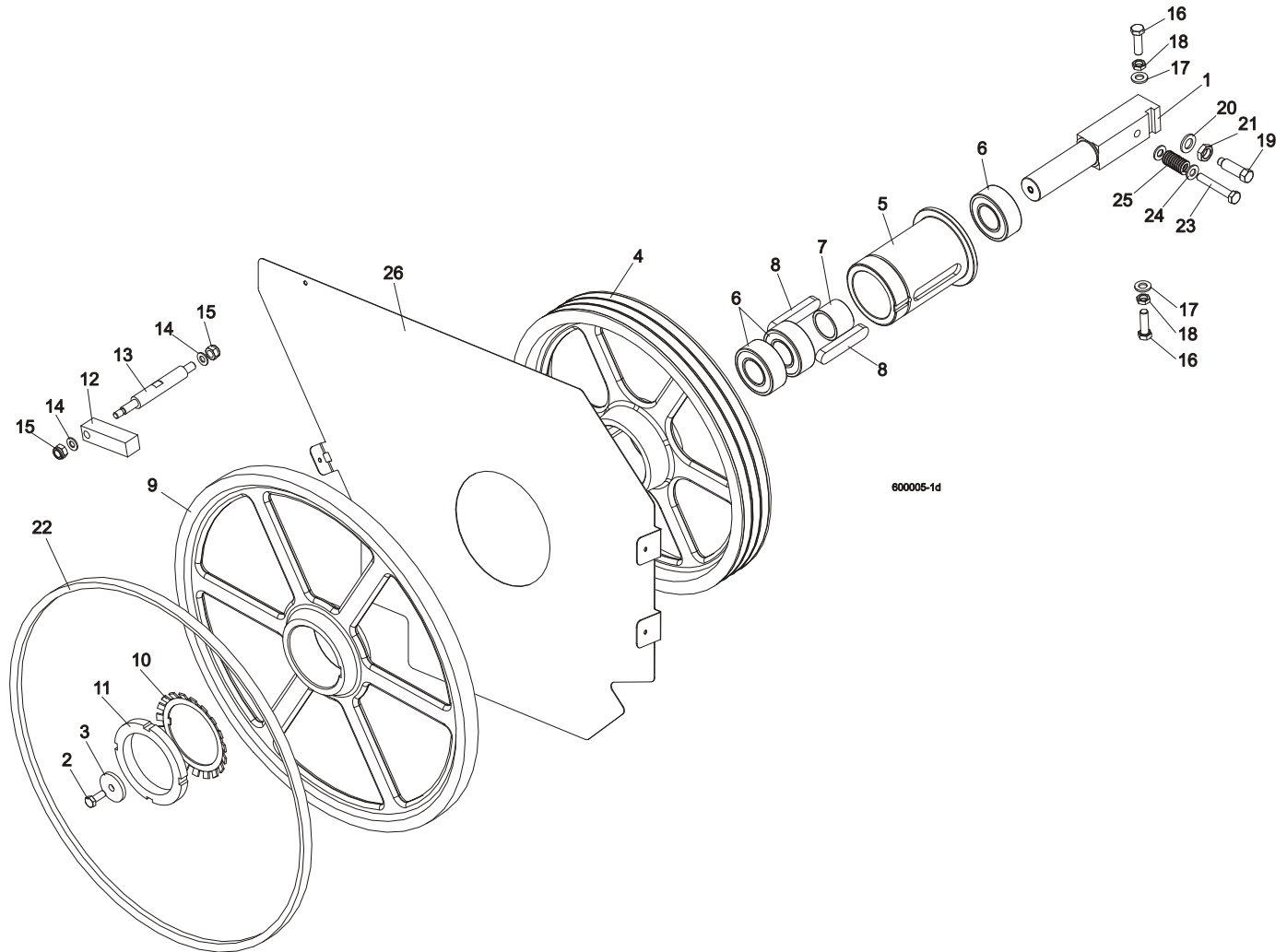
522502_001
522502_MANUAL



REF	DESCRIPTION (◆ indicates parts available in assemblies only)	PART #	QTY
-	ROLLER, BLADE GUIDE - EXTENDED W/BEARINGS	522502	1
1	ROLLER, BLADE GUIDE EXTENDED	522501	1
2	RING, W28 INSIDE RETAINING	F81090-9	2
3	BEARING, 6001 2RSR (FAG, SKF)	087893	2
4	RING, ZINC-PLATED SPACER	087891-1	2
5	BUSHING, 12/16-17	522504-1	1
6	BOLT, 12/M10X50 12.9 ISO7379 SHOULDER	F81003-122	1

SECTION 3 BLADE WHEELS & TENSIONER

3.1 Blade Drive Assembly




REF	DESCRIPTION (◆ indicates parts available in assemblies only)	PART #	QTY
1	SHAFT, BLADE DRIVE WHEEL	088475	1
2	BOLT, M10x25 8.8 HEX HEAD FULL THREAD	F81003-31	1
3	WASHER, BLADE DRIVE WHEEL	088956-1	1
	PULLEY ASSEMBLY, BLADE DRIVE	504808	1
4	Pulley, 3-Groove 484 mm Diameter	089457-1	1
5	Bushing, Blade Drive Wheel	504809	1
6	Bearing, 3208.2rsr.tvh (FAG) Rolling	088449	3
7	Spacer, 51x41x36.3 Drive Bearing	504810	1
8	Key, A20x12x100 Parallel	088477	2
9	WHEEL, BLADE DRIVE	090811	1
10	WASHER, MB21 (FAG) LOCK	088451	1
11	NUT, KM21(M105X2) (FAG) LOCK	088450	1
12	BAR, WHEEL SCRAPER	088781	1
13	SHAFT, WHEEL SCRAPER	088780-1	1

14	WASHER, 10.5 FLAT ZINC	F81055-1	2	
15	NUT, M12 8 HEX NYLON ZINC LOCK	F81034-2	2	
16	BOLT, M12X1.25X40-8.8 HEX HEAD FULL THRE	F81004-42	3	
17	WASHER, 13 FLAT ZINC	F81056-1	3	
18	NUT, M12X1.25-8 HEX THIN ZINC	F81034-5	3	
19	SCREW, M16X1.5X50-33H HEX HEAD FULL DOG POINT SET ZINC	F81006-14	1	
20	WASHER, 17 SPLIT LOCK ZINC	F81058-1	1	
21	NUT, M16x1.5-08-B ZINC THIN	F81036-6	1	
22	BELT, B72.5 BLADE WHEEL	017922-1	1	
23	BOLT, M10X65-8.8-B HEX HEAD ZINC	F81003-67	1	
24	WASHER, 10.5 FLAT ZINC	F81055-1	2	
25	SPRING, 3/4 O.D.X 1 1/2 DIE	034430	1	
26	PLATE, LT70AC SAW HEAD (OPTION)	100897-1	1	
	BELT, 3B/HB2462 La	089464	1	

3.2 Idle-Side Blade Wheel Assembly

525852_OPER_002
525852_MANUAL



REF	DESCRIPTION (◆ indicates parts available in assemblies only)	PART #	QTY
1	ARM, IDLE SIDE WHEEL ROCKER W/LEVER - COMPLETE See Section 3.5	520539 ¹	1
1	ARM, IDLE SIDE WHEEL ROCKER W/LEVER - COMPLETE See Section 3.5	533944 ²	1
2	PIN WELDMENT, PIVOT	535310	1
3	WASHER, 21 FLAT ZINC	F81059-2	1
4	NUT, M20 ISO 4035 THIN ZINC	F81037-9	2
-	WHEEL, IDLE SIDE - COMPLETE	088764	1
5	WHEEL, IDLE SIDE BLADE	535356-1 ³	1
	WHEEL, IDLE SIDE BLADE	090810 ⁴	1
6	BEARING, 3309B.2RSR.TVH FAG	086428	1
7	RING, W100 INSIDE RETAINING	F81090-10	2
8	WASHER, IDLE BLADE WHEEL RETAINING	088957-1	1
9	BOLT, M10X25 8.8 HEX HEAD FULL THREAD	F81003-31	1
10	WASHER, SPACER ZINC-PLATED	503164-1	2
	BELT, B72.5 BLADE WHEEL	017922-1	1

¹ Wide sawheads - 525853, 523792: rocker 520539, idle wheel 088764 with 017922-1 belt.

Wide sawheads with 2" blade - 525853, 523792: rocker 520539, idle wide wheel 535355 without belt.

² Standard sawheads - 088770, 088771: rocker 533944, idle wheel 088764 with 017922-1 belt.

Standard sawheads with 2" blade - 525850, 525851 : rocker 533944, idle wide wheel 535355 without belt.

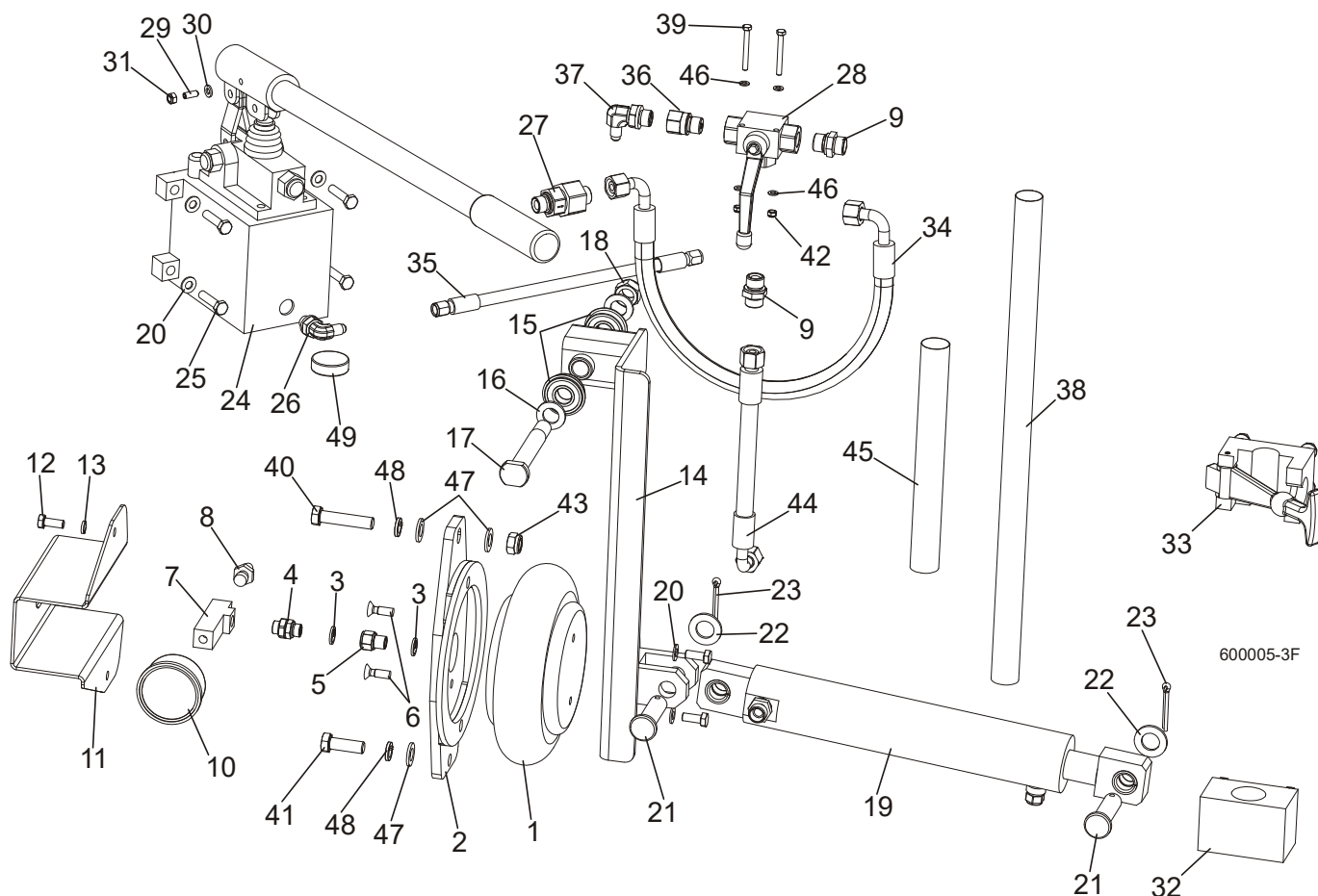
³ Included in 535355.

⁴ Included in 088764.

3 Blade Wheels & Tensioner

Hydraulic Blade Tensioner Assembly

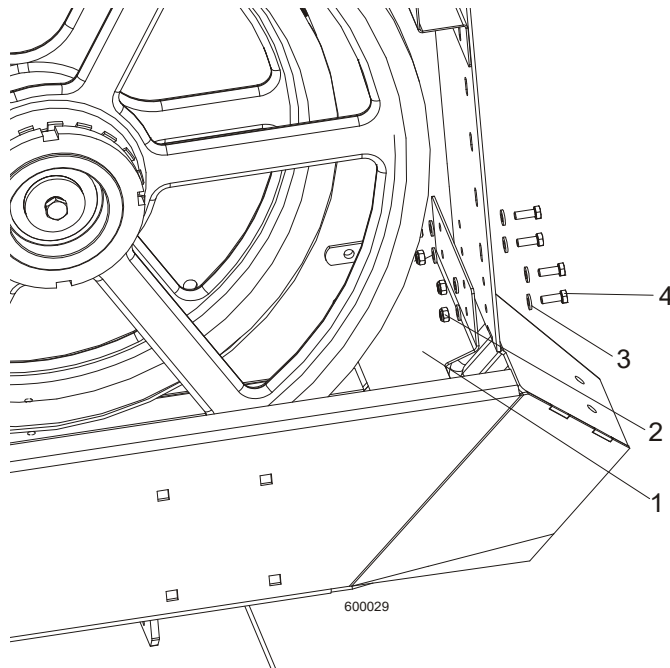
3.3 Hydraulic Blade Tensioner Assembly



REF	DESCRIPTION (◆ indicates parts available in assemblies only)	PART #	QTY
	COMPLETE HYDRAULIC BLADE TENSIONER	504801	1
1	BAG, POJ 192 308 100 0 AIR	088576	1
2	BRACKET, AIR BAG MOUNT	088798-1	1
3	SEAL, G1/4 866-014-000-0	090809	4
4	NIPPLE, 1/4 8632141400)BOSCH	097703	1
5	FITTING, 1/4 THREAD/1/4 THREAD 2521	097704	1
6	BOLT, M8X25 PAN HEAD ZINC	F81002-51	2
7	TEE CONNECTOR, SPECIAL	097702-1	1
8	FITTING, 1/4" THREAD 390 004 004 0 (REXROTH) AIR TANK VALVE	088575	1
9	FITTING, HD-GE-12L-BE-06 STRAIGHT	094561	2
10	GAUGE, M63T-2,5/20G G 1/8 0-0.6 MPA/PSI AIR PRESSURE	088568	1
11	GUARD, AIR PRESSURE GAUGE	088924-1	1
12	BOLT, M8X20 8.8 HEX HEAD FULL THREAD ZIN	F81002-4	4
13	WASHER 8,2 SPLIT LOCK ZINC	F81054-4	2
14	ARM, AIR CYLINDER	092779-1	1
15	BEARING W/SNAP RING 6203-2RS	086395	2
16	WASHER, 17 SPLIT LOCK ZINC	F81058-1	2
17	PIN, IDLER ARM MOUNT	086404	1

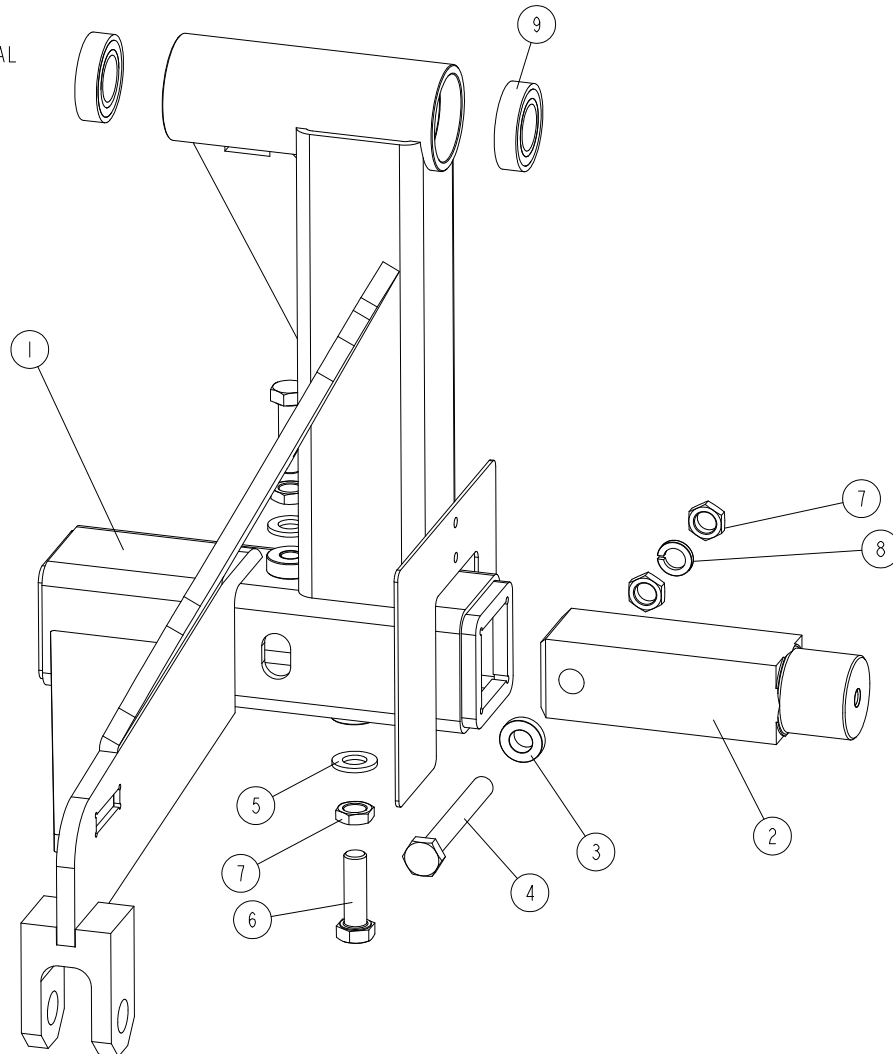
18	NUT, M16-8 HEX NYLON ZINC LOCK	F81036-2	2	
19	CYLINDER, HYDRAULIC - COMPLETE	092788	1	
	CYLINDER, SHDJ050/030X80 HYDRAULIC	092787-1	1	
	BUSHING, TUF1 18x120 CX	500106	4	
	FITTING, HD-GE-12L-BE-06 STRAIGHT	094561	1	
	VALVE, 2901-14-17 AIR VENT	090794	1	
20	WASHER, 8.4 FLAT ZINC	F81054-1	6	
21	PIN, PN-EN 22341-B-18X65X57-A2	F81049-4	2	
22	WASHER, 19 FLAT ZINC	F81060-1	2	
23	PIN, S-FE 5X40 COTTER	F81043-31	2	
24	PUMP, PMS12/TNK1 MANUAL W/TANK 1L	092789	1	
	PROTECTIVE BELLOWS	083829	1	
	HANDLE, PMS12	083728	1	
25	BOLT, M8X35-8.8 HEX HEAD FULL THREAD ZIN	F81002-13	4	
26	ELBOW, CA-204410-3	094562	1	
27	VALVE, RHV12LREDA3C CHECK	094559	1	
28	VALVE, BALL 3-WAY GE5L G3/8"	504803	1	
29	LATCH, GN615.3-M6-KN BALL THREADED	096874	1	
30	WASHER, 6.4 FLAT ZINC	F81053-1	1	
31	NUT, M6-8-B HEX NYLON ZINC LOCK	F81031-2	1	
32	BRACKET, TENSIONER PUMP HANDLE BOTTOM	096951	1	
33	BRACKET, TENSIONER PUMP HANDLE UPPER	092800	1	
34	HOSE, DN10 W/FITTING 10AOL 90 M18X1.5	504804	1	
35	HOSE, 1/4 W/FITTING JIC 7/16-20	504805	1	
36	FITTING, G 3/8 THROTTLE	096849	1	
37	ELBOW, CA-204411-3	094563	1	
38	HOSE PROTECTION	505178	1	
39	BOLT, M5X45 DIN933 A2-70 STAINLESS STEEL	F81000-22	2	
40	BOLT, M12X55-8.8 HEX HEAD ZINC	F81004-12	1	
41	BOLT, M12 X 35-8.8-FE/ZN5 HEX HEAD FULL	F81004-24	1	
42	NUT, M5-8 DIN985 ZINC-PLATED	F81030-2	2	
43	NUT, M12 8 HEX NYLON ZINC LOCK	F81034-2	1	
44	HOSE, DN12 W/FITTINGS PN10AOL90 I PN10AOL M1.5	096964	1	
45	HOSE PROTECTION	098489	1	
46	WASHER, 5.3 FLAT ZINC	F81052-1	4	
47	WASHER, 13 FLAT ZINC	F81056-1	3	
48	WASHER, Z12.2 SPLIT LOCK ZINC	F81056-2	2	
49	MAGNET, MW.38X12/N38 NEODYMIUM	500022	1	

3.4 Sawdust Flow Guide



REF	DESCRIPTION (◆ indicates parts available in assemblies only)	PART #	QTY
1	GUIDE, SAWDUST FLOW PAINTED	090506	1
2	NUT, M6-8-B HEX NYLON ZINC LOCK	F81031-2	4
3	WASHER, 6.4 FLAT ZINC	F81053-1	8
4	BOLT M6X16 HH ZC FT 8.8 DIN 933	F81001-15	4

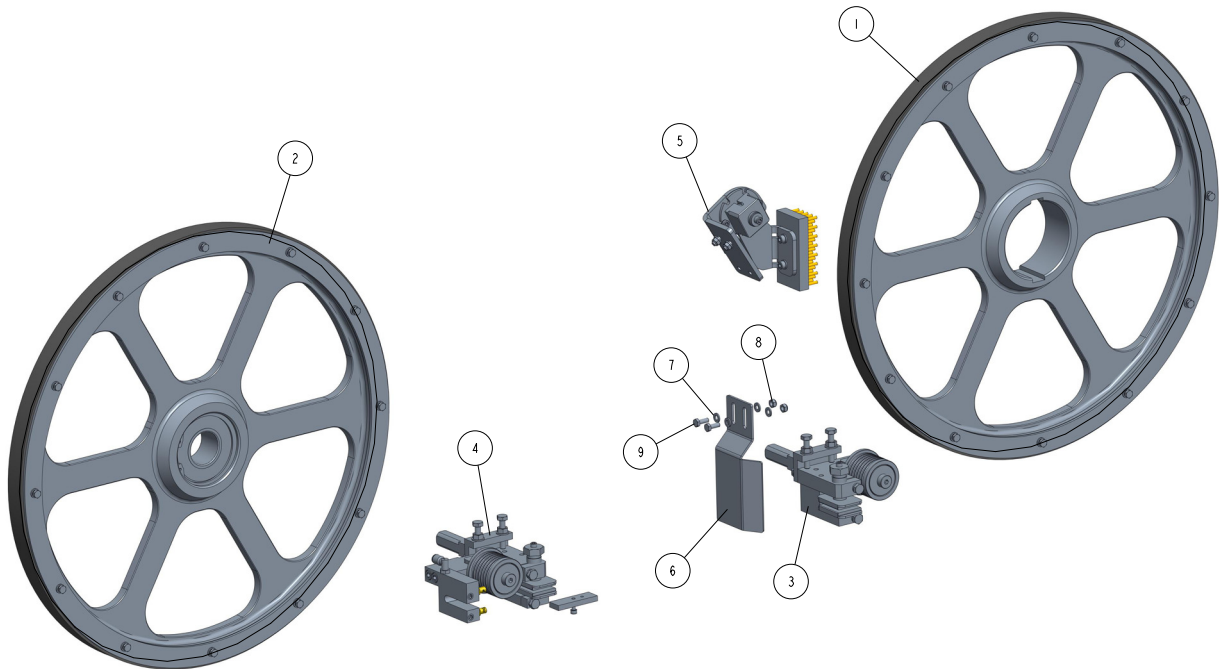
3.5 Idle Side Wheel Arm Rocker W/Lever (520539_533944)

520539_001
520539_MANUAL

REF	DESCRIPTION (◆ indicates parts available in assemblies only)	PART #	QTY	
-	ARM, IDLE SIDE WHEEL ROCKER W/LEVER - COMPLETE	520539	1	
-	ARM, IDLE SIDE WHEEL ROCKER W/LEVER - COMPLETE	533944	1	
1	ARM, IDLE SIDE WHEEL ROCKER W/LEVER	520540-1 ¹	1	
	ARM, IDLE SIDE WHEEL ROCKER W/LEVER	533943-1 ²	1	
2	SHAFT, IDLE SIDE BLADE WHEEL	088474	1	
3	WASHER, ZINC-PLATED SPECIAL	086769-1	2	
4	BOLT, M12X1.25X100-8.8 HEX HEAD FULL THREAD ZINC	F81004-41	1	
5	WASHER, 13 FLAT ZINC	F81056-1	2	
6	BOLT, M12X1.25X40-8.8 HEX HEAD FULL THREAD ZINC	F81004-42	2	
7	NUT, M12X1.25-8 HEX THIN ZINC	F81034-5	4	
8	WASHER, Z12.2 SPLIT LOCK ZINC	F81056-2	1	
9	BEARING, 6005 2RS PN-85/M-86100	089652	2	

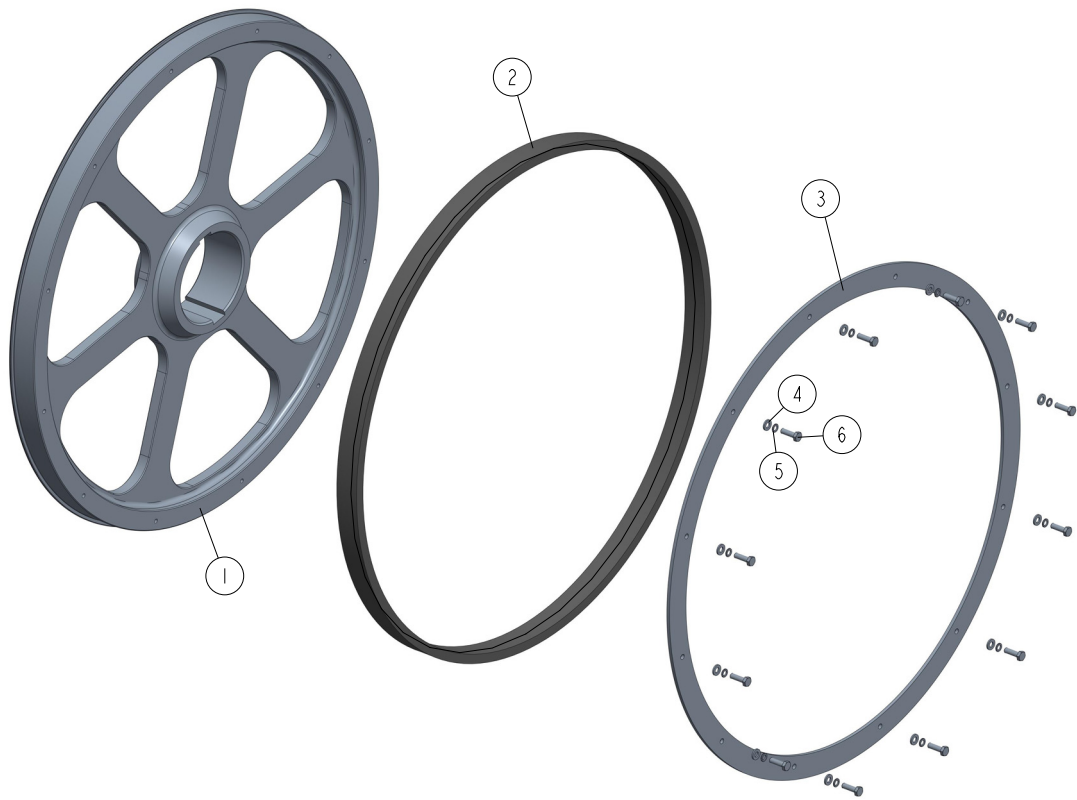
¹ Included in 520539² Included in 533944

3.6 Blade Drive Wheels And Rollers Assembly, 2" Blade (586000)

586000_001_A
586000

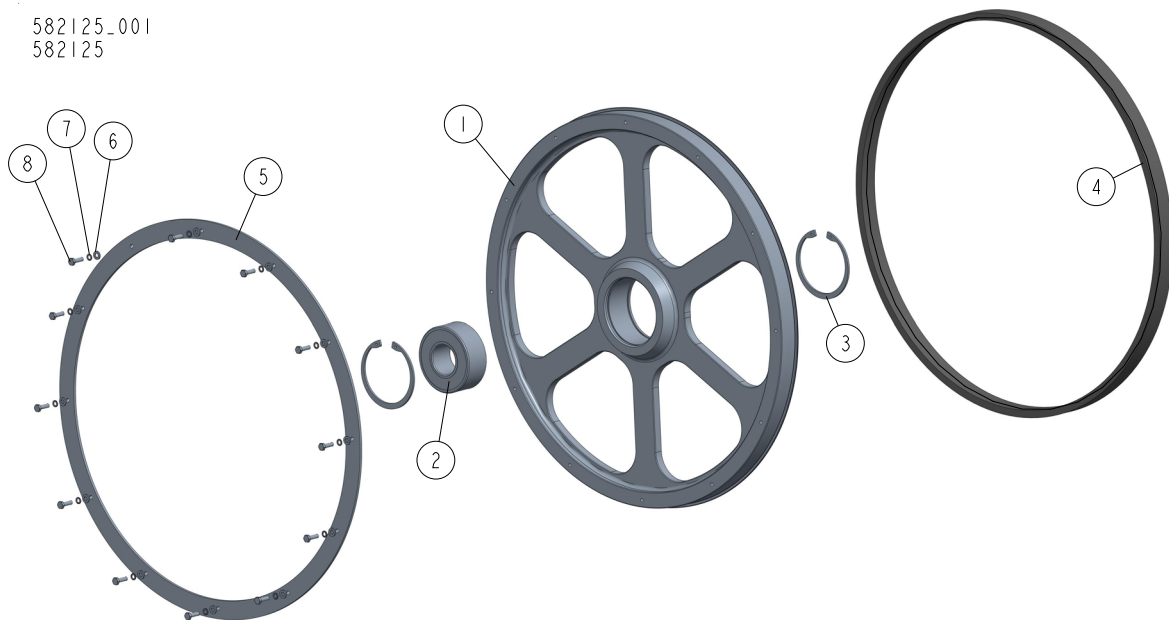
REF	DESCRIPTION (◆ indicates parts available in assemblies only)	PART #	QTY
-	BLADE DRIVE WHEELS AND ROLLERS ASSEMBLY, 2" BLADE	586000	1
1	ASSY., BLADE WHEEL (2" BLADE) See Section 3.7	582126	1
2	BLADE WHEEL, 2" IDLE SIDE - COMPLETE See Section 3.8	582125	1
3	BLADE GUIDE W/EXTENDED ROLLER, DRIVE SID See Section 2.7	524863	1
4	BLADE GUIDE W/EXTENDED ROLLER, IDLE SIDE See Section 2.6	524855	1
5	BLADE WHEEL WIPER & SCRAPER ASSEMBLY See Section 3.9	586150	1
6	GUARD, BLADE GUIDE ROLLER	586134-1	1
7	WASHER, 6.4 FLAT ZINC	F81053-1	4
8	NUT, M6-8-B HEX NYLON ZINC LOCK	F81031-2	2
9	BOLT M6X16 HH ZC FT 8.8 DIN 933	F81001-15	2

3.7 2" Blade Drive Wheel (582126)

582126_001
582126

REF	DESCRIPTION (◆ indicates parts available in assemblies only)	PART #	QTY
-	ASSY., BLADE WHEEL (2" BLADE)	582126	1
1	BLADE WHEEL	578644-1	1
2	V-BELT, 1 1/8" LENGTH 72.5	547257	1
3	FLANGE	582131-1	1
4	WASHER, 6.4 FLAT ZINC	F81053-1	12
5	WASHER, Z 6.1 SPLIT LOCK	F81053-3	12
6	BOLT, M6X20 8.8 HEX HEAD FULL THREAD ZIN	F81001-2	12

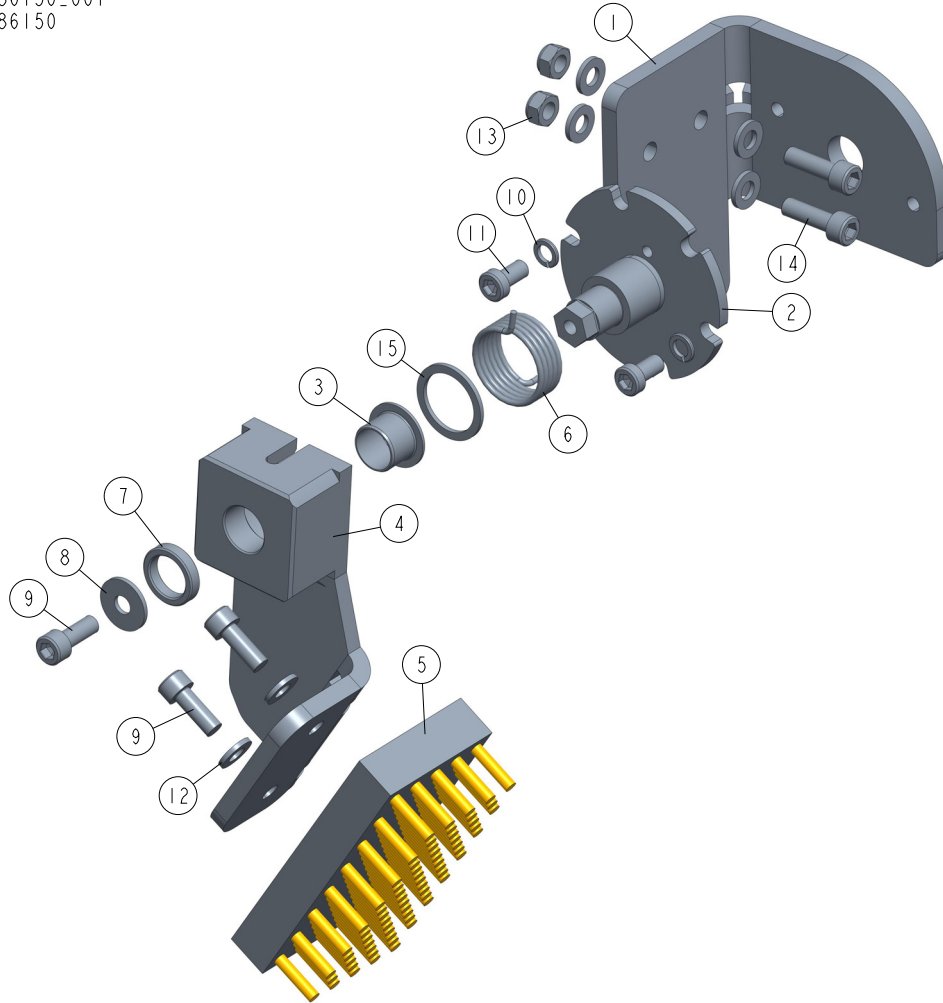
3.8 Idle Side 2" Blade Wheel (582125)

582125-001
582125

REF	DESCRIPTION (◆ indicates parts available in assemblies only)	PART #	QTY
-	BLADE WHEEL, 2" IDLE SIDE - COMPLETE	582125	1
1	BLADE WHEEL, IDLE SIDE	578645-1	1
2	BEARING, 3309B.2RSR.TVH FAG	086428	1
3	RING, W100 INSIDE RETAINING	F81090-10	2
4	V-BELT, 1 1/8" LENGTH 72.5	547257	1
5	FLANGE	582131-1	1
6	WASHER, 6.4 FLAT ZINC	F81053-1	12
7	WASHER, Z 6.1 SPLIT LOCK	F81053-3	12
8	BOLT, M6X20 8.8 HEX HEAD FULL THREAD ZIN	F81001-2	12

3.9 Drive Blade Wheel Wiper & Scraper Assembly (586150)

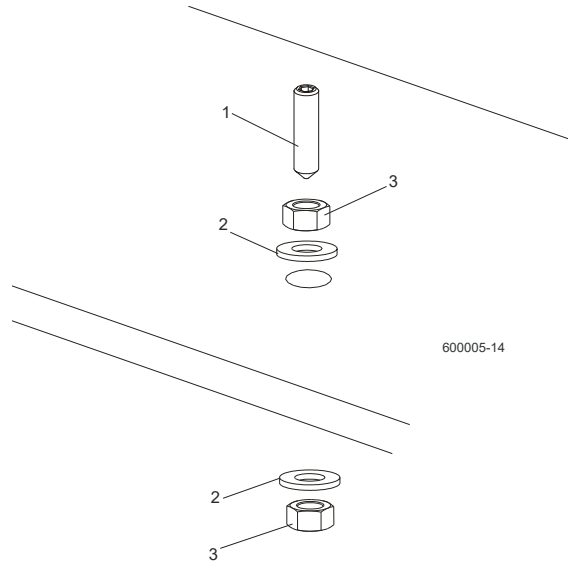
586150_001
586150



REF	DESCRIPTION (◆ indicates parts available in assemblies only)	PART #	QTY
-	BLADE WHEEL WIPER & SCRAPER ASSEMBLY	586150	1
1	BRACKET, BLADE WHEEL WIPER & SCRAPER	586149-1	1
2	SHAFT WELDMENT, SWEEPER	586124-1	1
3	BUSHING, IGUS: JFM_1416_12_1	569013	1
4	BRACKET, BRUSH, LATH	586151-1	1
5	BRUSH, LATH	586126	1
6	SPRING, EXTENSION	586127-1	1
7	BUSHING, SPACER	570020-1	1
8	WASHER, 6.5 SPECIAL FLAT ZINC	F81053-11	1
9	SCREW, M6X16 8.8 HEX SOCKET HEAD CAP ZIN	F81001-21	3
10	WASHER, Z 6.1 SPLIT LOCK	F81053-3	2
11	SCREW, M6X12-10.9 DIN 7984 HEX SOCKET TH	F81001-80	2
12	WASHER, 6.4 FLAT ZINC	F81053-1	6
13	NUT, M6-8-B HEX NYLON ZINC LOCK	F81031-2	2
14	SCREW, M6X20 8.8 HEX SOCKET HEAD CAP ZIN	F81001-22	2
15	WASHER, 20.5X26X1.5 ZINC-PLATED	524526	1

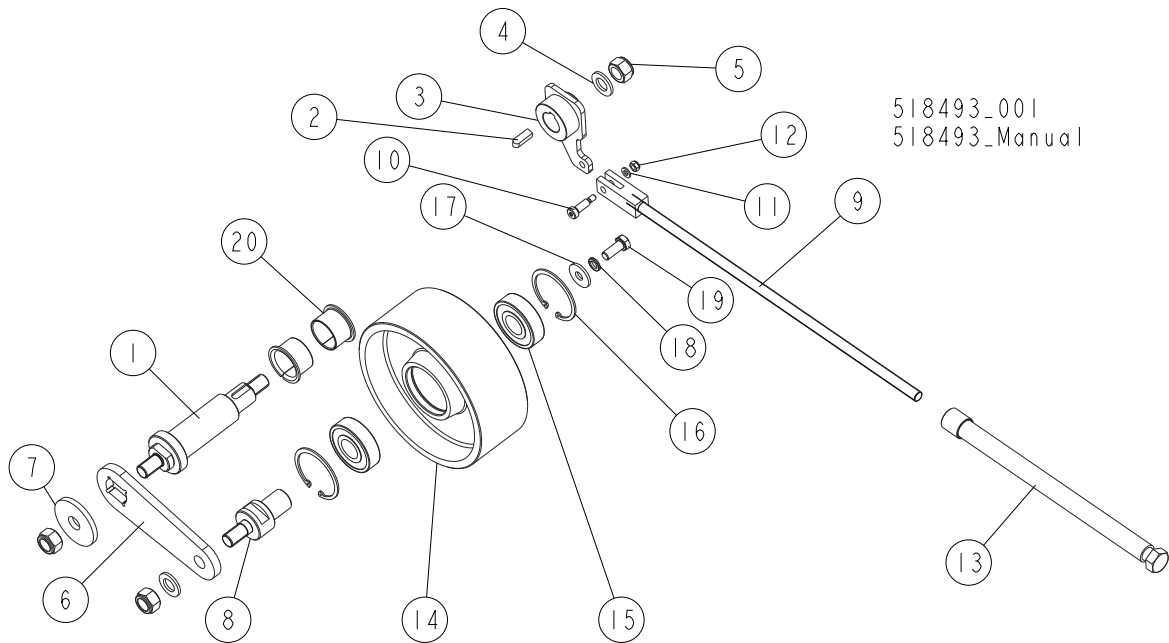
SECTION 4 SAW HEAD

4.1 Middle Throat Screw



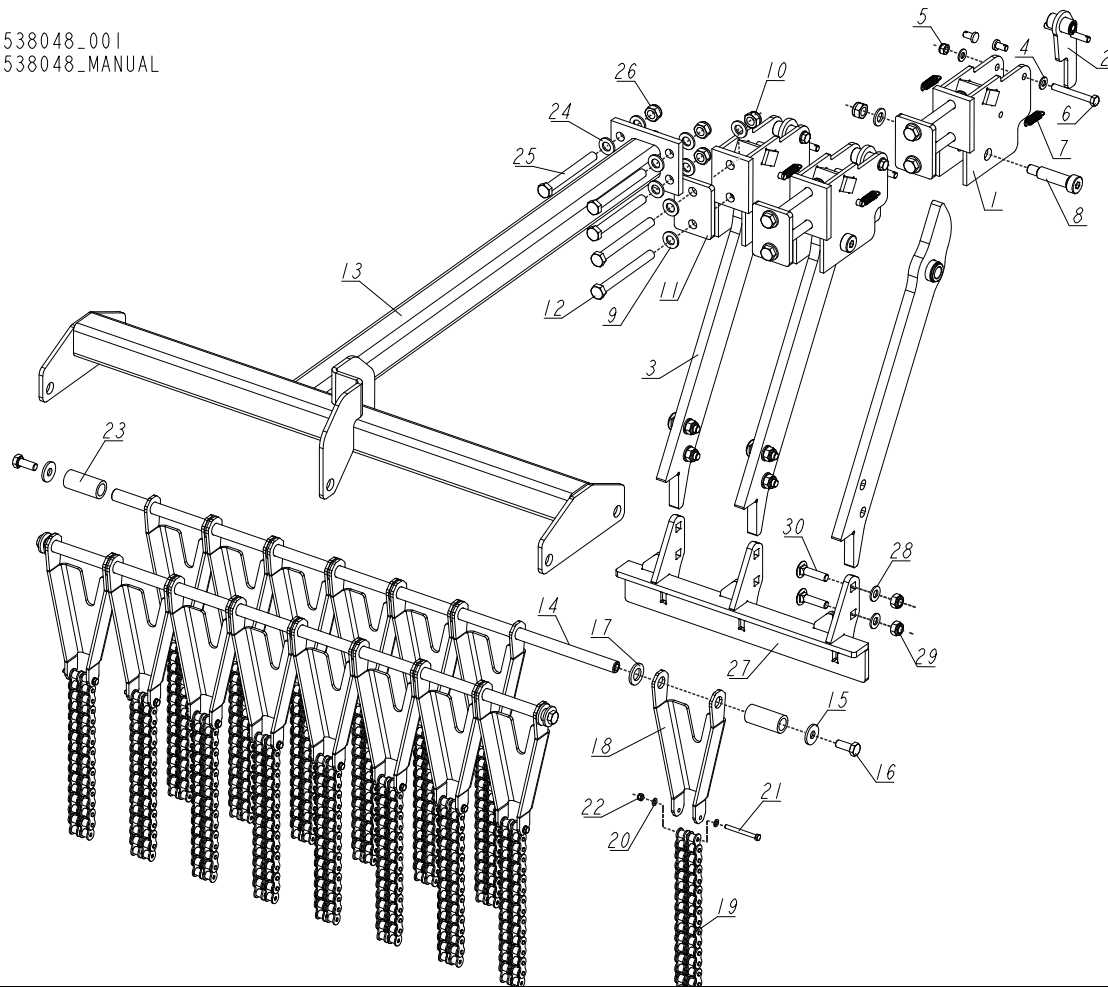
REF	DESCRIPTION (◆ indicates parts available in assemblies only)	PART #	QTY	
1	SCREW, M10X40-45H HEX SOCKET SET CONE POINT ZINC	F81003-61	1	
2	WASHER, 10.5 FLAT ZINC	F81055-1	2	
3	NUT, M10-8-B-HEX ZINC	F81033-3	2	

4.2 Drive Belt Tensioner (AC)



REF	DESCRIPTION (◆ indicates parts available in assemblies only)	PART #	QTY
	TENSIONER, LT70 AC DRIVE BELT - COMPLETE	518493	1
1	SHAFT, BLADE TENSIONER ZINC-PLATED	518495-1	1
2	KEY, AB 8X7X25 PARALLEL	099848	1
3	ARM WELDMENT, BELT TENSIONER	518496-1	1
4	WASHER, 17 SPLIT LOCK ZINC	F81058-1	2
5	NUT, M16-8 HEX NYLON ZINC LOCK	F81036-2	3
6	ARM, TENSION WHEEL ZINC-PLATED	518051-1	1
7	WASHER, 17.5/60-6 ZINC-PLATED	098012-1	1
8	SHAFT, TENSION WHEEL ZINC-PLATED	518052-1	1
9	ROD WELDMENT, THREADED ZINC-PLATED	088789-1	1
10	BOLT, 8/M6X20-12.9 ISO 7379 SHOULDER	F81001-25	1
11	WASHER, 6.4 FLAT ZINC	F81053-1	1
12	NUT, M6-8-B HEX NYLON ZINC LOCK	F81031-2	1
13	TUBE WELDMENT, THREADED ZINC-PLATED	088782-1	1
	WHEEL, LT70AC TENSION - COMPLETE	514842	1
14	WHEEL, BELT TENSION	508762	1
15	BEARING, 6305 2RS NSK.	P08066	2
16	RING, 62W INSIDE RETAINING	F81090-1	2
17	WASHER, 11/30-3 ZINC-PLATED	088787-1	1
18	WASHER, Z 10.2 SPLIT LOCK ZINC	F81055-2	1
19	BOLT, M10X25 8.8 HEX HEAD FULL THREAD ZINC	F81003-11	1
20	BEARING, PCMF 353926E SKF SLIDE	518043	2

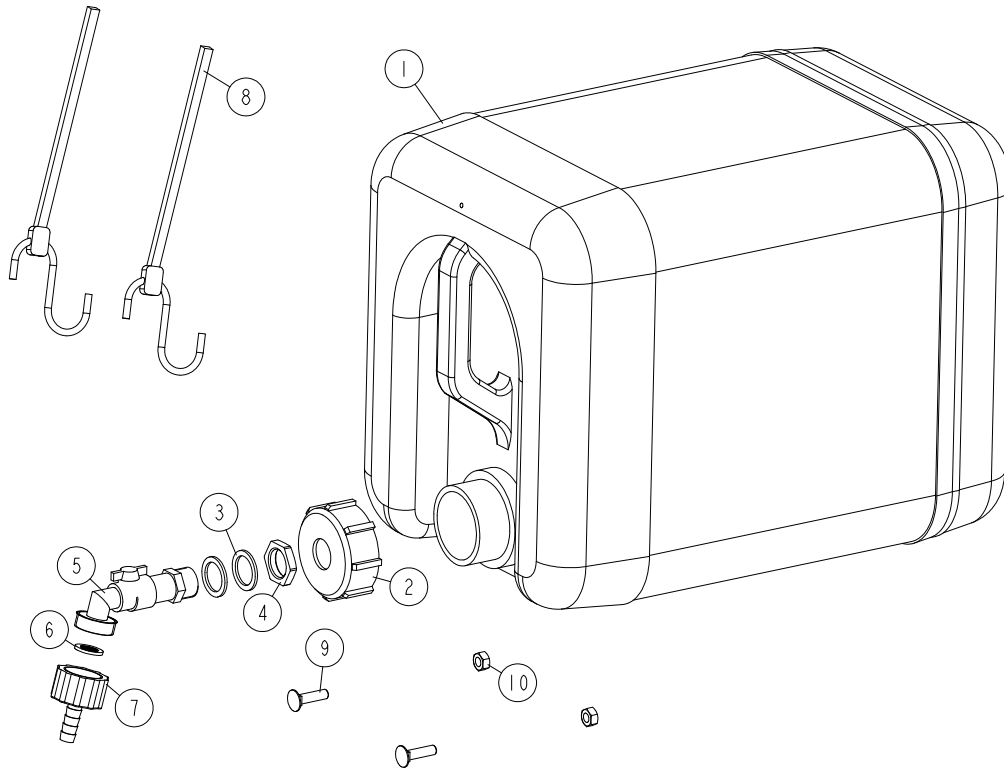
4.3 Board Return Assembly (Optional)

538048_001
538048_MANUAL

REF	DESCRIPTION (◆ indicates parts available in assemblies only)	PART #	QTY
-	BOARD RETURN ASSEMBLY	538048	1
-	ARM, BOARD RETURN - COMPLETE	538049	3
1	MOUNT WELDMENT, BOARD RETURN ARM	090109-1	1
2	LATCH WELDMENT, BOARD RETURN ARM	090118-1	1
3	ARM WELDMENT, BOARD RETURN	538100-1	1
4	WASHER, 8.4 FLAT ZINC	F81054-1	2
5	NUT, M8-8-B HEX NYLON ZINC LOCK	F81032-2	1
6	BOLT, M8X65 5.8 HEX HEAD ZINC	F81002-3	1
7	SPRING, 1.6X12X38 EXTENSION	092208	2
8	BOLT, N16/M12X50 12.9 ISO 7379 "BOSSARD"	F81004-25	1
9	WASHER, 13 FLAT ZINC	F81056-1	5
10	NUT, M12 8 HEX NYLON ZINC LOCK	F81034-2	3
11	WASHER, SPECIAL	092756-1	1
12	BOLT, M12X120-8.8 HEX HEAD ZINC	F81004-38	2
-	GUIDE, BOARD RETURN	538033	1
13	GUIDE WELDMENT, BOARD RETURN	538034-1	1
14	ROD, BOARD RETURN GUIDE	539459-1	2
15	WASHER, 10.5 SPECIAL FLAT ZINC	F81055-6	4
16	BOLT, M10X25 8.8 HEX HEAD FULL THREAD	F81003-31	4

REF	DESCRIPTION (◆ indicates parts available in assemblies only)	PART #	QTY	
17	WASHER, 17 SPLIT LOCK ZINC	F81058-1	15	
-	CHAIN ASSEMBLY	538032	15	
18	BRACKET, CHAIN	538031-1	1	
19	CHAIN, 10B-2 15-LINK	538014	1	
20	WASHER, 5.3 FLAT ZINC	F81052-1	2	
21	BOLT, M5X50-8.8 HEX HEAD ZINC	F81000-1	1	
22	NUT, M5-8 DIN985 ZINC-PLATED	F81030-2	1	
23	BUSHING, 17/25-53	538043-1	2	
24	WASHER, 13 FLAT ZINC	F81056-1	8	
25	BOLT, M12X110-8.8-B HEX HEAD ZINC	F81004-47	4	
26	NUT, M12 8 HEX NYLON ZINC LOCK	F81034-2	4	
-	ANGLE, BOARD PUSH-OFF - COMPLETE	538052	1	
27	ANGLE, BOARD PUSH-OFF	538046-1	1	
28	WASHER, 10.5 FLAT ZINC	F81055-1	6	
29	NUT, M10-8-B HEX NYLON ZINC LOCK	F81033-1	6	
30	BOLT, M10X40-8.8 CARRIAGE ZINC	F81003-40	6	

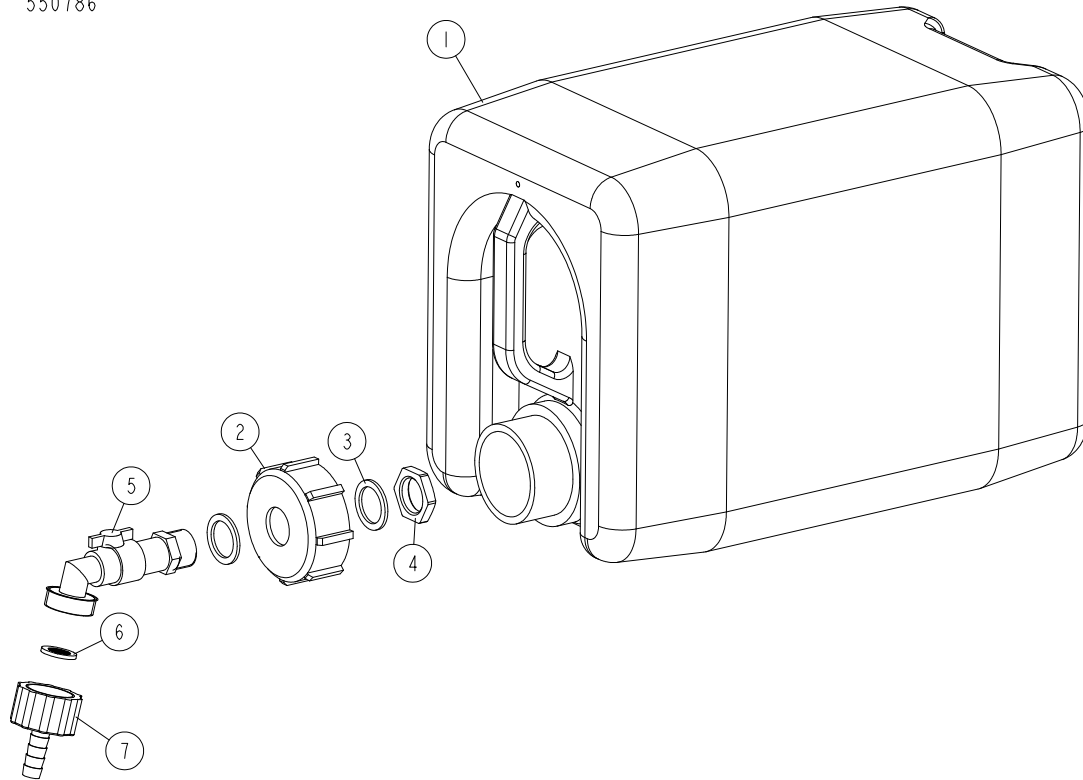
4.4 Water Lube Assembly

550787_001_MANUAL
550787_MANUAL

REF	DESCRIPTION (◆ indicates parts available in assemblies only)	PART #	QTY	
-	TANK, OIL	550787	1	
1	BOTTLE, WATER	513866	1	
2	NUT, BOTTLE	550785	1	
3	SEAL, 27X20X1.5 ESSENTRA 467673 RUBBER	550780	2	
4	NUT, 1/2 ESSENTRA 467615 GLAND	550779	1	
5	FITTING, WATER LUBE SHUTOFF VALVE	550776	1	
6	FILTER, WATER LUBE	550778	1	
7	FITTING, G3/4" X 10MM HOSE BARB	550777	1	
8	STRAP, 20" RUBBER W/HOOK	P11668	2	
9	BOLT, 1/4-20 X 1" CARRIAGE HEAD	F05005-34	2	
10	NUT, 1/4-20 LOCK	F05010-21	2	

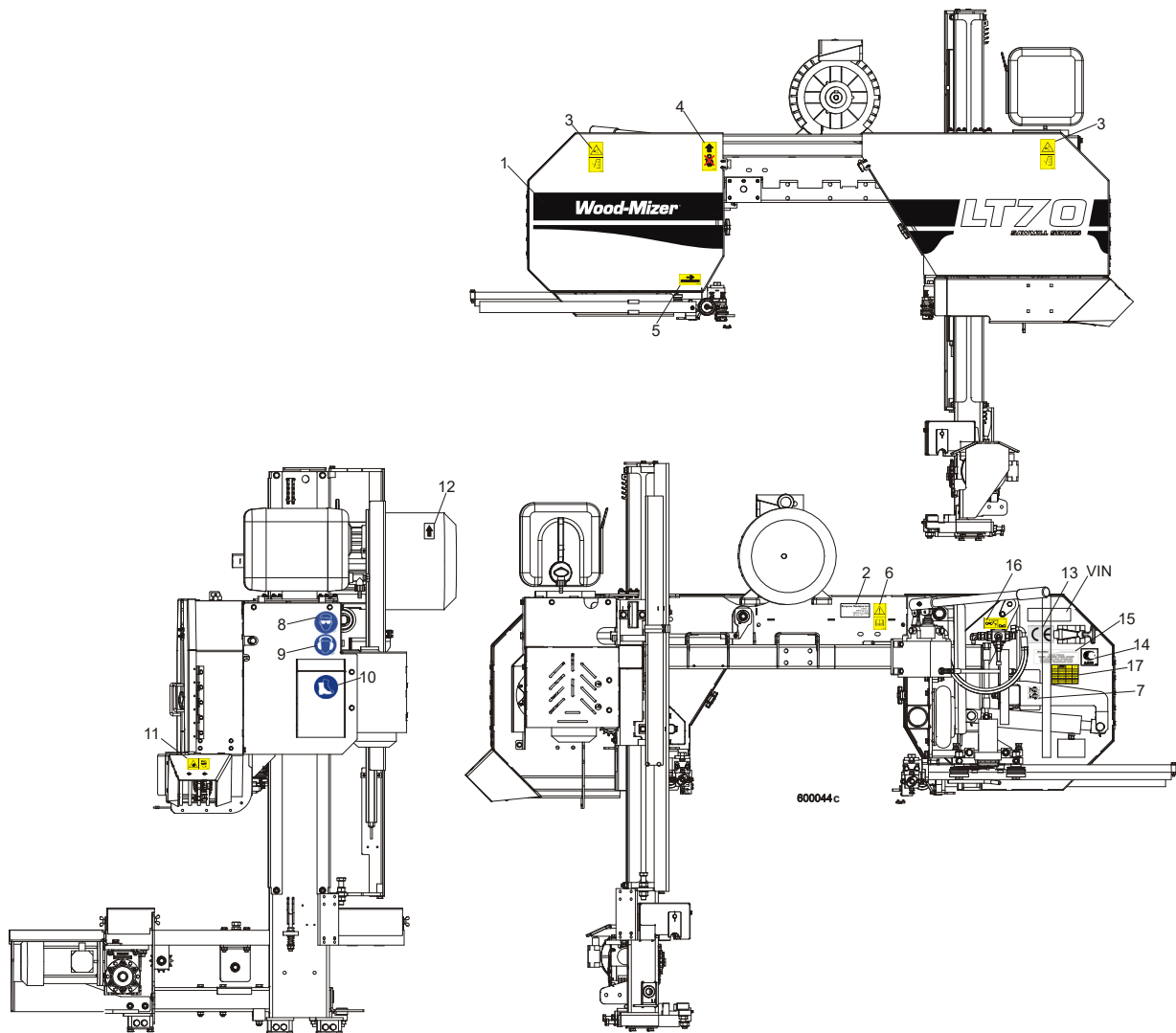
4.5 Oil Tank

550786_001
550786



REF	DESCRIPTION (◆ indicates parts available in assemblies only)	PART #	QTY
-	TANK, OIL	550786	1
1	TANK, 10L OIL	711400	1
2	NUT, BOTTLE	550785	1
3	SEAL, 27X20X1.5 ESSENTA 467673 RUBBER	550780	2
4	NUT, 1/2 ESSENTA 467615 GLAND	550779	1
5	FITTING, WATER LUBE SHUTOFF VALVE	550776	1
6	FILTER, WATER LUBE	550778	1
7	FITTING, G3/4" X 10MM HOSE BARB	550777	1

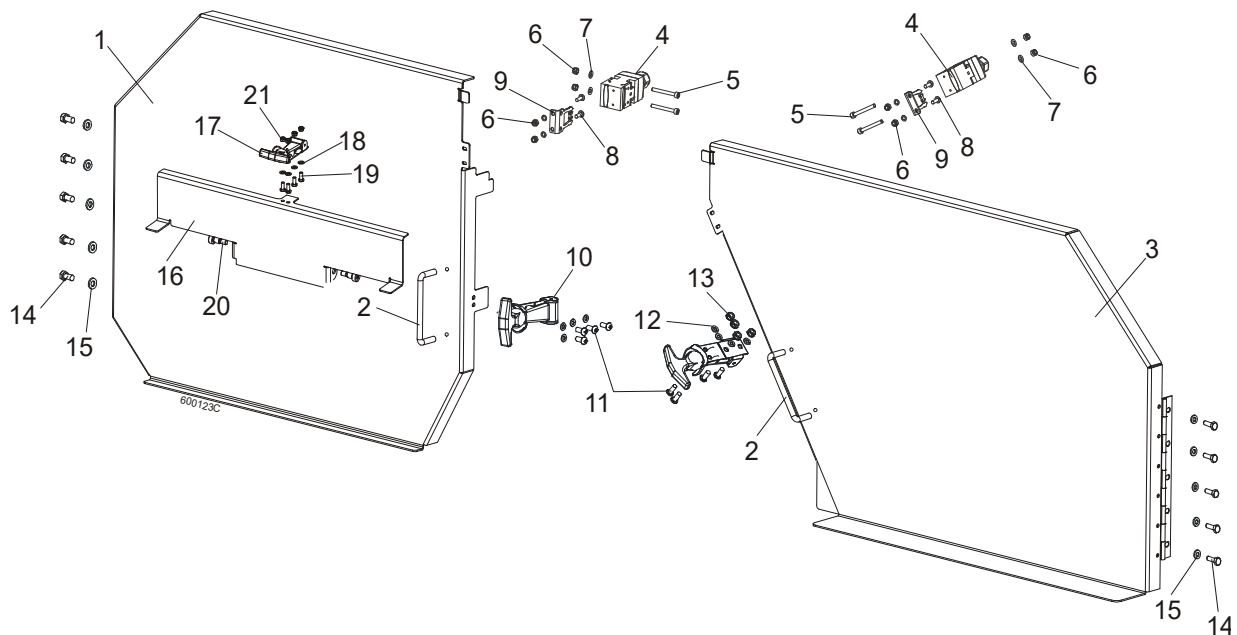
4.6 LT70AC Saw Head Decals



REF	DESCRIPTION (◆ indicates parts available in assemblies only)	PART #	QTY
1	DECAL, LT70 SERIES SAWMILL	092764	1
	PICTOGRAPHIC DECAL KIT, LT70AC	099518	1
2	DECAL, EUROPEAN HEADQUARTERS ADDRESS	015841	1
3	DECAL, SAWMILL COVERS CAUTION (PICTOGRAM)	099220	2
4	DECAL, PICTOGRAM (BLACK ARROW & HOOK)	085977B	1
5	DECAL, BLADE MOVEMENT DIRECTION (PICTOGRAM)	096321	1
6	DECAL, READ OPERATOR'S MANUAL (PICTOGRAM)	096317	1
7	DECAL, BLADE ALIGNMENT (PICTOGRAM)	P11789-70	1
8	DECAL, EYE PROTECTION WARNING (PICTOGRAM)	S12004G	1
9	DECAL, EAR PROTECTION WARNING (PICTOGRAM)	S12005G	1
10	DECAL, USE SAFETY BOOTS (PICTOGRAM)	501465	1
11	DECAL, SAWDUST CHUTE WARNING (PICTOGRAM)	099222	1
12	DECAL, MOTOR ROTATION DIRECTION	S20097	1
13	DECAL, CE CERTIFIED SAWMILL	P85070	2
14	DECAL, RUSSIAN SAFETY CERTIFICATION	099401	1

15	DECAL, INTERNATIONAL SAWMILL NAME	501466	1	
16	DECAL, LEVER OF TENSIONER'S BALL VALVE	505189	1	
17	DECAL, BLADE TENSION VALUES	518439	1	
	DECAL, HIGH VOLTAGE INSIDE THE ELECTRIC BOX (PICTOGRAM)	096316	2	
	DECAL, REMOVE THE PLUG BEFORE OPENING THE BOX (PICTOGRAM)	096319	2	
	DECAL, STAY A SAFE DISTANCE FROM THE BLADE (FOR DEBARKERS)	098176	1	
	DECAL, BLADE SETTING	P85066-70	1	
	DECAL, KEEP AWAY DANGER, PICTOGRAM	099221	1	
	DECAL, MAX. OIL PRESSURE, PICTOGRAM	099524	1	

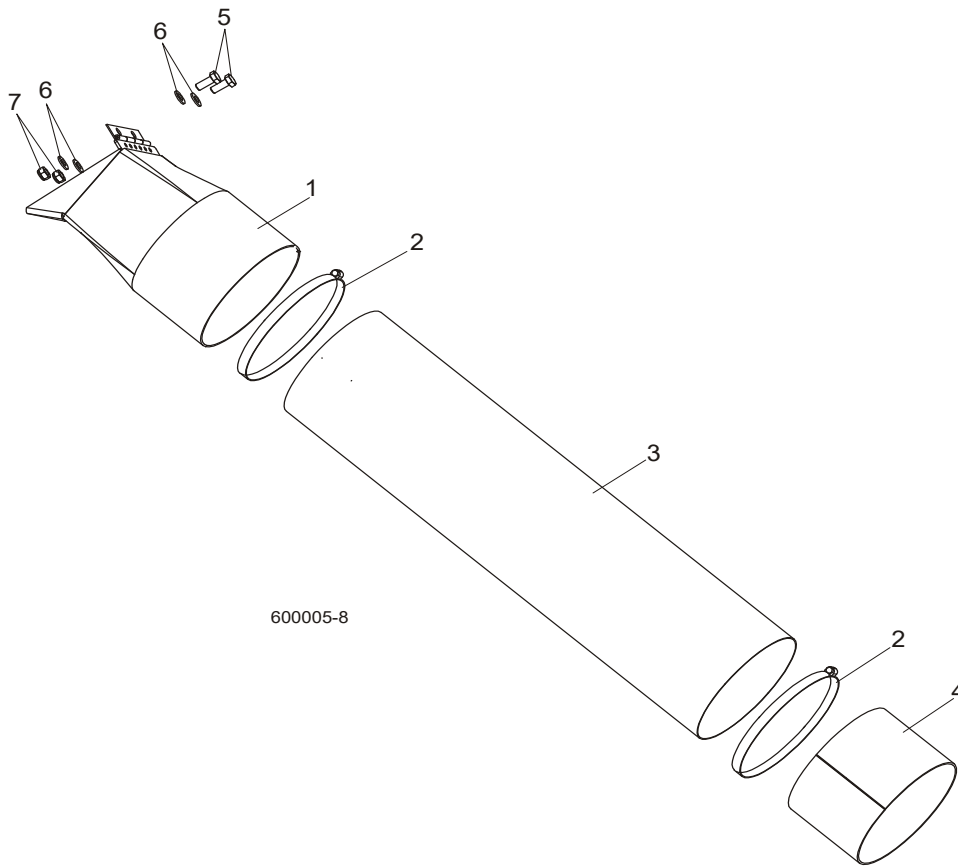
4.7 Blade Housing Covers



REF	DESCRIPTION (◆ indicates parts available in assemblies only)	PART #	QTY	
	COVER ASSEMBLY, IDLE SIDE BLADE HOUSING	088920	1	
1	Cover Assembly, Idle Side Blade Housing	088915-1	1	
2	Handle, Blade Housing Cover	P08065	1	
	COVER ASSEMBLY, DRIVE SIDE BLADE HOUSING	088921	1	
3	Cover Assembly, Drive Side Blade Housing	088917-1	1	
2	Handle, Blade Housing Cover	P08065	1	
4	SWITCH, AZ17-11ZRK SAFETY 1	094232	2	
5	SCREW, M4X35 8.8 HEX SOCKET HEAD CAP ZIN	F81011-34	4	
6	NUT, M3-6-HEX NYLON ZINC LOCK	F81028-2	8	
7	WASHER, 4.3 FLAT ZINC	F81051-2	8	
8	SCREW, M4X12 5.8-B SLOTTED COUNTERSUNK H	F81011-41	4	
9	KEY, AZ17/170-B5 SAFETY SWITCH 2	094422	4	
10	LATCH, FLEXIBLE DRAW	014829	2	
11	BOLT, M5X12 8.8 HEX HEAD FULL THREAD ZIN	F81000-5	8	
12	WASHER, 5.3 FLAT ZINC	F81052-1	8	
13	NUT, M5-8 DIN985 ZINC-PLATED	F81030-2	8	
14	BOLT M6X16 HH ZC FT 8.8 DIN 933	F81001-15	10	
15	WASHER, 6.4 FLAT ZINC	F81053-1	10	
	COVER, LT70 BLADE UPPER - COMPLETE	511536 ¹	1	
	COVER, LT70 BLADE UPPER - COMPLETE	523795 ²	1	
16	PLATE, LT70 UPPER COVER	511802-1	1	³
	PLATE, LT70 UPPER COVER	524277-1	1	⁴
17	LATCH, FLEXIBLE DRAW	014829	1	
18	WASHER, 5.3 FLAT ZINC	F81052-1	2	
19	BOLT, M5X12 8.8 HEX HEAD FULL THREAD ZIN	F81000-5	4	
20	BOLT, 10/M8X12-12.9 BOSSARD SHOULDER	F81003-62	2	
21	NUT, M5-8 DIN985 ZINC-PLATED	F81030-2	2	

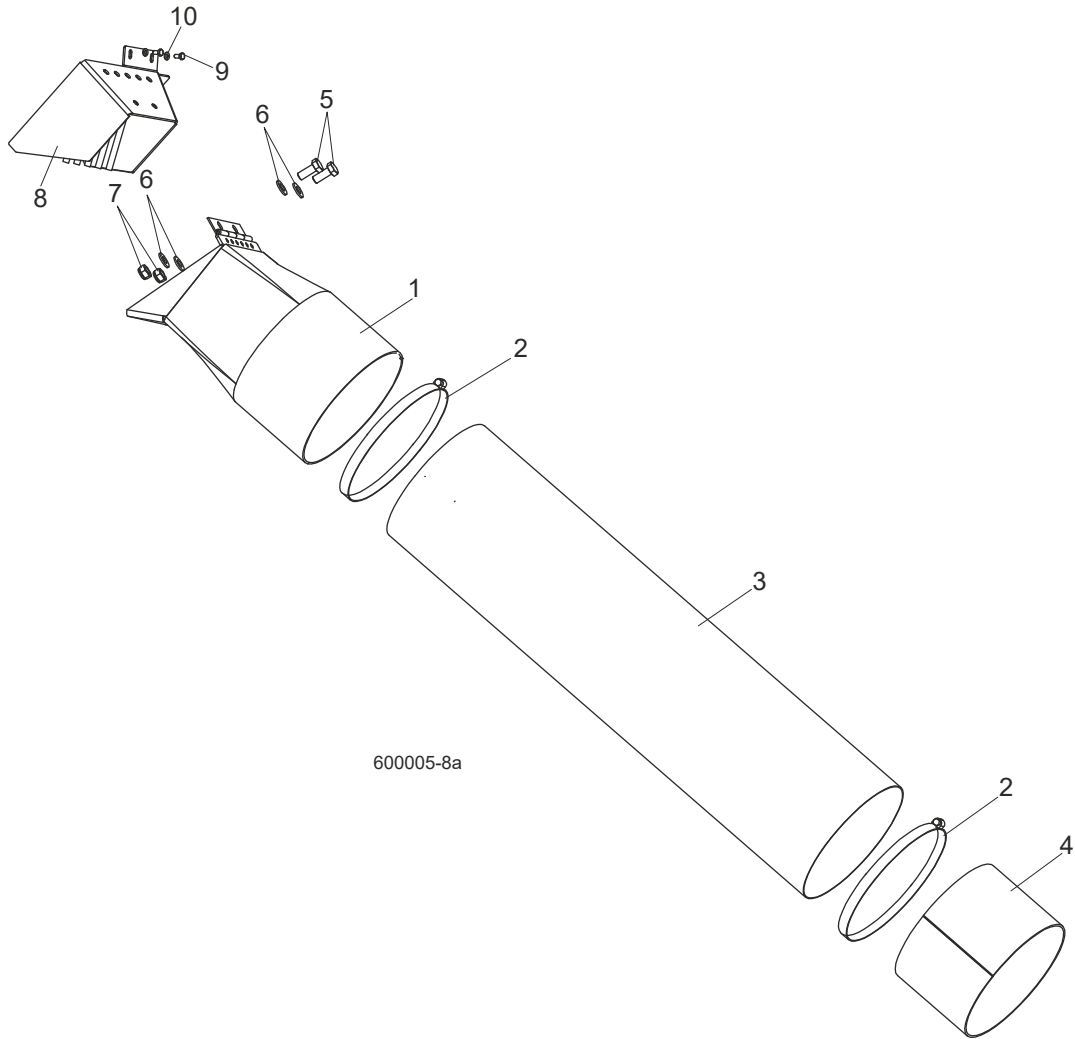
-
- ¹ Belongs to 088771 and 88770
 - ² Belongs to 525852, 525853, 525854, 523792
 - ³ Belongs to 511536
 - ⁴ Belongs to 523795

4.8 Sawdust Chute



REF	DESCRIPTION (◆ indicates parts available in assemblies only)	PART #	QTY
1	CHUTE WELDMENT, SAWDUST	089352-1	1
2	CLAMP, 152 MM	089358	2
3	TUBE, SAWDUST CHUTE	090153	1
4	TUBE, CHUTE END	090126-1	1
5	BOLT, M8X20 8.8 HEX HEAD FULL THREAD ZIN	F81002-4	2
6	WASHER, 8.4 FLAT ZINC	F81054-1	4
7	NUT, M8-8-B HEX NYLON ZINC LOCK	F81032-2	2

4.9 Sawdust Chute (LT70 Wide only)



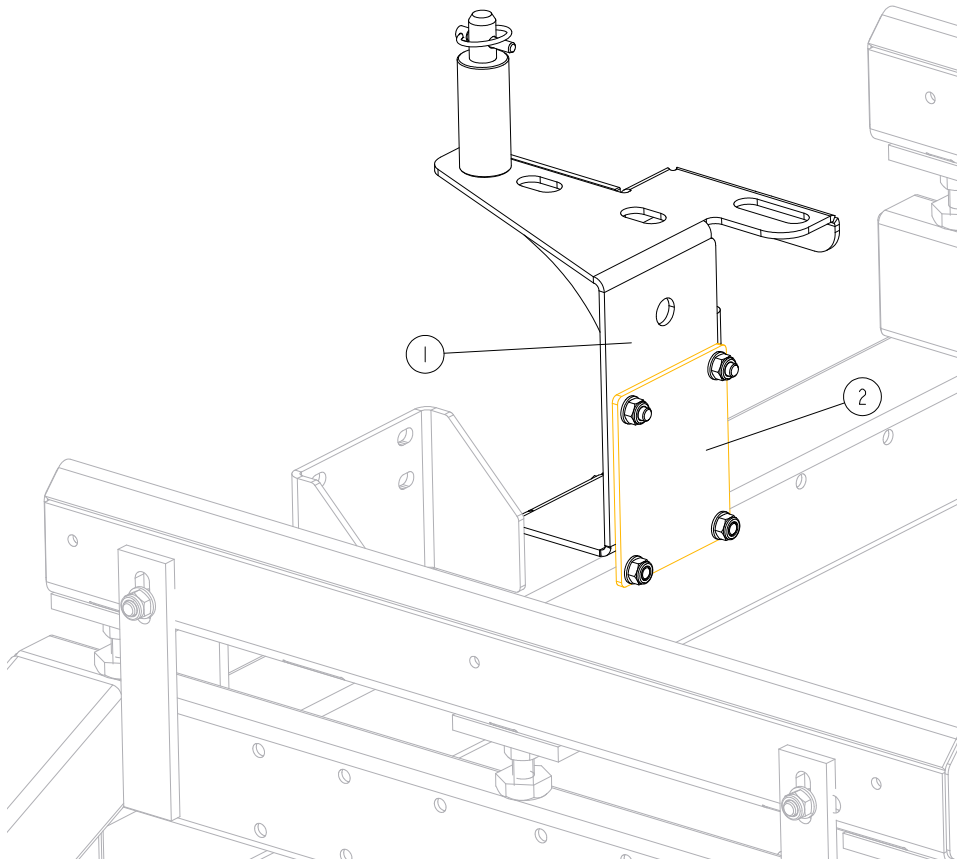
REF	DESCRIPTION (◆ indicates parts available in assemblies only)	PART #	QTY
1	CHUTE WELDMENT, SAWDUST	089352-1	1
2	CLAMP, 152 MM	089358	2
3	TUBE, SAWDUST CHUTE	089357	1
4	TUBE, CHUTE END	090126-1	1
5	BOLT, M8X20 8.8 HEX HEAD FULL THREAD ZIN	F81002-4	2
6	WASHER, 8.4 FLAT ZINC	F81054-1	4
7	NUT, M8-8-B HEX NYLON ZINC LOCK	F81032-2	2
8	OUTLET SAWDUST (WIDE HEAD ONLY)	530184-1	1
9	BOLT, M6X12-8.8 HEX HEAD FULL THREAD ZIN	F81001-7	2
10	WASHER, 6.4 FLAT ZINC (WIDE HEAD ONLY)	F81053-1	2

4 SAW HEAD

Saw Head Rest Bracket & Plate Mount

4.10 Saw Head Rest Bracket & Plate Mount

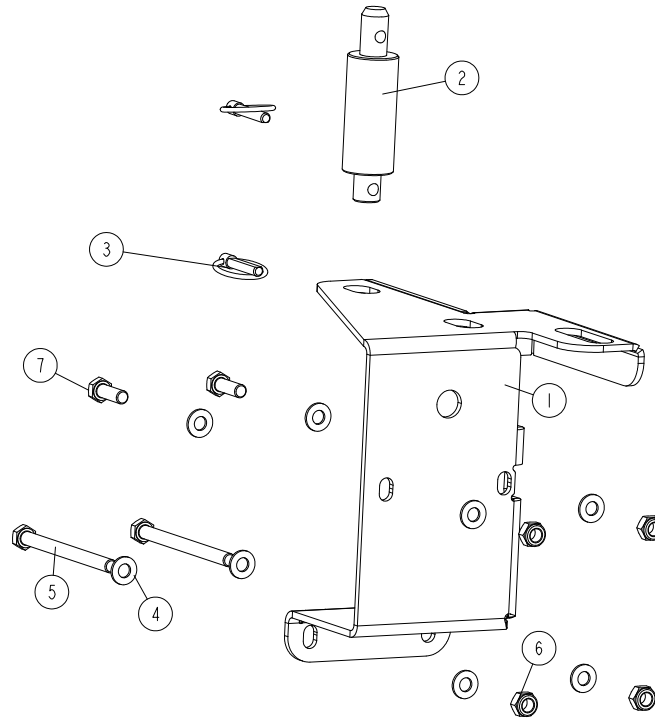
LT70ME20SAH3-WSWR_001
 LT70ME20SAH3-WSWR_MANUAL



REF	DESCRIPTION (◆ indicates parts available in assemblies only)	PART #	QTY
1	BRACKET, LT SAWMILL SAW HEAD REST See Section 4.11	550058	1
2	PLATE, MOUNT	087055-1	1

4.11 LT Sawmill Saw Head Rest Bracket

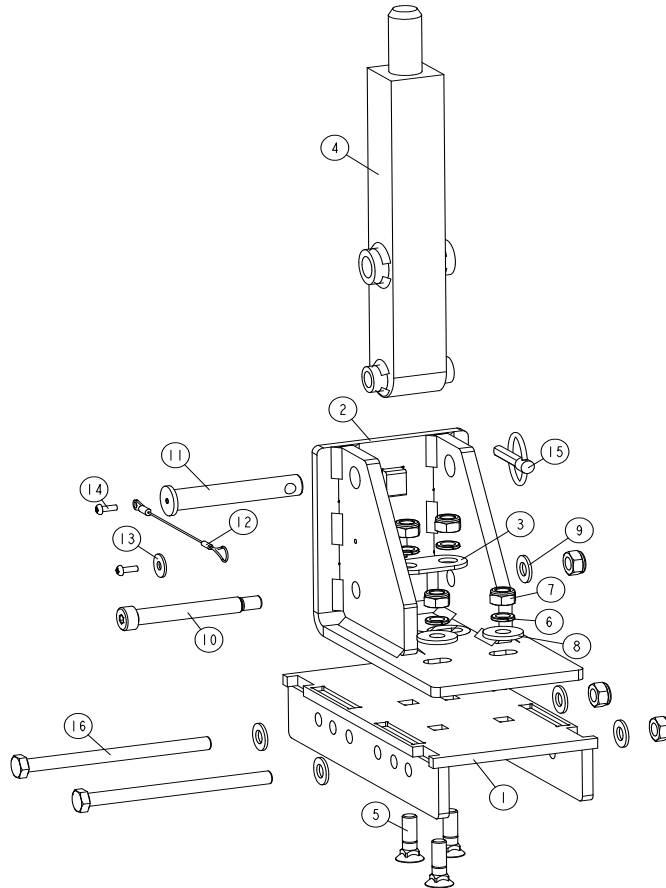
546306_001
546306_MANUAL



REF	DESCRIPTION (◆ indicates parts available in assemblies only)	PART #	QTY	
-	BRACKET, LT SAWMILL SAW HEAD REST	550058	1	
1	PLATE, SAW HEAD REST BRACKET	546307-1	1	
2	PIN, LT20 SAW HEAD REST	550057-1	1	
3	PIN, 8 BN914 LINCH (BOSSARD 1364650)	F81046-2	2	
4	WASHER, 10.5 FLAT ZINC	F81055-1	8	
5	BOLT, M10X125 8.8 HEX HEAD ZINC	F81003-18	2	
6	NUT, M10-8-B HEX NYLON ZINC LOCK	F81033-1	4	
7	BOLT, M10X30-8.8 HEX HEAD FULL THREAD ZINC	F81003-2	2	

4.12 Saw Head Support Bracket (only portable sawmills with the new type of "M" frame)

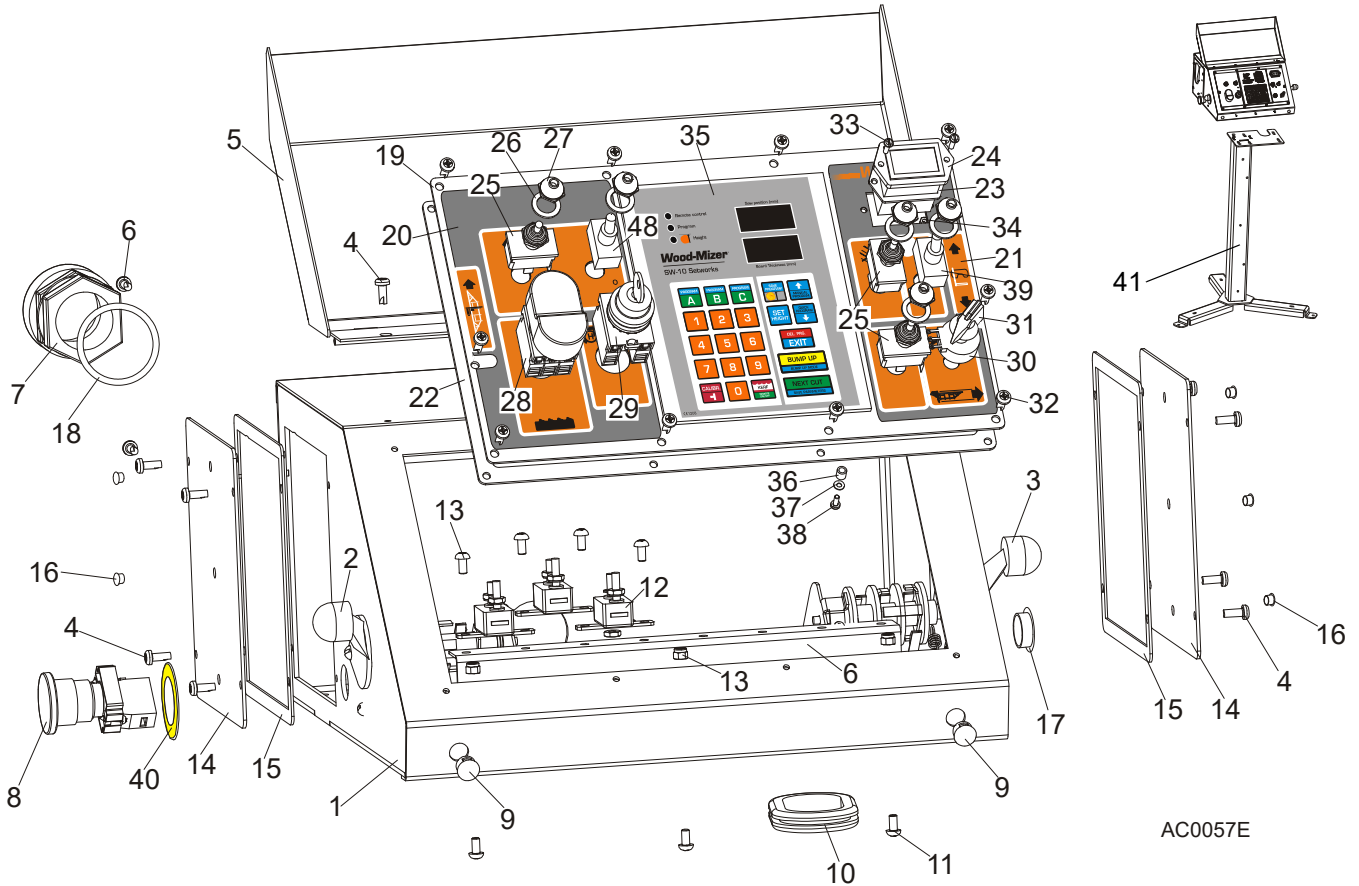
547311_001_A
547311_MANUAL



REF	DESCRIPTION (◆ indicates parts available in assemblies only)	PART #	QTY
-	BRACKET, LT70 SAW HEAD SUPPORT - "M" FRA	547311	1
1	PLATE, SAW HEAD SUPPORT BRACKET	555485-1	1
2	MOUNT WELDMENT, SAW HEAD REST PIN	547312-1	1
3	WASHER	547416	1
4	PIN WELDMENT, SAW HEAD REST	540600-1	1
5	BOLT, M10X35-10.9-FE/ZN5 DIN 608 ; PN 82	F81003-164	4
6	WASHER, Z 10.2 SPLIT LOCK ZINC	F81055-2	4
7	NUT, M10-8-B HEX NYLON ZINC LOCK	F81033-1	7
8	WASHER, 10.5 SPECIAL FLAT ZINC	F81055-6	2
9	WASHER, 10.5 FLAT ZINC	F81055-1	5
10	BOLT, 12/M10X80 12.9 ISO7379 SHOULDER	F81003-78	1
11	PIN, 16X100 23X3	540593-1	1
12	LANYARD, 3/64X6	016030	1
13	WASHER, 6.5 SPECIAL FLAT ZINC	F81053-11	1
14	SCREW, M4X12 5,8-B CROSS RECESSED PAN HE	F81011-43	2
15	PIN, 8 BN914 LINCH (BOSSARD 1364650)	F81046-2	1
16	BOLT, M10X140-10.9 HEX HEAD ZINC	F81003-180	2

SECTION 5 CONTROL & BATTERY BOXES

5.1 Control Assembly, LT40AC Series

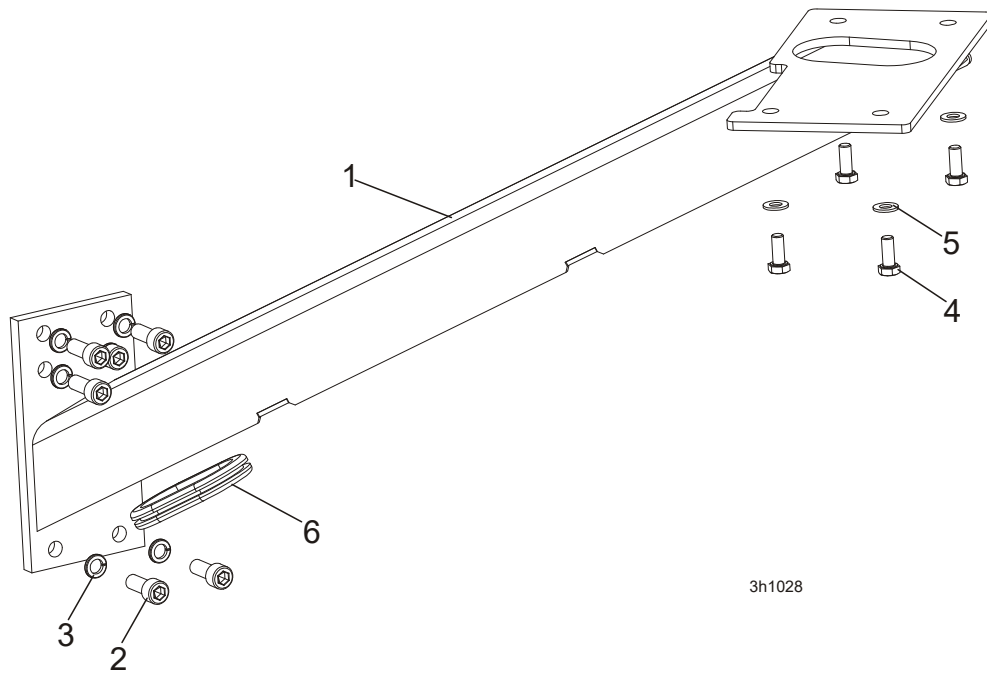


REF.	DESCRIPTION (◆ Indicates Parts Available In Assemblies Only)	PART #	QTY
	CONTROL BOX ASSEMBLY, LT40 AC	098690	1
	CONTROL BOX ASSEMBLY, LT40 AC-RC	509115	1
1	Control Box, LT40AC	099622-1	1
2	Switch, 1992GS Pwr/Feed (Service Package)	E20438	1
3	Switch, 1992 Up/Down (Service Package)	E20440	1
4	Bolt, #10-24x1/2 Ph Pan Hd, Type 23	F05015-17	12
5	Cover Weldment, LT20/40 Complete	097135-1	1
6	Rail, Circuit Breaker	525779-1	1
7	Connector, 1 1/4 Straight Metal Conduit	024402	1
8	Switch, XB2 BS542 Emergency Stop	086556	1
9	Switch, Speed Control	086773	2
10	Grommet, Rubber	087065	1
11	Screw, H M5x10 8.8 Zinc	F81000-13	7
12	Breaker, 15A Manual Reset	E20430	3
13	Nut, M5-8 DIN985 Zinc	F81030-2	3
	Cover, Control Box Side - Complete	086700	2
14	Cover, Control Box Side	086699-1	1
15	Gasket, Control Box Side	015274	1

16	Cap, SR1086 6.4 Dia. Hole	099700	6	
17	Cap, SR1086 22.2 Dia. Hole	093544	1	
18	Seal, 1 1/4 Ring LQTI w/Retainer	015430	1	
	Panel, LT40 AC Front Control Complete	098689	1	
19	Panel, LT20/40 AC Front Control	100572-1	1	
	Panel, LT40 AC Front Control	098586-1 ¹	1	
20	Decal, LT20/40 AC Control Box Left	099594	1	
21	Decal, LT40 DC Control Box Right	099596	1	
22	Gasket, LT20/40 Control Box	097132	1	
23	Gasket, Hour Meter	093346	1	
24	Meter, Hour	093166	1	
25	Switch, Toggle	024200	3	
26	Washer, 1/2x3/4x1/16 Nylon	P05251-1	5	
27	Boot, Toggle Switch	P02575	5	
28	Button, 24V Start/Stop	090452	1	
	Diaphragm, M22-T-DD	090462	1	
29	Switch, M22 3-Position Key	091361	1	
30	Potentiometer, 1k Feed Rate	E20519	1	
31	Knob, Speed Control	P06257	1	
32	Bolt, #10-24x1/2 Ph Pan Head, Type 23	F05015-17	10	
33	Bolt, M3x12 DIN85A Zinc	F81000-12	2	
34	Nut, M3-6 Nylon Zinc Lock	F81028-2	2	
35	Controller, SW-10 Setworks	500628	1	
36	Spacer, 4.2x6mm Idler	R80671-4	6	
37	Washer, 3.2 Flat Zinc	F81050-2	6	
38	Screw, M3x8-4.8 Zinc	F81000-83	6	
39	Switch, SPST On/Off 15A .25 TABS Toggle	P03027	2	
40	EMERGENCY STOP DECAL	086793	1	
41	PEDESTAL WELDMENT, LT40 CONTROL BOX	518703-1	1	

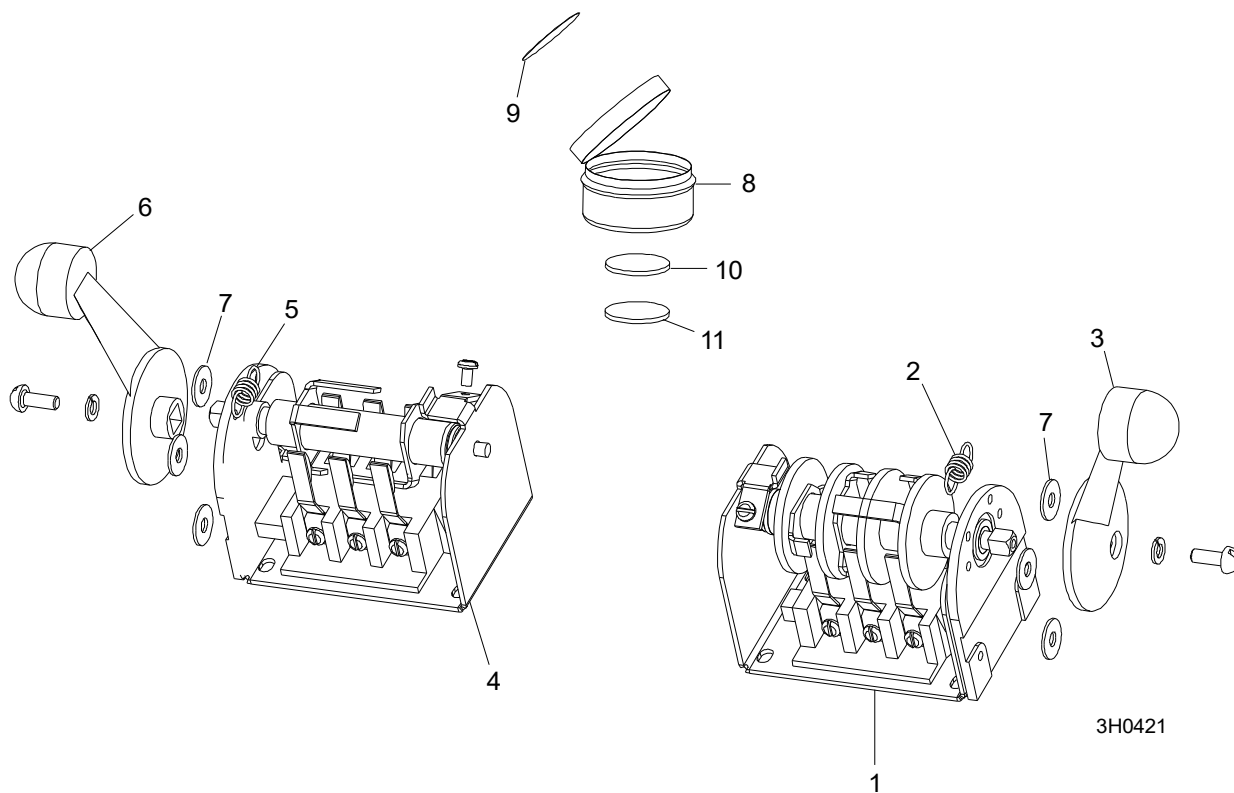
¹ Used in African version only.

5.2 Control Box Bracket



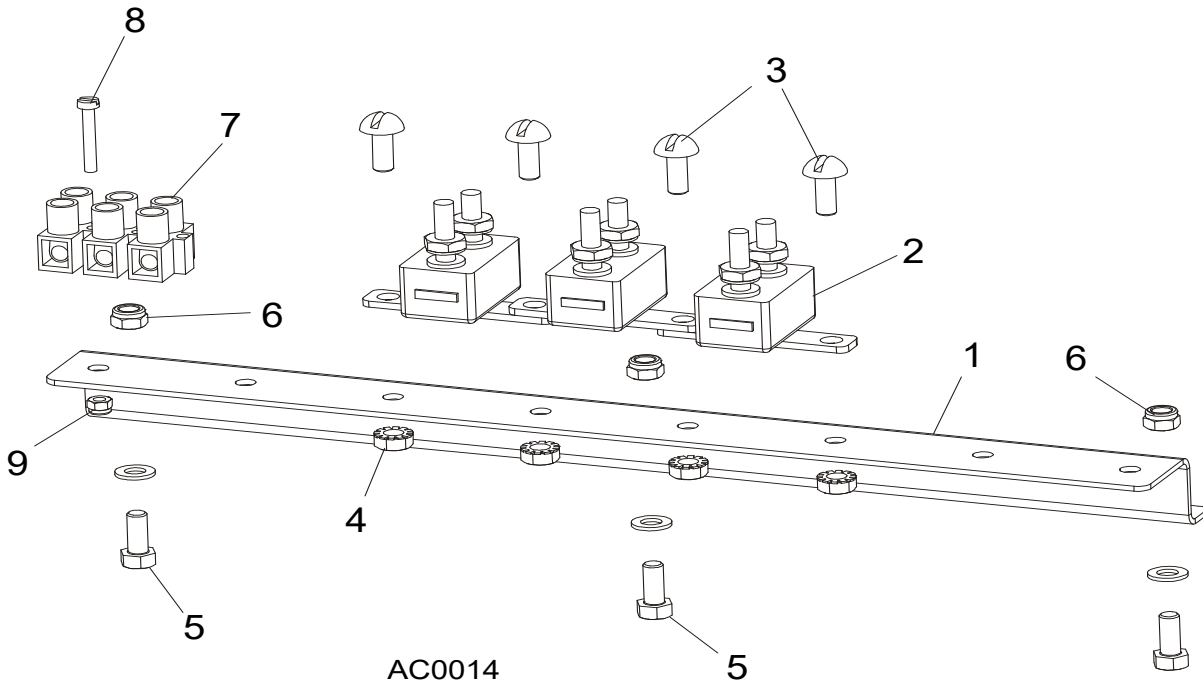
REF.	DESCRIPTION (◆ Indicates Parts Available In Assemblies Only)	PART #	QTY
1	MOUNT WELDMENT, STANDARD CONTROL BOX	086732-1	1
2	SCREW, M10x25 8.8 HEX SOCKET HEAD CAP ZINC	F81003-32	6
3	WASHER,10.2 SPLIT LOCK ZINC	F81055-2	6
4	BOLT, M8x20-8.8-B HEX HEAD FULL THREAD ZINC	F81002-4	4
5	WASHER, 8.4 FLAT ZINC	F81054-1	4
6	GROMMET, RUBBER	087065	1

5.3 Drum Switches



REF.	DESCRIPTION (◆ Indicates Parts Available In Assemblies Only)	PART #	QTY	
	SWITCH ASSEMBLY, UP/DOWN DRUM	E20440	1	
1	Switch, S12 Bulk Drum	E20440-B	1	◆
2	Spring, Drum Switch	P12570	1	
3	Handle, Drum Switch Replacement	P12500	1	
	SWITCH ASSEMBLY, POWER FEED DRUM	E20438	1	
4	Switch, S10 Bulk Drum	E20438-B	1	◆
5	Spring, Drum Switch	P12570	1	
6	Handle, Drum Switch Replacement	P12500	1	
7	WASHER, #8 SAE FLAT	F05011-41	6	
	CUP ASSEMBLY, DRUM SWITCH GREASE	A20463	1	
8	Cup, Plastic Container	P20464	1	◆
9	Decal, Grease Cup Label	P20467	1	
10	Pad, Velcro Loop	P20466	1	◆
11	Pad, Velcro Hook	P20465	1	◆
	Grease, High Temp Drum Switch	P20468	.011ml	◆

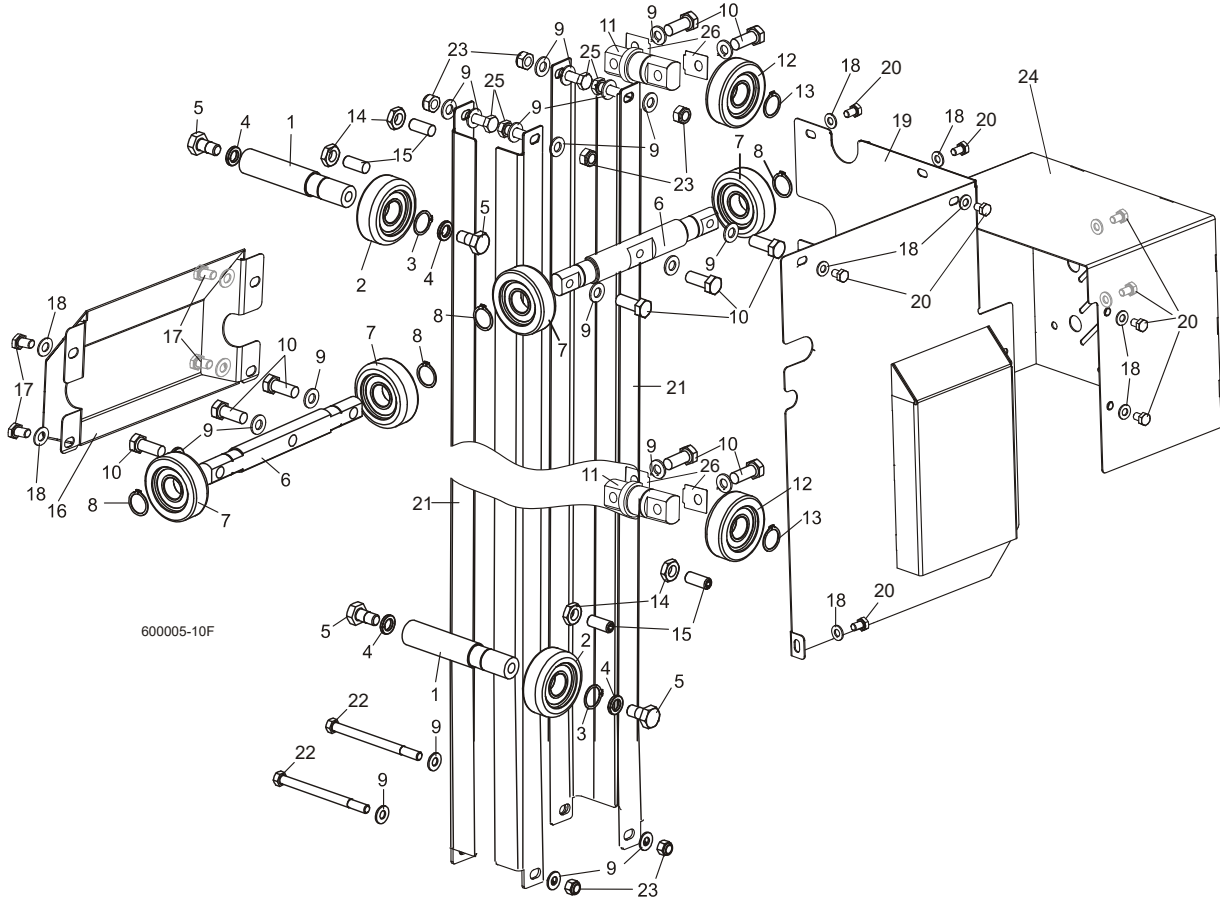
5.4 Circuit Breakers



REF.	DESCRIPTION (◆ Indicates Parts Available In Assemblies Only)	PART #	QTY
1	RAIL, CIRCUIT BREAKER	525779-1	1
2	BREAKER, 15 AMP MANUAL RESET	E20430	5
3	SCREW, H M5X10 8.8 ZINC	F81000-13	4
4	NUT, M5-8 DIN985 ZINC	F81030-2	4
5	BOLT, M5X12-5.8 HEX HEAD FULL THREAD ZINC	F81000-5	3
6	NUT, M5-8 DIN985 ZINC	F81030-2	3
7	STRIP, ELECTRIC WIRE	F81086-1	1
8	SCREW, M3 X 20-5.8-A	F81000-8	1
9	NUT, M3-6 HEX NYLON ZINC LOCK	F81028-2	1

SECTION 6 UP/DOWN SYSTEM

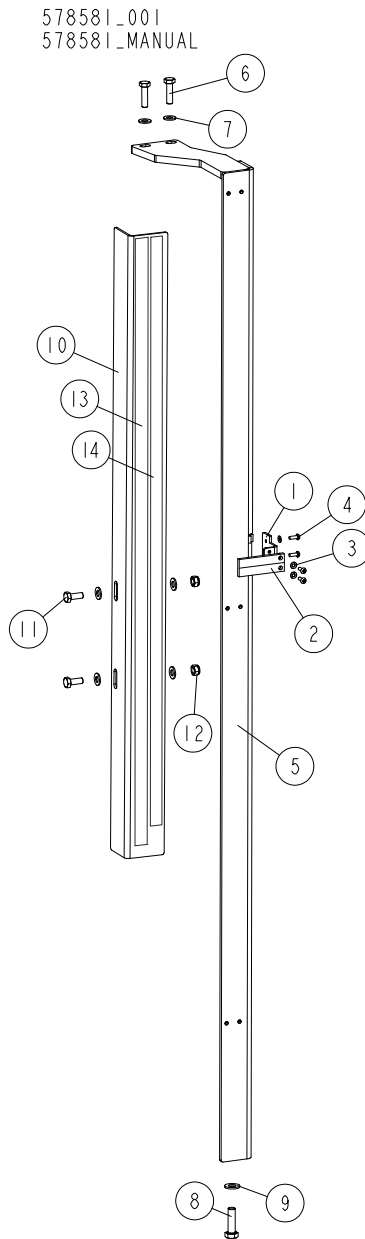
6.1 Up/Down Rollers & Covers



REF	DESCRIPTION (◆ indicates parts available in assemblies only)	PART #	QTY
	ROLLER ASSEMBLY, INSIDE UP/DOWN	089456	2
1	Shaft, Inside Up/Down Roller	088817-1	1
2	ROLLER, CBK-468	088433	1
3	Ring, Z30 Spring Retaining	F81090-23	1
4	WASHER, 13 FLAT ZINC	F81056-1	2
5	Bolt, M12x25-8.8 Hex Head Full Thread Zinc	F81004-31	2
	ROLLER ASSEMBLY, OUTSIDE UP/DOWN	089454	2
6	Shaft, Long Up/Down Roller	088815-1	1
7	ROLLER, CBK-468	088433	2
8	Ring, Z30 Spring Retaining	F81090-23	2
9	WASHER, 10.5 FLAT ZINC	F81055-1	22
10	BOLT, M10X35-8.8 HEX HEAD FULL THREAD ZIN	F81003-17	10
	ROLLER ASSEMBLY, SHORT UP/DOWN	089455	2
11	Shaft, Short Up/Down Roller	088816-1	1
12	ROLLER, CBK-468	088433	1
13	Ring, Z30 Spring Retaining	F81090-23	1
14	NUT, M10-04-W HEX ZINC THIN	F81033-6	4
15	SCREW, GN 913.3-M10-40-MS SET	F81003-65	4
16	COVER WELDMENT, UP/DOWN ROLLER	507056-1	1

17	BOLT, M8X16 -8.8-B HEX HEAD FULL THREAD	F81002-20	4	
18	WASHER, 8.4 FLAT ZINC	F81054-1	13	
19	GUARD WELDMENT, RA-08 UP/DOWN GEAR BOX SIDE	091319-1	1	
20	BOLT, M8X12-8.8 HEX HEAD FULL THREAD ZINC	F81002-6	9	
21	ANGLE, MAST TUBE STAINLESS	088492	4	
22	BOLT, M10X125 8.8 HEX HEAD ZINC	F81003-18	2	
23	NUT, M10-8-B HEX NYLON ZINC LOCK	F81033-1	6	
24	GUARD, UP/DOWN MOTOR PAINTED	090501-1	1	
25	BOLT, M10X30-8.8 HEX HEAD FULL THREAD ZI	F81003-2	4	
26	SPACER, ROLLER ASSEMBLY, SHORT UP/DOWN	510616	-	

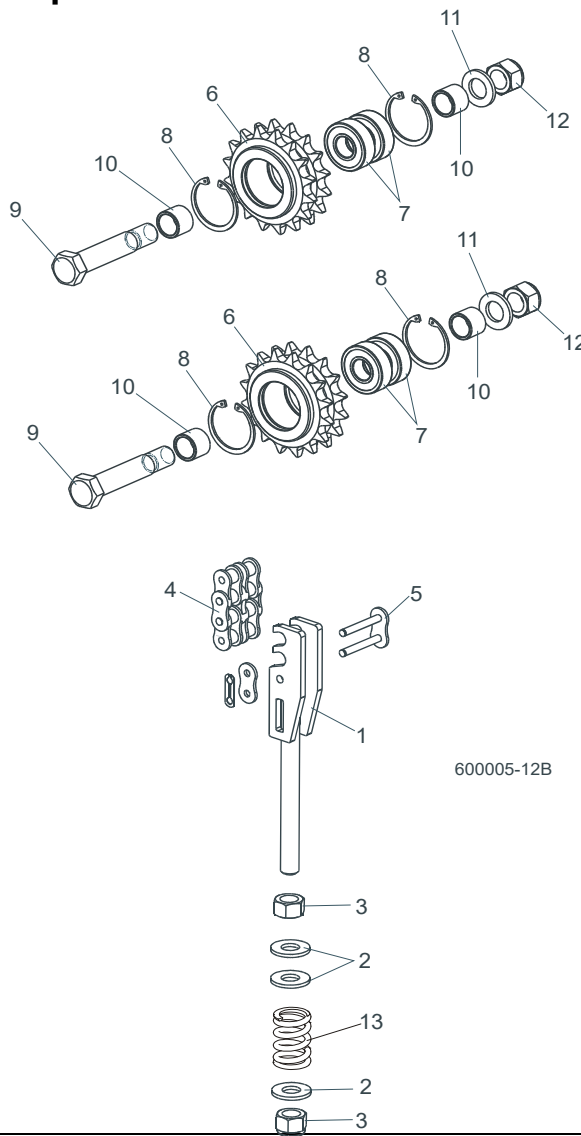
6.2 Blade Height Scale



REF	DESCRIPTION (◆ indicates parts available in assemblies only)	PART #	QTY	
-	INDICATOR ASSEMBLY, SCALE	578581	1	
1	MOUNT WELDMENT, SCALE PAINTED	088558-1	1	
2	INDICATOR, BLADE HEIGHT SCALE	094821	1	
3	WASHER, 4.3 FLAT ZINC	F81051-2	4	
4	SCREW, M4X12 5,8-B CROSS RECESSED PAN HE	F81011-43	4	
5	MOUNT WELDMENT, SCALE PAINTED	088554-1	1	
6	BOLT, M8 X 30-8.8-B HEX HEAD FULL THREAD	F81002-7	2	
7	WASHER, 8.4 FLAT ZINC	F81054-1	6	
8	BOLT, M10X35-8.8 HEX HEAD FULL THREAD ZIN	F81003-17	1	
9	WASHER, 10.5 FLAT ZINC	F81055-1	1	
10	ANGLE, SCALE MOUNT	088785-1	1	

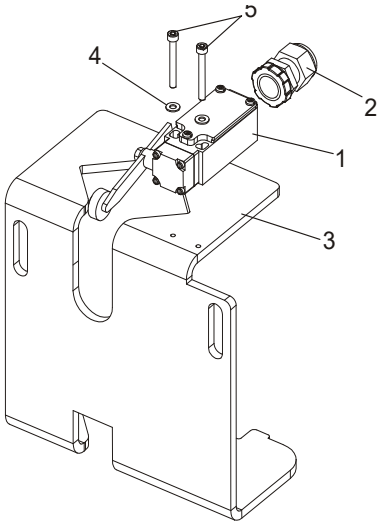
REF	DESCRIPTION (◆ indicates parts available in assemblies only)	PART #	QTY	
11	BOLT, M8X20 8.8 HEX HEAD FULL THREAD ZIN	F81002-4	2	
12	NUT, M8-8-B HEX NYLON ZINC LOCK	F81032-2	2	
13	DECAL, METRIC	S11711	1	
14	DECAL, METRIC 16-40MM	P12040-1	1	

6.3 Up/Down Chain & Sprockets

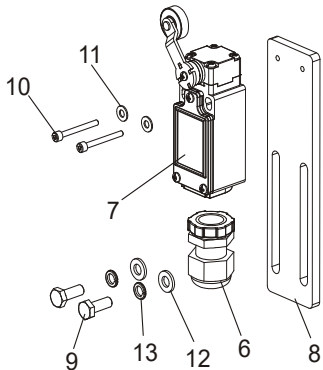


REF	DESCRIPTION (◆ indicates parts available in assemblies only)	PART #	QTY
1	TENSIONER WELDMENT, UP/DOWN CHAIN ZINC	512181-1	1
2	WASHER, 13 FLAT ZINC	F81056-1	3
3	NUT, M12 8 HEX NYLON ZINC LOCK	F81034-2	2
4	CHAIN, 12B-2 97-LINK	512197	1
5	LINK, 12B-2Pz MASTER	099249	1
	SPROCKET ASSEMBLY, UP/DOWN IDLER	512180	2
6	Sprocket, Zinc-Plated	512179-1	1
7	Bearing, 6203-2RS FLT Rolling	086114	2
8	Ring, W40 Spring Retaining	F81090-3	2
9	Bolt, M16D1F6 x 90-8.8 Hex Fit Short Thread Zinc	F81006-15	1
10	Spacer, Idler Zinc	088792-1	2
11	WASHER, 17 SPLIT LOCK ZINC	F81058-1	1
12	Nut, M16-8 Hex Nylon Zinc Lock	F81036-2	1
13	Spring, 14x30x3.2	090797	1

6.4 Safety Switches



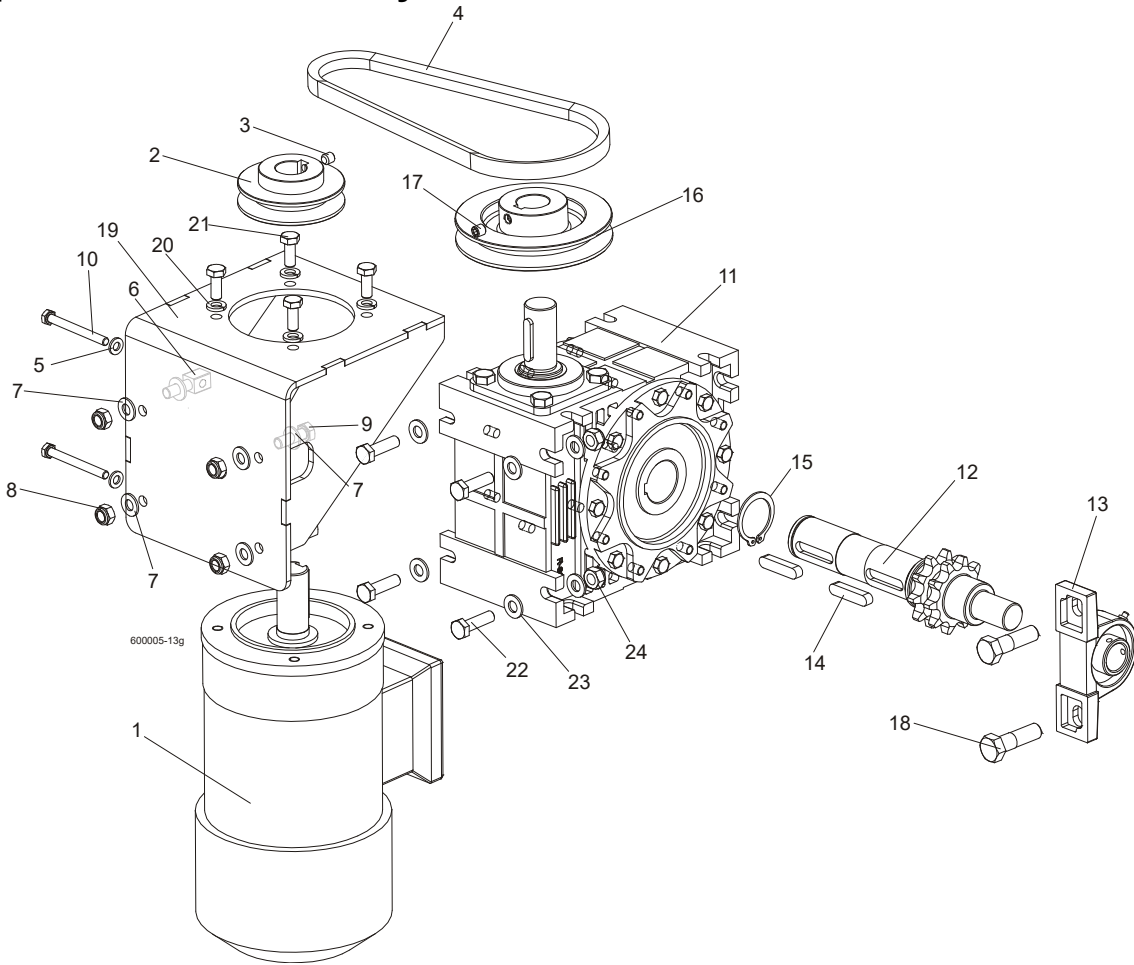
600045B



REF	DESCRIPTION (◆ indicates parts available in assemblies only)	PART #	QTY
1	SWITCH, GLCB01A2B SAFETY	086469	2
2	GLAND, ST PG 13.5 GREY CABLE	086524	2
3	SUPPORT, POWER CORD BRACKET	090460-1 ¹	1
4	WASHER, 4.3 FLAT ZINC	F81051-2	4
5	SCREW, M4X35 8.8 HEX SOCKET HEAD CAP ZIN	F81011-34	4
	SWITCH ASSEMBLY, LT70 SAFETY LOWER	505711	1
6	GLAND, ST PG 13.5 GREY CABLE	086524	1
7	SWITCH, FA138 Z11 LIMIT	100931	1
8	BAR, LIMIT SWITCH MOUNT	505125-1	1
9	BOLT M6X16 HH ZC FT 8.8 DIN 933	F81001-15	2
10	SCREW, M3X30 8.8 HEX SOCKET HEAD CAP ZINC	F81011-38	2
11	WASHER, 4.3 FLAT ZINC	F81051-2	2
12	WASHER, 6.4 FLAT ZINC	F81053-1	2
13	WASHER, Z 6.1 SPLIT LOCK	F81053-3	2

¹ LT70DC version only

6.5 Up/Down Drive Assembly

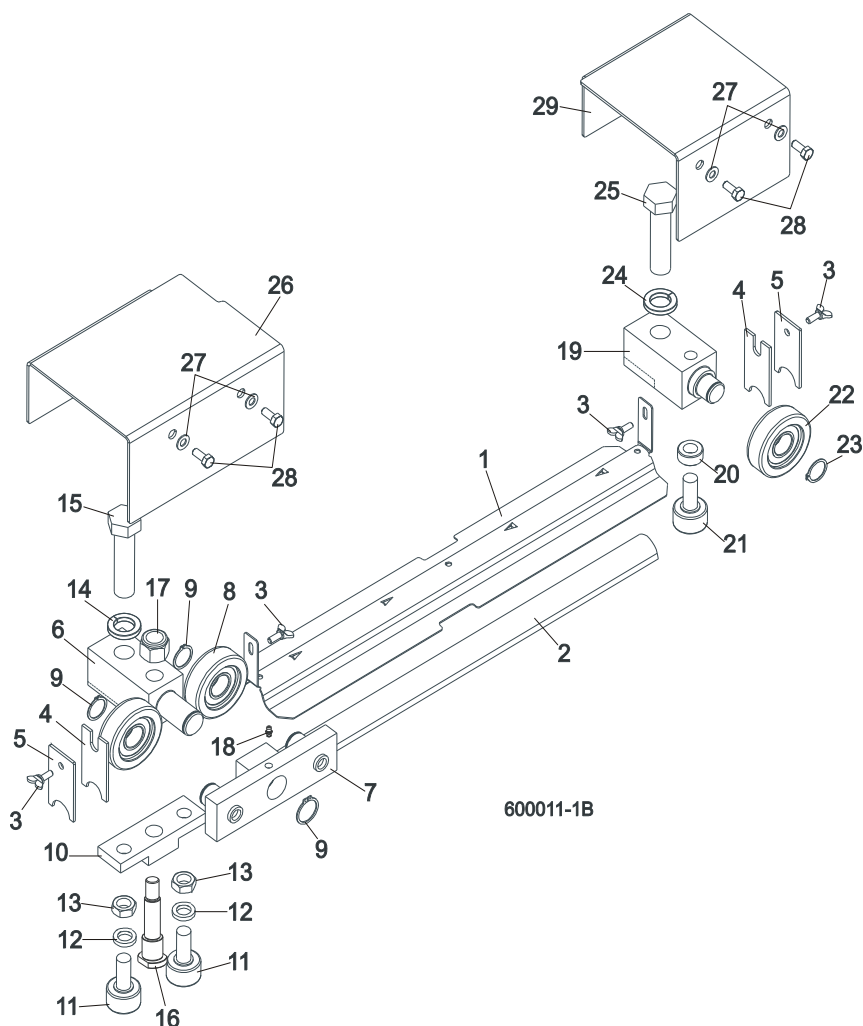


REF	DESCRIPTION (◆ indicates parts available in assemblies only)	PART #	QTY
	MOTOR W/MOUNT BRACKET, AC UP/DOWN	090493	1
1	AC Motor, 2 gear STKg90 6/4L2 IMB14/162	086530	1
2	Pulley, AC Motor	090497-1	1
3	Screw, M8x8-33H Hex Socket Set Flat Point Zinc	F81014-1	1
4	V-Belt, HA-670	091328	1
5	WASHER, 6.4 FLAT ZINC	F81053-1	2
6	Bolt, Special Zinc	088962-1	2
7	WASHER, 8.4 FLAT ZINC	F81054-1	8
8	Nut, M8-8-B Hex Nylon Zinc Lock	F81032-2	4
9	Bolt, M8X25-8.8-B Hex Head Full Thread Zinc	F81002-5	2
10	Bolt, M6x60-8.8 Hex Head Full Thread Zinc	F81001-9	2
	GEAR BOX ASSEMBLY, UP/DOWN DRIVE	091310	1
11	Gear Box, R80/64/WBS/D1,N+S,V5	097701	1
12	Output Shaft w/Sprocket, Up/Down Drive	517320-1	1
13	Bearing Assembly, UCP205 CX	088468	1
14	Key, A10x8x45 Parallel	091312	1
15	Ring, Outside Retaining Z38	F81090-26	1
16	PULLEY, UP/DOWN GEAR PAINTED	091308-1	1
17	SCREW, M8X8-33H HEX SOCKET SET FLAT POINT ZINC	F81014-1	1
18	BOLT, M12X40-8.8 HEX HEAD	F81004-1	1

19	BRACKET, AC UP/DOWN MOTOR MOUNT	090494-1	1	
20	WASHER 8,2 SPLIT LOCK ZINC	F81054-4	4	
21	BOLT, M8X20 8.8 HEX HEAD FULL THREAD ZIN	F81002-4	4	
22	BOLT,M10X35-8.8 HEX HEAD FULL THREAD ZIN	F81003-17	4	
23	WASHER, 10.5 PN-82/M-82021 ZINC	F81055-4	8	
24	NUT, M10-8-B HEX NYLON ZINC LOCK	F81033-1	4	

SECTION 7 FEED SYSTEM & TRACK ROLLERS

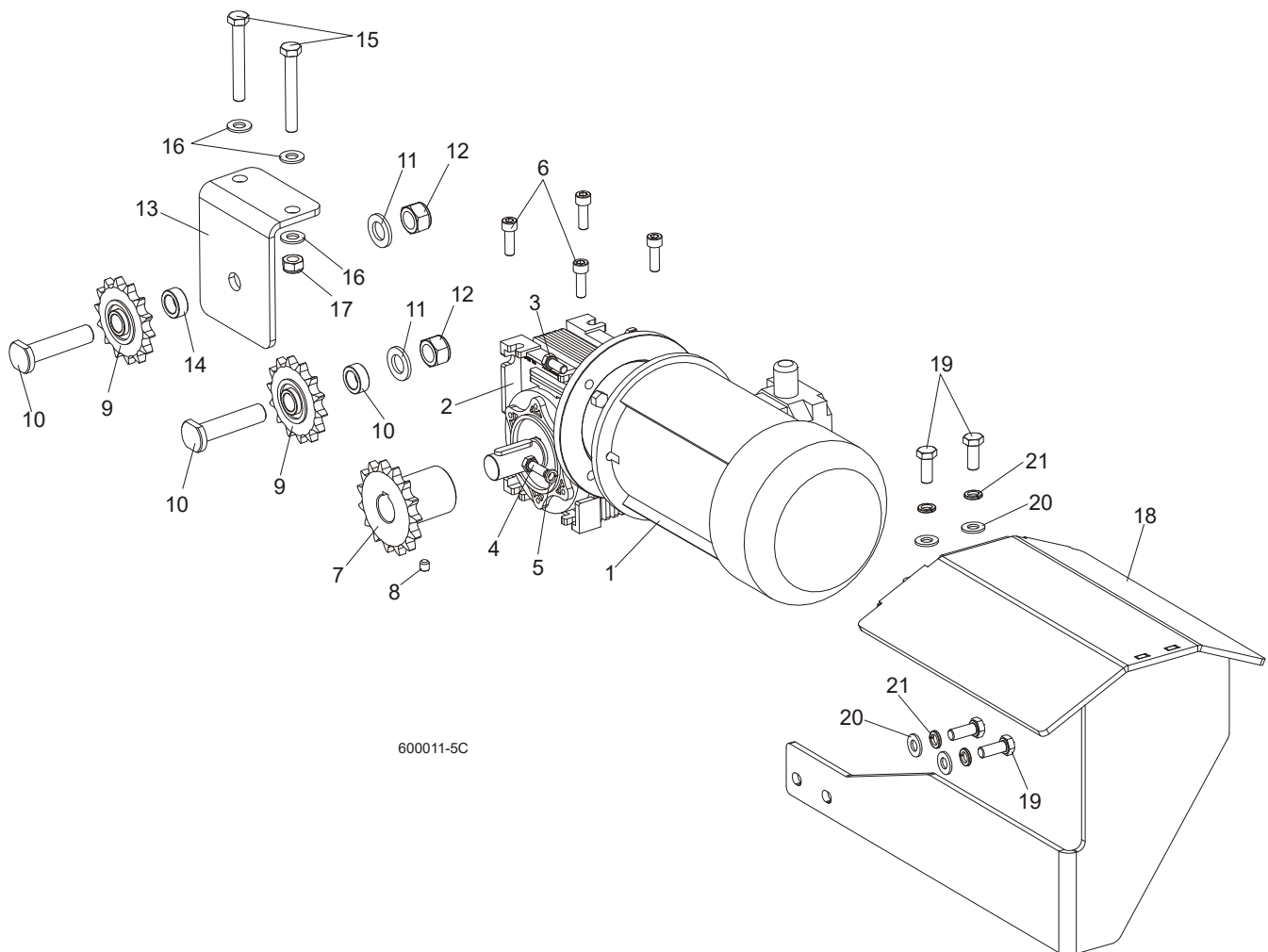
7.1 Upper Track Rollers And Wipers



REF	DESCRIPTION (◆ indicates parts available in assemblies only)	PART #	QTY
1	COVER, LT40/70 MIDDLE TRACK - SERVICE	522292-S	1
	Cover, LT40/70 Middle Track	522292-1	1
2	Strip, 3/16 X 2 X 23 Felt	S09915	1
3	SCREW, M6X20 DIN 316 WING	F81001-58	4
4	WIPER, TOP RAIL	M04113	2
5	PLATE, TRACK WIPER	088559-1	2
	ROLLER ASSEMBLY, UPPER TANDEM TRACK	088530	1
6	Block, Tandem Roller Mount	088532	1
7	Block Assembly, Tandem Roller	088535	1
8	ROLLER, CBK-468	088433	2
9	Ring, Z30 Spring Retaining	F81090-23	2
10	Block, Cam Follower Mount	088520	1
11	Bearing, Cam Follower (McGill)	012797	2
12	Washer, 16.3 Split Zinc Lock	F81058-2	2
13	Nut, 5/8"-18 Zinc	F05010-11	2

14	Washer, Z24.5 Split Zinc Lock	F81061-4	1	
15	BOLT, M24X2X90-8.8 HEX HEAD FULL THREAD	F81009-2	1	
16	Pin, Cam Follower Mount	088531	1	
17	Nut, M16-8 Hex Nylon Zinc Lock	F81036-2	1	
18	FITTING, M6 GREASE	086280	1	
	ROLLER ASSEMBLY, REAR UPPER TRACK	088529	1	
19	Block, Rear Upper Roller Mount	088528	1	
20	Spacer, Cam Follower	088536	1	
21	Bearing, Cam Follower (McGill)	012797	1	
22	Roller, CBK-468	088433	1	
23	Ring, Z30 Spring Retaining	F81090-23	1	
24	Washer, Z24.5 Split Zinc Lock	F81061-4	1	
25	Bolt, M24x2x90-8.8 Hex Head Full Thread Zinc	F81009-2	1	
26	COVER, TANDEM ROLLER	088526-1	1	
27	WASHER, 6.4 FLAT ZINC	F81053-1	4	
28	BOLT M6X16 HH ZC FT 8.8 DIN 933	F81001-15	4	
29	COVER, REAR UPPER ROLLER	088527-1	1	

7.2 Power Feed Assembly

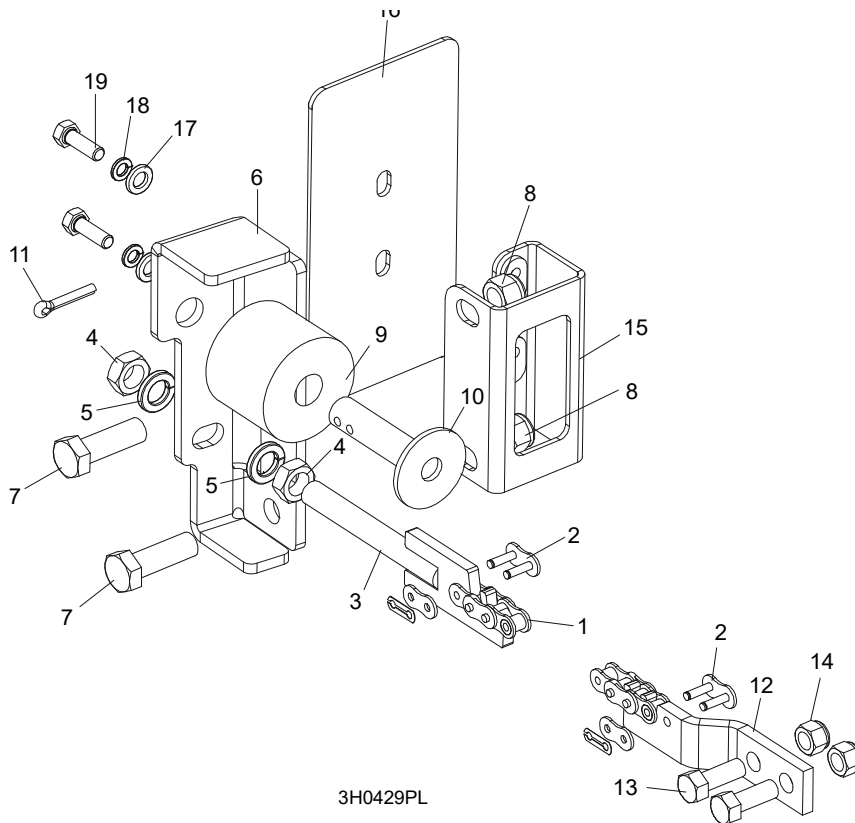


600011-5C

REF	DESCRIPTION (◆ indicates parts available in assemblies only)	PART #	QTY
	MOTOREDUCER, MR-50/7.5/1.1-1380/K3/B8	100936	1
1	MOTOR, 1.1kW AC ELECTRIC	090104	1
2	MOTOREDUCER, MR-50/7.5/DO SILN/K3,N+S,B8	100935	1
3	BOLT, M8X20 8.8 HEX HEAD FULL THREAD ZIN	F81002-4	2
4	BOLT, M8X25-8.8-B HEX HEAD FULL THREAD Z	F81002-5	2
5	WASHER 8,2 SPLIT LOCK ZINC	F81054-4	2
6	SCREW, M8x25 -8.8 HEX SOCKET HEAD CAP	F81002-21	4
7	SPROCKET, 10B Z15 ZINC	088541-1	1
8	SCREW, M8x8-33H HEX SOCKET SET FLAT POINT ZINC	F81014-1	2
9	SPROCKET, KSR 16.L0.10.10.14.08 W/BEARING	088867	2
10	PIN, ZINC SPROCKET MOUNT	088994-1	2
11	WASHER, 17 SPLIT LOCK ZINC	F81058-1	2
12	NUT, M16-8 HEX NYLON ZINC LOCK	F81036-2	2
13	BRACKET, POWER FEED SPROCKET MOUNT	088507-1	1
14	SPACER, POWER FEED SPROCKET	088550-1	1
15	BOLT, M10x75-8.8 HEX HEAD ZINC	F81003-15	2
16	WASHER, 10.5 FLAT ZINC	F81055-1	4

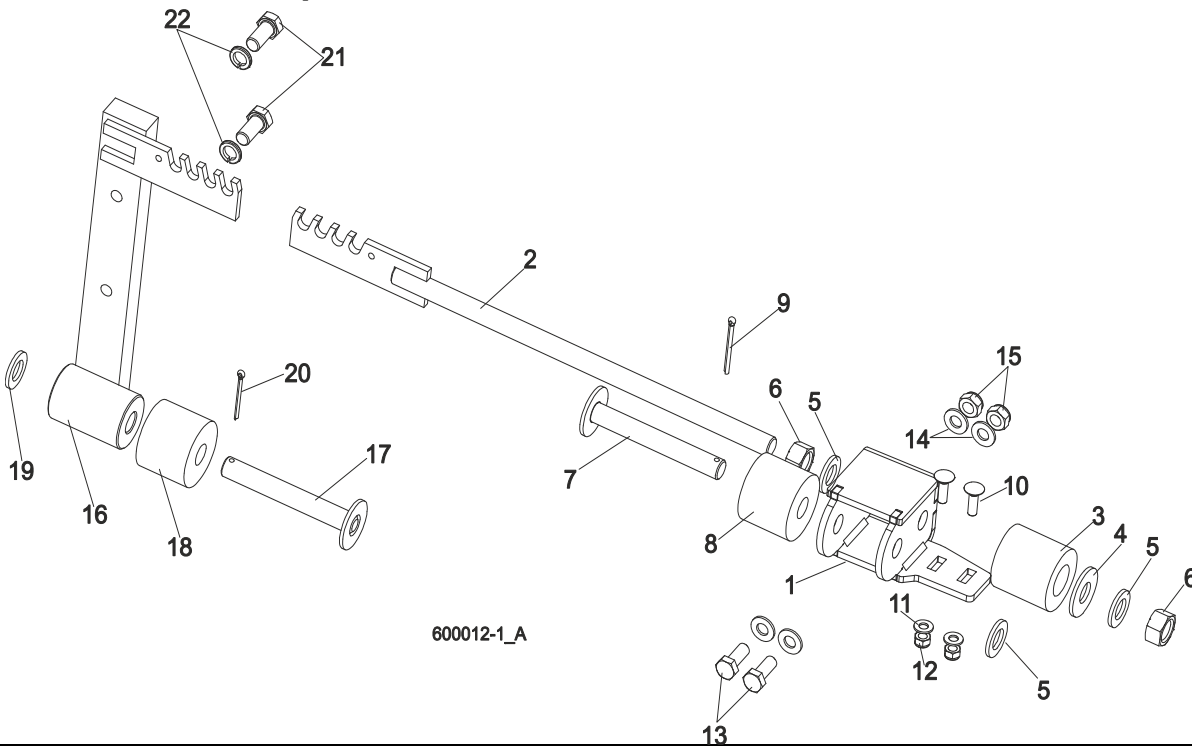
17	NUT, M10-8-B HEX NYLON ZINC LOCK	F81033-1	2	
	GUARD, LT70AC POWER FEED MOTOR COMPLETE	504651	1	
18	GUARD, LT70AC POWER FEED MOTOR	504652-1	1	
19	BOLT, M10X25 8.8 HEX HEAD FULL THREAD ZI	F81003-11	4	
20	WASHER, 10.5 FLAT ZINC	F81055-1	4	
21	WASHER, Z 10.2 SPLIT LOCK ZINC	F81055-2	4	

7.3 Feed Chain/Stop, LT70 S/M



REF	DESCRIPTION (◆ indicates parts available in assemblies only)	PART #	QTY
1	CHAIN, 10B-1-375 (5.95M) LT70S FEED	090427	1
	CHAIN, 10B-1-457 (7.25M) LT70M FEED	090370	1
	CHAIN 10B-1 (0,9M)	506516	1
2	LINK, 10B-1Pz MASTER	088671	2
3	TENSIONER WELDMENT, POWER FEED CHAIN ZINC-PLATED	086818-1	1
4	NUT, M12-5 HEX JAM	F81034-4	2
5	WASHER, Z12.2 SPLIT LOCK ZINC	F81056-2	2
6	BRACKET, FEED CHAIN REAR MOUNT	087628-1	1
7	BOLT, M12X40-8.8 HEX HEAD FULL THREAD ZI	F81004-4	2
8	NUT, M12 8 HEX NYLON ZINC LOCK	F81034-2	2
	STOP KIT, RUBBER CARRIAGE	K09630	2
9	BUSHING, 11/16X2 1/8X1 3/4 RUBBER	P12165	1
10	Pin, Rubber Carriage Stop	086182-1	1
11	Pin, 3/16" X 1" Cotter	F05012-21	1
12	BRACKET, FRONT FEED CHAIN MOUNT	015008	1
13	BOLT, 3/8-16X1 HH	F05007-7	2
14	NUT, 3/8-16 HEX NYLON LOCK	F05010-10	2
15	BRACKET WELDMENT, REAR TUBE COVER	087105-1	1
16	COVER, REAR MAIN TUBE	015023	1
17	WASHER, 8.4 FLAT ZINC	F81054-1	2
18	WASHER 8,2 SPLIT LOCK ZINC	F81054-4	2
19	BOLT, 5/16-18 X 1" HEX HEAD	F05006-1	2

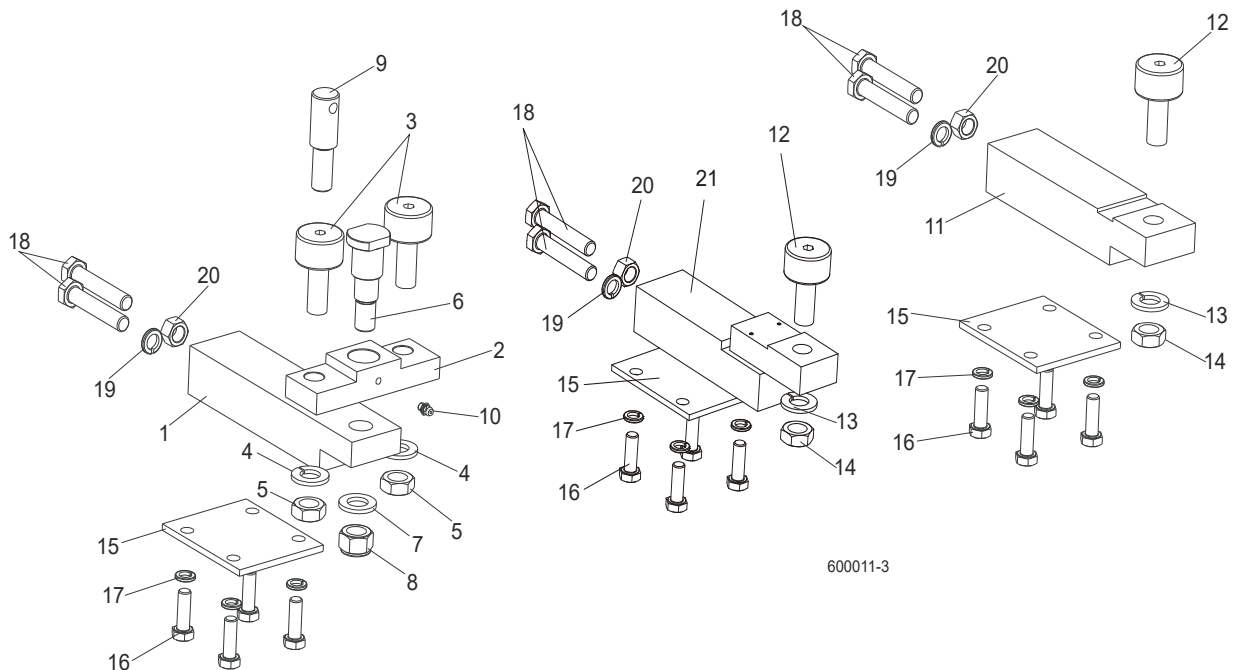
7.4 Feed Chain/Stop



600012-1_A

REF	DESCRIPTION (◆ indicates parts available in assemblies only)	PART #	QTY
1	MOUNT WELDMENT, FRONT CARRIAGE STOP	546123-1	1
2	TENSIONER, POWER FEED CHAIN ZINC-PLATED	089364-1	1
3	SPRING, TENSIONER BLADE LT15	014828	1
4	WASHER, 17/40-3 ZINC-PLATED	089360-1	1
5	WASHER, 17 SPLIT LOCK ZINC	F81058-1	3
6	NUT, M16-5.8 HEX ZINC	F81036-1	2
7	PIN, 16X117 W/PLATE	089361-1	1
8	BUSHING, 11/16X2 1/8X1 3/4 RUBBER	P12165	1
9	PIN, S-Zn 4x25 COTTER	F81043-2	1
10	BOLT, M8X25-8.8 ZINC MUSHROOM HEAD SQUAR	F81002-59	2
11	WASHER, 8.4 FLAT ZINC	F81054-1	2
12	NUT, M8-8-B HEX NYLON ZINC LOCK	F81032-2	2
13	BOLT, M10X25 8.8 HEX HEAD FULL THREAD	F81003-31	2
14	WASHER, 10.5 FLAT ZINC	F81055-1	4
15	NUT, M10-8-B HEX NYLON ZINC LOCK	F81033-1	2
	STOP ASSEMBLY, REAR POWER FEED	089362	1
16	Stop Weldment, Rear Power Feed	088346-1	1
17	PIN, 16X117 W/PLATE	089361-1	1
18	BUSHING, 11/16X2 1/8X1 3/4 RUBBER	P12165	1
19	WASHER, 17 SPLIT LOCK ZINC	F81058-1	1
20	Pin, S-Zn 4x25 Cotter	F81043-2	1
21	BOLT, M12X25-8.8 HEX HEAD FULL THREAD ZINC	F81004-31	2
22	WASHER, 13 FLAT ZINC	F81056-1	2
	CHAIN, 10B-1 POWER FEED	088670	1
	CHAIN 10B-1 (0,9m)	506516	1
	LINK, 10B-1PZ MASTER	088671	2

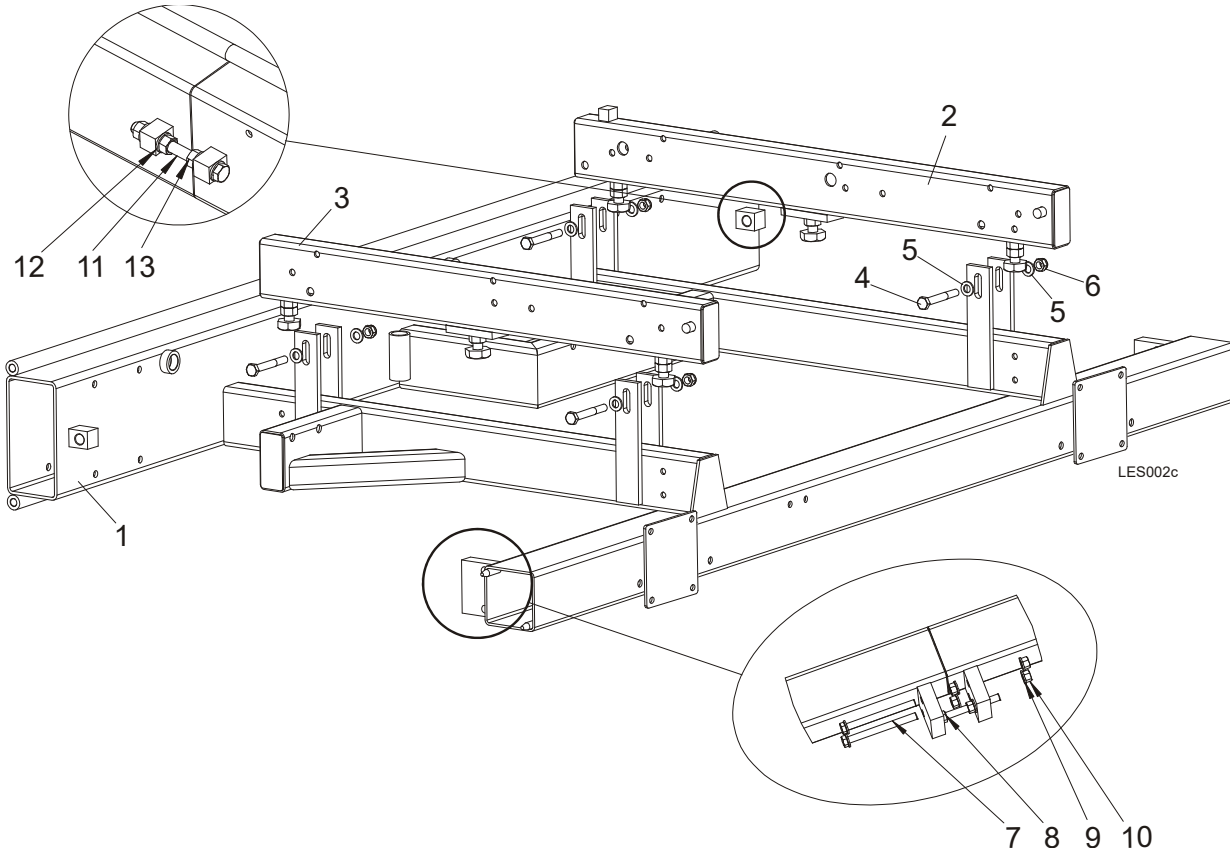
7.5 Lower Track Rollers



REF	DESCRIPTION (◆ indicates parts available in assemblies only)	PART #	QTY
	BLOCK ASSEMBLY, VERTICAL MAST ALIGNMENT DOUBLE	088523	1
1	Block, Vertical Mast Alignment Double	088517	1
2	Block, Cam Follower Mount	088520	1
3	Bearing, Cam Follower (McGill)	012797	2
4	Washer, 16.3 Split Zinc Lock	F81058-2	2
5	Nut, 5/8"-18 Zinc	F05010-11	2
6	Pin, Cam Follower Mount	088521	1
7	WASHER, 17 SPLIT LOCK ZINC	F81058-1	1
8	Nut, M16-8 Hex Nylon Zinc Lock	F81036-2	1
9	Pin, Safety Lock	088519	1
10	FITTING, M6 GREASE	086280	1
	BLOCK ASSEMBLY, VERTICAL MAST ALIGNMENT SINGLE	088524	1
11	Block, Vertical Mast Alignment Single	088518	1
12	Bearing, Cam Follower (McGill)	012797	1
13	Washer, 16.3 Split Zinc Lock	F81058-2	1
14	Nut, 5/8"-18 Zinc	F05010-11	1
15	PLATE, LOWER TRACK ROLLER RETAINER	088516	3
16	BOLT, M10X30-8.8 HEX HEAD FULL THREAD ZI	F81003-2	12
17	WASHER, Z 10.2 SPLIT LOCK ZINC	F81055-2	12
18	BOLT, M12X1.25X65-8.8 HEX HEAD FULL THREAD ZINC	F81004-40	6
19	WASHER, Z12.2 SPLIT LOCK ZINC	F81056-2	3
20	NUT, M12X1.25-8 ZINC HEX	F81034-8	3
21	BLOCK WELDMENT, LOWER TRACK ROLLER MOUNT	091425	1

SECTION 8 BED FRAME ASSEMBLY

8.1 Bed Section

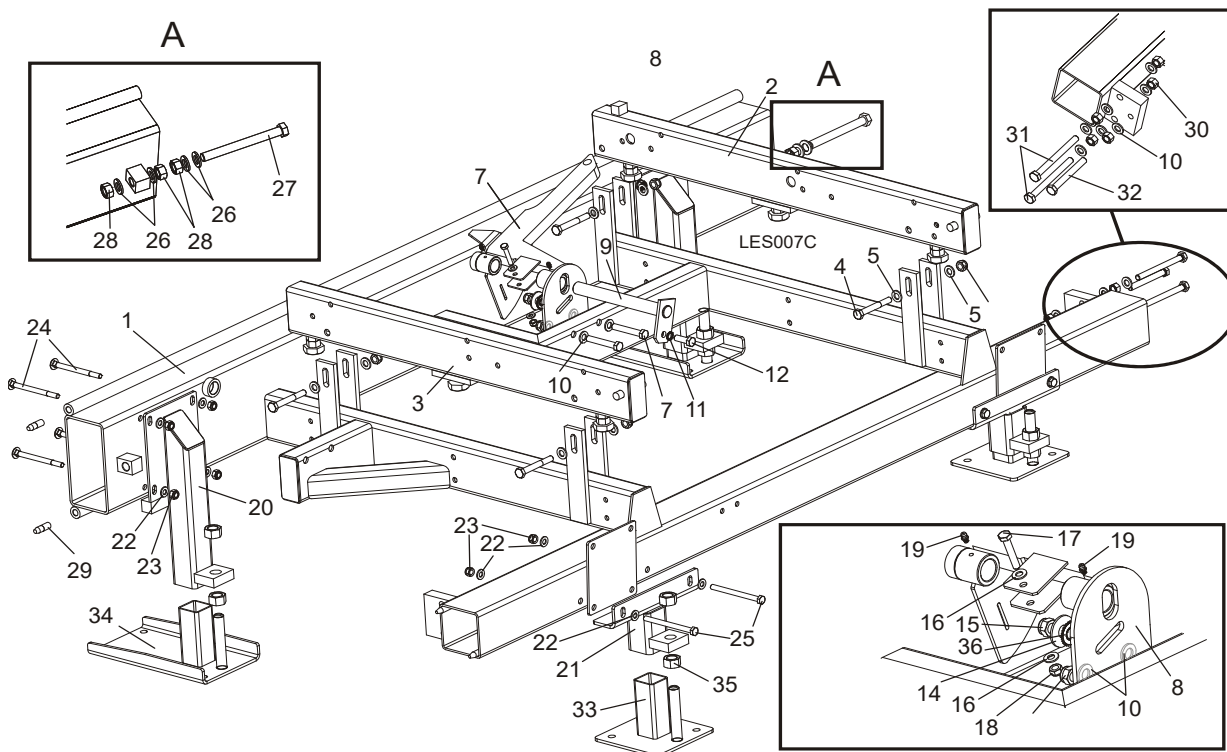


REF.	DESCRIPTION (◆ Indicates Parts Available In Assemblies Only)	PART #	QTY
1	BED SECTION, LES COMPLETE	099710-1	1
2	Tube Wldmt, Bed, LT80 Long	089385	1
3	Tube Wldmt, Bed, LT80 Short	089386	1
4	Bolt, M12 x 90-8.8 Hex Head Zinc	F81004-2	4
5	Washer, 13 SAE Flat	F81056-1	8
6	Nut, M12-8 Hex Nylon Zinc Lock	F81034-2	4
7	BOLT, M12X130-8.8 HEX HEAD ZINC	F81004-55	2
8	BOLT, M12X100-8.8 HEX HEAD ZINC	F81004-45	1
9	WASHER, 13 SAE FLAT	F81056-1	7
10	NUT, M10-8-B HEX NYLON ZINC LOCK	F81033-1	5
11	BOLT, M16X160-8.8 HEX HEAD ZINC	F81006-23	1
12	WASHER, 17 FLAT ZINC	F81058-1	4
13	NUT, M16-5.8 HEX ZINC	F81036-1	3

8 Bed Frame Assembly

Bed Section, Additional

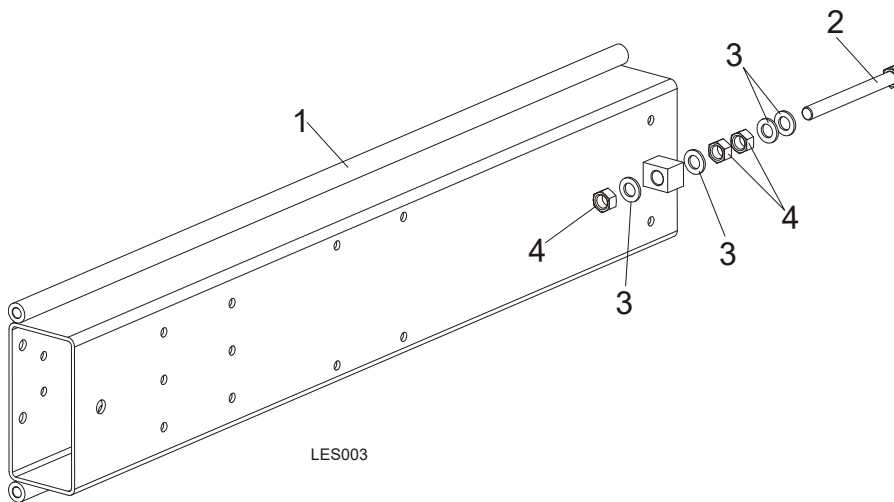
8.2 Bed Section, Additional



REF.	DESCRIPTION (◆ Indicates Parts Available In Assemblies Only)	PART #	QTY
	BED SECTION, LES ADDITIONAL	101061-S	1
1	BED FRAME SECTION	099710-1	1
2	Tube Wldmt, LT80 Bed Long	089385	1
3	Tube Wldmt, LT80 Bed Short	089386	1
4	Bolt, M12 x 90-8.8 Hex Head Zinc	F81004-2	4
5	Washer, 13 Flat Zinc	F81056-1	8
6	Nut, M12-8 Hex Nylon Zinc Lock	F81034-2	4
7	SUPPORT, SIDE W/GUARD	099785-1	1
8	PLATE, LOG SIDE SUPPORT MOUNT	091591-1	1
9	PIN, SIDE SUPPORT ZINC-PLATED	091549-1	1
10	WASHER,13 FLAT ZINC	F81056-1	11
11	WASHER, SERRATED BN781 M12/13	F81056-16	1
12	BOLT, M12 X 35-8.8-FE/ZN5 HEX HEAD FULL THREAD	F81004-24	1
13	BOLT, M12 X 75-8.8 HEX HEAD ZINC	F81004-21	2
14	WASHER, 15 FLAT SPECIAL ZINC-PLATED	F81057-3	1
15	NUT, M12-8 HEX NYLON ZINC LOCK	F81034-2	3
16	WASHER, 8.4 FLAT ZINC	F81054-1	2
17	BOLT, M8 X 45 - 8.8 HEX HEAD FULL THREAD ZINC	F81002-14	1
18	NUT, M8-8-B HEX NYLON ZINC LOCK	F81032-2	1
19	FITTING, 3/16X3/16 STRAIGHT GREASE	P04107	2
20	SUPPORT, HIGH LES	100559-1	2
21	SUPPORT, LOW LES	550408-1	2

22	WASHER, 10.5 FLAT ZINC	F81055-1	16	
23	NUT, M10-8-B NYLON HEX ZINC LOCK	F81033-1	12	
24	BOLT, M10X120 8.8 FE/ZN5	F81003-33	8	
25	BOLT, M10x125-8.8 HEX HEAD ZINC	F81003-18	4	
26	WASHER, 17 FLAT ZINC	F81058-1	4	
27	BOLT, M16x160-8.8 HEX HEAD FULL THREAD ZINC	F81006-23	1	
28	NUT, M16-5.8 HEX ZINC	F81036-1	3	
29	PIN, SPECIAL	090675	2	
30	NUT, M12-8-B ZINC HEX	F81034-1	5	
31	BOLT, M12X130-8.8 HEX HEAD FULL THREAD ZINC	F81004-55	2	
32	BOLT, M12X100 8.8 HEX HEAD FULL THREAD ZINC	F81004-45	1	
33	FOOT, LES TABLE LEG	099281-1	2	
34	FOOT WIDE LES	500775-1	2	
35	NUT, M20-8 HEX ZINC	F81037-1	8	
36	WASHER, SERRATED BN783 M12/12.3/30.3	F81056-17	1	

8.3 Bed Extension

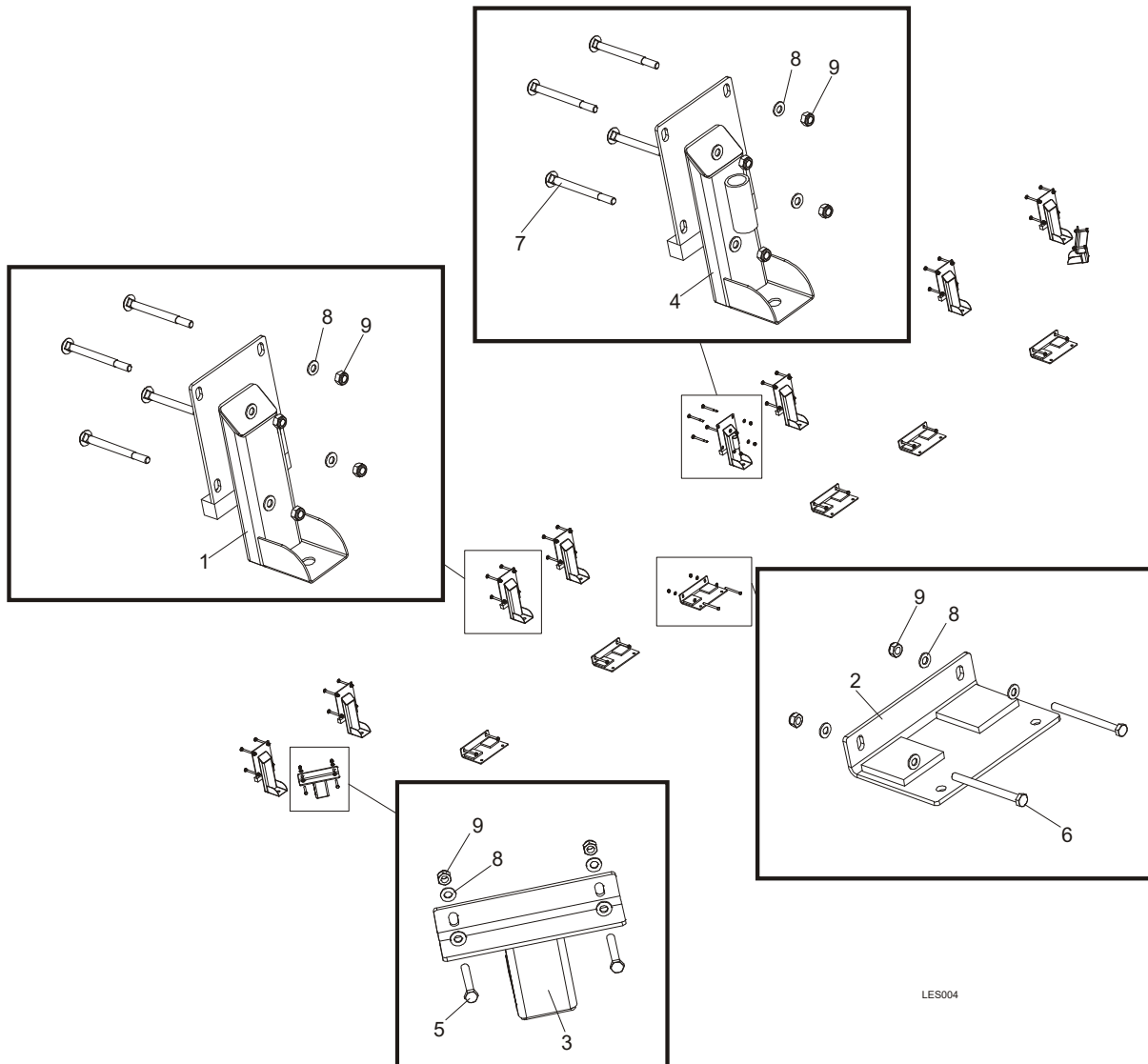


REF.	DESCRIPTION (◆ Indicates Parts Available In Assemblies Only)	PART #	QTY	
	BED EXTENSION, LES COMPLETE	099729	1	
1	Bed Extension, LES	099728-1	1	
2	Bolt, M16x160-8.8 Hex Head Zinc	F81006-23	1	
3	Washer, 17 Zinc Flat	F81058-1	4	
4	Nut, M16-5.8 Hex Zinc	F81036-1	3	

8 Bed Frame Assembly

Stationary Leg Kit

8.4 Stationary Leg Kit

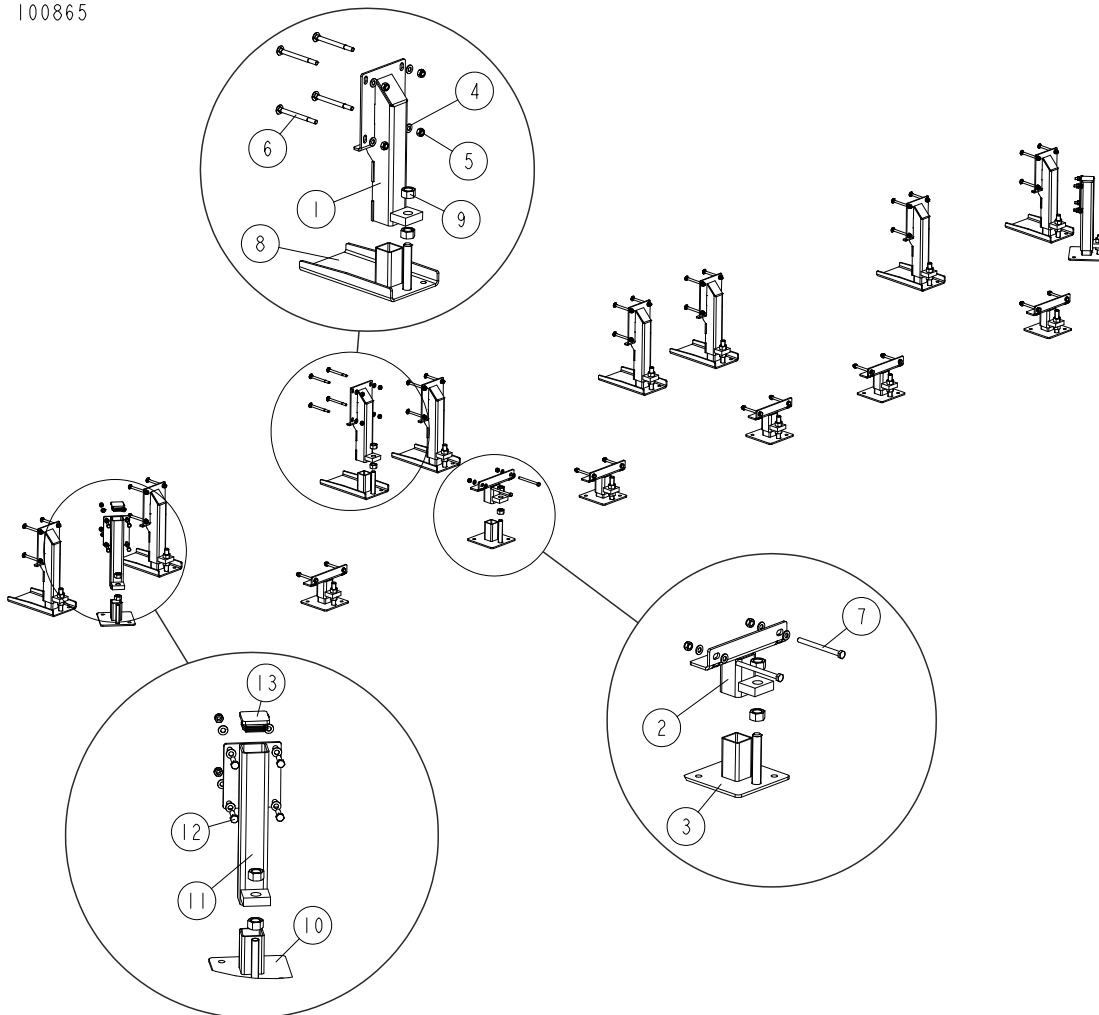


LES004

REF.	DESCRIPTION (◆ Indicates Parts Available In Assemblies Only)	PART #	QTY
	KIT, LES STATIONARY LEG (LT20B2)	500802	1
	KIT, LES STATIONARY LEG (LT20B3)	100864	1
1	Leg, LES High	100536-1	5/7
2	Leg, LES Low	100550-1	6
3	Leg, LES Side	100868-1	2
4	Leg, LES High w/Bushing	101186-1	1
5	Bolt, M10X75-8.8 Hex Head Zinc	F81003-15	4
6	Bolt, M10x125-8.8 Hex Head Zinc	F81003-18	8/12
7	Bolt, M10X120 8.8 Carriage Zinc	F81003-33	24/32
8	Washer, 10.5 Flat Zinc	F81055-1	52/64
9	Nut, M10-8-B Hex Nylon Zinc Lock	F81033-1	36/48

8.5 Outrigger Leg Kit

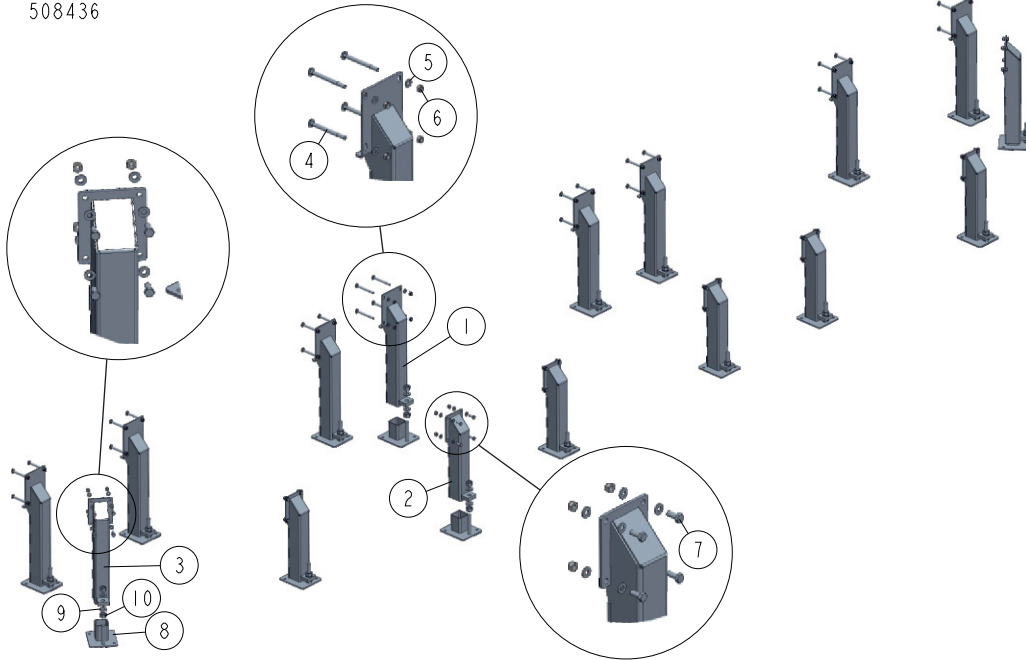
100865_001
 100865



REF	DESCRIPTION (u indicates parts available in assemblies only)	PART #	QTY
	KIT, LES OUTRIGGER LEG (LT20B2)	500803	1
	KIT, LES OUTRIGGER LEG (LT20B3)	100865	1
1	SUPPORT, HIGH	507455-1	6/8
2	SUPPORT, SHORT	550408-1	4/6
3	FOOT, LES TABLE LEG	099281-1	6
4	WASHER, 10.5 FLAT ZINC	F81055-1	48/72
5	NUT, M10-8-B NYLON HEX ZINC LOCK	F81033-1	40/52
6	BOLT, M10X120 8.8 CARRIAGE ZINC	F81003-33	24/32
7	BOLT, M10X125-8.8 HEX HEAD ZINC	F81003-18	8/12
8	FOOT, LES WIDE	500775-1	6/8
9	NUT, M20-8 HEX ZINC	F81037-1	24/32
10	FOOT ASSEMBLY, TABLE	099281	2
11	SUPPORT, SIDE	568554-1	2
12	BOLT, M10X35-8.8 HEX HEAD FULL THREAD ZIN	F81003-17	8
13	CAP, 60X60 3-4 #199211 TUBE	089710	2

8.6 Outrigger Leg Kit High - LES B3

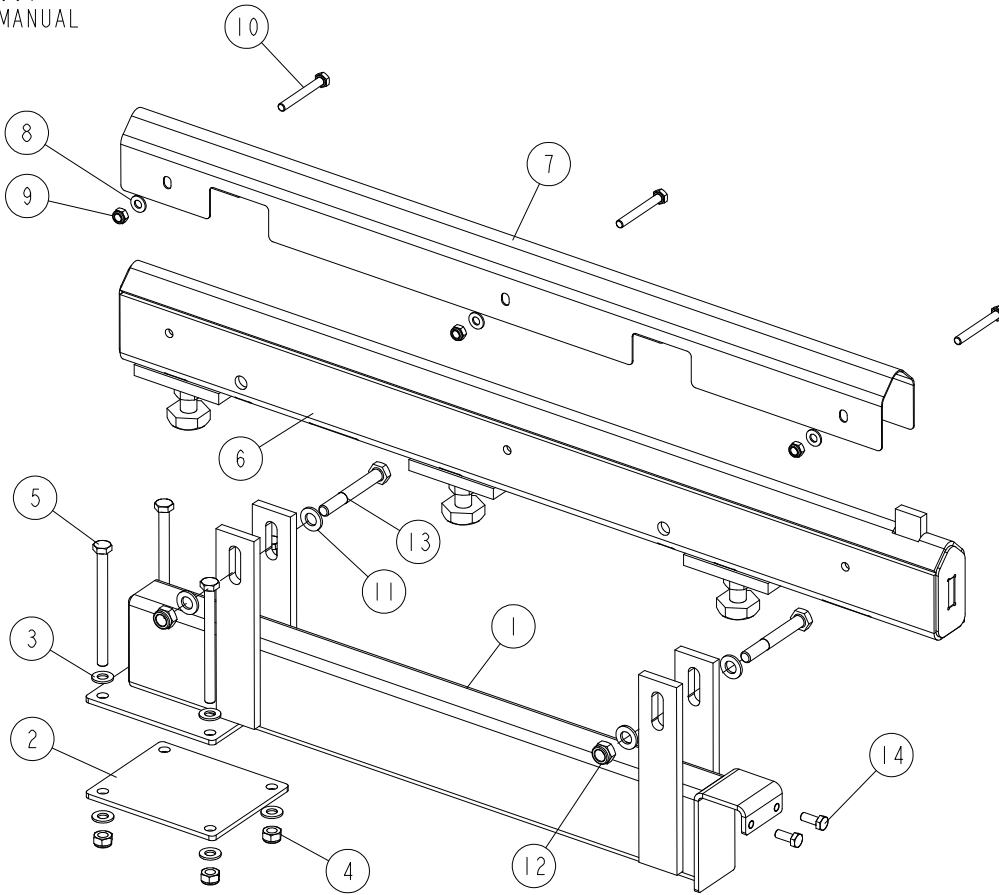
508436_001
 508436



REF	DESCRIPTION (u indicates parts available in assemblies only)	PART #	QTY
-	KIT, LES OUTRIGGER LEG HIGH- LES B3	508436	1
1	LEG, MAIN TUBE (HIGH)	507620-1	8
2	LEG, LES SIDE LT40B/RPA	508435-1	6
3	TUBE WELDMENT, ADJUSTABLE LEG	507715-1	2
4	BOLT, M10X120 8.8 CARRIAGE ZINC	F81003-33	32
5	WASHER, 10.5 FLAT ZINC	F81055-1	96
6	NUT, M10-8-B NYLON HEX ZINC LOCK	F81033-1	64
7	BOLT, M10X25-8.8 HEX HEAD FULL THREAD ZI	F81003-11	32
8	FOOT	586948-1	16
9	WASHER, 21 FLAT ZINC	F81059-2	32
10	NUT, M20-8 HEX ZINC	F81037-1	32

8.7 Additional Angled Bed Rail (Long)

545592_001
545592_MANUAL



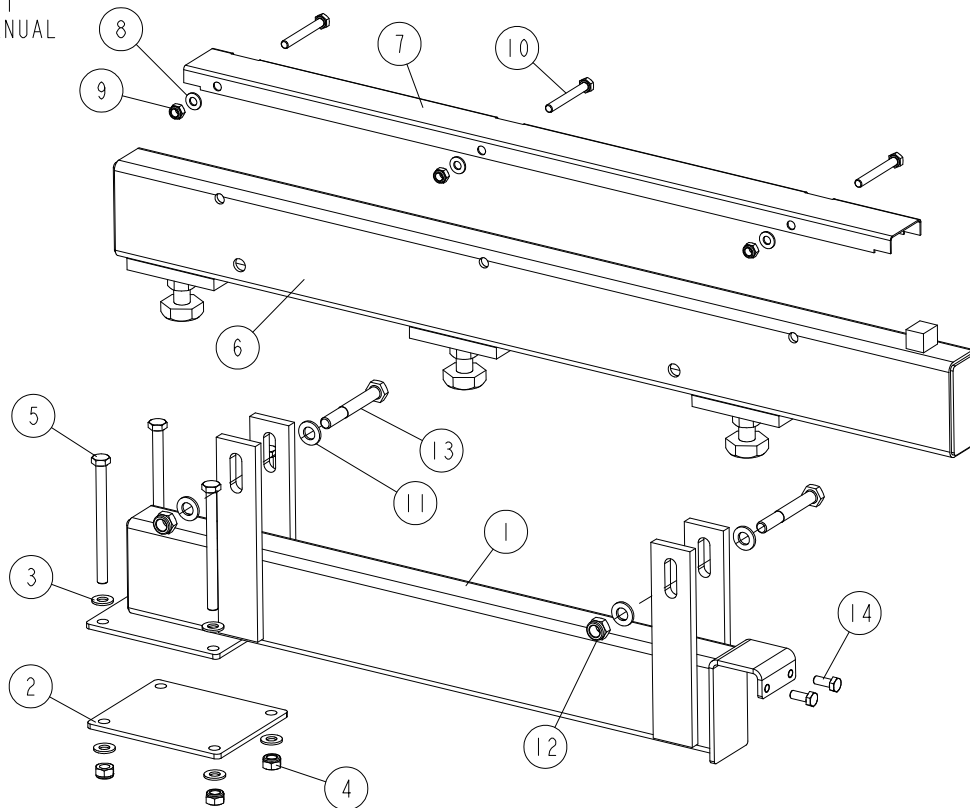
REF.	DESCRIPTION (◆ Indicates Parts Available In Assemblies Only)	PART #	QTY
-	ADDITIONAL ANGLED BED RAIL (LONG) - COMPLETE	545592	1
1	SUPPORT, ADDITIONAL BED RAIL	545591-1	1
2	PLATE, MOUNT	087055-1	1
3	WASHER, 10.5 FLAT ZINC	F81055-1	8
4	NUT, M10-8-B HEX NYLON ZINC LOCK	F81033-1	4
5	BOLT, M10X125 8.8 HEX HEAD ZINC	F81003-18	4
6	TUBE, ADDITIONAL BED RAIL	545589-1	1
7	COVER, ADDITIONAL BED RAIL	545594	1
8	WASHER, 8.4 FLAT ZINC	F81054-1	3
9	NUT, M8-8-B HEX NYLON ZINC LOCK	F81032-2	3
10	BOLT, M8X65 8.8 HEX HEAD FULL THREAD ZINC	F81002-9	3
11	WASHER, 13 FLAT ZINC	F81056-1	4
12	NUT, M12-8 DIN 982 HEX NYLON ZINC LOCK	F81034-2	2
13	BOLT, M12X90 8.8 HEX HEAD ZINC	F81004-2	2
14	BOLT, M8X20 8.8 HEX HEAD FULL THREAD ZINC	F81002-4	2

8 Bed Frame Assembly

Additional Flat Bed Rail (Long)

8.8 Additional Flat Bed Rail (Long)

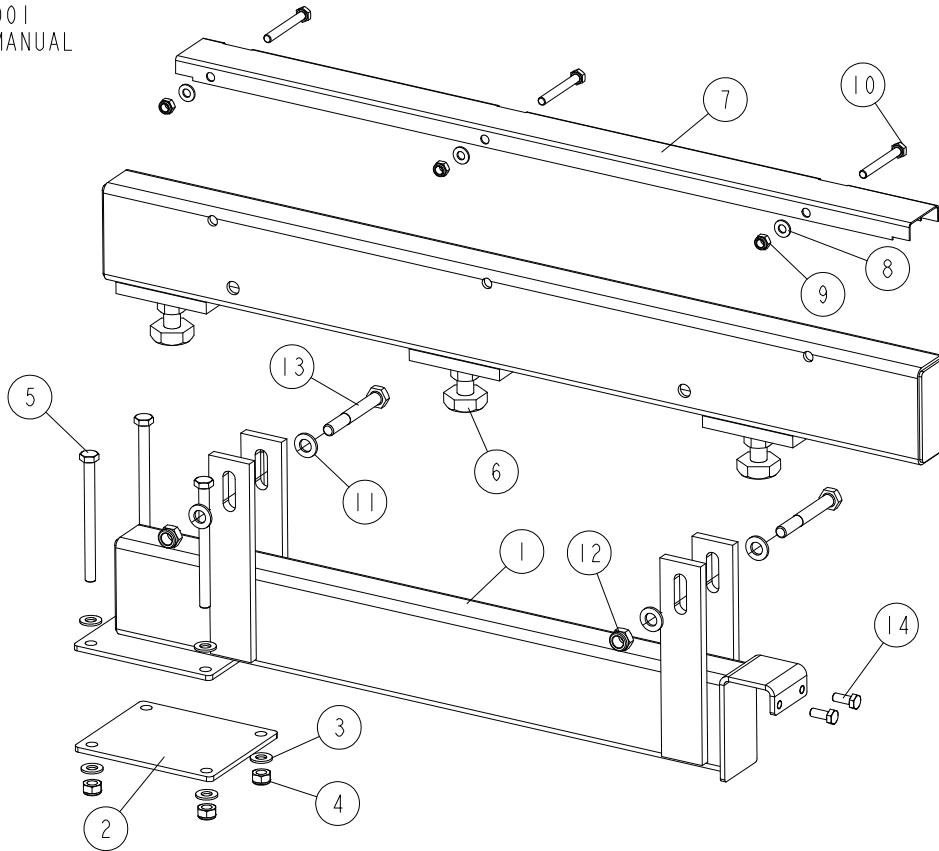
545597_001
545597_MANUAL



REF.	DESCRIPTION (◆ Indicates Parts Available In Assemblies Only)	PART #	QTY
-	ADDITIONAL FLAT BED RAIL (LONG) - COMPLETE	545597	1
1	SUPPORT, ADDITIONAL BED RAIL	545591-1	1
2	PLATE, MOUNT	087055-1	1
3	WASHER, 10.5 FLAT ZINC	F81055-1	8
4	NUT, M10-8-B HEX NYLON ZINC LOCK	F81033-1	4
5	BOLT, M10X125 8.8 HEX HEAD ZINC	F81003-18	4
6	TUBE, ADDITIONAL BED RAIL	545595-1	1
7	COVER, BED RAIL	099124	1
8	WASHER, 8.4 FLAT ZINC	F81054-1	3
9	NUT, M8-8-B HEX NYLON ZINC LOCK	F81032-2	3
10	BOLT, M8X65 8.8 HEX HEAD FULL THREAD ZINC	F81002-9	3
11	WASHER, 13 FLAT ZINC	F81056-1	4
12	NUT, M12-8 DIN 982 HEX NYLON ZINC LOCK	F81034-2	2
13	BOLT, M12X90 8.8 HEX HEAD ZINC	F81004-2	2
14	BOLT, M8X20 8.8 HEX HEAD FULL THREAD ZINC	F81002-4	2

8.9 Additional Flat Bed Rail (Short)

545645_001
545645_MANUAL



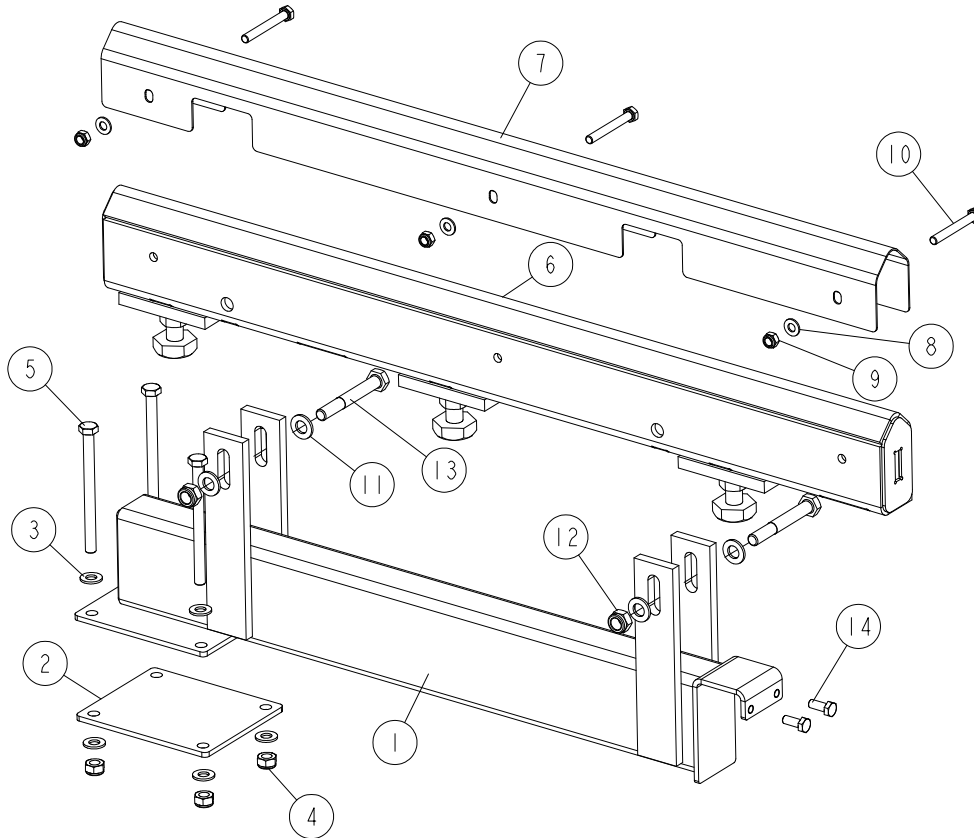
REF.	DESCRIPTION (◆ Indicates Parts Available In Assemblies Only)	PART #	QTY
-	ADDITIONAL FLAT BED RAIL (SHORT) - COMPLETE	545645	1
1	SUPPORT, ADDITIONAL BED RAIL	545591-1	1
2	PLATE, MOUNT	087055-1	1
3	WASHER, 10.5 FLAT ZINC	F81055-1	8
4	NUT, M10-8-B HEX NYLON ZINC LOCK	F81033-1	4
5	BOLT, M10X125 8.8 HEX HEAD ZINC	F81003-18	4
6	TUBE, ADDITIONAL BED RAIL	545643-1	1
7	COVER, BED RAIL	099124	1
8	WASHER, 8.4 FLAT ZINC	F81054-1	3
9	NUT, M8-8-B HEX NYLON ZINC LOCK	F81032-2	3
10	BOLT, M8X65 8.8 HEX HEAD FULL THREAD ZINC	F81002-9	3
11	WASHER, 13 FLAT ZINC	F81056-1	4
12	NUT, M12-8 DIN 982 HEX NYLON ZINC LOCK	F81034-2	2
13	BOLT, M12X90 8.8 HEX HEAD ZINC	F81004-2	2
14	BOLT, M8X20 8.8 HEX HEAD FULL THREAD ZINC	F81002-4	2

8 Bed Frame Assembly

Additional Angled Bed Rail (Short)

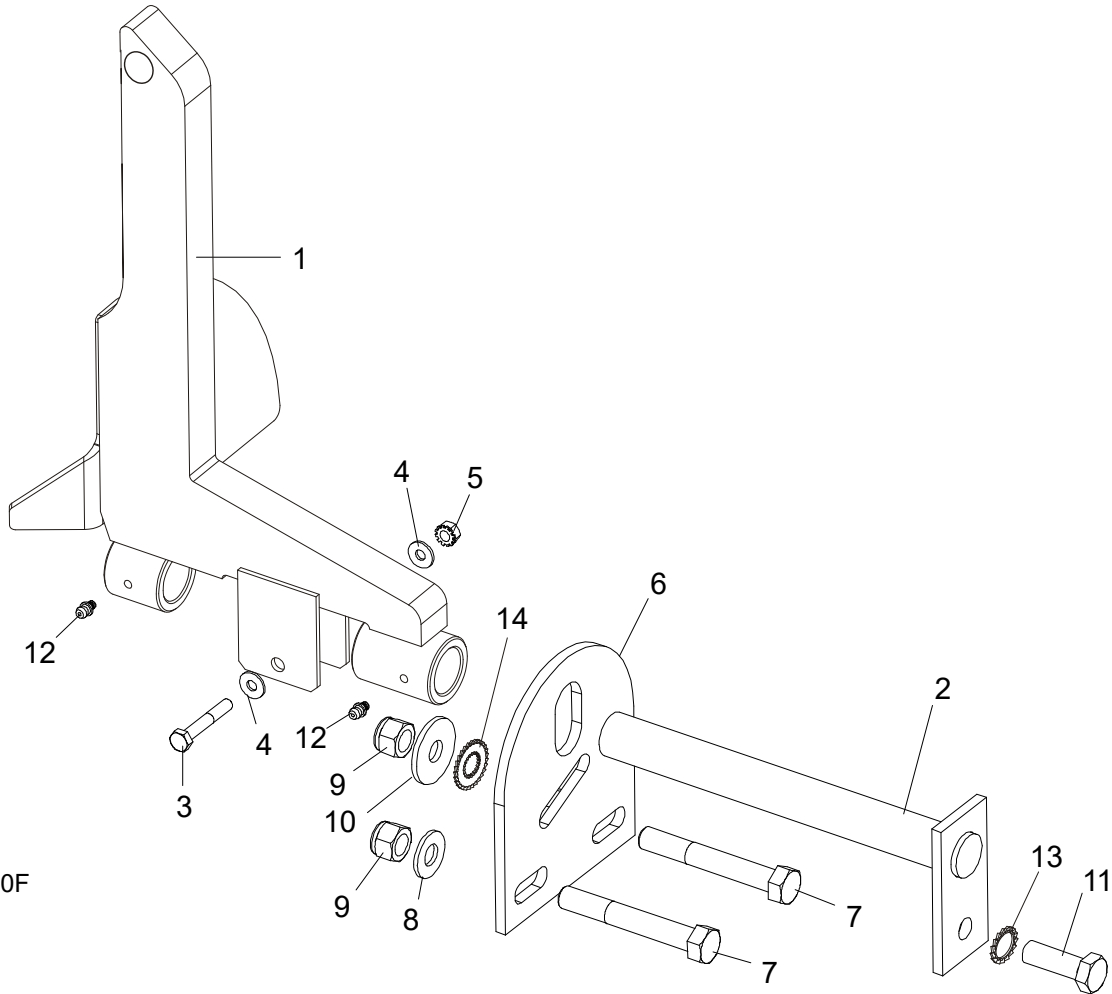
8.10 Additional Angled Bed Rail (Short)

545632_001
545632_MANUAL



REF.	DESCRIPTION (◆ Indicates Parts Available In Assemblies Only)	PART #	QTY
-	ADDITIONAL ANGLED BED RAIL (SHORT) - COMPLETE	545632	1
1	SUPPORT, ADDITIONAL BED RAIL	545591-1	1
2	PLATE, MOUNT	087055-1	1
3	WASHER, 10.5 FLAT ZINC	F81055-1	8
4	NUT, M10-8-B HEX NYLON ZINC LOCK	F81033-1	4
5	BOLT, M10X125 8.8 HEX HEAD ZINC	F81003-18	4
6	TUBE, ADDITIONAL BED RAIL	545630-1	1
7	COVER, ADDITIONAL BED RAIL	545594	1
8	WASHER, 8.4 FLAT ZINC	F81054-1	3
9	NUT, M8-8-B HEX NYLON ZINC LOCK	F81032-2	3
10	BOLT, M8X65 8.8 HEX HEAD FULL THREAD ZINC	F81002-9	3
11	WASHER, 13 FLAT ZINC	F81056-1	4
12	NUT, M12-8 DIN 982 HEX NYLON ZINC LOCK	F81034-2	2
13	BOLT, M12X90 8.8 HEX HEAD ZINC	F81004-2	2
14	BOLT, M8X20 8.8 HEX HEAD FULL THREAD ZINC	F81002-4	2

8.11 Log Side Support Assembly



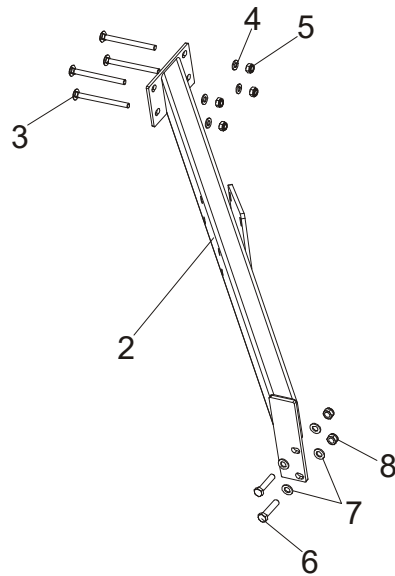
Sm0190F

REF.	DESCRIPTION (◆ Indicates Parts Available In Assemblies Only)	PART #	QTY
	SUPPORT KIT, MANUAL LOG SIDE	092686	1
	LOG SIDE SUPPORT - LT20B	500960	3
1	SUPPORT, LOG SIDE W/GUARD	099785-1	1
2	PIN, LOG SIDE SUPPORT PIVOT	091549-1	1
3	BOLT, M8X45-8.8 HEX HEAD FULL THREAD ZINC	F81002-14	1
4	WASHER, 8.4 FLAT	F81054-1	2
5	NUT, M8-8-B SELF-LOCKING	F81032-2	1
6	PLATE, LOG SIDE SUPPORT END	091591-1	1
7	BOLT, M12 X 75-8.8 HEX HEAD	F81004-21	2
8	WASHER, 13 FLAT	F81056-1	2
9	NUT, M12-8 HEX NYLON LOCK	F81034-2	3
10	WASHER, 15 FLAT SPECIAL ZINC-PLATED	F81057-3	1
11	BOLT, M12 X 35-8.8 HEX HEAD	F81004-24	1
12	FITTING, 3/16" GREASE	P04107	2
13	WASHER, SPECIAL BOSART/2S, BN781 M12/13	F81056-16	1
14	WASHER, SPECIAL BOSART/2S M12/12.3/30.3	F81056-17	1

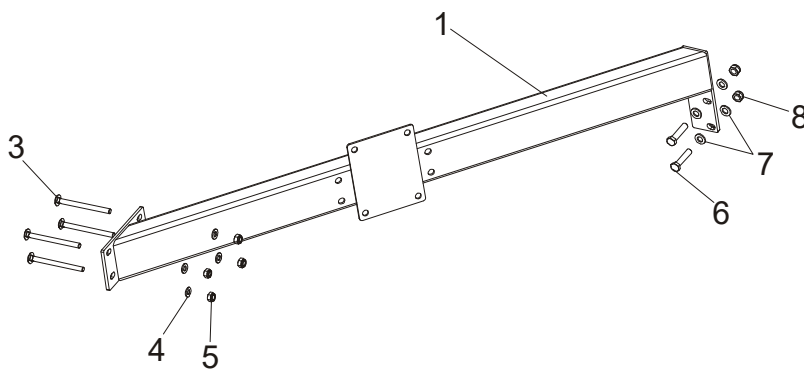
8 Bed Frame Assembly

Front & Rear Tubes

8.12 Front & Rear Tubes

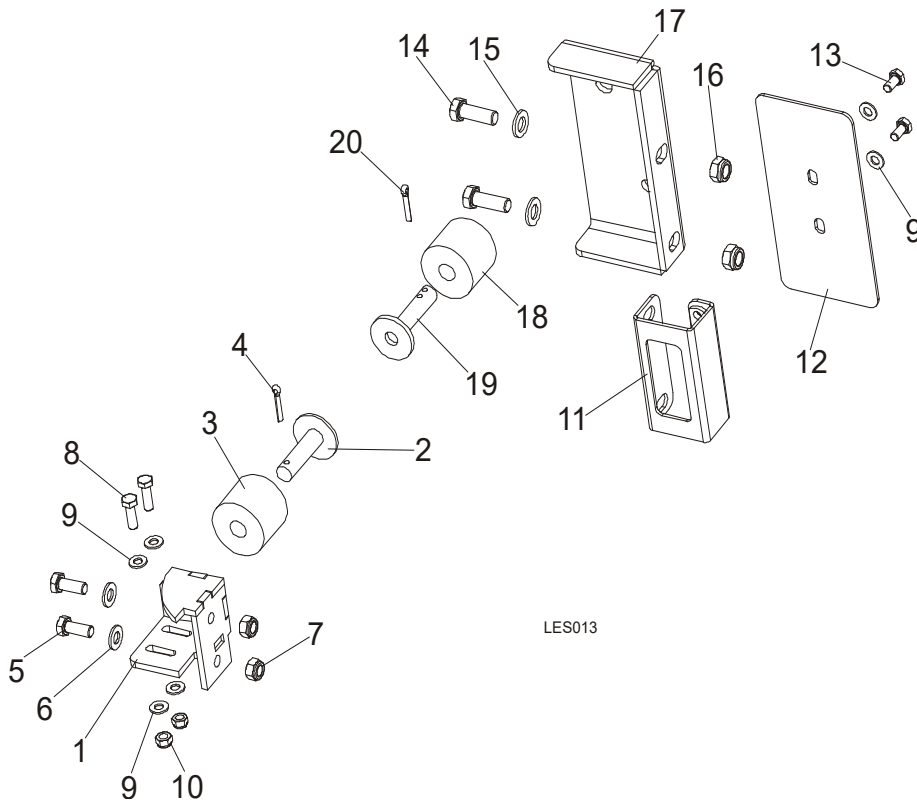


LES012a

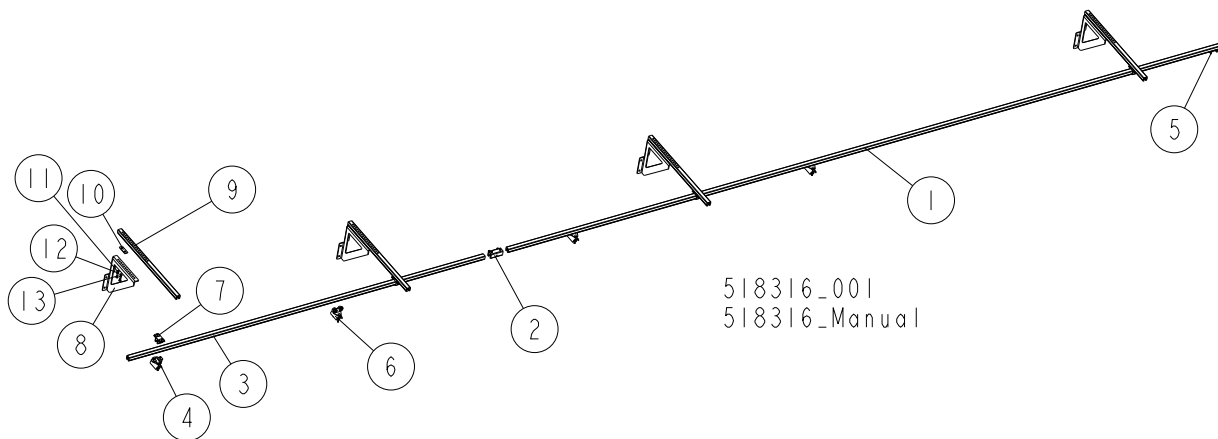


REF.	DESCRIPTION (◆ Indicates Parts Available In Assemblies Only)	PART #	QTY
1	TUBE, LES BED FRONT	100551-1	1
2	TUBE, LES BED REAR	100545-1	1
3	BOLT, M10X125 CARRIAGE	F81003-34	8
4	WASHER, 10.5 ZINC FLAT	F81055-1	8
5	NUT, M10-8-B HEX NYLON ZINC LOCK	F81033-1	8
6	BOLT, M12X55-8.8 HEX HEAD ZINC	F81004-12	4
7	WASHER, 13 FLAT ZINC	F81056-1	8
8	NUT, M12-8 HEX NYLON ZINC LOCK	F81034-2	4

8.13 Bumpers

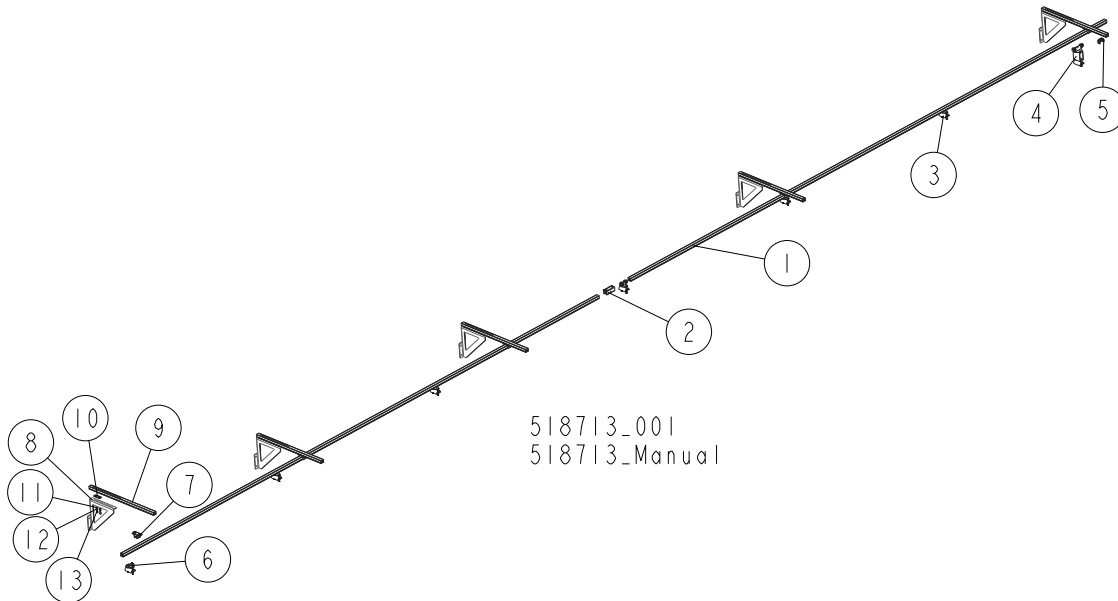


REF.	DESCRIPTION (◆ Indicates Parts Available In Assemblies Only)	PART #	QTY
1	MOUNT WELDMENT, FRONT CARRIAGE STOP	089712-1	1
2	MOUNT WELDMENT, CARRIAGE STOP	086182-1	1
3	BUSHING, 11/16x2 1/8x1 3/4 RUBBER	P12165	1
4	PIN, 3/16 X 1 COTTER	F05012-21	1
5	BOLT, M10x25-8.8 HEX HEAD FULL THREAD ZINC	F81003-11	2
6	WASHER, 10.5 ZINC FLAT	F81055-1	2
7	NUT, M10-8-B HEX NYLON ZINC LOCK	F81033-1	2
8	BOLT, M8x25-8.8-B HEX HEAD FULL THREAD ZINC	F81002-5	2
9	WASHER, 8.4 FLAT ZINC	F81054-1	2
10	NUT, M8-8-B HEX NYLON ZINC LOCK	F81032-2	2
11	BRACKET WELDMENT, REAR MAIN TUBE COVER	087105-1	1
12	COVER, MAIN TUBE REAR	015023	1
13	BOLT, M8x16-8.8-B HEX HEAD FULL THREAD ZINC	F81002-20	2
14	BOLT, M12 X 35-8.8-FE/ZN5 HEX HEAD FULL THREAD	F81004-24	2
15	WASHER, 13 FLAT ZINC	F81056-1	2
16	NUT, M12-8 HEX NYLON ZINC LOCK	F81034-2	2
	BUMPER, REAR COMPLETE	091828	1
17	BRACKET, BUMPER REAR	091829-1	1
18	BUSHING, 11/16X2 1/8X1 3/4 RUBBER	P12165	1
19	STOP, (PTD) CARRIAGE	086182-1	1
20	PIN, 3/16 X 1 COTTER	F05012-21	1

8.14 Remote Equipment for Installation on a Wall (Cutting Length of 6.5 m)

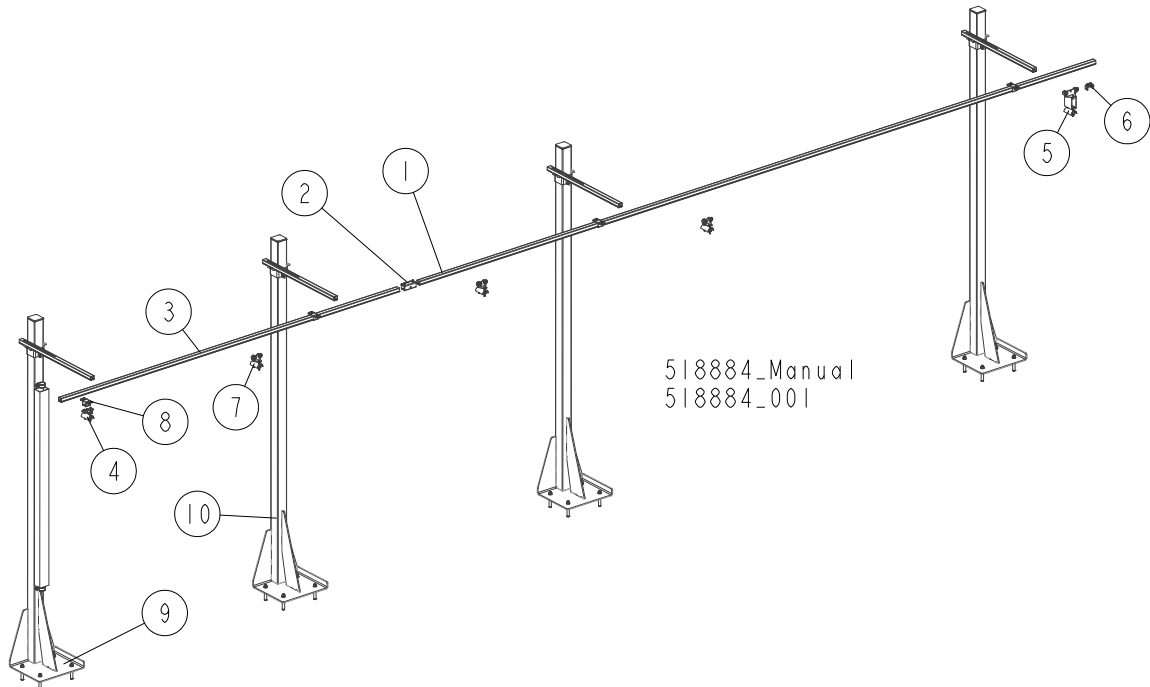
REF.	DESCRIPTION (◆ Indicates Parts Available In Assemblies Only)	PART #	QTY
	REMOTE EQUIPMENT (CUTTING LENGTH OF 6.5 M)	518316	1
	RAIL, COMPLETE GUIDE (CUTTING LENGTH OF 6.5M)	518315	1
1	RAIL, 6 M C-PROFILE	518332	1
2	COUPLER, TRACK	518705	1
3	RAIL, 3 M C-PROFILE	518313	1
4	CLAMP, FLAT CABLE - END	518701	1
5	STOP, END	518700	1
6	TROLLEY, CABLE MOVING	518333	3
7	BRACKET, BOLT-ON	518702	4
	RAIL BRACKET KIT FOR WALL MOUNTING	518724	4
8	BRACKET, GUIDE RAIL (FOR WALL MOUNTING)	518728-1	1
9	ARM, RAIL BRACKET	518709	1
10	PLATE, ARM CLAMPING	518885-1	1
11	WASHER, 8.4 FLAT ZINC	F81054-1	2
12	WASHER, 8.2 SPLIT LOCK ZINC	F81054-4	2
13	BOLT, M8x16-8.8-B HEX HEAD FULL THREAD ZINC	F81002-20	2

8.15 Remote Equipment for Installation on a Wall (Cutting Length of 6.5-10 m)



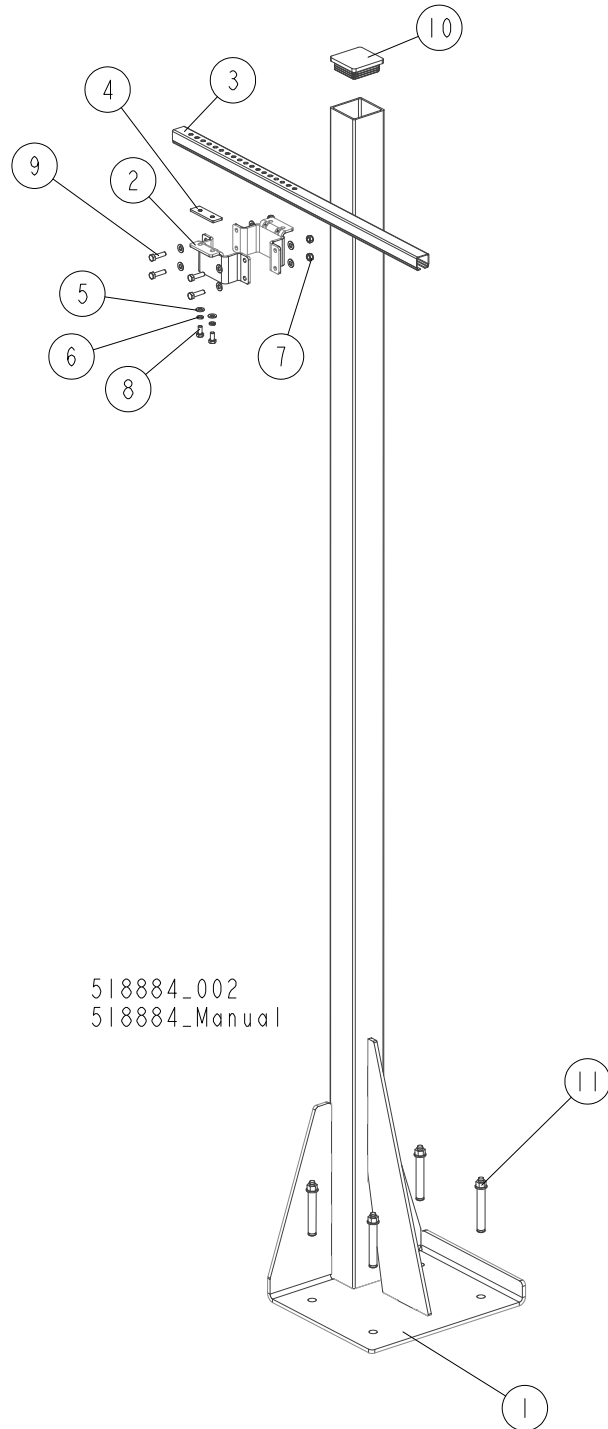
REF.	DESCRIPTION (◆ Indicates Parts Available In Assemblies Only)	PART #	QTY
	REMOTE EQUIPMENT (CUTTING LENGTH OF 6.5-10 M)	518713	1
	RAIL, COMPLETE GUIDE (CUTTING LENGTH OF 6.5-10 M)	518704	1
1	RAIL, 6 M C-PROFILE	518332	2
2	COUPLER, TRACK	518705	1
3	TROLLEY, CABLE MOVING	518333	5
4	TROLLEY, TOWING	518334	1
5	STOP, END	518700	1
6	CLAMP, FLAT CABLE - END	518701	1
7	BRACKET, BOLT-ON	518702	5
8	RAIL BRACKET KIT FOR WALL MOUNTING	518724	5
9	BRACKET, GUIDE RAIL (FOR WALL MOUNTING)	518728-1	1
10	ARM, RAIL BRACKET	518709	1
11	PLATE, ARM CLAMPING	518885-1	1
12	WASHER, 8.4 FLAT ZINC	F81054-1	2
13	WASHER, 8.2 SPLIT LOCK ZINC	F81054-4	2

8.16 4-Post Remote Set



REF.	DESCRIPTION (◆ Indicates Parts Available In Assemblies Only)	PART #	QTY
	REMOTE SET, 4-POST	518884	1
	RAIL, COMPLETE GUIDE (CUTTING LENGTH OF 6.5M)	518315	1
1	RAIL, 6 M C-PROFILE	518332	1
2	COUPLER, TRACK	518705	1
3	RAIL, 3 M C-PROFILE	518313	1
4	CLAMP, FLAT CABLE - END	518701	1
5	TROLLEY, TOWING	518334	1
6	STOP, END	518700	1
7	TROLLEY, CABLE MOVING	518333	3
8	BRACKET, BOLT-ON	518702	4
9	POST, GUIDE RAIL SUPPORT - COMPLETE See Section 8.18	520669	1
10	POST, GUIDE RAIL SUPPORT - COMPLETE See Section 8.17	518736	4

8.17 Guide Rail Support Post



REF.	DESCRIPTION (◆ Indicates Parts Available In Assemblies Only)	PART #	QTY
	POST, GUIDE RAIL SUPPORT - COMPLETE	518736	1
1	POST, GUIDE RAIL SUPPORT	518707-1	1
2	BRACKET, 80X80 TUBE WRAP	518725-1	2
3	ARM, RAIL BRACKET	518709	1
4	PLATE, ARM CLAMPING	518885-1	1
5	WASHER, 8.4 FLAT ZINC	F81054-1	10
6	WASHER, 8.2 SPLIT LOCK ZINC	F81054-4	2

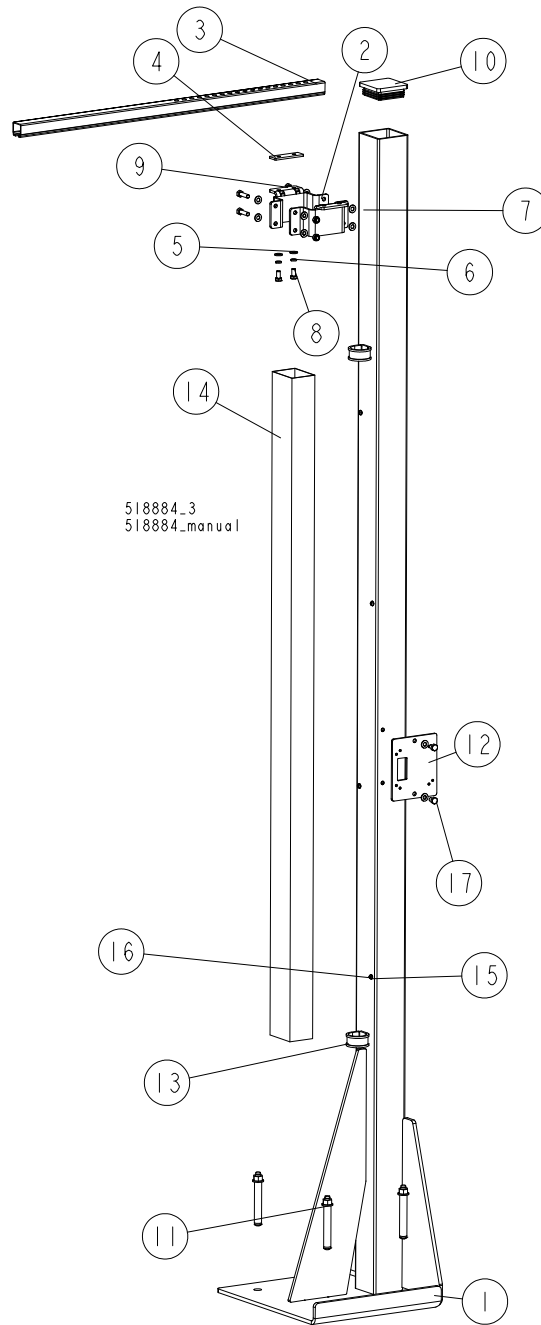


Bed Frame Assembly

Guide Rail Support Post

REF.	DESCRIPTION (◆ Indicates Parts Available In Assemblies Only)	PART #	QTY
7	NUT, M8 8 HEX NYLON ZINC LOCK	F81032-2	4
8	BOLT, M8X16-8.8-B HEX HEAD FULL THREAD ZINC	F81002-20	2
9	BOLT, M8X30-5.8-B HEX HEAD FULL THREAD ZINC	F81002-2	4
10	CAP, 80X80 2-4 #111227 TUBE END	089644	1
11	PIN, LT 16X120	501877	4

8.18 Guide Rail Support Post



518884_3
 518884_manual

REF.	DESCRIPTION (◆ Indicates Parts Available In Assemblies Only)	PART #	QTY
	POST, GUIDE RAIL SUPPORT - COMPLETE	520669	1
1	POST WELDMENT W/HOLES	520667-1	1
2	BRACKET, 80X80 TUBE WRAP	518725-1	2
3	ARM, RAIL BRACKET	518709	1
4	PLATE, ARM CLAMP	518885-1	1
5	WASHER, 8.4 FLAT ZINC	F81054-1	14
6	WASHER, 8.2 SPLIT LOCK ZINC	F81054-4	2
7	NUT, M8 8 HEX NYLON ZINC LOCK	F81032-2	4
8	BOLT, M8X16-8.8-B HEX HEAD FULL THREAD ZINC	F81002-20	4

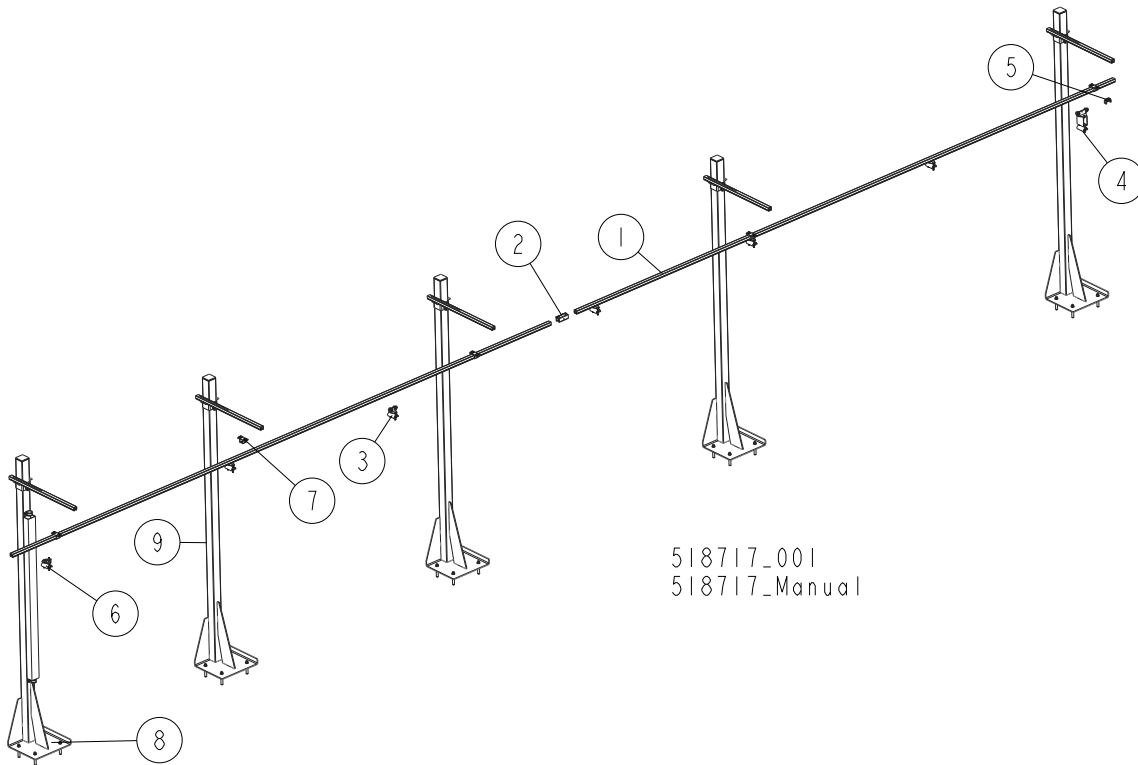


Bed Frame Assembly

Guide Rail Support Post

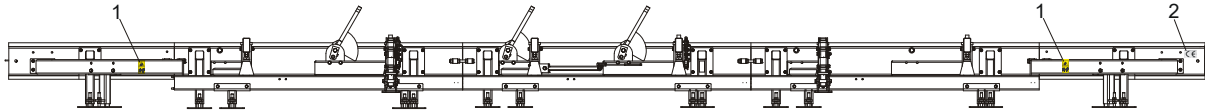
REF.	DESCRIPTION (◆ Indicates Parts Available In Assemblies Only)	PART #	QTY
9	BOLT, M8X30-5.8-B HEX HEAD FULL THREAD ZINC	F81002-2	4
10	CAP, 80X80 GR 2-4 #111227 TUBE END	089644	1
11	PIN, LT16X120	501877	4
12	PLATE, SOCKET MOUNT	517664-1	1
13	CLAMP, RSGU 1.42/20 W1 METAL & RUBBER	F81087-3	2
14	DUCT, CABLE	520670	1
15	WASHER, 5.3 FLAT ZINC	F81052-1	4
16	SCREW, M5X10-8.8 CROSS RECESSED PAN HEAD ZINC	F81000-13	4
17	BOLT, M8X12-8.8 HEX HEAD FULL THREAD ZINC	F81002-6	2

8.19 5-Post Remote Set



REF.	DESCRIPTION (◆ Indicates Parts Available In Assemblies Only)	PART #	QTY
	REMOTE SET, 5-POST	518717	1
	RAIL, COMPLETE GUIDE (CUTTING LENGTH OF 6.5-10 M)	518704	1
1	RAIL, 6 M C-PROFILE	518332	2
2	COUPLER, TRACK	518705	1
3	TROLLEY, CABLE MOVING	518333	5
4	TROLLEY, TOWING	518334	1
5	STOP, END	518700	1
6	CLAMP, FLAT CABLE - END	518701	1
7	BRACKET, BOLT-ON	518702	5
8	POST, GUIDE RAIL SUPPORT - COMPLETE See Section 8.18	520669	1
9	POST, GUIDE RAIL SUPPORT - COMPLETE See Section 8.17	518736	5

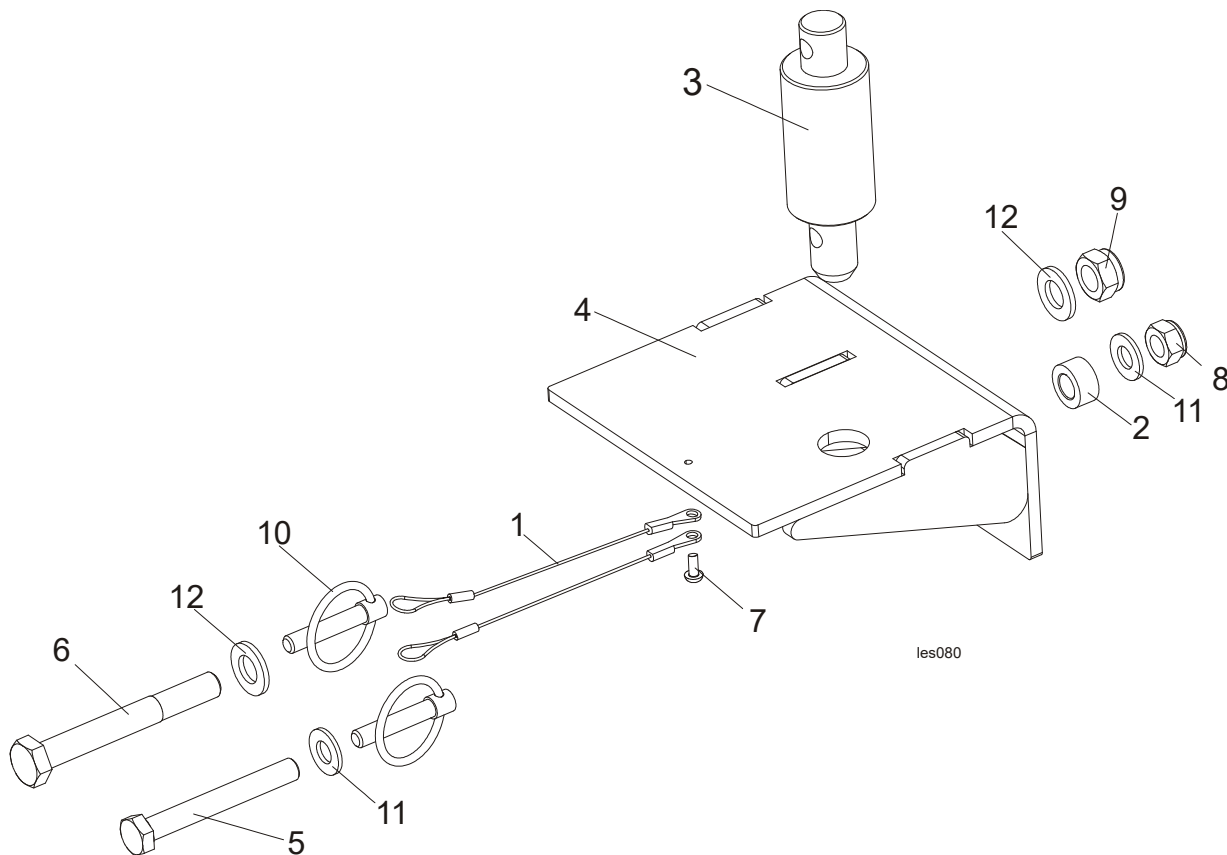
8.20 Bed Frame Decals



LES014

REF.	DESCRIPTION (◆ Indicates Parts Available In Assemblies Only)	PART #	QTY
	PICTOGRAPHIC DECAL KIT, LES	101215	1
	PICTOGRAPHIC DECAL KIT, LT20AC See Section 4.5	099509	1
1	DECAL, KEEP AWAY DANGER, PICTOGRAM	099221	2
2	DECAL, CE CERTIFIED SAWMILL (SMALL)	P85070	1

8.21 Saw Head Transportation Holder, LT70B



REF.	DESCRIPTION (◆ Indicates Parts Available In Assemblies Only)	PART #	QTY
	HOLDER, SAW HEAD TRANSPORTATION LT70B-COMPLETE	509277	1
1	LANYARD, 3/64x6	016030	2
2	BUSHING, SPACER ZINC-PLATED	090936-1	1

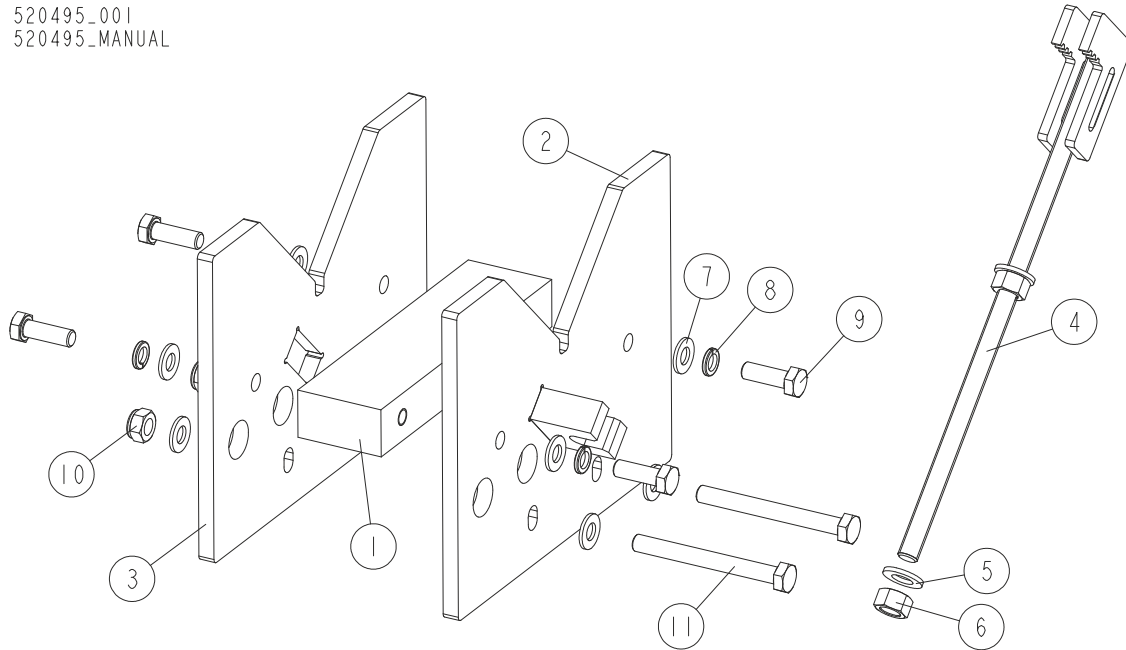
3	PIN, SAW HEAD REST LT20	097935-1	1	
4	HOLDER, TRANSPORTATION LT70B WLDMT/PTD	509278-1	1	
5	BOLT, HEX HEAD M10x80-8.8-ZINC	F81003-50	1	
6	BOLT, M12X95 8.8 HEX HEAD ZINC	F81004-29	1	
7	SCREW, M4X12-5.8-B-CROSS RECESSED PAN HEAD ZINC	F81011-43	1	
8	NUT, M10 HEX NYLON ZINC LOCK	F81033-1	1	
9	NUT, M12 8 HEX NYLON ZINC LOCK	F81034-2	1	
10	PIN, 8 BN914 (Bossard 1364650) LOCK	F81046-2	2	
11	WASHER, 10.5 FLAT ZINC	F81055-1	2	
12	WASHER, 13 FLAT ZINC	F81056-1	2	

8 Bed Frame Assembly

Octagonal Profile Sawing Tool (Option)

8.22 Octagonal Profile Sawing Tool (Option)

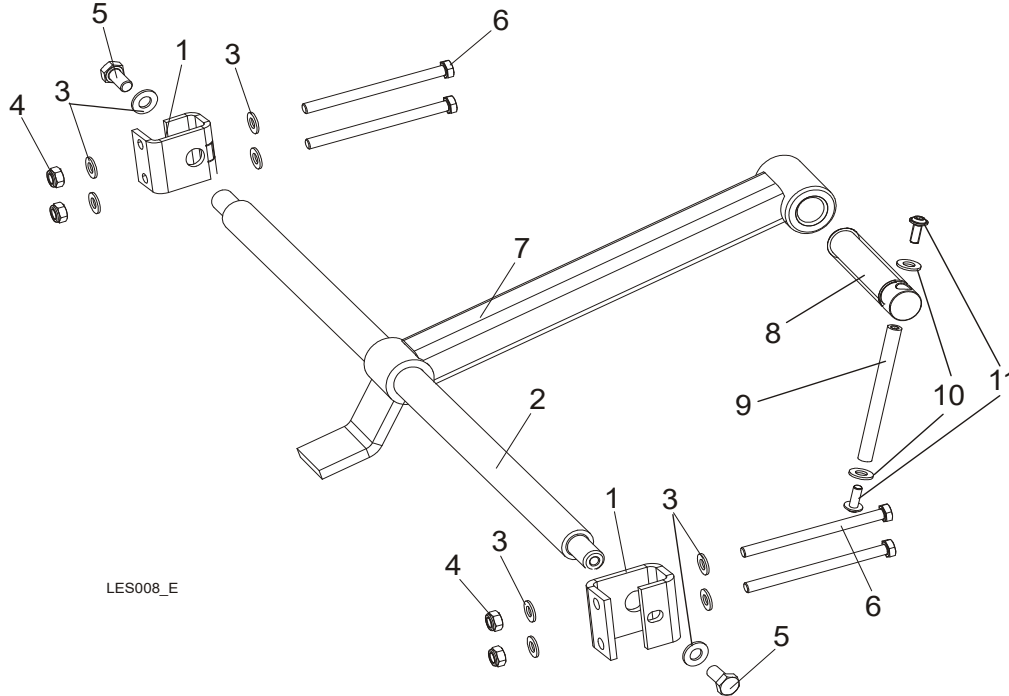
520495_001
520495_MANUAL



REF.	DESCRIPTION (◆ Indicates Parts Available In Assemblies Only)	PART #	QTY
-	TOOL, OCTAGONAL PROFILE SAWING	520495	1
1	BAR, INSIDE	520490-1	1
2	PLATE, FRONT	520492-1	1
3	PLATE, MAIN	520489-1	1
4	ARM, CLAMP	520496-1	1
5	WASHER, 13 FLAT ZINC	F81056-1	2
6	NUT, M12-8-B HEX ZINC	F81034-1	2
7	WASHER, 10.5 FLAT ZINC	F81055-1	8
8	WASHER, Z 10.2 SPLIT LOCK ZINC	F81055-2	4
9	BOLT, M10X30 5.8 HEX HEAD FULL THREAD ZINC	F81003-2	4
10	NUT, M10-8-B HEX NYLON ZINC LOCK	F81033-1	2
11	BOLT, M10X95-8.8-B HEX HEAD ZINC	F81003-71	2

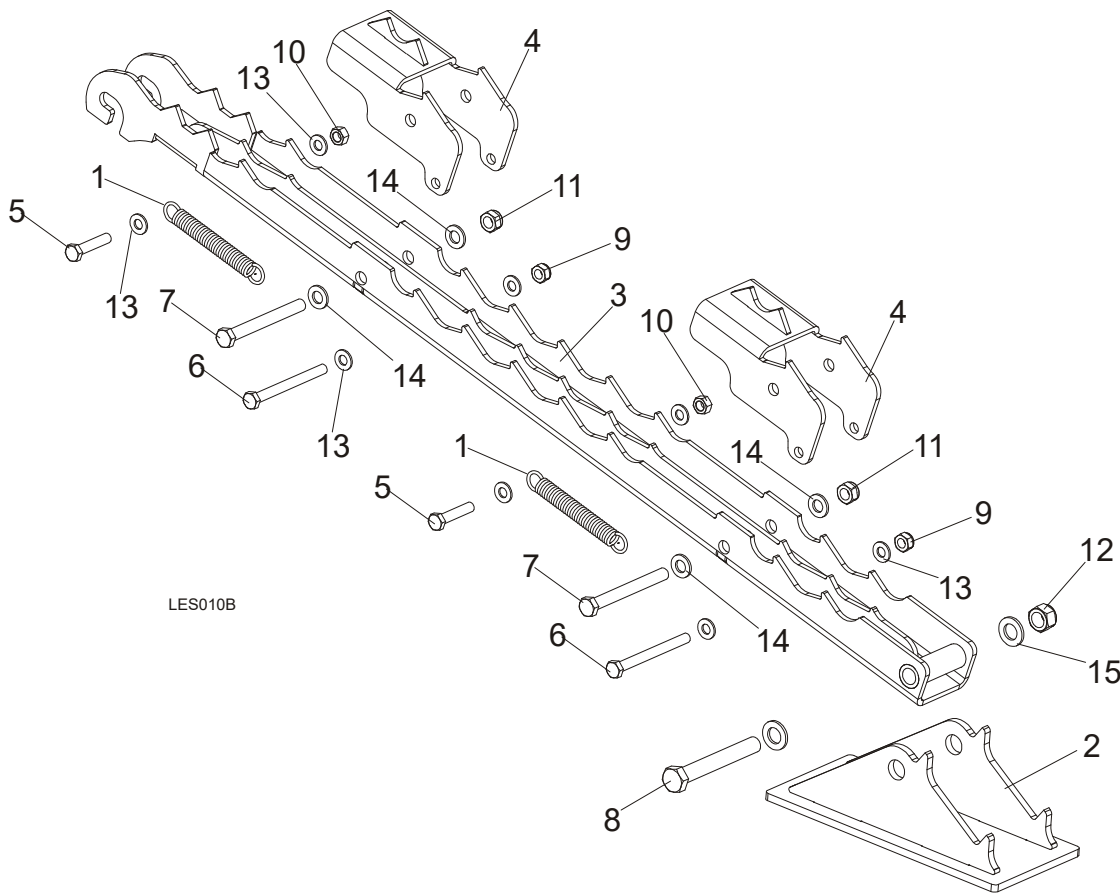
SECTION 9 LOG CLAMP, LOADING RAMP & TOE BOARD

9.1 Log Clamp, LES



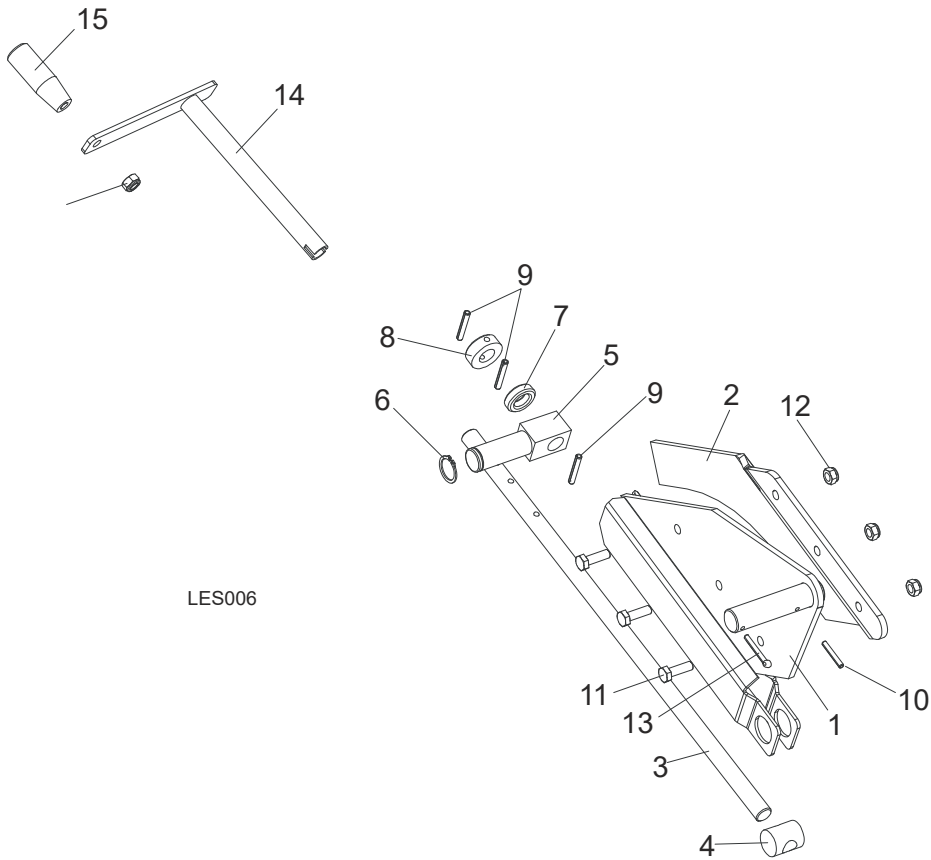
REF.	DESCRIPTION (◆ Indicates Parts Available In Assemblies Only)	PART #	QTY
	CLAMP-LES	510230	1
1	BRACKET, LOG CLAMP MOUNT ZINC-PL.	500338-1	2
2	ROD, MAIN CLAMP	100643	1
3	WASHER, 10.5 FLAT ZINC	F81055-1	10
4	NUT, M10-8-B HEX NYLON ZINC LOCK	F81033-1	4
5	BOLT, M10X20-5.8 HEX HEAD FULL THREAD ZINC	F81003-1	2
6	BOLT, M10 X 80-8.8 HEX HEAD ZINC	F81003-50	4
7	ARM, LOG CLAMP	521465-1	1
	CLAMP BOLT - COMPLETE	507563	1
8	CLAMP BOLT	507463	1
	ROD - COMPLETE	511924	1
9	ROD - ZINC-PLATED	511923-1	1
10	WASHER, 8.4 FLAT ZINC	F81054-1	2
11	BOLT, M6x16 BN 11252 "BOSSARD"	F81001-24	2

9.2 Loading Ramp



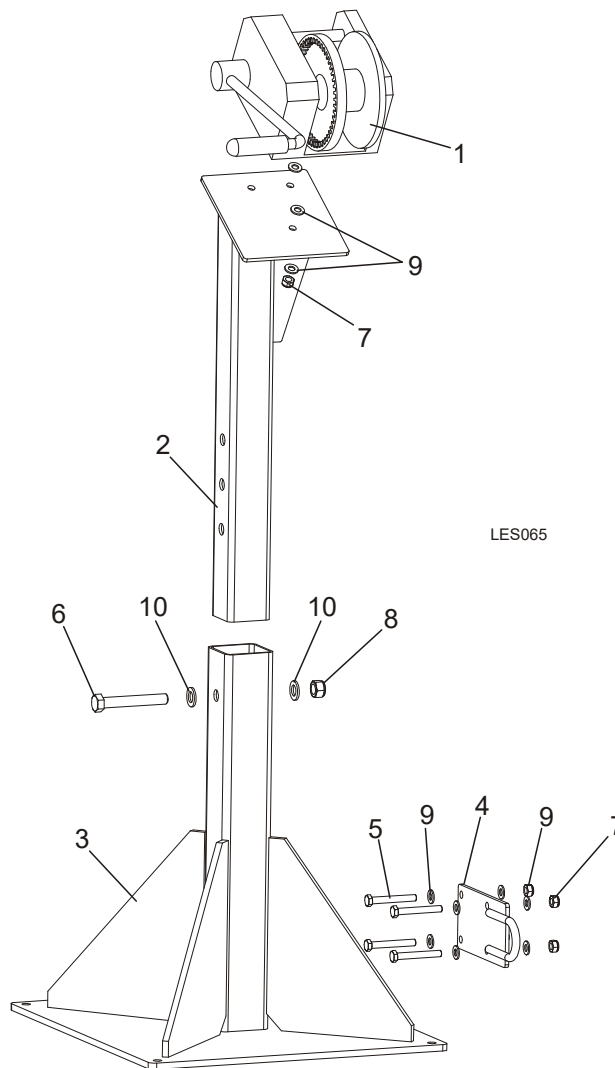
REF.	DESCRIPTION (◆ Indicates Parts Available In Assemblies Only)	PART #	QTY
	LOADING RAMP, LES	500795	1
1	Spring, $\phi 1.9 \times \phi 14.2 \times 104$	091865	2
2	Foot, LES Loading Ramp	500788-1	1
3	Loading Ramp, LES	500790-1	1
4	Plate, LES Log w/Teeth	500799-1	2
5	Bolt, M10X50-8.8 Hex Head Full Thread Zinc	F81003-4	2
6	Bolt, M10x110 8.8 Hex Head Zinc	F81003-43	2
7	Bolt, M12X115-8.8 Hex Head Zinc	F81004-33	2
8	Bolt, ISO 24014 M16 X 120 8.8 A2E	F81006-25	1
9	Nut, M10-8-B Hex Nylon Zinc Lock	F81033-1	2
10	Nut, M10-8-B Hex Zinc	F81033-3	2
11	Nut, M12-8 Hex Nylon Zinc Lock	F81034-2	2
12	Nut, M16-8 Hex Nylon Zinc Lock	F81036-2	1
13	Washer, 10.5 Zinc Flat	F81055-1	8
14	Washer, 13 Flat Zinc	F81056-1	4
15	Washer, 17 Flat Zinc	F81058-1	2

9.3 Manual Toe Board



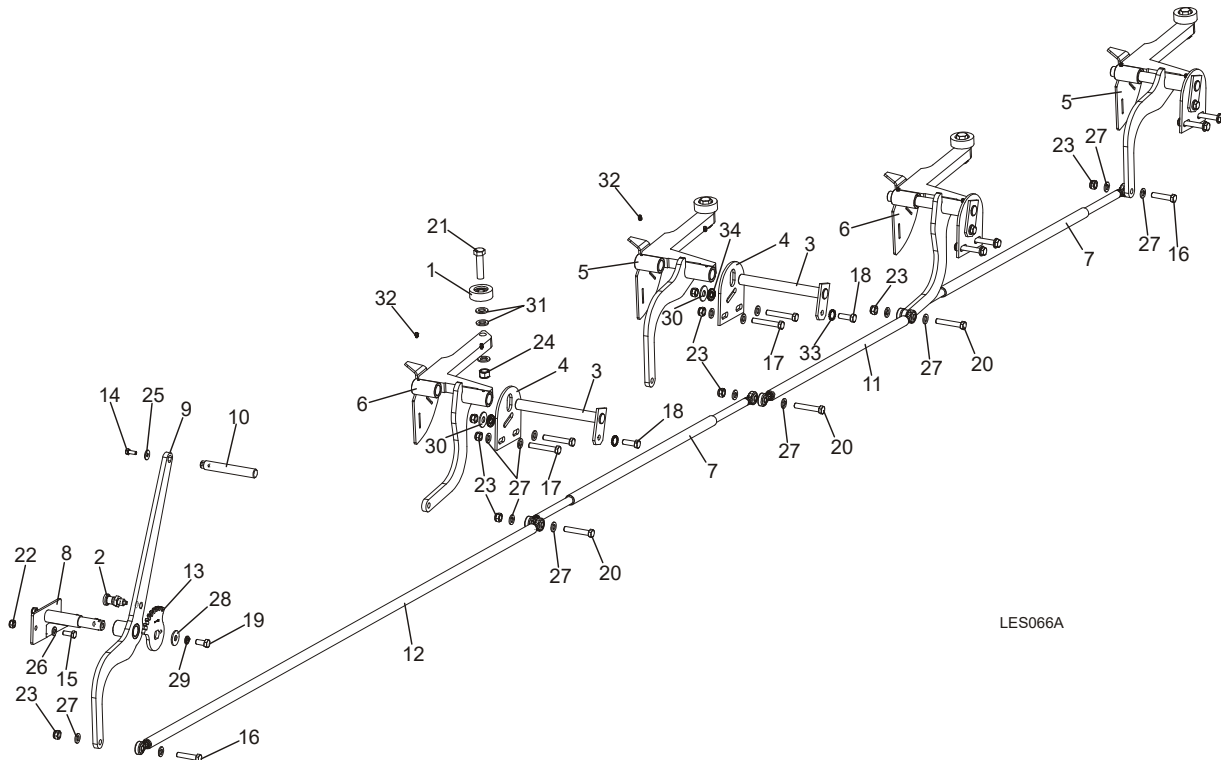
REF.	DESCRIPTION (◆ Indicates Parts Available In Assemblies Only)	PART #	QTY
	TOE BOARD KIT, MANUAL REAR	094928	2
1	Plate Weldment, Manual Toe Board Rear	094926-1	1
2	Extension, Manual Toe Board Plate (II)	095202-1	1
3	Shaft, Manual Toe Board	090344-1	2
4	Nut, Special Threaded	090017	2
5	Pivot, Manual Toe Board Shaft (I)	094931-1	2
6	Ring, Z 22 Outside Retaining	F81090-24	2
7	Bearing, 5/8" Thrust	P04214	2
8	Collar, 16	F81039-6	2
9	Pin, 5x35-N-C PN-EN ISO 8752 Roll	F81044-9	6
10	Pin, 4x30 Zinc Roll	F81044-7	2
11	Bolt, M8 x 25-8.8-B Hex Head Full Thread Zinc	F81002-5	6
12	Nut, M8-8-B Hex Nylon Zinc Lock	F81032-2	6
13	Pin, S-Zn 4x25 Cotter	F81043-2	1
	CRANK ASSEMBLY, MANUAL TOE BOARD	500600	1
14	Crank, Manual Toe Board	500599-1	1
15	Knob, Plastic Crank Handle	086338	1
16	Nut, M10-8-B Nylon Hex Zinc Lock	F81033-1	1

9.4 Winch Option



REF.	DESCRIPTION (◆ Indicates Parts Available In Assemblies Only)	PART #	QTY
	WINCH ASSEMBLY, LES	501341	1
1	WINCH, AL-KO TYPE 901	096453	1
2	TUBE, VERTICAL OUTRIGGER	501128-1	1
3	BASE WDMT, WINCH	502068-1	1
4	BRACKET, CABLE	502418-1	1
5	BOLT, M10x75-8.8 HEX HEAD ZINC	F81003-15	4
6	BOLT, M16x110-8.8 HEX HEAD ZINC	F81006-24	1
7	NUT, M10-8-B HEX NYLON ZINC LOCK	F81033-1	7
8	NUT, M16 HEX NYLON ZINC LOCK	F81036-2	1
9	WASHER, 10.5 FLAT ZINC	F81055-1	14
10	WASHER, 17 FLAT ZINC	F81058-1	2

9.5 Log Side Supports w/Lever Option



LES066A

REF.	DESCRIPTION (◆ Indicates Parts Available In Assemblies Only)	PART #	QTY
	SUPPORT KIT, LOG SIDE W/LEVER	503672	1
1	ROLLER ASSY, SIDE SUPPORT	015014	4
2	PIN, DETENT	090197	1
3	PIN, SIDE SUPPORT ZINC-PLATED	091549-1	4
4	PLATE, LOG SIDE SUPPORT MOUNT	091591-1	4
5	SIDE SUPPORT, W/COVER 1	502955-1	2
6	SIDE SUPPORT, W/COVER 2	502958-1	2
7	STRING, EXTREME COMPLETE	502961	2
8	SHAFT WELDMENT, COMPLETE	502966-1	1
9	LEVER	502977-1	1
10	KNOB, LEVER	502979	1
11	STRING, MIDDLE COMPLETE	502980	1
12	STRING, LEVER COMPLETE	502981	1
13	BLOCK, SIDE SUPPORT LEVER	502982-1	1
14	BOLT, M8X20-5.8 HEX HEAD FULL THREAD ZINC	F81002-1	1
15	BOLT, M10X25-8.8 HEX HEAD FULL THREAD ZINC	F81003-11	2
16	BOLT, M12X55-8.8 HEX HEAD ZINC	F81004-12	2
17	BOLT, M12 X 75-8.8 ZINC	F81004-21	8
18	BOLT, M12 X 35-8.8-FE/ZN5 HEX HEAD FULL THREAD	F81004-24	4
19	BOLT, M12X25-8.8 HEX HEAD FULL THREAD ZINC	F81004-31	1
20	BOLT, M12x70 8.8 HEX HEAD ZINC	F81004-39	3
21	BOLT, M16x65-8.8 HEX HEAD FULL THREAD ZINC	F81006-1	4
22	NUT, M10-8-B HEX NYLON ZINC LOCK	F81033-1	2

9 Log Clamp, Loading Ramp & Toe Board

Log Side Supports w/Lever Option

23	NUT, M12-8 HEX NYLON ZINC LOCK	F81034-2	17	
24	NUT, M16,HEX, NYLON ZINC LOCK	F81036-2	4	
25	WASHER, 8.5 FLAT, ZINC SPECIAL	F81054-11	1	
26	WASHER, 10.5 FLAT ZINC	F81055-1	2	
27	WASHER, 13 FLAT ZINC	F81056-1	26	
28	WASHER, 13 SPECIAL FLAT ZINC	F81056-14	1	
29	WASHER, Z12.2 SPLIT LOCK ZINC	F81056-2	1	
30	WASHER, 15 SPECIAL FLAT ZINC	F81057-3	1	
31	WASHER, 17 FLAT ZINC	F81058-1	12	
32	FITTING, 3/16X3/16 STRAIGHT GREASE	P04107	9	
33	WASHER, SPECIAL BOSART/2S, BN781 M12/13	F81056-16	4	
34	WASHER, SPECIAL BOSART/2S M12/12.3/30.3	F81056-17	4	