

# **Wood-Mizer®**

## **Replacement Parts**

---

**WM1000**

**rev. A1.00 - B3.04**

---



**Safety is our #1 concern!** Read and understand all safety information and instructions before operating, setting up or maintaining this machine.

*Form #637*

# Table of Contents

# Section-Page

<b>SECTION 1</b>	<b>GENERAL INFORMATION</b>	<b>1-1</b>
1.1	How To Use the Parts List.....	1-1
1.2	Sample Assembly .....	1-1
<b>SECTION 2</b>	<b>WM1000 SAWMILL SAW HEAD</b>	<b>2-1</b>
2.1	Blade Wheel Assembly, Drive Side .....	2-1
2.2	Blade Drive Wheel Kits - 19 m/s, 22kW (Standard).....	2-3
2.3	Blade Drive Wheel Kits - 17.6 m/s, 22kW (Optional).....	2-4
2.4	Blade Drive Wheel Kits - 21.3 m/s 22kW (Optional).....	2-5
2.5	Blade Drive Wheel Kits - 19 m/s, 30kW (Standard).....	2-6
2.6	Blade Drive Wheel Kits - 17.6 m/s, 30kW (Optional).....	2-7
2.7	Blade Drive Wheel Kits - 21.3 m/s, 30kW (Optional).....	2-8
2.8	Blade Drive Wheel Kits, 19 m/s, 37kW (Standard) .....	2-9
2.9	Blade Drive Wheel Kits - 17.6 m/s, 37kW (Optional).....	2-10
2.10	Blade Drive Wheel Kits - 21.3 m/s, 37kW (Optional).....	2-11
2.11	Drive Wheel Scraper Assembly .....	2-12
2.12	Idle-Side Blade Wheel Assembly.....	2-14
2.13	Idle-Side Wheel Scraper Assembly.....	2-16
2.14	Blade Guide Assembly .....	2-18
2.15	Blade Roller Guide Assembly .....	2-20
2.16	Blade Guide Drive Assembly.....	2-21
2.17	Blade Guide Tray .....	2-23
2.18	22kW/30kW/37kW Motor Assembly.....	2-25
2.19	Hydraulic Blade Tensioner Assembly.....	2-27
2.20	Oil Supply Assembly.....	2-29
2.21	Blade Wiper Assembly.....	2-31
2.22	Saw Head Covers .....	2-33
2.23	Blade Motor Cage Covers .....	2-35
2.24	Scale .....	2-36
2.25	Decals .....	2-38
2.26	Blade Tensioner Handle Storage Brackets .....	2-39
2.27	Cover, WM1000 .....	2-40
<b>SECTION 3</b>	<b>SAWMILL MAST</b>	<b>3-1</b>
3.1	Track Roller Assembly.....	3-1
3.2	Power Feed Assembly .....	3-3
3.3	Saw Head Support Rollers.....	3-5
3.4	Up/Down Drive .....	3-6
3.5	Operator Platform .....	3-8
3.6	Power Cord Bracket .....	3-10
3.7	Electrical Wire Covers .....	3-11
3.8	Mast Limit Switch.....	3-13
3.9	Tracks: 5 m & 5 m Extension.....	3-14
3.10	Tracks: 10 m & 10 m Extension.....	3-16
3.11	Tracks Elevated: 10 m & 5 m Track Elevated Extension .....	3-18
3.12	33' & 66' Track Assembly (U.S. Only).....	3-21

## Table of Contents

## Section-Page

### **SECTION 4 CONTROL BOX**

**4-1**

4.1	Control Assembly .....	4-1
4.2	Control Box Bracket.....	4-3
4.3	Switches.....	4-4
4.4	Circuit Breakers .....	4-5

### **SECTION 5 HYDRAULIC SYSTEM**

**5-1**

5.1	Hydraulic Hoses, Standard Hydraulic System .....	5-1
5.2	Hydraulic Control Box, WM1000 .....	5-6
5.3	Hydraulic Box (2+1) .....	5-8
5.4	Hydraulic Valve (2+1) .....	5-10
5.5	Hydraulic Pump & Tank, WM1000 (3+2) .....	5-11
5.6	Log Turner .....	5-13
5.7	Log Turner w/Double Chain .....	5-15
5.8	Main Bed Module w/Hydraulic Log Handling Equipment .....	5-17
5.9	Log Side Support .....	5-18
5.10	Power Roller .....	5-20
5.11	Log Clamp .....	5-22
	WM Revision History.....	1-1

## SECTION 1 GENERAL INFORMATION

### 1.1 How To Use the Parts List

- Use the index above to locate the assembly that contains the part you need.
- Go to the appropriate section and locate the part in the illustration.
- Use the number pointing to the part to locate the correct part number and description in the table.
- Parts shown indented under another part are included with that part.
- Parts marked with a diamond (◆) are only available in the assembly listed above the part.

See the sample table below. Sample Part #A01111 includes part F02222-2 and subassembly A03333. Subassembly A03333 includes part S04444-4 and subassembly K05555. The diamond (◆) indicates that S04444-4 is not available except in subassembly A03333. Subassembly K05555 includes parts M06666 and F07777-77. The diamond (◆) indicates M06666 is not available except in subassembly K05555.

1.2 Sample Assembly				
REF.	DESCRIPTION (◆ Indicates Parts Available In Assemblies Only)	PART #	QTY	
	Sample Assembly, Complete (Includes All Indented Parts Below)	A01111	1	
1	Sample Part	F02222-22	1	
	Sample Subassembly (Includes All Indented Parts Below)	A03333	1	
2	Sample Part (◆ Indicates Part Is Only Available With A03333)	S04444-4	1	◆
	Sample Subassembly (Includes All Indented Parts Below)	K05555	1	
3	Sample Part (◆ Indicates Part Is Only Available With K05555)	M06666	2	◆
4	Sample Part	F07777-77	1	

#### To Order Parts:

- From Europe call our European Headquarters and Manufacturing Facility in Kolo, Poland at **+48-63-2626000**. From the continental U.S., call our toll-free Parts hotline at **1-800-525-8100**. Have your customer number, vehicle identification number, and part numbers ready when you call. From other international locations, contact the Wood-Mizer distributor in your area for parts.

#### Office Hours:

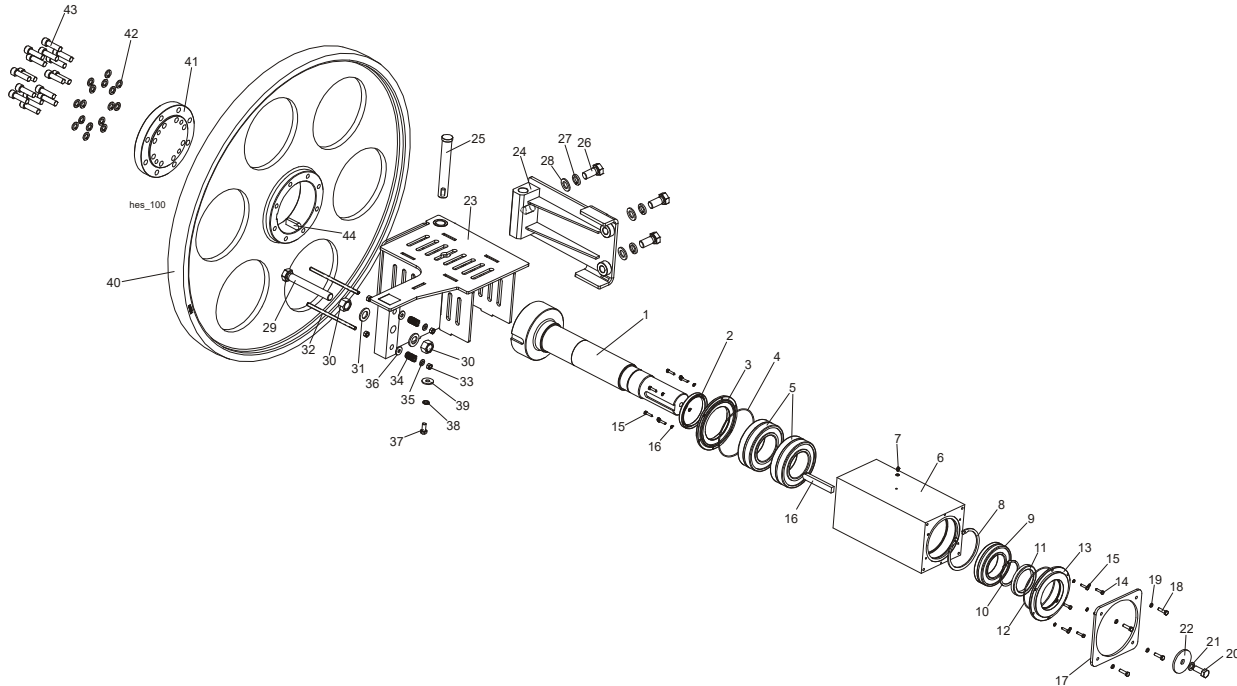
Country	Monday - Friday	Saturday	Sunday
Poland	7-15	Closed	Closed
US	8 a.m.- 5 p.m.	8 a.m.- 12 p.m.	Closed



**CAUTION!** It is strongly recommended that only original spare parts be used.

SECTION 2 WM1000 SAWMILL SAW HEAD

2.1 Blade Wheel Assembly, Drive Side

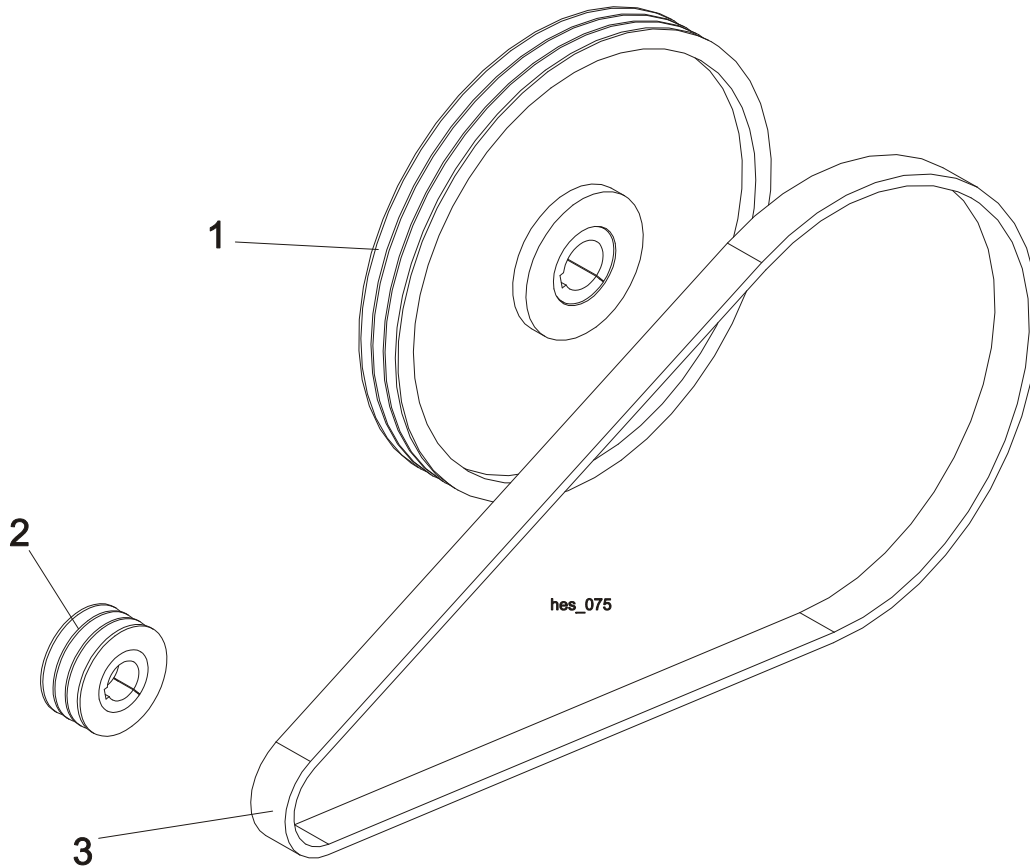


REF.	DESCRIPTION (◆ Indicates Parts Available In Assemblies Only)	PART #	QTY
	WHEEL ASSEMBLY, WM1000 DRIVE <sup>1</sup>	509175	1
	SHAFT ASSEMBLY, WM1000 REINFORCED MAIN	509170-1	1
1	SHAFT, WM1000 DRIVE	509166	1
2	RING, CC100X120X12 SPRING RETAINING	509171	1
3	PLATE, RETAINING RING MOUNTING	509169-1	1
4	O-RING, OR 160X3 NBR	509174	1
5	BEARING, 23218E SKF SPHERICAL ROLLER	509172	2
6	HOUSING, DRIVE SHAFT	509173-1	1
7	FITTING, M6 GREASE	086280	1
8	RING, W140 INSIDE RETAINING	F81090-48	1
9	BEARING, 22216E SKF SPHERICAL ROLLER	509167	1
10	RING, Z80 INSIDE RETAINING	F81090-52	1
11	RING, CC80X105X12 SEALING	509477	1
12	O-RING OR 140X3 NBR	509479	1
13	PLATE, SEALING RING MOUNTING	509481-1	1
14	BOLT, M6X25-5.8 HEX HEAD FULL THREAD ZINC	F81001-3	6
15	WASHER, Z6.1 SPLIT LOCK ZINC	F81053-3	6
16	KEY, AB 20X12X125 PARALLEL	509482	1
17	PLATE, MAIN SHAFT HOUSING	501749-1	1
18	BOLT, M8X30-8.8-B-HEX HEAD FULL THREAD ZINC	F81002-7	4
19	WASHER, 8.2 SPLIT LOCK ZINC	F81054-4	4

20	BOLT, M16X40-8.8 HEX HEAD FULL THREAD ZINC	F81006-13	1	
21	WASHER, 16.3 SPLIT LOCK ZINC	F81058-2	1	
22	WASHER, F16.5FI80X6 WM1000 SPECIAL ZINC	504604-1	1	
23	BRACKET WELDMENT, WM1000 DRIVE SHAFT ASSEMBLY	501387-1	1	
24	BRACKET, DRIVE WHEEL PIVOT WM1000	501390-1	1	
25	PIN, MAIN SHAFT HOUSING WM1000 ZINC	502971-1	1	
26	BOLT, M24X50 8.8 HEX HEAD FULL THREAD ZINC	F81009-13	3	
27	WASHER, Z24.5 SPLIT LOCK ZINC	F81061-4	3	
28	WASHER, 25 FLAT ZINC	F81061-3	3	
29	BOLT, 4017-M24X180 HEX HEAD FULL THREAD	F81009-9	1	
30	NUT, M24-8-B-HEX ZINC	F81039-12	1	
31	WASHER, 25 FLAT ZINC	F81061-3	1	
	BOLT, M10X200 - WM1000	504713	2	
32	ROD, M10X208 - WM1000	504712	1	
33	NUT, M10-8-B-FE	F81033-3	2	
34	SPRING, 3/4 O.D.X 1 1/2 DIE	034430	2	
35	WASHER, 10.5 FLAT ZINC	F81055-1	2	
36	WASHER, 10.5 SPECIAL FLAT ZINC	F81055-6	2	
37	BOLT, M12X25-8.8-HEX HEAD FULL THREAD ZINC	F81004-31	1	
38	WASHER, Z12.2 SPLIT LOCK ZINC	F81056-2	1	
39	WASHER, 13 SPECIAL FLAT ZINC	F81056-14	1	
40	WHEEL, 42" BLADE	503945-1	1	
41	BUSHING, DRIVE WHEEL CONNECTING ZINC	509177-1	1	
42	WASHER, 16.3 SPLIT LOCK ZINC	F81058-2	16	
43	SCREW, M16X55-8.8-HEX SOCKET HEAD CAP ZINC	F81006-18	16	
44	KEY, AB 20X12X56	509168	1	

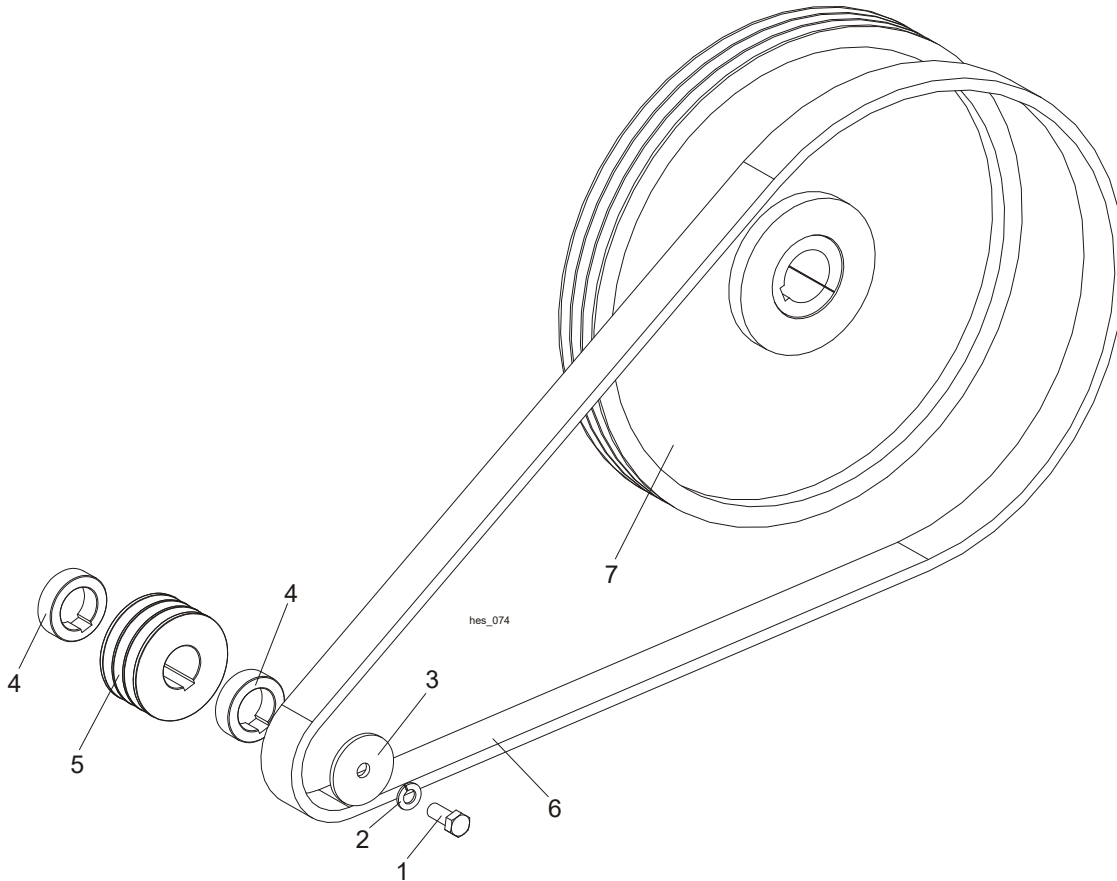
<sup>1</sup> Because of problems with shaft of the drive wheel, the whole assembly has been modified. In case of the blade drive shaft wear, please take a look on the Technical Bulletin #130008pl. It concerns sawmill with production date 6 May 2013 and earlier.

2.2 Blade Drive Wheel Kits - 19 m/s, 22kW (Standard)



REF.	DESCRIPTION (◆ Indicates Parts Available In Assemblies Only)	PART #	QTY
	WHEEL KIT, WM1000 19M/S 22KW DRIVE	507929	1
1	PULLEY, 560/75 SPB-3 F01906+T31172	511136	1
2	PULLEY SPB-3 D125 W/TAPER LOCK 2012/48	500326	1
3	BELT, OPTIBELT 3HB 2750	508284	1

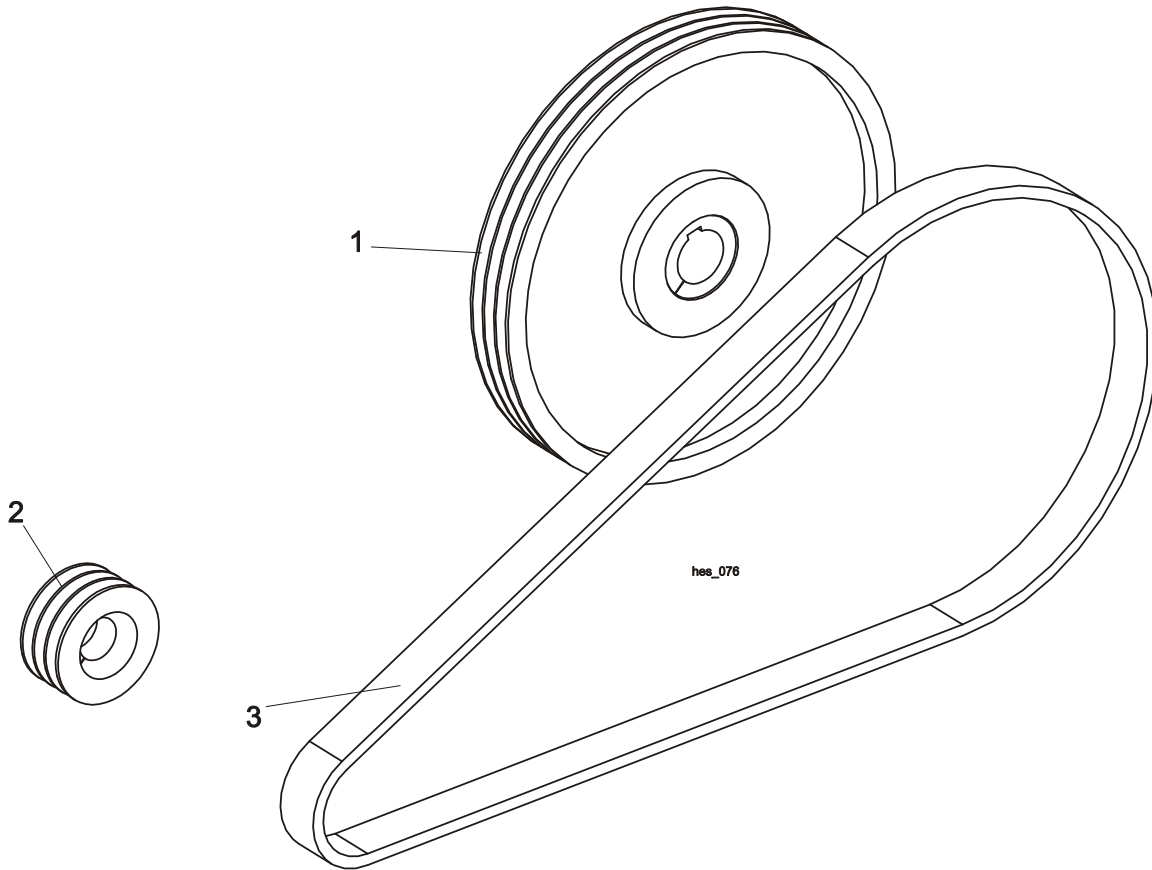
**2.3 Blade Drive Wheel Kits - 17.6 m/s, 22kW (Optional)**



REF.	DESCRIPTION (◆ Indicates Parts Available In Assemblies Only)	PART #	QTY
	WHEEL KIT, WM1000 17.6M/S 22KW DRIVE	507928	1
1	BOLT, M16X40-8.8 HEX HEAD FULL THREAD ZINC	F81006-13	1
2	WASHER, 16.3 SPLIT LOCK ZINC	F81058-2	1
3	WASHER, F16.5F180X6 WM1000 ZINC-PL. SPECIAL	504604-1	1
4	SPACER, 75X48X24 SPECIAL	507937-1	2
5	PULLEY, 3B 122X48	507927-1	1
6	BELT, OPTIBELT 3HB 2750 DRIVE	508284	1
7	SHEAVE, F 560/75 SPB-3 F01906+T31172	511136	1



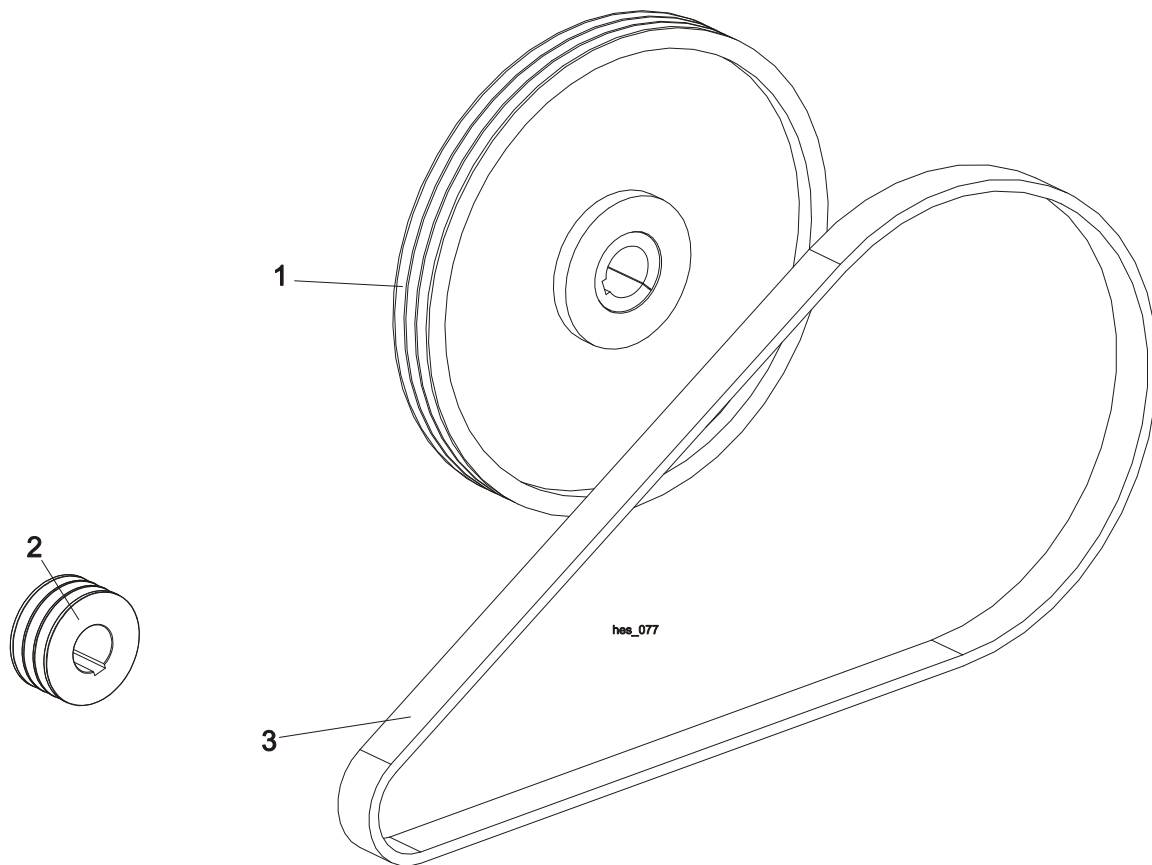
**2.4 Blade Drive Wheel Kits - 21.3 m/s 22kW (Optional)**



REF.	DESCRIPTION (◆ Indicates Parts Available In Assemblies Only)	PART #	QTY
	WHEEL KIT, WM1000 21.3M/S 22KW DRIVE	507930	1
1	PULLEY, 500/75 SPB-3 F02397+T31172	511134	1
2	PULLEY, SPB-3 D125 W/TAPER LOCK 2012/48	500326	1
3	BELT, 3B BP LE 2640	504790	1

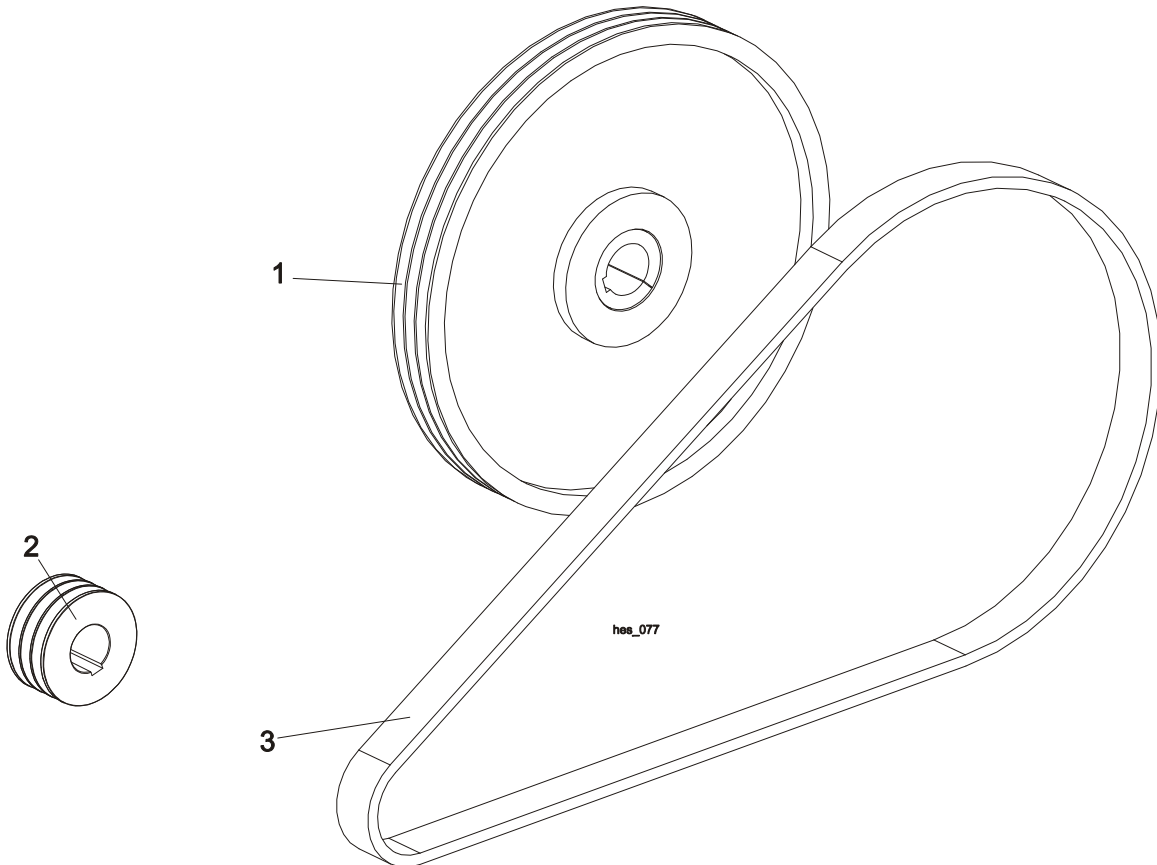
**2** **WM1000 SAWMILL SAW HEAD**  
*Blade Drive Wheel Kits - 19 m/s, 30kW (Standard)*

**2.5 Blade Drive Wheel Kits - 19 m/s, 30kW (Standard)**



REF.	DESCRIPTION (◆ Indicates Parts Available In Assemblies Only)	PART #	QTY	
	WHEEL KIT, WM1000 19M/S 30KW	507932	1	
1	PULLEY, 560/75 SPB-3 F01906+T31172	511136	1	
2	PULLEY, 3B DIA.132X55	505498-1	1	
3	BELT, ULMER SPB-3 F01906+T31169	508283	1	

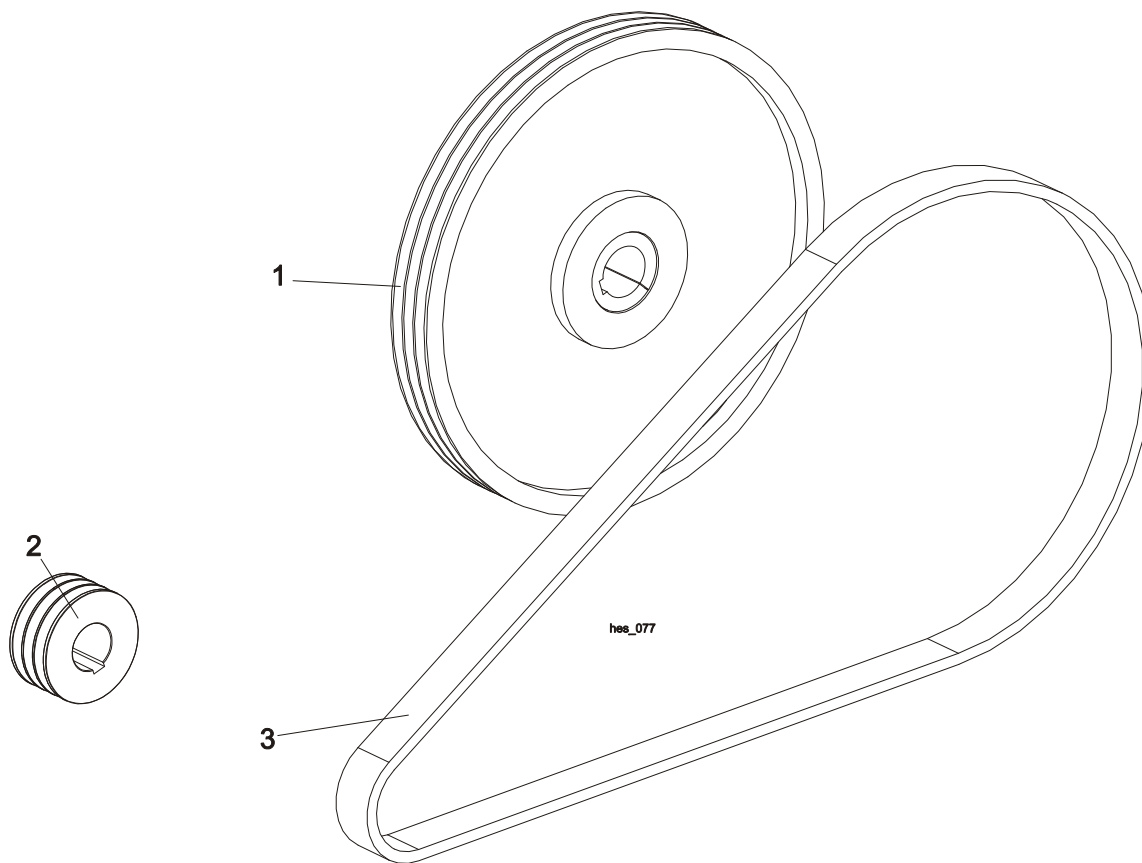
2.6 Blade Drive Wheel Kits - 17.6 m/s, 30kW (Optional)



REF.	DESCRIPTION (◆ Indicates Parts Available In Assemblies Only)	PART #	QTY
	WHEEL KIT, WM1000 17.6 M/S 30KW DRIVE	507931	1
1	PULLEY, 560/75 SPB-3 F01906+T31172	511136	1
2	PULLEY, 3B DIA.122X55	507926-1	1
3	BELT, OPTIBELT 3HB 2750	508284	1

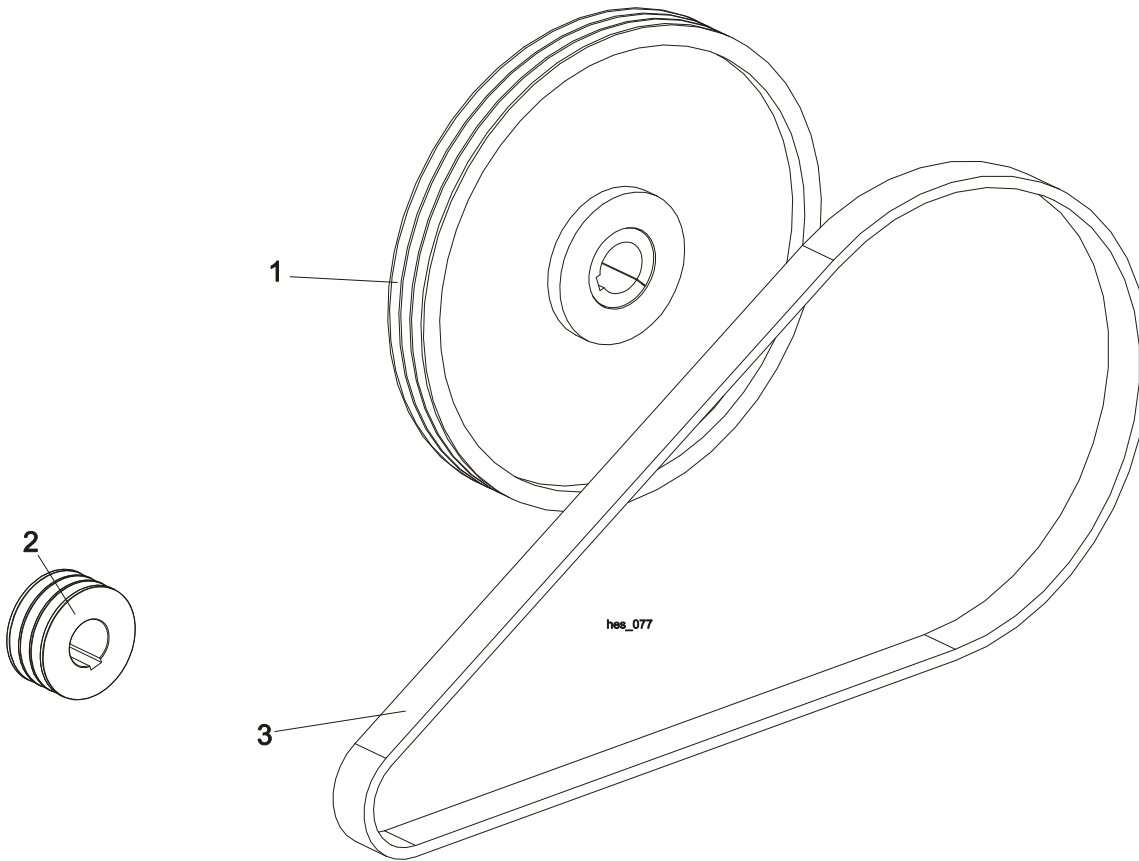
**2** WM1000 SAWMILL SAW HEAD  
*Blade Drive Wheel Kits - 21.3 m/s, 30kW (Optional)*

**2.7 Blade Drive Wheel Kits - 21.3 m/s, 30kW (Optional)**



REF.	DESCRIPTION (◆ Indicates Parts Available In Assemblies Only)	PART #	QTY	
	WHEEL KIT, WM1000 21.3 M/S 30KW DRIVE	507933	1	
1	PULLEY, 500/75 SPB-3 F02397+T31172	511134	1	
2	PULLEY, 3B DIA.132X55	505498-1	1	
3	BELT, 3B BP LE 2640	504790	1	

2.8 Blade Drive Wheel Kits, 19 m/s, 37kW (Standard)



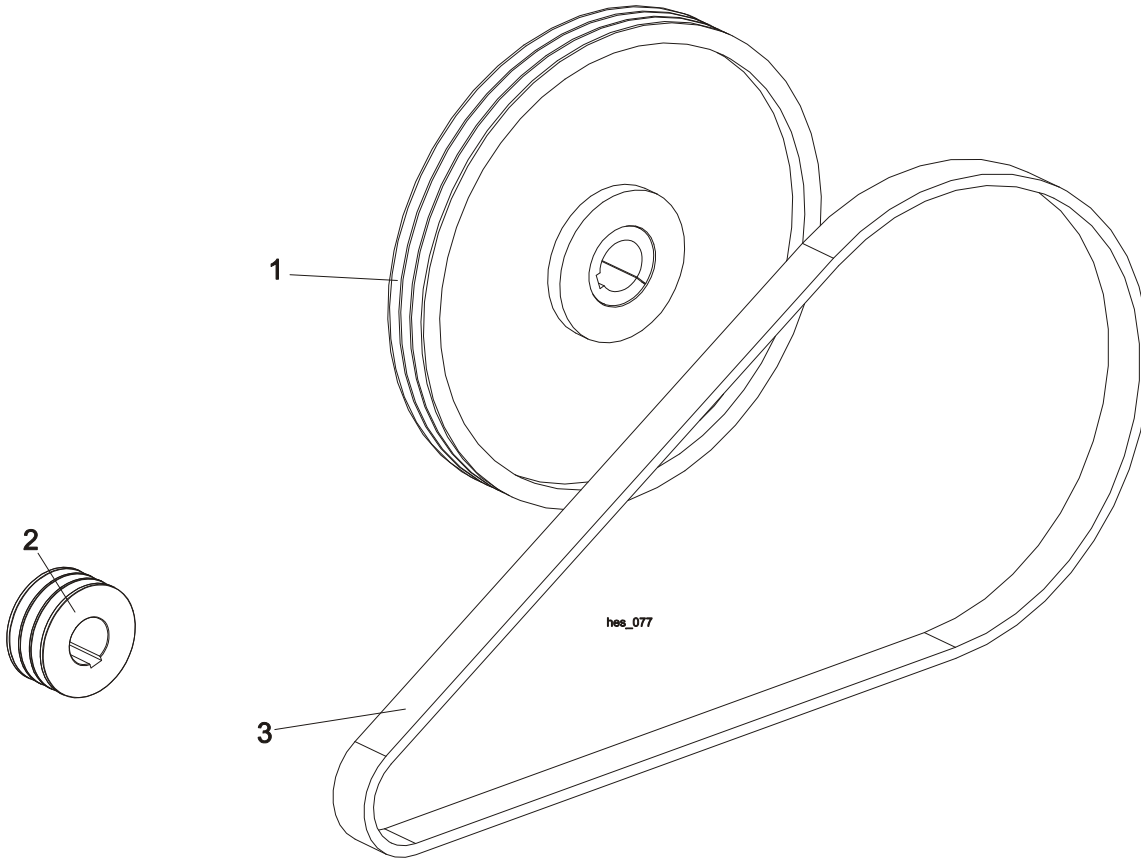
REF.	DESCRIPTION (◆ Indicates Parts Available In Assemblies Only)	PART #	QTY
	WHEEL KIT, WM1000 19M/S 37KW DRIVE	507935	1
1	PULLEY, 560/75 SPB-3 F01906+T31172	511136	1
2	PULLEY, ULMER SPB-3 F01906+T31169	505499-1	1
3	BELT, OPTIBELT 3HB 2750	508284	1

# 2

## WM1000 SAWMILL SAW HEAD

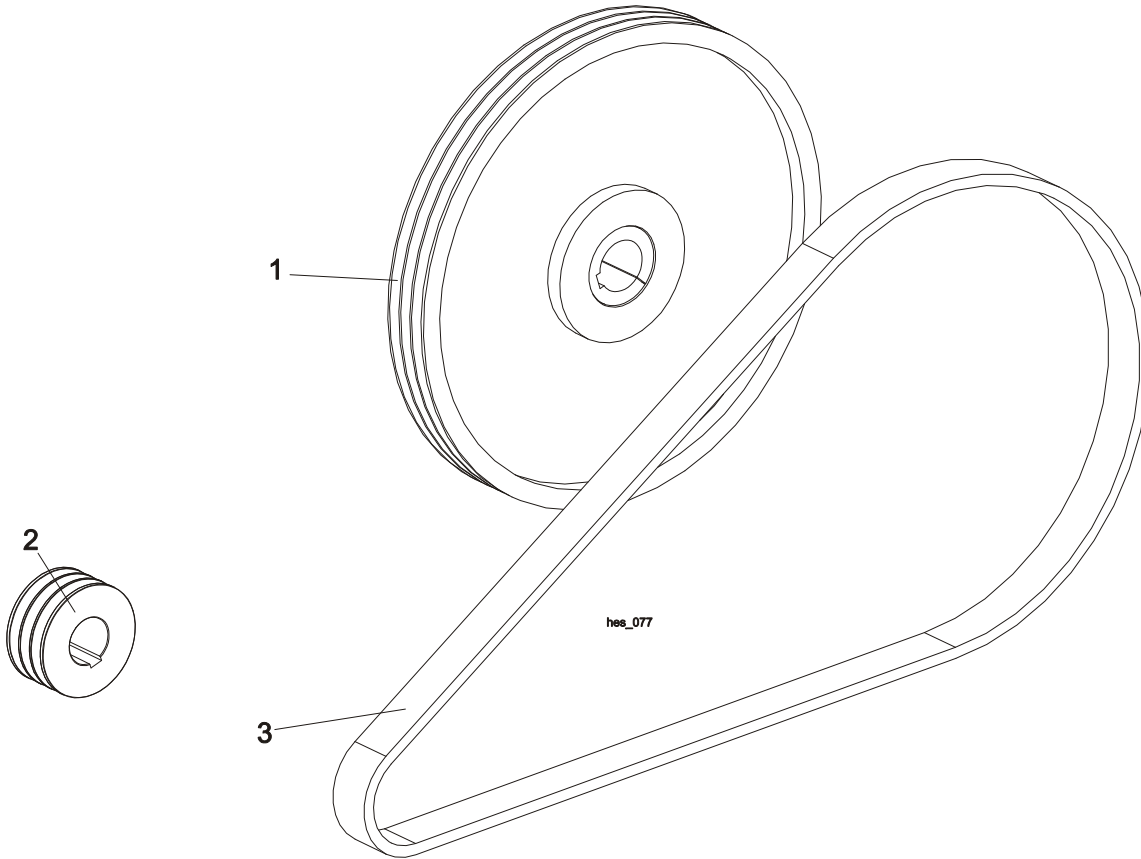
Blade Drive Wheel Kits - 17.6 m/s, 37kW (Optional)

### 2.9 Blade Drive Wheel Kits - 17.6 m/s, 37kW (Optional)



REF.	DESCRIPTION (◆ Indicates Parts Available In Assemblies Only)	PART #	QTY
	WHEEL KIT, WM1000 17.6 M/S 37KW DRIVE	507934	1
1	PULLEY, 560/75 SPB-3 F01906+T31172	511136	1
2	PULLEY 3B DIA.122X60	508282-1	1
3	BELT, OPTIBELT 3HB 2750	508284	1

2.10 Blade Drive Wheel Kits - 21.3 m/s, 37kW (Optional)

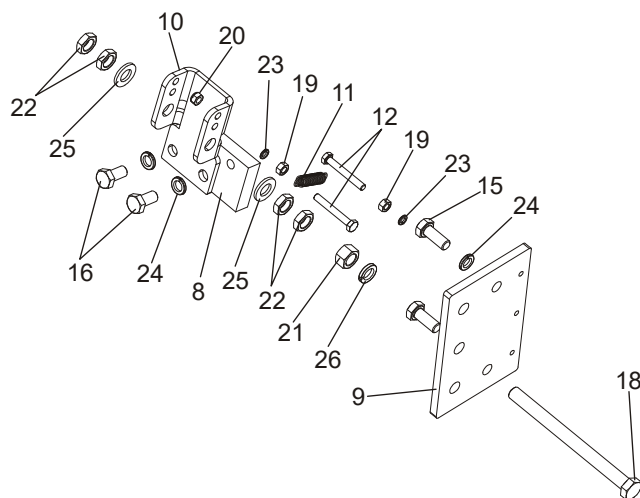


REF.	DESCRIPTION (◆ Indicates Parts Available In Assemblies Only)	PART #	QTY
	WHEEL KIT, WM1000 21.3 M/S 37KW DRIVE	507936	1
1	PULLEY, 500/75 SPB-3 F02397+T31172	511134	1
2	PULLEY, 3B DIA.132X560	505499-1	1
3	BELT, 3B BP LE 2640	504790	1

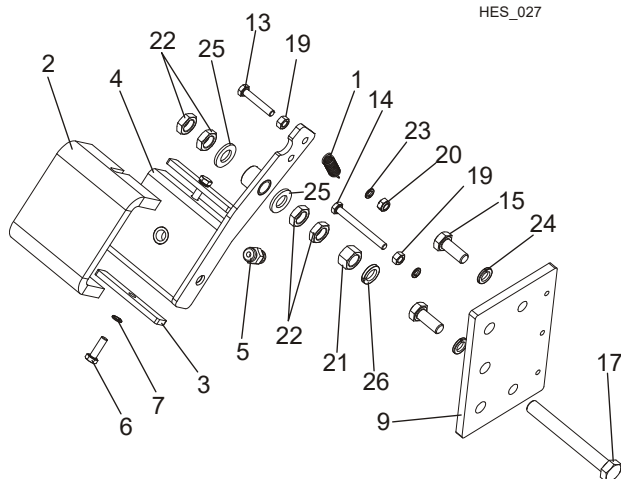
# 2 WM1000 SAWMILL SAW HEAD

## Drive Wheel Scraper Assembly

### 2.11 Drive Wheel Scraper Assembly



HES\_027



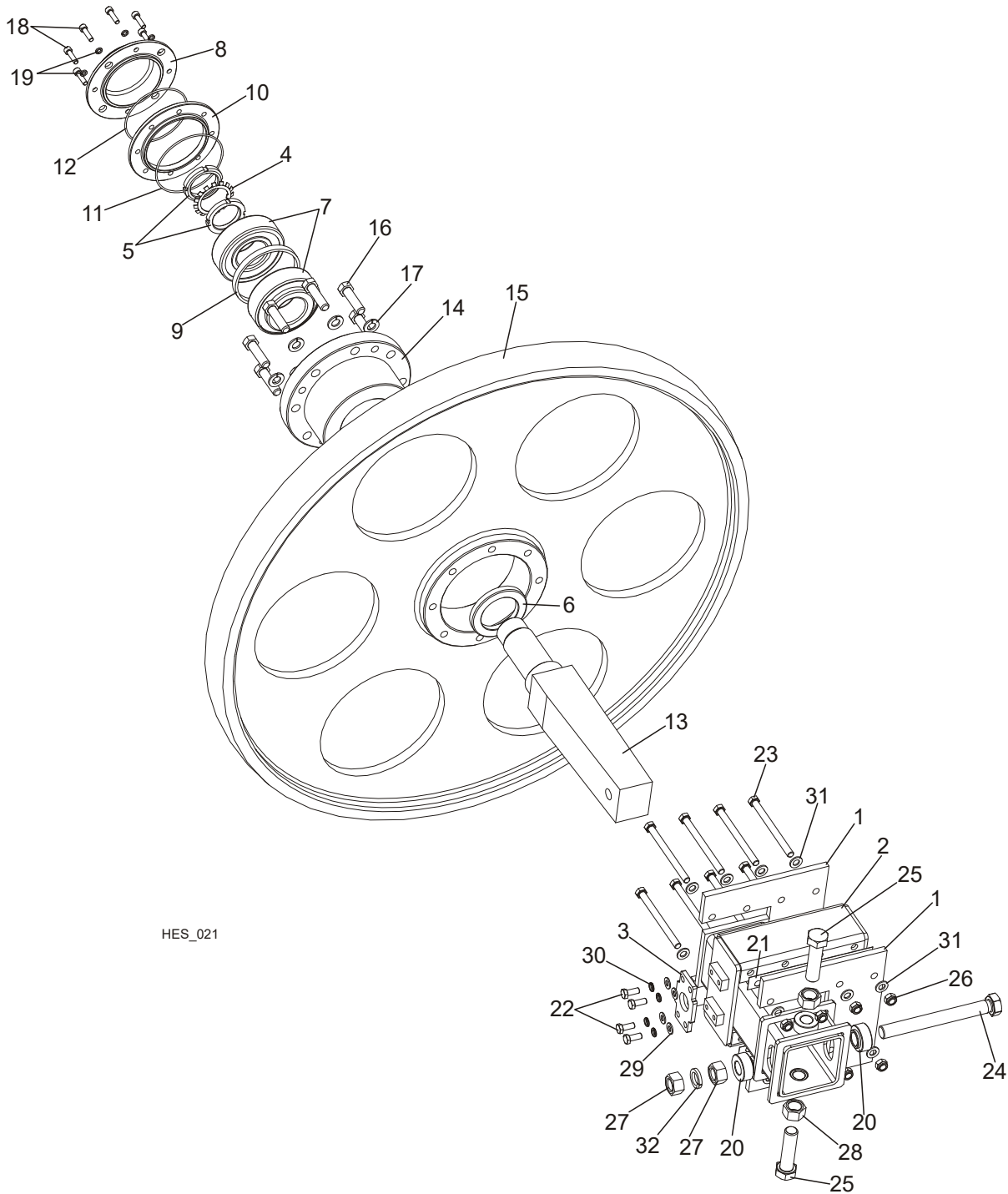
REF.	DESCRIPTION (◆ Indicates Parts Available In Assemblies Only)	PART #	QTY
	SCRAPER ASSEMBLY, DRIVE-SIDE BLADE WHEEL	504711	1
1	SPRING, 1,6X12X38 EXTENSION	092208	1
	BLADE WIPER ASSEMBLY - UPPER	500986	1
2	PAD, OILER FELT	500808	1
3	FLAT BAR, FELT MOUNT ZINC	500813-1	2
4	ARM, FELT MOUNT RIGHT	500832-1	1
5	FITTING, 6MM (KAH06-U02) ONE-TOUCH	503977	1
6	BOLT, M6X20-8.8-HEX HEAD FULL THREAD ZINC	F81001-2	2
7	WASHER, Z 6.1 SPLIT LOCK ZINC	F81053-3	2
8	SCRAPER	501922	1
9	PLATE, SCRAPER ZINC-PL. MOUNTING	502668-1	2
10	PLATE, SCRAPER ZINC-PL. MOUNTING	503260-1	1
11	SPRING, 1,6X12X38 EXTENSION	092208	1
12	BOLT, M6X45-8.8-HEX HEAD ZINC	F81001-6	2
13	BOLT, M6X35 8.8 HEX HEAD ZINC	F81001-71	1
14	BOLT, M6X60-8.8-HEX HEAD FULL THREAD ZINC	F81001-9	1
15	BOLT, M10X25-8.8-HEX HEAD FULL THREAD ZINC	F81003-11	4



**WM1000 SAWMILL SAW HEAD***Drive Wheel Scraper Assembly***2**

16	BOLT, ISO4017-M10x20-8.8-A2E HEX HEAD	F81003-53	2	
17	BOLT, M12X100 8.8 HEX HEAD FULL THREAD ZINC	F81004-45	1	
18	BOLT, M12x150-8.8-HEX HEAD FULL THREAD ZINC	F81004-54	1	
19	NUT, M6-8-HEX ZINC	F81031-1	4	
20	BOLT, M6-8-B-HEX NYLON ZINC LOCK	F81031-2	2	
21	NUT, M12-8-B HEX ZINC	F81034-1	2	
22	NUT, M12 THIN ZINC	F81034-6	8	
23	WASHER, Z 6.1 SPLIT LOCK ZINC	F81053-3	4	
24	WASHER, 10.2 SPLIT LOCK ZINC	F81055-2	6	
25	WASHER, 13 FLAT ZINC	F81056-1	4	
26	WASHER, Z12.2 SPLIT LOCK ZINC	F81056-2	2	

**2.12 Idle-Side Blade Wheel Assembly**



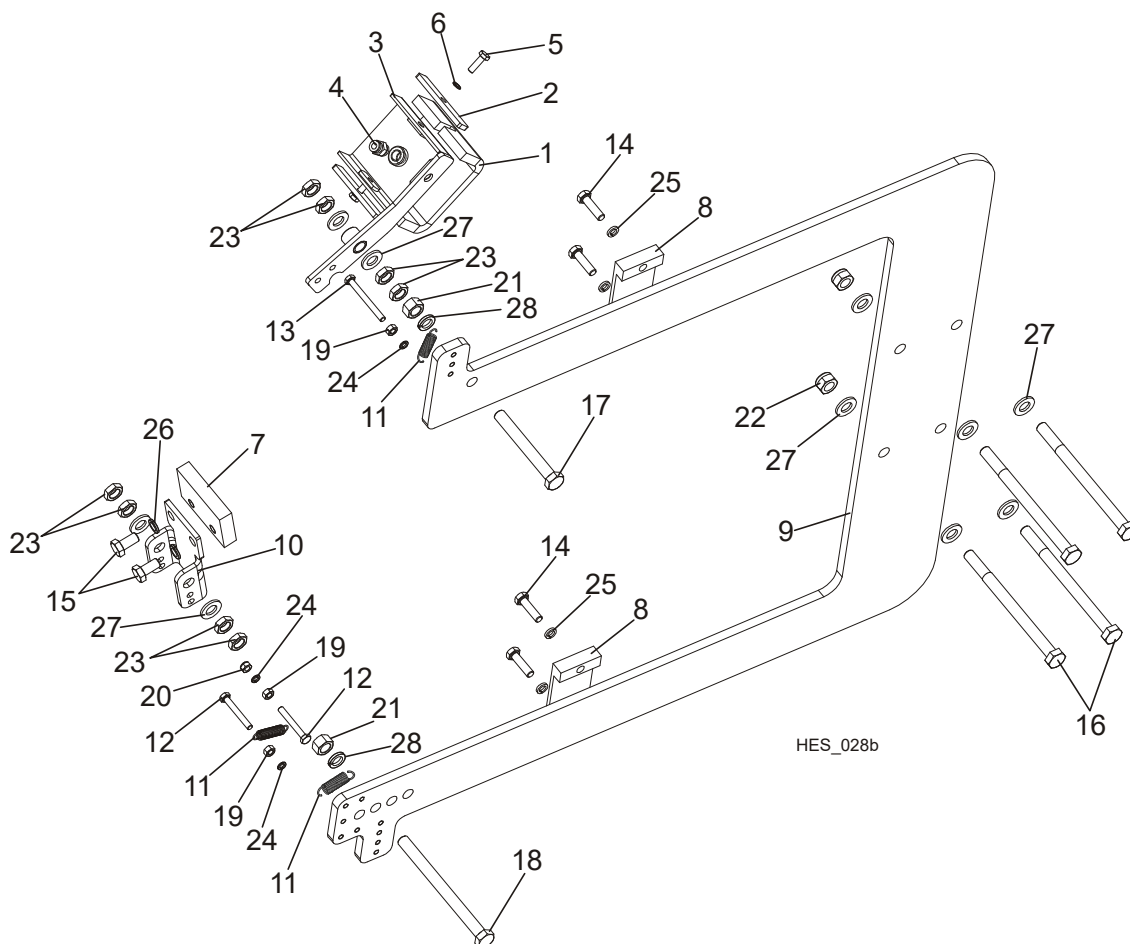
HES\_021

REF.	DESCRIPTION (◆ Indicates Parts Available In Assemblies Only)	PART #	QTY
	IDLE-SIDE BLADE WHEEL ASSEMBLY	501385	1
1	PLATE, WM1000 ROCKER ARM VERTICAL	501537-1	2
2	HOUSING WELDMENT, WM1000 IDLER SHAFT - COMPLETE	501539-1	1
3	PLATE, WM1000 BLADE TENSIONER CYLINDER	501542-1	1
	IDLE-BLADE WHEEL ASSEMBLY	503940	1
4	WASHER, MB11-WM1000 LOCK	501351	1

**WM1000 SAWMILL SAW HEAD***Idle-Side Blade Wheel Assembly***2**

5	NUT, KM11-WM1000 LOCK	501352	2	
6	RING, CC75X110X12-WM1000 CONNECTOR SEAL	501353	1	
7	BEARING, 32312A -WM1000	501373	2	
8	CAP, WM1000 BEARING	501384-1	1	
9	SPACER, f 120Xf 129.8X12	501844	1	
10	RING, WM1000 BEARING RETAINING	502775-1	1	
11	O-RING, OR130X3 NBR-WM1000	502952	1	
12	O-RING ,OR120X3 NBR-WM1000	503941	1	
13	SHAFT, IDLER WHEEL WM1000	503942	1	
	IDLE-SIDE BLADE WHEEL ASSEMBLY	504154-1	1	
14	SLEEVE, IDLER WHEEL BEARING	503936	1	
15	WHEEL, 42" BLADE	503945-1	1	
16	BOLT, M16X60 8.8 HEX HEAD FULL THREAD ZINC	F81006-12	8	
17	WASHER, 16.3 SPLIT LOCK ZINC	F81058-2	8	
18	SCREW, M8X30-8.8 HEX SOCKET HEAD CAP ZINC	F81002-31	8	
19	WASHER, 8.2 SPLIT LOCK ZINC	F81054-4	8	
20	BUSHING, SHAFT HOUSING	504156-1	2	
21	PAD, WM1000 ROCKER ARM	504703	1	
22	BOLT, M10X25-8.8-HEX HEAD FULL THREAD ZINC	F81003-11	4	
23	BOLT, M12X150-8.8-HEX HEAD FULL THREAD ZINC	F81004-54	8	
24	BOLT, ISO8676-M24X2X220-8 HEX HEAD	F81009-7	1	
25	BOLT, 4017-M24X90-8 HEX HEAD FULL THREAD	F81009-8	2	
26	NUT, M12-8 HEX NYLON ZINC LOCK	F81034-2	8	
27	NUT, M24X2-8-B-HEX ZINC	F81039-11	2	
28	NUT, M24-8-B HEX ZINC	F81039-12	2	
29	WASHER, 10.5 FLAT ZINC	F81055-1	4	
30	WASHER, 10.2 SPLIT LOCK ZINC	F81055-2	4	
31	WASHER, 13 FLAT ZINC	F81056-1	16	
32	WASHER, Z24.5 SPLIT LOCK ZINC	F81061-4	1	

### 2.13 Idle-Side Wheel Scraper Assembly



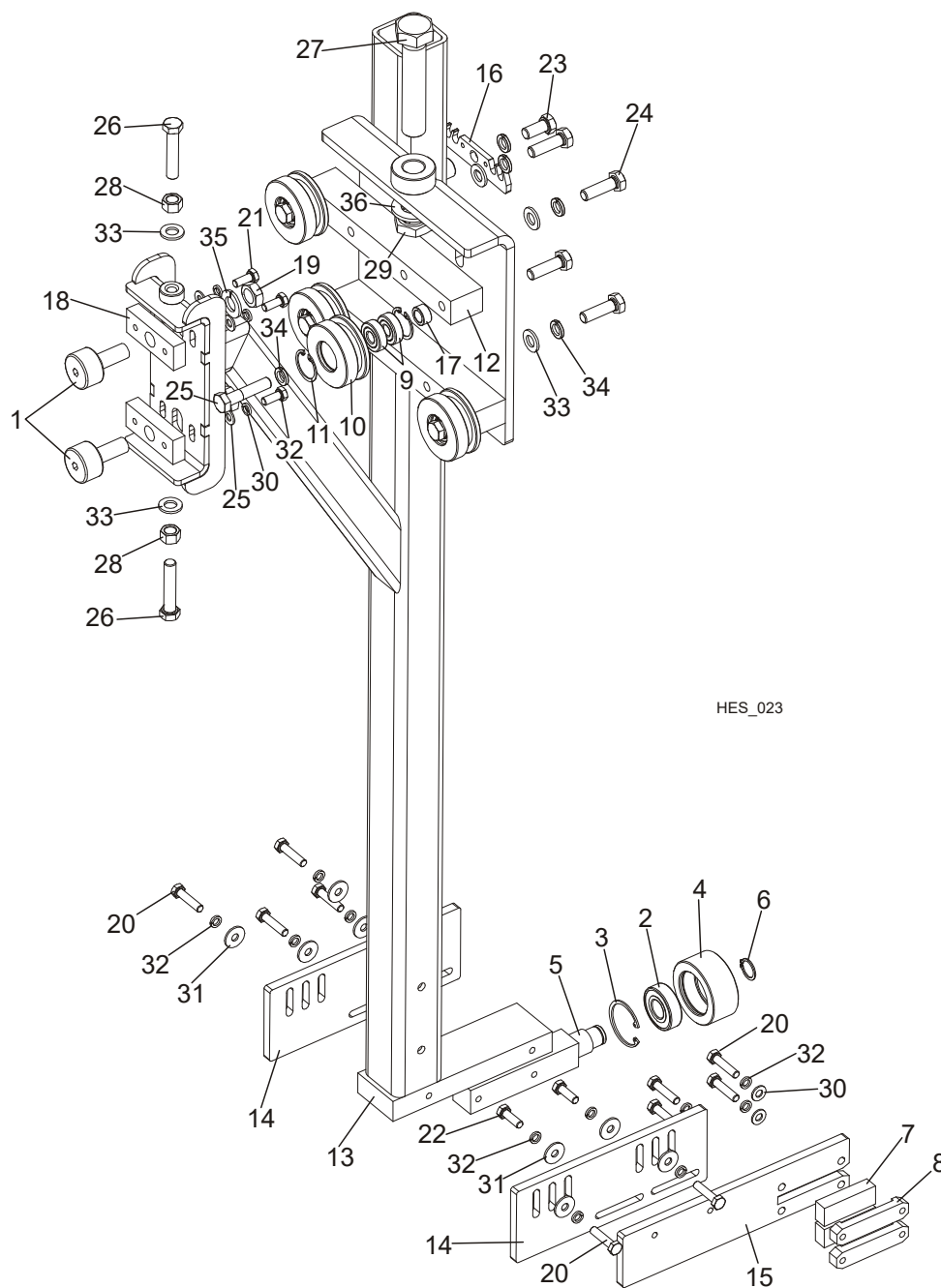
REF.	DESCRIPTION (◆ Indicates Parts Available in Assemblies Only)	PART #	QTY
	SCRAPER ASSEMBLY, IDLE-SIDE BLADE WHEEL	502121	1
	BLADE SCRAPER ASSEMBLY - UPPER	500986	1
1	PAD, FELT	500808	1
2	FLAT BAR, FELT MOUNT ZINC	500813-1	2
3	ARM, FELT MOUNT RIGHT	500832-1	1
4	FITTING, 6MM (KAH06-U02) ONE-TOUCH	503977	1
5	BOLT, M6X20-8.8-HEX HEAD FULL THREAD ZINC	F81001-2	2
6	WASHER, Z 6.1 SPLIT LOCK ZINC	F81053-3	2
7	SCRAPER	501922	1
8	BLOCK, GUIDE MOUNTING ZINC	502116-1	2
9	PLATE, ROCKER ARM VERTICAL ZINC	502118-1	1
10	PLATE, SCRAPER MOUNTING ZINC	503260-1	1
11	SPRING, 1,6X12X38 EXTENSION	092208	3
12	BOLT, M6X45-8.8-HEX HEAD ZINC	F81001-6	2
13	BOLT, M6X60-8.8-HEX HEAD FULL THREAD ZINC	F81001-9	1
14	BOLT, M8X30-8.8-B-HEX HEAD FULL THREAD ZINC	F81002-7	4
15	BOLT, ISO4017-M10X20-8.8-A2E HEX HEAD	F81003-53	2
16	BOLT, M12X160-8.8-HEX HEAD ZINC	F81004-13	4
17	BOLT, M12X100 8.8 HEX HEAD FULL THREAD ZINC	F81004-45	1

**WM1000 SAWMILL SAW HEAD**  
*Idle-Side Wheel Scraper Assembly*

**2**

<b>18</b>	BOLT, M12X150-8.8-HEX HEAD FULL THREAD ZINC	F81004-54	1	
<b>19</b>	NUT, M6-8-HEX ZINC	F81031-1	3	
<b>20</b>	NUT, M6-8-B-HEX NYLON ZINC LOCK	F81031-2	1	
<b>21</b>	NUT, M12-8-B HEX ZINC	F81034-1	2	
<b>22</b>	NUT, M12-8 HEX NYLON ZINC LOCK	F81034-2	4	
<b>23</b>	NUT, M12 THIN ZINC	F81034-6	8	
<b>24</b>	WASHER, Z 6.1 SPLIT LOCK ZINC	F81053-3	3	
<b>25</b>	WASHER, 8.2 SPLIT LOCK ZINC	F81054-4	4	
<b>26</b>	WASHER, 10.2 SPLIT LOCK ZINC	F81055-2	2	
<b>27</b>	WASHER, 13 FLAT ZINC	F81056-1	12	
<b>28</b>	WASHER, Z12.2 SPLIT LOCK ZINC	F81056-2	2	

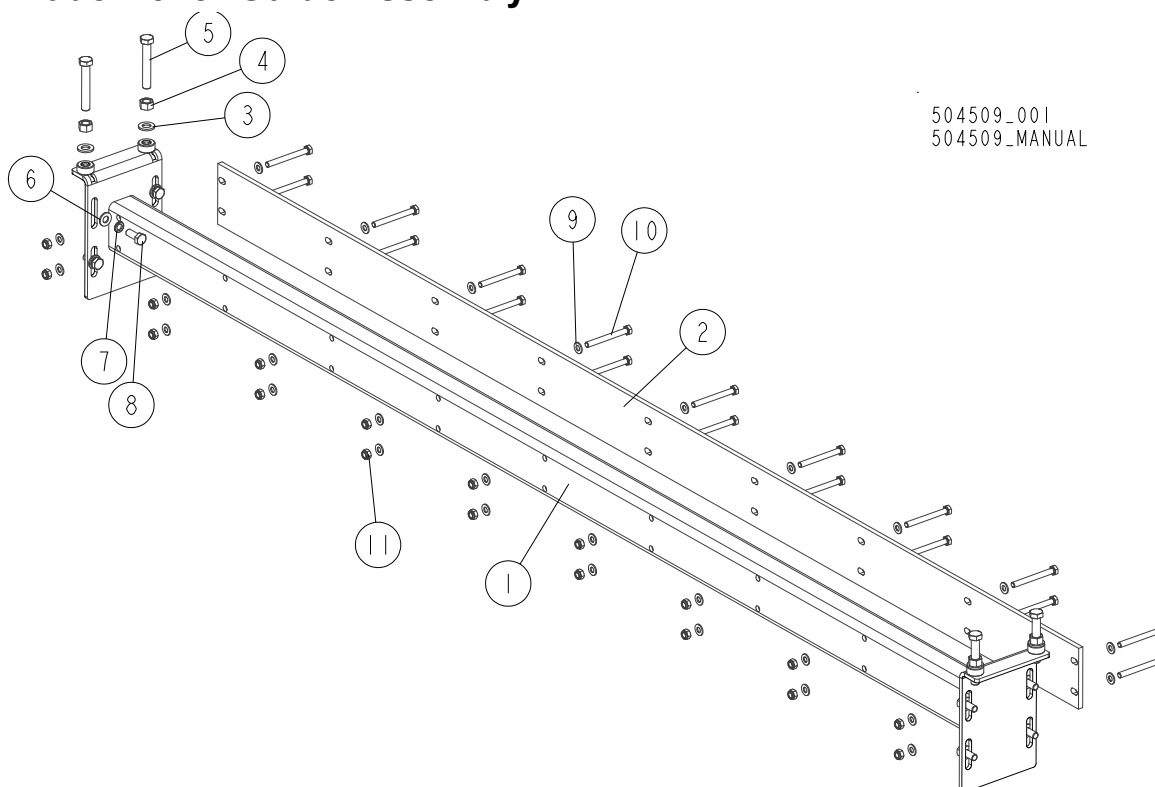
**2.14 Blade Guide Assembly**



REF.	DESCRIPTION (◆ Indicates Parts Available In Assemblies Only)	PART #	QTY
	BLADE GUIDE - RIGHT	501565	1
	BLADE GUIDE - LEFT	504435	1
1	BEARING, (MCGILL) CAM FOLLOWER	012797	2
	ROLLER, WM1000 BLADE STOP - COMPLETE	500380	1
2	BEARING, 6204 2RS-CX	088447	1
3	RING, W47 RETAINING	089653	1
4	ROLLER, WM1000 BLADE STOP	500378-1	1
5	AXLE, WM1000 BLADE STOP ROLLER MOUNT ZINC	500379-1	1

6	RING, Z20 RETAINING	F81090-27	1	
7	BLOCK, WM1000 BLADE GUIDE ZINC	501052-1	2	
8	BAR, WM1000 BLADE GUIDE BLOCK RETAINER	501053-1	2	
	ROLLER, BLADE GUIDE COMPLETE	501563	4	
9	BEARING, 6201-2RS CX	089060	2	
10	ROLLER, WM1000 BLADE GUIDE	501562-1	1	
11	RING, W32 RETAINING	F81090-5	2	
12	BAR, WM1000 BLADE GUIDE ROLLER MOUNT	501564-1	2	
13	BRACKET, WM1000 BLADE GUIDE RIGHT	501567-1	1	
	BRACKET, WM1000 BLADE GUIDE LEFT	504434-1	1	
14	PLATE, WM1000 ROLLER BRACKET RETAINING	501571-1	2	
15	BRACKET, WM1000 ROLLER LOWER	501572-1	1	
16	BRACKET, 08B WM1000 CHAIN ZINC	501581-1	1	
17	BUSHING, $\frac{1}{2}$ 13X $\frac{1}{2}$ 20X10 WM1000 ZINC	502665-1	4	
18	BAR, WM1000 BLADE GUIDE ROLLER MOUNT	503056-1	2	
19	NUT, 5/8"-18 ZINC	F05010-11	2	
20	BOLT, M8X35 -8.8-HEX HEAD FULL THREAD ZINC	F81002-13	10	
21	BOLT, M8X20-8.8-B-HEX HEAD FULL THREAD ZINC	F81002-4	4	
22	BOLT, M8X25-8.8-B-HEX HEAD FULL THREAD ZINC	F81002-5	2	
23	BOLT, M12X25-8.8-HEX HEAD FULL THREAD ZINC	F81004-31	1	
24	BOLT, M12X40-8.8-HEX HEAD FULL THREAD ZINC	F81004-4	4	
25	BOLT, M12X55 - 8.8 HEX HEAD FULL THREAD ZINC	F81004-43	4	
26	BOLT, M12X60-8.8-HEX HEAD FULL THREAD ZINC	F81004-51	2	
27	BOLT, M24X120 8.8 HEX HEAD FULL THREAD ZINC	F81009-6	1	
28	NUT, M12-8-B HEX ZINC	F81034-1	2	
29	NUT, M24-04-B-HEX THIN ZINC	F81039-3	1	
30	WASHER, 8.4-FLAT ZINC	F81054-1	8	
31	WASHER, 8.5 SPECIAL FLAT ZINC	F81054-11	8	
32	WASHER, 8.2 SPLIT LOCK ZINC	F81054-4	16	
33	WASHER, 13 FLAT ZINC	F81056-1	6	
34	WASHER, 12.2 SPLIT LOCK ZINC	F81056-2	9	
35	WASHER, 16.3 SPLIT LOCK ZINC	F81058-2	2	
36	WASHER, 25 FLAT ZINC	F81061-3	1	

**2.15 Blade Roller Guide Assembly**

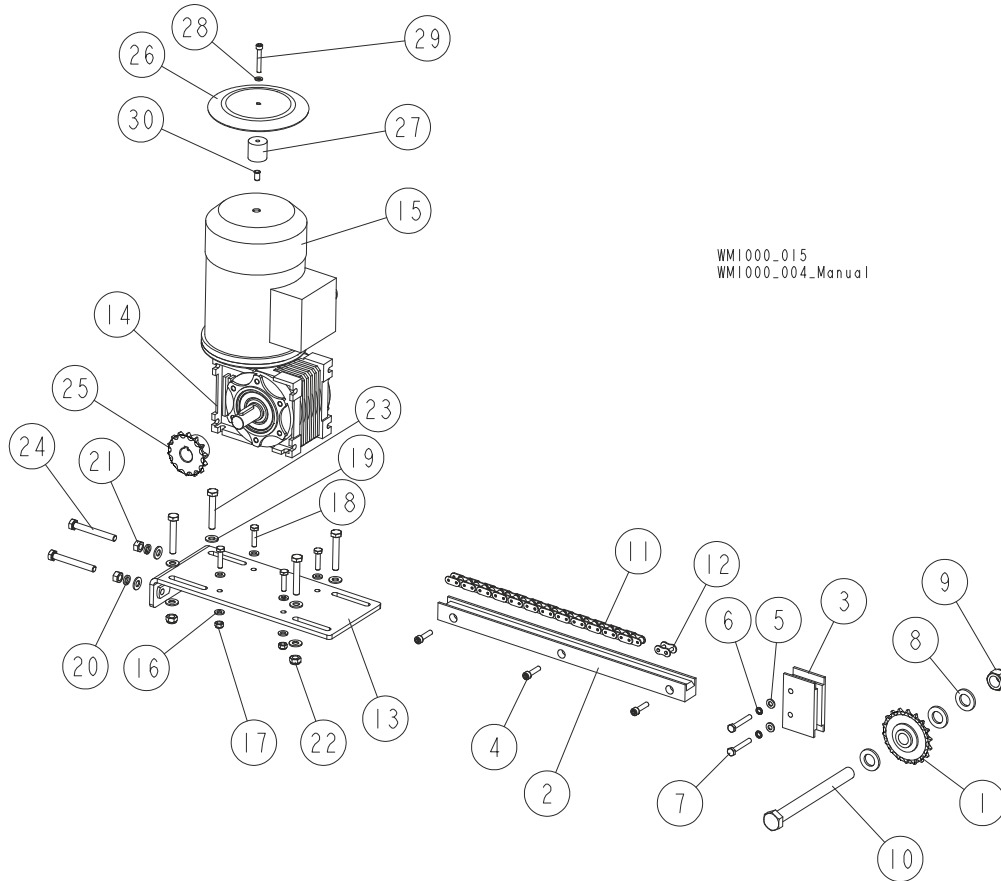


504509\_001  
504509\_MANUAL

REF.	DESCRIPTION (◆ Indicates Parts Available In Assemblies Only)	PART #	QTY
	<b>GUIDE ASSEMBLY, WM1000 BLADE ROLLER</b>	<b>504509</b>	<b>1</b>
1	TUBE, BLADE GUIDE	502468-1	1
2	ROD, ROLLER GUIDE	503860-1	1
3	WASHER, 13 FLAT ZINC	F81056-1	4
4	NUT, M12-8-B HEX ZINC	F81034-1	4
5	BOLT, M12 X 75-8.8 HEX HEAD ZINC	F81004-21	4
6	WASHER, 10.5 FLAT ZINC	F81055-1	8
7	WASHER, 10.2 SPLIT LOCK ZINC	F81055-2	8
8	BOLT, M10 X 25 8.8 HEX HEAD FULL THREAD ZINC	F81003-31	8
9	WASHER, 8.4 FLAT ZINC	F81054-1	36
10	BOLT, M8 X 75 8.8 HEX HEAD ZINC	F81002-91	18
11	NUT, M8-8-B HEX NYLON LOCK ZINC	F81032-2	18



## 2.16 Blade Guide Drive Assembly

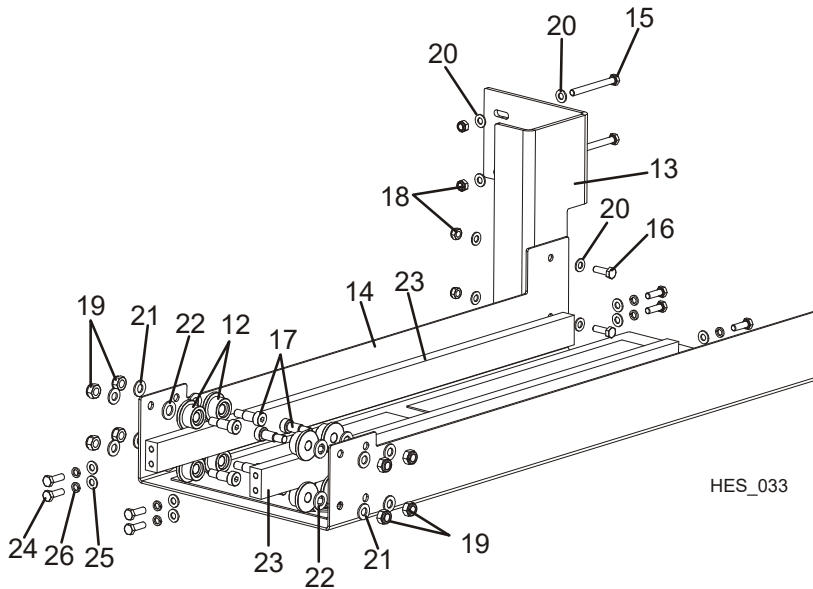
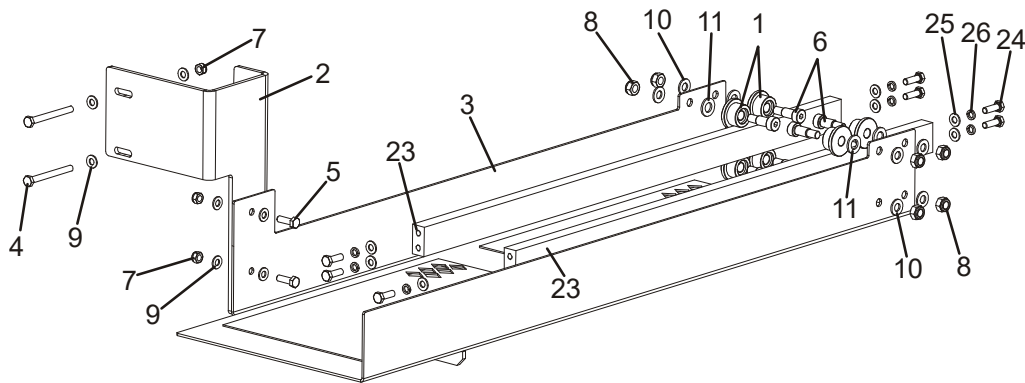


WM1000\_015  
WM1000\_004\_Manual

REF.	DESCRIPTION (◆ Indicates Parts Available In Assemblies Only)	PART #	QTY
1	SPROCKET, Z=18 LARGE	088700	1
2	GUIDE, CHAIN REAR	502784	1
3	COVER, CHAIN UPPER	504564	1
4	SCREW, M6X25-8.8 HEX SOCKET HEAD CAP ZINC	F81001-41	3
5	WASHER, 6.4 FLAT ZINC	F81053-1	2
6	WASHER, Z 6.1 SPLIT LOCK ZINC	F81053-3	2
7	BOLT, M6X40-8.8 HEX HEAD FULL THREAD ZINC	F81001-5	2
8	WASHER, 17 SPLIT LOCK ZINC	F81058-1	3
9	NUT, M16-8 HEX NYLON ZINC LOCK	F81036-2	1
10	BOLT, M16X170 HEX HEAD ZINC	F81006-39	1
-	CHAIN, WM1000 BLADE GUIDE LEFT	504719	1
11	CHAIN, 08B-1 - 4.6M WM1000	504718	1
12	LINK, 08B-1PZ MASTER	091625	1
-	DRIVE ASSEMBLY, BLADE GUIDE	504785	1
13	PLATE WELDMENT, WM1000 BLADE GUIDE REDUCER MOUNT	504784-1	1
14	REDUCER, KACPEREK MR-40-21-140/14 V5	597512	1
15	MOTOR, SKH71-4A1/8213/1, 0.25KW, 1400, 230/400V	526634	1

REF.	DESCRIPTION (◆ Indicates Parts Available In Assemblies Only)	PART #	QTY	
16	WASHER, 6.4 FLAT ZINC	F81053-1	8	
17	NUT, M6-8-B HEX NYLON ZINC LOCK	F81031-2	4	
18	BOLT, M6X25-8.8 HEX HEAD FULL THREAD ZINC	F81001-3	4	
19	WASHER, 8.4 FLAT ZINC	F81054-1	10	
20	WASHER, 8.2 SPLIT LOCK ZINC	F81054-4	2	
21	NUT, M8-8-B HEX ZINC	F81032-1	2	
22	NUT, M8-8-B HEX NYLON ZINC LOCK	F81032-2	4	
23	BOLT, M8X50-8.8 HEX HEAD FULL THREAD ZINC	F81002-19	4	
24	BOLT, M8X65 8.8 HEX HEAD FULL THREAD ZINC	F81002-9	2	
25	SPROCKET, 08B Z14 ZINC-PLATED	090702-1	1	
-	RAIN HOOD - COMPLETE	514459	1	
26	PLATE, RAIN HOOD	514460-1	1	
27	BUSHING, 5.1/30-25	514462	1	
28	WASHER, 5.3 FLAT ZINC	F81052-1	1	
29	SCREW, M5X35 8.8 HEX SOCKET HEAD CAP ZINC	F81000-73	1	
30	NUT, M5 G= 0.5-3.0 RIVET	F81033-17	1	

2.17 Blade Guide Tray

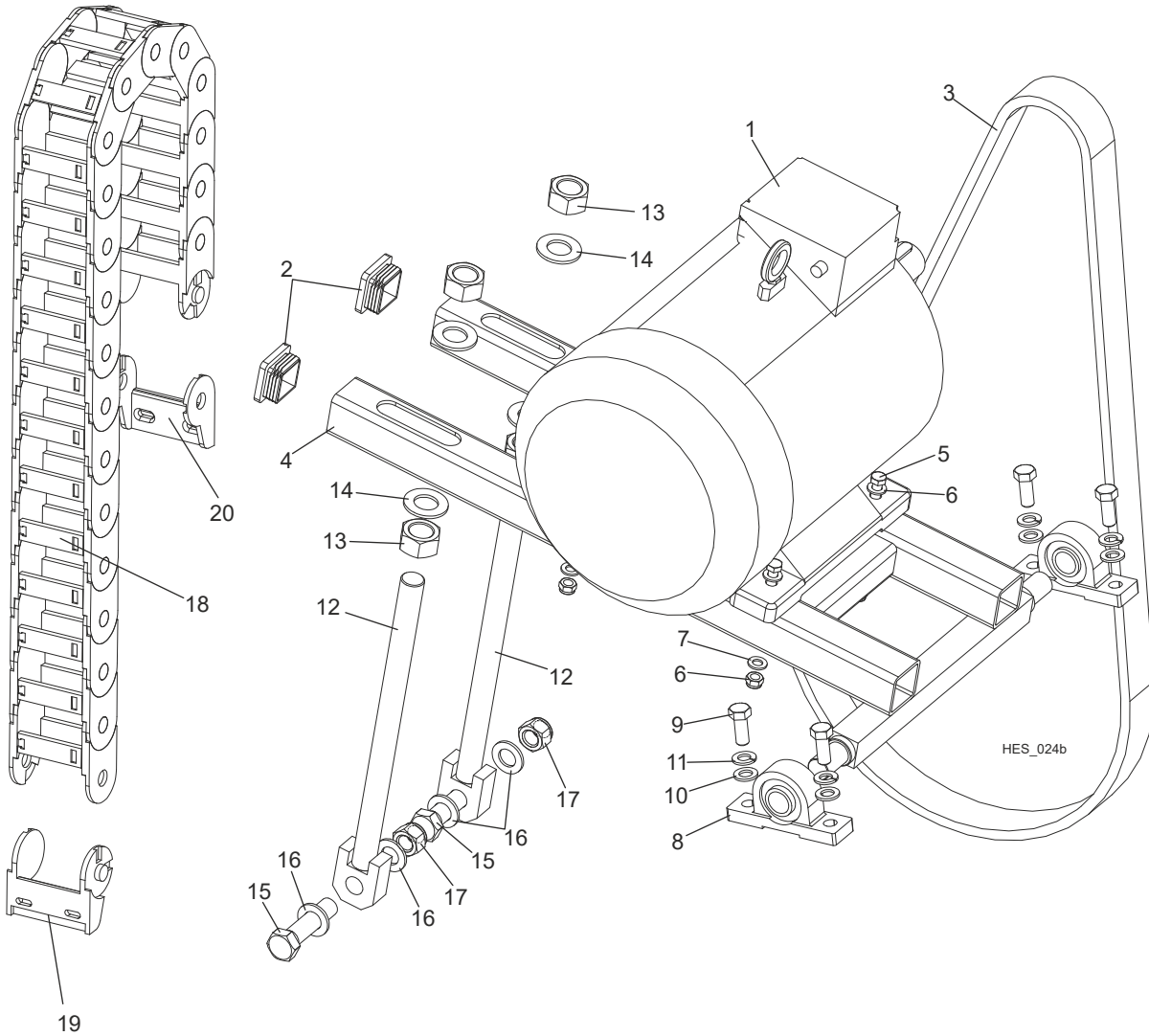


HES\_033

REF.	DESCRIPTION (◆ Indicates Parts Available in Assemblies Only)	PART #	QTY
	TRAY, BLADE GUIDE RIGHT - COMPLETE	504183	1
1	ROLLER, TRAY GUIDE	503329	8
2	BRACKET, BLADE GUIDE COVER RIGHT	504184-1	1
3	TRAY, BLADE GUIDE RIGHT	504787-1	1
4	BOLT, M8X80-8.8 HEX HEAD ZINC	F81002-18	2
5	BOLT, M8x25-8.8-B-HEX HEAD FULL THREAD	F81002-5	2
6	SCREW, 12/M10X20 12.9 ISO7379 BOSSARD SHOULDER	F81003-86	8
7	NUT, M8-8-B HEX NYLON ZINC LOCK	F81032-2	4
8	NUT, M10-8-B HEX NYLON ZINC LOCK	F81033-1	8
9	WASHER, 8.4 FLAT ZINC	F81054-1	8
10	WASHER, 10.5 FLAT ZINC	F81055-1	8
11	WASHER, 13 FLAT ZINC	F81056-1	8
	TRAY, BLADE GUIDE LEFT - COMPLETE	504625	1
12	ROLLER, TRAY GUIDE	503329	8
13	BRACKET, BLADE GUIDE COVER LEFT	504621-1	1

14	TRAY, BLADE GUIDE LEFT	504788-1	1	
15	BOLT, M8X80-8.8 HEX HEAD ZINC	F81002-18	2	
16	BOLT, M8x25-8.8-B HEX HEAD FULL THREAD ZINC	F81002-5	2	
17	SCREW, 12/M10X20 12.9 ISO7379 BOSSARD SHOULDER	F81003-86	8	
18	NUT, M8-8-B HEX NYLON ZINC LOCK	F81032-2	4	
19	NUT, M10-8-B HEX NYLON ZINC LOCK	F81033-1	8	
20	WASHER, 8.4 FLAT ZINC	F81054-1	8	
21	WASHER, 10.5 FLAT ZINC	F81055-1	8	
22	WASHER, 13 FLAT ZINC	F81056-1	8	
23	BAR, BLADE GUIDE COVER	504182-1	4	
24	BOLT, M8x25-8.8-B HEX HEAD ZINC	F81002-5	16	
25	WASHER, 8.4 FLAT ZINC	F81054-1	16	
26	WASHER, 8.2 SPLIT LOCK ZINC	F81054-4	16	

2.18 22kW/30kW/37kW Motor Assembly

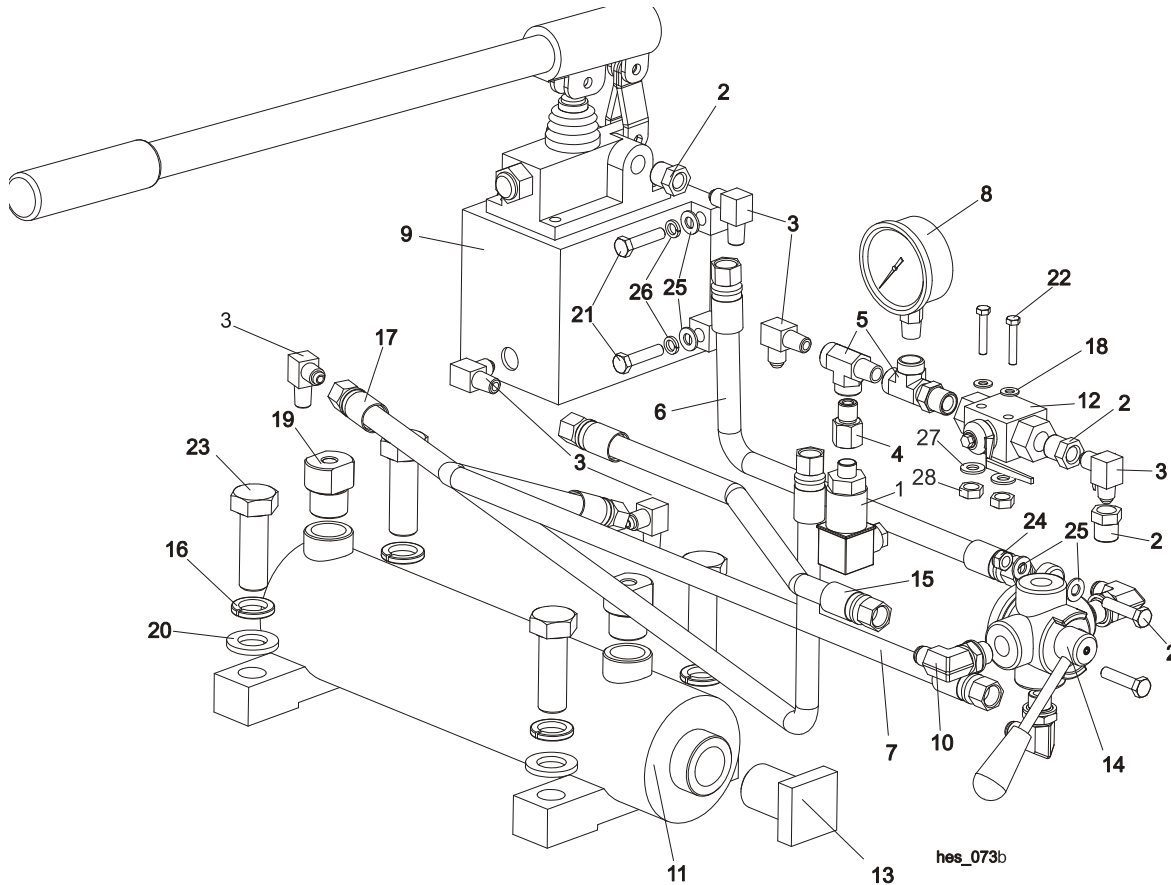


REF.	DESCRIPTION (◆ Indicates Parts Available In Assemblies Only)	PART #	QTY
	MOTOR KIT, 22kW WM1000	504776	1
1	MOTOR, 22 kW 1LG4186-4AA60-Z G26+C01	093897	1
2	CAP, 60x60 #199211 TUBE END	089710	2
3	V-BELT, 3B BP LE 2640 COMBINED	504790	1
4	MOUNT WELDMENT, 22kW WM1000 MOTOR	504775-1	1
5	BOLT, M12x110-8.8-B HEX HEAD ZINC	F81004-47	4
6	NUT, M12-8 HEX NYLON ZINC LOCK	F81034-2	4
7	WASHER, 13 FLAT ZINC	F81056-1	8
8	BEARING, UCP 206 CX W/HOUSING	099254	2
9	BOLT, M16x40-8.8 HEX HEAD FULL THREAD ZINC	F81006-13	4
10	WASHER, 17 FLAT ZINC	F81058-1	4
11	WASHER, 16.3 SPLIT LOCK ZINC	F81058-2	4
12	SCREW, MOTOR TENSION	501800-1	2
13	NUT, M30 HEX ZINC	F81038-3	4
14	WASHER, 31 FLAT ZINC	F81061-9	4
15	BOLT, M24x100 8.8 HEX HEAD ZINC	F81009-10	2

**2****WM1000 SAWMILL SAW HEAD***22kW/30kW/37kW Motor Assembly*

<b>16</b>	WASHER, 25 FLAT ZINC	F81061-3	4	
<b>17</b>	NUT, M24x2-8-A HEX NYLON ZINC LOCK	F81039-10	2	
<b>18</b>	CARRIER, INGUS 27.07.063 CABLE	088048	2	
	BRACKET SET, 2607.12PZ CABLE CARRIER	087773	2	
<b>19</b>	BRACKET, INGUS 2607.2PZ W/PIN	088600	1	
<b>20</b>	BRACKET, INGUS 2607.1PZ W/BORE	088601	1	
	CABLE SEPARATOR	088048-S	20	

## 2.19 Hydraulic Blade Tensioner Assembly



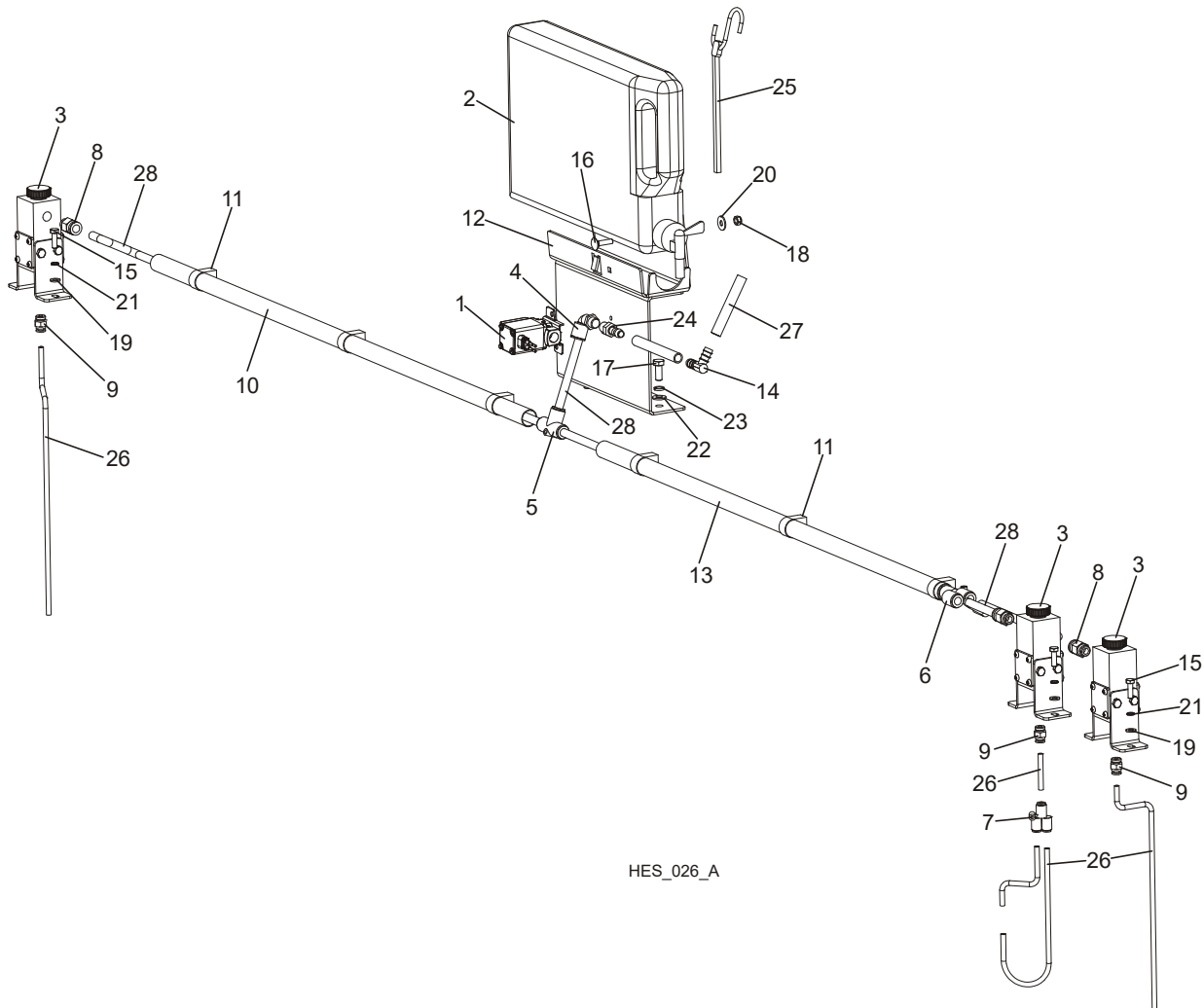
REF.	DESCRIPTION (◆ Indicates Parts Available In Assemblies Only)	PART #	QTY
	TENSIONER ASSEMBLY, WM1000 HYDRAULIC BLADE	504325	1
1	SWITCH, F4Z1/M3-20 BAR PRESSURE	504830	1
2	FITTING, 3/8NPT- 1/4NPT REDUCER	015490	4
3	FITTING, LOG CLAMP	015491	7
4	FITTING, 504830 PRESSURE SWITCH	507052-1	1
5	FITTING, C3759X4 MALE RUN TEE	015486	2
6	HOSE, 3/8" SECTION TO OIL FLOW DIVIDER 0.43	089845	1
7	HOSE, 3/8" HYD. VALVE TO 1ST TEE CONNECTOR 0.72M	089851	1
8	GAUGE, 3000PSI HYDRAULIC	090552	1
9	PUMP, PMS12/TNK1 MANUAL W/TANK 1L	092789	1
10	FITTING, 3/8" BSP-9/16" JIC ELBOW	096335	3
11	CYLINDER, CJ7F800X200 „BARTEX“	501386	1
12	VALVE, 3/8 " G BALL	502056	1
13	SCREW, BLADE TENSIONER CYLINDER	502459-1	1
14	VALVE, 4-WAY IDF 4V02C	504324	1
15	HOSE, 3/8 - 365 HYDRAULIC	504704	1
16	WASHER, Z 20.5-SPLIT LOCK ZINC	F81059-1	4
17	HOSE, 3/8 - 830 HYDRAULIC	504707	1
18	WASHER, 5.3 FLAT ZINC	F81052-1	2

**2****WM1000 SAWMILL SAW HEAD***Hydraulic Blade Tensioner Assembly*

19	FITTING, M27X2 - 1/4NPT	504710-1	2	
20	WASHER, 21 FLAT ZINC	F81059-2	4	
21	BOLT, M8X35 -8.8-HEX HEAD FULL THREAD ZINC	F81002-13	6	
22	BOLT, M5X45 DIN933 A2-70 STAINLESS STEEL	F81000-22	2	
23	BOLT, M20X60-8.8 HEX HEAD ZINC	F81007-7	4	
24	NUT, M8-8-B HEX NYLON ZINC LOCK	F81032-2	4	
25	WASHER, 8.4 FLAT ZINC	F81054-1	12	
26	WASHER, 8.2 SPLIT LOCK ZINC	F81054-4	4	
27	WASHER, 5.5 FLAT ZINC SPECIAL	F81052-3	2	
28	NUT, M5-8-FE/ZN5 DIN985	F81030-2	2	



2.20 Oil Supply Assembly

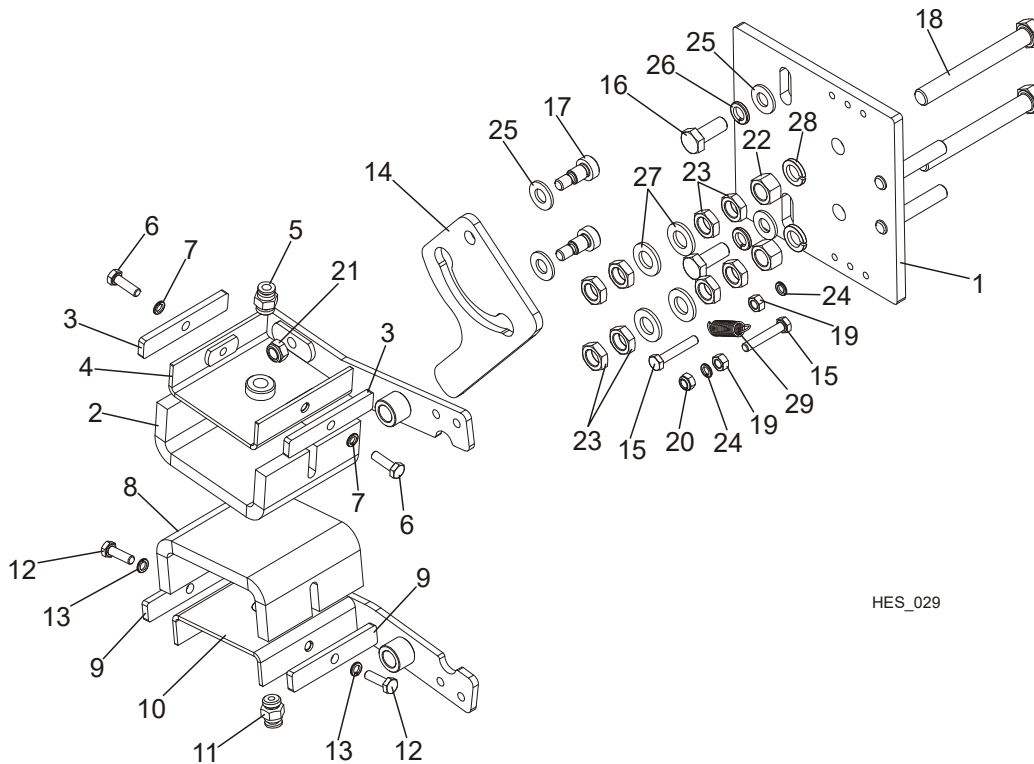


HES\_026\_A

REF.	DESCRIPTION (◆ Indicates Parts Available In Assemblies Only)	PART #	QTY
	OIL SUPPLY ASSEMBLY	504320	1
1	SOLENOID, WATER LUBE	509113	1
2	BOTTLE, 5L OIL	049119	1
3	DISPENSER, OIL	502660	3
4	FITTING, KQ2L 10-02S 1/4"-18 UNF ELBOW	503972	1
5	FITTING, KQ2T 10-00 1/4" TYPE-T	503973	1
6	FITTING, KQ2U 10-00 1/4" TYPE-Y	503974	1
7	FITTING, KQ2U 06-00 1/4" TYPE-Y	503975	1
8	FITTING, 10MM (KAH10-U02) STRAIGHT	503976	3
9	FITTING, 6MM (KAH6-U02) STRAIGHT	503977	3
10	TUBE, PVC-22, L=935MM	504318	1
11	HOLDER, U-22 TUBE	504319	6
12	BRACKET, WM1000 OIL BOTTLE	504322-1	1
13	TUBE, PVC-22, L=850MM	504702	1
14	FITTING, 90° 10MM ELBOW	504800	1
15	BOLT, M6X20-8.8 HEX HEAD FULL THREAD ZINC	F81001-2	6
16	BOLT, M6X25-8.8-CARRIAGE HEAD ZINC	F81001-20	1

17	BOLT, M8X20-8.8-B-HEX HEAD FULL THREAD ZINC	F81002-4	2	
18	NUT, M6-8-B-HEX NYLON ZINC LOCK	F81031-2	1	
19	WASHER, 6.4 FLAT ZINC	F81053-1	6	
20	WASHER, 6.5 SPECIAL FLAT ZINC	F81053-11	1	
21	WASHER, Z 6.1 SPLIT LOCK ZINC	F81053-3	6	
22	WASHER, 8.4 FLAT ZINC	F81054-1	2	
23	WASHER, 8.2 SPLIT LOCK ZINC	F81054-4	2	
24	FITTING, 3/8" BARB 1/4" NPT MALE NYLON	P04682	1	
25	STRAP, 24" RUBBER WITH HOOKS	P11258	1	
26	HOSE, 6MM AIR	R01869-3	2.5RM	
27	TUBING, WATER LUBE	R01885	0.2m	
28	HOSE, 10X6.5 25M POLYURETHANE	R80588-8	2.5RM	

2.21 Blade Wiper Assembly



HES\_029

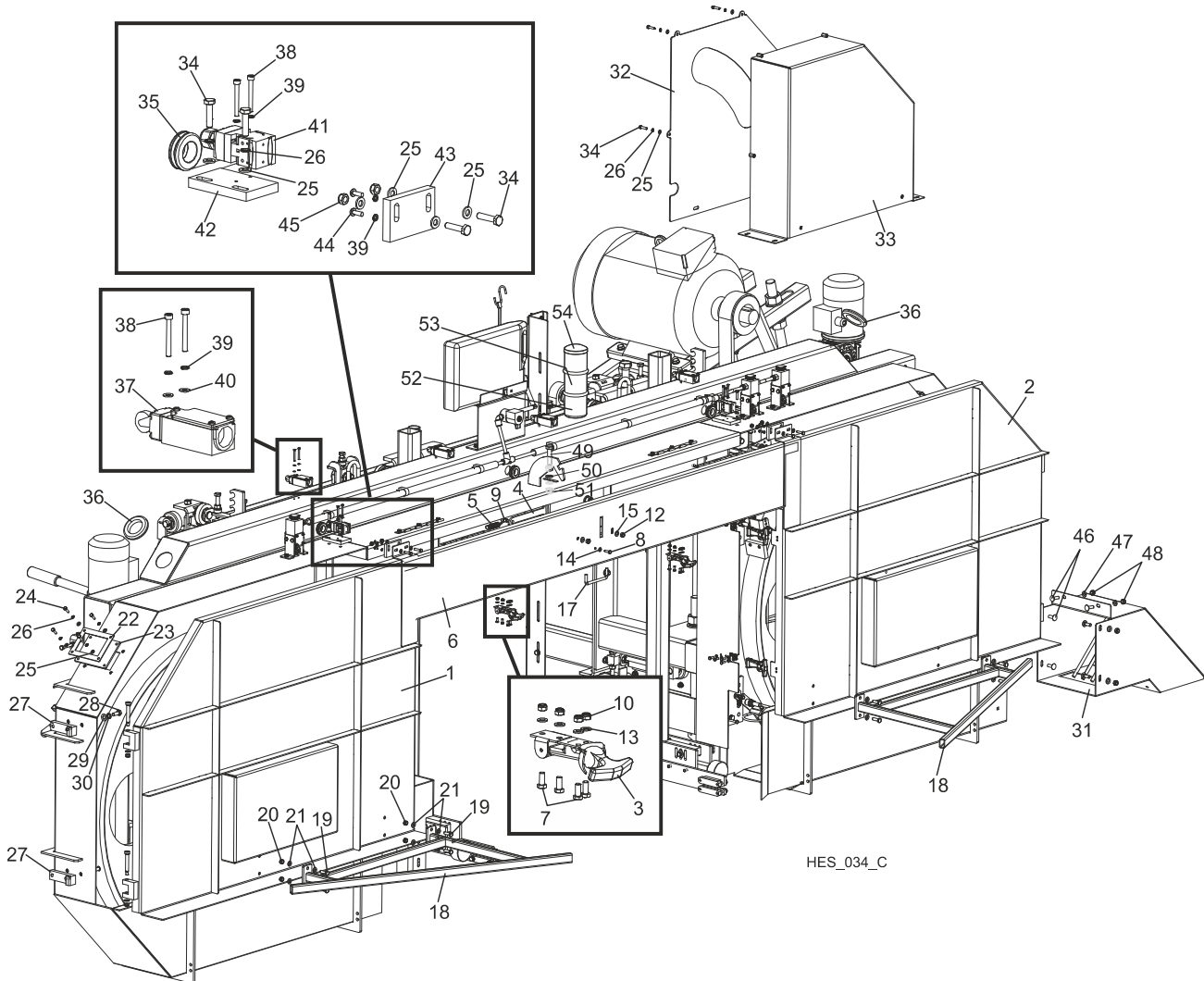
REF.	DESCRIPTION (◆ Indicates Parts Available In Assemblies Only)	PART #	QTY
	BLADE WIPER ASSEMBLY	500830	1
1	BRACKET, BLADE WIPER ZINC	500825-1	1
	BLADE WIPER ASSEMBLY - UPPER	500986	1
2	PAD, FELT	500808	1
3	FLAT BAR, FELT MOUNT ZINC	500813-1	2
4	ARM, FELT MOUNT ZINC RIGHT	500832-1	1
5	FITTING, 6MM (KAH06-U02) STRAIGHT	503977	1
6	BOLT, M6X20-8.8-HEX HEAD FULL THREAD ZINC	F81001-2	2
7	WASHER, Z 6.1 SPLIT LOCK ZINC	F81053-3	2
	BLADE WIPER ASSEMBLY - LOWER	500987	1
8	PAD, FELT	500808	1
9	FLAT BAR, FELT MOUNT ZINC	500813-1	2
10	ARM, FELT MOUNT ZINC LEFT	500833-1	1
11	FITTING, 6MM (KAH06-U02) STRAIGHT	503977	1
12	BOLT, M6X20-8.8-HEX HEAD FULL THREAD ZINC	F81001-2	2
13	WASHER, Z 6.1 SPLIT LOCK ZINC	F81053-3	2
14	CAM, BLADE WIPER ASSEMBLY	502666-1	1
15	BOLT, M6X35 8.8HEX HEAD ZINC	F81001-71	2
16	BOLT, M10X25-8.8-HEX HEAD FULL THREAD ZINC	F81003-11	2
17	SCREW, 10/M8X12-12.9 ISO-7379 SHOULDER	F81003-62	2
18	BOLT, M12X100 8.8 HEX HEAD FULL THREAD ZINC	F81004-45	2
19	NUT, M6-8-HEX ZINC	F81031-1	2
20	NUT, M6-8-B-HEX NYLON ZINC LOCK	F81031-2	1
21	NUT, M8-8-B-HEX NYLON ZINC LOCK	F81032-2	2

**2****WM1000 SAWMILL SAW HEAD***Blade Wiper Assembly*

---

<b>22</b>	NUT, M12-8-B HEX ZINC	F81034-1	2	
<b>23</b>	NUT, M12 THIN ZINC	F81034-6	8	
<b>24</b>	WASHER, Z 6.1 SPLIT LOCK ZINC	F81053-3	2	
<b>25</b>	WASHER, 10.5 FLAT ZINC	F81055-1	4	
<b>26</b>	WASHER, 10.2 SPLIT LOCK ZINC	F81055-2	2	
<b>27</b>	WASHER, 13 FLAT ZINC	F81056-1	4	
<b>28</b>	WASHER, Z12.2 SPLIT LOCK ZINC	F81056-2	2	
<b>29</b>	SPRING, 1.6X12X38 EXTENSION	092208	1	

2.22 Saw Head Covers



HES\_034\_C

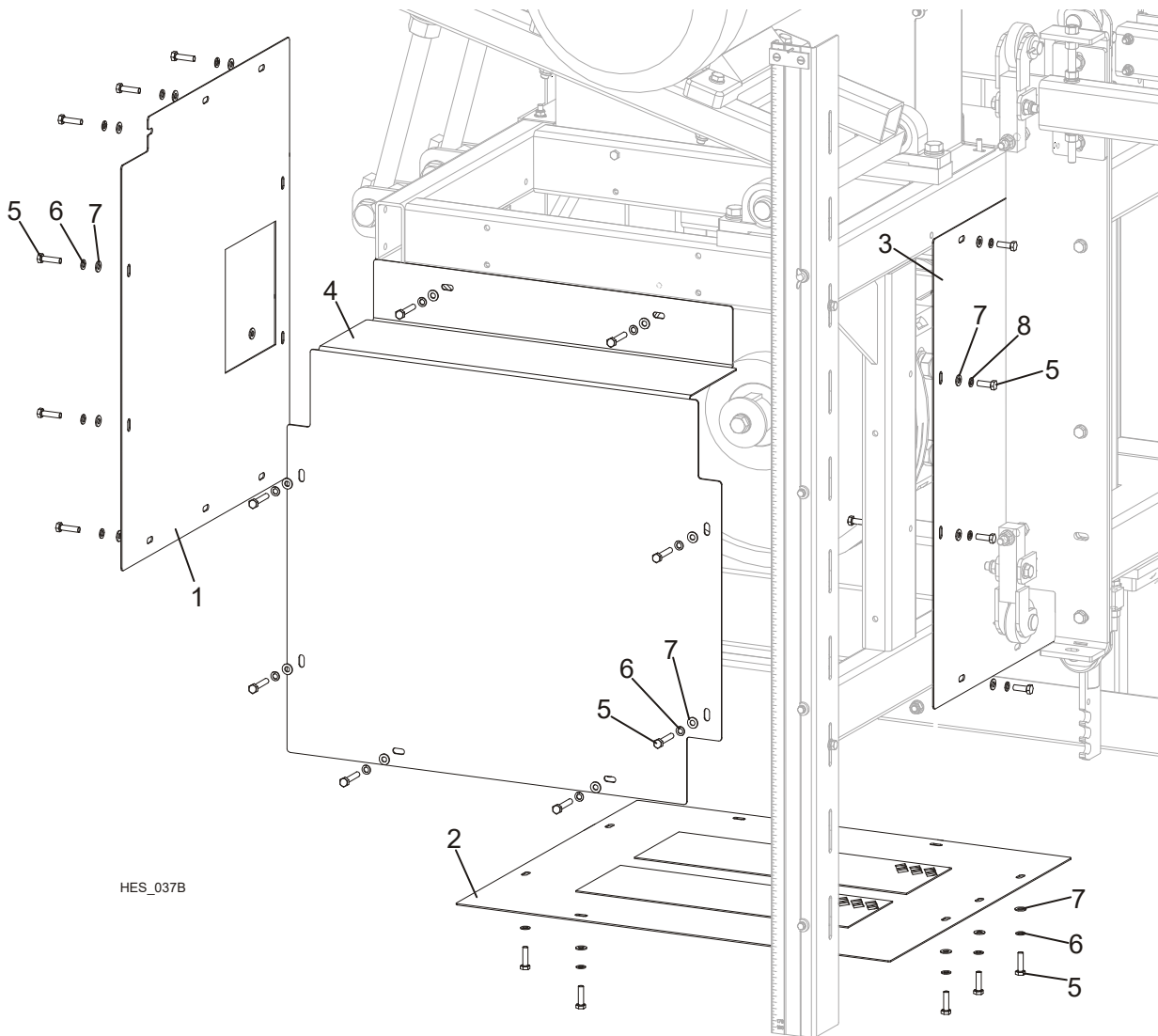
REF.	DESCRIPTION (◆ Indicates Parts Available In Assemblies Only)	PART #	QTY
1	COVER, WM1000 SAW HEAD LEFT	501744-1	1
2	COVER, WM1000 SAW HEAD RIGHT	501745-1	1
	COVER, WM1000 SAW HEAD FRONT	504178	1
3	LATCH, FLEXIBLE DRAW	014829	2
4	PAWL, LOCKING	090643-1	1
5	SPRING, 1,6X12X38 EXTENSION	092208	1
6	COVER, WM1000 SAW HEAD FRONT	504177-1	1
7	BOLT, M5X12-5.8-HEX HEAD FULL THREAD ZINC	F81000-5	8
8	BOLT, M6X20-8.8-HEX HEAD FULL THREAD ZINC	F81001-2	1
9	SCREW, 10/M8X12-12.9 ISO-7379 SHOULDER	F81003-62	2
10	NUT, M5-8- DIN 985 ZINC	F81030-2	8
11	NUT, M6-8-B-HEX NYLON ZINC LOCK	F81031-2	2
12	NUT, M8-8-B-HEX NYLON ZINC LOCK	F81032-2	2
13	WASHER, 5.3 FLAT ZINC	F81052-1	8

## 2 WM1000 SAWMILL SAW HEAD

### Saw Head Covers

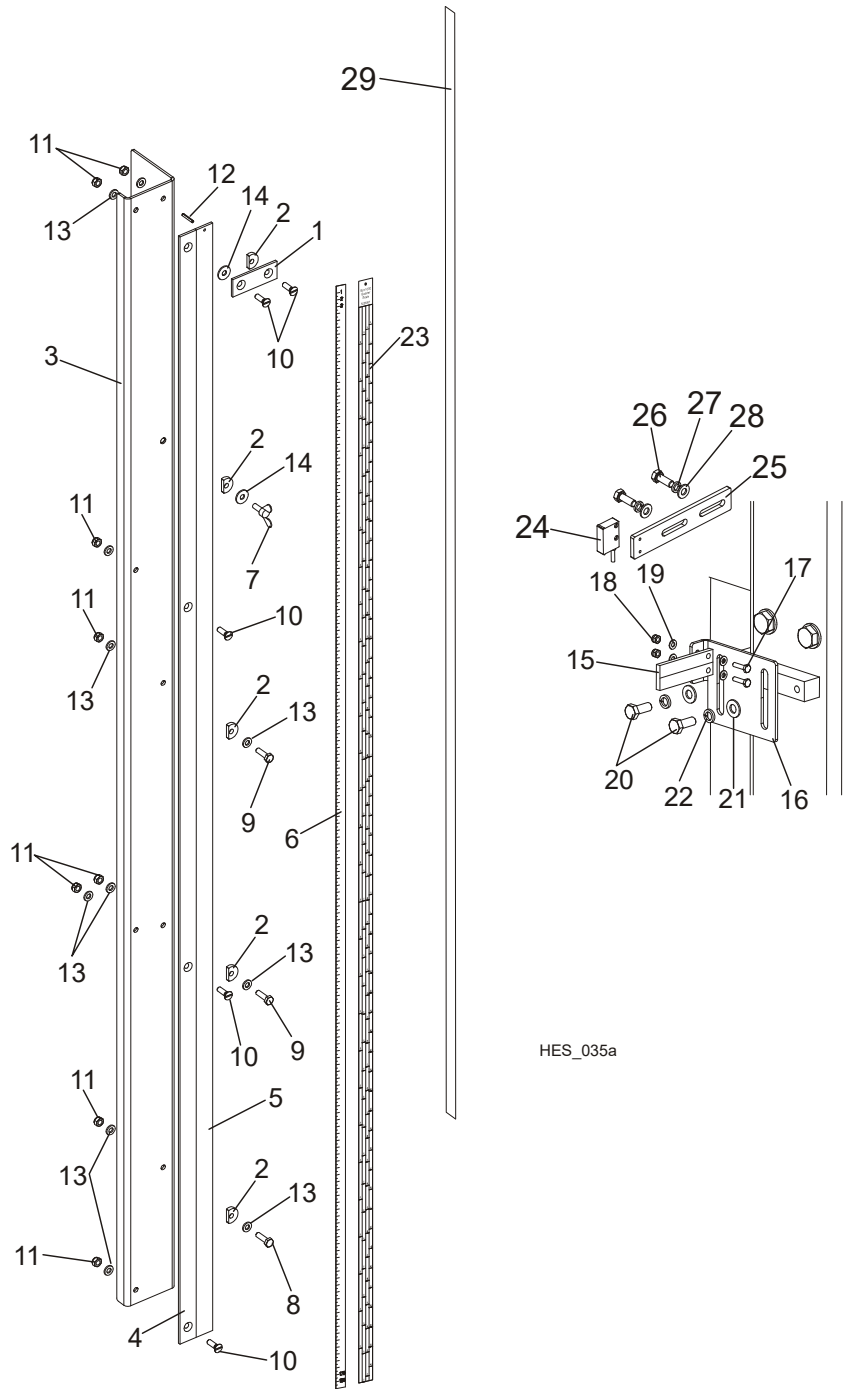
14	WASHER, 6.4 FLAT ZINC	F81053-1	2	
15	WASHER, 8.4 FLAT ZINC	F81054-1	2	
16	WASHER, 10.5 FLAT ZINC	F81055-1	2	
17	HANDLE W/BOLTS	P08065	1	
	GUARD, WM1000 SAW HEAD SAFETY FRONT - COMPLETE	504510	2	
18	GUARD, SAW HEAD SAFETY FRONT	504584-1	1	
19	BOLT, M8X25-8.8-B-HEX HEAD FULL THREAD ZINC	F81002-5	4	
20	NUT, M8-8-B-HEX NYLON ZINC LOCK	F81032-2	4	
21	WASHER, 8.4 FLAT ZINC	F81054-1	8	
22	VIEWFINDER	504146	2	
23	FRAME, VIEWFINDER MOUNTING	504147-1	2	
24	BOLT, M6X20-8.8-HEX HEAD FULL THREAD ZINC	F81001-2	8	
25	WASHER, 6.4 FLAT ZINC	F81053-1	20	
26	WASHER, Z 6.1 SPLIT LOCK ZINC	F81053-3	20	
27	BRACKET, WM1000 COVER HINGE INNER	502458-1	4	
28	BOLT, M10X25-8.8-HEX HEAD FULL THREAD ZINC	F81003-11	8	
29	WASHER, 10.5 FLAT ZINC	F81055-1	8	
30	WASHER, 10.2 SPLIT LOCK ZINC	F81055-2	8	
31	CHUTE, WM1000 SAWDUST	502017-1	1	
32	PLATE, COVER REAR	502021-1	1	
33	COVER, WM1000 UPPER	502022-1	1	
34	BOLT, M6X25-5.8 HEX HEAD FULL THREAD ZINC	F81001-3	12	
35	GROMMET, RUBBER 22MM ID	087400	3	
36	GROMMET, RUBBER 55MM	085614	2	
37	SWITCH, GLCB01A2B (HONEYWELL) LIMIT	086469	4	
38	BOLT, M4X35-8.8 HEX SOCKET HEAD ZINC	F81011-34	12	
39	WASHER, Z 4.1 SPLIT LOCK ZINC	F81051-1	8	
40	WASHER, 4.3 FLAT ZINC	F81051-2	8	
41	SWITCH, AZ17-11ZRK SAFETY	094232	2	
42	FLAT BAR, LIMIT SWITCH GUIDE MOUNTING	504189-1	2	
43	FLAT BAR, LIMIT SWITCH GUIDE MOUNTING	504669-1	2	
44	SCREW, M4X12-5.8-B CROSS RECESSED PAN HEX	F81011-43	4	
45	NUT, M6-8-B-HEX NYLON ZINC LOCK	F81031-2	4	
46	BOLT, M8 X 20 CARRIAGE HEAD ZINC	F81002-11	6	
47	WASHER, 8.4 FLAT ZINC	F81054-1	6	
48	NUT, M8-8-B HEX NYLON ZINC LOCK	F81032-2	6	
49	<b>BOLT, M16X220 8.8- A2E FULL THREAD</b>	F81006-43	1	
50	<b>WASHER, 17 FLAT ZINC</b>	F81058-1	2	
51	<b>NUT, M16-5.8 HEX ZINC</b>	F81036-1	2	
52	<b>BASE, SL7-CB-IMH SIGNAL TOWER</b>	516942	1	
53	<b>LIGHT, SL7-BL24-R LED FLASHING</b>	516943	1	
54	<b>ACOUSTIC DEVICE, SL7-AP24</b>	516944	1	

## 2.23 Blade Motor Cage Covers



REF.	DESCRIPTION (◆ Indicates Parts Available In Assemblies Only)	PART #	QTY	
1	PLATE, WM1000 COVER SIDE	502020-1	1	
2	PLATE, WM1000 COVER	504161-1	1	
3	PLATE, WM1000 COVER SIDE RIGHT	504162-1	1	
4	PLATE, WM1000 COVER REAR	504163-1	1	
5	BOLT, M8X25-8.8-B HEX HEAD FULL THREAD	F81002-5	35	
6	WASHER 8.2 SPLIT LOCK ZINC	F81054-4	35	
7	WASHER, 8.4 FLAT ZINC	F81054-1	35	

**2.24 Scale**



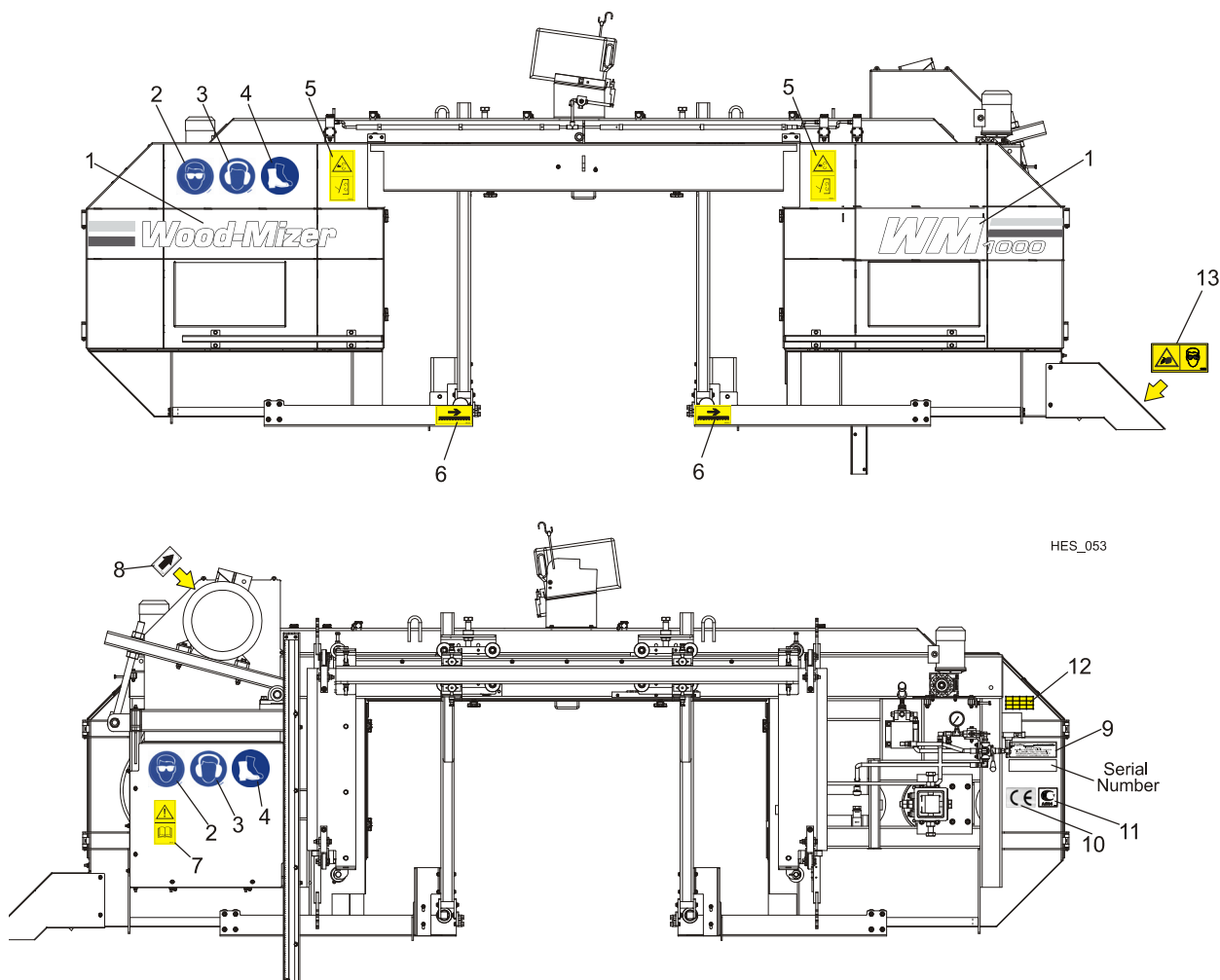
HES\_035a

REF.	DESCRIPTION (◆ Indicates Parts Available In Assemblies Only)	PART #	QTY	
	SCALE, WM1000 COMPLETE	504605	1	
1	BAR, SCALE MOUNT	093134	1	
2	WASHER, 6.2X20X4.5 SPECIAL	503098	5	
3	PLATE, SCALE MOUNTING	504607-1	1	
4	FLAT BAR, WM1000 SCALE	504608	1	
5	BAR, WM1000 INCH SCALE	504609	1	
6	SCALE, 0-180CM WM1000	504789	1	
7	BOLT, M6X16 BN276 DIN 316	F81001-16	1	



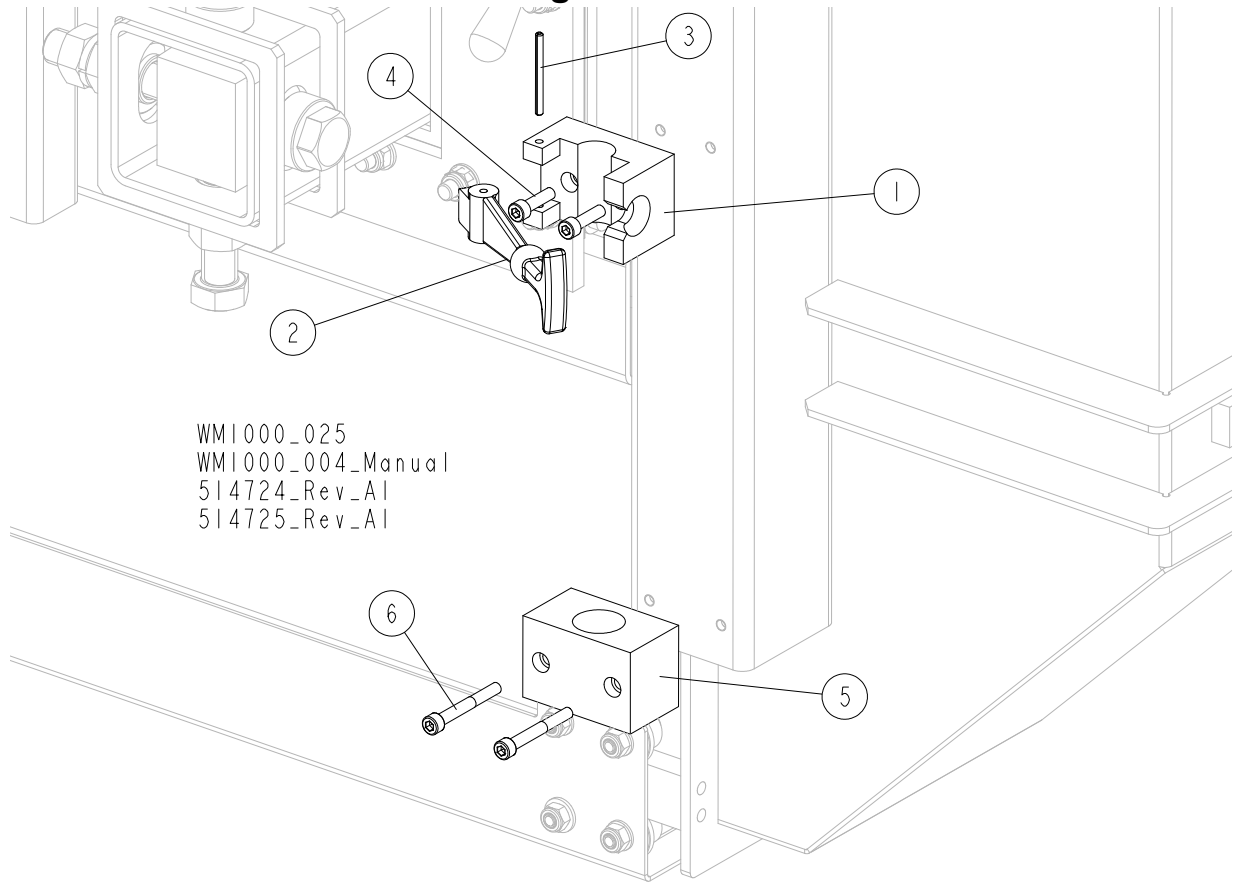
8	BOLT, M6X20-8.8 HEX HEAD FULL THREAD ZINC	F81001-2	1	
9	BOLT, M6X25-5.8 HEX HEAD FULL THREAD ZINC	F81001-3	2	
10	SCREW, M6X20-4.8-B ZINC	F81001-31	5	
11	NUT, M6-8-B-HEX NYLON ZINC LOCK	F81031-2	8	
12	PIN, 3X20 GEOMET ROLL	F81044-5	1	
13	WASHER, 6.4 FLAT ZINC	F81053-1	11	
14	WASHER, 6.5 SPECIAL FLAT ZINC	F81053-11	2	
	INDICATOR, WM1000 SCALE - COMPLETE	504610	1	
15	INDICATOR, SCALE	094821	1	
16	BRACKET, WM1000 SCALE INDICATOR	504616-1	1	
17	BOLT, M4X16 5.8 HEX HEAD FULL THREAD ZINC	F81011-6	2	
18	NUT, M4-B HEX NYLON ZINC LOCK	F81029-1	2	
19	WASHER, 4.3 FLAT ZINC	F81051-2	4	
20	BOLT, M8X20-8.8-B HEX HEAD FULL THREAD	F81002-4	2	
21	WASHER, 8.4 FLAT ZINC	F81054-1	2	
22	WASHER, 8.2 SPLIT LOCK ZINC	F81054-4	2	
23	SCALE, WM1000 QUARTER	506597	1	
24	SENSOR, MSK-320	096014	1	
25	BAR, WM1000 SENSOR ZINC-PL. MOUNTING	504661-1	1	
26	BOLT, M8x20-8.8-B HEX HEAD FULL THREAD ZINC	F81002-4	2	
27	WASHER 8.2 SPLIT LOCK ZINC	F81054-4	2	
28	WASHER, 8.4 FLAT ZINC	F81054-1	2	
29	TAPE, MB320 MAGNETIC (1M)	096014-1000	1	

## 2.25 Decals



REF	DESCRIPTION (u indicates parts available in assemblies only)	PART #	QTY	
	DECAL KIT, WM1000	505052	1	
1	DECAL, WM1000 SAWMILL	505053	1	
2	DECAL, EYE PROTECTION WARNING (PICTOGRAM)	S12004G	2	
3	DECAL, EAR PROTECTION WARNING (PICTOGRAM)	S12005G	2	
4	DECAL, USE SAFETY BOOTS (PICTOGRAM)	501465	2	
5	DECAL, CLOSE GUARDS BEFORE OPERATING	099220	2	
6	DECAL, BLADE MOVEMENT DIRECTION (PICTOGRAM)	096321	2	
7	DECAL, READ THE OPERATOR MANUAL	096317	1	
8	DECAL, 1465 RPM MOTOR DIRECTION	s200971	1	
9	DECAL, INTERNATIONAL SAWMILL NAME	501466	1	
10	DECAL, CE CERTIFIED SAWMILL - SMALL	P85070	1	
11	DECAL, RUSSIAN SAFETY CERTIFICATION	099401	1	
12	DECAL, BLADE TENSION VALUES	511621	1	
	DECAL, HAZARDOUS VOLTAGE INSIDE THE ELEC	096316	2	
	DECAL, REMOVE THE PLUG BEFORE OPENING THE BOX (PICTOGRAM)	096319	2	
13	DECAL, SAWDUST CHUTE WARNING (PICTOGRAM)	099222	1	
-	DECAL, TOOTHED GEAR WARNING	099540	1	

## 2.26 Blade Tensioner Handle Storage Brackets



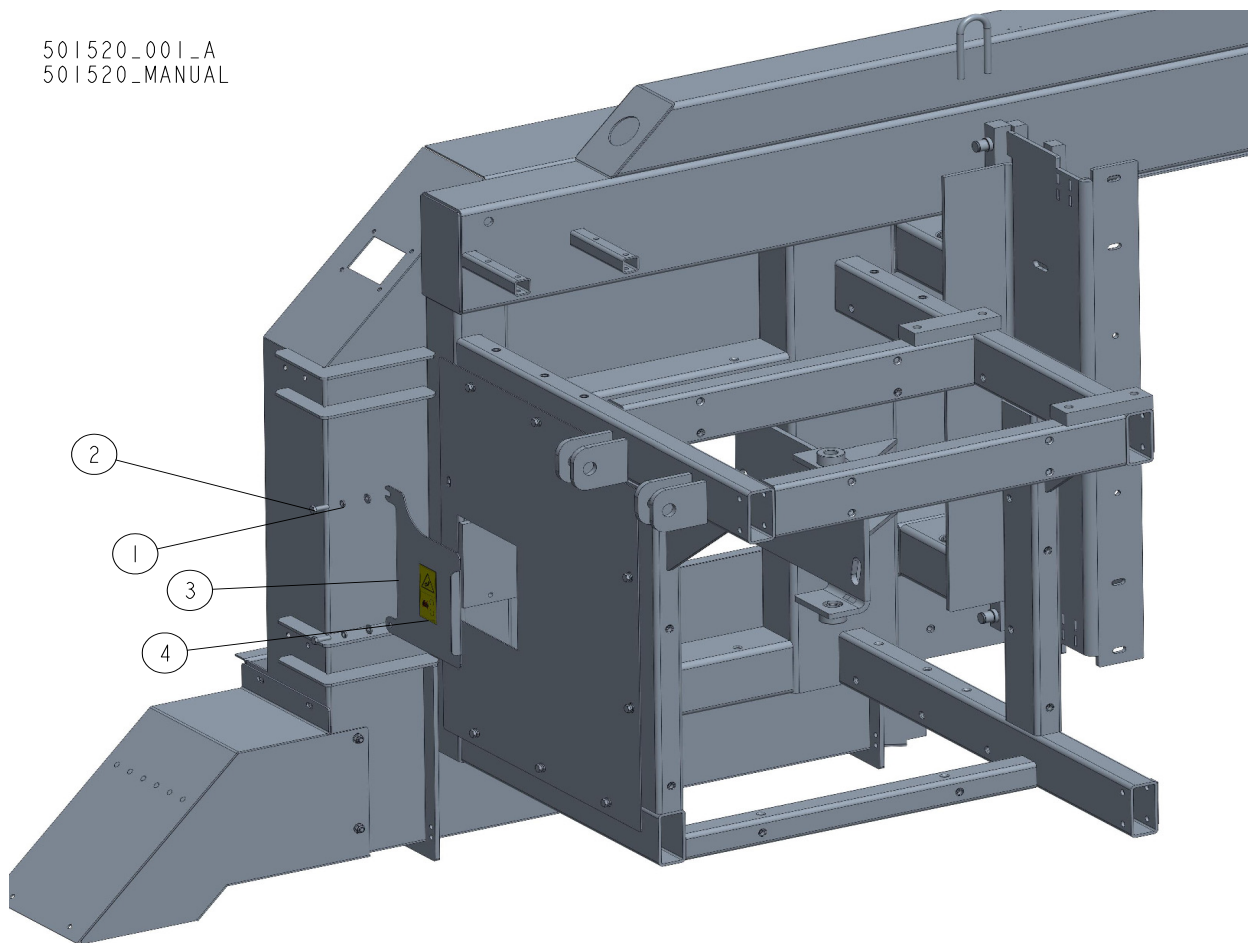
REF.	DESCRIPTION (◆ Indicates Parts Available in Assemblies Only)	PART #	QTY
	<b>BRACKET, BLADE TENSIONER HANDLE STORAGE - UPPER</b>	<b>514724</b>	<b>1</b>
1	BLOCK, BLADE TENSIONER HANDLE STORAGE	092798	1
2	HANDLE, RUBBER LOCKING	092799	1
3	PIN, PN-EN ISO 8752-5X60 STAINLESS STEEL ROLL	F81044-10	1
4	SCREW, M8X30-8.8 HEX SOCKET HEAD CAP ZINC	F81002-31	2
	<b>BRACKET, BLADE TENSIONER HANDLE STORAGE - LOWER</b>	<b>514725</b>	<b>1</b>
5	BLOCK, BLADE TENSIONER HANDLE STORAGE	092796	1
6	SCREW, M8X65-8.8 HEX SOCKET HEAD CAP ZINC	F81002-45	2

# 2 WM1000 SAWMILL SAW HEAD

Cover, WM1000

## 2.27 Cover, WM1000

501520\_001\_A  
501520\_MANUAL

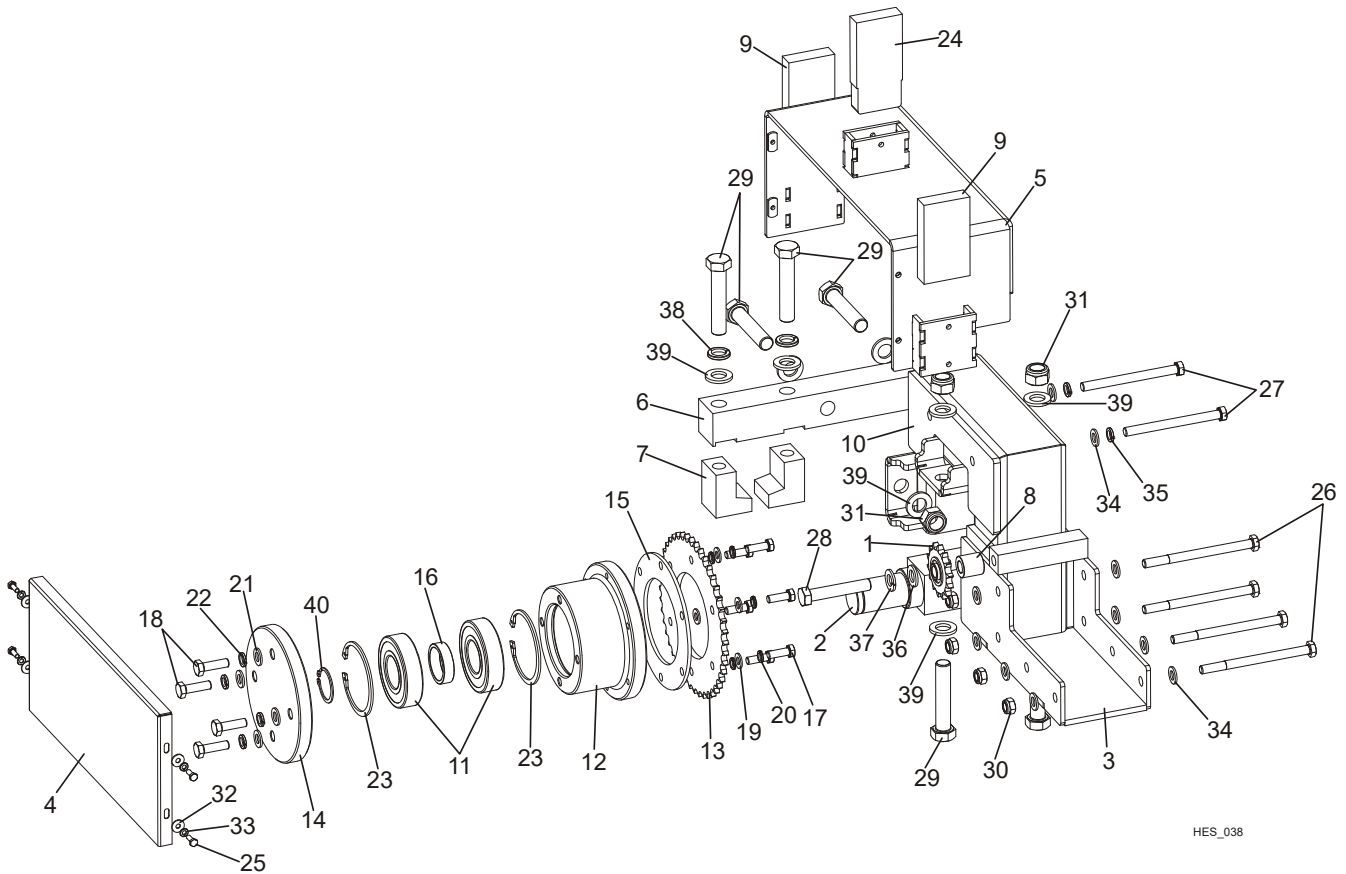


REF	DESCRIPTION (u indicates parts available in assemblies only)	PART #	QTY
1	WASHER 8,2 ZC SPRING LOCK DIN 127	F81054-4	10
2	BOLT, M8X25-8.8-B HEX HEAD FULL THREAD Z	F81002-5	10
3	COVER, WM1000	559701-1	1
4	DECAL, TOOTHED GEAR WARNING	099540 <sup>1</sup>	1

<sup>1</sup> Included in decal kit no.505052

## SECTION 3 SAWMILL MAST

### 3.1 Track Roller Assembly

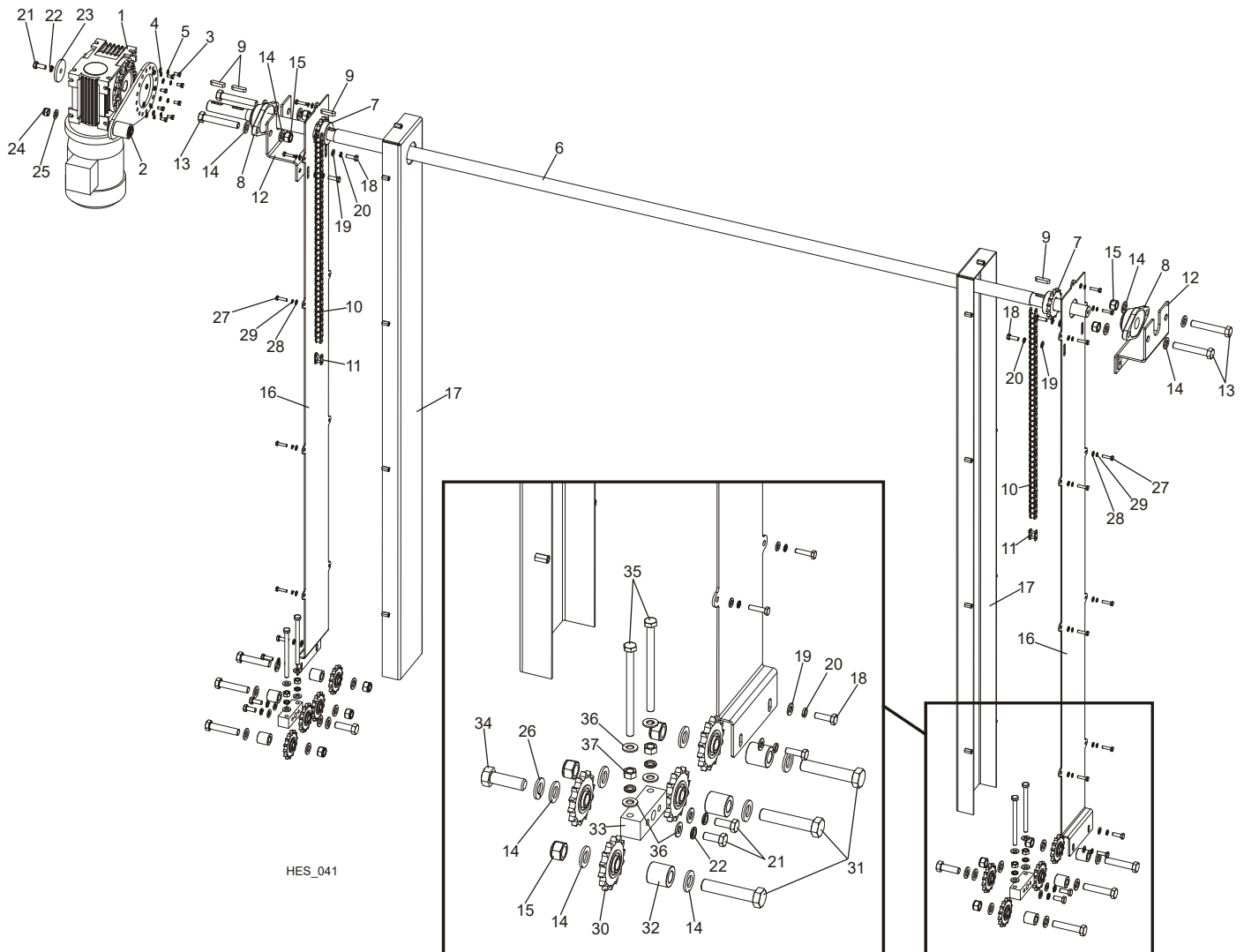


HES\_038

REF.	DESCRIPTION (◆ Indicates Parts Available In Assemblies Only)	PART #	QTY
	<b>TRACK ROLLER ASSEMBLY, WM1000 COMPLETE RIGHT</b>	502770	2
	<b>TRACK ROLLER ASSEMBLY, WM1000 COMPLETE LEFT</b>	502771	2
1	SPROCKET, Z14 5/8"x3/8" W/BEARING	088867	1
2	SHAFT, WM1000 TRACK ROLLER	500331-1	1
3	BRACKET, MOUNTING TRACK ROLLER WM1000	502470-1	1
4	GUARD, TRACK ROLLER WM1000	502474-1	1
5	COVER, TRACK ROLLER WM1000	502477-1	1
6	BAR, WM1000 SUPPORT BLOCK	502478-1	1
7	BLOCK, WM1000 SUPPORT ZINC	502479-1	2
8	ROD, WM1000 BLADE GUIDE MOUNT	502776-1	1
9	SCRAPER WM1000	503261	2
10	PLATE, MOUNTING BRACKET SIDE WM1000	504407-1	1
	WHEEL, WM1000 SAW HEAD TRACK COMPLETE	504675	1
11	BEARING, 6309 2RSR FAG	096107	2
12	WHEEL, WM1000 SAW HEAD TRACK	500332-1	1
13	SPROCKET, 44Z 10B DIA. 120-WM1000 SPECIAL	502769-1	1
14	COVER, WM1000 TRACK WHEEL ZINC	503474-1	1
15	PLATE, POWER FEED SPROCKET SPACER	503489-1	1

16	BUSHING, £46;£56;15 - WM1000 SPACER	504676-1	1	
17	BOLT, M10x30-5.8-HEX HEAD FULL THREAD ZINC	F81003-2	6	
18	BOLT, M12x40-8.8-HEX HEAD FULL THREAD ZINC	F81004-4	4	
19	WASHER, 10.5 FLAT ZINC	F81055-1	6	
20	WASHER, 10.2 SPLIT LOCK ZINC	F81055-2	6	
21	WASHER, 13 FLAT ZINC	F81056-1	4	
22	WASHER, Z12.2 SPLIT LOCK ZINC	F81056-2	4	
23	RING, W100 SPRING RETAINING	F81090-10	2	
24	SCRAPER, WM1000 UPPER	504691	1	
25	BOLT, M6x16 8.8 HEX HEAD FULL THREAD ZINC	F81001-15	4	
26	BOLT, M12x160-8.8-HEX HEAD ZINC	F81004-13	4	
27	BOLT, M12x140-8.8-HEX HEAD ZINC	F81004-35	2	
28	BOLT, M16x90 -8.8-HEX HEAD ZINC	F81006-17	1	
29	BOLT, M20X100-8.8-HEX HEAD ZINC	F81007-6	6	
30	BOLT, M12-8 HEX NYLON ZINC LOCK	F81034-2	4	
31	BOLT, M20-8-A HEX NYLON ZINC LOCK	F81037-2	4	
32	WASHER, 6.5 SPECIAL FLAT	F81053-11	4	
33	WASHER, 6.1 DIN127(A2-3) SPLIT LOCK STAINLESS STEEL	F81053-4	4	
34	WASHER, 13 FLAT ZINC	F81056-1	10	
35	WASHER, Z12.2 SPLIT LOCK ZINC	F81056-2	2	
36	WASHER, 17 FLAT ZINC	F81058-1	1	
37	WASHER, 16.3 SPLIT LOCK ZINC	F81058-2	1	
38	WASHER, 20.5 SPLIT LOCK ZINC	F81059-1	2	
39	WASHER, 21 FLAT ZINC	F81059-2	10	
40	RING, Z45 OUTSIDE RETAINING	F81090-32	1	

### 3.2 Power Feed Assembly



HES\_041

REF.	DESCRIPTION (◆ Indicates Parts Available In Assemblies Only)	PART #	QTY
	<b>BOX ASSEMBLY, WM1000 POWER FEED GEAR</b>	504629	1
1	MOTOREDUCER, MR-63/32/0,75-1400 OCHF3/V6	506227	1
	COLLING UNIT	555701	1
2	ARM, MR-63 WM1000 REACTION	504176	1
3	BOLT, M6x12-8.8-HEX HEAD FULL THREAD ZINC	F81001-7	8
4	WASHER, 6.4 FLAT ZINC	F81053-1	8
5	WASHER, Z 6.1 SPLIT LOCK ZINC	F81053-3	8
6	<b>SHAFT, WM1000 POWER FEED</b>	502774-1	1
7	<b>SPROCKET, 15Z10B n32 (T43994,T31041)</b>	502772	2
8	<b>BEARING, UCFL 206 CX W/HOUSING</b>	090851	1
9	<b>KEY, A10x8x40 WM1000 PARALLEL</b>	502045	4
	<b>CHAIN, WM1000 POWER FEED</b>	504717	2
10	CHAIN, 10B-1 - 8.3m WM1000	504716	1
11	LINK, 10B-1Pz MASTER	088671	1

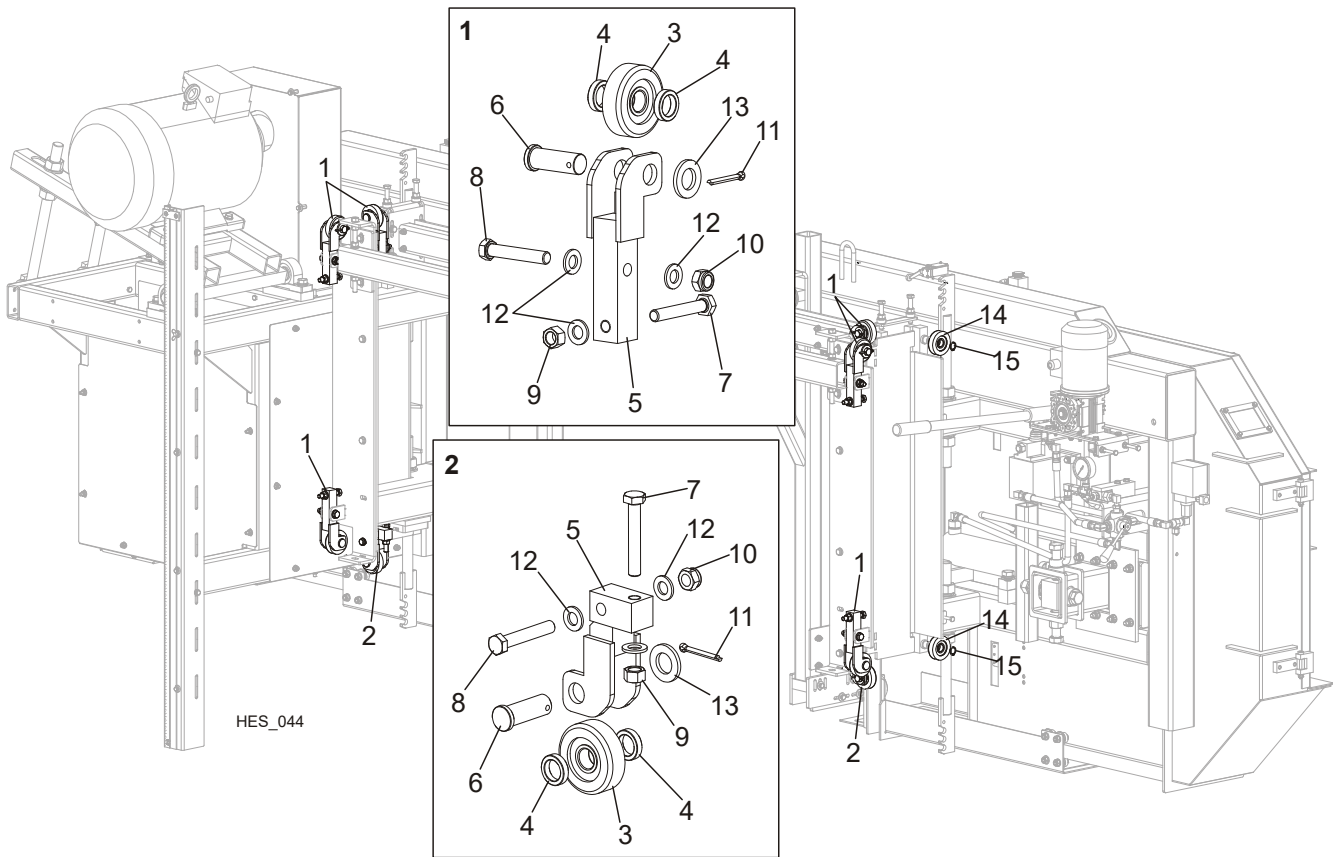
# 3 SAWMILL MAST

## Power Feed Assembly

12	PLATE, COVER MOUNTING	503413-1	2	
13	BOLT, M16x100-8.8-HEX HEAD FULL THREAD ZINC	F81006-2	4	
14	WASHER, 17 FLAT ZINC	F81058-1	22	
15	NUT, M16-8-HEX NYLON ZINC LOCK	F81036-2	10	
16	PLATE, WM1000 COVER REAR	503415-1	2	
17	COVER, WM1000 POWER FEED	504630-1	1	
18	BOLT, M8x25-8.8-B-HEX HEAD FULL THREAD ZINC	F81002-5	8	
19	WASHER, 8.4 FLAT ZINC	F81054-1	8	
20	WASHER, 8.2 SPLIT LOCK ZINC	F81054-4	8	
21	BOLT, M10x25 8.8 HEX HEAD FULL THREAD	F81003-31	5	
22	WASHER, 10.2 SPLIT LOCK ZINC	F81055-2	9	
23	WASHER, IDLE BLADE WHEEL RETAINING - ZINC	088957-1	1	
24	NUT, M12-8 HEX NYLON ZINC LOCK	F81034-2	1	
25	WASHER, 13 FLAT ZINC	F81056-1	1	
26	WASHER, 16.3 SPLIT LOCK ZINC	F81058-2	2	
27	BOLT, M6x25-5.8 HEX HEAD FULL THREAD ZINC	F81001-3	18	
28	WASHER, 6.4 FLAT ZINC	F81053-1	18	
29	WASHER, Z 6.1 SPLIT LOCK ZINC	F81053-3	18	
30	SPROCKET, Z14 5/8"x3/8" W/BEARING	088867	8	
31	BOLT, M16x80 8.8-B- HEX HEAD FULL THREAD ZINC	F81006-11	6	
32	BUSHING, 30x16.5x30 SPACER	502776-1	6	
33	BLOCK, SPROCKET WM1000 MOUNTING- ZINC	502777-1	2	
34	BOLT, M16x50-8.8-HEX HEAD FULL THREAD ZINC	F81006-7	2	
35	BOLT, M10x140-8.8 HEX HEAD ZINC	F81003-5	4	
36	WASHER, 10.5 FLAT ZINC	F81055-1	12	
37	NUT, M10-8-B-HEX ZINC	F81033-3	4	

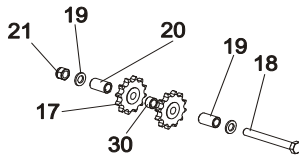
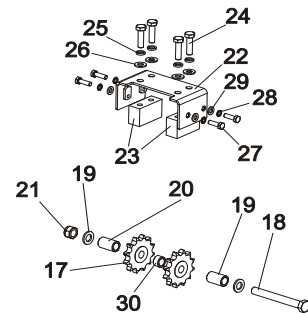
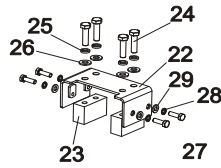
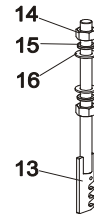
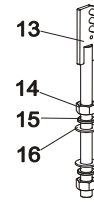
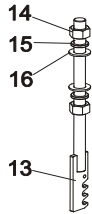
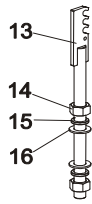
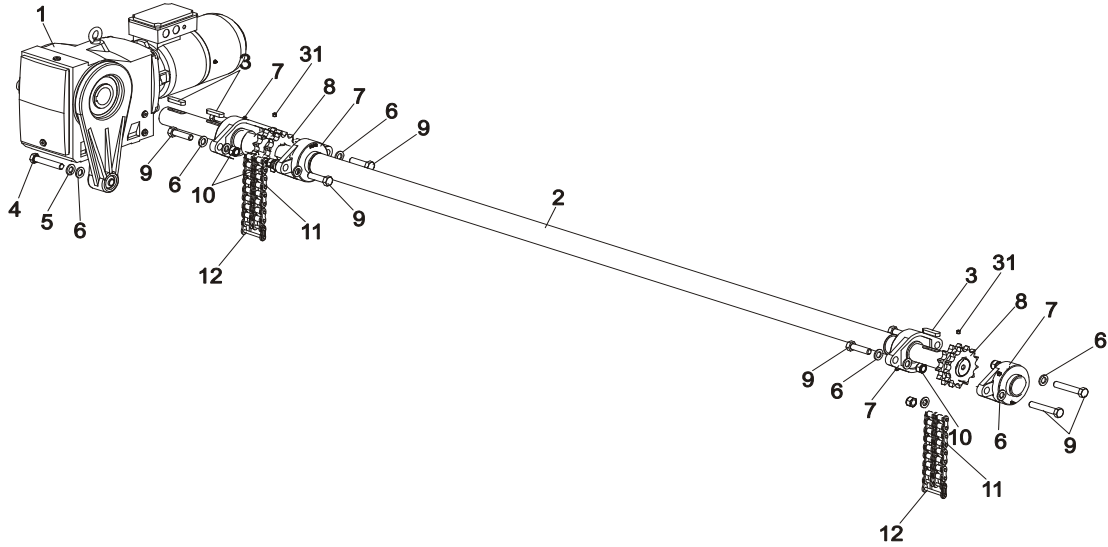


### 3.3 Saw Head Support Rollers



REF.	DESCRIPTION (◆ Indicates Parts Available in Assemblies Only)	PART #	QTY
1	BRACKET, WM1000 UPPER SUPPORT ROLLER - COMPLETE	503484	6
2	BRACKET, WM1000 LOWER SUPPORT ROLLER - COMPLETE	503487	2
3	ROLLER, R-68,5M - WM1000 METAL	503475	1
4	BUSHING, f21xf30x7.2 ZINC	503478-1	2
5	BRACKET, WM1000 UPPER SUPPORT ROLLER ZINC	503482-1	1
	GUIDE, LOWER ROLLER	503477-1	1
6	PIN, WM1000 TORQUE ARM ZINC	504173-1	1
7	BOLT, M12x75-8.8 HEX HEAD FULL THREAD ZINC	F81004-10	1
8	BOLT, M12x70 8.8 HEX HEAD ZINC	F81004-39	1
9	NUT, M12-8-B HEX ZINC	F81034-1	1
10	NUT, M12-8 HEX NYLON ZINC LOCK	F81034-2	1
11	PIN, S-Zn 5x40 COTTER	F81043-31	1
12	WASHER, 13 FLAT ZINC	F81056-1	3
13	WASHER, 21 FLAT ZINC	F81059-2	1
14	ROLLER, R-68,5M - WM1000 METAL	503475	4
15	RING, Z20 RETAINING	F81090-27	4

3.4 Up/Down Drive



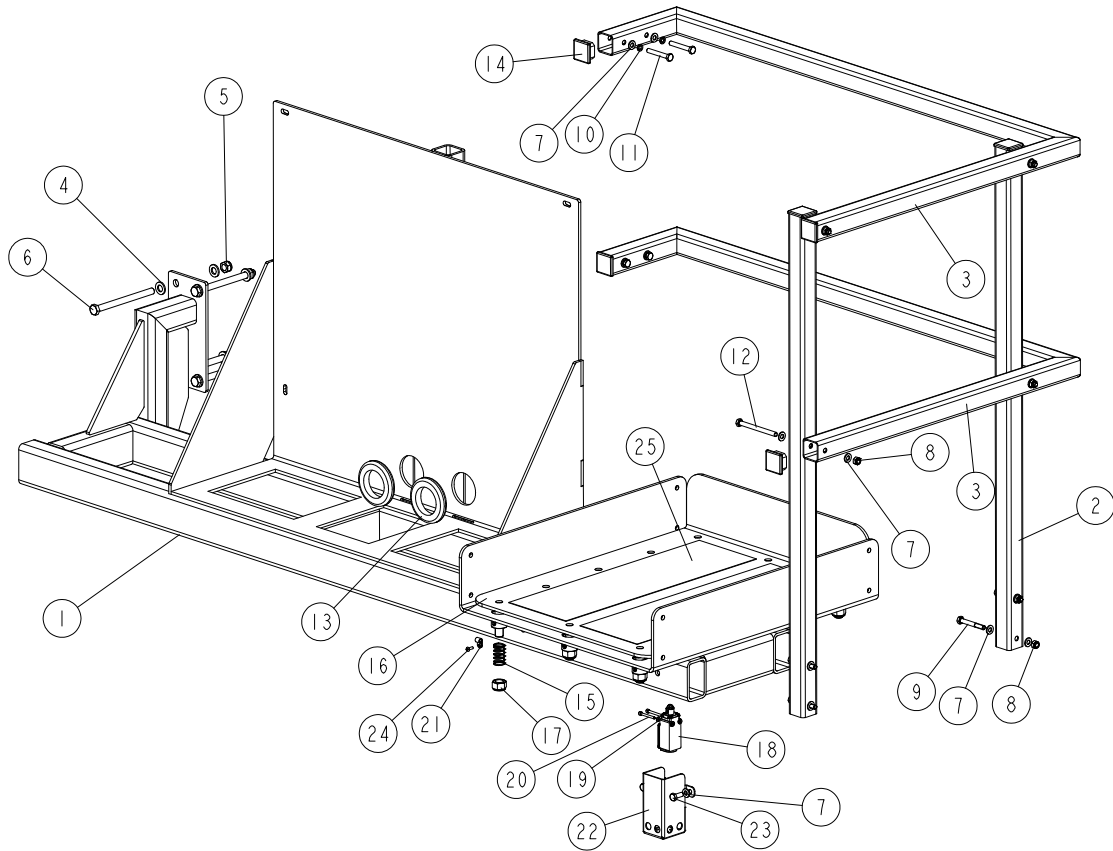
HES\_039a

REF.	DESCRIPTION (◆ Indicates Parts Available In Assemblies Only)	PART #	QTY
1	MOTOREDUCTER, SK9032.1AZBDH-90S/4BRE20 TF	504150	1

	MOTOR, SK 90S/4BRE20 TF	083725	1	
	GEARBOX, SK 9032.1AZBDH-OPEN	509032	4	
<b>2</b>	<b>SHAFT, WM1000 UP/DOWN FEED</b>	500362-1	1	
<b>3</b>	<b>KEY, A14x9x56 PN-M/85005-WM1000 PARALLEL</b>	504601	3	
<b>4</b>	<b>BOLT, M16x90 -8.8-HEX HEAD ZINC</b>	F81006-17	1	
<b>5</b>	<b>WASHER, 16.3 SPLIT LOCK ZINC</b>	F81058-2	1	
<b>6</b>	<b>WASHER, 17 FLAT ZINC</b>	F81058-1	17	
<b>7</b>	<b>BEARING, UCFL 210 CX W/HOUSING</b>	098824	4	
<b>8</b>	<b>SPROCKET, 13Z16Bfi50 ULMER T14968</b>	506633-1	2	
<b>9</b>	<b>BOLT, M16x60 8.8 HEX HEAD FULL THREAD ZINC</b>	F81006-12	8	
<b>10</b>	<b>NUT, M16-8 HEX NYLON ZINC LOCK</b>	F81036-2	8	
	<b>CHAIN, WM1000 UP/DOWN FEED - COMPLETE</b>	506642	2	
<b>11</b>	CHAIN, 16B-2 207-LINK WM1000	506634	1	
<b>12</b>	LINK, 16B-2 T36073 ULMER 2-ROW	506635	1	
<b>13</b>	<b>SCREW, 1" UP/DOWN CHAIN TENSION</b>	506640-1	4	
<b>14</b>	<b>NUT, M30 HEX ZINC</b>	F81038-3	8	
<b>15</b>	<b>WASHER, Z30.5 SPLIT LOCK ZINC</b>	F81068-1	8	
<b>16</b>	<b>WASHER, 31 FLAT ZINC</b>	F81061-9	8	
<b>17</b>	<b>SPROCKET, Z12 1"x17.02 W/BEARING</b>	099746	2	
<b>18</b>	<b>BOLT, M20x170-8.8 HEX HEAD ZINC</b>	F81007-9	2	
<b>19</b>	<b>WASHER, 21 FLAT ZINC</b>	F81059-2	4	
<b>20</b>	<b>BUSHING, £21 X £30 X 50 WM1000</b>	502664-1	4	
<b>21</b>	<b>NUT, M20-8-A HEX NYLON ZINC LOCK</b>	F81037-2	2	
	<b>COVER WELDMENT, UP/DOWN SPROCKET BOTTOM - COMPLETE</b>	504791	1	
<b>22</b>	COVER WELDMENT, UP/DOWN SPROCKET	504566-1	1	
<b>23</b>	BLOCK, WM1000 UP/DOWN GUARDING	504565	2	
<b>24</b>	BOLT, M8X30-8.8-B HEX HEAD FULL THREAD ZINC	F81002-7	4	
<b>25</b>	WASHER, 8.2 SPLIT LOCK ZINC	F81054-4	4	
<b>26</b>	WASHER, 8.4 FLAT ZINC	F81054-1	4	
<b>27</b>	BOLT, M6x20-8.8 HEX HEAD FULL THREAD ZINC	F81001-2	4	
<b>28</b>	WASHER, Z6.1 SPLIT LOCK ZINC	F81053-3	4	
<b>29</b>	WASHER, 6.4 FLAT ZINC	F81053-1	4	
<b>30</b>	<b>SPACER, FI20.5xFI30x15</b>	100105-1	2	
<b>31</b>	<b>SCREW, M10X12-45H ZINC SET</b>	F81003-46	2	

### 3.5 Operator Platform

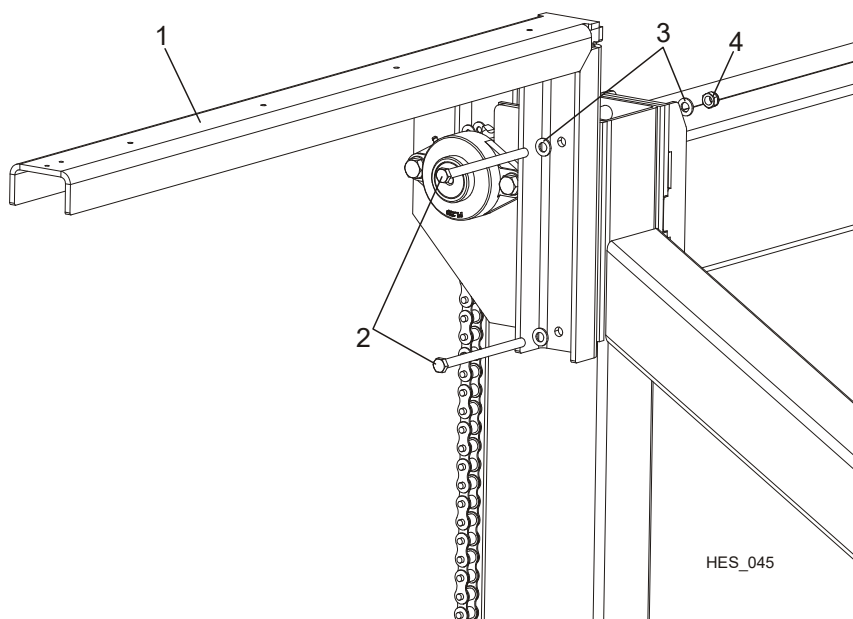
557896\_001  
557896\_MANUAL



REF	DESCRIPTION (u indicates parts available in assemblies only)	PART #	QTY
1	OPERATOR PLATFORM WM1000	557895-1	1
2	TUBE, WM1000 GUARD-RAIL POST VERTICAL	503239-1	2
3	GUARD-RAIL, WM1000 OPERATOR	503244-1	2
4	WASHER, 13 FLAT ZINC	F81056-1	14
5	NUT, M12-8 HEX NYLON ZINC LOCK	F81034-2	7
6	BOLT, M12X150-8.8-HEX HEAD ZINC	F81004-48	7
7	WASHER, 8.4 FLAT ZINC	F81054-1	22
8	NUT, M8-8-B HEX NYLON ZINC LOCK	F81032-2	6
9	BOLT, M8X60 8.8 HEX HEAD ZINC	F81002-54	4
10	WASHER 8,2 FE/ZN9	F81054-4	4
11	BOLT, M8 X 55 8.8 FE/ZN5, PN-M/82101	F81002-8	4
12	BOLT, M8X95-8.8 HEX HEAD ZINC	F81002-98	4
13	SEAL RUBBER, WIRE	085614	2
14	CAP, TUBE 40 X 40 X (3-4)	097480	6
15	SPRING, .85ODX.1-1/2LX.075 WIRE	066858	12
16	PLATE UPPER BASE	557838-1	1
17	NUT, M16,HEX, NYLON ZINC LOCK	F81036-2	12
18	SWITCH, FA134 Z11 SAFETY	100910	1
19	WASHER 4,3 FE/ZN5 PN-M/82005	F81051-2	4
20	SCREW,M4X35-8.8 HEX SOCKET HEAD CAP ZINC	F81011-34	2
21	ELEMENT, EE63 (112-312000) SELF - ADHESI	F81080-4	3

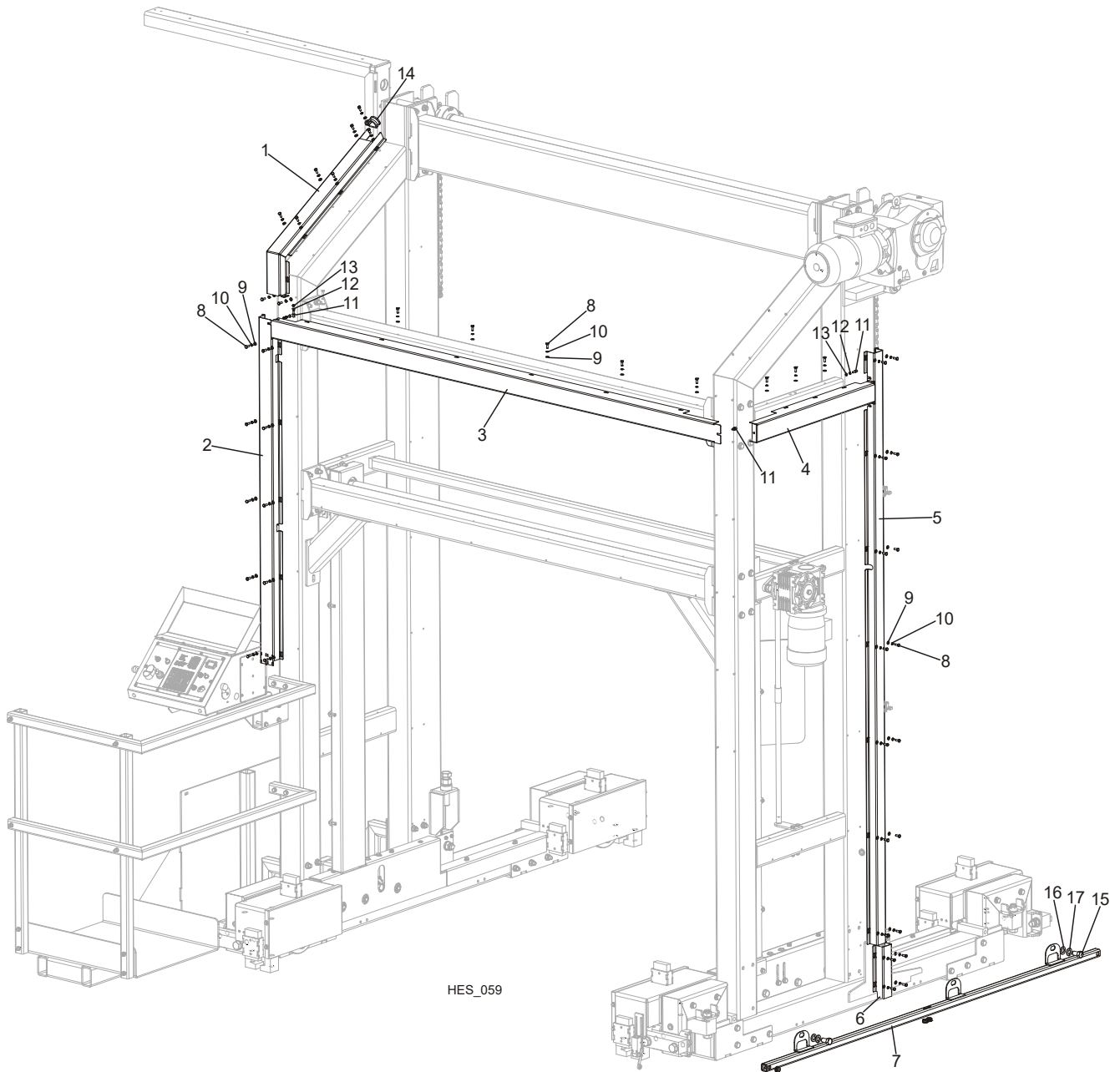
REF	DESCRIPTION (u indicates parts available in assemblies only)	PART #	QTY	
22	COVER SENSOR PLATFORM	557898-1	1	
23	BOLT, M8X20-8.8-B HEX HEAD FULL THREAD Z	F81002-4	2	
24	SCREW, M4X12 5,8-B CROSS RECESSED PAN HE	F81011-43	3	
25	PAD, NON-SKID STEP, 6" WIDE	045149	2	

### 3.6 Power Cord Bracket



REF.	DESCRIPTION (◆ Indicates Parts Available In Assemblies Only)	PART #	QTY	
1	BRACKET, WM1000 POWER CORD	504665-1	1	
2	BOLT, M12x180-8.8 HEX HEAD ZINC	F81004-49	2	
3	WASHER, 13 FLAT ZINC	F81056-1	4	
4	NUT, M12-8 HEX NYLON ZINC LOCK	F81034-2	2	

### 3.7 Electrical Wire Covers



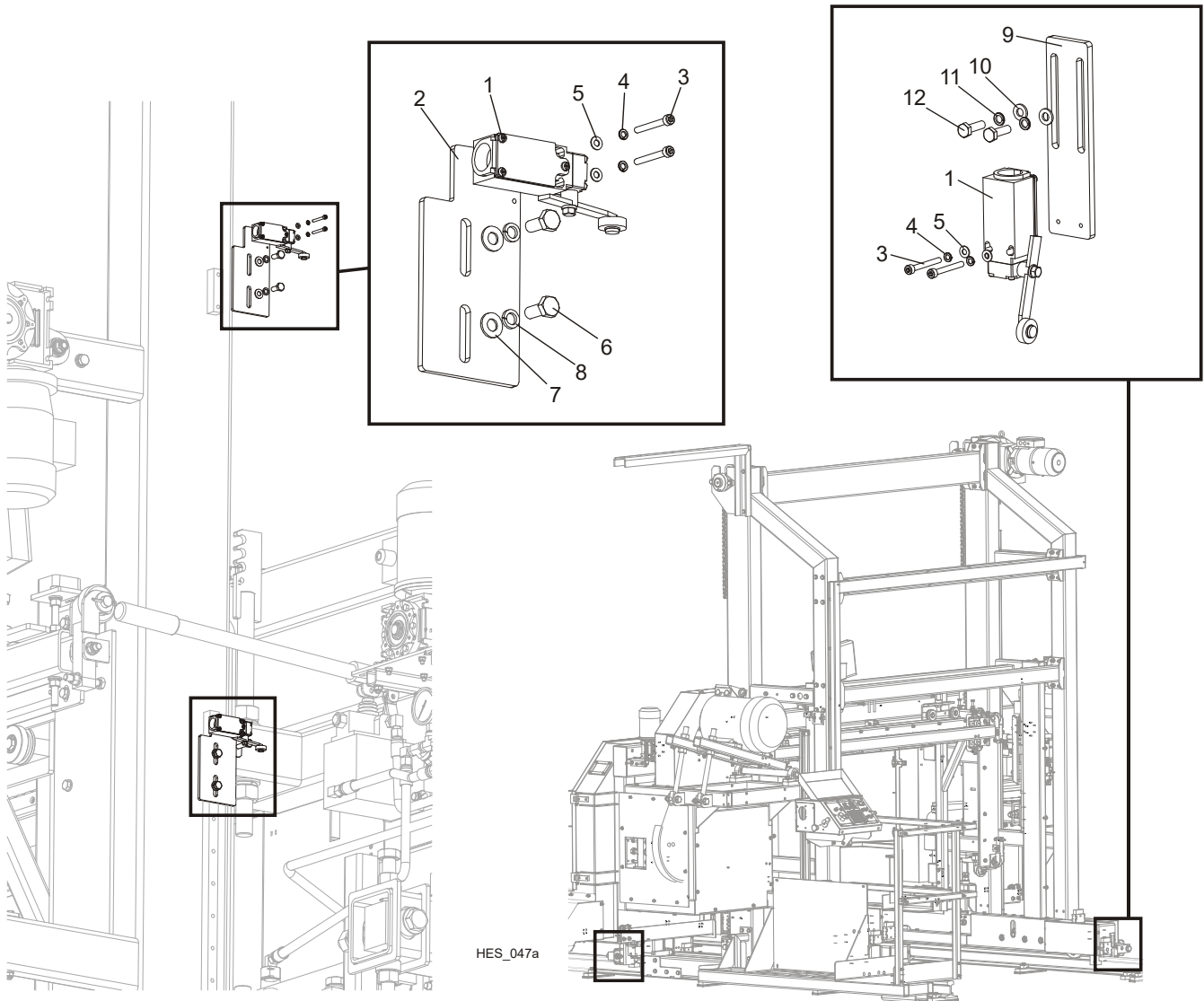
HES\_059

REF.	DESCRIPTION (◆ Indicates Parts Available In Assemblies Only)	PART #	QTY
1	COVER, UPPER VERTICAL LEFT	505444-1	1
2	COVER, SHORT HORIZONTAL LEFT	505211-1	1
3	COVER, UPPER VERTICAL WIRE	505215-1	1
4	COVER, SHORT HORIZONTAL RIGHT	505212-1	1
5	COVER, LONG VERTICAL LEFT	505213-1	1
6	COVER, SHORT VERTICAL LEFT	505395-1	1
7	COVER, LOWER WIRE COMPLETE	505361	1
8	BOLT, M6 x 16 8.8 HEX HEAD FULL THREAD ZINC	F81001-15	55

9	WASHER, 6.4 FLAT ZINC	F81053-1	55	
10	WASHER, Z6.1 SPLIT LOCK ZINC	F81053-3	55	
11	SCREW, M5X15 3732 705 0115 RIVET	F81000-63	4	
12	WASHER, 5.3 FLAT ZINC	F81052-1	4	
13	NUT, M5-8-Fe/Zn5 DIN985	F81030-2	4	
14	GUARD, RSGU 1.30/20 W1 METAL-RUBBER	F81087-1	1	
15	BOLT, M16X30 8.8 HEX HEAD FULL THREAD ZINC	F81006-36	2	
16	WASHER, 17 FLAT ZINC	F81058-1	2	
17	WASHER, 16.3 SPLIT LOCK ZINC	F81058-2	2	

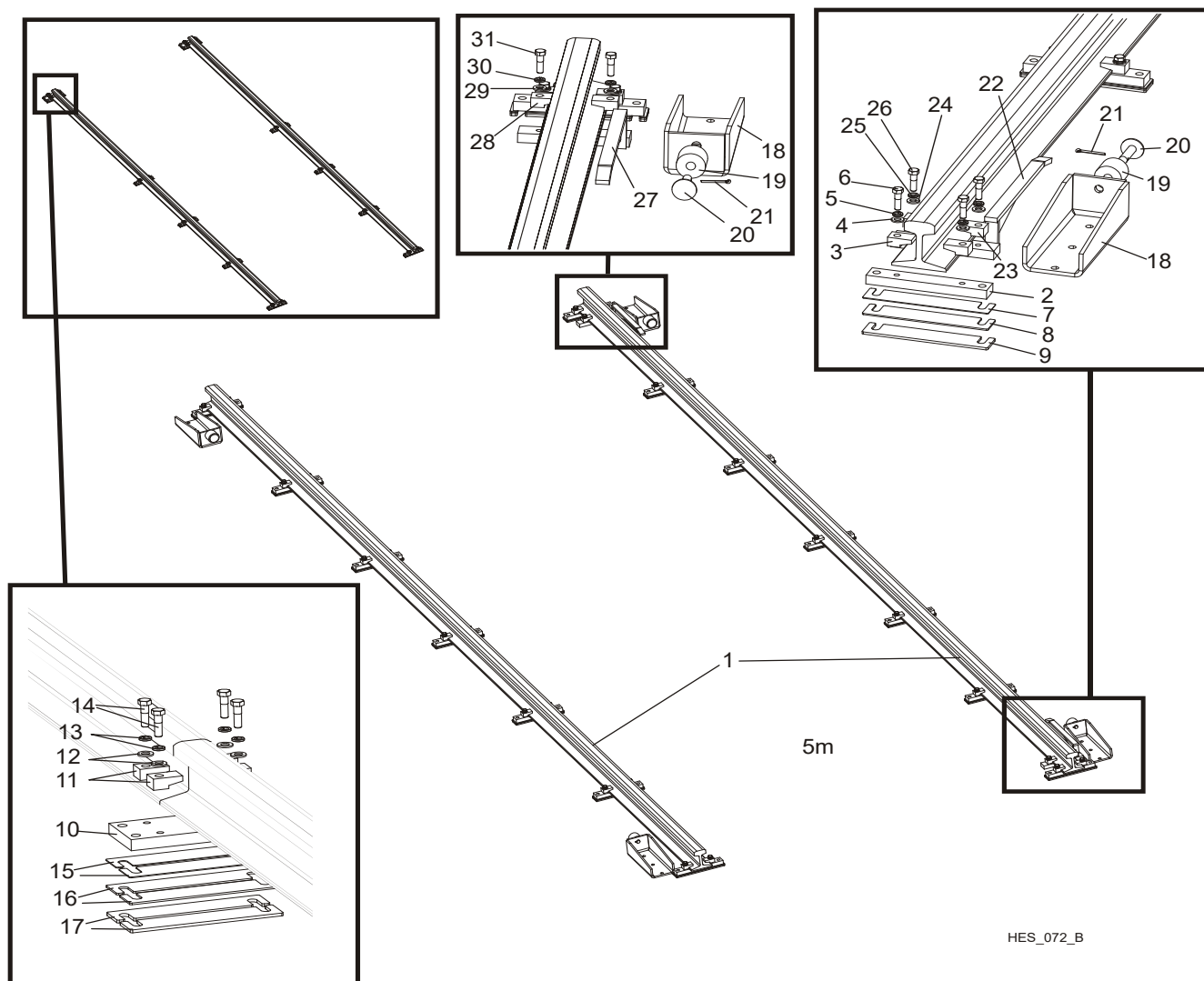


### 3.8 Mast Limit Switch



REF.	DESCRIPTION (◆ Indicates Parts Available in Assemblies Only)	PART #	QTY
1	SWITCH, GLCB01A2B (HONEYWELL) LIMIT	086469	4
2	FLAT, WM1000 LIMIT SWITCH MOUNTING ZINC	504363-1	2
3	SCREW, M4x35-8.8 HEX SOCKET HEAD CAP ZINC	F81011-34	8
4	WASHER, Z 4.1 SPLIT LOCK	F81051-1	8
5	WASHER, 4.3 FLAT ZINC	F81051-2	8
6	BOLT, M8x20-8.8-B HEX HEAD FULL THREAD ZINC	F81002-4	4
7	WASHER, 8.4 FLAT ZINC	F81054-1	4
8	WASHER, 8.2 SPLIT LOCK ZINC	F81054-4	4
9	PLATE, WM1000/LT70/HR11 P/F LIMIT SWITCH MOUNT	505125-1	2
10	WASHER, 6.4 FLAT ZINC	F81053-1	2
11	WASHER, Z 6.1 SPLIT LOCK ZINC	F81053-3	2
12	BOLT, M6x20-8.8 HEX HEAD FULL THREAD ZINC	F81001-2	2

**3.9 Tracks: 5 m & 5 m Extension**



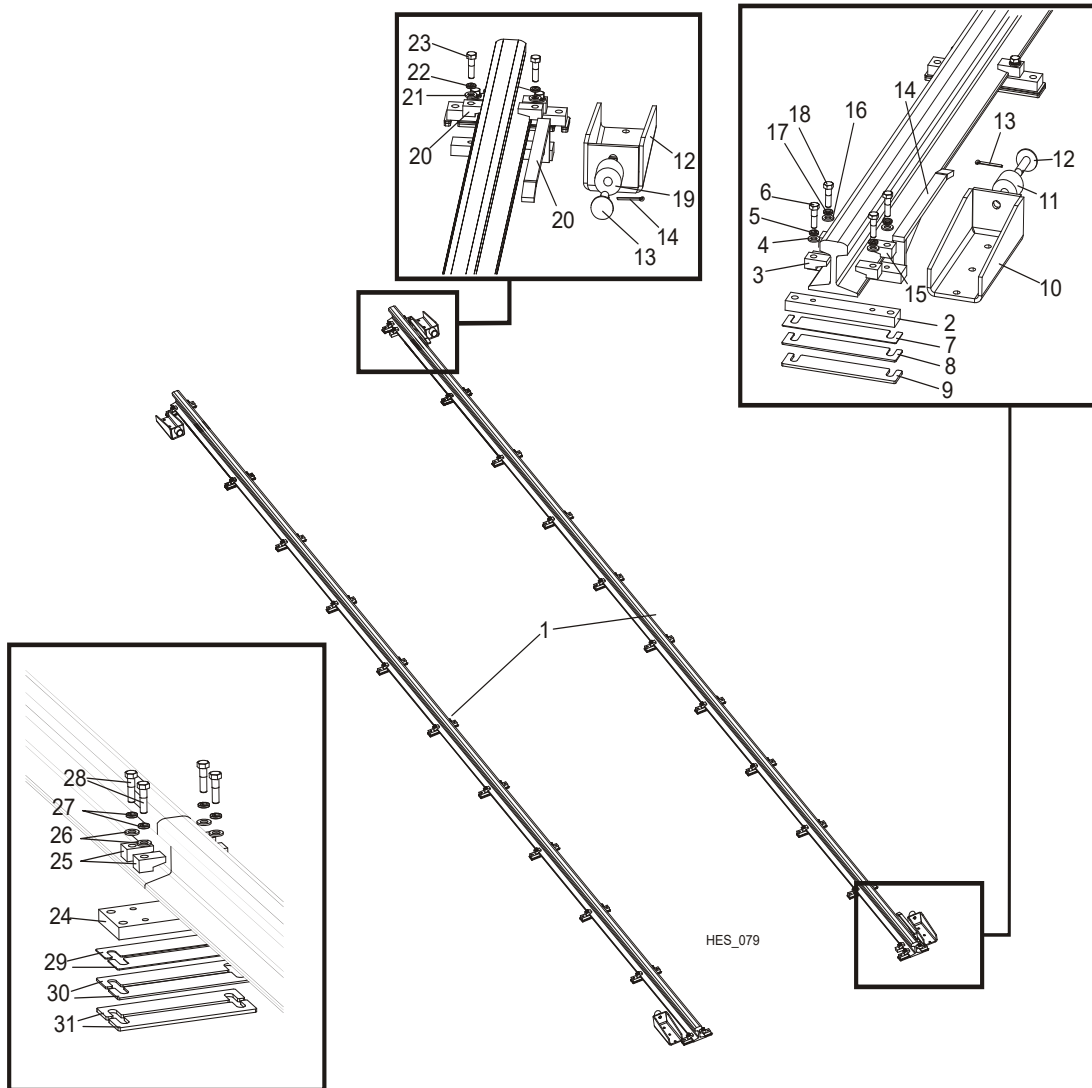
HES\_072\_B

REF.	DESCRIPTION (◆ Indicates Parts Available In Assemblies Only)	PART #	QTY 508331/ 508332
	<b>TRACK, WM1000 5M - COMPLETE</b>	<b>508331</b> <sup>1</sup>	<b>1</b>
	<b>EXTENSION TRACK, WM1000 5M - COMPLETE</b>	<b>508332</b> <sup>1</sup>	<b>1</b>
<b>1</b>	RAIL, S30-5M DIN 5901	504798	2/2
	<b>RAIL MOUNT ASSEMBLY - SINGLE</b>	<b>504793</b>	<b>12/8</b>
<b>2</b>	BAR, RAIL MOUNT	502986-1	1
<b>3</b>	BLOCK, RAIL ZINC-PLATED LOCKING	502970-1	2
<b>4</b>	WASHER, 13 FLAT ZINC	F81056-1	2
<b>5</b>	WASHER, Z12.2 SPLIT LOCK ZINC	F81056-2	2
<b>6</b>	BOLT, M12X40-8.8 HEX HEAD ZINC	F81004-1	2
<b>7</b>	WASHER, 1.5 MM SPACER ZINC	505122	1
<b>8</b>	WASHER, 3MM SPACER ZINC	505123-1	1
<b>9</b>	WASHER, 5MM SPACER ZINC	505124-1	1
	<b>RAIL MOUNT ASSEMBLY - DOUBLE</b>	<b>504794</b>	<b>0/2</b>

10	BAR, RAIL CONNECTION	502696-1	1	
11	BLOCK, RAIL LOCKING - ZINC-PLATED	502970-1	4	
12	WASHER, 13 FLAT ZINC	F81056-1	4	
13	WASHER, Z12.2 SPLIT LOCK ZINC	F81056-2	4	
14	BOLT, M12X40-8.8 HEX HEAD ZINC	F81004-1	4	
15	WASHER, 1.5 MM SPACER ZINC	505122-1	2	
16	WASHER, 3 MM SPACER ZINC	505123-1	2	
17	WASHER, 5 MM SPACER ZINC	505124-1	2	
	<b>RUBBER BUMPER ASSEMBLY, WM1000</b>	<b>504796</b>	<b>4/0</b>	
18	BRACKET WELDMENT, RUBBER BUMPER PTD	503245-1	1	
19	BUSHING, 11/16X2 1/8X1 3/4 RUBBER	P12165	1	
20	MOUNT WELDMENT, CARRIAGE STOP PTD	086182-1	1	
21	PIN, S-ZN 4X25 COTTER	F81043-2	1	
	<b>PLATE, P/F LIMIT SWITCH ACTIVATOR PTD</b>	<b>505116</b>	<b>1/0</b>	
22	PLATE, WM1000 P/F LIMIT SWITCH ACTIVATOR - RIGHT	505114-1	1	
23	BLOCK, RAIL LOCKING - ZINC-PLATED	502970-1	2	
24	WASHER, 13 FLAT ZINC	F81056-1	2	
25	WASHER, Z12.2 SPLIT LOCK ZINC	F81056-2	2	
26	BOLT, M12X40-8.8 HEX HEAD ZINC	F81004-1	2	
	<b>PLATE, WM1000 P/F LIMIT SWITCH ACTIVATOR - LEFT</b>	<b>505117</b>	<b>1/0</b>	
27	PLATE, WM1000 P/F LIMIT SWITCH ACTIVATOR - LEFT	505115-1	1	
28	BLOCK, RAIL LOCKING - ZINC-PLATED	502970-1	2	
29	WASHER, 13 FLAT ZINC	F81056-1	2	
30	WASHER, Z12.2 SPLIT LOCK ZINC	F81056-2	2	
31	BOLT, M12X40-8.8 HEX HEAD ZINC	F81004-1	2	
	<b>RESIN HIT-HY 200-A</b>	<b>509252</b>	<b>2/2</b>	
	<b>ANCHOR HIT-V-5,8.8M12X150</b>	<b>509293</b>	<b>44/44</b>	
	<b>TOOL, RESIN EXTRUSION HDM 500 CR/CB</b>	<b>509254</b>	<b>1/0</b>	

<sup>1</sup> Only for machines without hydraulic bed.

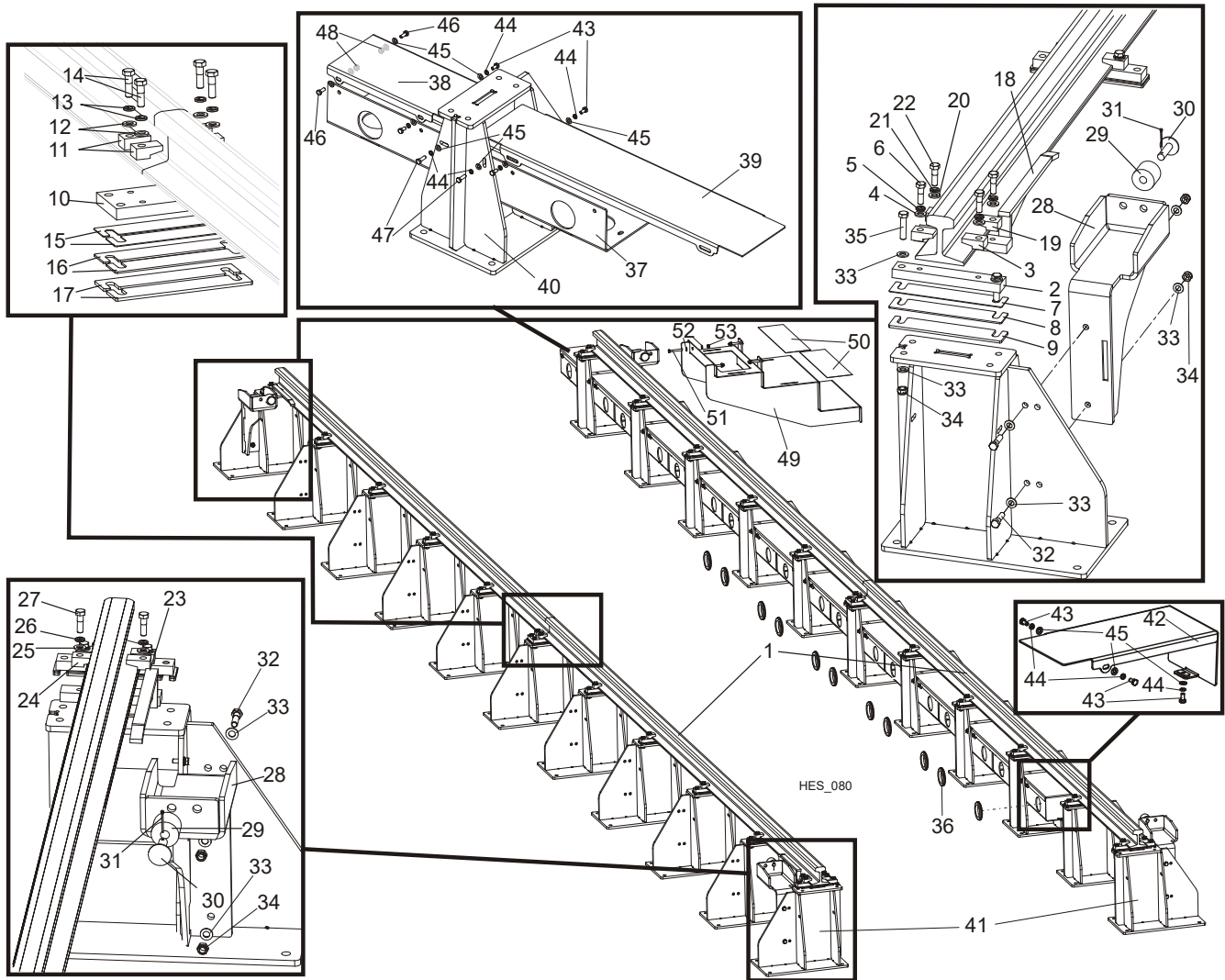
**3.10 Tracks: 10 m & 10 m Extension**



REF.	DESCRIPTION (◆ Indicates Parts Available in Assemblies Only)	PART #	QTY 509750/ 509759
	<b>TRACK, WM1000 10M - COMPLETE</b>	<b>509750</b>	<b>1</b>
	<b>TRACK, 10M - EXTENSION</b>	<b>509759</b>	<b>1</b>
<b>1</b>	<b>RAIL, S30-10M DIN 5901</b>	<b>504797-1</b>	<b>2/2</b>
	<b>RAIL MOUNT ASSEMBLY - SINGLE</b>	<b>504793</b>	<b>22/18</b>
<b>2</b>	BAR, RAIL MOUNT	502986-1	1
<b>3</b>	BLOCK, RAIL LOCKING - ZINC-PLATED	502970-1	2
<b>4</b>	WASHER, 13 FLAT ZINC	F81056-1	2
<b>5</b>	WASHER, Z12.2 SPLIT LOCK ZINC	F81056-2	2
<b>6</b>	BOLT, M12x40-8.8 HEX HEAD ZINC	F81004-1	2
<b>7</b>	WASHER, 1.5 MM SPACER ZINC	505122-1	1
<b>8</b>	WASHER, 3MM SPACER ZINC	505123-1	1
<b>9</b>	WASHER, 5MM SPACER ZINC	505124-1	1
	<b>RUBBER BUMPER ASSEMBLY, WM1000</b>	<b>504796</b>	<b>4/0</b>

10	BRACKET WELDMENT, RUBBER BUMPER PTD	503245-1	1	
11	BUSHING, 11/16X2 1/8X1 3/4 RUBBER	P12165	1	
12	MOUNT WELDMENT, CARRIAGE STOP PTD	086182-1	1	
13	PIN, S-Zn 4x25 COTTER	F81043-2	1	
	<b>PLATE, P/F LIMIT SWITCH ACTIVATOR PTD</b>	<b>505116</b>	<b>1/0</b>	
14	PLATE, WM1000 P/F LIMIT SWITCH ACTIVATOR - RIGHT	505114-1	1	
15	BLOCK, RAIL LOCKING - ZINC-PLATED	502970-1	2	
16	WASHER, 13 FLAT ZINC	F81056-1	2	
17	WASHER, Z12.2 SPLIT LOCK ZINC	F81056-2	2	
18	BOLT, M12x40-8.8 HEX HEAD ZINC	F81004-1	2	
	<b>PLATE, WM1000 P/F LIMIT SWITCH ACTIVATOR - LEFT</b>	<b>505117</b>	<b>1/0</b>	
19	PLATE, WM1000 P/F LIMIT SWITCH ACTIVATOR - LEFT	505115-1	1	
20	BLOCK, RAIL LOCKING - ZINC-PLATED	502970-1	2	
21	WASHER, 13 FLAT ZINC	F81056-1	2	
22	WASHER, Z12.2 SPLIT LOCK ZINC	F81056-2	2	
23	BOLT, M12x40-8.8 HEX HEAD ZINC	F81004-1	2	
	<b>RAIL MOUNT ASSEMBLY - DOUBLE</b>	<b>504794</b>	<b>0/2</b>	
24	BAR, RAIL CONNECTION	502696-1	1	
25	BLOCK, RAIL LOCKING - ZINC-PLATED	502970-1	4	
26	WASHER, 13 FLAT ZINC	F81056-1	4	
27	WASHER, Z12.2 SPLIT LOCK ZINC	F81056-2	4	
28	BOLT, M12x40-8.8 HEX HEAD ZINC	F81004-1	4	
29	WASHER, 1.5 MM SPACER ZINC	505122-1	2	
30	WASHER, 3 MM SPACER ZINC	505123-1	2	
31	WASHER, 5 MM SPACER ZINC	505124-1	2	
	<b>RESIN HIT-HY 200-A</b>	<b>509252</b>	<b>4/4</b>	
	<b>ANCHOR HIT-V-5,8.8M12X150</b>	<b>509293</b>	<b>90/90</b>	
	<b>TOOL, RESIN EXTRUSION HDM 500 CR/CB</b>	<b>509254</b>	<b>1/0</b>	

### 3.11 Tracks Elevated: 10 m & 5 m Track Elevated Extension



REF.	DESCRIPTION (◆ Indicates Parts Available In Assemblies Only)	PART #	QTY 508331/ 508332
	<b>TRACK, ELEVATED WM1000 10M - COMPLETE</b>	<b>506550</b>	<b>1</b>
	<b>EXTENSION TRACK ELEVATED , WM1000 5M - COMPLETE</b>	<b>507175</b>	<b>1</b>
1	RAIL, S30-5m DIN 5901	504798-1	2/2
	<b>RAIL MOUNT ASSEMBLY - SINGLE</b>	<b>504793</b>	<b>20/8</b>
2	BAR, RAIL MOUNT	502986-1	1
3	BLOCK, RAIL LOCKING - ZINC-PLATED	502970-1	2
4	WASHER, 13 FLAT ZINC	F81056-1	2
5	WASHER, Z12.2 SPLIT LOCK ZINC	F81056-2	2
6	BOLT, M12x40-8.8 HEX HEAD ZINC	F81004-1	2
7	WASHER, 1.5 MM SPACER ZINC	505122-1	1
8	WASHER, 3MM SPACER ZINC	505123-1	1
9	WASHER, 5MM SPACER ZINC	505124-1	1
	<b>RAIL MOUNT ASSEMBLY - DOUBLE</b>	<b>504794</b>	<b>2/2</b>

10	BAR, RAIL CONNECTION	502696-1	1	
11	BLOCK, RAIL LOCKING - ZINC-PLATED	502970-1	4	
12	WASHER, 13 FLAT ZINC	F81056-1	4	
13	WASHER, Z12.2 SPLIT LOCK ZINC	F81056-2	4	
14	BOLT, M12x40-8.8 HEX HEAD ZINC	F81004-1	4	
15	WASHER, 1.5 MM SPACER ZINC	505122-1	2	
16	WASHER, 3 MM SPACER ZINC	505123-1	2	
17	WASHER, 5 MM SPACER ZINC	505124-1	2	
	<b>PLATE, P/F LIMIT SWITCH ACTIVATOR PTD</b>	<b>505116</b>	<b>1/0</b>	
18	PLATE, WM1000 P/F LIMIT SWITCH ACTIVATOR - RIGHT	505114-1	1	
19	BLOCK, RAIL LOCKING - ZINC-PLATED	502970-1	2	
20	WASHER, 13 FLAT ZINC	F81056-1	2	
21	WASHER, Z12.2 SPLIT LOCK ZINC	F81056-2	2	
22	BOLT, M12x40-8.8 HEX HEAD ZINC	F81004-1	2	
	<b>PLATE, WM1000 P/F LIMIT SWITCH ACTIVATOR - LEFT</b>	<b>505117</b>	<b>1/0</b>	
23	PLATE, WM1000 P/F LIMIT SWITCH ACTIVATOR - LEFT	505115-1	1	
24	BLOCK, RAIL LOCKING - ZINC-PLATED	502970-1	2	
25	WASHER, 13 FLAT ZINC	F81056-1	2	
26	WASHER, Z12.2 SPLIT LOCK ZINC	F81056-2	2	
27	BOLT, M12x40-8.8 HEX HEAD ZINC	F81004-1	2	
28	BRACKET WELDMENT, RUBBER BUMPER	506541-1	4/0	
29	BUSHING, 11/16X2 1/8X1 3/4 RUBBER	P12165	4/0	
30	MOUNT WELDMENT, CARRIAGE STOP	086182-1	4/0	
31	PIN, S-Zn 4x25 COTTER	F81043-2	4/0	
32	BOLT, M12X45-8.8 HEX HEAD ZINC	F81004-32	8	
33	WASHER, 13 FLAT ZINC	F81056-1	112/48	
34	NUT, M12-8 HEX NYLON ZINC LOCK	F81034-2	56/24	
35	BOLT, M12X60-8.8 HEX HEAD ZINC	F81004-5	48/24	
36	RUBBER COVER 80MM	089293	11/0	
37	CHANNEL, HYDRAULIC HOSE - COMPLETE	506536-1	9/5	
38	COVER, HYDRAULIC HOSE CHANNEL - SHORT	506599-1	1/0	
39	COVER, HYDRAULIC HOSE CHANNEL	506542-1	8/5	
40	SUPPORT, RAIL W/HYDRAULIC HOSE CHANNEL	506545-1	9/5	
41	SUPPORT, RAIL	506540-1	13/5	
42	COVER, HYDRAULIC HOSE CHANNEL - COMPLETE	506598-1	1/0	
43	BOLT, M8x16-8.8-B HEX HEAD FULL THREAD ZINC	F81002-20	37/18	
44	WASHER, 8.2 SPLIT LOCK ZINC	F81054-4	73/0	
45	WASHER, 8.4 FLAT ZINC	F81054-1	77/40	
46	BOLT, M8X20-5.8 HEX HEAD FULL THREAD ZINC	F81002-1	2/0	
47	BOLT, M8x25-8.8-B HEX HEAD FULL THREAD ZINC	F81002-5	36/20	
48	NUT, M8-8-B HEX NYLON LOCK ZINC	F81032-2	2/0	
	<b>STAIRS PLATFORM, WM1000 - COMPLETE</b>	<b>506851</b>	<b>1/0</b>	
49	STAIRS PLATFORM ,WM1000	506856-1	1	
50	PAD, NON-SKID STEP	045149	2	
51	BOLT, M10X75-8.8 HEX HEAD ZINC	F81003-15	4	
52	WASHER, 10.5 FLAT ZINC	F81055-1	8	
53	NUT, M10-8-B HEX NYLON ZINC LOCK	F81033-1	4	
	<b>RESIN HIT-HY 200-A</b>	<b>509252</b>	<b>8/4</b>	
	<b>ANCHOR HIT-V-5,8.8M12X150</b>	<b>509293</b>	<b>180/90</b>	

# 3

## SAWMILL MAST

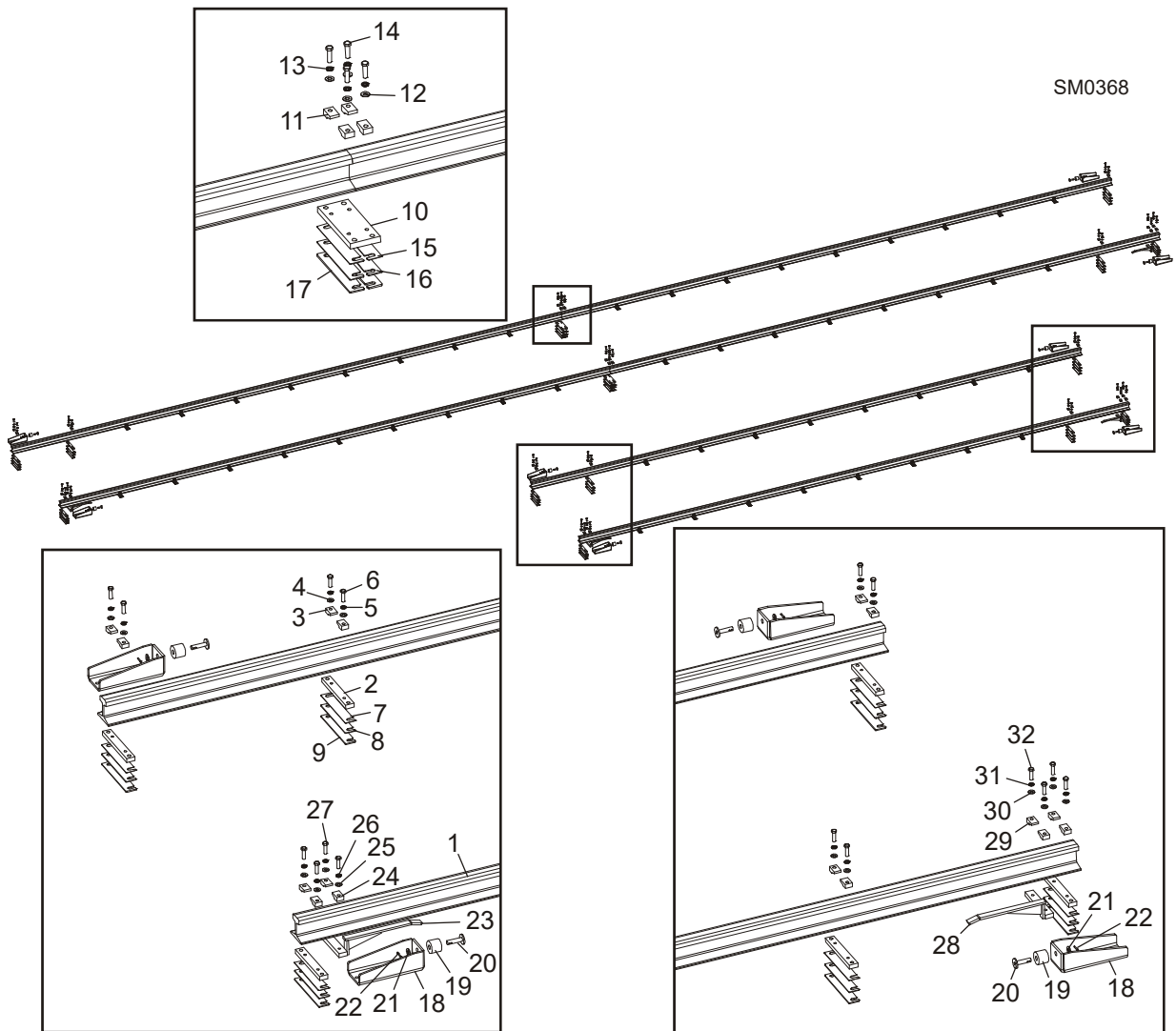
*Tracks Elevated: 10 m & 5 m Track Elevated Extension*

---

	TOOL, RESIN EXTRUSION HDM 500 CR/CB	509254	1/0	
--	-------------------------------------	--------	-----	--



3.12 33' & 66' Track Assembly (U.S. Only)



REF.	DESCRIPTION (◆ Indicates Parts Available In Assemblies Only)	PART #	QTY
	<b>TRACK ASSEMBLY, WM1000 66' RAIL</b>	065244-66	1
	<b>TRACK ASSEMBLY, WM1000 33' RAIL</b>	065244-33	1
1	Rail, 4-1/4 x 33' x 60 lbs. 6040	065229	4/2
	Bar Assembly, Rail Hold Down	065247	40/20
2	Bar, 1-1/2" Rail Foot Mount	065231	1
3	Block, Rail Toe Clamp	065230	2
4	Washer, 1/2" SAE Flat	F05011-2	2
5	Washer, 1/2" Split Lock	F05011-9	2
6	Bolt, 1/2-13 x 1 3/4" Hex Head Grade 5	F05008-88	2
7	Shim, 16Ga Rail Mount	065233	1
8	Shim, 1/8" Rail Mount	065234	1
9	Shim, 3/16" Rail Mount	065235	1
	Bar Assembly, Rail Hold Down Splice (66' Track Only)	065248	2
10	Bar, 3/4" x 4" x 9-1/2" Base Splice	065238	1



# SAWMILL MAST

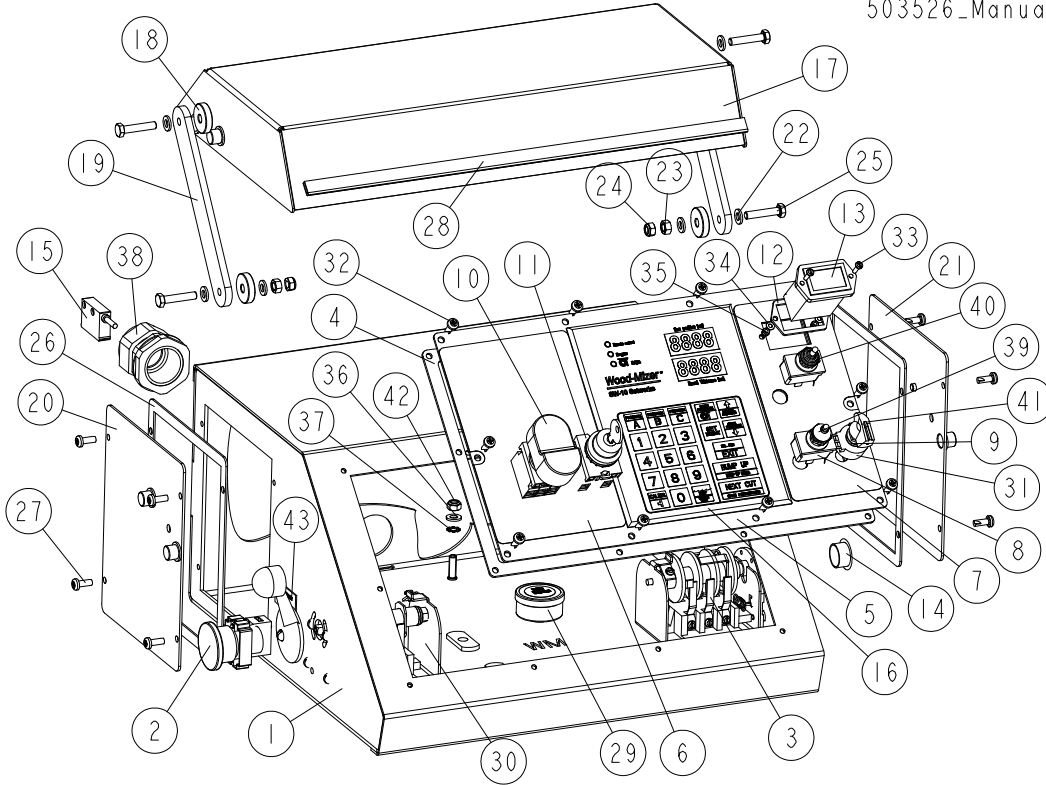
33' & 66' Track Assembly (U.S. Only)

11	Block, Rail Toe Clamp	065230	4	
12	Washer, 1/2" SAE Flat	F05011-2	4	
13	Washer, 1/2" Split Lock	F05011-9	4	
14	Bolt, 1/2-13 x 1 3/4" Hex Head Grade 5	F05008-88	4	
15	Shim, 16Ga Rail Mount	065233	2	
16	Shim, 1/8" Rail Mount	065234	2	
17	Shim, 3/16" Rail Mount	065235	2	
18	Bracket, 3/8" WM1000 Head Stop	065245	4	
19	Bushing, 11/16" x 2 1/8" x 1 3/4" Rubber	P12165	4	
20	Stop Weldment, Carriage Ptd	086182-1	4	
21	Washer, 5/8" SAE Flat	F05011-5	4	
22	Pin, 3/16" x 1" Cotter	F05012-21	4	
	Bar Assembly, Rail Pick Up Front	065249	1	
23	Slide Weldment, Rail Pick Up, Front	065243	1	
24	Block, Rail Toe Clamp	065230	2	
25	Washer, 1/2" SAE Flat	F05011-2	2	
26	Washer, 1/2" Split Lock	F05011-9	2	
27	Bolt, 1/2-13 x 1 3/4" Hex Head Grade 5	F05008-88	2	
	Bar Assembly, Rail Pick Up End	065251	1	
28	Slide Weldment, Rail Pick Up End	065250	1	
29	Block, Rail Toe Clamp	065230	2	
30	Washer, 1/2" SAE Flat	F05011-2	2	
31	Washer, 1/2" Split Lock	F05011-9	2	
32	Bolt, 1/2-13 x 1 3/4" Hex Head Grade 5	F05008-88	2	

## SECTION 4 CONTROL BOX

### 4.1 Control Assembly

503526\_001  
503526\_Manual



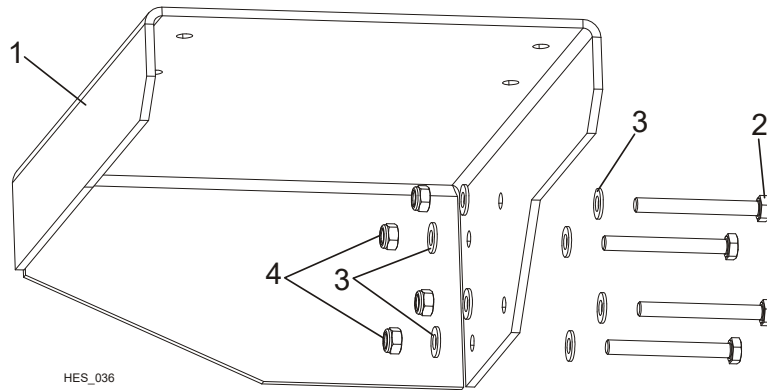
REF.	DESCRIPTION (◆ Indicates Parts Available In Assemblies Only)	PART #	QTY
	BOX, WM1000 CONTROL	503526	1
1	BOX WELDMENT, WM1000	520891-1	1
2	BUTTON, XB4 BS542 EMERGENCY STOP	086556	1
3	SWITCH, 1992 UP/DOWN	E20440	1
4	GASKET, CONTROL BOX	097132	1
5	PLATE, AC LT40 CONTROL BOX FRONT	100572-1	1
6	DECAL, WM1000 CONTROL BOX - LEFT	503525L	1
7	DECAL, WM1000 CONTROL BOX - RIGHT	503525	1
8	SWITCH, DPDT TOGGLE 21A REV. MOM .SPADE	024200	2
9	WASHER, 3/8 ID 5/8 OD .032 THICK NYLON	033444	1
10	SWITCH, 24V ILLUMINATED START/STOP (MOELLER)	090452	1
11	SWITCH, M22 3-POSITION KEY	091361	1
12	GASKET, HOUR METER	093346	1
13	METER, HOUR (HOBBS-HONEYWELL)	093166	1
14	CAP, SR1086 222 HOLE	093544	1
15	SENSOR, MSK-320	096014	1
16	CONTROLLER, SW-10 SETWORKS	500628	1

## 4

**CONTROL BOX***Control Assembly*

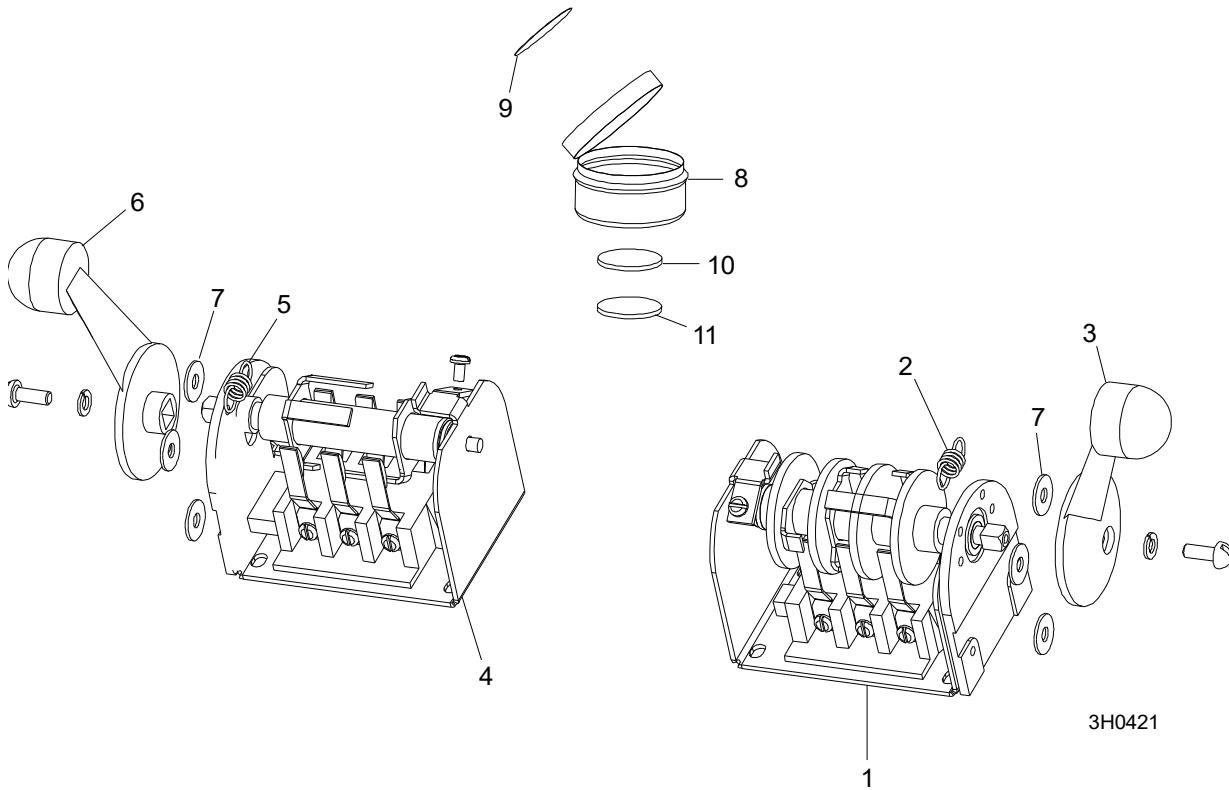
REF.	DESCRIPTION (◆ Indicates Parts Available In Assemblies Only)	PART #	QTY	
	COVER, E40 WM1000 CONTROL BOX - COMPLETE	517273	1	
17	COVER, E40 WM1000 CONTROL BOX	517274-1	1	
18	BUSHING, 6.5/25-6	088728	4	
19	BRACKET, CONTROL BOX COVER MOUNT	088831-1	2	
20	PLATE, E40 WM1000 RIGHT SIDE COVER	517276-1	1	
21	PLATE, E40 WM1000 LEFT SIDE COVER	517278-1	1	
22	WASHER, 6.4 FLAT ZINC	F81053-1	8	
23	NUT, M6 8 HEX ZINC	F81031-1	4	
24	NUT, M6-8-B HEX NYLON ZINC LOCK	F81031-2	4	
25	BOLT, M6X30-8.8 HEX HEAD FULL THREAD ZINC	F81001-8	4	
26	GASKET, SIDE PANEL CONTROL	015274	2	
27	BOLT, #10-24X1/2 PH. PAN HEAD, TYPE 23	F05015-17	8	
28	GROMMET, .062-.099 CONT. PLASTIC	R01887-1	1	
29	GREASE, DRUM SWITCH	A20463	1	
30	SWITCH, 1992GS POWER FEED	E20438	1	
31	POTENTIOMETER, 1K LTAGA	E20519	1	
32	BOLT, #10-24X1/2 PH. PAN HEAD, TYPE 23	F05015-17	10	
33	SCREW, M3X12 METRIC SLOTTED PAN HEAD ZINC (DIN85A)	F81000-12	2	
34	WASHER, 3.2 FLAT ZINC	F81050-2	2	
35	NUT, M3-6 HEX NYLON ZINC LOCK	F81028-2	2	
36	WASHER, 6.4 FLAT ZINC	F81053-1	1	
37	WASHER, 6.4 EXTERIOR STAR ZINC LOCK	F81053-2	1	
38	GLAND, PG29 CABLE	F81096-1	1	
39	BOOT, TOGGLE SWITCH	P02575	2	
40	WASHER, 1/2X3/4X1/16 NYLON	P05251-1	2	
41	KNOB, SPEED CONTROL	P06257	1	
42	NUT, M6-8-B HEX NYLON ZINC LOCK	F81031-2	1	
43	DECAL, EMERGENCY STOP	086793	1	

**4.2 Control Box Bracket**



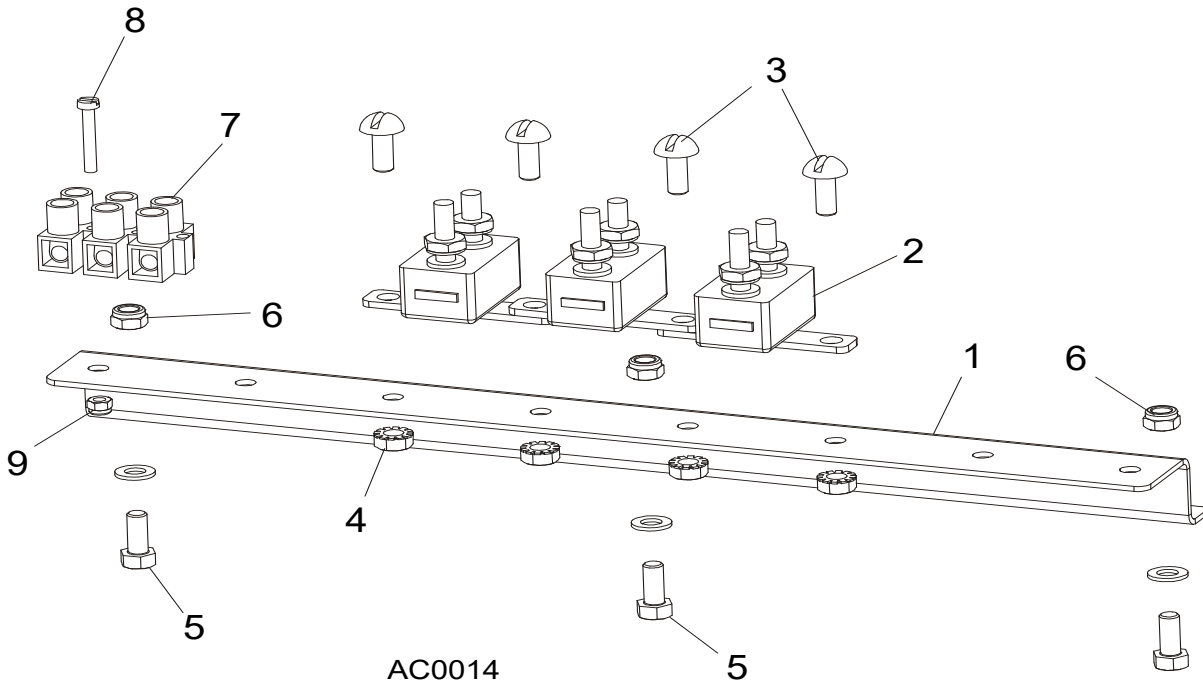
REF.	DESCRIPTION (◆ Indicates Parts Available In Assemblies Only)	PART #	QTY
1	BRACKET, CONTROL BOX	502781-1	1
2	BOLT, M8x70 8.8 HEX HEAD ZINC	F81002-71	4
3	WASHER, 8.4-FLAT ZINC	F81054-1	8
4	NUT, M8-8-B HEX NYLON ZINC LOCK	F81032-2	4

4.3 Switches



REF.	DESCRIPTION (◆ Indicates Parts Available In Assemblies Only)	PART #	QTY	
	<b>SWITCH, UP/DOWN</b>	E20440	1	
1	HOUSING, DRUM SWITCH	E20440-B	1	◆
2	SPRING, DRUM SWITCH	P12570	1	
3	HANDLE, DRUM SWITCH W/SCREW	P12500	1	
	<b>SWITCH, POWER FEED</b>	E20438	1	
4	HOUSING, DRUM SWITCH	E20438-B	1	◆
5	SPRING, DRUM SWITCH	P12570	1	
6	HANDLE, DRUM SWITCH W/SCREW	P12500	1	
7	<b>WASHER, #8 SAE FLAT ZINC</b>	F05011-41	6	
	<b>GREASE, DRUM SWITCH</b>	A20463	1	
8	CUP, GREASE CONTAINER	P20464	1	◆
9	LABEL, GREASE CUP	P20467	1	
10	VELCRO, TAB LOOPS	P20466	1	◆
11	VELCRO, TAB HOOK	P20465	1	◆
	GREASE, DRUM SWITCH	P20468	.011ml	◆

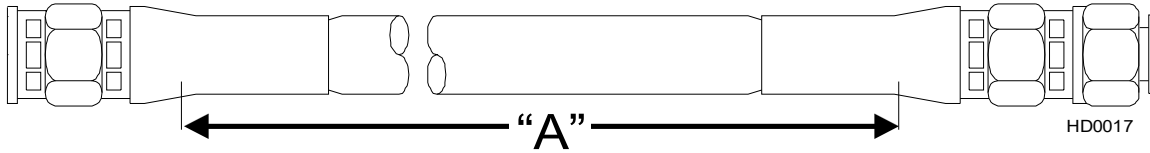
**4.4 Circuit Breakers**



REF.	DESCRIPTION (◆ Indicates Parts Available In Assemblies Only)	PART #	QTY
1	RAIL, CIRCUIT BREAKER	015310	1
2	BREAKER, 15A MANUAL RESET	E20430	3
3	SCREW, H M5X10 8.8 ZINC	F81000-13	4
4	NUT, M5-8- DIN 985 ZINC	F81030-2	4
5	BOLT, M5X12-5.8-HEX HEAD FULL THREAD ZINC	F81000-5	3
6	NUT, M5-8- DIN 985 ZINC	F81030-2	3
7	BLOCK, TERMINAL	F81086-1	1
8	SCREW, M3x20-5.8-A SLOTTED CHEESE HEAD ZINC	F81000-8	1
9	NUT, M3-6 HEX NYLON ZINC LOCK	F81028-2	1

**SECTION 5 HYDRAULIC SYSTEM**

**5.1 Hydraulic Hoses, Standard Hydraulic System**



Part #	Symbol	Length "A" [m]	Location	Description	Diameter
507081	H1	9.4	Module III	Up/down clamp cylinders, from hydraulic box to tee fitting (in hose channel) - cylinder piston up	¼"
507081	H2	9.4	Module III	Up/down clamp cylinders, from hydraulic box to tee fitting (in hose channel) - cylinder piston down	¼"
507082	H3	9.4	Module III	In/out clamp cylinders, from hydraulic box to tee fitting (in hose channel) - cylinder piston up	3/8"
507082	H4	9.4	Module III	In/out clamp cylinders, from hydraulic box to tee fitting (in hose channel) - cylinder piston down	3/8"
507083	H5	1.75	Module III	In/Out clamp left cylinder, from cylinder to tee fitting in hose channel - cylinder piston up	3/8"
507092	H6	2.45	Module III	In/Out clamp right cylinder, from cylinder to tee fitting in hose channel - cylinder piston up	3/8"
507084	H7	2.20	Module III	In/Out clamp left cylinder, from cylinder to tee fitting in hose channel - cylinder piston down	3/8"
091844	H8	2.20	Module III	In/Out clamp right cylinder, from cylinder to tee fitting in hose channel - cylinder piston down	3/8"
507091	H9	1.35	Module III	Up/Down clamp left cylinder, from cylinder to tee fitting in hose channel - cylinder piston up	¼"
P12539	H10	2.13	Module III	Up/Down clamp right cylinder - from cylinder to tee fitting in hose channel - cylinder piston up	¼"
500688	H11	1.32	Module III	Up/Down clamp left cylinder, from cylinder to tee fitting in hose channel - cylinder piston down	¼"
507087	H12	2.30	Module III	Up/Down clamp right cylinder, from cylinder to tee fitting in hose channel - cylinder piston down	¼"
093069	H13	3.13	Module III	Side support hose, from module II tee to side support cylinder - cylinder piston up	3/8"
093069	H14	3.13	Module III	Side support hose, from module II tee fitting to side support cylinder - cylinder piston down	3/8"



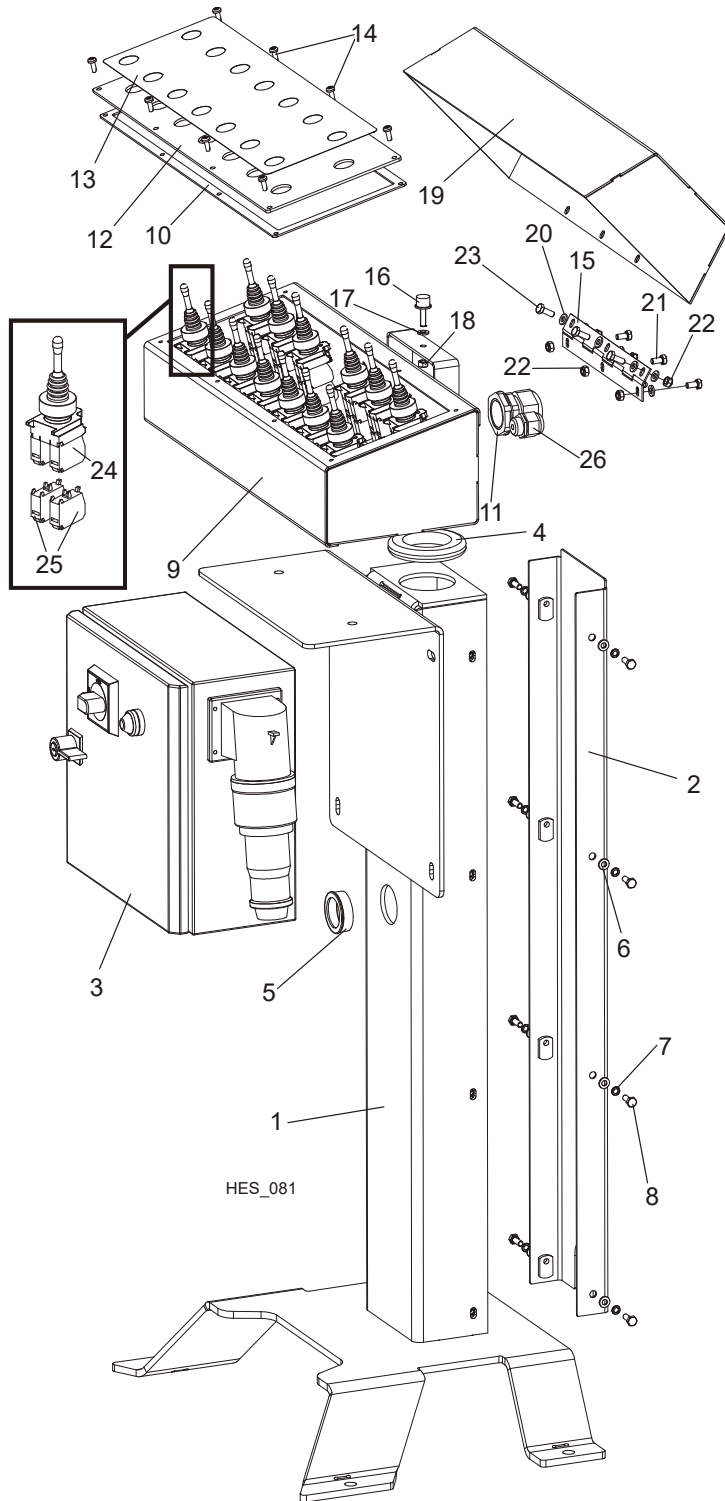
092359	H15	2.1	Module II	Side support cylinder hose, between 1st module tee fitting and 2nd module tee fitting - cylinder piston up	3/8"
092359	H16	2.1	Module II	Side support cylinder hose, between 1st module tee fitting and 2nd module tee fitting - cylinder piston down	3/8"
095351	H17	5.69	Module I	Side support hose, from hydraulic box to module I tee fitting - cylinder piston up	3/8"
095351	H18	5.69	Module I	Side support hose, from hydraulic box to module I tee fitting - cylinder piston down	3/8"
093156	H19	0.75	Module I	Module I side support hose, from module I tee fitting to cylinder - cylinder piston up	3/8"
093156	H20	0.75	Module I	Module I side support hose, from module I tee fitting to cylinder - cylinder piston down	3/8"
093156	H21	0.75	Module II	Module II side support hose, from module II tee fitting to cylinder - cylinder piston up	3/8"
505338	H22	0.8	Module II	Module II side support hose, from module II tee fitting to cylinder - cylinder piston down	3/8"
507867	H23	8.0	Module II	In/out clamp cylinder hose, from hydraulic box to tee fitting (in hose channel) - cylinder piston up	3/8"
507867	H24	8.0	Module II	In/out clamp cylinder hose, from hydraulic box to tee fitting (in hose channel) - cylinder piston down	3/8"
507086	H25	2.45	Module II	In/out clamp left cylinder, from cylinder to tee fitting (in hose channel) - cylinder piston up	3/8"
093329	H26	1.8	Module II	In/out clamp right cylinder, from cylinder to tee fitting (in hose channel) - cylinder piston up	3/8"
507084	H27	2.2	Module II	In/out clamp left cylinder, from cylinder to tee fitting (in hose channel) - cylinder piston down	3/8"
091844	H28	2.2	Module II	In/out clamp right cylinder, from cylinder to tee fitting (in hose channel) - cylinder piston down	3/8"
098403	H29	7.7	Module II	Up/down clamp cylinder hose, from hydraulic box to tee fitting (in hose channel) - cylinder piston up	1/4"
098403	H30	7.7	Module II	Up/down clamp cylinder hose, from hydraulic box to tee fitting (in hose channel) - cylinder piston down	1/4"
095217	H31	1.25	Module II	Up/down clamp left cylinder, from cylinder to tee fitting (in hose channel) - cylinder piston up	1/4"
P12540	H32	2.3	Module II	Up/down clamp right cylinder, from cylinder to tee fitting (in hose channel) - cylinder piston down	1/4"
507087	H33	2.3	Module II	Up/down clamp left cylinder, from cylinder to tee fitting (in hose channel) - cylinder piston down	1/4"

507091	H34	1.35	Module II	Up/down clamp right cylinder, from cylinder to tee fitting (in hose channel) - cylinder piston up	¼"
507098	H35	5.45	Module I	In/out clamp cylinder hose, from hydraulic box to tee fitting (in hose channel) - cylinder piston up	3/8"
507098	H36	5.45	Module I	In/out clamp cylinder hose, from hydraulic box to tee fitting (in hose channel) - cylinder piston down	3/8"
507083	H37	1.75	Module I	In/out clamp left cylinder, from cylinder to tee fitting (in hose channel) - cylinder piston up	3/8"
507092	H38	2.45	Module I	In/out clamp right cylinder, from cylinder to tee fitting (in hose channel) - cylinder piston up	3/8"
507084	H39	2.15	Module I	In/out clamp left cylinder, from cylinder to tee fitting (in hose channel) - cylinder piston down	3/8"
091844	H40	2.15	Module I	In/out clamp right cylinder, from cylinder to tee fitting (in hose channel) - cylinder piston down	3/8"
506094	H41	5.50	Module I	Up/down clamp cylinder hose, from hydraulic box to tee fitting (in hose channel) - cylinder piston up	¼"
506094	H42	5.50	Module I	Up/down clamp cylinder hose, from hydraulic box to tee fitting (in hose channel) - cylinder piston down	¼"
507091	H43	1.35	Module I	Up/down clamp left cylinder, from cylinder to tee fitting (in hose channel) - cylinder piston up	¼"
P12539	H44	2.07	Module I	Up/down clamp right cylinder, from cylinder to tee fitting (in hose channel) - cylinder piston up	¼"
500688	H45	1.32	Module I	Up/down clamp left cylinder, from cylinder to tee fitting (in hose channel) - cylinder piston down	¼"
507087	H46	2.25	Module I	Up/down clamp right cylinder, from cylinder to tee fitting (in hose channel) - cylinder piston down	¼"
507634	H47	8.1	Module I	Power roller I hose, from hydraulic box to Power roller I hydraulic motor	3/8"
094591	H48	4.5	Module I/II	Between power roller I hydraulic motor and power roller II hydraulic motor	3/8"
507094	H49	12	Module III	From power roller II hydraulic motor to hydraulic box	3/8"
507634	H50	8.15	Module II	Power roller II, up/down cylinder, from hydraulic box to tee fitting (in hose channel) - cylinder piston up	3/8"
507634	H51	8.15	Module II	Power roller II, up/down cylinder, from hydraulic box to tee fitting (in hose channel) - cylinder piston down	3/8"

089853	H52	2.0	Module II	Power roller II, up/down cylinder, from tee fitting (in hose channel) to right cylinder - cylinder piston down	3/8"
507083	H53	1.65	Module II	Power roller II, up/down cylinder, from tee fitting (in hose channel) to left cylinder - cylinder piston down	3/8"
093329	H54	1.8	Module II	Power roller II, up/down cylinder, from tee fitting (in hose channel) to right cylinder - cylinder piston up	3/8"
507096	H55	1.4	Module II	Power roller II, up/down cylinder, from tee fitting (in hose channel) to left cylinder - cylinder piston up	3/8"
095351	H56	5.69	Module I	Power roller I, up/down cylinder, from hydraulic box to tee fitting (in hose channel) - cylinder piston up	3/8"
095351	H57	5.69	Module I	Power roller I, up/down cylinder, from hydraulic box to tee fitting (in hose channel) - cylinder piston down	3/8"
507096	H58	1.4	Module I	Power roller I, up/down cylinder, from tee fitting (in hose channel) to left cylinder - cylinder piston down	3/8"
093329	H59	1.8	Module I	Power roller I, up/down cylinder, from tee fitting (in hose channel) to right cylinder - cylinder piston up	3/8"
507096	H60	1.4	Module I	Power roller I, up/down cylinder, from tee fitting (in hose channel) to left cylinder - cylinder piston up	3/8"
089853	H61	1.95	Module I	Power roller I, up/down cylinder, from tee fitting (in hose channel) to right cylinder - cylinder piston down	3/8"
505849	H62	8.6	Turner II	Log turner II, up/down cylinder, from hydraulic box to tee fitting (in hose channel) - cylinder piston up	3/8"
505849	H63	8.6	Turner II	Log turner II, up/down cylinder, from hydraulic box to tee fitting (in hose channel) - cylinder piston down	3/8"
507100	H64	1.6	Turner II	Log turner II, up/down cylinder, from tee fitting (in hose channel) to right cylinder - cylinder piston up	3/8"
507101	H65	1.6	Turner II	Log turner II, up/down cylinder, from tee fitting (in hose channel) to left cylinder - cylinder piston up	3/8"
089853	H66	1.95	Turner II	Log turner II, up/down cylinder, from tee fitting (in hose channel) to right cylinder - cylinder piston down	3/8"

507102	H67	1.95	Turner II	Log turner II, up/down cylinder, from tee fitting (in hose channel) to left cylinder - cylinder piston down	3/8"
507103	H68	6.65	Turner I	Log turner I, up/down cylinder, from hydraulic box to tee fitting (in hose channel) - cylinder piston up	3/8"
507103	H69	6.65	Turner I	Log turner I, up/down cylinder, from hydraulic box to tee fitting (in hose channel) - cylinder piston down	3/8"
507100	H70	1.55	Turner I	Log turner I, up/down cylinder, from tee fitting (in hose channel) to right cylinder - cylinder piston up	3/8"
507101	H71	1.55	Turner I	Log turner I, up/down cylinder, from tee fitting (in hose channel) to left cylinder - cylinder piston up	3/8"
089853	H72	1.95	Turner I	Log turner I, up/down cylinder, from tee fitting (in hose channel) to right cylinder - cylinder piston down	3/8"
507102	H73	1.95	Turner I	Log turner I, up/down cylinder, from tee fitting (in hose channel) to left cylinder - cylinder piston down	3/8"
507106	H74	9.75	Turner I	From hydraulic box to turner I hydraulic motor	1/2"
507105	H75	4.1	Turner I/ II	Between log turner hydraulic motors	1/2"
507104	H76	7.5	Turner II	From turner II hydraulic motor to hydraulic box	1/2"
094591	H77	4.5	Module II/III	Between power roller II hydraulic motor and power roller III hydraulic motor	3/8"
507099	H78	10,5	Module III	Power roller III, up/down cylinder, from hydraulic box to tee fitting (in hose channel) - cylinder piston up	3/8"
507099	H79	10.5	Module III	Power roller III, up/down cylinder, from hydraulic box to tee fitting (in hose channel) - cylinder piston down	3/8"
507005	H80	1.36	Module III	Power roller III, up/down cylinder, from tee fitting (in hose channel) to right cylinder - cylinder piston down	3/8"
507102	H81	1.95	Module III	Power roller III, up/down cylinder, from tee fitting (in hose channel) to left cylinder - cylinder piston down	3/8"
089856	H82	1.85	Module III	Power roller III, up/down cylinder, from tee fitting (in hose channel) to right cylinder - cylinder piston up	3/8"
507096	H83	1.35	Module III	Power roller III, up/down cylinder, from tee fitting (in hose channel) to left cylinder - cylinder piston up	3/8"

## 5.2 Hydraulic Control Box, WM1000

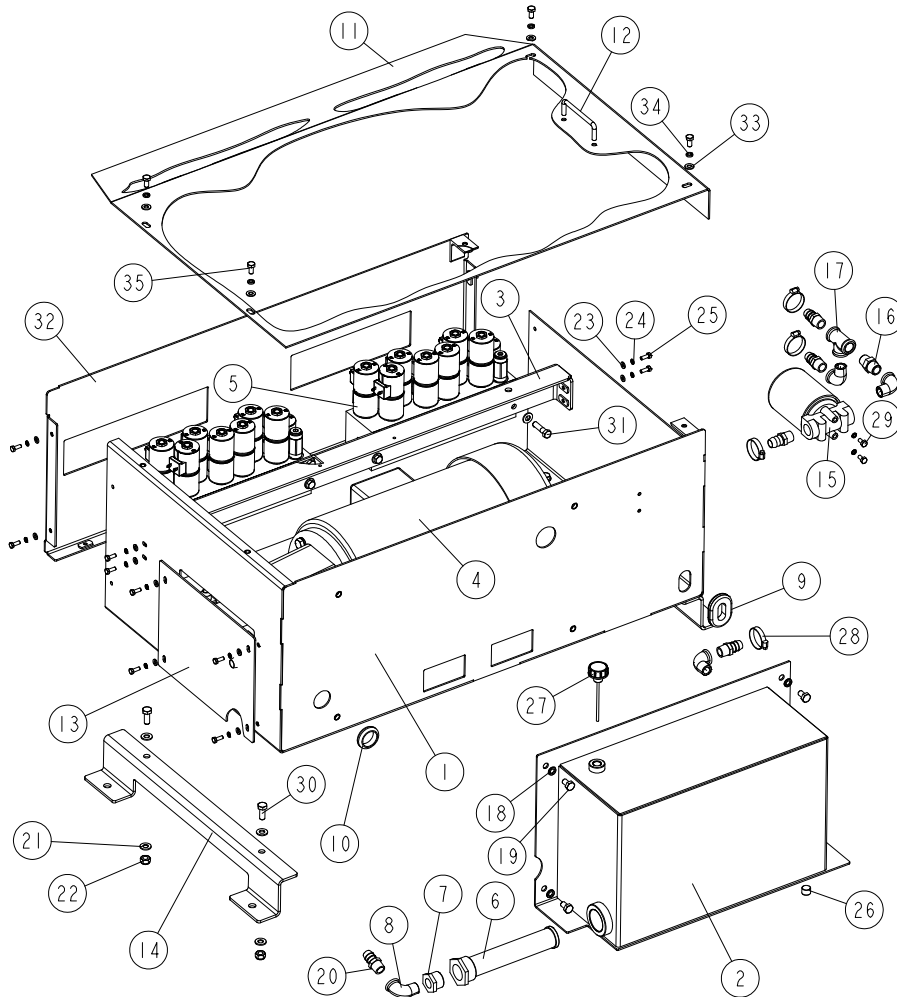


REF.	DESCRIPTION (◆ Indicates Parts Available In Assemblies Only)	PART #	QTY	QTY
	<b>BOX, WM1000 (3+2) HYDRAULIC CONTROL - COMPLETE</b>	<b>505556</b>		
	<b>BOX, WM1000 (2+1) HYDRAULIC CONTROL - COMPLETE</b>	<b>514143</b>		
1	PEDESTAL WELDMENT, HYDRAULIC BOX PTD	505555-1	1	1
2	PLATE, PEDESTAL REAR	504499-1	1	1
3	BOX, WM1000 ELECTRIC	505379	1	1
4	GROMMET, 55mm DIA.	085614	1	1

5	BUSH, MOSS 44.5mm 465901 SNAP-FIT	R80670-3	1	1
6	WASHER, 6.4 FLAT ZINC	F81053-1	8	8
7	WASHER, Z 6.1 SPLIT LOCK ZINC	F81053-3	8	8
8	BOLT, M6x16 8.8 HEX HEAD FULL THREAD ZINC	F81001-15	8	8
	<b>BOX, 14S WM1000 HYDRAULIC CONTROL</b>	<b>504967</b>	<b>1</b>	<b>-</b>
	<b>BOX, 10S WM1000 HYDRAULIC CONTROL</b>	<b>514144</b>	<b>-</b>	<b>1</b>
9	BOX, WM1000 HYDRAULIC CONTROL	504996-1	1	1
10	GASKET, WM1000 HYDRAULIC CONTROL BOX	505002	1	1
11	GLAND, DP 29/H CABLE	F81096-1	1	1
12	PLATE, 14S HYDRAULIC BOX MOUNTING	506528-1	1	1
13	DECAL, 14S WM1000 HYDRAULIC CONTROL BOX	504968	1	1
14	BOLT, #10-24X1/2 PH PAN HEAD, TYPE 23	F05015-17	8	8
15	HINGE, LT15 COVER ZINC-PLATED	088257-1	1	1
	<b>BUMPER, A/022 COMPLETE</b>	<b>088376</b>	<b>1</b>	<b>1</b>
16	BUMPER, A/022	088375	1	1
17	WASHER, 6.4 FLAT ZINC	F81053-1	1	1
18	NUT, M6-8 HEX ZINC	F81031-1	1	1
19	COVER, WM1000 HYDRAULIC CONTROL BOX	504999-1	1	1
20	WASHER, 6.4 FLAT ZINC	F81053-1	9	9
21	BOLT, M6x12-8.8 HEX HEAD FULL THREAD ZINC	F81001-7	3	3
22	NUT, M6-8-B HEX NYLON ZINC LOCK	F81031-2	6	6
23	BOLT, M6x16 8.8 HEX HEAD FULL THREAD ZINC	F81001-15	3	3
24	JOYSTICK, XD4PA22	087815	14	10
25	CONTACT, ZBE101	087817	28	20
26	GLAND, DP 13/H CABLE	F81096-4	1	1

### 5.3 Hydraulic Box (2+1)

514142\_001\_A  
514142\_MANUAL

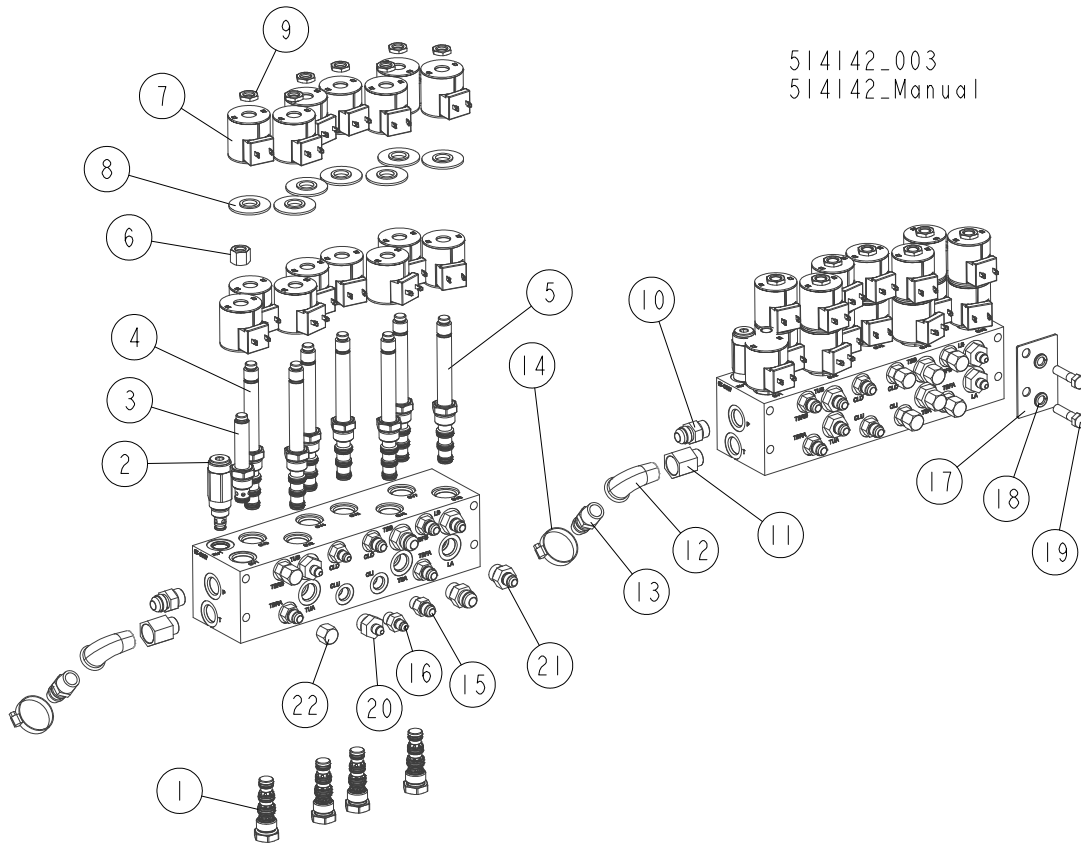


REF.	DESCRIPTION (◆ Indicates Parts Available in Assemblies Only)	PART #	QTY
	<b>BOX, WM1000 HYDRAULIC (2+1)</b>	<b>514142</b>	<b>1</b>
1	BOX WELDMENT, WM1000 HYDRAULIC	508323-1	1
2	TANK, WM1000 OIL (28L)	504976-1	1
3	BRACKET, HYDRAULIC VALVE MOUNT - COMPLETE	504993-1	1
4	PUMP, 7.5KW, N=2925, 32.5L/MIN HYDRAULIC W/MOTOR <a href="#">See Section 5.12</a>	533938	1
5	VALVE, HYD, 7 STATION EXPANDABLE, 24V <a href="#">See Section 5.4</a>	025689	2
6	FILTER, RESAW TANK SUCTION	P20210	1
7	BUSHING, 1/2 TO 1	P20239	1
8	FITTING, A4 WZ 1/2" ZINC-PLATED ELBOW	094749	5
9	GROMMET, RUBBER, 1 X 1 3/4 OVAL	085613	1
10	GROMMET, PVC 32/38 BL.3MM	500663	1
	COVER, WM1000 HYDRAULIC BOX - COMPLETE	508327	1
11	COVER, WM1000 HYDRAULIC BOX	508328-1	1
12	HANDLE, 4" W/BOLTS	P08065	2
13	PLATE, CAP	505032-1	1
14	BRACKET, WM1000 HYDRAULIC BOX BASE	508329-1	2

REF.	DESCRIPTION (◆ Indicates Parts Available in Assemblies Only)	PART #	QTY	
15	MANIFOLD, W/FILTER	P22683	1	
16	NIPPLE, N8 1/2" MALE ZINC-PLATED	094751	1	
17	FITTING, B1 1/2" TEE ZINC-PLATED	094750	1	
18	WASHER, Z 10.2 SPLIT LOCK ZINC	F81055-2	4	
19	BOLT, M10X16-8.8 HEX HEAD FULL THREAD ZINC	F81003-13	4	
20	FITTING, 1/2NPT MALE-3/4 HOSE BARB	035621	6	
21	WASHER, 10.5 FLAT ZINC	F81055-1	16	
22	NUT, M10-8-B HEX NYLON ZINC LOCK	F81033-1	4	
23	WASHER, 6.4 FLAT ZINC	F81053-1	12	
24	WASHER, Z 6.1 SPLIT LOCK ZINC	F81053-3	14	
25	BOLT, M6X16-8.8 HEX HEAD FULL THREAD ZINC	F81001-15	12	
26	CAP, 3/8 " NPT HYDRAULIC PUMP TANK	085694	1	
27	PLUG, G3/8" OIL FILL W/DIP STICK	507166	1	
28	CLAMP, 25-40mm	095093	4	
29	BOLT, 1/4-20X1/2 HEX HEAD	F05005-15	2	
30	BOLT, M10X25 8.8 HEX HEAD FULL THREAD ZINC	F81003-11	4	
31	BOLT, 3/8-16X1 1/2 HEX HEAD	F05007-3	8	
32	PLATE WELDMENT, FRONT	508330-1	1	
33	WASHER, 8.4 FLAT ZINC	F81054-1	4	
34	WASHER, 8.2 SPLIT LOCK ZINC	F81054-4	4	
35	BOLT, M8x16 -8.8-B HEX HEAD FULL THREAD ZINC	F81002-20	4	



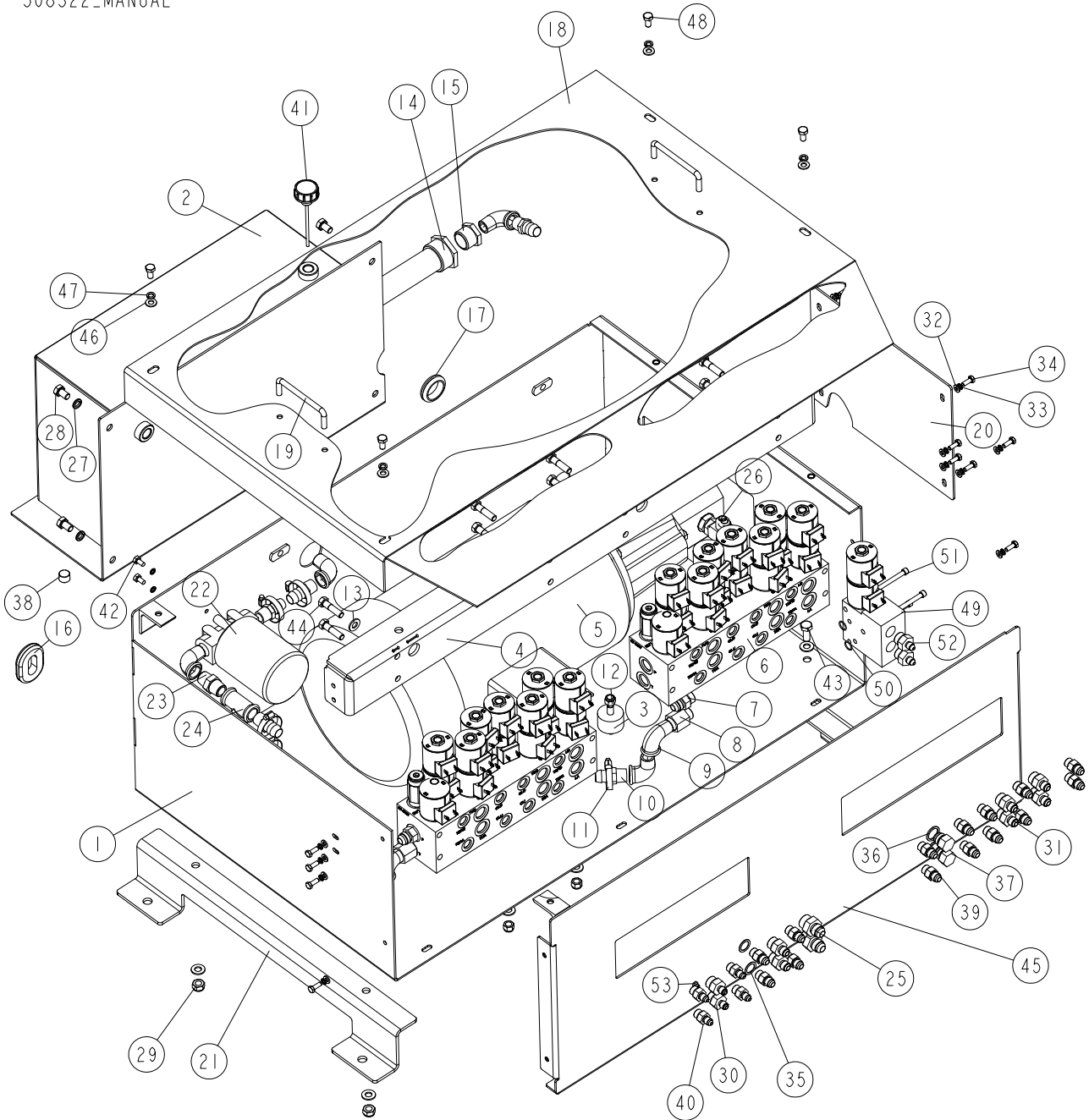
5.4 Hydraulic Valve (2+1)



REF.	DESCRIPTION (◆ Indicates Parts Available in Assemblies Only)	PART #	QTY
	<b>VALVE, HYD, 7-STATION EXPANDABLE, 24V</b>	<b>025689</b>	<b>2</b>
1	VALVE, DUAL PO CHECK	025832	4
2	VALVE, RELIEF	025833	1
3	VALVE, 2-WAY, NORMALLY OPEN (LESS COIL)	025831	1
4	VALVE, 4-WAY 3-POSITION, MOTOR SPOOL (LESS COILS)	025829	4
5	VALVE, 4-WAY 3-POSITION, CLOSED CENTER (LESS COILS)	025830	3
6	NUT, COIL (SV10-21)	025836	1
7	COIL, 24V DC	025835	15
8	SPACER, COIL	025838	7
9	NUT, COIL (SV10-47)	025837	7
10	FITTING, 3/4" UNF-1/2" JIC STRAIGHT	514531	4
11	FITTING, #8SAE-1/2NPT FEMALE ADAPTER	035620	2
12	FITTING, A4 WZ 1/2" ZINC-PLATED ELBOW	094749	2
13	FITTING, 1/2NPT MALE-3/4 HOSE BARB	035621	2
14	CLAMP, 25-40MM	095093	2
15	FITTING, 3/8 O-RING-3/8JIC	014687	14
16	FITTING, 1/4JIC-3/8 O-RING	P26284	2
17	PLATE, HYDRAULIC VALVE SECTION	514147-1	1
18	WASHER, Z 10.2 SPLIT LOCK ZINC	F81055-2	2
19	BOLT, 3/8-16X1 1/2 HEX HEAD	F05007-3	2
20	FITTING, #8SAE-1/4JIC	036759	4
21	FITTING, 8SAE-6JIC	P12703	6
22	FITTING, 3/8JIC CAP	016816	8

**5.5 Hydraulic Pump & Tank, WM1000 (3+2)**

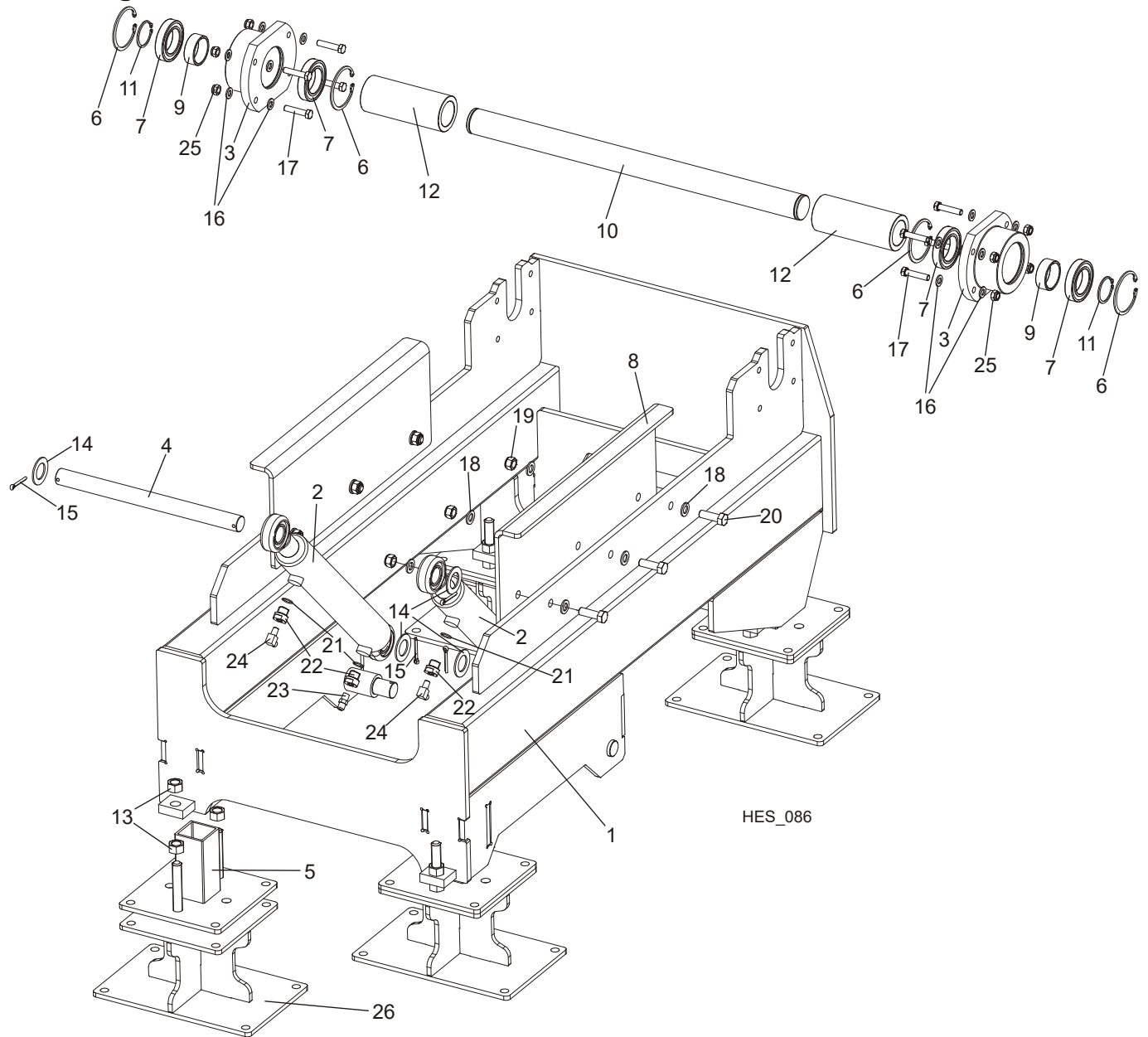
508322\_001  
508322\_MANUAL



REF.	DESCRIPTION (◆ Indicates Parts Available In Assemblies Only)	PART #	QTY
-	<b>HYDRAULIC BOX, WM1000</b>	508322	1
1	BOX WELDMENT, WM1000 HYDRAULIC	508323-1	1
2	TANK, WM1000 (28l) OIL	504976-1	1
3	MOUNT, RUBBER VIBRATION CONTROL	035546	4
4	BRACKET, HYDRAULIC VALVE MOUNT	504993-1	1
5	PUMP, 7.5KW, N=2925, 32.5L/MIN HYDRAULIC W/MOTOR <a href="#">See Section 5.12</a>	533938	1
6	VALVE, HYD., 7 STATION EXPANDABLE, 24V <a href="#">See Section 5.4</a>	025689	2
7	FITTING, JIC 3/4"-16 UNF	094740	2
8	FITTING, #8SAE-1/2NPT FEMALE ADAPTER	035620	2

REF.	DESCRIPTION (◆ Indicates Parts Available In Assemblies Only)	PART #	QTY
9	ELBOW, A4 WZ 1/2" ZINC-PLATED	094749	9
10	FITTING, 1/2NPT MALE-3/4 HOSE BARB	035621	8
11	CLAMP, 25-40mm	095093	6
12	NUT, 3/8-16 HEX NYL LOCK	F05010-10	8
13	WASHER, 10.5 FLAT ZINC	F81055-1	20
14	FILTER, RESAW TANK SUCTION	P20210	1
15	BUSHING, 1/2 TO 1	P20239	1
16	GROMMET, RUBBER, 1 X 1 3/4 OVAL	085613	1
17	GROMMET, PVC 32/38 3MM(MOSS-10261)	500663	1
-	COVER, WM1000 HYDRAULIC BOX	508327	1
18	COVER, WM1000 HYDRAULIC BOX	508328-1	1
19	HANDLE, 4 W/BOLTS	P08065	2
20	PLATE, CAP	505032-1	1
21	MOUNT, WM1000 HYDRAULIC BOX	508329-1	2
22	MANIFOLD, W/FILTER	P22683	1
23	NIPPLE, N8 1/2" MALE ZINC-PLATED	094751	1
24	FITTING, B1 1/2" TEE ZINC-PLATED	094750	1
25	FITTING, 7/8" UNF-3/4" JIC REDUCER	094788	3
26	FITTING, 3/4"JIC FEMALE TEE	094789	1
27	WASHER, Z 10.2 SPLIT LOCK ZINC	F81055-2	4
28	BOLT, M10X16-8.8 HEX HEAD FULL THREAD ZINC	F81003-13	4
29	NUT, M10-8-B HEX NYLON ZINC LOCK	F81033-1	4
30	FITTING, 7/16"UNF MALE JIC/3/4"UNF MALE	505039	2
31	FITTING, 9/16"UNF MALE JIC/3/4"UNF MALE	505040	6
32	WASHER, 6.4 FLAT ZINC	F81053-1	12
33	WASHER, Z 6.1 SPLIT LOCK ZINC	F81053-3	14
34	BOLT, M6x16 8.8 HEX HEAD FULL THREAD ZINC	F81001-15	12
35	WASHER, 16x22 COPPER SEALING	502420	2
36	WASHER, 1/2" SEALING	096021	2
37	CAP, 3/4"	095492	2
38	CAP, 3/8 " NPT HYDRAULIC PUMP TANK	085694	1
39	FITTING, 3/8JIC -3/8 O-RING	014687	14
40	FITTING, 1/4JIC-3/8 O-RING	P26284	4
41	PLUG, G3/8" OIL FILL W/DIP STICK	507166	1
42	BOLT, 1/4-20x1/2" HEX HEAD GRADE 2	F05005-15	2
43	BOLT, M10x25-8.8 HEX HEAD FULL THREAD ZINC	F81003-11	4
44	BOLT, 3/8-16x1 1/2 HEX HEAD GRADE 2	F05007-3	8
45	PLATE WELDMENT, FRONT	508330-1	1
46	WASHER, 8.4 FLAT ZINC	F81054-1	4
47	WASHER, 8.2 SPLIT LOCK ZINC	F81054-4	4
48	BOLT, M8x16 -8.8-B HEX HEAD FULL THREAD ZINC	F81002-20	4
-	VALVE ASSY, ADD-ON	036823	1
49	VALVE, HYD, ADD-ON 4-WAY CLOSED, 24V	025827	1
50	O-RING, 1/16" X 5/8"	036806	2
51	SCREW, 1/4-20X2 1/4 SHC BO	F05005-170	3
52	FITTING, #8SAE-1/4JIC	036759	2
53	NOZZLE, D092 1MM DIA.PROPANE&BUTANE	091007	1

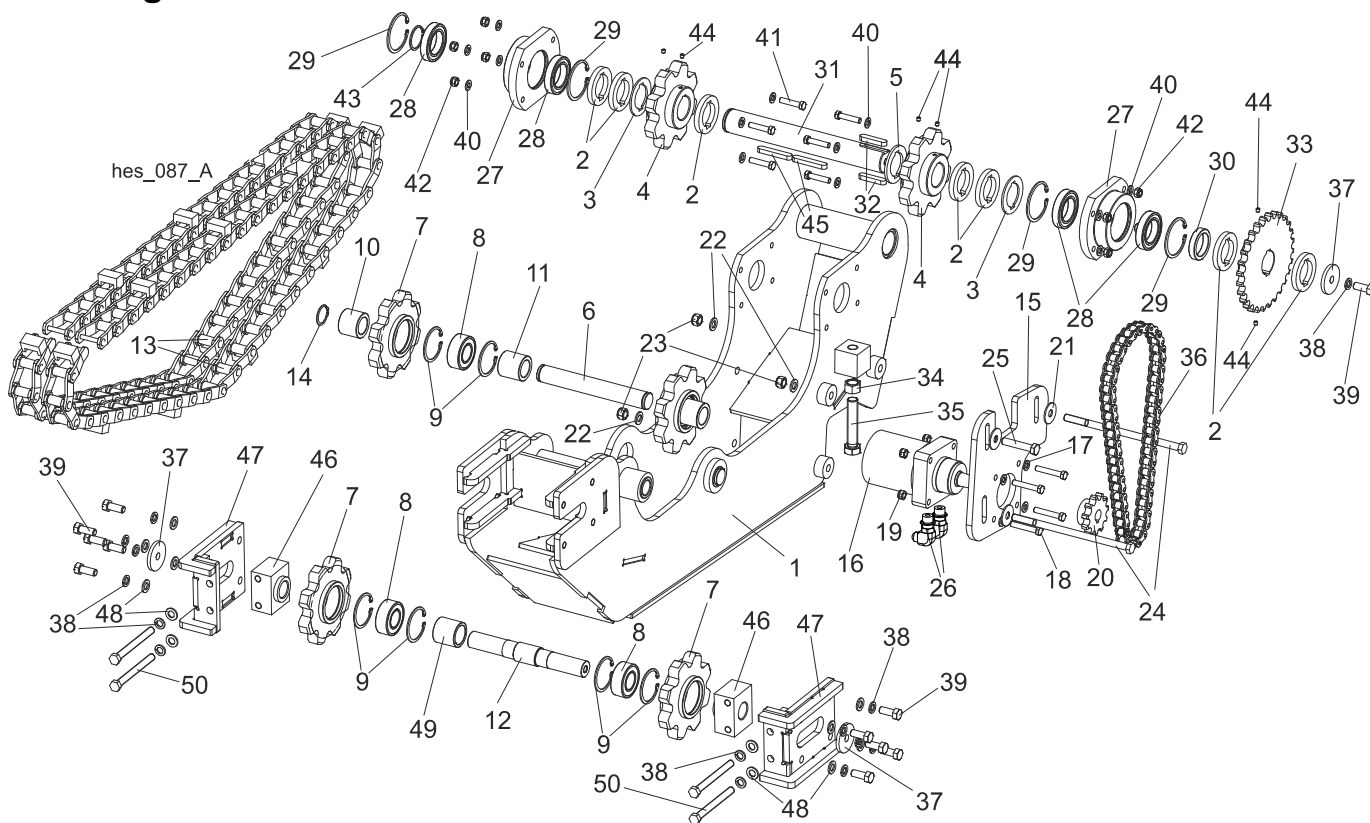
**5.6 Log Turner**



REF.	DESCRIPTION (◆ Indicates Parts Available In Assemblies Only)	PART #	QTY
	<b>LOG TURNER, WM1000</b>	<b>505930</b>	<b>1</b>
1	MOUNT WELDMENT, LOG TURNER W/DOUBLE CHAIN	505917-1	1
2	CYLINDER, CJ2F-16-63/36/320Z UE2-63W HYDRAULIC	089904	2
3	HOUSING, 6011 BEARING - WIDE	504442-1	2
4	PIN, HYDRAULIC CYLINDER	505924-1	1
5	FOOT WELDMENT, LOG TURNER MOUNT	504671-1	4
6	RING, W90 INSIDE RETAINING	F81090-29	4
7	BEARING, 6011-2RS	504636	4
8	PLATE, SIDE (LOG TURNER MOUNT WLDMT)	505193-1	2
9	BUSHING, BEARING SPACER	504637-1	2
10	ROD, LOG TURNER MAIN	505925-1	1
11	RING, Z55 OUTSIDE RETAINING	F81090-42	2
12	SPACER, LOG TURNER MAIN ROD	505126-1	2

<b>13</b>	NUT, M20-8 HEX ZINC	F81037-1	16	
<b>14</b>	WASHER, 36mm DIA. ZINC-PLATED	089903-1	4	
<b>15</b>	PIN, 6.3x45 COTTER ZINC	F81045-2	4	
<b>16</b>	WASHER, 13 FLAT ZINC	F81056-1	16	
<b>17</b>	BOLT, M12x55-8.8 HEX HEAD ZINC	F81004-12	8	
<b>18</b>	WASHER, 17 FLAT ZINC	F81058-1	12	
<b>19</b>	NUT, M16-8 HEX NYLON ZINC LOCK	F81036-2	6	
<b>20</b>	BOLT, M16x50-8.8 HEX HEAD FULL THREAD ZINC	F81006-7	6	
<b>21</b>	O-RING, 020x2	093483	4	
<b>22</b>	FITTING, M22x1.5 / 1/4 -18 NPT REDUCER ZINC-PLATED	093139-1	4	
<b>23</b>	FITTING, 3/8JIC-1/4 NPT STRAIGHT	015560	2	
<b>24</b>	FITTING, 3/8JIC-1/4NPT 90L	015491	2	
<b>25</b>	NUT, M12-8 HEX NYLON ZINC LOCK	F81034-2	8	
<b>26</b>	FOOT, WM1000 BED ADDITIONAL - WIDE	509880-1	4	
	LOG TURNER W/DOUBLE CHAIN <a href="#">See Section 5.7</a>	505911	1	

**5.7 Log Turner w/Double Chain**

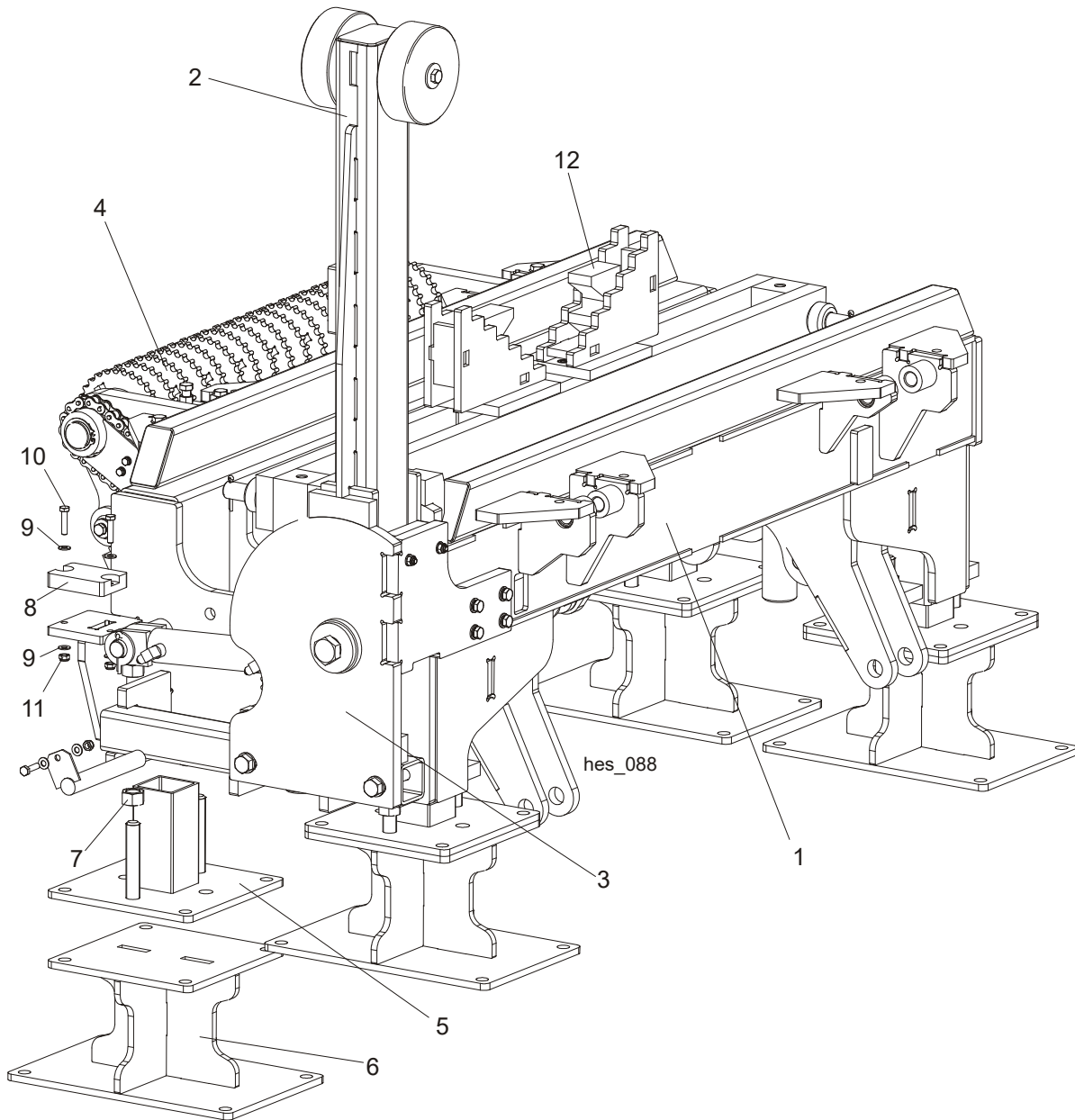


REF.	DESCRIPTION (◆ Indicates Parts Available In Assemblies Only)	PART #	QTY
	<b>LOG TURNER W/DOUBLE CHAIN</b>	<b>505911</b>	<b>1</b>
1	ARM, LOG TURNER W/DOUBLE CHAIN	505908-1	1
2	WASHER, SPACER	504593-1	7
3	WASHER, SPACER (G=4)	506349-1	2
4	SPROCKET, Z8	089888-1	2
5	WASHER, SPACER (G=6M)	506350-1	1
6	ROD, IDLER SPROCKET	505912-1	1
	<b>SPROCKET ASSEMBLY, Z8 IDLER</b>	<b>507234</b>	<b>4</b>
7	SPROCKET, Z8 IDLER	089919-1	1
8	BEARING, 3208 A-2RS1/MT33 SKF	088449	1
9	RING, W80 INSIDE RETAINING	F81090-25	1
10	BUSHING, IDLER SPROCKET SPACER	504588-1	2
11	BUSHING, IDLER SPROCKET SPACER ZINC-PL.	505913-1	1
12	ROD, IDLER SPROCKET (CHAIN TENSIONER)	505914-1	1
13	CHAIN, WM1000 LOG TURNER - COMPLETE	504811-1	2
14	RING, Z40 OUTSIDE RETAINING	F81090-40	2
	<b>HYDRAULIC MOTOR W/MOUNTING PLATE</b>	<b>505915</b>	<b>1</b>
15	PLATE, HYDRAULIC MOTOR MOUNTING	505883-1	1
16	MOTOR, TG0475US080AABP HYDRAULIC	007331	1
17	WASHER, 13 FLAT ZINC	F81056-1	4
18	BOLT, M12x70 8.8 HEX HEAD ZINC	F81004-39	4
19	NUT, M12-8 HEX NYLON ZINC LOCK	F81034-2	4
20	SPROCKET, 11Z16B - HYDROMOTOR	505455	1
21	WASHER, ISO 7093-1-16-200 HV F/Zn	F81057-4	3
22	WASHER, ISO 7093-1-16-200 HV F/Zn	F81058-1	3

23	NUT, M16-8 HEX NYLON ZINC LOCK	F81036-2	3	
24	BOLT, M16x310 8.8 FHEX HEAD ZINC	F81006-52	2	
25	BOLT, M16x80 8.8-B HEX HEAD FULL THREAD ZINC	F81006-11	1	
26	FITTING, #10SAE-1/2 JIC 90 ELBOW	042784	2	
27	HOUSING, 6011 BEARING - NARROW	504677-1	2	
28	BEARING, 6011-2RS	504636	4	
29	RING, W90 INSIDE RETAINING	F81090-29	4	
30	BUSHING, DRIVE SPROCKET SPACER	505152-1	1	
31	SHAFT, LOG TURNER DRIVE - 2C	505916-1	1	
32	KEY, A16X10X70 PARALLEL	098029	2	
33	SPROCKET, 28Z16B (T12213)	504448	1	
34	NUT, M24-8-B HEX ZINC	F81039-12	1	
35	BOLT, M24X120 8.8 HEX HEAD FULL THREAD ZINC	F81009-6	1	
36	CHAIN, B16-1-1280MM (50 LINKS)	505146	1	
37	WASHER, SHAFT SPACER ZINC-PL.	504595-1	3	
38	WASHER, 16.3 SPLIT LOCK ZINC	F81058-2	15	
39	BOLT, M16x40-8.8 HEX HEAD FULL THREAD ZINC	F81006-13	11	
40	WASHER, 13 FLAT ZINC	F81056-1	16	
41	BOLT, M12x55-8.8 HEX HEAD ZINC	F81004-12	8	
42	NUT, M12-8 HEX NYLON ZINC LOCK	F81034-2	8	
43	RING, Z55 OUTSIDE RETAINING	F81090-42	1	
44	SCREW, M8x8 45H GEOMET HEX SOCKET SET FLAT POINT	F81014-1	6	
45	KEY, A16X10X90 PARALLEL	099131	2	
46	BLOCK, CHAIN TENSIONER	506341-1	2	
47	TENSIONER WELDMENT, LOG TURNER CHAIN	506345-1	2	
48	WASHER, 17 FLAT ZINC	F81058-1	12	
49	BUSHING, 60/45-57 SPACER	506352-1	1	
50	BOLT, M16x160-8.8 HEX HEAD FULL THREAD ZINC	F81006-23	4	



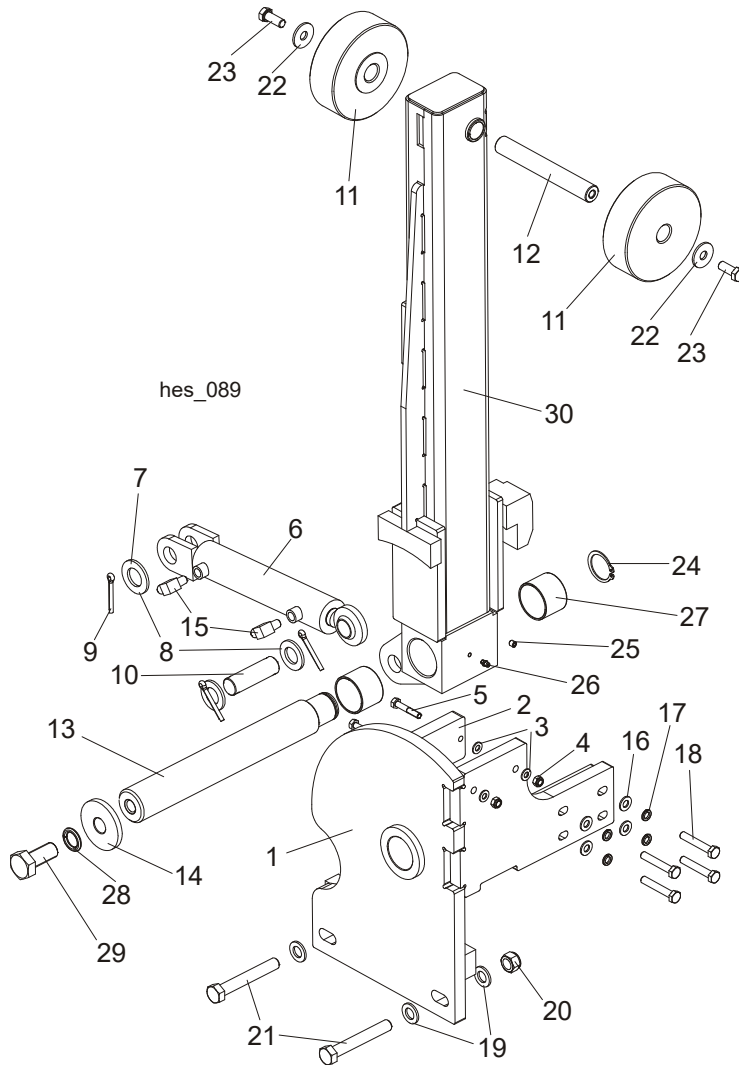
5.8 Main Bed Module w/Hydraulic Log Handling Equipment



REF.	DESCRIPTION (◆ Indicates Parts Available In Assemblies Only)	PART #	QTY
	<b>MAIN WM1000 BED MODULE - COMPLETE</b>	<b>505210</b>	<b>1</b>
1	MODULE, WM1000 MAIN W/HYDRAULIC EQUIPMENT	505194-1	1
2	ARM, LOG SIDE SUPPORT - COMPLETE <a href="#">See Section 5.9</a>	506390-1	1
3	STIFFENER ASSEMBLY, LOG SIDE SUPPORT <a href="#">See Section 5.9</a>	505208	1
4	POWER ROLLER <a href="#">See Section 5.10</a>	507817	1
5	FOOT WELDMENT, LOG TURNER MOUNT	504671-1	4
6	FOOT, WM1000 BED ADDITIONAL - WIDE	509880-1	4
7	NUT, M20-8 HEX ZINC	F81037-1	16
8	BUMPER, 95x65x20 RUBBER	094969	1
9	WASHER, 8.4 FLAT ZINC	F81054-1	4
10	BOLT, M8x35 -8.8 HEX HEAD FULL THREAD ZINC	F81002-13	2
11	NUT, M8-8-B HEX NYLON ZINC LOCK	F81032-2	2
12	LOG CLAMP <a href="#">See Section 5.11</a>	503855	1



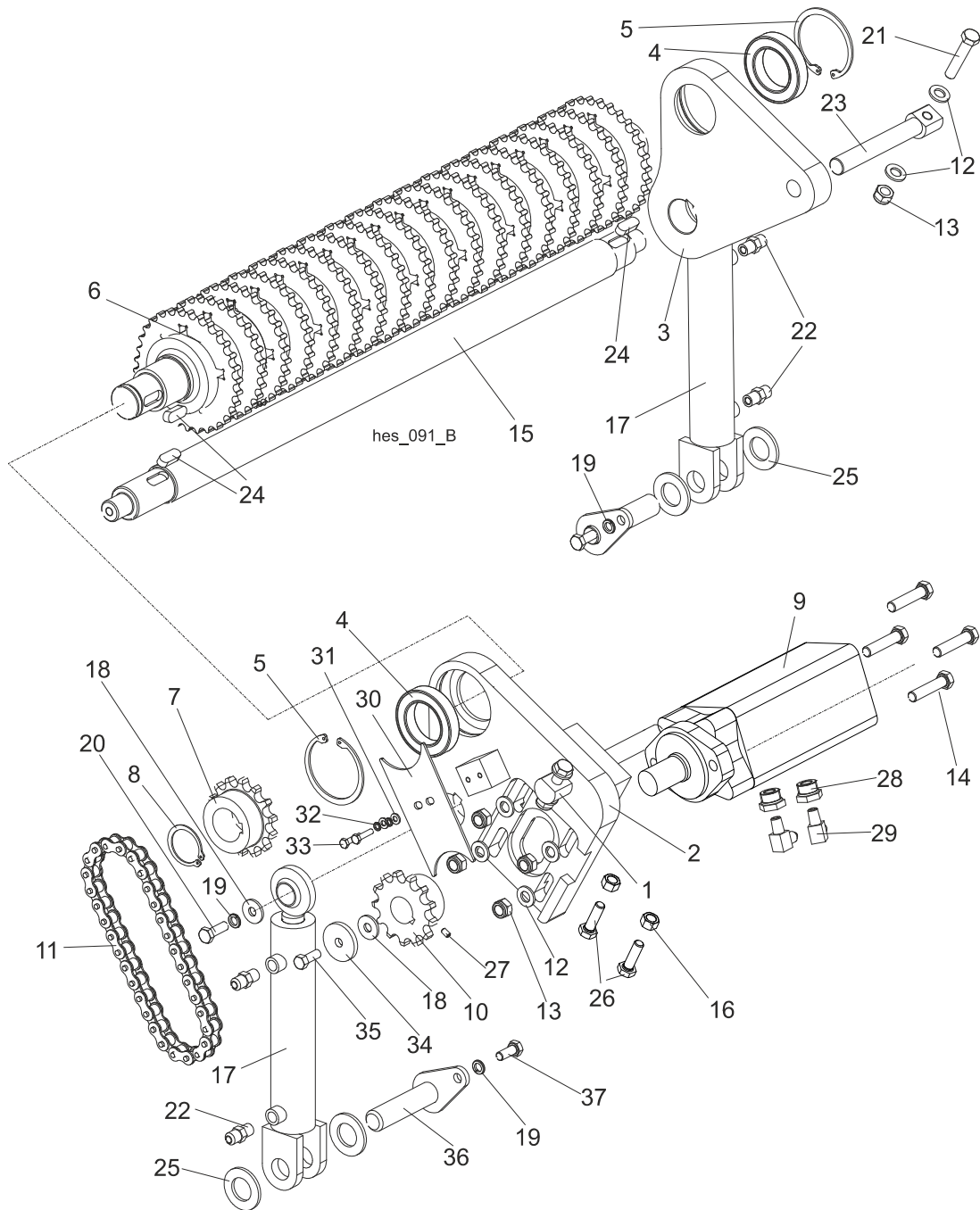
### 5.9 Log Side Support



REF.	DESCRIPTION (◆ Indicates Parts Available In Assemblies Only)	PART #	QTY
	<b>STIFFENER ASSEMBLY, LOG SIDE SUPPORT</b>	<b>505208</b>	<b>1</b>
1	STIFFENER, LOG SIDE SUPPORT	505207-1	1
2	BUMPER, 95x65x20 RUBBER	094969	1
3	WASHER, 8.4 FLAT ZINC	F81054-1	4
4	NUT, M8-8-B HEX NYLON ZINC LOCK	F81032-2	2
5	BOLT, M8X45-8.8 HEX HEAD ZINC	F81002-17	2
6	CYLINDER, CJ-S170-16-40/25/152 HYDRAULIC	088681	1
7	WASHER, 28 FLAT ZINC	F81061-1	1
8	WASHER, 25 FLAT ZINC	F81061-3	2
9	PIN, 6.3x45 COTTER ZINC	F81045-2	3
10	PIN, HYDRAULIC CYLINDER ZINC-PL.	086979-1	1
11	ROLLER, LOG SIDE SUPPORT	504416	2
12	PIN, SIDE SUPPORT ROLLER	505296-1	1
13	ROD, HORIZONTAL CYLINDER REAR	503722	1
14	WASHER, LOG SIDE SUPPORT ROD	506419	1
15	FITTING, 3/8JIC-1/4NPT 90L	015491	2
16	WASHER, 10.5 FLAT ZINC	F81055-1	4
17	WASHER, 10.2 SPLIT LOCK ZINC	F81055-2	4

18	BOLT, M10x60-8.8 HEX HEAD ZINC	F81003-10	4	
19	WASHER, 17 FLAT ZINC	F81058-1	4	
20	NUT, M16-8 HEX NYLON ZINC LOCK	F81036-2	2	
21	BOLT, M16x110-8.8 HEX HEAD ZINC	F81006-24	2	
22	WASHER, 13 SPECIAL FLAT ZINC	F81056-14	2	
23	BOLT, M12x30-8.8 HEX HEAD FULL THREAD ZINC	F81004-22	2	
24	RING, Z40 PN-81/M-85111 OUTSIDE RETAINING	F81090-33	1	
25	SCREW, M8x8 45H GEOMET HEX SOCKET SET FLAT POINT	F81014-1	1	
26	FITTING, M6 TYPE A STRAIGHT GREASE	086280	1	
27	BUSHING, 5040BS SELF-LUBRICATING	088660	2	
28	WASHER, Z 22.5 SPLIT LOCK ZINC	F81059-4	1	
29	BOLT, M22x50-8.8-B HEX HEAD FULL THREAD ZINC	F81009-11	1	
30	ARM, LOG SIDE SUPPORT - COMPLETE	506390-1	1	

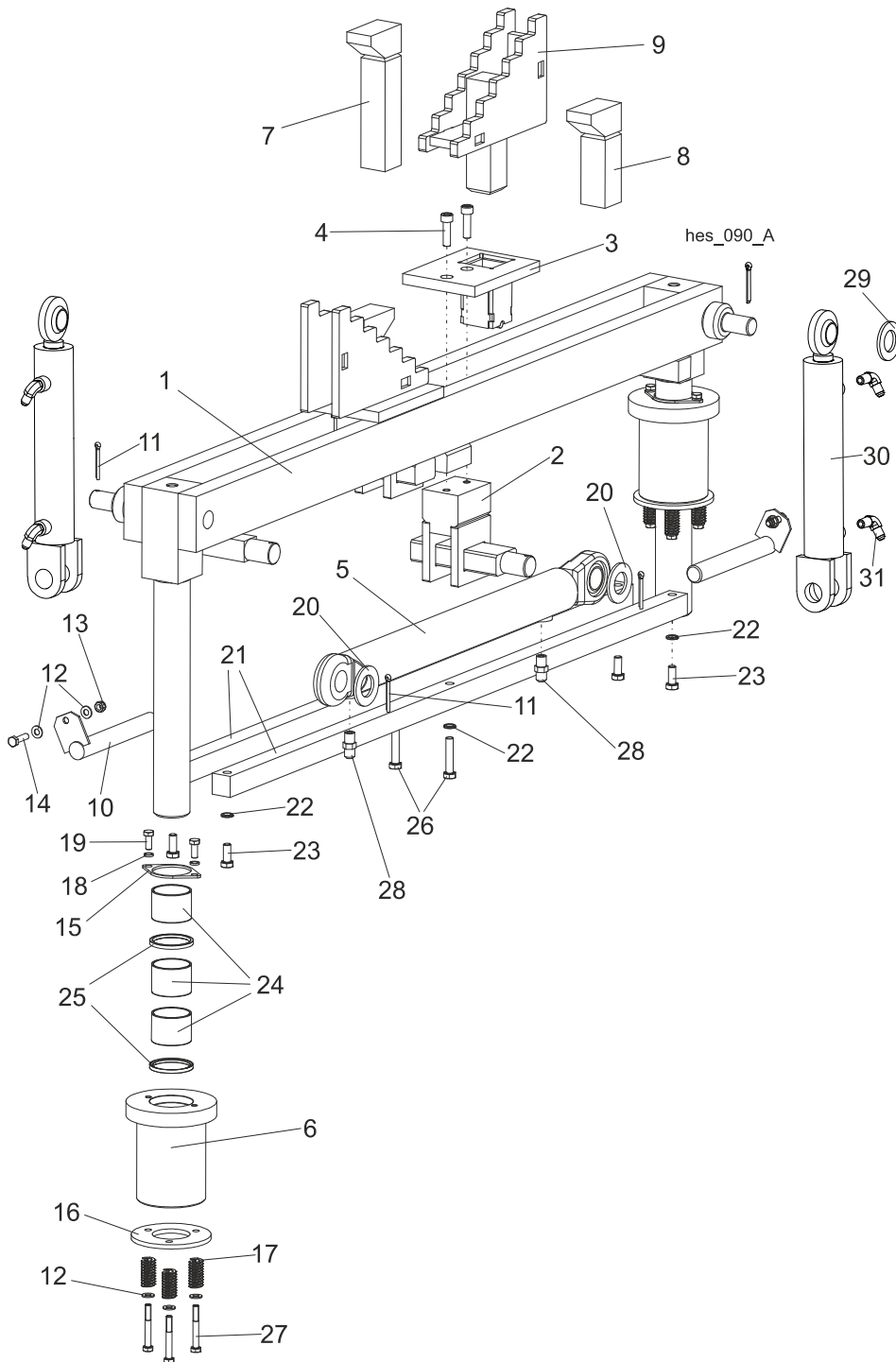
5.10 Power Roller



REF.	DESCRIPTION (◆ Indicates Parts Available In Assemblies Only)	PART #	QTY
	<b>POWER ROLLER</b>	<b>507817</b>	<b>1</b>
1	PIN, POWER ROLLER MOUNTING (L=200)	507812	2
2	BRACKET, HYDRAULIC MOTOR MOUNTING - COMPLETE	514432-1	1
3	BRACKET, POWER ROLLER SIDE	507805-1	1
4	BEARING, 6010 2RS	506549	2
5	RING, W80 INSIDE RETAINING	F81090-25	2
6	SHAFT, POWER ROLLER - COMPLETE	507801-1	1
7	SPROCKET, 14Z12B - POWER ROLLER	507803	1
8	RING, Z40 OUTSIDE RETAINING	F81090-40	1
9	MOTOR, WM1000 HYDRAULIC	056062	1

10	SPROCKET, 13Z12B HYDRAULIC MOTOR	507799	1	
11	CHAIN, 12B L=610MM (32 LINKS)	507806	1	
12	WASHER, 13 FLAT ZINC	F81056-1	8	
13	NUT, M12-8 HEX NYLON ZINC LOCK	F81034-2	6	
14	BOLT, M12x55-8.8 HEX HEAD ZINC	F81004-12	4	
15	ROD, CONNECTING	507808	1	
16	NUT, M12-8-B HEX ZINC	F81034-1	2	
17	CYLINDER, CJ-S170-16-40/25/152 HYDRAULIC	088681	2	
18	WASHER, 10.5 SPECIAL FLAT ZINC	F81055-6	3	
19	WASHER, 10.2 SPLIT LOCK ZINC	F81055-2	4	
20	BOLT, M10x30-5.8 HEX HEAD FULL THREAD ZINC	F81003-2	2	
21	BOLT, M12x60-8.8 HEX HEAD FULL THREAD ZINC	F81004-51	2	
22	FITTING, 3/8JIC-1/4 NPT STRAIGHT	015560	4	
23	PIN, POWER ROLLER MOUNTING (L=170)	507797	1	
24	KEY, A12X8X32 PARALLEL	507798	3	
25	WASHER, 28 FLAT ZINC	F81061-1	4	
26	BOLT, M12x40 8.8 HEX HEAD FULL THREAD ZINC	F81004-4	2	
27	SCREW, M6x10-45H HEX SOCKET SET FLAT POINT ZINC	F81001-26	1	
28	FITTING, 7/8"-14 UNF-1/4"-18 NPT REDUCER	508345	2	
29	FITTING, 3/8JIC-1/4NPT 90L	015491	2	
30	GUARD, CHAIN	507982-1	2	
31	WASHER, 6.4 FLAT ZINC	F81053-1	2	
32	WASHER, Z 6.1 SPLIT LOCK ZINC	F81053-3	2	
33	BOLT, M6x25-5.8 HEX HEAD FULL THREAD ZINC	F81001-3	2	
34	WASHER, LT15 DRIVE WHEEL ZINC-PL.	086286-1	1	
35	BOLT, 3/8-16x1 HEX HEAD	F05007-7	1	
36	PIN WELDMENT, VERTICAL SIDE SUPPORT LOCK ZINC-PL.	091197-1	2	
37	BOLT, M10x25-8.8 HEX HEAD FULL THREAD ZINC	F81003-11	2	

### 5.11 Log Clamp



REF.	DESCRIPTION (◆ Indicates Parts Available In Assemblies Only)	PART #	QTY
	<b>LOG CLAMP</b>	<b>503855</b>	<b>1</b>
1	BAR WELDMENT, LOG CLAMP UPPER PART	503838-1	1
	<b>BLOCK WLDMT, CLAMPING WEDGE GUIDE</b>	<b>503848</b>	<b>2</b>
2	BLOCK WLDMT, CLAMPING WEDGE GUIDE ZINC-PL.	506423-1	1
3	PLATE, CLAMPING WEDGE MOUNT ZINC-PL./GALVANIZED	503864-1	1
4	BOLT, M10x140-8.8 HEX HEAD ZINC	F81003-5	2
5	CYLINDER, CJ1E-16-50/28/400Z UE2-50 HYDRAULIC	504695	2
6	BUSHING, LOG CLAMP GUIDE ZINC-PL.	503726-1	2

7	JAW, LOG CLAMP (H=100)	503868-1	2	
8	JAW, LOG CLAMP (H=40)	508346-1	2	
9	WEDGE, CLAMPING	503871-1	2	
10	PIN, LOG TURNER MOUNT ZINC-PL.	088667-1	2	
11	PIN, 5x40 COTTER ZINC	F81043-31	4	
12	WASHER, 8.4 FLAT ZINC	F81054-1	10	
13	NUT, M8-8-B HEX NYLON ZINC LOCK	F81032-2	2	
14	BOLT, M8x30-8.8-B HEX HEAD FULL THREAD ZINC	F81002-7	2	
15	FLANGE, CLAMP ROD WIPER	088887-1	2	
16	PLATE, GUIDE BUSHING WASHER ZINC-PL.	503727-1	2	
17	SPRING, 3/4 O.D.X 1 1/2 DIE	034430	6	
18	WASHER, 8.2 SPLIT LOCK ZINC	F81054-4	4	
19	BOLT, M8x20-8.8-B HEX HEAD FULL THREAD ZINC	F81002-4	4	
20	WASHER, 31 FLAT ZINC	F81061-9	4	
21	BAR, LOWER GUIDE ZINC-PL.	504896-1	2	
22	WASHER, 10.2 SPLIT LOCK ZINC	F81055-2	6	
23	BOLT, M10x25-8.8 HEX HEAD FULL THREAD ZINC	F81003-11	4	
24	BUSHING, 5040BS SELF-LUBRICATING	088660	6	
25	RING, ZZ 50x60x5/7 NBR WIPER	088587	4	
26	BOLT, M10x50-8.8 HEX HEAD FULL THREAD ZINC	F81003-4	2	
27	BOLT, M8x60-8.8 HEX HEAD ZINC	F81002-54	6	
28	FITTING, 3/8JIC-1/4 NPT STRAIGHT	015560	4	
29	WASHER 28 FE/ZN5	F81061-1	2	
30	CYLINDER, CJ-S170-16-40/25/152 HYDRAULIC	088681	2	
31	FITTING, 1/4NPTX1/4JIC MALE ELBOW	P09142	4	

## WM Revision History

WM10 00	WB20 00	LX100	WB2000- EC	LX450	LT15W C	LX50 SA	LX50 SC	LX250	WB2000 USA	LT15 WA	WM25 00	Revision Description	TB #	ECN #	Date
A1.00												Introducing into production		5460	07/02/2011
B1.00												<p>Changes in electrical wirings (power feed motor). Electrical Components lists changed by Krzysztof Korzeniewski in March 2012.</p> <p>Mechanical changes in up/down system, blade tensioner, track. All changes described in ECN #5948 the main are:</p> <ul style="list-style-type: none"> <li>- in up/down lower cover (504791), bolts F81001-3 has been changes to F81001-2. New version of the cover (revised).</li> <li>- new up/down chain tensioning bolt for double chain.</li> <li>- signal column has been added (503550 with 2 F81011-43 bolts.</li> <li>- anti-slide pads on the operator platform 045149</li> <li>- new up/down sprockets: 099746-lower and 506633-1-upper. New up/down chain (double).</li> <li>- track spacers are now zinc - plated and their numbers have changed to 505122-1; 505123-1 i 505124-1</li> <li>- blade tensioner assembly has been revised (new pressure sensor, changed fittings)</li> <li>- blade speed has been changed to 19m/s as a standard and optional kits for changing the blade speed (to 17,6 or 21,3 m/s) or has been introduced as an optional equipment.</li> </ul>	12001 Opl	5948 6134 6125	12/03/2012
B1.01												<ul style="list-style-type: none"> <li>- changed bearing in drive side blade wheel</li> <li>- changed revision of the drive shaft and bearing housing</li> </ul> <p>Changes made to strengthen the drive wheel assembly</p>		6315 6348	21/11/2012

B1.02										Solenoid WM#016140 replaced with WM#509113	12002 2pl	#6076	17/12/2012
B2.00										Control system changed to DC because of problems with main motor starting and up/down system (saw head drop).		#6347	12/11/2012
B3.00										Blade wheel drive shaft replacement	13000 8pl	#6584	06/05/2013
	A1.00		A1.00					A1.00		Introducing into production			10/04/2014
B3.01										Added motoreducer's crain cover.		#7536	20/10/2014
		A1.00								Introducing into production (Prototypes) LX100 and LX150		8671	01/02/2016
		A1.00								Unified LX100 and LX150 into one LX100		8823, 9387,9 352	01/02/2016
		A2.00								Added second 517608 plate to stabilize mast with head.	#1600 10p	#9920	29/08/2016
										Introduced into production			01/09/2016
		A2.01								Added lube kit, blade		9444	01/09/2016
				A1.00									16/04/2019
		A2.02								12VDC Motor Vendor change from Klau-ber to Current Application.	#1700 04pl	#10487	22/05/2017
				A1.01						Revised hydraulics packages	#	#11360	30/10/2017
					A1.00					Introducing into production (			01/07/2018
				A2.00						New two plane log clamp, new S Frame and ST version		#12543 #11960	19/09/2018
	A1.01		A1.01	A2.01						Lube tank replacement		#12985	28/01/2019
						A1.00				Introduced into production			01/01/2019
				A2.02						Bracket replacement in the Side support		#13197	04/03/2019
	B1.00		B1.00							Major improvements	#2000 02pl	#12050	01/01/2020
		A2.03			A1.01					Power Feed Drive replacement	#2000 03pl		21/02/2020
					A1.02					Control Panel Components Replacement	#2000 03pl		01/05/2020
	B1.01									WB2000 Functionality Improvement		#14292 #14479	06/04/2020
							A1.00			Introduced into production		#15298	01/09/2020
								B1.00		Major changes to B1.00			01/10/2020
		A2.04			A1.03					Up/down crank and feed drive shaft change	21000 4pl	14886, 15934, 14085, 15897	01/03/2021



					A1.04						A new leg kit for LT15WC sawmills	21000 5pl	15789, 14914	01/04/2021
					A1.05						Blade drive wheel change to use wider, 35mm blades		14613, 16328	24/05/2021
		A2.05			A1.05			A2.00			3x320V, New Blade Guide		16069	06/07/2021
B3.02											WM1000 Operator Stand		#16615	01/09/2021
	B2.00		B2.00						B2.00		WB2000 Mast modification and new Up/ Down Assy		#16543	01/09/2021
B3.03	B2.01		B2.01								Change of a vendor of the Hydraulic pump for 533938			01/01/2022
	B2.02										Changes after CE			24/01/2022
					A1.06						New fuel tanks	22000 3pl	#17295	10/03/2022
				A2.03							LX450 electric box replacement		#17413	24/05/2022
		A2.06		A2.04	A1.07		A1.01	A2.01			New water tanks		#16973	14/06/2022
				A2.05							Changes in Hydraulic Cylinders PDF 01/08/2022		#17733 17646	15/06/2022
		A3.00									Nomenclature update. A new control panel. DC machines are no longer avail- able.	22000 4pl	#17528 , #17380	27/06/2022
		A3.01			A1.08						Wide drive wheel		#17569	28/07/2022
						A1.00					Nomenclature update LX50 Start			29/07/2022
					A1.09						Power Feed w/ chain have been imple- mented.	22001 3pl	#17740	10/08/2022
					A2.00						LT15WC/SC/SA unification, LT15WC adjustment for mobile version	22001 4pl	#15870	28/10/2022
			B2.02								New valves in WB2000 ECO Hydraulics Sets.		#18092	23/11/2022
										A1.00	Introduced into production		#	01/02/2023
										A1.00	Introduced into production		#18714	10/02/2023
	B2.03		B2.03								Changes in WB2000 according to WMI Production feedback		#18347 , #18445	21/02/2023
	B2.04		B2.04								Changes implemented with ECN #18558		#18558	24/07/2023
					A2.01					A1.01	Throttle Cable Removed		#18984	14/08/2023
								A3.00			Mast and Head production in Poland.		#18976 #19013	05/09/2023
						B1.00	B1.00				New LX for USA		#19002 #19164	18/09/2023
						B1.01	B1.01				Parts Unification		#19100	09/10/2023

	B2.05		B2.05						B2.02			Angle material change and zinc operation	#19099	10/10/2023
	B2.06		B2.06						B2.03			New Inductive Sensor. Up/Down Chains length reduced.	#19080	02/11/2023
	B2.07		B2.07						B2.04			Overcenter Valve	#19197	27/12/2023
						B1.02	B1.02					LX50 Assemblies mounting	--	01/01/2024
	B2.08		B2.08						B2.05			WB2000 Camera Replacement	#15976	25/01/2024
											A1.01	Wireway kit LT70H, WM2500/3500/40000	#19376	11/03/2024
B3.04		A3.02			A2.02							Changing MR-40 cast bodies and motoreducers	#18650	02/04/2024
WM1000*	WB2000*E! - EC*IU *!SLP* ISLPT *	LX100*	WB2000* E* EC*IU*ISL P*ISLPT*	LX450 *!BX*	LT15W C*	LX50! SC* LX50 SA* LX50* G9*	LX50 SC* LX50! SA* LX50 *G14*	LX250 *	WB2000 *E*U*IS LP*ISLP T*	LT15 WA*	WM2500*	Revision Project Algorithm		
633 634	660 661	801 802	664 665	803 804	790 791	818 819	850 851	2370 2505	660 661_US A	2535 2536	2546 2547	Book & PDF Number		