

# **Wood-Mizer®**

## **Parts Manual**

---

**LT40 B1-4 AH/DH**

**rev. A1.04**

---



**Safety is our #1 concern!** Read and understand all safety information and instructions before operating, setting up or maintaining this machine.

*January 2011*

*Form #636*

## Table of Contents

## Section-Page

General Contact Information  
Branches & Authorized Sales Centers

### **SECTION 1 GENERAL INFORMATION 1-1**

- 1.1 How To Use The Parts List ..... 1-1
- 1.2 Sample Assembly ..... 1-1

### **SECTION 2 BLADE GUIDE ROLLERS & ARM 2-1**

- 2.1 Blade Guide Assembly, Idle Side (Standard)..... 2-1
- 2.2 Idle Side Blade Guide Assembly, Optional ( LMS )..... 2-3
- 2.3 Blade Guide Assembly, Drive Side..... 2-5
- 2.4 Blade Guide Arm & Rollers ..... 2-7
- 2.5 Blade Guide Arm Drive Assembly..... 2-8

### **SECTION 3 BLADE WHEELS & TENSIONER 3-1**

- 3.1 Blade Drive Assembly, LT40 Series MH..... 3-1
- 3.2 Blade Drive Assembly LT40 Series DH ..... 3-2
- 3.3 Idle Blade Wheel Assembly ..... 3-4
- 3.4 Hydraulic Blade Tensioner Assembly..... 3-5

### **SECTION 4 SAW HEAD 4-1**

- 4.1 Middle Throat Screw ..... 4-1
- 4.2 Water Lube Solenoid Valve (not available in EC version) ..... 4-1
- 4.3 Clutch Lever Assembly ..... 4-2
- 4.4 Brake Assembly..... 4-4
- 4.5 Board Return Assembly ..... 4-5
- 4.6 Clutch Lever Assembly ..... 4-7
- 4.7 Brake Assembly..... 4-9
- 4.8 Water Lube Assembly ..... 4-11
- 4.9 LT40AC Saw Head Decals ..... 4-13
- 4.10 LT40DC Saw Head Decals ..... 4-15
- 4.11 Blade Housing Covers ..... 4-17
- 4.12 Drive Belt Covers LT40 AH ..... 4-19
- 4.13 Drive Belt Covers LT40 DH ..... 4-20
- 4.14 Sawdust Chute ..... 4-21

## Table of Contents

## Section-Page

### **SECTION 5 CONTROL & BATTERY BOXES 5-1**

5.1	Control Assembly, LT40AC Series MH .....	5-1
5.2	Control Assembly, LT40 Series DH .....	5-3
5.3	Control Box Bracket.....	5-6
5.4	Drum Switches .....	5-7
5.5	Circuit Breakers AH .....	5-8
5.6	Circuit Breakers DH .....	5-9
5.7	Solenoid Assemblies .....	5-10
5.8	Battery Box Assembly, LT40DC Series MH .....	5-11

### **SECTION 6 UP/DOWN SYSTEM 6-1**

6.1	Saw Head V-Brace Mount .....	6-1
6.2	Blade Height Scale .....	6-2
6.3	Up/Down Chain & Sprockets.....	6-4
6.4	Up/Down Motor Assembly, LT40AC Series MH.....	6-6
6.5	Up/Down Motor Assembly, LT40 Series DH .....	6-7
6.6	Up/Down Drive Assembly .....	6-8
6.7	Safety Switches .....	6-9

### **SECTION 7 POWER FEED & TRACK ROLLERS 7-1**

7.1	Upper Track Rollers And Wipers.....	7-1
7.2	Power Feed Assembly, LT40AC Series MH .....	7-2
7.3	Power Feed Assembly LT40 Series DH .....	7-4
7.4	Feed Chain/Stop .....	7-6
7.5	Lower Track Rollers .....	7-8

### **SECTION 8 BED FRAME ASSEMBLY 8-1**

8.1	Bed Section.....	8-1
8.2	Bed Section, Additional .....	8-2
8.3	Bed Extension.....	8-3
8.4	Stationary Leg Kit .....	8-4
8.5	Outrigger Leg Kit .....	8-5
8.6	Outrigger Leg Kit High - LES B3 .....	8-6
8.7	Log Side Support Assembly .....	8-7
8.8	Tubes, Front & Rear .....	8-8
8.9	Bumpers.....	8-9
8.10	Remote Equipment Option .....	8-10
8.11	Bed Frame Decals.....	8-11
8.12	Saw Head Transportation Holder LT70B.....	8-12

### Getting Service

Wood-Mizer is committed to providing you with the latest technology, best quality and strongest customer service available on the market today. We continually evaluate our customers' needs to ensure we're meeting current wood-processing demands. Your comments and suggestions are welcome.

### **General Contact Information**

From Europe call your local distributor or our European Headquarters and Manufacturing Facility in Kolo, Nagórna 114 St, Poland at **+48-63-2626000**. From the continental U.S., call our U.S. Headquarter 8180 West 10th St. Indianapolis, IN 46214, toll-free at **1-800-525-8100**. Ask to speak with a Customer Service Representative. Please have your machine identification number and your customer number ready when you call. The Service Representative can help you with questions about the operation and maintenance of your machine. He also can schedule you for a service call.

### **Office Hours:**

<b>Country</b>	<b>Monday - Friday</b>	<b>Saturday</b>	<b>Sunday</b>
Poland	7 a.m.- 3 p.m.	Closed	Closed
US	8 a.m.- 5 p.m.	8 a.m.- 12 p.m	Closed

Please have your vehicle identification number and your customer number ready when you call.



Wood-Mizer will accept these methods of payment:

- Visa, Mastercard, or Discover
- COD
- Prepayment
- Net 15 (with approved credit)

Be aware that shipping and handling charges may apply. Handling charges are based on size and quantity of order.

**Branches & Authorized Sales Centers**



EUROPE		UNITED STATES
<p> <b>European Headquarters</b>  <b>Wood-Mizer Industries Sp. z o.o.</b>  Nagórna 114, 62-600 Koło, Poland  Tel.: +48-63-26-26-000  Fax: +48-63-27-22-327  <a href="http://www.woodmizer.eu">www.woodmizer.eu</a></p>		<p> <b>World Headquarters</b>  <b>Wood-Mizer LLC</b>  8180 West 10th Street  Indianapolis, Indiana 46214-2400,  USA  Tel.: +1-317-271-1542  Fax: +1-317-273-1011  <a href="http://www.woodmizer.com">www.woodmizer.com</a></p>
<p><b>BELARUS</b>  <b>MOST-GRUPP</b>  Siemashko 15, k.3  Minsk 2200116  Tel.: +375-17-270-90-08  Fax: +375-17-270-90-08  GSM: +375-29-649-90-80  e-mail: <a href="mailto:most-by@mail.ru">most-by@mail.ru</a></p>	<p><b>SWITZERLAND Bruno Steiner</b>  Striegelgasse 2  CH-6214 Schenkon  Tel.: +41-41-921-13-01  Fax: +41-41-922-18-87  e-mail: <a href="mailto:info@mobilsaegen.ch">info@mobilsaegen.ch</a></p>	<p><b>RUSSIA Dariusz Mikołajewski</b>  <b>OOO WOOD-MIZER INDUSTRIES</b>  141031, Moscow  Reg., Mytishenski raj., pos. Veshki,  Zavodskaja str., 3B  Tel.Fax: +7(495) 788-72-35  Tel.Fax: +7(495) 641-51-60  e-mail: <a href="mailto:dariuszm@woodmizer-moscow.ru">dariuszm@woodmizer-moscow.ru</a></p>

# 1 Introduction

## Branches & Authorized Sales Centers

<b>BULGARIA Kalin Simeonov</b> <b>Ecotechproduct</b> 38 Star Lozenski pat str. Sofia 1186 Tel.: +359-2-462-7035 Tel.: +359-2-963-1656 Tel./Fax : +359-2-979-1710 <b>Kalin Simeonov</b> GSM: +3592-963-2559 e-mail: <a href="mailto:office@ecotechproduct.com">office@ecotechproduct.com</a>	<b>HUNGARY Wiktor Turoczy</b> <b>Wood-Mizer Hungary K.F.T.</b> Szonyi Ut 67., 2921 Komárom Tel./Fax: +36-34-346-255 e-mail: <a href="mailto:woodmizer@woodmizer.hu">woodmizer@woodmizer.hu</a>	<b>RUSSIA Far East Wladimir Glazaczew</b> <b>"WM Service"</b> Krasnoretchenskaya Str.111 680006 Khabarovsk Tel./Fax: +7-914-541-1183 e-mail: <a href="mailto:wms-khv@mail.ru">wms-khv@mail.ru</a>
<b>CROATIA Krešimir Pregernik</b> <b>Pregimex d.o.o.</b> S. Batušića 31, 10090 Zagreb Tel./Fax: +3851-38-94-668 <b>Krešimir Pregernik</b> GSM: +3851-98-207-106 e-mail: <a href="mailto:Kresimir.Pregernik@gmail.com">Kresimir.Pregernik@gmail.com</a>	<b>ITALY Felice Pasquale</b> <b>Wood-Mizer Italia Srl</b> <b>Cda. Capolaccio SN</b> 86012 Cercemaggiore Campobasso Tel./Fax: +39-0874-798-357 GSM: +39-333-281-03-79 e-mail: <a href="mailto:wmitaliasrl@gmail.com">wmitaliasrl@gmail.com</a>	<b>SERBIA Dragan Markov</b> <b>Wood-Mizer Balkan d.o.o.</b> Svetosavska GA 3/3; P. Fah 25 23 300 Kikinda Tel./Fax: +381-230-25-754 Tel./Fax: +381-230-23-567 GSM: +381-63-568-658 e-mail: <a href="mailto:office@woodmizer.co.yu">office@woodmizer.co.yu</a>
<b>CZECH REPUBLIC Miroslaw Greill</b> <b>Wood-Mizer CZ s.r.o.</b> Osvaldova 91 339 01 Klatovy-Luby Tel./Fax: +420-376-312-220 Fax: +420-376-319-011 <b>Miroslaw Greill</b> GSM: +420-723-580-799 e-mail: <a href="mailto:greill@woodmizer.cz">greill@woodmizer.cz</a>	<b>Subagent:</b> <b>ITALY Franz Josef Reichsigl</b> Muls 21, 39058 Samnthein Tel./Fax: +39-471-627-264 GSM: +39-335-824-88-05	<b>SLOVAKIA Wiktor Turoczy</b> <b>Wood-Mizer Danubia s.r.o.</b> Hadovce 5, 94501 Komárno Tel.: +421-35-77-40-316 Fax: +421-35-7740-326 GSM: +421-905-930-972 e-mail: <a href="mailto:woodmizer@woodmizer.sk">woodmizer@woodmizer.sk</a>
<b>CZECH REPUBLIC Lubomir Kudlik</b> <b>Wood-Mizer Moravia</b> Sovadinova 6 69002 Breclav Tel./Fax: +420-519-322-443 <b>Lubomir Kudlik</b> GSM: +420-602-734-792 e-mail: <a href="mailto:info@wood-mizer.net">info@wood-mizer.net</a>	<b>LATVIA Vilmars Jansons</b> <b>OBERTS Ltd</b> Gaujas str. 32/2 LV-2167 Marupe, Rigas Raj. Tel.: +371-7-810-666 Fax: +371-7-810-655 <b>Vilmars Jansons</b> GSM: +371-92-06-966 <b>Andris Orols</b> GSM: +371-28-33-07-90 e-mail: <a href="mailto:andris@oberts.lv">andris@oberts.lv</a>	<b>TURKEY</b> <b>Er-Ka Ahsap Profil Kerestecilik San. ve Tic. Ltd. Sti.</b> Adana Keresteciler Sitesi 191 sk No.41 ADANA Tel.: +90-322-346-15-86 Fax: +90-322-345-17-07 GSM: +90-533-363-18-44 e-mail: <a href="mailto:info@erkaahsap.com.tr">info@erkaahsap.com.tr</a>
<b>FINLAND Howard Blackburn</b> <b>Oy Falkberg Jordbruk Ab</b> Falkintie 220 25610 Ylonkyla Tel.: +358-2732-2253 Fax: +358-2732-2263 <b>Howard Blackburn</b> GSM: +358-440-424-339 e-mail: <a href="mailto:falkberg@woodmizer.fi">falkberg@woodmizer.fi</a>	<b>LITHUANIA Andrius Zuzevicius</b> <b>UAB Singlis</b> Savanoriu pr. 187, 2053 Vilnius Tel.: +370-5-2-32-22-44 Fax: +370-5-2-64-84-15 GSM: +370-620-28-645 e-mail: <a href="mailto:andrius.z@singlis.lt">andrius.z@singlis.lt</a>  <b>Dmitrij Gaiduk</b> GSM: +370-69-84-51-91 e-mail: <a href="mailto:dmitrijus.g@singlis.lt">dmitrijus.g@singlis.lt</a>	<b>UKRAINE Ivan Vinnicki</b> <b>MOST UKRAINA</b> bul. Myru 3, Bajkivtsi Ternoplskyj r-j Ternopolska oblast 47711 Ukraine Tel/Fax: +38 (0352) 52 37 74 GSM: +38 (067) 352 54 34 GSM: +38 (067) 674 50 68 E-mail: <a href="mailto:most-ukraine@ukr.net">most-ukraine@ukr.net</a>

<p><b>FRANCE Laurence Serrurier</b> Wood-Mizer France Zac du Prè Marechal Route de Fruges 62560 Fauquembergues Tel: +33-321-930-544 Fax: +33-321-930-990 GSM: +33-607-025-282 Mail: <a href="mailto:lserrurier@woodmizer.fr">lserrurier@woodmizer.fr</a></p>	<p><b>NORWAY Odd Edvoll</b> <b>Wood-Mizer Nordic AS</b> Vardelia 17, 2020 Skedsmokorset Tel.: +47-63-87-49-89 Fax: +47-63-87-37-66 GSM: +47-930-42-335 e-mail: <a href="mailto:odd.edvoll@woodmizer.no">odd.edvoll@woodmizer.no</a>  e-mail: <a href="mailto:firmapost@woodmizer.no">firmapost@woodmizer.no</a></p>	<p><b>UNITED KINGDOM &amp; IRELAND</b> <b>Wood-Mizer UK</b> Hopfield Barn Kenward Road, Yalding Kent ME18 6JP, UK Tel.: +44-1622-813-201 Fax: +44-1622-815-534 e-mail: <a href="mailto:info@woodmizer.co.uk">info@woodmizer.co.uk</a></p>
<p><b>SLOVENIA Jan Fale</b> <b>FAMTEH d.o.o.</b> Gacnikova pot 2, 2390 Ravne na Koroskem Tel.: +386-2-62-04-232 Fax: +386-2-62-04-231 <b>Jan Fale</b> GSM: +386-2-62-04-230 e-mail: <a href="mailto:jan.fale@famteh.si">jan.fale@famteh.si</a></p> <p><b>Matjaz Kolar</b> Tel.: +386-2-62-04-232 GSM: +386-31-775-999 e-mail: <a href="mailto:matjaz.kolar@famteh.si">matjaz.kolar@famteh.si</a></p>		<p>David Darnell 10 Tennyson Avenue Southend on Sea Essex, SS2 5HD David Darnell GSM: +44 7799 063 497</p> <p>Stephan Cull Cembrandy Gardens, Manorwen Fishguard, Pembrokeshire SA659PT Tel.: +44-1348-873-179 GSM: +44-7887-544-333</p>
<p><b>GERMANY Klaus Longmuss</b> <b>Wood-Mizer Sägewerke GmbH</b> Dorfstraße 5, 29485 Schletau Tel.: +49-5883-9880-10 Fax: +49-5883-9880-20 e-mail: <a href="mailto:info@woodmizer.de">info@woodmizer.de</a></p> <p><b>Klaus Longmuss</b> Tel.: +49-5883-9880-12 GSM: +49-17-298-55-892 e-mail: <a href="mailto:KLongmuss@woodmizer.de">KLongmuss@woodmizer.de</a></p>	<p><b>Subagent:</b> <b>SWEDEN Kjell Larsson</b> <b>Mekwood AB</b> Slingan 14, 812 41 Gästrike-Hammarby Tel.: +46-290-515-65 <b>Kjell Larsson</b> GSM: +46-706-797-965 e-mail: <a href="mailto:kjell.larsson@mekwood.se">kjell.larsson@mekwood.se</a></p>	<p><b>IRELAND</b> <b>Wood-Mizer Ireland</b> Stephen Brennan Cum Lahardane Ballina County Mayo Tel: +353 96 51345  E-mail: <a href="mailto:brennanmill@ericom.net">brennanmill@ericom.net</a></p>
<p><b>Subagents:</b> <b>DENMARK Brian Jensen</b> Arnborgvej 9, 7330 Brande- Fæsterholt Tel.: +45-971-88-265 Fax: +45-971-88-266 <b>Brian Jensen</b> GSM: +45-23-49-5828 e-mail: <a href="mailto:Fasterholt-Savvaerk@Mail.Tele.dk">Fasterholt-Savvaerk@Mail.Tele.dk</a></p>	<p><b>ROMANIA Adrian Echert</b> <b>SC WOOD-MIZER RO SRL</b> TRANSILVANIEI Nr. 5 Sibiu, Cisnadie 555300 Tel.:/Fax: : +40-369-405-433 GSM: +40-745-707-323 e-mail: <a href="mailto:aechert@woodmizer.ro">aechert@woodmizer.ro</a></p>	<p>Regional Manager - Asia Wood-Mizer Asia Pte Ltd. James Wong Tel: +65 81216910 Fax: +65 6283 8636 WWW: <a href="http://www.woodmizerasia.com">www.woodmizerasia.com</a> E-mail: <a href="mailto:jwong@woodmizerasia.com">jwong@woodmizerasia.com</a></p>
<p><b>Netherlands Chris Dragt</b> Lange Brink 77d, 7317 BD Apeldoorn Tel.: +31-55312-1833 Fax: +31-55312-2042 e-mail: <a href="mailto:Info@dragtbosbouw.nl">Info@dragtbosbouw.nl</a></p>	<p><b>Subagent:</b> <b>ROMANIA M. Echert</b> <b>S.C. Echert Comprod s.r.l</b> Str. Schitului Nr. 6, Apt.7 etajul-1 725 70 Vatra Dornei, Romania Tel.:/Fax: +40-230-374-235 Tel. : +40-740-35-35-74</p>	<p>Regional Manager - Africa Wood-Mizer Africa Jean-Jacques Oelofse UNIT 3, LEADER PARK, NO: 20 CHARIOT ROAD STORMILL, EXT 5, Roodepoort, Johannesburg Tel: +27 011 473 1313 Fax: +27 011 473 2005 Jean-Jacques Oelofse E-mail: <a href="mailto:jjoelofse@woodmizer africa.com">jjoelofse@woodmizer africa.com</a> Jean-Jacques Oelofse Skype:jean.jacques.pierre.oelofse</p>

## SECTION 1 GENERAL INFORMATION

### 1.1 How To Use The Parts List

- Use the index above to locate the assembly that contains the part you need.
- Go to the appropriate section and locate the part in the illustration.
- Use the number pointing to the part to locate the correct part number and description in the table.
- Parts shown indented under another part are included with that part.
- Parts marked with a diamond (◆) are only available in the assembly listed above the part.

See the sample table below. Sample Part #A01111 includes part F02222-2 and subassembly A03333. Subassembly A03333 includes part S04444-4 and subassembly K05555. The diamond (◆) indicates that S04444-4 is not available except in subassembly A03333. Subassembly K05555 includes parts M06666 and F07777-77. The diamond (◆) indicates M06666 is not available except in subassembly K05555.

1.2 Sample Assembly				
REF	DESCRIPTION (◆ Indicates Parts Available In Assemblies Only)	PART #	QTY.	
	Sample Assembly, Complete (Includes All Indented Parts Below)	A01111	1	
1	Sample Part	F02222-22	1	
	Sample Subassembly (Includes All Indented Parts Below)	A03333	1	
2	Sample Part (◆ Indicates Part Is Only Available With A03333)	S04444-4	1	◆
	Sample Subassembly (Includes All Indented Parts Below)	K05555	1	
3	Sample Part (◆ Indicates Part Is Only Available With K05555)	M06666	2	◆
4	Sample Part	F07777-77	1	

#### To Order Parts:

- From Europe call our European Headquarters and Manufacturing Facility in Kolo, Poland at **+48-63-2626000**. From the continental U.S., call our toll-free Parts hotline at **1-800-525-8100**. Have your customer number, vehicle identification number, and part numbers ready when you call. From other international locations, contact the Wood-Mizer distributor in your area for parts.

#### Office Hours:

Country	Monday - Friday	Saturday	Sunday
Poland	7-15	Closed	Closed
US	8 a.m.- 5 a.m.	8 a.m.- 12 p.m.	Closed

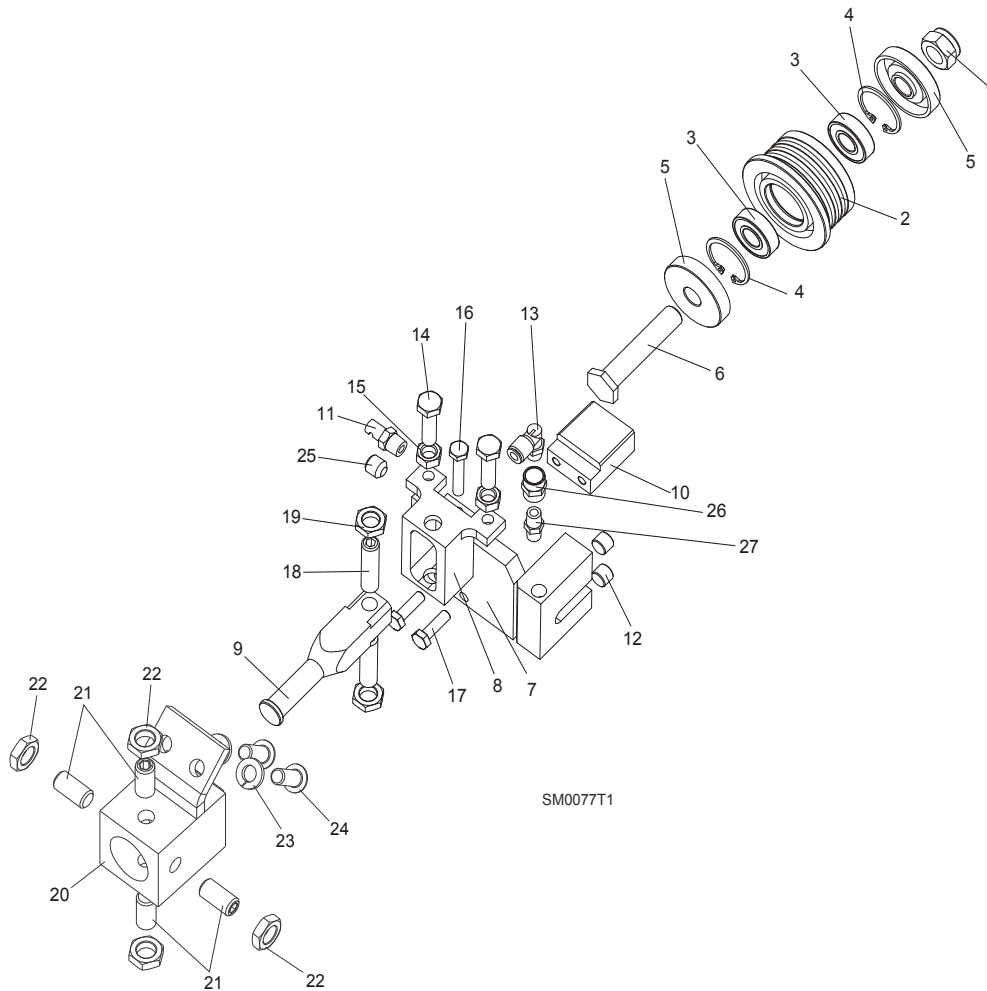


**CAUTION!** It is strongly recommended that only original spare parts be used.



## SECTION 2 BLADE GUIDE ROLLERS & ARM

### 2.1 Blade Guide Assembly, Idle Side (Standard)

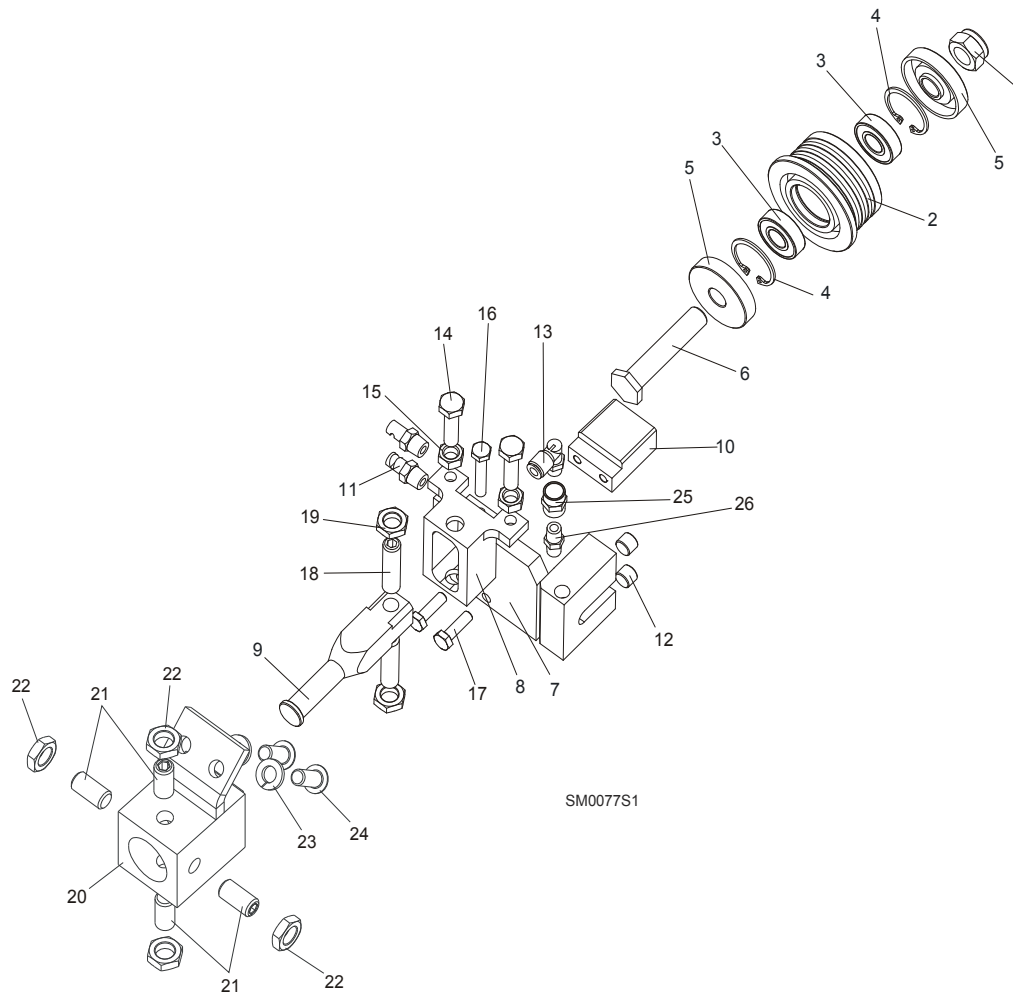


REF	DESCRIPTION (◆ Indicates Parts Available In Assemblies Only)	PART#	QTY.	
	<b>BLADE GUIDE ASSEMBLY, IDLE SIDE</b>	092523	1	
	Roller, Blade Guide Narrow W/Bearings	088261	1	
	Roller, Blade Guide W/Bearings Extended (for optional use with 1 1/2" blades)	092939	1	
1	Nut, M12-8 Hex Nylon Zinc Lock	F81034-2	1	
2	Roller, Blade Guide Narrow	087889	1	
	Roller, Blade Guide Extended (for optional use with 1 1/2" blades)	087890	1	
3	Bearing, 6001 2RSR NACHI	087893	2	
4	Ring, W28 Inside Retaining	F81090-9	2	
5	Washer, Spacer	087891	2 (1)	
	Washer, Spacer (used with the Extended Roller only) <sup>1</sup>	087892-1	1	
6	Bolt, Blade Guide Roller Zinc-Plated	087761-1	1	
	Bolt, Blade Guide Roller Zinc Plated (used with the Extended Roller only)	092940-1	1	
7	Block Weldment, Nozzle Zinc-Plated	087750-1	1	
8	Block, Zinc-Plated Roller Guide Adjuster	087756-1	1	

9	Shaft, Zinc-Plated Blade Guide Mount (Narrow Roller)	088255-1	1	
	Shaft, Zinc-Plated Blade Guide Mount (Wide Roller)	501406-1	1	
10	Block, Blade Guide Zinc	096956-1	1	
11	Nozzle, Blade Water Lube Spray	016637	1	
12	Plug, M10x1 DIN 906 BN40 "BOSSARD"	F81015-3	2	
13	Fitting, 90° Elbow 1/8NPT-1/4 Tube Swivel	P09736	1	
14	Bolt, M8x30 DIN933 A2-70 Stainless Steel	F81002-27	2	
15	Nut, M8 DIN934 A2-70 Stainless Steel	F81032-7	2	
16	Bolt, M6x30 DIN933 A2-70 Stainless Steel	F81001-37	1	
17	Bolt, M6x20-8.8 Hex Head Full Thread Zinc	F81001-2	2	
18	Screw, M10x1x40 DIN913 Stainless Steel Set	F81015-2	2	
19	Nut, M10x1-04-ST-A2 ISO 8675 Thin	F81033-10	2	
20	<b>BLOCK WELDMENT, PAINTED BLADE GUIDE MOUNT</b>	088292-1	1	
21	<b>SCREW, M10X1X20 DIN913 STAINLESS STEEL SET</b>	F81015-1	4	
22	<b>NUT, M10x1-04-ST-A2 ISO 8675 THIN</b>	F81033-10	4	
23	<b>WASHER, 8.2 SPLIT LOCK ZINC</b>	F81054-4	2	
24	<b>BOLT, 5/16-18X3/4 SOCKET HEAD</b>	F05006-102	2	
25	<b>FITTING, 1/8 NPT SOCKET PIPE PLUG</b>	P30127	1	
26	<b>FITTING, 1/8FPT COUPLING</b>	P05748	1	
27	<b>NIPPLE, 1/8 DRY SEAL</b>	P02764	1	

<sup>1</sup> Used only from the flanged side of the roller

## 2.2 Idle Side Blade Guide Assembly, Optional ( LMS )

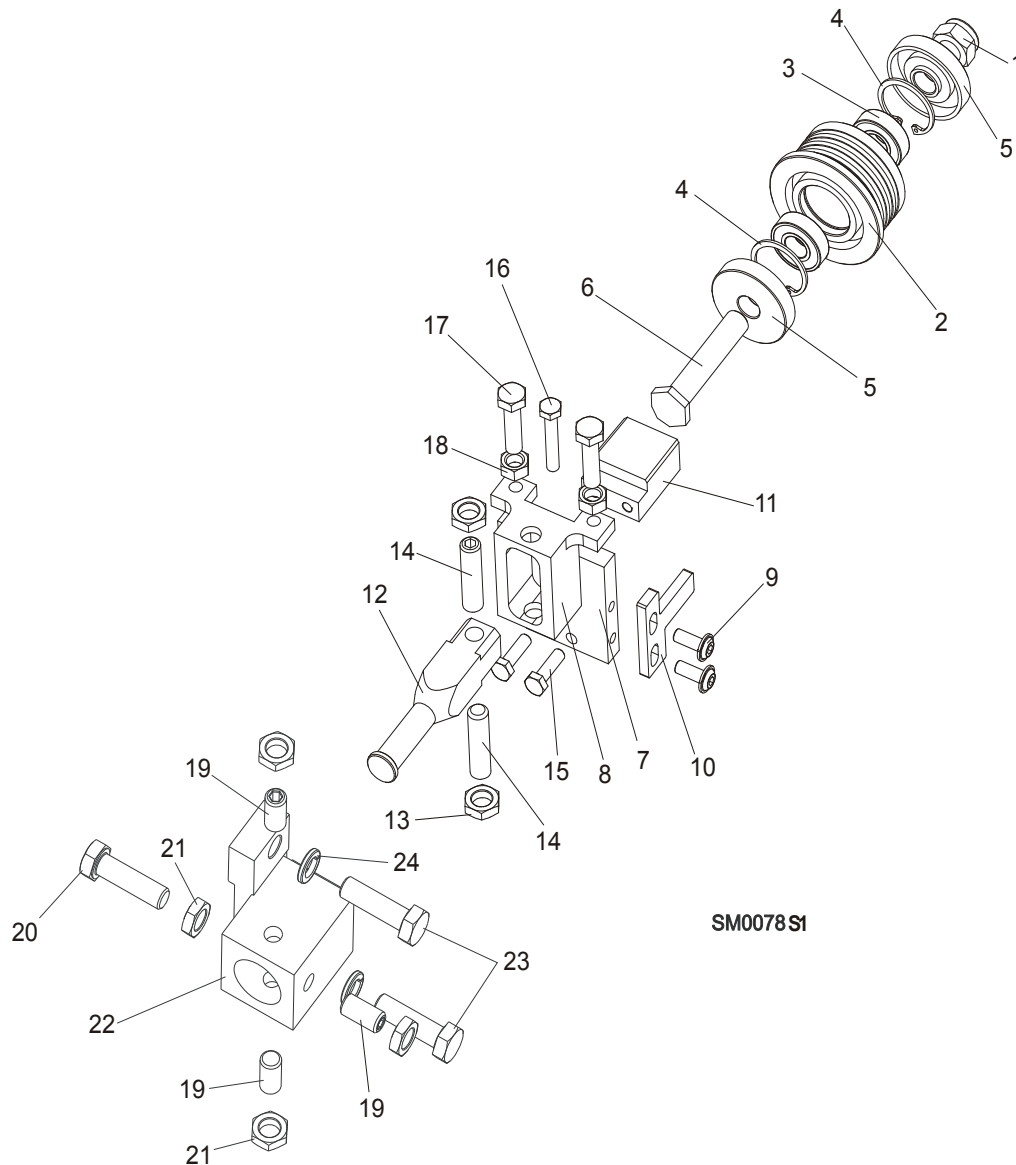


REF	DESCRIPTION (◆ Indicates Parts Available In Assemblies Only)	PART#	QTY.	
	<b>BLADE GUIDE ASSEMBLY, IDLE SIDE</b>	087749	1	
	Roller, Blade Guide Narrow W/Bearings	088261	1	
	Roller, Blade Guide W/Bearings Extended (for optional use with 1 1/2" blades)	092939	1	
1	Nut, M12-8 Hex Nylon Zinc Lock	F81034-2	1	
2	Roller, Blade Guide Narrow	087889	1	
	Roller, Blade Guide Extended (for optional use with 1 1/2" blades)	087890	1	
3	Bearing, 6001 2RSR NACHI	087893	2	
4	Ring, W28 Inside Retaining	F81090-9	2	
5	Washer, Spacer	087891	2 (1)	
	Washer, Spacer (used with the Extended Roller only) <sup>1</sup>	087892-1	1	
6	Bolt, Blade Guide Roller Zinc-Plated	087761-1	1	
	Bolt, Blade Guide Roller Zinc Plated (used with the Extended Roller only)	092940-1	1	
7	Block Weldment, Nozzle Zinc-Plated	087750-1	1	
8	Block, Zinc-Plated Roller Guide Adjuster	087756-1	1	
9	Shaft, Zinc-Plated Blade Guide Mount (Narrow Roller)	088255-1	1	
	Shaft, Zinc-Plated Blade Guide Mount (Wide Roller)	501406-1	1	

10	Block, Blade Guide Zinc	096956-1	1	
11	Nozzle, Blade Lube Spray	033479	2	
12	Plug, M10x1 DIN 906 BN40 "BOSSARD"	F81015-3	2	
13	Fitting, 90° Elbow 1/8NPT-1/4 Tube Swivel	P09736	1	
14	Bolt, M8x30 DIN933 A2-70 Stainless Steel	F81002-27	2	
15	Nut, M8 DIN934 A2-70 Stainless Steel	F81032-7	2	
16	Bolt, M6x30 DIN933 A2-70 Stainless Steel	F81001-37	1	
17	Bolt, M6x20-8.8 Hex Head Full Thread Zinc	F81001-2	2	
18	Screw, M10x1x40 DIN913 Stainless Steel Set	F81015-2	2	
19	Nut, M10x1-04-ST-A2 ISO 8675 Thin	F81033-10	2	
20	<b>BLOCK WELDMENT, PAINTED BLADE GUIDE MOUNT</b>	088292-1	1	
21	<b>SCREW, M10X1X20 DIN913 STAINLESS STEEL SET</b>	F81015-1	4	
22	<b>NUT, M10x1-04-ST-A2 ISO 8675 THIN</b>	F81033-10	4	
23	<b>WASHER, 8.2 SPLIT LOCK ZINC</b>	F81054-4	2	
24	<b>BOLT, 5/16-18X3/4 SOCKET HEAD</b>	F05006-102	2	
25	<b>FITTING, 1/8FPT COUPLING</b>	P05748	1	
26	<b>NIPPLE, 1/8 DRY SEAL</b>	P02764	1	

<sup>1</sup> Used only from the flanged side of the roller

## 2.3 Blade Guide Assembly, Drive Side

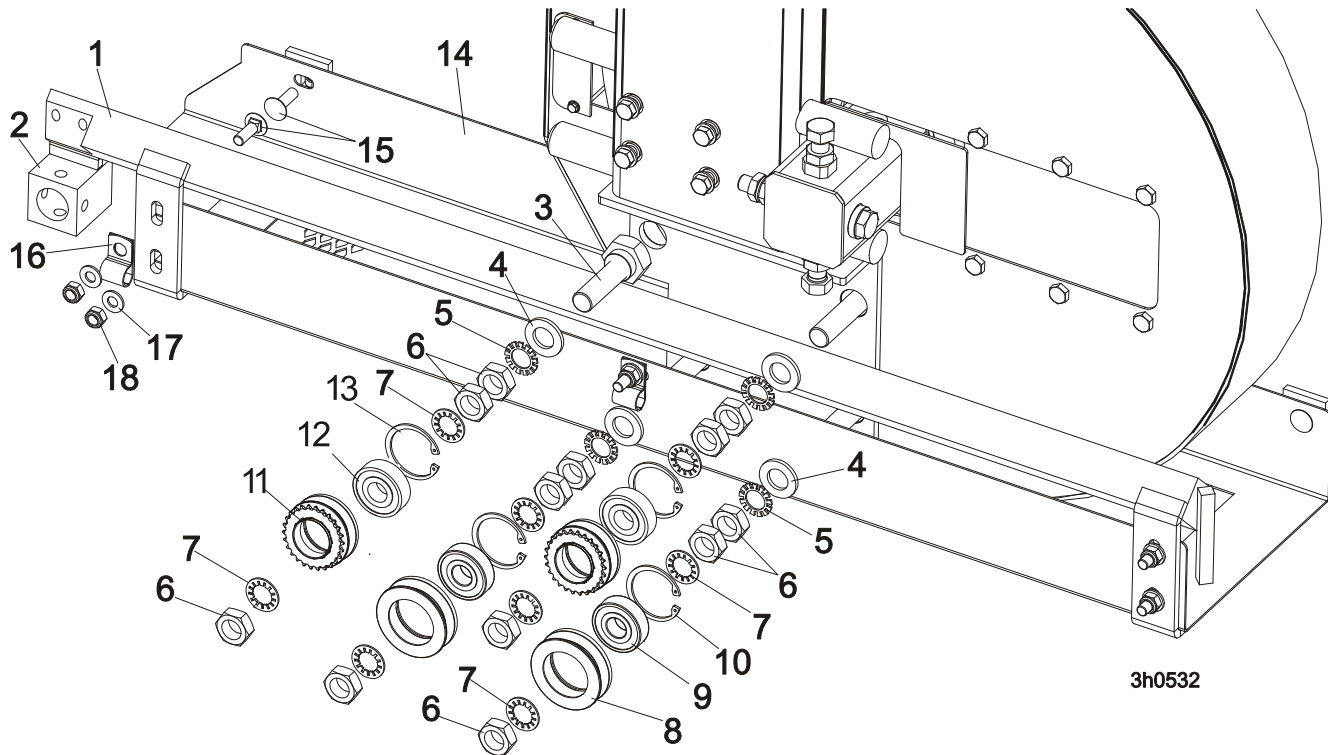


REF	DESCRIPTION (◆ Indicates Parts Available In Assemblies Only)	PART#	QTY.	
	<b>BLADE GUIDE ASSEMBLY, DRIVE SIDE</b>	087748	1	
	Roller, Blade Guide Narrow W/Bearings	088261	1	
	Roller, Blade Guide W/Bearings Extended (for optional use with 1 1/2" blades)	092939	1	
1	Nut, M12-8 Hex Nylon Zinc Lock	F81034-2	1	
2	Roller, Blade Guide Narrow	087889	1	
	Roller, Blade Guide Extended (for optional use with 1 1/2" blades)	087890	1	
3	Bearing, 6001 2RSR NACHI	087893	2	
4	Ring, W28 Inside Retaining	F81090-9	1	
5	Washer, Spacer	087891	2 (1)	
	Washer, Spacer (used with the Extended Roller only) <sup>1</sup>	087892-1	1	

<b>6</b>	Bolt, Blade Guide Roller Zinc-Plated	087761-1	1	
	Bolt, Blade Guide Roller Zinc Plated (used with the Extended Roller only)	092940-1	1	
<b>7</b>	Plate, Zinc-Plated Blade Guide Mounting	087753-1	1	
<b>8</b>	Block, Zinc-Plated Roller Guide Adjuster	087756-1	1	
<b>9</b>	Screw, M6x16 BN 11252 "BOSSARD"	F81001-24	2	
<b>10</b>	Wiper, Blade Zinc-Plated	087757-1	1	
<b>11</b>	Block, Blade Guide Zinc	096956-1	1	
<b>12</b>	Shaft, Zinc-Plated Blade Guide Mount (Narrow Roller)	088255-1	1	
	Shaft, Zinc-Plated Blade Guide Mount (Wide Roller)	501406-1	1	
<b>13</b>	Nut, M10x1-04-ST-A2 ISO 8675 Thin	F81033-10	2	
<b>14</b>	Screw, M10x1x40 DIN913 Stainless Steel Set	F81015-2	2	
<b>15</b>	Bolt, M6x20-8.8 Hex Head Full Thread Zinc	F81001-2	2	
<b>16</b>	Bolt, M6x30 DIN933 A2-70 Stainless Steel	F81001-37	1	
<b>17</b>	Bolt, M8x30 DIN933 A2-70 Stainless Steel	F81002-27	2	
<b>18</b>	Nut, M8 DIN934 A2-70 Stainless Steel	F81032-7	2	
<b>19</b>	<b>Screw, M10X1X20 DIN913 Stainless Steel Set</b>	F81015-1	3	
<b>20</b>	<b>BOLT, M10X1X25 DIN 933 STAINLESS STEEL</b>	F81003-28	1	
<b>21</b>	<b>NUT, M10x1-04-ST-A2 ISO 8675 THIN</b>	F81033-10	4	
<b>22</b>	<b>BLOCK WELDMENT, BLADE GUIDE MOUNT</b>	087744	1	
<b>23</b>	<b>BOLT, M10X35-8.8 HEX HEAD FULL THREAD ZINC</b>	F81003-17	2	
<b>24</b>	<b>WASHER, 10.2 SPLIT LOCK ZINC</b>	F81055-2	2	

<sup>1</sup> Used only from the flanged side of the roller

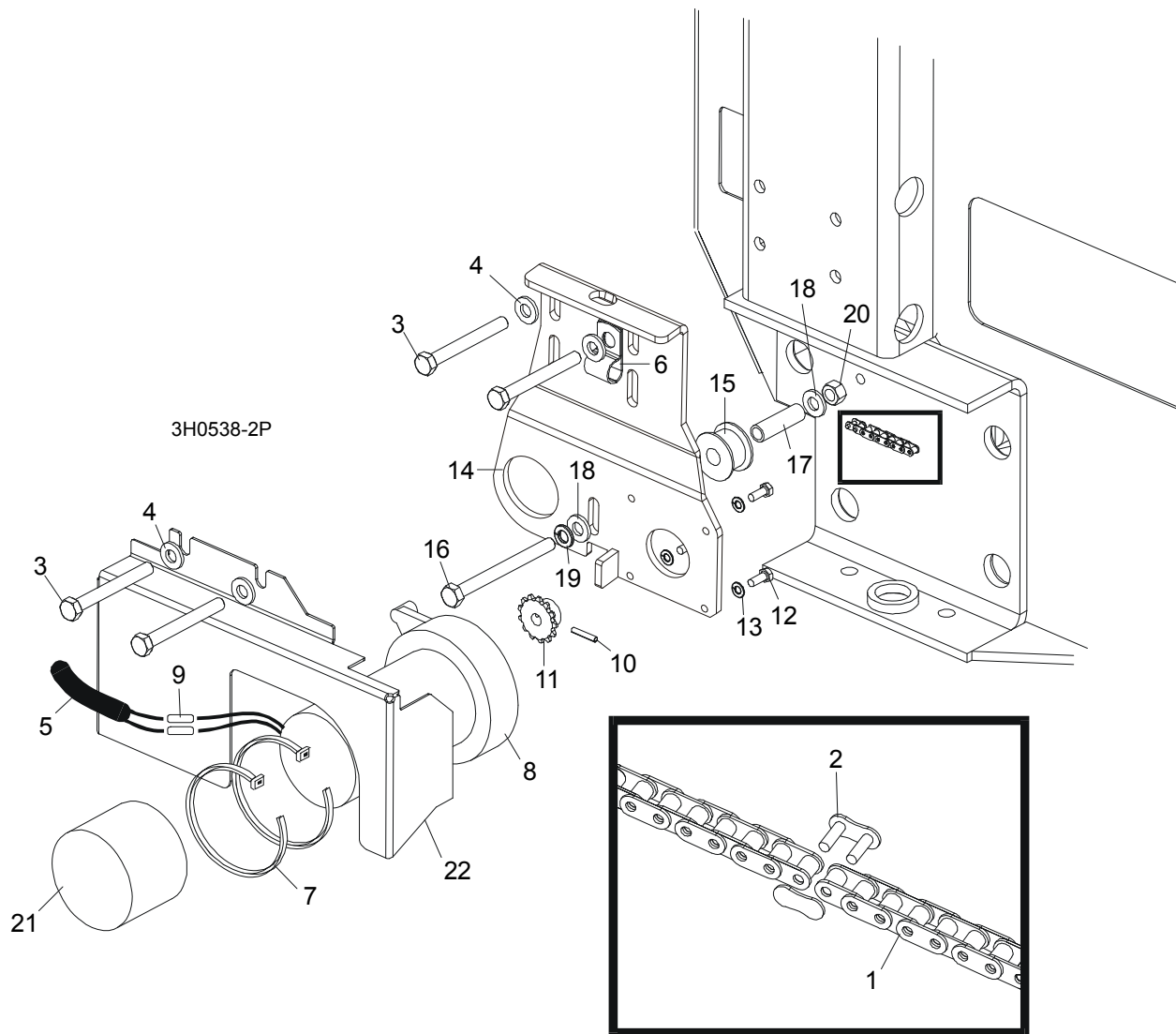
## 2.4 Blade Guide Arm & Rollers



REF	DESCRIPTION (◆ Indicates Parts Available In Assemblies Only)	PART #	QTY.	
1	BLADE GUIDE ARM WELDMENT	505934-1	1	
2	BLOCK WELDMENT, PAINTED BLADE GUIDE MOUNT	088292-1	1	
3	BOLT, BLADE GUIDE ARM ROLLER CAM	086508-1	4	
	BOLT, BLADE GUIDE ARM ROLLER CAM /HARDWOODS	505113-1 <sup>1</sup>	1	
4	WASHER, 17 FLAT	F81058-1	4	
5	WASHER, 5/8" EXTERNAL STAR	F05011-26	4	
6	NUT, 5/8-18 HEX JAM	F05010-11	12	
7	WASHER, 5/8" INTERNAL STAR	F05011-25	8	
	ROLLER ASSEMBLY, BLADE GUIDE ARM WITH BEARING	093855	2	
8	Roller, Blade Guide Arm V-Groove	093856-1	1	◆
9	Bearing, 6203-2RSP6-5/8 CX	095087	1	
10	Ring, W40 Retaining	F81090-3	1	
	ROLLER ASSEMBLY, BLADE GUIDE ARM WITH BEARING AND SPROCKET	501496	2	
11	Roller, Blade Guide Arm w/Sprocket	501495-1	1	◆
12	Bearing, 6203-2RSP6-5/8 CX	095087	1	
13	Ring, W40 Retaining	F81090-3	1	◆
14	GUIDE, BLADE	087042-1	1	
15	BOLT, M8x20-8.8 Fe/Zn5 PN-M/82406	F81002-11	7	
16	CLAMP, 1/2EMT COATED	P07584	2	
17	WASHER, 8.4 FLAT ZINC	F81054-1	7	
18	NUT, M8-8-B HEX NYLON ZINC LOCK	F81032-2	7	

<sup>1</sup> Mount instead of one 086508-1 bolt in LT40 saw head for hardwoods.

## 2.5 Blade Guide Arm Drive Assembly



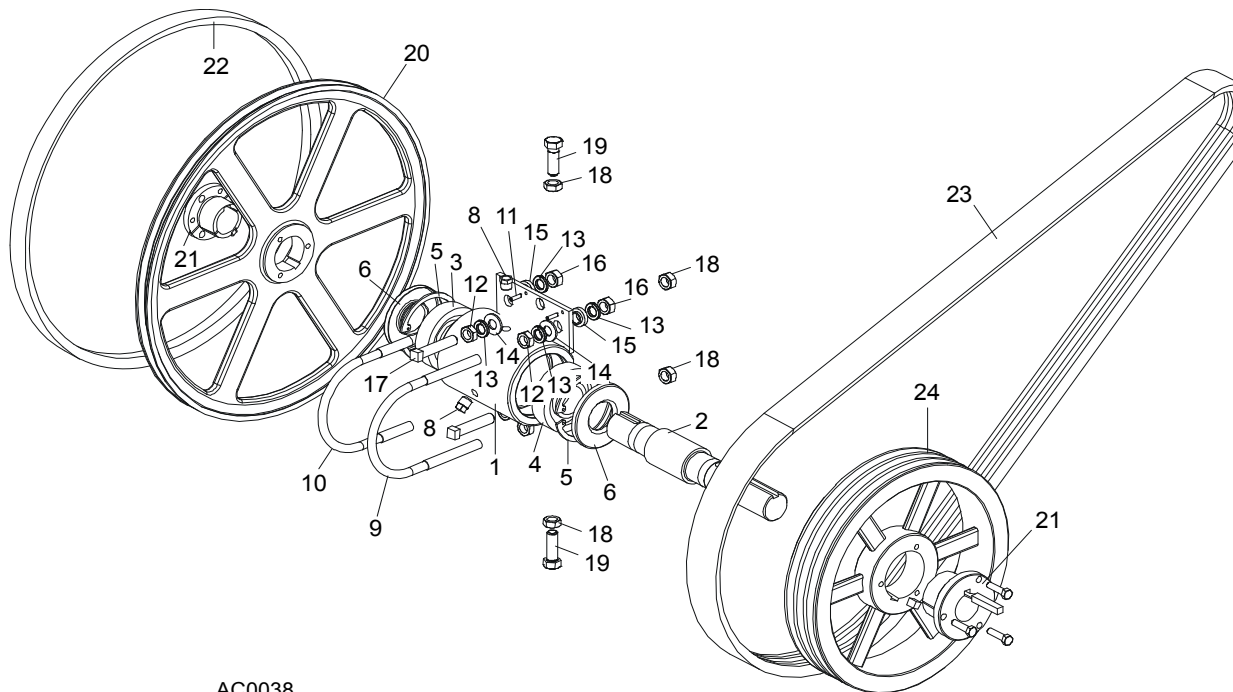
REF	DESCRIPTION (◆ Indicates Parts Available In Assemblies Only)	PART #	QTY.	
1	CHAIN, #25 X 20 1/4"	P09984	1	
2	LINK, #25 MASTER	P09983	1	
3	BOLT, 5/16-18 X 2 3/4" HEX HEAD GRADE 5	F05006-28	4	
4	WASHER, 8.4 FLAT	F81054-1	4	
5	TUBE, 3/8" X 1/2" NEOPRENE	R01897	0,75 m	
6	CLAMP, 1/2" COATED EMT	P07584	2	
7	WRAP, 1/4" X 6" TIE	F05089-1	2	
	DRIVE ASSEMBLY, BLADE GUIDE ARM	091005	1	
	Motor Assembly, Blade Guide Arm Replacement	A10365	1	
8	Motor, Blade Guide Arm 53:1 Gear	P09698-1	1	
	Housing, Klauber Motor End	P12756	1	
	Gear Kit, Klauber Motor Replacement	P12569	1	
	Brush Kit, Gear Motor Replacement	P12800	1	



	Shaft Kit, Klauber Gear Motor Replacement	009695	1	
9	Connector, 14 Gauge Butt	F04875-1	2	
10	Pin, 1/8" X 3/4" Roll	F05012-6	1	
11	Sprocket, Gear Motor #25 14-Tooth	P09970	1	
12	Screw, #10-32 x 1/2" Hex Head	F05004-60	4	
13	Washer, 4.1 Split Lock	F81051-4	4	
	Instruction Sheet, Blade Guide Arm Motor	A10353-296	1	
14	Bracket, Blade Guide Arm Motor Mount	087994-1	1	
15	Roller, Blade Guide Arm Chain Idler	S09999	1	
16	Bolt, 5/16-18 X 3 1/2" Hex Head Full Thread	F05006-3	1	
17	Spacer, 5/16" I.D. X 1 1/2"	S09996	1	
18	Washer, 5/16" SAE Flat	F81054-1	2	
19	Washer, 8.4 Split Lock	F05011-13	1	
20	Nut, 8.2 Hex Lock	F81054-4	1	
21	Boot, Gear Motor Weather	023720	1	
22	<b>COVER, BLADE GUIDE ARM MOTOR</b>	093460-1	1	

## SECTION 3 BLADE WHEELS & TENSIONER

### 3.1 Blade Drive Assembly, LT40 Series MH

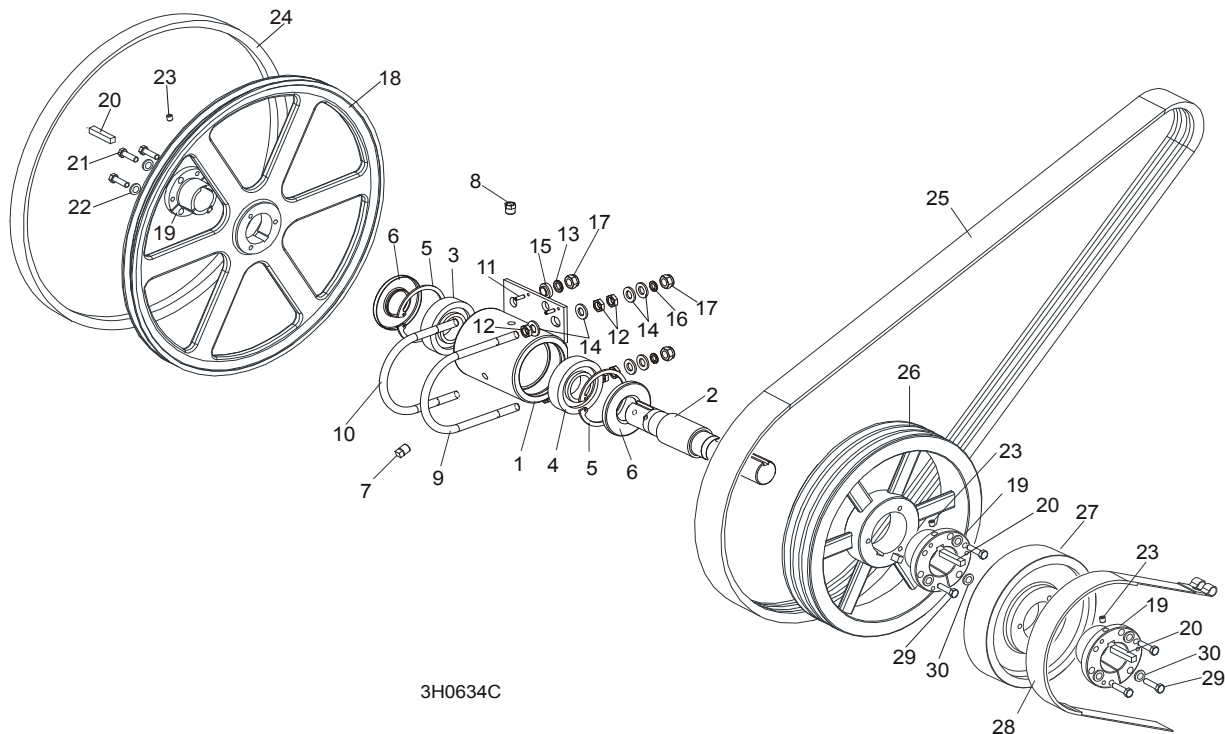


AC0038

REF	DESCRIPTION (◆ Indicates Parts Available In Assemblies Only)	PART #	QTY.	
	<b>BEARING ASSEMBLY, BLADE WHEEL DRIVE</b>	086291	1	
1	Housing, Blade Wheel Drive Bearing	086293	1	
2	Shaft, Blade Wheel Drive	086292	1	
3	Bearing, Blade Wheel Drive NJ308	085939	1	
4	Bearing, Blade Wheel Drive #6308	085940	1	
5	Ring, 90mm Interior Retaining #117	F04254-17	2	
6	Seal, Drive Bearing #CR15890	P10206	2	
7	Plug, 1/4" NPT Square Head	P05498	1	
8	Plug, 1/4" NPT Vented	P12868	1	
9	Bolt, 1/2-13 Long U	S10207-1P	1	
10	Bolt, 1/2-13 Short U	S10207-2P	1	
11	Pin, 3/16" X 5/8" Roll	F05012-22	2	
12	Nut, 1/2-20 Hex Jam	F05010-16	4	
13	Washer, 12.2 Split Lock	F81056-2	8	
14	Washer, 13 SAE Flat	F81056-1	4	
15	Spacer, .510" x .937" x .34"	S04253	4	
16	Nut, 1/2-13 Hex	F05010-35	4	
17	Screw, 1/2-20 x 2 1/2" Square Head Full Thread Set	F05008-110	2	
18	Nut, M12-8 Hex Nylon Lock	F81034-2	4	
19	Bolt, 1/2-20 x 1 1/2" Hex Head Grade 5	F05008-53	2	
	Decal, Bearing End-Play	S12750	1	

	Instruction Sheet, Bearing Retrofit	K10200-275	1	
	<b>WHEEL KIT, DRIVE SIDE BLADE</b>	014562	1	
20	Wheel, Drive Side Blade	016284	1	
21	Bushing, Modified 1 9/16" P1	087214	1	
	Instruction Sheet, Drive Side Blade Wheel Replacement	K12987-488	1	
22	<b>BELT, BLADE WHEEL B57</b>	P04185-2	1	
23	<b>BELT, 3BX73 DRIVE (EA20, EA25)</b>	091548	1	
24	<b>PULLEY, 3B124 SK SPECIAL (EA20, EA25)</b>	087203-1	1	

## 3.2 Blade Drive Assembly LT40 Series DH



REF	DESCRIPTION (◆ Indicates Parts Available In Assemblies Only)	PART #	QTY.	
	<b>BEARING ASSEMBLY, DRIVE</b>	086291	1	
1	Housing, Blade Wheel Drive Bearing	086293	1	
2	Shaft, Blade Wheel Drive	086292	1	
3	Bearing, Blade Wheel Drive NJ308	085939	1	
4	Bearing, Blade Wheel Drive #6308	085940	1	
5	Ring, 90mm Interior Retaining #117	F04254-17	2	
6	Seal, Drive Bearing #CR15890	P10206	2	
7	Plug, 1/4" NPT Square Head	P05498	1	
8	Plug, 1/4" NPT Vented	P12868	1	
9	Bolt, 1/2-13 Long U	S10207-1P	1	
10	Bolt, 1/2-13 Short U	S10207-2P	1	
11	Pin, 3/16" X 5/8" Roll	F05012-22	2	
12	Nut, M12-04-A Hex Jam	F81034-6	6	
13	Washer, 12.2 Split Lock	F81056-2	2	
14	Washer, 13 SAE Flat	F81056-1	8	
15	Spacer, Zinc	086769-1	2	

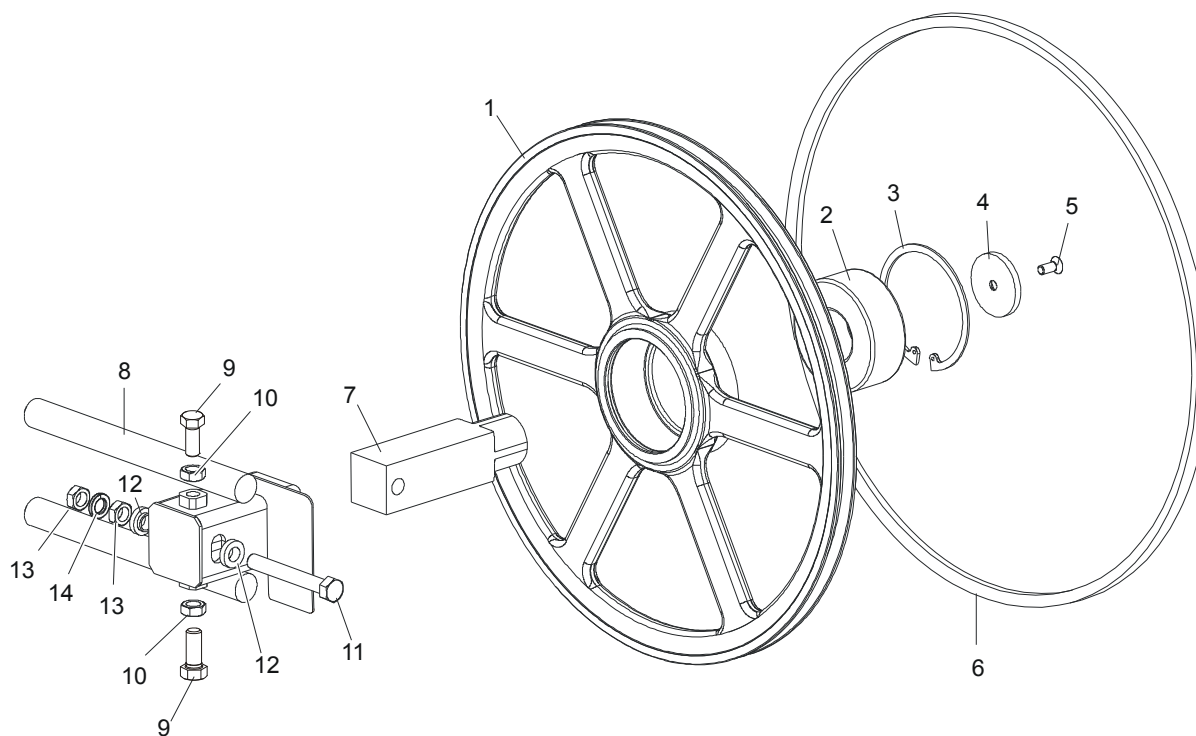


## Blade Wheels & Tensioner

Blade Drive Assembly LT40 Series DH

16	Washer, 10.2 Split Lock Zinc	F81055-2	2	
17	Nut, M12-8 Hex Nylon Lock	F81034-2	4	
	<b>WHEEL KIT, DRIVE SIDE BLADE</b>	014562	1	
18	Wheel, Drive Side Blade	016284	1	
19	Bushing, Modified 1 9/16" P1	087214	1	
20	<b>KEY, 9.5h7x9.5x3.8</b>	087384	3	
21	<b>BOLT, UNC 1/4"x1 1/2"-8.8 ZINC DIN933 HEX HEAD</b>	F05005-31	3	
22	<b>WASHER, 1/4" UNC ZINC SPLIT LOCK</b>	F81052-21	3	
23	<b>SCREW, M8x8-33H ZINC HEX SOCKET SET FLAT POINT</b>	F81014-1	3	
24	<b>BELT, BLADE WHEEL B57</b>	P04185-2	1	
25	<b>BELT, 3BX72 DRIVE (D42)</b>	014085	1	
	<b>BELT, 3BX73 DRIVE (D38)</b>	091548	1	
	<b>BELT, 3BX73 DRIVE (E25HP 50HZ)</b>	091548	1	
26	<b>PULLEY, 3B5V124 SPECIAL DRIVE</b>	087203-1	1	
27	<b>WHEEL, BRAKE</b>	087204-1	1	
28	<b>STRAP, METAL-BACKED BRAKE</b>	014391	1	
29	<b>BOLT, M8X35-8.8 ZINC HEX HEAD FULL THREAD</b>	F81002-13	6	
30	<b>WASHER, 8.2 ZINC SPLIT LOCK</b>	F81054-4	6	

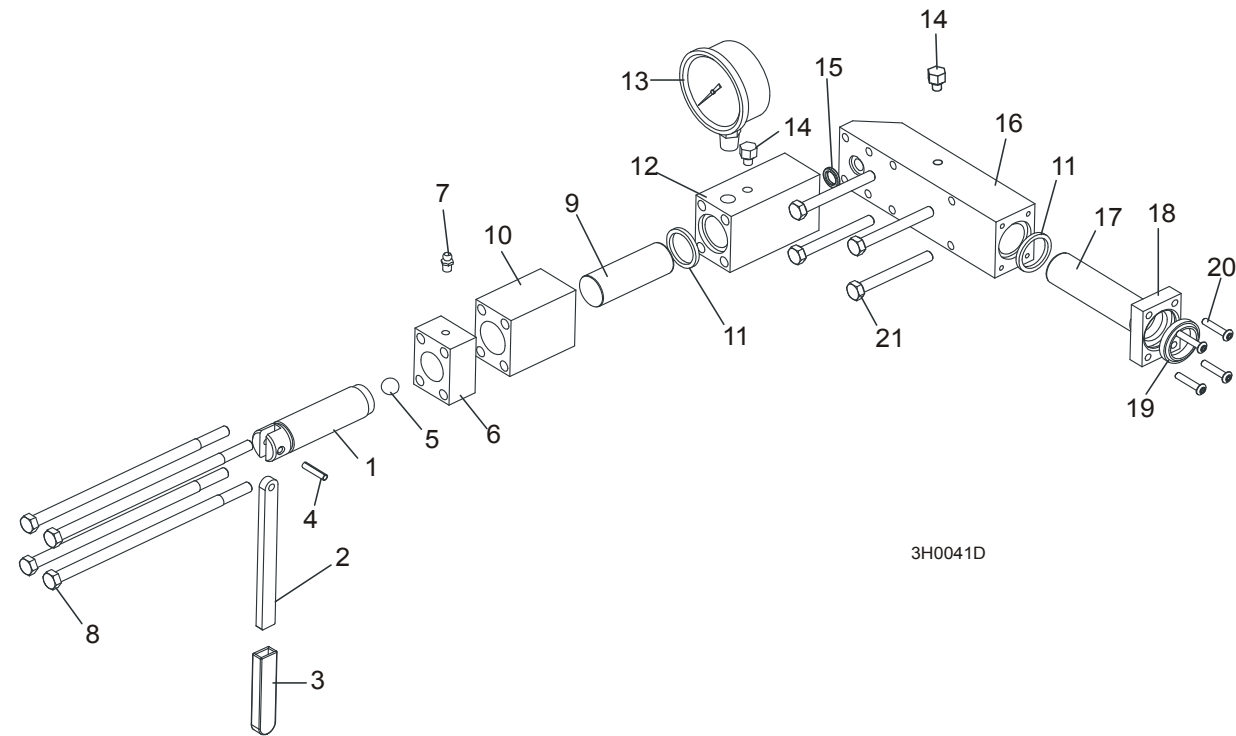
### 3.3 Idle Blade Wheel Assembly



SM0241C

REF	DESCRIPTION (◆ Indicates Parts Available In Assemblies Only)	PART #	QTY.	
	<b>WHEEL ASSEMBLY, IDLE SIDE BLADE</b>	016120	1	
1	Wheel, Idle Side Blade	016013	1	◆
2	Bearing, Idle Side Blade Wheel 3309 B.2RSR TVH FAQ	086428	1	
3	Ring, 100mm Internal Retaining Beveled	F04254-28	1	
4	<b>RETAINER, ZINC</b>	095929-1	1	
5	<b>BOLT, M10x25 -10.9- Fe/Zn5 DIN 7991</b>	F81003-82	1	
6	<b>BELT, BLADE WHEEL B57</b>	P04185-2	1	
7	<b>SHAFT, IDLE BLADE WHEEL</b>	095732	1	
8	<b>HOUSING, IDLE BLADE WHEEL SHAFT</b>	016103	1	
9	<b>BOLT, 1/2-20 X 1 1/2" HEX HEAD GRADE 5</b>	F05008-53	2	
10	<b>NUT, 1/2-20 HEX JAM</b>	F05010-16	2	
11	<b>BOLT, M12x1,25x100-8.8 HEX HEAD FULL THREAD GRADE 2</b>	F81004-41	1	
12	<b>SPACER, 1/2" I.D. FLANGED</b>	086769-1	2	
13	<b>NUT, M12x1,25 8.8 HEX JAM</b>	F81034-5	2	
14	<b>WASHER, 12.2 SPLIT LOCK</b>	F81056-2	1	

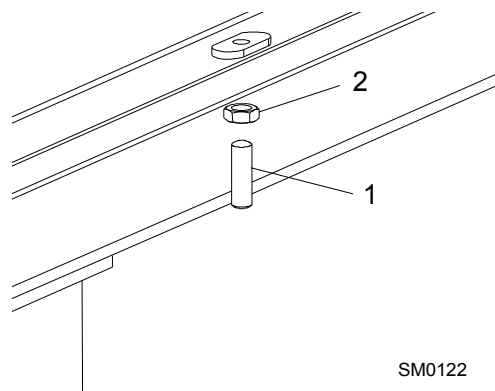
### 3.4 Hydraulic Blade Tensioner Assembly



REF	DESCRIPTION (◆ Indicates Parts Available In Assemblies Only)	PART #	QTY.	
	<b>HYDRAULIC BLADE TENSIONER ASSEMBLY</b>	A10054	1	
	Handle Assembly, Hydraulic Blade Tensioner Screw	A12294	1	
1	Screw, Hydraulic Blade Tensioner	S10056	1	
2	Handle, Hydraulic Tensioner Screw	095930	1	
3	Sleeve, Plastic Handle	P08072	1	
4	Pin, 3/16" x 7/8" Roll	F05012-19	1	
5	Ball, 1/2" Steel	P02720	1	
6	Block, Threaded Tensioner End	S10062	1	
7	Fitting, 1/4-28 Grease	P05060	1	
	Instruction Sheet, Tensioner Screw	A12294-518	1	
8	Bolt, 5/16-18 X 7 1/2" Hex Head Grade 5	F05006-43	4	
9	Piston, Hydraulic Tensioner Front 2 3/4" Long	S10060	1	
10	Block, Piston Guide	S10061	1	
11	Seal, 1" Diameter	P10051	2	
12	Block, Hydraulic Tensioner Gauge Mounting	S10140	1	
13	Gauge, 3000 PSI	090552	1	
14	Plug, Hydraulic Tensioner Fill	P10065	1	
15	Ring, 5/8" X 3/32" Square "O"	P10377	1	
16	Block, Rear Tensioner Piston	S10142	1	
17	Piston, Hydraulic Tensioner Rear 3 5/8" Long	S10059	1	
18	Block, Rear Piston End	S10089	1	
19	Wiper, 1" Diameter	P10053	1	
20	Bolt, #10-24 X 1" Socket Button Head	F05004-43	4	
21	Bolt, 5/16-18 X 2 3/4" Hex Head Grade 5	F05006-28	4	
	Instruction Sheet, Hydraulic Tensioner Installation	A10136-272	1	

# SECTION 4 SAW HEAD

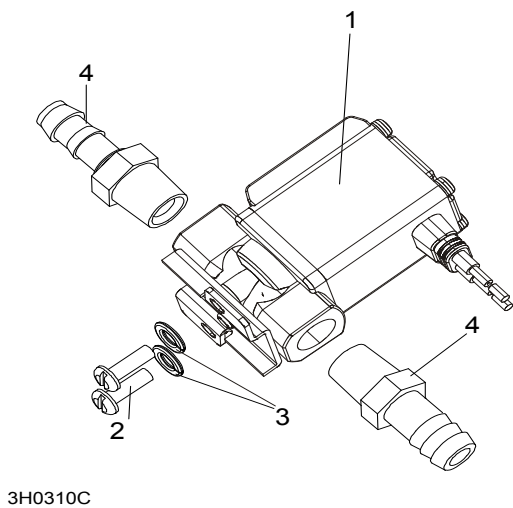
## 4.1 Middle Throat Screw



SM0122

REF	DESCRIPTION (◆ Indicates Parts Available In Assemblies Only)	PART #	QTY.	
1	SCREW, 3/8-16 X 1 1/4" OVAL POINT SOCKET SET	F05007-18	1	
2	NUT, 3/8-16 HEX JAM	F05010-29	1	

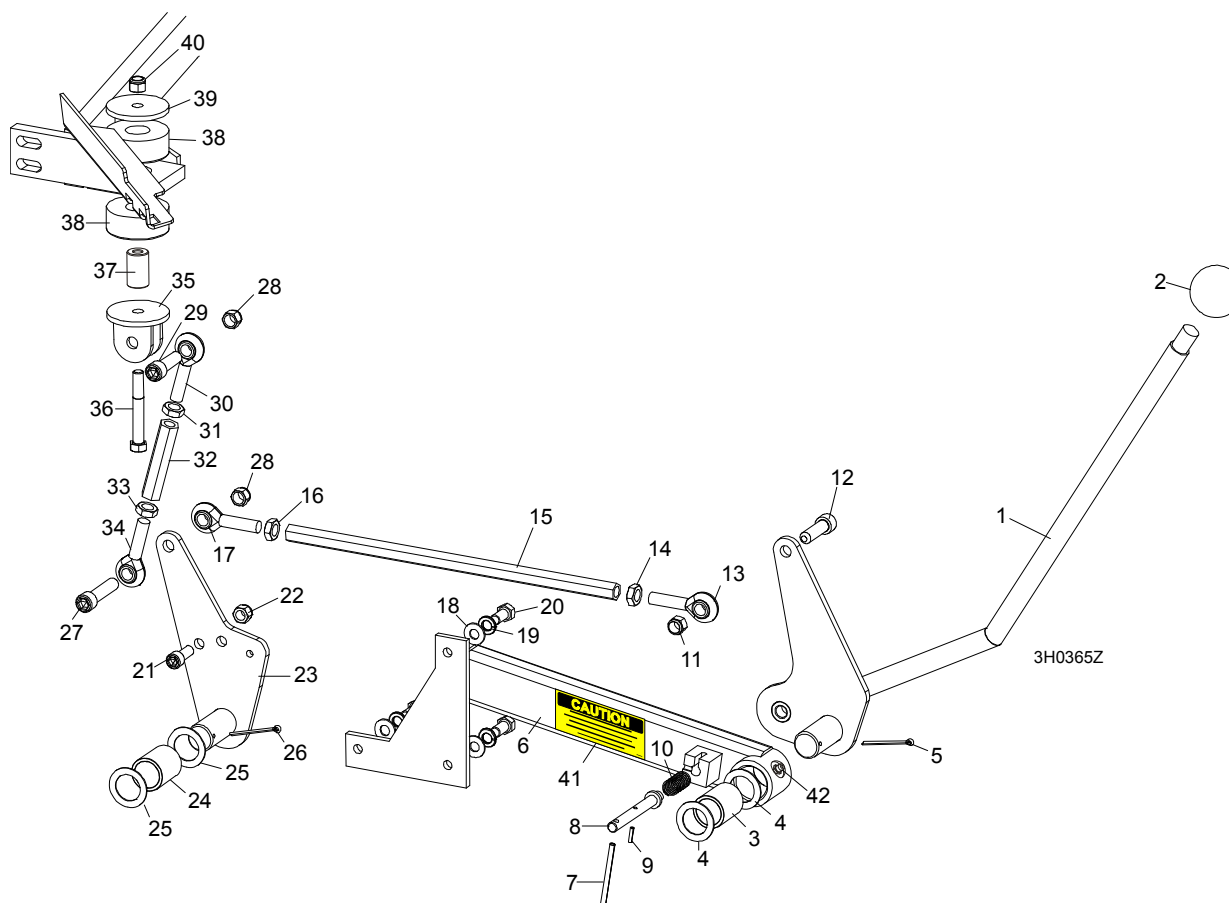
## 4.2 Water Lube Solenoid Valve (not available in EC version)



3H0310C

REF	DESCRIPTION (◆ Indicates Parts Available In Assemblies Only)	PART #	QTY.	
1	VALVE, WATER LUBE SOLENOID	509113	1	
2	SCREW, 4MM X 12 CROSS SLOT ROUND HEAD	F05004-74	2	
3	WASHER, 4MM SPLIT LOCK	F05011-57	2	
4	FITTING, 1/4" MALE NPT 3/8" HOSE BARB	P04682	2	

### 4.3 Clutch Lever Assembly

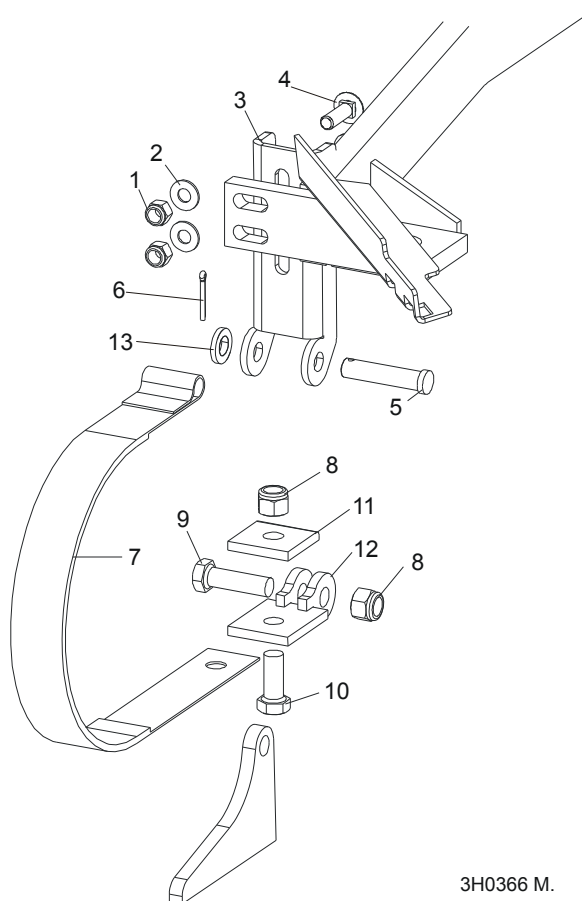


REF	DESCRIPTION (◆ Indicates Parts Available In Assemblies Only)	PART #	QTY.	
	<b>HANDLE ASSEMBLY, EXTENDED CLUTCH/BRAKE</b>	086242	1	
1	Lever, Clutch/Brake	086339-1	1	◆
2	Knob, Plastic Round	086337	1	
3	Bushing, Clutch/Brake Pivot	P05041	1	
4	Washer, Clutch/Brake Pivot	087051-1	2	
5	Pin, 1/8" X 1 3/4" Cotter	F05012-43	1	
6	Extension Weldment, Clutch Handle	086244-1	1	
7	Pin, 3/16 x 2 1/2" Roll	F05012-27	1	
8	Pin, Clutch Detent	086243	1	◆
9	Pin, 1/8" x 9/16" Roll	F05012-30	1	
10	Spring, .58" OD x 1 1/8"	021243	1	
11	Nut, 7/16-20 Nylon Lock	F05010-83	1	
12	Screw, 7/16-20 x 1 1/2" Socket Head	F05007-55	1	
13	Rod End, 7/16-20 Left Hand Thread	P11578	1	
14	Nut, 7/16-20 Hex Jam Left Hand Thread	F05010-87	1	
15	Rod, Clutch Extension	015073	1	
16	Nut, 7/16-20 Hex Jam	F05010-38	1	
17	Rod End, 7/16-20 Right Hand Thread	P11579	1	
18	<b>WASHER, 8.4 SAE FLAT</b>	F81054-1	3	
19	<b>WASHER, 8.2 SPLIT LOCK</b>	F81054-4	3	



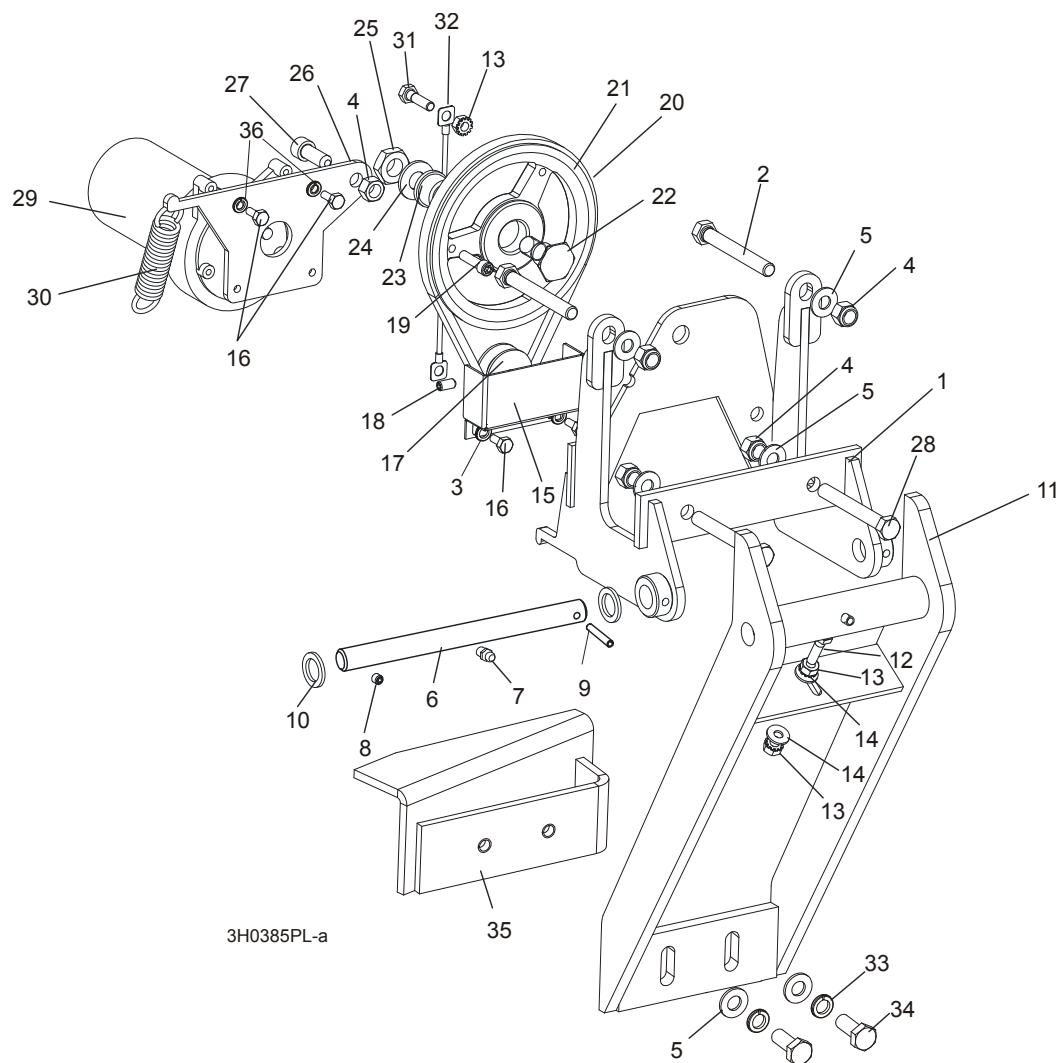
20	<b>BOLT, M8X20-8.8-B HEX HEAD</b>	F81002-4	3	
21	<b>BOLT ,M10 X 25 SOCKET HEAD</b>	F81003-32	1	
22	<b>NUT, M10-8-B HEX NYLON LOCK</b>	F81033-1	1	
23	<b>PLATE WELDMENT, CLUTCH PIVOT</b>	087086-1	1	
24	<b>BUSHING, CLUTCH/BRAKE PIVOT</b>	P05041	1	
25	<b>WASHER, CLUTCH/BRAKE PIVOT</b>	087051-1	2	
26	<b>PIN, 1/8" X 1 3/4" COTTER</b>	F05012-43	1	
27	<b>SCREW, 7/16-20 X 2" SOCKET HEAD</b>	F05007-120	1	
28	<b>NUT, 7/16-20 HEX NYLON LOCK</b>	F05010-83	2	
29	<b>SCREW, 7/16-20 X 2" SOCKET HEAD</b>	F05007-120	1	
	<b>TURNBUCKLE ASSEMBLY, CLUTCH/BRAKE LEVER</b>	A12304	1	
	<b>TURNBUCKLE ASSEMBLY, 3 3/4" CLUTCH/BRAKE LEVER (50Hz Electric Only)</b>	A11576	1	
30	Rod End, 7/16-20 Right Hand Thread	P11579	1	
31	Nut, 7/16-20 Hex Jam	F05010-38	1	
32	Turnbuckle, 3" Clutch/Brake Lever	S11577	1	
	Turnbuckle, 3 3/4" Clutch/Brake Lever (50Hz Electric Only)	S12262	1	
33	Nut, 7/16-20 Hex Jam Left Hand Thread	F05010-87	1	
34	Rod End, 7/16-20 Left Hand Thread	P11578	1	
35	<b>BRACKET, CLUTCH MOUNT</b>	W12411-1	1	
36	<b>BOLT, M10X70-8.8 HEX HEAD, ZINC</b>	F81003-20	1	
37	<b>SPACER, MOTOR MOUNT VIBRATION BUSHING</b>	506712	1	
38	<b>BUSHING, MOTOR MOUNT VIBRATION</b>	P05032	2	
39	<b>WASHER, 3/8" I.D. X 2 1/4" O.D. X 3/16" THICK</b>	S12412-0	1	
40	<b>NUT, 3/8-16 NYLON LOCK</b>	F05010-10	1	
41	<b>DECAL, PLACE PIN IN DETENT POSITION</b>	085089	1	
42	<b>FITTING, M6 GREASE</b>	086280	1	

## 4.4 Brake Assembly



REF	DESCRIPTION (◆ Indicates Parts Available In Assemblies Only)	PART #	QTY.	
	<b>STRAP RETROFIT, SUPER BRAKE</b>	014441	1	
1	Nut, 3/8-16 Nylon Lock	F05010-10	2	
2	Washer, 10.5 Flat	F81055-1	2	
3	Bracket, Upper Super Brake Strap Mount	014395	1	
4	Bolt, 3/8-16 x 1 1/4" Carriage Head Grade 5	F05007-127	2	
5	Pin, 1/2" x 2 1/4" Clevis	F05012-81	1	
6	Pin, 1/8" x 1" Cotter	F05012-1	1	
7	Strap, Upper Pivot Metal Brake	014391	1	
8	Nut, M12-8-B Nylon Lock	F81034-2	2	
9	Bolt, M12 x 40-8.8 Hex Head	F81004-4	1	
10	Bolt, M12 x 30-8.8 Hex Head	F81004-22	1	
11	Washer, Brake Strap Clamp	090063-1	1	
12	Bracket Weldment, Brake Lower Pivot Painted	092200-1	1	
13	Washer, 13 Flat Zinc	F81056-1	1	

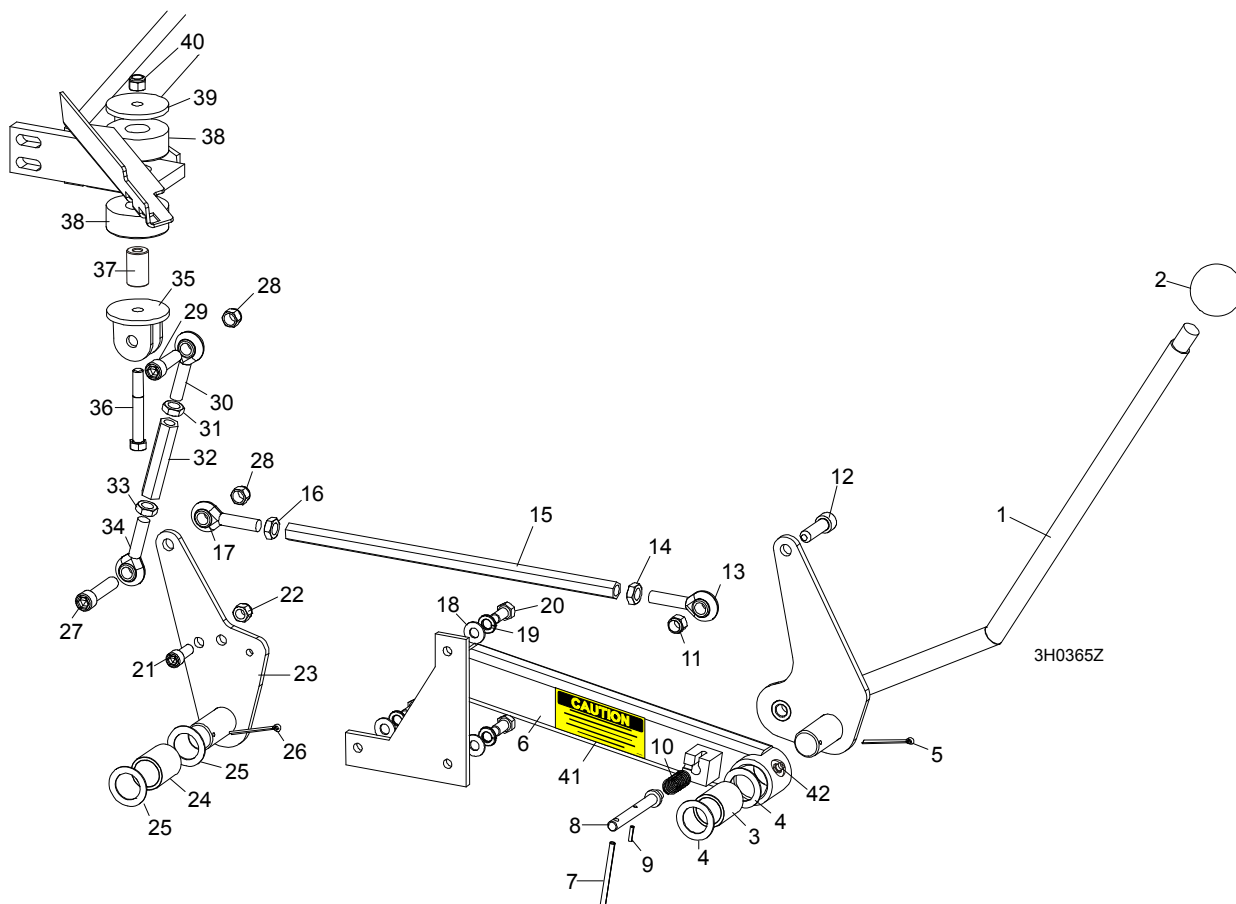
4.5 Board Return Assembly



REF	DESCRIPTION (◆ Indicates Parts Available In Assemblies Only)	PART #	QTY.	
	<b>RETURN ASSEMBLY, BOARD</b>	087839-1	1	
1	Mount Weldment, Board Return	087788-1	1	
2	Bolt, M10x70-8.8 Fe/Zn5 PN-M/82302 Hex Head	F81003-60	2	
3	WASHER, M5, FLAT ZINC	F81052-1	2	
4	NUT,M10-8-B NYLON HEX ZINC LOCK	F81033-1	5	
5	Washer,10.5 Flat	F81055-1	6	
6	Pin Kit, Board Return Replacement Pivot	087837	1	
7	Fitting, M6 Grease	086280	1	
8	Screw, M6 X 8 Black Oxide Socket Head Set Cup Point	F81013-1	1	
9	Pin, 5 X 30 Roll	F81044-21	1	
10	Washer, 5/8" x 15/16" x .094 Nylon	F05011-19	2	
11	Arm Weldment, Board Return	087838-1	1	
12	Screw, 1/4-20 x 3/4" Full Thread Hex Head Cap	F05005-101	1	
13	Nut, 1/4-20 Self Locking	F05010-9	3	

14	Washer, 7.4 Flat	F81056-11	2	
15	Guard, Board Return Belt Ptd	087985-1	1	
16	Screw, 10-32 x 1/2" Hex Head Machine	F05004-60	4	
17	Sheave, 1.42 x .32	015074	1	
18	Screw, 1/4-20 Socket Head Set Cup Point Nylon	F05005-55	1	
19	Screw, 1/4-20 x 1" Socket Head Cap	F05005-89	1	
20	Belt, 3L190	015477	1	
21	Sheave, OK50 x 1/2" Modified	015224	1	
22	Bolt, Idler Pulley Pivot	015221	1	
23	Bushing, 5/8" x 7/8" x 1/2" Bronze	P05135	1	
24	Washer, 13 Flat	F81056-1	1	
25	Nut, 1/2-20 Jam Nylon Lock	F05010-79	1	
26	Plate, Motor Pivot	087871	1	
27	Screw, M10 x 25-8.8 Black Oxide Socket Head Cap	F81003-32	1	
28	BOLT, M10x75-8.8-Fe/Zn5 PN-M/82101	F81003-15	2	
29	Motor, 53:1 ASA Gear	P09698-1	1	
30	Spring, 3/4" x 2 7/8" x 12 Gauge	015479	1	
31	Bolt, 1/4-20 x 1" Hex Head Grade 5	F05005-101	1	
32	Cable, Board Return	016090	1	
33	Washer, 10.2 Split	F81055-2	2	
34	Bolt, 3/8-16 x 3/4" Hex Head	F81003-1	2	
35	Angle, Board Return	087835-1	1	
36	WASHER, M5 SPLIT LOCK	F81052-2	2	

## 4.6 Clutch Lever Assembly

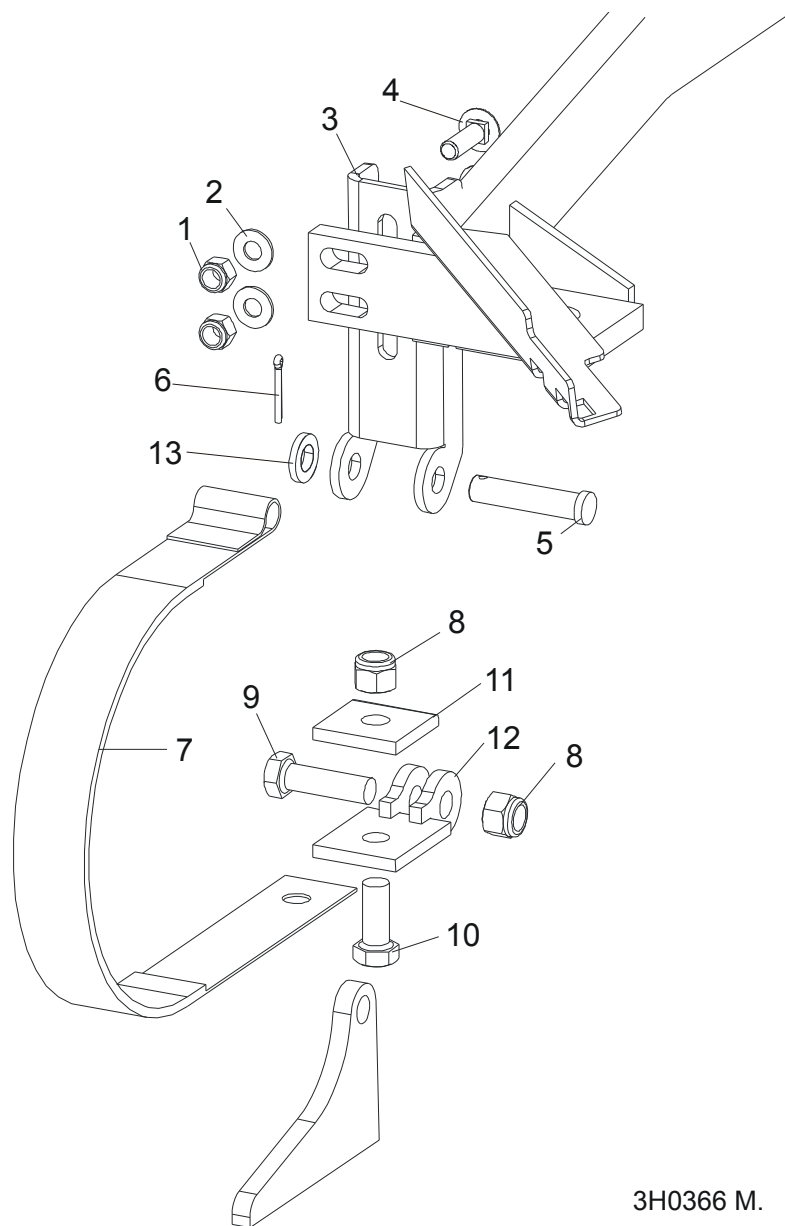


REF	DESCRIPTION (◆ Indicates Parts Available In Assemblies Only)	PART #	QTY.	
	<b>HANDLE ASSEMBLY, EXTENDED CLUTCH/BRAKE</b>	086242	1	
1	Lever, Clutch/Brake	086339-1	1	◆
2	Knob, Plastic Round	086337	1	
3	Bushing, Clutch/Brake Pivot	P05041	1	
4	Washer, Clutch/Brake Pivot	087051-1	2	
5	Pin, 1/8" X 1 3/4" Cotter	F05012-43	1	
6	Extension Weldment, Clutch Handle	086244-1	1	
7	Pin, 3/16 x 2 1/2" Roll	F05012-27	1	
8	Pin, Clutch Detent	086243 <sup>1</sup>	1	◆
9	Pin, 1/8" x 9/16" Roll	F05012-30	1	
10	Spring, .58" OD x 1 1/8"	021243	1	
11	Nut, 7/16-20 Nylon Lock	F05010-83	1	
12	Screw, 7/16-20 x 1 1/2" Socket Head	F05007-55	1	
13	Rod End, 7/16-20 Left Hand Thread	P11578	1	
14	Nut, 7/16-20 Hex Jam Left Hand Thread	F05010-87	1	
15	Rod, Clutch Extension	015073	1	
16	Nut, 7/16-20 Hex Jam	F05010-38	1	
17	Rod End, 7/16-20 Right Hand Thread	P11579	1	
18	<b>WASHER, 8.4 SAE FLAT</b>	F81054-1	3	
19	<b>WASHER, 8.2 SPLIT LOCK</b>	F81054-4	3	

20	<b>BOLT, M8X20-8.8-B HEX HEAD</b>	F81002-4	3	
21	<b>BOLT ,M10 X 25 SOCKET HEAD</b>	F81003-32	1	
22	<b>NUT, M10-8-B HEX NYLON LOCK</b>	F81033-1	1	
23	<b>PLATE WELDMENT, CLUTCH PIVOT</b>	087086-1	1	
24	<b>BUSHING, CLUTCH/BRAKE PIVOT</b>	095349	1	
25	<b>WASHER, CLUTCH/BRAKE PIVOT</b>	087051-1	2	
26	<b>PIN, 1/8" X 1 3/4" COTTER</b>	F05012-43	1	
27	<b>SCREW, 7/16-20 X 2" SOCKET HEAD</b>	F05007-120	1	
28	<b>NUT, 7/16-20 HEX NYLON LOCK</b>	F05010-83	2	
29	<b>SCREW, 7/16-20 X 2" SOCKET HEAD</b>	F05007-120	1	
	<b>TURNBUCKLE ASSEMBLY, CLUTCH/BRAKE LEVER</b>	A12304	1	
	<b>TURNBUCKLE ASSEMBLY, 3 3/4" CLUTCH/BRAKE LEVER (50Hz Electric Only)</b>	A11576	1	
30	Rod End, 7/16-20 Right Hand Thread	P11579	1	
31	Nut, 7/16-20 Hex Jam	F05010-38	1	
32	Turnbuckle, 3" Clutch/Brake Lever	S11577	1	
	Turnbuckle, 3 3/4" Clutch/Brake Lever (50Hz Electric Only)	S12262	1	
33	Nut, 7/16-20 Hex Jam Left Hand Thread	F05010-87	1	
34	Rod End, 7/16-20 Left Hand Thread	P11578	1	
35	<b>BRACKET, CLUTCH MOUNT</b>	W12411-1	1	
36	<b>BOLT, M10X70-8.8 HEX HEAD, ZINC</b>	F81003-20	1	
37	<b>SPACER, MOTOR MOUNT VIBRATION BUSHING</b>	506712	1	
38	<b>BUSHING, MOTOR MOUNT VIBRATION</b>	P05032	2	
39	<b>WASHER, 3/8" I.D. X 2 1/4" O.D. X 3/16" THICK</b>	S12412-0	1	
40	<b>NUT, 3/8-16 NYLON LOCK</b>	F05010-10	1	
41	<b>DECAL, PLACE PIN IN DETENT POSITION</b>	085089	1	
42	<b>FITTING, M6 GREASE</b>	086280	1	

<sup>1</sup> Detent pin removed . Detent pin should be removed from previous revision mills to prevent possible injury caused by unintended use of the detent pin (such as using the pin to enable the blade to be spun by hand during blade tracking). See bulletin #970053LR for pin removal instructions.

4.7 Brake Assembly



3H0366 M.

REF	DESCRIPTION (◆ Indicates Parts Available In Assemblies Only)	PART #	QTY.	
	<b>STRAP RETROFIT, SUPER BRAKE</b>	014441	1	
1	Nut, 3/8-16 Nylon Lock	F05010-10	2	
2	Washer, 10.5 Flat	F81055-1	2	
3	Bracket, Upper Super Brake Strap Mount	014395	1	
4	Bolt, 3/8-16 x 1 1/4" Carriage Head Grade 5	F05007-127	2	
5	Pin, 1/2" x 2 1/4" Clevis	F05012-81	1	
6	Pin, 1/8" x 1" Cotter	F05012-1	1	
7	Strap, Upper Pivot Metal Brake	014391	1	
8	Nut, M12-8-B Nylon Lock	F81034-2	2	
9	Bolt, M12 x 40-8.8 Hex Head	F81004-4	1	
10	Bolt, M12 x 30-8.8 Hex Head	F81004-22	1	
11	Plate, Brake Strap Clamp	S04195-1	1	



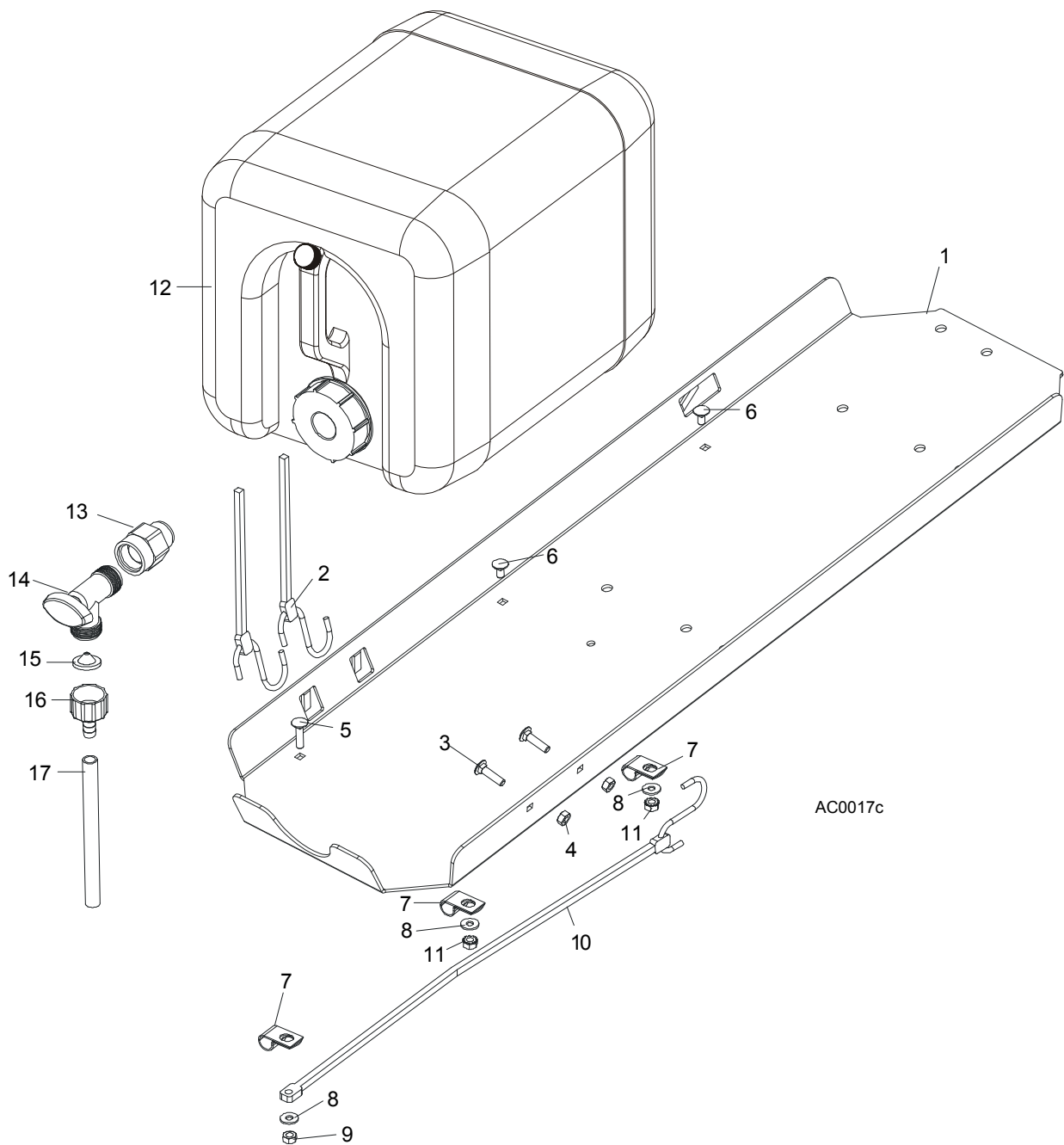
**Saw Head**  
*Brake Assembly*

---

12	Bracket, Lower Super Brake Strap Mount	014392	1	
13	Washer, 13 Flat Zinc	F81056-1	1	



4.8 Water Lube Assembly



REF	DESCRIPTION (◆ Indicates Parts Available In Assemblies Only)	PART #	QTY.	
1	TRAY, ELECTRIC BOX/WATER BOTTLE	086528-1	1	◆
2	STRAP, 20" RUBBER	P11668	2	
3	BOLT, 1/4-20 X 1" CARRIAGE HEAD	F05005-34	4	
4	NUT, 1/4-20 HEX LOCK	F05010-21	4	
5	BOLT, 1/4-20 X 1" CARRIAGE HEAD	F05005-34	1	
6	BOLT, 1/4-20 X 1/2" CARRIAGE HEAD	F05005-33	2	
7	CLAMP, 1/2" EMT HOSE	P07584	3	
8	WASHER, 7.4 FLAT	F81056-11	3	
9	NUT, 1/4-20 HEX LOCK	F05010-21	1	



## Saw Head

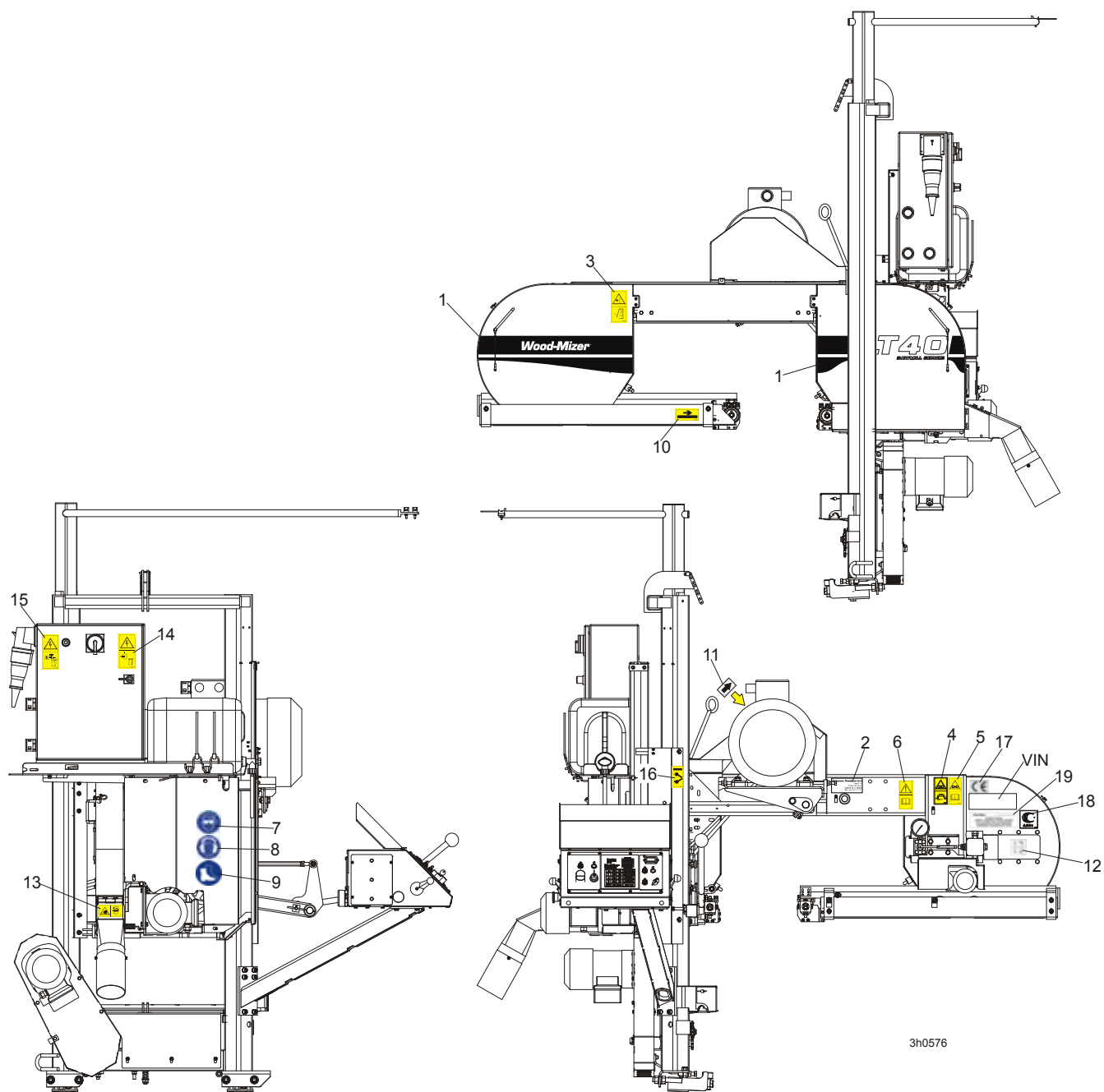
### *Water Lube Assembly*

---

10	STRAP, 15" RUBBER	P07461	1	
11	NUT, 1/4-20 SELF-LOCKING	F05010-9	2	
12	BOTTLE, 5-GALLON WATER	014637	1	
13	FITTING, 3/4FPT X 3/4MPT	014636	1	
14	FITTING, WATER LUBE SHUTOFF VALVE	014100	1	
15	FILTER, WATER LUBE	016086 <sup>1</sup>	1	
16	FITTING, 5/8" NPT TO 3/8" HOSE BARB	014113	1	
17	TUBING, WATER LUBE 3/8" I.D.	R01885	2,1 m	

<sup>1</sup> Filter recommended for Super models to prevent debris from entering water lube solenoid valve.

## 4.9 LT40AC Saw Head Decals



3h0576

REF	DESCRIPTION (◆ Indicates Parts Available In Assemblies Only)	PART #	QTY.
1	DECAL, LT40 SERIES SAWMILL	092763	1
	PICTOGRAPHIC DECAL KIT, LT40AC	099516	1
2	DECAL, EUROPEAN HEADQUARTERS ADDRESS	015841	1
3	DECAL, SAWMILL COVERS CAUTION	099220	2
4	DECAL, BLADE TENSION (PICTOGRAM)	099219	1
5	DECAL, BLADE TENSION - INSTRUCTIONS (PICTOGRAM)	099223	1
6	DECAL, READ OPERATOR'S MANUAL (PICTOGRAM)	096317	1

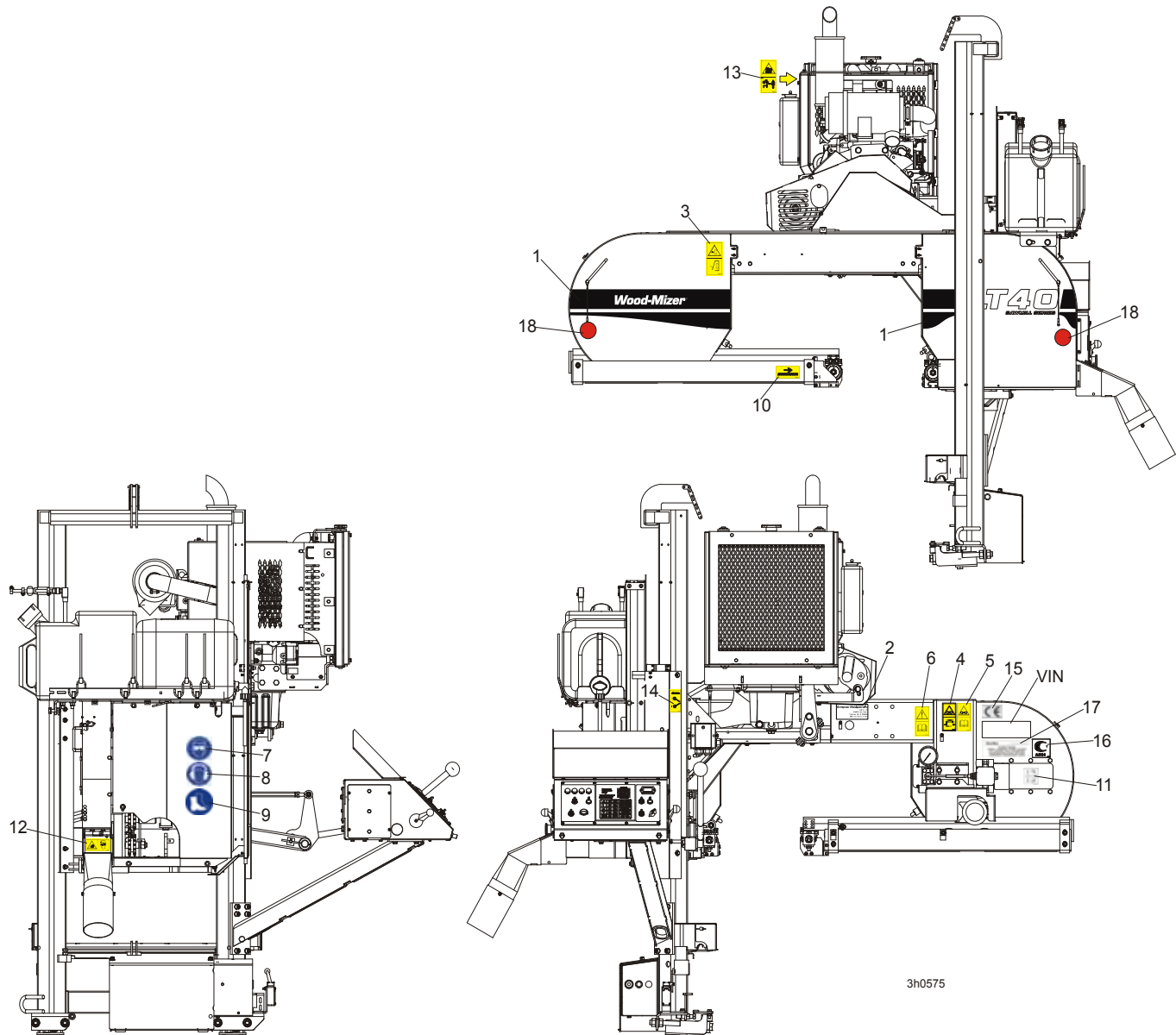


## Saw Head

### LT40AC Saw Head Decals

7	DECAL, EYE PROTECTION WARNING (PICTOGRAM)	S12004G	1	
8	DECAL, EAR PROTECTION WARNING (PICTOGRAM)	S12005G	1	
9	DECAL, USE SAFETY BOOTS (PICTOGRAM)	501465	1	
10	DECAL, BLADE MOVEMENT DIRECTION (PICTOGRAM)	096321	1	
11	DECAL, MOTOR ROTATION DIRECTION	S20097	1	
12	DECAL, BLADE ALIGNMENT	P11789	1	
13	DECAL, SAWDUST CHUTE WARNING (PICTOGRAM)	099222	1	
14	DECAL, HIGH VOLTAGE INSIDE THE ELECTRIC BOX (PICTOGRAM)	096316	2	
15	DECAL, REMOVE THE PLUG BEFORE OPENING THE BOX (PICTOGRAM)	096319	2	
16	DECAL, BLADE DRIVE WARNING (PICTOGRAM)	096315	1	
17	DECAL, CE CERTIFIED SAWMILL (SMALL)	P85070	2	
18	DECAL, RUSSIAN SAFETY CERTIFICATION	099401	1	
19	DECAL, INTERNATIONAL SAWMILL NAME	501466	1	
	DECAL, BLADE SETTING	P85066	1	
	DECAL, KEEP AWAY DANGER, PICTOGRAM	099221	1	
	DECAL, MAX. OIL PRESSURE, PICTOGRAM	099524	1	

## 4.10 LT40DC Saw Head Decals



REF	DESCRIPTION (◆ Indicates Parts Available In Assemblies Only)	PART #	QTY.
1	<b>DECAL, LT40 SERIES SAWMILL</b>	092763	1
	<b>PICTOGRAPHIC DECAL KIT, LT40DC</b>	099517	1
2	DECAL, EUROPEAN HEADQUARTERS ADDRESS	015841	1
3	DECAL, SAWMILL COVERS CAUTION	099220	2
4	DECAL, BLADE TENSION (PICTOGRAM)	099219	1
5	DECAL, BLADE TENSION - INSTRUCTIONS (PICTOGRAM)	099223	1
6	DECAL, READ OPERATOR'S MANUAL (PICTOGRAM)	096317	1
7	DECAL, EYE PROTECTION WARNING (PICTOGRAM)	S12004G	1
8	DECAL, EAR PROTECTION WARNING (PICTOGRAM)	S12005G	1
9	DECAL, USE SAFETY BOOTS (PICTOGRAM)	501465	1
10	DECAL, BLADE MOVEMENT DIRECTION (PICTOGRAM)	096321	1
11	DECAL, BLADE ALIGNMENT	P11789	1



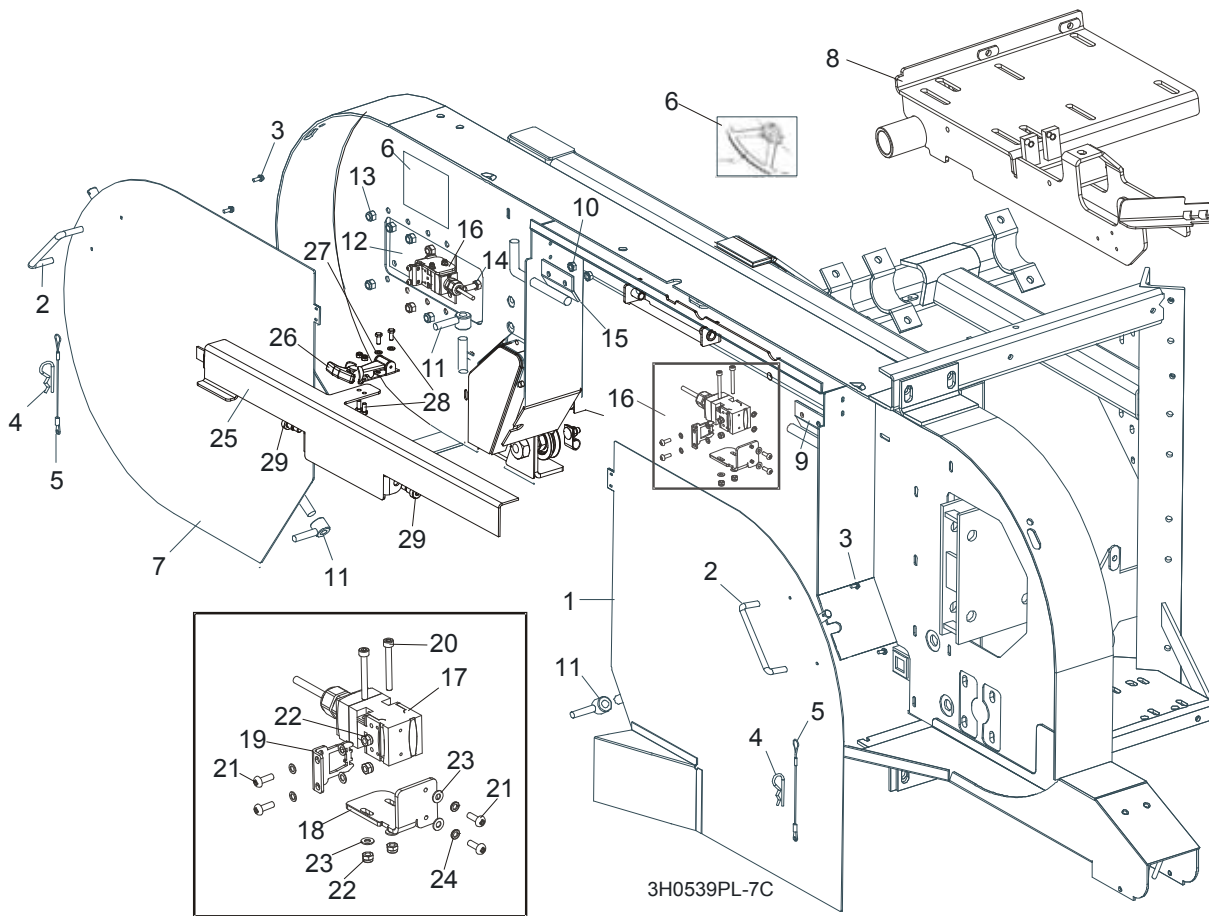
## Saw Head

### *LT40DC Saw Head Decals*

---

12	DECAL, SAWDUST CHUTE WARNING (PICTOGRAM)	099222	1	
13	DECAL, KEEP AWAY - HOT PARTS (PICTOGRAM)	086099	1	
14	DECAL, BLADE DRIVE WARNING (PICTOGRAM)	096315	1	
15	DECAL, CE CERTIFIED SAWMILL (SMALL)	P85070	2	
16	DECAL, RUSSIAN SAFETY CERTIFICATION	099401	1	
17	DECAL, INTERNATIONAL SAWMILL NAME	501466	1	
	<b>DECAL, BLADE SETTING</b>	P85066	1	
	DECAL, KEEP AWAY DANGER, PICTOGRAM	099221	1	
	DECAL, MAX. OIL PRESSURE, PICTOGRAM	099524	1	
18	<b>REFLECTOR, 2 DIA RED (MOBILE SAWMILLS ONLY)</b>	P07452	1	

## 4.11 Blade Housing Covers



REF	DESCRIPTION (◆ Indicates Parts Available In Assemblies Only)	PART #	QTY.	
	<b>COVER ASSEMBLY, DRIVE SIDE BLADE HOUSING WITH HANDLE</b>	087165	1	
1	Cover Weldment, Drive Side Blade Housing	087159-1	1	◆
2	Handle, Blade Housing Cover	P08065	1	
3	Screw, #8-32 x 3/8"	F05015-8	2	
	Pin Assembly, Cover Retainer	A11881	1	
4	Pin, Safety Retainer	N/A	1	
5	Cable, 3/64" x 6" Lanyard	N/A	1	
6	<b>DECAL, BLADE SETTING</b>	P85066	1	
	<b>COVER, IDLE SIDE BLADE HOUSING WITH HANDLE</b>	086431	1	
7	Cover, Idle Side Blade Housing	086430-1	1	◆
2	Handle, Blade Housing Cover	P08065	1	
3	Screw, #8-32 X 3/8" Self-Tap	F05015-8	2	
	Pin Assembly, Cover Retainer	A11881	1	
4	Pin, Safety Retainer	N/A	1	
5	Cable, 3/64" x 6" Lanyard	N/A	1	
8	<b>MOUNT WELDMENT E15,E20,E25</b>	087736-1	1	
9	<b>HINGE, MIDDLE BLADE HOUSING COVER</b>	S07522	1	
10	<b>NUT, 1/4-20 SELF-LOCKING HEX</b>	F05010-9	4	
11	<b>NUT, COVER TURN</b>	086365-1	2	



## Saw Head

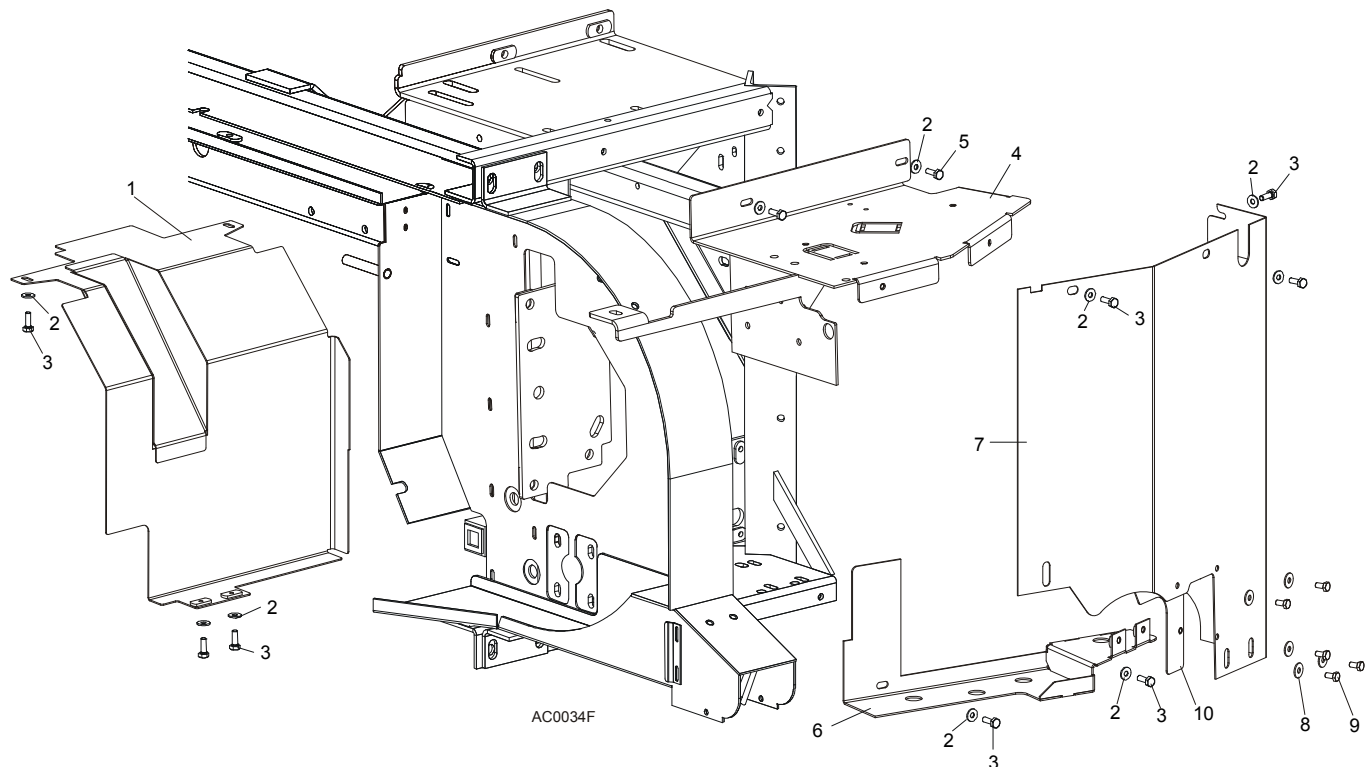
### Blade Housing Covers

12	PLATE, IDLE BLADE WHEEL GUARD	086230	1	
13	NUT, 5/16-18 HEX NYLON LOCK	F05010-58	6	
14	BOLT, 5/16-18 X 3/4" HEX HEAD GRADE 2	F05006-5	6	
15	HINGE, MIDDLE BLADE HOUSING COVER	085336-1	1	
16	SWITCH ASSEMBLY, SAFETY SHUT-OFF	094301	2	
17	Safety Switch, AZ17-11ZRK	094232	2	
18	Bracket, Safety Switch Mount Painted	094300-1	2	
19	Key, AZ17/170-B5 Safety Switch	094422	2	
20	Bolt, M4 x 35-8.8 Socket Head	F81011-34	4	
21	Screw, M4 x 12-5.8	F81011-43	8	
22	Nut, M4 Hex	F81029-1	8	
23	Washer, M4 Split Lock Zinc	F81051-1	4	
24	Washer, 4.3	F81051-2	8	
	<b>BLADE FLAP ASSEMBLY</b>	<b>511645<sup>1</sup></b>	<b>1</b>	
25	BLADE COVER LT40	511116-1	1	
26	Latch, Flexible Draw	014829	1	
27	PODKŁADKA 5.3 FE/ZN5 PN-78/M-82005	F81052-1	2	
28	BOLT, M5 X 12-5.8-Fe/Zn5, PN-M/82105	F81000-5	4	
29	BOLT, 10/M8 X 12-12.9 ISO-7379	F81003-62	2	
30	NUT, M5-8-Fe/Zn5 DIN985	F81030-2	2	

<sup>1</sup> Belongs to 091573

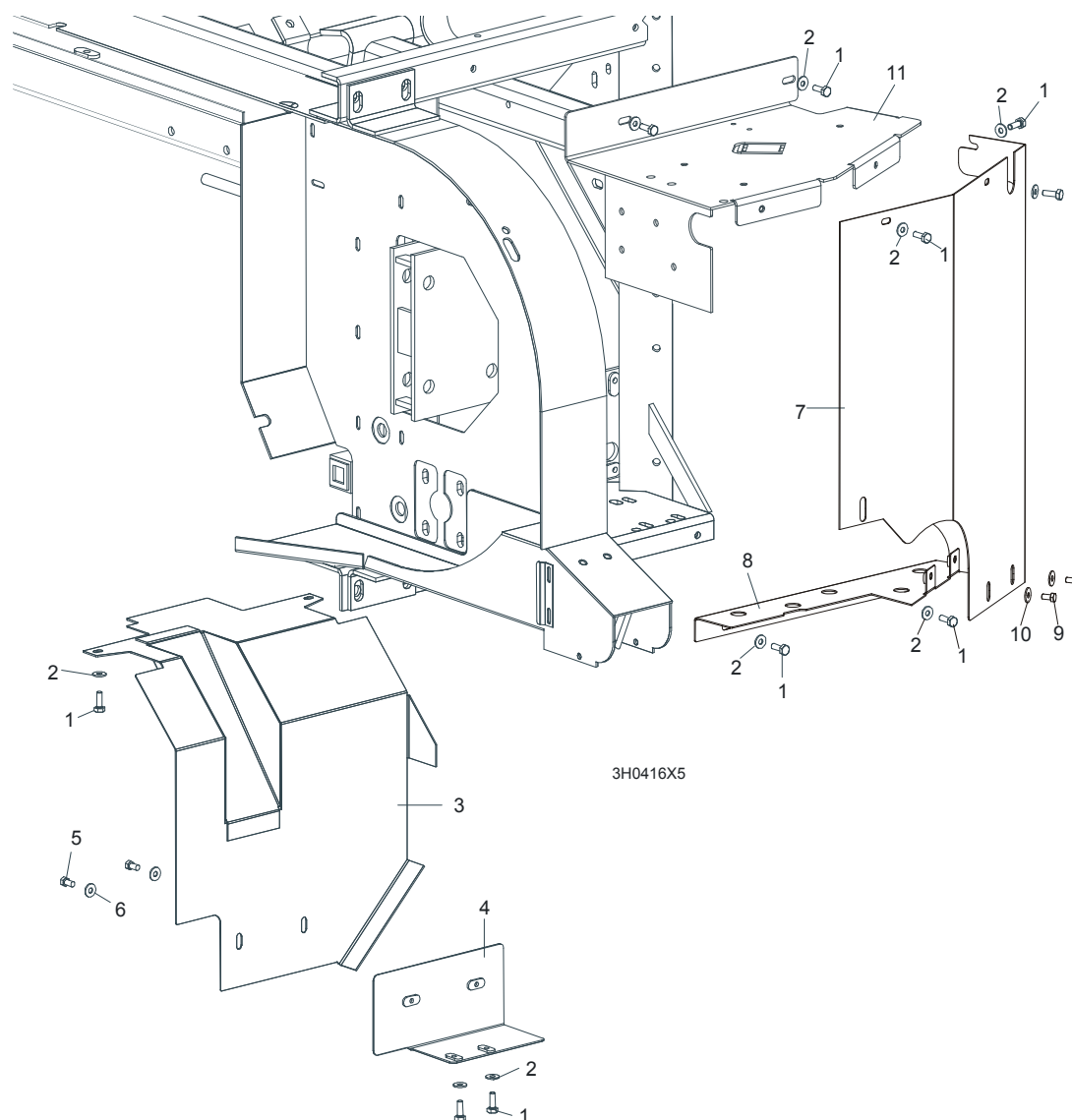


## 4.12 Drive Belt Covers LT40 AH



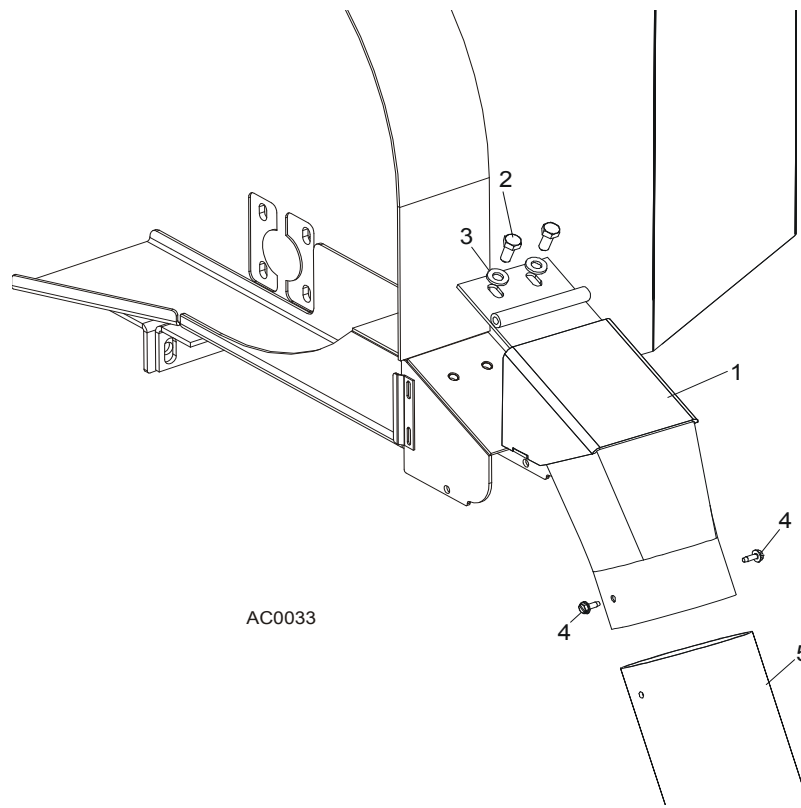
REF	DESCRIPTION (◆ Indicates Parts Available In Assemblies Only)	PART #	QTY.	
1	GUARD, E15/E20/E25 BELT LOWER PAINTED	087660-1	1	
2	WASHER, 6.5 SPECIAL FLAT ZINC	F81053-11	11	
3	BOLT, M6 X 20-8.8 HEX HEAD FULL THREAD ZINC	F81001-2	9	
4	GUARD WELDMENT, AC SAW HEAD UPPER PAINTED	086621-1	1	
5	BOLT, M6 X 12-8.8 HEX HEAD FULL THREAD ZINC	F81001-7	2	
	GUARD, AC SIDE PAINTED COMPLETE (WITHOUT BRAKE)	100621	1	
	GUARD, AC SIDE PAINTED COMPLETE (WITH BRAKE)	100622	1	
6	GUARD, AC LOWER	087525-1	1	
7	GUARD, AC SIDE PAINTED (WITHOUT BRAKE)	086420-1	1	
	GUARD, AC SIDE PAINTED (WITH BRAKE)	087333-1	1	
8	WASHER, 6.5 SPECIAL FLAT ZINC	F81053-11	5	
9	BOLT, M6 X 12-8.8 HEX HEAD FULL THREAD ZINC	F81001-7	5	
10	PLATE, CAP COMPLETE	501393-1	1	

## 4.13 Drive Belt Covers LT40 DH



REF	DESCRIPTION (◆ Indicates Parts Available In Assemblies Only)	PART #	QTY.	
1	<b>BOLT, M6X12-8.8-ZINC</b>	F81001-7	11	
2	<b>WASHER 6,5 ZINC</b>	F81053-11	11	
	<b>GUARD ASSEMBLY, CLUTCH LEVER</b>	086290	1	
3	Guard Weldment, Manual Clutch	093398-1	1	
4	Mount Weldment, Clutch Guard	086275-1	1	
5	Bolt, <b>M6X12-8.8</b> Hex Head Zinc	F81001-7	2	
6	Washer, 6.5 Flat Zinc	F81053-11	2	
	<b>GUARD ASSEMBLY, DRIVE PULLEY SIDE</b>	093396	1	
7	Guard Weldment, Side Up/Down	100474-1	1	
8	Guard Weldment, Saw Head Frame Lower	100473-1	1	
9	Bolt, M6X12-8.8 Hex Head Zinc	F81001-7	2	
10	Washer, 6.5 Flat Zinc	F81053-11	2	
11	<b>GUARD, DRIVE PULLEY TOP</b>	087033-1	1	

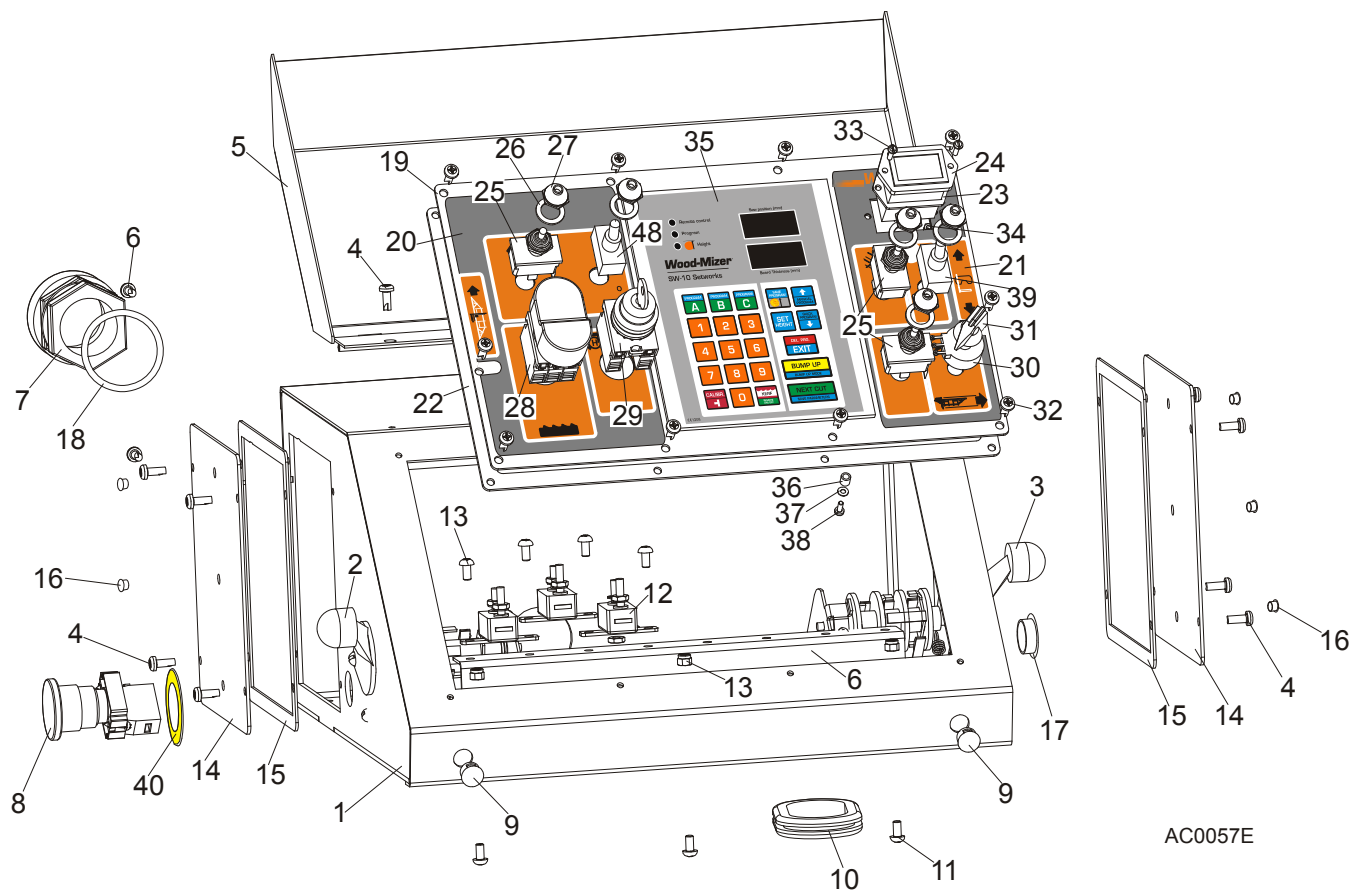
## 4.14 Sawdust Chute



REF	DESCRIPTION (◆ Indicates Parts Available In Assemblies Only)	PART #	QTY.	
1	CHUTE , LT40 SAWDUST	501500-1	1	
2	BOLT, M8x16	F81002-20	2	
3	WASHER, 8.4 FLAT	F81054-1	2	
4	BOLT, #10-24 X 1/2" SELF-TAPPING	F05015-7	2	
5	TUBING, 4" I.D. RUBBER	086364	0.6 m	
	STRAP, 20" RUBBER W/HOOK	P11668	1	
	BOLT, 1/4-20 X 1 1/4" HEX HEAD FULL THREAD	F05005-3	1	
	WASHER, 7.4 FLAT	F81056-11	1	
	NUT, 1/4-20 LOCK	F05010-21	1	

## SECTION 5 CONTROL & BATTERY BOXES

### 5.1 Control Assembly, LT40AC Series MH

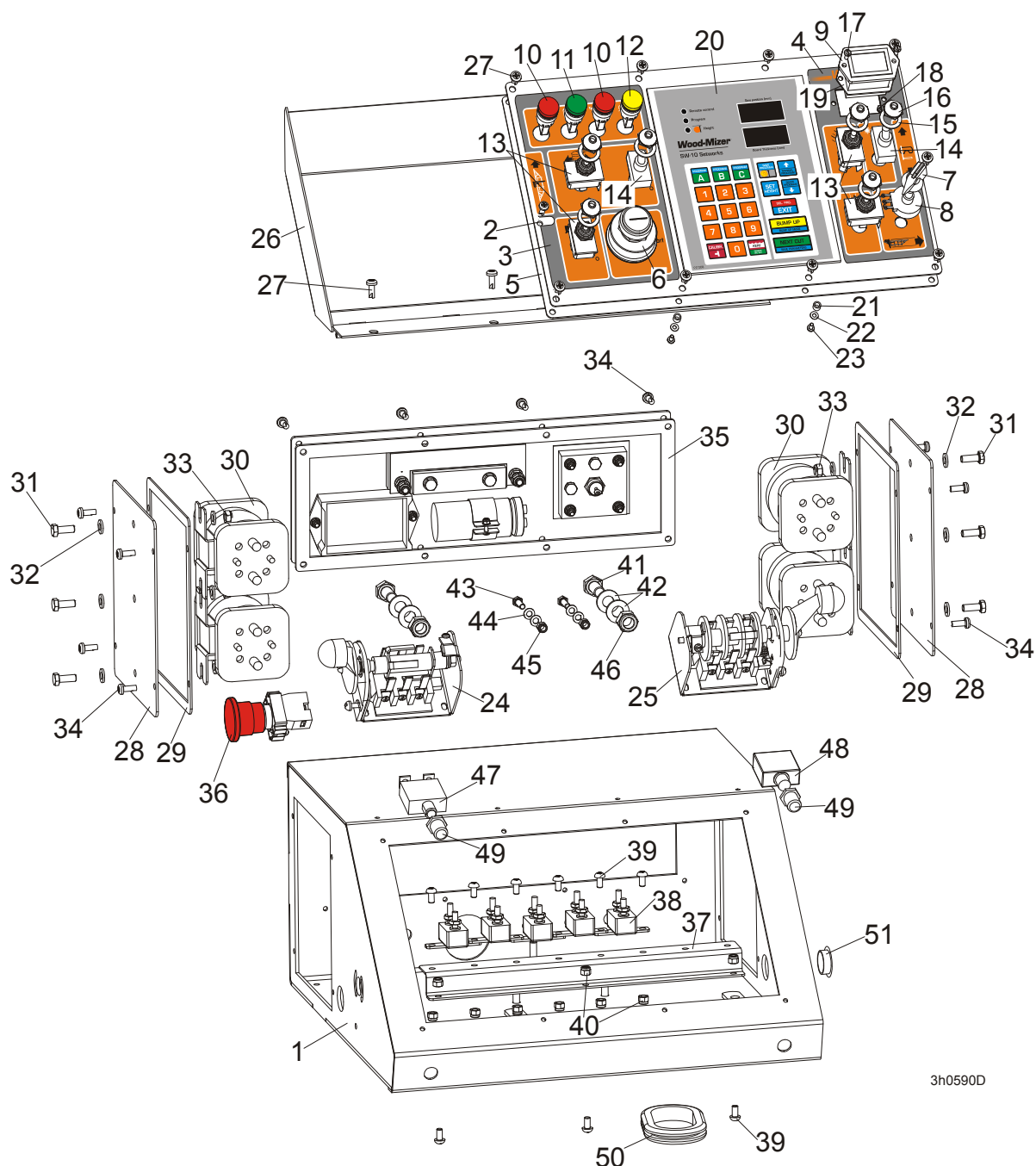


REF	DESCRIPTION (◆ Indicates Parts Available In Assemblies Only)	PART #	QTY.	
	<b>CONTROL BOX ASSEMBLY, LT40 AC</b>	098690	1	
1	Control Box, LT40AC	099622-1	1	
2	Switch, 1992GS Pwr/Feed (Service Package)	E20438	1	
3	Switch, 1992 Up/Down (Service Package)	E20440	1	
4	Bolt, #10-24x1/2 Ph Pan Hd, Type 23	F05015-17	12	
5	Cover Weldment, LT20/40 Complete	097135-1	1	
6	Rail, Circuit Breaker	015310	1	
7	Connector, 1 1/4 Straight Metal Conduit	024402	1	
8	Switch, XB2 BS542 Emergency	086556	1	
9	Switch, Speed Control	086773	2	
10	Grommet, Rubber	087065	1	
11	Screw, H M5x10 8.8 Zinc	F81000-13	7	
12	Breaker, 15A Manual Reset	E20430	3	
13	Nut, M5-8 Zinc	F81030-2	3	
	Cover, Control Box Side Complete	086700	2	
14	Cover, Control Box Side	086699-1	1	
15	Gasket, Control Box Side	015274	1	

16	Cap, SR1086 6.4 Dia. Hole	099700	6	
17	Cap, SR1086 22.2 Dia. Hole	093544	1	
18	Seal, 1 1/4 Ring LQTI w/Retainer	015430	1	
	Panel, LT40 AC Front Control Complete	098689	1	
19	Panel, LT20/40 AC Front Control	100572-1	1	
	Panel, LT40 AC Front Control	098586-1 <sup>1</sup>	1	
20	Decal, LT20/40 AC Control Box Left	099594	1	
21	Decal, LT40 DC Control Box Right	099596	1	
22	Gasket, LT20/40 Control Box	097132	1	
23	Gasket, Hour Meter	093346	1	
24	Meter, Hour	093166	1	
25	Switch, Toggle	024200	3	
26	Washer, 1/2x3/4x1/16 Nylon	P05251-1	5	
27	Boot, Toggle Switch	P02575	5	
28	Button, 24V Start/Stop	090452	1	
	Membrane M22-T-DD	090462	1	
29	Switch, M22 3-position Key	091361	1	
30	Potentiometer, 1k Feed Rate	E20519	1	
31	Knob, Speed Control	P06257	1	
32	Bolt, #10-24x1/2 Ph Pan Hd, Type 23	F05015-17	10	
33	Bolt, M3x12-8.8 Zinc	F81000-12	2	
34	Nut, M3-6 Nylon Zinc Lock	F81028-2	2	
35	Controller, SW-10 Setworks	500628	1	
36	Spacer, 4.2x6mm Idler	R80671-4	6	
37	Washer, 3.2 Flat Zinc	F81050-2	6	
38	Screw, M3x8-4.8 Zinc	F81000-83	6	
39	Switch, SPST On/Off 15A .25 TABS Toggle	P03027	2	

<sup>1</sup> Use in African version only.

## 5.2 Control Assembly, LT40 Series DH



REF	DESCRIPTION (◆ Indicates Parts Available In Assemblies Only)	PART #	QTY.	
	<b>CONTROL BOX ASSEMBLY, LT40 DC</b>	098375	1	
1	Control Box, LT40	098373-1	1	
	Panel, LT40 DC Front Control Complete	098691	1	
2	Panel, LT20/40 DC Front Control	100573-1	1	
	Panel, LT40 DC Front Control	098376-1 <sup>1</sup>	1	
3	Decal, LT40 DC Control Box Left	099595	1	
4	Decal, LT40 DC Control Box Right	099596	1	

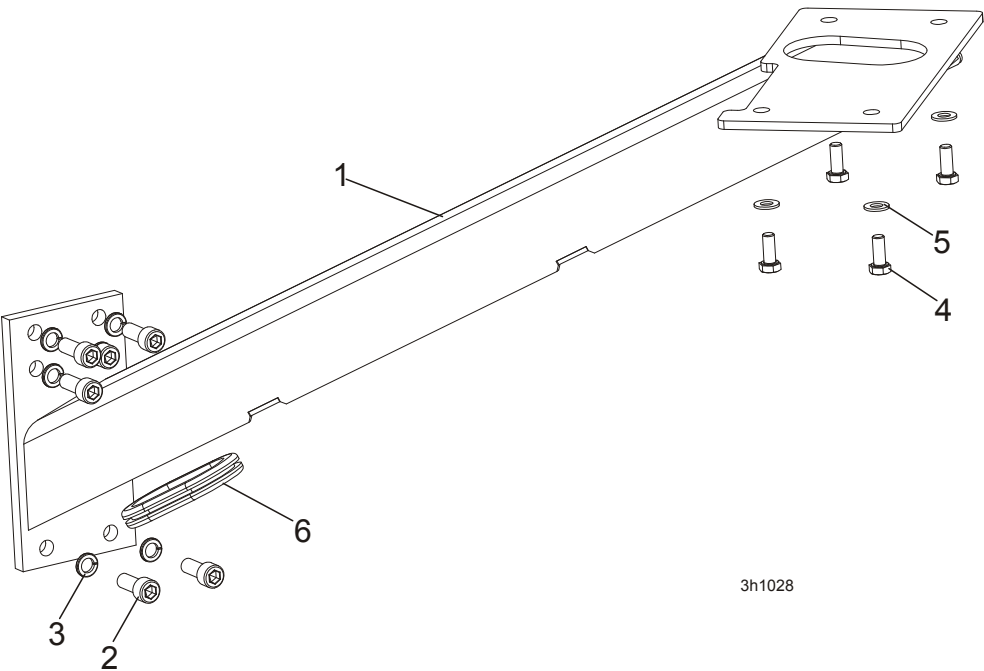
5	Gasket, LT20/40 Control Box	097132	1	
6	Switch, Key	P04350	1	
7	Knob, Speed Control	P06257	1	
8	Potentiometer, 1k Feed Rate	E20519	1	
9	Meter, Hour	093166	1	
10	Light, XB6AV4BB Red	091099	2	
11	Light, XB6AV3BB Green	087348	1	
12	Light, XB6AV5BB Yellow	089812	1	
13	Switch, Toggle	024200	4	
14	Switch, SPST On/Off 15A .25 TABS Toggle	P03027	2	
15	Washer, 1/2x3/4x1/16 Nylon	P05251-1	6	
16	Boot, Toggle Switch	P02575	6	
17	Bolt, M3x12-8.8 Zinc	F81000-12	2	
18	Nut, M3-6 Nylon Zinc Lock	F81028-2	2	
19	Gasket, Hour Meter	093346	1	
20	Controller, SW-10 Setworks	500628	1	
21	Spacer, 4.2x6mm Idler	R80671-4	6	
22	Washer, 3.2 Flat Zinc	F81050-2	6	
23	Screw, M3x8-4.8 Zinc	F81000-83	6	
24	Switch, 1992GS Pwr/Feed (Service Package)	E20438	1	
25	Switch, 1992 Up/Down (Service Package)	E20440	1	
26	Cover Weldment, LT20/40 Complete	097135-1	1	
27	Bolt, #10-24x1/2 Ph Pan Hd, Type 23	F05015-17	14	
	Solenoid Assembly, DC Up/Down	086747	1	
	Solenoid Assembly, DC Power Feed	086749	1	
	Cover, Control Box Side Complete	086700	1	
28	Cover, Control Box Side	086699-1	1	
29	Gasket, Control Box Side	015274	1	
30	Solenoid, 200A 12V DPST	015417	2	
31	BOLT, M6x16 8.8 Fe/Zn5 PN-M/82105	F81001-15	3	
32	Washer, M6 Flat Zinc	F81053-1	6	
33	Nut, M6, Hex, Nylon Lock Zinc	F81031-2	3	
34	Bolt, #10-24x1/2 Ph Pan Hd, Type 23	F05015-17	12	
	Panel Assy, Power Feed Control SMT 97+	024412	1	
35	Gasket, Power Feed Control	015278	1	
36	Switch, XB2 BS542 Emergency	086556	1	
	Breaker Assembly, Sawmill Control Circuit	086746	1	
37	Rail, Circuit Breaker	015310	1	◆
38	Breaker, 15A Manual Reset	E20430	5	◆
39	Screw, H M5x10 8.8 Zinc	F81000-13	9	
40	Nut, M5-8 Zinc	F81030-2	9	
41	Bolt, M10x20mm, Hex Head, Gr 5.8 Zinc	F81003-1	2	
42	Washer, M10 Flat Zinc	F81055-1	4	
43	Nut, M10 Nylon Hex Zinc Lock	F81033-1	2	
44	Bolt, M5x16-8.8 Zinc	F81000-20	2	
45	Washer, M5 Flat Zinc	F81052-1	4	
46	Nut, M5-8 Zinc	F81030-2	2	
47	Breaker, 70A Manual Reset Panel Mount	015527	1	
48	Breaker, 50A Manual Reset Panel Mount	021256	1	

<b>49</b>	Boot, Circuit Breaker	021253	2	
<b>50</b>	Grommet, Rubber	087065	1	
<b>51</b>	Cap, SR1086 22.2 Dia. Hole	093544	1	

<sup>1</sup> Use in African version only.

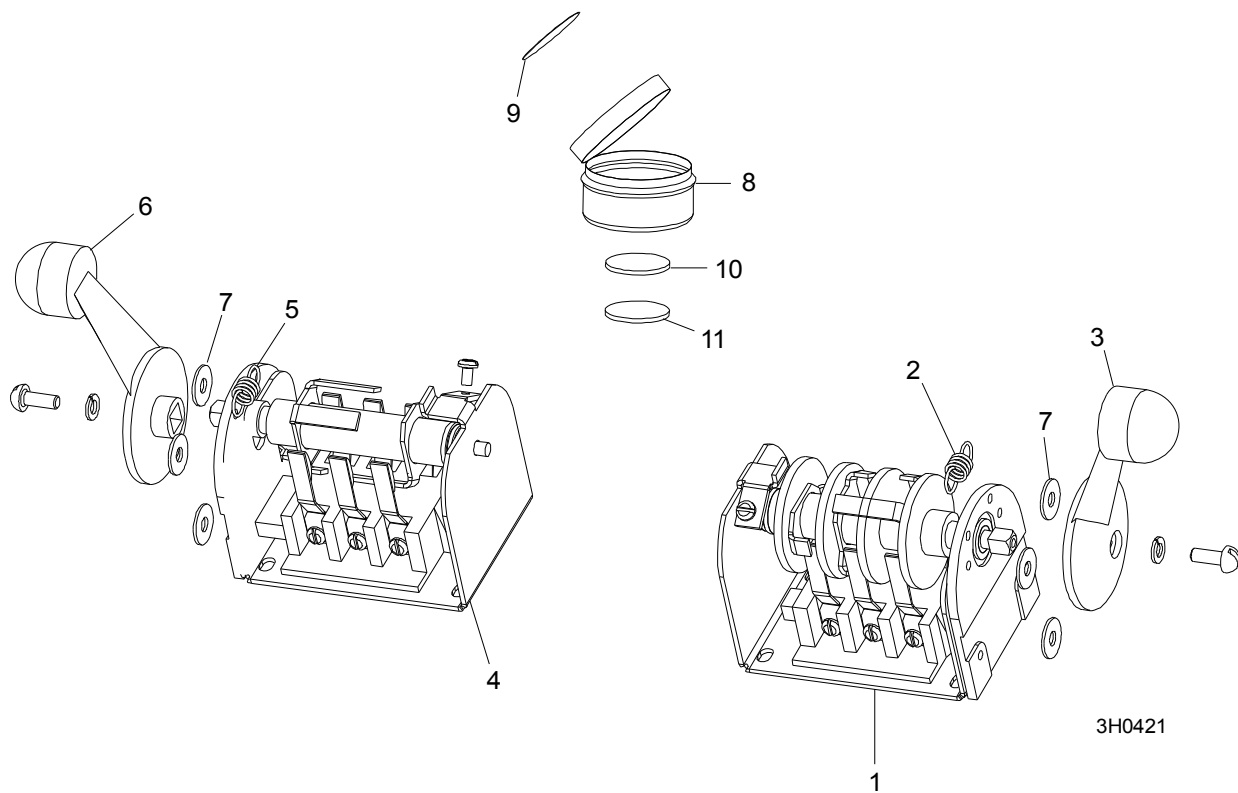


5.3 Control Box Bracket



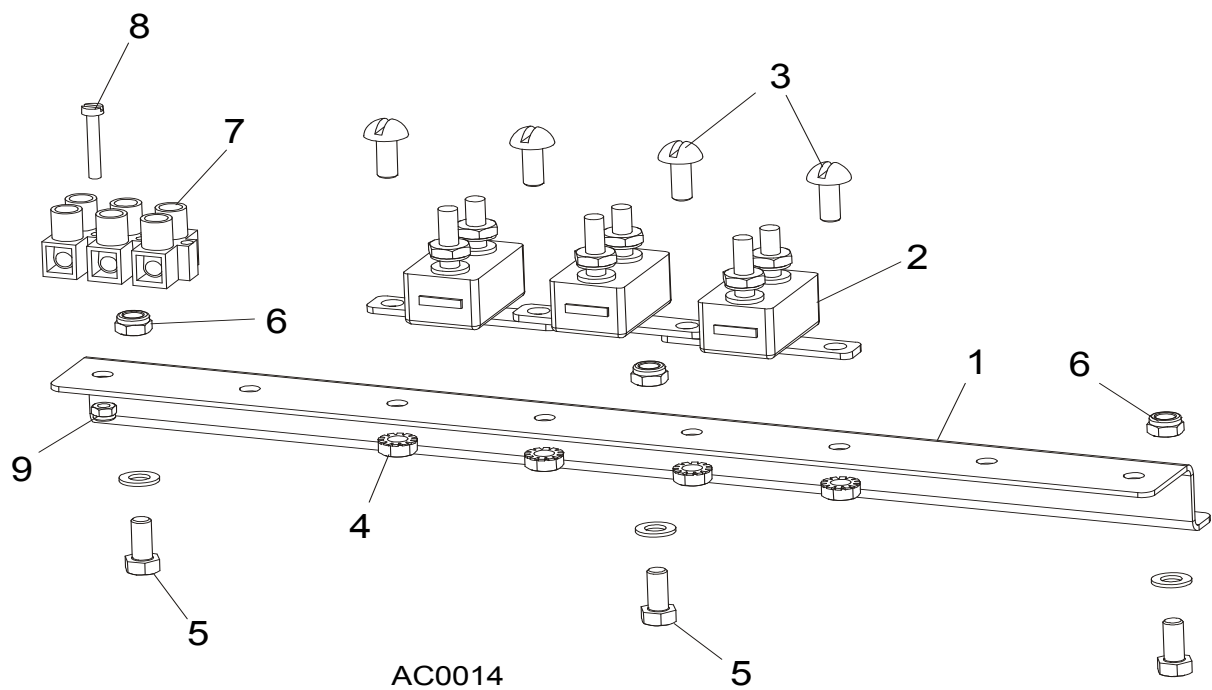
REF	DESCRIPTION (◆ Indicates Parts Available In Assemblies Only)	PART #	QTY.	
1	MOUNT WELDMENT, STANDARD CONTROL BOX	086732-1	1	
2	BOLT, M10x25 8.8 ZINC SOCKET HEAD	F81003-32	6	
3	WASHER,10.2 SPLIT LOCK ZINC	F81055-2	6	
4	BOLT, M8X20MM HEX HEAD,GR 5.8 ZINC	F81002-4	4	
5	WASHER, 8.4 FLAT ZINC	F81054-1	4	
6	GROMMET, RUBBER	087065	1	

## 5.4 Drum Switches



REF	DESCRIPTION (◆ Indicates Parts Available In Assemblies Only)	PART #	QTY.	
	<b>SWITCH ASSEMBLY, UP/DOWN DRUM</b>	E20440	1	
1	Switch, S12 Bulk Drum	E20440-B	1	◆
2	Spring, Drum Switch	P12570	1	
3	Handle, Drum Switch Replacement	P12500	1	
	<b>SWITCH ASSEMBLY, POWER FEED DRUM</b>	E20438	1	
4	Switch, S10 Bulk Drum	E20438-B	1	◆
5	Spring, Drum Switch	P12570	1	
6	Handle, Drum Switch Replacement	P12500	1	
7	<b>WASHER, #8 SAE FLAT</b>	F05011-41	6	
	<b>CUP ASSEMBLY, DRUM SWITCH GREASE</b>	A20463	1	
8	Cup, Plastic Container	P20464	1	◆
9	Decal, Grease Cup Label	P20467	1	
10	Pad, Velcro Loop	P20466	1	◆
11	Pad, Velcro Hook	P20465	1	◆
	Grease, High Temp Drum Switch	P20468	.011ml	◆

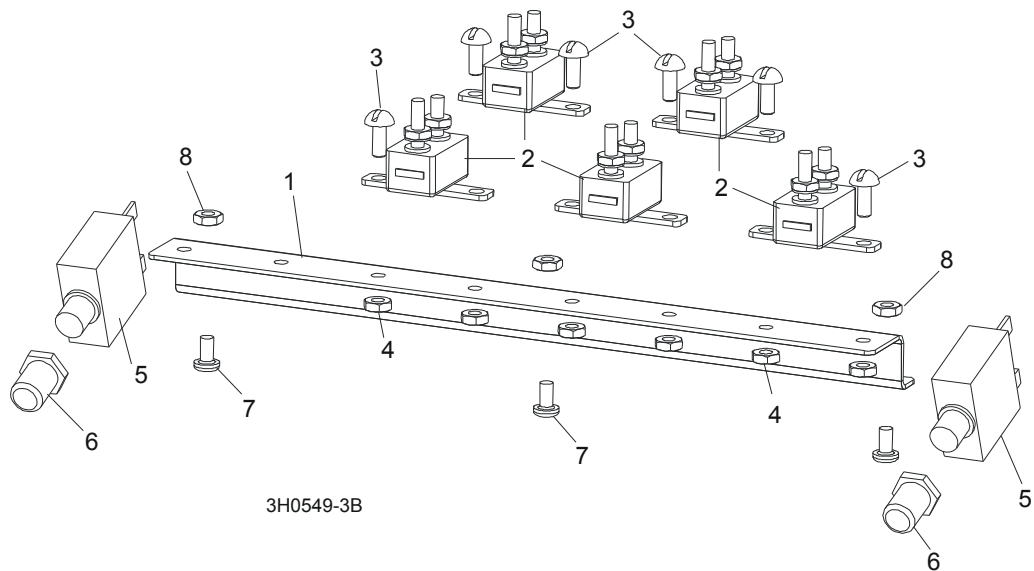
5.5    Circuit Breakers AH



REF	DESCRIPTION    (◆ Indicates Parts Available In Assemblies Only)	PART #	QTY.	
1	RAIL, CIRCUIT BREAKER	015310	1	
2	BREAKER, 15 AMP MANUAL RESET	E20430	5	
3	SCREW, H M5X10 8.8 ZINC	F81000-13	4	
4	NUT, M5-8 ZINC HEX SELF-LOCKING	F81030-2	4	
5	SCREW, M5X12-5.8 ZINC	F81000-5	3	
6	NUT, M5-8 ZINC HEX SELF-LOCKING	F81030-2	3	
7	STRIP, ELECTRIC WIRE	F81086-1	1	
8	SCREW, M3 X 20-5.8	F81000-8	1	
9	NUT, M3	F81028-2	1	

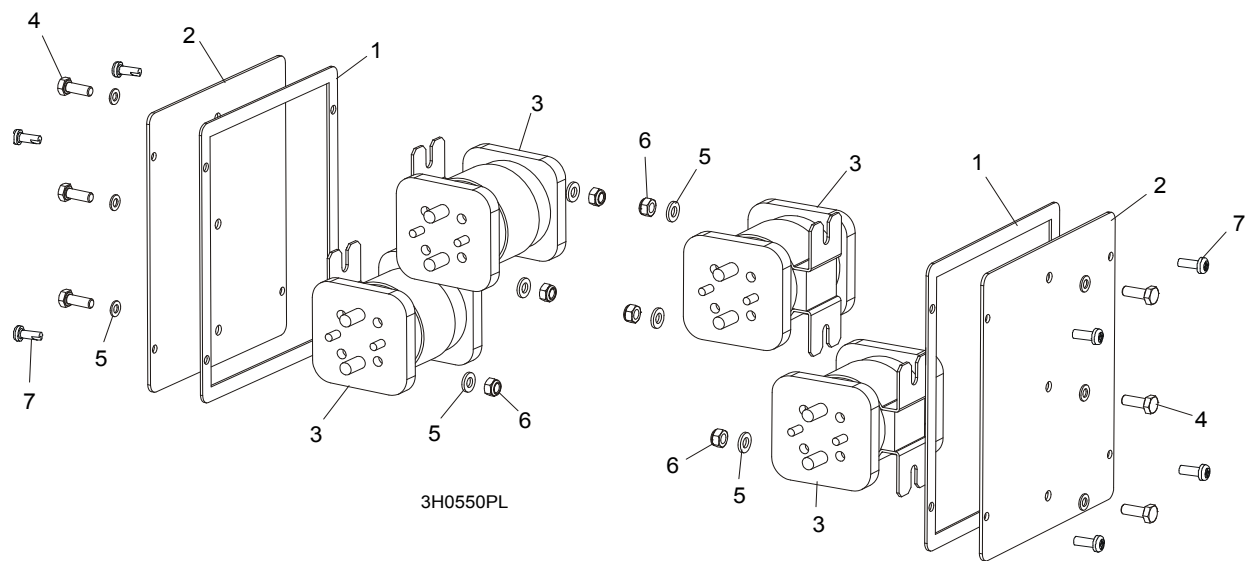
5.6

Circuit Breakers DH



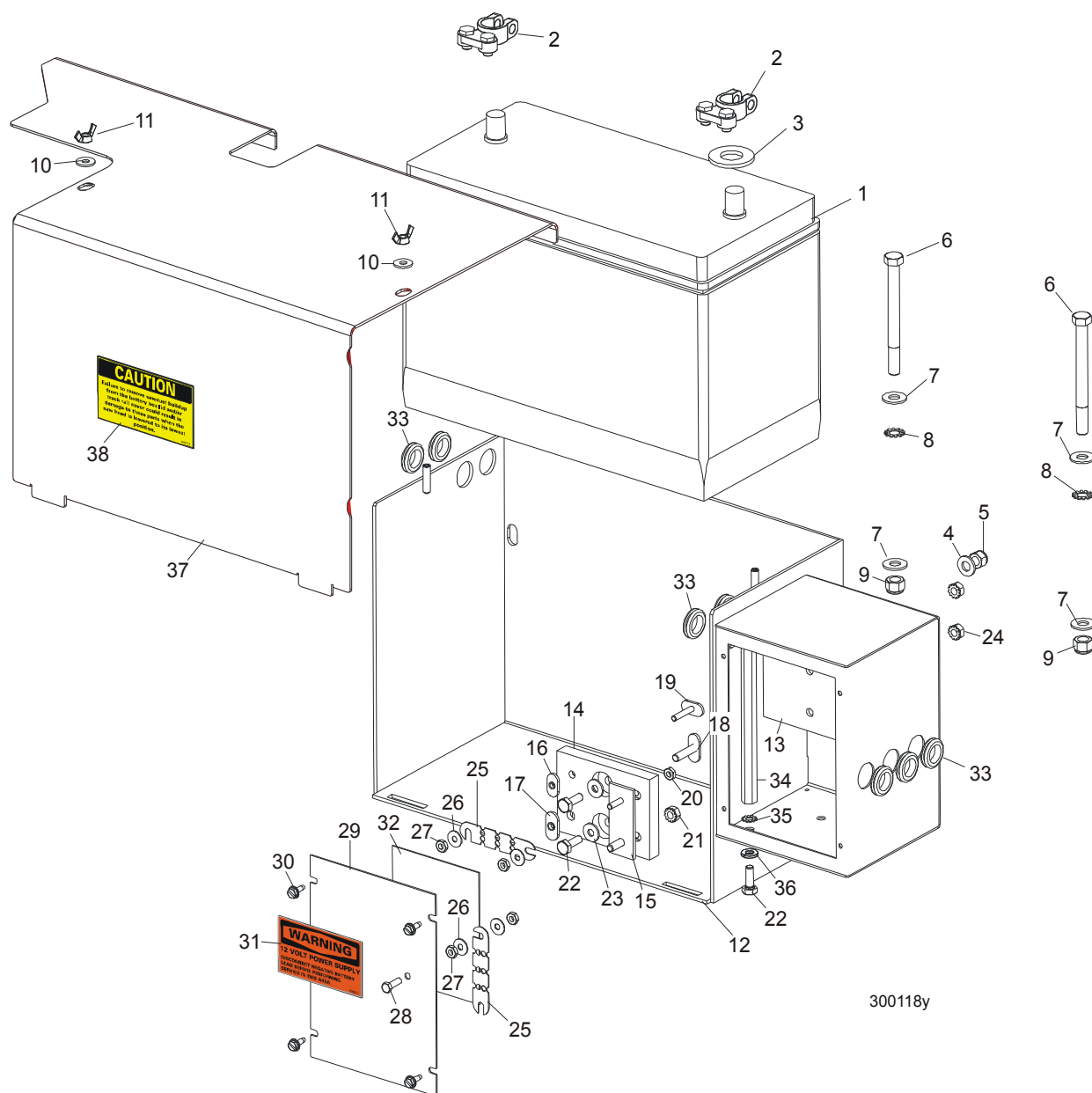
REF	DESCRIPTION (◆ Indicates Parts Available In Assemblies Only)	PART #	QTY.	
	<b>BREAKER ASSEMBLY, SAWMILL CONTROL CIRCUIT</b>	015621	1	
1	Rail, Circuit Breaker	015310	1	
2	Breaker, 15 Amp Manual Reset	E20430	5	
3	Screw, H M5x10 8.8 Slotted Head Zinc	F81000-13	6	
4	Nut, M5-8 Hex Self-Locking Zinc	F81030-2	6	
5	<b>BREAKER, 70 AMP MANUAL RESET PANEL MOUNT</b>	015527	2	
6	<b>BOOT, CIRCUIT BREAKER</b>	021253	2	
7	<b>BOLT, M5X12-5.8 ZINC</b>	F81000-5	3	
8	<b>NUT, M5-8 SELF LOCKING ZINC</b>	F81030-2	3	

5.7 Solenoid Assemblies



REF	DESCRIPTION (◆ Indicates Parts Available In Assemblies Only)	PART #	QTY.	
1	GASKET, SIDE PANEL CONTROL	015274	2	
2	PANEL WELDMENT, SIDE	086699-1	2	
3	SOLENOID, 200A 12V DPST	015417	4	
4	BOLT, M6X16 8.8 FE/ZN5 PN-M/82105	F81001-15	6	
5	WASHER, 6.4 FLAT	F81053-1	12	
6	NUT, M6-8 HEX	F81031-2	6	
	DIODE ASSEMBLY, SOLENOID COIL CHASSIS GND	087496	4	
7	SCREW, #10-24 X 1/2" PAN HEAD	F05015-17	8	

## 5.8 Battery Box Assembly, LT40DC Series MH

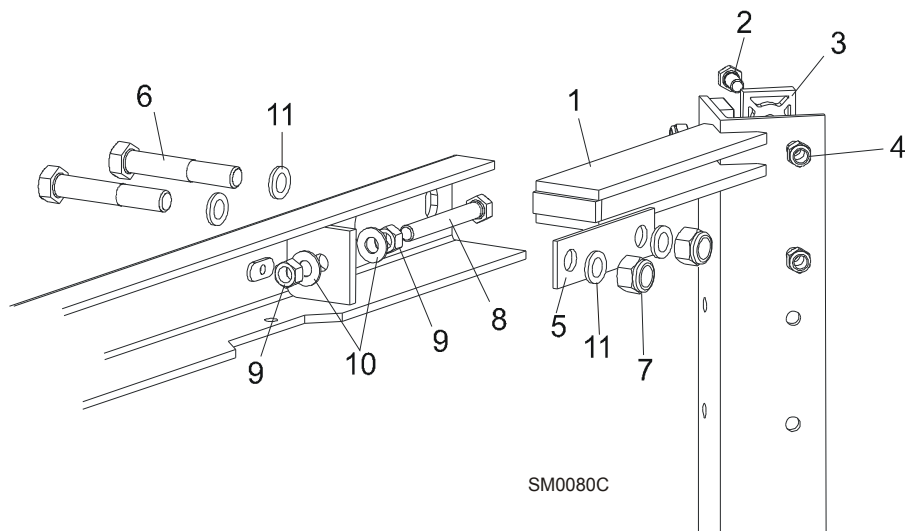


REF	DESCRIPTION (◆ Indicates Parts Available In Assemblies Only)	PART NUMBER	QTY.	
1	BATTERY, "BANNER" 12V100AH #95751	088323	1	◆
	BOX ASSEMBLY, LT30/LT40 SUPER BATTERY	086509	1	
2	Terminal, Battery	P05085	2	
3	Washer, Battery Terminal	P12161	1	
4	Washer, 5/16" SAE Flat	F05011-17	2	
5	Nut, 5/16-18 Hex Nylon Lock	F05010-58	2	
6	Bolt, 3/8-16 X 4" Hex Head Grade 2	F05007-4	2	
7	Washer, 3/8" SAE Flat	F05011-3	2	
8	Washer, 3/8" External Star	F05011-36	2	
9	Nut, 3/8" Hex Nylon Lock	F05010-10	2	
10	Washer, 1/4" SAE Flat	F05011-11	2	

11	Nut, 1/4-20 Wing	F05010-13	2	
12	Box Weldment, Battery	086265-1	1	
13	Pad, Fuse Box Insulator	015287	1	
	Fuse Block Assembly	017665	1	
14	Block, Fuse Mount	015286	1	◆
15	Buss Weldment, Fuse Mount	015289	1	
16	Nut, #10-24 Cadmium Plated Weld	S12391	1	
17	Nut, 1/4-20 Cadmium Plated Weld	S12392	1	
18	Stud Weldment, 1/4-20 Fuse	W12389	1	
19	Stud Weldment, #10-24 Fuse	W12390	1	
20	Nut, #10-24 Self-Locking Hex	F05010-14	1	
21	Nut, 1/4-20 Self-Locking Hex	F05010-9	1	
22	Bolt, 1/4-20 X 3/4" Hex Head Full Thread	F05005-1	3	
23	Washer, 1/4" SAE Flat	F05011-11	2	
24	Nut, 1/4-20 Hex Self-Locking	F05010-9	2	
25	Fuse Link, 12 Volt 150 Amp	023361	2	
26	Washer, #10 SAE Flat	F05011-18	4	
27	Nut, #10-24 Hex Self-Locking	F05010-14	4	
28	Screw, #10-24 x 5/8" Hex Head	F05004-18	1	
29	Cover, Fuse Box	086272-1	1	
30	Screw, #10-24 X 1/2" Self-Tapping	F05015-7	4	
31	Decal, 12 Volt Warning	P10364	1	
32	Decal, Fuse Link 150A I.D.	015369	1	
33	Grommet, 5/8" Rubber Wire	P11764	5	
34	Terminal, Extended Hex Stud	015517	1	
35	Washer, 1/4" Exterior Star	F05011-37	1	
36	Washer, 1/4" Split Lock	F05011-14	1	
37	<b>LID WELDMENT, BATTERY BOX SUPER</b>	086277-1	1	
38	<b>DECAL, BATTERY BOX LID CAUTION</b>	014774	1	

## SECTION 6 UP/DOWN SYSTEM

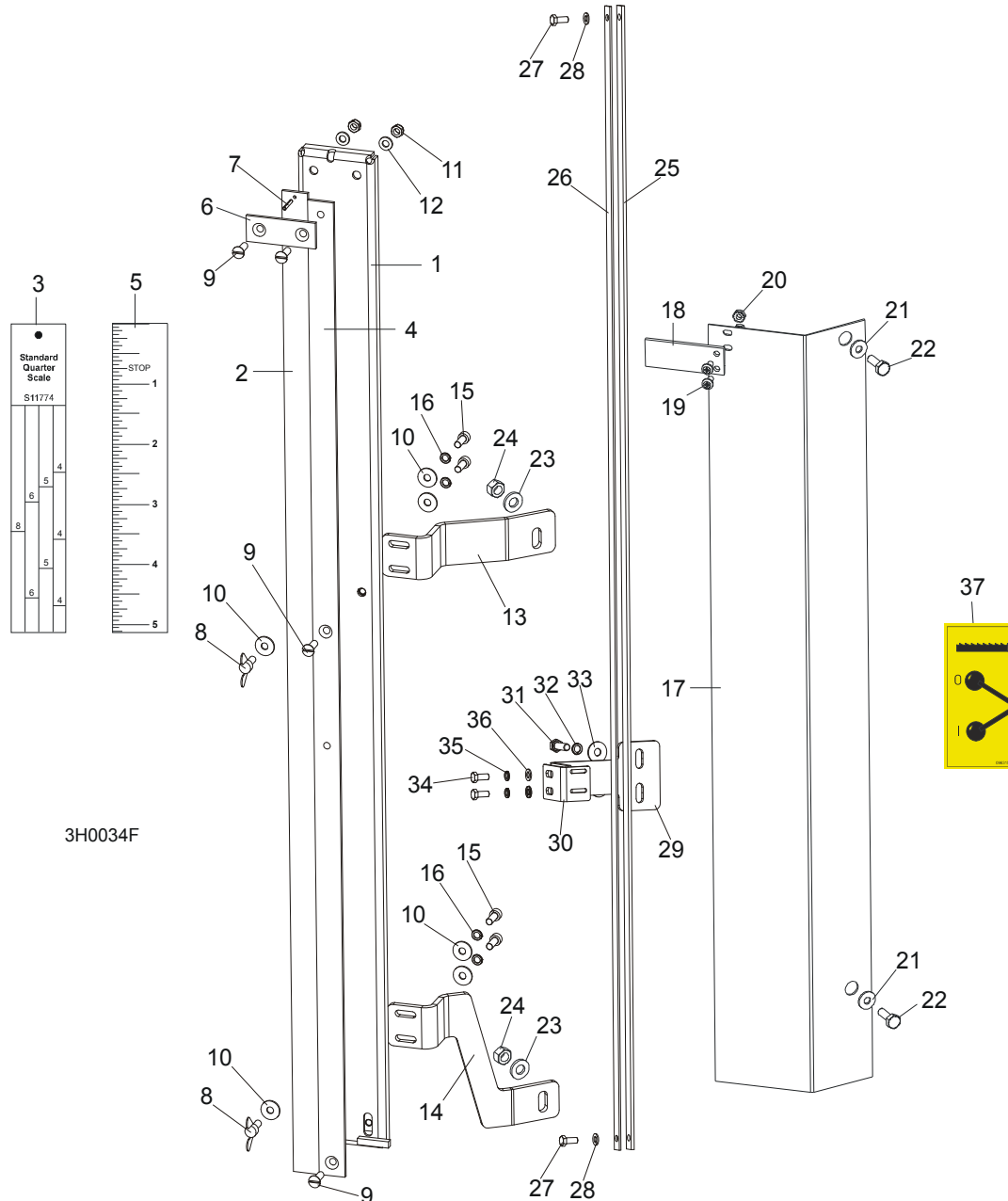
### 6.1 Saw Head V-Brace Mount



REF.	DESCRIPTION (◆ Indicates Parts Available In Assemblies Only)	PART #	QTY.	
1	V-BRACE, SAW HEAD MOUNT	087125	1	
2	BOLT, M8X20-5.8-ZINC HEX HEAD	F81002-4	10	
	BOLT, M8X25-8.8-B-ZINC HEX HEAD	F81002-5	2	
3	PAD, PLASTIC SLIDE	M04096	6	
4	NUT, M8-8-B-ZINC HEX NYLON LOCK	F81032-2	12	
5	PLATE, V-BRACE WASHER	091247	2	
6	BOLT, M12X75-8.8-ZINC	F81004-21	4	
7	NUT, M12 - 8 NYLON LOCK	F81034-2	4	
8	BOLT, M10X70-8.8-ZINC HEX HEAD	F81003-20	2	
9	NUT, M10-8-B-ZINC HEX	F81033-3	4	
10	WASHER, 10.5 FLAT	F81055-1	4	
11	WASHER, 13 SPLIT LOCK ZINC	F81056-1	8	



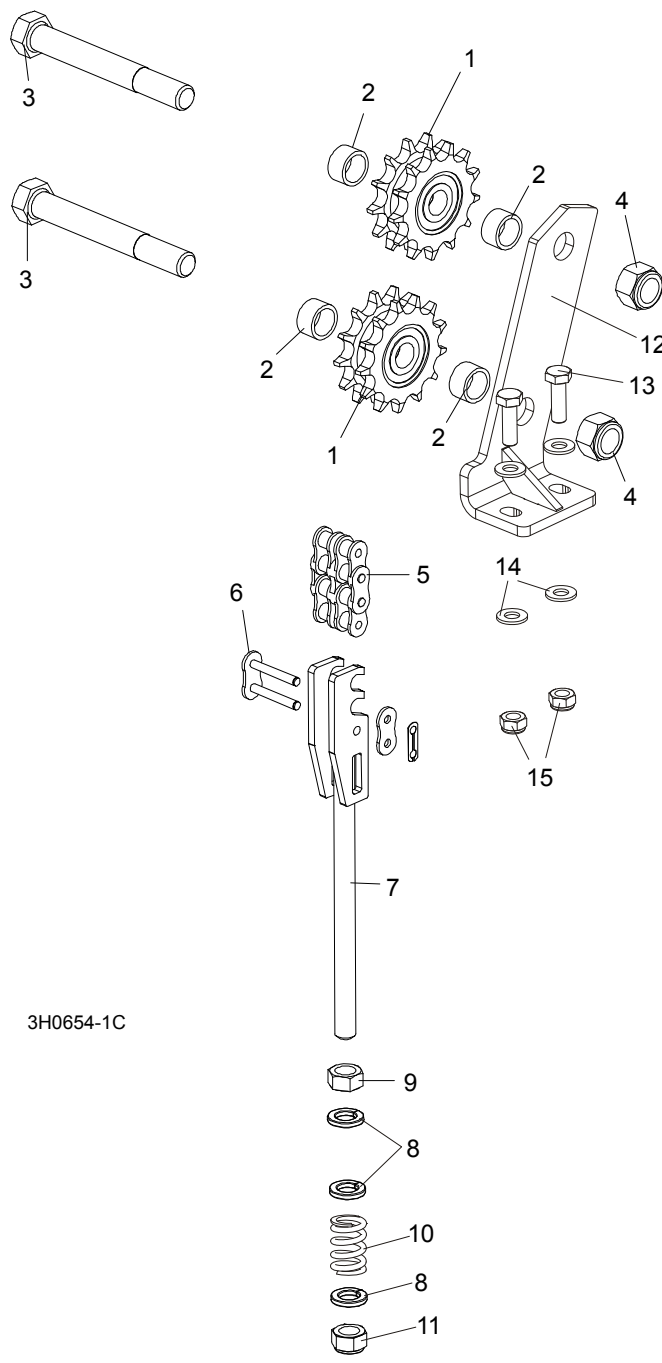
## 6.2 Blade Height Scale



REF.	DESCRIPTION (◆ Indicates Parts Available In Assemblies Only)	PART #	QTY.	
	<b>SCALE, BLADE HEIGHT W/SCANNER</b>	098882	1	
1	Bracket, Scale Mounting	098890-1	1	
2	Scale, 35" Quarter	093342	1	
3	Decal, 35" Standard Quarter Scale	090716	1	
	Decal, 35" Grade Hardwood Quarter Scale	090717	1	
4	Scale, 35" Inch	093341	1	
5	Decal, 35" Inch	090709	1	
6	Strap, Scale Hold-Down	093134	1	
7	Pin, 3x20 Roll	F81044-5	1	
8	Screw, M6x16 Wing	F81001-16	2	

9	Screw, M6x20- 4.8-B	F81001-31	4	
10	Washer, 6.5 Flat	F81053-11	7	
11	Nut, M6, Hex, Nylon Lock Zinc	F81031-2	2	
12	Washer, M6, Flat, Zinc	F81053-1	2	
13	Bracket, Scale Upper	098880-1	1	
14	Bracket, Scale Lower	505618-1	1	
15	Bolt, M6x16-8.8 Socket Head	F81001-21	4	
16	Washer, M6 Split Lock Zinc	F81053-3	4	
	Pointer Assembly, Fixed Scale	A12023	1	
17	Bracket, Fixed Scale Pointer Mount	087044-1	1	◆
18	Indicator, Blade Height Scale	094821	1	
19	Screw, M4x12 -5,8-B- Fe/Zn5	F81011-43	2	
20	Nut, M4-B Fe/Zn5	F81029-1	2	
21	Washer, 6.5 Flat	F81053-11	2	
22	Bolt, M6x12-8.8-Zinc	F81001-7	2	
23	Washer, 8.4 Flat	F81054-1	2	
24	Nut, M8-8-B Hex Lock	F81032-2	2	
	<b>MAGNETIC STRIP ASSY</b>	097774	1	
	Bar with Magnetic Strip	098173-1	1	
25	Magnetic Strip MB320 (1m)	096014-1	1	
26	Bar, Magnetic Strip	098173	1	
27	Bolt, M5 X 12-5.8-Fe/Zn5	F81000-5	2	
28	Washer, M5 Flat Zinc	F81052-1	2	
	<b>BRACKET, SENSOR COMPLETE</b>	100620	1	
29	Bracket, Sensor	100599-1	1	
30	Bracket, Sensor	100619-1	1	
31	Bolt, M6x20-8.8 Hex Head Full Thread Zinc	F81001-2	2	
32	Washer, Z6.1 Split Lock Zinc	F81053-3	2	
33	Washer, 6.5 Flat Zinc	F81053-11	2	
34	Bolt, M5 X 12-5.8 Hex Head Full Thread Zinc	F81000-5	2	
35	Washer, 5.1 Split Lock Zinc	F81052-2	2	
36	Washer, 5.3 Flat Zinc	F81052-1	2	
	<b>DECAL KIT, METRIC SCALE</b>	K12064	1	
	Decal, Metric	S11711	1	
	Decal, Metric 16-40mm	P12040-1	1	
	Decal, Metric 45-63mm	P12040-2	1	
37	<b>DECAL, CLUTCH HANDLE OPERATION, PICTOGRAM</b>	096315	1	

6.3 Up/Down Chain & Sprockets

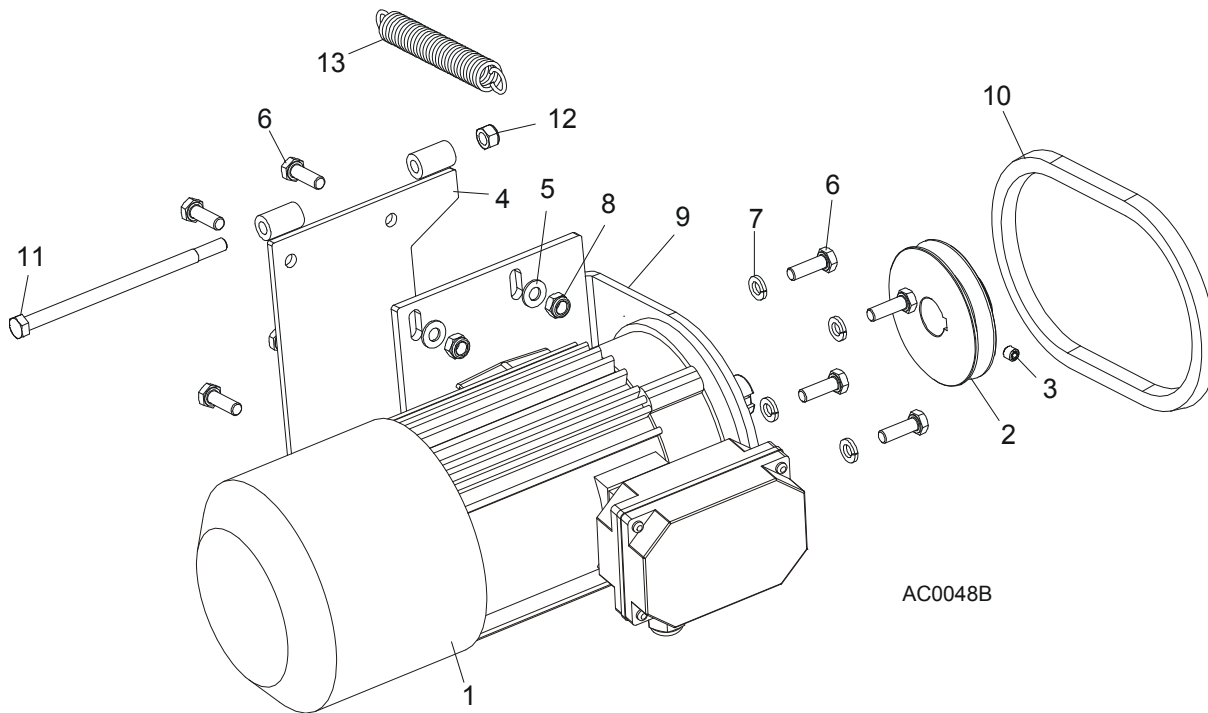


3H0654-1C

REF	DESCRIPTION (◆ Indicates Parts Available In Assemblies Only)	PART #	QTY.	
	<b>SPROCKET KIT, UP/DOWN IDLER #50-2</b>	016020	1	
1	Sprocket, Up/Down Idler '98	016019	2	
2	Washer, Sprocket Spacer	095927-1	4	
	Instruction Sheet, Up/Down Idler Retrofit	016020-541	1	
3	<b>BOLT, 5/8-11 X 5" HEX HEAD GRADE 2</b>	F05009-6	2	
4	<b>NUT, 5/8-11 HEX NYLON LOCK</b>	F05010-34	2	
5	<b>CHAIN, #50-2 X 75.625" UP/DOWN</b>	015259	1	
6	<b>LINK, #50-2 MASTER</b>	015258	2	
	<b>TENSIONER ASSEMBLY, UP/DOWN CHAIN</b>	094283	1	

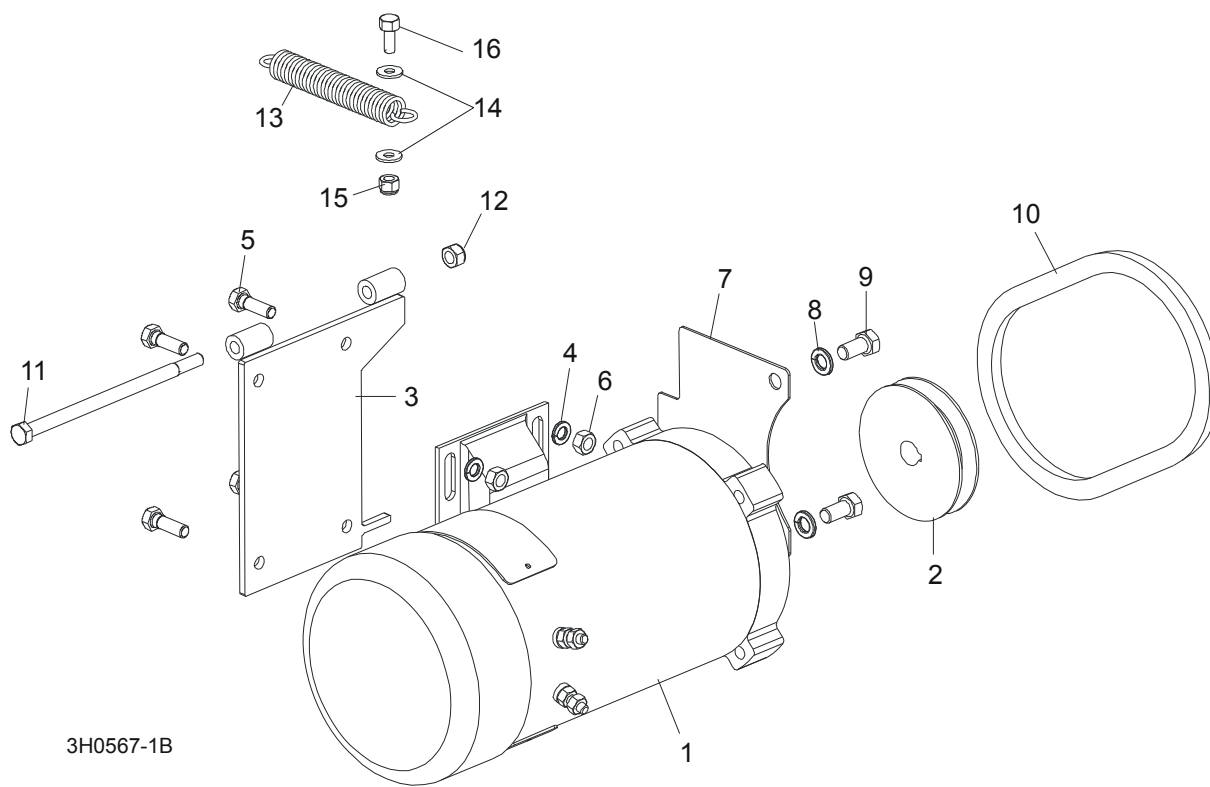
7	Bracket, Up/Down Chain Tensioner	094281-1	1	◆
8	Washer, M12, Flat, Zinc	F81056-1	3	
9	Nut, M12-8-B Hex	F81034-1	1	
10	Spring, 14x30x3.2	090797	1	
11	Nut, M12, Hexagon, Nylon, Zinc, Lock	F81034-2	1	
12	<b>PLATE SPROCKET U/D</b>	507026-1	1	
13	<b>BOLT,M8X25-8.8-B HEX HEAD FULL THRE</b>	F81002-5	2	
14	<b>WASHER, 8.4 FLAT,ZINC</b>	F81054-1	4	
15	<b>NUT,M8-8-B,HEX,NYLON LOCK ZINC</b>	F81032-2	2	

## 6.4 Up/Down Motor Assembly, LT40AC Series MH



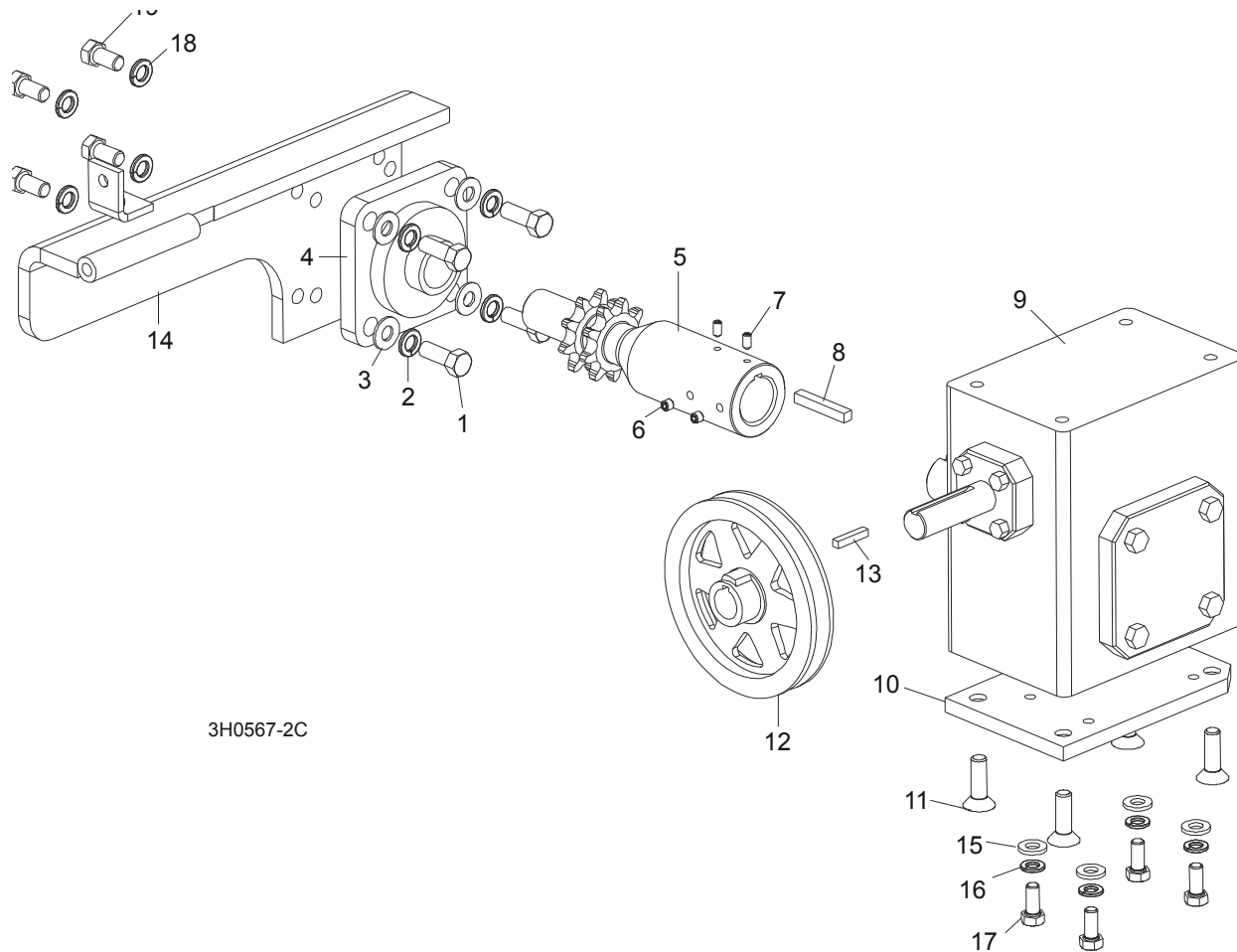
REF	DESCRIPTION (◆ Indicates Parts Available In Assemblies Only)	PART #	QTY.	
	<b>UP/DOWN MOTOR ASSEMBLY, LT40AC</b>	093023	1	
1	Motor, SKh90-4S2 HPS 1,1kW, 1380obr./min 400V (w/brake)	098901	1	
	BRAKE, HPS 10.84 230VAC LT40	083607	1	
2	Pulley, AC Up/Down Motor Painted	086378-1	1	
3	Screw, M8 x 8-33H Hex Socket Set Flat Point Zinc	F81014-1	1	
4	Bracket Wdmt, Up/Down Motor	095738-1	1	
5	Washer, 8.4 Split Lock	F81054-1	4	
6	Bolt, M8 x 25 8.8 B Hex Head	F81002-4	8	
7	Washer, 8.2 Split Lock	F81054-4	4	
8	Nut, M8 8 B Hex	F81032-2	4	
9	Bracket, AC Up/Down Motor Mount	086376-1	1	
10	<b>BELT, AX23</b>	015257	1	
11	<b>BOLT, M8X160-8.8-B ZINC</b>	F81002-22	1	
12	<b>NUT, M8-8-B NYLON LOCK HEX ZINC</b>	F81032-2	1	
13	<b>SPRING, 3/4x 5x.095 EXTENSION</b>	015569	1	

## 6.5 Up/Down Motor Assembly, LT40 Series DH



REF.	DESCRIPTION (◆ Indicates Parts Available In Assemblies Only)	PART #	QTY.	
	<b>UP/DOWN MOTOR ASSEMBLY</b>	092818	1	
1	Motor, 3/4 HP Electric	015174	1	
	Brush Kit, Power Feed Motor (Includes 2 Brushes and 2 Springs)	024167	1	
	Fan, 3/4 HP Leeson Motor Replacement	016087	1	
	BRAKE, HPS 10.84 230VAC LT40	083607	1	
2	Pulley, AK28 x 5/8"	033852	1	
3	Bracket Wldmt, Up/Down Motor	095738-1	1	
4	Washer, M8, Flat, Zinc	F81054-1	4	
5	Bolt, M8x20mm, Hex Head, Gr 5.8 Zinc	F81002-4	4	
6	Nut, M8, Hexagon, Nylon Lock Zinc	F81032-2	4	
7	Guard, Up/Down Sprocket	095739-1	1	
8	Washer, 10.2 Split Lock	F81055-2	2	
9	Bolt, 3/8-16 x 3/4" Hex Head	F05007-27	2	
10	<b>BELT, 4L245</b>	038459	1	
11	<b>BOLT, M8X160-8.8-B ZINC</b>	F81002-22	1	
12	<b>NUT, M8-8-B NYLON LOCK HEX ZINC</b>	F81032-2	1	
13	<b>SPRING, .75" X 5" X .095" EXTENSION</b>	015569	1	
14	<b>WASHER, 6.5 FLAT ZINC</b>	F81053-11	2	
15	<b>NUT, M6-8-B NYLON LOCK HEX ZINC</b>	F81031-2	2	
16	<b>BOLT, M6x25-8.8 ZINC</b>	F81001-20	1	

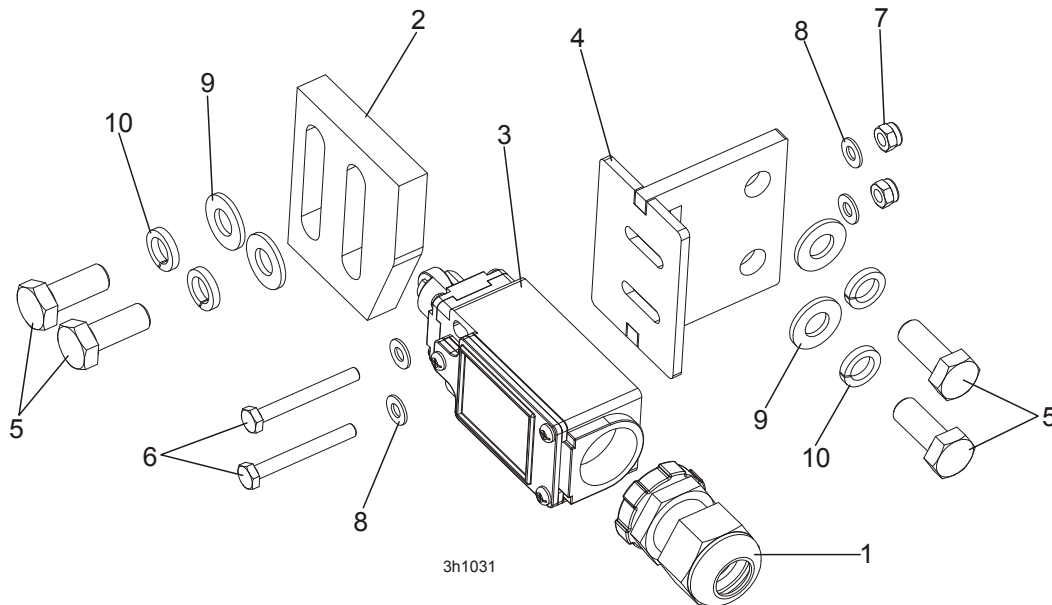
## 6.6 Up/Down Drive Assembly



REF	DESCRIPTION (◆ Indicates Parts Available In Assemblies Only)	PART #	QTY.	
	<b>UP/DOWN DRIVE ASSEMBLY</b>	092817	1	
1	Bolt, 3/8-16 x 1" Hex Head	F05007-7	4	
2	Washer, 10.2 Split Lock	F81055-2	4	
3	Washer, 10.5 Flat	F81055-1	4	
4	Bearing, Flanged Up/Down	014090	1	
5	Shaft, Up/Down Sprocket	092816-1	1	
6	Screw, M8 x 8-33H	F81014-1	2	
7	Key, 1/4" Square x 1 11/16" Long	S04124	1	
8	Spacer, Up/Down Shaft	016032	1	
9	Reducer, Gear Box	014074	1	
10	Plate, Gear Box Spacer	095894-1	1	
11	Bolt, 3/8-16 x 1" Flat Socket Head	F05007-110	4	
12	Pulley, Up/Down	015256	1	
13	Key, 3/16" Square x 1" Long	S31027	1	
14	Bracket Wdmt, Up/Down Bearing	095893-1	1	
15	<b>WASHER, 8.4 FLAT</b>	F81054-1	4	
16	<b>WASHER, 8.2 SPLIT LOCK</b>	F81054-4	4	
17	<b>BOLT, 5/16-18 X 1" HEX HEAD</b>	F05006-5	4	

18	WASHER, 10.2 SPLIT LOCK	F81055-2	4	
19	BOLT, 3/8-16 X 3/4" HEX HEAD	F05007-27	4	
	OIL, 8 OZ. MOBIL SHC634 BOTTLED SYNTHETIC GEAR	L04869-4	1	

## 6.7 Safety Switches

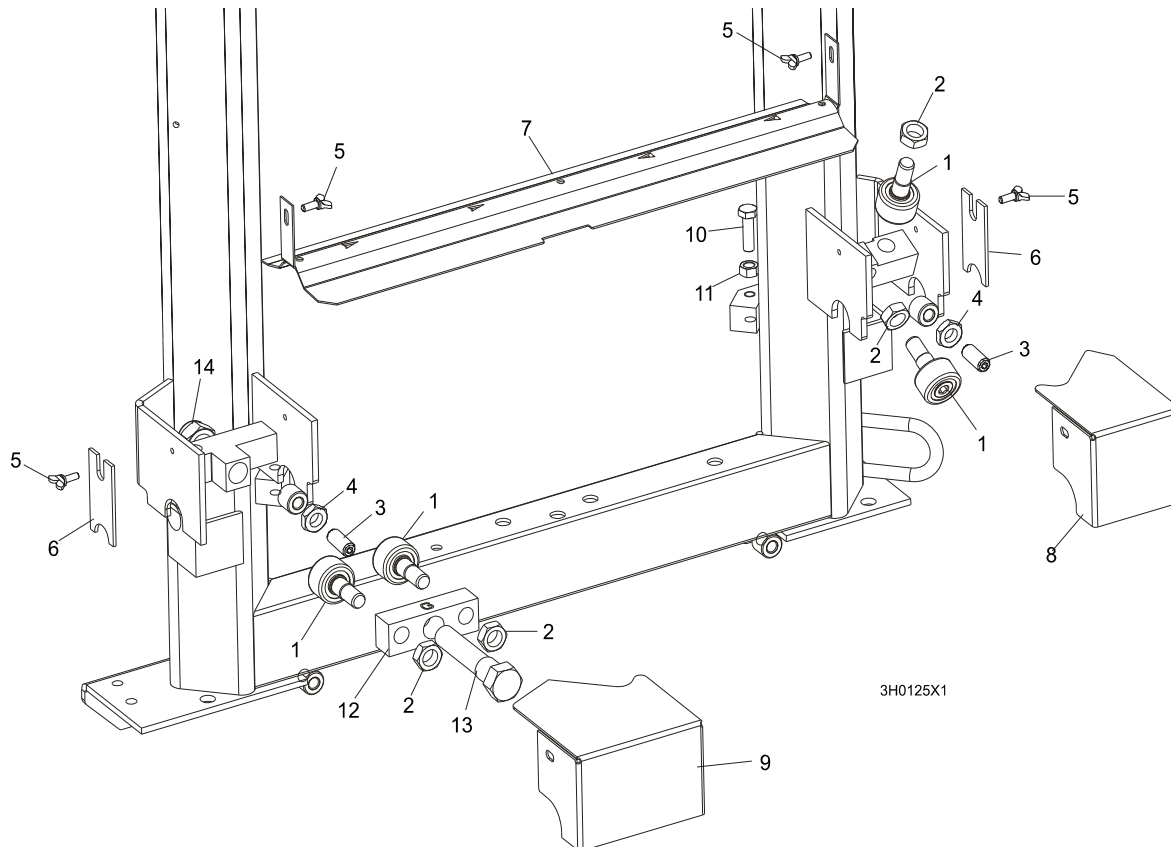


REF	DESCRIPTION (◆ Indicates Parts Available In Assemblies Only)	PART #	QTY.	
	<b>KIT, LT40 UP/DOWN LOWER SAFETY SWITCH</b>	504038	1	
1	STUFFING-BOX, SKINTOP PG 13,5	086524	1	
2	CAM, LIMIT SWITCH	094229-1	1	
3	SWITCH, GLCB01C LIMIT	100910	1	
4	BRACKET, LT40 LOWER SAFETY SWITCH	504035-1	1	
5	BOLT, M8x20-8.8-B HEX HEAD FULL THREAD	F81002-4	4	
6	BOLT, M4x35-8.8 SOCKET HEAD ZINC	F81011-7	2	
7	NUT, M4-B FE/ZN5 PN-M/82175	F81029-1	2	
8	WASHER, 4.3 FE/ZN5 PN-M/82005	F81051-2	4	
9	WASHER, 8.4 FLAT ZINC	F81054-1	4	
10	WASHER, 8.2 SPLIT LOCK ZINC	F81054-4	4	



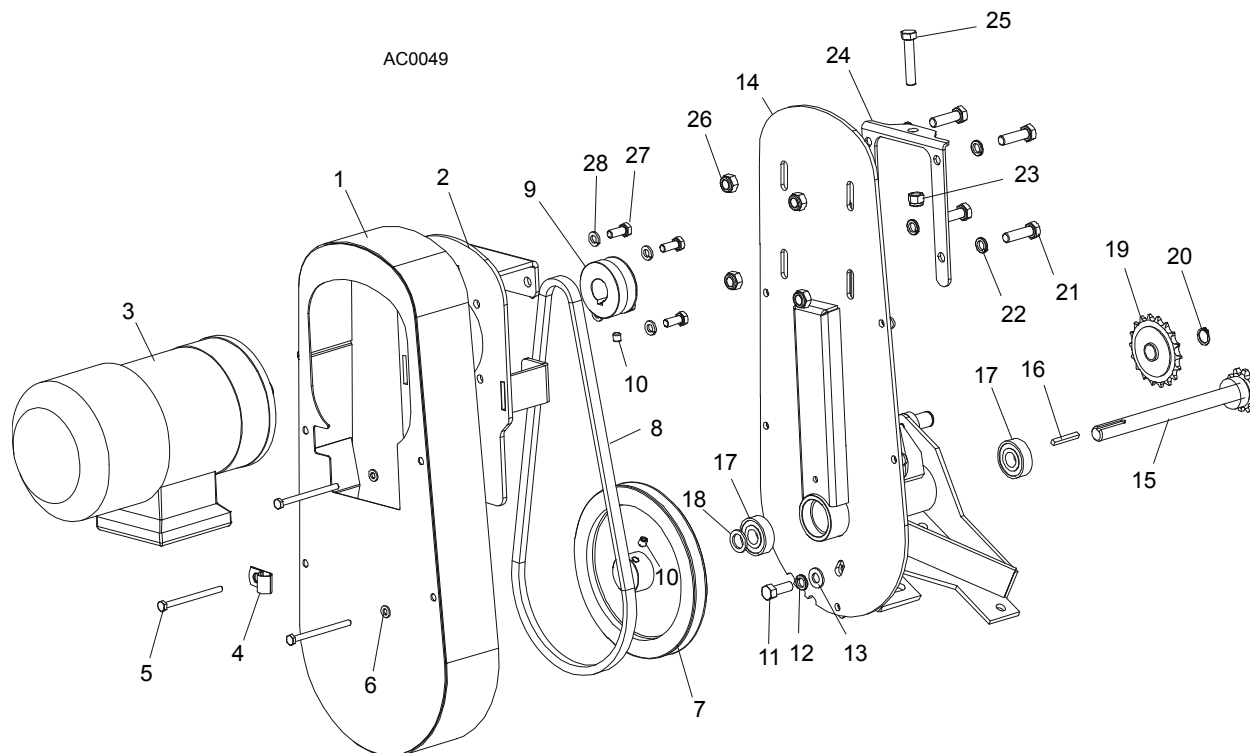
## SECTION 7 POWER FEED & TRACK ROLLERS

### 7.1 Upper Track Rollers And Wipers



REF	DESCRIPTION (◆ Indicates Parts Available In Assemblies Only)	PART #	QTY.	
1	ROLLER, TRACK CAM BEARING	P12843	4	
2	NUT, 5/8-18 HEX JAM	F05010-11	4	
3	SCREW, M12 X 30 OVAL POINT SET	F81004-14	2	
4	NUT, M12-8-B HEX JAM	F81034-1	2	
5	SCREW, M6 X 16 THUMB	F81001-16	4	
6	WIPER, PLASTIC TRACK	M04113	2	
7	COVER, LT40/70 MIDDLE TRACK - SERVICE	092868-S	1	
	Cover, LT40/70 Middle Track Ptd	092868-1	1	
	Strip, 3/16 X 2 X 23 Felt	S09915	1	
8	HOUSING, UPPER TRACK ROLLER REAR	086913-1	1	
9	HOUSING, UPPER TRACK ROLLER FRONT	086914-1	1	
10	BOLT, M10 X 35-8.8 HEX HEAD	F81003-17	2	
11	NUT, M10-8 HEX JAM	F81033-3	2	
12	BRACKET, UPPER TRACK ROLLER	086859-1	1	
13	BOLT, HEX HEAD	086911	1	
14	NUT, M20-8 HEX	F81037-2	1	

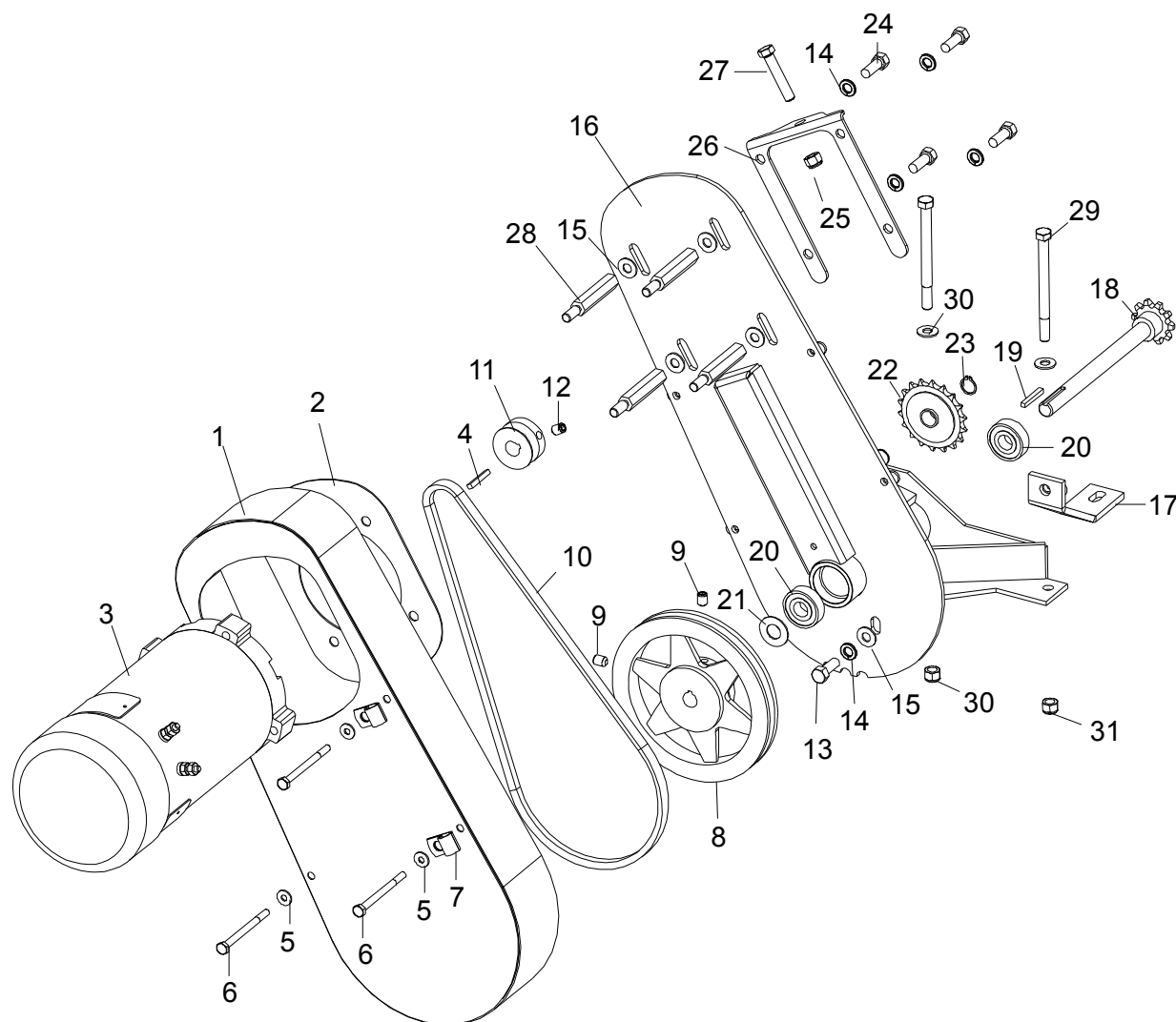
## 7.2 Power Feed Assembly, LT40AC Series MH



REF	DESCRIPTION (◆ Indicates Parts Available In Assemblies Only)	PART #	QTY.	
	<b>POWER FEED ASSEMBLY, AC SUPER</b>	086522	1	
1	Cover Weldment, Top Power Feed	015128	1	
2	Plate, Power Feed Motor	086390	1	
3	Motor, 1100 W Power Feed Painted, AC Super	086530	1	
4	Clamp, 1/2" EMT Coated	P07584	1	
5	Bolt, M6 x 80 5.8 Hex Head Grade	F81001-61	4	
6	Washer, 6.4 Flat	F81053-1	4	
7	Sheave, Power Feed	086410-1	1	
8	Belt, Power Feed	086532	1	
9	Sheave, Feed Motor	086388-1	1	
10	Screw, M8 X 8-33H Hex Socket Set Flat Point Zinc	F81014-1	2	
11	Bolt, 3/8-16 x 1" Hex Head	F05007-7	1	
12	Washer, 3/8" Split Lock	F05011-4	5	
13	Washer, 3/8" Flat	F05011-3	5	
14	Bracket, Power Feed Mount	015162	1	
15	Shaft Weldment, Power Feed	015129	1	
16	Key, 3/16" Square x 1 3/8" Long	016108	1	
17	Bearing, 6203-2RSP6-5/8 CX	095087	2	
18	Washer, 5/8" x 15/16" x .094" Nylon	F05011-19	1	
19	Sprocket, 40 Idler 18T 5/8" ID	P04333	1	
20	Ring, Z15	F81090-2	1	
21	Bolt, M10x35-8.8 Hex Head Full Thread Zinc	F81003-17	4	
22	Washer, 10.2 Split Lock Zinc	F81055-2	1	◆
23	Nut, 3/8-16 Hex Nylon Lock	F05010-10	1	

<b>24</b>	Bracket, Power Feed Mount	015162-1	1	
<b>25</b>	Bolt, 3/8-16 x 2" Hex Head Full Thread Zinc	F05007-16	1	
<b>26</b>	Nut, M10-8-B Hex Nylon Zinc Lock	F81033-1	1	
<b>27</b>	Bolt, M8x20-8.8-B Hex Head Full Thread Zinc	F81002-4	4	
<b>28</b>	Washer, 8.2 Split Lock Zinc	F81054-4	4	

## 7.3 Power Feed Assembly LT40 Series DH

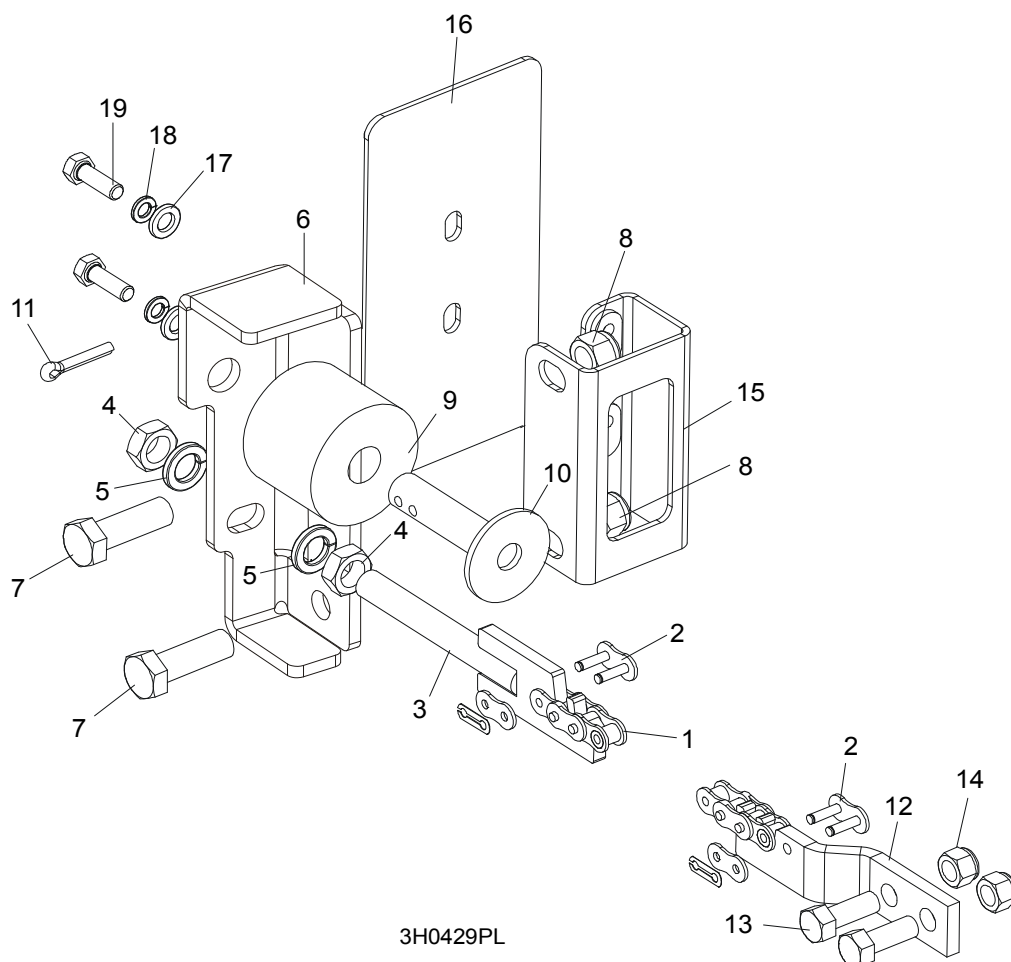


3H0619-2

REF	DESCRIPTION (◆ Indicates Parts Available In Assemblies Only)	PART #	QTY.	
	<b>POWER FEED ASSEMBLY</b>	015125	1	
1	Cover Weldment, Top Power Feed	015126	1	
2	Plate, Power Feed Motor	015133	1	
3	Motor, 3/4HP Power Feed Painted	024169	1	
	Brush Kit, Leeson 3/4HP Motor (Includes 2 Brushes and 2 Springs)	024167	1	
	Fan, 3/4 HP Leeson Motor Replacement	016087	1	
4	Key, 3/16" Square x 1 3/8" Long	016109	1	
5	Washer, 6.5 Flat	F81053-11	4	
6	Bolt, M6x80 Hex Head Zinc	F81001-61	4	
7	Clamp, 1/2" EMT Coated	P07584	2	
8	Sheave, AK71 x 5/8" Power Feed (200ft./min.)	016088	1	
9	Screw, 5/16-18 x 3/4" Cup Point Set	F05006-32	2	

10	Belt, AX36 (200ft./min.)	016083	1	
11	Sheave, 1 3/4" Feed Motor	015135	1	
12	Screw, 3/8"-16 x 1/2" Cup Point Set	F05007-12	1	
13	Bolt, M10x25-8.8 Hex Head Zinc	F81003-11	1	
14	Washer, 10.2 Split Lock	F81055-2	5	
15	Washer, 10.5 Flat	F81055-1	5	
16	Bracket, Power Feed Mount	015162-1	1	
17	Brace Weldment, Power Feed Mounting	086554-1	1	
	Shaft Assembly, Power Feed with Key	016066	1	
18	Shaft Weldment, Power Feed	015129	1	◆
19	Key, 3/16" Square x 1 3/8" Long	016108	1	
20	Bearing, 6203 2RSP6-5/8 CX	095087	2	
21	Washer, 5/8" x 15/16" x .094" Nylon	F05011-19	1	
22	Sprocket, 40 Idler 18T 5/8" ID	P04333	1	
23	Ring, Z15 Outer Retaining	F81090-2	1	
24	Bolt, 3/8-16 x 3/4" Hex Head	F05007-27	4	
25	Nut, 3/8-16 Hex Nylon Lock	F05010-10	1	
26	Plate, Belt Tensioner	015134	1	
27	Bolt, 3/8-16 x 2" Full Thread Hex Head	F05007-16	1	
28	Spacer, Power Feed Motor	015136	4	
29	<b>BOLT, 3/8-16 X 4 1/2" HEX HEAD</b>	F05007-35	2	
30	<b>WASHER, 10.5 FLAT</b>	F81055-1	4	
31	<b>NUT, 3/8-16 HEX NYLON LOCK</b>	F05010-10	2	

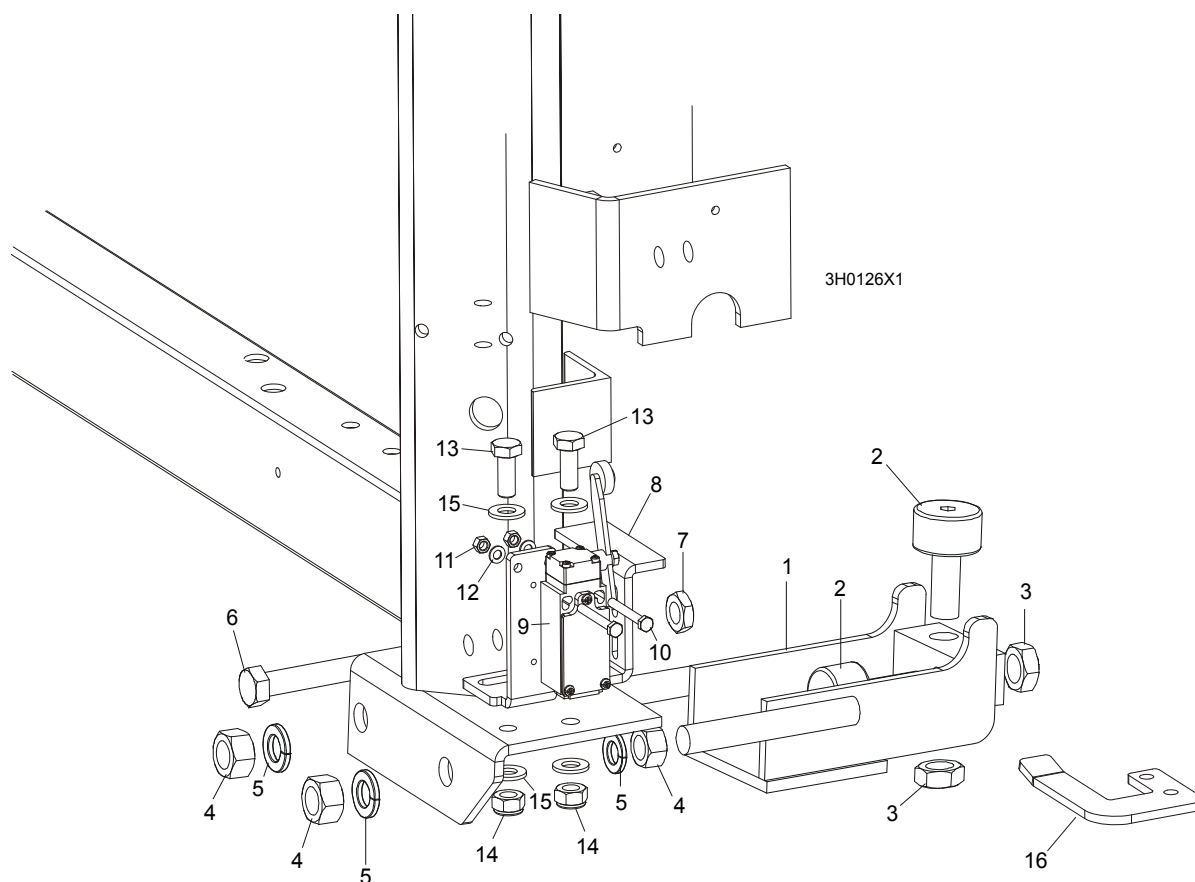
## 7.4 Feed Chain/Stop



REF	DESCRIPTION (◆ Indicates Parts Available In Assemblies Only)	PART #	QTY.	
	<b>CHAIN KIT, LT40S FEED</b>	K10408	1	
	<b>CHAIN KIT, LT40M FEED</b>	K10410	1	
1	Chain, #40 X 215" LT40S Feed	014744	1	
	Chain, #40 X 267.5" LT40M Feed	014475	1	
2	Link, #40 Master	P04200	2	
3	Tensioner Weldment, Power Feed Chain	086818-1	1	
4	Nut, M12-5 Hex Jam	F81034-4	2	
5	Washer, 12.2 Split Lock	F81056-2	2	
6	<b>BRACKET, FEED CHAIN REAR MOUNT</b>	087628-1	1	
7	<b>BOLT, M12 X 40 8.8 HEX HEAD GRADE 5</b>	F81004-4	2	
8	<b>NUT, M12-8 HEX NYLON LOCK</b>	F81034-2	2	
	<b>STOP KIT, RUBBER CARRIAGE</b>	K09630	2	
9	Stop, Rubber Carriage	P12165	1	
10	Pin, Rubber Carriage Stop	W09293	1	
11	Pin, 3/16" X 1" Cotter	F05012-21	1	
12	<b>BRACKET, FRONT FEED CHAIN MOUNT</b>	095733-1	1	
13	<b>BOLT, 3/8-16 X 1" HEX HEAD</b>	F05007-7	2	
14	<b>NUT, 3/8-16 HEX NYLON LOCK</b>	F05010-10	2	
15	<b>BRACKET WELDMENT, REAR MAIN TUBE COVER MOUNT</b>	087105-1	1	

16	COVER, REAR MAIN TUBE	015023	1	
17	WASHER, 8.4 FLAT	F81054-1	2	
18	WASHER, 8.2 SPLIT LOCK	F81054-4	2	
19	BOLT, 5/16-18 X 1" HEX HEAD	F05006-1	2	

## 7.5 Lower Track Rollers

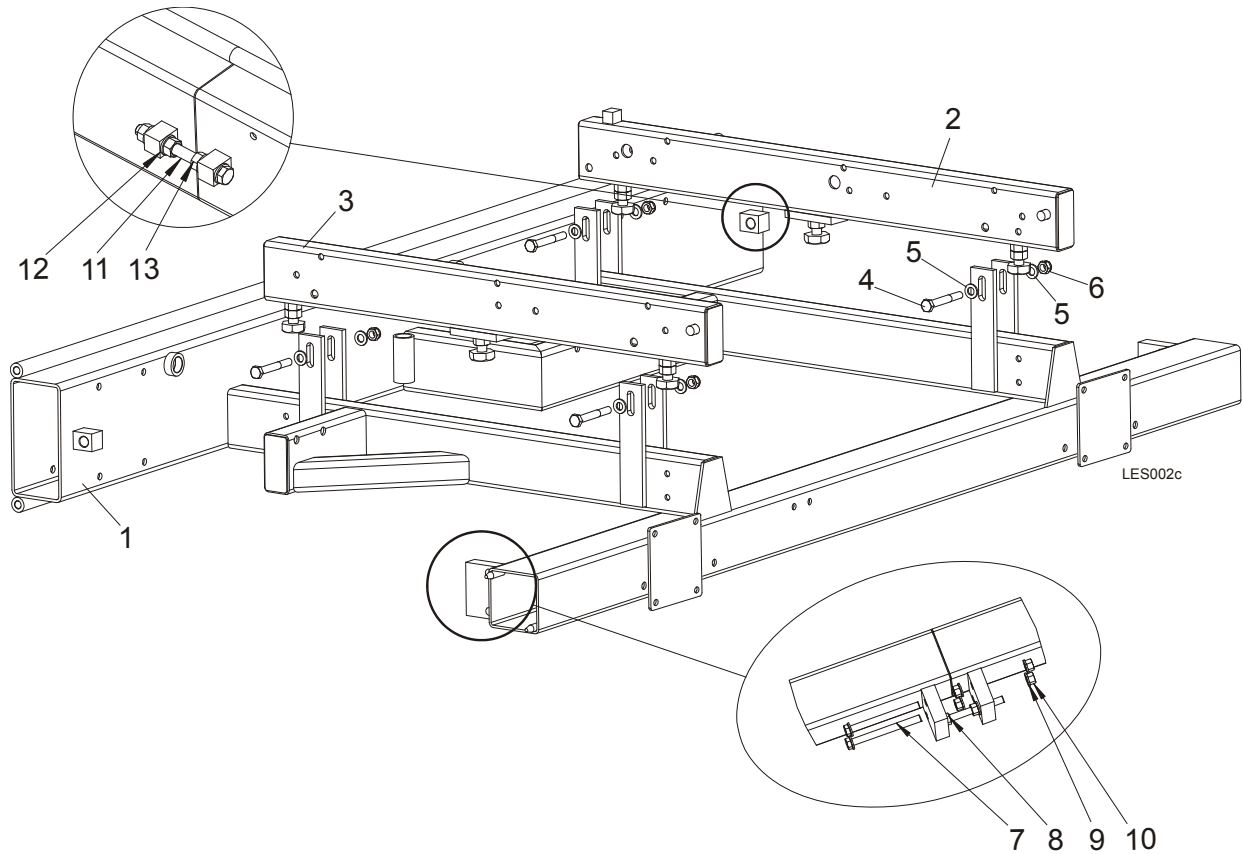


REF	DESCRIPTION (◆ Indicates Parts Available In Assemblies Only)	PART #	QTY.	
	<b>ROLLER ASSEMBLY, LOWER TRACK</b>	098741	2	
1	Bracket, Lower Track Roller Mounting	098740-1	1	
2	Roller, Track Cam Bearing (McGill)	012797	2	
3	Nut, 5/8-18 Hex Jam	F05010-11	2	
4	Nut, M16, Hexagon, Grade 5.8 Plain	F81036-1	4	
5	Washer, 16.3 Split Lock	F81058-2	4	
6	<b>BOLT, M12 X 55-8.8 HEX HEAD FULL THREAD</b>	F81004-12	2	
7	<b>NUT, M12-8-B HEX JAM</b>	F81034-1	2	
8	<b>BRACKET, POWER SUPPLY STRIP AND LIMIT SWITCH</b>	086380-1	1	
9	<b>SWITCH, GLCB01A2B LIMIT</b>	086469	1	
10	<b>BOLT, M5 X 40 8.8 HEX HEAD</b>	F810000-11	2	
11	<b>NUT, M5-8</b>	F81030-1	2	
12	<b>WASHER, 5.3 FLAT</b>	F81052-1	2	
13	<b>BOLT, M10 X 25 8.8</b>	F81003-11	2	
14	<b>NUT, M10 NYLON</b>	F81033-1	2	
15	<b>WASHER, 10.5 FLAT</b>	F81055-1	2	
16	<b>BRACKET, LIMIT SWITCH</b>	091852-1	1	



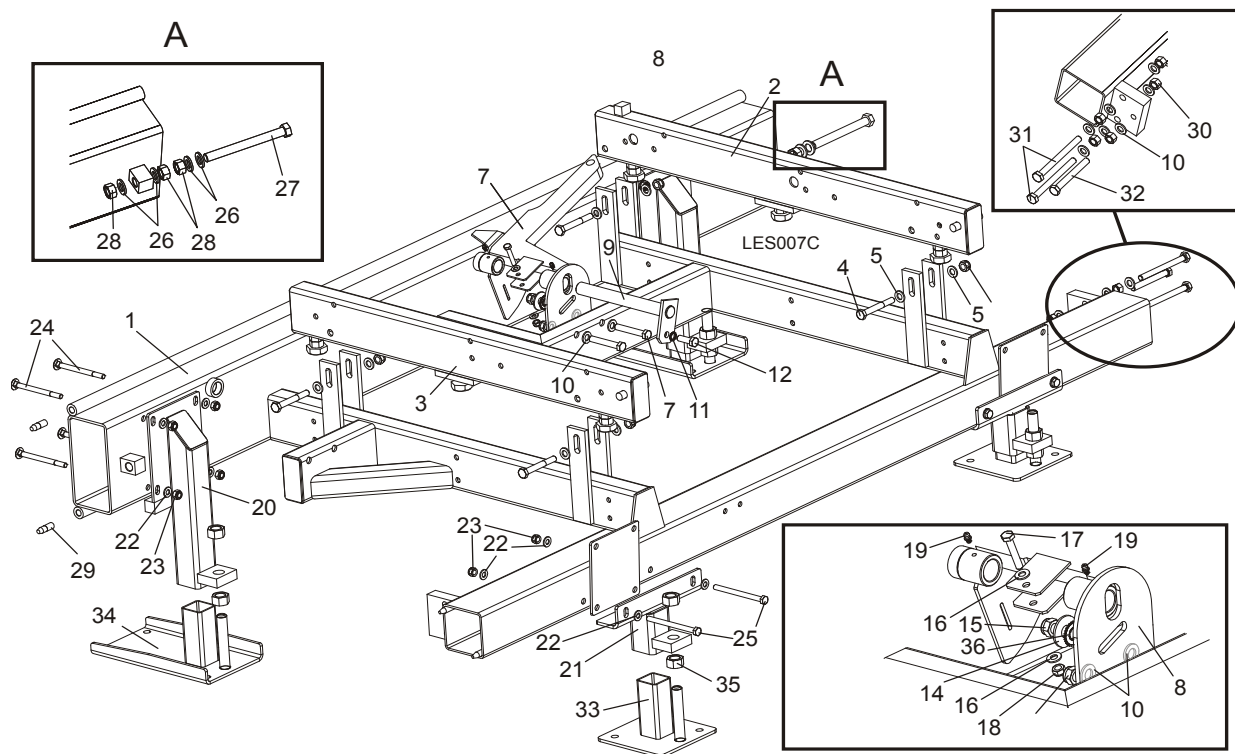
## SECTION 8 BED FRAME ASSEMBLY

### 8.1 Bed Section



REF	DESCRIPTION (◆ Indicates Parts Available In Assemblies Only)	PART #	QTY.	
1	<b>BED SECTION, LES COMPLETE</b>	<b>099710-1</b>	1	
2	Tube Wldmt, Bed, LT80 Long	089385	1	
3	Tube Wldmt, Bed, LT80 Short	089386	1	
4	Bolt, M12 x 90-8.8 Hex Head Zinc	F81004-2	4	
5	Washer, 13 SAE Flat	F81056-1	8	
6	Nut, M12-8 Hex Nylon Zinc Lock	F81034-2	4	
7	<b>BOLT, M12X130-8.8 HEX HEAD ZINC</b>	F81004-55	2	
8	<b>BOLT, M12X100-8.8 HEX HEAD ZINC</b>	F81004-45	1	
9	<b>WASHER, 13 SAE FLAT</b>	F81056-1	7	
10	<b>NUT, M10-8-B HEX NYLON ZINC LOCK</b>	F81033-1	5	
11	<b>BOLT, M16X160-8.8 HEX HEAD ZINC</b>	F81006-23	1	
12	<b>WASHER, 17 FLAT ZINC</b>	F81058-1	4	
13	<b>NUT, M16-5.8 HEX ZINC</b>	F81036-1	3	

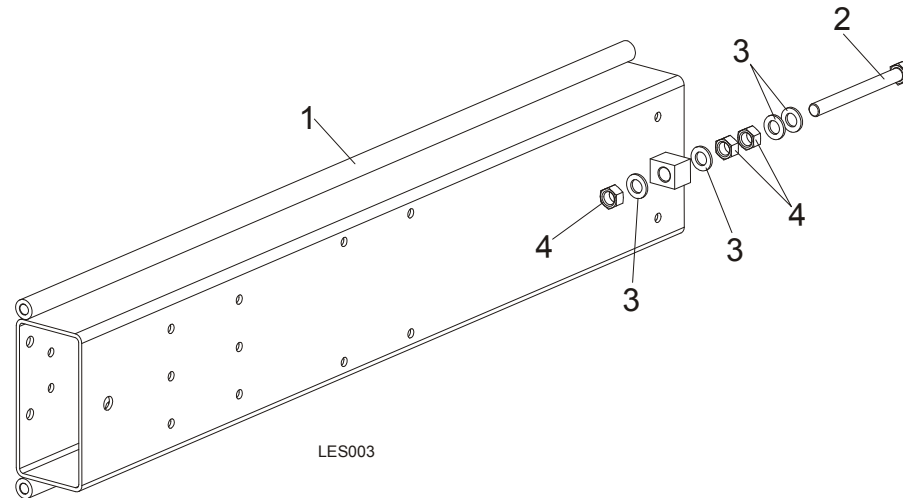
## 8.2 Bed Section, Additional



REF	DESCRIPTION (◆ Indicates Parts Available In Assemblies Only)	PART #	QTY.	
	<b>BED SECTION, LES ADDITIONAL</b>	<b>101061-S</b>	1	
<b>1</b>	<b>BED FRAME SECTION,</b>	<b>099710-1</b>	1	
2	Tube Wldmt, Bed, LT80 Long	089385	1	
3	Tube Wldmt, Bed, LT80 Short	089386	1	
4	Bolt, M12 x 90-8.8 Hex Head Zinc	F81004-2	4	
5	Washer, 13 SAE Flat	F81056-1	8	
6	Nut, M12-8 Hex Nylon Zinc Lock	F81034-2	4	
7	SUPPORT, PTD SIDE W/GUARD	099785-1	1	
8	PLATE, LOG SIDE SUPPORT MOUNT PTD	091591-1	1	
9	PIN, SIDE SUPPORT ZINC-PLATED	091549-1	1	
10	WASHER, M12 , FLAT, ZINC	F81056-1	11	
11	WASHER SERRATED BN781 M12/13	F81056-16	1	
12	BOLT, M12 X 35-8.8-FE/ZN5 HEX HEAD FULL	F81004-24	1	
13	BOLT, M12 X 75-8.8 ZINC	F81004-21	2	
14	WASHER, 15 FLAT SPECIAL ZINC-PLATED	F81057-3	1	
15	Nut, M12-8 Hex Nylon Zinc Lock	F81034-2	3	
16	WASHER, 8.4 FLAT ZINC	F81054-1	2	
17	BOLT, M8 X 45 - 8.8 Fe/Zn5, PN-M/82105	F81002-14	1	
18	NUT, M8-8-B HEX NYLON ZINC LOCK	F81032-2	1	
19	FITTING, 3/16X3/16 STRAIGHT GREASE	P04107	2	
20	SUPPORT HIGH LES	100559-1	2	

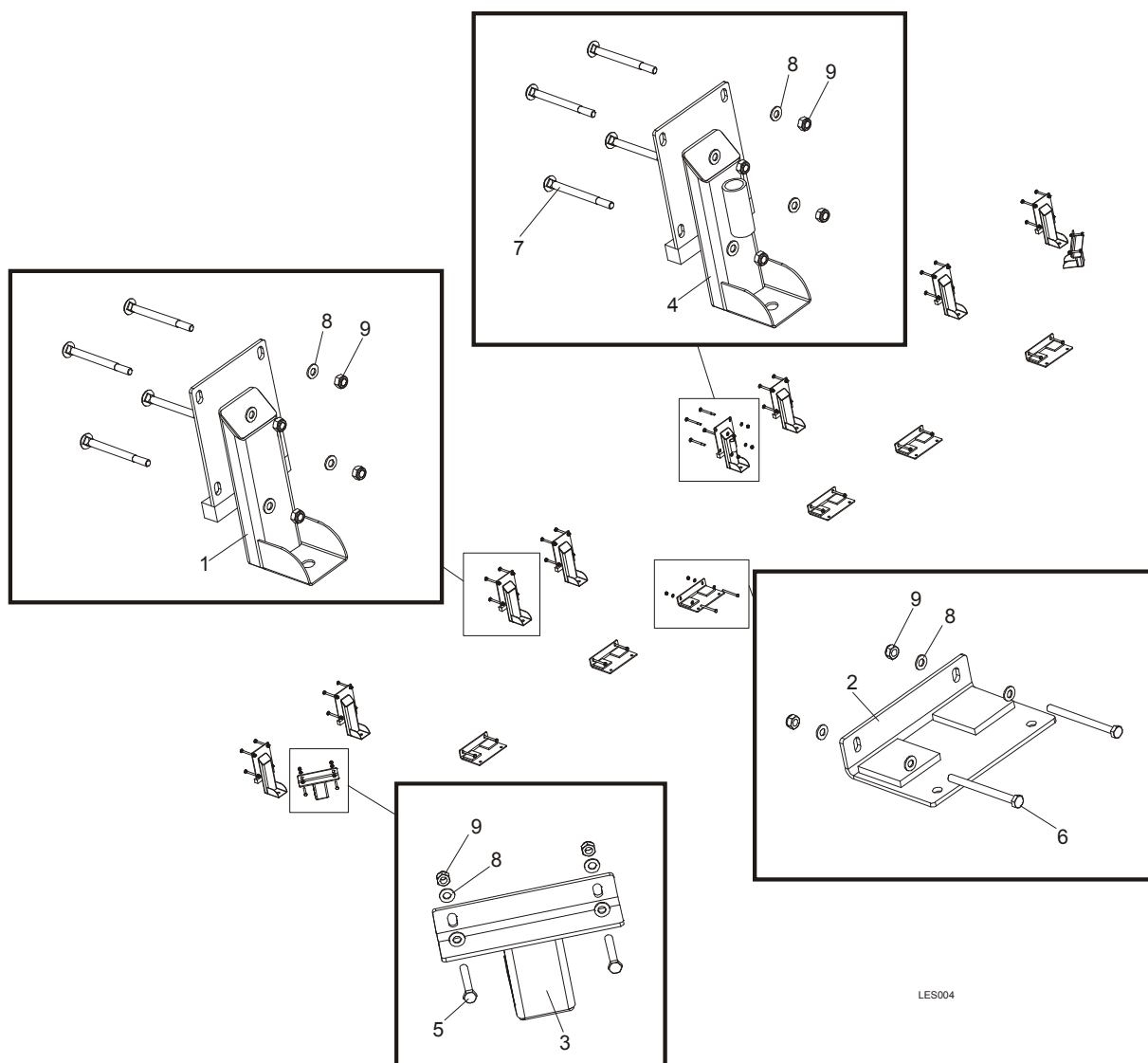
21	SUPPORT LOW LES	100553-1	2	
22	WASHER, 10.5 FLAT ZINC	F81055-1	16	
23	NUT,M10-8-B NYLON HEX ZINC LOCK	F81033-1	12	
24	BOLT, M10X120 8.8 FE/ZN5	F81003-33	8	
25	BOLT, M10x125-8.8 HEX HEAD ZINC	F81003-18	4	
26	WASHER, 17 FLAT ZINC	F81058-1	4	
27	BOLT, M16x160-8.8-Fe/Zn5 PN-M/82105	F81006-23	1	
28	NUT, M16-5.8 HEX ZINC.	F81036-1	3	
29	PIN, SPECIAL	090675	2	
30	NUT, M12-8-B ZINC HEX	F81034-1	5	
31	BOLT, M12X130-8.8 FE/ZN/PN/M82105	F81004-55	2	
32	BOLT, M12X100 8.8 FE/ZN5 PN-85/M-82105	F81004-45	1	
33	FOOT, LES TABLE LEG	099281-1	2	
34	FOOT WIDE LES	500775-1	2	
35	NUT, M20-8-Fe/Zn5 PN-86/M-82144	F81037-1	8	
36	WASHER SERRATED BN783 M12/12,3/30,3	F81056-17	1	

### 8.3 Bed Extension



REF	DESCRIPTION (◆ Indicates Parts Available In Assemblies Only)	PART #	QTY.	
	<b>BED EXTENSION, LES COMPLETE</b>	099729	1	
1	Bed Extension, LES	099728-1	1	
2	Bolt, M16x160-8.8 Hex Head Zinc	F81006-23	1	
3	Washer, 17 Zinc Flat	F81058-1	4	
4	Nut, M16, Hex, Grade 5.8 Plain	F81036-1	3	

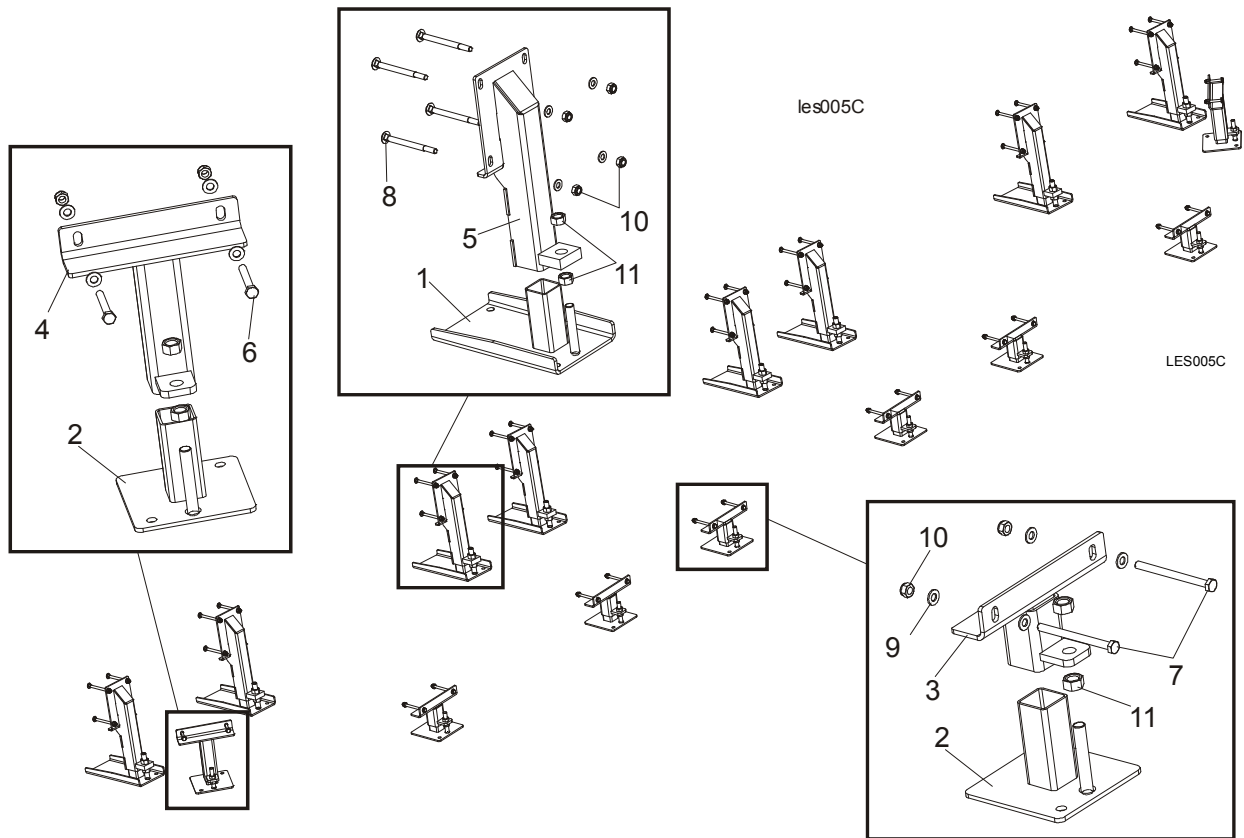
## 8.4 Stationary Leg Kit



LES004

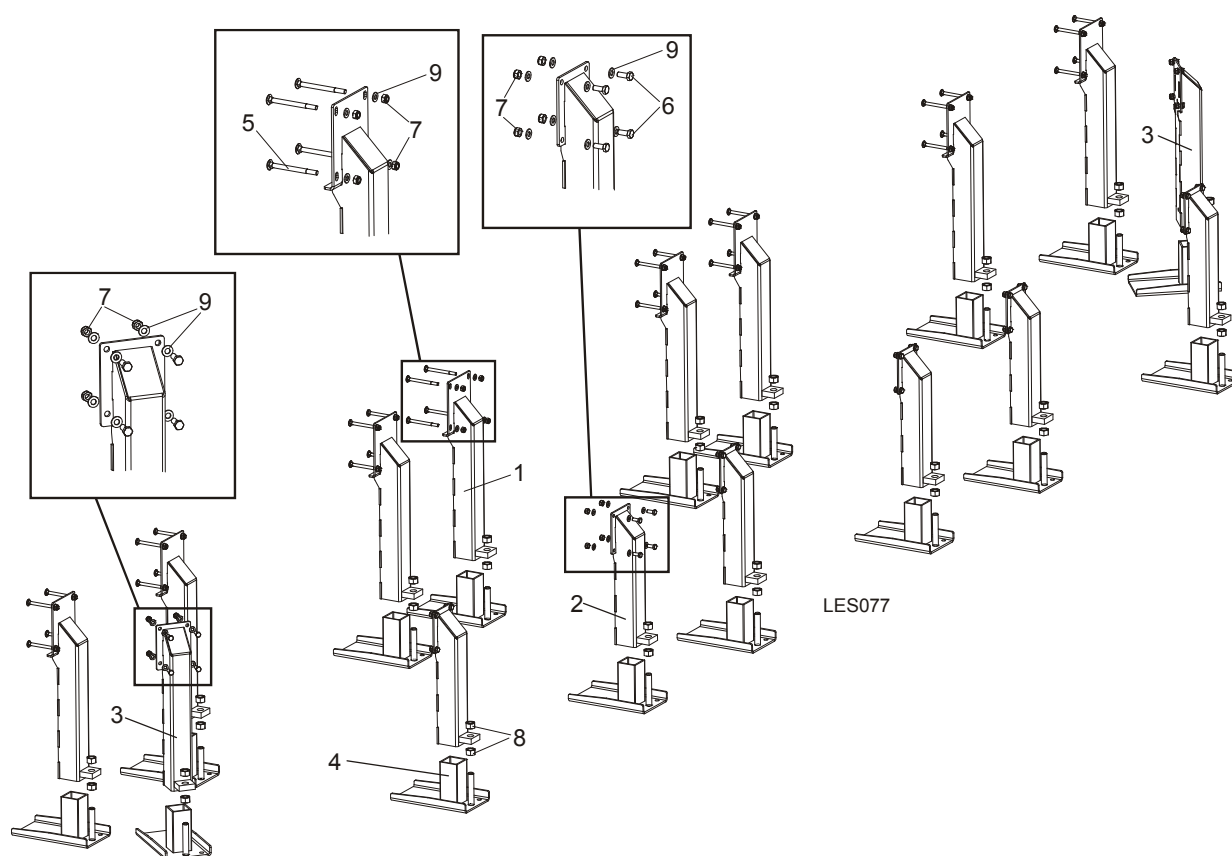
REF	DESCRIPTION (◆ Indicates Parts Available In Assemblies Only)	PART #	QTY.	
	<b>KIT, LES STATIONARY LEG (LT20B2)</b>	500802	1	
	<b>KIT, LES STATIONARY LEG (LT20B3)</b>	100864	1	
1	Leg, LES High	100536-1	5/7	
2	Leg, LES Low	100550-1	6	
3	Leg, LES Side	100868-1	2	
4	Leg, LES High w/Bushing	101186-1	1	
5	Bolt, M10X75-8.8-Fe/Zn5 PN-M/82101	F81003-15	4	
6	Bolt, M10x125-8.8 Hex Head Zinc	F81003-18	8/12	
7	Bolt, M10X120 8.8 Fe/Zn5	F81003-33	24/32	
8	Washer, 10.5 Flat Zinc	F81055-1	52/64	
9	Nut, M10-8-B Hex Nylon Zinc Lock	F81033-1	36/48	

## 8.5 Outrigger Leg Kit



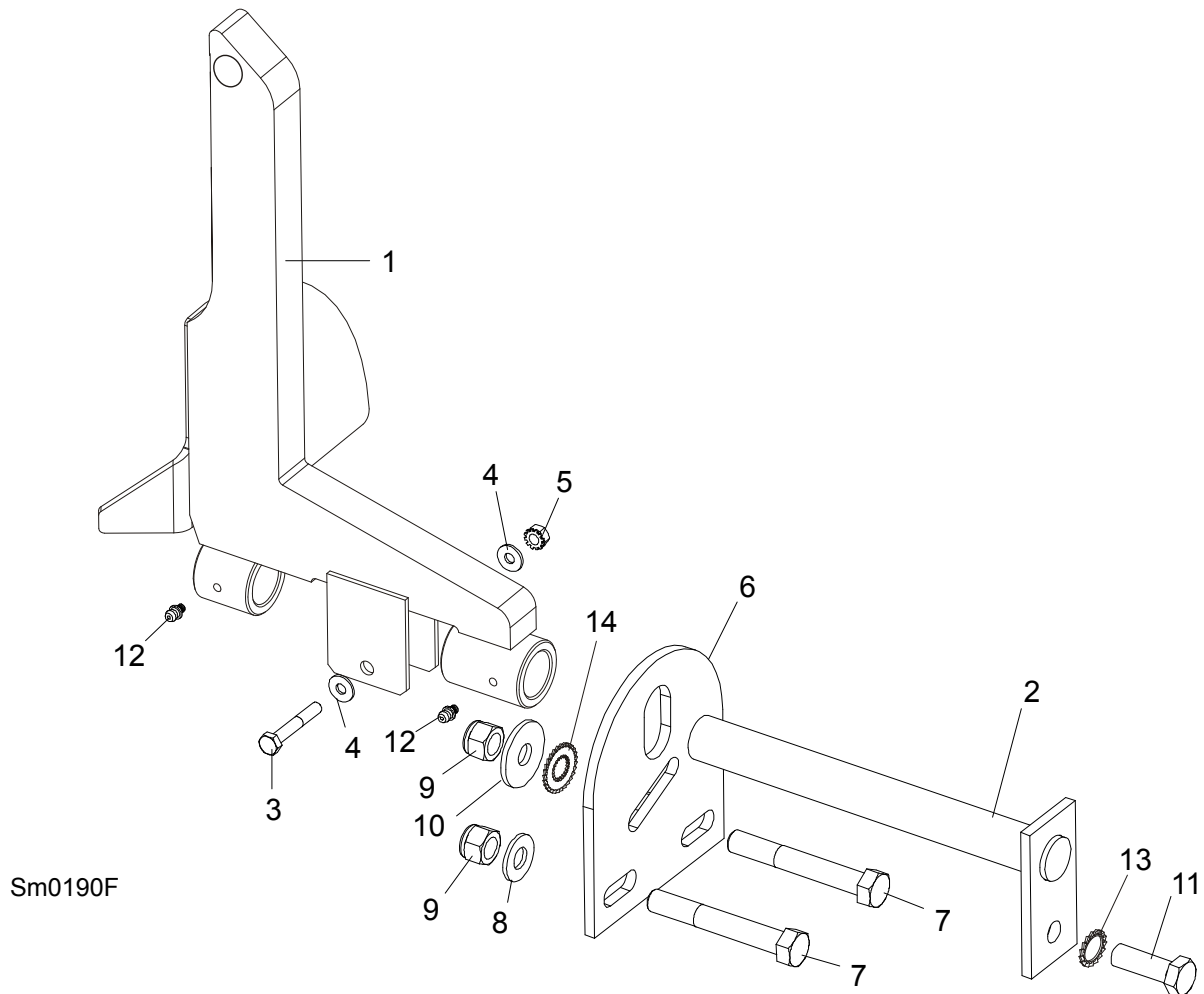
REF	DESCRIPTION (◆ Indicates Parts Available In Assemblies Only)	PART #	QTY.	
	<b>KIT, LES OUTRIGGER LEG (LT20B2)</b>	500803	1	
	<b>KIT, LES OUTRIGGER LEG (LT20B3)</b>	100865	1	
1	Foot, LES Wide	500775-1	6/8	
2	Foot, LES Table Leg	099281-1	6/8	
3	Leg, LES Low	100553-1	4/6	
4	Leg, LES Side	100554-1	2	
5	Leg, LES High	100559-1	6/8	
6	Bolt, M10X75-8.8-Fe/Zn5 PN-M/82101	F81003-15	4	
7	Bolt, M10x125-8.8 Hex Head Zinc	F81003-18	8/12	
8	Bolt, M10X120 8.8 Fe/Zn5	F81003-33	24/32	
9	Washer, 10.5 Flat Zinc	F81055-1	48/64	
10	Nut, M10-8-B Hex Nylon Zinc Lock	F81033-1	40/48	
11	Nut, M16, Hex, Grade 5.8 Plain	F81036-1	32	

### 8.6 Outrigger Leg Kit High - LES B3



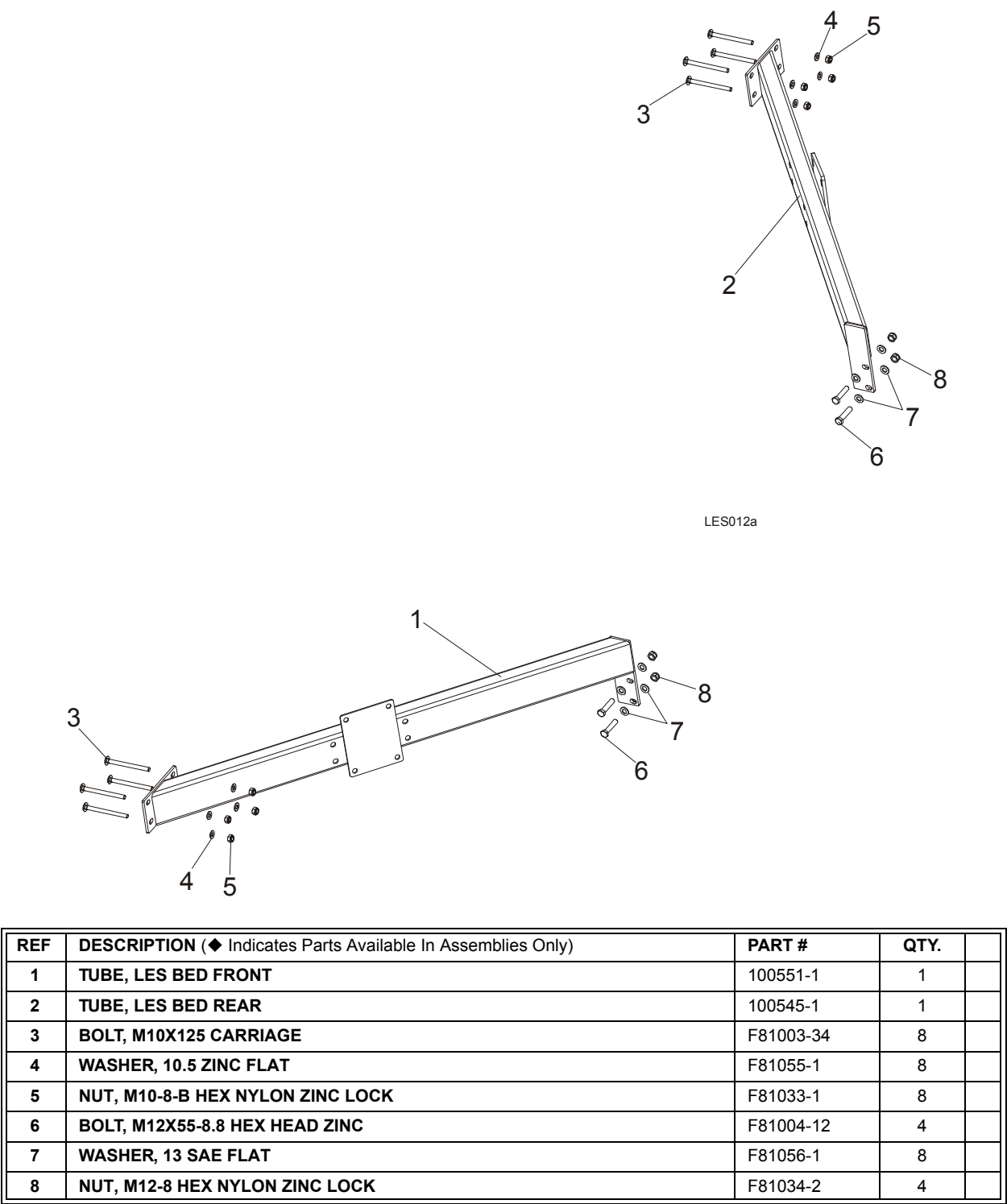
REF	DESCRIPTION (◆ Indicates Parts Available In Assemblies Only)	PART #	QTY.	
	<b>KIT, LES OUTRIGGER LEG HIGH- LES B3</b>	<b>508436</b>	<b>1</b>	
1	Leg, LES High main tube	507620-1	8	
2	Leg, LES Side LT40B/RPA	508435-1	6	
3	Leg, LES Side	507715-1	2	
4	Foot, LES Wide	501084-1	16	
5	Bolt, M10X120 8.8 Fe/Zn5	F81003-33	32	
6	Bolt, M10-1.5x25mm HH Gr8.8	F81003-11	32	
7	Nut, M10-8-B Hex Nylon Zinc Lock	F81033-1	64	
8	NUT, M20-8-Fe/Zn5 PN-86/M-82144	F81037-1	32	
9	Washer, 10.5 Flat Zinc	F81055-1	96	

## 8.7 Log Side Support Assembly



REF	DESCRIPTION (◆ Indicates Parts Available In Assemblies Only)	PART #	QTY.	
	<b>SUPPORT KIT, MANUAL LOG SIDE</b>	<b>092686</b>	<b>1</b>	
	<b>LOG SIDE SUPPORT - LT20B</b>	<b>500960</b>	<b>3</b>	
1	SUPPORT, LOG SIDE W/GUARD	099785-1	1	
2	Pin, Log Side Support Pivot	091549-1	1	
3	Bolt, M8x45 - 8.8 Hex Head Grade 5	F81002-14	1	
4	Washer, 8.4 Flat	F81054-1	2	
5	Nut, M8-8-B Self Locking	F81032-2	1	
6	Plate, Log Side Support End	091591-1	1	
7	Bolt, M12 x 75-8.8 Hex Head	F81004-21	2	
8	Washer, 13 Flat	F81056-1	2	
9	Nut, M12-8 Hex Nylon Lock	F81034-2	3	
10	Washer, 15 Flat Special Zinc-Plated	F81057-3	1	
11	Bolt, M12 x 35-8.8 Hex Head	F81004-24	1	
12	FITTING, 3/16" GREASE	P04107	2	
13	WASHER, SPECIAL BOSART/2S, BN781 M12/13	F81056-16	1	
14	WASHER, SPECIAL BOSART/2S M12/12,3/30,3	F81056-17	1	

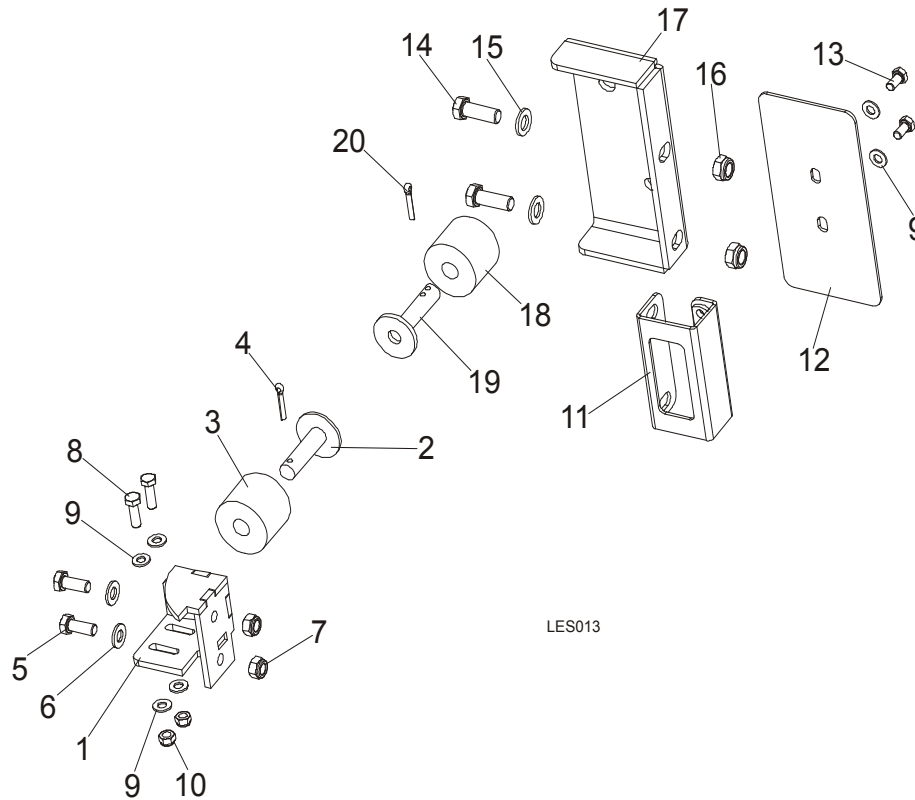
8.8 Tubes, Front & Rear



REF	DESCRIPTION (◆ Indicates Parts Available In Assemblies Only)	PART #	QTY.	
1	TUBE, LES BED FRONT	100551-1	1	
2	TUBE, LES BED REAR	100545-1	1	
3	BOLT, M10X125 CARRIAGE	F81003-34	8	
4	WASHER, 10.5 ZINC FLAT	F81055-1	8	
5	NUT, M10-8-B HEX NYLON ZINC LOCK	F81033-1	8	
6	BOLT, M12X55-8.8 HEX HEAD ZINC	F81004-12	4	
7	WASHER, 13 SAE FLAT	F81056-1	8	
8	NUT, M12-8 HEX NYLON ZINC LOCK	F81034-2	4	



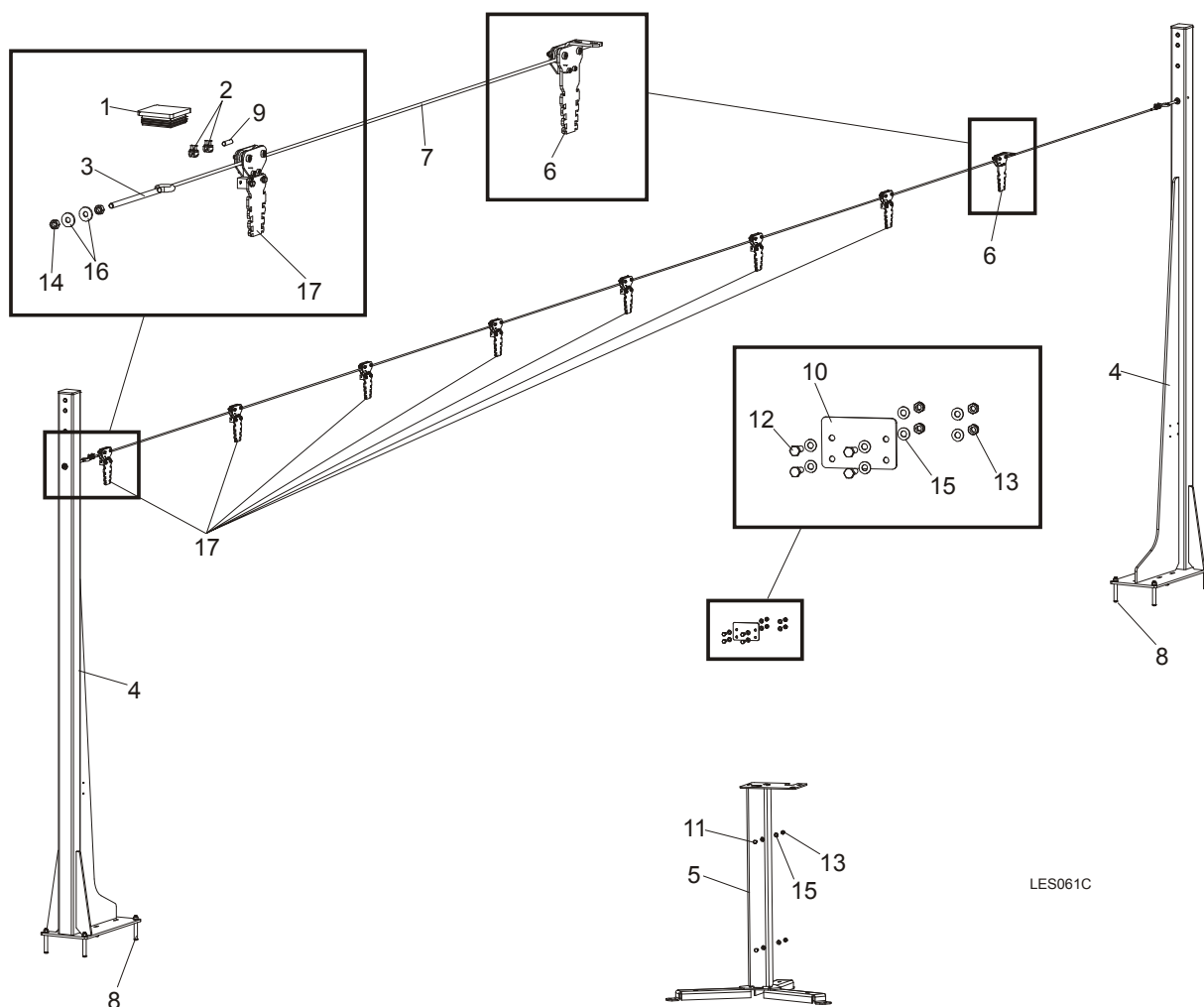
## 8.9 Bumpers



LES013

REF	DESCRIPTION (◆ Indicates Parts Available In Assemblies Only)	PART #	QTY.
1	MOUNT WELDMENT, FRONT CARRIAGE STOP	089712-1	1
2	MOUNT WELDMENT, CARRIAGE STOP PTD	086182-1	1
3	BUSHING, 11/16x2 1/8x1 3/4 RUBBER	P12165	1
4	PIN, 3/16 X 1 COTTER	F05012-21	1
5	BOLT, M10X25-8.8-FE/ZN5	F81003-11	2
6	WASHER, 10.5 ZINC FLAT	F81055-1	2
7	NUT, M10-8-B HEX NYLON ZINC LOCK	F81033-1	2
8	BOLT, M8x25-8.8-B HEX HEAD FULL THREAD ZINC	F81002-5	2
9	WASHER, 8.4 FLAT ZINC	F81054-1	2
10	NUT, M8-8-B HEX NYLON ZINC LOCK	F81032-2	2
11	BRACKET WELDMENT, REAR MAIN TUBE COVER PT	087105-1	1
12	COVER, MAIN TUBE REAR	015023	1
13	BOLT, M8x16-8.8-B HEX HEAD FULL THREAD ZINC	F81002-20	2
14	BOLT, M12 X 35-8.8-FE/ZN5 HEX HEAD FULL	F81004-24	2
15	WASHER, 13 SAE FLAT	F81056-1	2
16	NUT, M12-8 HEX NYLON ZINC LOCK	F81034-2	2
	BUMPER, REAR COMPLETE	091828	1
17	BRACKET, BUMPER REAR	091829-1	1
18	BUSHING, 11/16X2 1/8X1 3/4 RUBBER	P12165	1
19	STOP, (PTD) CARRIAGE	W09293	1
20	PIN, 3/16 X 1 COTTER	F05012-21	1

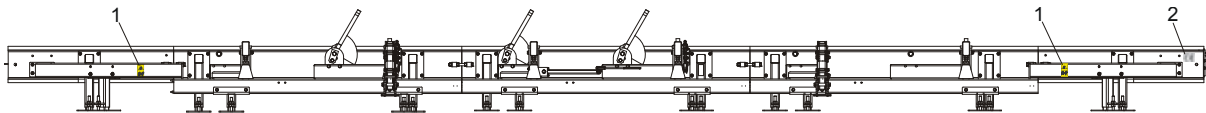
## 8.10 Remote Equipment Option



REF	DESCRIPTION (◆ Indicates Parts Available In Assemblies Only)	PART #	QTY.	
	<b>EQUIPMENT, LT20B REMOTE COMPLETE</b>	501649	1	
1	CAP, EDGER FRAME	089644	2	
2	CLAMP, LT20 STRING	091614	4	
3	TENSIONER, ZINC-PLATED	500846-1	2	
4	COLUMN, LT20B LINE GUIDE	503600-1	2	
5	STAND, LT20B CONTROL BOX	501651-1	1	
6	PULLEY, STATIONARY	504264	1	
7	CABLE, 6MM (11,5 M) STEEL	504279	1	
8	PIN, LT 16X120	501877	8	
9	POINTER, 6MM STEEL CABLE	504280-1	2	
10	CAP, LT20B REMOTE CONTROL BOX	501879-1	1	
11	BOLT,M8X20-5.8 HEX HEAD FULL THREAD ZINC	F81002-1	2	
12	BOLT, M8x25-8.8-B HEX HEAD FULL THREAD ZINC	F81002-5	4	

13	NUT, M8-8-B HEX NYLON ZINC LOCK	F81032-2	6	
14	NUT, M10-8-B-FE	F81033-3	4	
15	WASHER, 8.4 FLAT ZINC	F81054-1	12	
16	WASHER, 10.5 ZINC FLAT SPECIAL	F81055-6	4	
17	PULLEY	504114	7	

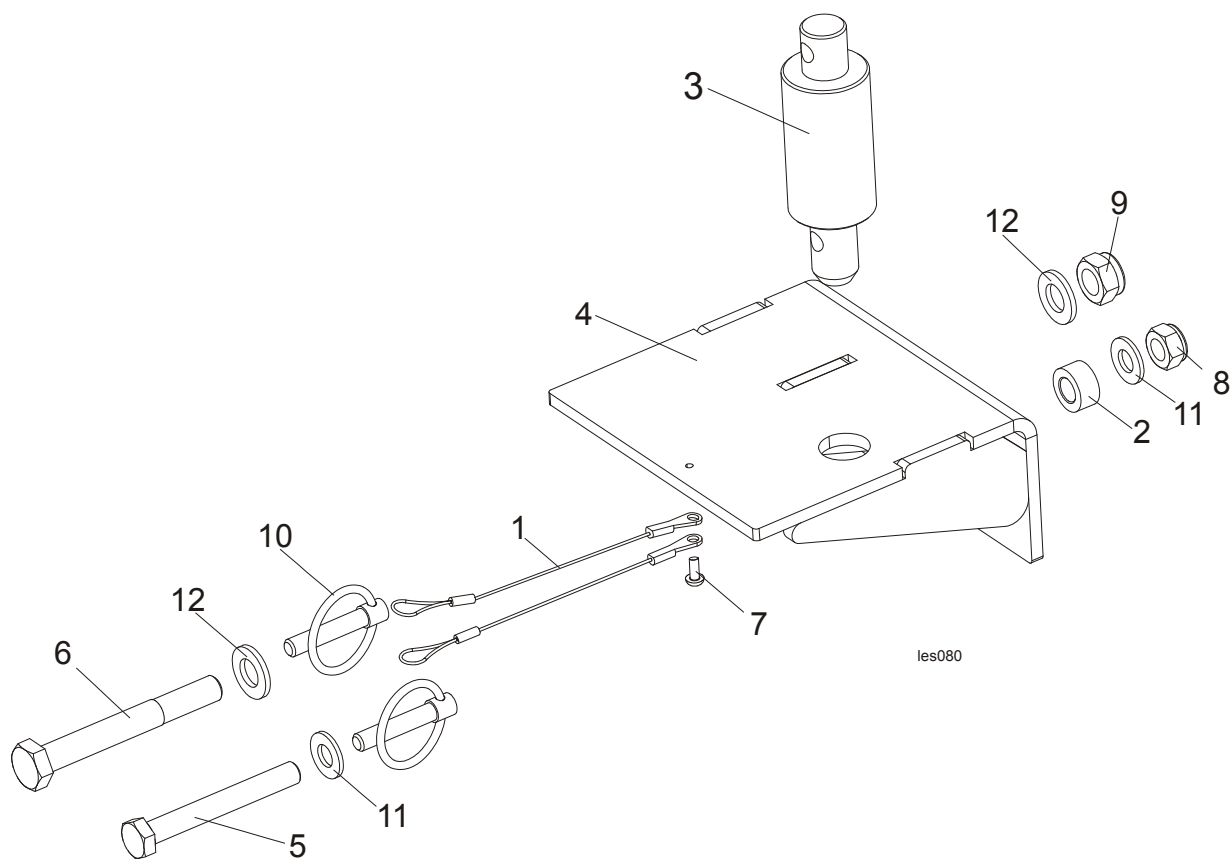
## 8.11 Bed Frame Decals



LES014

REF	DESCRIPTION (◆ Indicates Parts Available In Assemblies Only)	PART #	QTY.	
	<b>PICTOGRAPHIC DECAL KIT, LES</b>	101215	1	
	PICTOGRAPHIC DECAL KIT, LT20AC <a href="#">See Section 4.5</a>	099509	1	
1	DECAL, KEEP AWAY DANGER, PICTOGRAM	099221	2	
2	DECAL, CE CERTIFIED SAWMILL SMALL	P85070	1	

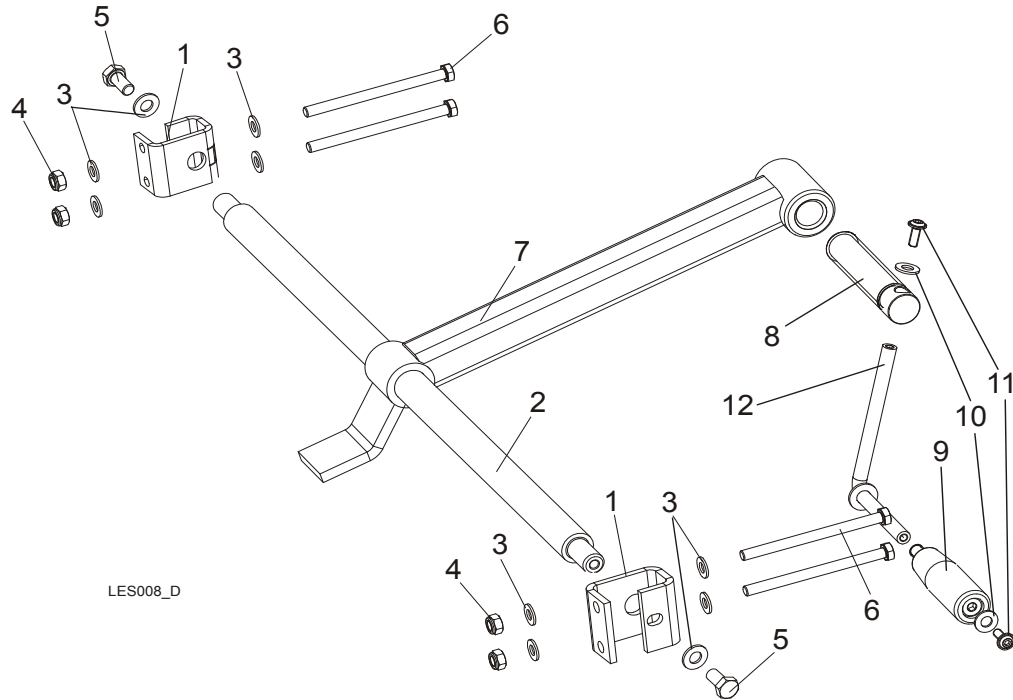
## 8.12 Saw Head Transportation Holder LT70B.



REF	DESCRIPTION (◆ Indicates Parts Available In Assemblies Only)	PART #	QTY.	
	<b>HOLDER, SAW HEAD TRANSPORTATION LT70B-COMPLETE</b>	509277	1	
1	LANYARD, 3/64x6	016030	2	
2	BUSHING, SPACER ZINC-PLATED	090936-1	1	
3	PIN, SAW HEAD REST LT20 PTD.	097935-1	1	
4	HOLDER, TRANSPORTATION LT70B WLDMT/PTD	509278-1	1	
5	BOLT, HEX HEAD M10x80-8.8-ZINC	F81003-50	1	
6	BOLT, M12X95 8.8 HEX HEAD ZINC	F81004-29	1	
7	SCREW, M4X12-5.8-B-CROSS RECESSED PAN HEAD ZINC	F81011-43	1	
8	NUT, M10 HEX NYLON ZINC LOCK	F81033-1	1	
9	NUT, M12 8 HEX NYLON ZINC LOCK	F81034-2	1	
10	PIN, 8 BN914 (Bossard 1364650) LOCK	F81046-2	2	
11	WASHER, 10,5 FLAT ZINC	F81055-1	2	
12	WASHER, 13MM FLAT ZINC	F81056-1	2	

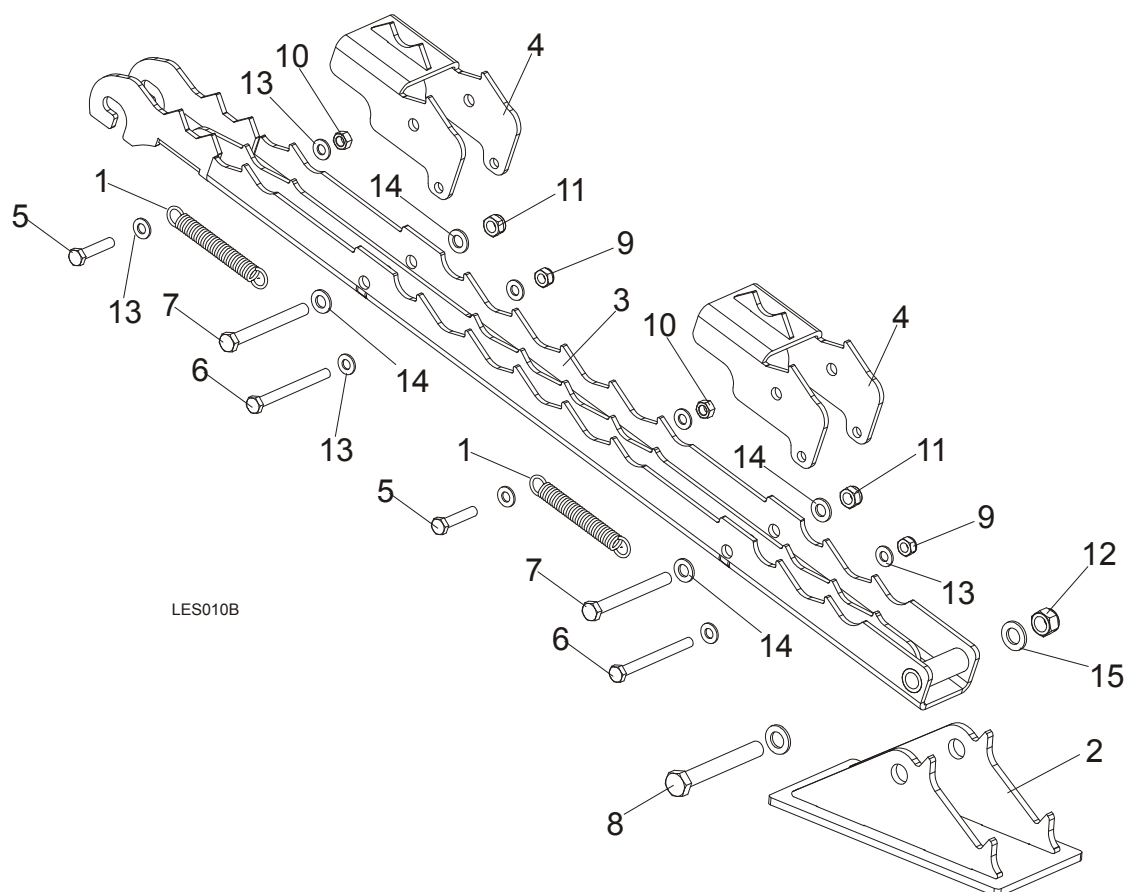
## SECTION 9 LOG CLAMP, LOADING RAMP & TOE BOARD

### 9.1 Log Clamp LES



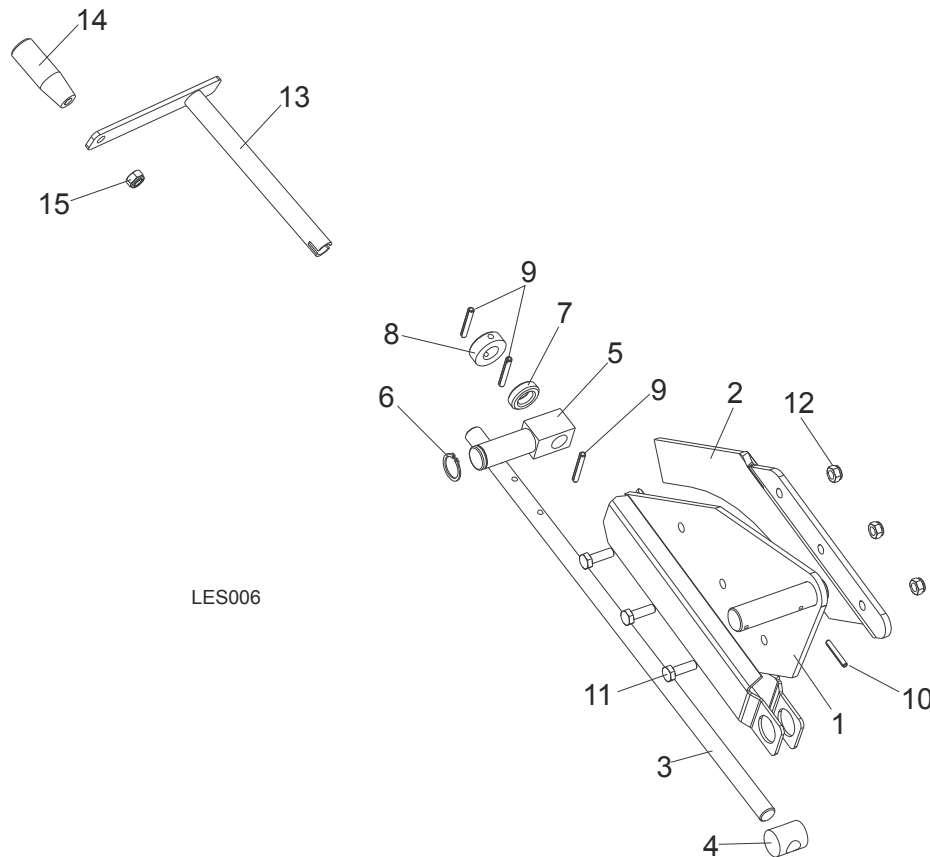
REF	DESCRIPTION (◆ Indicates Parts Available In Assemblies Only)	PART #	QTY.	
	<b>CLAMP-LES</b>	<b>510230</b>	<b>1</b>	
1	BRACKET LOG CLAMP MOUNT - ZINC	500338-1	2	
2	ROD MAIN CLAMP	100643	1	
3	WASHER, 10.5 FLAT ZINC	F81055-1	10	
4	NUT, M10-8-B HEX NYLON ZINC LOCK	F81033-1	4	
5	BOLT, M10X20MM,HEX HEAD,GR 5.8 ZINC	F81003-1	2	
6	BOLT, M10 X 80 -8.8- FE/ZN5 HEX HEAD	F81003-50	4	
7	CLAMP ARM	508453-1	1	
	<b>CLAMP BOLT COMPLETE</b>	<b>507563</b>	<b>1</b>	
8	CLAMP BOLT	507463	1	
9	KNOB, PLASTIC CRANK HANDLE	086338	1	
10	WASHER, 8.4 FLAT ZINC	F81054-1	2	
11	BOLT, M6x16 BN 11252 "BOSSARD"	F81001-24	2	
12	CRANK CLAMP BOLT WELDED/PAINTED	510210-1	1	

## 9.2 Loading Ramp



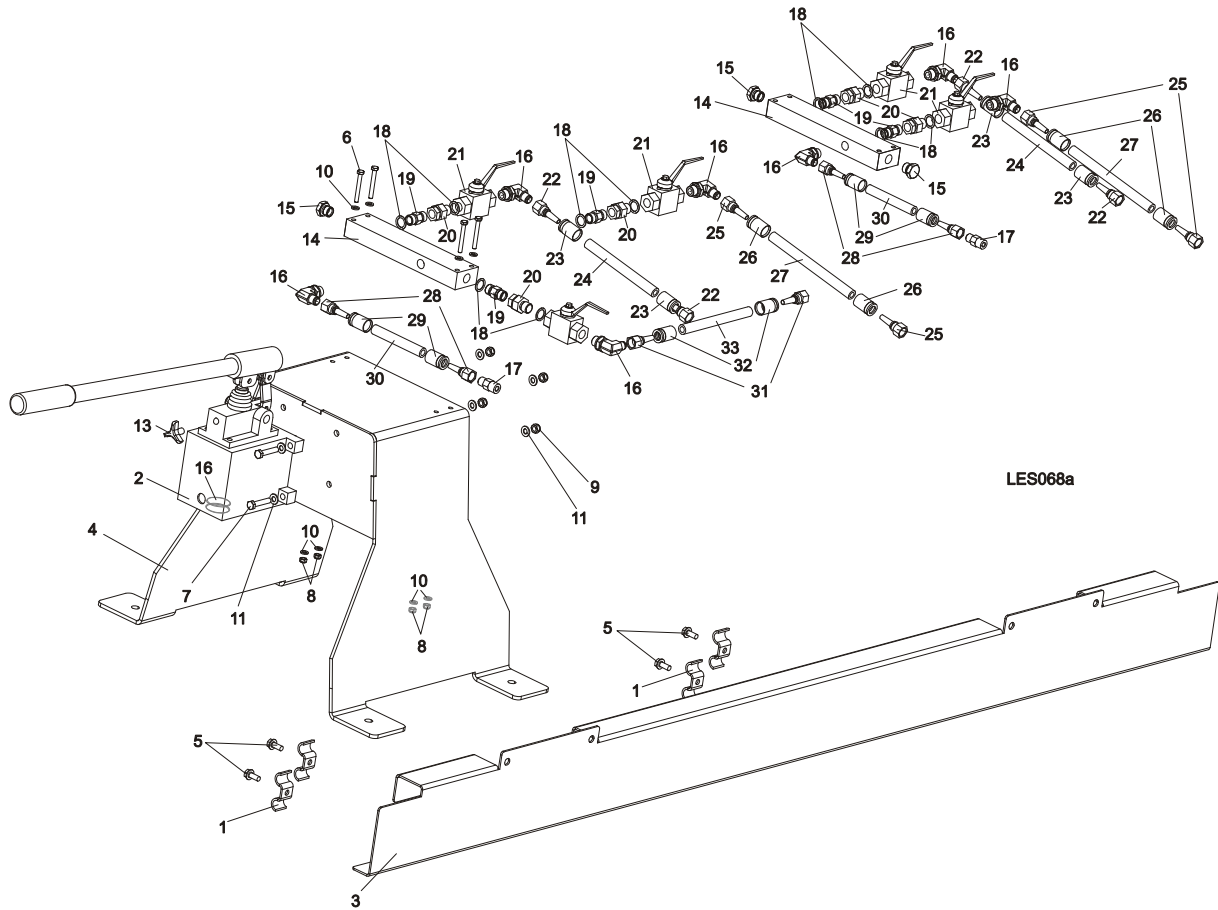
REF	DESCRIPTION (◆ Indicates Parts Available In Assemblies Only)	PART #	QTY.
	<b>LOADING RAMP, LES</b>	500795	1
1	Spring, $\phi 1.9 \times \phi 14.2 \times 104$	091865	2
2	Foot, LES Loading Ramp	500788-1	1
3	Loading Ramp, LES	500790-1	1
4	Plate, LES Log w/Teeth	500799-1	2
5	Bolt, M10X50mm, Hex Head Full Thrd Zinc	F81003-4	2
6	Bolt, M10x110 8.8 Hex Head Zinc	F81003-43	2
7	Bolt, M12X115-8.8-FE/ZN5 PN-M/82101	F81004-33	2
8	Bolt, ISO 24014 M16 X 120 .8.8 A2E	F81006-25	1
9	Nut, M10-8-B Hex Nylon Zinc Lock	F81033-1	2
10	Nut, M10-8-B-Fe	F81033-3	2
11	Nut, M12-8 Hex Nylon Zinc Lock	F81034-2	2
12	Nut, M16 Hex Nylon Zinc Lock	F81036-2	1
13	Washer, 10.5 Zinc Flat	F81055-1	8
14	Washer, 13 Flat Zinc	F81056-1	4
15	Washer, 17 Flat Zinc	F81058-1	2

### 9.3 Manual Toe Board



REF	DESCRIPTION (◆ Indicates Parts Available In Assemblies Only)	PART #	QTY.	
	<b>TOE BOARD KIT, MANUAL REAR</b>	094928	2	
1	Plate Weldment, Manual Toe Board Rear	094926-1	1	
2	Extension, Manual Toe Board Plate (II)	095202-1	1	
3	Shaft, Manual Toe Board	090344-1	2	
4	Nut, Special Threaded	090017	2	
5	Pivot, Manual Toe Board Shaft (I)	094931-1	2	
6	Ring, Z 22 Outside Retaining	F81090-24	2	
7	Bearing, 5/8" Thrust	P04214	2	
8	Collar, 16	F81039-6	2	
9	Pin, 5x35-N-C PN-EN ISO 8752 Roll	F81044-9	6	
10	Pin, 4x30 Zinc Roll	F81044-7	2	
11	Bolt, M8 x 25-8.8-B Hex Head Full Thread Zinc	F81002-5	6	
12	Nut, M8-8-B Hex Nylon Zinc Lock	F81032-2	6	
	<b>CRANK ASSEMBLY, MANUAL TOE BOARD</b>	500600	1	
13	Crank, Manual Toe Board	500599-1	1	
14	Knob, Plastic Crank Handle	086338	1	
15	Nut, M10-8-B Nylon Hex Zinc Lock	F81033-1	1	

## 9.4 H1/H2/H3 Control Assemblies - Options



REF	DESCRIPTION (◆ Indicates Parts Available In Assemblies Only)	PART #	QTY.	
	<b>H1 CONTROL ASSEMBLY-LES</b>	504360	1	
1	CLAMP, 3/8" HOSE	016041	8	
2	PUMP, PMS12/TNK1 HAND W/RELIEF VALVE	505630	1	
3	CHANNEL, HYDRAULIC HOSE GUIDE	502419-1	3	
4	BRACKET, PUMP & VALVE MOUNT	502543-1	1	
5	SCREW, 5/16-18 x 3/4 SELF-TAPPING	F05015-30	8	
6	BOLT, M6x50-8.8 HEX HEAD ZINC	F81001-62	4	
7	BOLT, M8x40-8.8 HEX HEAD FULL THREAD ZINC	F81002-15	4	
8	NUT, M6-8-B HEX NYLON ZINC LOCK	F81031-2	4	
9	NUT, M8-8-B HEX NYLON ZINC LOCK	F81032-2	4	
10	WASHER, 6.4 FLAT ZINC	F81053-1	8	
11	WASHER, 8.4 FLAT ZINC	F81054-1	8	
12	MAGNET, MW.38x12/N38 NEODYMIUM	500022	1	
13	VALVE, LES HAND PUMP RELIEF - COMPLETE	083712	1	
14	BLOCK, 4-WAY HYDRAULIC VALVE	502540-1	1	
15	CAP, 3/8 BSPP (G3/8)	502544	2	
	VALVE, H1 LES HYDRAULIC	504361	1	



# Log Clamp, Loading Ramp & Toe Board

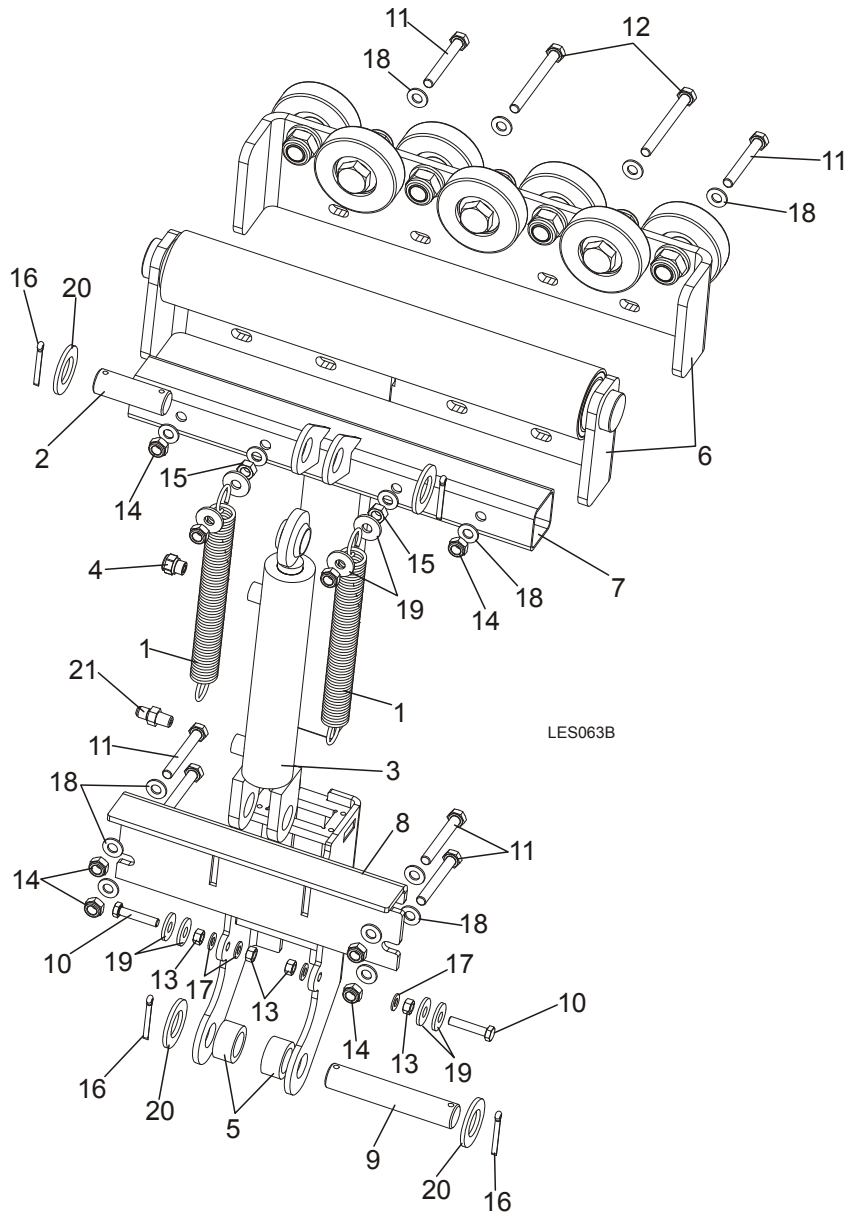
H1/H2/H3 Control Assemblies - Options



16	FITTING, 3/8" BSP-9/16" JIC ELBOW	096335	3	
17	FITTING, G3/8-9/16-18JIC HAND PUMP	091842	1	
18	WASHING, 16x22 SEALING COPPER	502420	4	
19	FITTING, 3/8 BSP GZ STRAIGHT	503617	2	
20	FITTING, 3/8" BSP-GZ/GW 600 106 06 REDUCER	503616	2	
21	VALVE, 3/8 " G BALL	502056	2	
	PHD 2T3/8X4.200 W9/16UNF-W9/16UNF	502413	1	
22	FITTING, JIC 9/16-18	085900	2	
23	CRIMP SOCKET, 3/8" HYDRAULIC HOSE	085901	2	
24	HOSE, 3/8" (C/S-20MPa)P/N8106-6-06 HYDRAULIC	R02132	(4.2m)	
	PHD 2T3/8X4.200 W9/16UNF-W9/16UNF	502414	1	
25	FITTING, JIC 9/16-18	085900	2	
26	CRIMP SOCKET, 3/8" HYDRAULIC HOSE	085901	2	
27	HOSE, 3/8" (C/S-20MPa)P/N8106-6-06 HYDRAULIC	R02132	(7.2m)	
	PHD 2T3/8X4.200 W9/16UNF-W9/16UNF	502416	1	
28	FITTING, JIC 9/16-18	085900	2	
29	CRIMP SOCKET, 3/8" HYDRAULIC HOSE	085901	2	
30	HOSE, 3/8" (C/S-20MPa)P/N8106-6-06 HYDRAULIC	R02132	(0.58m)	
	<b>H2/H3-LES CONTROL ASSEMBLY</b>	502055	1	
1	CLAMP, 3/8" HOSE	016041	8	
2	PUMP, PMS12/TNK1 HAND W/RELIEF VALVE	505630	1	
3	CHANNEL, HYDRAULIC HOSE GUIDE	502419-1	3	
4	BRACKET, PUMP & VALVE MOUNT	502543-1	1	
5	SCREW, 5/16-18 x 3/4 SELF-TAPPING	F05015-30	8	
6	BOLT, M6x50-8.8 HEX HEAD ZINC	F81001-62	4	
7	BOLT, M8x40-8.8 HEX HEAD FULL THREAD ZINC	F81002-15	4	
8	NUT, M6-8-B HEX NYLON ZINC LOCK	F81031-2	4	
9	NUT, M8-8-B HEX NYLON ZINC LOCK	F81032-2	4	
10	WASHER, 6.4 FLAT ZINC	F81053-1	8	
11	WASHER, 8.4 FLAT ZINC	F81054-1	8	
12	MAGNET, MW.38x12/N38 NEODYMIUM	500022	1	
13	VALVE, LES HAND PUMP RELIEF - COMPLETE	083712	1	
14	BLOCK, 4-WAY HYDRAULIC VALVE	502540-1	1	
15	CAP, 3/8 BSPP (G3/8)	502544	1	
	VALVE, H2/3-LES HYDRAULIC	502040	1	
16	FITTING, 3/8" BSP-9/16" JIC ELBOW	096335	4	
17	FITTING, G3/8-9/16-18JIC HAND PUMP	091842	1	
18	WASHER, 16x22 SEALING COPPER	502420	6	
19	FITTING, 3/8 BSP GZ STRAIGHT	503617	3	
20	FITTING, 3/8" BSP-GZ/GW 600 106 06 REDUCER	503616	3	
21	VALVE, 3/8 " G BALL	502056	3	
	PHD 2T3/8X4.200 W9/16UNF-W9/16UNF	502413	1	
22	FITTING, JIC 9/16-18	085900	2	
23	CRIMP SOCKET, 3/8" HYDRAULIC HOSE	085901	2	
24	HOSE, 3/8" (C/S-20MPa)P/N8106-6-06 HYDRAULIC	R02132	(4.2m)	
	PHD 2T3/8X4.200 W9/16UNF-W9/16UNF	502414	1	

<b>25</b>	FITTING, JIC 9/16-18	085900	2	
<b>26</b>	CRIMP SOCKET, 3/8" HYDRAULIC HOSE	085901	2	
<b>27</b>	HOSE, 3/8" (C/S-20MPa)P/N8106-6-06 HYDRAULIC	R02132	(7.2m)	
	PHD 2T3/8X4.200 W9/16UNF-W9/16UNF	502416	1	
<b>28</b>	FITTING, JIC 9/16-18	085900	2	
<b>29</b>	CRIMP SOCKET, 3/8" HYDRAULIC HOSE	085901	2	
<b>30</b>	HOSE, 3/8" (C/S-20MPa)P/N8106-6-06 HYDRAULIC	R02132	(0.58m)	
	PHD 2T3/8X4.200 W9/16UNF-W9/16UNF	092357	1	
<b>31</b>	FITTING, JIC 9/16-18	085900	2	
<b>32</b>	CRIMP SOCKET, 3/8" HYDRAULIC HOSE	085901	2	
<b>33</b>	HOSE, 3/8" (C/S-20MPa)P/N8106-6-06 HYDRAULIC	R02132	(6.25m)	

### 9.5 Toe Board Roller Option



REF	DESCRIPTION (◆ Indicates Parts Available In Assemblies Only)	PART #	QTY.	
	<b>KIT, ROLLER TOE BOARD</b>	502110	1	
1	SPRING, 1 1/16x8x.135 DIA	015718	2	
2	PIN, 25X75 ZINC-PLATED	088659-1	1	
3	CYLINDER, CJ-S170-16-40/25/152 HYDRAULIC	088681	1	
4	AIR VENT VALVE 2901-14-17	090794	1	
5	BUSHING, 38/25.4-19.6	505514-1	2	
6	BRACKET, HYDRAULIC TOE BOARD - FRONT	502050-1	1	
	RETROFIT KIT, ROLLER TURNER OPTION	504893-S	1	



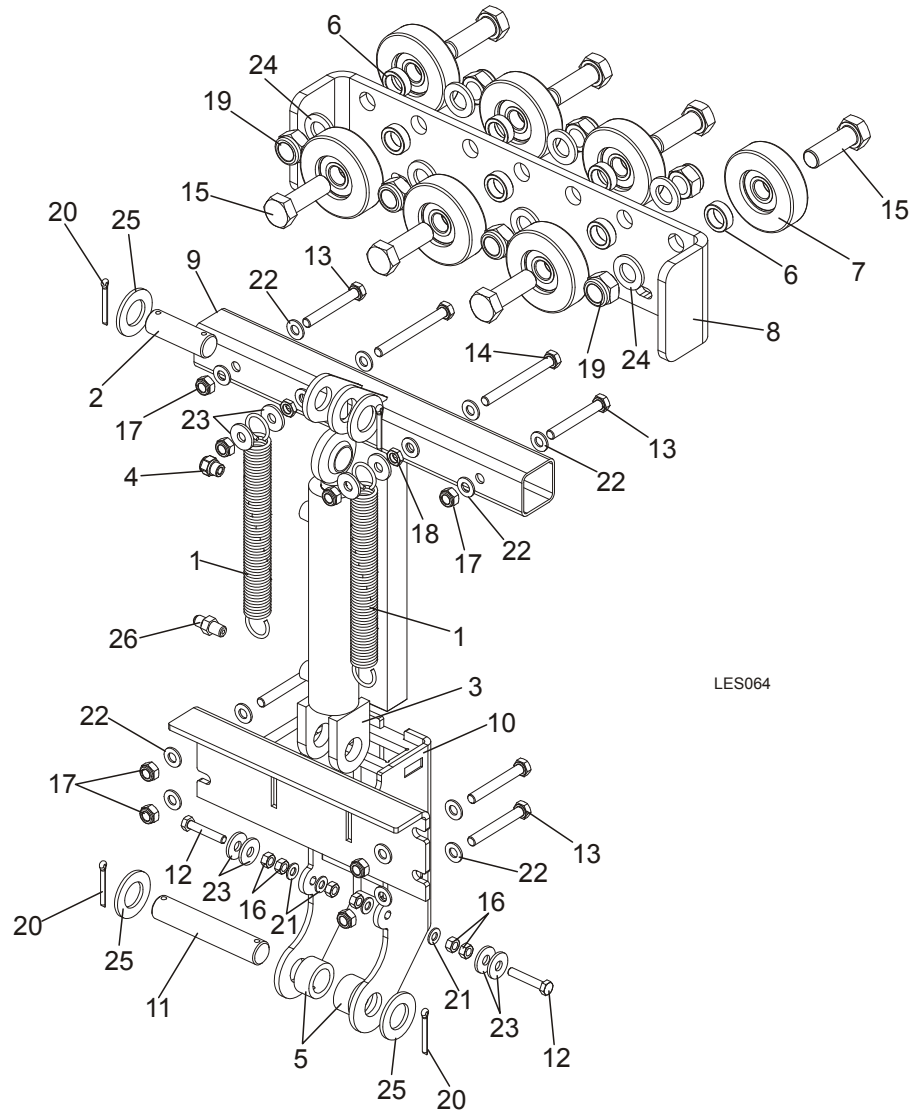
## Log Clamp, Loading Ramp & Toe Board

### *Toe Board Roller Option*

---

7	LINE FEED PART, TOE BOARD	502104-1	1	
8	GUIDE, TOE BOARD ROLLER	502105-1	1	
9	PIN, 25 x 140	502109-1	1	
10	BOLT, M8 X 45 - 8.8 Fe/Zn5, PN-M/82105	F81002-14	2	
11	BOLT, M10x75-8.8-Fe/Zn5 PN-M/82101	F81003-15	6	
12	BOLT, M10x100-8.8 FE/ZN PN-M/82105	F81003-91	2	
13	NUT, M8 HEXAGON, GRADE 5.8 FREE ZINC	F81032-1	6	
14	NUT, M10-8-B HEX NYLON ZINC LOCK	F81033-1	8	
15	NUT, M10-8-B-FE	F81033-3	2	
16	PIN, 5 X 40 COTTER	F81043-31	4	
17	WASHER, 8.4 FLAT ZINC	F81054-1	4	
18	WASHER, 10.5 FLAT ZINC	F81055-1	16	
19	WASHER, 10.5 ZINC FLAT SPECIAL	F81055-6	8	
20	WASHER 28 FE/ZN5	F81061-1	4	
21	FITTING, 3/8JIC-1/4NPT STR	015560	1	

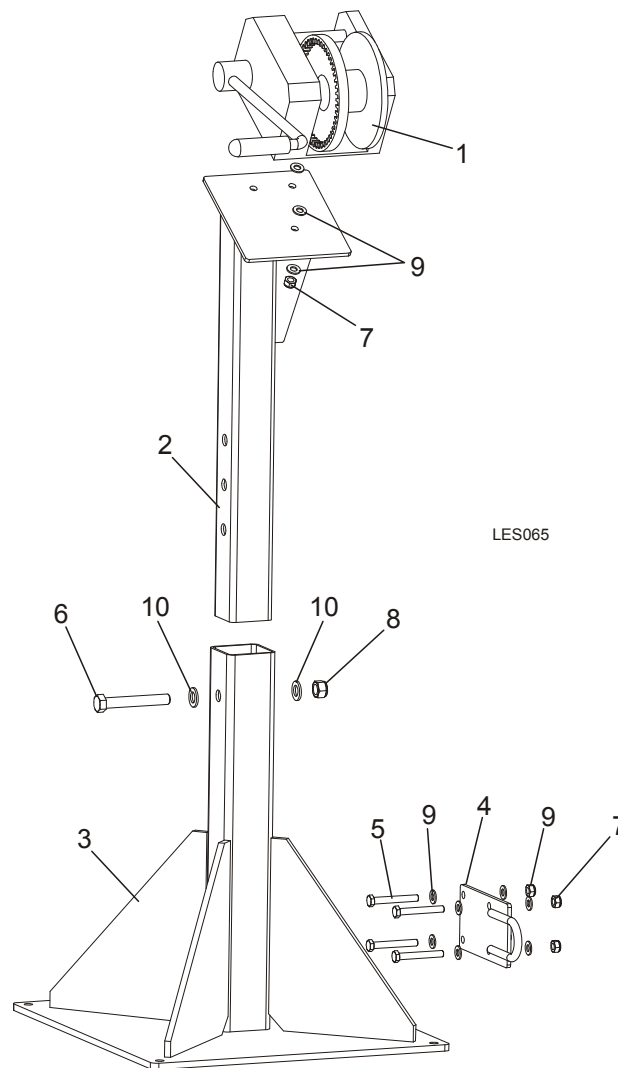
### 9.6 Roller Turner Option



REF	DESCRIPTION (◆ Indicates Parts Available In Assemblies Only)	PART #	QTY.	
	<b>KIT, ROLLER TURNER</b>	502309	1	
1	SPRING, 1 1/16x8x.135 DIA	015718	2	
2	PIN, 25X75 ZINC-PLATED	088659-1	1	
3	CYLINDER, CJ-S170-16-40/25/152 HYDRAULIC	088681	1	
4	AIR VENT VALVE 2901-14-17	090794	1	
5	BUSHING, 38/25.4-19.6	505514-1	2	
6	BUSHING, 21X30X10 SPACER ZINC	099351-1	7	
7	ROLLER, RP-90, 6304 POLYURETHANE	099689	7	
8	PLATE, TOE BOARD ROLLER MAIN	502037-1	1	
9	LINE FEED PART, TOE BOARD	502104-1	1	
10	GUIDE, TOE BOARD ROLLER	502105-1	1	

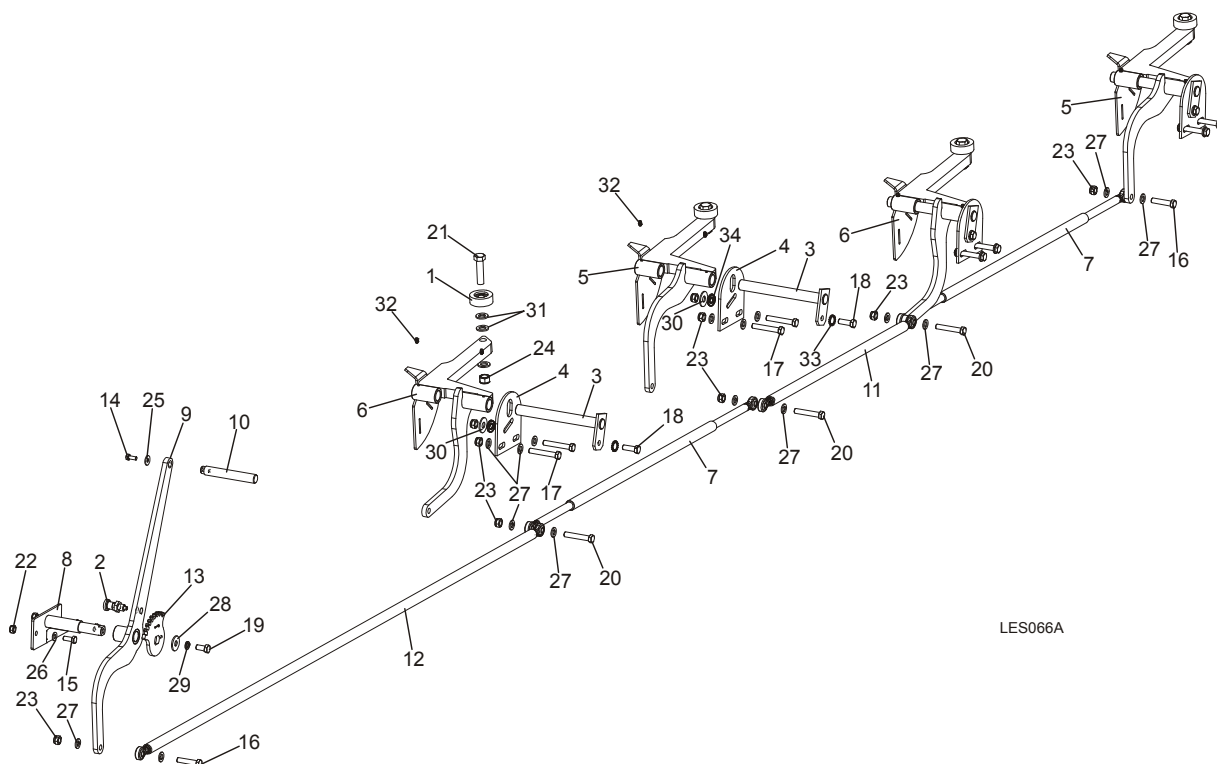
11	PIN, 25 x 140	502109-1	1	
12	BOLT, M8x45-8.8 Fe/Zn5 PN-M/82105	F81002-14	2	
13	BOLT, M10X75-8.8 FE/ZN5 PN-M/82101	F81003-15	6	
14	BOLT, M10x100-8.8 FE/ZN PN-M/82105	F81003-91	2	
15	BOLT, M20X60-8.8-FE/ZN5 PN-85/M-82101	F81007-7	7	
16	NUT, M8 HEXAGON, GRADE 5.8 FREE ZINC	F81032-1	4	
17	NUT, M10-8-B HEX NYLON ZINC LOCK	F81033-1	8	
18	NUT, M10-8-B-FE	F81033-3	2	
19	NUT, M20-6 HEX	F81037-2	7	
20	PIN, 5 X 40 COTTER	F81043-31	4	
21	WASHER, 8.4 FLAT ZINC	F81054-1	4	
22	WASHER, 10.5 FLAT ZINC	F81055-1	16	
23	WASHER, 10.5 ZINC FLAT SPECIAL	F81055-6	8	
24	WASHER, M20 FLAT ZINC	F81059-2	7	
25	WASHER 28 FE/ZN5	F81061-1	4	
26	FITTING, 3/8JIC-1/4NPT STR	015560	1	

## 9.7 Winch Option



REF	DESCRIPTION (◆ Indicates Parts Available In Assemblies Only)	PART #	QTY.	
	<b>KIT, WINCH</b>	501341	1	
1	WINCH, AL-KO TYPE 901	096453	1	
2	TUBE, VERTICAL OUTRIGGER	501128-1	1	
3	BASE WDMT, WINCH	502068-1	1	
4	UCHWYT LINKI	502418-1	1	
5	BOLT, M10x75-8.8-Fe/Zn5 PN-M/82101	F81003-15	4	
6	BOLT, M16x110-8.8-Fe/Zn5 PN-M/82101	F81006-24	1	
7	NUT, M10-8-B HEX NYLON ZINC LOCK	F81033-1	7	
8	NUT, M16,HEX, NYLON ZINC LOCK	F81036-2	1	
9	WASHER, 10.5 FLAT ZINC	F81055-1	14	
10	WASHER, 17 FLAT ZINC	F81058-1	2	

## 9.8 Log Side Supports w/Lever Option



REF	DESCRIPTION (◆ Indicates Parts Available In Assemblies Only)	PART #	QTY.	
	<b>KIT, LOG SIDE SUPPORTS W/LEVER</b>	<b>503672</b>	<b>1</b>	
1	ROLLER ASSY, SIDE SUPPORT	015014	4	
2	PIN, DETENT	090197	1	
3	PIN, SIDE SUPPORT ZINC-PLATED	091549-1	4	
4	PLATE, LOG SIDE SUPPORT MOUNT PTD	091591-1	4	
5	SIDE SUPPORT, W/COVER 1	502955-1	2	
6	SIDE SUPPORT, W/COVER 2	502958-1	2	
7	STRING, EXTREME COMPLETE	502961	2	
8	AXIS, COMPLETE	502966-1	1	
9	LEVER	502977-1	1	
10	KNOB, LEVER	502979	1	
11	STRING, MIDDLE COMPLETE	502980	1	
12	STRING, LEVER COMPLETE	502981	1	
13	BLOCK, SIDE SUPPORT LEVER	502982-1	1	
14	BOLT,M8X20-5.8 HEX HEAD FULL THREAD ZINC	F81002-1	1	
15	BOLT, M10X25-8.8-FE/ZN5	F81003-11	2	
16	BOLT, M12X55-8.8 HEX HEAD ZINC	F81004-12	2	
17	BOLT, M12 X 75-8.8 ZINC	F81004-21	8	
18	BOLT, M12 X 35-8.8-FE/ZN5 HEX HEAD FULL	F81004-24	4	
19	SCREW, M12X25-8.8-FE/ZN5 PN-M/82105	F81004-31	1	
20	BOLT, M12x70 8.8 Fe/Zn5 HEX HEAD	F81004-39	3	



21	BOLT, M16x65-8.8 HEX HEAD FULL THREAD ZINC	F81006-1	4	
22	NUT, M10-8-B HEX NYLON ZINC LOCK	F81033-1	2	
23	NUT, M12-8 HEX NYLON ZINC LOCK	F81034-2	17	
24	NUT, M16,HEX, NYLON ZINC LOCK	F81036-2	4	
25	WASHER, 8.5 FLAT, ZINC SPECIAL	F81054-11	1	
26	WASHER, 10.5 FLAT ZINC	F81055-1	2	
27	WASHER, M12 , FLAT, ZINC	F81056-1	26	
28	WASHER, 13 FLAT, ZINC SPECIAL	F81056-14	1	
29	WASHER, Z12.2 SPLIT LOCK ZINC	F81056-2	1	
30	WASHER, 15 FLAT SPECIAL ZINC-PLATED	F81057-3	1	
31	WASHER, 17 FLAT ZINC	F81058-1	12	
32	FITTING, 3/16X3/16 STRAIGHT GREASE	P04107	9	
33	WASHER, SPECIAL BOSART/2S, BN781 M12/13	F81056-16	4	
34	WASHER, SPECIAL BOSART/2S M12/12,3/30,3	F81056-17	4	