

Wood-Mizer®

Parts Manual

LT20 Series AH
LT20 Series DH

rev. E3.00
rev. E2.01



Safety is our #1 concern! Read and understand all safety information and instructions before operating, setting up or maintaining this machine.

Form #620

Table of Contents

Section-Page

SECTION 1	GENERAL INFORMATION	1-1
1.1	How To Use The Parts List	1-1
1.2	Sample Assembly	1-1
SECTION 2	BLADE GUIDE ASSEMBLIES	2-1
2.1	Blade Guide Assembly, Idle Side.....	2-1
2.2	Blade Guide Assembly, Drive Side.....	2-2
2.3	Blade Guide Arm Assembly.....	2-3
2.4	Blade Guide Arm w/Guard	2-4
2.5	Blade Guide Arm Drive.....	2-5
SECTION 3	BLADE WHEELS & TENSIONER	3-1
3.1	Blade Wheel Assembly, Drive Side	3-1
3.2	Blade Wheel Assembly, Idle Side	3-2
3.3	Blade Tensioner Assembly	3-4
SECTION 4	SAW HEAD	4-1
4.1	Middle Throat Screw.....	4-1
4.2	Drive Belt Tensioner, DC Sawmills	4-2
4.3	Water Lube Assembly	4-4
4.4	Blade Lube System.....	4-6
4.5	LT20AC Saw Head Decals	4-7
4.6	LT20DC Saw Head Decals	4-9
4.7	Blade Housing Cover	4-11
4.8	Control Box (AC Sawmills).....	4-13
4.9	Control Box (DC Sawmills).....	4-15
4.10	Drum Switches	4-17
4.11	Sawdust Chute	4-18
4.12	Up/Down Cable Chain Assembly	4-19
4.13	LT20 Saw Head Rest Pin Assembly	4-20
4.14	Saw Head Rest Pin Assembly (LT20ME15SAH3 - 1.8 Sawmills).....	4-21
4.15	Saw Head Rest Pin Assembly (LT20ME15SAH7-2.2 Sawmills).....	4-22
4.16	Saw Head Rest Pin Assembly (LT20MD22SDH7-2.5 Sawmills)	4-23
SECTION 5	UP/DOWN ASSEMBLY	5-1
5.1	Up/Down Assembly, AC Mills	5-1
5.2	Up/Down Assembly, DC Mills	5-3
5.3	Up/Down Chain Tensioner Assembly.....	5-5
5.4	Battery Box Assembly (DC Sawmills)	5-6

Table of Contents

Section-Page

SECTION 6 UP/DOWN ROLLERS & BLADE HEIGHT SCALE	6-1
6.1 Up/Down Rollers.....	6-2
6.2 Blade Height Scale	6-4
6.3 Limit Switches.....	6-6
SECTION 7 POWER FEED & TRACK ROLLERS	7-1
7.1 Power Feed Assembly, AC Mills	7-1
7.2 Power Feed Assembly, DC Mills	7-3
7.3 Upper Track Rollers And Wipers	7-5
7.4 Lower Track Rollers	7-7
SECTION 8 BED FRAME ASSEMBLY	8-1
8.1 Bed Rail Assembly, Front (S/M Type Frame)	8-1
8.2 Bed Rail Assembly, Rear (S/M Type Frame)	8-2
8.3 Bed Rail Assembly, Front Middle (S/M Type Frame).....	8-3
8.4 Bed Rail Assembly, Rear Middle (S/M Type Frame).....	8-4
8.5 Bed Rail Assembly (L Type Frame)	8-5
8.6 Bed Rail Assembly (L Type Frame)	8-6
8.7 Bed Rail Assembly (L Type Frame)	8-7
8.8 Leg, Stationary (S & M Type Frame)	8-8
8.9 Angled Bed Rails for "M" Frame	8-10
8.10 Leg, Stationary (L Type Frame).....	8-12
8.11 Stationary Legs for "M" Frame	8-13
8.12 Stationary Legs for "S" Frame	8-15
8.13 Pivot Bed Rail Assembly.....	8-17
8.14 Log Side Support Assembly	8-19
8.15 Tie Down Chain Assembly	8-21
8.16 Inspection Platform (DC Mills Only).....	8-22
8.17 Inspection Platform For M Frame With Power Roller	8-23
8.18 Remote Equipment for Installation on a Wall (Cutting Length of 6.5 m)	8-24
8.19 Remote Equipment for Installation on a Wall (Cutting Length of 6.5-10 m)	8-25
8.20 Guide Rail Support Post	8-26
8.21 Guide Rail Support Post	8-28
8.22 4-Post Remote Set	8-30
8.23 5-Post Remote Set	8-31
8.24 Octagonal Profile Sawing Tool (Option)	8-32
8.25 Bed Frame Decals.....	8-33

Table of Contents

Section-Page

SECTION 9 HYDRAULIC SYSTEM

9-1

9.1	Hydraulic System, LT20 Series A/DH	9-1
9.2	Hydraulic Hoses, LT20 Series A/DH.....	9-2
Protective Conduits, LT20 Series A/DH Hydraulic Hoses		
9.3	Hydraulic Hose Kit for MBX12/24H Bed Extensions, "M" Frame AH Sawmills ...	9-3
9.4	Hydraulic Hose Hanger Kit, "M" Frame (AH1-3), MBX12/24H1-4	9-5
9.5	Hydraulic Hose Hanger Kit, "M" Frame (AH4-7), MBX12/24H5-6	9-6
9.6	LT20 Hydraulic Boxes	9-7
9.7	Hydraulic Control Box, LT20 Series AH3	9-8
9.8	Hydraulic Control Box, LT20 Series AH5/7.....	9-11
9.9	Hydraulic Control Box, LT20 Series DH3.....	9-14
9.10	Hydraulic Control Box, LT20 Series DH5/7.....	9-17
9.11	Hydraulic Control Box, AC 16-Section LT20/40/70	9-19
9.12	Hydraulic Control Box, AC 10-Section LT20/40/70	9-22
9.13	Hydraulic Power Supply Strip, DC	9-25
9.14	Positive Contact Assembly	9-26
9.15	Ground Contact Assembly	9-27
9.16	Hydraulic Power Supply Strip	9-28
9.17	Hydraulic System Switch (AC).....	9-29
9.18	Hydraulic Log Loader	9-30
9.19	Hydraulic Log Loader for S, M and M Super Frames w/2.5 t. and 2.6 t Trailers ...	9-32
9.20	Hydraulic Log Turner.....	9-34
9.21	Hydraulic Log Turner (LT20 Super, Remote)	9-36
9.22	Hydraulic Log Side Support.....	9-38
9.23	Main Hydraulic Log Clamp (2 Rods)	9-40
9.24	Hydraulic Log Clamp - Main	9-42
9.25	Hydraulic Pull-Down Clamp.....	9-44
9.26	Hydraulic Toe Board	9-46
9.27	Right Hydraulic Toe Board	9-48
9.28	Driven Log Levelling Roller (mounted on lower bed rail)	9-49
9.29	Driven Log Levelling Roller, Lower Bed Rail (Option)	9-51
9.30	Left Hydraulic Toe Board (mounted on lower bed rail)	9-53
9.31	Driven Log Levelling Roller, Right w/2 Cylinders (Option)	9-54
9.32	Driven Log Levelling Roller, Left w/2 Cylinders	9-56

SECTION 1 GENERAL INFORMATION

1.1 How To Use The Parts List

- Use the index above to locate the assembly that contains the part you need.
- Go to the appropriate section and locate the part in the illustration.
- Use the number pointing to the part to locate the correct part number and description in the table.
- Parts shown indented under another part are included with that part.
- Parts marked with a diamond (◆) are only available in the assembly listed above the part.

See the sample table below. Sample Part #A01111 includes part F02222-2 and subassembly A03333. Subassembly A03333 includes part S04444-4 and subassembly K05555. The diamond (◆) indicates that S04444-4 is not available except in subassembly A03333. Subassembly K05555 includes parts M06666 and F07777-77. The diamond (◆) indicates M06666 is not available except in subassembly K05555.

1.2 Sample Assembly				
REF.	DESCRIPTION (◆ Indicates Parts Available In Assemblies Only)	PART #	QTY	
	Sample Assembly, Complete (Includes All Indented Parts Below)	A01111	1	
1	Sample Part	F02222-22	1	
	Sample Subassembly (Includes All Indented Parts Below)	A03333	1	
2	Sample Part (◆ Indicates Part Is Only Available With A03333)	S04444-4	1	◆
	Sample Subassembly (Includes All Indented Parts Below)	K05555	1	
3	Sample Part (◆ Indicates Part Is Only Available With K05555)	M06666	2	◆
4	Sample Part	F07777-77	1	

To Order Parts:

- From Europe call our European Headquarters and Manufacturing Facility in Kolo, Poland at **+48-63-2626000**. From the continental U.S., call our toll-free Parts hotline at **1-800-525-8100**. Have your customer number, vehicle identification number, and part numbers ready when you call. From other international locations, contact the Wood-Mizer distributor in your area for parts.

Office Hours:

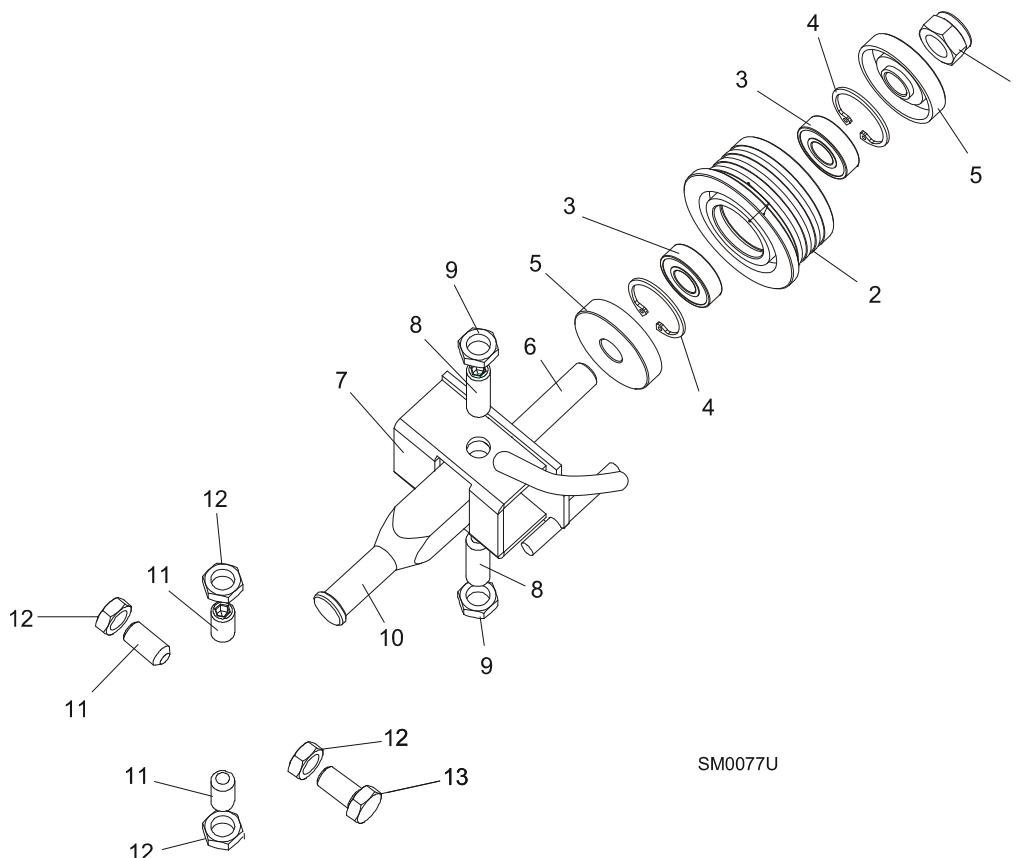
Country	Monday - Friday	Saturday	Sunday
Poland	7-15	Closed	Closed
US	8 a.m.- 5 p.m.	8 a.m.- 12 p.m.	Closed



CAUTION! It is strongly recommended that only original spare parts be used.

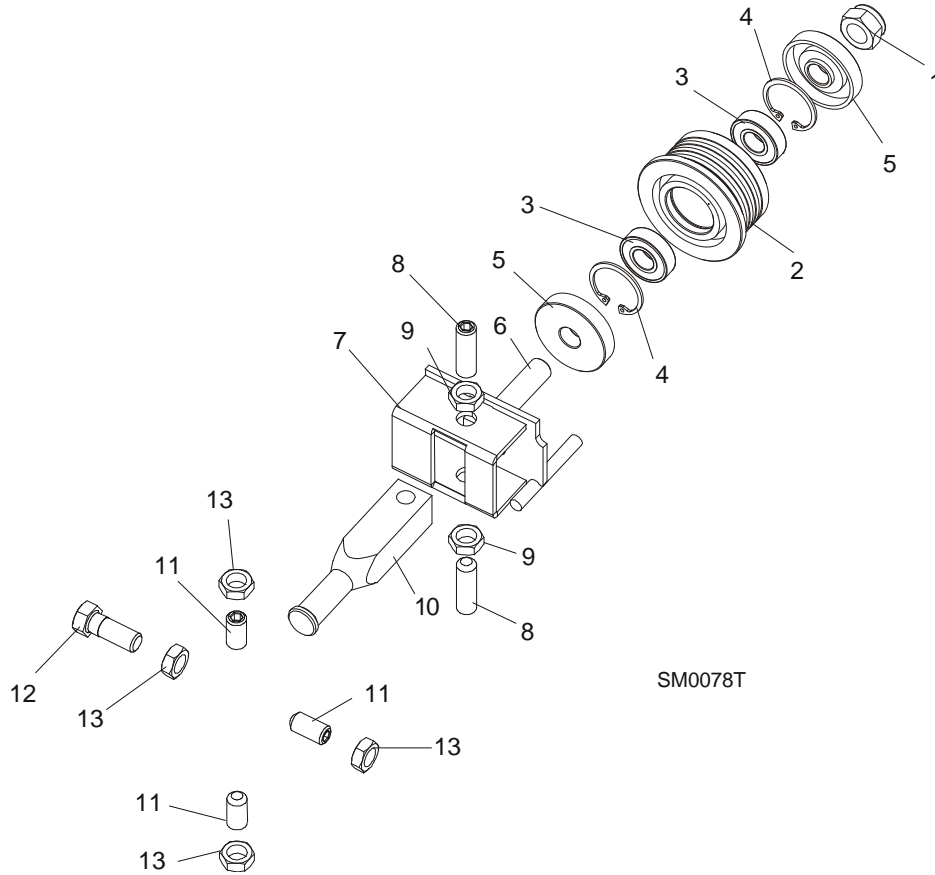
SECTION 2 BLADE GUIDE ASSEMBLIES

2.1 Blade Guide Assembly, Idle Side



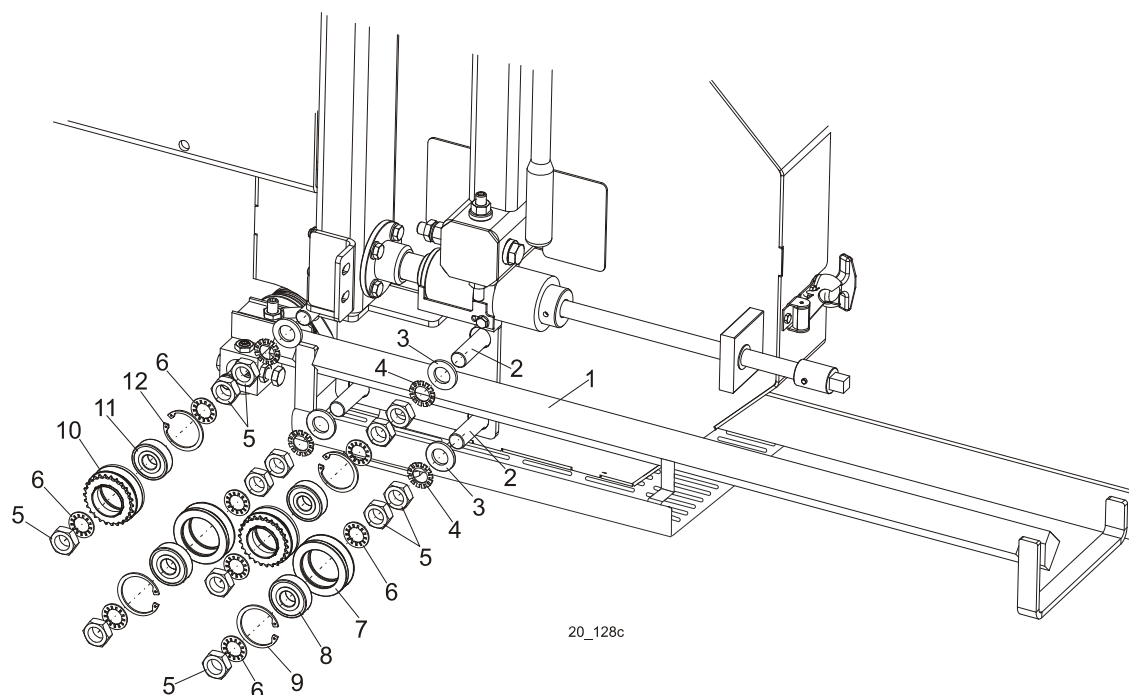
REF.	DESCRIPTION (◆ Indicates Parts Available in Assemblies Only)	PART #	QTY	
	BLADE GUIDE ASSEMBLY, IDLE SIDE	094683	1	
	Roller, Blade Guide Complete Standard	087887	1	
1	Nut, M12-8 Hex Nylon Zinc Lock	F81034-2	1	
2	Roller, Blade Guide Narrow	087889	1	◆
3	Bearing, 6001 2RSR FAG	087893	2	
4	Ring, W28 Inside Retaining	F81090-9	1	
5	Washer, Zinc-plated Spacer	087891-1	2	
6	Shaft, Blade Guide Roller Zinc-plated	087763-1	1	
7	Bracket Weldment, Idle Side Blade Guide	094681-1	1	
8	Screw, M10x1x40 DIN 913 A2-70 Stainless Steel Set	F81015-2	2	
9	Nut, M10x1-04-ST-A2 ISO 8675 Thin	F81033-10	2	
10	Shaft, Blade Guide Mount Zinc-Plated	503588-1	1	
11	SCREW, M10X1X25 DIN 913 STAINLESS STEEL SET	F81015-4	3	
12	NUT, M10x1-04-ST-A2 ISO 8675 THIN	F81033-10	4	
13	BOLT, M10X1X25 DIN 933 STAINLESS STEEL	F81003-28	1	

2.2 Blade Guide Assembly, Drive Side



REF.	DESCRIPTION (◆ Indicates Parts Available in Assemblies Only)	PART #	QTY
	BLADE GUIDE ASSEMBLY, DRIVE SIDE	094682	1
	Roller, Blade Guide Complete Standard	087887	1
1	Nut, M12-8 Hex Nylon Zinc Lock	F81034-2	1
2	Roller, Blade Guide Narrow	087889	1
3	Bearing, 6001 2RSR FAG	087893	2
4	Ring, W28 Inside Retaining	F81090-9	1
5	Washer, Zinc-plated Spacer	087891-1	2
6	Shaft, Blade Guide Roller Zinc-plated	087763-1	1
7	Bracket Weldment, Blade Guide	094679-1	1
	Screw Kit, Blade Guide Adjustment w/Nuts (for two blade guide assemblies)	K09942	1
8	Screw, M10x1x40 DIN 913 A2-70 Stainless Steel Set	F81015-2	2
9	Nut, M10x1-04-ST-A2 ISO 8675 Thin	F81033-10	2
10	Shaft, Blade Guide Mount Zinc-Plated	503588-1	1
11	SCREW, M10X1X25 DIN 913 STAINLESS STEEL SET	F81015-4	3
12	BOLT, M10X1X25 DIN 933 STAINLESS STEEL	F81003-28	1
13	NUT, M10x1-04-ST-A2 ISO 8675 THIN	F81033-10	4

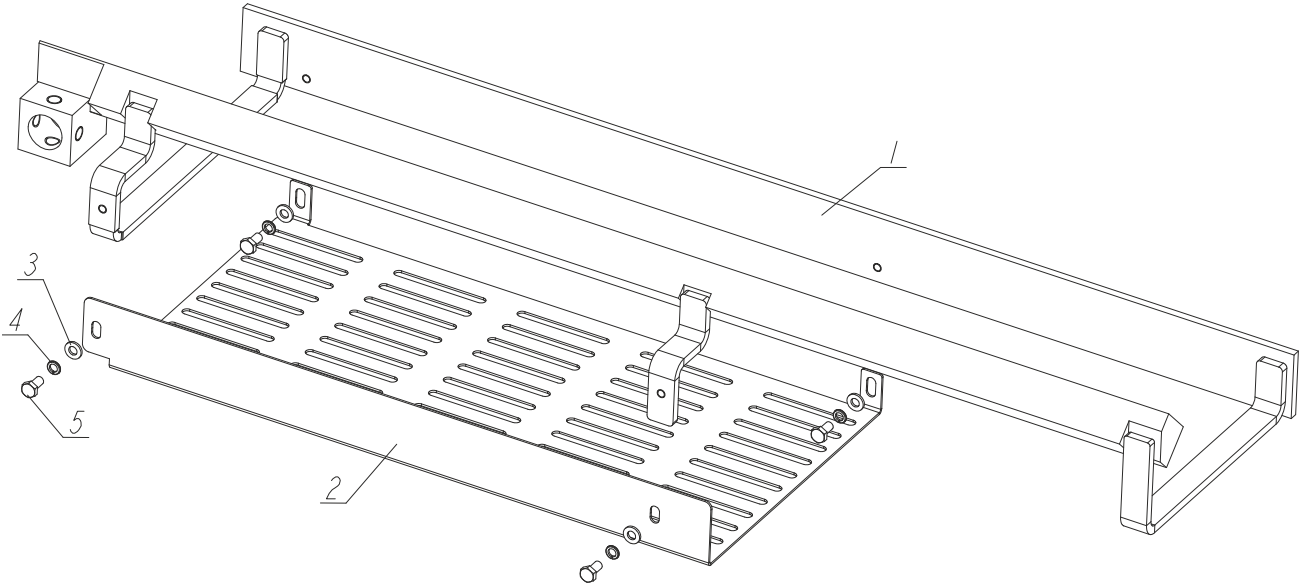
2.3 Blade Guide Arm Assembly



REF.	DESCRIPTION (◆ Indicates Parts Available in Assemblies Only)	PART #	QTY	
1	ARM, BLADE GUIDE W/GUARD	525591	1	
2	BOLT WELDMENT, BLADE GUIDE ECCENTRIC	086508-1	4	
3	WASHER, 17 FLAT ZINC	F81058-1	4	
4	WASHER, 5/8 STAR ET	F05011-26	4	
5	NUT, 5/8-18 HEX JAM	F05010-11	12	
6	WASHER, 5/8 STAR IT	F05011-25	8	
	ROLLER ASSEMBLY, V-GROOVE WITH BEARING	093855	2	
7	Roller, Blade Guide Arm V-Groove	093856-1	1	◆
8	Bearing, 6203 2RSP6-5/8 CX	095087	1	
9	Ring, W40 Inside Retaining	F81090-3	1	
	ROLLER ASSEMBLY, V-GROOVE W/SPROCKET	501496	2	
10	Roller, Zinc-Plated w/Sprocket	501495-1	1	◆
11	Bearing, 6203 2RSP6-5/8 CX	095087	1	
12	Ring, W40 Inside Retaining	F81090-3	1	

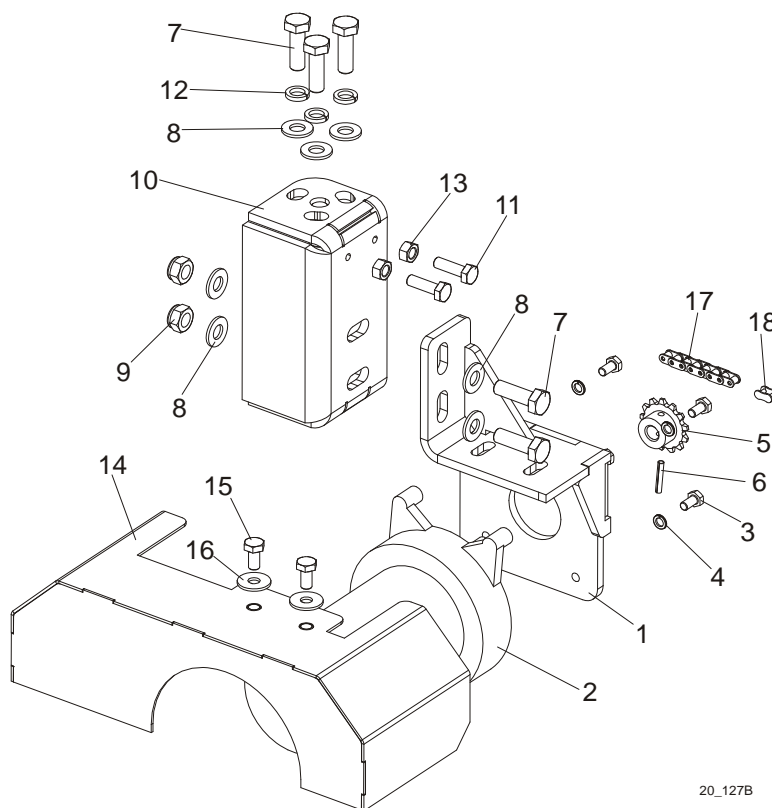
2.4 Blade Guide Arm w/Guard

525591_001
 525591_MANUAL



REF.	DESCRIPTION (◆ Indicates Parts Available in Assemblies Only)	PART #	QTY	
-	ARM, LT20 BLADE GUIDE W/GUARD	525591	1	
1	ARM, LT20 BLADE GUIDE	524302-1	1	
2	GUARD, BOTTOM	524305-1	1	
3	WASHER, 6.4 FLAT ZINC	F81053-1	4	
4	WASHER, Z 6.1 SPLIT LOCK ZINC	F81053-3	4	
5	BOLT, M6X12 8.8 HEX HEAD FULL THREAD ZINC	F81001-7	4	

2.5 Blade Guide Arm Drive

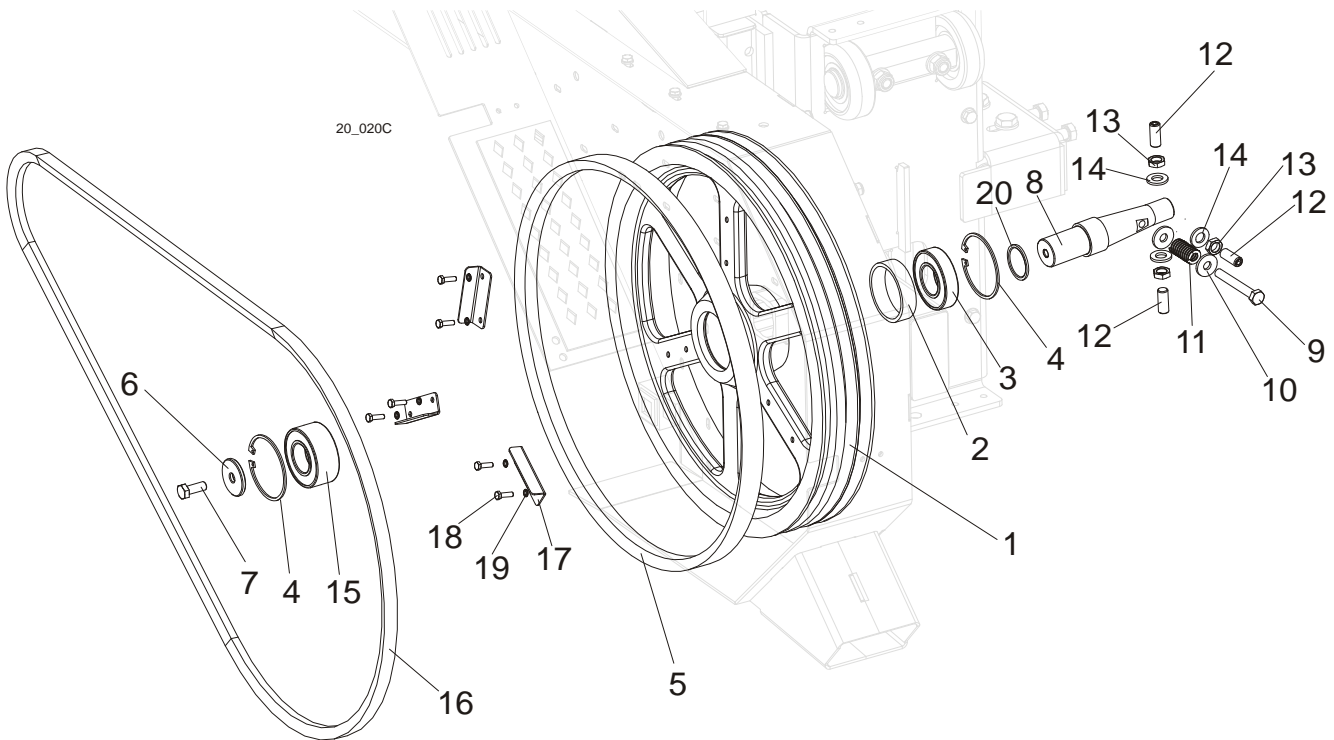


20_127B

REF.	DESCRIPTION (◆ Indicates Parts Available in Assemblies Only)	PART #	QTY
	DRIVE ASSEMBLY, BLADE GUIDE ARM	096396	1
1	BRACKET, BLADE GUIDE ARM MOTOR MOUNT	096390-1	1
2	MOTOR, 1/30HP 12VDC GEAR	079214	1
	SHAFT KIT, OUTPUT	061233	1
	.BRUSH ASSEMBLY W/END CAP	061234	1
	GEAR KIT	061232	1
3	BOLT, #10-32X1/2 HH	F05004-60	4
4	WASHER, 5.1 SPLIT LOCK ZINC	F81052-2	4
5	SPROCKET ASSEMBLY, 25B13X.3130	P09970	1
6	PIN, 1/8X3/4 ROLL	F05012-6	1
7	BOLT, M8x25-8.8-B HEX HEAD FULL THREAD ZINC	F81002-5	5
8	WASHER, 8.4 FLAT ZINC	F81054-1	7
9	NUT, M8-8-B HEX NYLON ZINC LOCK	F81032-2	2
10	BRACKET, BLADE GUIDE ARM DRIVE	501265-1	1
11	BOLT, M6x20-8.8 HEX HEAD FULL THREAD ZINC	F81001-2	2
12	WASHER, 8.2 SPLIT LOCK ZINC	F81054-4	3
13	NUT, M6-8 HEX ZINC	F81031-1	2
14	COVER, LT20 BLADE GUIDE ARM MOTOR	097424-1	1
15	BOLT, M6X12-8.8 HEX HEAD FULL THREAD ZINC	F81001-7	2
16	WASHER, 6.5 SPECIAL FLAT ZINC	F81053-11	2
17	CHAIN, #25X20-1/4 (81 PITCHES)	P09984	1
18	LINK, 25 MASTER	P09983	1

SECTION 3 BLADE WHEELS & TENSIONER

3.1 Blade Wheel Assembly, Drive Side

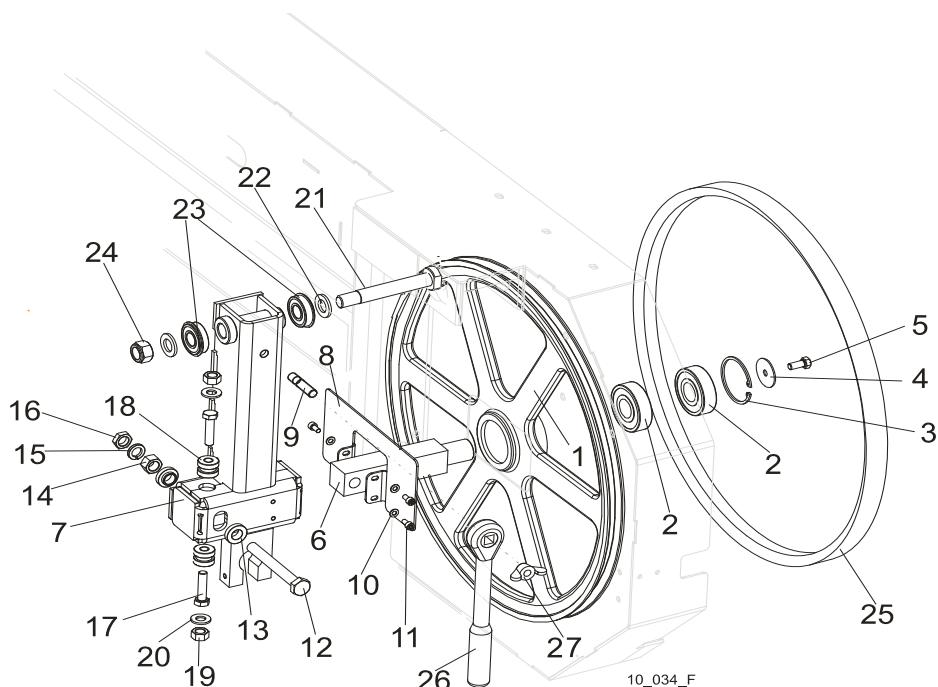


REF.	DESCRIPTION (◆ Indicates Parts Available In Assemblies Only)	PART #	QTY
	BLADE WHEEL ASSEMBLY, LT20 DRIVE SIDE	091612	1
1	Wheel, LT20 Drive Side Blade	090646-1	1
2	Bushing, Bearing Spacer	096778	1
3	Bearing, 6207 2RS 35x72x17 FAG	014811	1
4	Ring, W72 Retaining	F81090-4	2
5	Belt, B57 Blade Wheel	P04185-2	1
6	Washer, Drive Side Blade Wheel	092006	1
7	Bolt, M10x25-8.8 Hex Head Full Thread Zinc	F81003-11	1
8	Shaft, LT15/20 Drive Side Blade Wheel	093850	1
9	Bolt, M10X65-8.8-B Hex Head Zinc	F81003-67	1
10	Washer, Zinc	098813-1	2
11	Spring, 19x38 Compression	034430	1
12	Screw, M12x1,25x30 DIN913 Set	F81016-1	4
13	Washer, 13 Flat Zinc	F81056-1	4
14	Nut, M12x1,25 DIN439 Thin Stainless Steel	F81034-9	4
15	Bearing, 3207B, 2RSR. TVH FAQ	092005	1
16	Drive Belt, 2BX81, AC Sawmills (E11, E15) Drive Belt, 2BX84, DC Sawmills (D17, D22 & G25)	014819-2 (AC) 088110 (DC)	1 2
17	Wing	097808-1	3
18	Bolt, M6x20-8.8 HEX H, Full Thread, Zinc	F81001-2	6
19	Washer, Z6.1 Split Lock Zinc	F81053-3	6
20	Washer, φ35 Special	091851	1

3 Blade Wheels & Tensioner

Blade Wheel Assembly, Idle Side

3.2 Blade Wheel Assembly, Idle Side



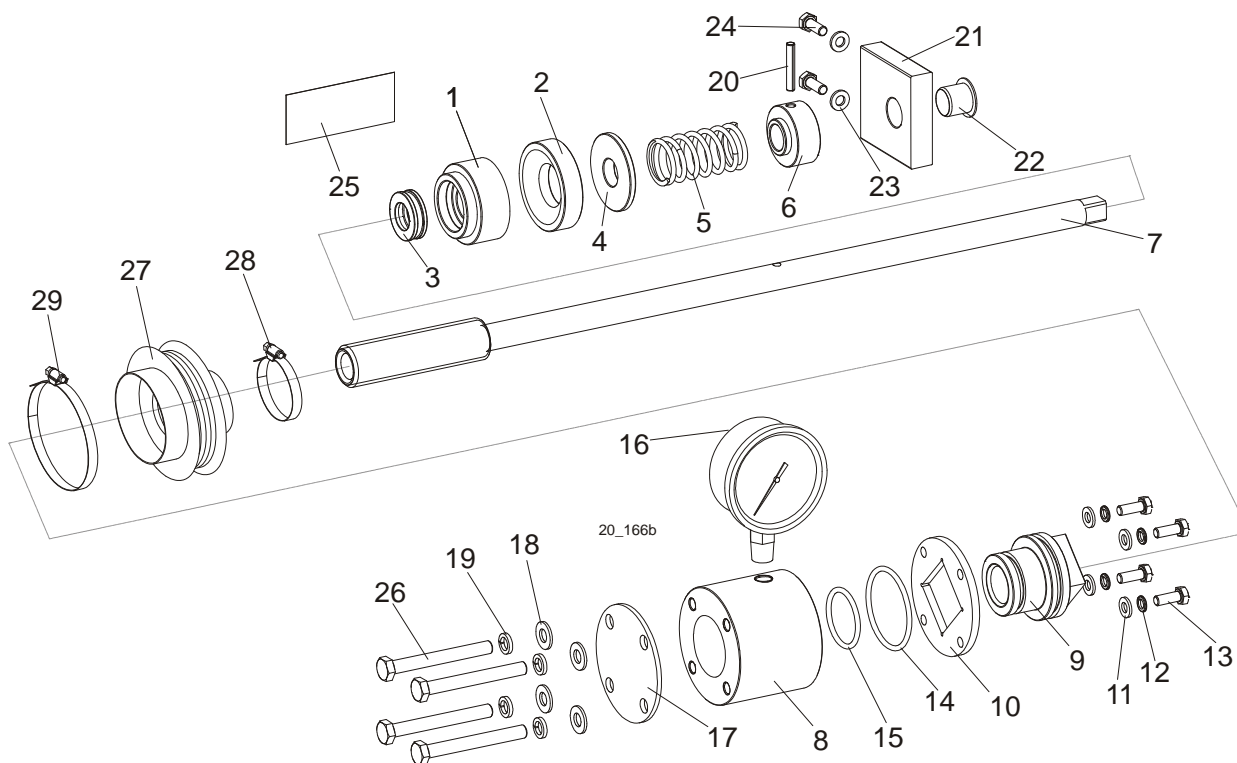
REF.	DESCRIPTION (◆ Indicates Parts Available In Assemblies Only)	PART #	QTY
	WHEEL ASSEMBLY, IDLE SIDE BLADE	A08218	1
1	WHEEL ASSEMBLY, 18.62" BLADE IDLE SIDE	P08125	1
2	BEARING, 6305 2RS NSK IDLE SIDE WHEEL	P08066	2
3	RING, 2 7/16" INSIDE RETAINING	F04254-21	1
	HOUSING, LT10 & LT15 IDLER SHAFT, COMPLETE	100180	1
4	WASHER, IDLE SIDE WHEEL RETAINING	093854-1	1
5	BOLT, M8X25-8.8-B HEX HEAD FULL THREAD ZINC	F81002-5	1
6	SHAFT, IDLE SIDE BLADE WHEEL (METRIC)	096045	1
	HOUSING, IDLER SHAFT COMPLETE	508145	1
7	HOUSING, IDLER SHAFT WELDED/PAINTED	508144-1	1
8	COVER, HOUSING, IDLER SHAFT COMPLETE PAINTED	508128-1	1
9	BOLT M10X35-8.8	F81003-9	1
10	WASHER, 5.3 FLAT ZINC	F81052-1	3
11	SCREW, M5x10 DIN912 A2-70 HEX SOCKET HEAD	F81000-23	3
12	BOLT, M12X1,25X100-8.8 HEX HEAD FULL THREAD ZINC	F81004-41	1
13	WASHER, FLANGED ZINC-PLATED	086769-1	2
14	NUT, M12X1,25-8 HEX ZINC	F81034-8	1
15	WASHER, 12.2 SPLIT LOCK ZINC	F81056-2	1
16	NUT, M12x1.25 DIN439 THIN STAINLESS STEEL	F81034-5	1
17	BOLT, M10 X 40-8.8 HEX HEAD FULL THREAD ZINC	F81003-16	2
18	BUSHING, M10 IDLER SHAFT HOUSING	086987	2
19	NUT, M10-8-B HEX HEAD ZINC	F81033-3	2
20	WASHER, 10.5 FLAT ZINC	F81055-1	2
21	PIN, IDLER ARM MOUNT	086404	1
22	WASHER, 17 FLAT ZINC	F81058-1	2
23	BEARING, 6203-2RS NR NSK W/SNAP RING	086395	2
24	NUT, M16-8 HEX NYLON ZINC LOCK	F81036-2	1

25	V-BELT, B57	P04185-2	1	
26	WRENCH, LT20 BLADE TENSION	091620	1	
27	NUT, M10 WING	F81033-8	1	

3 Blade Wheels & Tensioner

Blade Tensioner Assembly

3.3 Blade Tensioner Assembly




REF.	DESCRIPTION (◆ Indicates Parts Available In Assemblies Only)	PART #	QTY
	COMPLETE BLADE TENSIONER	510640	1
1	HOUSING, BALL THRUST BEARING	510635	1
2	SOCKET, BEARING HOUSING	510634-1	1
3	BEARING, 51103. BALL THRUST	086675	1
4	WASHER	510633-1	1
5	SPRING, n3mm	088992	1
6	BUSHING, BLADE TENSIONER SCREW	510636-1	1
7	SCREW, BLADE TENSIONER ZINC-PLATED	510650-1	1
	CYLINDER ASSEMBLY	510641	1
8	CYLINDER	510657-1	1
9	PISTON	510638	1
10	PLATE, CYLINDER	510490-1	1
11	WASHER, 6.4 FLAT ZINC	F81053-1	4
12	WASHER, Z 6.1 SPLIT LOCK ZINC	F81053-3	4
13	BOLT, M6x16-8.8 HEX HEAD FULL THREAD ZINC	F81001-15	4
14	O-RING, 46.2x3	510646	1
15	O-RING, 32.2x3	510647	1
16	GAUGE, 3000psi/200 bar OIL PRESSURE	505176	1
17	PLATE, CYLINDER COVER	510642-1	1
18	WASHER, 8.4 FLAT ZINC	F81054-1	4
19	WASHER, 8.2 SPLIT LOCK ZINC	F81054-4	4
20	PIN, 5x30 ROLL ZINC	F81044-21	1
21	BLOCK, TENSIONER HANDLE MOUNT	096730	1
22	BUSHING, GFM-1618-17	089589	1

23	WASHER, 6.4 FLAT ZINC	F81053-1	2	
24	BOLT, M6x16-8.8 HEX HEAD FULL THREAD ZINC	F81001-15	2	
25	DECAL, PRESSURE VALUES	510643	1	
26	BOLT, M8x70-8.8 HEX HEAD ZINC	F81002-71	4	
27	BELLOWS, COMPLETE	515050	1	
28	BELLOWS	515051	1	
29	CLAMP, 40-60MM DIA.	F81095-4	1	
30	CLAMP, 70-80MM DIA.	F81095-5	1	
	OIL, HYDRAULIC - ALL SEASONS, ESSO UNIVIS HVI26	P12824	0.03 l	

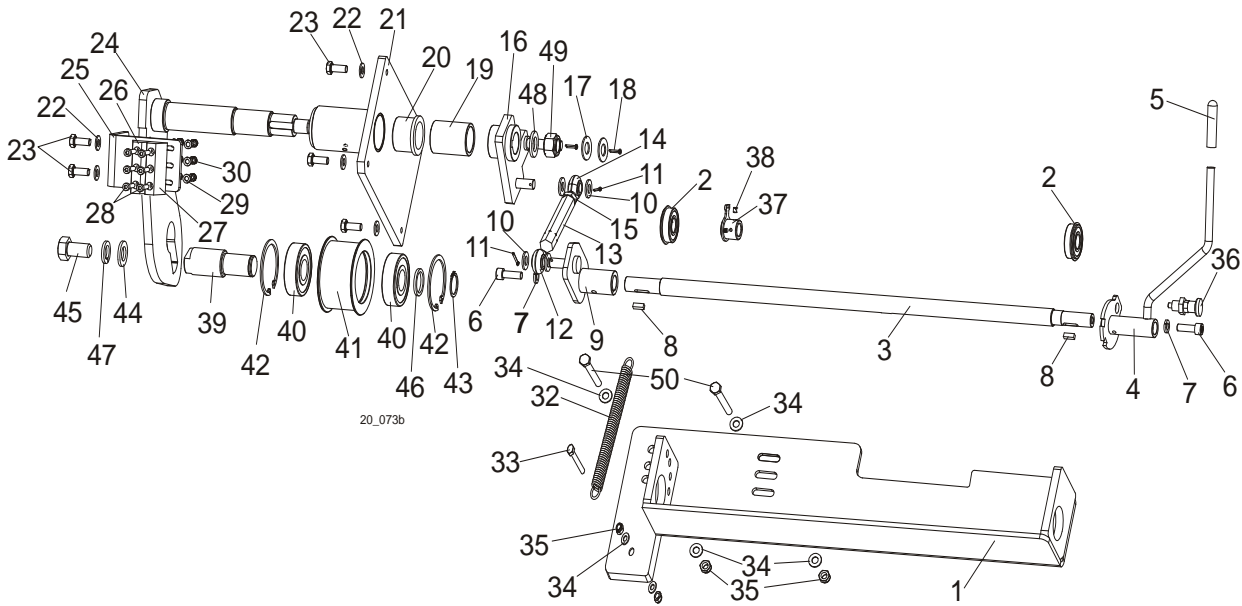
SECTION 4 SAW HEAD

4.1 Middle Throat Screw



REF.	DESCRIPTION (◆ Indicates Parts Available In Assemblies Only)	PART #	QTY	
1	SCREW, M10 X 40-45H HEX SOCKET SET CONE POINT ZINC	F81003-61	1	
2	NUT, M10-8-B ZINC HEX	F81033-6	2	
3	WASHER, 10.5 ZINC FLAT	F81055-1	2	
4	BRACKET, DRIVE BELT SUPPORT, UPPER	092668-1	1	
5	BOLT, M8X20-5.8 HEX HEAD FULL THREAD ZINC	F81002-1	2	
6	WASHER, 8.4 ZINC FLAT	F81054-1	2	

4.2 Drive Belt Tensioner, DC Sawmills



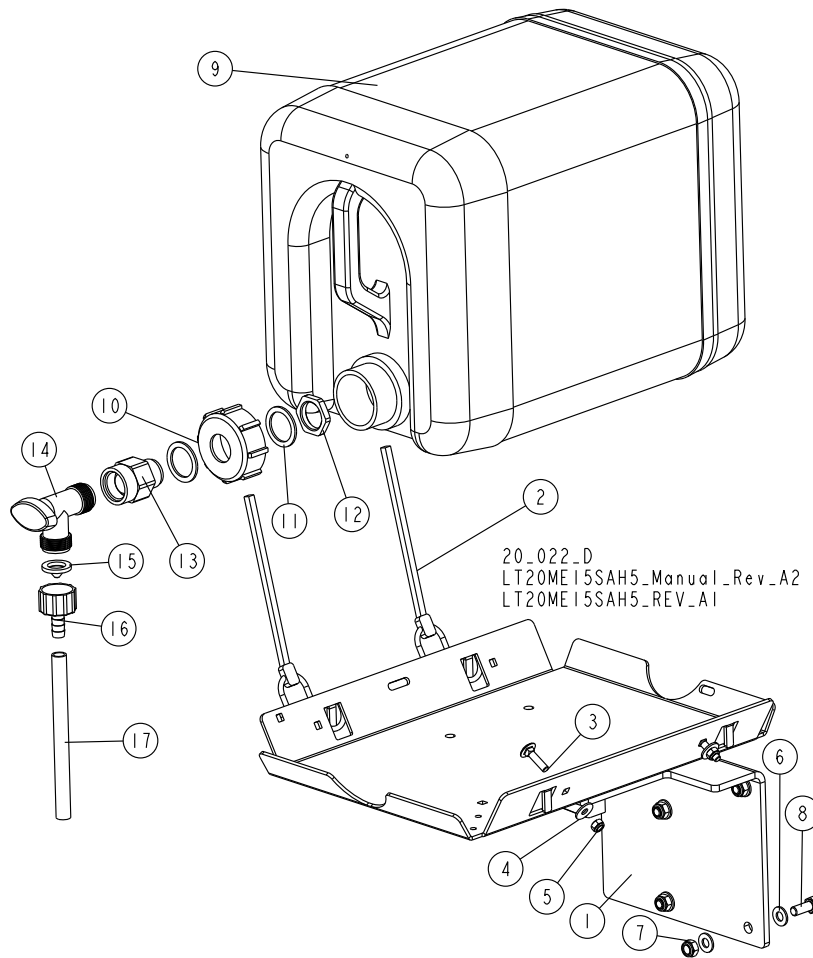
REF.	DESCRIPTION (◆ Indicates Parts Available In Assemblies Only)	PART #	QTY
	BELT TENSIONER, LT20 COMPLETE, D22	098456	1
	BELT TENSIONER, LT20 COMPLETE, G25	097842	1
1	Mount Weldment, Belt Tensioner	091169-1	1
2	Bearing, 6203-2RS NR NSK w/Ring	086395	2
3	Rod, LT20 Belt Tensioner	091176-1	1
4	Handle Weldment, Accelerate/Brake	097837-1	1
5	Grip, Handle 1/2" ID x 3" Long	014835	1
6	Screw, M8x25 -8.8 Hex Socket Head Cap Zinc	F81002-21	2
7	Washer, 8.2 Split Lock Zinc	F81054-4	2
8	Key, B 5x5.1x14 Parallel	087365	2
9	Bracket, Belt Tensioner Pivot	091245-1	1
10	Washer, 10.5 Zinc Flat	F81055-1	4
11	Pin, 2.5x20 Zinc Cotter	F81043-1	2
12	End, SAL10 Rod Thread	096431	1
13	Turnbuckle	518243-1	1
14	Rod End, SA10	094236	1
15	Nut, M10 LH DIN 439 Thin Left	F81033-21	1
16	Arm Weldment, Belt Tensioner	091172-1	1
17	Washer, 17 Zinc Flat	F81058-1	2
18	Pin, 2.5x20 Zinc Cotter	F81043-1	2
19	Bushing, Spacer	091351-1	1
20	Bushing, MFM-3240-30 (IGUS)	088461	2
21	Mount Weldment, Tensioner Shaft	091112-1	1
22	Washer, 8.4 Zinc Flat	F81054-1	6
23	Bolt, M8x20-5.8 Hex Head Full Thread Zinc	F81002-1	6
24	Shaft Weldment, Belt Tensioner	097828-1	1
25	Bracket, Brake Block Mount Ptd	091248-1	1
26	Block, F9273 123 Belt Tensioner Brake	092111	1

4

Saw Head*Drive Belt Tensioner, DC Sawmills*

27	Block, F9150 123 Belt Tensioner Brake	092111	1	
28	Screw, M5x25-8.8 Hex Socket Head Cap Zinc	F81000-7	6	
29	Washer, 5.3 Zinc Flat	F81052-1	6	
30	Nut, M5-8 Zinc DIN 985	F81030-2	6	
31	Screw, M8x25-8.8 Hex Socket Head Cap Zinc	F81002-21	1	
32	Spring, Hydraulic Log Turner	P09136	1	
33	Bolt, M8x45-8.8 Hex Head Zinc	F81002-17	1	
34	Washer, 8.4 Zinc Flat	F81054-1	6	
35	Nut, M8-8-B Hex Nylon Zinc Lock	F81032-2	3	
36	Pin, Detent	089939	1	
37	Tension Member, (G25 Engine Only)	092535-1	1	
38	Screw, M6x8 Set	F81013-1	2	
	Roller, Tension Complete	509902	1	
39	Axle, Belt Tension Wheel Zinc	509901-1	1	
40	Bearing Wheel, Idle Side 6305 2RS NSK	P08066	2	
41	Wheel, LT15 Belt Tension Zinc	087671-1	1	
42	Ring, 62W Inside Spring Retaining	F81090-1	2	
43	Ring, 25Z Outside Retaining	F81090-22	1	
44	Washer, 17 Flat Zinc	F81058-1	1	
45	Bolt, M16x30-8.8 Hex Head Full Thread Zinc	F81006-36	1	
46	Washer, Drive Assy, Zinc-Plated	500863-1	1	
47	Washer, 16.3 Split Lock Zinc	F81058-2	1	
48	Washer, 17 Flat Zinc	F81058-1	1	
49	Nut, M16-8 Hex Nylon Zinc Lock	F81036-2	1	
50	Bolt, M8 X 75 8.8 Hex Head Zinc	F81002-91	2	

4.3 Water Lube Assembly



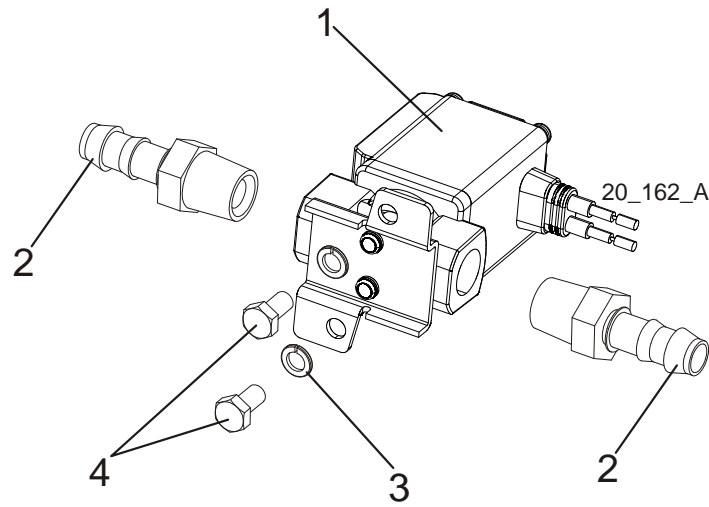
REF.	DESCRIPTION (◆ Indicates Parts Available In Assemblies Only)	PART #	QTY
	BOTTLE KIT, LT20 WATER LUBE	091036	1
1	TRAY WELDMENT, LT20 WATER LUBE	091033-1	1
2	STRAP, 20 RUBBER W/HOOK	P11668	2
3	BOLT, M6X25-8.8 CARRIAGE ZINC	F81001-20	2
4	WASHER, 6.5 SPECIAL FLAT ZINC	F81053-11	2
5	NUT, M6-8-B HEX NYLON ZINC LOCK	F81031-2	2
6	WASHER, 8.4 FLAT ZINC	F81054-1	8
7	NUT, M8-8-B HEX NYLON ZINC LOCK	F81032-2	4
8	BOLT, M8X20-8.8-B HEX HEAD FULL THREAD	F81002-4	4
	BOTTLE, WATER, COMPLETE	513864	1
	BOTTLE, WATER, WITH NUT	513865 ¹	1
9	BOTTLE, WATER	513866	1
10	NUT, WATER BOTTLE	513867	1
11	SEAL, 35X26X2 RUBBER	513869	2
12	NUT, 3/4 NPT GLAND	513868	1
13	FITTING, 3/4FPTX3/4MPT	014636	1
14	VALVE, 3/4 NPT ELBOW 3/4 MALE OUTLET PVC	014100	1
15	FILTER, WATER LUBE	016086	1

4**Saw Head***Water Lube Assembly*

REF.	DESCRIPTION (◆ Indicates Parts Available In Assemblies Only)	PART #	QTY	
16	REDUCER, 5/8NPT/3/8BARB WATER LUBE	014113	1	
17	TUBING, WATER LUBE	R01885	1	

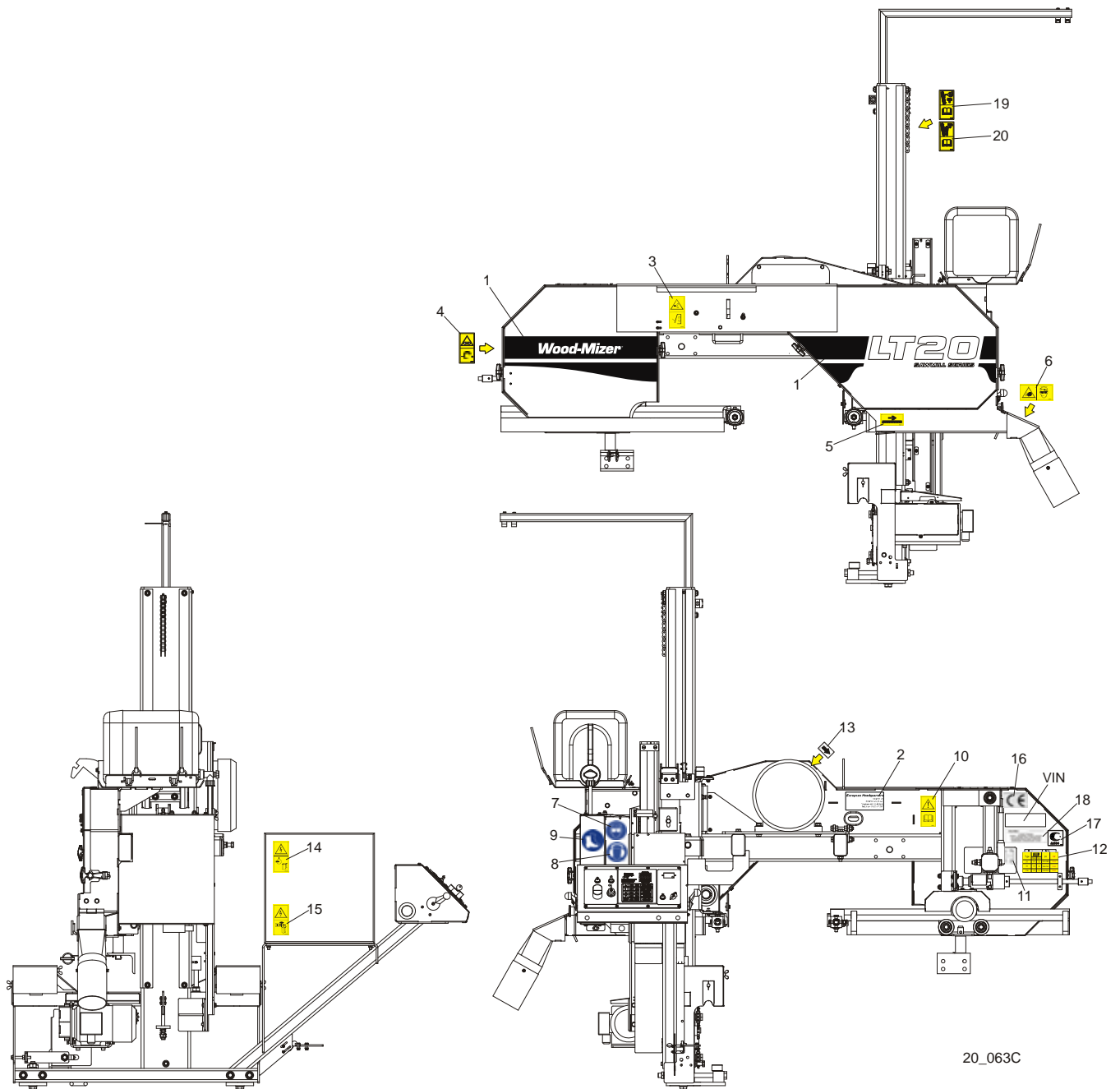
¹ The service number 513865-S includes: 513865, 513869, 513868.

4.4 Blade Lube System



REF.	DESCRIPTION (◆ Indicates Parts Available In Assemblies Only)	PART #	QTY
	KIT, LT20AC BLADE LUBE SYSTEM	503517	1
1	SOLENOID, WATER LUBE	514046	1
2	FITTING, 3/8 BARB 1/4NPT MALE NYLON	P04682	2
3	WASHER, M5 SPLIT LOCK	F81052-2	2
4	SCREW, 10-32X1/2 HH MACHINE	F05004-60	2
	CONNECTOR, 16-14GA FI BUTT	F04875-1	2
	CONDUIT, 1/2IN EXPANDABLE BLACK	R02374	1m
	KIT, LT20DC BLADE LUBE SYSTEM	503518	1
1	SOLENOID, WATER LUBE	509113	1
2	FITTING, 3/8 BARB 1/4NPT MALE NYLON	P04682	2
	CONDUIT, 1/2IN EXPANDABLE BLACK	R02374	1m

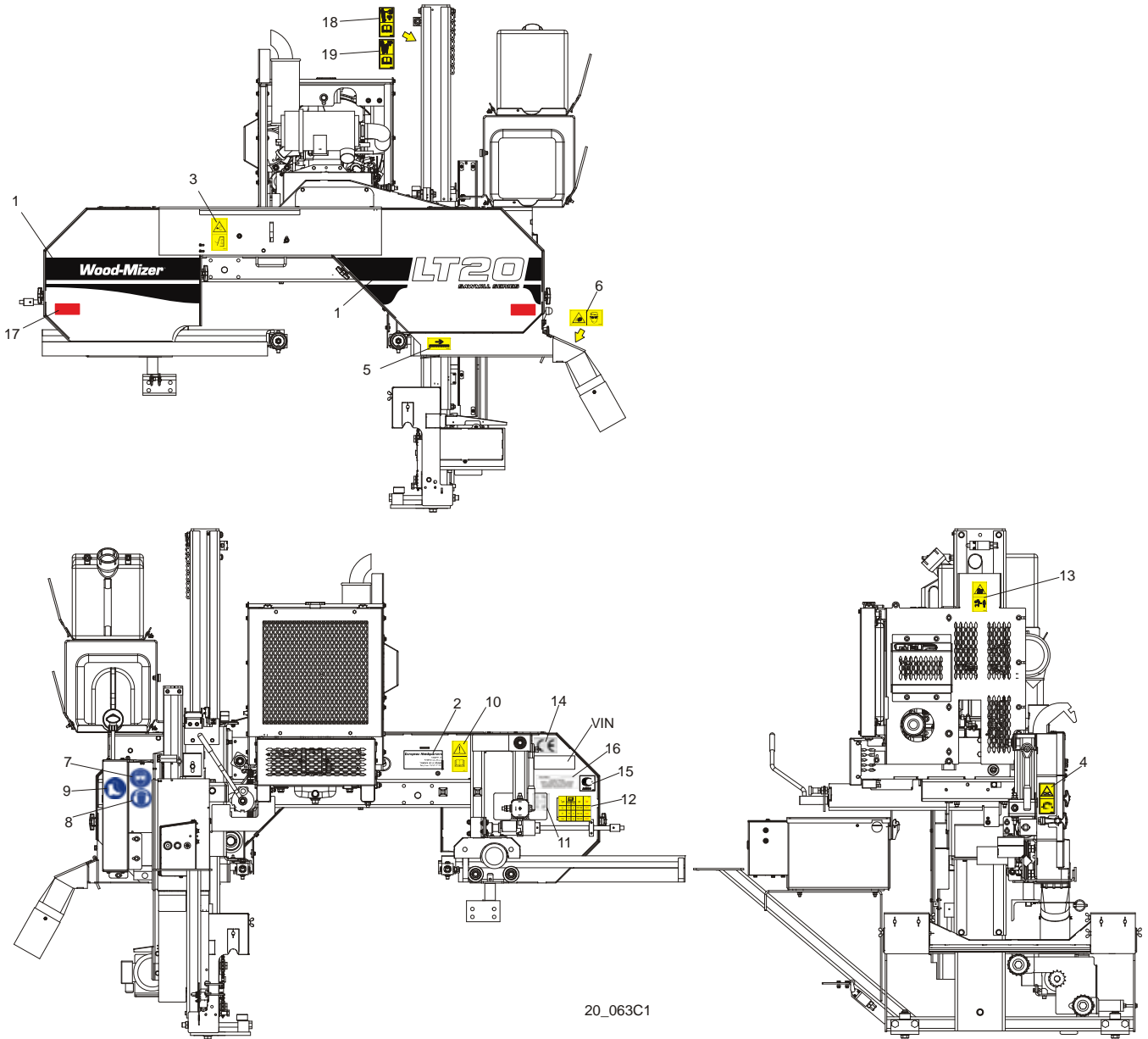
4.5 LT20AC Saw Head Decals



REF.	DESCRIPTION (◆ Indicates Parts Available In Assemblies Only)	PART #	QTY
1	DECAL, LT20 SERIES SAWMILL	092762	1
	PICTOGRAPHIC DECAL KIT, LT20AC	099509	1
2	DECAL, EUROPEAN HEADQUARTERS ADDRESS	015841	1
3	DECAL, SAWMILL COVERS CAUTION	099220	1
4	DECAL, BLADE TENSION (PICTOGRAM)	099219	1
5	DECAL, BLADE MOVEMENT DIRECTION (PICTOGRAM)	096321	1
6	DECAL, SAWDUST CHUTE WARNING (PICTOGRAM)	099222	1
7	DECAL, EYE PROTECTION WARNING (PICTOGRAM)	S12004G	1

8	DECAL, EAR PROTECTION WARNING (PICTOGRAM)	S12005G	1	
9	DECAL, USE SAFETY BOOTS (PICTOGRAM)	501465	1	
10	DECAL, READ OPERATOR'S MANUAL (PICTOGRAM)	096317	1	
11	DECAL, BLADE ALIGNMENT	P11789	1	
12	DECAL, BLADE TENSION INDICATOR ADJUSTMENT	510643	1	
13	DECAL, MOTOR ROTATION DIRECTION	S20097	1	
14	DECAL, HIGH VOLTAGE INSIDE THE ELECTRIC BOX (PICTOGRAM)	096316	2	
15	DECAL, REMOVE THE PLUG BEFORE OPENING THE BOX (PICTOGRAM)	096319	2	
16	DECAL, CE CERTIFIED SAWMILL	P85070	2	
17	DECAL, RUSSIAN SAFETY CERTIFICATION	099401	1	
18	DECAL, INTERNATIONAL SAWMILL NAME	501466	1	
	DECAL, BLADE SETTING	P85066	1	
	DECAL, KEEP AWAY DANGER, PICTOGRAM	099221	1	
	DECAL, MAX. OIL PRESSURE, PICTOGRAM	099524	1	
19	DECAL, LUBRICATE THE CHAIN	512158	1	
20	DECAL, CLEAN THE CHAIN	512240	1	

4.6 LT20DC Saw Head Decals

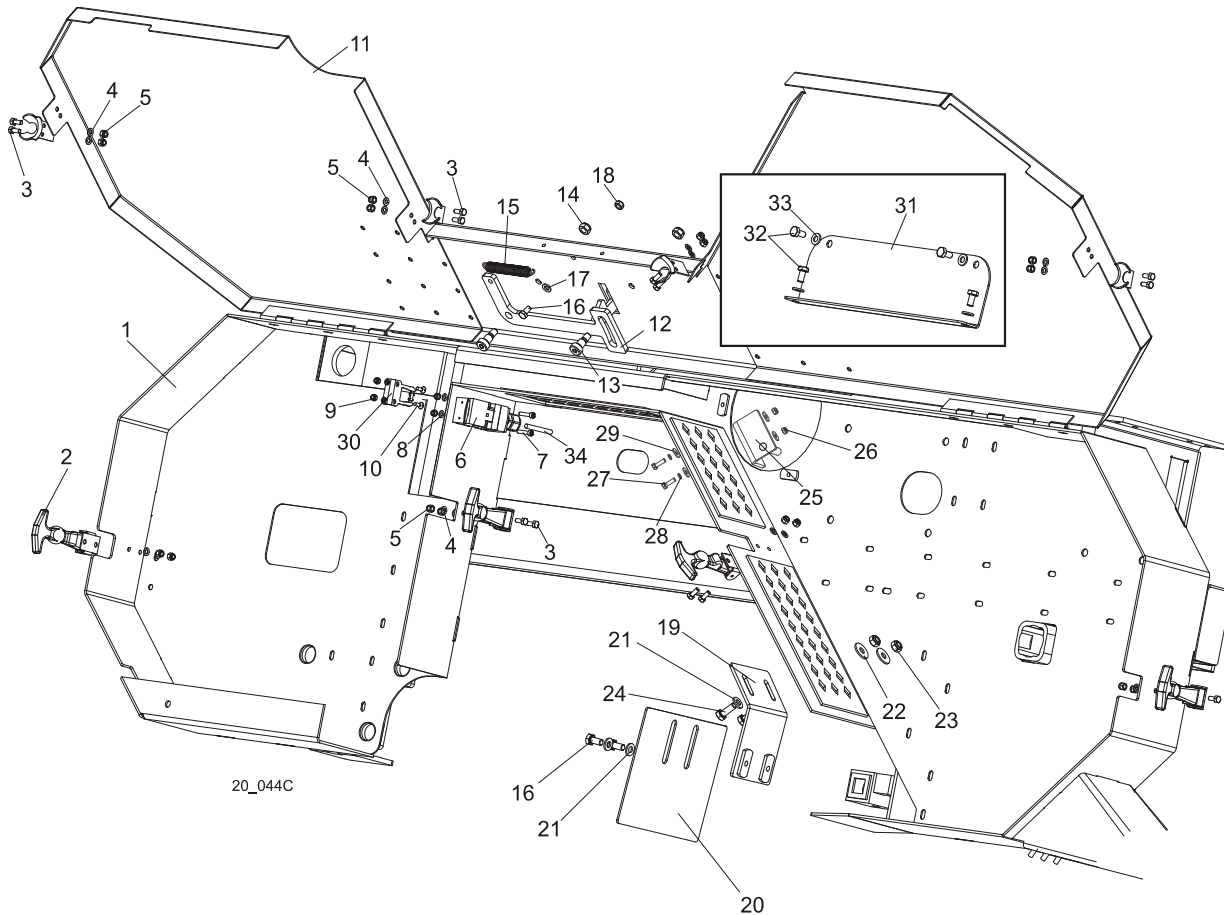


20_063C1

REF.	DESCRIPTION (◆ Indicates Parts Available In Assemblies Only)	PART #	QTY
1	DECAL, LT20 SERIES SAWMILL	092762	1
	PICTOGRAPHIC DECAL KIT, LT20DC	099510	1
2	DECAL, EUROPEAN HEADQUARTERS ADDRESS	015841	1
3	DECAL, SAWMILL COVERS CAUTION	099220	1
4	DECAL, BLADE TENSION (PICTOGRAM)	099219	1
5	DECAL, BLADE MOVEMENT DIRECTION (PICTOGRAM)	096321	1
6	DECAL, SAWDUST CHUTE WARNING (PICTOGRAM)	099222	1
7	DECAL, EYE PROTECTION WARNING (PICTOGRAM)	S12004G	1
8	DECAL, EAR PROTECTION WARNING (PICTOGRAM)	S12005G	1

9	DECAL, USE SAFETY BOOTS (PICTOGRAM)	501465	1	
10	DECAL, READ OPERATOR'S MANUAL (PICTOGRAM)	096317	1	
11	DECAL, BLADE ALIGNMENT	P11789	1	
12	DECAL, BLADE TENSION INDICATOR ADJUSTMENT	510643	1	
13	DECAL, KEEP AWAY - HOT PARTS (PICTOGRAM)	086099	1	
14	DECAL, CE CERTIFIED SAWMILL	P85070	2	
15	DECAL, RUSSIAN SAFETY CERTIFICATION	099401	1	
16	DECAL, INTERNATIONAL SAWMILL NAME	501466	1	
	DECAL, BLADE SETTING	P85066	1	
	DECAL, KEEP AWAY DANGER, PICTOGRAM	099221	1	
	DECAL, MAX. OIL PRESSURE, PICTOGRAM	099524	1	
17	REFLECTOR, 2 DIA RED (MOBILE SAWMILLS ONLY)	521701	1	
18	DECAL, LUBRICATE THE CHAIN	512158	1	
19	DECAL, CLEAN THE CHAIN	512240	1	

4.7 Blade Housing Cover



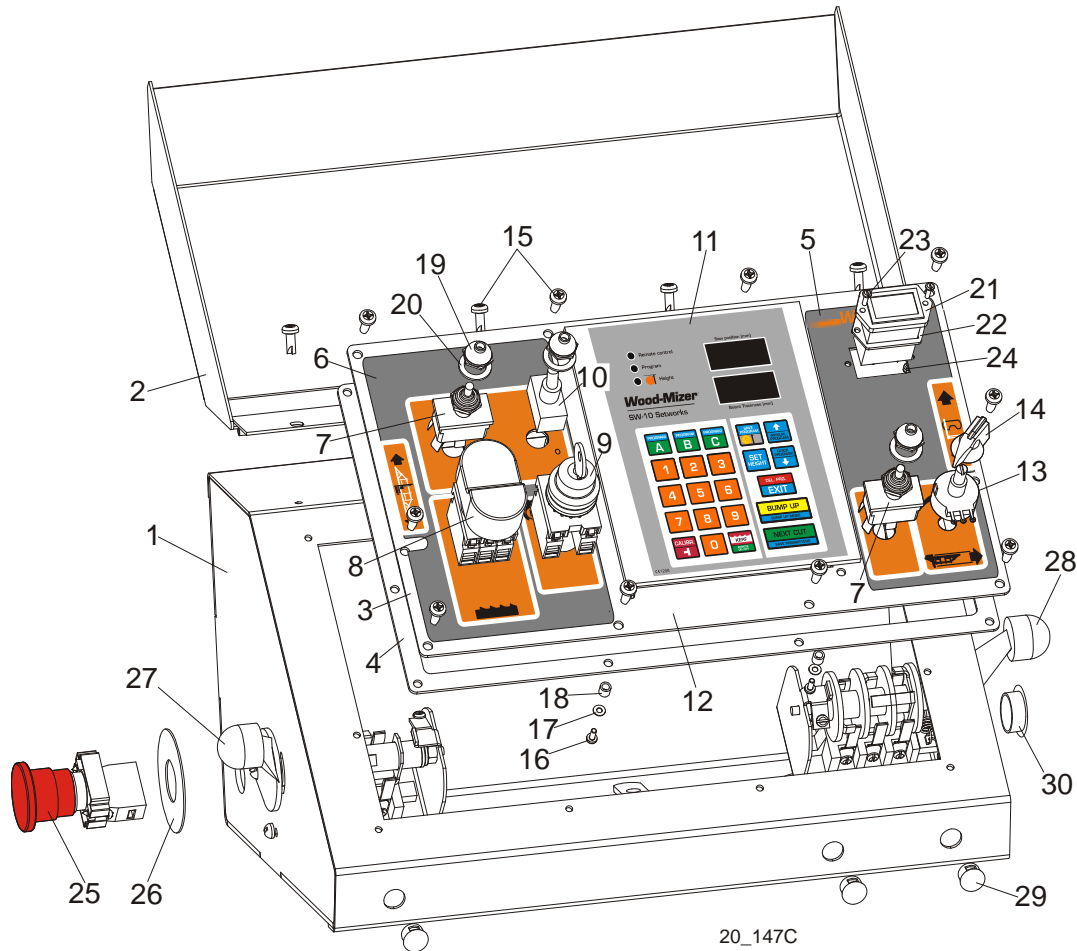
REF.	DESCRIPTION (◆ Indicates Parts Available In Assemblies Only)	PART #	QTY
1	SAW HEAD WELDMENT, LT20	090567	1
2	LATCH, FLEXIBLE DRAW	014829	4
3	BOLT, M5 X 12-5.8 HEX HEAD FULL THREAD ZINC	F81000-5	16
4	WASHER, 5.3 ZINC FLAT	F81052-1	16
5	NUT, M5-8 HEX NYLON ZINC LOCK	F81030-2	16
6	SWITCH, AZ17-11ZRK SAFETY KEY	094232	1
7	SCREW, M4 X 35 8.8 HEX SOCKET HEAD CAP ZINC	F81011-34	2
8	WASHER, 4.3 ZINC FLAT	F81051-2	4
9	NUT, M4-B HEX NYLON ZINC LOCK	F81029-1	4
10	SCREW, M4 X 12 5.8-B SLOTTED COUNTERSUNK HEAD ZINC	F81011-43	2
11	COVER WELDMENT, LT20 BLADE HOUSING	096776-1	1
12	PAWL, LOCKING	090643-1	1
13	SCREW, 10/M8 X 12-12.9 ISO-7379 SOCKET HEAD SHOULDER	F81003-62	2
14	NUT, M8-8-B HEX NYLON ZINC LOCK	F81032-2	2
15	SPRING, 1,6x12x38 EXTENSION	092208	1
16	BOLT, M6 X 12-8.8 HEX HEAD FULL THREAD ZINC	F81001-7	3

17	WASHER, 6.4 ZINC FLAT	F81053-1	1	
18	NUT, M6-8-B HEX NYLON ZINC LOCK	F81031-2	1	
19	BRACKET, BLADE GUIDE ROLLER GUARD	092378-1	1	
20	GUARD, BLADE GUIDE ROLLER	092379-1	1	
21	WASHER, 6.4 ZINC FLAT	F81053-1	4	
22	WASHER, 6.5 ZINC FLAT	F81053-11	2	
23	NUT, M6-8-B HEX NYLON ZINC LOCK	F81031-2	2	
24	BOLT, M6X16 8.8 HEX HEAD FULL THREAD ZINC	F81001-15	2	
25	BRACKET WELDMENT, DRIVE BELT SUPPORT	092636-1	1	
26	NUT, M6-8-B HEX NYLON ZINC LOCK	F81031-2	2	
27	BOLT, M6 X 20-8.8 HEX HEAD FULL THREAD ZINC	F81001-2	2	
28	WASHER 6.1 SPLIT LOCK ZINC	F81053-3	2	
29	WASHER, 6.5 ZINC FLAT	F81053-11	4	
30	KEY, AZ17/170-B5 SAFETY SWITCH	094422	1	
31	COVER, SAW HEAD MOUNT	096788-1	1	
32	BOLT, M6X12-8.8 HEX HEAD FULL THREAD ZINC	F81001-7	4	
33	WASHER, 6.4 FLAT ZINC	F81053-1	4	
34	CABLE, OLFLEX 400P 2X1	R80583-5	3m (DC) 5m (AC)	

4 Saw Head

Control Box (AC Sawmills)

4.8 Control Box (AC Sawmills)



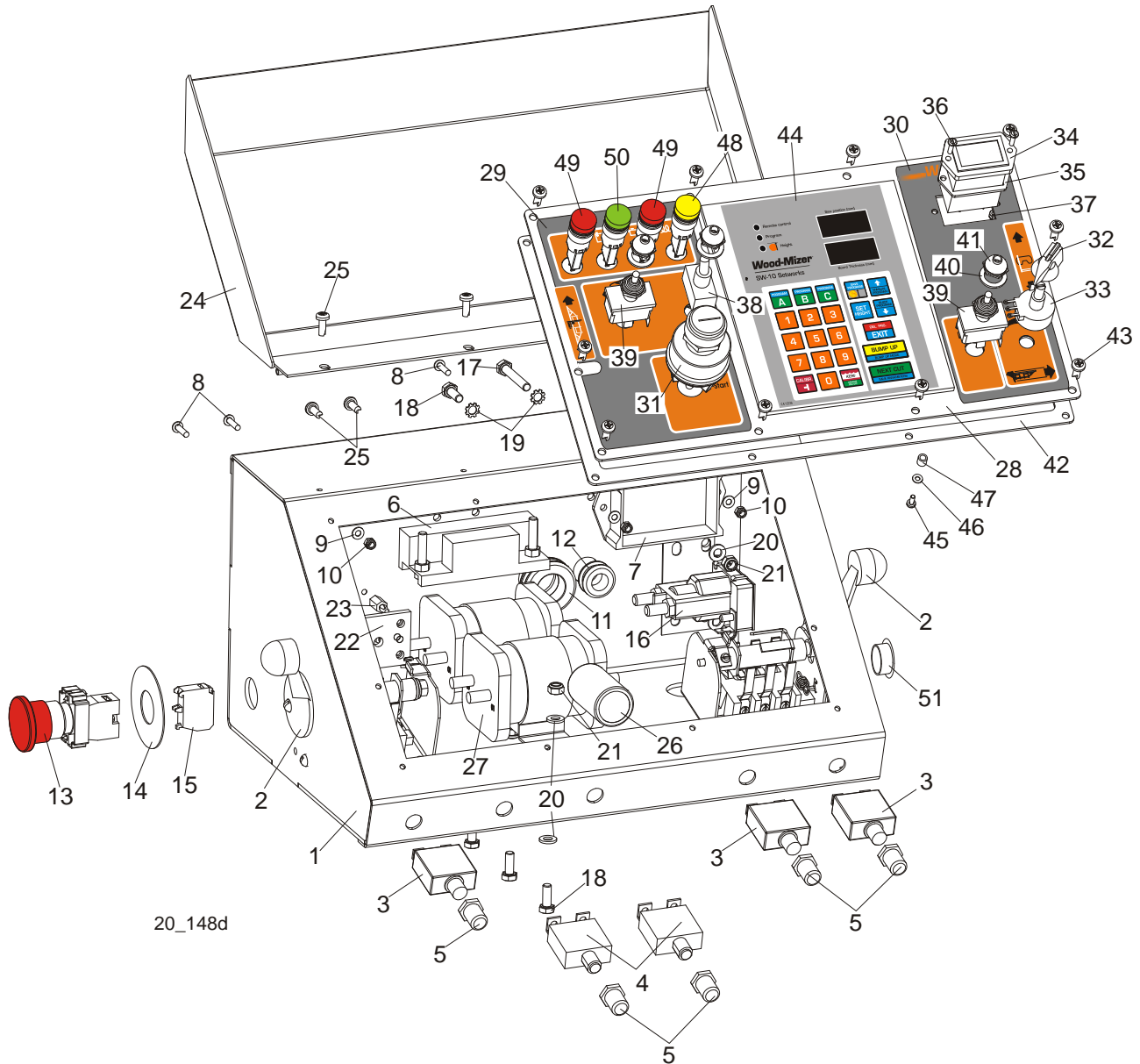
REF.	DESCRIPTION (◆ Indicates Parts Available In Assemblies Only)	PART #	QTY
	CONTROL BOX ASSEMBLY, LT20 AC COMPLETE	097136	1
1	Box Weldment, LT20 AC Control	097134-1	1
2	Cover, LT20 Control Box	097135-1	1
3	Panel, LT20AC Front Control Complete	097131	1
4	Gasket, LT20 Control Box	097132	1
5	Decal, LT20AC/DC Control Box Right	099593	1
6	Decal, LT20AC Control Box Left	099594	1
7	Switch, DPDT Toggle 21A Rev Mom Spade	024200	2
8	Button, 24V Start/Stop	090452	1
	Membrane M22-T-DD	090462	1
9	Switch, M22 3-Position Key	091361	1
	Contact, M22 - K10	091362	2
10	Switch, SPST ON/OFF 15A .25 Tabs Toggle	P03027	1
11	Controller, SW-10 Setworks	500628	1
12	Panel, LT20/40AC Front Control	100572-1	1
13	Potentiometer, 1K Feed Rate	E20519	1
14	Knob, Speed Control	P06257	1

15	Bolt, #10-24x1/2 Ph Pan Hd, Type 23	F05015-17	14	
16	Screw, M3x8 -4.8- Fe/Zn5 PN-M/82202	F81000-83	6	
17	Washer, 3.2 Flat Zinc	F81050-2	6	
18	Tube, 6mm 4.2 long	R80671-4	6	
19	Boot, Toggle Switch	P02575	3	
20	Washer, 1/2x3/4x1/16 Nylon	P05251-1	3	
21	Meter, Hour	093166	1	
22	Gasket, Hour Meter	093346	1	
23	Bolt, M3x12-8.8 Zinc	F81000-12	2	
24	Nut, M3-6 Hex Nylon Zinc Lock	F81028-2	2	
25	Button, XB4 BS542 Emergency Stop	086556	1	
26	Washer, Emergency Stop Switch	086561	1	
27	Switch, 1992GS Pwr/Feed (Service Package)	E20438	1	
28	Switch, 1992 Up/Down (Service Package)	E20440	1	
29	Cap, DP 812 Heyman 12.7 Dia. Hole	086773	3	
30	Cap, SR1086 22.2 Dia. Hole	093544	1	

4 Saw Head

Control Box (DC Sawmills)

4.9 Control Box (DC Sawmills)



20_148d

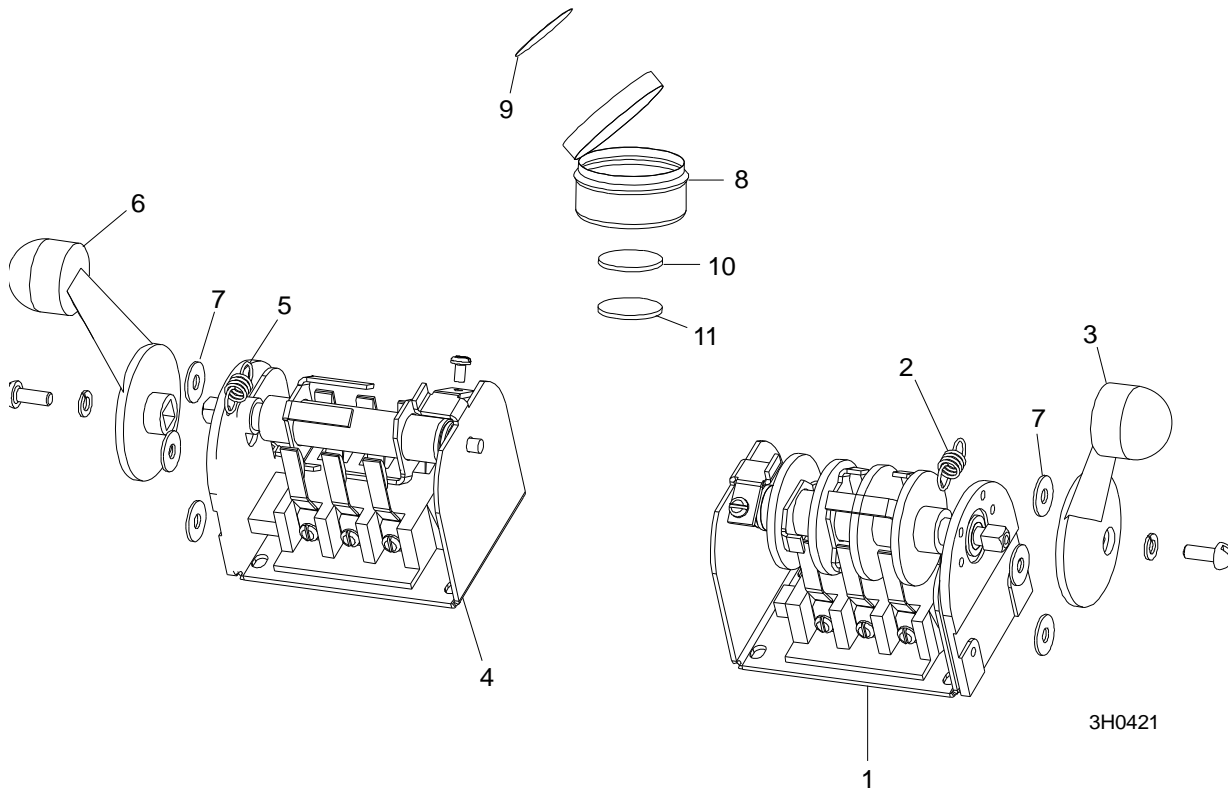
REF.	DESCRIPTION (◆ Indicates Parts Available In Assemblies Only)	PART #	QTY
	CONTROL BOX ASSEMBLY, LT20 DC DIESEL COMPLETE	097167	1
1	Box Weldment, LT20 DC	097165-1	1
2	Switch, 1992GS Pwr/Feed (Service Package)	E20438	2
3	Breaker, 50A Manual Reset Panel Mount	021256	3
4	Breaker, 10A Manual Reset Panel Mount	505374	2
5	Boot, Circuit Breaker	021253	5
6	Module Assy, Mosfet 4x 92-96 P/F	024540	1
7	Control Module Assy, P/F SMT Service '97	024396	1
8	Screw, M4x16 5,8-B Zinc Lock	F81011-42	4
9	Washer, 4.3 Flat Zinc	F81051-2	4

10	Nut, M4-B Hex Nylon Zinc Lock	F81029-1	4	
11	Grommet, 22mm Rubber	087400	1	
12	Grommet, 20/13 Rubber	086188	1	
13	Button, XB4 BS542 Emergency Stop	086556	1	
14	Washer, ZBY9330 Emergency Stop Button	086561	1	
15	Contact, ZBE102	086810	1	
16	Solenoid, 120-943 Hydraulic Shut-Off	P10449	1	
17	Bolt, M6x40-8.8 Hex Head Full Thread Zinc	F81001-5	1	
18	Bolt, M6x16 8.8 Hex Head Full Thread Zinc	F81001-15	6	
19	Washer, 6.4 Exterior Star Lock	F81053-2	2	
20	Washer, 6.4 Flat Zinc	F81053-1	8	
21	Nut, M6-8-B Hex Nylon Lock Zinc	F81031-2	5	
22	Radiator, Diode	091867	1	
23	Spacer, P3/12	R80671-2	4	
24	Cover Weldment, LT20 Complete	097135-1	1	
25	Bolt, #10-24x1/2 Ph Pan Hd, Type 23	F05015-17	6	
26	Capacitor, 10000/63V Elektrolytic	091166	1	
27	Solenoid, 200A 12V DPST	015417	2	
	Panel, LT20DC Front Complete	097163	1	
28	Panel, LT20/40DC Front	100573-1	1	
29	Decal, LT20DC Control Box Left	099592	1	
30	Decal, LT20AC/DC Control Box Right	099593	1	
31	Switch, Key	P04350	1	
32	Knob, Speed Control	P06257	1	
33	Potentiometer, 1k	E20519	1	
34	Meter, Hour	093166	1	
35	Gasket, Hour Meter	093346	1	
36	Bolt, M3x12-8.8 Zinc	F81000-12	2	
37	Nut, M3-6 Hex Nylon Zinc Lock	F81028-2	2	
38	Switch, SPST On/Off 15A .25 Tabs Toggle	P03027	1	
39	Switch, DPDT Toggle 21A Rev Mom Spade	024200	2	
40	Washer, 1/2x3/4x1/16 Nylon	P05251-1	3	
41	Boot, Toggle Switch	P02575	3	
42	Gasket, LT20 Control Box	097132	1	
43	Bolt, #10-24x1/2 Ph Pan Hd, Type 23	F05015-17	10	
44	Controller, SW-10 Setworks	500628	1	
45	Screw, FH ST 3,5x6,5 A4	F81000-82	6	
46	Washer, 3.2 Flat Zinc	F81050-2	6	
47	Spacer, 4.2x6mm Idler	R80671-4	6	
48	Light, XB6AV5BB Yellow	089812	1	
49	Light, XB6AV4BB Red	091099	2	
50	Light, XB6AV3BB Green	087348	1	
51	Cap, SR1086 22.2 Dia. Hole	093544	1	

4 Saw Head

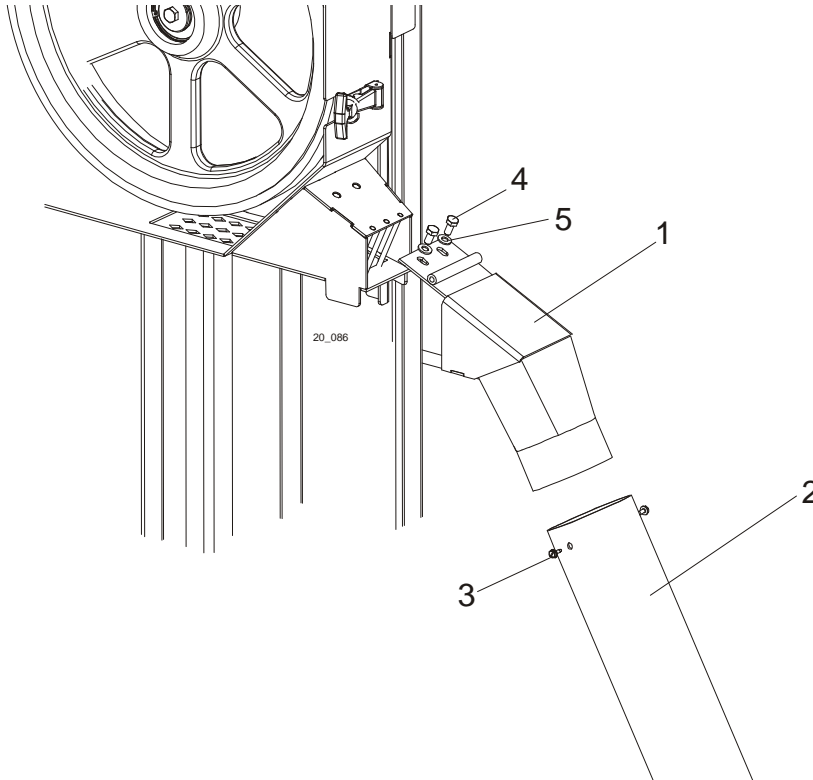
Drum Switches

4.10 Drum Switches



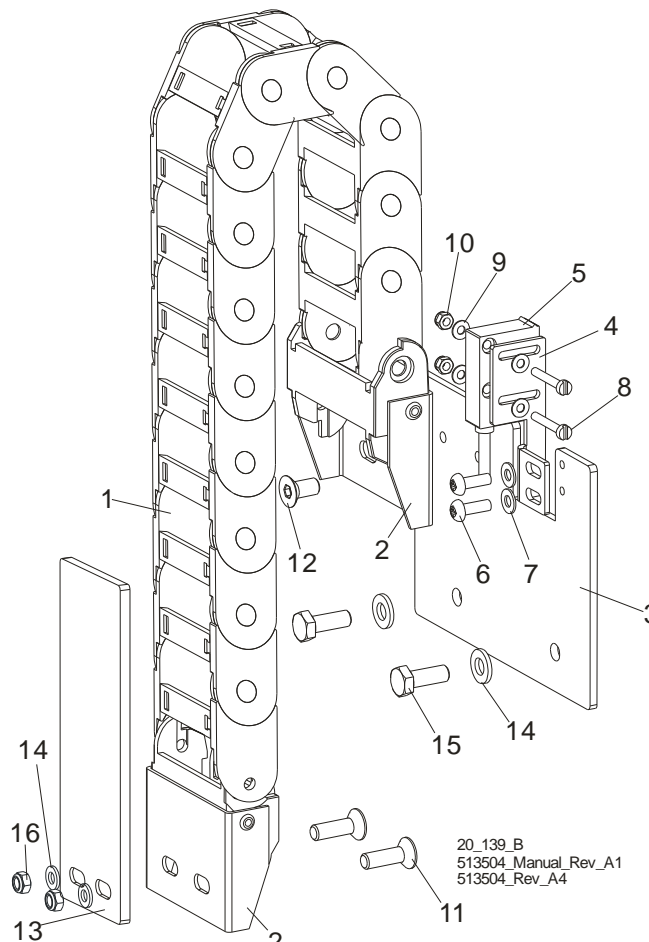
REF.	DESCRIPTION (◆ Indicates Parts Available In Assemblies Only)	PART #	QTY	
	SWITCH ASSEMBLY, UP/DOWN DRUM	E20440	1	
1	Switch, Drum	E20440-B	1	◆
2	Spring, Drum Switch	P12570	1	
3	Handle, Drum Switch w/Screws	P12500	1	
	SWITCH ASSEMBLY, POWER FEED DRUM	E20438	1	
4	Switch, Drum	E20438-B	1	◆
5	Spring, Drum Switch	P12570	1	
6	Handle, Drum Switch w/Screws	P12500	1	
7	WASHER, #8 SAE FLAT	F05011-41	6	
	CUP ASSEMBLY, DRUM SWITCH GREASE	A20463	1	
8	Cup, Plastic Container	P20464	1	◆
9	Label, Grease Cup	P20467	1	
10	Pad, Velcro Loop	P20466	1	◆
11	Pad, Velcro Hook	P20465	1	◆
	Grease, Drum Switch	P20468	.011ml	◆

4.11 Sawdust Chute



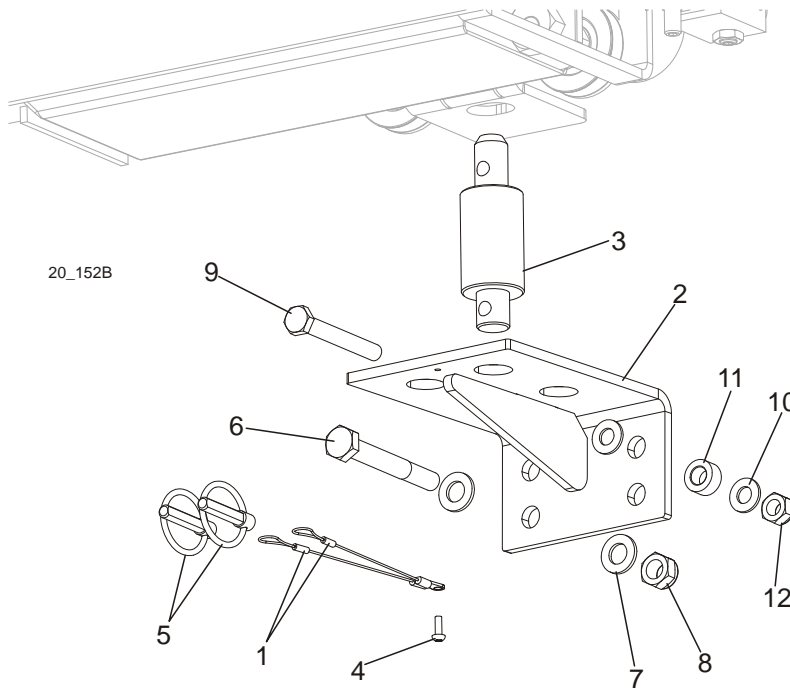
REF.	DESCRIPTION (◆ Indicates Parts Available In Assemblies Only)	PART #	QTY	
1	CHUTE WELDMENT, SAWDUST	100903-1	1	
2	TUBE, SAWDUST CHUTE RUBBER	R02336	1	
3	SCREW, #10-24 X 1/2 SELF-TAPPING	F05015-7	2	
4	BOLT, M8x16	F81002-20	2	
5	WASHER, 8.4 ZINC FLAT	F81054-1	2	

4.12 Up/Down Cable Chain Assembly



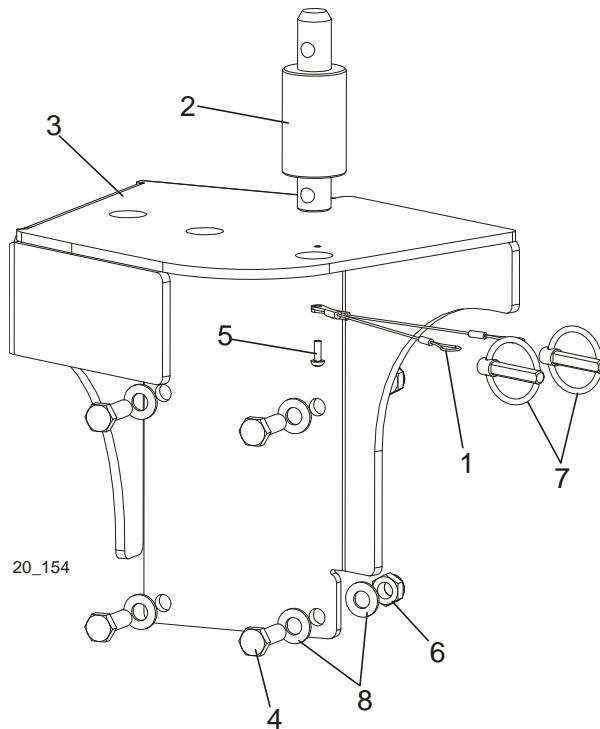
REF.	DESCRIPTION (◆ Indicates Parts Available In Assemblies Only)	PART #	QTY
1	Harness Guide, 1450.050.075.0	512944	1
	HARNESS GUIDE AND SENSOR ASSEMBLY	098052	1
2	Bracket, 14050, 12PZ Mount	512945	1
3	Mounting Plate, Harness and Sensor Assy.	096067-1	1
4	Bracket, Sensor Mount	096068-1	1
5	Sensor, MSK-320	096014	1
6	Screw, M4x12-5.8-B Zinc	F81011-43	2
7	Washer, 4.3 Zinc	F81051-2	2
8	Screw, M3x20-5.8-A Zinc	F81000-8	2
9	Washer, 3.2 Zinc	F81050-2	4
10	Nut, M3-6 Zinc	F81028-2	2
11	Screw, M6x20-10.9 Fe/Zn5 DIN-7991 Flat Socket Head Cap Zinc	F81001-17	2
12	Screw, M6x12-10.9 DIN7991 Flat Socket Head Cap Zinc	F81001-54	2
13	Plate, Guide Mount	098662-1	1
14	Washer, 6.4 Flat Zinc	F81053-1	2
15	Bolt, M6 x 16 8.8 Hex Head Full Thread Zinc	F81001-15	2

4.13 LT20 Saw Head Rest Pin Assembly



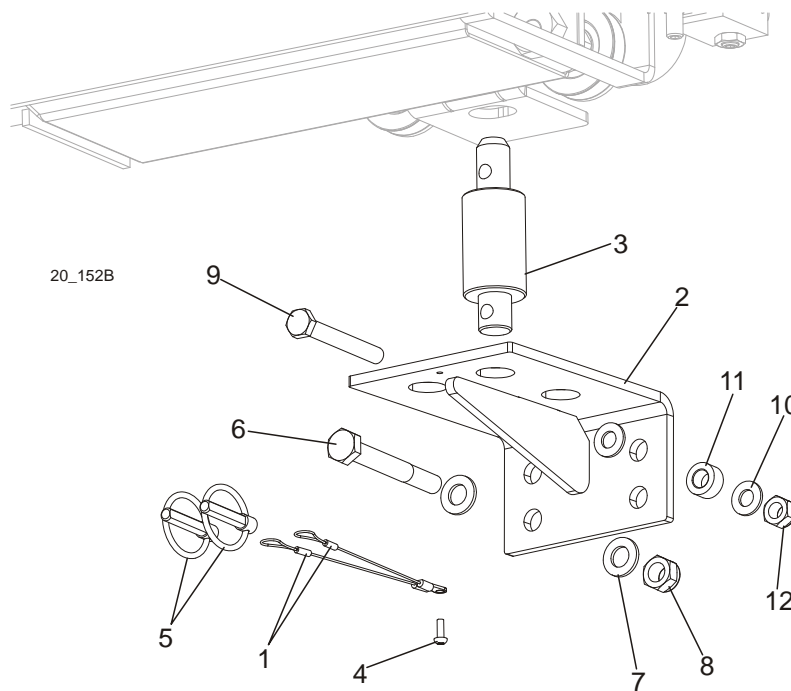
REF.	DESCRIPTION (◆ Indicates Parts Available In Assemblies Only)	PART #	QTY
	BRACKET, LT20 SAW HEAD REST PIN COMPLETE	097936	1
1	LANYARD, 3/64 X 6	016030	2
2	BRACKET, LT20 SAW HEAD REST PIN	092699-1	1
3	PIN, LT20 SAW HEAD REST	097935-1	1
4	SCREW, M4x12 5,8-B CROSS RECESSED PAN HEAD	F81011-43	1
5	PIN, 8 BN914 (BOSSARD 134650) LOCK	F81046-2	2
6	BOLT, M12x95 -8.8- HEX HEAD ZINC-PLATED	F81004-29	1
7	WASHER, 13 FLAT ZINC	F81056-1	2
8	NUT, M12-8 HEX NYLON ZINC LOCK	F81034-2	1
9	BOLT, M10 X 80 -8.8- FE/ZN5 HEX HEAD	F81003-50	1
10	WASHER, 10.5 FLAT ZINC	F81055-1	2
11	BUSHING, ZINC-PLATED SPACER	090936-1	1
12	NUT, M10-8-B HEX NYLON ZINC LOCK	F81033-1	1

4.14 Saw Head Rest Pin Assembly (LT20ME15SAH3 - 1.8 Sawmills)



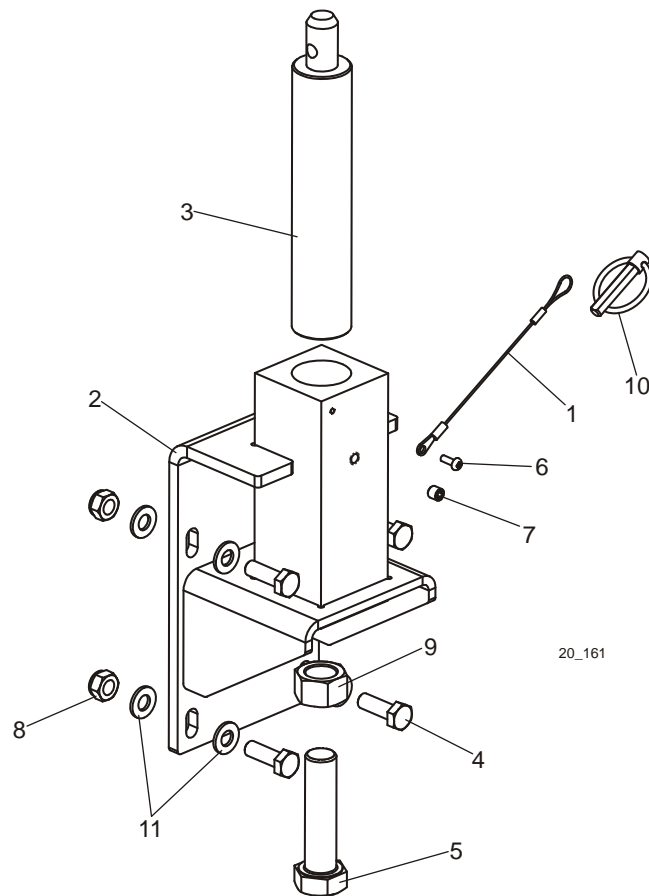
REF.	DESCRIPTION (◆ Indicates Parts Available In Assemblies Only)	PART #	QTY
	KIT, LT20ME15SAH3-1.8 SAW HEAD REST PIN COMPLETE	501670	1
1	LANYARD, 3/64 X 6	016030	2
2	PIN, LT20 SAW HEAD REST	097935-1	1
3	PLATE, LT20ME15SAH3-1.8 SAW HEAD REST PIN	501671-1	1
4	BOLT, M10X30-5.8 HEX HEAD FULL THREAD ZINC	F81003-2	4
5	SCREW, M4x12 5,8-B CROSS RECESSED PAN HEAD	F81011-43	1
6	NUT, M10-8-B HEX NYLON ZINC LOCK	F81033-1	4
7	PIN, 8 BN914 (BOSSARD 134650) LOCK	F81046-2	2
8	WASHER, 10.5 FLAT ZINC	F81055-1	8

4.15 Saw Head Rest Pin Assembly (LT20ME15SAH7-2.2 Sawmills)



REF.	DESCRIPTION (◆ Indicates Parts Available In Assemblies Only)	PART #	QTY
	BRACKET, LT20 SAW HEAD REST PIN COMPLETE	097936	1
1	LANYARD, 3/64 X 6	016030	2
2	BRACKET, LT20 SAW HEAD REST PIN	092699-1	1
3	PIN, LT20 SAW HEAD REST	097935-1	1
4	SCREW, M4x12 5,8-B CROSS RECESSED PAN HEAD	F81011-43	1
5	PIN, 8 BN914 (BOSSARD 134650) LOCK	F81046-2	2
6	BOLT, M12x95 -8.8- HEX HEAD ZINC-PLATED	F81004-29	1
7	WASHER, 13 FLAT ZINC	F81056-1	2
8	NUT, M12-8 HEX NYLON ZINC LOCK	F81034-2	1
9	BOLT, M10 X 80 -8.8- FE/ZN5 HEX HEAD	F81003-50	1
10	WASHER, 10.5 FLAT ZINC	F81055-1	2
11	BUSHING, ZINC-PLATED SPACER	090936-1	1
12	NUT, M10-8-B HEX NYLON ZINC LOCK	F81033-1	1

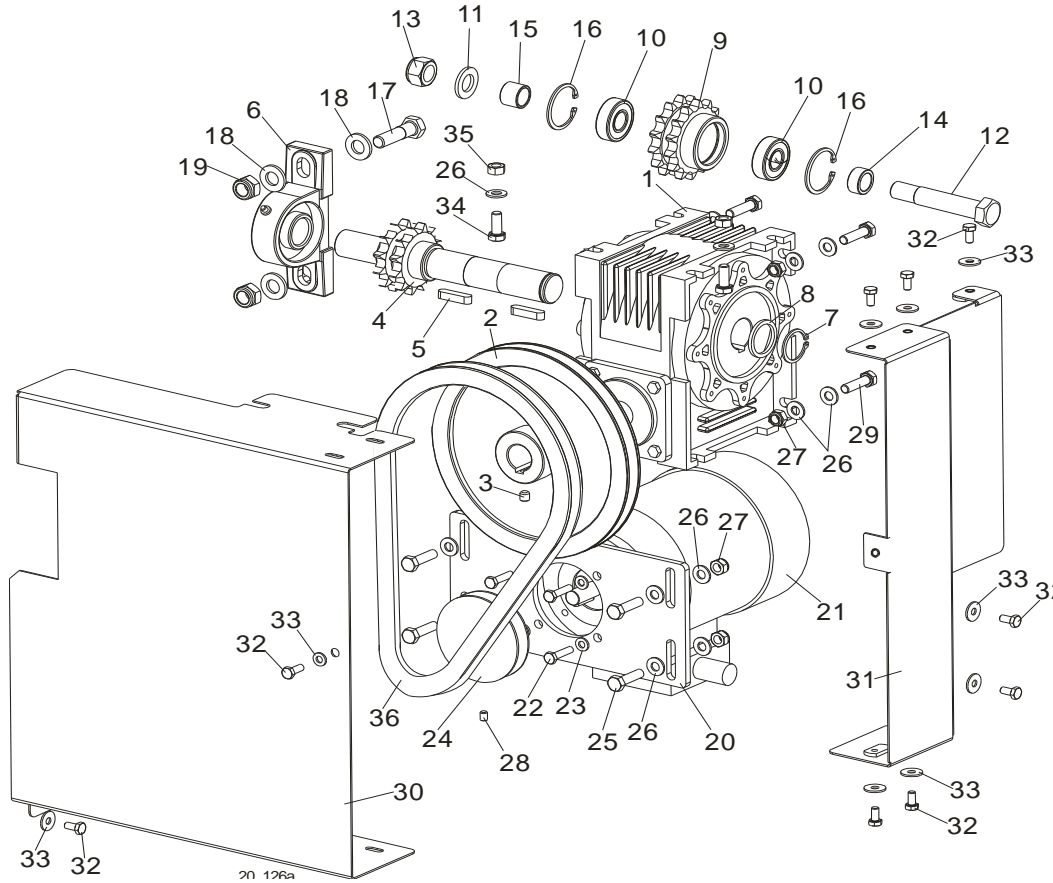
4.16 Saw Head Rest Pin Assembly (LT20MD22SDH7-2.5 Sawmills)



REF.	DESCRIPTION (◆ Indicates Parts Available In Assemblies Only)	PART #	QTY
	KIT, LT20MD22SDH7-2.5 SAW HEAD REST PIN - COMPLETE	505041	1
1	LANYARD, 3/64 X 6	016030	1
2	BRACKET, LT20ME15SAH7-2.2 SAW HEAD REST	505045-1	1
3	PIN, LT20 SAW HEAD REST	505046-1	1
4	BOLT, M10X30-5.8 HEX HEAD FULL THREAD ZINC	F81003-2	4
5	BOLT, M20x80-8.8 HEX HEAD FULL THREAD ZINC	F81007-10	1
6	SCREW, M4x12 5,8-B CROSS RECESSED PAN HEAD	F81011-43	1
7	SCREW, M8X8-33H HEX SOCKET SET FLAT POINT	F81014-1	1
8	NUT, M10-8-B HEX NYLON ZINC LOCK	F81033-1	4
9	NUT, M20-8 HEX ZINC	F81037-1	1
10	PIN, 8 BN914 (BOSSARD 134650) LOCK	F81046-2	1
11	WASHER, 10.5 FLAT ZINC	F81055-1	8

SECTION 5 UP/DOWN ASSEMBLY

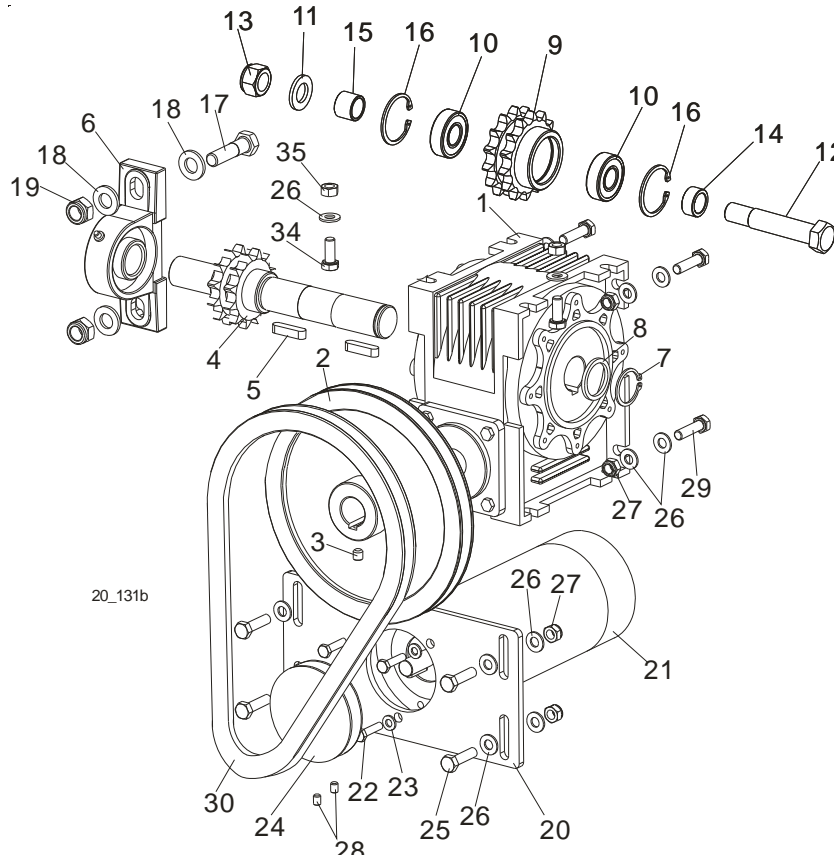
5.1 Up/Down Assembly, AC Mills



REF.	DESCRIPTION (◆ Indicates Parts Available In Assemblies Only)	PART #	QTY	
	MOTOR ASSEMBLY, LT20 AC UP/DOWN	098300	1	◆
	Motor Assembly, LT20 Up/Down	098299	1	
1	Box, R-63/66/F1/B3 Gear	097786	1	
2	Pulley, LT20	091078-1	1	
3	Screw, M8x8-33H Hex Socket Set Flat Point	F81014-1	1	
4	Shaft, LT20 Up/Down w/Sprocket	512249-1	1	
5	Key, A8x7x32 Parallel	088564	2	
6	Bearing Assembly, UCP 205CX	088468	1	
7	Ring, Z28 Outside Retaining	F81090-12	1	
8	Washer	098351	1	
	Sprocket Assembly	512276	2	
9	Sprocket, ULMER T08260	512247-1	1	
10	Spacer, Drive Bearing	098166	2	
11	Washer, M16 Flat Zinc	F81058-1	2	
12	Pin, Up/Down Drive Shaft	098289-1	1	
13	Nut, M16-8 Hex Nylon Zinc Lock	F81036-2	1	

14	BUSHING, D42 BELT TENSIONER SPACER ZINC-PL.	087965-1	1	
15	BUSHING, UP/DOWN SPROCKET SPACER ZINC-PL.	088792-1	1	
16	RING, W40 INSIDE RETAINING	F81090-3	2	
17	Bolt, M12x45-8.8 Hex Head Zinc	F81004-32	2	
18	Washer, 13 Flat Zinc	F81056-1	4	
19	Nut, M12-8 Hex Nylon Zinc Lock	F81034-2	2	
	Motor Assembly, LT20 AC Up/Down	091302	1	
20	Plate, LT20AC Up/Down Motor Mount	098355-1	1	
21	Motor, SKh 71- 4B2 RAL 9005	091304	1	
22	Bolt, M6x25-5.8 Hex Head Full Thread Zinc	F81001-3	4	
23	Washer, 6.4 Flat Zinc	F81053-1	4	
24	Pulley, LT20 Power Feed Gear Box	090699-1	1	
25	Bolt, M8x30-5.8 Hex Head Full Thread Zinc	F81002-2	4	
26	Washer, 8.4 Flat Zinc	F81054-1	18	
27	Nut, M8-8-B Hex Nylon Zinc Lock	F81032-2	8	
28	Screw, M6x8 Hex Socket Set Flat Point Zinc	F81013-1	1	
29	Bolt, M8x30-8.8-B Hex Head Full Thread Zinc	F81002-7	4	
30	Guard, Up/Down Front	098393-1	1	
31	Guard, Side Complete	098395-1	1	
32	Bolt, M6x12-8.8 Hex Head Full Thread Zinc	F81001-7	9	
33	Washer, 6.5 Special Flat Zinc	F81053-11	9	
34	Bolt, M8x20-5.8 Hex Head Full Thread Zinc	F81002-1	2	
35	Nut, M8-8-B Hex Zinc	F81032-1	2	
36	V-Belt, HA-800 (Kleberg)	091086	1	

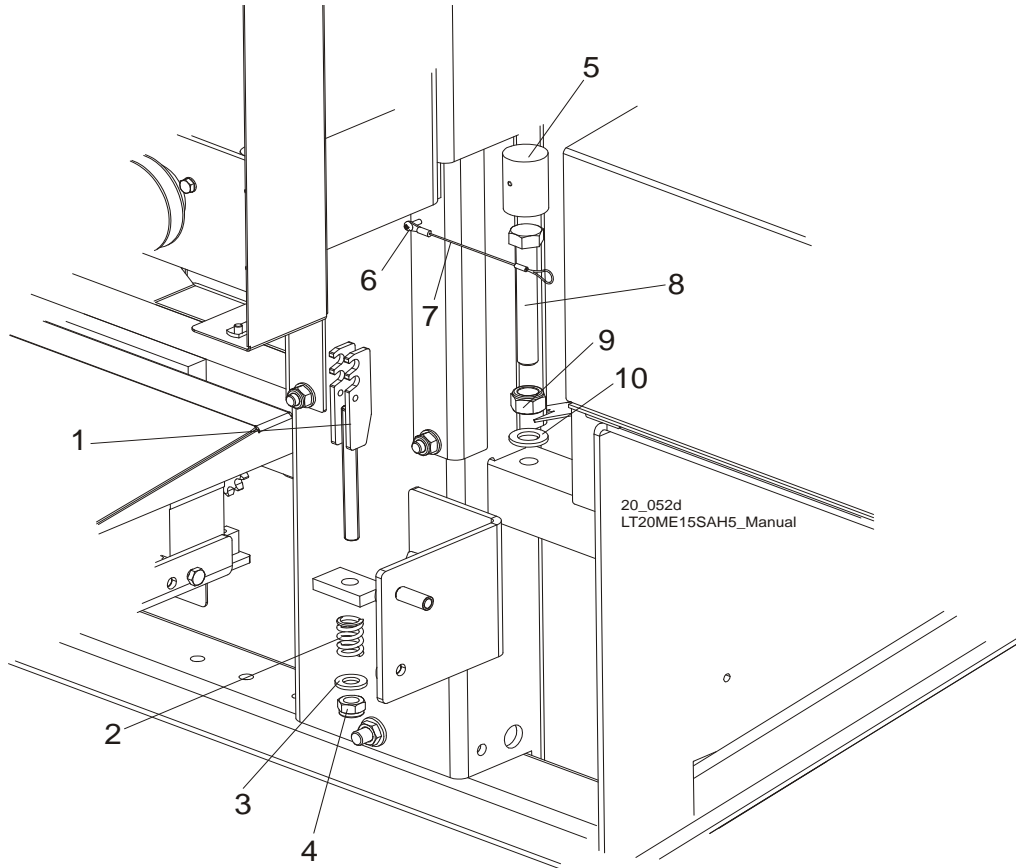
5.2 Up/Down Assembly, DC Mills



REF.	DESCRIPTION (◆ Indicates Parts Available In Assemblies Only)	PART #	QTY	
	MOTOR ASSEMBLY, LT20 DC UP/DOWN	098346	1	◆
	Motor Assembly, LT20 Up/Down	098299	1	
1	Box, R-63/66/F1/B3 Gear	097786	1	
2	Pulley, LT20	091078-1	1	
3	Screw, M8x8-33H Hex Socket Set Flat Point	F81014-1	1	
4	Shaft, LT20 Up/Down w/Sprocket	512249-1	1	
5	Key, A8x7x32 Parallel	088564	2	
6	Bearing Assembly, UCP 205CX	088468	1	
7	Ring, Z28 Outside Retaining	F81090-12	1	
8	Washer	098351	1	
	Sprocket Assembly	512276	2	
9	Sprocket, ULMER T08260	512247-1	1	
10	Spacer, Drive Bearing	098166	2	
11	Washer, 17 Flat Zinc	F81058-1	2	
12	Pin, Up/Down Drive Shaft	098289-1	1	
13	Nut, M16-8 Hex Nylon Zinc Lock	F81036-2	1	
14	Bushing, D42 Belt Tensioner Spacer Zinc-pl.	087965-1	1	
15	Bushing, Up/down Sprocket Spacer Zinc-pl.	088792-1	1	
16	Ring, W40 Inside Retaining	F81090-3	2	
17	Bolt, M12x45-8.8 Hex Head Zinc	F81004-32	2	

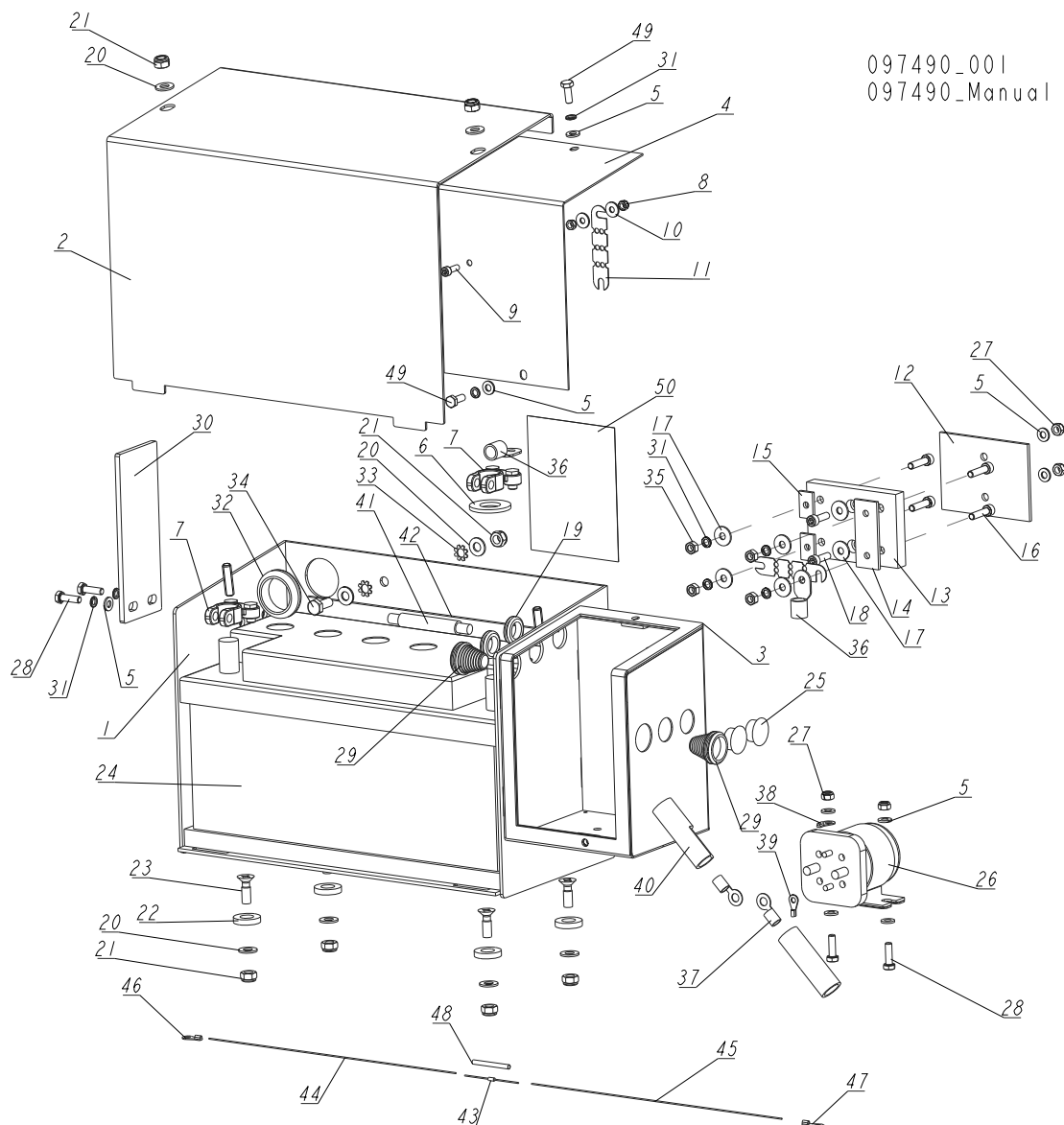
18	Washer, 13 Flat Zinc	F81056-1	4	
19	Nut, M12-8 Hex Nylon Zinc Lock	F81034-2	2	
	Motor Assembly, LT20 DC Up/Down	091303	1	
20	Plate, LT20 DC Up/Down Motor Mount	098363-1	1	
21	Motor, 0.5HP 12V DC Up/Down & Power Feed	006747	1	
	Brush Kit, 0.5/0.75HP 12VDC	061794		
22	Bolt, M6x25 -5.8 Hex Head Full Thread Zinc	F05005-1	3	
23	Washer, 6.4 Flat Zinc	F81053-1	3	
24	Pulley, "A" SR. 82/12.7	093158-1	1	
25	Bolt, M8x30-5.8 Hex Head Full Thread Zinc	F81002-2	4	
26	Washer, 8.4 Flat Zinc	F81054-1	18	
27	Nut, M8-8-B Hex Nylon Zinc Lock	F81032-2	8	
28	Screw, M6x8 Hex Socket Set Flat Point Zinc	F81013-1	2	
29	Bolt, M8x30-8.8-B Hex Head Full Thread Zinc	F81002-7	4	
30	V-Belt, HA-800 (Kleberg)	091086	1	

5.3 Up/Down Chain Tensioner Assembly



REF.	DESCRIPTION (◆ Indicates Parts Available In Assemblies Only)	PART #	QTY	
1	TENSIONER WELDMENT, LT20 UP/DOWN CHAIN ZINC-PLATED	512259-1	1	
2	SPRING, 14 X 30 X 3.2	090797	1	
3	WASHER, 13 ZINC FLAT	F81056-1	1	
4	NUT, M12-8 HEX NYLON ZINC LOCK	F81034-2	1	
	BLOCK, HEAD SUPPORTING, COMPLETE	097775	1	
5	Block, Head Support	097771-1	1	
6	Screw, M4x12-5.8-B Cross Recessed Pan Head Zinc	F81011-43	1	
7	Lanyard, 3/64 x 6	016030	1	
8	BOLT, M16X110-8.8 HEX HEAD ZINC	F81006-24	1	
9	NUT, M16-8 HEX NYLON ZINC LOCK	F81036-2	1	
10	WASHER, 17 FLAT ZINC	F81058-1	1	
	CHAIN, LT20 UP/DOWN TYPE 10B-2-111 LINKS	512641	1	

5.4 Battery Box Assembly (DC Sawmills)

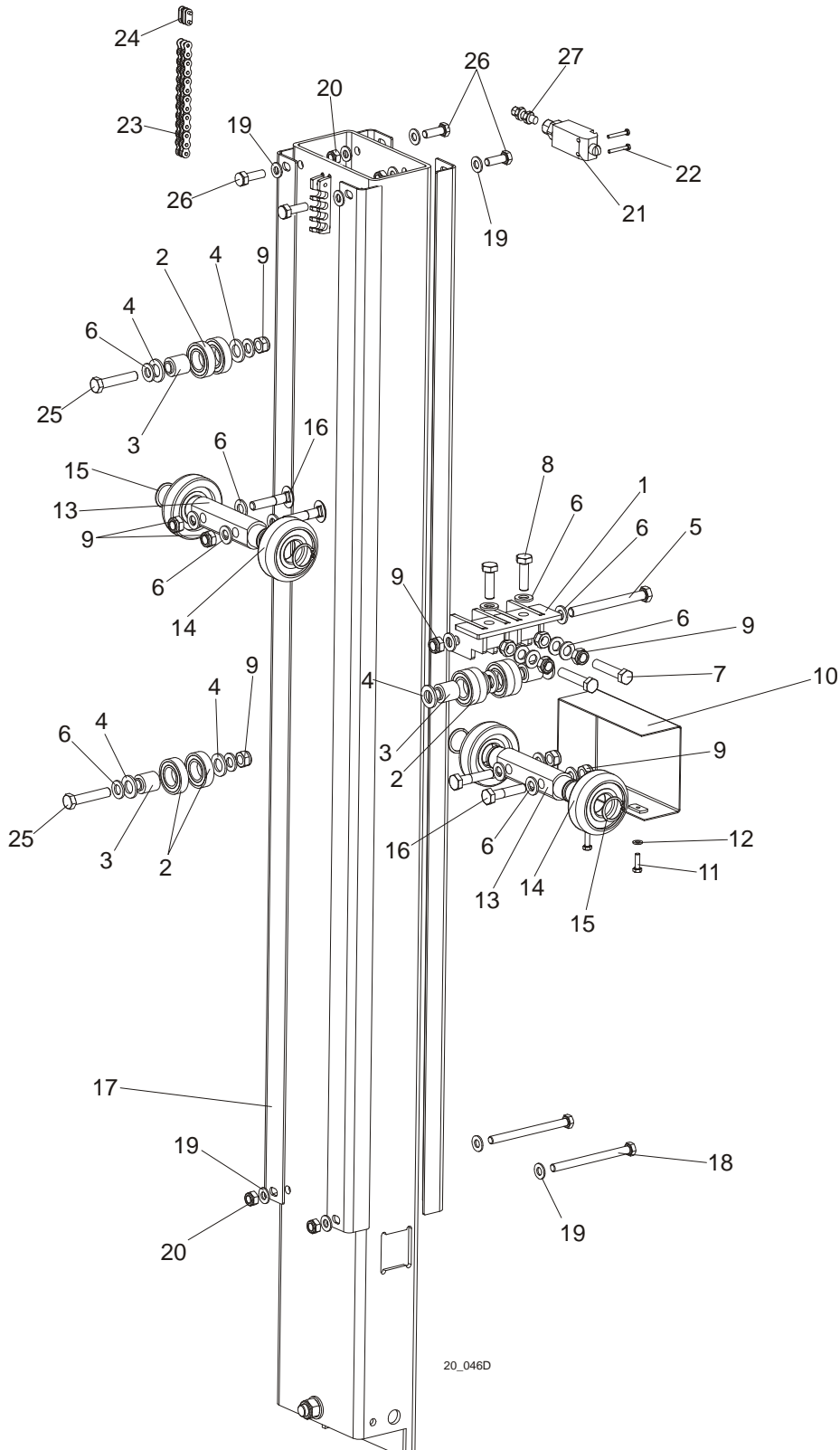


REF.	DESCRIPTION (◆ Indicates Parts Available In Assemblies Only)	PART #	QTY
	BATTERY BOX, T20 B/H - COMPLETE	097490	1
1	BOX, BATTERY	097486-1	1
2	LID, BATTERY BOX	097489-1	1
3	GASKET, FUSE BOX	092226	1
4	LID, FUSE BOX	092222-1	1
5	WASHER, 6.4 FLAT ZINC	F81053-1	10
6	WASHER, FELT BATTERY TERMINAL	P12161	1
7	TERMINAL, BATTERY	P05085	2
8	NUT, M5-8 DIN985 ZINC-PLATED	F81030-2	2
9	SCREW, M5X16-8.8 HEX SOCKET HEAD CAP ZINC	F81000-25	1
10	WASHER, 5.5 SPECIAL FLAT ZINC	F81052-3	2
11	FUSE, 150A 12V LINK	023361	2

REF.	DESCRIPTION (◆ Indicates Parts Available In Assemblies Only)	PART #	QTY	
12	PLATE, 1/8 PLASTIC FUSE BOX	015287	1	
	BLOCK ASSEMBLY, FUSE, HIGH AMP	017665	1	
13	FUSE BLOCK, RYERTEX HIGH AMP	017664	1	
14	POST WELDMENT, FUSE BLOCK, HIGH AMP	017663	1	
15	NUT, 1/4-20 WELD CADMIUM PLATED	S12392	2	
16	SCREW, M6X25-8.8 HEX SOCKET HEAD CAP ZINC	F81001-41	4	
17	WASHER, 6.5 SPECIAL FLAT ZINC	F81053-11	6	
18	SCREW, M6X20 8.8 HEX SOCKET HEAD CAP ZINC	F81001-22	2	
19	GROMMET, 5/8 ID RUBBER	P11764	2	
20	WASHER, 8.4 FLAT ZINC	F81054-1	8	
21	NUT, M8 8 HEX NYLON ZINC LOCK	F81032-2	7	
22	BUSHING, 12.6 HOLE 5MM LONG SPACER	R80671-5	4	
23	SCREW, M8X25-5.8 CROSS RECESSED COUNTERSUNK HEAD ZINC	F81002-51	4	
24	BATTERY, "BANNER" 12V100AH	088323	1	
25	CAP, SR1086 22.2 HOLE	093544	2	
26	SOLENOID, 200A 12V SPST CONT. DUTY	015470	1	
27	NUT, M6-8-B HEX NYLON ZINC LOCK	F81031-2	4	
28	BOLT, M6X20 8.8 HEX HEAD FULL THREAD ZINC	F81001-2	4	
29	GROMMET, 1709 (26/3/10-22) STEPPED	098816	2	
30	PLATE, GUIDE	098662-1	1	
31	WASHER, Z 6.1 SPLIT LOCK ZINC	F81053-3	8	
32	GROMMET, PVC 32/38 BL.3MM	500663	1	
33	WASHER, 8.4 EXTERIOR STAR LOCK ZINC	F81054-3	2	
34	BOLT, M8X20 8.8 HEX HEAD FULL THREAD ZINC	F81002-4	1	
35	NUT, M6 8 HEX ZINC	F81031-1	4	
36	TERMINAL, KO50/6 RING	F81067-4	2	
37	TERMINAL, K050/8 RING	F81067-2	2	
38	TERMINAL, KO 2.5/6 RING	F81064-13	1	
39	TERMINAL, KO 2.5/5 RING	F81064-1	1	
40	BOOT, 5/8 BLACK BATTERY TERMINAL	S11947	2	
41	CABLE, H07V-K BK 1X50	R80591-1	1	
42	CABLE, H05V-K 1X1MM2 BK BLACK	R80583-21	1	
	DIODE, INDUCTIVE KICK PROTECTION - COMPLETE	087496	1	
43	DIODE, 1N4007	087497	1	
44	CABLE, H05V-K 1X1MM2 RD RED	R80583-2	1	
45	CABLE, H05V-K 1X1MM2 BK BLACK	R80583-21	1	
46	TERMINAL, KO 2.5/5 RING	F81064-1	1	
47	TERMINAL, 2.5/6 RING	F81064-13	1	
48	TUBING, RC4/1 BLACK HEAT SHRINK	R80600-5	1	
49	BOLT, M6X16-8.8 HEX HEAD FULL THREAD ZINC	F81001-15	2	
50	DECAL, FUSE LINK 150A ID	015369	1	

SECTION 6 UP/DOWN ROLLERS & BLADE HEIGHT SCALE

6.1 Up/Down Rollers

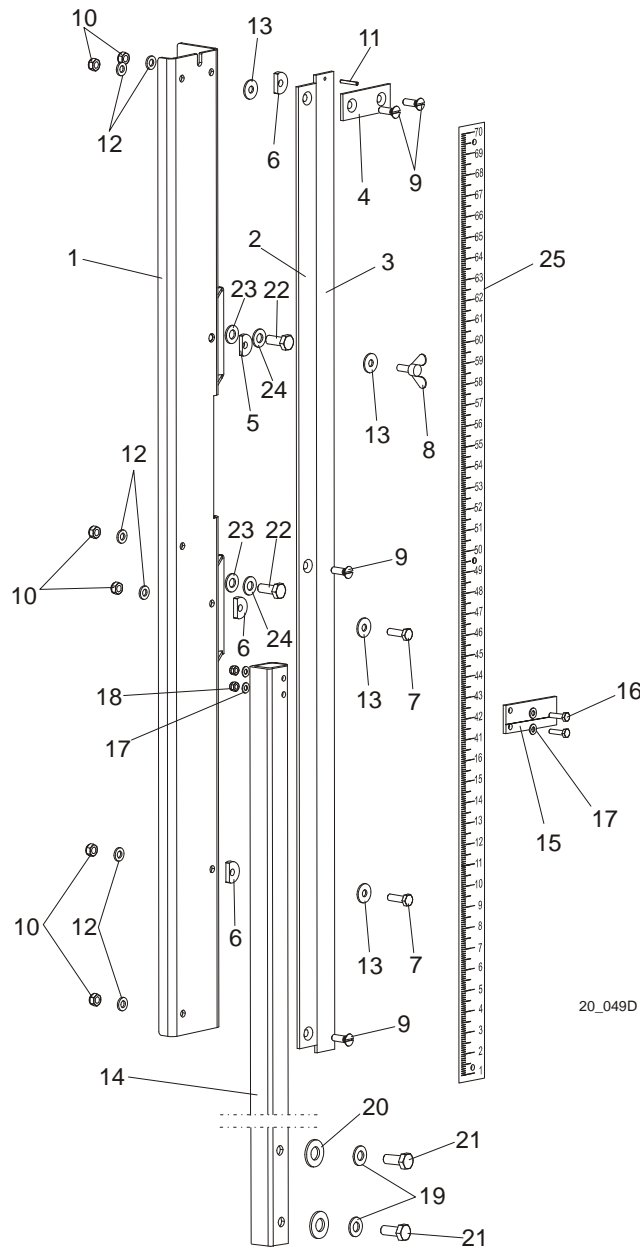


20_046D

REF.	DESCRIPTION (◆ Indicates Parts Available In Assemblies Only)	PART #	QTY
1	BRACKET WELDMENT, LT20 UP/DOWN ROLLER	091095-1	1

2	BEARING, 6005 2RS CX	089652	8	
3	BUSHING, LT20 UP/DOWN ROLLER	090790	4	
4	WASHER, 17 ZINC FLAT	F81058-1	10	
5	BOLT, M12 X 120 8.8 HEX HEAD ZINC	F81004-38	1	
6	WASHER, 13 ZINC FLAT	F81056-1	20	
7	BOLT, M12 X 60-8.8 HEX HEAD FULL THREAD ZINC	F81004-51	2	
8	BOLT, M12 X 40-8.8 HEX HEAD FULL THREAD ZINC	F81004-4	2	
9	NUT, M12-8 HEX NYLON ZINC LOCK	F81034-2	11	
10	GUARD, LT20 UP/DOWN ROLLERS PTD	091619-1	1	
11	BOLT, M6 X 20-8.8 HEX HEAD FULL THREAD ZINC	F81001-2	2	
12	WASHER, 6.4 ZINC FLAT	F81053-1	2	
13	SHAFT, UP/DOWN ROLLERS ZINC-PLATED	090616-1	2	
14	ROLLER, CBK-468	088433	4	
15	RING, Z30 SPRING RETAINING	F81090-23	4	
16	BOLT, M12X55-8.8 HEX HEAD FULL THREAD ZINC	F81004-43	4	
17	ANGLE, LT20 MAST TUBE	091182	4	
18	BOLT, M10 X 125-8.8 HEX HEAD ZINC	F81003-18	2	
19	WASHER, 10.5 ZINC FLAT	F81055-1	22	
20	NUT, M10-8-B HEX NYLON ZINC LOCK	F81033-1	10	
21	SWITCH, GLCB01C LIMIT	100910	1	
22	BOLT, M4 X 30 8.8 HEX HEAD FULL THREAD ZINC	F81011-5	2	
23	CHAIN, LT20 UP/DOWN TYPE 10B-2-111 LINKS	512641	1	
24	LINK, 10B-2Pz	088673	1	
25	BOLT, M12X60-8.8 HEX HEAD ZINC	F81004-5	2	
26	BOLT, M10X25-8.8 HEX HEAD FULL THREAD ZINC	F81003-11	4	
27	GROMMET DP 9/H	F81096-2	1	

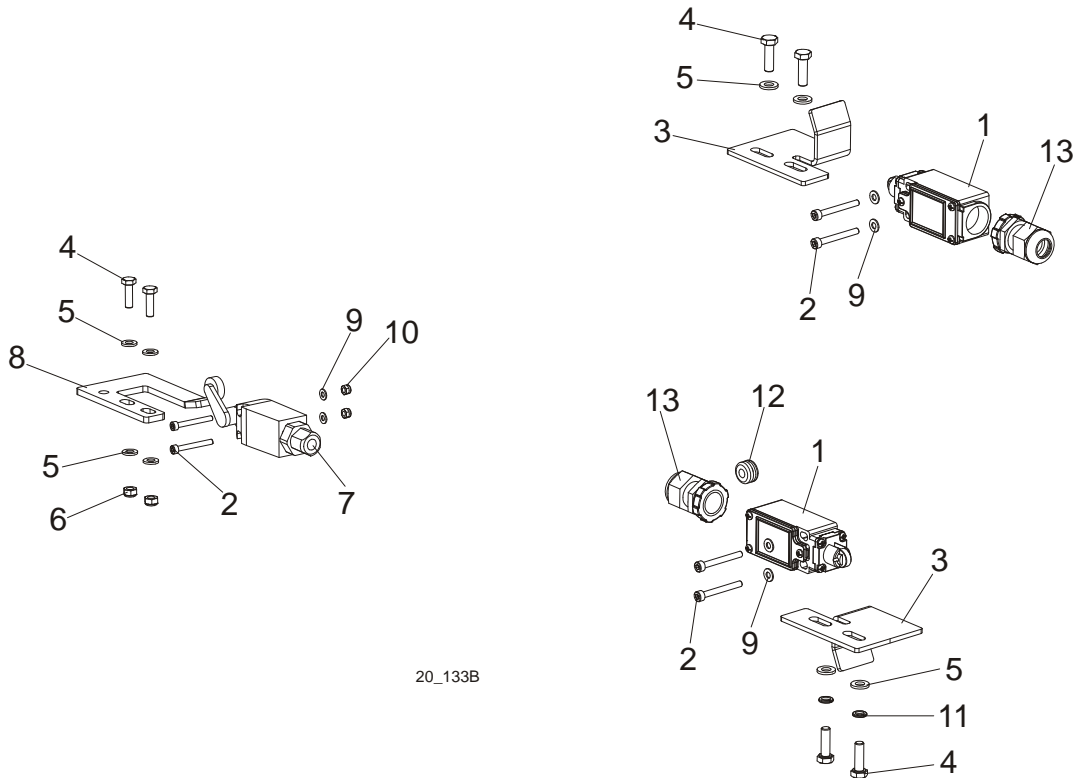
6.2 Blade Height Scale



REF.	DESCRIPTION (◆ Indicates Parts Available In Assemblies Only)	PART #	QTY
	SCALE, LT20 W/INDICATOR COMPLETE	504253	1
	SCALE, LT20 COMPLETE	093135	1
1	BRACKET, SCALE MOUNT PTD	092749-1	1
2	BAR, SCALE	092750	1
3	BAR, INCH SCALE	093133	1
4	BAR, SCALE MOUNT	093134	1
5	WASHER, 6.2X20X3.5 SPECIAL	503096	1
6	WASHER, 6.2X20X4.5 SPECIAL	503098	3
7	BOLT, M6X20-8.8 HH FULL THREAD ZINC	F81001-2	2
8	SCREW, M6X16 BN276 DIN 316 THUMB	F81001-16	1

9	SCREW, M6X20- 4.8-B FE/ZN5 PN-85/M-82207	F81001-31	4	
10	NUT, M6-8-B HEX NYLON LOCK ZINC	F81031-2	6	
11	PIN, 3x20 ROLL ZINC	F81044-5	1	
12	WASHER, 6.4 FLAT ZINC	F81053-1	6	
13	WASHER, 6.5 SPECIAL FLAT ZINC	F81053-11	4	
	INDICATOR, LT20 CUTTING HEIGHT COMPLETE	504086	1	
14	BRACKET, SCALE INDICATOR MOUNT	092751-1	1	
15	INDICATOR, BLADE HEIGHT SCALE	094821	1	
16	BOLT, M5x16-8.8 HEX HEAD FULL THREAD ZINC	F81000-20	2	
17	WASHER, 5.3 FLAT ZINC	F81052-1	4	
18	NUT, M5-8-Fe/Zn5 DIN985	F81030-2	2	
19	WASHER, 8.4 FLAT ZINC	F81054-1	2	
20	WASHER, 8.2 SPLIT LOCK ZINC	F81054-4	2	
21	BOLT, M8 X 45 - 8.8 HEX HEAD FULL THREAD ZINC	F81002-14	2	
22	BOLT, M8 X 20-5.8 HEX HEAD FULL THREAD ZINC	F81002-1	2	
23	WASHER, 8.5 SPECIAL FLAT ZINC	F81054-11	2	
24	WASHER, 8.2 SPLIT LOCK ZINC	F81054-4	2	
25	DECAL, LT20 0-80CM METRIC SCALE	091239	1	
	DECAL, 45-63MM METRIC	P12040-2	1	
	DECAL, 16-40MM METRIC	P12040-1	1	

6.3 Limit Switches

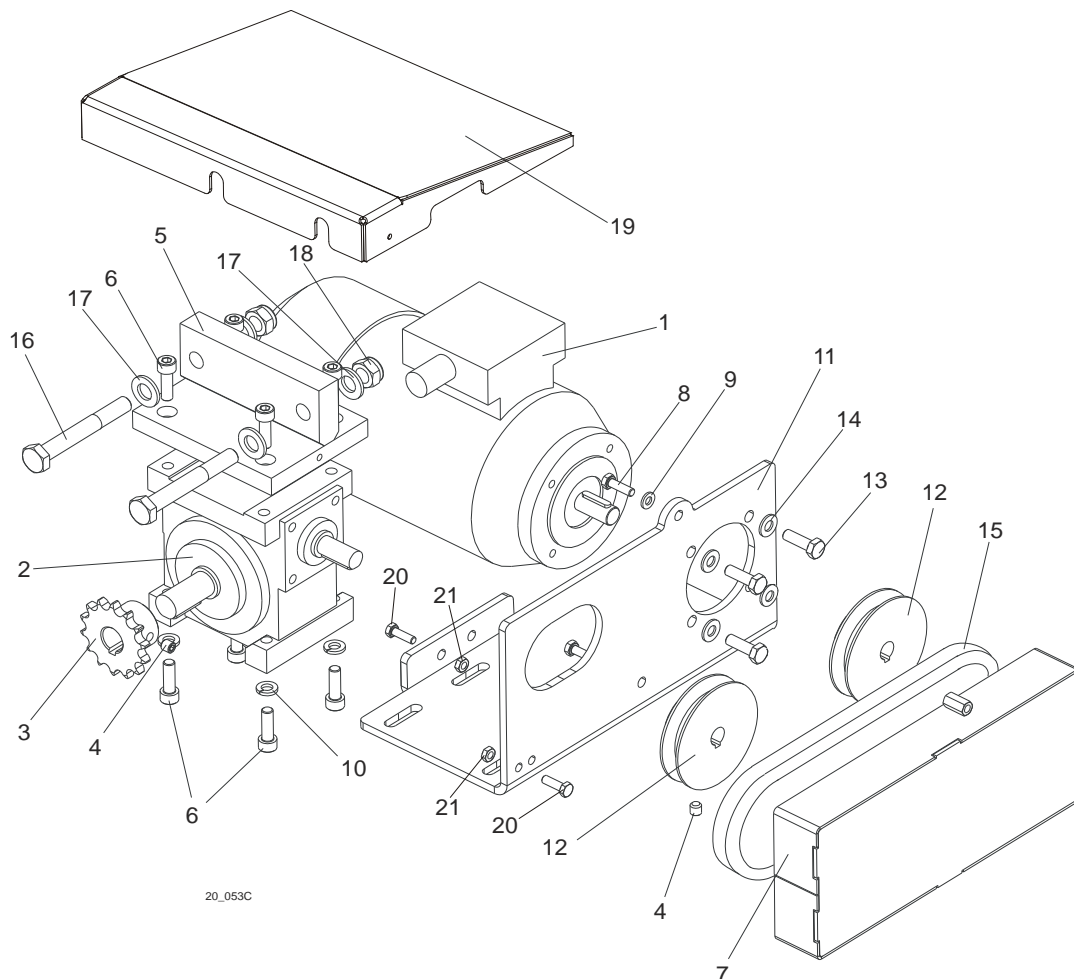


20_133B

REF.	DESCRIPTION (◆ Indicates Parts Available In Assemblies Only)	PART #	QTY
1	SWITCH, GLCB01C LIMIT	100910	2
2	SCREW, M4x35-8.8 HEX SOCKET HEAD CAP ZINC	F81011-34	6
3	BRACKET, LIMIT SWITCH	091682-1	2
4	BOLT, M6X20-8.8 HEX HEAD FULL THREAD ZINC	F81001-2	6
5	WASHER, 6.4 FLAT ZINC	F81053-1	8
6	NUT, M6-8-B HEX NYLON LOCK ZINC	F81031-2	2
7	SWITCH, GLCB01A1B LIMIT	100931	1
8	BRACKET, LIMIT SWITCH	091852-1	1
9	WASHER, 4.3 FLAT ZINC	F81051-2	6
10	NUT, M4-B HEX NYLON LOCK ZINC	F81029-1	2
11	WASHER, Z6.1 SPLIT LOCK ZINC	F81053-3	2
12	GROMMET, RUBBER INSIDE DIA. 6mm	085338	1
13	GLAND, SKINTOP ST PG 13.5 GREY CABLE	086524	2

SECTION 7 POWER FEED & TRACK ROLLERS

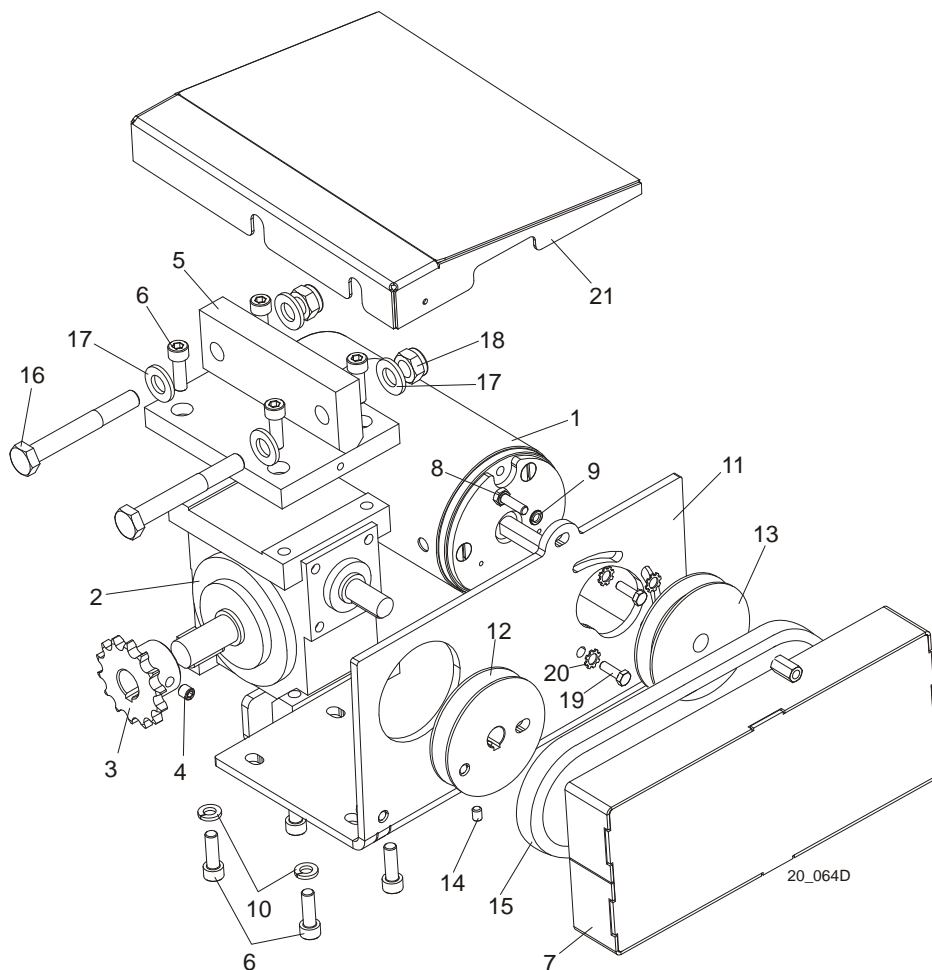
7.1 Power Feed Assembly, AC Mills



REF.	DESCRIPTION (◆ Indicates Parts Available In Assemblies Only)	PART #	QTY
	POWER FEED ASSEMBLY, LT20 AC	091196	1
1	Motor, Kh71X-2C2, RAL 9005	097313	1
2	Gear Box, RA-04/7.5/D1/N+S/B8 w/Output Shaft	090698	1
3	Sprocket, 08B Z14 Zinc-plated	090702-1	1
4	Screw, M8x8-33H Hex Socket Set Flat Point Zinc	F81014-1	1
5	Bracket, Power Feed Gear Box Mount	090715-1	1
6	Screw, M8X25-8.8 Hex Socket Head Cap Zinc	F81002-21	4
7	Guard, Power Feed Drive Belt	091195-1	1
8	Bolt, M6x20-8.8 Hex Head Full Thread Zinc	F81001-2	2
9	Washer, 6.4 Zinc Flat	F81053-1	2
10	Washer, 8.2 Split Lock Zinc	F81054-4	4
11	Bracket, Power Feed Gear Box	091191	1
12	Pulley, LT20 Power Feed Gear Box	090699-1	2
13	Bolt, M6x20-8.8-B Hex Head Full Thread Zinc	F81001-2	4
14	Washer, 6.1 Split Lock Zinc	F81053-3	4

15	V-Belt, HA-560 (STOMIL-SANOK)	088562	1	
16	BOLT, M12X90-8.8 HEX HEAD ZINC	F81004-2	2	
17	WASHER, 13 ZINC FLAT	F81056-1	4	
18	NUT, M12-8 HEX NYLON ZINC LOCK	F81034-2	2	
19	GUARD, POWER FEED MOTOR	093780-1	1	
20	BOLT, M8 x 25-8.8-B HEX HEAD FULL THREAD ZINC	F81002-5	2	
21	NUT, M8-9-B HEX ZINC	F81032-1	2	

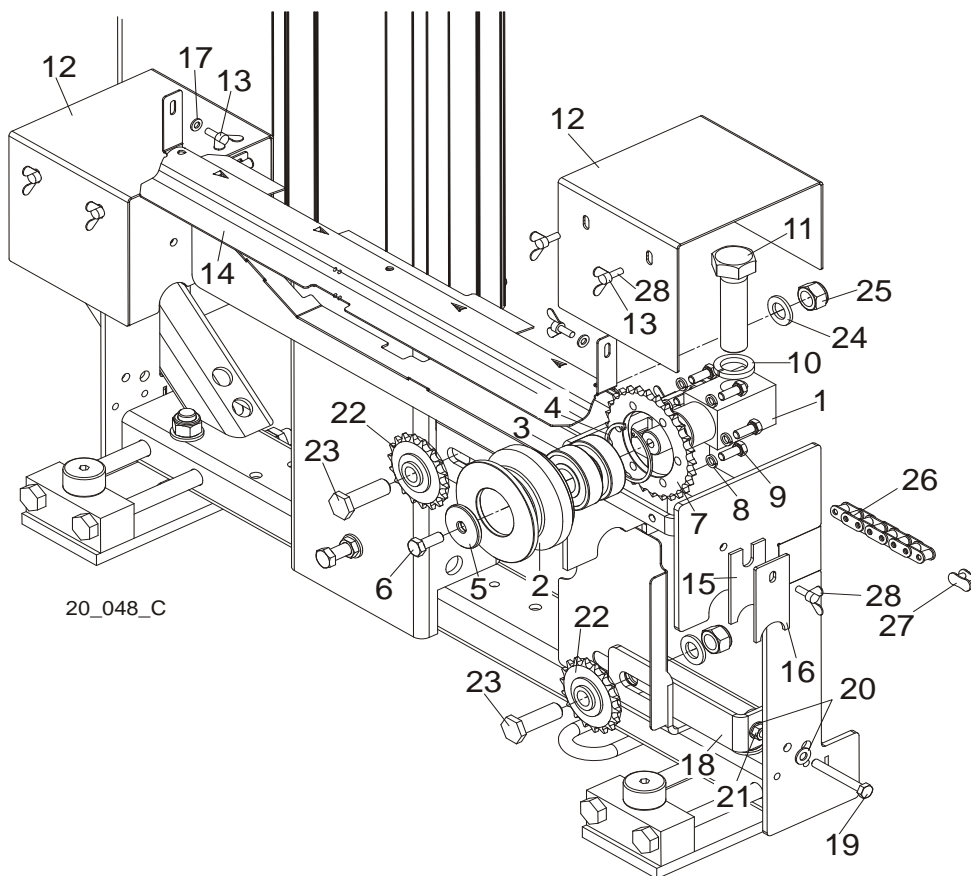
7.2 Power Feed Assembly, DC Mills



REF.	DESCRIPTION (◆ Indicates Parts Available In Assemblies Only)	PART #	QTY
	POWER FEED ASSEMBLY, LT20 DC	090703	1
1	Motor, 12V 0.5HP	006747	1
	Brush Kit, 1/2 HP 12V DC	061794	
2	Gear Box, RA-04/7.5/WBS/i1/N+S/B8 w/Output Shaft	090698	1
3	Sprocket, 10B Z14 Zinc-Plated	090702-1	1
4	Screw, M8x8-33H Hex Socket Set Flat Point Zinc	F81014-1	1
5	Bracket, Power Feed Gear Box Mount	090715-1	1
6	Screw, M8X25-8.8 Hex Socket Head Cap Zinc	F81002-21	4
7	Guard, Power Feed Drive Belt	091195-1	1
8	Bolt, M6x20-8.8 Hex Head Full Thread Zinc	F81001-2	2
9	Washer, Z6.1 Split Lock Zinc	F81053-3	2
10	Washer, 8.2 Split Lock Zinc	F81054-4	4
11	Plate, LT20 Power Feed Motor Mount	502550-1	1
12	Pulley, LT20 Power Feed Gear Box	090699-1	2
13	Sheave, Up/Down Motor "A" 82/12.7	093158-1	1
14	Screw, M6x8 Hex Socket Set Cone Point Zinc	F81013-1	3
15	V-Belt, HA-560 (STOMIL-SANOK)	088562	1

16	Bolt, M12x90-8.8 Hex Head Zinc	F81004-2	2	
17	Washer, 13 Zinc Flat	F81056-1	4	
18	Nut, M12-8 Hex Nylon Zinc Lock	F81034-2	2	
19	Bolt, 1/4-20x3/4 FT HHC	F05005-1	3	
20	Washer, 6.4 Exterior Star Lock Zinc	F81053-2	3	
21	GUARD, POWER FEED MOTOR	093780-1	1	

7.3 Upper Track Rollers And Wipers



REF.	DESCRIPTION (◆ Indicates Parts Available In Assemblies Only)	PART #	QTY
	ROLLER ASSEMBLY, LT20 UPPER TRACK	090662	2
	ROLLER ASSEMBLY, LT20B UPPER TRACK	513500-1 ¹	2
1	Block, Upper Track Roller Mount	090665	1
2	Roller, Upper Track	090663	1
3	Bearing, 6305 2RS NSK	P08066	2
4	Ring, 2 7/16" Bevelled Snap	F04254-21	1
5	Washer, Drive Wheel	086286	1
6	Bolt, M10x25-8.8 Hex Head Full Thread Zinc	F81003-11	1
7	Sprocket, O8B Z28	090664 ²	2
8	Washer, 8.2 Split Lock Zinc	F81054-4 ²	6
9	Bolt, M8x20-5.8 Hex Head Full Thread Zinc	F81002-1 ²	6
10	WASHER, Z 24.5 SPLIT LOCK ZINC	F81061-4	2
11	BOLT, M24X2X90-8.8 HEX HEAD FULL THREAD ZINC	F81009-2	2
12	GUARD, UPPER TRACK ROLLER	090749-1	2
13	SCREW, M6 X 16 BN276 DIN 316 THUMB	F81001-16 ¹	4
14	COVER, LT20 MIDDLE TRACK W/FELT - SERVICE	091656-S	1
	Cover, LT20 Middle Track	091656-1	1
	Strip, 3/16 X 2 X 23 Felt	S09915	1

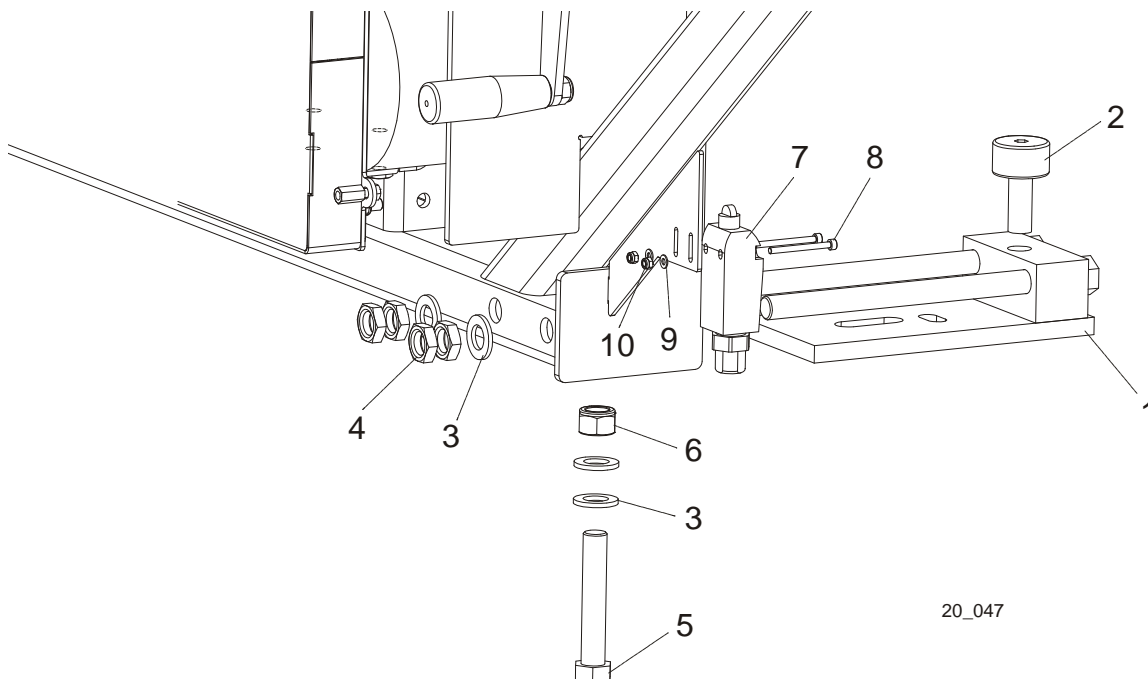
15	WIPER, TOP RAIL	M04113	2	
16	PLATE, TRACK WIPER	088559-1	2	
17	WASHER, 6.4 ZINC FLAT	F81053-1	2	
18	TENSIONER, POWER FEED SPROCKET	092862-1 ³	1	
19	BOLT, M8 X 65-5.8 HEX HEAD ZINC	F81002-3 ³	1	
20	WASHER, 8.4 FLAT ZINC	F81054-1 ³	2	
21	NUT, M8-8-B HEX ZINC	F81032-1 ³	1	
22	SPROCKET, IDLER Z=18 KSR16.L0.08.10.18.0	088700 ³	2	
23	BOLT, SPROCKET MOUNT	091744-1 ³	2	
24	WASHER, 17 FLAT ZINC	F81058-1 ³	2	
25	NUT, M16-8 HEX NYLON ZINC LOCK	F81036-2 ³	2	
26	CHAIN, LT20 08B-185 TYPE POWER FEED	091624 ³	1	
27	LINK, 08B-1PZ MASTER	091625 ³	1	
28	SCREW, M6 X 20 BN276 DIN 316 THUMB	F81001-58	10	
	SCREW, M6 X 20 BN276 DIN 316 THUMB	F81001-58	4 ¹	

¹ Belongs to LT20B-ECP

² Does not belong to 513500-1

³ Does not belong to LT20B-ECP

7.4 Lower Track Rollers

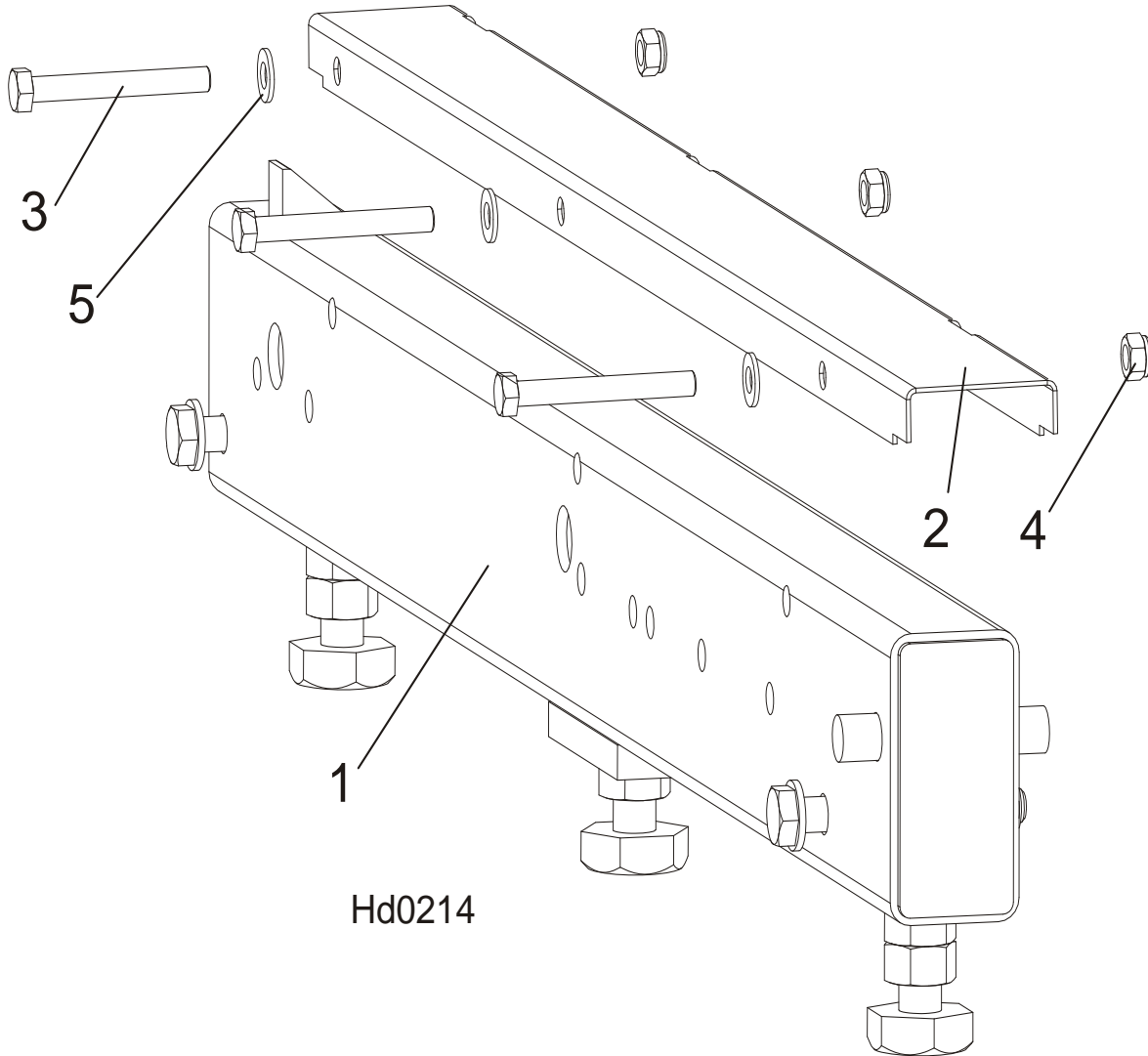


20_047

REF.	DESCRIPTION (◆ Indicates Parts Available In Assemblies Only)	PART #	QTY
	ROLLER ASSEMBLY, LT20 LOWER TRACK	090670	2
1	Bracket, LT20 Lower Track Roller	090671-1	1
2	Bearing, Cam Follower (McGill)	012797	1
3	WASHER, 17 ZINC FLAT	F81058-1	4
4	NUT, M16 HEX THIN ZINC	F81036-4	4
5	BOLT, M16 X 90-8.8 HEX HEAD ZINC	F81006-17	1
6	NUT, M16-8 HEX NYLON ZINC LOCK	F81036-2	1
7	SWITCH, GLCB01A1B LIMIT	100931	1
8	SCREW, M4 X 45-8.8 HEX SOCKET HEAD CAP ZINC	F81011-33	2
9	NUT, M4-B HEX NYLON ZINC LOCK	F81029-1	2
10	WASHER, 4.3 ZINC FLAT	F81051-2	2

SECTION 8 BED FRAME ASSEMBLY

8.1 Bed Rail Assembly, Front (S/M Type Frame)

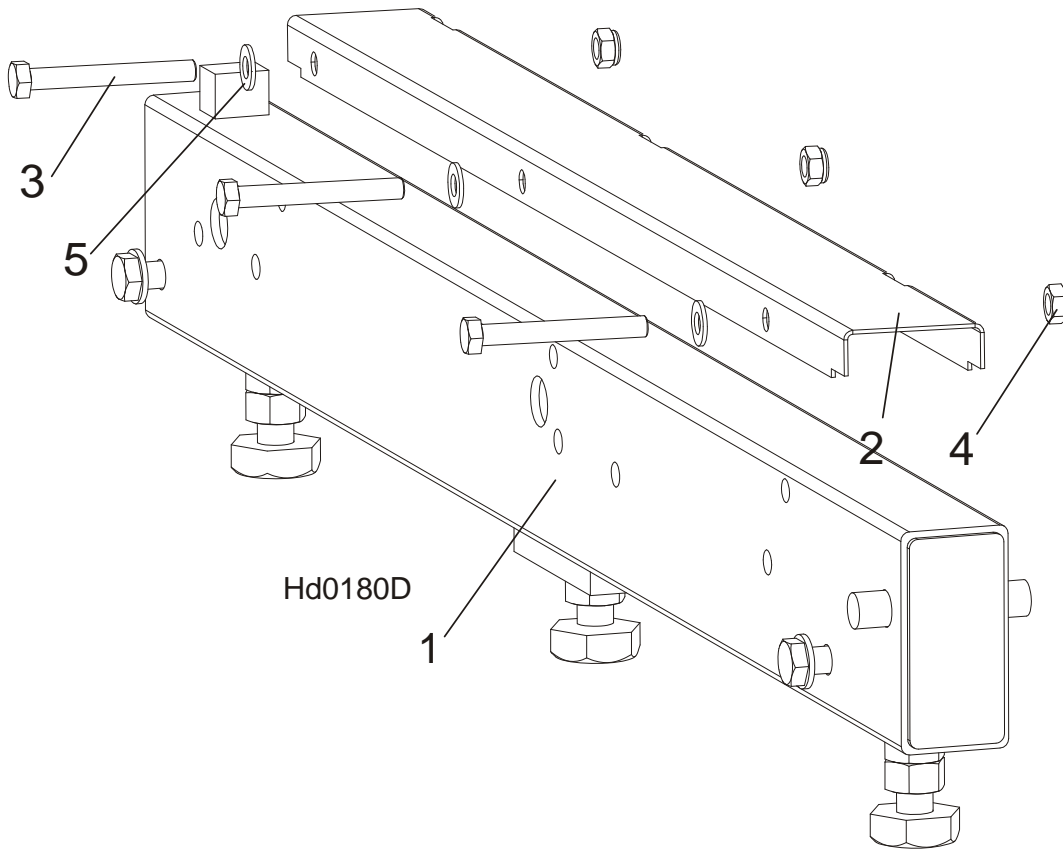


REF.	DESCRIPTION (◆ Indicates Parts Available In Assemblies Only)	PART #	QTY
1	BED DRIVE ROLLER (S&M FRAME)	100676	1
2	COVER, STAINLESS STEEL BED RAIL	099124	1
3	BOLT, M8X65-5,8 ZINC HEX HEAD	F81002-3	3
4	NUT, M8-8-B-ZINC HEX NYLON LOCK	F81032-2	3
5	WASHER, 8.4 FLAT ZINC	F81054-1	3

8 Bed Frame Assembly

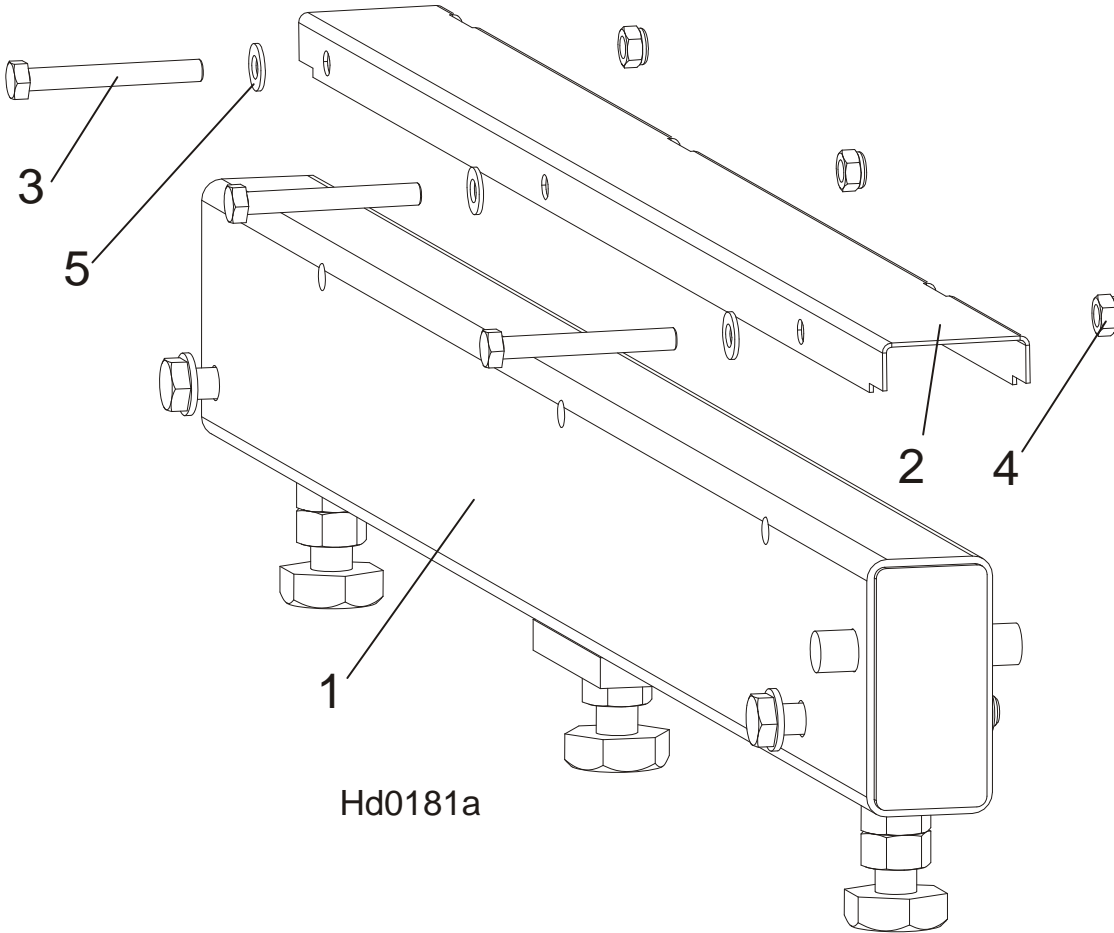
Bed Rail Assembly, Rear (S/M Type Frame)

8.2 Bed Rail Assembly, Rear (S/M Type Frame)



REF.	DESCRIPTION (◆ Indicates Parts Available In Assemblies Only)	PART #	QTY
1	BED RAIL ASSEMBLY, REAR PAINTED	091555	1
2	COVER, STAINLESS STEEL BED RAIL	099124	1
3	BOLT, M8X65-5,8 ZINC HEX HEAD	F81002-3	3
4	NUT, M8-8-B-ZINC HEX NYLON LOCK	F81032-2	3
5	WASHER, 8.4 FLAT ZINC	F81054-1	3

8.3 Bed Rail Assembly, Front Middle (S/M Type Frame)



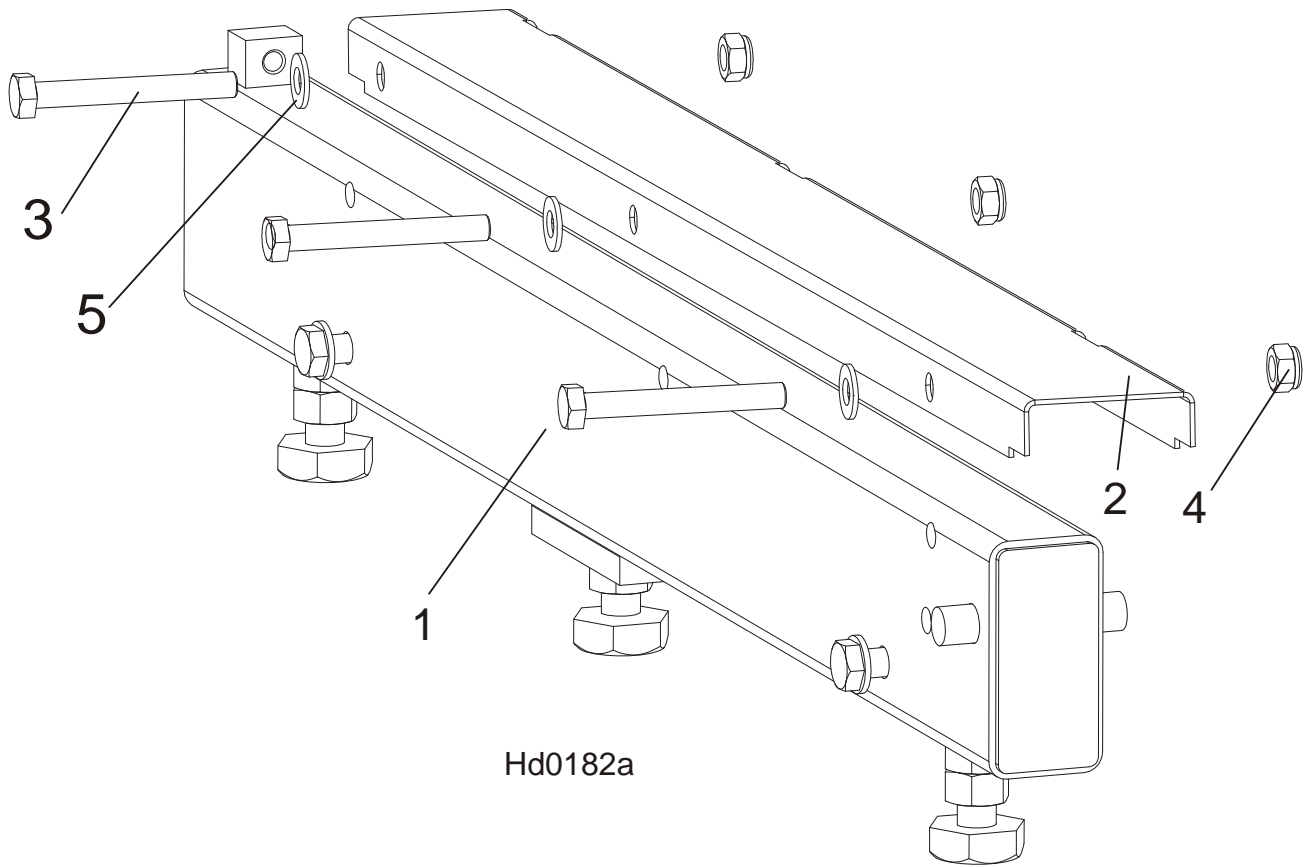
Hd0181a

REF.	DESCRIPTION (◆ Indicates Parts Available In Assemblies Only)	PART #	QTY
1	BED RAIL ASSEMBLY, FRONT MIDDLE	091556	1
2	COVER, STAINLESS STEEL BED RAIL	099124	1
3	BOLT, M8X65-5.8 ZINC HEX HEAD	F81002-3	3
4	NUT, M8-8-B-ZINC HEX NYLON LOCK	F81032-2	3
5	WASHER, 8.4 FLAT ZINC	F81054-1	3

8 Bed Frame Assembly

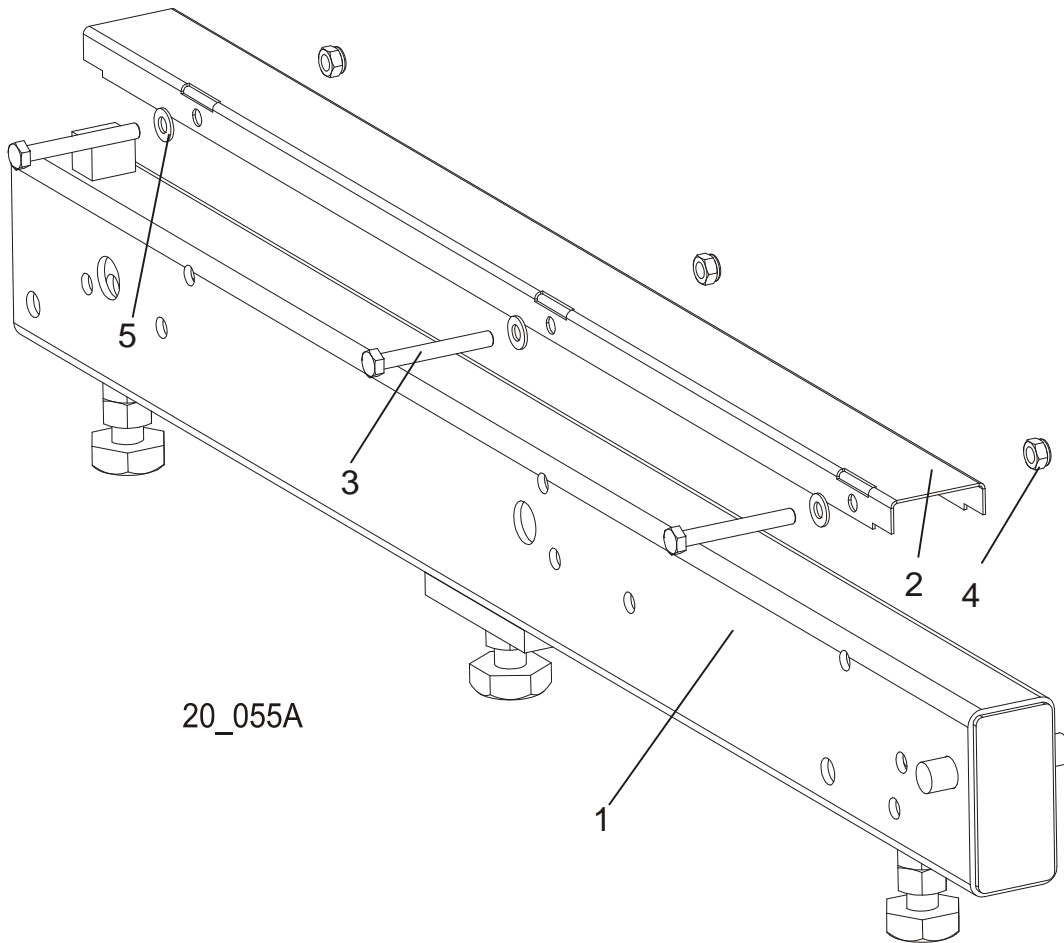
Bed Rail Assembly, Rear Middle (S/M Type Frame)

8.4 Bed Rail Assembly, Rear Middle (S/M Type Frame)



REF.	DESCRIPTION (◆ Indicates Parts Available In Assemblies Only)	PART #	QTY
1	BED RAIL ASSEMBLY, REAR MIDDLE PAINTED	091557	1
2	COVER, STAINLESS STEEL BED RAIL	099124	1
3	BOLT, M8X65-5.8 ZINC HEX HEAD	F81002-3	3
4	NUT, M8-8-B-ZINC HEX NYLON LOCK	F81032-2	3
5	WASHER, 8.4 FLAT ZINC	F81054-1	3

8.5 Bed Rail Assembly (L Type Frame)

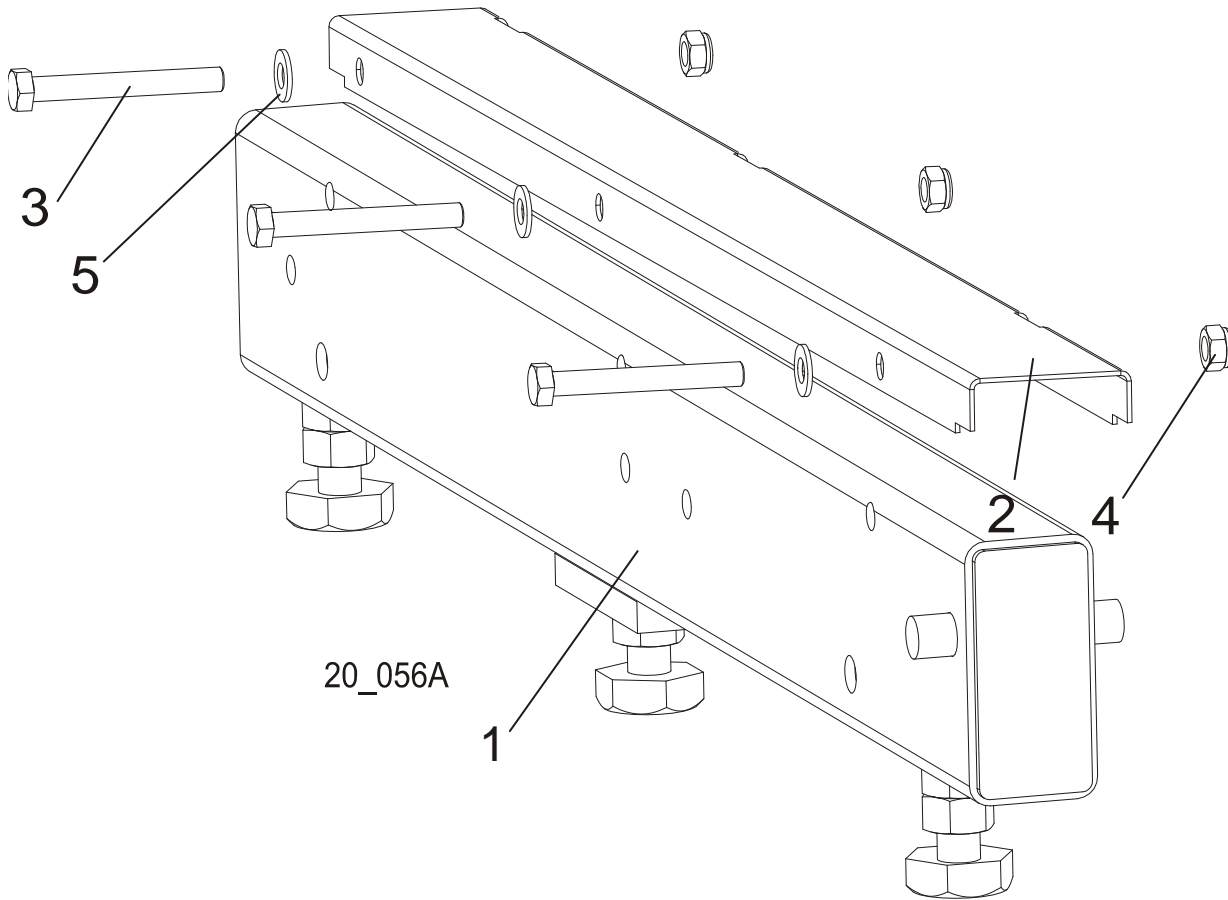


REF.	DESCRIPTION (◆ Indicates Parts Available In Assemblies Only)	PART #	QTY	
1	LONG BED RAIL ASSEMBLY	089385	1	
2	COVER, STAINLESS STEEL BED RAIL	099124	1	
3	BOLT, M8X65-5,8 ZINC HEX HEAD	F81002-3	3	
4	NUT, M8-8-B-ZINC HEX NYLON LOCK	F81032-2	3	
5	WASHER, 8.4 FLAT ZINC	F81054-1	3	

8 Bed Frame Assembly

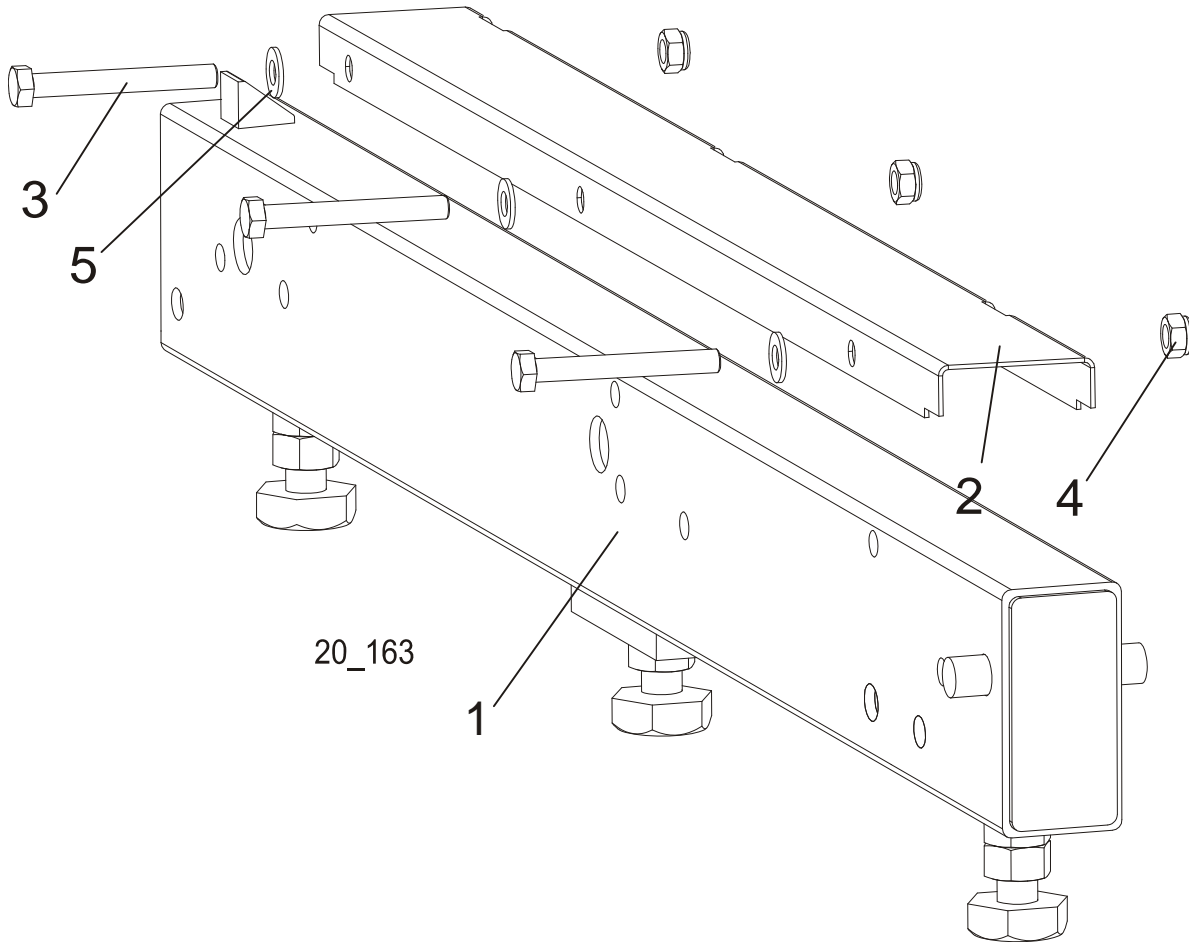
Bed Rail Assembly (L Type Frame)

8.6 Bed Rail Assembly (L Type Frame)



REF.	DESCRIPTION (◆ Indicates Parts Available In Assemblies Only)	PART #	QTY
1	BED RAIL ASSEMBLY, SHORT	089386	1
2	COVER, STAINLESS STEEL BED RAIL	099124	1
3	BOLT, M8X65-5.8 ZINC HEX HEAD	F81002-3	3
4	NUT, M8-8-B ZINC HEX NYLON LOCK	F81032-2	3
5	WASHER, 8.4 FLAT ZINC	F81054-1	3

8.7 Bed Rail Assembly (L Type Frame)

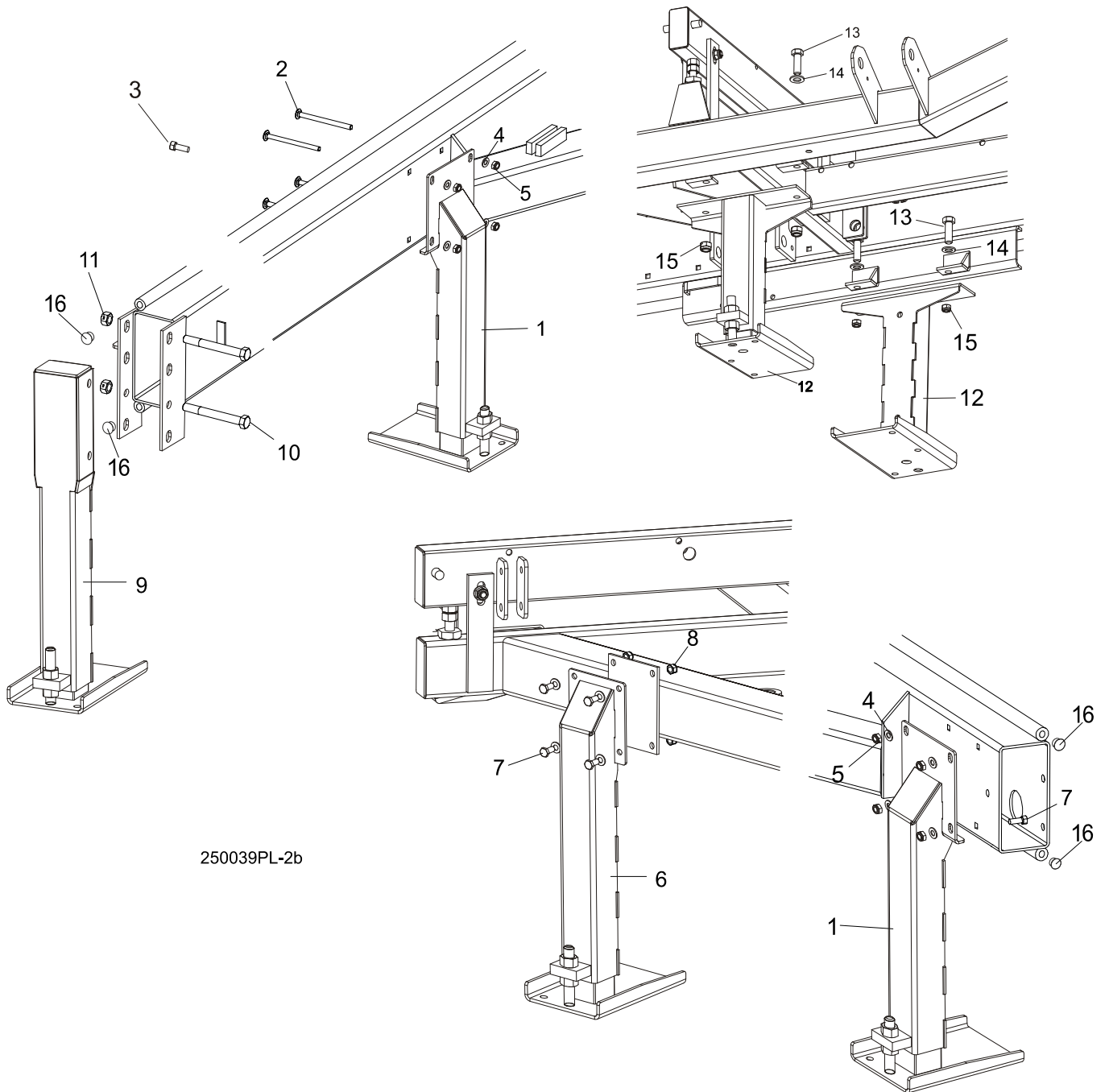


REF.	DESCRIPTION (◆ Indicates Parts Available In Assemblies Only)	PART #	QTY
1	RAIL, "L" FRAME BED	100680	1
2	COVER, STAINLESS STEEL BED RAIL	099124	1
3	BOLT, M8X65-5.8 ZINC HEX HEAD	F81002-3	3
4	NUT, M8-8-B ZINC HEX NYLON LOCK	F81032-2	3
5	WASHER, 8.4 FLAT ZINC	F81054-1	3

8 Bed Frame Assembly

Leg, Stationary (S & M Type Frame)

8.8 Leg, Stationary (S & M Type Frame)



REF.	DESCRIPTION (◆ Indicates Parts Available In Assemblies Only)	PART #	QTY
1	LEG, OUTRIGGER STATIONARY RIGHT	501640	2/3
2	BOLT, M10 X 120 - 8.8 CARRIAGE HEAD ZINC	F81003-33	8
3	BOLT, 3/8-16 X 1" HEX HEAD ZINC GRADE 8	F05007-7	4
4	WASHER, 10.5 ZINC FLAT	F81055-1	16
5	NUT, M10-8-B HEX NYLON ZINC LOCK	F81033-1	8/12
6	LEG, OUTRIGGER STATIONARY LEFT	501639	2

Bed Frame Assembly

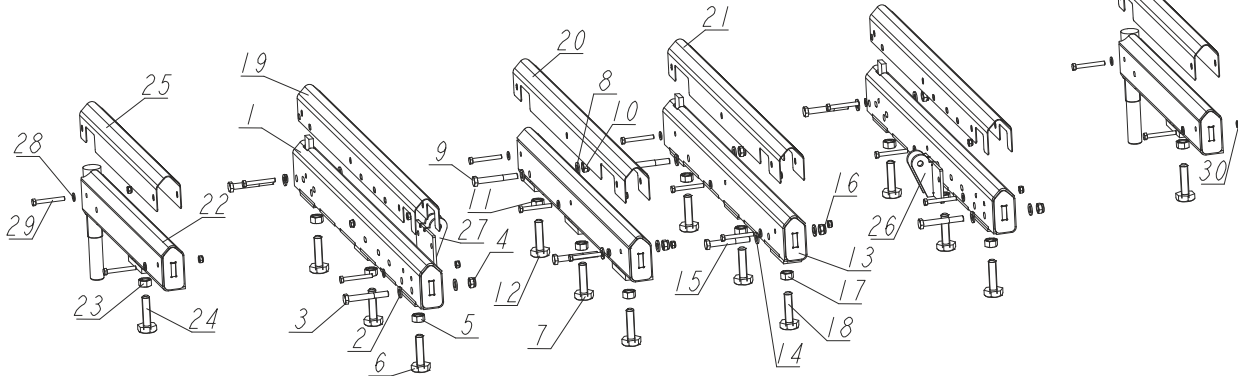
Leg, Stationary (S & M Type Frame)

8

7	BOLT, M10 X 25-8.8 HEX HEAD ZINC	F81003-11	12	
8	NUT, M10-8-B HEX NYLON ZINC LOCK	F81033-1	12	
9	LEG, OUTRIGGER STATIONARY FRONT	501641	1	
10	BOLT, M16 X 140 - 8.8 HEX HEAD	F81006-4	2	
11	NUT, 5/8-11 HEX ZINC	F05010-4	2	
12	LEG, OUTRIGGER STATIONARY MIDDLE	501637	2	
13	BOLT, M16 X 50-8.8 HEX HEAD FULL THREAD ZINC	F81006-7	4	
14	WASHER, 17 ZINC FLAT	F81058-1	4	
15	NUT, M16-8 HEX NYLON ZINC LOCK	F81036-2	4	
16	CAP , DP 812 HEJMAN 12.7 DIA. HOLE	086773	4	

8.9 Angled Bed Rails for "M" Frame

524332_001
524332_MANUAL



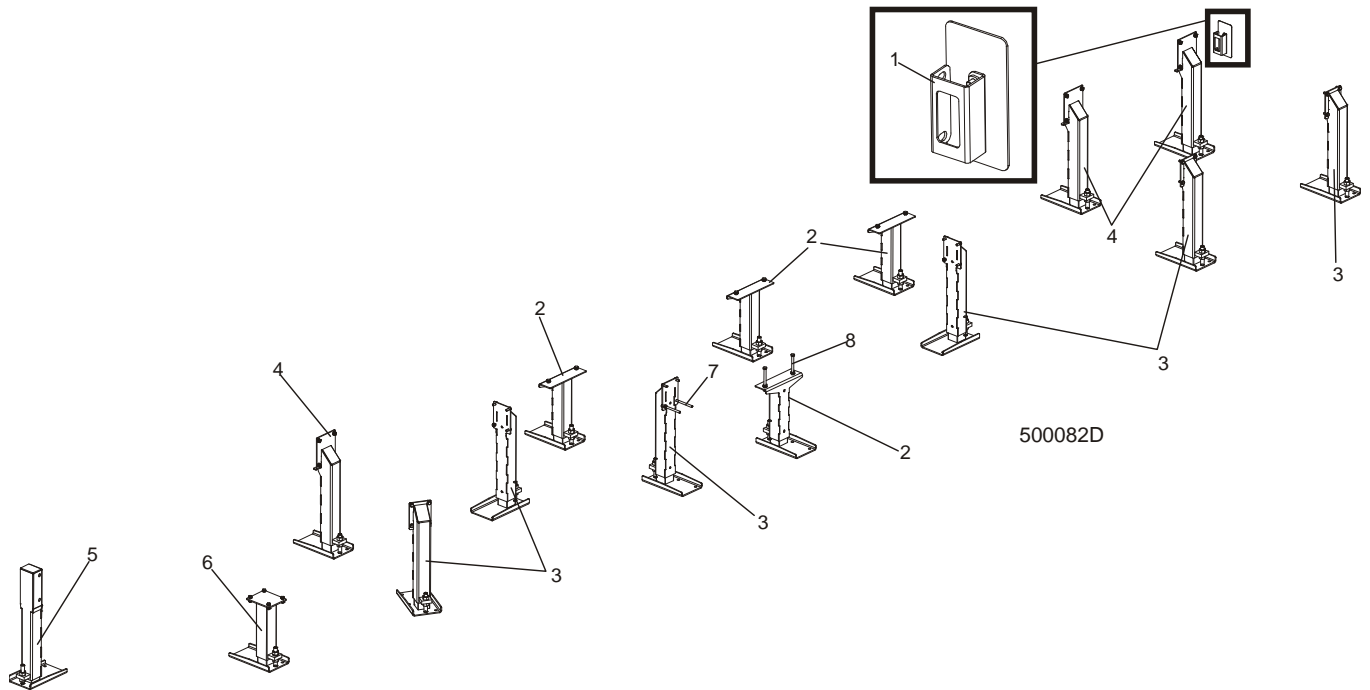
REF.	DESCRIPTION (◆ Indicates Parts Available In Assemblies Only)	PART #	QTY
-	RAIL SET, M FRAME BED	524332	1
1	RAIL, BED ADJUSTABLE (1 & 4)	520978-1	2
2	WASHER, 13 FLAT ZINC	F81056-1	4
3	BOLT, M12X90 8.8 HEX HEAD ZINC	F81004-2	2
4	NUT, M12 8 HEX NYLON ZINC LOCK	F81034-2	2
-	BOLT, M16 W/NUT	516629	3
5	NUT, M16 5.8 HEX	F81036-5	1
6	BOLT, M16 BED RAIL ADJUSTMENT	505006	1
7	RAIL, BED ADJUSTABLE L=849	520970-1	1
8	WASHER, 13 FLAT ZINC	F81056-1	4
9	BOLT, M12X90 8.8 HEX HEAD ZINC	F81004-2	2
10	NUT, M12 8 HEX NYLON ZINC LOCK	F81034-2	2
-	BOLT, M16 W/NUT	516629	3
11	NUT, M16 5.8 HEX	F81036-5	1
12	BOLT, M16 BED RAIL ADJUSTMENT	505006	1
13	RAIL, BED ADJUSTABLE (3)	520974-1	1
14	WASHER, 13 FLAT ZINC	F81056-1	4
15	BOLT, M12X90 8.8 HEX HEAD ZINC	F81004-2	2
16	NUT, M12 8 HEX NYLON ZINC LOCK	F81034-2	2
-	BOLT, M16 W/NUT	516629	3
17	NUT, M16 5.8 HEX	F81036-5	1
18	BOLT, M16 BED RAIL ADJUSTMENT	505006	1
19	COVER, BED RAIL	520903	2
20	COVER, MIDDLE BED RAIL - LEFT	521598	1
21	COVER, MIDDLE BED RAIL - RIGHT	521597	1
22	RAIL, BED PIVOT	521595-1	2
-	BOLT, M16 W/2 NUTS	093710	1
23	NUT, M16 5.8 HEX	F81036-5	2
24	BOLT, M16 BED RAIL ADJUSTMENT	505006	1
25	COVER, M & S FRAME BED RAIL	520355	2

REF.	DESCRIPTION (◆ Indicates Parts Available In Assemblies Only)	PART #	QTY	
26	BRACKET, ROLLER MOUNT - LEFT	524350-1	1	
27	BRACKET, ROLLER MOUNT - RIGHT	524348-1	1	
28	WASHER, 8.4 FLAT ZINC	F81054-1	16	
29	BOLT, M8X65 5.8 HEX HEAD ZINC	F81002-3	16	
30	NUT, M8-8-B HEX NYLON ZINC LOCK	F81032-2	16	

8 Bed Frame Assembly

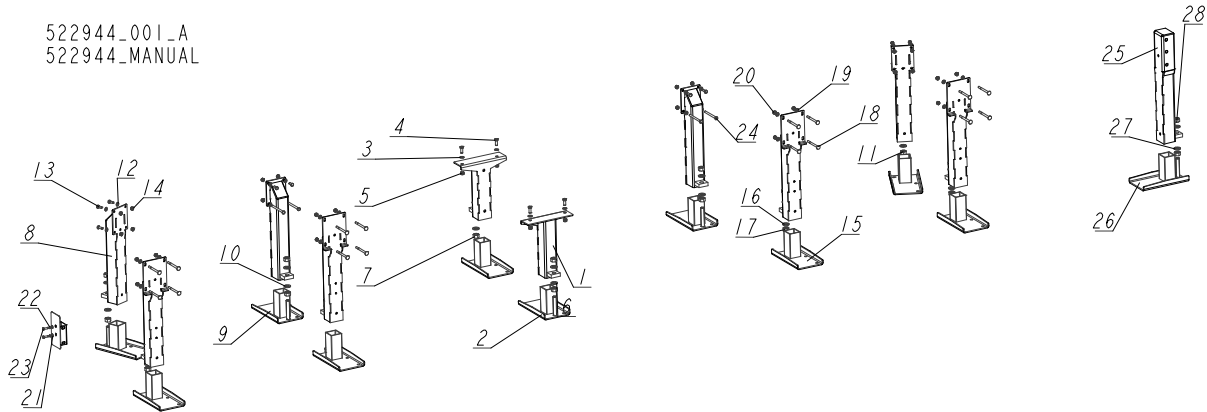
Leg, Stationary (L Type Frame)

8.10 Leg, Stationary (L Type Frame)



REF.	DESCRIPTION (◆ Indicates Parts Available In Assemblies Only)	PART #	QTY
	LEG KIT, "L" FRAME OUTRIGGER STATIONARY	500531	1
1	COVER ASSEMBLY, MAIN TUBE	093052	1
2	LEG, OUTRIGGER STATIONARY MIDDLE	501637	4
3	LEG, OUTRIGGER STATIONARY LEFT	501639	6
4	LEG, OUTRIGGER STATIONARY RIGHT	501640	3
5	LEG, OUTRIGGER STATIONARY FRONT	501641	1
6	LEG, STATIONARY	505766	1
7	BOLT, M10x125-8.8 HEX HEAD ZINC	F81003-18	2
8	BOLT, M12x130-8.8 HEX HEAD ZINC	F81004-36	2

8.11 Stationary Legs for "M" Frame



REF.	DESCRIPTION (◆ Indicates Parts Available In Assemblies Only)	PART #	QTY
-	LEG, M SUPER FRAME STATIONARY	522944	1
-	LEG, MIDDLE ADJUSTABLE STATIONARY	501637	3
1	LEG, MIDDLE	507720-1	1
2	FOOT, WIDE	501084-1	1
3	WASHER, 13 FLAT ZINC	F81056-1	2
4	BOLT, M12X30 8.8 HEX HEAD FULL THREAD ZINC	F81004-22	2
5	NUT, M12 8 HEX NYLON ZINC LOCK	F81034-2	2
6	WASHER, 21 FLAT ZINC	F81059-2	2
7	NUT, M20-8 HEX ZINC	F81037-1	2
-	LEG, LEFT ADJUSTABLE STATIONARY	501639	4
8	LEG, ADJUSTABLE	507715-1	1
9	FOOT, WIDE	501084-1	1
10	WASHER, 21 FLAT ZINC	F81059-2	2
11	NUT, M20-8 HEX ZINC	F81037-1	2
12	WASHER, 10.5 FLAT ZINC	F81055-1	4
13	BOLT, M10X25 8.8 HEX HEAD FULL THREAD ZINC	F81003-11	4
14	NUT, M10-8-B HEX NYLON ZINC LOCK	F81033-1	4
-	LEG, RIGHT ADJUSTABLE STATIONARY	501640	5
15	FOOT, WIDE	501084-1	1
16	WASHER, 21 FLAT ZINC	F81059-2	2
17	NUT, M20-8 HEX ZINC	F81037-1	2
18	BOLT, M10X120 8.8 CARRIAGE ZINC	F81003-33	4
19	WASHER, 10.5 FLAT ZINC	F81055-1	4
20	NUT, M10-8-B HEX NYLON ZINC LOCK	F81033-1	4
-	COVER ASSEMBLY, MAIN TUBE	093052	1
21	WASHER, 8.4 FLAT ZINC	F81054-1	2
22	WASHER, 8.2 SPLIT LOCK ZINC	F81054-4	2
23	BOLT, M8X25-8.8-B HEX HEAD FULL THREAD ZINC	F81002-5	2
24	BOLT, M10X125 8.8 HEX HEAD ZINC	F81003-18	4
-	LEG, FRONT ADJUSTABLE STATIONARY	501641	1
25	LEG WELDMENT, FRONT ADJUSTABLE	508570-1	1
26	FOOT, WIDE	501084-1	1



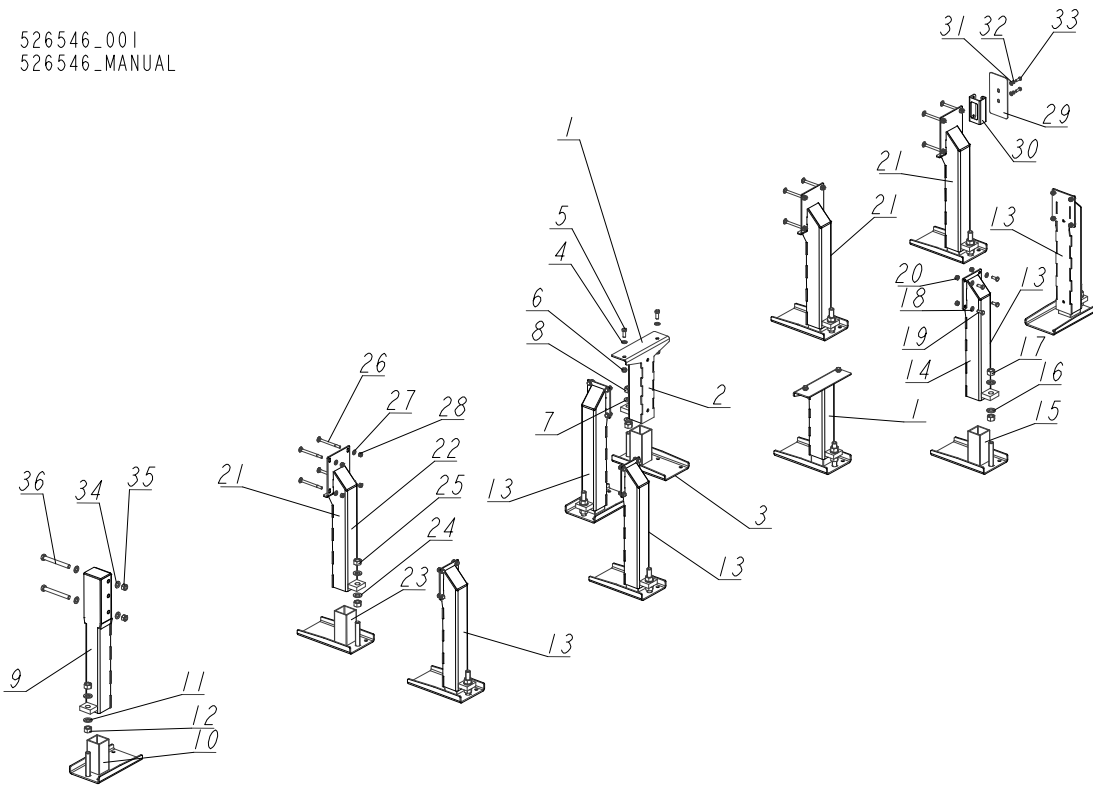
Bed Frame Assembly

Stationary Legs for "M" Frame

REF.	DESCRIPTION (◆ Indicates Parts Available In Assemblies Only)	PART #	QTY	
27	WASHER, 21 FLAT ZINC	F81059-2	2	
28	NUT, M20-8 HEX ZINC	F81037-1	2	
29	FOOT, WIDE	501084-1	1	
30	SUPPORT, CHAIN TURNER - LOWER PART	523003-1	1	
31	WASHER, 10.5 FLAT ZINC	F81055-1	8	
32	NUT, M10-8-B HEX NYLON ZINC LOCK	F81033-1	4	
33	BOLT, M10X40-8.8 HEX HEAD FULL THREAD ZINC	F81003-16	4	

8.12 Stationary Legs for "S" Frame

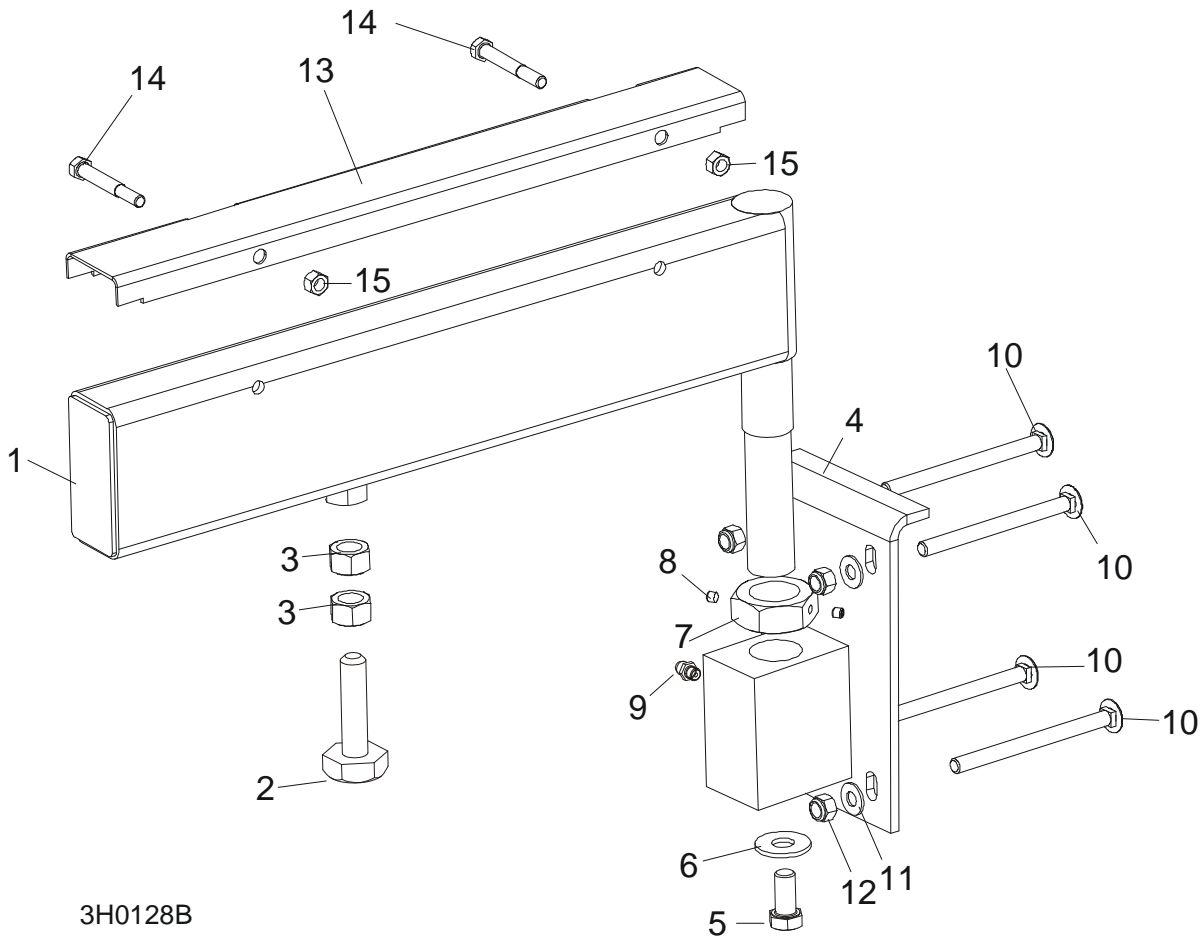
526546_001
526546_MANUAL



REF.	DESCRIPTION (◆ Indicates Parts Available In Assemblies Only)	PART #	QTY
-	LEG, S FRAME STATIONARY	526546	1
1	LEG, MIDDLE ADJUSTABLE STATIONARY	501637	2
2	LEG, MIDDLE	507720-1	1
3	FOOT, WIDE	501084-1	1
4	WASHER, 13 FLAT ZINC	F81056-1	2
5	BOLT, M12X30 8.8 HEX HEAD FULL THREAD ZINC	F81004-22	2
6	NUT, M12 8 HEX NYLON ZINC LOCK	F81034-2	2
7	WASHER, 21 FLAT ZINC	F81059-2	2
8	NUT, M20-8 HEX ZINC	F81037-1	2
-	LEG, FRONT ADJUSTABLE STATIONARY	501641	1
9	LEG WELDMENT, FRONT ADJUSTABLE	508570-1	1
10	FOOT, WIDE	501084-1	1
11	WASHER, 21 FLAT ZINC	F81059-2	2
12	NUT, M20-8 HEX ZINC	F81037-1	2
13	LEG, LEFT ADJUSTABLE STATIONARY	501639	5
14	LEG, ADJUSTABLE	507715-1	1
15	FOOT, WIDE	501084-1	1
16	WASHER, 21 FLAT ZINC	F81059-2	2
17	NUT, M20-8 HEX ZINC	F81037-1	2
18	WASHER, 10.5 FLAT ZINC	F81055-1	4
19	BOLT, M10X25 8.8 HEX HEAD FULL THREAD ZINC	F81003-11	4
20	NUT, M10-8-B HEX NYLON ZINC LOCK	F81033-1	4
21	LEG, RIGHT ADJUSTABLE STATIONARY	501640	3

REF.	DESCRIPTION (◆ Indicates Parts Available In Assemblies Only)	PART #	QTY	
22	LEG, MAIN TUBE (HIGH)	507620-1	1	
23	FOOT, WIDE	501084-1	1	
24	WASHER, 21 FLAT ZINC	F81059-2	2	
25	NUT, M20-8 HEX ZINC	F81037-1	2	
26	BOLT, M10X120 8.8 CARRIAGE ZINC	F81003-33	4	
27	WASHER, 10.5 FLAT ZINC	F81055-1	4	
28	NUT, M10-8-B HEX NYLON ZINC LOCK	F81033-1	4	
-	COVER ASSEMBLY, MAIN TUBE	093052	1	
29	COVER, 201X101.6X3 TUBE	015023-1	1	
30	BRACKET WELDMENT, REAR MAIN TUBE COVER	087105-1	1	
31	WASHER, 8.4 FLAT ZINC	F81054-1	2	
32	WASHER, 8.2 SPLIT LOCK ZINC	F81054-4	2	
33	BOLT, M8X25-8.8-B HEX HEAD FULL THREAD ZINC	F81002-5	2	
34	WASHER, 17 SPLIT LOCK ZINC	F81058-1	4	
35	NUT, M16-8 HEX NYLON ZINC LOCK	F81036-2	2	
36	BOLT, M16X140 HEX HEAD ZINC	F81006-4	2	

8.13 Pivot Bed Rail Assembly



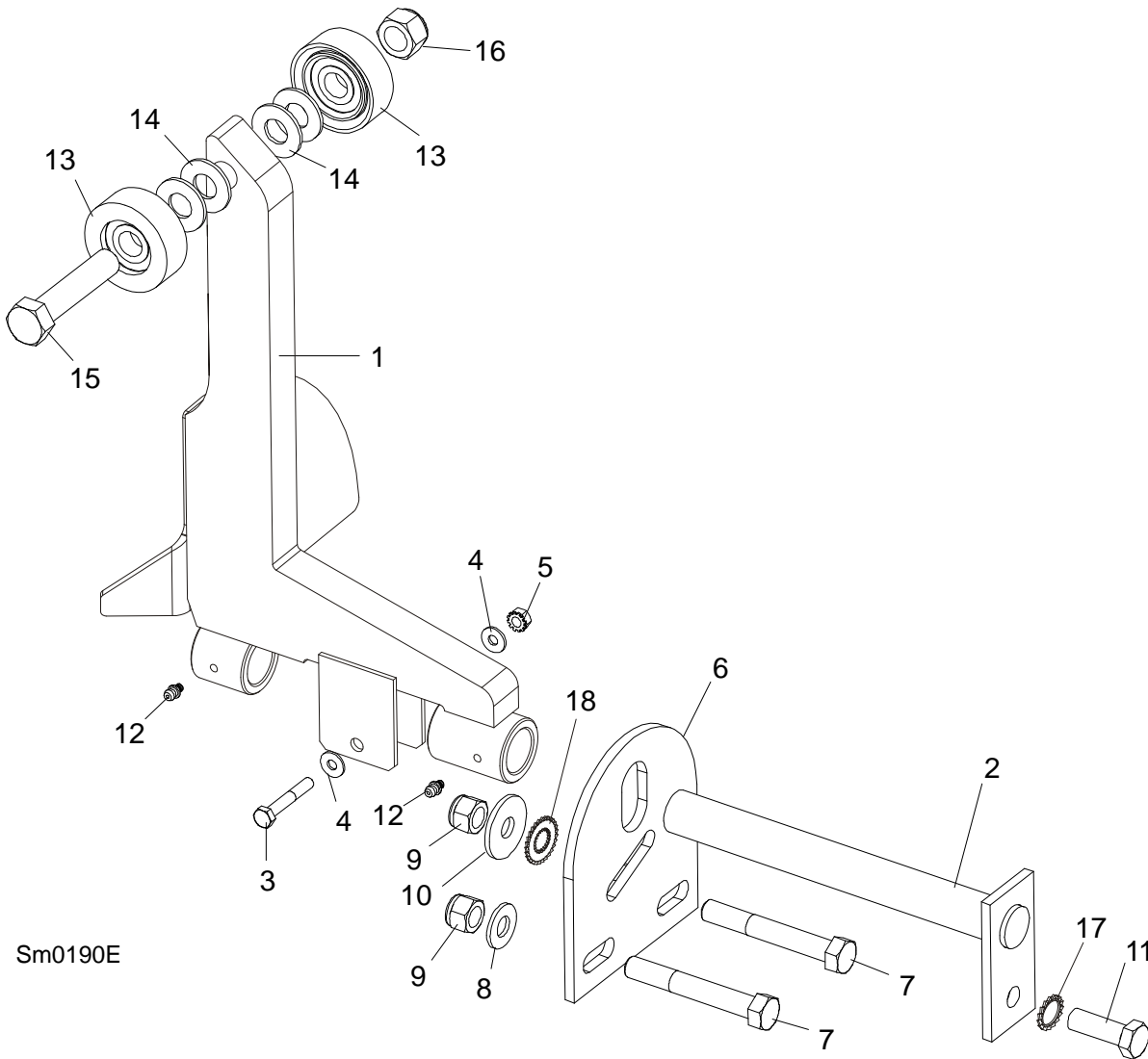
3H0128B

REF.	DESCRIPTION (◆ Indicates Parts Available In Assemblies Only)	PART #	QTY
	PIVOT BED RAIL, COMPLETE	087829	2
	PIVOT BED RAIL, COMPLETE	087855	2
1	Rail Weldment, Pivot Bed	087852-1	1
	Rail, Pivot Bed	087848-1	1
	Bolt Assembly, Bed Rail Adjustment		
2	Bolt, Pivot Bed Rail Adjustment	086809	1
3	Nut, M16-5.8 Zinc Hex	F81036-1	2
4	Bracket, Pivot Bed Rail Mounting	087841-1	1
5	Bolt, M12x25-8.8 Hex Head Full Thread Zinc	F81004-31	1
6	Washer, 9/16" Zinc Flat	F05011-52	1
7	NUT, M32x2-04-B ZINC	087975	1
8	Screw, 1/4-28 x 1/4 Socket Head Brass Tip Set	F05005-42	2
9	Fitting, M6 Grease	086280	1
10	BOLT, M10 X 120 8.8 CARRIAGE HEAD ZINC	F81003-33	2
11	BOLT, M10 X 120 8.8 CARRIAGE HEAD ZINC	F81003-33	6
12	WASHER, 10.5 ZINC FLAT	F81055-1	8
13	NUT, M16-8 HEX NYLON ZINC LOCK	F81036-2	8
	COVER KIT, PIVOT BED RAIL	015926	2
	COVER KIT, PIVOT BED RAIL	N/A	2

8**Bed Frame Assembly***Pivot Bed Rail Assembly*

14	Cover, Pivot Bed Rail Stainless Steel	012994	1	
	Cover, Pivot Bed Rail	099123	1	
15	Bolt, M8x65-5.8 Hex Head Zinc	F81002-3	2	
16	Nut, M8-8-B Hex Nylon Zinc Lock	F81032-2	2	
	WRENCH, BED RAIL ADJUSTMENT (See Section 8.4)	015970	1	

8.14 Log Side Support Assembly



Sm0190E

REF.	DESCRIPTION (◆ Indicates Parts Available In Assemblies Only)	PART #	QTY
1	SUPPORT, LOG SIDE W/GUARD	099785-1	1
2	PIN, LOG SIDE SUPPORT PIVOT	091549-1	1
3	BOLT, M8X45-8.8 HEX HEAD FULL THREAD ZINC	F81002-14	1
4	WASHER, 8.4 FLAT	F81054-1	2
5	NUT, M8-8-B SELF LOCKING	F81032-2	1
6	PLATE, LOG SIDE SUPPORT END	091591-1	1
7	BOLT, M12 X 75-8.8 HEX HEAD	F81004-21	2
8	WASHER, 13 FLAT	F81056-1	2
9	NUT, M12-8 HEX NYLON LOCK	F81034-2	3
10	WASHER, 15 FLAT SPECIAL ZINC-PLATED	F81057-3	1
11	BOLT, M12 X 35-8.8 HEX HEAD	F81004-24	1
12	FITTING, 3/16" GREASE	P04107	2
13	ROLLER ASSEMBLY, SIDE SUPPORT	015014-1	2
14	WASHER, 17 FLAT	F81058-1	2



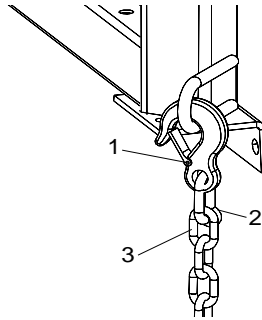
Bed Frame Assembly

Log Side Support Assembly

15	BOLT, M16X65-8.8-B HEX HEAD FULL THREAD ZINC	F81006-1	1	
16	NUT, M16-8 NYLON LOCK	F81036-2	1	
17	WASHER, SPECIAL BOSART/2S, BN781 M12/13	F81056-16	1	
18	WASHER, SPECIAL BOSART/2S M12/12,3/30,3	F81056-17	1	
	INSTRUCTION SHEET, SIDE SUPPORT ROLLER	015109-526	1	

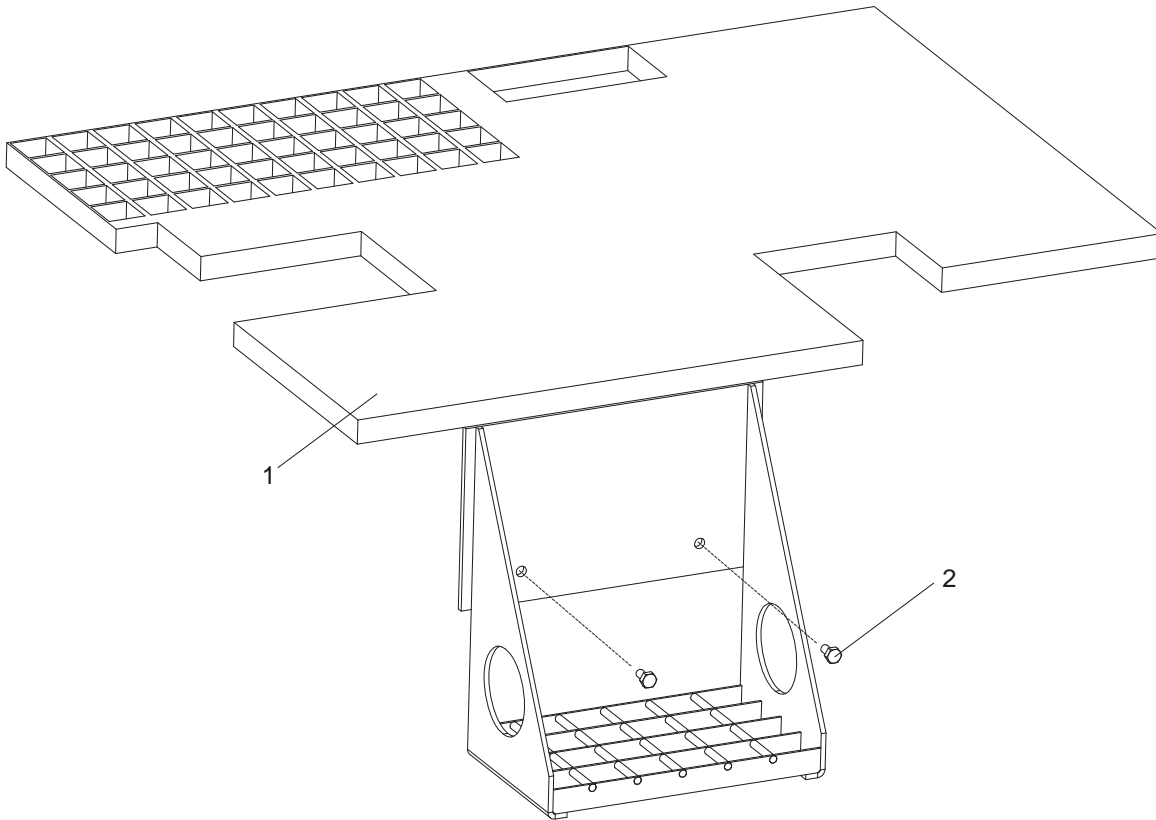
8.15 Tie Down Chain Assembly

SM0129



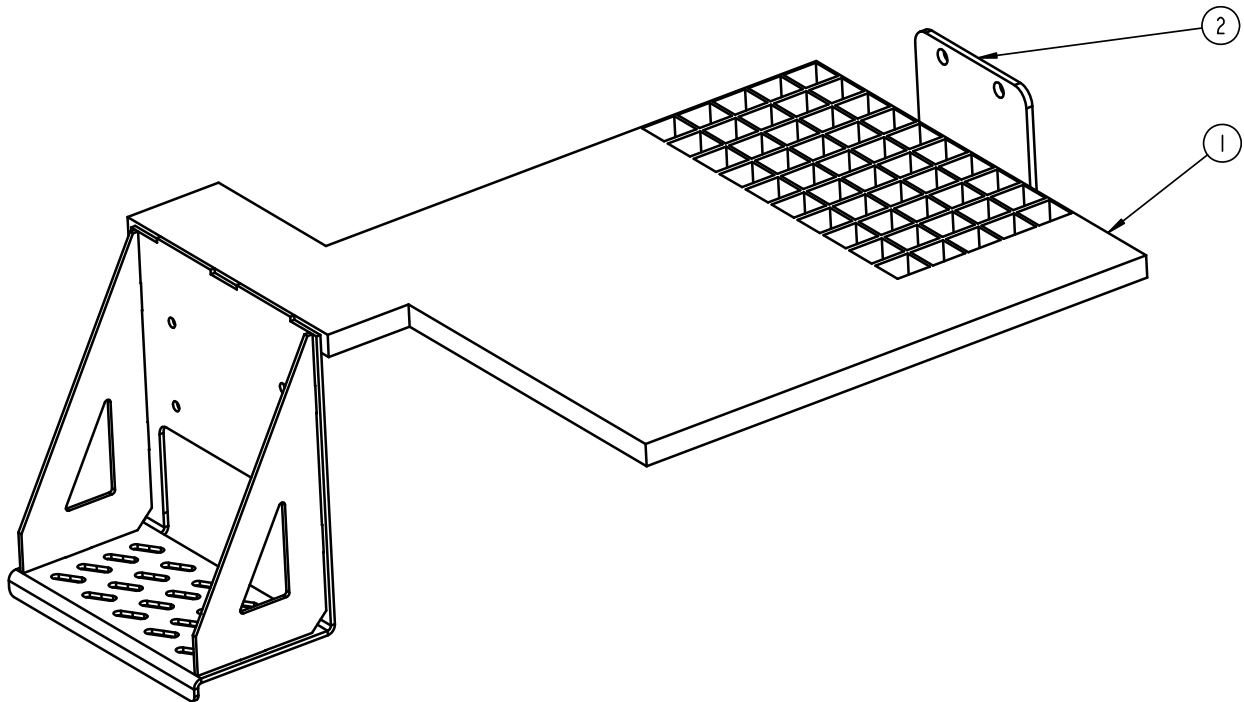
REF.	DESCRIPTION (◆ Indicates Parts Available In Assemblies Only)	PART #	QTY	
	TIE DOWN CHAIN ASSEMBLY	A04376-1	1	
1	Hook, 5/8" Safety Chain	P12075	1	◆
2	Screw Closed Chain Link, 10	100767	1	◆
3	Chain, N-10 x 35, 6 Links	100951	1	◆

8.16 Inspection Platform (DC Mills Only)

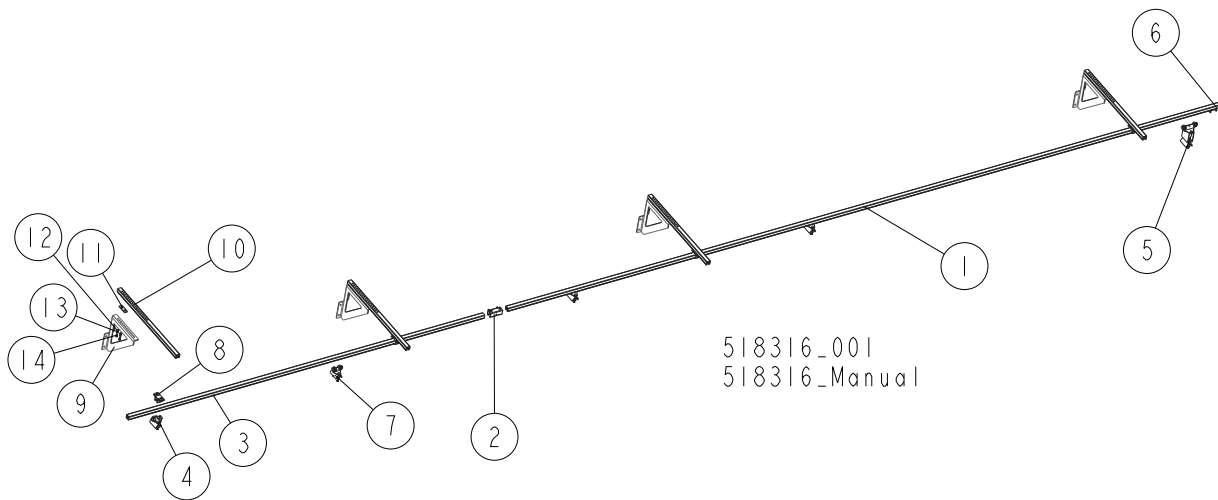


REF.	DESCRIPTION (◆ Indicates Parts Available In Assemblies Only)	PART #	QTY
	PLATFORM, INSPECTION COMPLETE	093062	1
1	PLATFORM, INSPECTION PTD	093061-1	1
2	BOLT, 1/4-20 X 1/2 HEX HEAD	F05005-15	2

8.17 Inspection Platform for M Frame with Power Roller

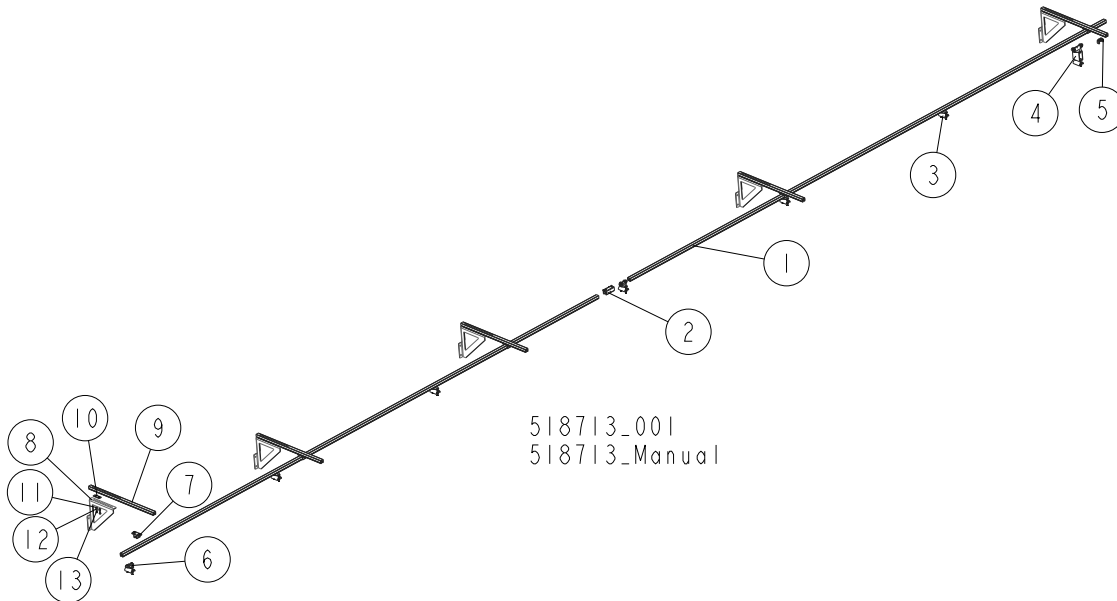


REF.	DESCRIPTION (◆ Indicates Parts Available In Assemblies Only)	PART #	QTY
	PLATFORM ASSEMBLY, INSPECTION ("M" FRAME W/POWER ROLLER)	506379	1
1	PLATFORM, INSPECTION ("M" FRAME)	506046-1	1
2	ANGLE, INSPECTION PLATFORM MOUNTING	506332-1	1

8.18 Remote Equipment for Installation on a Wall (Cutting Length of 6.5 m)

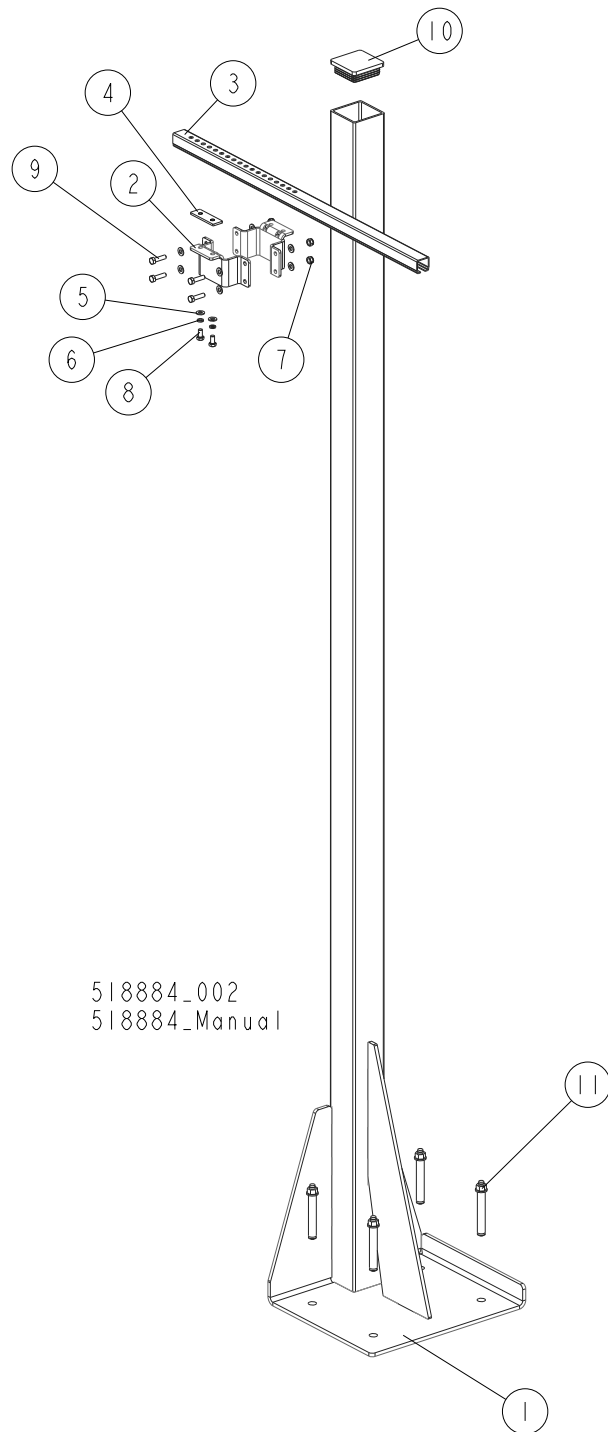
REF.	DESCRIPTION (◆ Indicates Parts Available In Assemblies Only)	PART #	QTY
	REMOTE EQUIPMENT (CUTTING LENGTH OF 6.5 M)	518316	1
	RAIL, COMPLETE GUIDE (CUTTING LENGTH OF 6.5M)	518315	1
1	RAIL, 6 M C-PROFILE	518332	1
2	COUPLER, TRACK	518705	1
3	RAIL, 3 M C-PROFILE	518313	1
4	CLAMP, FLAT CABLE - END	518701	1
5	TROLLEY, TOWING	518334	1
6	STOP, END	518700	1
7	TROLLEY, CABLE MOVING	518333	3
8	BRACKET, BOLT-ON	518702	4
	RAIL BRACKET KIT FOR WALL MOUNTING	518724	4
9	BRACKET, GUIDE RAIL (FOR WALL MOUNTING)	518728-1	1
10	ARM, RAIL BRACKET	518709	1
11	PLATE, ARM CLAMPING	518885-1	1
12	WASHER, 8.4 FLAT ZINC	F81054-1	2
13	WASHER, 8.2 SPLIT LOCK ZINC	F81054-4	2
14	BOLT, M8x16-8.8-B HEX HEAD FULL THREAD ZINC	F81002-20	2

8.19 Remote Equipment for Installation on a Wall (Cutting Length of 6.5-10 m)



REF.	DESCRIPTION (◆ Indicates Parts Available In Assemblies Only)	PART #	QTY
	REMOTE EQUIPMENT (CUTTING LENGTH OF 6.5-10 M)	518713	1
	RAIL, COMPLETE GUIDE (CUTTING LENGTH OF 6.5-10 M)	518704	1
1	RAIL, 6 M C-PROFILE	518332	2
2	COUPLER, TRACK	518705	1
3	TROLLEY, CABLE MOVING	518333	5
4	TROLLEY, TOWING	518334	1
5	STOP, END	518700	1
6	CLAMP, FLAT CABLE - END	518701	1
7	BRACKET, BOLT-ON	518702	5
8	RAIL BRACKET KIT FOR WALL MOUNTING	518724	5
9	BRACKET, GUIDE RAIL (FOR WALL MOUNTING)	518728-1	1
10	ARM, RAIL BRACKET	518709	1
11	PLATE, ARM CLAMPING	518885-1	1
12	WASHER, 8.4 FLAT ZINC	F81054-1	2
13	WASHER, 8.2 SPLIT LOCK ZINC	F81054-4	2

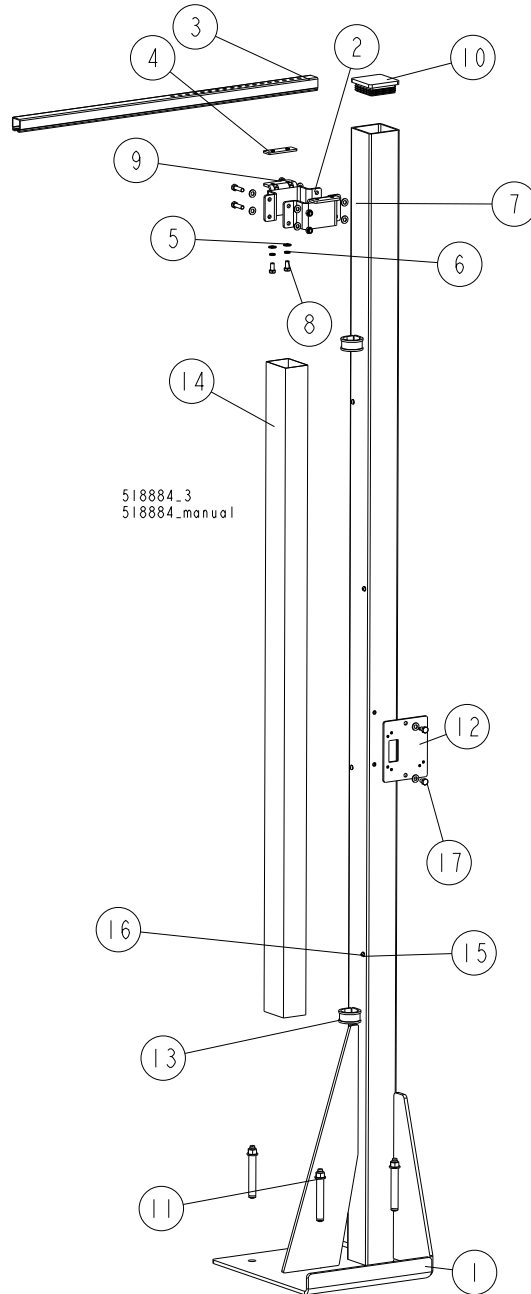
8.20 Guide Rail Support Post



REF.	DESCRIPTION (◆ Indicates Parts Available In Assemblies Only)	PART #	QTY
	POST, GUIDE RAIL SUPPORT - COMPLETE	518736	1
1	POST, GUIDE RAIL SUPPORT	518707-1	1
2	BRACKET, 80X80 TUBE WRAP	518725-1	2
3	ARM, RAIL BRACKET	518709	1
4	PLATE, ARM CLAMPING	518885-1	1

REF.	DESCRIPTION (◆ Indicates Parts Available In Assemblies Only)	PART #	QTY
5	WASHER, 8.4 FLAT ZINC	F81054-1	10
6	WASHER, 8.2 SPLIT LOCK ZINC	F81054-4	2
7	NUT, M8 8 HEX NYLON ZINC LOCK	F81032-2	4
8	BOLT, M8X16-8.8-B HEX HEAD FULL THREAD ZINC	F81002-20	2
9	BOLT, M8X30-5.8-B HEX HEAD FULL THREAD ZINC	F81002-2	4
10	CAP, 80X80 2-4 #111227 TUBE END	089644	1
11	PIN, LT 16X120	501877	4

8.21 Guide Rail Support Post



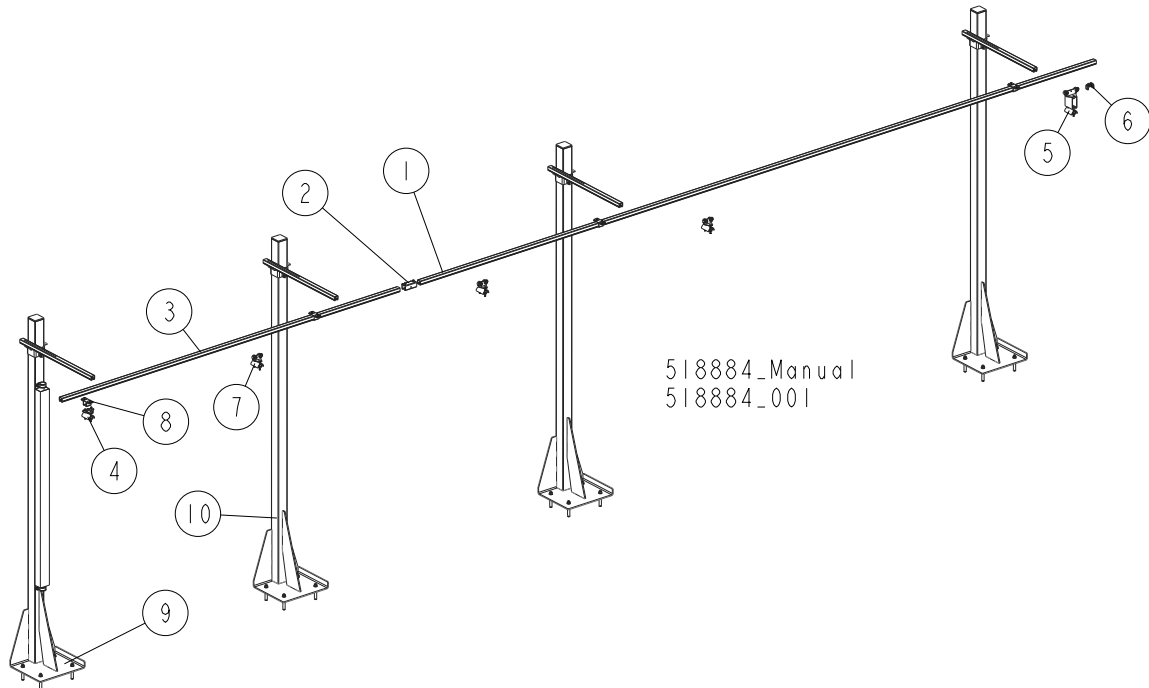
REF.	DESCRIPTION (◆ Indicates Parts Available In Assemblies Only)	PART #	QTY
	POST, GUIDE RAIL SUPPORT - COMPLETE	520669	1
1	POST WELDMENT W/HOLES	520667-1	1
2	BRACKET, 80X80 TUBE WRAP	518725-1	2
3	ARM, RAIL BRACKET	518709	1
4	PLATE, ARM CLAMP	518885-1	1

REF.	DESCRIPTION (◆ Indicates Parts Available In Assemblies Only)	PART #	QTY
5	WASHER, 8.4 FLAT ZINC	F81054-1	14
6	WASHER, 8.2 SPLIT LOCK ZINC	F81054-4	2
7	NUT, M8 8 HEX NYLON ZINC LOCK	F81032-2	4
8	BOLT, M8X16-8.8-B HEX HEAD FULL THREAD ZINC	F81002-20	4
9	BOLT, M8X30-5.8-B HEX HEAD FULL THREAD ZINC	F81002-2	4
10	CAP, 80X80 GR 2-4 #111227 TUBE END	089644	1
11	PIN, LT 16X120	501877	4
12	PLATE, SOCKET MOUNT	517664-1	1
13	CLAMP, RSGU 1.42/20 W1 METAL & RUBBER	F81087-3	2
14	DUCT, CABLE	520670	1
15	WASHER, 5.3 FLAT ZINC	F81052-1	4
16	SCREW, M5X10-8.8 CROSS RECESSED PAN HEAD ZINC	F81000-13	4
17	BOLT, M8X12-8.8 HEX HEAD FULL THREAD ZINC	F81002-6	2

8 Bed Frame Assembly

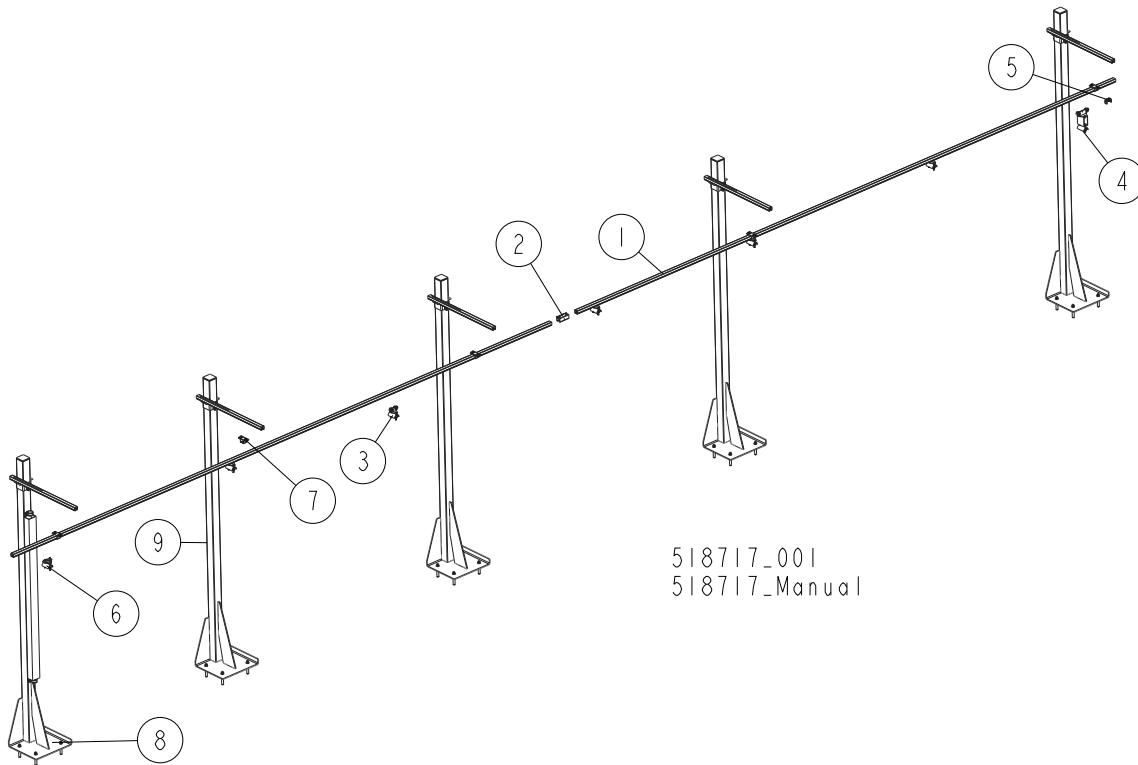
4-Post Remote Set

8.22 4-Post Remote Set



REF.	DESCRIPTION (◆ Indicates Parts Available In Assemblies Only)	PART #	QTY
	REMOTE SET, 4-POST	518884	1
	RAIL, COMPLETE GUIDE (CUTTING LENGTH OF 6.5M)	518315	1
1	RAIL, 6 M C-PROFILE	518332	1
2	COUPLER, TRACK	518705	1
3	RAIL, 3 M C-PROFILE	518313	1
4	CLAMP, FLAT CABLE - END	518701	1
5	TROLLEY, TOWING	518334	1
6	STOP, END	518700	1
7	TROLLEY, CABLE MOVING	518333	3
8	BRACKET, BOLT-ON	518702	4
9	POST, GUIDE RAIL SUPPORT - COMPLETE See Section 8.21	520669	1
10	POST, GUIDE RAIL SUPPORT - COMPLETE See Section 8.20	518736	3

8.23 5-Post Remote Set



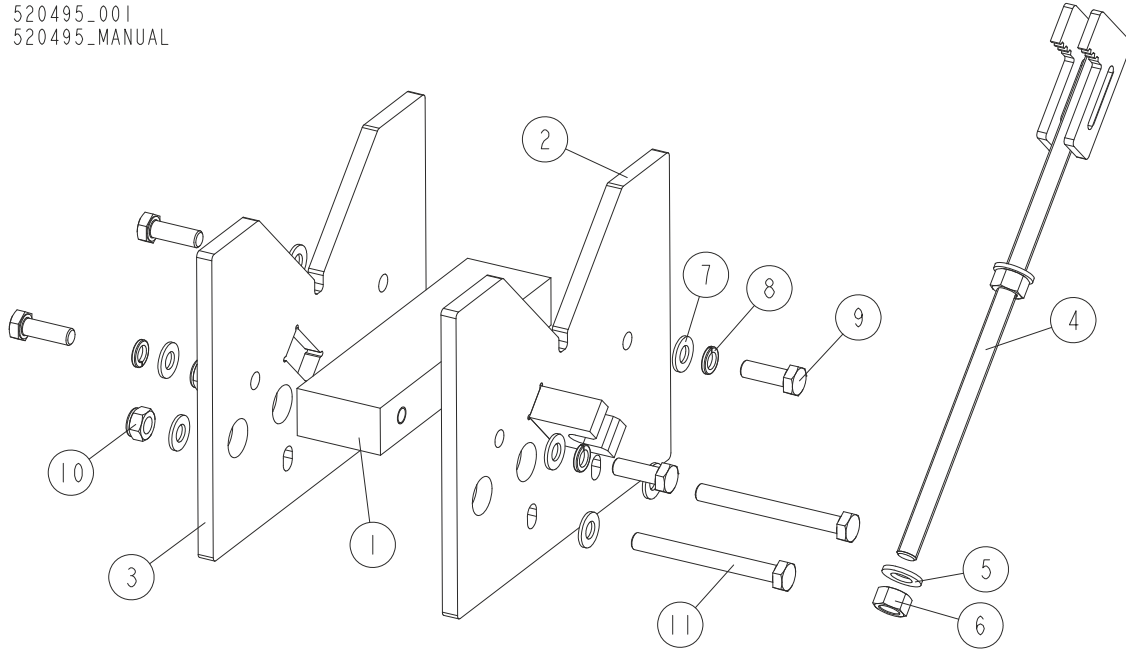
REF.	DESCRIPTION (◆ Indicates Parts Available In Assemblies Only)	PART #	QTY
	REMOTE SET, 5-POST	518717	1
	RAIL, COMPLETE GUIDE (CUTTING LENGTH OF 6.5-10 M)	518704	1
1	RAIL, 6 M C-PROFILE	518332	2
2	COUPLER, TRACK	518705	1
3	TROLLEY, CABLE MOVING	518333	5
4	TROLLEY, TOWING	518334	1
5	STOP, END	518700	1
6	CLAMP, FLAT CABLE - END	518701	1
7	BRACKET, BOLT-ON	518702	5
8	POST, GUIDE RAIL SUPPORT - COMPLETE See Section 8.21	520669	1
9	POST, GUIDE RAIL SUPPORT - COMPLETE See Section 8.20	518736	4

8 Bed Frame Assembly

Octagonal Profile Sawing Tool (Option)

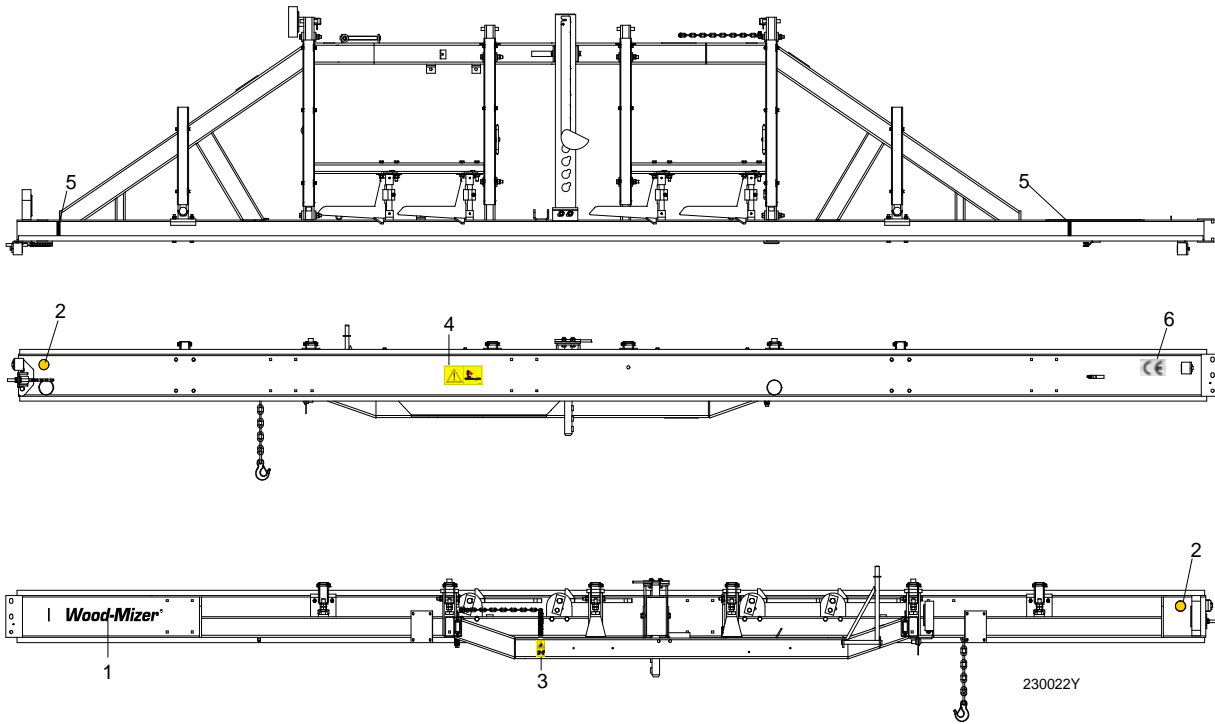
8.24 Octagonal Profile Sawing Tool (Option)

520495_001
520495_MANUAL



REF.	DESCRIPTION (◆ Indicates Parts Available In Assemblies Only)	PART #	QTY
-	TOOL, OCTAGONAL PROFILE SAWING	520495	1
1	BAR, INSIDE	520490-1	1
2	PLATE, FRONT	520492-1	1
3	PLATE, MAIN	520489-1	1
4	ARM, CLAMP	520496-1	1
5	WASHER, 13 FLAT ZINC	F81056-1	2
6	NUT, M12-8-B HEX ZINC	F81034-1	2
7	WASHER, 10.5 FLAT ZINC	F81055-1	8
8	WASHER, Z 10.2 SPLIT LOCK ZINC	F81055-2	4
9	BOLT, M10X30 5.8 HEX HEAD FULL THREAD ZINC	F81003-2	4
10	NUT, M10-8-B HEX NYLON ZINC LOCK	F81033-1	2
11	BOLT, M10X95-8.8-B HEX HEAD ZINC	F81003-71	2

8.25 Bed Frame Decals



REF.	DESCRIPTION (◆ Indicates Parts Available In Assemblies Only)	PART #	QTY
1	DECAL, WOOD-MIZER LOGO	014751	1
2	DECAL, AMBER REFLECTIVE 2" ROUND	P07453	2
3	DECAL, KEEP AWAY DANGER, PICTOGRAM	099221	1
4	DECAL, SAWMILL TRAILER CAUTION, PICTOGRAM	099542	1
5	DECAL, LOG LENGTH LIMIT	S12051	2
6	DECAL, CE CERTIFIED SAWMILL (SMALL)	P85070	1

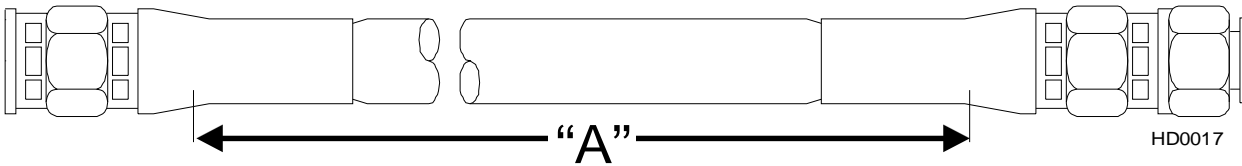


Bed Frame Assembly

Bed Frame Decals

SECTION 9 HYDRAULIC SYSTEM

9.1 Hydraulic System, LT20 Series A/DH



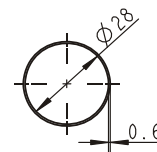
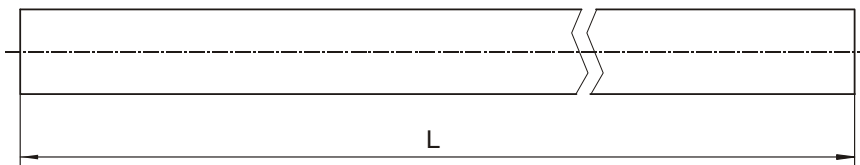
COLOR	LENGTH (cm)	DESCRIPTION (◆ Indicates Parts Available In Assemblies Only)	PART #	QTY	SYMBOL
NONE	10"	3/8" HYDRAULIC PUMP TO VALVE (A/DH3)	087774	1	H1
NONE	0.46	1/4" HYDRAULIC PUMP TO VALVE (DH5/7)	015704	1	
NONE	27"	3/8" LOG TURNER CYLINDER BASE	014796	1	H3
ORANGE	22"	3/8" LOG TURNER CYLINDER TOP	087775	1	H4
YELLOW	129"	1/4" FRONT TOE BOARD BASE (LT40S)	087790	1	H5
	151"	1/4" FRONT TOE BOARD BASE (LT40M)	087776	1	H5
GREY	129"	1/4" FRONT TOE BOARD TOP (LT40S)	087790	1	H6
	151"	1/4" FRONT TOE BOARD TOP (LT40M)	087776	1	H6
NONE	166"	3/8" SIDE SUPPORT TOP (LT40S)	087791	1	H7
	188"	3/8" SIDE SUPPORT TOP (LT40M)	087777	1	H7
PINK	168"	3/8" SIDE SUPPORT BASE (LT40S)	087791	1	H8
	188"	3/8" SIDE SUPPORT BASE (LT40M)	087777	1	H8
WHITE	145"	3/8" LOG CLAMP CYLINDER TOP (LT40S)	087792	1	H9
	157"	3/8" LOG CLAMP CYLINDER TOP (LT40M)	087778	1	H9
DARK ORANGE	129"	3/8" LOG CLAMP CYLINDER BASE (LT40S)	087793	1	H10
	151"	3/8" LOG CLAMP CYLINDER BASE (LT40M)	087779	1	H10
PURPLE	204"	1/4" REAR TOE BOARD TOP (LT40S)	087794	1	H11
	226"	1/4" REAR TOE BOARD TOP (LT40M)	087780	1	H11
BLACK	204"	1/4" REAR TOE BOARD BASE (LT40S)	087794	1	H12
	226"	1/4" REAR TOE BOARD BASE (LT40M)	087780	1	H12
GREEN	62"	3/8" LOADING ARM BRANCH	014797	2	H13
YELLOW	63"	3/8" LOADING ARM BRANCH	014798	1	H14
YELLOW	71"	3/8" LOADING ARM BRANCH	093329	1	H14
BLUE	171"	3/8" LOADING ARM CYLINDER TOP (LT40S)	087795	1	H15
	193"	3/8" LOADING ARM CYLINDER TOP (LT40M)	087781	1	H15
RED	171"	3/8" LOADING ARM CYLINDER BOTTOM (LT40S)	087795	1	H16
	193"	3/8" LOADING ARM CYLINDER BOTTOM (LT40M)	087781	1	H16
GREEN	180"	1/4" LOG CLAMP UP (LT40S)	087796	1	H17
	202"	1/4" LOG CLAMP UP (LT40M)	087789	1	H17
YELLOW	180"	1/4" LOG CLAMP DOWN (LT40S)	087796	1	H18
	202"	1/4" LOG CLAMP DOWN (LT40M)	087789	1	H18
WHITE	157"	1/4" FRONT CLAMP IN/OUT CYLINDER BOTTOM (A/DH5)	094778	1	H19
ORANGE	157"	1/4" FRONT CLAMP IN/OUT CYLINDER TOP (A/DH5)	094778	1	H20
RED	150"	1/4" FRONT CLAMP UP/DOWN CYLINDER BOTTOM (A/DH5)	094779	1	H21
BLUE	150"	1/4" FRONT CLAMP UP/DOWN CYLINDER TOP (A/DH5)	094779	1	H22

WHITE	236"	1/4" REAR CLAMP IN/OUT CYLINDER BOTTOM (A/DH5)	094780	1	H23
ORANGE	236"	1/4" REAR CLAMP IN/OUT CYLINDER TOP (A/DH5)	094780	1	H24
RED	220"	1/4" REAR CLAMP UP/DOWN CYLINDER BOTTOM (A/DH5)	094781	1	H25
BLUE	220"	1/4" REAR CLAMP UP/DOWN CYLINDER TOP (A/DH5)	094781	1	H26
NONE	15"	3/8" HYDRAULIC VALVE TO OIL FLOW CONTROL VALVE (A/DH5)	094782	1	H27
NONE	21"	3/8" HYDRAULIC PUMP W/MOTOR TO OIL FLOW CONTROL VALVE (A/DH5) PRZEPL YWU (A/DH5)	087775	1	H28
RED	1.50	1/4" FIRST CLAMP UP/DOWN CYLINDER BOTTOM (AH7)	095211	1	H29
BLUE	1.50	1/4" FIRST CLAMP UP/DOWN CYLINDER TOP (AH7)	095211	1	H30
RED	4.00	1/4" SECOND CLAMP UP/DOWN CYLINDER BOTTOM (AH7)	095212	1	H31
BLUE	4.00	1/4" SECOND CLAMP UP/DOWN CYLINDER TOP (AH7)	095212	1	H32
RED	7.70	1/4" THIRD CLAMP UP/DOWN CYLINDER BOTTOM (AH7)	095213	1	H33
BLUE	7.70	1/4" THIRD CLAMP UP/DOWN CYLINDER TOP (AH7)	095213	1	H34
ORANGE	0.40	1/4" HYDRAULIC VALVE POWER CORD - FIRST/SECOND/THIRD CLAMP, IN/OUT CYLINDER BASE T-FITTING (AH7)	095214	1	H35
WHITE	0.40	1/4" HYDRAULIC VALVE POWER CORD - FIRST/SECOND/THIRD CLAMP. IN/OUT CYLINDER TOP T-FITTING (AH7)	095214	1	H36
ORANGE	7.00	1/4" THIRD CLAMP IN/OUT CYLINDER BOTTOM (AH7)	095215	1	H37
WHITE	7.00	1/4" THIRD CLAMP IN/OUT CYLINDER TOP (AH7)	095215	1	H38
ORANGE	2.50	1/4" FIRST/SECOND CLAMP IN/OUT CYLINDER BOTTOM (AH7)	095216	1	H39
WHITE	2.50	1/4" FIRST/SECOND CLAMP IN/OUT CYLINDER TOP (AH7)	095216	1	H40
ORANGE	1.20	1/4" FIRST/SECOND CLAMP IN/OUT CYLINDER BOTTOM (AH7)	095217	1	H41
WHITE	1.20	1/4" FIRST/SECOND CLAMP IN/OUT CYLINDER TOP (AH7)	095217	1	H42

9.2 Hydraulic Hoses, LT20 Series A/DH

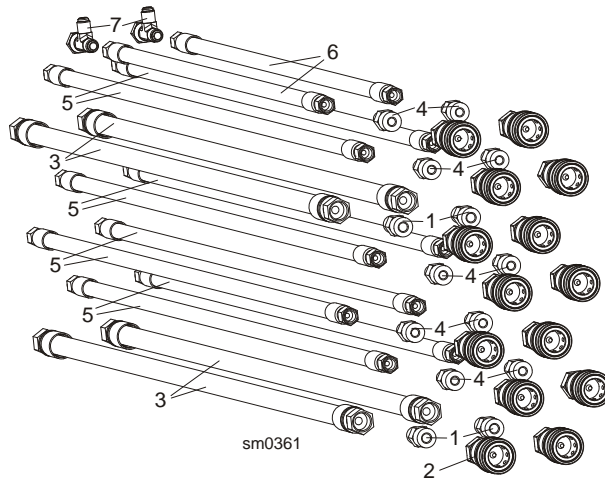
See [Section 1.18](#) of the LT20 DH Operator's Manual (Form#629).

Protective Conduits, LT20 Series A/DH Hydraulic Hoses



Length "L" [m]	DESCRIPTION (◆ Indicates Parts Available In Assemblies Only)	PART #	QTY
0.70	PROTECTIVE CONDUIT, LOG TURNER HOSE	099761	2
0.28	PROTECTIVE CONDUIT, CLAMP IN/OUT CYLINDER HOSE - BASE	099762	1
0.45	PROTECTIVE CONDUIT, CLAMP IN/OUT CYLINDER HOSE - TOP	099763	1
1.35	PROTECTIVE CONDUIT, CLAMP UP/DOWN CYLINDER HOSE - BASE	099764	1
1.65	PROTECTIVE CONDUIT, CLAMP UP/DOWN CYLINDER HOSE - TOP	099765	1

9.3 Hydraulic Hose Kit for MBX12/24H Bed Extensions, "M" Frame AH Sawmills



REF.	DESCRIPTION (◆ Indicates Parts Available in Assemblies Only)	PART #	QTY
	HYDRAULIC HOSE KIT FOR 24H21 ("M" FRAME)	505834	1
1	FITTING, G3/8-9/16-18JIC HAND PUMP	091842	2
2	FITTING, 3/8" INT. THREAD BSP FEMALE QUICK DISCONNECT	504965	2
3	HOSE, 2T3/8X7.900 W9/16UNF-W9/16UNF HYDRAULIC	505849	2
	HYDRAULIC HOSE KIT FOR 24H2 ("M" FRAME)	505836	1
1	FITTING, G3/8-9/16-18JIC HAND PUMP	091842	2
2	FITTING, 3/8" INT. THREAD BSP FEMALE QUICK DISCONNECT	504965	4
3	HOSE, 2T3/8X8.800 W9/16UNF-W9/16UNF HYDRAULIC	505849	2
4	FITTING, 7/16" JC/3/8" BSP STRAIGHT	505747	2
5	HOSE, 2T1/4X8.800 W7/16UNF-W7/16UNF HYDRAULIC	505850	2
	HYDRAULIC HOSE KIT FOR 24H3/24H4 ("M" FRAME, AH1-7)	505840	1
1	FITTING, G3/8-9/16-18JIC HAND PUMP	091842	4
2	FITTING, 3/8" INT. THREAD BSP FEMALE QUICK DISCONNECT	504965	8
3	HOSE, 2T3/8X8.800 W9/16UNF-W9/16UNF HYDRAULIC	505849	4
4	FITTING, 7/16" JC/3/8" BSP STRAIGHT	505747	4
5	HOSE, 2T1/4X8.800 W7/16UNF-W7/16UNF HYDRAULIC	505850	4
	HYDRAULIC HOSE KIT FOR 24H3/24H4 ("M" FRAME, AH1-7)	506090	1
1	FITTING, G3/8-9/16-18JIC HAND PUMP	091842	4
2	FITTING, 3/8" INT. THREAD BSP FEMALE QUICK DISCONNECT	504965	12
3	HOSE, 2T3/8X8.800 W9/16UNF-W9/16UNF HYDRAULIC	505849	4
4	FITTING, 7/16" JC/3/8" BSP STRAIGHT	505747	8
5	HOSE, 2T1/4X8.800 W7/16UNF-W7/16UNF HYDRAULIC	505850	6
6	HOSE, 2T1/4X6.100 W7/16UNF-W7/16UNF HYDRAULIC	506096	2
7	FITTING, W7/16" UNF JIC-2XZ7/16"UNF JIC TEE	506098	2
	HYDRAULIC HOSE KIT FOR 24H3/24H4 ("M" FRAME, AH1-7)	506092	1
1	FITTING, G3/8-9/16-18JIC HAND PUMP	091842	4
2	FITTING, 3/8" INT. THREAD BSP FEMALE QUICK DISCONNECT	504965	14
3	HOSE, 2T3/8X8.800 W9/16UNF-W9/16UNF HYDRAULIC	505849	4
4	FITTING, 7/16" JC/3/8" BSP STRAIGHT	505747	10
5	HOSE, 2T1/4X8.800 W7/16UNF-W7/16UNF HYDRAULIC	505850	8

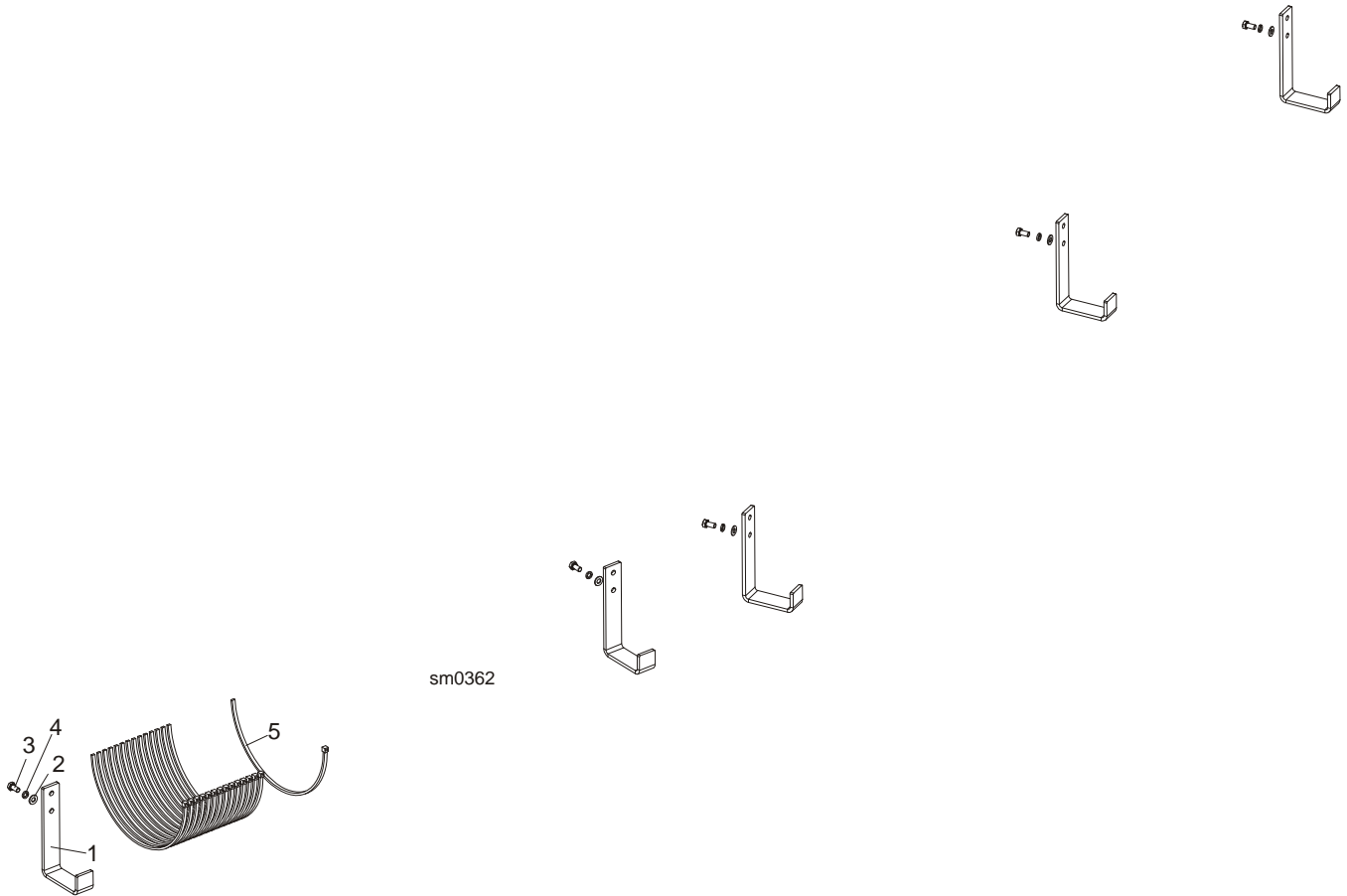


HYDRAULIC SYSTEM

Hydraulic Hose Kit for MBX12/24H Bed Extensions, "M" Frame AH Sawmills

6	HOSE, 2T1/4X6.100 W7/16UNF-W7/16UNF HYDRAULIC	506096	2	
7	FITTING, W7/16" UNF JIC-2XZ7/16"UNF JIC TEE	506098	2	

9.4 Hydraulic Hose Hanger Kit, "M" Frame (AH1-3), MBX12/24H1-4

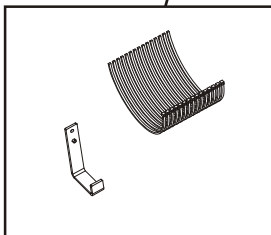
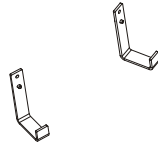
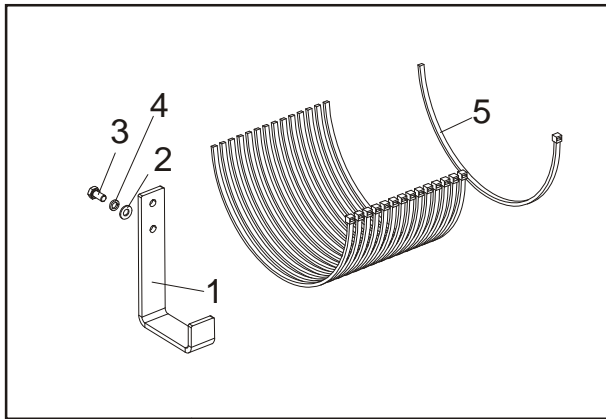


REF.	DESCRIPTION (◆Indicates Parts Available in Assemblies Only)	PART #	QTY
	HYDRAULIC HOSE HANGER KIT, "M" FRAME (AH1-3), BX24	506101	1
1	HANGER, HYDRAULIC HOSE	505745-1	5
2	WASHER, 8.4 FLAT ZINC	F81054-1	5
3	WASHER, 8.2 SPLIT LOCK ZINC	F81054-4	5
4	BOLT, M8x16 -8.8-B HEX HEAD FULL THREAD ZINC	F81002-20	5
5	WRAP, TKUV 50/8 WIRE TIE	F81082-3	15

9.5 Hydraulic Hose Hanger Kit, "M" Frame (AH4-7), MBX12/24H5-6



sm0363



REF.	DESCRIPTION (◆ Indicates Parts Available in Assemblies Only)	PART #	QTY
	HYDRAULIC HOSE HANGER KIT, "M" FRAME (AH1-3), BX24	506102	1
1	HANGER, HYDRAULIC HOSE	505745-1	7
2	WASHER, 8.4 FLAT ZINC	F81054-1	8
3	WASHER, 8.2 SPLIT LOCK ZINC	F81054-4	8
4	BOLT, M8x16 -8.8-B HEX HEAD FULL THREAD ZINC	F81002-20	8
5	WRAP, TKUV 50/8 WIRE TIE	F81082-3	15

9.6 LT20 Hydraulic Boxes

REF.	DESCRIPTION (◆ Indicates Parts Available in Assemblies Only)	PART #	QTY	
-	BOX, AH7 LT20 11-SECTION HYDRAULIC - COMPLETE	522961 ¹	-	
-	BOX, LT20 AC 13-SECTION HYDRAULIC - COMPLETE	522962 ²	-	
-	BOX, LT20 W/BX24 M 17-SECTION HYDRAULIC - COMPLETE	513996 ³	-	
-	BOX, LT20AC W/BX24M 11-SECTION HYDRAULIC - COMPLETE	513999 ⁴	-	
-	BOX, LT20 AH4 HYDRAULIC - COMPLETE	509245 ⁵	-	

¹ For LT20AHS5, AHS6

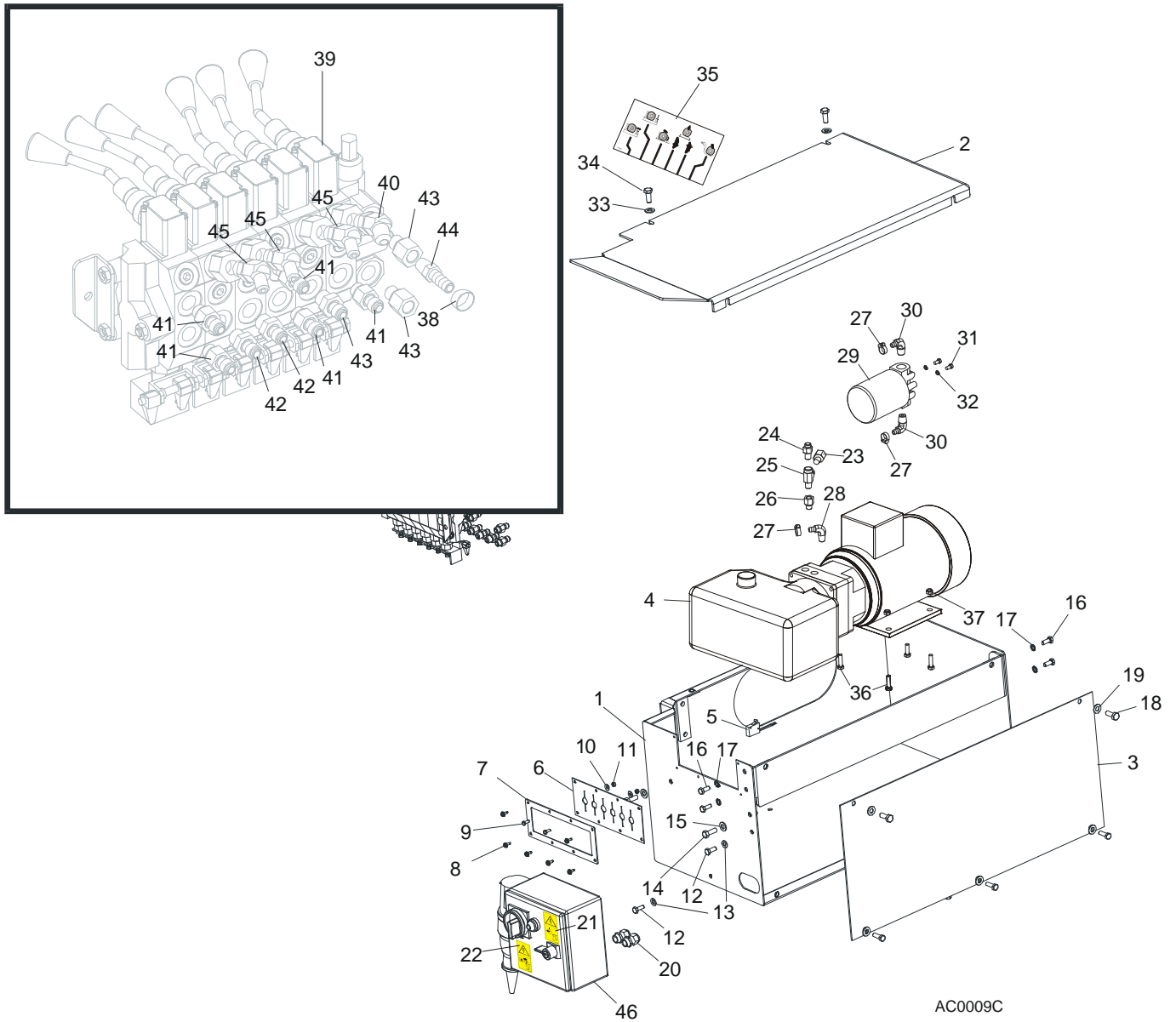
² For LT20AHS7

³ For LT20M AH7 BX24

⁴ For LT20M AH3 BX12/24

⁵ For LT20MAH4

9.7 Hydraulic Control Box, LT20 Series AH3



REF.	DESCRIPTION (◆ Indicates Parts Available in Assemblies Only)	PART #	QTY
	BOX, AC HYDRAULIC	093035	1
	Cap, Hole	093544	2
1	BOX WELDMENT, AC HYDRAULIC	092243-1	1
2	COVER, AC HYDRAULIC BOX TOP	086485-1	1
3	COVER, AC HYDRAULIC BOX FRONT	086484-1	1
4	PUMP, AC 4KW 14.5L/MIN HYDRAULIC W/MOTOR	500958	1
	Pump, AC-4kW Hydraulic	097782	1
	Plate, AC-4kW Hydraulic Connecting	097783	1
	Seal, AC-4kW Hydraulic Complete	097784	1
5	Switch, 2A 125V R-Lever NO/NC/Com	014765	1

6	GUARD, RUBBER DOUBLE VALVE	015079	1	
7	PLATE, AC VALVE	086519-1	1	
8	BOLT, #10-24X1/2 SELF-TAPPING	F05015-7	6	
9	BOLT, M5 X 12-5.8 HEX HEAD FULL THREAD ZINC	F81000-5	2	
10	WASHER, 5.5 SPECIAL FLAT ZINC	F81052-3	2	
11	NUT, M5-8 HEX ZINC	F81030-1	2	
12	BOLT, M8 X 20-8.8-B HEX HEAD FULL THREAD ZINC	F81002-4	2	
13	WASHER, 8.4 FLAT ZINC	F81054-1	2	
14	BOLT, 3/8-16X1 HHC	F05007-7	2	
15	WASHER, 10.5 FLAT ZINC	F81055-1	2	
16	BOLT, M8X20-8.8-B HEX HEAD FULL THREAD ZINC	F81002-4	4	
17	WASHER, 8.4 EXTERNAL STAR LOCK	F81054-3	4	
18	BOLT, M10X25-8.8 HEX HEAD FULL THREAD ZINC	F81003-11	4	
19	WASHER, 10.5 FLAT ZINC	F81055-1	4	
20	GLAND, DW 11/H CABLE (SUPER ONLY)	085388	2	
21	DECAL, HIGH VOLTAGE INSIDE THE ELECTRIC BOX (PICTOGRAM)	096316	1	
22	DECAL, REMOVE THE PLUG BEFORE OPENING THE BOX (PICTOGRAM)	096319	1	
23	PLUG, 1/4" NPT EXTERNAL THREAD	096221	1	
24	FITTING, C5205X4X4 MALE HYDRAULIC	P09143	1	
25	FITTING, 1/4NPT BRANCH TEE	015486	1	
26	FITTING, 6SAE MALE-1/4NPT FEMALE	014686	1	
27	CLAMP, 11/16 WORM	P12739	3	
28	FITTING, 3/8NPT-3/8 BARB ELBOW	P12708	1	
29	MANIFOLD, W/FILTER	P22683	1	
30	FITTING, 1/2NPT-3/8 BARB ELBOW	P12707	2	
31	BOLT, 1/4-20X1/2 HEX HEAD	F05005-15	2	
32	WASHER, Z 6.1 SPLIT LOCK ZINC	F81053-3	2	
33	WASHER, 10.5 FLAT ZINC	F81055-1	2	
34	BOLT, M10X25-8.8 HEX HEAD FULL THREAD ZINC	F81003-11	2	
35	DECAL, HYDRAULIC CONTROL SUPER 97	015364	1	
36	BOLT, M8X30-8.8-B HEX HEAD FULL THREAD ZINC	F81002-7	4	
37	NUT, M8-8-B HEX NYLON ZINC LOCK	F81032-2	4	
38	CLAMP, 11/16 WORM	P12739	1	
39	VALVE, 6-SECTION HYDRAULIC	086589	1	
	SWITCH ASSEMBLY, HYDRAULIC LEVER	024198	1	
40	FITTING, #6SAE 45 DEG. ELBOW	015489	1	
41	FITTING, 3/8O-RING-3/8JIC	014687	5	
42	FITTING, 1/4JIC-3/8 O-RING	P26284	3	
43	FITTING, 6SAE MALE-1/4NPT FEMALE	014686	2	
44	FITTING, 1/4NPT-3/8 BARB	014685	1	
45	FITTING, 6SAE-4JIC 45 DEG. ELBOW	015488	3	
46	BOX, LT20 ELECTRIC	093088	1	
	CONTACTOR, LC1 K0910 P7	092736	1	
	LIGHT, M22 230V WHITE CONTROL	084310	1	
	RELAY, RM4 TG20 PHASE SUPPLY CONTROL	084452	1	
	RELAY, RE9 RA 11MW7 TIMER	084453	1	
	RELAY, 72.31.8.400.0000 PHASE FAILURE	501016	1	
	RELAY, RELPOL MT-TUA-17S-11-92 TIMER	501015	1	

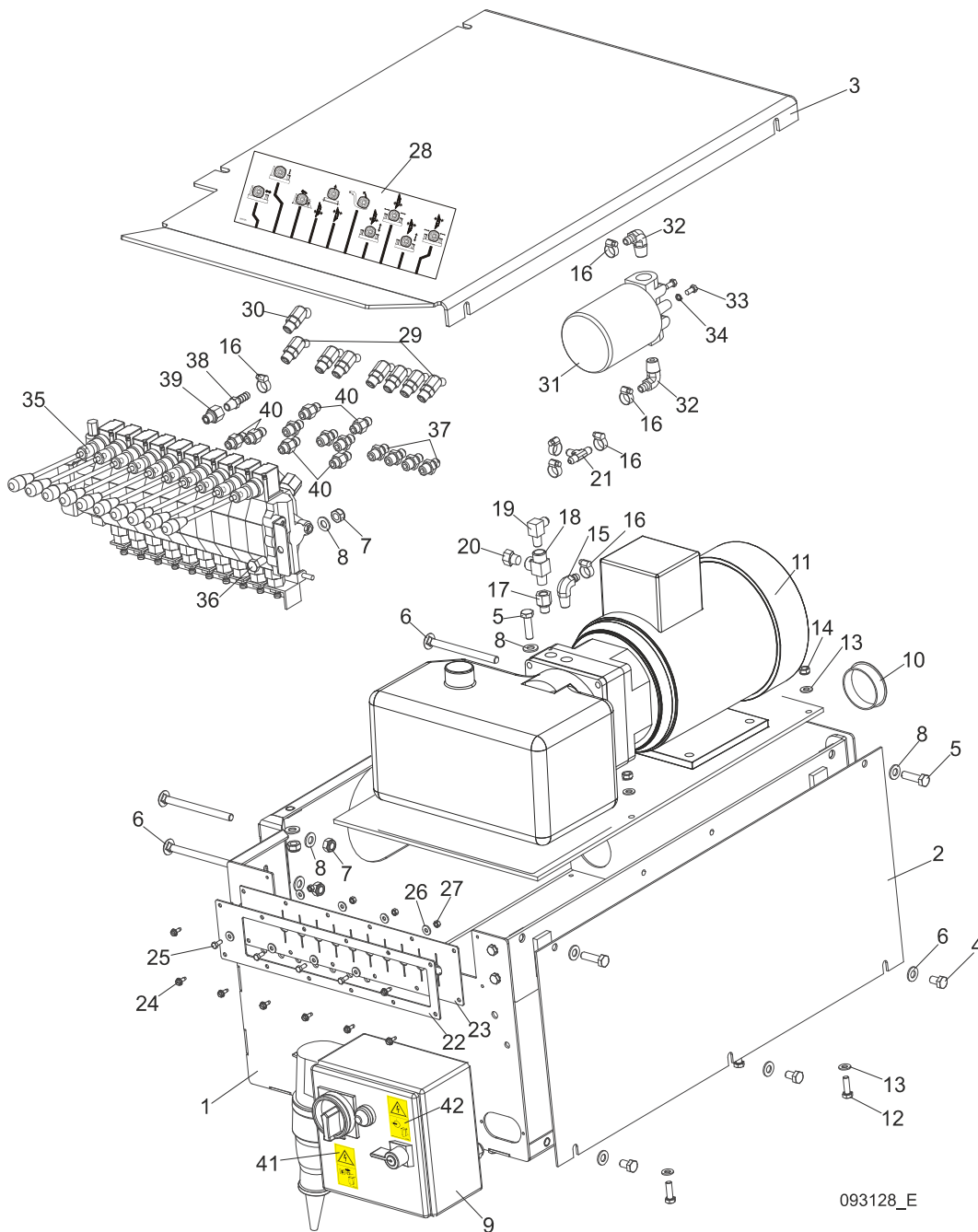


HYDRAULIC SYSTEM

Hydraulic Control Box, LT20 Series AH3

	SWITCH, ABB OT16F3 DISCONNECT	503541	1	
	PLUG, 16A 5P 2607 BALS	E85239	1	
	SWITCH, 2A 125V R-LEVER NO/NC/COM 2A 125V	014765	1	
	SWITCH, FA138 Z11 LIMIT	100931	1	

9.8 Hydraulic Control Box, LT20 Series AH5/7



093128_E

REF.	DESCRIPTION (◆ Indicates Parts Available In Assemblies Only)	PART #	QTY
	BOX ASSEMBLY, LT20 AH5 HYDRAULIC CONTROL	093128	1
1	BOX WELDMENT, HYDRAULIC	091729-1	1
	BRACKET, AC HYDRAULIC BOX - COMPLETE	086518-1	1
	BOLT, M8X20-8.8-B HEX HEAD FULL THREAD ZINC	F81002-4	4
	WASHER, 8.4 EXTERIOR STAR LOCK	F81054-3	4
2	COVER, AC HYDRAULIC BOX FRONT	086484-1	1
3	COVER, AC/DC HYDRAULIC BOX TOP	091734-1	1
4	BOLT, M10X16-8.8 HEX HEAD FULL THREAD ZINC	F81003-13	3



HYDRAULIC SYSTEM

Hydraulic Control Box, LT20 Series AH5/7

5	BOLT, M10X35-8.8 HEX HEAD FULL THREAD ZINC	F81003-17	4	
6	BOLT, M10X125 8.8 CARRIAGE ZINC	F81003-34	4	
7	NUT, M10-8-B HEX NYLON ZINC LOCK	F81033-1	6	
8	WASHER, 10.5 FLAT ZINC	F81055-1	13	
9	BOX, LT20 ELECTRIC	093088	1	
	CONTACTOR, LC1 K0910 P7	092736	1	
	LIGHT, M22 230V WHITE CONTROL	084310	1	
	RELAY, RM4 TG20 PHASE SUPPLY CONTROL	084452	1	
	RELAY, 72.31.8.400.0000 PHASE FAILURE	501016	1	
	RELAY, RELPOL MT-TUA-17S-11-92 TIMER	501015	1	
	RELAY, LR2 K0316 THERMAL	084456	1	
	SWITCH, ABB OT16E3 DISCONNECT	089801	1	
	PLUG, 16A 5P 2607 BALS	E85239	1	
	SWITCH, 2A 125V R-LEVER NO/NC/COM.	014765	1	
	SWITCH, FA138 Z11 LIMIT	100931	1	
10	CAP, HSA2790 (63.6 DIA.) HOLE	092859	1	
11	PUMP, AC 4 KW 14.5 L/MIN HYDRAULIC W/MOTOR	093459	1	
	PUMP, AC-4KW HYDRAULIC	097782	1	
	PLATE, AC-4KW HYDRAULIC CONNECTING	097783	1	
	SEAL, AC-4KW HYDRAULIC COMPLETE	097784	1	
12	BOLT, M8X25-8.8-B HEX HEAD FULL THREAD ZINC	F81002-5	4	
13	WASHER, 8.4 FLAT ZINC	F81054-1	8	
14	NUT, M8-8-B HEX NYLON ZINC LOCK	F81032-2	4	
15	FITTING, 3/8NPT-3/8 BARB ELBOW	P12708	1	
16	CLAMP, 11/16 WORM	P12739	7	
17	FITTING, 6SAE MALE-1/4NPT FEMALE	014686	1	
18	FITTING, 1/4NPT BRANCH TEE	015486	1	
19	FITTING, 3/8JIC-1/4NPT 90L	015491	2	
20	PLUG, 1/4" NPT	096221	1	
21	FITTING, 3/8 BARB TEE	015485	1	
22	COVER, 10-SECTION VALVE GUARD	091826-1	1	
23	GUARD, 10-SECTION VALVE RUBBER	091739	1	
24	BOLT, #10-24X1/2, SELF-TAPPING	F05015-7	8	
25	BOLT, M5X12-5.8 HEX HEAD FULL THREAD ZINC	F81000-5	4	
26	WASHER, 5.5 SPECIAL FLAT ZINC	F81052-3	8	
27	NUT, M5-8 HEX ZINC	F81030-1	4	
28	DECAL, AH5 HYDRAULIC CONTROL BOX	094795	1	
	DECAL, AH7 HYDRAULIC CONTROL BOX	094970	1	
29	FITTING, 6SAE-4JIC 45 DEG. ELBOW	015488	7	
30	FITTING, #6SAE 45 DEG. ELBOW	015489	1	
31	MANIFOLD W/FILTER	P22683	1	
32	FITTING, 1/2NPT-3/8 BARB ELBOW	P12707	2	
33	BOLT, 1/4-20X1/2" HEX HEAD	F05005-15	2	
34	WASHER, Z 6.1 SPLIT LOCK ZINC	F81053-3	2	
35	VALVE, HDS11/10 6-SECTION HYDRAULIC	091344	1	
36	BOLT, M10X20-5.8 HEX HEASD FULL THREAD ZINC	F81003-1	2	
37	FITTING, 1/4JIC-3/8 O-RING	P26284	7	
38	FITTING, 1/4NPT-3/8 BARB	014685	1	

HYDRAULIC SYSTEM

Hydraulic Control Box, LT20 Series AH5/7

9

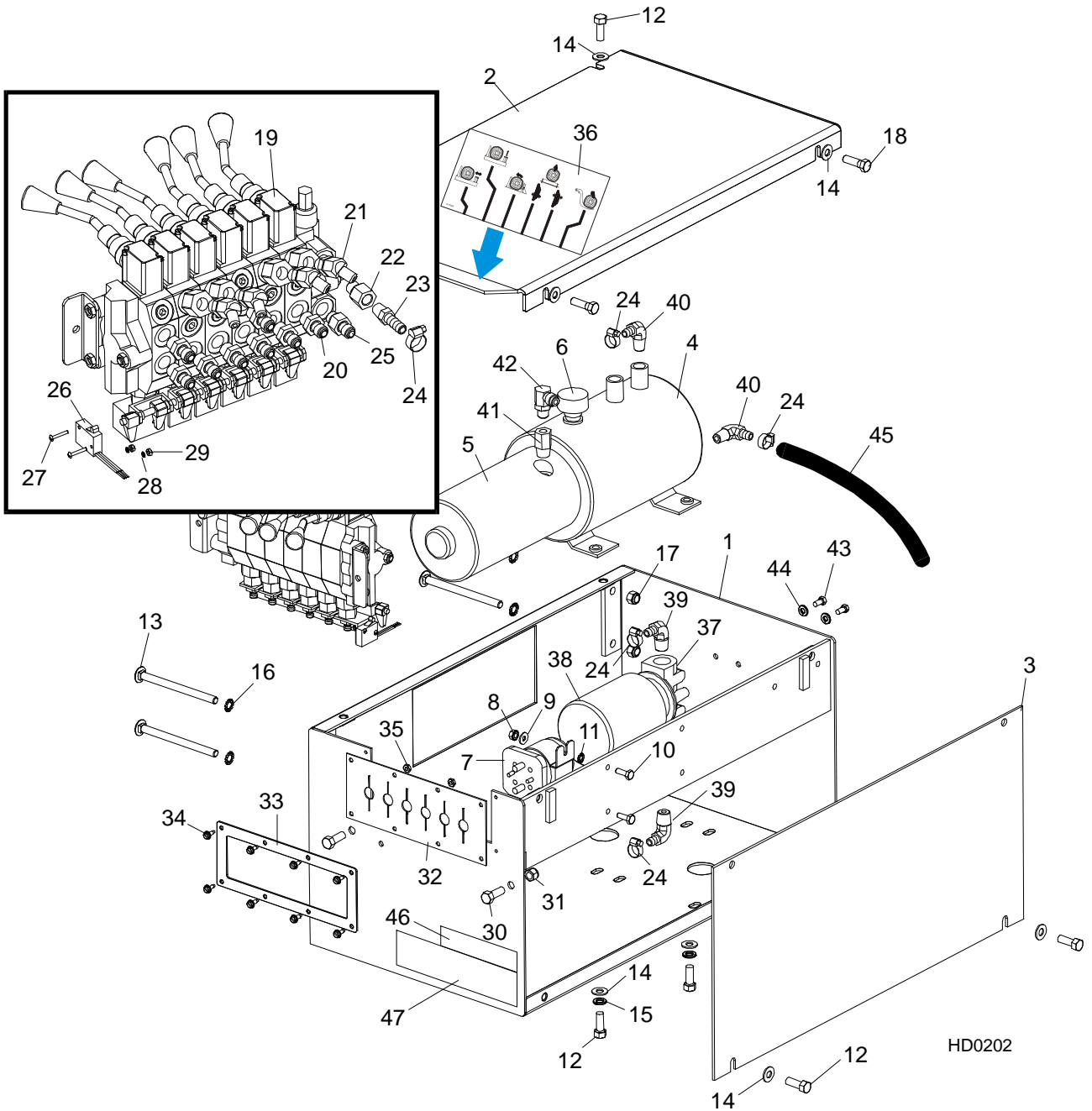
39	FITTING, 6SAE MALE-1/4NPT FEMALE	014686	1	
40	FITTING, 3/8O-RING-3/8JIC	014687	6	
41	DECAL, HIGH VOLTAGE INSIDE THE ELECTRIC BOX (PICTOGRAM)	096316	1	
42	DECAL, REMOVE THE PLUG BEFORE OPENING THE BOX (PICTOGRAM)	096319	1	



HYDRAULIC SYSTEM

Hydraulic Control Box, LT20 Series DH3

9.9 Hydraulic Control Box, LT20 Series DH3



REF.	DESCRIPTION (◆ Indicates Parts Available In Assemblies Only)	PART #	QTY
1	BOX WELDMNT, AC 4 KW HYDRAULIC	092243-1	1
2	COVER, AC HYDRAULIC BOX TOP	086485-1	1
3	COVER, AC HYDRAULIC BOX FRONT	086484-1	1
4	PUMP ASSEMBLY, W/MOTOR HYDRAULIC	P12701	1
5	MOTOR KIT, HYDRAULIC REPLACEMENT	052807	1

	MOTOR, ISKRA REPLACEMENT MONARCH PUMP	038683	1	
	BRUSHES, HYDRAULIC MOTOR ISKAR	038682	1	
	BEARING, #02318 MONARCH MOTOR	P12513	1	
6	CAP, HYDRAULIC PUMP VENTED FILL	P12817	1	
	RING, 3 7/8OD 02352 'O'	P10198	1	
	SEAL, HYDRAULIC MOTOR/PUMP	P10315	1	
7	SOLENOID, 200A 12V SPST CONT. DUTY	015470	1	
8	NUT, 1/4-20 KEPS	F05010-9	2	
9	WASHER, 1/4 SAE FLAT	F05011-11	2	
10	Bolt, 1/4-20x3/4 HEX HEAD FULL THREAD	F05005-1	2	
11	WASHER, 1/4" STAR EXT.TOOTH	F05011-37	2	
	FLUID, DEXRON III ATF (QUART)	P12742	8.5 l	
	FLUID, ALL WEATHER HYDRAULIC (JUGS) HVI26	P12823	8.5 l	
	FLUID, COLD WEATHER HYDRAULIC GAL CAN HVI13	P12822	8.5 l	
12	BOLT, 3/8-16 X 1" HHC	F05007-7	8	
13	BOLT, 3/8-16x5 CARRIAGE	F05007-113	4	
14	WASHER, 3/8 SAE FLAT	F05011-3	10	
15	WASHER, 3/8 SPLIT LOCK	F05011-4	4	
16	WASHER, 3/8 STAR EXTERNAL	F05011-36	4	
17	NUT, 3/8-16 HEX NYLON LOCK	F05010-10	4	
18	SCREW, 3/8-16X1 1/4 HHC	F05007-2	2	
19	VALVE, 6-SECTION HDS10/6-6 (SEE FORM # 575 FOR THE SERVICE PARTS)	015260	1	
20	FITTING, 1/4JIC-3/8 O-RING	P26284	8	
21	FITTING, 6SAE-4JIC 45 DEG. ELBOW	015488	4	
22	FITTING, 6SAE MALE-1/4NPT FEMALE	014686	1	
23	FITTING, 1/4NPT-3/8 BARB	014685	1	
24	CLAMP, 11/16 WORM	P12739	5	
25	FITTING, 1/4JIC-3/8 O-RING	P26284	1	
26	SWITCH ASSEMBLY, HYDRAULIC LEVER	024198	1	
27	SCREW, #4-40 X 3/4" SLOTTED PAN HEAD	F05004-13	2	
28	WASHER, #4 SPLIT LOCK	F05011-21	2	
29	NUT, #4-40 HEX	F05010-43	2	
30	BOLT, 3/8-16X1 HHC	F05007-7	2	
31	NUT, 3/8-16 HEX NYLON LOCK	F05010-10	2	
32	GUARD, RUBBER DOUBLE VALVE	015079	1	
33	COVER, VALVE GUARD	086519-1	1	
34	NUT, #10-24 HEX LOCK	F05015-7	8	
35	NUT, #10-20 ZINC LOCK	F05010-14	2	
36	DECAL, HYDRAULIC CONTROL SUPER 97	015364	1	
37	MANIFOLD, W/FILTER	P22683	1	
38	FILTER, S28 HYDRAULIC	P20301	1	
39	FITTING, 1/2NPT-3/8 BARB ELBOW	P12707	2	
40	FITTING, 3/8NPT-3/8 BARB ELBOW	P12708	2	
41	FITTING, 3/8" NPT X 1/4" NPT REDUCER	015490	1	
42	FITTING, 1/4NPTX1/4JIC MALE ELBOW	P09142	1	
43	BOLT, 1/4-20X1/2 HH	F05005-15	2	
44	WASHER, 1/4" SPLIT LOCK	F05011-14	2	
45	HOSE, 3/8" LOW PRESSURE HYDRAULIC	R01892-1	A/R	

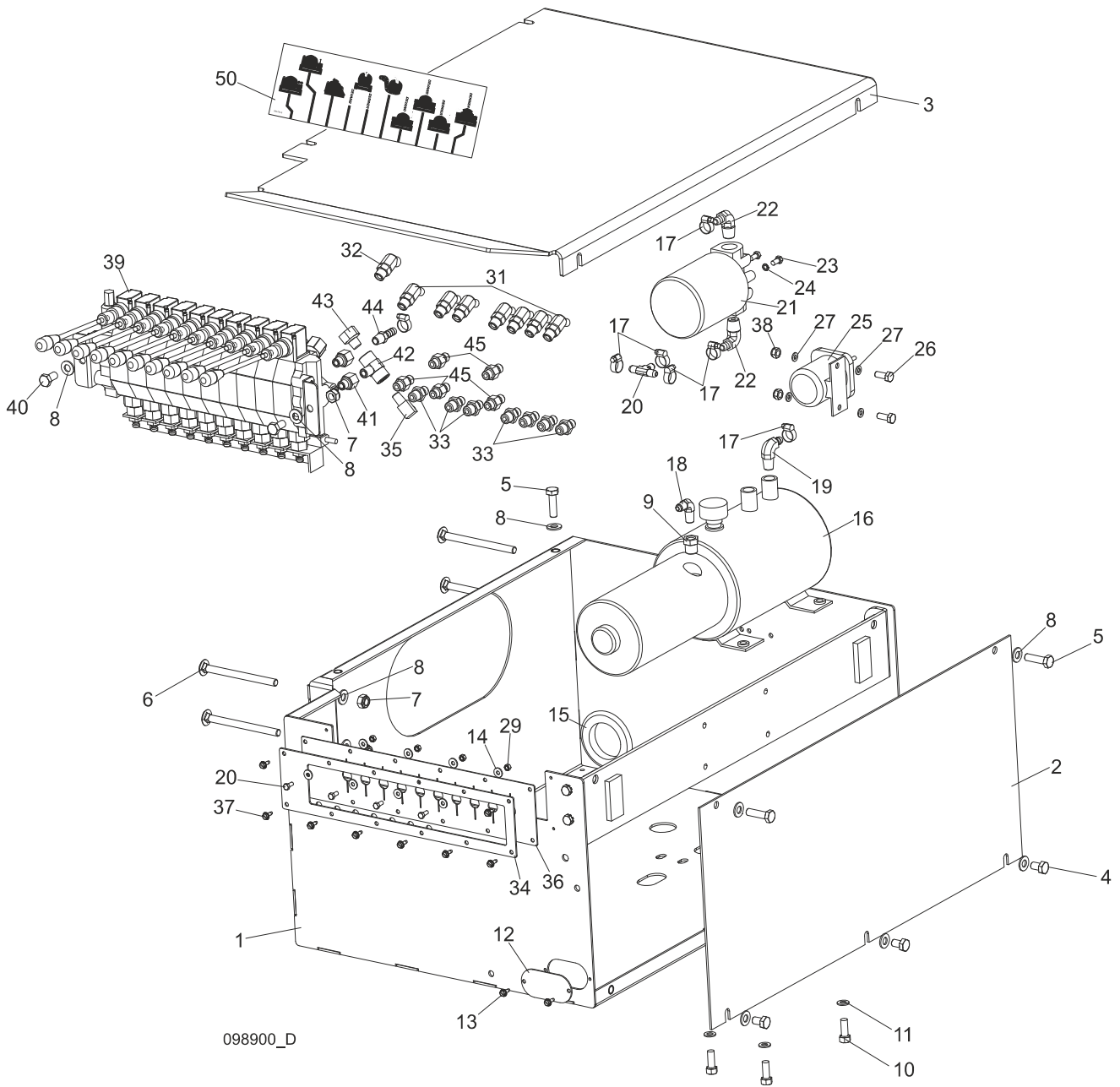


HYDRAULIC SYSTEM

Hydraulic Control Box, LT20 Series DH3

	GROUNDING ASSEMBLY, HYDRAULIC PUMP	N/A	1	
	Bolt, 3/8-16x1/2 Hex Head Grade 5	F05004-124	1	
	Cable, 1AWG SO Welding	R01971	.39 m	
	Terminal, 5/16 1-2Ga Ring NI Loose	F05092-16	2	
	Washer, 3/8 Star External	F05011-36	2	
46	DECAL, HYDRAULIC WORKING PRESSURE	P85069	1	
47	DECAL, HYDRAULIC FLUID	P85068	1	

9.10 Hydraulic Control Box, LT20 Series DH5/7



REF.	DESCRIPTION (◆ Indicates Parts Available in Assemblies Only)	PART #	QTY
	BOX, DH5/7 LT20 HYDRAULIC CONTROL	098900	1
1	BOX WELDMENT, HYDRAULIC	091729-1	1
	BRACKET, AC HYDRAULIC CONTROL BOX COMPLETE	086518-1	1
	BOLT, M8X20-8.8-B HEX HEAD FULL THREAD ZINC	F81002-4	4
	WASHER, 8.4 EXTERIOR STAR LOCK	F81054-3	4
2	COVER, AC HYDRAULIC BOX FRONT AC	086484-1	1
3	COVER, AC/DC HYDRAULIC BOX TOP	091734-1	1
4	BOLT, M10X16-8.8 HEX HEAD FULL THREAD ZINC	F81003-13	3
5	BOLT, M10X35-8.8 HEX HEAD FULL THREAD ZINC	F81003-17	4

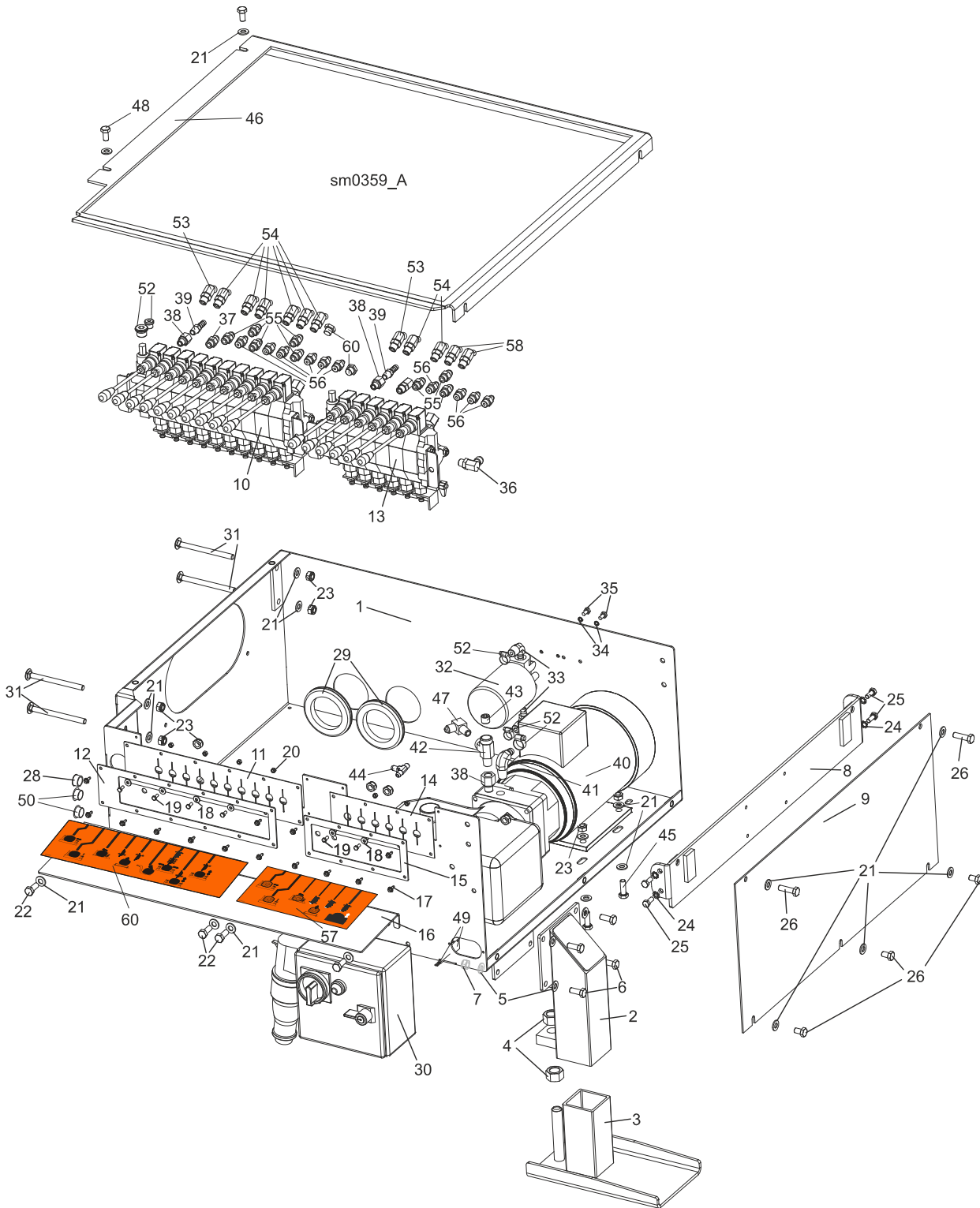


HYDRAULIC SYSTEM

Hydraulic Control Box, LT20 Series DH5/7

6	BOLT, M10X125 8.8 CARRIAGE ZINC	F81003-34	4	
7	NUT, M10-8-B HEX NYLON ZINC LOCK	F81033-1	6	
8	WASHER, 10.5 FLAT ZINC	F81055-1	13	
9	FITTING, 3/8" NPT X 1/4" NPT REDUCER	015490	1	
10	BOLT, 3/8-16X1 HHC	F05007-7	4	
11	WASHER, 8.4 FLAT ZINC	F81054-1	4	
12	CAP, HYDRAULIC CONTROL BOX	091733-1	1	
13	BOLT, #10-24X1/2 SELF-TAPPING	F05015-7	2	
14	WASHER, 5.5 SPECIAL FLAT ZINC	F81052-3	8	
15	GROMMET, 2 1/2 DIA. RUBBER	085614	1	
16	PUMP ASSEMBLY, W/MOTOR HYDRAULIC	P12701	1	
17	CLAMP, 11/16 WORM	P12739	5	
18	FITTING, 1/4NPTX1/4JIC MALE ELBOW	P09142	1	
19	FITTING, 3/8NPT-3/8 BARB ELBOW	P12708	1	
20	BOLT, M5X12-5.8 HEX HEAD FULL THREAD ZINC	F81000-5	4	
21	MANIFOLD, W/FILTER	P22683	1	
22	FITTING, 1/2NPT-3/8 BARB ELBOW	P12707	2	
23	BOLT, 1/4-20X1/2" HEX HEAD	F05005-15	2	
24	WASHER, Z 6.1 SPLIT LOCK ZINC	F81053-3	2	
25	SOLENOID, 200A 12V SPST CONT. DUTY	015470	1	
26	BOLT, M6X20-8.8-B HEX HEAD FULL THREAD ZINC	F81001-2	2	
27	WASHER, 6.4 FLAT ZINC	F81053-1	4	
28	NUT, M6-8-B HEX NYLON ZINC LOCK	F81032-2	2	
29	NUT, M5-8 HEX ZINC	F81030-1	4	
30	VALVE, MTKA.VB OIL FLOW CONTROL	093794	1	
31	FITTING, 6SAE-4JIC 45 DEG. ELBOW	015488	7	
32	FITTING, #6SAE 45DEG ELBOW	015489	1	
33	FITTING, 1/4JIC-3/8 O-RING	P26284	7	
34	COVER, 10-SECTION VALVE GUARD	091826-1	1	
35	FITTING, 3/8JIC-1/4NPT 90L	015491	2	
36	GUARD, 10-SECTION VALVE RUBBER	091739	1	
37	BOLT, #10-24X1/2, SELF-TAPPING	F05015-7	8	
38	NUT, M6-8-B HEX NYLON ZINC LOCK	F81031-2	2	
39	VALVE, HDS11/10 6-SECTION HYDRAULIC	091344	1	
40	BOLT, M10X20-5.8 HEX HEAD FULL THREAD ZINC	F81003-1	2	
41	FITTING, 6SAE MALE-1/4NPT FEMALE	014686	2	
42	FITTING, 1/4NPT BRANCH TEE	015486	1	
43	PLUG, 1/4" NPT BLANK	096221	1	
44	FITTING, 1/4NPT-3/8 BARB	014685	1	
45	FITTING, 3/8 O-RING-3/8JIC	014687	5	
46	FITTING, 6SAE-4JIC 45 DEG. ELBOW	015488	7	
47	FITTING, #6SAE 45DEG ELBOW	015489	1	
48	FITTING, 1/4JIC-3/8 O-RING	P26284	7	
49	COVER, 10-SECTION VALVE GUARD	091826-1	1	
50	DECAL, DH5 HYDRAULIC CONTROL BOX	094795	1	
	DECAL, DH7 HYDRAULIC CONTROL BOX	094970	1	

9.11 Hydraulic Control Box, AC 16-Section LT20/40/70



REF.	DESCRIPTION (◆ Indicates Parts Available in Assemblies Only)	PART #	QTY
------	--	--------	-----



HYDRAULIC SYSTEM

Hydraulic Control Box, AC 16-Section LT20/40/70

	BOX, AC 16-SECTION LT40/70 HYDRAULIC CONTROL - COMPLETE	505945	1	
	BOX, AC 16-SECTION LT20 HYDRAULIC CONTROL - COMPLETE	505950	1	
1	BOX WELDMENT, HYDRAULIC	505946-1	1	
	LEG, HYDRAULIC CONTROL BOX	505741	1	
2	LEG, HYDRAULIC CONTROL BOX - UPPER PART	505742-1	1	
3	FOOT, ADJUSTABLE LEG WIDE	501084-1	1	
4	NUT, M20-8 HEX ZINC	F81037-1	2	
5	WASHER, 10.5 FLAT ZINC	F81055-1	8	
6	BOLT, M10x25-8.8 HEX HEAD FULL THREAD ZINC	F81003-11	4	
7	NUT, M10-8-B HEX NYLON ZINC LOCK	F81033-1	4	
8	BRACKET, AC HYDRAULIC CONTROL BOX - COMPLETE	086518-1	1	
9	COVER, AC HYDRAULIC BOX FRONT	086484-1	1	
10	VALVE, HDS11/10 8-SECTION HYDRAULIC	091344	1	
11	GUARD, 10-SECTION HYDRAULIC VALVE RUBBER	091739	1	
12	COVER, 10-SECTION VALVE GUARD	091826-1	1	
13	VALVE, 6-SPOOL FOR SERIES CONNECTION	501104	1	
14	GUARD, RUBBER DOUBLE VALVE	015079	1	
15	PLATE, AC VALVE	086519-1	1	
16	PLATE FOR DECALS	505949-1	1	
17	BOLT, #10-24X1/2 SELF-TAPPING	F05015-7	14	
18	WASHER, 5.5 SPECIAL FLAT ZINC	F81052-3	6	
19	BOLT, M5x12-5.8 HEX HEAD FULL THREAD ZINC	F81000-5	6	
20	NUT, M5-8 HEX ZINC	F81030-1	6	
21	WASHER, 10.5 FLAT ZINC	F81055-1	23	
22	BOLT, M10x25-8.8 HEX HEAD FULL THREAD ZINC	F81003-11	4	
23	NUT, M10-8-B HEX NYLON ZINC LOCK	F81033-1	12	
24	WASHER, 8.4 EXTERIOR STAR LOCK	F81054-3	4	
25	BOLT, M8x20-8.8-B HEX HEAD FULL THREAD ZINC	F81002-4	4	
26	BOLT, M10x16-8.8 HEX HEAD FULL THREAD ZINC	F81003-13	3	
27	BOLT, M10x35-8.8 HEX HEAD FULL THREAD ZINC	F81003-17	2	
28	GROMMET, 5/8 WIRE	P04137	1	
29	GROMMET, 80MM DIA. RUBBER	089293	2	
30	BOX, AC 4kW ELECTRIC	089799 ¹	1	
	BOX, LT20 ELECTRIC	093088 ²	1	
	BOX, LT20 ELECTRIC (NORWAY)	093088-2 ³	1	
31	BOLT, M10X125 8.8 CARRIAGE ZINC	F81003-34	4	
32	MANIFOLD, W/FILTER	P22683	1	
33	FITTING, 1/2NPT-3/8 BARB ELBOW	P12707	2	
34	WASHER, Z 6.1 SPLIT LOCK ZINC	F81053-3	2	
35	BOLT, 1/4-20X1/2 HH	F05005-15	2	
36	FITTING, #6 SAE 3/8" JIC ELBOW	P12704	1	
37	FITTING, 3/8O-RING-3/8JIC	014687	1	
38	FITTING, 6SAE MALE-1/4NPT FEMALE	014686	3	
39	FITTING, 1/4NPT-3/8 BARB	014685	2	
40	PUMP, AC 4KW 14.5L/MIN HYDRAULIC W/MOTOR	500958	1	
41	FITTING, 3/8NPT-3/8 BARB ELBOW	P12708	1	
42	FITTING, 1/4NPT BRANCH TEE	015486	1	

43	PLUG, TN 192-1/4NPT W/EXTERNAL THREAD	096221	1	
44	FITTING, 3/8 BARB TEE	015485	1	
45	BOLT, M10x30-5.8 HEX HEAD FULL THREAD ZINC	F81003-2	4	
46	COVER, HYDRAULIC BOX TOP	505948-1	1	
47	FITTING, 3/8JIC-1/4NPT 90L	015491	2	
48	BOLT, M10X20-5.8 HEX HEAD FULL THREAD ZINC	F81003-1	2	
49	SWITCH, 2A 125V R-LEVER NO/NC/COM	014765	1	
50	CAP, SR1086 22.2 HOLE	093544	2	
51	FITTING, #6SAE 45DEG ELBOW	015489	1	
52	PLUG KIT FOR BOX #500508	505060	1	
53	FITTING, #6SAE 45DEG ELBOW	015489	*	
54	FITTING, 6SAE-4JIC 45 DEG ELBOW	015488	*	
55	FITTING, 3/8O-RING-3/8JIC	014687	*	
56	FITTING, 1/4JIC-3/8 O-RING	P26284	*	
57	DECAL, 24H1-6 FOR 16-SECTION BOX	505961	1	
58	FITTING, 6SAE-4JIC 45 DEG ELBOW	015488	*	
59	PLUG, 9/16-18 JIC HYDRAULIC VALVE	089647	*	
60	DECAL FOR AH5/16-SECTION BOX	506099	1	

¹ Included in 505945 (LT40/70)

² Included in 505950 (LT20)

³ Included in 505950 (LT20)

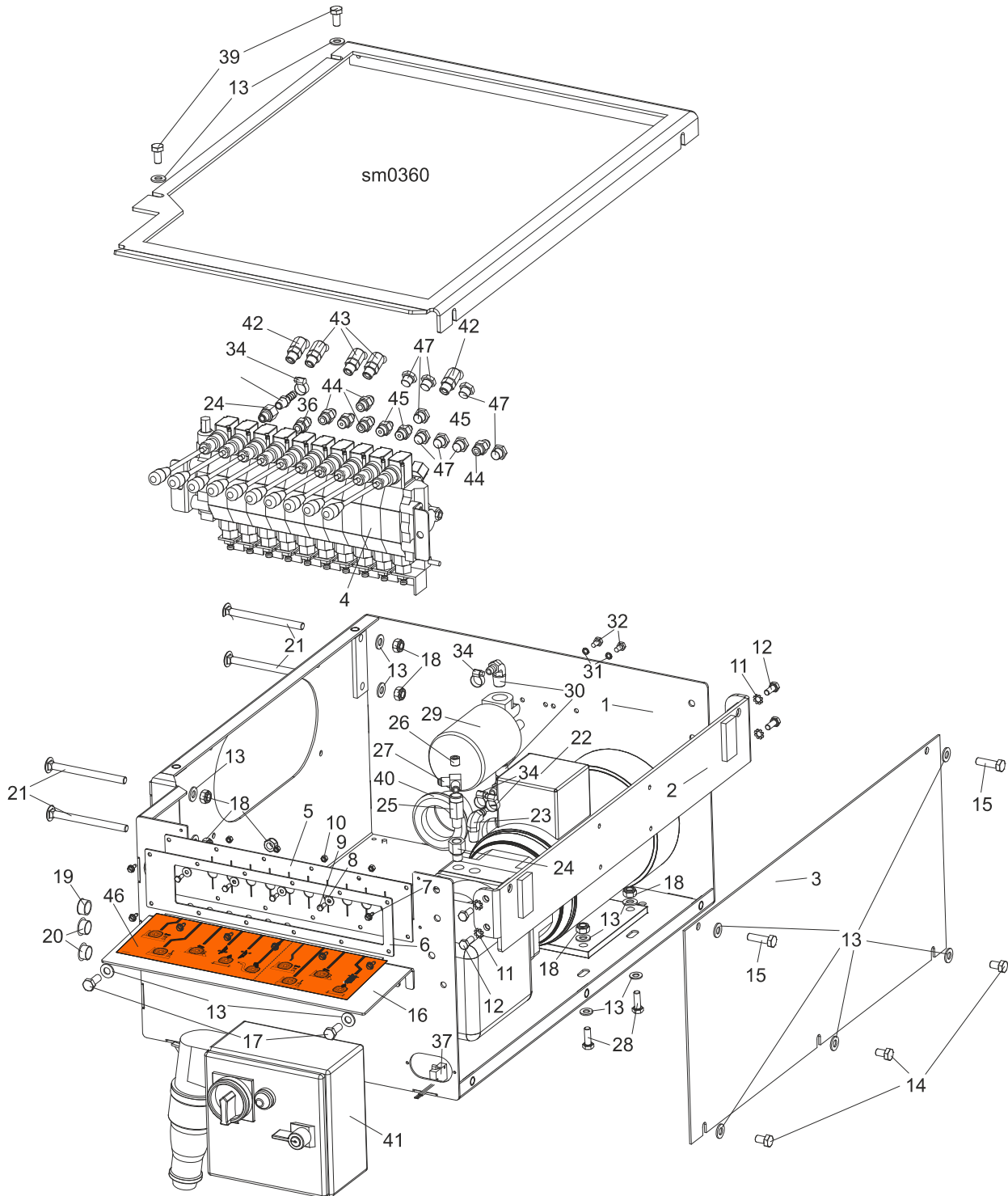
* Depends on hydraulic system configuration.



HYDRAULIC SYSTEM

Hydraulic Control Box, AC 10-Section LT20/40/70

9.12 Hydraulic Control Box, AC 10-Section LT20/40/70



REF.	DESCRIPTION (◆ Indicates Parts Available in Assemblies Only)	PART #	QTY
	BOX, AC 10-SECTION BX24 LT40/70 HYDRAULIC CONTROL - COMPLETE	506446	1
	BOX, AC 10-SECTION LT20 BX24 HYDRAULIC CONTROL	506555	1
1	BOX WELDMENT, HYDRAULIC	091729-1	1

2	BRACKET, AC HYDRAULIC CONTROL BOX COMPLETE	086518-1	1	
3	COVER, AC HYDRAULIC BOX FRONT	086484-1	1	
4	VALVE, HDS11/10 8-SECTION HYDRAULIC	091344	1	
5	GUARD, 10-SECTION VALVE RUBBER	091739	1	
6	PLATE, 10-SECTION VALVE	091826-1	1	
7	BOLT, #10-24x1/2 SELF-TAPPING	F05015-7	8	
8	WASHER, 5.5 SPECIAL FLAT ZINC	F81052-3	4	
9	BOLT, M5x12-5.8 HEX HEAD FULL THREAD ZINC	F81000-5	4	
10	NUT, M5-8 HEX ZINC	F81030-1	4	
11	WASHER, 8.4 EXTERIOR STAR LOCK	F81054-3	4	
12	BOLT, M8x20-8.8-B HEX HEAD FULL THREAD ZINC	F81002-4	4	
13	WASHER, 10.5 FLAT ZINC	F81055-1	21	
14	BOLT, M10x16-8.8 HEX HEAD FULL THREAD ZINC	F81003-13	3	
15	BOLT, M10x35-8.8 HEX HEAD FULL THREAD ZINC	F81003-17	2	
16	PLATE, DECAL	506588-1	1	
17	BOLT, M10x25-8.8 HEX HEAD FULL THREAD ZINC	F81003-11	2	
18	NUT, M10-8-B HEX NYLON ZINC LOCK	F81033-1	10	
19	GROMMET, 5/8 WIRE	P04137	1	
20	CAP, SR1086 22.2 HOLE	093544	2	
21	BOLT, MM10x125 8.8 CARRIAGE ZINC	F81003-34	4	
22	PUMP, AC 4KW 14.5L/MIN HYDRAULIC W/MOTOR	500958	1	
23	FITTING, #6-6 (3/8"NPT) - 3/8" ELBOW	P12708	1	
24	FITTING, #6SEA MALE - 1/4NPT FEMALE	014686	2	
25	FITTING, 1/4NPT BRANCH TEE	015486	1	
26	PLUG, TN 192-1/4NPT W/EXTERNAL THREAD	096221	1	
27	FITTING, 3/8JIC-1/4NPT 90L	015491	2	
28	BOLT, M10X30-5.8 HEX HEAD FULL THREAD ZINC	F81003-2	4	
29	MANIFOLD, W/FILTER	P22683	1	
30	FITTING, 1/2NPT-3/8 BARB ELBOW	P12707	2	
31	WASHER, Z 6.1 SPLIT LOCK ZINC	F81053-3	2	
32	BOLT, 1/4-20X1/2 HH	F05005-15	2	
33	VALVE, MTKA.VB OIL FLOW CONTROL	093794	1	
34	CLAMP, 11/16 HOSE	061807	8	
35	FITTING, 1/4NPT-3/8 BARB	014685	1	
36	FITTING, 3/8O-RING-3/8JIC	014687	1	
37	SWITCH, 2A 125V R-LEVER NO/NC/COM	014765	1	
38	COVER, HYDRAULIC BOX TOP	506587-1	1	
39	BOLT, M10x20-5.8 HEX HEAD FULL THREAD ZINC	F81003-1	2	
40	GROMMET, 2 1/2 DIA. RUBBER	085614	2	
41	BOX, AC 4kW ELECTRIC	089799 ¹	1	
	BOX, LT20 ELECTRIC	093088 ²	1	
	BOX, LT20 ELECTRIC (NORWAY)	093088-2 ³	1	
42	FITTING, #6SAE 45 DEG. ELBOW	015489	*	
43	FITTING, 6SAE-4JIC 45 DEG. ELBOW	015488	*	
44	FITTING, 3/8 O-RING-3/8JIC	014687	*	
45	FITTING, 1/4JIC-3/8 O-RING	P26284	*	
46	DECAL, 24H1-6 16-SECTION BOX	506589	1	
47	PLUG, 9/16-18 JIC HYDRAULIC VALVE	089647	*	



HYDRAULIC SYSTEM

Hydraulic Control Box, AC 10-Section LT20/40/70

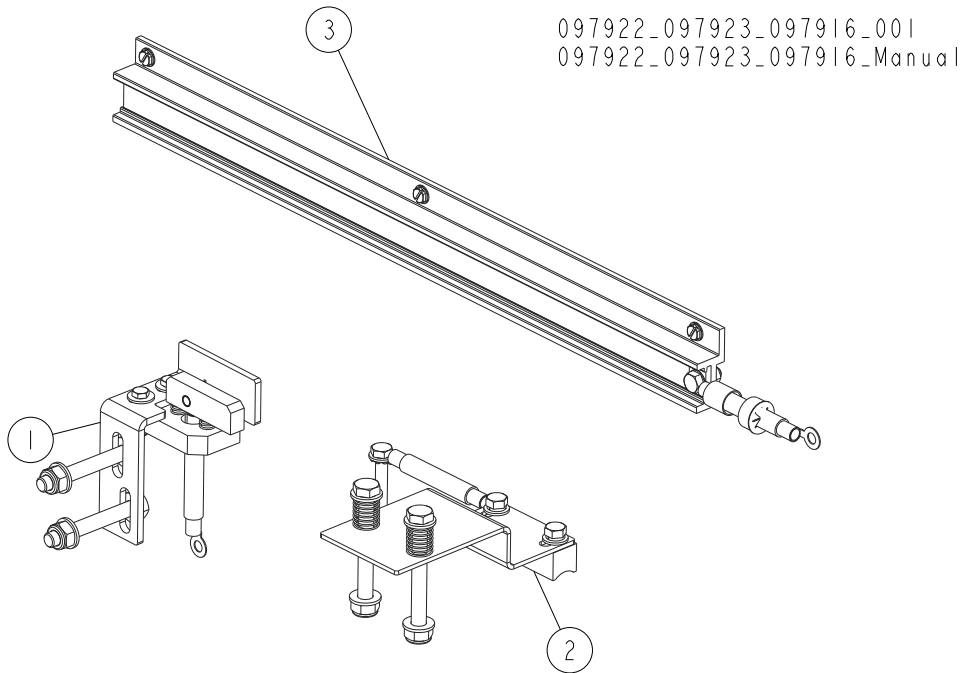
¹ Included in 506446 (LT40/70)

² Included in 506555 (LT20)

³ Included in 506555 (LT20)

*Depends on hydraulic system configuration.

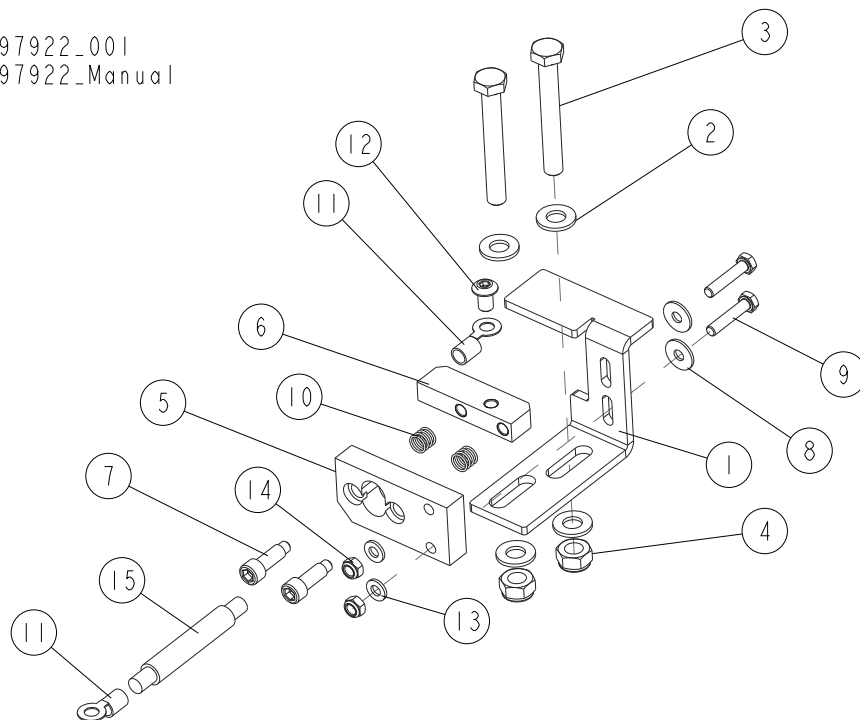
9.13 Hydraulic Power Supply Strip, DC



REF.	DESCRIPTION (◆ Indicates Parts Available in Assemblies Only)	PART #	QTY	
1	CONTACT ASSEMBLY, LT20 HYDRAULIC POWER SUPPLY (POSITIVE) See Section 9.14	097922	1	
2	CONTACT ASSEMBLY, LT20 HYDRAULIC POWER SUPPLY (GROUND) See Section 9.15	097923	1	
3	STRIP ASSEMBLY, LT20 HYDRAULIC POWER SUPPLY See Section 9.17	097916	1	

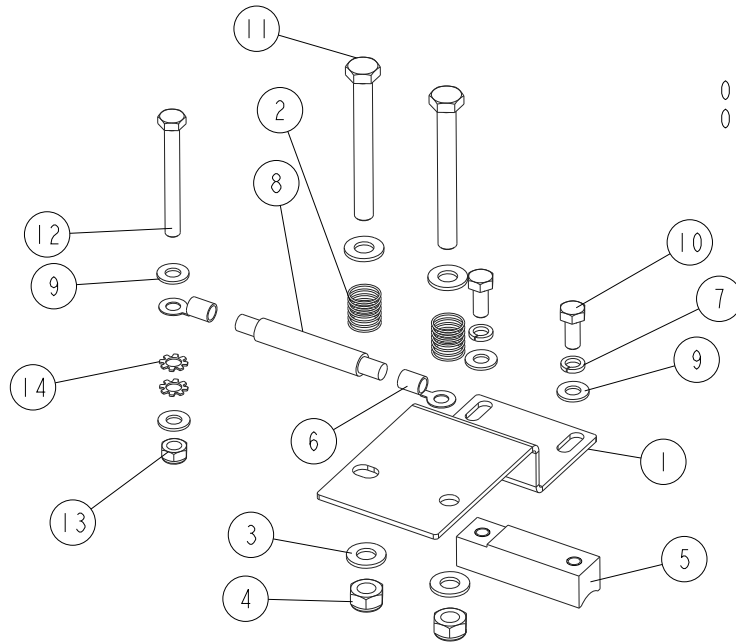
9.14 Positive Contact Assembly

097922_001
097922_Manual



REF.	DESCRIPTION (◆ Indicates Parts Available in Assemblies Only)	PART #	QTY	
	CONTACT ASSEMBLY, LT20 HYDRAULIC POWER SUPPLY (POSITIVE)	097922	1	
1	BRACKET, POSITIVE CONTACT MOUNTING	097911-1	1	
2	WASHER, 10.5 FLAT ZINC	F81055-1	4	
3	BOLT, M10X75-8.8 HEX HEAD ZINC	F81003-15	2	
4	NUT, M10-8-B HEX NYLON ZINC LOCK	F81033-1	2	
5	PLATE, 1/2 NYLON INSULATOR CONTACT	S10072	1	
6	BUTTON, HOT CONTACT 1997	015253	1	
7	BOLT, 5/16X3/4 SHOULDER 1/4-20 THREAD	F05006-44	2	
8	WASHER, 6.5 SPECIAL FLAT ZINC	F81053-11	2	
9	BOLT, M6X30-8.8 HEX HEAD FULL THREAD ZINC	F81001-8	2	
10	SPRING, .42X.59X.042 COMPRESSION	P10077	2	
11	TERMINAL, K050/8 RING	F81067-2	2	
12	BOLT, 5/16-18X1/2 SOCKET BUTTON HEAD	F05006-20	1	
13	WASHER, 6.4 FLAT ZINC	F81053-1	2	
14	NUT, M6-8-B HEX NYLON ZINC LOCK	F81031-2	2	
15	CABLE, H07V-K BK 1X50	R80591-1	0.70m	◆

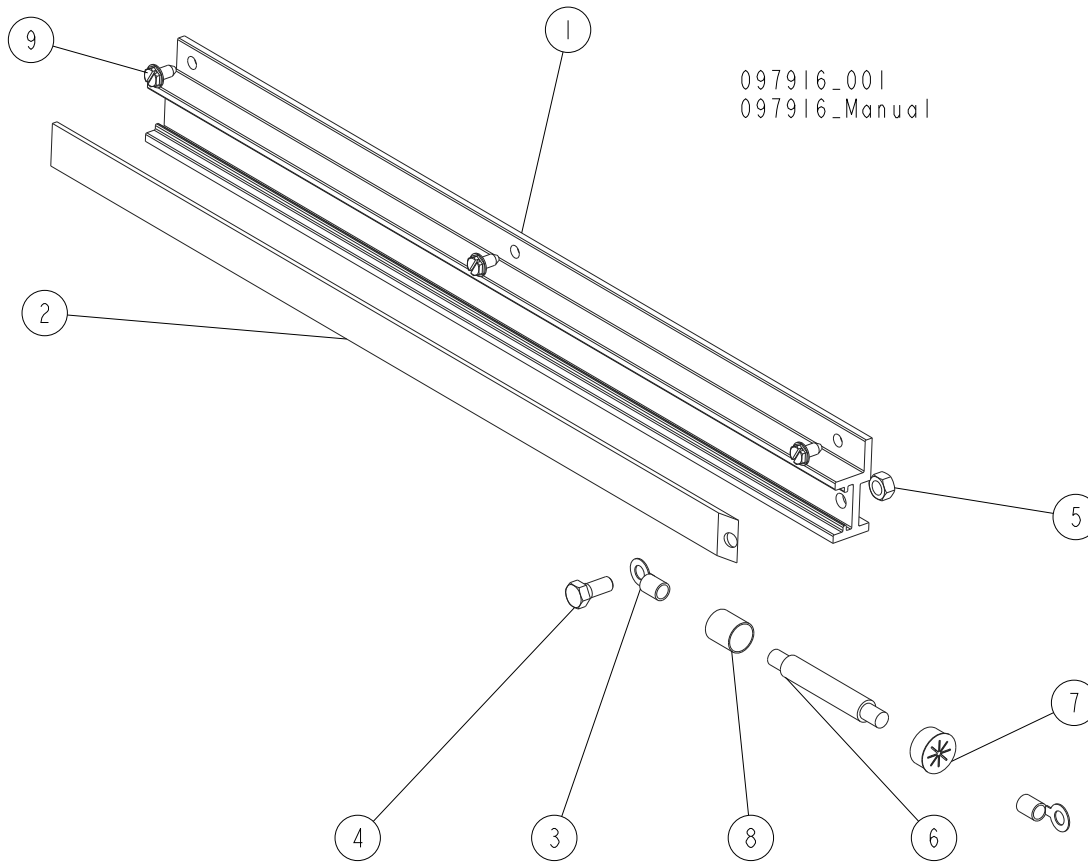
9.15 Ground Contact Assembly



097923_001
097923_Manual

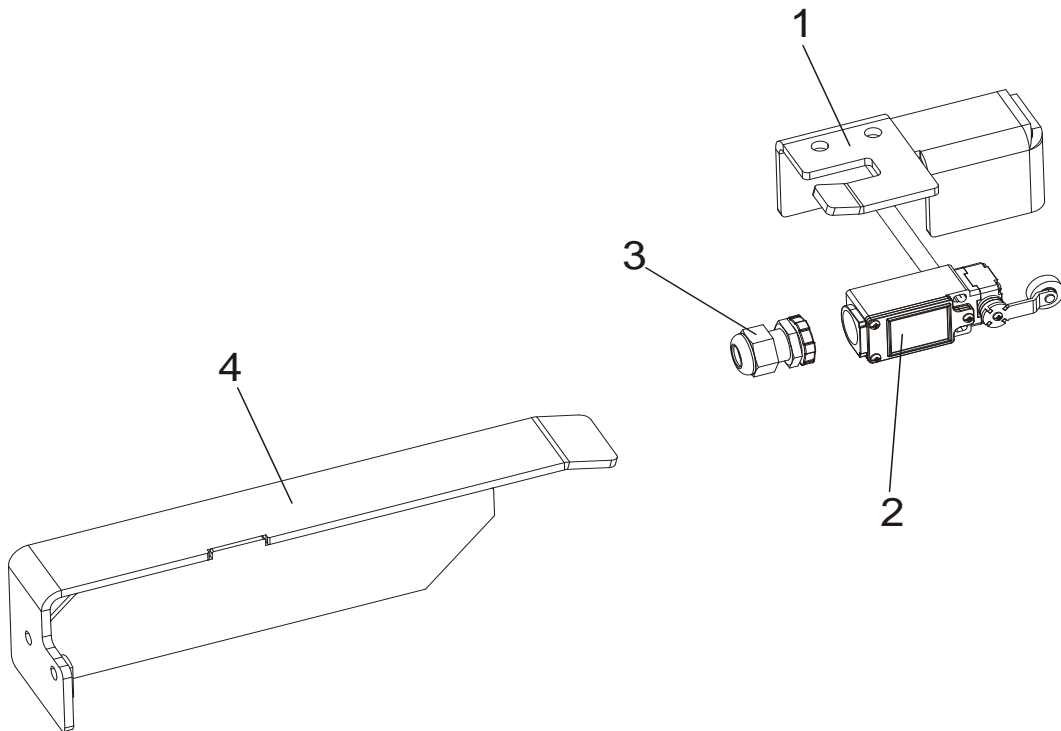
REF.	DESCRIPTION (◆ Indicates Parts Available in Assemblies Only)	PART #	QTY	
	CONTACT ASSEMBLY, LT20 HYDRAULIC POWER SUPPLY (GROUND)	097923	1	
1	BRACKET, GROUND CONTACT MOUNTING	097912-1	1	
2	SPRING, .715X1.53X.068DIA SS COMPRESSION	P04282	2	
3	WASHER, 10.5 FLAT ZINC	F81055-1	4	
4	NUT, M10-8-B HEX NYLON ZINC LOCK	F81033-1	2	
5	BLOCK, EXTEN. HYD. GROUND CONTACT	015264	1	
6	TERMINAL, K050/8 RING	F81067-2	2	
7	WASHER, 8.2 SPLIT LOCK ZINC	F81054-4	2	
8	CABLE, H07V-K BK 1X50	R80591-1	0.76m	◆
9	WASHER, 8.4 FLAT ZINC	F81054-1	4	
10	BOLT, 5/16-18X3/4 HEX HEAD GRADE 5 ZINC	F05006-102	2	
11	BOLT, M10X90-8.8-B HEX HEAD ZINC	F81003-66	2	
12	BOLT, M8X70-8.8 HEX HEAD ZINC	F81002-71	1	
13	NUT, M8 8 HEX NYLON ZINC LOCK	F81032-2	1	
14	WASHER, 8.4 SERRATED LOCK EXTERNAL TEETH ZINC	F81054-3	2	

9.16 Hydraulic Power Supply Strip



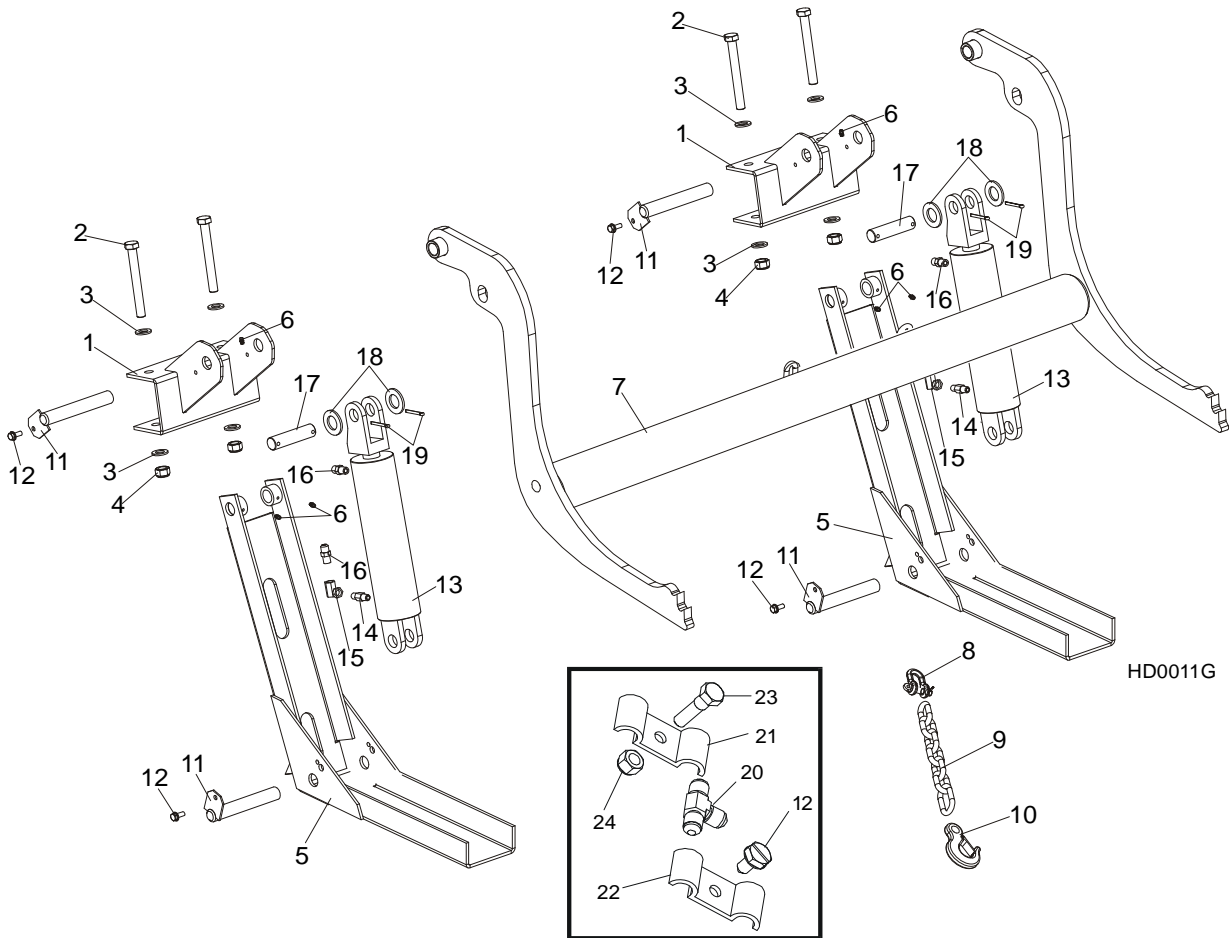
REF.	DESCRIPTION (◆ Indicates Parts Available in Assemblies Only)	PART #	QTY	
	STRIP ASSEMBLY, LT20 HYDRAULIC POWER SUPPLY	097916	1	
	CONTACT STRIP ASSEMBLY, LT20	500355	1	
1	HOUSING, LT20/DH CONTACT STRIP	097915	1	
2	STRIP, 1/8X1X22-5/32 COPPER CONTACT	097914	1	
3	TERMINAL, K050/8 RING	F81067-2	2	
4	SCREW, 5/16-18X3/4 BLACK NYLON HHC	F05006-45	1	
5	NUT, 5/16-18 BLACK NYLON HEX	F05010-86	1	
6	CABLE, H07V-K BK 1X50	R80591-1	1.90m	◆
7	GROMMET, 5/8 WIRE	P04137	1	
8	TUBING, RC19/9.5 HEAT SHRINK BLACK	R80600-3	0.14m	◆
9	BOLT, 1/4-20X1/2 SELF-TAPPING HH	F05015-1	3	

9.17 Hydraulic System Switch (AC)



REF.	DESCRIPTION (◆ Indicates Parts Available in Assemblies Only)	PART #	QTY
1	BRACKET, LOADING POSITION LIMIT SWITCH	092723-1	1
2	SWITCH, FA138 Z11 LIMIT	100931	1
3	GLAND, SKINTOP ST PG 13.5 GREY CABLE	086524	1
4	PLATE, LIMIT SWITCH ACTIVATOR	092738-1	1

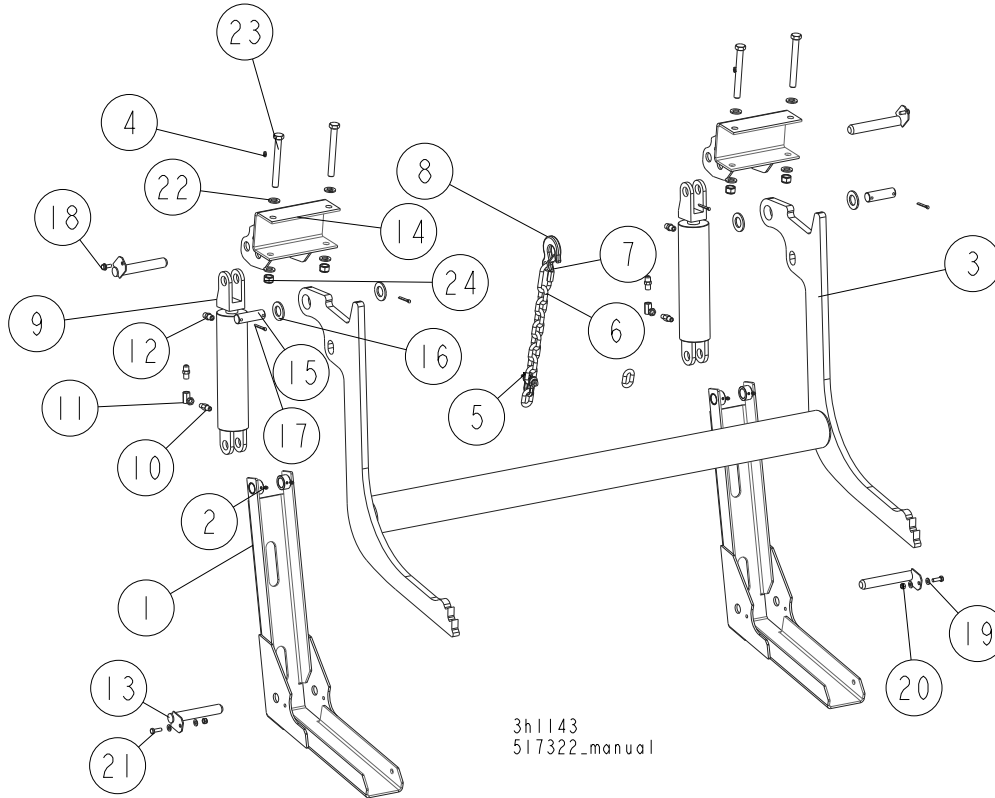
9.18 Hydraulic Log Loader



REF.	DESCRIPTION (◆ Indicates Parts Available in Assemblies Only)	PART #	QTY
	HYDRAULIC LOG LOADER - COMPLETE	092863	1
1	Bracket, Log Loader Mount	500747-70	1
2	Bolt, M16x140-8.8 Hex Head Zinc	F81006-4	4
3	Washer, 17 Flat Zinc	F81058-1	8
4	Nut, M16-8 Hex Nylon Zinc Lock	F81036-2	4
	Channel, Hydraulic Log Loading Foot Complete	090049	2
5	Channel, Hydraulic Log Loading Foot	090048-1	2
6	Fitting, 3/16x3/16 Straight Grease	P04107	6
	Arm, Hydraulic Log Loading Complete	090044	1
7	Arm, Hydraulic Log Loading	090006-1	1
8	Shackle, M-D .63	086540	1
9	Chain, Hydraulic Log Loader Safety	090007-1	1
10	Hook, 5/8 Safety Chain	P12075	1
11	Pin, Turner Arm	099127-1	4
12	Screw, 5/16-18x3/4 Self-Tapping	F05015-30	4
13	Cylinder Assy, Log Loading Super	015562	2
14	Fitting, 1/4NPT Velocity Fuse 5.0GPM	015750	2
15	Fitting, 1/4NPT-1/4JIC Swivel Elbow	P12199	2

16	Fitting, 3/8JIC-1/4NPT Straight	015560	4	
17	Pin, Hydraulic Cylinder Zinc-Plated	086979-1	2	
18	Washer, 28 Flat Zinc	F81061-1	4	
19	Pin, 5x40 Cotter	F81043-31	2	
20	Fitting, 3/8 Barb Tee	015487	1	
21	Plate, 1/4 Hose Clamp	S09245	6	
22	Clamp, 3/8 Hose	016041	2	
23	Bolt, 5/16-18x1 Hex Head Zinc Grade 2	F05006-1	1	
24	Nut, 5/16-18 Self-Locking Nylon Zinc	F05010-58	1	

9.19 Hydraulic Log Loader for S, M and M Super Frames w/2.5 t. and 2.6 t Trailers



REF.	DESCRIPTION (◆ Indicates Parts Available in Assemblies Only)	PART #	QTY
	LOG LOADER, S/M SUPER FRAME EXTENDED - COMPLETE	517322	1
	FOOT, EXTENDED LOG LOADER - COMPLETE	517326	2
1	FOOT, EXTENDED LOG LOADER	517323-1	1
2	FITTING, 3/16X3/16 STRAIGHT GREASE	P04107	2
	LOG LOADER, EXTENDED - COMPLETE	517327	1
3	LOG LOADER, EXTENDED	517329-1	1
4	FITTING, 3/16X3/16 STRAIGHT GREASE	P04107	2
5	SHACKLE, M12 FORM C DIN 82101	086540	1
	CHAIN, EXTENDED LOADER TRANSPORT - COMPLETE	517332	1
6	CHAIN, N-10X35 8-LINK	517333-1	1
7	CARABINER 10	100767	1
8	HOOK, 5/8 SAFETY CHAIN	P12075	1
	CYLINDER ASSY, LOG LOADING SUPER	015562	2
9	CYLINDER, CJ-S95-16-70/32/203 HYDRAULIC	088680	1
10	FITTING, 1/4NPT VELOCITY FUSE 5.0GPM	015750	1
11	FITTING, 1/4NPT-1/4JIC SWIVEL ELBOW	P12199	1
12	FITTING, 3/8JIC-1/4NPT STRAIGHT	015560	2
13	PIN WELDMENT, 25.4x158 LOADER ZINC-PLATED	099127-1	4

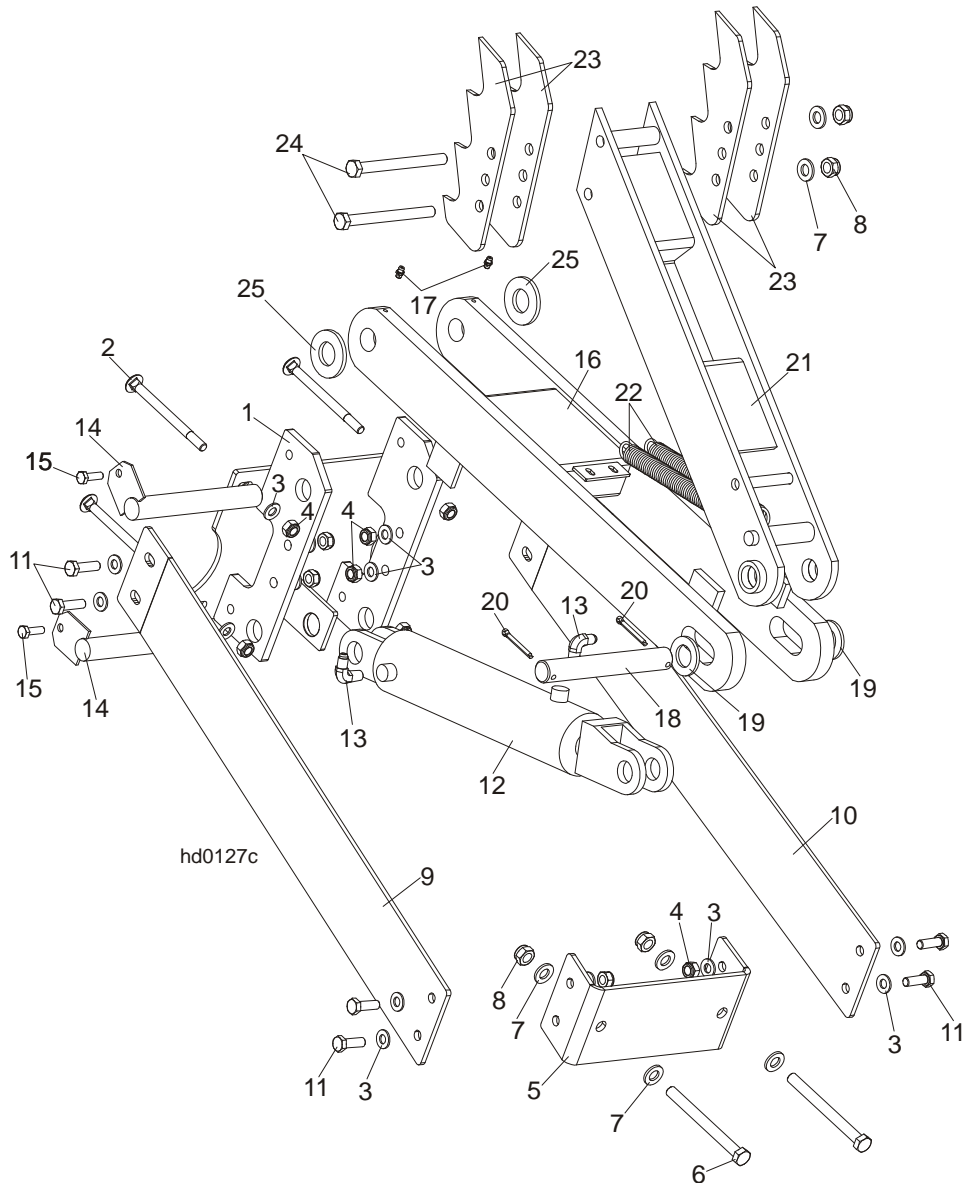
REF.	DESCRIPTION (◆ Indicates Parts Available in Assemblies Only)	PART #	QTY	
14	BRACKET, LOG LOADER (M SUPER FRAME)	500747-1	2	
15	PIN, 25.4x84 ZINC-PLATED	086979-1	2	
16	WASHER, 28 FLAT ZINC	F81061-1	4	
17	PIN, S-Zn 5x40 COTTER	F81043-31	4	
18	BOLT, 5/16-18 x 3/4 SELF-TAPPING	F05015-30	2	
19	WASHER, 8.4 FLAT ZINC	F81054-1	4	
20	NUT, M8-8-B HEX NYLON ZINC LOCK	F81032-2	2	
21	BOLT, M8x25-8.8-B HEX HEAD FULL THREAD ZINC	F81002-5	2	
22	WASHER, 17 FLAT ZINC	F81058-1	8	
23	BOLT, M16x140-8.8 HEX HEAD ZINC	F81006-4	4	
24	NUT, M16-8 HEX NYLON ZINC LOCK	F81036-2	4	



HYDRAULIC SYSTEM

Hydraulic Log Turner

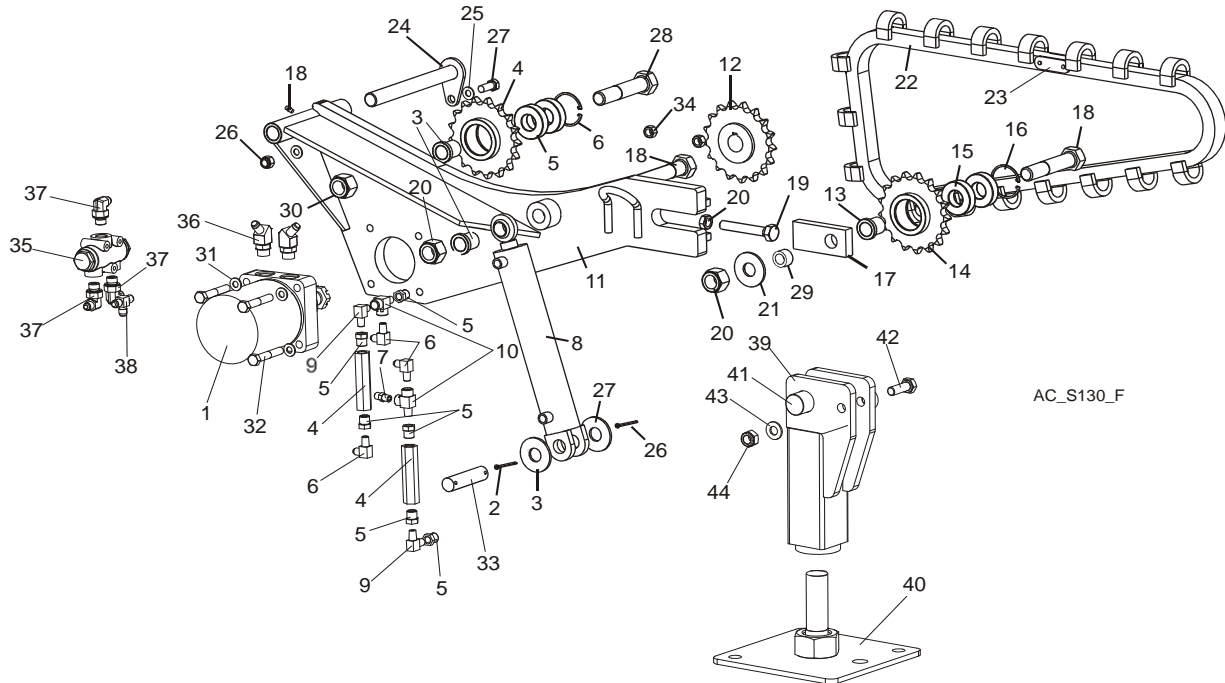
9.20 Hydraulic Log Turner



REF.	DESCRIPTION (◆ Indicates Parts Available in Assemblies Only)	PART #	QTY
	TURNER, HYDRAULIC LOG (FOR SHORT FRAMES)	088711	1
1	Bracket, Hydraulic Log Turner Mount	526960-1	1
2	Bolt, M10x125 8.8 Carriage Zinc	F81003-34	4
3	Washer, 10.5 Flat Zinc	F81055-1	20
4	Nut, M10-8-B Hex Nylon Zinc Lock	F81033-1	12
5	Bracket, Log Turner Front	091046-1	1
6	Bolt, M12x130-8.8 Hex Head Zinc	F81004-36	2
7	Washer, 13 Flat Zinc	F81056-1	6
8	Nut, M12-8 Hex Nylon Zinc Lock	F81034-2	4
9	Plate, Hydraulic Log Turner Left	091048-1	1
10	Plate, Hydraulic Log Turner Right	091049-1	1

11	Bolt, M10x30-5.8 Hex Head Full Thread Zinc	F81003-2	8	
	Cylinder Assembly, Log Turner Super	015563	1	
12	Cylinder, CJ-S305-16-63/28/203 Hydraulic	088679	1	◆
13	Fitting, 1/4NPTx1/4JIC Male Elbow	P09142	2	
14	Pin Weldment, 25x180 Zinc-Plated	088667-1	2	
15	Bolt, M8X25-8.8-B Hex Head Full Thread Zinc	F81002-5	2	
16	Arm, Hydraulic Log Turner Link	088060-1	1	
17	Fitting, M6 Grease	086280	2	
18	Pin, 25X185	088664	1	
19	Washer, 25 Flat Zinc	F81061-3	2	
20	Pin, S-Zn 5x40 Cotter	F81043-31	2	
21	Arm, Hydraulic Log Turner	088067-1	1	
22	Spring, 1 1/16x8x.135 Dia.	015718	2	
23	Claw, Hydraulic Log Turner	088082-1	4	
24	Bolt, M12x130-8.8 Hex Head Zinc	F81004-36	2	
25	Washer, GTM-2644-015	093359	2	

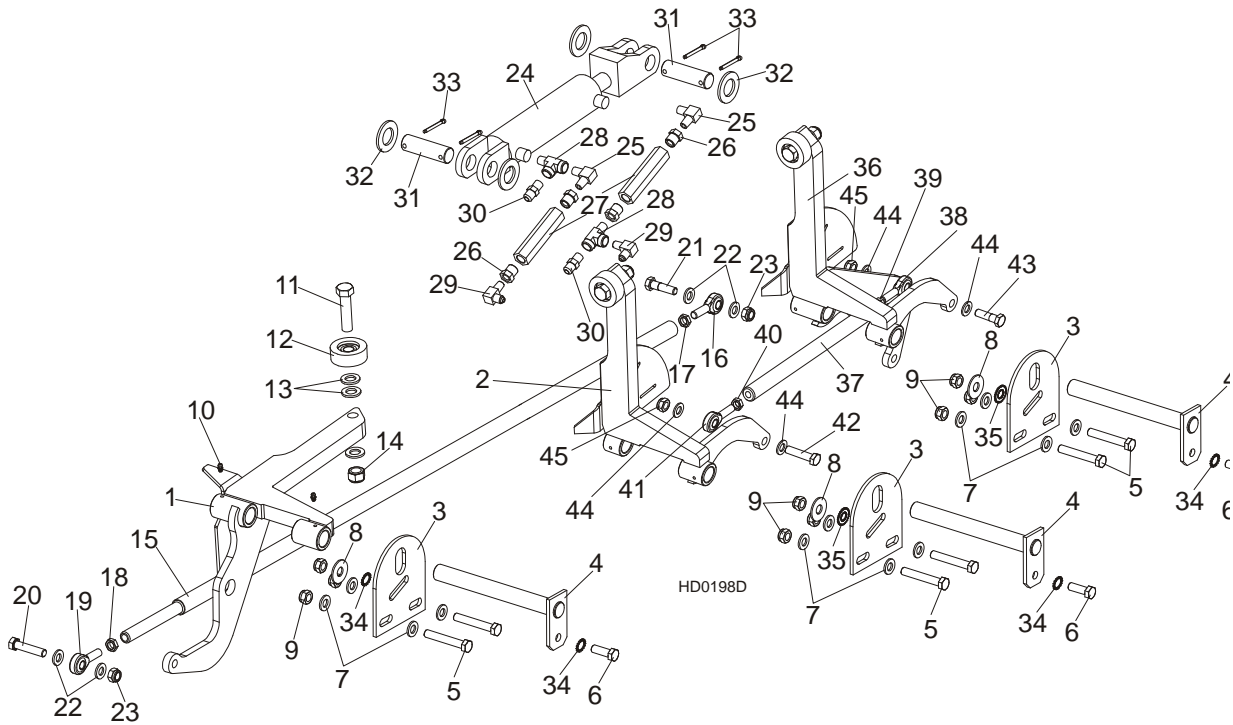
9.21 Hydraulic Log Turner (LT20 Super, Remote)



REF.	DESCRIPTION (◆ Indicates Parts Available in Assemblies Only)	PART #	QTY
	TURNER, LOG CHAIN - COMPLETE	505614	1
1	MOTOR, TG0475US080AABP HYDRAULIC	007331	1
2	PIN, S-Fe 5x40 COTTER	F81043-31	2
3	WASHER, 28 FLAT ZINC	F81061-1	2
	CYLINDER ASSEMBLY, CHAIN TURNER	515892	1
4	VALVE, SIDE SUPPORT SEQUENCE	015484	2
5	FITTING, 3/8" NPT X 1/4" NPT REDUCER	015490	6
6	FITTING, 3/8JIC-1/4NPT 90L	015491	3
7	FITTING, 3/8JIC-1/4NPT STRAIGHT	015560	1
8	CYLINDER, 2X10 ROD END WELDED 16"	034267	1
9	FITTING, 1/4NPT MALE PIPE ELBOW	P09140	2
10	FITTING, 1/4NPT BRANCH TEE	015486	2
	TURNER, CHAIN METRIC	095660	1
11	PLATE WELDMENT, CHAIN LOG TURNER	095662-1	1
12	SPROCKET, LOG TURNER	092339	1
13	BUSHING, LOG TURNER	095663-1	3
	SPROCKET ASSEMBLY, LOG TURNER	092399	2
14	SPROCKET W/HUB	093290	1
15	BEARING, 6206 25	093292	2
16	RING, W62 INSIDE RETAINING	F81090-1	1
17	PLATE, CHAIN TENSION	095664-1	1
18	FITTING, M6 TYPE A STRAIGHT GREASE	086280	1
19	BOLT, M16x100-8.8 HEX HEAD FULL THREAD ZINC	F81006-2	1
20	NUT, M16-5.8 HEX ZINC	F81036-1	1
21	WASHER, 25x63 ZINC-PLATED	088585-1	1
22	CHAIN, LOG TURNER	093423	1

23	LINK, MASTER (CHAIN NO. 093423)	093427	1	
24	PIN WELDMENT, TURNER MOUNT - COMPLETE	095666-1	1	
25	WASHER, 10.5 FLAT ZINC	F81055-1	2	
26	NUT, M10-8-B HEX NYLON ZINC LOCK	F81033-1	1	
27	BOLT, M10x35-8.8 HEX HEAD FULL THREAD ZINC	F81003-17	1	
28	BOLT, M24x120-8.8 - PN-EN 24014 HEX HEAD	F81009-4	3	
29	BUSHING, CHAIN TURNER	095643-1	1	
30	NUT, M24-8-A HEX NYLON ZINC LOCK	F81039-8	3	
31	WASHER, Z12.2 SPLIT LOCK ZINC	F81056-2	4	
32	BOLT, M12x75-8.8 HEX HEAD ZINC	F81004-21	4	
33	PIN, HYDRAULIC CYLINDER ZINC-PLATED	086979-1	1	
34	NUT, M12-8-B HEX ZINC	F81034-1	4	
	OIL FLOW DIVIDER W/FITTINGS	094383	1	
35	DIVIDER, MTD A O8-016M 1/2 / 1/2 OIL FLOW	088191	1	
36	FITTING, #10SAE-3/8JIC 45 ELBOW	034538	2	
37	FITTING, 90 18X1.5 9/16-18 JIC ELBOW	089992	3	
38	FITTING, 3/8JIC TEE	015487	1	
	SUPPORT, LOG TURNER - COMPLETE	099975	1	
39	.TURNER SUPPORT UPPER PART	099932-1	1	
40	TURNER SUPPORT LOWER PART (ZINC-PLATED)	099969-1	1	
41	PIN WELDMENT, TURNER SUPPORT MOUNT (ZINC-PLATED)	099970-1	1	
42	BOLT, M10x30-5.8 HEX HEAD FULL THREAD ZINC	F81003-2	1	
43	WASHER, 10.5 FLAT ZINC	F81055-1	1	
44	NUT, M10-8-B HEX NYLON ZINC LOCK	F81033-1	1	

9.22 Hydraulic Log Side Support

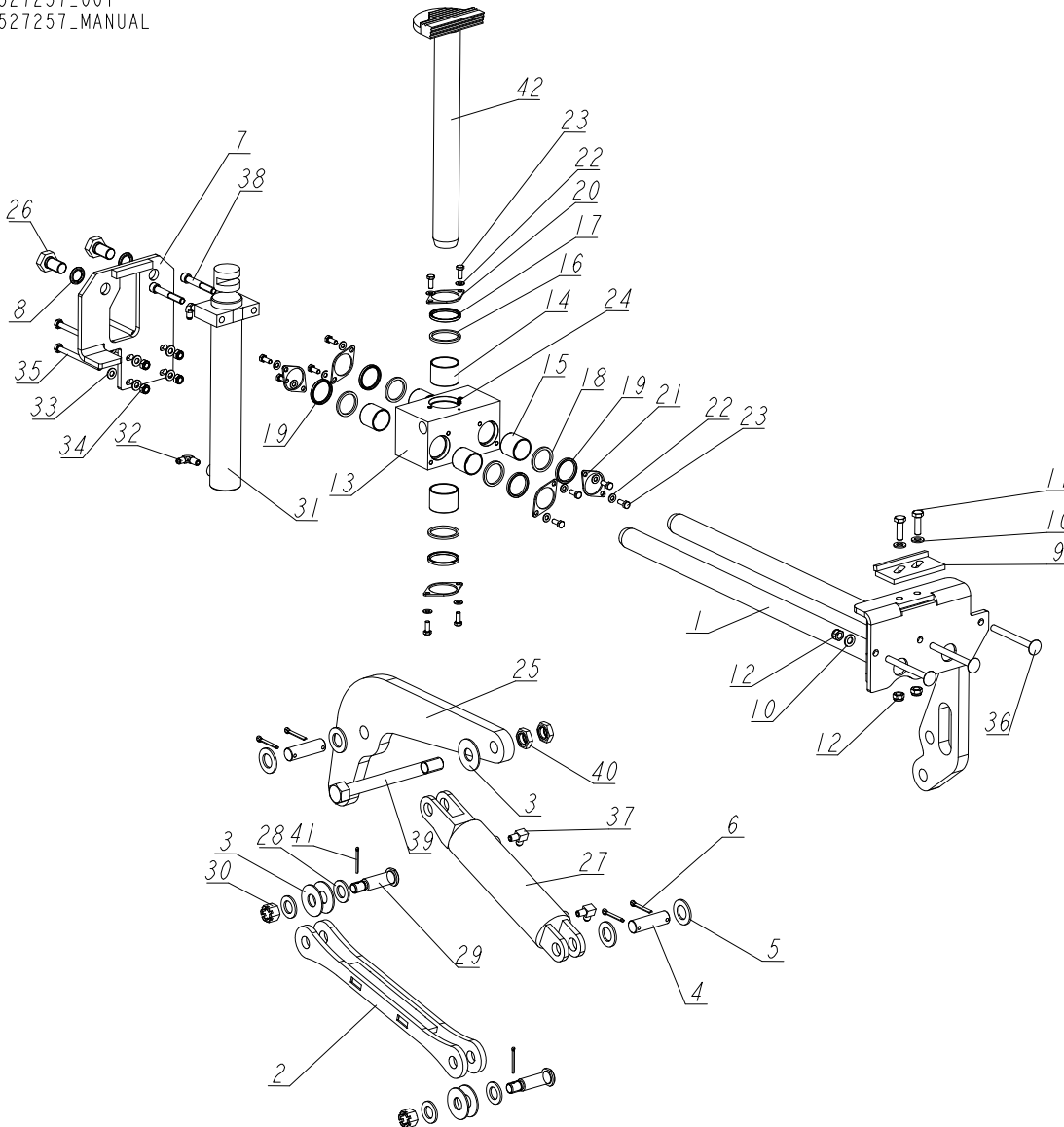


REF.	DESCRIPTION (◆ Indicates Parts Available in Assemblies Only)	PART #	QTY
	SUPPORT KIT, S/M FRAME LOG SIDE	507644	1
1	SUPPORT, HYDRAULIC LOG SIDE W/GUARD	099788-1	1
2	SUPPORT, LOG SIDE W/GUARD	507646-1	1
3	PLATE, LOG SIDE SUPPORT END	091591-1	3
4	PIN, LOG SIDE SUPPORT ZINC-PLATED	091549-1	3
5	BOLT, M12x75-8.8 HEX HEAD ZINC	F81004-21	6
6	BOLT, M12x35-8.8 HEX HEAD FULL THREAD ZINC	F81004-24	3
7	WASHER, 13 FLAT ZINC	F81056-1	12
8	WASHER, 15 SPECIAL FLAT ZINC	F81057-3	3
9	NUT, M12-8 HEX NYLON ZINC LOCK	F81034-2	9
10	FITTING, 3/16X3/16 STRAIGHT GREASE	P04107	6
11	BOLT, M16X65-8.8-B HEX HEAD FULL THREAD ZINC	F81006-1	3
12	ROLLER ASSEMBLY, SIDE SUPPORT	015014-1	3
13	WASHER, 17 FLAT ZINC	F81058-1	9
14	NUT, M16-8 HEX NYLON ZINC LOCK	F81036-2	3
	ROD, SIDE SUPPORT LINK COMPLETE (L=1480)	091640	1
15	ROD, SIDE SUPPORT LINK ZINC-PLATED (L-1420)	089374-1	1
16	ROD END, LEFT	087036	1
17	NUT, M12-04-A RIGHT HEX THIN	F81034-6	1
18	NUT, M12-04-A LEFT HEX THIN	F81034-7	1
19	ROD END (RIGHT THREAD)	087035	1
20	BOLT, M12x55-8.8 HEX HEAD ZINC	F81004-12	1
21	BOLT, M12X45-8.8 HEX HEAD ZINC	F81004-32	2
22	WASHER, 13 FLAT ZINC	F81056-1	4

23	NUT, M12-8 HEX NYLON ZINC LOCK	F81034-2	2	
	CYLINDER ASSEMBLY, 2X6 SIDE SUPPORT SUPER	015561	1	
24	CYLINDER, CJ-S270-16-50/28/152 HYDRAULIC	088678	1	
	SEAL KIT, 2X6 HYDRAULIC SEAL	P12954	1	
25	FITTING, 1/4NPT MALE PIPE ELBOW	P09140	2	
26	FITTING, 3/8" NPT - 1/4" NPT REDUCER	015490	4	
27	VALVE, SIDE SUPPORT SEQUENCE	015484	2	
28	FITTING, 1/4NPT BRANCH TEE	015486	2	
29	FITTING, 3/8JIC-1/4NPT 90L	015491	2	
30	FITTING, 3/8JIC-1/4NPT STRAIGHT	015560	2	
31	PIN, HYDRAULIC CYLINDER ZINC-PLATED	086979-1	2	
32	WASHER, 28 FLAT ZINC	F81061-1	4	
33	PIN, 5 X 40 COTTER ZINC	F81043-31	4	
34	WASHER, BN781 M12/13 EXTERNALLY SERRATED	F81056-16	4	
35	WASHER, BN783 M12/12.3/30.3 SERRATED	F81056-17	2	
36	SUPPORT, LOG SIDE W/GUARD 2	507645-1	1	
	PUSHER, SIDE SUPPORT - SHORT (L-380)	507647	1	
37	PUSHER, SIDE SUPPORT (L-320)	505439-1	1	
38	END, SAL12 ROD LEFT THREAD	087036	1	
39	NUT, M12-04-A RIGHT HEX THIN	F81034-6	1	
40	NUT, M12-04-A LEFT HEX THIN	F81034-7	1	
41	ROD END (RIGHT THREAD)	087035	1	
42	BOLT, M12x55-8.8 HEX HEAD ZINC	F81004-12	1	
43	BOLT, M12X45-8.8 HEX HEAD ZINC	F81004-32	1	
44	WASHER, 13 FLAT ZINC	F81056-1	4	
45	NUT, M12-8 HEX NYLON ZINC LOCK	F81034-2	2	

9.23 Main Hydraulic Log Clamp (2 Rods)

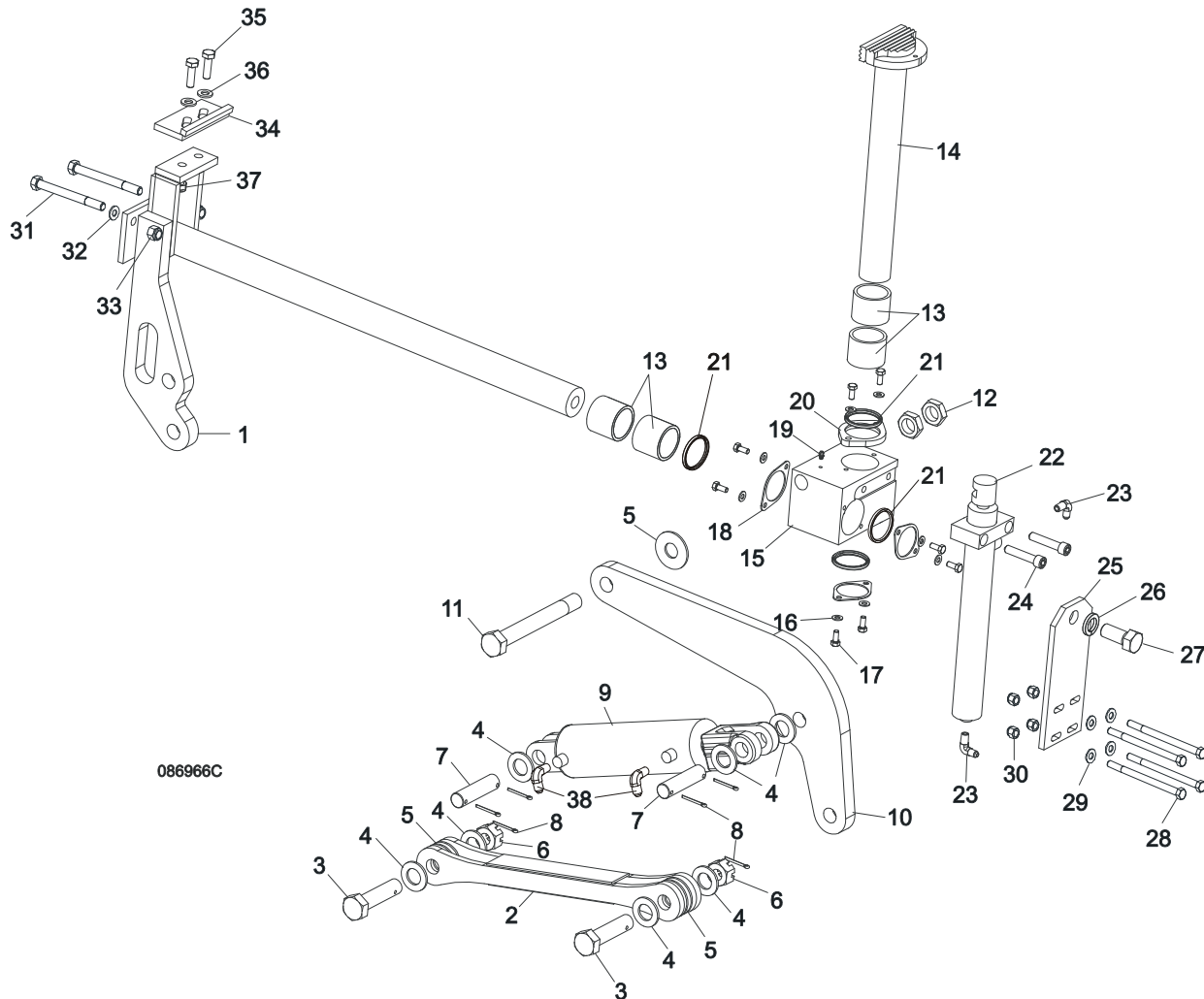
527257_001
527257_MANUAL



REF.	DESCRIPTION (◆ Indicates Parts Available In Assemblies Only)	PART #	QTY
-	CLAMP, MAIN HYDRAULIC - 2 RODS	527257	1
1	ROD WELDMENT, MAIN HYDRAULIC CLAMP	525107-1	1
2	ARM WELDMENT, HYDRAULIC CLAMP LINK	086963-1	1
3	WASHER, 25X63	088585-1	5
4	PIN, HYDRAULIC CYLINDER ZINC-PLATED	086979-1	2
5	WASHER, 28 FLAT ZINC	F81061-1	4
6	PIN, S-ZN-6.3X45 COTTER	F81045-2	4
7	PLATE, MOUNT (LOG CLAMP W/2 RODS)	527258-1	1
8	WASHER, Z 22.5 SPLIT LOCK ZINC	F81059-4	2
9	STOP WELDMENT, HYDRAULIC LOG CLAMP	086980-1	1
10	WASHER, 13 FLAT ZINC	F81056-1	5
11	BOLT, M12X40-8.8 HEX HEAD FULL THREAD ZINC	F81004-4	2
12	NUT, M12 8 HEX NYLON ZINC LOCK	F81034-2	5

REF.	DESCRIPTION (◆ Indicates Parts Available In Assemblies Only)	PART #	QTY
-	BLOCK, STEEL W/BUSHINGS - COMPLETE	521951	1
-	BLOCK, STEEL W/BUSHINGS	521950-1	1
13	BLOCK, STEEL	521937	1
14	BUSHING, 5040BS SELF-LUBRICATING	088660	2
15	BUSHING, 4040BS SELF-LUBRICATING	525077	4
16	WASHER, 51/60-4	526163	2
17	WIPER, ZZ 50X60X7 LOG CLAMP ROD	088587	2
18	WASHER, WIPER - WIDE	525080	4
19	WIPER, ZZ-40X50X5/7	525079	4
20	FLANGE, CLAMP ROD WIPER	088887-1	2
21	FLANGE, WIPER	525081-1	4
22	WASHER, 8.4 FLAT ZINC	F81054-1	12
23	BOLT, M8X20 8.8 HEX HEAD FULL THREAD ZINC	F81002-4	12
24	FITTING, 3/16X3/16 STRAIGHT GREASE	P04107	1
25	ARM, HYDRAULIC LOG CLAMP LINK	086974-1	1
26	BOLT, M22X1.5X40-8.8-B HEX HEAD FULL THREAD ZINC	F81009-1	2
27	CYLINDER, CJ-S96-16-70/32/178 HYDRAULIC	088589	1
28	WASHER, 25 FLAT ZINC	F81061-3	4
29	PIN, B 24X95/85 CLEVIS ZINC	F81049-2	2
30	NUT, Z M20-8-B SLOTTED CASTLE ZINC	F81037-3	2
31	CYLINDER, CJ-S582-16-50/35/300	711617	1
32	FITTING, 1/4NPTX1/4JIC MALE ELBOW	P09142	2
33	WASHER, 10.5 FLAT ZINC	F81055-1	8
34	NUT, M10-8-B HEX NYLON ZINC LOCK	F81033-1	4
35	BOLT, M10X125 8.8 HEX HEAD ZINC	F81003-18	4
36	BOLT, M12X130 8.8 CARRIAGE ZINC	F81004-26	3
37	FITTING, 3/8JIC-1/4NPT 90L	015491	2
38	SCREW, M12X80-8.8 HEX SOCKET HEAD CAP ZINC	F81004-20	2
39	BOLT M24X240-8.8-B-FE/ZN5 - HEX HEAD ZINC	F81009-17	1
40	NUT, M24-04-B HEX THIN ZINC	F81039-3	2
41	PIN, S-ZN-4X45 COTTER	F81043-22	2
42	ROD ASSEMBLY, VERTICAL	710735-1	1

9.24 Hydraulic Log Clamp - Main

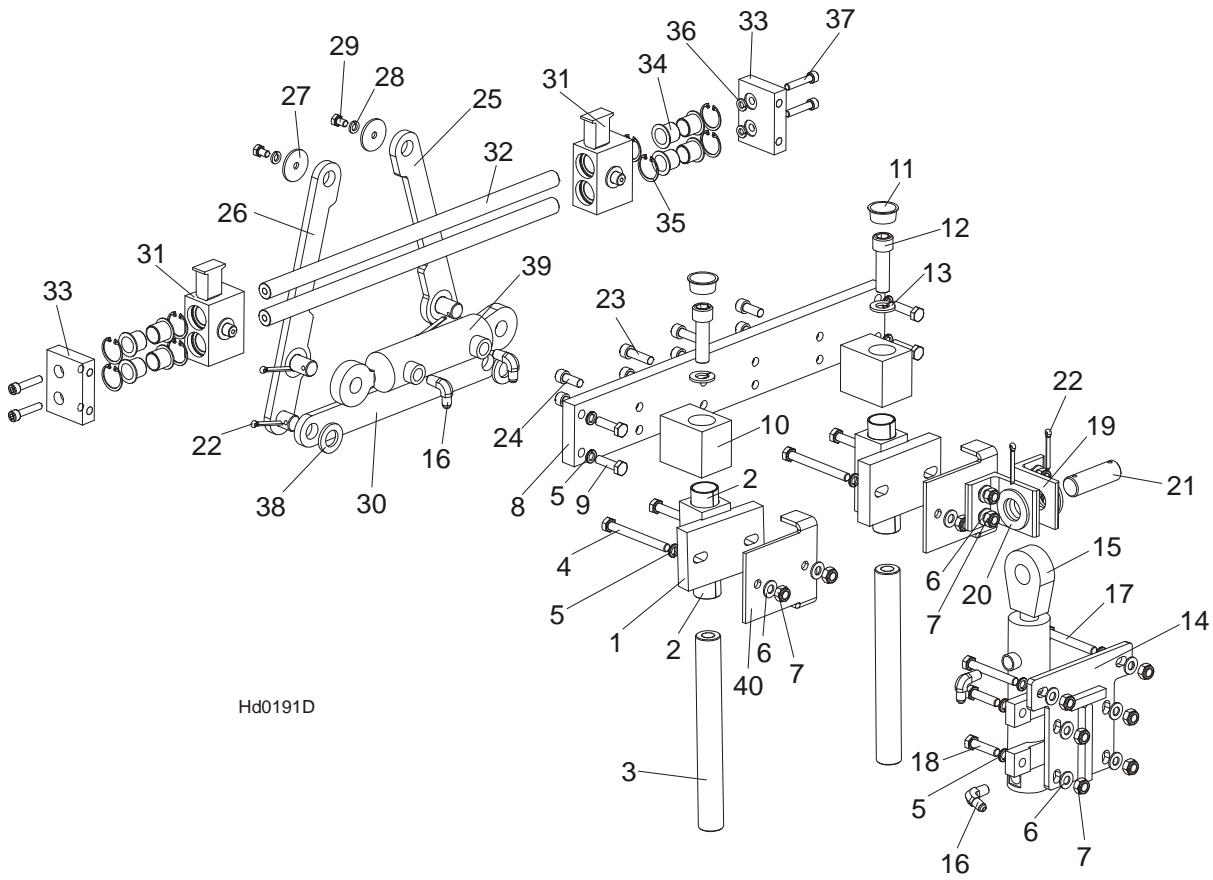


REF.	DESCRIPTION (◆ Indicates Parts Available In Assemblies Only)	PART #	QTY
	LOG CLAMP ASSEMBLY, TWO-PLANE	088658	1
1	Rod Weldment, Log Clamp Slide	086967-1	1
2	Arm Weldment, Hydraulic Clamp Link	086963-1	1
3	Pin, B 24x95/85 Clevis Zinc	F81049-2	1
4	Washer, 25 Flat Zinc	F81061-3	8
5	Washer, 25x63 Zinc-Plated	088585-1	5
6	Nut, M20-8-3 Hex Slotted Castle Zinc	F81037-3	2
7	Pin, Hydraulic Cylinder Zinc-Plated	086979-1	2
8	Pin, S-Zn 6,3x45 Cotter	F81045-2	6
9	Cylinder, CJ-S96-16-70/32/178 Hydraulic	088589	1
10	Arm, Hydraulic Log Clamp Link	086974-1	1
11	Bolt, M24x217/39 -8.8-B Hex Head Zinc	088586-1	1
12	Nut, M24 -04-B Hex Thin Zinc	F81039-3	2
13	Bushing, 5040BS Self-Lubricating	088660	2
14	Rod Weldment, Log Clamp Vertical	088582-1	1

15	Block, Log Clamp Painted Steel	088591-1	1	
16	Washer, 8.4 Flat Zinc	F81054-1	8	
17	Bolt, M8x20-8.8-B Hex Head Full Thread Zinc	F81002-4	8	
18	Flange, Clamp Rod Wiper	088887-1	3	
19	Fitting, 3/16" Straight Grease	P04107	1	
20	Flange, Clamp Rod Wiper	088887-1	1	
21	Wiper, ZZ 50x60x7 INCO Log Clamp Rod	088587	1	
22	Cylinder, CJ-S169-16-40/22/254 Hydraulic	088590	1	
23	Fitting, 1/4" NPT - 1/4" JIC Male Elbow	P09142	2	
24	Screw, M12x55 -8.8-B Hex Socket Head Cap Zinc	F81004-23	2	
25	Plate, Log Clamp Mount	086975-1	1	
26	Washer, Z 22.5 Split Lock Zinc	F81059-4	1	
27	Bolt, M22x1.5x40-8.8-B Hex Head Full Thread Zinc	F81009-1	1	
28	Bolt, M10x125-8.8 Hex Head Zinc	F81003-18	4	
29	Washer, 10.5 Flat Zinc	F81055-1	8	
30	Nut, M10-8-B Hex Nylon Zinc Lock	F81033-1	4	
31	Bolt, M12x130-8.8 Hex Head Zinc	F81004-36	2	
32	Washer, 13 Flat Zinc	F81056-1	2	
33	Nut, M12-8-B Hex Zinc	F81034-1	2	
	STOP ASSEMBLY, LOG CLAMP	K09485	1	
34	Stop Weldment, Hydraulic Log Clamp	086980-1	1	
35	Bolt, M12 x 40-8.8 Hex Head Full Thread Zinc	F81004-4	2	
36	Washer, 13 Flat Zinc	F81056-1	2	
37	Nut, M12-8 Hex Nylon Zinc Lock	F81034-2	4	
38	FITTING, 3/8" JIC - 1/4" NPT 90L ELBOW	015491	1	



9.25 Hydraulic Pull-Down Clamp

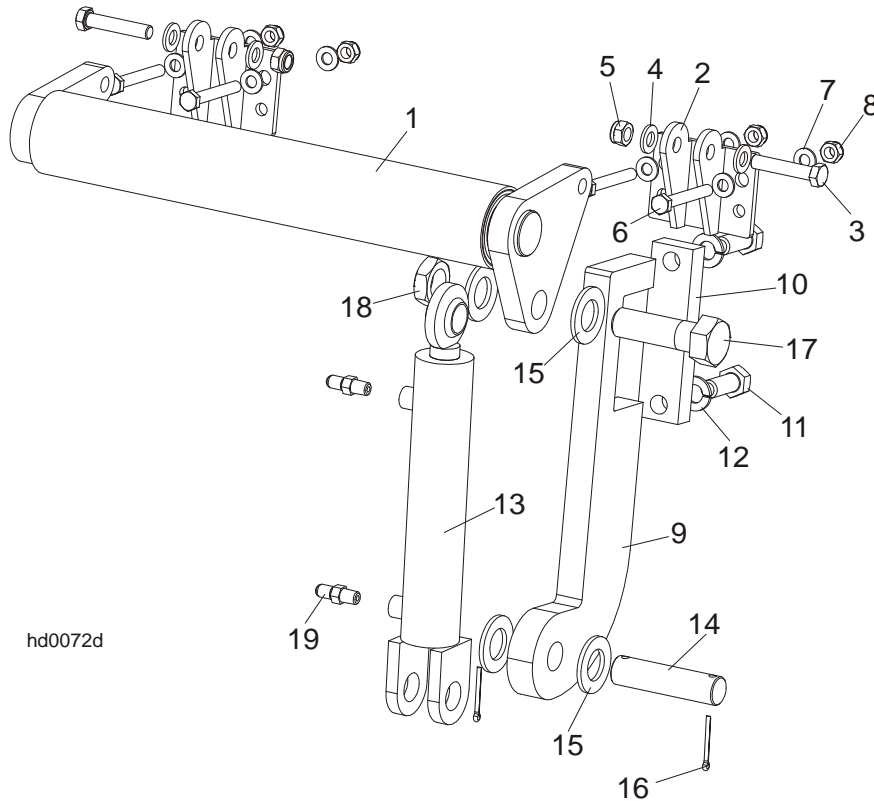


Hd0191D

REF.	DESCRIPTION (◆ Indicates Parts Available in Assemblies Only)	PART #	QTY
	CLAMP ASSEMBLY, LEFT HYDRAULIC LOG	094129	1
1	Block Weldment, Log Clamp Up/Down	090545-1	2
2	Bushing, 3040BS Self-Lubricating	088676	4
3	Pin, Log Clamp Up/Down	088631	2
4	Bolt, M10x95-8.8-B Hex Head Zinc	F81003-71	4
5	Washer, 10.2 Split Lock Zinc	F81055-2	14
6	Washer, 10.5 Flat Zinc	F81055-1	14
7	Nut, M10-8-B Hex Nylon Zinc Lock	F81033-1	14
8	Beam, Log Clamp Main Zinc-Plated	094115-1	1
9	Bolt, M10x35-8.8 Hex Head Full Thread Zinc	F81003-17	4
10	Block, Log Clamp Up/Down	094124-1	2
11	Plug, M33 Thread #12428	089839	2
12	Screw, M16x55-8.8 Hex Socket Head Cap Zinc	F81006-18	2
13	Washer, 16.3 Split Lock Zinc	F81058-2	2
14	Plate Weldment, Hydraulic Cylinder Mounting	094094-1	1
15	Cylinder, CJ7F-16/40/22 + UE2-40W Hydraulic	091346	1
16	Fitting, 1/4NPTx1/4JIC Male Elbow	P09142	2
17	Bolt, M10x75-8.8 Hex Head Zinc	F81003-15	2

18	Bolt, M10x40-8.8 Hex Head Full Thread Zinc	F81003-16	4	
19	Angle, Log Clamp Bracket	094127-1	2	
20	Washer, 28 Flat Zinc	F81061-1	2	
21	Pin, 25X75 Zinc-Plated	088659-1	1	
22	Pin, S-Zn 5x40 Cotter	F81043-31	4	
23	Screw, M10x35 8.8 Hex Socket Head Cap Zinc	F81003-56	4	
24	Screw, M10x25 8.8 Hex Socket Head Cap Zinc	F81003-32	4	
25	Link, Log Clamp In/Out Side Zinc-plated (1)	094097-1	1	
26	Link, Log Clamp In/Out Side Zinc-plated (2)	094099-1	1	
27	Washer, Zinc-Plated Spacer	094128-1	1	
28	Washer, 8.2 Split Lock Zinc	F81054-4	2	
29	Bolt, M8x12-8.8 Hex Head Full Thread Zinc	F81002-6	2	
30	Arm, Log Clamp In/Out Zinc-Plated	094092-1	1	
31	Jaw Weldment, Log Clamp Zinc-Plated	094120-1	2	
32	Rod, Log Clamp Jaw Guide	094116	2	
33	Plate, Locking Zinc-Plated	094117-1	2	
34	Bushing, JFM-2023-21 Flanged	094113	8	
35	Ring, W31 Inside Retaining	F81090-15	8	
36	Washer, 8.2 Split Lock Zinc	F81054-4	4	
37	Screw, M8x40-8.8 Hex Socket Head Cap Zinc	F81002-29	4	
38	Washer, 21 Flat Zinc	F81059-2	2	
39	Cylinder, SJ2F-16-40/22/80 Hydraulic	093880	1	
40	Bracket, Log Clamp Mount	094098-1	2	

9.26 Hydraulic Toe Board

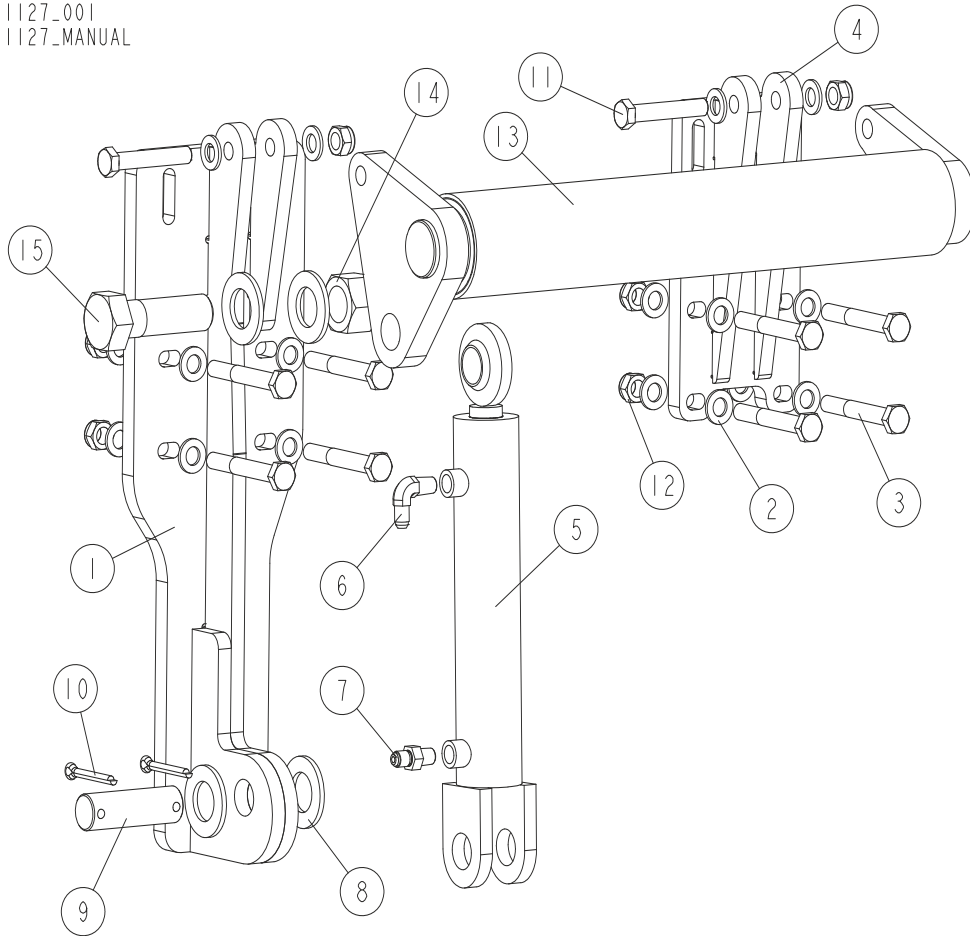


REF.	DESCRIPTION (◆ Indicates Parts Available in Assemblies Only)	PART #	QTY
	FRONT HYDRAULIC TOE BOARD	092613	1
	REAR HYDRAULIC TOE BOARD	092634	1
1	Toe Board Weldment, Front Hydraulic	092612-1	1
	Toe Board Weldment, Rear Hydraulic	086253-1	1
2	Bracket, Toe Board Roller Mount	087903-1	4
3	Bolt, M12x60-8.8 Hex Head Zinc	F81004-5	4
4	Washer, 13 Flat Zinc	F81056-1	8
5	Nut, M12-8 Hex Nylon Zinc Lock	F81034-2	4
6	Bolt, M10x75-8.8 Hex Head Zinc	F81003-15	8
7	Washer, 10.5 Flat Zinc	F81055-1	16
8	Nut, M10-8-B Hex Nylon Zinc Lock	F81033-1	8
9	Bracket, Toe Board Cylinder Mount	087729-1	2
10	Plate, Toe Board Cylinder Mount	090086-1	2
11	Bolt, M16x40-8.8 Hex Head Full Thread Zinc	F81006-13	4
12	Washer, 16.3 Split Lock Zinc	F81058-2	4
13	Cylinder, CJ-S170-16-40/25/152 Hydraulic	088681	2
14	Pin, Hydraulic Cylinder Zinc-Plated	086979-1	2
15	Washer, 28 Flat Zinc	F81061-1	8
16	Pin, 3/16x1 1/2 Cotter	F05012-23	4
17	Bolt, 1-8x3 1/4 Hex Head Grade 5	F05009-51	2
18	Nut, 1-14 Hex Jam Unplated	F05010-117	2

19	Fitting, 1/4NPTx1/4JIC Male	P09143	4	
----	-----------------------------	--------	---	--

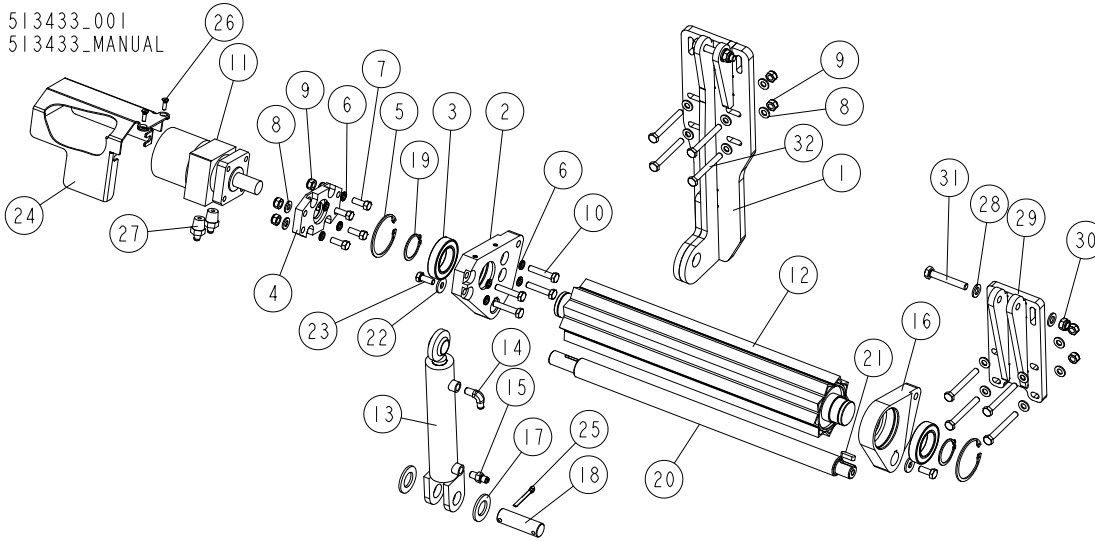
9.27 Right Hydraulic Toe Board

511127_001
511127_MANUAL



REF.	DESCRIPTION (* Indicates Parts Available in Assemblies Only)	PART #	QTY
-	TOE BOARD, HYDRAULIC RIGHT (MOUNTED ON LOWER CROSS RAIL)	511127	2
1	BRACKET WELDMENT (CYLINDER SIDE)	510605-1	1
2	WASHER, 13 FLAT ZINC	F81056-1	20
3	BOLT, M12X90 8.8 HEX HEAD ZINC	F81004-2	8
4	BRACKET WELDMENT, ROLLER MOUNT	520099-1	1
-	CYLINDER, HYDRAULIC TOE BOARD	085937	1
5	CYLINDER, CJ-S170-16-40/25/152 HYDRAULIC	088681	1
6	FITTING, 1/4NPTX1/4JIC MALE ELBOW	P09142	1
7	FITTING, 1/4NPTX1/4JIC MALE	P09143	1
8	WASHER, 28 FLAT ZINC	F81061-1	4
9	PIN, HYDRAULIC CYLINDER ZINC-PLATED	086979-1	1
10	PIN, S-ZN-6.3X45 COTTER	F81045-2	2
11	BOLT, M12X70-8.8 HEX HEAD ZINC	F81004-39	2
12	NUT, M12 8 HEX NYLON ZINC LOCK	F81034-2	10
13	ROLLER WELDMENT, HYDRAULIC TOE BOARD - FRONT	092612-1	1
14	NUT, 1-8 SELF-LOCK	F05010-109	1
15	BOLT, 1-8X3 1/4 HEX HEAD GRADE 5	F05009-51	1

9.28 Driven Log Levelling Roller (mounted on lower bed rail)



REF.	DESCRIPTION (* Indicates Parts Available in Assemblies Only)	PART #	QTY
-	ROLLER, DRIVEN LOG LEVELLING (LOWER BED RAIL)	513433	1
1	BRACKET WELDMENT, DRIVEN LOG LEVELLING ROLLER	510605-1	1
2	BRACKET, SIDE W/HYDROMOTOR CONNECTOR	096029-1	1
3	BEARING, 6009.2RSR (FAG)	096025	2
4	PLATE, HYDRAULIC MOTOR MOUNT	096030-1	1
5	RING, W 75 INSIDE RETAINING	F81090-41	2
6	WASHER, Z 10.2 SPLIT LOCK ZINC	F81055-2	8
7	BOLT, 3/8-16X1 HHC	F05007-7	4
8	WASHER, 10.5 FLAT ZINC	F81055-1	20
9	NUT, M10-8-B HEX NYLON ZINC LOCK	F81033-1	12
10	BOLT, M10X50-8.8 HEX HEAD FULL THREAD ZINC	F81003-4	4
11	MOTOR, MG06-13-13AAAB HYDRAULIC	P21506	1
12	ROLLER WELDMENT, DRIVEN LOG LEVELLING	096028-1	1
-	CYLINDER ASSEMBLY, HYDRAULIC	085937	1
13	CYLINDER, CJ-S170-16-40/25/152 HYDRAULIC	088681	1
14	FITTING, 1/4NPTX1/4JIC MALE ELBOW	P09142	1
15	FITTING, 1/4NPTX1/4JIC MALE	P09143	1
16	BRACKET, SIDE	096031-1	1
17	WASHER, 28 FLAT ZINC	F81061-1	2
18	PIN, HYDRAULIC CYLINDER ZINC-PLATED	086979-1	1
19	RING, Z 45 OUTSIDE RETAINING	F81090-32	2
20	ROD, CONNECTION	096034-1	1
21	KEY, A8X7X28 PARALLEL	096035	2
22	WASHER, 10.5 SPECIAL FLAT ZINC	F81055-6	2
23	BOLT, M10X25 8.8 HEX HEAD FULL THREAD	F81003-31	2
24	GUARD, HYDRAULIC MOTOR	096037-1	1
25	PIN, S-ZN-6.3X45 COTTER	F81045-2	1
26	SCREW, M6X20-5.8-B SLOTTED COUNTERSUNK HEAD ZINC	F81001-31	2
27	FITTING, 1/2-14NPT/ 7/16-20UNF STRAIGHT W/MALE THREAD	096919	2
28	WASHER, 13 FLAT ZINC	F81056-1	4



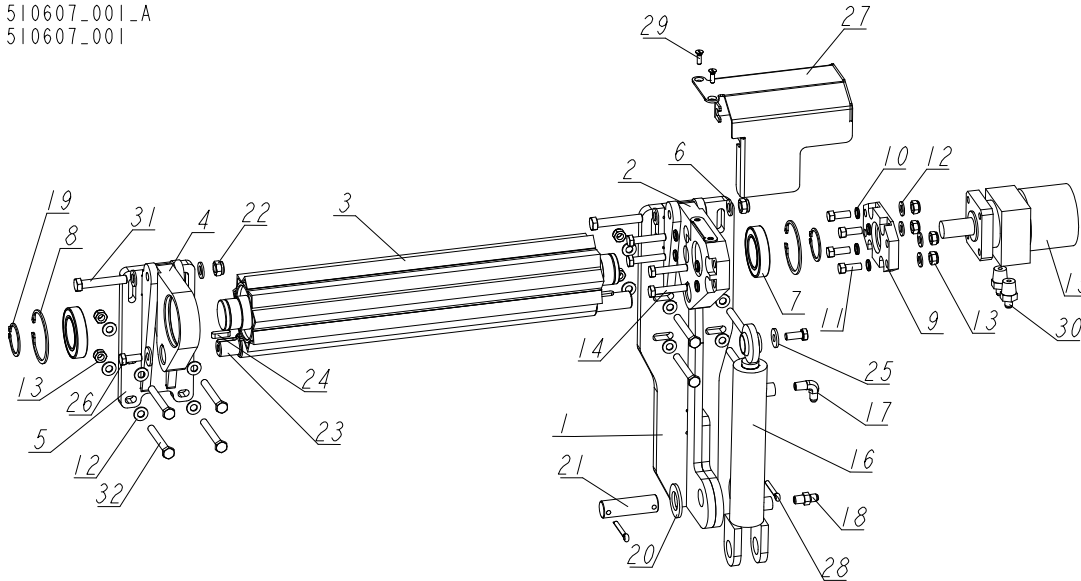
HYDRAULIC SYSTEM

Driven Log Levelling Roller (mounted on lower bed rail)

REF.	DESCRIPTION (* Indicates Parts Available in Assemblies Only)	PART #	QTY	
29	BRACKET WELDMENT, ROLLER	520099-1	1	
30	NUT, M12 8 HEX NYLON ZINC LOCK	F81034-2	2	
31	BOLT, M12X75-8.8 HEX HEAD FULL THREAD ZINC	F81004-10	2	
32	BOLT, M10X85-8.8 HEX HEAD ZINC	F81003-125	8	

9.29 Driven Log Levelling Roller, Lower Bed Rail (Option)

510607_001-A
510607_001



REF.	DESCRIPTION (◆ Indicates Parts Available in Assemblies Only)	PART #	QTY
-	DRIVEN LOG LEVELLING ROLLER - LEFT W/CLAMP	510607	1
1	BRACKET, ROLLER RIGHT	521588-1	1
2	BRACKET, SIDE	507684-1	1
3	ROLLER WELDMENT, DRIVEN LOG LEVELLING	096028-1	1
4	BRACKET, SIDE	507687-1	1
5	BRACKET WELDMENT, ROLLER	520099-1	1
6	WASHER, 13 FLAT ZINC	F81056-1	21
7	BEARING, 6009.2RSR (FAG)	096025	2
8	RING, W 75 INSIDE RETAINING	F81090-41	2
9	PLATE, HYDRAULIC MOTOR MOUNT	096030-1	1
10	WASHER, Z 10.2 SPLIT LOCK ZINC	F81055-2	8
11	BOLT, 3/8-16X1 HHC	F05007-7	4
12	WASHER, 10.5 FLAT ZINC	F81055-1	4
13	NUT, M10-8-B HEX NYLON ZINC LOCK	F81033-1	4
14	BOLT, M10X50-8.8 HEX HEAD FULL THREAD ZINC	F81003-4	4
15	MOTOR, MG06-13-13AAAB HYDRAULIC	P21506	1
-	CYLINDER, HYDRAULIC TOE BOARD	085937	1
16	CYLINDER, CJ-S170-16-40/25/152 HYDRAULIC	088681	1
17	FITTING, 1/4NPTX1/4JIC MALE ELBOW	P09142	1
18	FITTING, 1/4NPTX1/4JIC MALE	P09143	1
19	RING, Z 45 OUTSIDE RETAINING	F81090-32	2
20	WASHER, 28 FLAT ZINC	F81061-1	2
21	PIN, 25.4X84	086979	1
22	NUT, M12 8 HEX NYLON ZINC LOCK	F81034-2	11
23	ROD, CONNECTION	096034	1
24	KEY, A8X7X28 PARALLEL	096035	2
25	WASHER, 10.5 SPECIAL FLAT ZINC	F81055-6	2
26	BOLT, M10X25 8.8 HEX HEAD FULL THREAD	F81003-31	2



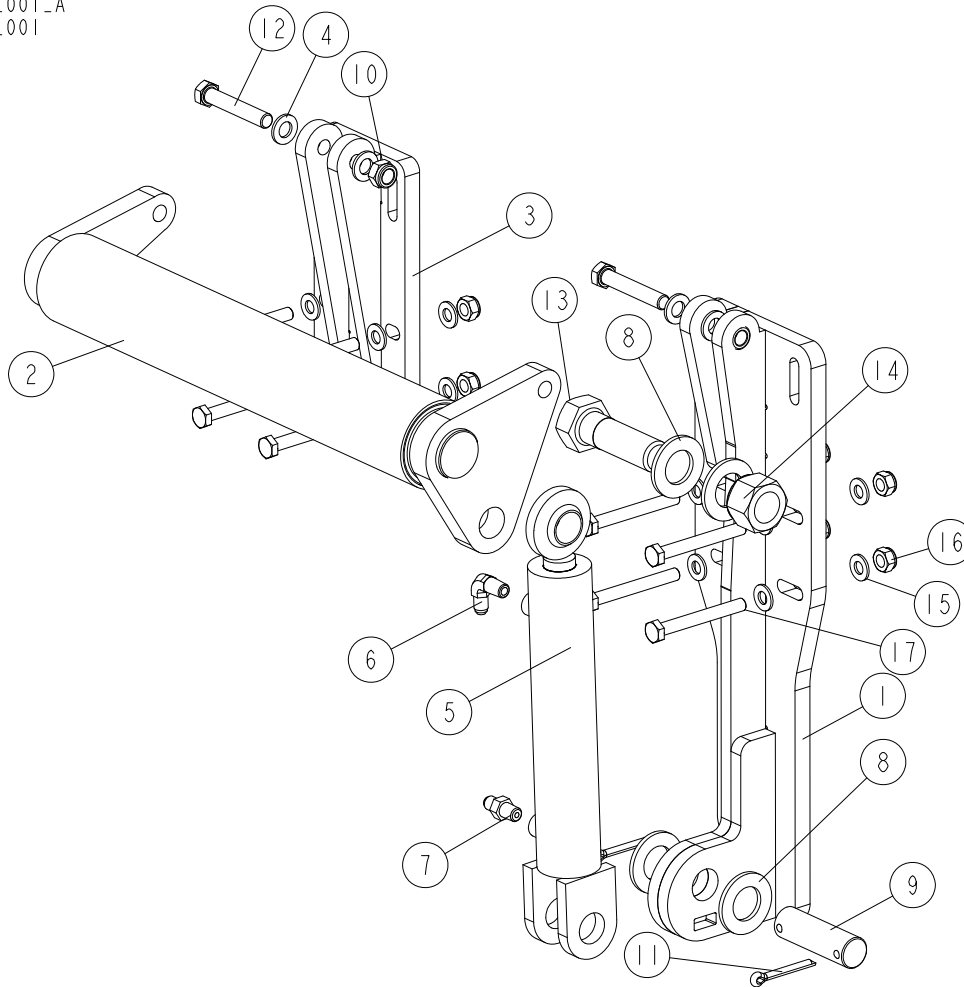
HYDRAULIC SYSTEM

Driven Log Levelling Roller, Lower Bed Rail (Option)

REF.	DESCRIPTION (◆ Indicates Parts Available in Assemblies Only)	PART #	QTY	
27	GUARD, HYDRAULIC MOTOR	507690-1	1	
28	PIN, S-ZN-6.3X45 COTTER	F81045-2	2	
29	SCREW, M6X20-5.8-B SLOTTED COUNTERSUNK HEAD ZINC	F81001-31	2	
30	FITTING, 1/2-14NPT/ 7/16-20UNF STRAIGHT W/MALE THREAD	096919	2	
31	BOLT, M12X70-8.8 HEX HEAD ZINC	F81004-39	2	
32	BOLT, M12X90 8.8 HEX HEAD ZINC	F81004-2	8	

9.30 Left Hydraulic Toe Board (mounted on lower bed rail)

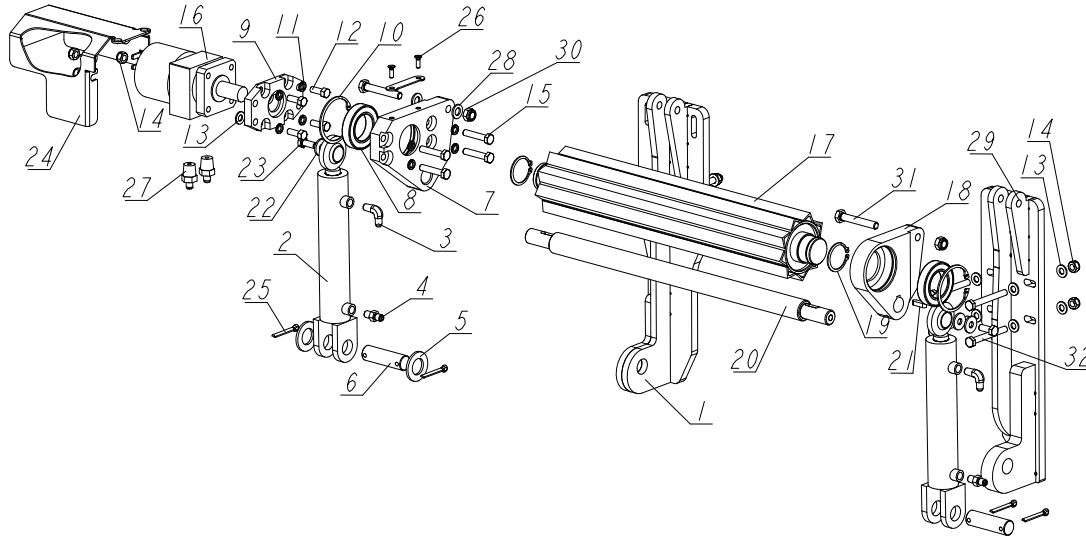
519735_001-A
519735_001



REF.	DESCRIPTION (◆ Indicates Parts Available in Assemblies Only)	PART #	QTY
-	ROLLER, LEFT HYDRAULIC TOE BOARD (MOUNTED ON LOWER BED RAIL)	519735	1
1	BRACKET WELDMENT, HYDRAULIC CYLINDER MOUNT (LEFT)	521586-1	1
2	ROLLER WELDMENT, HYDRAULIC TOE BOARD	086253-1	1
3	BRACKET WELDMENT, ROLLER	520099-1	1
4	WASHER, 13 FLAT ZINC	F81056-1	28
-	CYLINDER ASSEMBLY, HYDRAULIC TOE BOARD	085937	1
5	CYLINDER, CJ-S170-16-40/25/152 HYDRAULIC	088681	1
6	FITTING, 1/4NPTX1/4JIC MALE ELBOW	P09142	1
7	FITTING, 1/4NPTX1/4JIC MALE	P09143	1
8	WASHER, 28 FLAT ZINC	F81061-1	4
9	PIN, HYDRAULIC CYLINDER ZINC-PLATED	086979-1	1
10	NUT, M12 8 HEX NYLON ZINC LOCK	F81034-2	14
11	PIN, S-ZN-6.3X45 COTTER	F81045-2	2
12	BOLT, M12X70-8.8 HEX HEAD ZINC	F81004-39	2
13	BOLT, M12X90 8.8 HEX HEAD ZINC	F81004-2	12
14	BOLT, 1-8X3 1/4 HH GR5	F05009-51	1
15	NUT, 1-8 HEX NYLON LOCK ZINC	F05010-109	1

9.31 Driven Log Levelling Roller, Right w/2 Cylinders (Option)

526160_001_A
526160_MANUAL

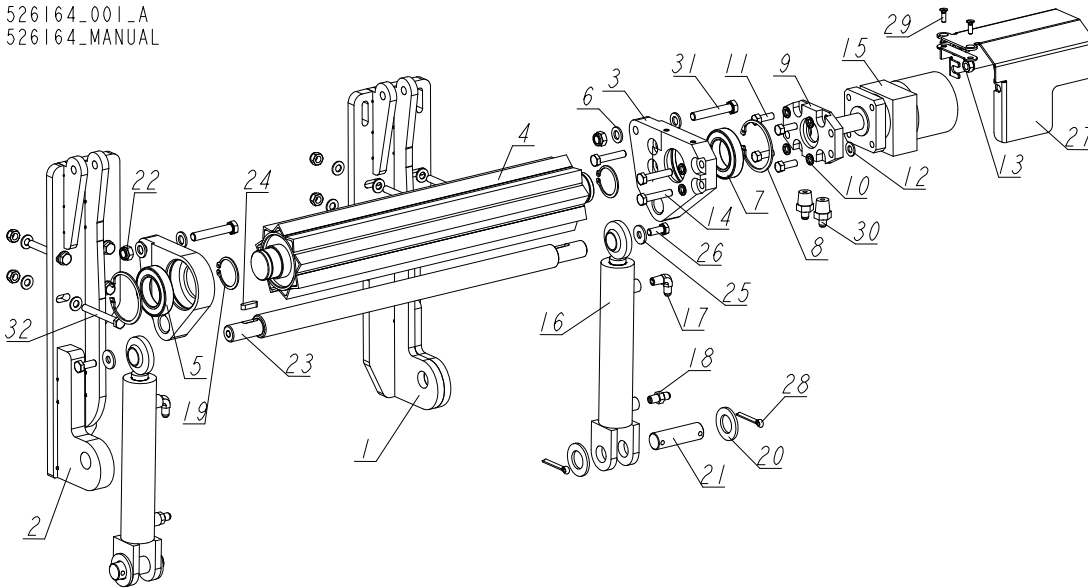


REF.	DESCRIPTION (* Indicates Parts Available in Assemblies Only)	PART #	QTY
-	ROLLER, DRIVEN LOG LEVELLING - RIGHT W/2 CYLINDERS	526160	1
1	BRACKET WELDMENT, CYLINDER MOUNT (RIGHT)	521585-1	1
2	BRACKET, SIDE W/HYDRO MOTOR CONNECTOR	096029-1	1
3	BEARING, 6009.2RSR (FAG) ROLLING	096025	2
4	PLATE, HYDRAULIC MOTOR MOUNT	096030-1	1
5	RING, W 75 INSIDE RETAINING	F81090-41	2
6	WASHER, Z 10.2 SPLIT LOCK ZINC	F81055-2	8
7	BOLT, 3/8-16X1 HEX HEAD	F05007-7	4
8	WASHER, 10.5 FLAT ZINC	F81055-1	4
9	NUT, M10-8-B HEX NYLON ZINC LOCK	F81033-1	4
10	BOLT, M10X50-8.8 HEX HEAD FULL THREAD ZINC	F81003-4	4
11	MOTOR, MG06-13-13AAAB HYDRAULIC	P21506	1
12	ROLLER WELDMENT, DRIVEN LOG LEVELLING	096028-1	1
-	CYLINDER, HYDRAULIC TOE BOARD	085937	2
13	CYLINDER, CJ-S170-16-40/25/152 HYDRAULIC	088681	1
14	FITTING, 1/4NPTX1/4JIC MALE ELBOW	P09142	1
15	FITTING, 1/4NPTX1/4JIC MALE	P09143	1
16	BRACKET, SIDE	096031-1	1
17	WASHER, 28 FLAT ZINC	F81061-1	2
18	PIN, HYDRAULIC CYLINDER ZINC-PLATED	086979-1	2
19	RING, Z 45 OUTSIDE RETAINING	F81090-32	2
20	ROD, CONNECTION	520349	1
21	KEY, A8X7X28 PARALLEL	096035	2
22	WASHER, 10.5 SPECIAL FLAT ZINC	F81055-6	3
23	BOLT, M10X25 8.8 HEX HEAD FULL THREAD	F81003-31	2
24	GUARD, HYDRAULIC MOTOR	096037-1	1
25	PIN, S-ZN-6.3X45 COTTER	F81045-2	4

REF.	DESCRIPTION (* Indicates Parts Available in Assemblies Only)	PART #	QTY	
26	SCREW, M6X20-5.8-B SLOTTED COUNTERSUNK HEAD ZINC	F81001-31	2	
27	FITTING, 1/2-14NPT/ 7/16-20UNF STRAIGHT W/MALE THREAD	096919	2	
28	WASHER, 13 FLAT ZINC	F81056-1	20	
29	BRACKET WELDMENT, CYLINDER MOUNT	526162-1	1	
30	NUT, M12 8 HEX NYLON ZINC LOCK	F81034-2	10	
31	BOLT, M12X75-8.8 HEX HEAD FULL THREAD ZINC	F81004-10	2	
32	BOLT, M12X90 8.8 HEX HEAD ZINC	F81004-2	8	

9.32 Driven Log Levelling Roller, Left w/2 Cylinders

526164_001_A
526164_MANUAL



REF.	DESCRIPTION (* Indicates Parts Available in Assemblies Only)	PART #	QTY
-	ROLLER, DRIVEN LOG LEVELLING - LEFT W/2 CYLINDERS	526164	1
1	BRACKET WELDMENT, HYDRAULIC CYLINDER MOUNT (LEFT)	521586-1	1
2	BRACKET WELDMENT, HYDRAULIC CYLINDER MOUNT	526150-1	1
3	BRACKET, SIDE W/HYDRO MOTOR CONNECTOR	507684-1	1
4	ROLLER WELDMENT, DRIVEN LOG LEVELLING	096028-1	1
5	BRACKET, SIDE	507687-1	1
6	WASHER, 13 FLAT ZINC	F81056-1	4
7	BEARING, 6009.2RSR (FAG) ROLLING	096025	2
8	RING, W 75 INSIDE RETAINING	F81090-41	2
9	PLATE, HYDRAULIC MOTOR MOUNT	096030-1	1
10	WASHER, Z 10.2 SPLIT LOCK ZINC	F81055-2	8
11	BOLT, 3/8-16X1 HH	F05007-7	4
12	WASHER, 10.5 FLAT ZINC	F81055-1	20
13	NUT, M10-8-B HEX NYLON ZINC LOCK	F81033-1	4
14	BOLT, M10X50-8.8 HEX HEAD FULL THREAD ZINC	F81003-4	4
15	MOTOR, MG06-13-13AAAB HYDRAULIC	P21506	1
-	CYLINDER, HYDRAULIC W/FITTINGS	085937	2
16	CYLINDER, CJ-S170-16-40/25/152 HYDRAULIC	088681	1
17	FITTING, 1/4NPTX1/4JIC MALE ELBOW	P09142	1
18	FITTING, 1/4NPTX1/4JIC MALE	P09143	1
19	RING, Z 45 OUTSIDE RETAINING	F81090-32	2
20	WASHER, 28 FLAT ZINC	F81061-1	4
21	PIN, 25.4X84	086979	2
22	NUT, M12 8 HEX NYLON ZINC LOCK	F81034-2	10
23	ROD, CONNECTION	520349	1
24	KEY, A8X7X28 PARALLEL	096035	2
25	WASHER, 10.5 SPECIAL FLAT ZINC	F81055-6	2
26	BOLT, M10X25 8.8 HEX HEAD FULL THREAD	F81003-31	2
27	GUARD, HYDRAULIC MOTOR	507690-1	1

REF.	DESCRIPTION (* Indicates Parts Available in Assemblies Only)	PART #	QTY	
28	PIN, S-ZN-6.3X45 COTTER	F81045-2	2	
29	SCREW, M6X20-5.8-B SLOTTED COUNTERSUNK HEAD ZINC	F81001-31	2	
30	FITTING, 1/2-14NPT/ 7/16-20UNF STRAIGHT W/MALE THREAD	096919	2	
31	BOLT, M12X70-8.8 HEX HEAD ZINC	F81004-39	2	
32	BOLT, M12X90 8.8 HEX HEAD ZINC	F81004-2	8	