

# **Wood-Mizer®**

## **Parts Manual**

---

**LT20 Series AC MH**

**rev. E1.00**

**LT20 Series DC MH**

**rev. D8.00**

---



**Safety is our #1 concern!** Read and understand all safety information and instructions before operating, setting up or maintaining this machine.

*April 2003*

*Form #615*

# Table of Contents

# Section-Page

General Contact Information  
Branches & Authorized Sales Centers

<b>SECTION 1</b>	<b>GENERAL INFORMATION</b>	<b>1-1</b>
1.1	How To Use The Parts List .....	1-1
1.2	Sample Assembly .....	1-1
<b>SECTION 2</b>	<b>BLADE GUIDE ROLLERS &amp; ARM</b>	<b>2-1</b>
2.1	Blade Guide Assembly, Idle Side.....	2-1
2.2	Blade Guide Assembly, Drive Side.....	2-2
2.3	Blade Guide Arm & Rollers .....	2-3
2.4	Blade Guide Arm Drive Assembly.....	2-4
<b>SECTION 3</b>	<b>BLADE WHEELS &amp; TENSIONER</b>	<b>3-1</b>
3.1	Blade Wheel Assembly, Drive Side .....	3-1
3.2	Blade Wheel Assembly, Idle Side .....	3-2
3.3	Blade Tensioner Assembly .....	3-3
<b>SECTION 4</b>	<b>SAW HEAD</b>	<b>4-1</b>
4.1	Middle Throat Screw .....	4-1
4.2	Drive Belt Tensioner, DC Sawmills .....	4-1
4.3	Water Lube Assembly .....	4-3
4.4	Blade Lube System.....	4-4
4.5	LT20AC Saw Head Decals .....	4-5
4.6	LT20DC Saw Head Decals .....	4-7
4.7	Blade Housing Cover .....	4-9
4.8	Control Box (AC Sawmills) .....	4-11
4.9	Control Box (DC Sawmills) .....	4-13
4.10	Drum Switches .....	4-15
4.11	Sawdust Chute .....	4-16
4.12	Up/Down Cable Chain Assembly .....	4-17
4.13	LT20 Saw Head Rest Pin Assembly .....	4-18
4.14	Saw Head Rest Pin Assembly (LT20ME15SAH3 - 1.8 Sawmills).....	4-19
4.15	Saw Head Rest Pin Assembly (LT20ME15SAH7-2.2 Sawmills).....	4-20
4.16	Saw Head Rest Pin Assembly (LT20MD22SDH7-2.5 Sawmills) .....	4-21
<b>SECTION 5</b>	<b>UP/DOWN ASSEMBLY</b>	<b>5-1</b>
5.1	Up/Down Assembly, AC Mills .....	5-1
5.2	Up/Down Assembly, DC Mills .....	5-3
5.3	Up/Down Chain Tensioner Assembly.....	5-5
5.4	Battery Box Assembly, DC Mills.....	5-6

## Table of Contents

## Section-Page

<b>SECTION 6 UP/DOWN ROLLERS &amp; BLADE HEIGHT SCALE</b>	<b>6-1</b>
6.1 Up/Down Rollers.....	6-1
6.2 Blade Height Scale .....	6-3
6.3 Limit Switches.....	6-5
<b>SECTION 7 POWER FEED &amp; TRACK ROLLERS</b>	<b>7-1</b>
7.1 Power Feed Assembly, AC Mills .....	7-1
7.2 Power Feed Assembly, DC Mills .....	7-3
7.3 Upper Track Rollers And Wipers .....	7-5
7.4 Lower Track Rollers .....	7-7
<b>SECTION 8 BED FRAME ASSEMBLY</b>	<b>8-1</b>
8.1 Bed Rail Assembly, Front (S/M type frame).....	8-1
8.2 Bed Rail Assembly, Rear (S/M type frame).....	8-2
8.3 Bed Rail Assembly, Front Middle (S/M type frame).....	8-3
8.4 Bed Rail Assembly, Rear Middle (S/M type frame) .....	8-4
8.5 Bed Rail Assembly (L type frame).....	8-5
8.6 Bed Rail Assembly (L type frame).....	8-6
8.7 Bed Rail Assembly (L type frame).....	8-7
8.8 Leg, Stationary (S & M type frame).....	8-8
8.9 Leg, Stationary (L type frame).....	8-10
8.10 Pivot Bed Rail Assembly.....	8-11
8.11 Log Side Support Assembly .....	8-13
8.12 Tie Down Chain Assembly .....	8-15
8.13 Inspection Platform (DC mills only) .....	8-16
8.14 Inspection Platform For M Frame With Power Roller .....	8-17
8.15 Remote Equipment Option.....	8-18
8.16 Bed Frame Decals.....	8-19
<b>SECTION 9 LOG CLAMP, TURNER, LOADER &amp; TOE BOARDS</b>	<b>9-1</b>
9.1 Manual Log Clamp .....	9-1
9.2 Log Clamp Assembly .....	9-2
9.3 Manual Log Turner.....	9-4
9.4 Manual Toe Board.....	9-6
9.5 Manual Log Loader ( S/M type frame ) .....	9-7
9.6 Manual Log Loader ( L type frame ).....	9-9
9.7 Manual Log Loader Pump.....	9-11

# 1

## Introduction

### General Contact Information

---

#### Getting Service

Wood-Mizer is committed to providing you with the latest technology, best quality and strongest customer service available on the market today. We continually evaluate our customers' needs to ensure we're meeting current wood-processing demands. Your comments and suggestions are welcome.

#### General Contact Information

From Europe call your local distributor or our European Headquarters and Manufacturing Facility in Kolo, Nagórna 114 St, Poland at **+48-63-2626000**. From the continental U.S., call our U.S. Headquarter 8180 West 10th St. Indianapolis, IN 46214, toll-free at **1-800-525-8100**. Ask to speak with a Customer Service Representative. Please have your machine identification number and your customer number ready when you call. The Service Representative can help you with questions about the operation and maintenance of your machine. He also can schedule you for a service call.

#### Office Hours:

Country	Monday - Friday	Saturday	Sunday
Poland	7 a.m.- 3 p.m.	Closed	Closed
US	8 a.m.- 5 p.m.	8 a.m.- 12 p.m	Closed

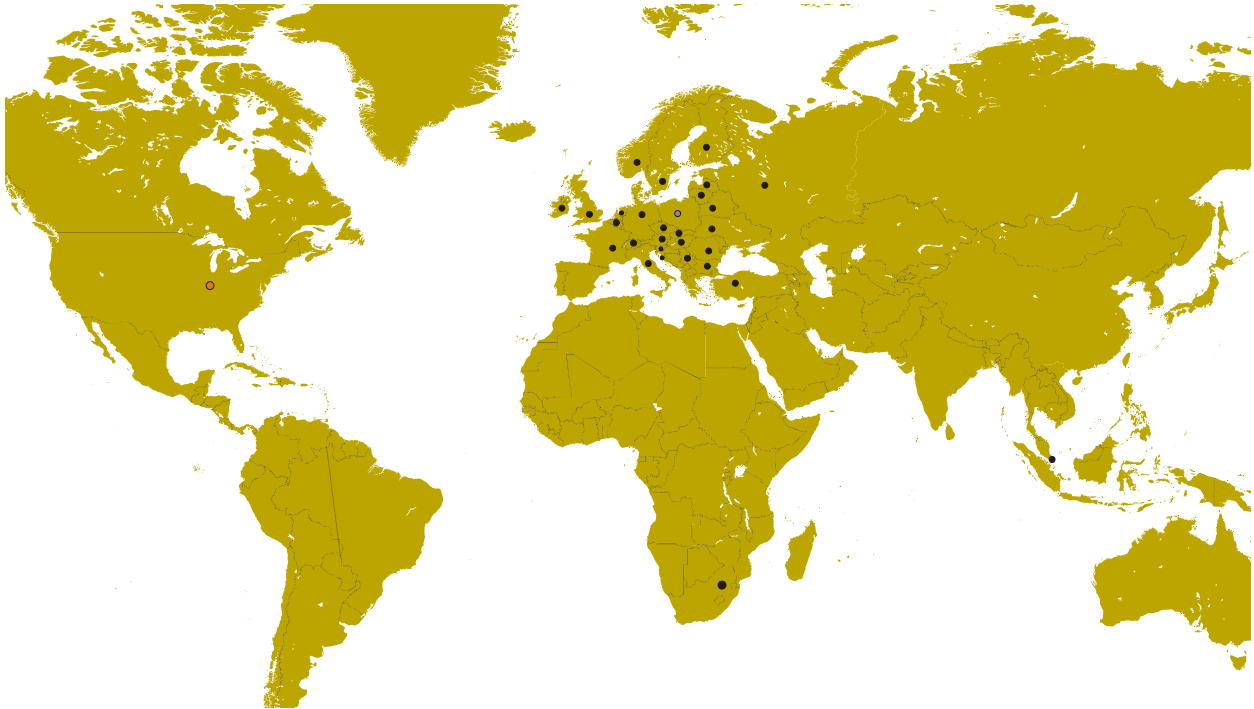
Please have your vehicle identification number and your customer number ready when you call.



Wood-Mizer will accept these methods of payment:

- Visa, Mastercard, or Discover
- COD
- Prepayment
- Net 15 (with approved credit)

Be aware that shipping and handling charges may apply. Handling charges are based on size and quantity of order.

**Branches & Authorized Sales Centers**



EUROPE		UNITED STATES
<p> <b>European Headquarters</b>  <b>Wood-Mizer Industries Sp. z o.o.</b>                      Nagórna 114, 62-600 Koło, Poland                      Tel.: +48-63-26-26-000                      Fax: +48-63-27-22-327  <a href="http://www.woodmizer.eu">www.woodmizer.eu</a></p>		<p> <b>World Headquarters</b>  <b>Wood-Mizer LLC</b>                      8180 West 10th Street                      Indianapolis, Indiana 46214-2400,                      USA                      Tel.: +1-317-271-1542                      Fax: +1-317-273-1011  <a href="http://www.woodmizer.com">www.woodmizer.com</a></p>
<p><b>BELARUS</b>  <b>MOST-GRUPP</b>                      Siemashko 15, k.3                      Minsk 2200116                      Tel.: +375-17-270-90-08                      Fax: +375-17-270-90-08                      GSM: +375-29-649-90-80                      e-mail: <a href="mailto:most-by@mail.ru">most-by@mail.ru</a></p>	<p><b>SWITZERLAND Bruno Steiner</b>                      Striegelgasse 2                      CH-6214 Schenkon                      Tel.: +41-41-921-13-01                      Fax: +41-41-922-18-87                      e-mail: <a href="mailto:info@mobilsaegen.ch">info@mobilsaegen.ch</a></p>	<p><b>RUSSIA Dariusz Mikotajewski</b>  <b>OOO WOOD-MIZER INDUSTRIES</b>                      141031, Moscow                      Reg., Mytishenski raj., pos. Veshki,                      Zavodskaja str., 3B                      Tel.Fax: +7(495) 788-72-35                      Tel.Fax: +7(495) 641-51-60                      e-mail: <a href="mailto:dariuszm@woodmizer-moscow.ru">dariuszm@woodmizer-moscow.ru</a></p>

## 1

## Introduction

## Branches &amp; Authorized Sales Centers

<p><b>BULGARIA Kalin Simeonov</b>  <b>Ecotechproduct</b>  38 Star Lozenski pat str.  Sofia 1186  Tel.: +359-2-462-7035  Tel.: +359-2-963-1656  Tel./Fax  : +359-2-979-1710  <b>Kalin Simeonov</b>  GSM: +3592-963-2559  e-mail: <a href="mailto:office@ecotechproduct.com">office@ecotechproduct.com</a></p>	<p><b>HUNGARY Wiktor Turoczy</b>  <b>Wood-Mizer Hungary K.F.T.</b>  Szonyi Ut 67., 2921 Komárom  Tel./Fax: +36-34-346-255  e-mail: <a href="mailto:woodmizer@woodmizer.hu">woodmizer@woodmizer.hu</a></p>	<p><b>RUSSIA Far East Wladimir Glazaczew</b>  <b>"WM Service"</b>  Krasnoretchenskaya Str.111  680006 Khabarovsk  Tel./Fax: +7-914-541-1183  e-mail: <a href="mailto:wms-khv@mail.ru">wms-khv@mail.ru</a></p>
<p><b>CROATIA Krešimir Pregernik</b>  <b>Pregimex d.o.o.</b>  S. Batušića 31, 10090 Zagreb  Tel./Fax: +3851-38-94-668  <b>Krešimir Pregernik</b>  GSM: +3851-98-207-106  e-mail: <a href="mailto:Kresimir.Pregernik@gmail.com">Kresimir.Pregernik@gmail.com</a></p>	<p><b>ITALY Felice Pasquale</b>  <b>Wood-Mizer Italia Srl</b>  <b>Cda. Capoiaccio SN</b>  86012 Cercemaggiore  Campobasso  Tel./Fax: +39-0874-798-357  GSM: +39-333-281-03-79  e-mail: <a href="mailto:wmitaliasrl@gmail.com">wmitaliasrl@gmail.com</a></p>	<p><b>SERBIA Dragan Markov</b>  <b>Wood-Mizer Balkan d.o.o.</b>  Svetosavska GA 3/3; P. Fah 25  23 300 Kikinda  Tel./Fax: +381-230-25-754  Tel./Fax: +381-230-23-567  GSM: +381-63-568-658  e-mail: <a href="mailto:office@woodmizer.co.yu">office@woodmizer.co.yu</a></p>
<p><b>CZECH REPUBLIC Miroslaw Greill</b>  <b>Wood-Mizer CZ s.r.o.</b>  Osvaldova 91  339 01 Klatovy-Luby  Tel./Fax: +420-376-312-220  Fax: +420-376-319-011  <b>Miroslaw Greill</b>  GSM: +420-723-580-799  e-mail: <a href="mailto:greill@woodmizer.cz">greill@woodmizer.cz</a></p>	<p><b>Subagent:</b>  <b>ITALY Franz Josef Reichsigl</b>  Muls 21, 39058 Sarnthein  Tel./Fax: +39-471-627-264  GSM: +39-335-824-88-05</p>	<p><b>SLOVAKIA Wiktor Turoczy</b>  <b>Wood-Mizer Danubia s.r.o.</b>  Hadovce 5, 94501 Komárno  Tel.: +421-35-77-40-316  Fax: +421-35-7740-326  GSM: +421-905-930-972  e-mail: <a href="mailto:woodmizer@woodmizer.sk">woodmizer@woodmizer.sk</a></p>
<p><b>CZECH REPUBLIC Lubomir Kudlik</b>  <b>Wood-Mizer Moravia</b>  Sovadinova 6  69002 Breclav  Tel./Fax: +420-519-322-443  <b>Lubomir Kudlik</b>  GSM: +420-602-734-792  e-mail: <a href="mailto:info@wood-mizer.net">info@wood-mizer.net</a></p>	<p><b>LATVIA Vilmars Jansons</b>  <b>OBERTS Ltd</b>  Gaujas str. 32/2  LV-2167 Marupe, Rigas Raj.  Tel.: +371-7-810-666  Fax: +371-7-810-655  <b>Vilmars Jansons</b>  GSM: +371-92-06-966  <b>Andris Orols</b>  GSM: +371-28-33-07-90  e-mail: <a href="mailto:andris@oberts.lv">andris@oberts.lv</a></p>	<p><b>TURKEY</b>  <b>Er-Ka Ahsap Profil Kerestecilik San. ve Tic. Ltd. Sti.</b>  Adana Keresteciler Sitesi 191 sk No.41  ADANA  Tel.: +90-322-346-15-86  Fax: +90-322-345-17-07  GSM: +90-533-363-18-44  e-mail: <a href="mailto:info@erkaahsap.com.tr">info@erkaahsap.com.tr</a></p>
<p><b>FINLAND Howard Blackburn</b>  <b>Oy Falkberg Jordbruk Ab</b>  Falkentie 220  25610 Ylonkyla  Tel.: +358-2732-2253  Fax: +358-2732-2263  <b>Howard Blackburn</b>  GSM: +358-440-424-339  e-mail: <a href="mailto:falkberg@woodmizer.fi">falkberg@woodmizer.fi</a></p>	<p><b>LITHUANIA Andrius Zuzevicius</b>  <b>UAB Singlis</b>  Savanoriu pr. 187, 2053 Vilnius  Tel.: +370-5-2-32-22-44  Fax: +370-5-2-64-84-15  GSM: +370-620-28-645  e-mail: <a href="mailto:andrius.z@singlis.lt">andrius.z@singlis.lt</a></p> <p><b>Dmitrij Gaiduk</b>  GSM: +370-69-84-51-91  e-mail: <a href="mailto:dmitrijus.g@singlis.lt">dmitrijus.g@singlis.lt</a></p>	<p><b>UKRAINE Ivan Vinnicki</b>  <b>MOST UKRAINA</b>  bul. Myru 3, Bajkivtsi Ternoplskyj r-j  Ternopolska oblast  47711 Ukraine  Tel/Fax: +38 (0352) 52 37 74  GSM: +38 (067) 352 54 34  GSM: +38 (067) 674 50 68  E-mail: <a href="mailto:most-ukraina@ukr.net">most-ukraina@ukr.net</a></p>

<p><b>FRANCE Laurence Serrurier</b> Wood-Mizer France Zac du Prè Marechal Route de Fruges 62560 Fauquembergues Tel: +33-321-930-544 Fax: +33-321-930-990 GSM: +33-607-025-282 Mail: <a href="mailto:lserrurier@woodmizer.fr">lserrurier@woodmizer.fr</a></p>	<p><b>NORWAY Odd Edvoll</b> <b>Wood-Mizer Nordic AS</b> Vardelia 17, 2020 Skedsmokorset Tel.: +47-63-87-49-89 Fax: +47-63-87-37-66 GSM: +47-930-42-335 e-mail: <a href="mailto:odd.edvoll@woodmizer.no">odd.edvoll@woodmizer.no</a>  e-mail: <a href="mailto:firmapost@woodmizer.no">firmapost@woodmizer.no</a></p>	<p><b>UNITED KINGDOM &amp; IRELAND</b> <b>Wood-Mizer UK</b> Hopfield Barn Kenward Road, Yalding Kent ME18 6JP, UK Tel.: +44-1622-813-201 Fax: +44-1622-815-534 e-mail: <a href="mailto:info@woodmizer.co.uk">info@woodmizer.co.uk</a>  David Darnell 10 Tennyson Avenue Southend on Sea Essex, SS2 5HD David Darnell GSM: +44 7799 063 497  Stephan Cull Cembrandy Gardens, Manorwen Fishguard, Pembrokeshire SA659PT Tel.: +44-1348-873-179 GSM: +44-7887-544-333</p>
<p><b>SLOVENIA Jan Fale</b> <b>FAMTEH d.o.o.</b> Gacnikova pot 2, 2390 Ravne na Koroskem Tel.: +386-2-62-04-232 Fax: +386-2-62-04-231 <b>Jan Fale</b> GSM: +386-2-62-04-230 e-mail: <a href="mailto:jan.fale@famteh.si">jan.fale@famteh.si</a>  <b>Matjaz Kolar</b> Tel.: +386-2-62-04-232 GSM: +386-31-775-999 e-mail: <a href="mailto:matjaz.kolar@famteh.si">matjaz.kolar@famteh.si</a></p>	<p><b>Subagent:</b> <b>SWEDEN Kjell Larsson</b> <b>Mekwood AB</b> Slingan 14, 812 41 Gästrike-Hammarby Tel.: +46-290-515-65 <b>Kjell Larsson</b> GSM: +46-706-797-965 e-mail: <a href="mailto:kjell.larsson@mekwood.se">kjell.larsson@mekwood.se</a></p>	<p><b>IRELAND</b> <b>Wood-Mizer Ireland</b> Stephen Brennan Cum Lahardane Ballina County Mayo Tel:+353 96 51345  E-mail: <a href="mailto:brennanmill@ericom.net">brennanmill@ericom.net</a></p>
<p><b>GERMANY Klaus Longmuss</b> <b>Wood-Mizer Sägewerke GmbH</b> Dorfstraße 5, 29485 Schletau Tel.: +49-5883-9880-10 Fax: +49-5883-9880-20 e-mail: <a href="mailto:info@woodmizer.de">info@woodmizer.de</a>  <b>Klaus Longmuss</b> Tel.: +49-5883-9880-12 GSM: +49-17-298-55-892 e-mail: <a href="mailto:KLongmuss@woodmizer.de">KLongmuss@woodmizer.de</a></p>	<p><b>Subagents:</b> <b>DENMARK Brian Jensen</b> Arnborgvej 9, 7330 Brande- FASTERHOLT Tel.: +45-971-88-265 Fax: +45-971-88-266 <b>Brian Jensen</b> GSM: +45-23-49-5828 e-mail: <a href="mailto:Fasterholt-Savvaerk@Mail.Tele.dk">Fasterholt-Savvaerk@Mail.Tele.dk</a></p>	<p>Regional Manager - Asia Wood-Mizer Asia Pte Ltd. James Wong Tel: +65 81216910 Fax: +65 6283 8636 WWW: <a href="http://www.woodmizerasia.com">www.woodmizerasia.com</a> E-mail: <a href="mailto:jwong@woodmizerasia.com">jwong@woodmizerasia.com</a></p>
<p><b>Netherlands Chris Dragt</b> Lange Brink 77d, 7317 BD Apeldoorn Tel.: +31-55312-1833 Fax: +31-55312-2042 e-mail: <a href="mailto:Info@dragtbosbouw.nl">Info@dragtbosbouw.nl</a></p>	<p><b>Subagent:</b> <b>ROMANIA M. Echert</b> <b>S.C. Echert Comprod s.r.l</b> Str. Schitului Nr. 6, Apt.7 etajul-1 725 70 Vatra Dornei, Romania Tel./Fax: +40-230-374-235 Tel. : +40-740-35-35-74</p>	<p>Regional Manager - Africa Wood-Mizer Africa Jean-Jacques Oelofse UNIT 3, LEADER PARK, NO: 20 CHARIOT ROAD STORMILL, EXT 5, Roodepoort, Johannesburg Tel: +27 011 473 1313 Fax: +27 011 473 2005 Jean-Jacques Oelofse E-mail: <a href="mailto:jjoelofse@woodmizerafrika.com">jjoelofse@woodmizerafrika.com</a> Jean-Jacques Oelofse Skype:jean.jacques.pierre.oelofse</p>

## SECTION 1 GENERAL INFORMATION

### 1.1 How To Use The Parts List

- Use the index above to locate the assembly that contains the part you need.
- Go to the appropriate section and locate the part in the illustration.
- Use the number pointing to the part to locate the correct part number and description in the table.
- Parts shown indented under another part are included with that part.
- Parts marked with a diamond (◆) are only available in the assembly listed above the part.

See the sample table below. Sample Part #A01111 includes part F02222-2 and subassembly A03333. Subassembly A03333 includes part S04444-4 and subassembly K05555. The diamond (◆) indicates that S04444-4 is not available except in subassembly A03333. Subassembly K05555 includes parts M06666 and F07777-77. The diamond (◆) indicates M06666 is not available except in subassembly K05555.

<b>1.2 Sample Assembly</b>				
REF	DESCRIPTION (◆ Indicates Parts Available In Assemblies Only)	PART #	QTY.	
	Sample Assembly, Complete (Includes All Indented Parts Below)	A01111	1	
1	Sample Part	F02222-22	1	
	Sample Subassembly (Includes All Indented Parts Below)	A03333	1	
2	Sample Part (◆ Indicates Part Is Only Available With A03333)	S04444-4	1	◆
	Sample Subassembly (Includes All Indented Parts Below)	K05555	1	
3	Sample Part (◆ Indicates Part Is Only Available With K05555)	M06666	2	◆
4	Sample Part	F07777-77	1	

#### **To Order Parts:**

- From Europe call our European Headquarters and Manufacturing Facility in Kolo, Poland at **+48-63-2626000**. From the continental U.S., call our toll-free Parts hotline at **1-800-525-8100**. Have your customer number, vehicle identification number, and part numbers ready when you call. From other international locations, contact the Wood-Mizer distributor in your area for parts.

#### **Office Hours:**

Country	Monday - Friday	Saturday	Sunday
Poland	7-15	Closed	Closed
US	8 a.m.- 5 a.m.	8 a.m.- 12 p.m.	Closed

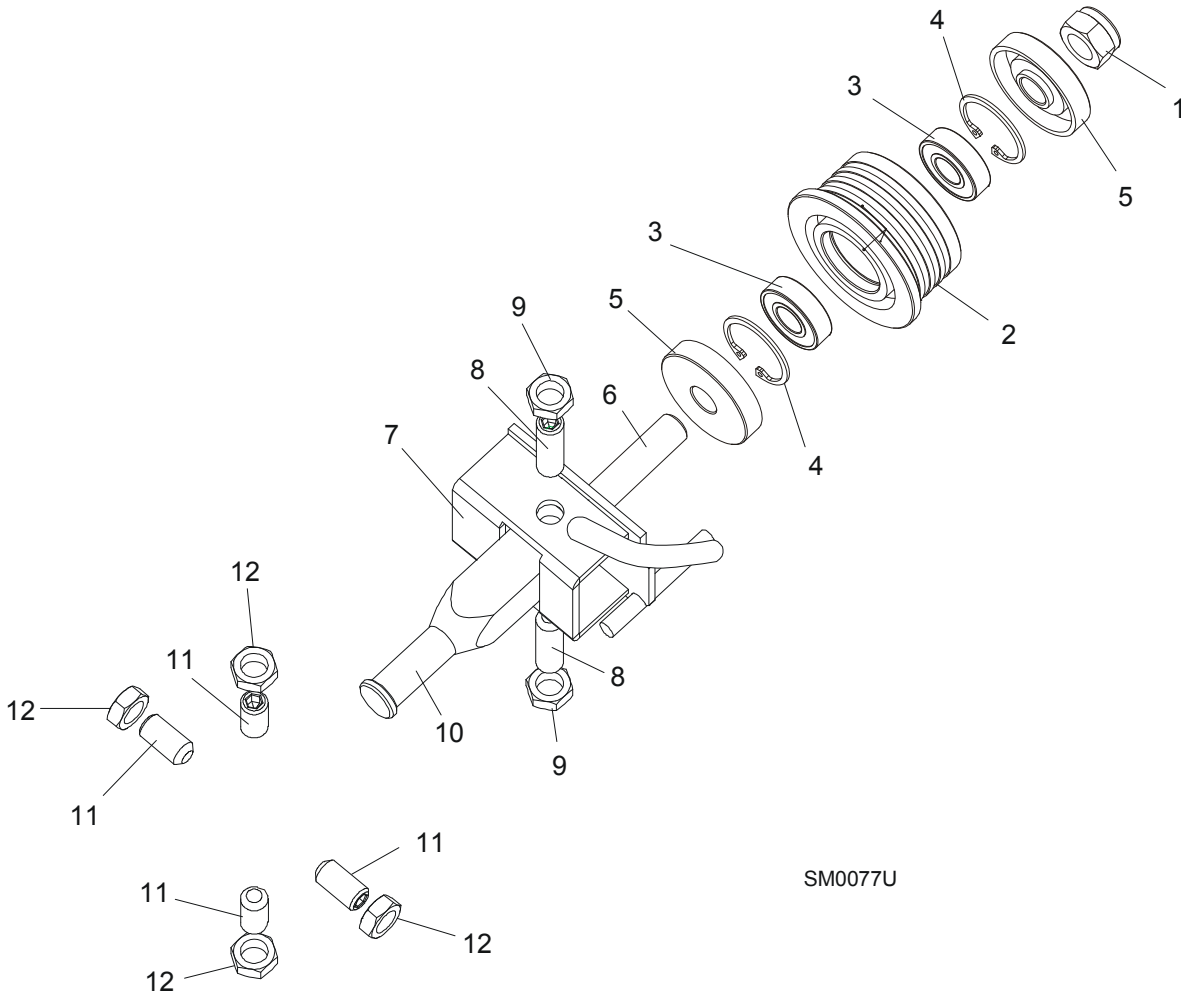


**CAUTION!** It is strongly recommended that only original spare parts be used.



## SECTION 2 BLADE GUIDE ROLLERS & ARM

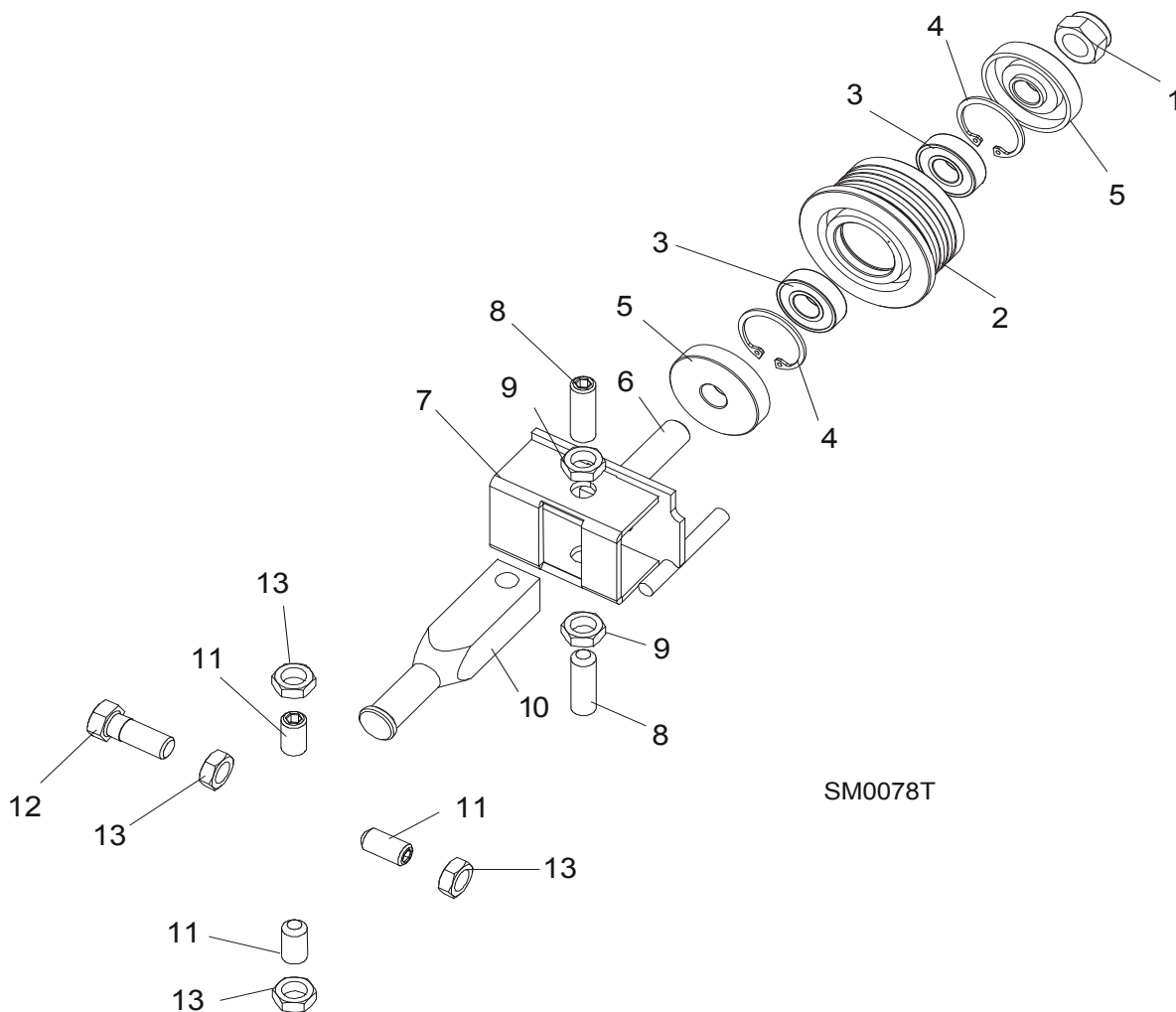
### 2.1 Blade Guide Assembly, Idle Side



SM0077U

REF.	DESCRIPTION (◆ Indicates Parts Available In Assemblies Only)	PART #	QTY.	
	<b>BLADE GUIDE ASSEMBLY, IDLE SIDE</b>	094683	1	
	Roller, Blade Guide Complete Standard	087887	1	
1	Nut, M12-8 Hex Nylon Zinc Lock	F81034-2	1	
2	Roller, Blade Guide Narrow	087889	1	◆
3	Bearing, 6001 2RSR FAG	087893	2	
4	Ring, W28 Inside Retaining	F81090-9	1	
5	Washer, Zinc-plated Spacer	087891-1	2	
6	Shaft, Blade Guide Roller Zinc-plated	087763-1	1	
7	Bracket Weldment, Idle Side Blade Guide Painted	094681-1	1	
8	Screw, M10x1x40 DIN 913 A2-70 Set Stainless Steel	F81015-2	2	
9	Nut, M10x1-04-ST-A2 ISO 8675 Thin	F81033-10	2	
10	Shaft, Blade Guide Mount Zinc-plated	503588-1	1	
11	<b>SCREW, M10X1X20 DIN 913 SET STAINLESS STEEL</b>	F81015-1	4	
12	<b>NUT, M10x1-04-ST-A2 ISO 8675 THIN</b>	F81033-10	4	

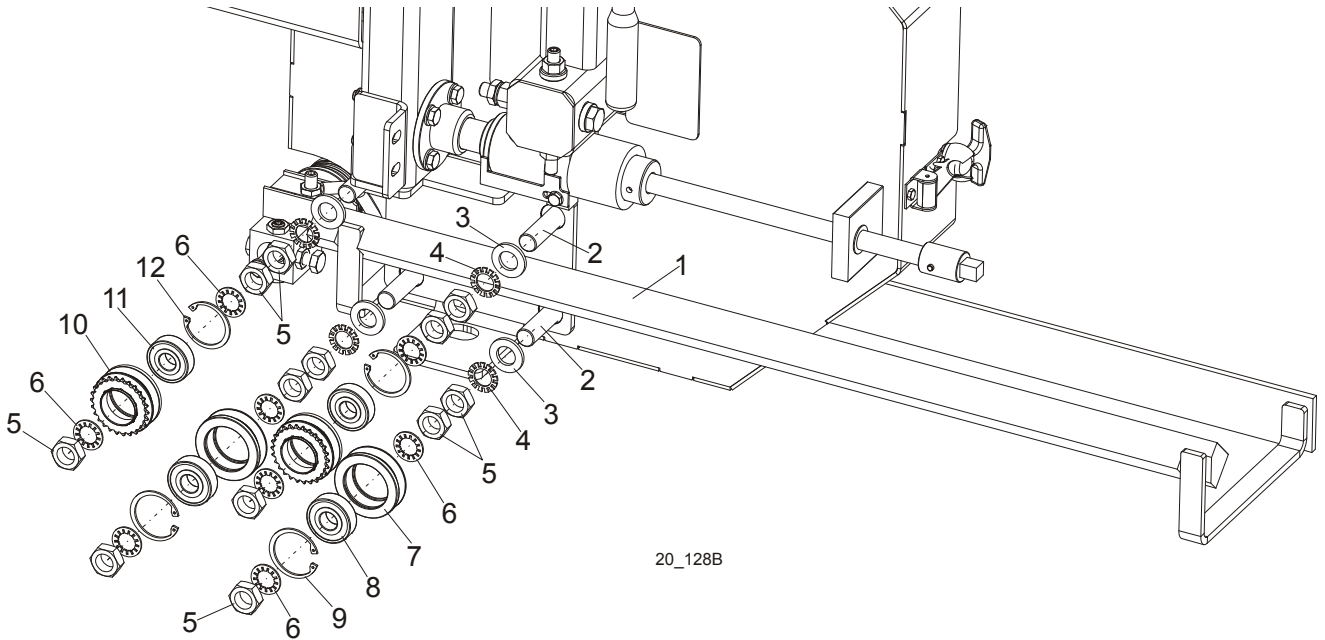
## 2.2 Blade Guide Assembly, Drive Side



REF.	DESCRIPTION (◆ Indicates Parts Available In Assemblies Only)	PART #	QTY.	
	<b>BLADE GUIDE ASSEMBLY, DRIVE SIDE</b>	094682	1	
	Roller, Blade Guide Complete Standard	087887	1	
1	Nut, M12-8 Hex Nylon Zinc Lock	F81034-2	1	
2	Roller, Blade Guide Narrow	087889	1	◆
3	Bearing, 6001 2RSR FAG	087893	2	
4	Ring, W28 Inside Retaining	F81090-9	1	
5	Washer, Zinc-plated Spacer	087891-1	2	
6	Shaft, Blade Guide Roller Zinc-plated	087763-1	1	
7	Bracket Weldment, Blade Guide Painted	094679-1	1	
	Screw Kit, Blade Guide Adjustment w/Nuts (for two blade guide assemblies)	K09942	1	
8	Screw, M10x1x40 DIN 913 A2-70 Set Stainless Steel	F81015-2	2	
9	Nut, M10x1-04-ST-A2 ISO 8675 Thin	F81033-10	2	
10	Shaft, Blade Guide Mount Zinc-plated	503588-1	1	
11	<b>SCREW, M10X1X20 DIN 913 SET STAINLESS STEEL</b>	F81015-1	3	
12	<b>BOLT, M10X1X25 DIN 933 STAINLESS STEEL</b>	F81003-28	1	

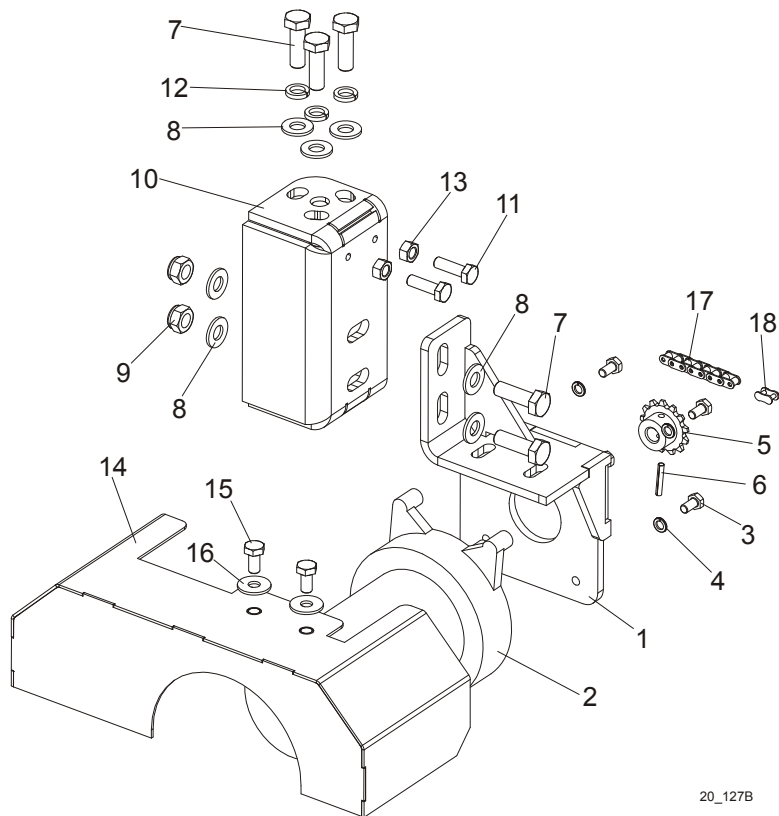
13	NUT, M10x1-04-ST-A2 ISO 8675 THIN	F81033-10	4
----	-----------------------------------	-----------	---

### 2.3 Blade Guide Arm & Rollers



REF.	DESCRIPTION (◆ Indicates Parts Available In Assemblies Only)	PART #	QTY.	
1	<b>BLADE GUIDE ARM WELDMENT</b>	096397-1	1	
2	<b>BOLT, BLADE GUIDE ARM ROLLER CAM</b>	086508-1	4	
3	<b>WASHER, M16,FLAT ZINC</b>	F81058-1	4	
4	<b>WASHER, 5/8" EXTERNAL STAR</b>	F05011-26	4	
5	<b>NUT, 5/8-18 HEX JAM</b>	F05010-11	12	
6	<b>WASHER, 5/8" INTERNAL STAR</b>	F05011-25	8	
	<b>ROLLER ASSY, BLADE GUIDE ARM WITH BEARING</b>	093855	2	
7	Roller, Blade Guide Arm V-Groove	093856-1	1	◆
8	Bearing, 6203 2RSP6-5/8 CX	095087	1	
9	Ring, W40 Retaining	F81090-3	1	
	<b>ROLLER ASSY, BLADE GUIDE ARM DRIVE W/SPROCKET COMPLETE</b>	501496	2	
10	Roller, Blade Guide Arm Drive w/Sprocket	501495-1	1	◆
11	Bearing, 6203-2 RSP6-5/8 CX	095087	1	
12	Ring, W40 Spring Retaining	F81090-3	1	

## 2.4 Blade Guide Arm Drive Assembly

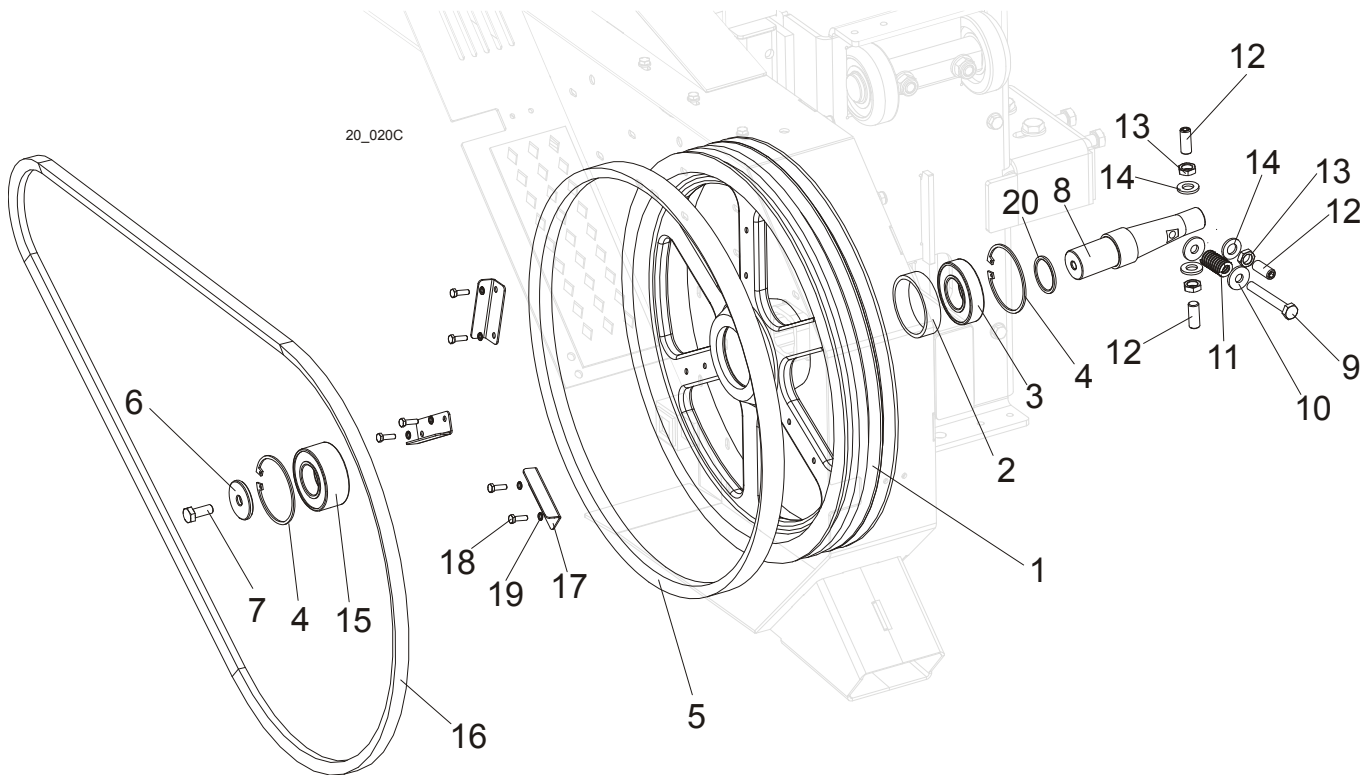


20\_127B

REF.	DESCRIPTION (◆ Indicates Parts Available In Assemblies Only)	PART #	QTY.
	<b>DRIVE ASSEMBLY, BLADE GUIDE ARM</b>	096396	1
1	BRACKET, BLADE GUIDE ARM MOTOR MOUNT	096390-1	1
2	MOTOR, BLADE GUIDE ARM 53:1 GEAR	P09698-1	1
3	SCREW, 10-32X1/2 HH MACHINE	F05004-60	4
4	WASHER, 5.1 SPLIT LOCK	F81052-2	4
5	SPROCKET, 25B13X.3130	P09970	1
6	PIN, 1/8X3/4 ROLL	F05012-6	1
7	BOLT, M8x25-8.8-B HEX HEAD FULL THREAD ZINC	F81002-5	5
8	WASHER, 8.4 FLAT ZINC	F81054-1	7
9	NUT, M8-8-B HEX NYLON ZINC LOCK	F81032-2	2
10	BRACKET, BLADE GUIDE ARM DRIVE	501265-1	1
11	BOLT, M6x20-8.8 HEX HEAD FULL THREAD ZINC	F81001-2	2
12	WASHER, 8.2 SPLIT LOCK	F81054-4	3
13	NUT, M6-8.8 HEX GRADE 5 ZINC	F81031-1	2
14	<b>COVER, LT20 BLADE GUIDE ARM MOTOR</b>	097424-1	1
15	<b>BOLT, M6X12MM HEX HEAD ZINC</b>	F81001-7	2
16	<b>WASHER, 6.5 FLAT ZINC</b>	F81053-11	2
17	<b>CHAIN, 20 1/4IN #25</b>	P09984	1
18	<b>LINK, 25 MASTER</b>	P09983	1

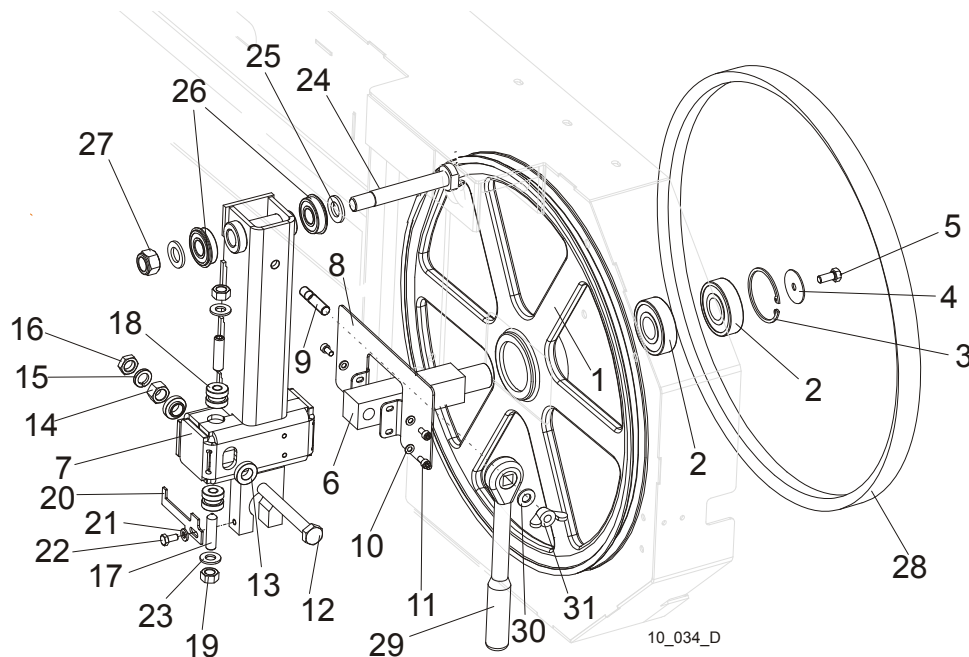
## SECTION 3 BLADE WHEELS & TENSIONER

### 3.1 Blade Wheel Assembly, Drive Side



REF.	DESCRIPTION (◆ Indicates Parts Available In Assemblies Only)	PART #	QTY.
	<b>BLADE WHEEL ASSEMBLY, LT20 DRIVE SIDE</b>	091612	1
1	Wheel, LT20 Drive Side Blade	090646-1	1
2	Bushing, Bearing Spacer	096778	1
3	Bearing, 6207 2RS 35x72x17 FAG	014811	1
4	Ring, W72 Retaining	F81090-4	2
5	Belt, B57 Blade Wheel	P04185-2	1
6	Washer, Drive Side Blade Wheel	092006	1
7	Bolt, M10x25-8.8 Hex Head Full Thread Zinc	F81003-11	1
8	Shaft, LT15/20 Drive Side Blade Wheel	093850	1
9	Bolt, M10X65-8.8-B Hex Head Zinc	F81003-67	1
10	Washer, Zinc	098813-1	2
11	Spring, 19x38 Compression	034430	1
12	Screw, M12x1,25x30 DIN913 Set	F81016-1	4
13	Washer, 13 Flat Zinc	F81056-1	4
14	Nut, M12x1,25 DIN439 Thin Stainless Steel	F81034-9	4
15	Bearing, 3207B, 2RSR. TVH FAQ	092005	1
16	Drive Belt, 2BX81, AC Sawmills (E11, E15) Drive Belt, 2BX84, DC Sawmills (D17, D22 & G25)	014819-2 (AC) 088110 (DC)	1 2
17	Wing	097808-1	3
18	Bolt, M6x20mm, HH, Full Thread, Zinc	F81001-2	6
19	Washer, M6 Split Lock Zinc	F81053-3	6
20	Washer, φ35 Special	091851	1

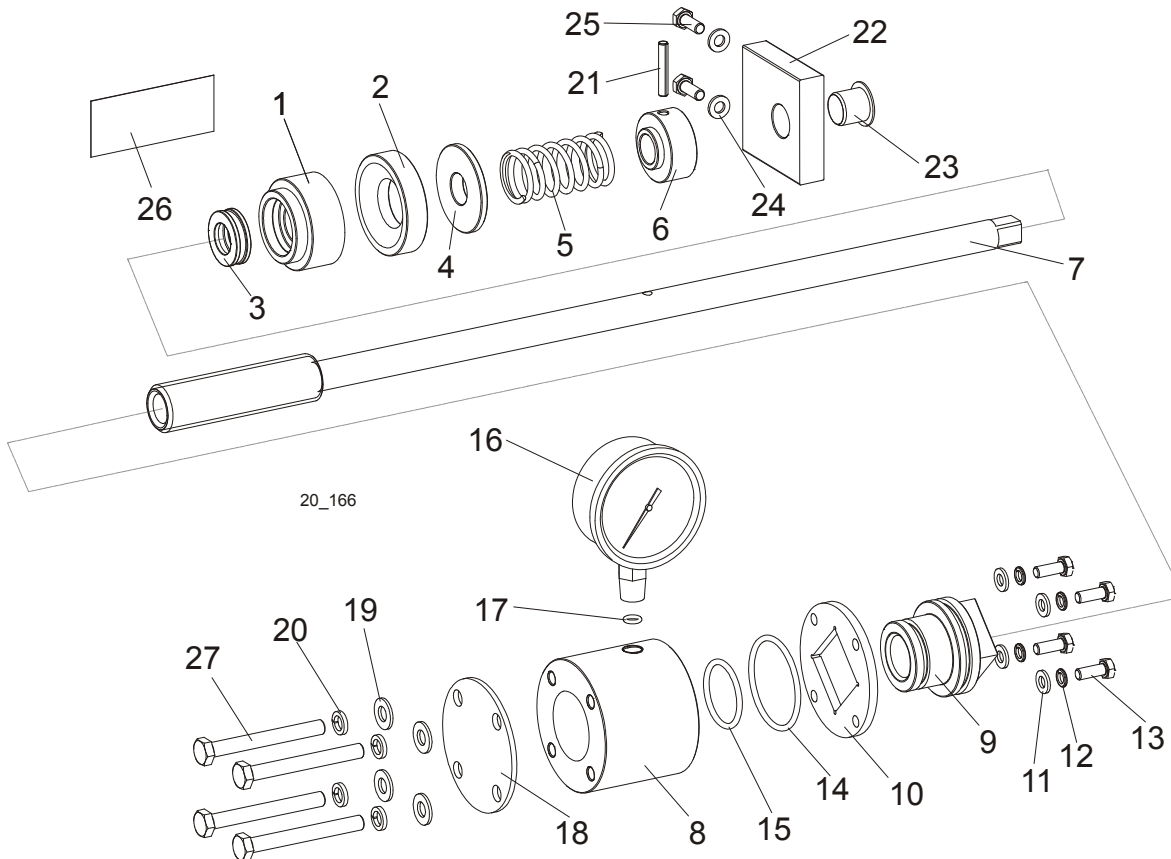
## 3.2 Blade Wheel Assembly, Idle Side



REF.	DESCRIPTION (◆ Indicates Parts Available In Assemblies Only)	PART #	QTY.
	<b>WHEEL ASSEMBLY, IDLE SIDE BLADE</b>	<b>A08218</b>	<b>1</b>
1	WHEEL ASSEMBLY, 18.62" BLADE IDLE SIDE	P08125	1
2	BEARING, 6305 2RS NSK IDLE SIDE WHEEL	P08066	2
3	RING, 2 7/16" INSIDE RETAINING	F04254-21	1
	<b>HOUSING, LT10 &amp; LT15 IDLER SHAFT, COMPLETE</b>	<b>100180</b>	<b>1</b>
4	WASHER, IDLE SIDE WHEEL RETAINING	093854-1	1
5	BOLT, M8X25-8.8-B HEX HEAD FULL THREAD ZINC	F81002-5	1
6	SHAFT, IDLE SIDE BLADE WHEEL (METRIC)	096045	1
	<b>HOUSING, IDLER SHAFT COMPLETE</b>	<b>508145</b>	<b>1</b>
7	HOUSING, IDLER SHAFT WELDED/PAINTED	508144-1	1
8	COVER, HOUSING, IDLER SHAFT COMPLETE PAINTED	508128-1	1
9	BOLT M10X35-8.8	F81003-9	1
10	WASHER, 5.3 FLAT ZINC	F81052-1	3
11	SCREW, M5x10 DIN912 A2-70 HEX SOCKET HEAD	F81000-23	3
12	BOLT, M12X1,25X100-8.8 HEX HEAD FULL THREAD ZINC	F81004-41	1
13	WASHER, FLANGED ZINC-PLATED	086769-1	2
14	NUT, M12X1,25 -8 HEX ZINC	F81034-8	1
15	WASHER, 12.2 SPLIT LOCK ZINC	F81056-2	1
16	NUT, M12x1.25 DIN439 THIN STAINLESS STEEL	F81034-5	1
17	SCREW, M10X40-45H CONE POINT HEX SOCKET	F81003-61	2
18	BUSHING, M10 IDLER SHAFT HOUSING	086987	2
19	NUT, M10-8-B HEX HEAD ZINC	F81033-3	2
20	INDICATOR, LT15/LT20 PTD BLADE TENSION	092467-1	1
21	WASHER, 6.4 FLAT ZINC	F81053-1	1
22	BOLT, M6x12-8.8 HEX HEAD FULL THREAD ZIN	F81001-7	1
23	WASHER, 10.5 FLAT ZINC	F81055-1	2
24	<b>PIN, IDLER ARM MOUNT</b>	086404	1

25	WASHER, 17 FLAT ZINC	F81058-1	2	
26	BEARING, 6203-2RS NR NSK W/SNAP RING	086395	2	
27	NUT, M16-8 HEX NYLON ZINC LOCK	F81036-2	1	
28	V-BELT, B57	P04185-2	1	
29	WRENCH, LT20 BLADE TENSION	091620	1	
30	WASHER, 10.5 FLAT ZINC	F81055-1	1	
31	NUT WING M10	F81033-8	1	

### 3.3 Blade Tensioner Assembly




REF.	DESCRIPTION (◆ Indicates Parts Available In Assemblies Only)	PART #	QTY.	
	<b>COMPLETE BLADE TENSIONER</b>	<b>510640</b>	<b>1</b>	
1	HOUSING, BALL THRUST BEARING	510635	1	
2	SOCKET, BEARING HOUSING	510634-1	1	
3	BEARING, 51103. BALL THRUST	086675	1	
4	WASHER	510633-1	1	
5	SPRING, n3mm	088992	1	
6	BUSHING, BLADE TENSIONER SCREW	510636-1	1	
7	SCREW, BLADE TENSIONER ZINC-PLATED	510650-1	1	
	<b>CYLINDER ASSEMBLY</b>	<b>510641</b>	<b>1</b>	
8	CYLINDER	510637-1	1	
9	PISTON	510638	1	
10	PLATE, CYLINDER	510490-1	1	
11	WASHER, 6.4 FLAT ZINC	F81053-1	4	
12	WASHER, Z 6.1 SPLIT LOCK ZINC	F81053-3	4	

13	BOLT, M6x16-8.8 HEX HEAD FULL THREAD ZINC	F81001-15	4	
14	O-RING, 46.2x3	510646	1	
15	O-RING, 32.2x3	510647	1	
16	GAUGE, 3000psi/200 bar OIL PRESSURE	505176	1	
17	O-RING, 6.2x2	510648	1	
18	PLATE, CYLINDER COVER	510642-1	1	
19	WASHER, 8.4 FLAT ZINC	F81054-1	4	
20	WASHER, 8.2 SPLIT LOCK ZINC	F81054-4	4	
21	PIN, 5x30 ROLL ZINC	F81044-21	1	
22	BLOCK, TENSIONER HANDLE MOUNT	096730	1	
23	BUSHING, GFM-1618-17	089589	1	
24	WASHER, 6.4 FLAT ZINC	F81053-1	2	
25	BOLT, M6x16-8.8 HEX HEAD FULL THREAD ZINC	F81001-15	2	
26	DECAL, PRESSURE VALUES	510643	1	
27	BOLT, M8x70-8.8 HEX HEAD ZINC	F81002-71	4	



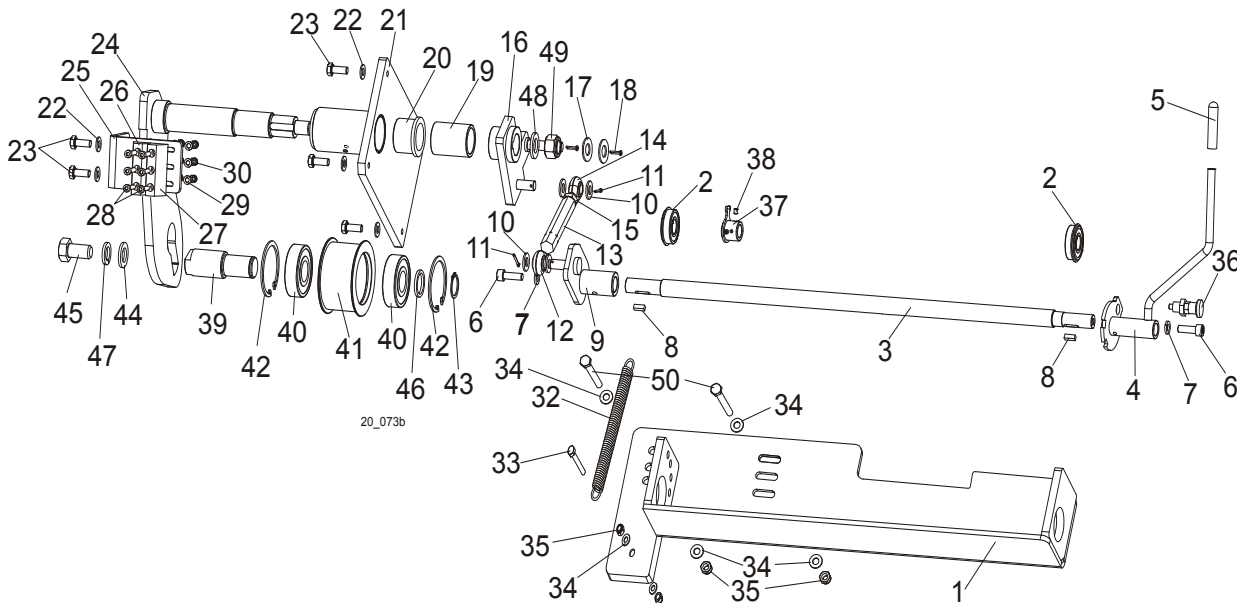
## SECTION 4 SAW HEAD

### 4.1 Middle Throat Screw



REF.	DESCRIPTION (◆ Indicates Parts Available In Assemblies Only)	PART #	QTY.
1	SCREW, M10 X 40-45H HEX SOCKET SET CONE POINT ZINC	F81003-61	1
2	NUT, M10-8-B ZINC HEX	F81033-6	2
3	WASHER, 10.5 ZINC FLAT	F81055-1	2
4	BRACKET, DRIVE BELT SUPPORT, UPPER	092668-1	1
5	BOLT, M8X20-5.8 HEX HEAD FULL THREAD ZINC	F81002-1	2
6	WASHER, 8.4 ZINC FLAT	F81054-1	2

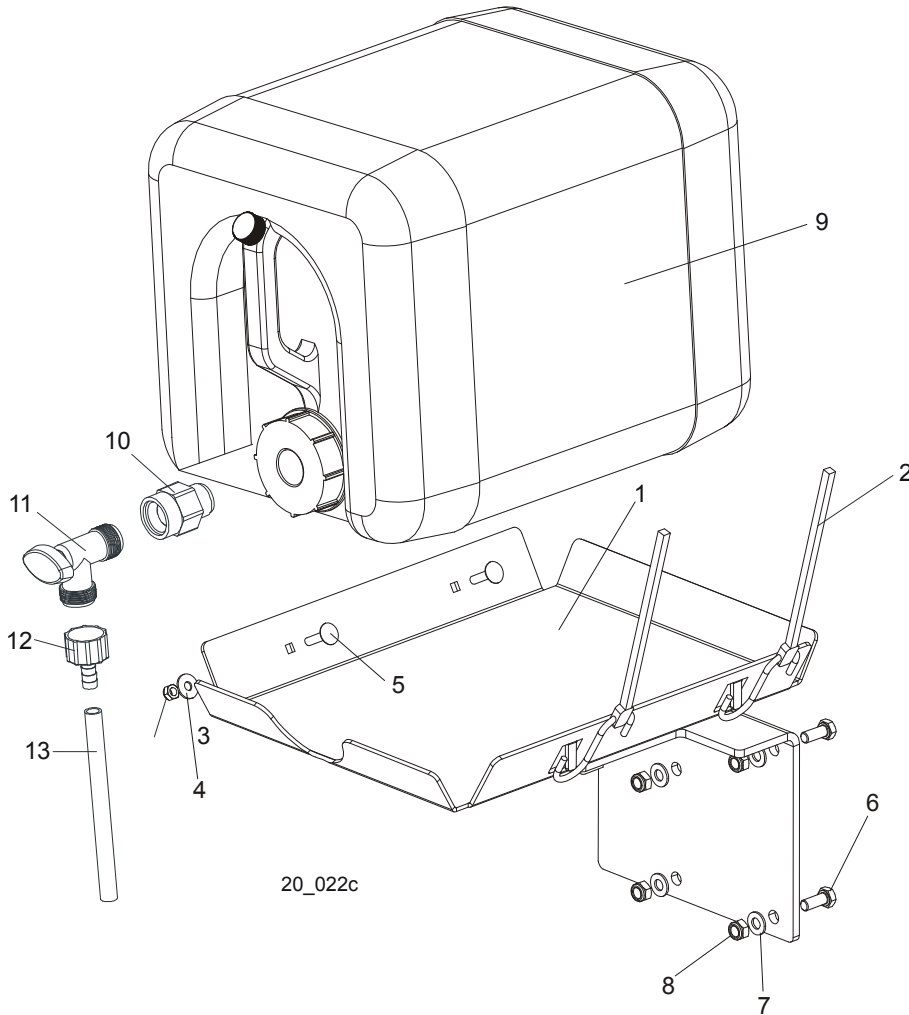
### 4.2 Drive Belt Tensioner, DC Sawmills



REF.	DESCRIPTION (◆ Indicates Parts Available In Assemblies Only)	PART #	QTY.
	<b>BELT TENSIONER, LT20 COMPLETE, D22</b>	<b>098456</b>	<b>1</b>
	<b>BELT TENSIONER, LT20 COMPLETE, G25</b>	<b>097842</b>	<b>1</b>
1	Mount Weldment, Belt Tensioner Ptd	091169-1	1
2	Bearing, 6203-2RS NR NSK w/Ring	086395	2
3	Rod, LT20 Belt Tensioner Ptd	091176-1	1
4	Handle Weldment, Accelerate/Brake, Ptd	097837-1	1

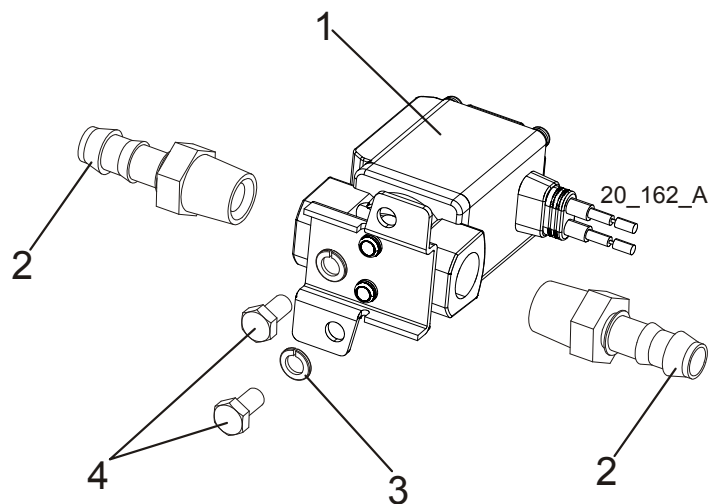
5	Grip, Handle 1/2" ID x 3" Long	014835	1	
6	Screw, M8x25 -8.8 Hex Socket Head Cap Zinc	F81002-21	2	
7	Washer, 8.2 Split Lock Zinc	F81054-4	2	
8	Key, B 5x5.1x14 Parallel	087365	2	
9	Bracket, Belt Tensioner Pivot	091245-1	1	
10	Washer, 10.5 Zinc Flat	F81055-1	4	
11	Pin, 2.5x20 Zinc Cotter	F81043-1	2	
12	Rod End, 7/16-20 Right-Hand Male	P11579	1	
13	Turnbuckle, Clutch/Brake	S11577	1	
14	Rod End, 7/16-20 Left-Hand Male	P11578	1	
15	Nut, 7/16-20 Zinc	F05010-38	1	
16	Arm Weldment, Belt Tensioner Ptd	091172-1	1	
17	Washer, 17 Zinc Flat	F81058-1	2	
18	Pin, 2.5x20 Zinc Cotter	F81043-1	2	
19	Bushing, Spacer Ptd	091351-1	1	
20	Bushing, MFM-3240-30 (IGUS)	088461	2	
21	Mount Weldment, Tensioner Shaft Ptd	091112-1	1	
22	Washer, 8.4 Zinc Flat	F81054-1	6	
23	Bolt, M8x20-5.8 Hex Head Full Thread Zinc	F81002-1	6	
24	Shaft Weldment, Belt Tensioner Ptd	097828-1	1	
25	Bracket, Brake Block Mount Ptd	091248-1	1	
26	Block, F9150 123 Belt Tensioner Brake	087648	1	
27	Block, F9150 123 Belt Tensioner Brake	087648	1	
28	Screw, M5x25-8.8 Hex Socket Head Cap Zinc	F81000-7	6	
29	Washer, 5.3 Zinc Flat	F81052-1	6	
30	Nut, M5-8 Zinc DIN 985	F81030-2	6	
31	Screw, M8x25-8.8 Hex Socket Head Cap Zinc	F81002-21	1	
32	Spring, Hydraulic Log Turner	P09136	1	
33	Bolt, M8x45-8.8 Hex Head Zinc	F81002-17	1	
34	Washer, 8.4 Zinc Flat	F81054-1	6	
35	Nut, M8-8-B Hex Nylon Zinc Lock	F81032-2	3	
36	Pin, Detent	089939	1	
37	Tension Member, (G25 Engine Only) Ptd	092535-1	1	
38	Set Screw M6x8	F81013-1	2	
	<b>Roller, Tension Complete</b>	<b>509902</b>	<b>1</b>	
39	Axle, Belt Tension Wheel Zinc	509901-1	1	
40	Bearing Wheel, Idle Side 6305 2RS NSK.	P08066	2	
41	Wheel, LT15 Belt Tension Zinc	087671-1	1	
42	Ring, 62W Inside Spring Retaining	F81090-1	2	
43	Ring, 25Z Outside Retaining	F81090-22	1	
44	Washer, 17 Flat Zinc	F81058-1	1	
45	BOLT M16x30-8.8-Fe	F81006-36	1	
46	WASHER, DRIVE ASSY, ZINC	500863-1	1	
47	WASHER, 16.3 SPLIT LOCK ZINC	F81058-2	1	
48	Washer, 17 Flat Zinc	F81058-1	1	
49	Nut, M16-8 Hex Nylon Zinc Lock	F81036-2	1	
50	BOLT, M8 X 75 8.8 Fe/Zn5, PN-M/82101	F81002-91	2	

### 4.3 Water Lube Assembly



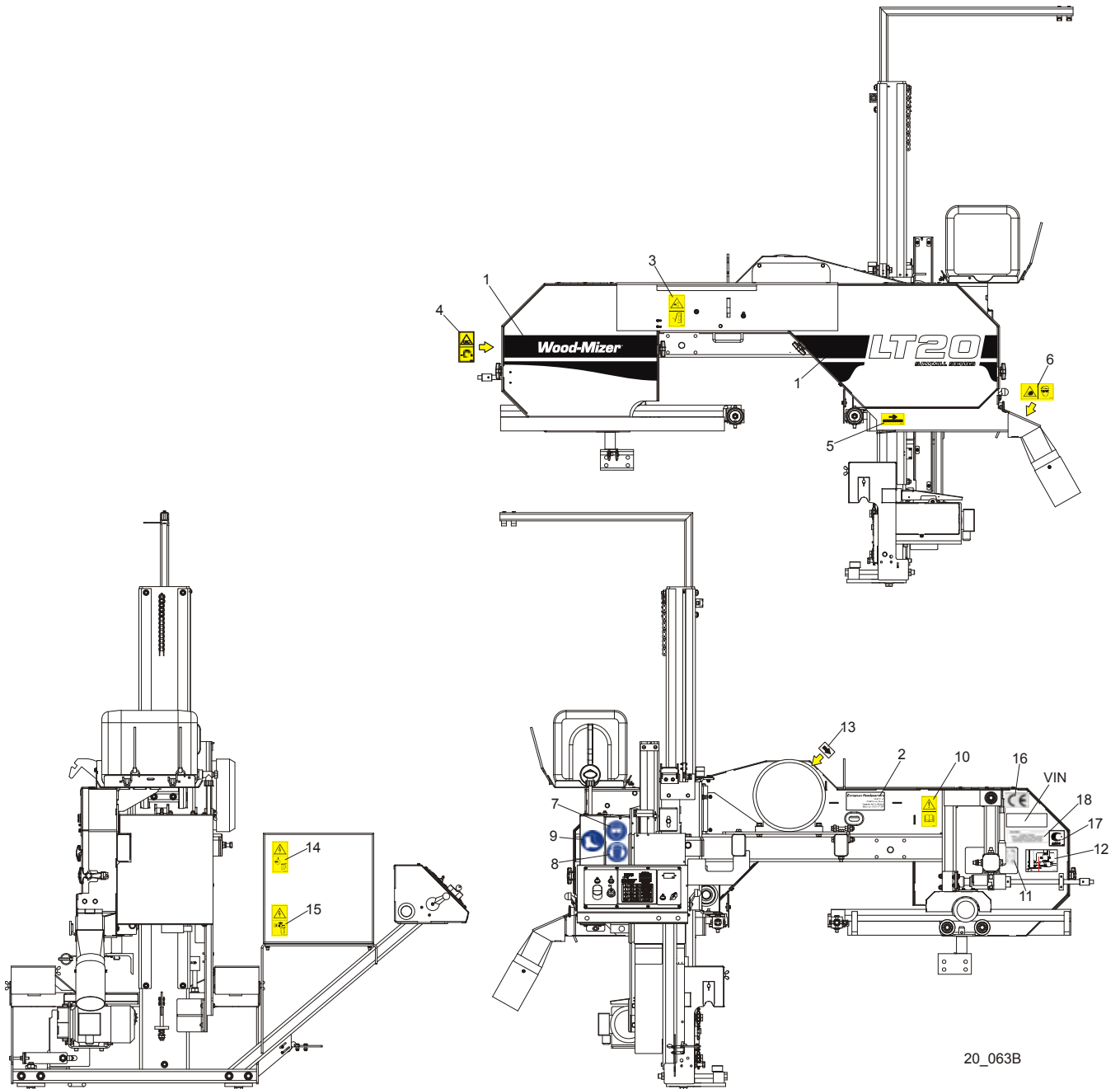
REF.	DESCRIPTION (◆ Indicates Parts Available In Assemblies Only)	PART #	QTY.	
	<b>BOTTLE KIT, LT20 WATER LUBE</b>	091036	1	
1	Tray Weldment, LT20 Water Lube	091033-1	1	
2	Strap, 20" Rubber	P11668	2	
3	Nut, M6-8-B Hex Nylon Zinc Lock	F81031-2	2	
4	Washer, 6.5 Zinc Flat	F81053-11	2	
5	Bolt, M6x25-8.8 Carriage Head Zinc	F81001-20	2	
6	Bolt, M8x20-8.8 Hex Head Full Thread Zinc	F81002-1	2	
7	Washer, 8.4 Zinc Flat	F81054-1	2	
8	Nut, M8-8-B Hex Nylon Zinc Lock	F81032-2	2	
9	Bottle, 5-gallon Water	014637	1	
10	Fitting, 3/4FPT x 3/4MPT	014636	1	
11	Fitting, Water Lube Shutoff Valve	014100	1	
12	Fitting, 5/8" NPT to 3/8" Hose Barb	014113	1	
13	Tubing, Water Lube	R01885	2.1 m	

### 4.4 Blade Lube System



REF.	DESCRIPTION (◆ Indicates Parts Available In Assemblies Only)	PART #	QTY.
	<b>KIT, LT20AC BLADE LUBE SYSTEM</b>	503517	1
1	SOLENOID, WATER LUBE	509113	1
2	FITTING, 3/8 BARB 1/4NPT MALE, NYLON	P04682	2
3	WASHER, M5 SPLIT LOCK	F81052-2	2
4	SCREW, 10-32X1/2 HH MACHINE	F05004-60	2
	CONNECTOR, 16-14GA FI BUTT	F04875-1	2
	CONDUIT, 1/2IN EXPANDABLE BLACK	R02374	1m
	<b>KIT, LT20DC BLADE LUBE SYSTEM</b>	503518	1
1	SOLENOID, WATER LUBE	509113	1
2	FITTING, 3/8 BARB 1/4NPT MALE, NYLON	P04682	2
	CONDUIT, 1/2IN EXPANDABLE BLACK	R02374	1m

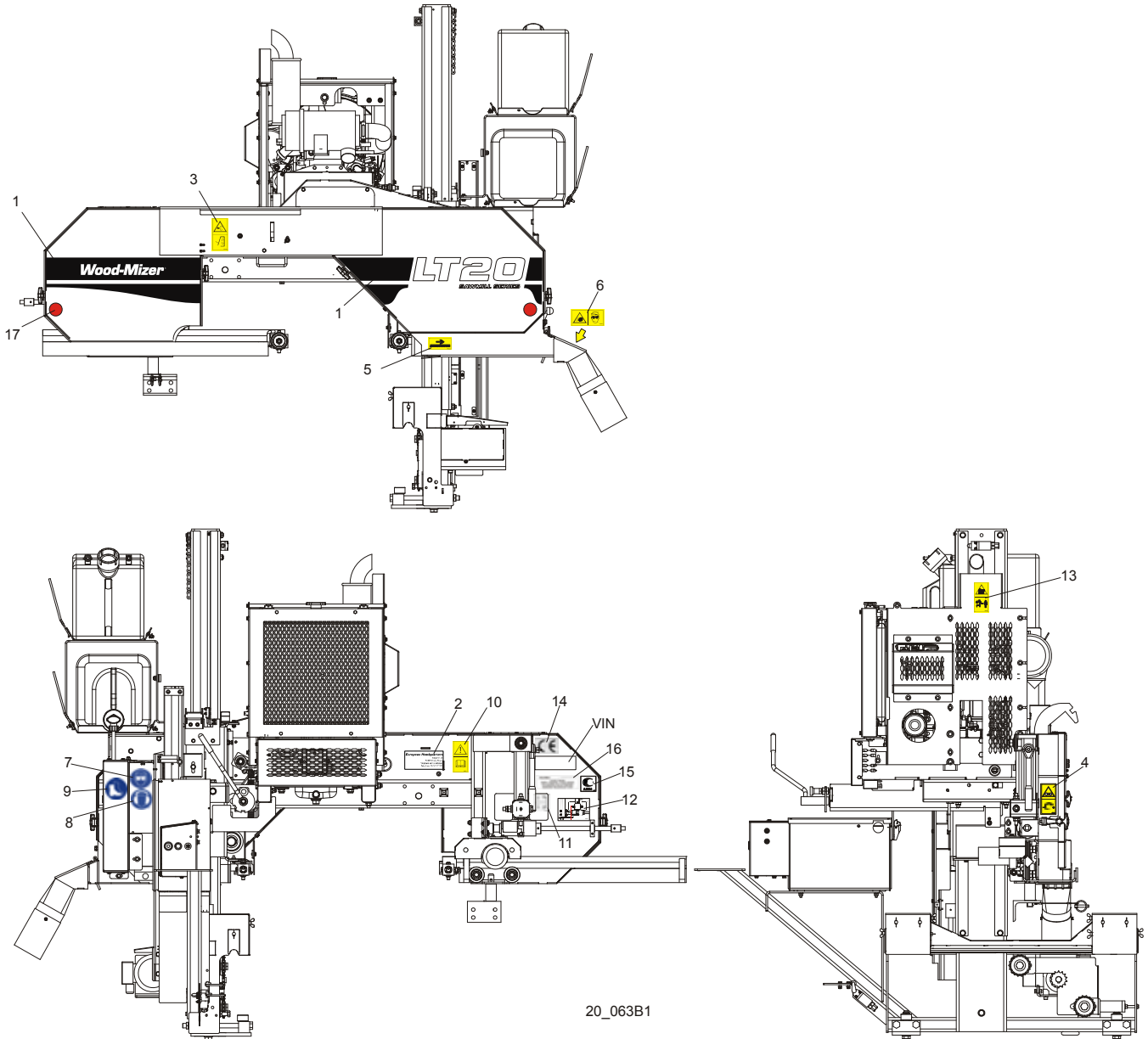
## 4.5 LT20AC Saw Head Decals



REF.	DESCRIPTION (◆ Indicates Parts Available In Assemblies Only)	PART #	QTY.
1	DECAL, LT20 SERIES SAWMILL	092762	1
	PICTOGRAPHIC DECAL KIT, LT20AC	099509	1
2	DECAL, EUROPEAN HEADQUARTERS ADDRESS	015841	1
3	DECAL, SAWMILL COVERS CAUTION	099220	1
4	DECAL, BLADE TENSION (PICTOGRAM)	099219	1
5	DECAL, BLADE MOVEMENT DIRECTION (PICTOGRAM)	096321	1
6	DECAL, SAWDUST CHUTE WARNING (PICTOGRAM)	099222	1
7	DECAL, EYE PROTECTION WARNING (PICTOGRAM)	S12004G	1

8	DECAL, EAR PROTECTION WARNING (PICTOGRAM)	S12005G	1	
9	DECAL, USE SAFETY BOOTS (PICTOGRAM)	501465	1	
10	DECAL, READ OPERATOR'S MANUAL (PICTOGRAM)	096317	1	
11	DECAL, BLADE ALIGNMENT	P11789	1	
12	DECAL, BLADE TENSION INDICATOR ADJUSTMENT	092597	1	
13	DECAL, MOTOR ROTATION DIRECTION	S20097	1	
14	DECAL, HIGH VOLTAGE INSIDE THE ELECTRIC BOX (PICTOGRAM)	096316	2	
15	DECAL, REMOVE THE PLUG BEFORE OPENING THE BOX (PICTOGRAM)	096319	2	
16	DECAL, CE CERTIFIED SAWMILL	P85070	2	
17	DECAL, RUSSIAN SAFETY CERTIFICATION	099401	1	
18	DECAL, INTERNATIONAL SAWMILL NAME	501466	1	
	DECAL, BLADE SETTING	P85066	1	
	DECAL, KEEP AWAY DANGER, PICTOGRAM	099221	1	
	DECAL, MAX. OIL PRESSURE, PICTOGRAM	099524	1	

### 4.6 LT20DC Saw Head Decals

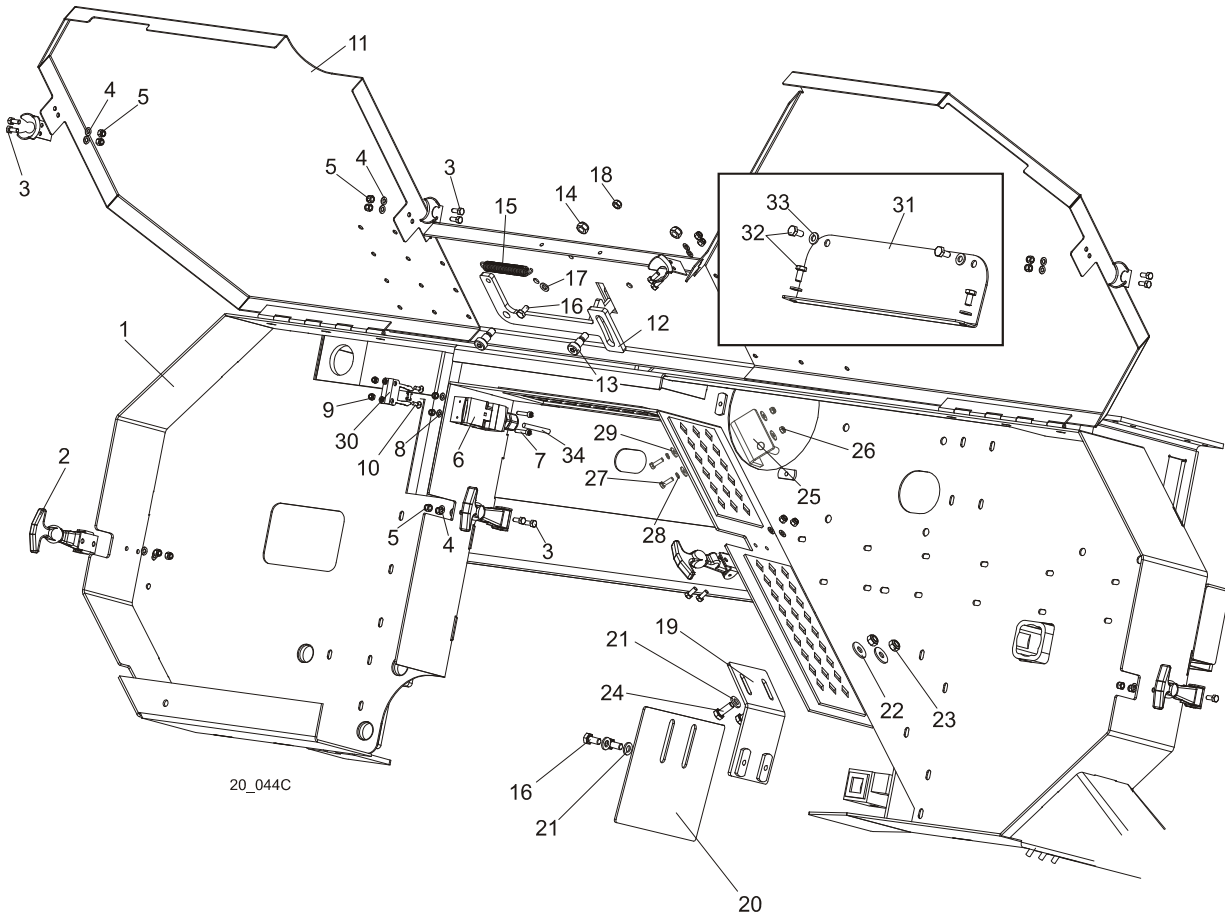


REF.	DESCRIPTION (◆ Indicates Parts Available In Assemblies Only)	PART #	QTY.
1	DECAL, LT20 SERIES SAWMILL	092762	1
	PICTOGRAPHIC DECAL KIT, LT20DC	099510	1
2	DECAL, EUROPEAN HEADQUARTERS ADDRESS	015841	1
3	DECAL, SAWMILL COVERS CAUTION	099220	1
4	DECAL, BLADE TENSION (PICTOGRAM)	099219	1
5	DECAL, BLADE MOVEMENT DIRECTION (PICTOGRAM)	096321	1
6	DECAL, SAWDUST CHUTE WARNING (PICTOGRAM)	099222	1
7	DECAL, EYE PROTECTION WARNING (PICTOGRAM)	S12004G	1
8	DECAL, EAR PROTECTION WARNING (PICTOGRAM)	S12005G	1
9	DECAL, USE SAFETY BOOTS (PICTOGRAM)	501465	1

10	DECAL, READ OPERATOR'S MANUAL (PICTOGRAM)	096317	1	
11	DECAL, BLADE ALIGNMENT	P11789	1	
12	DECAL, BLADE TENSION INDICATOR ADJUSTMENT	092597	1	
13	DECAL, KEEP AWAY - HOT PARTS (PICTOGRAM)	086099	1	
14	DECAL, CE CERTIFIED SAWMILL	P85070	2	
15	DECAL, RUSSIAN SAFETY CERTIFICATION	099401	1	
16	DECAL, INTERNATIONAL SAWMILL NAME	501466	1	
	DECAL, BLADE SETTING	P85066	1	
	DECAL, KEEP AWAY DANGER, PICTOGRAM	099221	1	
	DECAL, MAX. OIL PRESSURE, PICTOGRAM	099524	1	
17	<b>REFLECTOR, 2 DIA RED (MOBILE SAWMILLS ONLY)</b>	P07452	1	



### 4.7 Blade Housing Cover

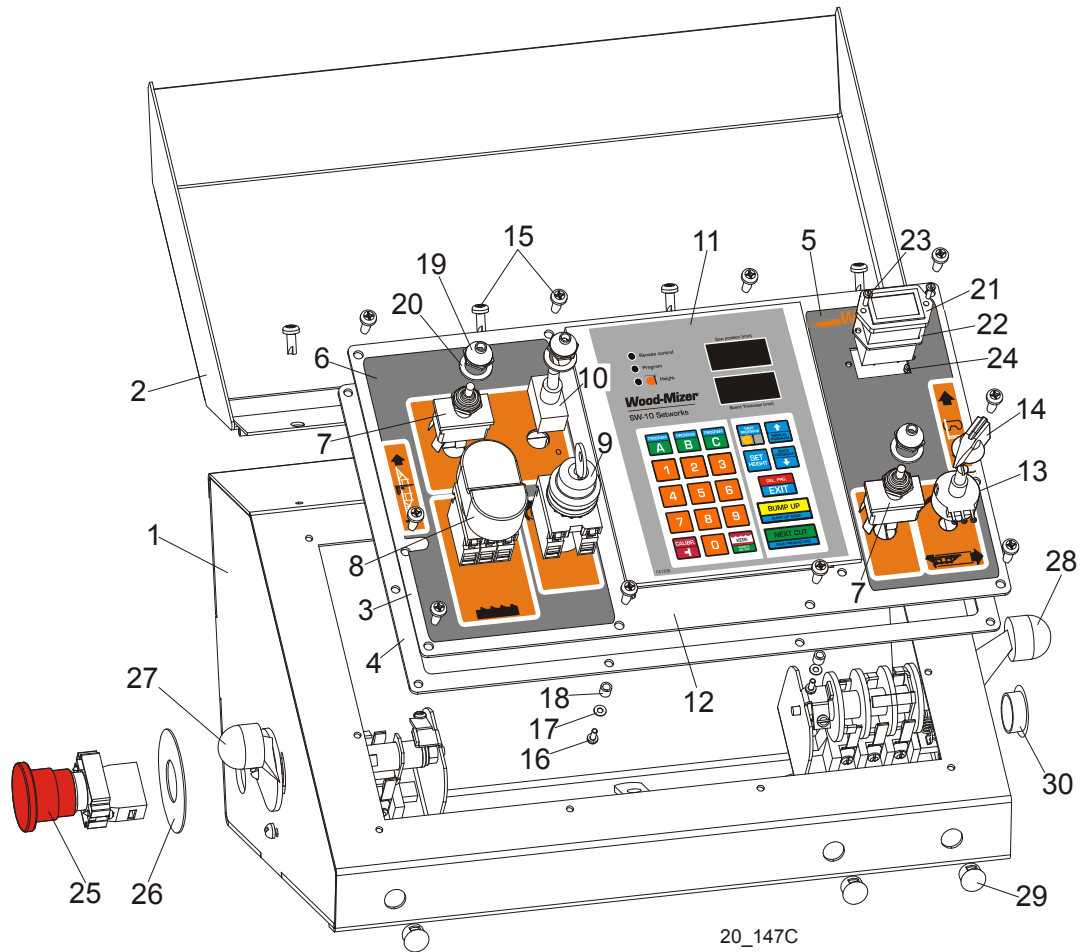


20\_044C

REF.	DESCRIPTION (◆ Indicates Parts Available In Assemblies Only)	PART #	QTY.
1	SAW HEAD WELDMENT, LT20	090567	1
2	LATCH, FLEXIBLE DRAW	014829	4
3	BOLT, M5 X 12-5.8 HEX HEAD FULL THREAD ZINC	F81000-5	16
4	WASHER, 5.3 ZINC FLAT	F81052-1	16
5	NUT, M5-8 HEX NYLON ZINC LOCK	F81030-2	16
6	SWITCH, AZ17-11ZRK SAFETY KEY	094232	1
7	SCREW, M4 X 35 8.8 HEX SOCKET HEAD CAP ZINC	F81011-34	2
8	WASHER, 4.3 ZINC FLAT	F81051-2	4
9	NUT, M4-B HEX NYLON ZINC LOCK	F81029-1	4
10	SCREW, M4 X 12 5.8-B SLOTTED COUNTERSUNK HEAD ZINC	F81011-43	2
11	COVER WELDMENT, LT20 BLADE HOUSING PTD	096776-1	1
12	PAWL, LOCKING PTD	090643-1	1
13	SCREW, 10/M8 X 12-12.9 ISO-7379 SOCKET HEAD SHOULDER	F81003-62	2
14	NUT, M8-8-B HEX NYLON ZINC LOCK	F81032-2	2
15	SPRING, 1,6x12x38 EXTENSION	092208	1
16	BOLT, M6 X 12-8.8 HEX HEAD FULL THREAD ZINC	F81001-7	3
17	WASHER, 6.4 ZINC FLAT	F81053-1	1

18	NUT, M6-8-B HEX NYLON ZINC LOCK	F81031-2	1	
19	BRACKET, BLADE GUIDE ROLLER GUARD PAINTED	092378-1	1	
20	GUARD, BLADE GUIDE ROLLER PAINTED	092379-1	1	
21	WASHER, 6.4 ZINC FLAT	F81053-1	4	
22	WASHER, 6.5 ZINC FLAT	F81053-11	2	
23	NUT, M6-8-B HEX NYLON ZINC LOCK	F81031-2	2	
24	BOLT, M6X16 8.8 HEX HEAD FULL THREAD ZINC	F81001-15	2	
25	BRACKET WLDMT, PTD DRIVE BELT SUPPORT	092636-1	1	
26	NUT, M6-8-B HEX NYLON ZINC LOCK	F81031-2	2	
27	BOLT, M6 X 20-8.8 HEX HEAD FULL THREAD ZINC	F81001-2	2	
28	WASHER 6,1 FE/ZN9 PN/M-82008	F81053-3	2	
29	WASHER, 6.5 ZINC FLAT	F81053-11	4	
30	KEY, AZ17/170-B5 SAFETY SWITCH	094422	1	
31	COVER, SAW HEAD MOUNT	096788-1	1	
32	BOLT, M6X12MM HEX HEAD ZINC	F81001-7	4	
33	WASHER, M6 FLAT ZINC	F81053-1	4	
34	CABLE, OLFLEX 400P 2X1	R80583-5	3m (DC) 5m (AC)	

### 4.8 Control Box (AC Sawmills)

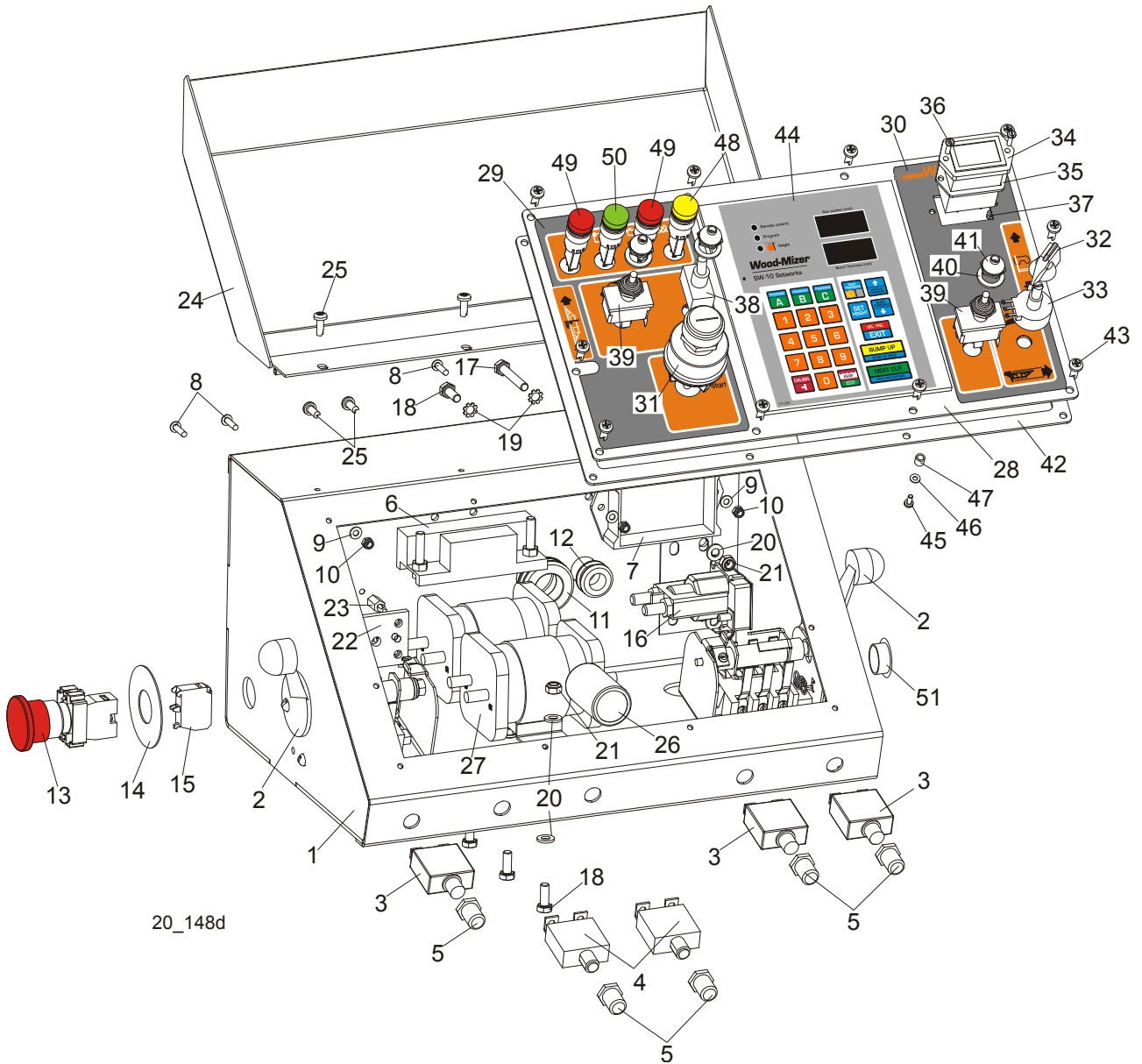


20\_147C

REF.	DESCRIPTION (◆ Indicates Parts Available In Assemblies Only)	PART #	QTY.
	<b>CONTROL BOX ASSEMBLY, LT20 AC COMPLETE</b>	097136	1
1	Box Weldment, LT20 AC Control	097134-1	1
2	Cover Control Box, LT20	097135-1	1
3	Panel, LT20AC Front Control Complete	097131	1
4	Gasket, LT20 Control Box	097132	1
5	Decal, LT20AC/DC Control Box Right	099593	1
6	Decal, LT20AC Control Box Left	099594	1
7	Switch, DPDT Toggle 21A Rev Mom Spade	024200	2
8	Button, 24V Start/Stop	090452	1
	Membrane M22-T-DD	090462	1
9	Switch, M22 3-position Key	091361	1
	Contact, M22 - K10	091362	2
10	Switch, SPST ON/OFF 15A .25 Tabs Toggle	P03027	1
11	Controller, SW-10 Setworks	500628	1
12	Panel, LT20/40AC Front Control	100572-1	1
13	Potentiometer, 1K Feed Rate	E20519	1
14	Knob, Speed Control	P06257	1
15	Bolt, #10-24x1/2 Ph Pan Hd, Type 23	F05015-17	14

16	Screw, M3x8 -4.8- Fe/Zn5 PN-M/82202	F81000-83	6	
17	Washer, 3.2 Fe/Zn5 PN-M/82005	F81050-2	6	
18	Tube, 6mm 4.2 long	R80671-4	6	
19	Boot, Toggle Switch	P02575	3	
20	Washer, 1/2x3/4x1/16 Nylon	P05251-1	3	
21	Meter, Hour	093166	1	
22	Gasket, Hour Meter	093346	1	
23	Bolt, M3x12-8.8 Zinc	F81000-12	2	
24	Nut, M3-6 Hex Nylon Zinc Lock	F81028-2	2	
25	Button, XB4 BS542 Emergency Stop	086556	1	
26	Washer, Emergency Stop Switch	086561	1	
27	Switch, 1992GS Pwr/Feed (Service Package)	E20438	1	
28	Switch, 1992 Up/Down (Service Package)	E20440	1	
29	Cap, DP 812 Heyman 12.7 Dia. Hole	086773	3	
30	Cap, SR1086 22.2 Dia. Hole	093544	1	

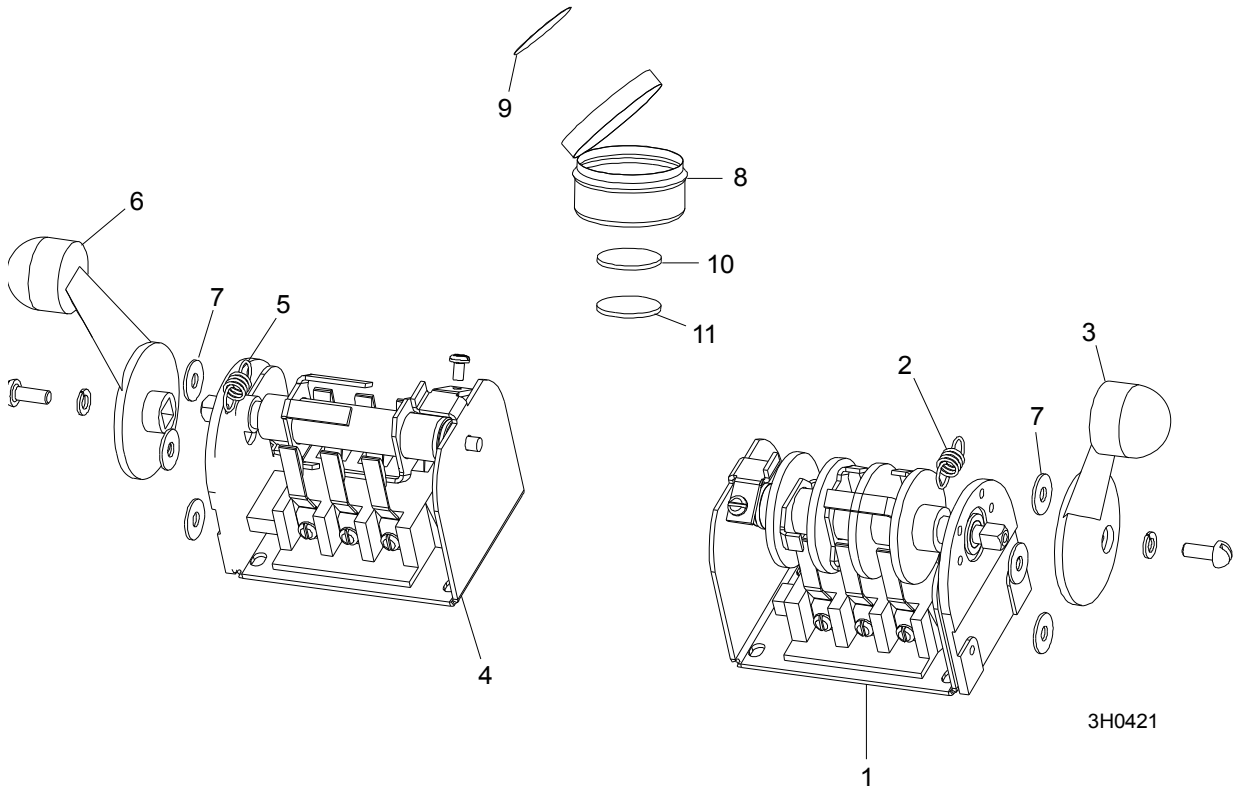
### 4.9 Control Box (DC Sawmills)



REF.	DESCRIPTION (◆ Indicates Parts Available In Assemblies Only)	PART #	QTY.
	<b>CONTROL BOX ASSEMBLY, LT20 DC DIESEL COMPLETE</b>	097167	1
1	Box Weldment, LT20 DC	097165-1	1
2	Switch, 1992GS Pwr/Feed (Service Package)	E20438	2
3	Breaker, 50A Manual Reset Panel Mount	021256	3
4	BREAKER, 10A MANUAL RESET PANEL MOUNT	505374	2
5	Boot, Circuit Breaker	021253	5
6	Module Assy, Mosfet 4x 92-96 P/F	024540	1
7	Control Module Assy, P/F SMT Service '97	024396	1
8	Screw M4x16 5,8-B Zinc Lock	F81011-42	4
9	Washer, 4.3 Flat Zinc	F81051-2	4
10	Nut, M4-B Hex Nylon Zinc Lock	F81029-1	4

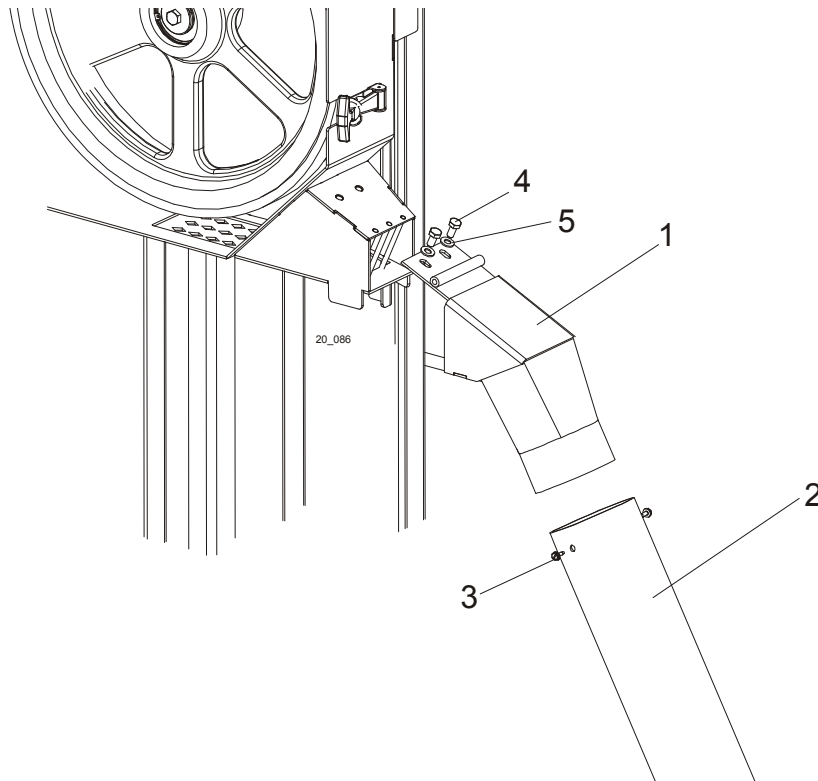
11	Grommet, 22mm Rubber	087400	1	
12	Grommet, 20/13 Rubber	086188	1	
13	Button, XB4 BS542 Emergency Stop	086556	1	
14	Washer, ZBY9330 Emergency Stop Button	086561	1	
15	Contact, ZBE102	086810	1	
16	Solenoid, 120-943 Hyd Shut-Off	P10449	1	
17	Bolt, M6x40mm, Hex Head, Full Thrd, Zinc	F81001-5	1	
18	Bolt, M6x16mm, Hex Head, Full Thrd, Zinc	F81001-15	6	
19	Washer, M6 Star Lock Zinc	F81053-2	2	
20	Washer, M6 Flat Zinc	F81053-1	8	
21	Nut, M6 Hex Nylon Lock Zinc	F81031-2	5	
22	Radiator, Diode	091867	1	
23	Spacer, P3/12	R80671-2	4	
24	Cover Weldment, LT20 Complete	097135-1	1	
25	Bolt, #10-24x1/2 Ph Pan Hd, Type 23	F05015-17	6	
26	Capacitor, 10000/63V Elektrolytic	091166	1	
27	Solenoid, 200A 12V DPST	015417	2	
	Panel, LT20DC Front Complete	097163	1	
28	Panel, LT20/40DC Front	100573-1	1	
29	Decal, LT20DC Control Box Left	099592	1	
30	Decal, LT20AC/DC Control Box Right	099593	1	
31	Switch, Key	P04350	1	
32	Knob, Speed Control	P06257	1	
33	Potentiometer, 1k	E20519	1	
34	Meter, Hour	093166	1	
35	Gasket, Hour Meter	093346	1	
36	Bolt, M3x12-8.8 Zinc	F81000-12	2	
37	Nut, M3-6 Hex Nylon Zinc Lock	F81028-2	2	
38	Switch, SPST On/Off 15A .25 Tabs Toggle	P03027	1	
39	Switch, DPDT Toggle 21A Rev Mom Spade	024200	2	
40	Washer, 1/2x3/4x1/16 Nylon	P05251-1	3	
41	Boot, Toggle Switch	P02575	3	
42	Gasket, LT20 Control Box	097132	1	
43	Bolt, #10-24x1/2 Ph Pan Hd, Type 23	F05015-17	10	
44	Controller, SW-10 Setworks	500628	1	
45	Screw, FH ST 3,5x6,5 A4	F81000-82	6	
46	Washer, 3.2 Flat Zinc	F81050-2	6	
47	Spacer, 4.2x6mm Idler	R80671-4	6	
48	Light, XB6AV5BB Yellow	089812	1	
49	Light, XB6AV4BB Red	091099	2	
50	Light, XB6AV3BB Green	087348	1	
51	Cap, SR1086 22.2 Dia. Hole	093544	1	

### 4.10 Drum Switches



REF.	DESCRIPTION (◆ Indicates Parts Available In Assemblies Only)	PART #	QTY.	
	<b>SWITCH ASSEMBLY, UP/DOWN DRUM</b>	E20440	1	
1	Switch, Drum	E20440-B	1	◆
2	Spring, Drum Switch	P12570	1	
3	Handle, Drum Switch w/Screws	P12500	1	
	<b>SWITCH ASSEMBLY, POWER FEED DRUM</b>	E20438	1	
4	Switch, Drum	E20438-B	1	◆
5	Spring, Drum Switch	P12570	1	
6	Handle, Drum Switch w/Screws	P12500	1	
7	<b>WASHER, #8 SAE FLAT</b>	F05011-41	6	
	<b>CUP ASSEMBLY, DRUM SWITCH GREASE</b>	A20463	1	
8	Cup, Plastic Container	P20464	1	◆
9	Label, Grease Cup	P20467	1	
10	Pad, Velcro Loop	P20466	1	◆
11	Pad, Velcro Hook	P20465	1	◆
	Grease, Drum Switch	P20468	.011ml	◆

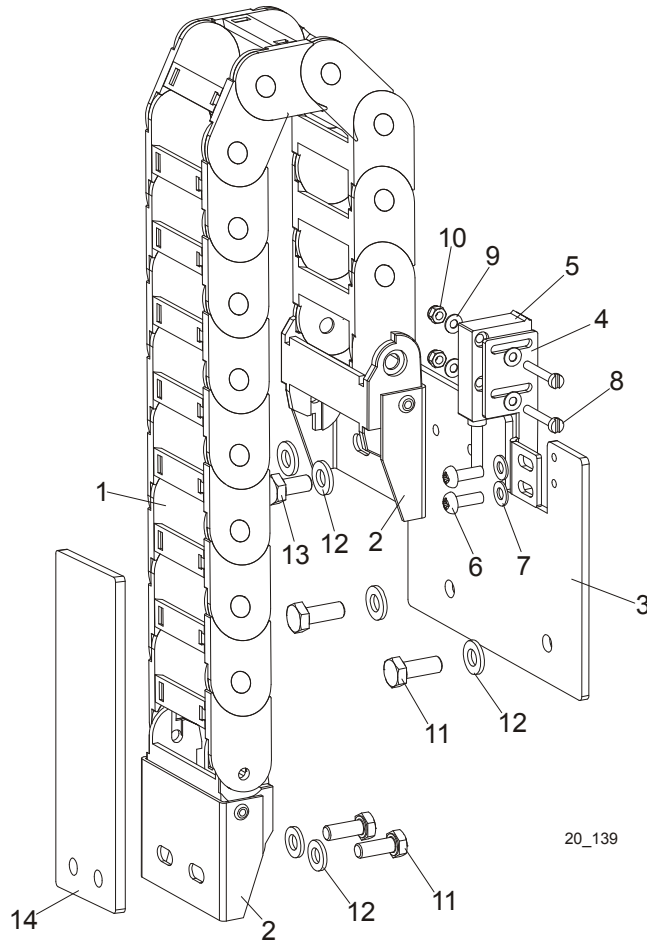
**4.11 Sawdust Chute**



REF.	DESCRIPTION (◆ Indicates Parts Available In Assemblies Only)	PART #	QTY.	
1	CHUTE WELDMENT, SAWDUST	100903-1	1	
2	TUBE, SAWDUST CHUTE RUBBER	R02336	1	
3	SCREW, #10-24 X 1/2 SELF-TAPPING	F05015-7	2	
4	BOLT, M8x16	F81002-20	2	
5	WASHER, 8.4 ZINC FLAT	F81054-1	2	

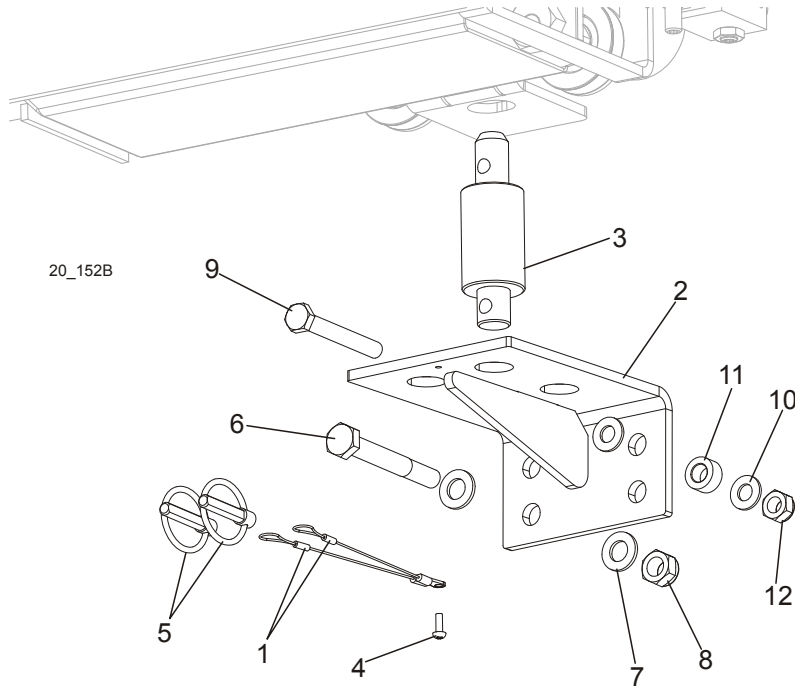


### 4.12 Up/Down Cable Chain Assembly



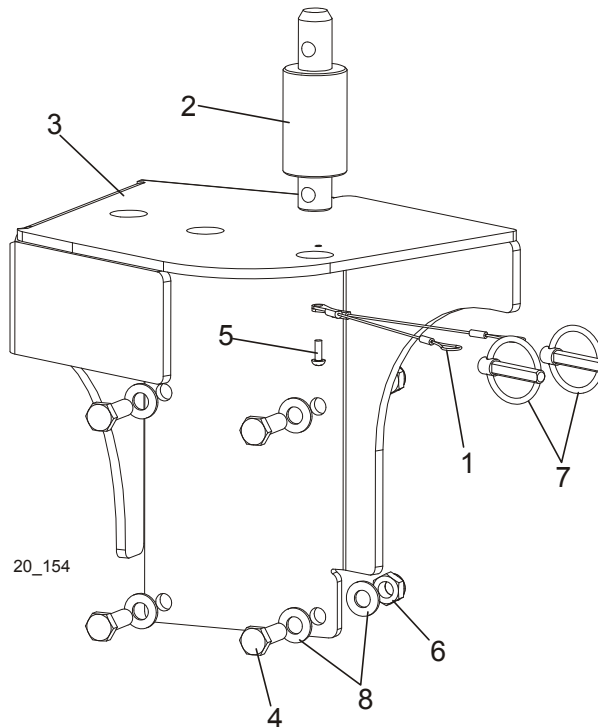
REF.	DESCRIPTION (◆ Indicates Parts Available In Assemblies Only)	PART #	QTY.
	<b>HARNESS GUIDE AND SENSOR ASSEMBLY</b>	098052	1
1	Harness Guide, SR300A 050 080	097924	1
2	Bracket, AN300A 050K Mount	097925	1
3	Mounting Plate, Harness and Sensor Assy.	096067-1	1
4	Bracket, Sensor Mount	096068-1	1
5	Sensor, MSK-320	096014	1
6	Screw, M4x12-5.8-B Zinc	F81011-43	2
7	Washer, 4.3 Zinc	F81051-2	2
8	Screw, M3x20-5.8-A Zinc	F81000-8	2
9	Washer, 3.2 Zinc	F81050-2	4
10	Nut, M3-6 Zinc	F81028-2	2
11	Bolt, M6x20-8.8 Hex Head Zinc	F81001-2	4
12	Washer, 6.4 Zinc	F81053-1	6
13	Bolt, M6x12-8.8 Hex Head Zinc	F81001-7	2
14	Plate, Guide Mount	098662-1	1

**4.13 LT20 Saw Head Rest Pin Assembly**



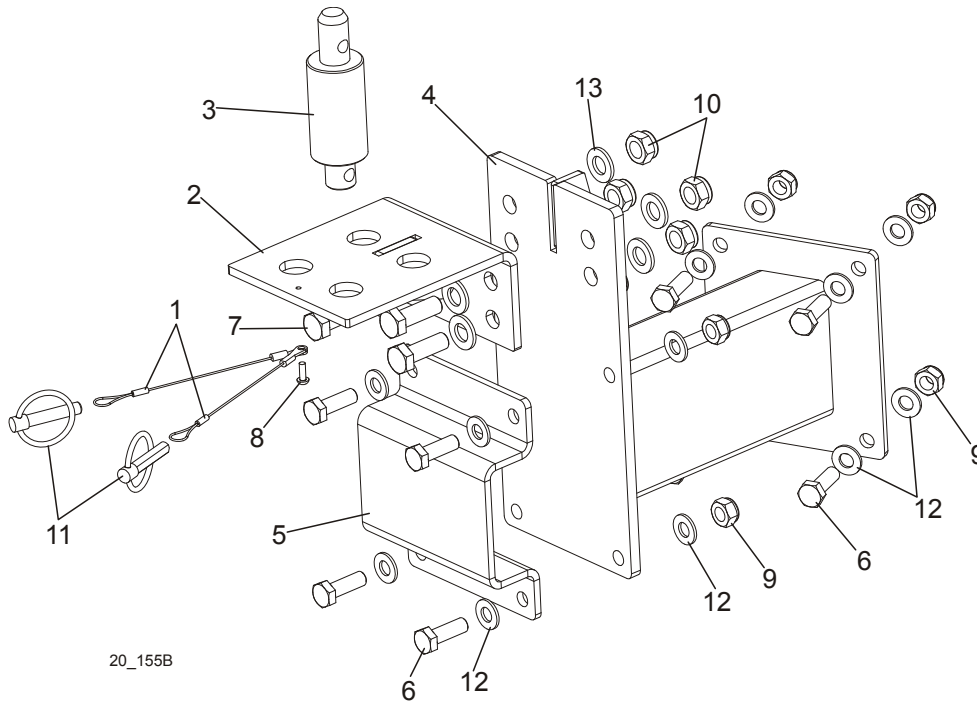
REF.	DESCRIPTION (◆ Indicates Parts Available In Assemblies Only)	PART #	QTY.
	<b>BRACKET, LT20 SAW HEAD REST PIN COMPLETE</b>	097936	1
1	LANYARD, 3/64 X 6	016030	2
2	BRACKET, LT20 SAW HEAD REST PIN	092699-1	1
3	PIN, LT20 SAW HEAD REST	097935-1	1
4	SCREW, M4x12 5,8-B CROSS RECESSED PAN HEAD	F81011-43	1
5	PIN, 8 BN914 (BOSSARD 134650) LOCK	F81046-2	2
6	BOLT, M12x95 -8.8- HEX HEAD ZINC-PLATED	F81004-29	1
7	WASHER, 13 FLAT ZINC	F81056-1	2
8	NUT, M12-8 HEX NYLON ZINC LOCK	F81034-2	1
9	BOLT, M10 X 80 -8.8- FE/ZN5 HEX HEAD	F81003-50	1
10	WASHER, 10.5 FLAT ZINC	F81055-1	2
11	BUSHING, ZINC-PLATED SPACER	090936-1	1
12	NUT, M10-8-B HEX NYLON ZINC LOCK	F81033-1	1

## 4.14 Saw Head Rest Pin Assembly (LT20ME15SAH3 - 1.8 Sawmills)



REF.	DESCRIPTION (◆ Indicates Parts Available In Assemblies Only)	PART #	QTY.	
	<b>KIT, LT20ME15SAH3-1.8 SAW HEAD REST PIN COMPLETE</b>	501670	1	
1	LANYARD, 3/64 X 6	016030	2	
2	PIN, LT20 SAW HEAD REST	097935-1	1	
3	PLATE, LT20ME15SAH3-1.8 SAW HEAD REST PIN	501671-1	1	
4	BOLT, M10X30-5.8 HEX HEAD FULL THREAD ZINC	F81003-2	4	
5	SCREW, M4x12 5,8-B CROSS RECESSED PAN HEAD	F81011-43	1	
6	NUT, M10-8-B HEX NYLON ZINC LOCK	F81033-1	4	
7	PIN, 8 BN914 (BOSSARD 134650) LOCK	F81046-2	2	
8	WASHER, 10.5 FLAT ZINC	F81055-1	8	

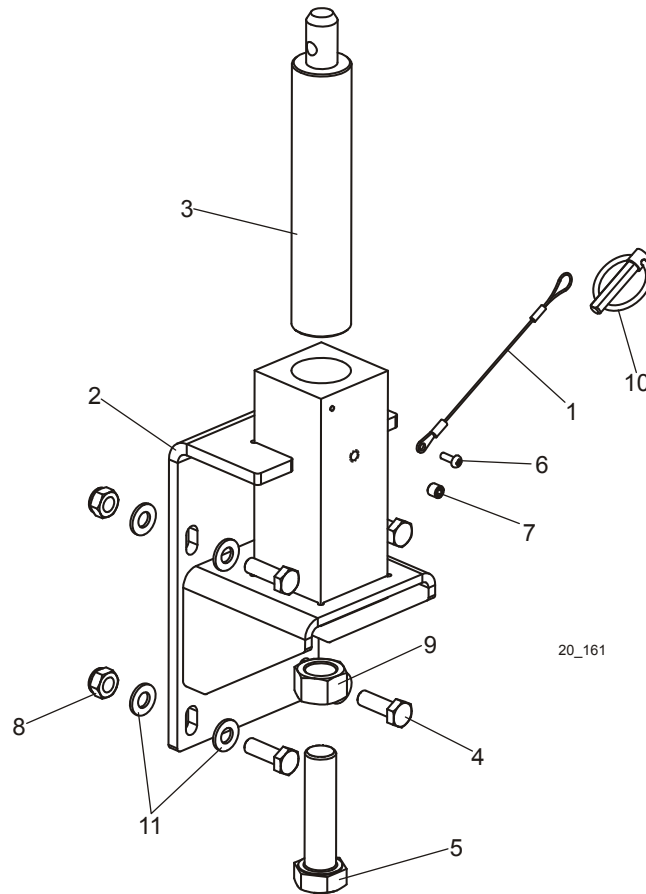
4.15 Saw Head Rest Pin Assembly (LT20ME15SAH7-2.2 Sawmills)



20\_155B

REF.	DESCRIPTION (◆ Indicates Parts Available In Assemblies Only)	PART #	QTY.
	<b>KIT, LT20ME15SAH7-2.2 SAW HEAD REST PIN COMPLETE</b>	504258	1
1	LANYARD, 3/64 X 6	016030	2
2	BRACKET WDMT, SAW HEAD SAFETY PIN	092699-1	1
3	PIN, LT20 SAW HEAD REST	097935-1	1
4	BRACKET, LT20ME15SAH7-2.2 SAW HEAD REST	504252-1	1
5	PLATE, SAW HEAD BRACKET SIDE	504312-1	1
6	BOLT, M10X30-5.8 HEX HEAD FULL THREAD ZINC	F81003-2	8
7	BOLT, M12 X 35-8.8-FE/ZN5 HEX HEAD FULL	F81004-24	4
8	SCREW, M4x12 5,8-B CROSS RECESSED PAN HEAD	F81011-43	1
9	NUT, M10-8-B HEX NYLON ZINC LOCK	F81033-1	8
10	NUT, M12-8 HEX NYLON ZINC LOCK	F81034-2	4
11	PIN, 8 BN914 (BOSSARD 134650) LOCK	F81046-2	2
12	WASHER, 10.5 FLAT ZINC	F81055-1	16
13	WASHER, 13 FLAT ZINC	F81056-1	8

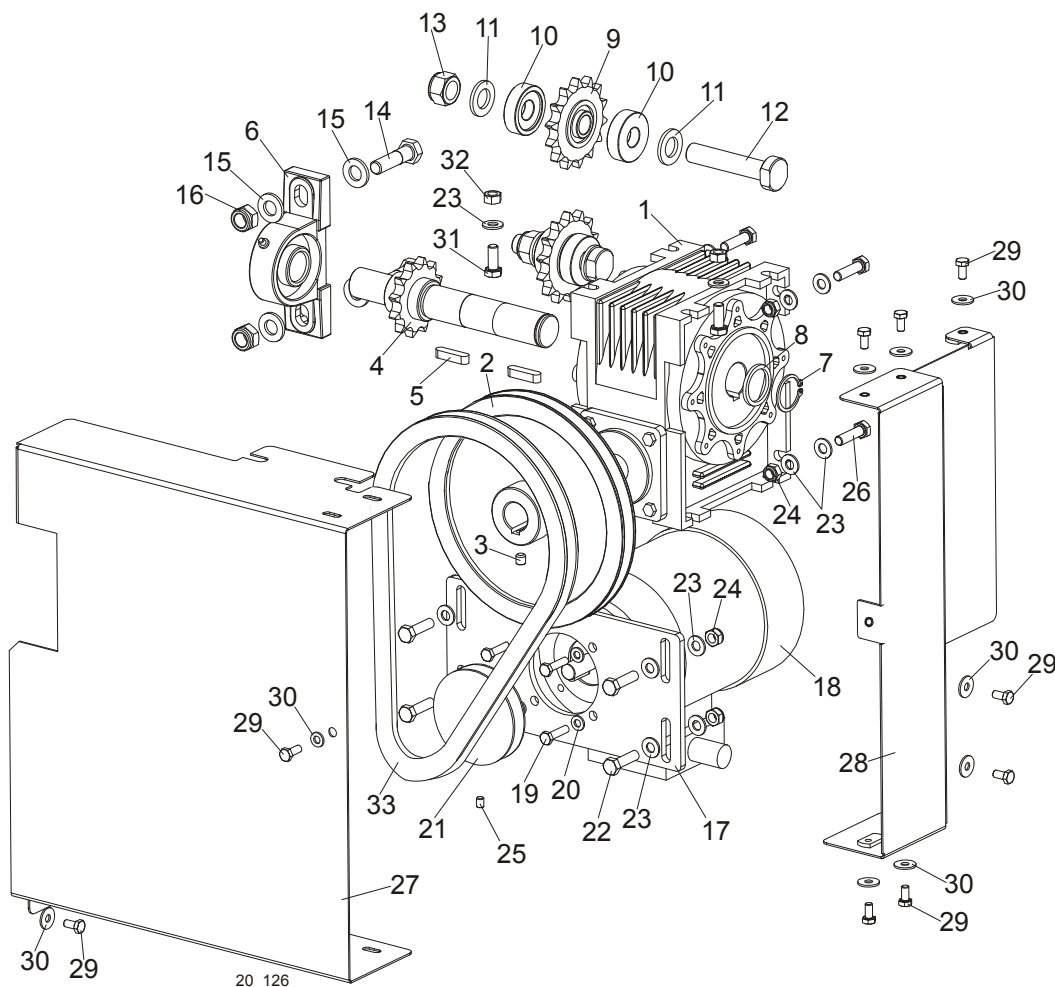
## 4.16 Saw Head Rest Pin Assembly (LT20MD22SDH7-2.5 Sawmills)



REF.	DESCRIPTION (◆ Indicates Parts Available In Assemblies Only)	PART #	QTY.
	<b>KIT, LT20MD22SDH7-2.5 SAW HEAD REST PIN COMPLETE</b>	505041	1
1	LANYARD, 3/64 X 6	016030	1
2	BRACKET, LT20ME15SAH7-2.2 SAW HEAD REST	505045-1	1
3	PIN, LT20 SAW HEAD REST	505046-1	1
4	BOLT, M10X30-5.8 HEX HEAD FULL THREAD ZINC	F81003-2	4
5	BOLT, M20x80-8.8 FE/Zn5 PN-85/M-82105	F81007-10	1
6	SCREW, M4x12 5,8-B CROSS RECESSED PAN HEAD	F81011-43	1
7	SCREW, M8X8-33H HEX SOCKET SET FLAT POINT	F81014-1	1
8	NUT, M10-8-B HEX NYLON ZINC LOCK	F81033-1	4
9	NUT, M20-8-Fe/Zn5 PN-86/M-82144	F81037-1	1
10	PIN, 8 BN914 (BOSSARD 134650) LOCK	F81046-2	1
11	WASHER, 10.5 FLAT ZINC	F81055-1	8

## SECTION 5 UP/DOWN ASSEMBLY

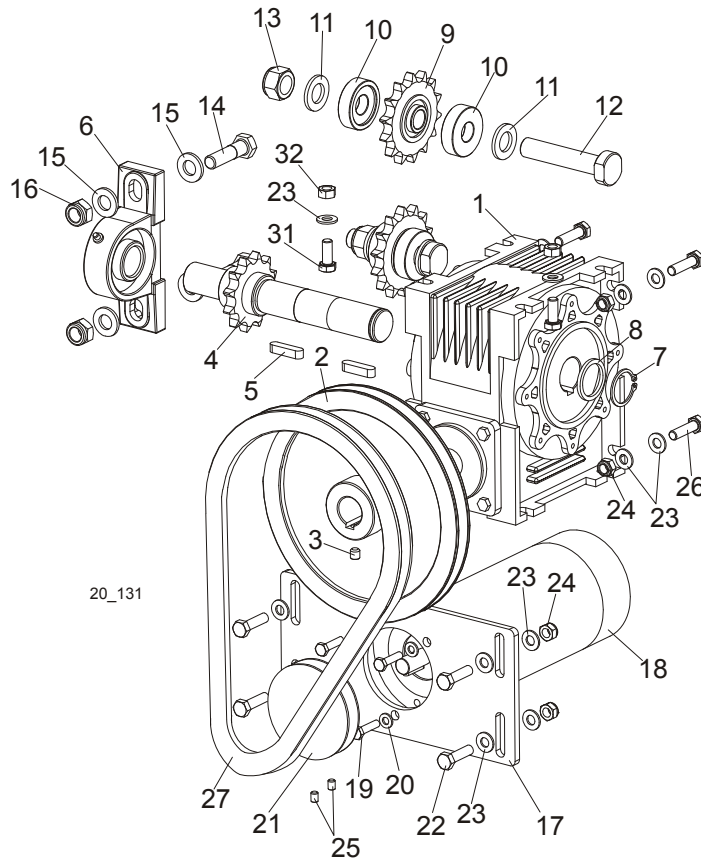
### 5.1 Up/Down Assembly, AC Mills



REF.	DESCRIPTION (◆ Indicates Parts Available In Assemblies Only)	PART #	QTY.	
	<b>MOTOR ASSEMBLY, LT20 AC UP/DOWN</b>	098300	1	◆
	Motor Assembly, LT20 Up/Down	098299	1	
1	Box, R-63/66/F1/B3 Gear	097786	1	
2	Pulley, LT20	091078-1	1	
3	Screw, M8x8-33H Hex Socket Set Flat Point	F81014-1	1	
4	Shaft, LT20 Up/Down w/Sprocket	098298	1	
5	Key, A8x7x32 Parallel	088564	2	
6	Bearing Assembly, UCP 205CX	088468	1	
7	Ring, Z28 Spring Retaining	F81090-12	1	
8	Washer	098351	1	
	Shaft Assembly	098353	2	
9	Sprocket, KSR 16.LO.10.10.14.08 w/Bearing	088867	1	
10	Spacer, Drive Bearing	098166	2	
11	Washer, M16, Flat Zinc	F81058-1	2	
12	Pin, Up/Down Drive Shaft	098289-1	1	
13	Nut, M16, Hex, Nylon Zinc Lock	F81036-2	1	

14	Bolt, M12x45-8.8 Zinc Lock	F81004-32	2	
15	Washer, M12, Flat Zinc	F81056-1	4	
16	Nut, M12 ,Hexagon, Nylon, Zinc, Lock	F81034-2	2	
	Motor Assembly, LT20 AC Up/Down	091302	1	
17	Plate, LT20 AC Up/Down Motor Mount Ptd	098355-1	1	
18	Motor, SKh 71- 4B2 RAL 9005	091304	1	
19	Bolt, M6x25mm, Hex Head, Gr 8.8, Zinc	F81001-3	4	
20	Washer, M6, Flat Zinc	F81053-1	4	
21	Pulley, LT20 Gear Box	090699-1	1	
22	Bolt, M8x30mm,HH,Gr 5.8, Full Thrd, Zinc	F81002-2	4	
23	Washer, M8, Flat Zinc	F81054-1	18	
24	Nut, M8, Hexagon, Nylon Lock Zinc	F81032-2	8	
25	Screw, M6x8-33H Hex Socket Set Flat Point	F81013-1	1	
26	Bolt, M8x30-8.8-B-Fe/Zn5 PN-M82105	F81002-7	4	
27	Guard, Up/Down System Front	098393-1	1	
28	Guard, Up/Down System Side Complete	098395-1	1	
29	Bolt, M6x12mm Hex Head Zinc	F81001-7	9	
30	Washer, 6.5 Flat Special Zinc-Plated	F81053-11	9	
31	Bolt, M8x20mm,HH,GR 8.8, Full Thrd, Zinc	F81002-1	2	
32	Nut, M8 Hexagon, Grade 5.8 Free Zinc	F81032-1	2	
33	Belt, HA-800 (Kleberg)	091086	1	

**5.2 Up/Down Assembly, DC Mills**

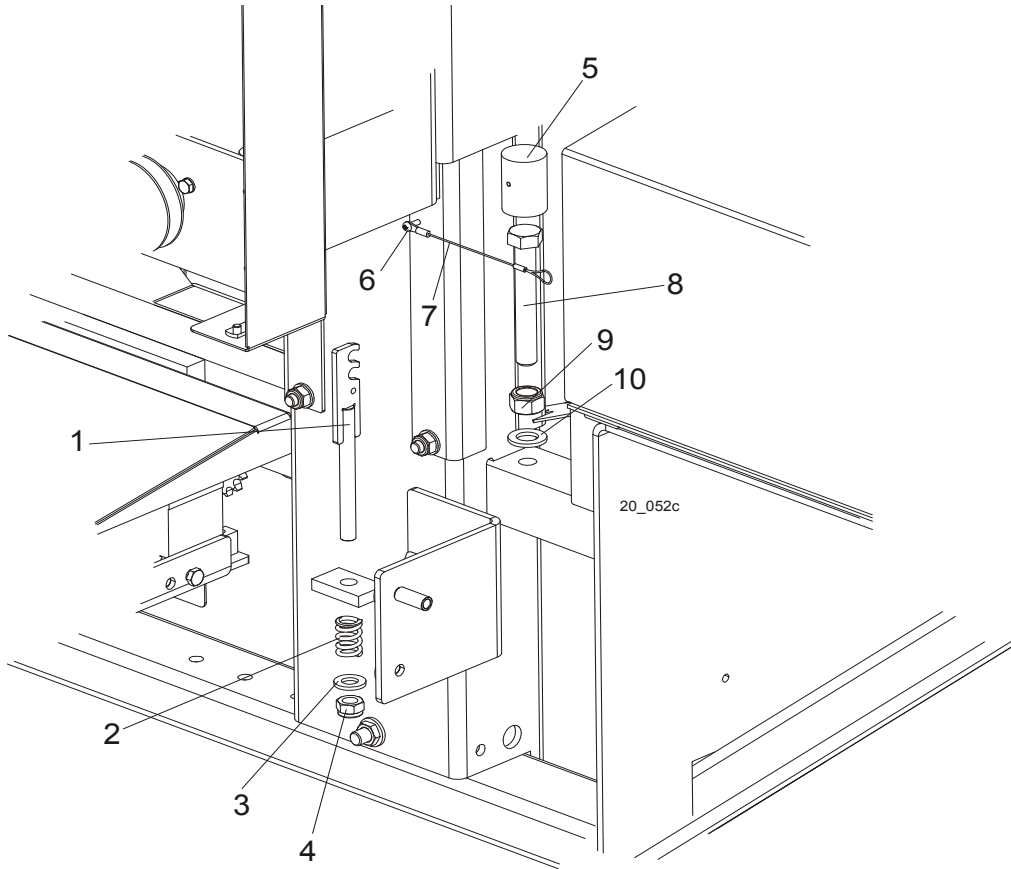


REF.	DESCRIPTION (◆ Indicates Parts Available In Assemblies Only)	PART #	QTY.	
	<b>MOTOR ASSEMBLY, LT20 DC UP/DOWN</b>	098346	1	◆
	Motor Assembly, LT20 Up/Down	098299	1	
1	Box, R-63/66/F1/B3 Gear	097786	1	
2	Pulley, LT20	091078-1	1	
3	Screw, M8x8-33H Hex Socket Set Flat Point	F81014-1	1	
4	Shaft, LT20 Up/Down w/Sprocket	098298	1	
5	Key, A8x7x32 Parallel	088564	2	
6	Bearing Assembly, UCP 205CX	088468	1	
7	Ring, Z28 Spring Retaining	F81090-12	1	
8	Washer	098351	1	
	Shaft Assembly	098353	2	
9	Sprocket, KSR 16.LO.10.10.14.08 w/Bearing	088867	1	
10	Spacer, Drive Bearing	098166	2	
11	Washer, M16, Flat Zinc	F81058-1	2	
12	Pin, Up/Down Drive Shaft	098289-1	1	
13	Nut, M16, Hex, Nylon Zinc Lock	F81036-2	1	
14	Bolt, M12x45-8.8 Zinc Lock	F81004-32	2	
15	Washer, M12, Flat Zinc	F81056-1	4	
16	Nut, M12 ,Hexagon, Nylon, Zinc, Lock	F81034-2	2	
	Motor Assembly, LT20 AC Up/Down	091303	1	



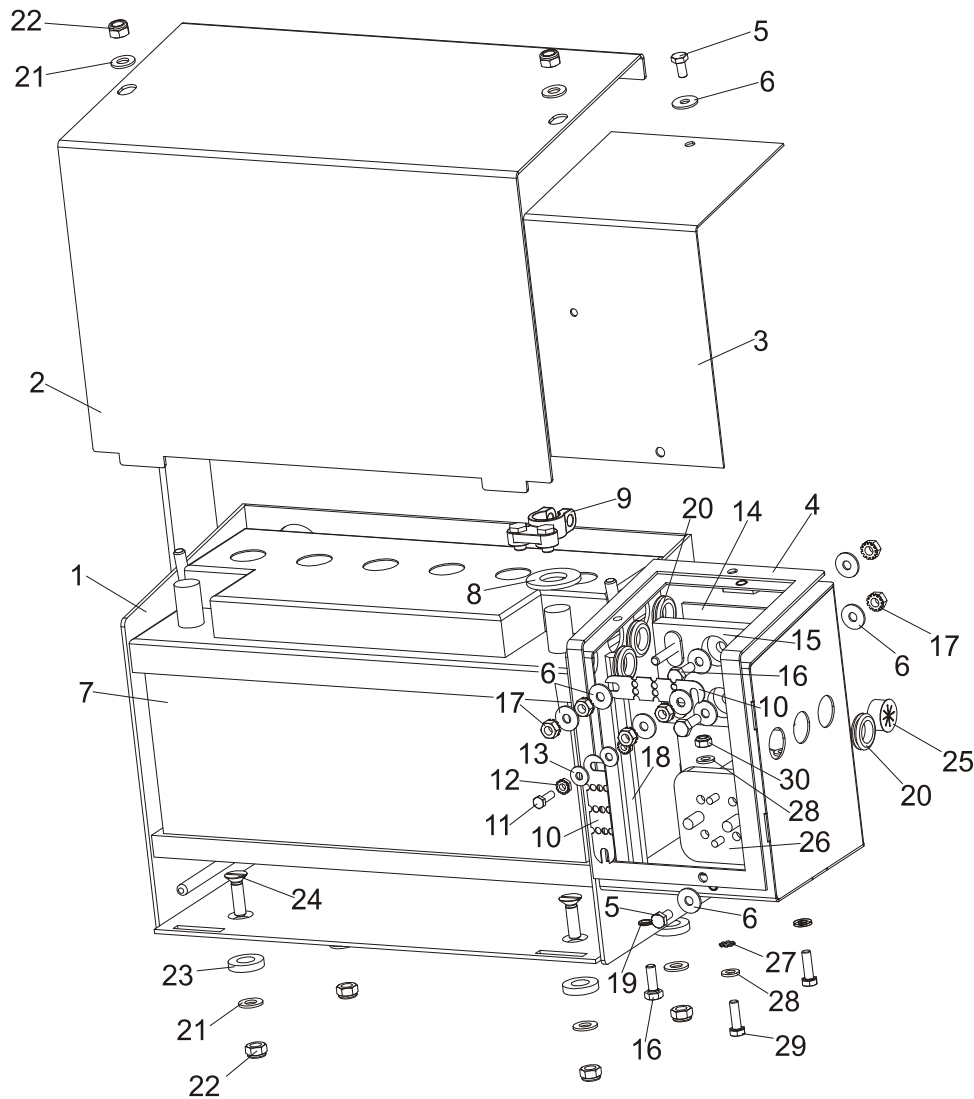
17	Plate, LT20 DC Up/Down Motor Mount Ptd	098363-1	1	
18	Motor, 12V 0.5HP Drive	006747	1	
	Brush Kit, 1/2 HP 12V DC	061794		
19	Bolt, 1/4-20x3/4 FT HHC	F05005-1	3	
20	Washer, M6, Flat Zinc	F81053-1	3	
21	Pulley, "A" 82/12,7 Gear Box	093158-1	1	
22	Bolt, M8x30mm,HH,Gr 5.8, Full Thrd, Zinc	F81002-2	4	
23	Washer, M8, Flat Zinc	F81054-1	18	
24	Nut, M8, Hexagon, Nylon Lock Zinc	F81032-2	8	
25	Screw, M6x8-33H Hex Socket Set Flat Point	F81013-1	2	
26	Bolt, M8x30-8.8-B-Fe/Zn5 PN-M82105	F81002-7	4	
27	Belt, HA-800 (Kleberg)	091086	1	

**5.3 Up/Down Chain Tensioner Assembly**



REF.	DESCRIPTION (◆ Indicates Parts Available In Assemblies Only)	PART #	QTY.
1	TENSIONER WELDMENT, LT20 UP/DOWN CHAIN ZINC-PLATED	090730-1	1
2	SPRING, 14 X 30 X 3.2	090797	1
3	WASHER, 13 ZINC FLAT	F81056-1	1
4	NUT, M12-8 HEX NYLON ZINC LOCK	F81034-2	1
	BLOCK, HEAD SUPPORTING, COMPLETE	097775	1
5	Block, Head Support, ptd	097771-1	1
6	Screw M4x12 -5,8-B- Fe/Zn5 PN-M/82202	F81011-43	1
7	Lanyard, 3/64 x 6	016030	1
8	BOLT M16X110-8.8	F81006-24	1
9	NUT, M16,HEX, NYLON ZINC LOCK	F81036-2	1
10	WASHER, M16,FLAT ZINC	F81058-1	1
	UP/DOWN CHAIN, LT20 TYPE 10B-1-111	098451	1

## 5.4 Battery Box Assembly, DC Mills

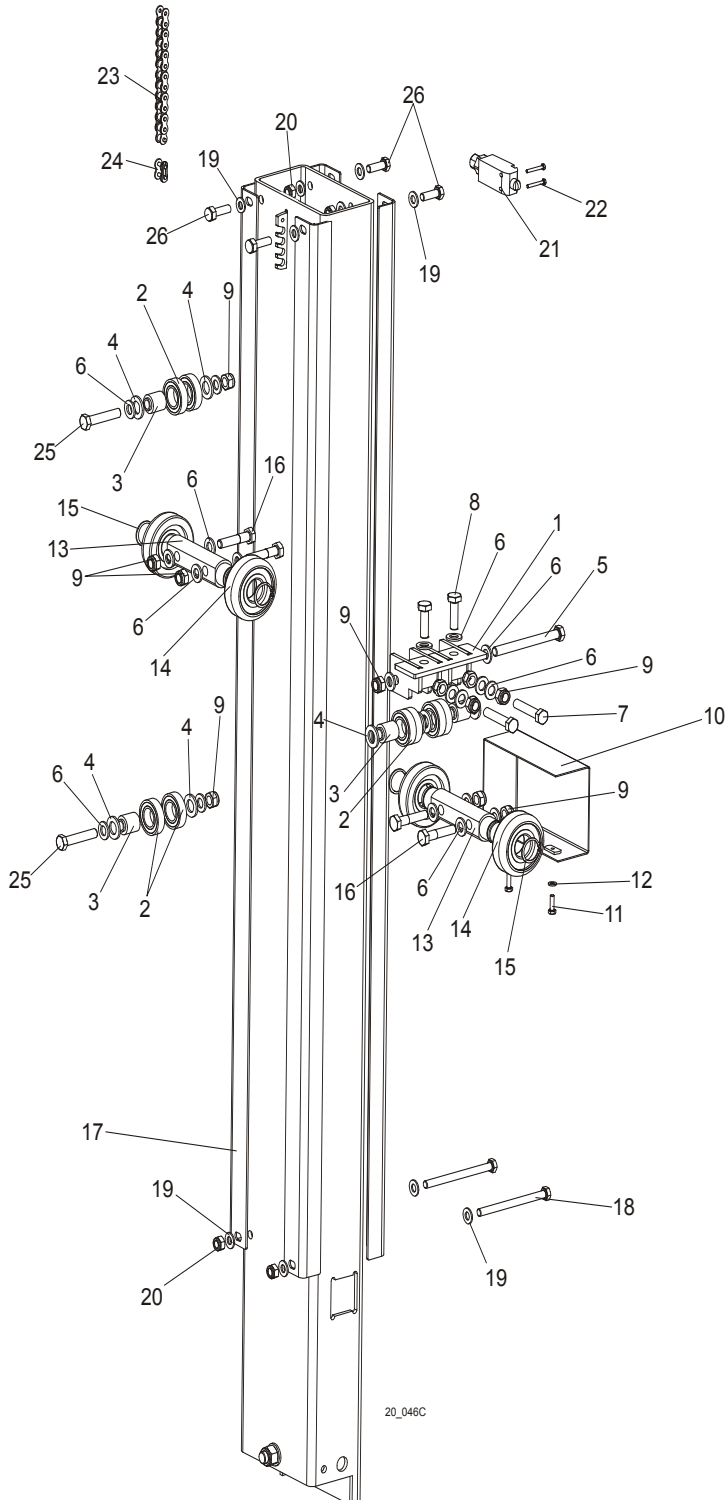


REF.	DESCRIPTION (◆ Indicates Parts Available In Assemblies Only)	PART #	QTY.
	<b>BATTERY BOX, LT20 COMPLETE</b>	<b>097490</b>	<b>1</b>
1	Battery Box, LT20	097486-1	1
2	Lid, Battery Box	097489-1	1
3	Lid, Fuse Box	092222-1	1
4	Gasket, Fuse Box	092226	1
5	Bolt, M6x12mm Hex Head Zinc	F81001-7	2
6	Washer, 6.5 Split Lock Zinc	F81053-11	10
7	Battery, "Banner" 12V 100Ah #95751	088323	1
8	Washer, Battery Terminal	P12161	1
9	Terminal, Battery	P05085	1
10	Fuse, 150A 12V Link	023361	2
11	Screw, 10-24x5/8 Unsl Indent HH Machine	F05004-18	1
12	Nut, #10-24 Keps	F05010-14	2
13	Washer, 5.5 Split Lock Zinc	F81052-3	2
14	Plate, 1/8 Plasic Fuse Box	015287	1

15	Block Assy, Fuse, High Amp	017665	1	
16	Bolt, 1/4-20x3/4 FT HHC	F05005-1	3	
17	Nut, 1/4-20 Self Locking Zinc	F05010-9	6	
18	Nut, Fuse Stud Extended	015517	1	
19	Washer, M6 Split Lock Zinc	F81053-3	1	
20	Grommet, 5/8 ID Rubber	P11764	3	
	Grommet, SR170P No.462041	098816	1	
21	Washer, M8 Flat Zinc	F81054-1	6	
22	Nut, M8 Hexagon Nylon Lock Zinc	F81032-2	6	
23	Spacer, SR 1941 Idler	R80671-5	4	
24	Bolt, M8x30-5.8-B Zinc	F81002-37	4	
25	Grommet, Heyco Wire	P04137	1	
26	Solenoid, 200A 12V SPST Hyd. Pump 1997	015470	1	
27	Washer, M6 Star Lock Zinc	F81053-2	1	
28	Washer, M6 Flat Zinc	F81053-1	4	
29	Bolt, M6x20mm Hex Head Full Thread Zinc	F81001-2	2	
30	Nut, M6 Hex Nylon Lock Zinc	F81031-2	2	

# SECTION 6 UP/DOWN ROLLERS & BLADE HEIGHT SCALE

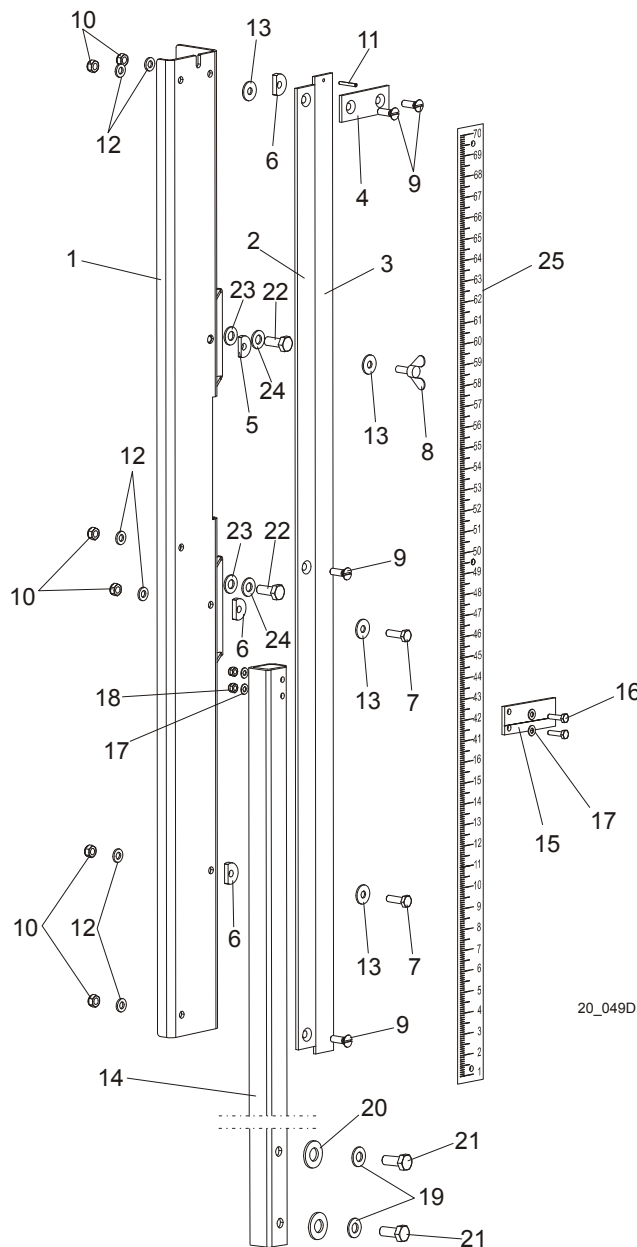
## 6.1 Up/Down Rollers



REF.	DESCRIPTION (◆ Indicates Parts Available In Assemblies Only)	PART #	QTY.
1	BRACKET WELDMENT, LT20 UP/DOWN ROLLER PTD	091095-1	1
2	BEARING, 6005 2RS CX	089652	8

3	BUSHING, LT20 UP/DOWN ROLLER	090790	4	
4	WASHER, 17 ZINC FLAT	F81058-1	10	
5	BOLT, M12 X 120 8.8 HEX HEAD ZINC	F81004-38	1	
6	WASHER, 13 ZINC FLAT	F81056-1	20	
7	BOLT, M12 X 60-8.8 HEX HEAD FULL THREAD ZINC	F81004-51	2	
8	BOLT, M12 X 40-8.8 HEX HEAD FULL THREAD ZINC	F81004-4	2	
9	NUT, M12-8 HEX NYLON ZINC LOCK	F81034-2	11	
10	GUARD, LT20 UP/DOWN ROLLERS PTD	091619-1	1	
11	BOLT, M6 X 20-8.8 HEX HEAD FULL THREAD ZINC	F81001-2	2	
12	WASHER, 6.4 ZINC FLAT	F81053-1	2	
13	SHAFT, UP/DOWN ROLLERS ZINC-PLATED	090616-1	2	
14	ROLLER, CBK-468	088433	4	
15	RING, Z30 SPRING RETAINING	F81090-23	4	
16	BOLT, M12 X 55-8.8 HEX HEAD FULL THREAD ZINC	F81004-43	4	
17	ANGLE, LT20 MAST TUBE	091182	4	
18	BOLT, M10 X 125-8.8 HEX HEAD ZINC	F81003-18	2	
19	WASHER, 10.5 ZINC FLAT	F81055-1	22	
20	NUT, M10-8-B HEX NYLON ZINC LOCK	F81033-1	10	
21	SWITCH, GLCB01C LIMIT	100910	1	
22	BOLT, M4 X 30 8.8 HEX HEAD FULL THREAD ZINC	F81011-5	2	
23	CHAIN, LT20 10B-1-111 TYPE UP/DOWN	098451	1	
24	LINK, 10B-1PZ MASTER	088671	1	
25	BOLT, M12X60MM, HEX HEAD GR 8.8	F81004-5	2	
26	BOLT, M10X25-8.8-FE/ZN5	F81003-11	4	

## 6.2 Blade Height Scale

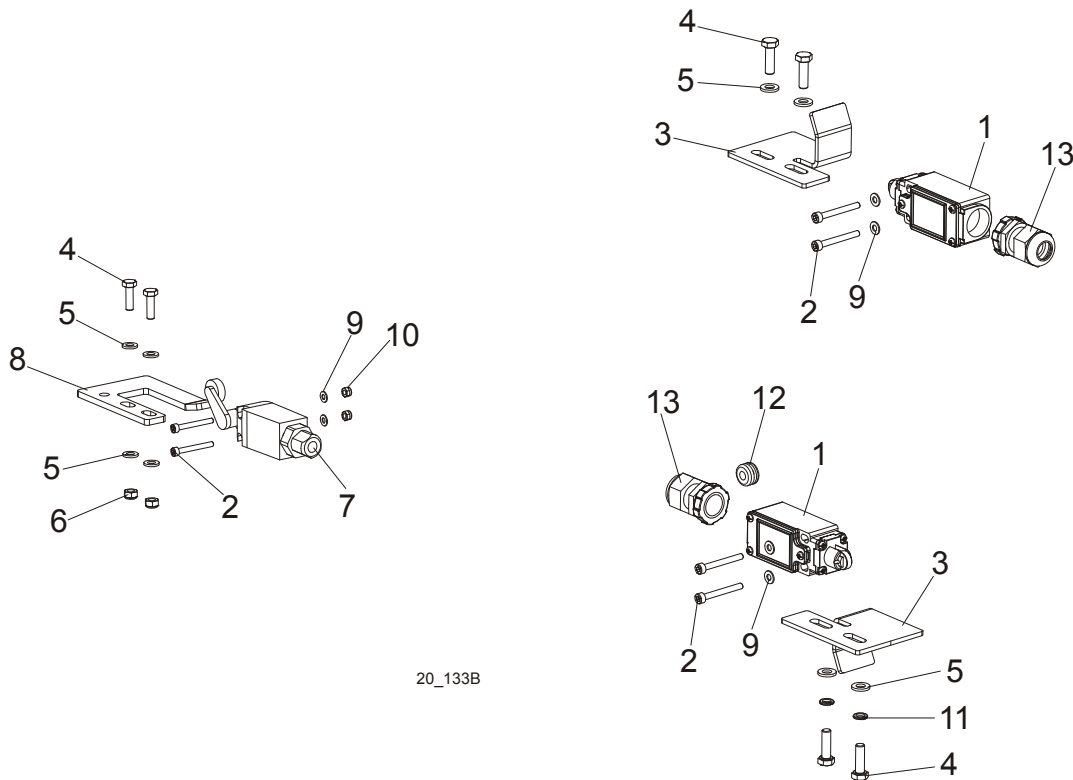


REF.	DESCRIPTION (◆ Indicates Parts Available In Assemblies Only)	PART #	QTY.
	<b>SCALE, LT20 W/INDICATOR COMPLETE</b>	504253	1
	SCALE, LT20 COMPLETE	093135	1
1	BRACKET, SCALE MOUNT PTD	092749-1	1
2	BAR, SCALE	092750	1
3	BAR, INCH SCALE	093133	1
4	BAR, SCALE MOUNT	093134	1
5	WASHER, 6.2X20X3.5 SPECIAL	503096	1
6	WASHER, 6.2X20X4.5 SPECIAL	503098	3
7	BOLT, M6X20M HH FULL THREAD ZINC	F81001-2	2
8	BOLT, M6X16 BN276	F81001-16	1
9	SCREW, M6X20- 4.8-B FE/ZN5 PN-85/M-82207	F81001-31	4

10	NUT, M6, HEX,NYLON LOCK ZINC	F81031-2	6	
11	PIN, 3x20 ROLL ZINC	F81044-5	1	
12	WASHER, M6, FLAT,ZINC	F81053-1	6	
13	WASHER, FLAT ZINC	F81053-11	4	
	INDICATOR, LT20 CUTTING HEIGHT COMPLETE	504086	1	
14	BRACKET, SCALE INDICATOR MOUNT PTD	092751-1	1	
15	INDICATOR, BLADE HEIGHT SCALE	094821	1	
16	BOLT, M5x16-8.8 HEX HEAD ZINC	F81000-20	2	
17	WASHER, 5.3 FLAT ZINC	F81052-1	4	
18	NUT, M5-8-Fe/Zn5 DIN985	F81030-2	2	
19	WASHER, 8.4 FLAT ZINC	F81054-1	2	
20	WASHER, 8.2 SPRING	F81054-4	2	
21	BOLT, M8 X 45 - 8.8 Fe/Zn5, PN-M/82105	F81002-14	2	
22	BOLT, M8 X 20-5.8 HEX HEAD FULL THREAD ZINC	F81002-1	2	
23	WASHER, 8.5 SPECIAL ZINC	F81054-11	2	
24	WASHER, 8.2 SPRING	F81054-4	2	
25	<b>DECAL, LT20 0-80CM METRIC SCALE</b>	091239	1	
	<b>DECAL, 45-63MM METRIC</b>	P12040-2	1	
	<b>DECAL, 16-40MM METRIC</b>	P12040-1	1	



## 6.3 Limit Switches

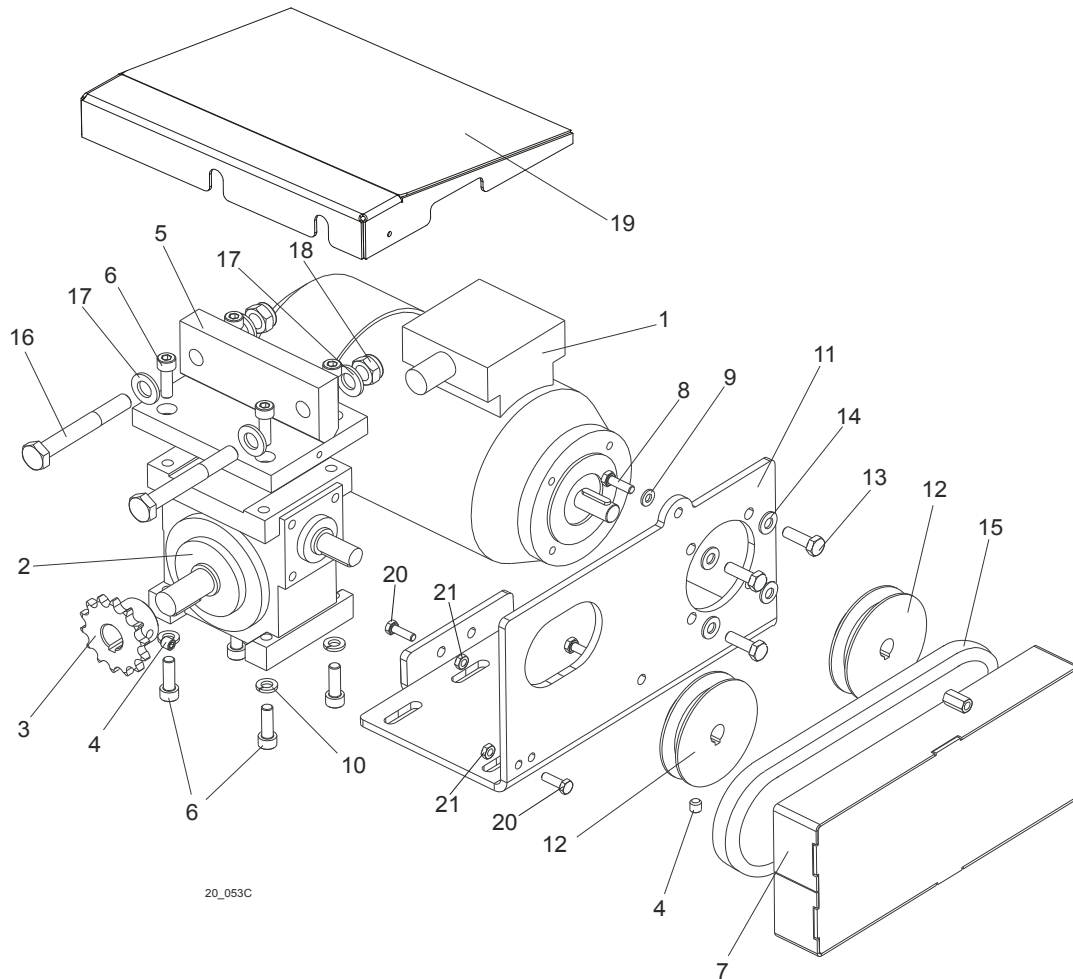


20\_133B

REF.	DESCRIPTION (◆ Indicates Parts Available In Assemblies Only)	PART #	QTY.
1	SWITCH, GLCB01C LIMIT	100910	2
2	SCREW, M4x35-8.8 HEX SOCKET HEAD CAP ZINC	F81011-34	6
3	BRACKET, LIMIT SWITCH	091682-1	2
4	BOLT, M6X20MM HH FULL THREAD ZINC	F81001-2	6
5	WASHER, M6 FLAT ZINC	F81053-1	8
6	NUT, M6 HEX NYLON LOCK ZINC	F81031-2	2
7	SWITCH, GLCB01A1B LIMIT	100931	1
8	BRACKET, LIMIT SWITCH	091852-1	1
9	WASHER, M4 FLAT ZINC	F81051-2	6
10	NUT, M4 HEX NYLON LOCK ZINC	F81029-1	2
11	WASHER, Z6.1 SPLIT LOCK ZINC	F81053-3	2
12	GROMMET, RUBBER INSIDE DIA 6mm	085338	1
13	STUFFING-BOX, SKINTOP PG 13.5	086524	2

## SECTION 7 POWER FEED & TRACK ROLLERS

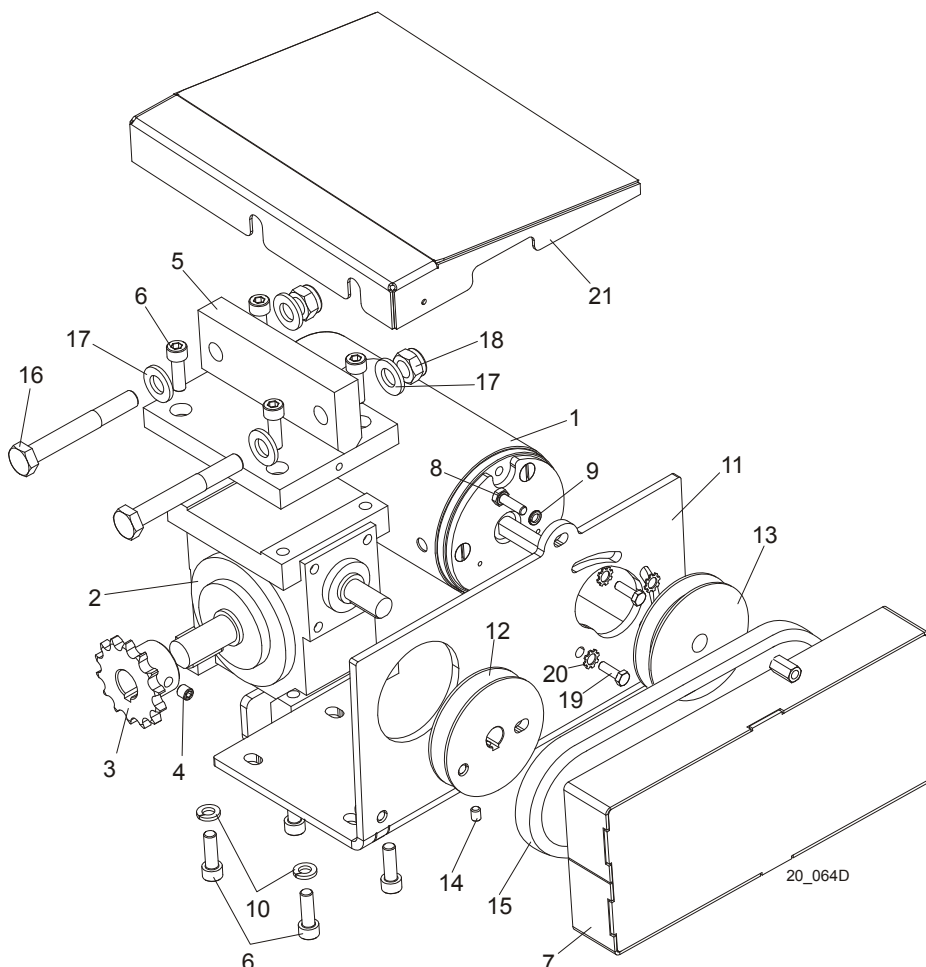
### 7.1 Power Feed Assembly, AC Mills



REF.	DESCRIPTION (◆ Indicates Parts Available In Assemblies Only)	PART #	QTY.
	<b>POWER FEED ASSEMBLY, LT20 AC</b>	091196	1
1	Motor, Kh71X-2C2, RAL 9005	097313	1
2	Gear Box, RA-04/7.5/D1/N+S/B8 w/Output Shaft	090698	1
3	Sprocket, 08B Z14 Zinc-plated	090702-1	1
4	Screw, M8x8-33H Hex Socket Set Flat Point Zinc	F81014-1	1
5	Bracket, Power Feed Gear Box Mount	090715-1	1
6	Screw, M8X25-8.8 Hex Socket Head Cap Zinc	F81002-21	4
7	Guard, Power Feed Drive Belt	091195-1	1
8	Bolt, M6x20-8.8 Hex Head Full Thread Zinc	F81001-2	2
9	Washer, 6.4 Zinc Flat	F81053-1	2
10	Washer, 8.2 Split Lock Zinc	F81054-4	4
11	Bracket, Power Feed Gear Box	091191	1
12	Pulley, LT20 Power Feed Gear Box Ptd	090699-1	2
13	Bolt, M6x20-8.8-B Hex Head Full Thread Zinc	F81001-2	4
14	Washer, 6.1 Split Lock Zinc	F81053-3	4
15	V-Belt, HA-560 (STOMIL-SANOK)	088562	1

16	BOLT, M12X90-8.8 HEX HEAD ZINC	F81004-2	2	
17	WASHER, 13 ZINC FLAT	F81056-1	4	
18	NUT, M12-8 HEX NYLON ZINC LOCK	F81034-2	2	
19	GUARD, POWER FEED MOTOR	093780-1	1	
20	BOLT, M8 x 25mm HEX HEAD GR 5.8 ZINC	F81002-5	2	
21	NUT, M8 HEXAGON, GRADE 5.8 FREE ZINC	F81032-1	2	

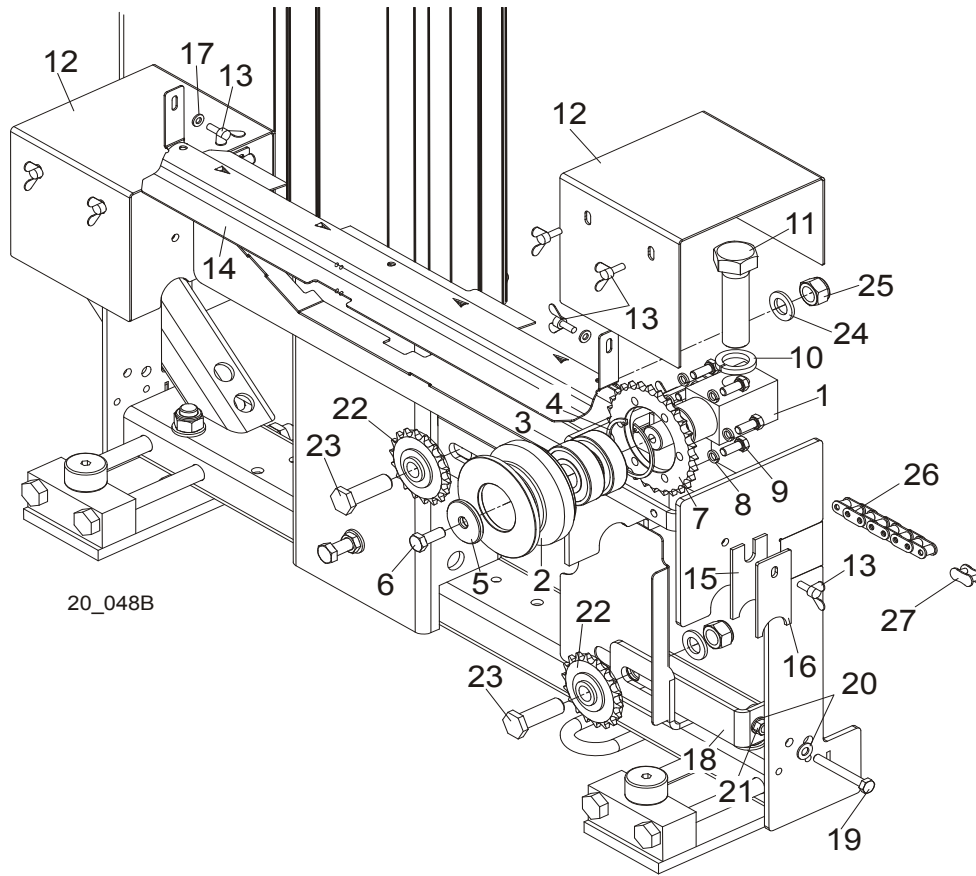
## 7.2 Power Feed Assembly, DC Mills



REF.	DESCRIPTION (◆ Indicates Parts Available In Assemblies Only)	PART #	QTY.
	<b>POWER FEED ASSEMBLY, LT20 DC</b>	090703	1
1	Motor, 12V 0.5HP	006747	1
	Brush Kit, 1/2 HP 12V DC	061794	
2	Gear Box, RA-04/7.5/WBS/i1/N+S/B8 w/Output Shaft	090698	1
3	Sprocket, 10B Z14 Zinc-plated	090702-1	1
4	Screw, M8x8-33H Hex Socket Set Flat Point Zinc	F81014-1	1
5	Bracket, Power Feed Gear Box Mount	090715-1	1
6	Screw, M8X25-8.8 Hex Socket Head Cap Zinc	F81002-21	4
7	Guard, Power Feed Drive Belt	091195-1	1
8	Bolt, M6x20-8.8 Hex Head Full Thread Zinc	F81001-2	2
9	Washer, M6 Split Lock Zinc	F81053-3	2
10	Washer, 8.2 Split Lock Zinc	F81054-4	4
11	Plate, LT20 Power Feed Motor Mount Ptd	502550-1	1
12	Pulley, LT20 Power Feed Gear Box Ptd	090699-1	2
13	Sheave, Up/Down Motor "A" 82/12.7 Ptd	093158-1	1
14	Screw, M6x8 Hex Socket Set Cone Point Zinc	F81013-1	3
15	V-Belt, HA-560 (STOMIL-SANOK)	088562	1
16	Bolt, M12x90-8.8 Hex Head Zinc	F81004-2	2
17	Washer, 13 Zinc Flat	F81056-1	4

<b>18</b>	Nut, M12-8 Hex Nylon Zinc Lock	F81034-2	2	
<b>19</b>	Bolt, 1/4-20x3/4 FT HHC	F05005-1	3	
<b>20</b>	Washer, M6 Star Lock Zinc	F81053-2	3	
<b>21</b>	<b>GUARD, POWER FEED MOTOR</b>	093780-1	1	

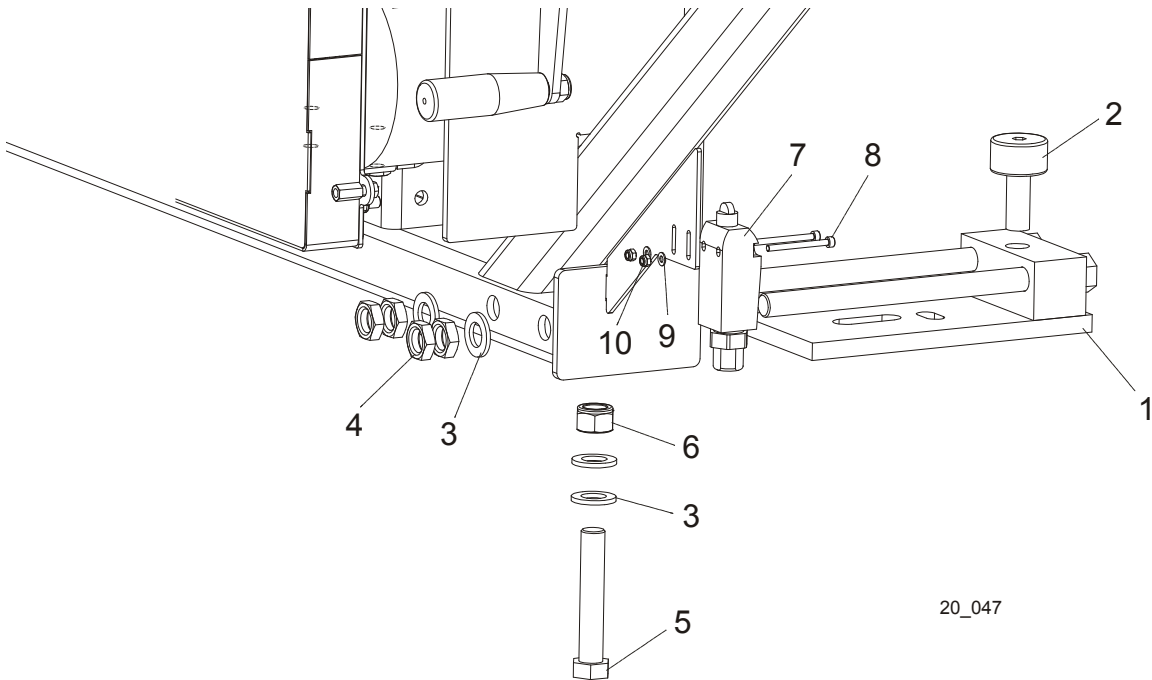
### 7.3 Upper Track Rollers And Wipers



REF.	DESCRIPTION (◆ Indicates Parts Available In Assemblies Only)	PART #	QTY.
	<b>ROLLER ASSEMBLY, LT20 UPPER TRACK</b>	090662	2
1	Block, Upper Track Roller Mount	090665	1
2	Roller, Upper Track	090663	1
3	Bearing, 6305 2RS NSK	P08066	2
4	Ring, 2 7/16" Bevelled Snap	F04254-21	1
5	Washer, Drive Wheel	086286	1
6	Bolt, M10x25-8.8 Hex Head Full Thread Zinc	F81003-11	1
7	Sprocket, O8B Z28	090664	2
8	Washer, 8.2 Split Lock Zinc	F81054-4	6
9	Bolt, M8x20-5.8 Hex Head Full Thread Zinc	F81002-1	6
10	<b>WASHER, Z 24.5 SPLIT LOCK ZINC</b>	F81061-4	2
11	<b>BOLT, M24X2X90-8.8 HEX HEAD FULL THREAD ZINC</b>	F81009-2	2
12	<b>GUARD, UPPER TRACK ROLLER</b>	090749-1	2
13	<b>SCREW, M6 X 16 BN276 DIN 316 THUMB</b>	F81001-16	8
14	<b>COVER, LT20 MIDDLE TRACK W/FELT - SERVICE</b>	091656-S	1
	Cover, LT20 Middle Track Ptd	091656-1	1
	Strip, 3/16 X 2 X 23 Felt	S09915	1
15	<b>WIPER, TOP RAIL</b>	M04113	2
16	<b>PLATE, TRACK WIPER PTD</b>	088559-1	2
17	<b>WASHER, 6.4 ZINC FLAT</b>	F81053-1	2

18	TENSIONER, POWER FEET SPROCKET	092862-1	1	
19	BOLT, M8 X 65MM,HH,GRADE 5.8, ZINC	F81002-3	1	
20	WASHER, M8, FLAT, ZINC	F81054-1	2	
21	NUT, M8 HEXAGON,GRADE 5.8 FREE ZINC	F81032-1	1	
22	SPROCKET, IDLER Z=18 KSR16.L0.08.10.18.0	088700	2	
23	BOLT, SPROCKET MOUNT	091744-1	2	
24	WASHER, 17 FLAT ZINC	F81058-1	2	
25	NUT, M16,HEX, NYLON ZINC LOCK	F81036-2	2	
26	CHAIN, LT20 08B-185 TYPE POWER FEED	091624	1	
27	LINK, 08B-1PZ MASTER	091625	1	

### 7.4 Lower Track Rollers



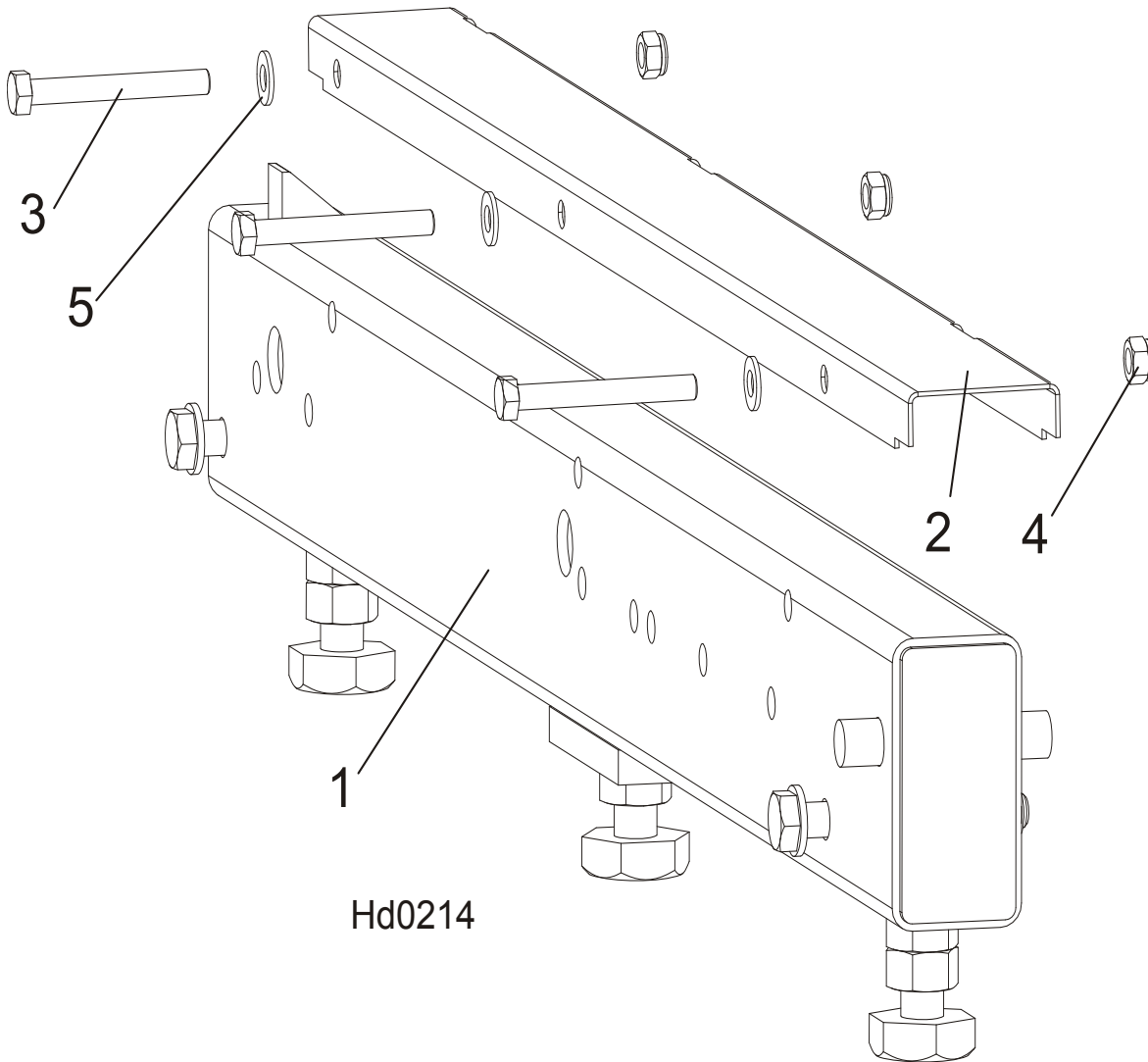
20\_047

REF.	DESCRIPTION (◆ Indicates Parts Available In Assemblies Only)	PART #	QTY.
	<b>ROLLER ASSEMBLY, LT20 LOWER TRACK</b>	090670	2
1	Bracket, LT20 Lower Track Roller	090671-1	1
2	Bearing, Cam Follower (McGill)	012797	1
3	<b>WASHER, 17 ZINC FLAT</b>	F81058-1	4
4	<b>NUT, M16 HEX THIN ZINC</b>	F81036-4	4
5	<b>BOLT, M16 X 90-8.8 HEX HEAD ZINC</b>	F81006-17	1
6	<b>NUT, M16-8 HEX NYLON ZINC LOCK</b>	F81036-2	1
7	<b>SWITCH, GLCB01A1B LIMIT</b>	100931	1
8	<b>SCREW, M4 X 45-8.8 HEX SOCKET HEAD CAP ZINC</b>	F81011-33	2
9	<b>NUT, M4-B HEX NYLON ZINC LOCK</b>	F81029-1	2
10	<b>WASHER, 4.3 ZINC FLAT</b>	F81051-2	2



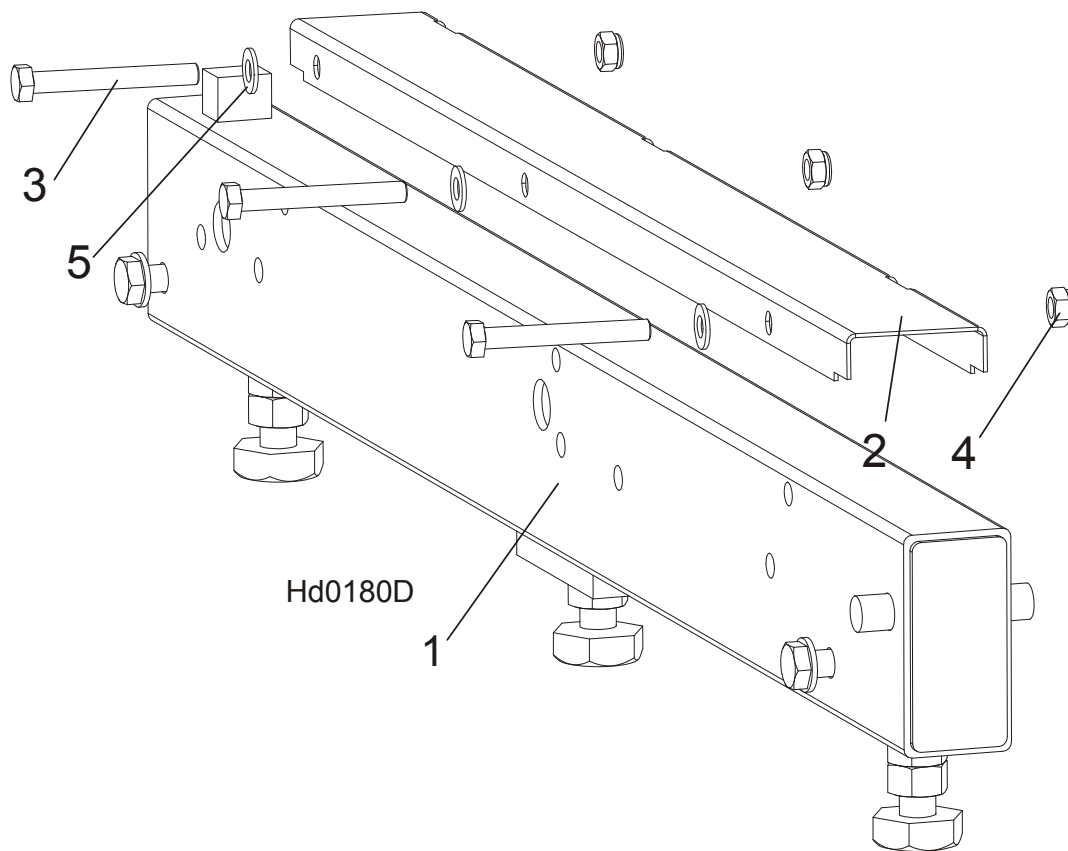
## SECTION 8 BED FRAME ASSEMBLY

### 8.1 Bed Rail Assembly, Front (S/M type frame)



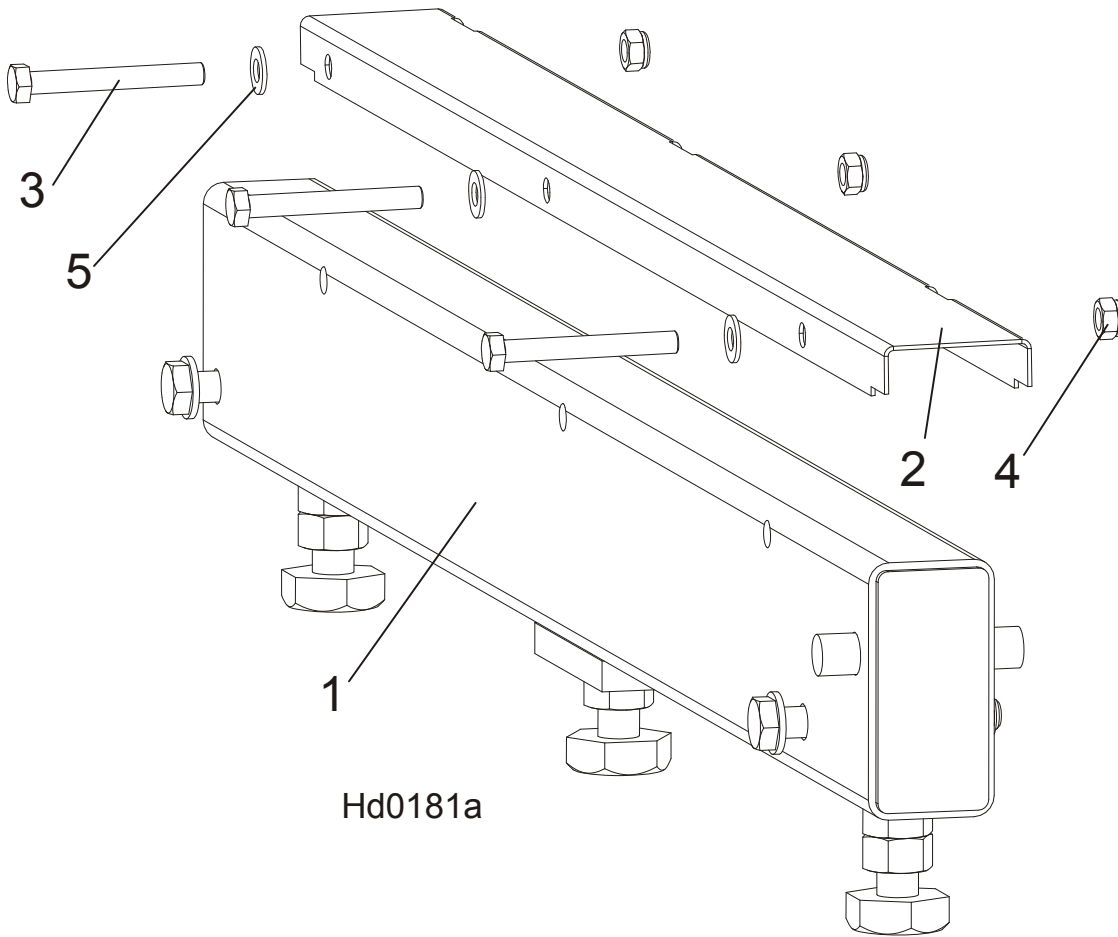
REF	DESCRIPTION (◆ Indicates Parts Available In Assemblies Only)	PART #	QTY.
1	BED DRIVE ROLLER (S&M FRAME)	100676	1
2	COVER, STAINLESS STEEL BED RAIL	099124	1
3	BOLT, M8X65-5,8 ZINC HEX HEAD	F81002-3	3
4	NUT, M8-8-B-ZINC HEX NYLON LOCK	F81032-2	3
5	WASHER, 8.4 FLAT ZINC	F81054-1	3

**8.2 Bed Rail Assembly, Rear (S/M type frame)**



REF	DESCRIPTION (◆ Indicates Parts Available In Assemblies Only)	PART #	QTY.
1	BED RAIL ASSEMBLY, REAR PAINTED	091555	1
2	COVER, STAINLESS STEEL BED RAIL	099124	1
3	BOLT, M8X65-5,8 ZINC HEX HEAD	F81002-3	3
4	NUT, M8-8-B-ZINC HEX NYLON LOCK	F81032-2	3
5	WASHER, 8.4 FLAT ZINC	F81054-1	3

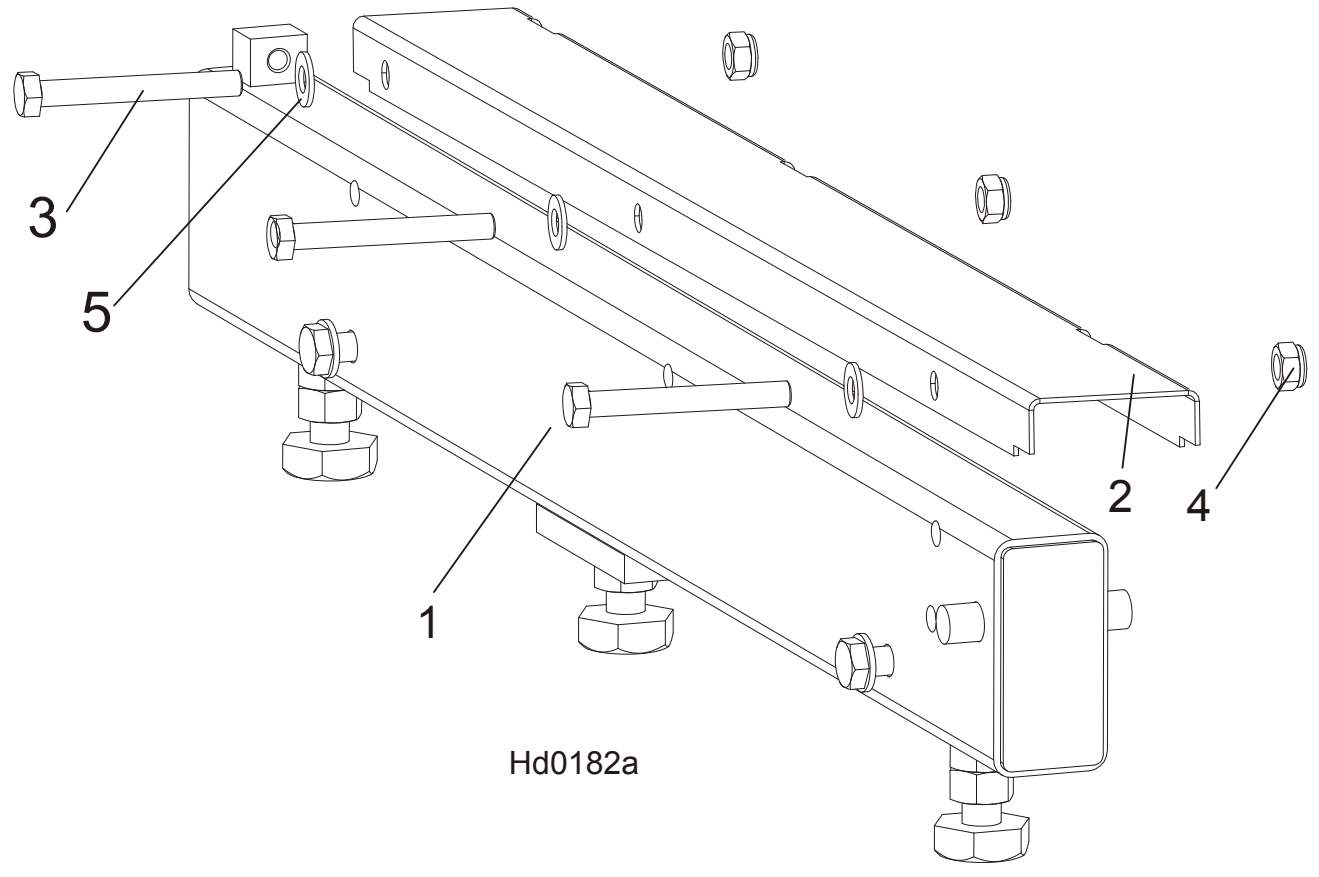
8.3 Bed Rail Assembly, Front Middle (S/M type frame)



REF	DESCRIPTION (◆ Indicates Parts Available In Assemblies Only)	PART #	QTY.
1	BED RAIL ASSEMBLY, FRONT MIDDLE	091556	1
2	COVER, STAINLESS STEEL BED RAIL	099124	1
3	BOLT, M8X65-5,8 ZINC HEX HEAD	F81002-3	3
4	NUT, M8-8-B-ZINC HEX NYLON LOCK	F81032-2	3
5	WASHER, 8.4 FLAT ZINC	F81054-1	3

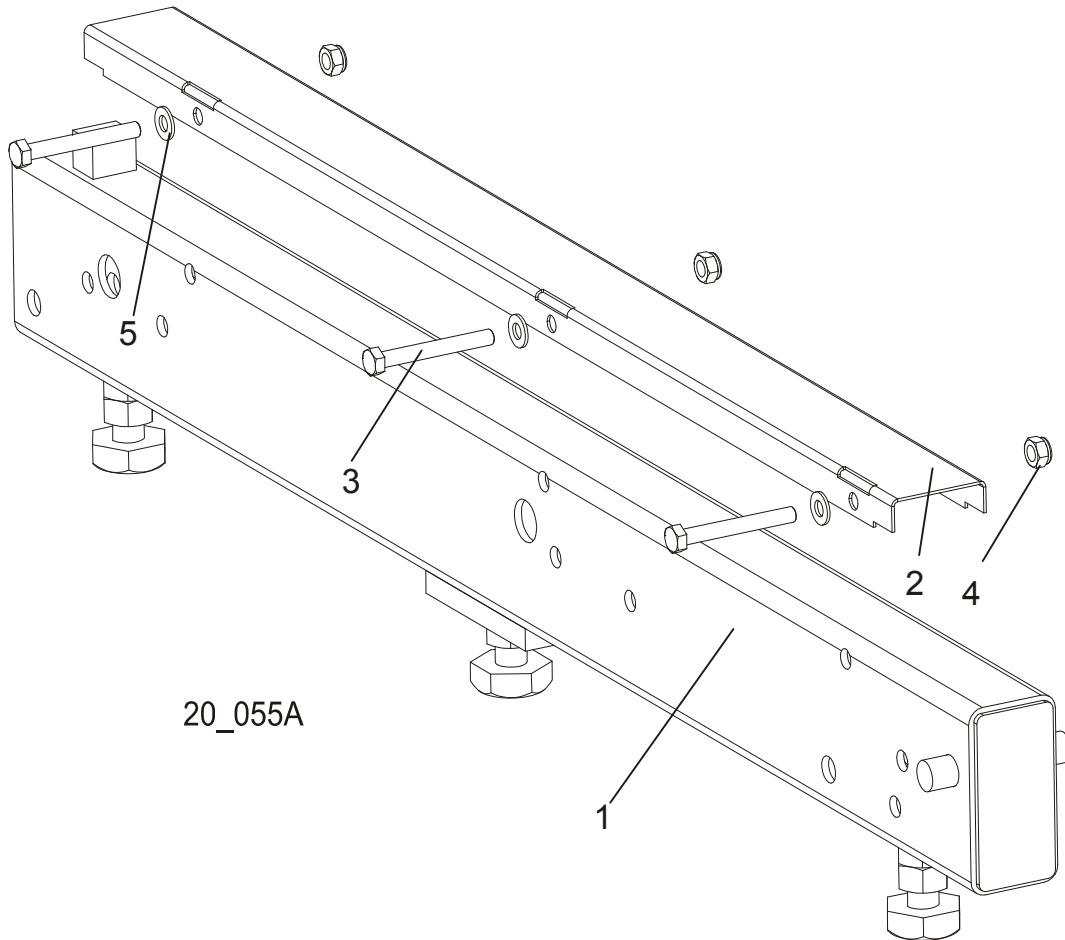
**8** **Bed Frame Assembly**  
*Bed Rail Assembly, Rear Middle (S/M type frame)*

**8.4 Bed Rail Assembly, Rear Middle (S/M type frame)**



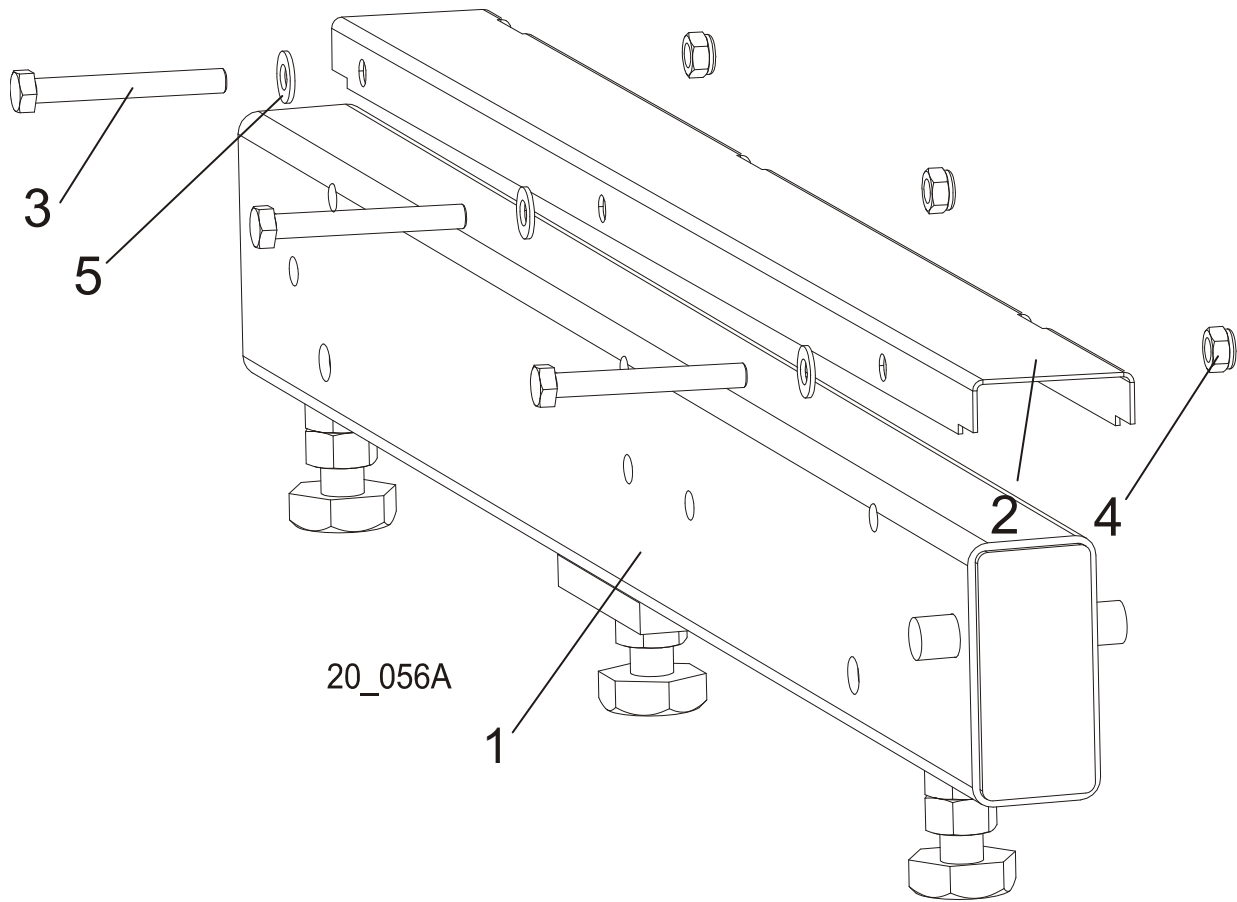
REF	DESCRIPTION (◆ Indicates Parts Available In Assemblies Only)	PART #	QTY.
1	BED RAIL ASSEMBLY, REAR MIDDLE PAINTED	091557	1
2	COVER, STAINLESS STEEL BED RAIL	099124	1
3	BOLT, M8X65-5,8 ZINC HEX HEAD	F81002-3	3
4	NUT, M8-8-B-ZINC HEX NYLON LOCK	F81032-2	3
5	WASHER, 8.4 FLAT ZINC	F81054-1	3

## 8.5 Bed Rail Assembly (L type frame)



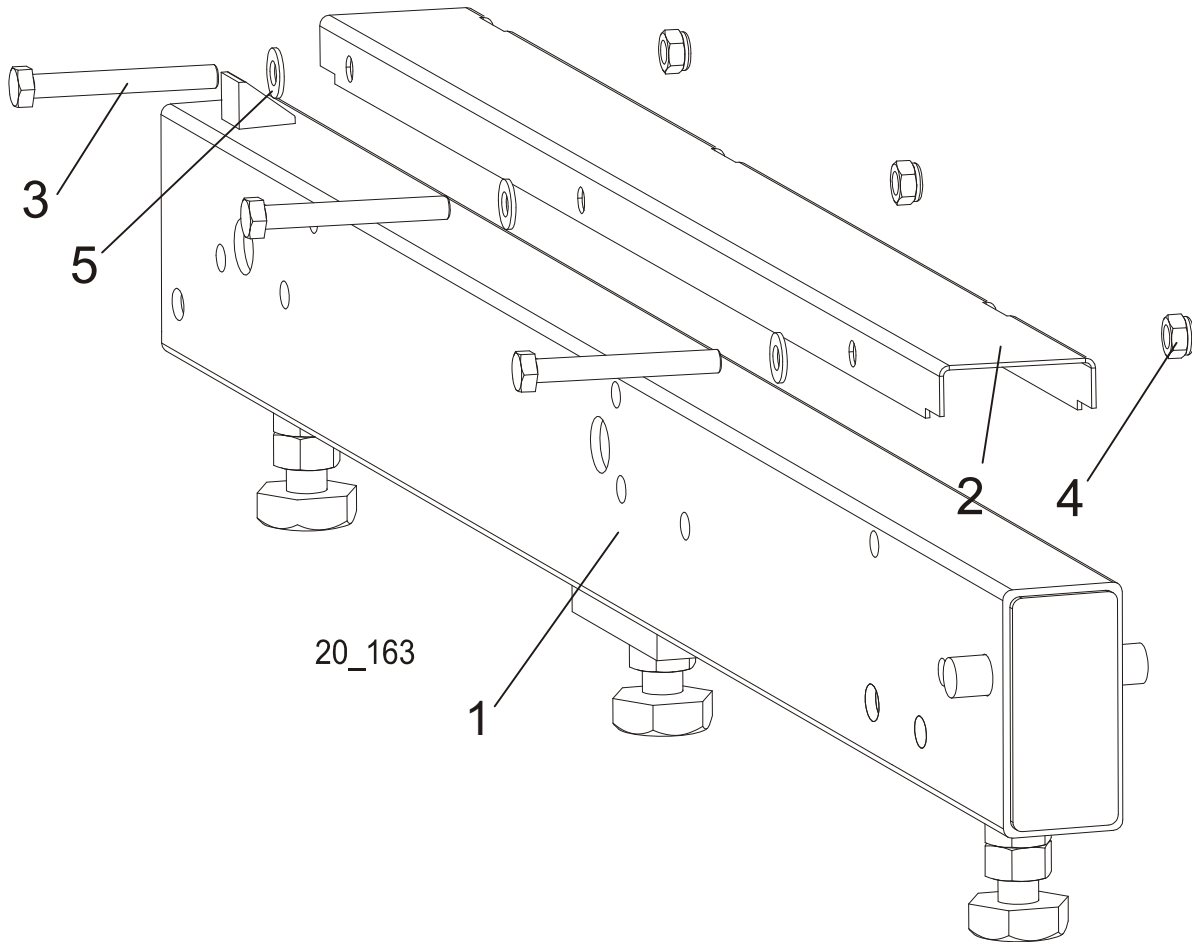
REF	DESCRIPTION (◆ Indicates Parts Available In Assemblies Only)	PART #	QTY.	
1	LONG BED RAIL ASSEMBLY	089385	1	
2	COVER, STAINLESS STEEL BED RAIL	099124	1	
3	BOLT, M8X65-5,8 ZINC HEX HEAD	F81002-3	3	
4	NUT, M8-8-B-ZINC HEX NYLON LOCK	F81032-2	3	
5	WASHER, 8.4 FLAT ZINC	F81054-1	3	

**8.6 Bed Rail Assembly (L type frame)**



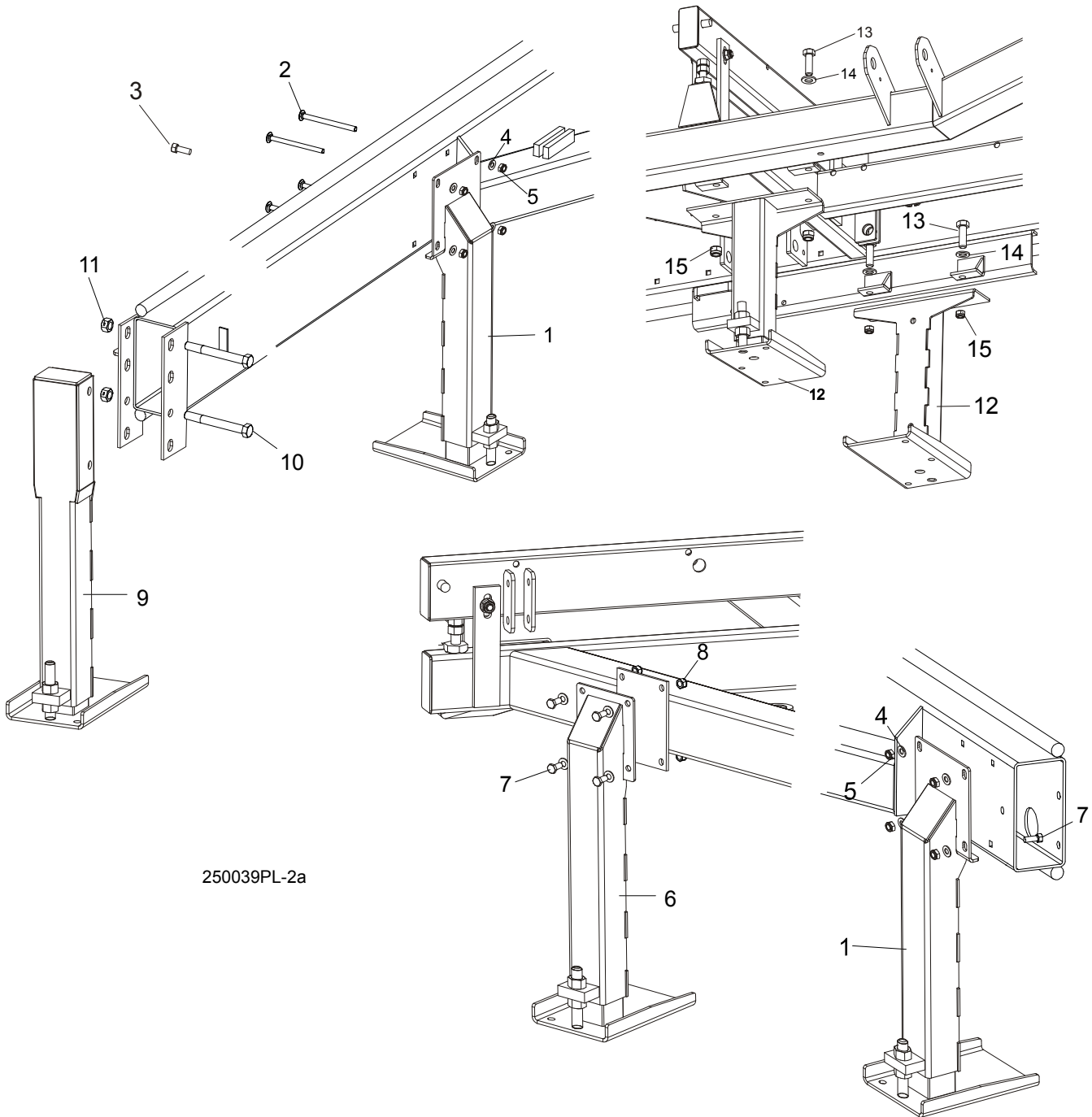
REF	DESCRIPTION (◆ Indicates Parts Available In Assemblies Only)	PART #	QTY.
1	BED RAIL ASSEMBLY, SHORT	089386	1
2	COVER, STAINLESS STEEL BED RAIL	099124	1
3	BOLT, M8X65-5,8 ZINC HEX HEAD	F81002-3	3
4	NUT, M8-8-B-ZINC HEX NYLON LOCK	F81032-2	3
5	WASHER, 8.4 FLAT ZINC	F81054-1	3

### 8.7 Bed Rail Assembly (L type frame)



REF	DESCRIPTION (◆ Indicates Parts Available In Assemblies Only)	PART #	QTY.
1	BED TRANSVERSE	100680	1
2	COVER, STAINLESS STEEL BED RAIL	099124	1
3	BOLT, M8X65-5,8 ZINC HEX HEAD	F81002-3	3
4	NUT, M8-8-B-ZINC HEX NYLON LOCK	F81032-2	3
5	WASHER, 8.4 FLAT ZINC	F81054-1	3

**8.8 Leg, Stationary (S & M type frame)**



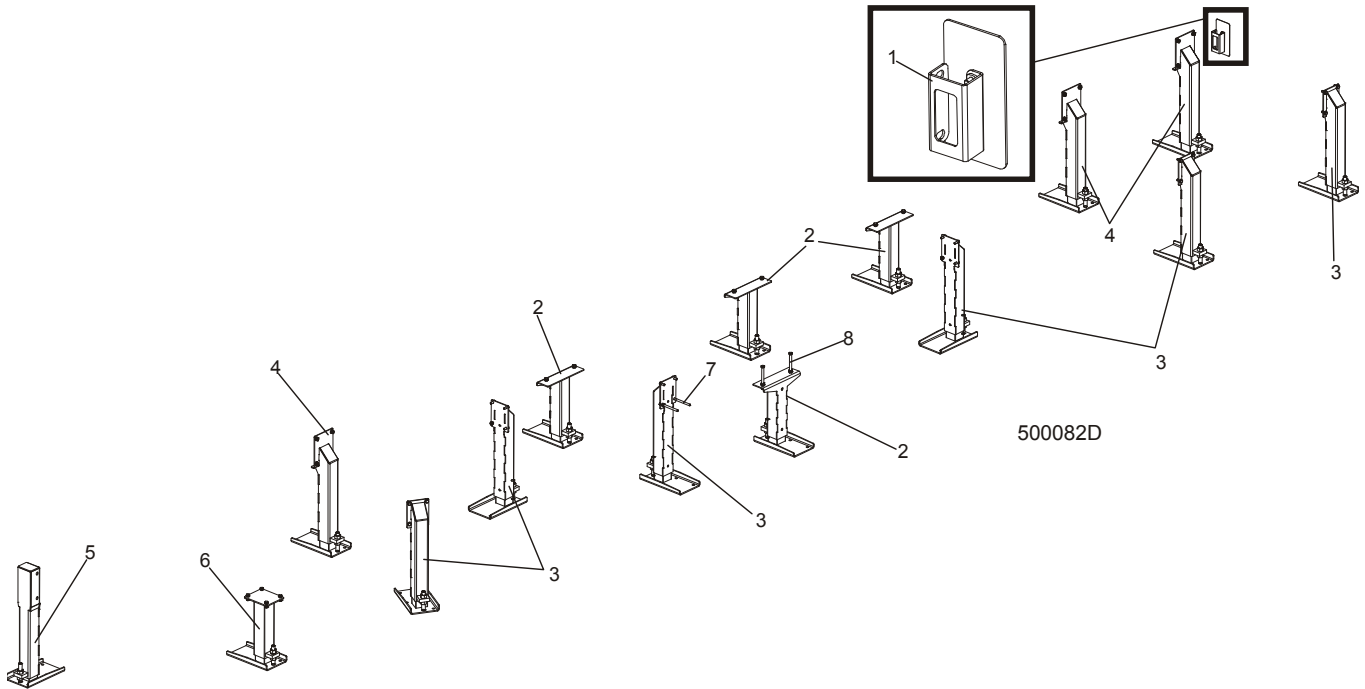
250039PL-2a

REF	DESCRIPTION (◆ Indicates Parts Available In Assemblies Only)	PART #	QTY.
1	LEG, OUTRIGGER STATIONARY RIGHT	501640	2/3
2	BOLT, M10 X 120 - 8.8 CARRIAGE HEAD ZINC	F81003-33	8
3	BOLT, 3/8-16 X 1" HEX HEAD ZINC GRADE 8	F05007-7	4
4	WASHER, 10.5 ZINC FLAT	F81055-1	16
5	NUT, M10-8-B HEX NYLON ZINC LOCK	F81033-1	8/12
6	LEG, OUTRIGGER STATIONARY LEFT	501639	2
7	BOLT, M10 X 25-8.8 HEX HEAD ZINC	F81003-11	12



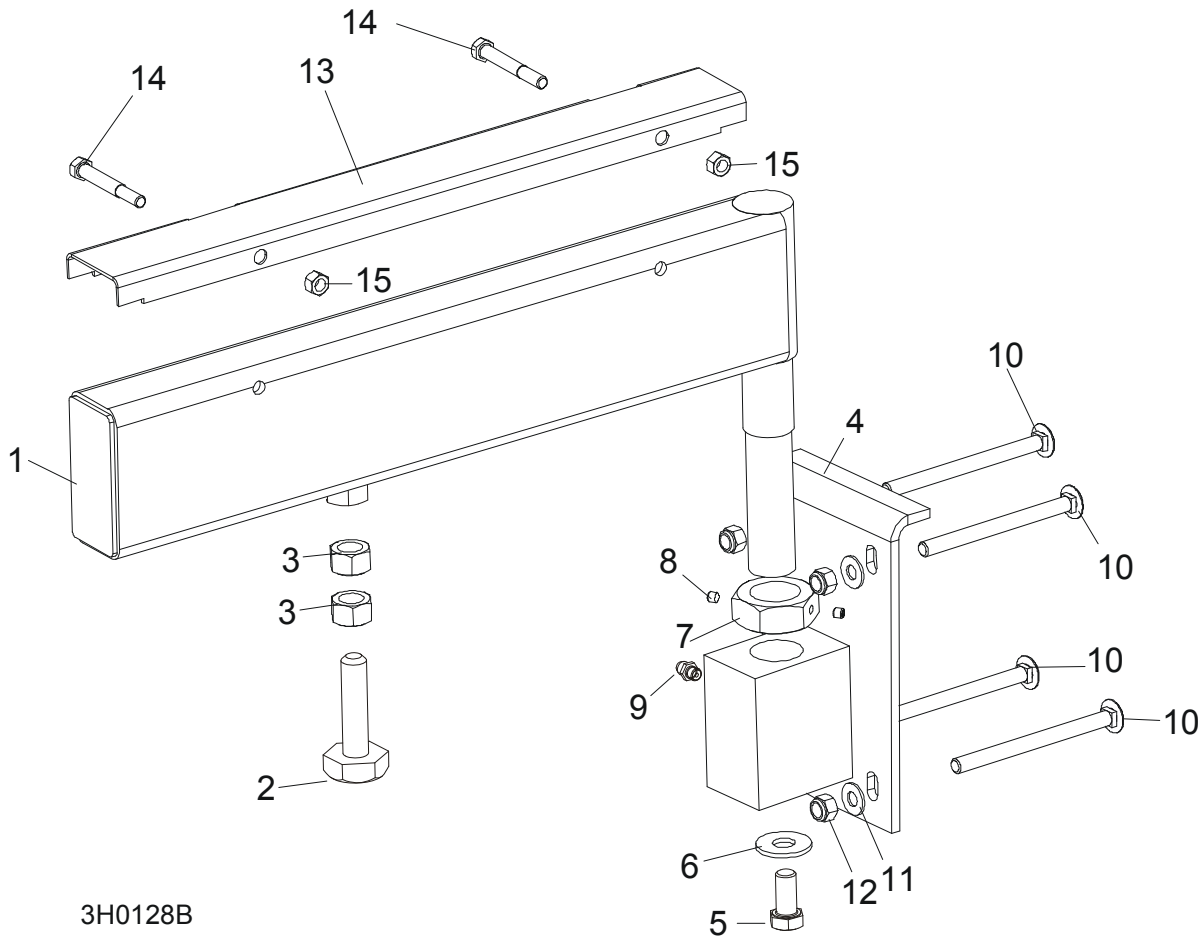
8	NUT, M10-8-B HEX NYLON ZINC LOCK	F81033-1	12	
9	LEG, OUTRIGGER STATIONARY FRONT	501641	1	
10	BOLT, M16 X 140 - 8.8 HEX HEAD	F81006-4	2	
11	NUT, 5/8-11 HEX ZINC	F05010-4	2	
12	LEG, OUTRIGGER STATIONARY MIDDLE	501637	2	
13	BOLT, M16 X 50-8.8 HEX HEAD FULL THREAD ZINC	F81006-7	4	
14	WASHER, 17 ZINC FLAT	F81058-1	4	
15	NUT, M16-8 HEX NYLON ZINC LOCK	F81036-2	4	

## 8.9 Leg, Stationary (L type frame)



REF	DESCRIPTION (◆ Indicates Parts Available In Assemblies Only)	PART #	QTY.
	<b>LEG KIT, "L" FRAME OUTRIGGER STATIONARY</b>	500531	1
1	COVER ASSEMBLY, MAIN TUBE	093052	1
2	LEG, OUTRIGGER STATIONARY MIDDLE	501637	4
3	LEG, OUTRIGGER STATIONARY LEFT	501639	6
4	LEG, OUTRIGGER STATIONARY RIGHT	501640	3
5	LEG, OUTRIGGER STATIONARY FRONT	501641	1
6	LEG, STATIONARY	505766	1
7	BOLT, M10x125-8.8 HEX HEAD ZINC	F81003-18	2
8	BOLT, M12x130-8.8-Fe/Zn5 PN-M/82101	F81004-36	2

### 8.10 Pivot Bed Rail Assembly



3H0128B

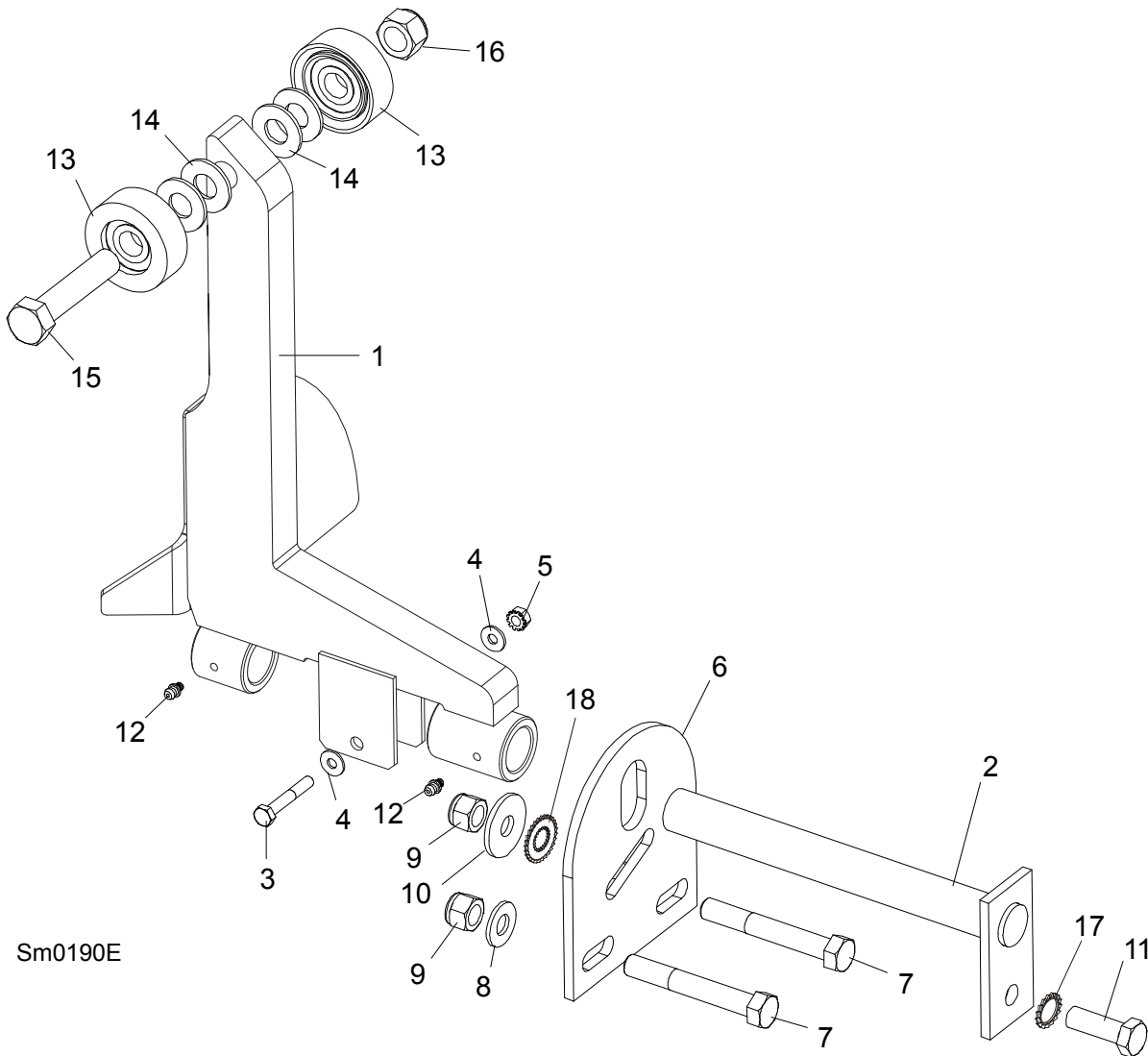
REF	DESCRIPTION (◆ Indicates Parts Available In Assemblies Only)	PART #	QTY.
	<b>PIVOT BED RAIL, COMPLETE</b>	087829	2
	<b>PIVOT BED RAIL, COMPLETE</b>	087855	2
1	Rail Weldment, Pivot Bed	087852-1	1
	Rail, Pivot Bed	087848-1	1
	Bolt Assembly, Bed Rail Adjustment		
2	Bolt, Pivot Bed Rail Adjustment	086809	1
3	Nut, M16-5.8 Zinc Hex	F81036-1	2
4	Bracket, Pivot Bed Rail Mounting	087841-1	1
5	Bolt, M12x25-8.8 Hex Head Full Thread Zinc	F81004-31	1
6	Washer, 9/16" Zinc Flat	F05011-52	1
7	NUT, M32x2-04-B ZINC	087975	1
8	Screw, 1/4-28 x 1/4 Socket Head Brass Tip Set	F05005-42	2
9	Fitting, M6 Grease	086280	1
10	<b>BOLT, M10 X 120 8.8 CARRIAGE HEAD ZINC</b>	F81003-33	2
11	<b>BOLT, M10 X 120 8.8 CARRIAGE HEAD ZINC</b>	F81003-33	6
12	<b>WASHER, 10.5 ZINC FLAT</b>	F81055-1	8
13	<b>NUT, M16-8 HEX NYLON ZINC LOCK</b>	F81036-2	8
	<b>COVER KIT, PIVOT BED RAIL</b>	015926	2
	<b>COVER KIT, PIVOT BED RAIL</b>	N/A	2

**8****Bed Frame Assembly***Pivot Bed Rail Assembly*

---

<b>14</b>	Cover, Pivot Bed Rail Stainless Steel	012994	1	
	Cover, Pivot Bed Rail	099123	1	
<b>15</b>	Bolt, M8x65-5.8 Hex Head Zinc	F81002-3	2	
<b>16</b>	Nut, M8-8-B Hex Nylon Zinc Lock	F81032-2	2	
	<b>WRENCH, BED RAIL ADJUSTMENT</b> ( <a href="#">Patrz rozdział 8.4</a> )	015970	1	

### 8.11 Log Side Support Assembly



Sm0190E

REF	DESCRIPTION (◆ Indicates Parts Available In Assemblies Only)	PART #	QTY.
1	SUPPORT, LOG SIDE W/GUARD	099785-1	1
2	PIN, LOG SIDE SUPPORT PIVOT	091549-1	1
3	BOLT, M8X45 - 8.8 HEX HEAD GRADE 5	F81002-14	1
4	WASHER, 8.4 FLAT	F81054-1	2
5	NUT, M8-8-B SELF LOCKING	F81032-2	1
6	PLATE, LOG SIDE SUPPORT END	091591-1	1
7	BOLT, M12 X 75-8.8 HEX HEAD	F81004-21	2
8	WASHER, 13 FLAT	F81056-1	2
9	NUT, M12-8 HEX NYLON LOCK	F81034-2	3
10	WASHER, 15 FLAT SPECIAL ZINC-PLATED	F81057-3	1
11	BOLT, M12 X 35-8.8 HEX HEAD	F81004-24	1
12	FITTING, 3/16" GREASE	P04107	2
13	ROLLER ASSEMBLY, SIDE SUPPORT	015014-1	2
14	WASHER, 17 FLAT	F81058-1	2
15	BOLT, M16X65-8.8-B HEX HEAD GRADE 5	F81006-1	1



# Bed Frame Assembly

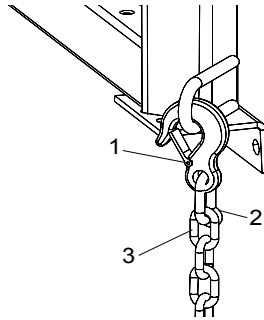
## Log Side Support Assembly

---

16	NUT, M16-8 NYLON LOCK	F81036-2	1	
17	WASHER, SPECIAL BOSART/2S, BN781 M12/13	F81056-16	1	
18	WASHER, SPECIAL BOSART/2S M12/12,3/30,3	F81056-17	1	
	INSTRUCTION SHEET, SIDE SUPPORT ROLLER	015109-526	1	

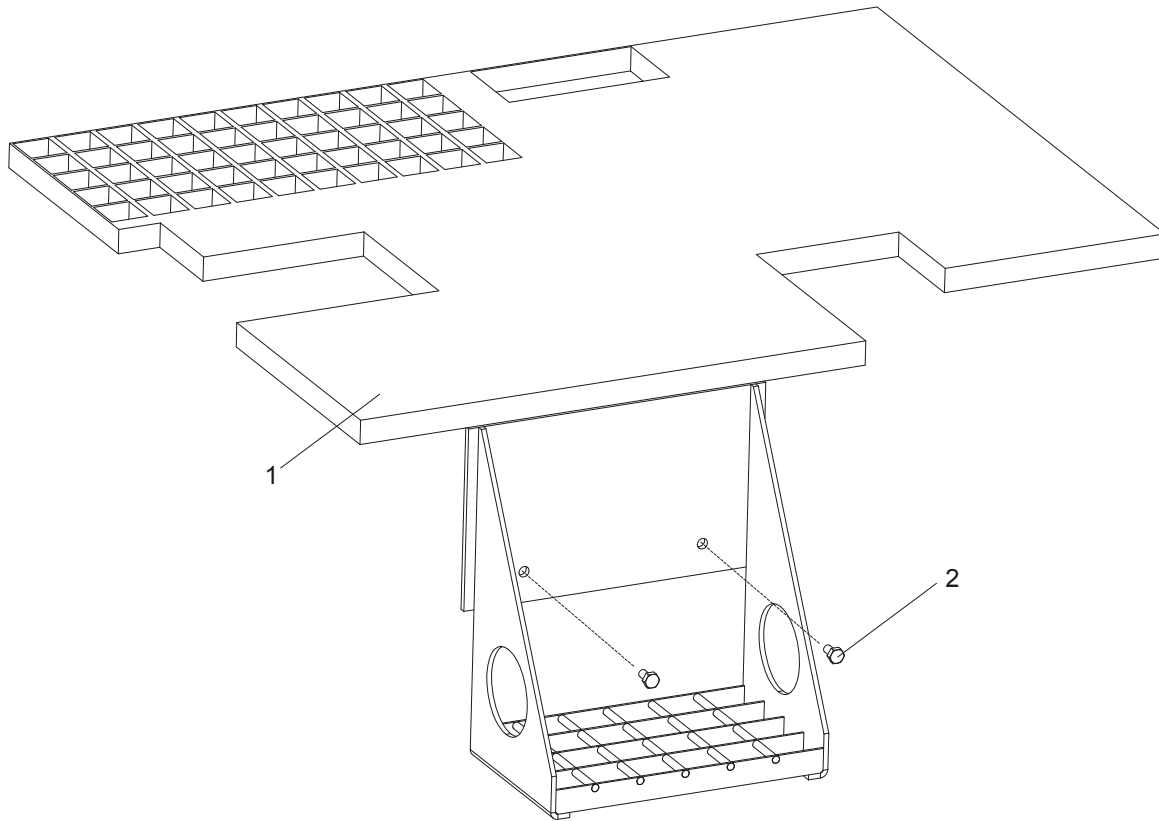
## 8.12 Tie Down Chain Assembly

SM0129



REF	DESCRIPTION (◆ Indicates Parts Available In Assemblies Only)	PART #	QTY.	
	<b>TIE DOWN CHAIN ASSEMBLY</b>	A04376-1	1	
1	Hook, 5/8" Safety Chain	P12075	1	◆
2	Screw Closed Chain Link, 10	100767	1	◆
3	Chain, N-10 x 35, 6 Links	100951	1	◆

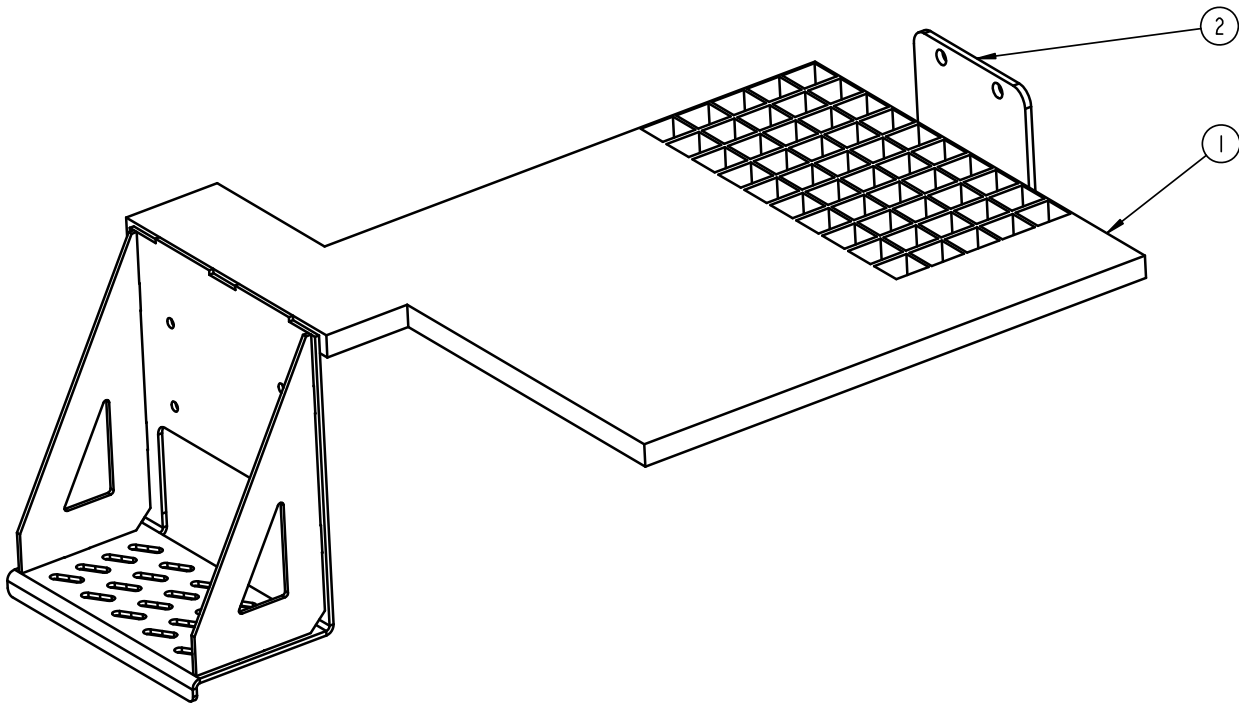
**8.13 Inspection Platform (DC mills only)**



REF	DESCRIPTION (◆ Indicates Parts Available In Assemblies Only)	PART #	QTY.
	<b>PLATFORM, INSPECTION COMPLETE</b>	093062	1
<b>1</b>	PLATFORM, INSPECTION PTD	093061-1	1
<b>2</b>	BOLT, 1/4-20 X 1/2 HEX HEAD	F05005-15	2

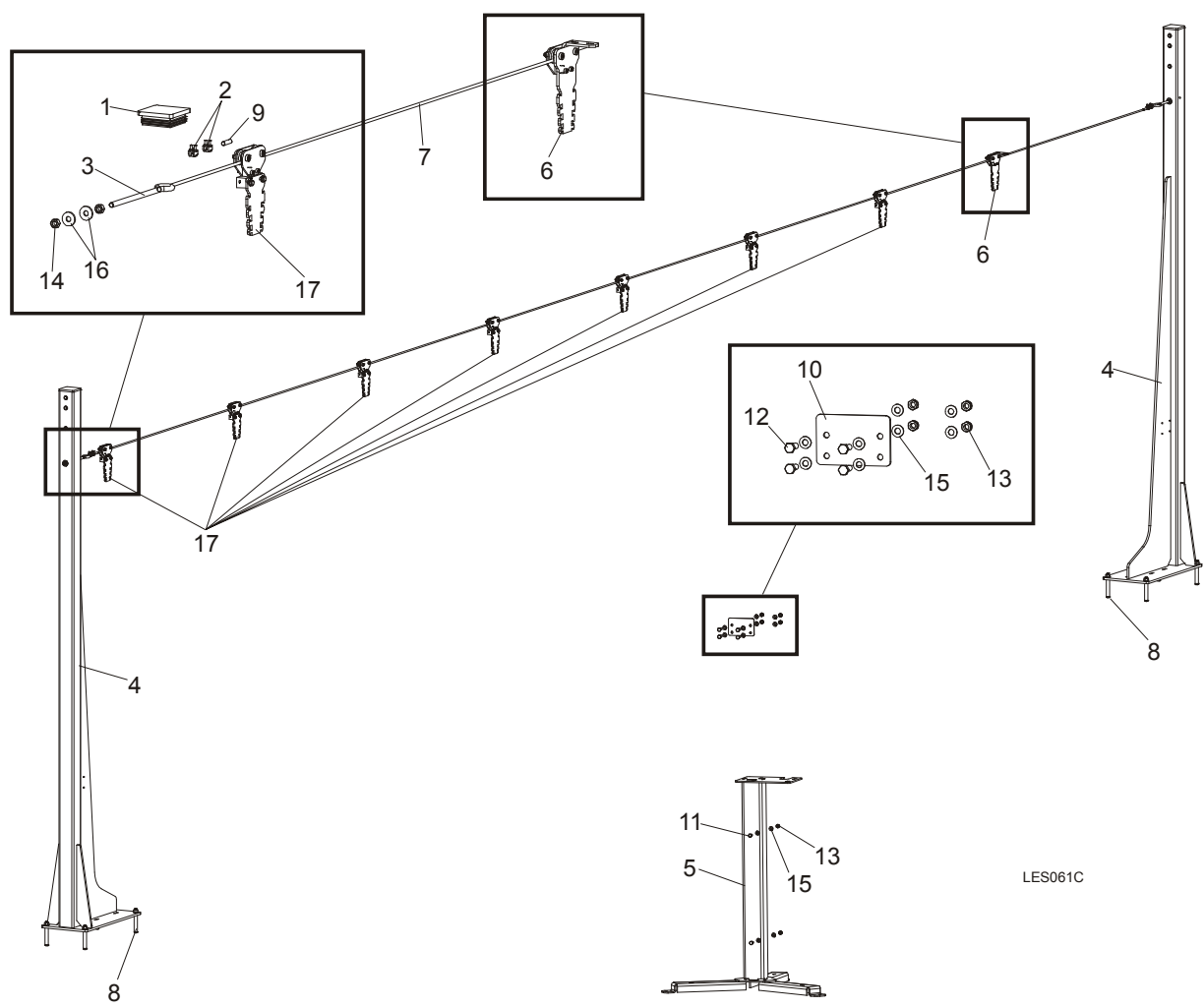


### 8.14 Inspection Platform For M Frame With Power Roller



L.P.	OPIS (♦ wskazuje części dostępne jedynie w zespołach)	NUMER KAT.	SZT.
	<b>ASSEMBLY PLATFORM INSPECTION FRAME "M" POWER ROLLER</b>	506379	1
1	PLATFORM, INSPECTION, FRAME "M"	506046-1	1
2	ANGLE BRACKET PLATFORM	506332-1	1

**8.15 Remote Equipment Option**

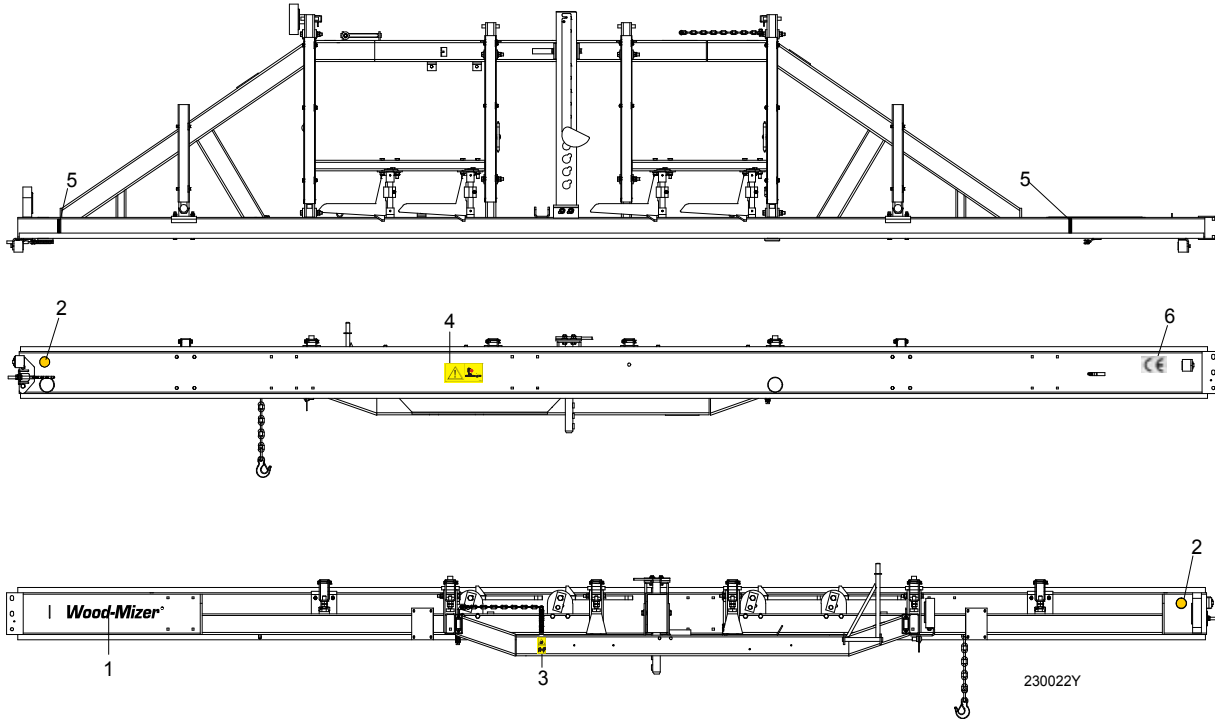


LES061C

REF	DESCRIPTION (◆ Indicates Parts Available In Assemblies Only)	PART #	QTY.
	<b>EQUIPMENT, LT20B REMOTE COMPLETE</b>	501649	1
1	CAP, EDGER FRAME	089644	2
2	CLAMP, LT20 STRING	091614	4
3	TENSIONER, ZINC-PLATED	500846-1	2
4	COLUMN, LT20B LINE GUIDE	503600-1	2
5	STAND, LT20B CONTROL BOX	501651-1	1
6	PULLEY, STATIONARY	504264	1
7	CABLE, 6MM (11,5 M) STEEL	504279	1
8	PIN, LT 16X120	501877	8
9	POINTER, 6MM STEEL CABLE	504280-1	2
10	CAP, LT20B REMOTE CONTROL BOX	501879-1	1
11	BOLT, M8X20-5.8 HEX HEAD FULL THREAD ZINC	F81002-1	2
12	BOLT, M8x25-8.8-B HEX HEAD FULL THREAD ZINC	F81002-5	4
13	NUT, M8-8-B HEX NYLON ZINC LOCK	F81032-2	6
14	NUT, M10-8-B-FE	F81033-3	4
15	WASHER, 8.4 FLAT ZINC	F81054-1	12
16	WASHER, 10.5 ZINC FLAT SPECIAL	F81055-6	4

17	PULLEY	504114	7	
----	--------	--------	---	--

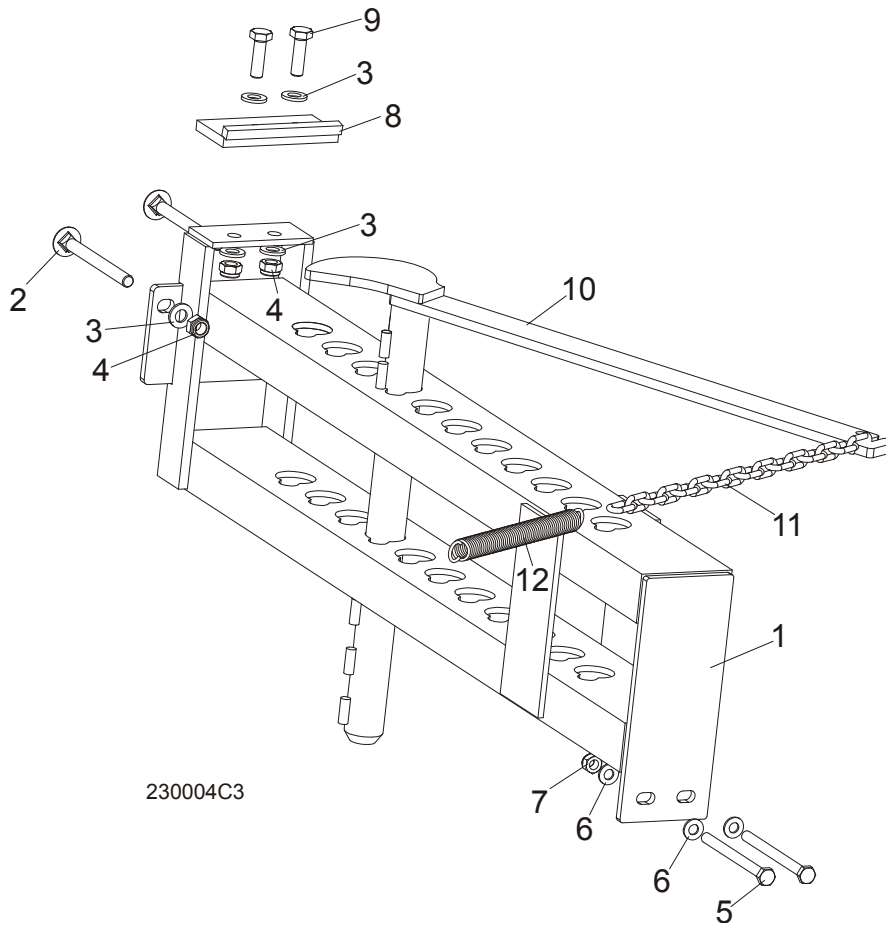
### 8.16 Bed Frame Decals



REF	DESCRIPTION (◆ Indicates Parts Available In Assemblies Only)	PART #	QTY.
1	DECAL, WOOD-MIZER LOGO	014751	1
2	DECAL, AMBER REFLECTIVE 2" ROUND	P07453	2
3	DECAL, KEEP AWAY DANGER, PICTOGRAM	099221	1
4	DECAL, SAWMILL TRAILER CAUTION, PICTOGRAM	099542	1
5	DECAL, LOG LENGTH LIMIT	S12051	2
6	DECAL, CE CERTIFIED SAWMILL SMALL	P85070	1

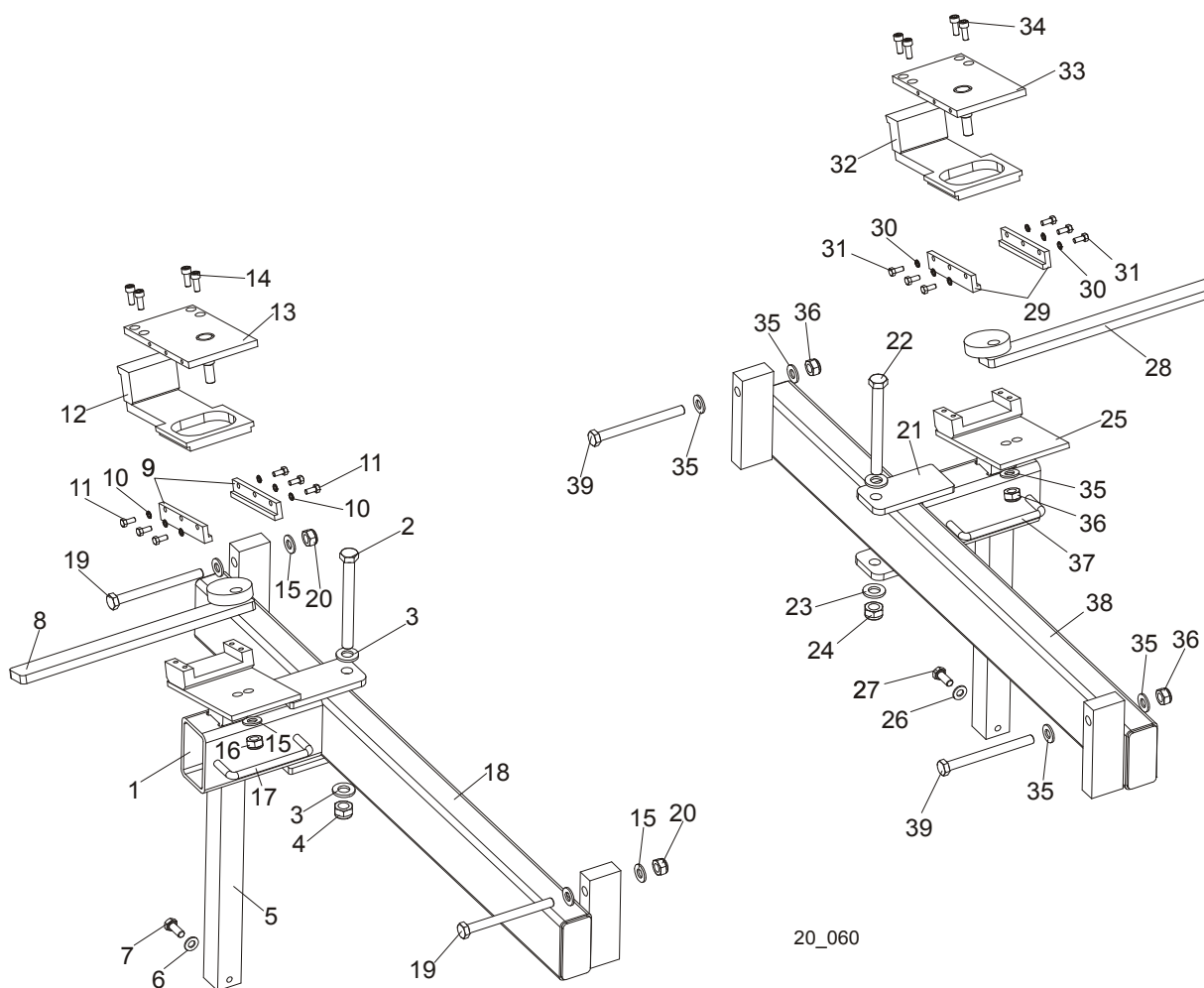
**SECTION 9 LOG CLAMP, TURNER, LOADER & TOE BOARDS**

**9.1 Manual Log Clamp**



REF	DESCRIPTION (◆ Indicates Parts Available In Assemblies Only)	PART #	QTY.
	<b>MANUAL LOG CLAMP</b>	<b>092683</b>	<b>1</b>
1	Bracket, Manual Log Clamp	092677-1	1
2	Bolt, M12x130-8.8 Carriage Head Zinc	F81004-26	2
3	Washer, 13 Flat Zinc	F81056-1	6
4	Nut, M12-8 Hex Nylon Zinc Lock	F81034-2	4
5	Bolt, M10x125-8.8 Hex Head Zinc	F81003-18	2
6	Washer, 10.5 Flat Zinc	F81055-1	4
7	Nut, M10-8-B Hex Nylon Zinc Lock	F81033-1	2
8	Stop Weldment, Log Clamp Painted	086980-1	1
9	Bolt, M12 x 40-8.8 Hex Head Full Thread Zinc	F81004-4	2
10	Log Clamp Weldment, Manual Painted	100725-1	1
11	Chain, Log Clamp	M04311	1
12	Spring, FI 2.8 X FI 22.2 X 183	091864	1

## 9.2 Log Clamp Assembly



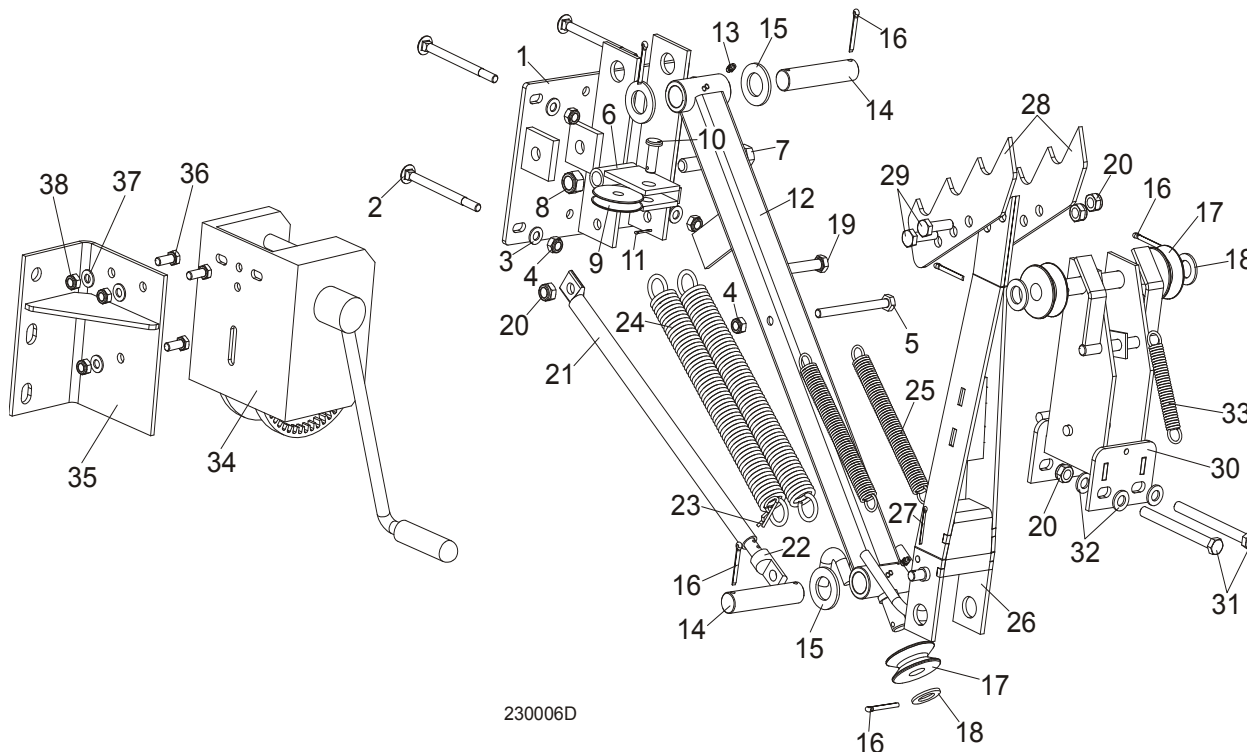
20\_060

REF	DESCRIPTION (◆ Indicates Parts Available In Assemblies Only)	PART #	QTY.
	<b>LOG CLAMP ASSEMBLY, LEFT (LT50/80 NON-HYDRAULIC)</b>	089631 <sup>1</sup>	1
1	Arm Weldment, Log Clamp Zinc-plated	089624-1	1
2	Bolt, M12x120 8.8 Hex Head Zinc	F81004-38	1
3	Washer, 13 Zinc Flat	F81056-1	2
4	Nut, M12-8 Hex Nylon Zinc Lock	F81034-2	1
5	Mount Weldment, Log Clamp Zinc-plated	090174-1	1
6	Washer, 8.4 Zinc Flat	F81054-1	4
7	Bolt, M8x20-8.8-B Hex Head Full Thread Zinc	F81002-4	2
8	Lever, Log Clamp Zinc-plated	089611-1	1
9	Plate, Log Clamp Side Zinc-plated	089615-1	2
10	Washer, 5.1 Split Lock Zinc	F81052-2	6
11	Bolt, M5x12-5.8 Hex Head Full Thread Zinc	F81000-5	6
12	Plate, Clamping Zinc-plated	090202-1	1
13	Plate, Log Clamp Upper Zinc-plated	089614-1	1
14	Screw, M6x16-8.8 Hex Socket Set Cap Zinc	F81001-21	4
15	Washer, 10.5 Zinc Flat	F81055-1	5
16	Nut, M8-8-B Hex Nylon Zinc Lock	F81032-2	1
17	Handle, 4" w/Bolts	P08065	1

18	Bar Weldment, Log Clamp Guide Ptd	089628-1	1	
19	Bolt, M10x110 8.8 Hex Head Zinc	F81003-43	2	
20	Nut, M10-8-B Hex Nylon Zinc Lock	F81033-1	2	
	<b>LOG CLAMP ASSEMBLY, RIGHT (NON-HYDRAULIC)</b>	090349	1	
21	Arm Weldment, Log Clamp Zinc-plated	089624-1	1	
22	Bolt, M12x120 8.8 Hex Head Zinc	F81004-38	1	
23	Washer, 13 Zinc Flat	F81056-1	2	
24	Nut, M12-8 Hex Nylon Zinc Lock	F81034-2	1	
25	Mount Weldment, Log Clamp Zinc-plated	090174-1	1	
26	Washer, 8.4 Zinc Flat	F81054-1	2	
27	Bolt, M8x20-8.8-B Hex Head Full Thread Zinc	F81002-4	2	
28	Lever, Log Clamp Zinc-plated	090348-1	1	
29	Plate, Log Clamp Side Zinc-plated	089615-1	2	
30	Washer, 5.1 Split Lock Zinc	F81052-2	6	
31	Bolt, M5x12-5.8 Hex Head Full Thread Zinc	F81000-5	6	
32	Plate, Clamping Zinc-plated	090202-1	1	
33	Plate, Log Clamp Upper Zinc-plated	090347-1	1	
34	Screw, M6x16-8.8 Hex Socket Head Cap Zinc	F81001-21	4	
35	Washer, 10.5 Zinc Flat	F81055-1	5	
36	Nut, M10-8-B Hex Nylon Zinc Lock	F81033-1	3	
37	Handle, 4" w/Bolts	P08065	1	
38	Bar Weldment, Log Clamp Guide Ptd	089628-1	1	
39	Bolt, M10x110 8.8 Hex Head Zinc	F81003-43	2	

<sup>1</sup> The number of clamps depends on the frame length.

### 9.3 Manual Log Turner

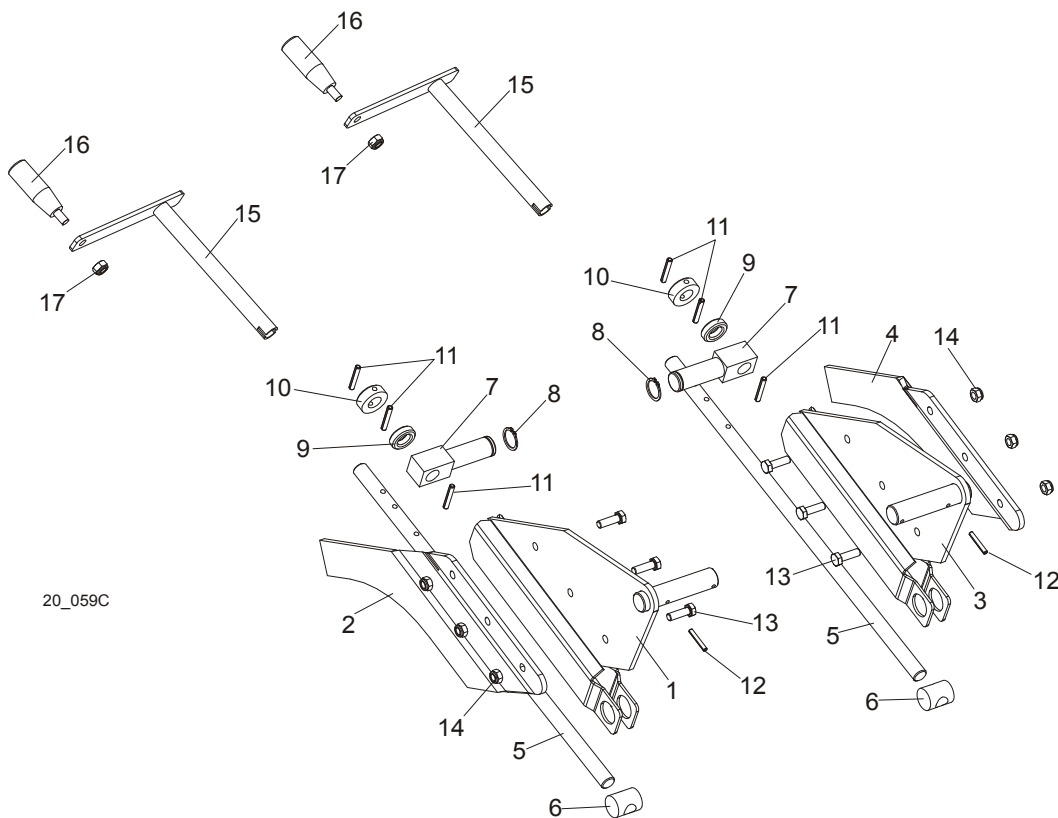


REF	DESCRIPTION (◆ Indicates Parts Available In Assemblies Only)	PART #	QTY.
	<b>MANUAL LOG TURNER OPTION (S/M TYPE FRAME)</b>	091291	1
	<b>MANUAL LOG TURNER OPTION (L TYPE FRAME)</b>	091562	1
1	Bracket Weldment, Manual Log Turner Painted (S/M Type Frame)	091269-1	1
	Bracket Weldment, Manual Log Turner Painted (L Type Frame)	090271-1	1
2	Bolt, M10x120 8.8 Carriage Head Zinc	F81003-33	4
3	Washer, 10.5 Flat Zinc	F81055-1	4
4	Nut, M10-8-B Hex Nylon Zinc Lock	F81033-1	5
5	Bolt, M10x115-8.8 Hex Head Zinc	F81003-19	1
6	Bracket Weldment, Cable Guide Pulley Painted	091295-1	1
7	Bolt, M16x100-8.8 Hex Head Full Thread Zinc	F81006-2	1
8	Nut, M16-8 Hex Nylon Zinc Lock	F81036-2	1
9	Pulley, Zinc-Plated Cable Guide	091273-1	1
10	Pin, 12x35 B Clevis Zinc	F81049-1	1
11	Pin, 2.5x20 Cotter Zinc	F81043-1	1
12	Arm Weldment, Manual Turner Lower Painted	091256-1	1
13	Fitting, M6 Grease	086280	2
14	Pin, Manual Turner Arm Pivot Zinc-Plated	091275-1	2
15	Washer, 28 Flat Zinc	F81061-1	4
16	Pin, 5x40 Cotter Zinc	F81043-31	7
17	Pulley, Manual Turner Zinc-Plated	091280-1	3
18	Washer, 20.5 Split Lock Zinc	F81059-1	5
19	Bolt, M12x120 8.8 Hex Head Zinc	F81004-38	1

20	Nut, M12-8 Hex Nylon Zinc Lock	F81034-2	5	
21	Tube, Manual Turner Painted	091537-1	1	
22	Rod Weldment, Manual Turner Painted	091540-1	1	
23	Pin, 1/8x1 13/16 Safety	P05059	1	
24	Spring, FI 4.5 x FI 35 x 303	091863	2	◆
25	Spring, FI 2.8 x FI 22.2 x183	091864	2	
26	Arm Weldment, Manual Turner Upper Painted	091263-1	1	
27	Pin, 4x25 Cotter Zinc	F81043-2	1	
28	Claw, Log Turner Painted	088082-1	2	
29	Bolt, M12x40-8.8 Hex Head Full Thread Zinc	F81004-4	2	
30	Bracket Weldment, Manual Turner Pulley Painted	091281-1	1	
31	Bolt, M12x130-8.8 Hex Head Zinc	F81004-36	2	
32	Washer, 13 Flat Zinc	F81056-1	4	
33	Spring, FI 1.9 X FI 14.2 X 104	091865	1	
34	<b>WINCH, AL-KO TYPE 901</b>	096453	1	
35	<b>BRACKET, WINCH MOUNT (COMP. NON-HYD FRAME)</b>	085841-1	1	
36	<b>BOLT, M10-1.5X25MM HH GR8.8</b>	F81003-11	3	
37	<b>WASHER, FLAT, M10, ZINC</b>	F81055-1	3	
38	<b>NUT, M10, NYLON HEX ZINC LOCK</b>	F81033-1	3	



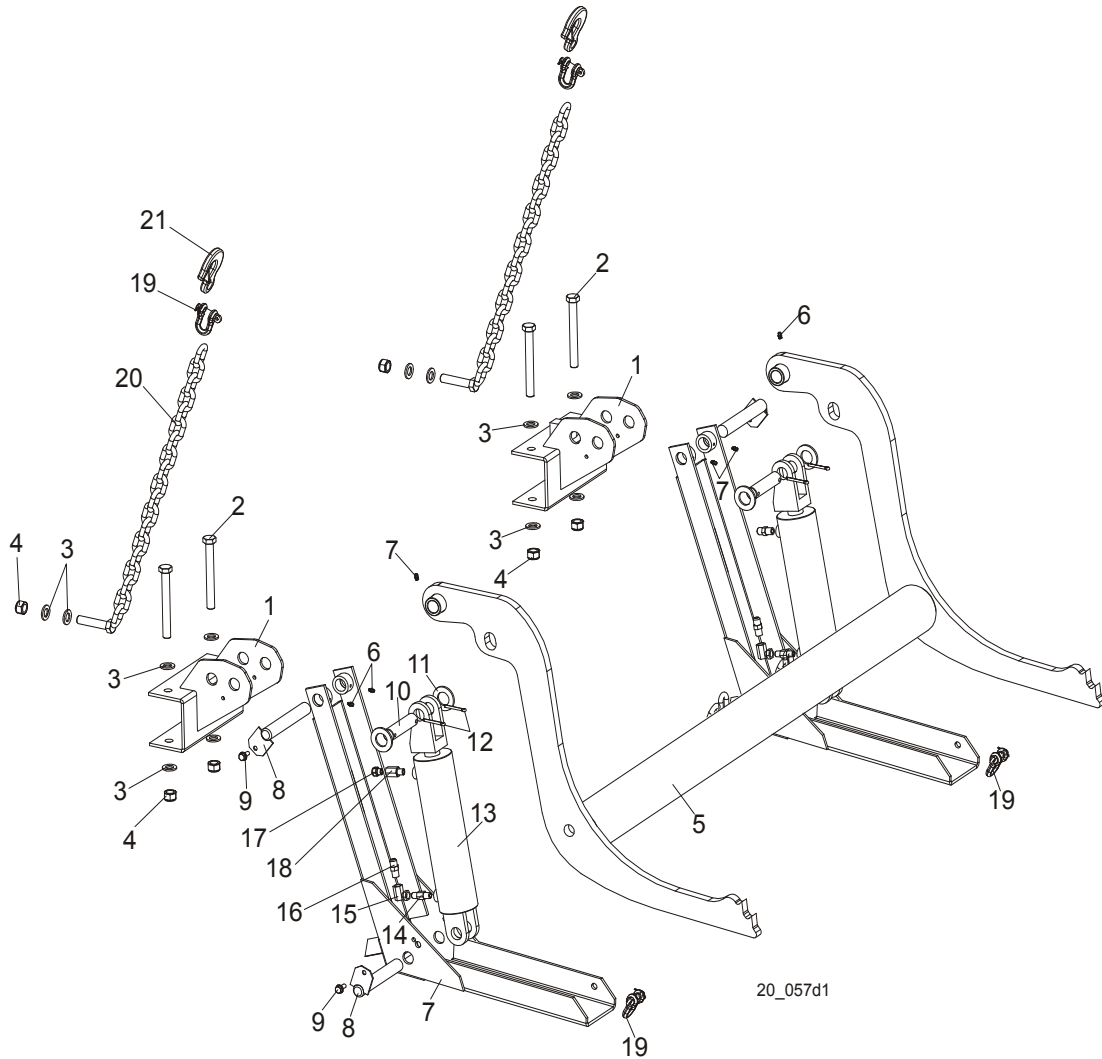
9.4 Manual Toe Board



20\_059C

REF	DESCRIPTION (◆ Indicates Parts Available In Assemblies Only)	PART #	QTY.
	<b>TOE BOARD KIT, MANUAL FRONT</b>	094929	1
1	Plate Weldment, Manual Toe Board Front	094927-1	1
2	Extension, Manual Toe Board Plate (I)	095203-1	1
	<b>TOE BOARD KIT, MANUAL REAR</b>	094928	1
3	Plate Weldment, Manual Toe Board Rear	094926-1	1
4	Extension, Manual Toe Board Plate (II)	095202-1	1
5	Shaft, Manual Toe Board	090344-1	2
6	Nut, Special Threaded	090017	2
7	Pivot, Manual Toe Board Shaft (I)	094931-1	2
8	Ring, Z 22 Outside Retaining	F81090-24	2
9	Bearing, 5/8" Thrust	P04214	2
10	Collar, 16	F81039-6	2
11	Pin, 5x35-N-C PN-EN ISO 8752 Roll	F81044-9	6
12	Pin, 4x30 Zinc Roll	F81044-7	2
13	Bolt, M8 x 25-8.8-B Hex Head Full Thread Zinc	F81002-5	6
14	Nut, M8-8-B Hex Nylon Zinc Lock	F81032-2	6
	<b>CRANK ASSEMBLY, MANUAL TOE BOARD</b>	500600	2
15	Crank, Manual Toe Board	500599-1	1
16	Knob, Plastic Crank Handle	086338	1
17	Nut, M10-8-B Nylon Hex Zinc Lock	F81033-1	1

9.5 Manual Log Loader ( S/M Type Frame )

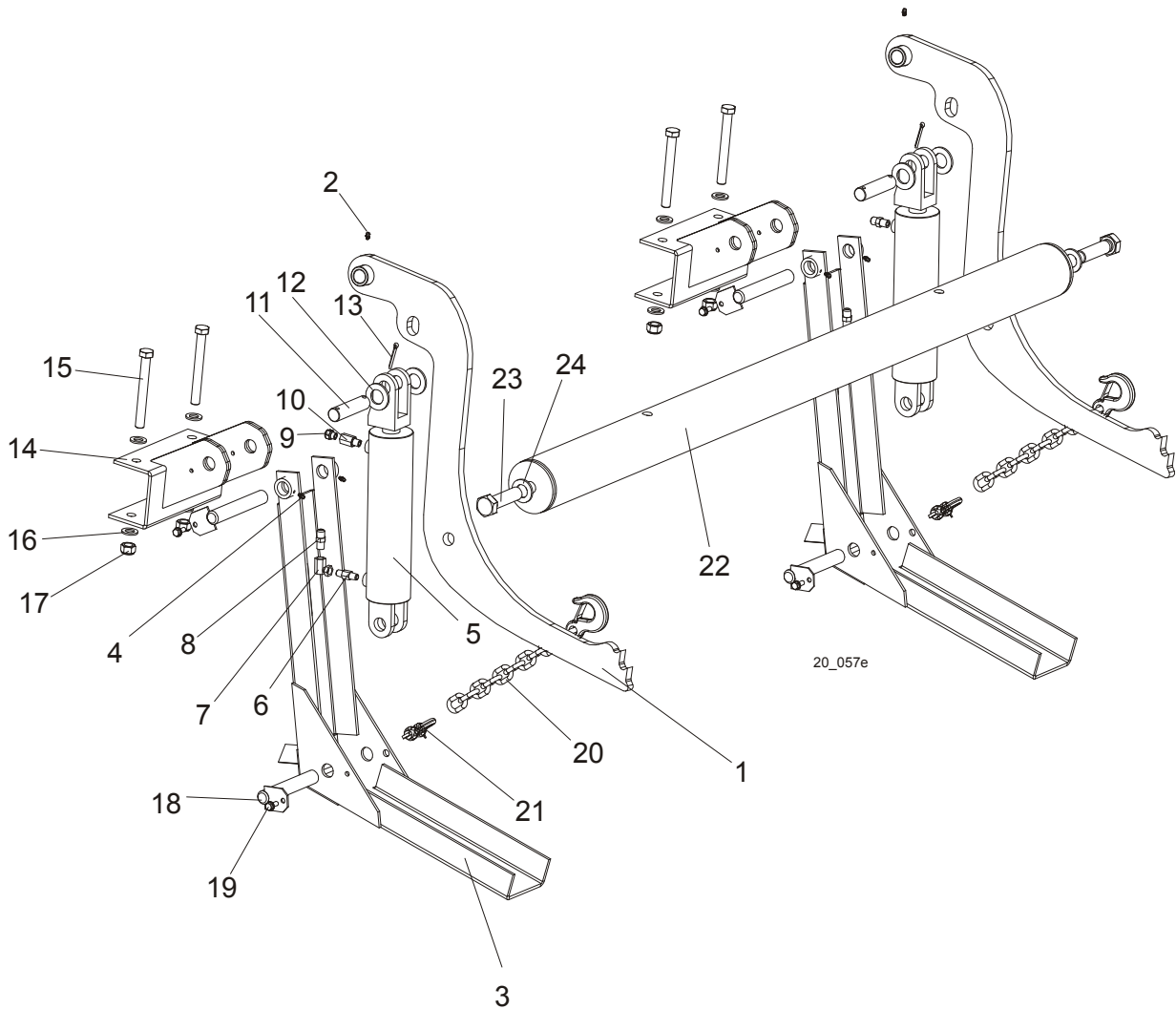


20\_057d1

REF	DESCRIPTION (◆ Indicates Parts Available In Assemblies Only)	PART #	QTY.
	<b>LOG LOADER, LT20 COMPLETE</b>	091952	1
1	Bracket , Log Loader Mount Painted (S/M Type Frame)	092865-1	2
2	Bolt, M16x140-8.8 Hex Head Zinc	F81006-4	4
3	Washer, 17 Zinc Flat	F81058-1	12
4	Nut, M16-8 Hex Nylon Zinc Lock	F81036-2	6
	Log Loader W/Chain, LT20	091954	1
5	Loader Weldment, Log Painted	090006-1	1
6	Fitting, 3/16" Straight Grease	P04107	6
7	Foot, Log Loader Painted	090048-1	2
8	Pin Weldment, Log Loader Painted	W09446-1	4
9	Screw, 5/16-18 x 3/4 Self-Tapping	F05015-30	4
10	Pin, Hydraulic Cylinder Zinc-Plated	086979-1	2
11	Washer, 28 Zinc Flat	F81061-1	4
12	Pin, 5x40 Cotter	F81043-31	4
	Cylinder Assembly, LT20 Log Loader	094333	2
13	Cylinder, CJ-S95-16-70/32/203 Hydraulic	088680	1

<b>14</b>	Fitting, 1/4 NPT 4.0 GPM Velocity Fuse	015750	1	
<b>15</b>	Fitting, #9455X4X4 90 Deg. Swivel Elbow	P12199	1	
<b>16</b>	Fitting, 3/8JIC-1/4 NPT Straight	015560	1	
<b>17</b>	Air Vent Valve 2901-14-17	090794	1	
<b>18</b>	Fitting, $\frac{1}{4}$ " F. Thread/ $\frac{1}{4}$ " NPT M. Thread Reducer	090795	1	
<b>19</b>	Shackle, M-WL. .63	099525	4	
<b>20</b>	Chain, LT20 Log Loader Painted	099218-1	2	
<b>21</b>	Hook, 5/8 Safety Chain	P12075	2	

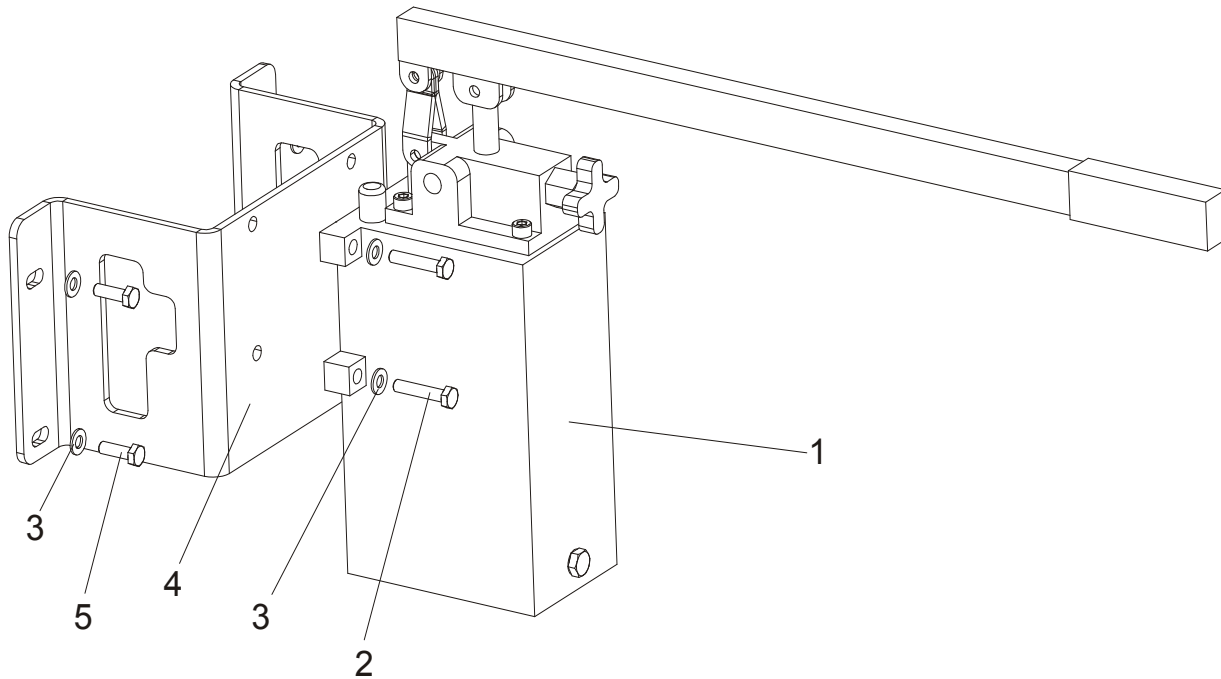
9.6 Manual Log Loader ( L Type Frame )



REF	DESCRIPTION (◆ Indicates Parts Available In Assemblies Only)	PART #	QTY.
	<b>LOG LOADER, SINGLE ARM, MH SAWMILLS</b>	095390	2
	Arm, Log Loader Single (9.5 m Frame)	090051	1
1	Arm Weldment, Log Loader Painted	089657-1	1
2	Fitting, 3/16" Straight Grease	P04107	1
	Foot Assembly, Log Loader	090049	1
3	Foot, Log Loader Painted	090048-1	1
4	Fitting, 3/16" Straight Grease	P04107	2
	Cylinder Assembly, LT20 Log Loader	094333	1
5	Cylinder, CJ-S95-16-70/32/203 Hydraulic	088680	1
6	Fitting, 1/4 NPT 4.0 GPM Velocity Fuse	015750	1
7	Fitting, #9455X4X4 90 deg. Swivel Elbow	P12199	1
8	Fitting, 3/8JIC-1/4 NPT Straight	015560	1
9	Air Vent Valve 2901-14-17	090794	1
10	Fitting, 1/4" F. Thread/ 1/4" NPT M. Thread Reducer	090795	1
11	Pin, Hydraulic Cylinder Zinc-Plated	086979-1	1
12	Washer, 28 Flat Zinc	F81061-1	2

13	Pin, 5x40 Cotter	F81043-31	2	
14	Bracket Weldment, Log Loader Mount Painted	089841-1	1	
15	Bolt, M16x140-8.8 Hex Head Zinc	F81006-4	2	
16	Washer, 17 Flat Zinc	F81058-1	4	
17	Nut, M16-8 Hex Nylon Zinc Lock	F81036-2	2	
18	Pin Weldment, Log Loader Painted	W09446-1	2	
19	Screw, 5/16-18 x 3/4 Self-Tapping	F05015-30	2	
20	Chain, Log Loader Safety	090090-1	1	
21	Shackle, M-WL. .63	086540	1	
22	<b>LINK, LOG LOADER ARMS</b>	090315	1	
23	<b>BOLT, M24X2X90-8.8 HEX HEAD FULL THREAD ZINC</b>	F81009-2	2	
24	<b>WASHER, 25 FLAT ZINC</b>	F81061-3	2	

**9.7 Manual Log Loader Pump**



REF	DESCRIPTION (◆ Indicates Parts Available In Assemblies Only)	PART #	QTY.	
1	PUMP, PAM 014 2500 3L MANUAL	090309	1	
2	BOLT, M8X80-8.8 HEX HEAD ZINC	F81002-18	4	
3	WASHER, 8.4 ZINC FLAT	F81054-1	8	
4	BRACKET, LOG LOADER PUMP MOUNT	090377-1	1	
5	BOLT, M8X25-8.8-B HEX HEAD FULL THREAD ZINC	F81002-5	4	