

Wood-Mizer®

Parts Manual

LT40 Series DH

rev. E7.04



Safety is our #1 concern! Read and understand all safety information and instructions before operating, setting up or maintaining this machine.

February 1998

*General Contact Information
Branches & Authorized Sales Centers*

SECTION 1 GENERAL INFORMATION 1-1

1.1 How To Use The Parts List 1-1

1.2 Sample Assembly 1-1

SECTION 2 BLADE GUIDE ROLLERS & ARM 2-1

2.1 Blade Guide Assembly, Idle Side (Standard).....2-1

2.2 Blade Guide Assembly, Idle Side (Optional).....2-3

2.3 Blade Guide Assembly, Drive Side (Optional)2-4

2.4 Idle Side Blade Guide Assembly, Optional (LMS).....2-6

2.5 Blade Guide Assembly, Drive Side.....2-8

2.6 Blade Guide Arm & Rollers2-10

2.7 Blade Guide Arm Drive Assembly.....2-11

SECTION 3 BLADE WHEELS & TENSIONER 3-1

3.1 Blade Drive Assembly..... 3-1

3.2 Idle Blade Wheel Assembly3-3

3.3 Hydraulic Blade Tensioner Assembly.....3-4

SECTION 4 SAW HEAD 4-1

4.1 Middle Throat Screw4-1

4.2 Water Lube Solenoid Valve (not available in EC version)4-1

4.3 Clutch Lever Assembly4-2

4.4 Brake Assembly.....4-4

4.5 Board Return Assembly4-5

4.6 Water Lube Assembly4-7

4.7 LT40DC Saw Head Decals4-9

4.8 Blade Housing Covers4-11

4.9 Drive Belt Covers4-13

4.10 Sawdust Chute4-14

SECTION 5 CONTROL & BATTERY BOXES 5-1

5.1 Control Assembly, LT40 Series DH5-1

5.2 Control Assembly (Gas/Diesel), Optional Equipment5-3

5.3 Control Box Bracket.....5-5

5.4 Drum Switches5-6

5.5 Circuit Breakers5-7

5.6 Solenoid Assemblies5-8

Table of Contents

Section-Page

5.7	Battery Box Assembly, LT40 Series	5-9
5.8	Fuse Box Assembly, LT40 Series	5-10
SECTION 6 UP/DOWN SYSTEM		6-1
6.1	Saw Head V-Brace Mount	6-1
6.2	Blade Height Scale	6-2
6.3	Up/Down Chain & Sprockets.....	6-4
6.4	Up/Down Motor Assembly, LT40 Series	6-6
6.5	Up/Down Drive Assembly, LT40 Series	6-7
SECTION 7 POWER FEED & TRACK ROLLERS		7-1
7.1	Upper Track Rollers And Wipers.....	7-1
7.2	Power Feed Assembly LT40 Series	7-2
7.3	Feed Chain/Stop, LT40 Series	7-4
7.4	Lower Track Rollers	7-6
SECTION 8 BED FRAME ASSEMBLY		8-1
8.1	Bed Rail Assembly, Front (S/M type frame).....	8-1
8.2	Bed Rail Assembly, Rear (S/M type frame).....	8-2
8.3	Bed Rail Assembly, Front Middle (S/M type frame).....	8-3
8.4	Bed Rail Assembly, Rear Middle	8-4
8.5	Clamp Mount Assembly, Front (DH5/7).....	8-5
8.6	Clamp Mount Assembly, Rear (DH5/7)	8-6
8.7	Leg, Stationary	8-8
8.8	Board Removal Assembly, Stationary "M" Frame Sawmills with A/DH1-3 Hydraulics (Option)	8-10
8.9	Board Removal Assembly, Portable "M" Frame Sawmills with A/DH1-3 Hydraulics (Option).....	8-12
8.10	Board Removal Assembly, "M" Frame Sawmills with A/DH4-7 Hydraulics (Option)	8-14
8.11	Board Return Table, Stationary "M" Frame Option	8-15
8.12	Board Return Table (LT40M A/DH4-7 Option).....	8-17
8.13	Board Return Assembly - LT40S Long Table	8-19
8.14	Pivot Bed Rail Assembly.....	8-19
8.15	Bed Rail Assembly, Optional End.....	8-19
8.16	Log Side Support Assembly (Manual)	8-19
8.17	Tie Down Chain Assembly	8-19
8.18	Saw Head Rest Pin Assembly	8-19
8.19	Saw Head Rest Pin Assembly	8-19
8.20	Saw Head Rest Pin Assembly	8-19
8.21	Inspection Platform	8-19

Table of Contents

Section-Page

8.22	Inspection Platform For M Frame With Power Roller	8-19
8.23	Bed Frame Decals	8-19

SECTION 9 HYDRAULIC SYSTEM

9-1

9.1	Hydraulic Hoses	9-1
	<i>Protective Conduits, LT40 Series DH Hydraulic Hoses</i>	
9.2	Hydraulic Control Box, LT40 Series DH3	9-3
9.3	Hydraulic Control Box, LT40 Series DH5/7	9-6
9.4	Hydraulic Power Supply Strip	9-9
9.5	Hydraulic Log Loader	9-11
9.6	Hydraulic Log Turner	9-13
9.7	Hydraulic Log Side Supports	9-15
9.8	Hydraulic Log Clamp - main	9-17
9.9	Hydraulic Pull-Down Clamp	9-19
9.10	Hydraulic Toe Board	9-21
9.11	Power Toe Roller (Option)	9-22

Getting Service

Wood-Mizer is committed to providing you with the latest technology, best quality and strongest customer service available on the market today. We continually evaluate our customers' needs to ensure we're meeting current wood-processing demands. Your comments and suggestions are welcome.

General Contact Information

From Europe call your local distributor or our European Headquarters and Manufacturing Facility in Kolo, Nagórna 114 St, Poland at **+48-63-2626000**. From the continental U.S., call our U.S. Headquarter 8180 West 10th St. Indianapolis, IN 46214, toll-free at **1-800-525-8100**. Ask to speak with a Customer Service Representative. Please have your machine identification number and your customer number ready when you call. The Service Representative can help you with questions about the operation and maintenance of your machine. He also can schedule you for a service call.

Office Hours:

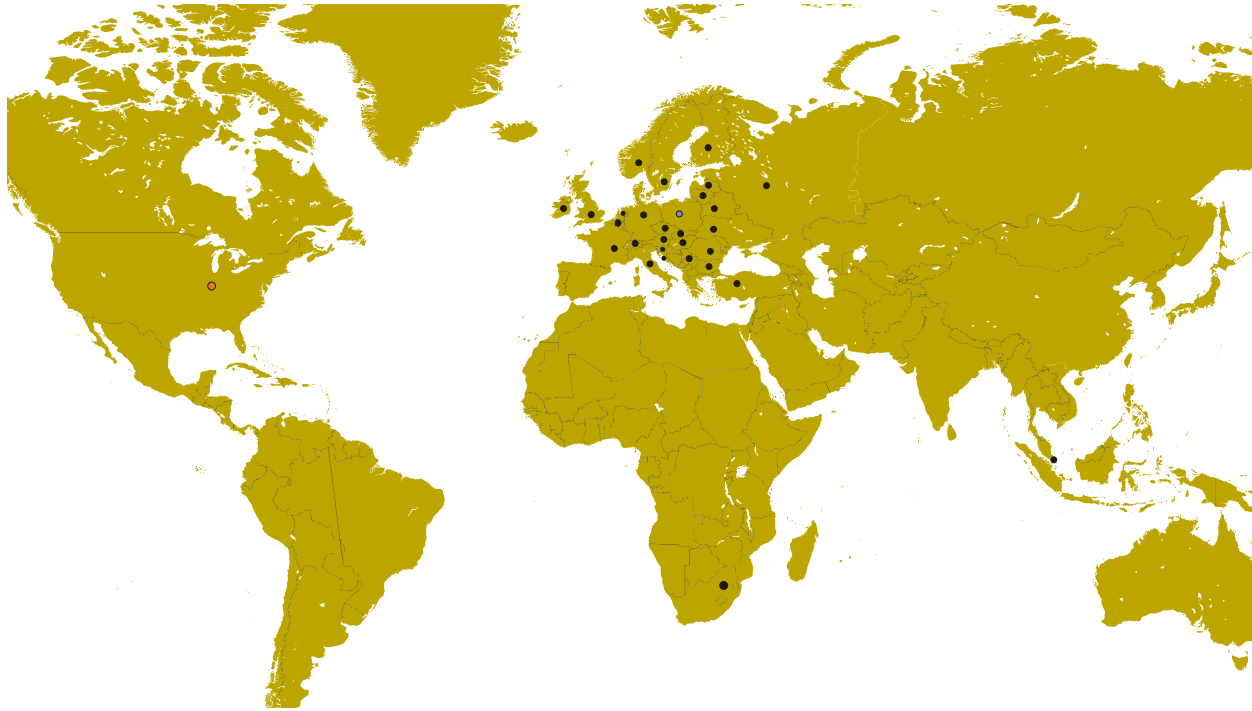
Country	Monday - Friday	Saturday	Sunday
Poland	7 a.m.- 3 p.m.	Closed	Closed
US	8 a.m.- 5 p.m.	8 a.m.- 12 p.m	Closed



Please have your vehicle identification number and your customer number ready when you call.

Wood-Mizer will accept these methods of payment:

- Visa, Mastercard, or Discover
- COD
- Prepayment
- Net 15 (with approved credit)

Be aware that shipping and handling charges may apply. Handling charges are based on size and quantity of order.

Branches & Authorized Sales Centers

EUROPE		UNITED STATES
<p> European Headquarters Wood-Mizer Industries Sp. z o.o. Nagórna 114, 62-600 Kolo, Poland Tel.: +48-63-26-26-000 Fax: +48-63-27-22-327 www.woodmizer.eu</p>		<p> World Headquarters Wood-Mizer LLC 8180 West 10th Street Indianapolis, Indiana 46214-2400, USA Tel.: +1-317-271-1542 Fax: +1-317-273-1011 www.woodmizer.com</p>
<p>BELARUS MOST-GRUPP Siemashko 15, k.3 Minsk 2200116 Tel.: +375-17-270-90-08 Fax: +375-17-270-90-08 GSM: +375-29-649-90-80 e-mail: most-by@mail.ru</p>	<p>SWITZERLAND Bruno Steiner Striegelgasse 2 CH-6214 Schenkon Tel.: +41-41-921-13-01 Fax: +41-41-922-18-87 e-mail: info@mobilsaegen.ch</p>	<p>RUSSIA Dariusz Mikołajewski OOO WOOD-MIZER INDUSTRIES 141031, Moscow Reg., Mytishenski raj., pos. Veshki, Zavodskaja str., 3B Tel.Fax: +7(495) 788-72-35 Tel.Fax: +7(495) 641-51-60 e-mail: dariuszm@woodmizer-moscow.ru</p>

<p>BULGARIA Kalin Simeonov Ecotechproduct 38 Star Lozenski pat str. Sofia 1186 Tel.: +359-2-462-7035 Tel.: +359-2-963-1656 Tel./Fax : +359-2-979-1710 Kalin Simeonov GSM: +3592-963-2559 e-mail: office@ecotechproduct.com</p>	<p>HUNGARY Wiktor Turoczy Wood-Mizer Hungary K.F.T. Szonyi Ut 67., 2921 Komárom Tel./Fax: +36-34-346-255 e-mail: woodmizer@woodmizer.hu</p>	<p>RUSSIA Far East Wladimir Glazaczew "WM Service" Krasnoretchenskaya Str.111 680006 Khabarovsk Tel./Fax: +7-914-541-1183 e-mail: wms-khv@mail.ru</p>
<p>CROATIA Krešimir Pregernik Pregimex d.o.o. S. Batušića 31, 10090 Zagreb Tel./Fax: +3851-38-94-668 Krešimir Pregernik GSM: +3851-98-207-106 e-mail: Kresimir.Pregernik@gmail.com</p>	<p>ITALY Felice Pasquale Wood-Mizer Italia Srl Cda. Capoiaccio SN 86012 Cercemaggiore Campobasso Tel./Fax: +39-0874-798-357 GSM: +39-333-281-03-79 e-mail: wmitaliasrl@gmail.com</p>	<p>SERBIA Dragan Markov Wood-Mizer Balkan d.o.o. Svetosavska GA 3/3; P. Fah 25 23 300 Kikinda Tel./Fax: +381-230-25-754 Tel./Fax: +381-230-23-567 GSM: +381-63-568-658 e-mail: office@woodmizer.co.yu</p>
<p>CZECH REPUBLIC Miroslaw Greill Wood-Mizer CZ s.r.o. Osvaldova 91 339 01 Klatovy-Luby Tel./Fax: +420-376-312-220 Fax: +420-376-319-011 Miroslaw Greill GSM: +420-723-580-799 e-mail: greill@woodmizer.cz</p>	<p>Subagent: ITALY Franz Josef Reichsigl Muls 21, 39058 Samnthein Tel./Fax: +39-471-627-264 GSM: +39-335-824-88-05</p>	<p>SLOVAKIA Wiktor Turoczy Wood-Mizer Danubia s.r.o. Hadovce 5, 94501 Komárno Tel.: +421-35-77-40-316 Fax: +421-35-7740-326 GSM: +421-905-930-972 e-mail: woodmizer@woodmizer.sk</p>
<p>CZECH REPUBLIC Lubomir Kudlik Wood-Mizer Moravia Sovadinova 6 69002 Breclav Tel./Fax: +420-519-322-443 Lubomir Kudlik GSM: +420-602-734-792 e-mail: info@wood-mizer.net</p>	<p>LATVIA Vilmars Jansons OBERTS Ltd Gaujas str. 32/2 LV-2167 Marupe, Rigas Raj. Tel.: +371-7-810-666 Fax: +371-7-810-655 Vilmars Jansons GSM: +371-92-06-966 Andris Orols GSM: +371-28-33-07-90 e-mail: andris@oberts.lv</p>	<p>TURKEY Er-Ka Ahsap Profil Kerestecilik San. ve Tic. Ltd. Sti. Adana Keresteciler Sitesi 191 sk No.41 ADANA Tel.: +90-322-346-15-86 Fax: +90-322-345-17-07 GSM: +90-533-363-18-44 e-mail: info@erkaahsap.com.tr</p>
<p>FINLAND Howard Blackburn Oy Falkberg Jordbruk Ab Falkintie 220 25610 Ylonkyla Tel.: +358-2732-2253 Fax: +358-2732-2263 Howard Blackburn GSM: +358-440-424-339 e-mail: falkberg@woodmizer.fi</p>	<p>LITHUANIA Andrius Zuzevicius UAB Singlis Savanoriu pr. 187, 2053 Vilnius Tel.: +370-5-2-32-22-44 Fax: +370-5-2-64-84-15 GSM: +370-620-28-645 e-mail: andrius.z@singlis.lt Dmitrij Gaiduk GSM: +370-69-84-51-91 e-mail: dmitrijus.g@singlis.lt</p>	<p>UKRAINE Ivan Vinnicki MOST UKRAINA bul. Myru 3, Bajkivtsi Ternoplskyj r-j Ternopolska oblast 47711 Ukraine Tel/Fax: +38 (0352) 52 37 74 GSM: +38 (067) 352 54 34 GSM: +38 (067) 674 50 68 E-mail: most-ukraine@ukr.net</p>

<p>FRANCE Laurence Serrurier Wood-Mizer France Zac du Prè Marechal Route de Fruges 62560 Fauquembergues Tel: +33-321-930-544 Fax: +33-321-930-990 GSM: +33-607-025-282 Mail: lserrurier@woodmizer.fr</p>	<p>NORWAY Odd Edvoll Wood-Mizer Nordic AS Vardelia 17, 2020 Skedsmokorset Tel.: +47-63-87-49-89 Fax: +47-63-87-37-66 GSM: +47-930-42-335 e-mail: odd.edvoll@woodmizer.no e-mail: firmapost@woodmizer.no</p>	<p>UNITED KINGDOM & IRELAND Wood-Mizer UK Hopfield Barn Kenward Road, Yalding Kent ME18 6JP, UK Tel.: +44-1622-813-201 Fax: +44-1622-815-534 e-mail: info@woodmizer.co.uk</p> <p>David Darnell 10 Tennyson Avenue Southend on Sea Essex, SS2 5HD David Darnell GSM: +44 7799 063 497</p> <p>Stephan Cull Cembrandy Gardens, Manorwen Fishguard, Pembrokeshire SA659PT Tel.: +44-1348-873-179 GSM: +44-7887-544-333</p>
<p>SLOVENIA Jan Fale FAMTEH d.o.o. Gacnikova pot 2, 2390 Ravne na Koroskem Tel.: +386-2-62-04-232 Fax: +386-2-62-04-231 Jan Fale GSM: +386-2-62-04-230 e-mail: jan.fale@famteh.si</p> <p>Matjaz Kolar Tel.: +386-2-62-04-232 GSM: +386-31-775-999 e-mail: matjaz.kolar@famteh.si</p>		
<p>GERMANY Klaus Longmuss Wood-Mizer Sägewerke GmbH Dorfstraße 5, 29485 Schletau Tel.: +49-5883-9880-10 Fax: +49-5883-9880-20 e-mail: info@woodmizer.de</p> <p>Klaus Longmuss Tel.: +49-5883-9880-12 GSM: +49-17-298-55-892 e-mail: KLongmuss@woodmizer.de</p>	<p>Subagent: SWEDEN Kjell Larsson Mekwood AB Slingan 14, 812 41 Gästrike-Hammarby Tel.: +46-290-515-65 Kjell Larsson GSM: +46-706-797-965 e-mail: kjell.larsson@mekwood.se</p>	<p>IRELAND Wood-Mizer Ireland Stephen Brennan Cum Lahardane Ballina County Mayo Tel:+353 96 51345 E-mail: brennanmill@ericom.net</p>
<p>Subagents: DENMARK Brian Jensen Arnborgvej 9, 7330 Brande- Fasterholt Tel.: +45-971-88-265 Fax: +45-971-88-266 Brian Jensen GSM: +45-23-49-5828 e-mail: Fasterholt-Savvaerk@Mail.Tele.dk</p>	<p>ROMANIA Adrian Echert SC WOOD-MIZER RO SRL TRANSILVANIEI Nr. 5 Sibiu, Cismadie 555300 Tel./Fax: +40-369-405-433 GSM: +40-745-707-323 e-mail: aechert@woodmizer.ro</p>	<p>Regional Manager - Asia Wood-Mizer Asia Pte Ltd. James Wong Tel: +65 81216910 Fax: +65 6283 8636 WWW: www.woodmizerasia.com E-mail: jwong@woodmizerasia.com</p>
<p>Netherlands Chris Dragt Lange Brink 77d, 7317 BD Apeldoorn Tel.: +31-55312-1833 Fax: +31-55312-2042 e-mail: Info@dragtbosbouw.nl</p>	<p>Subagent: ROMANIA M. Echert S.C. Echert Comprod s.r.l Str. Schitului Nr. 6, Apt.7 etajul-1 725 70 Vatra Dornei, Romania Tel./Fax: +40-230-374-235 Tel. : +40-740-35-35-74</p>	<p>Regional Manager - Africa Wood-Mizer Africa Jean-Jacques Oelofse UNIT 3, LEADER PARK, NO: 20 CHARIOT ROAD STORMILL, EXT 5, Roodepoort, Johannesburg Tel: +27 011 473 1313 Fax: +27 011 473 2005 Jean-Jacques Oelofse E-mail: jjoelofse@woodmizerafrika.com Jean-Jacques Oelofse Skype: jean.jacques.pierre.oelofse</p>



SECTION 1 GENERAL INFORMATION

1.1 How To Use The Parts List

- Use the index above to locate the assembly that contains the part you need.
- Go to the appropriate section and locate the part in the illustration.
- Use the number pointing to the part to locate the correct part number and description in the table.
- Parts shown indented under another part are included with that part.
- Parts marked with a diamond (◆) are only available in the assembly listed above the part.

See the sample table below. Sample Part #A01111 includes part F02222-2 and subassembly A03333. Subassembly A03333 includes part S04444-4 and subassembly K05555. The diamond (◆) indicates that S04444-4 is not available except in subassembly A03333. Subassembly K05555 includes parts M06666 and F07777-77. The diamond (◆) indicates M06666 is not available except in subassembly K05555.

1.2 Sample Assembly				
REF	DESCRIPTION (◆ Indicates Parts Available In Assemblies Only)	PART #	QTY.	
	Sample Assembly, Complete (Includes All Indented Parts Below)	A01111	1	
1	Sample Part	F02222-22	1	
	Sample Subassembly (Includes All Indented Parts Below)	A03333	1	
2	Sample Part (◆ Indicates Part Is Only Available With A03333)	S04444-4	1	◆
	Sample Subassembly (Includes All Indented Parts Below)	K05555	1	
3	Sample Part (◆ Indicates Part Is Only Available With K05555)	M06666	2	◆
4	Sample Part	F07777-77	1	

To Order Parts:

- From Europe call our European Headquarters and Manufacturing Facility in Kolo, Poland at **+48-63-2626000**. From the continental U.S., call our toll-free Parts hotline at **1-800-525-8100**. Have your customer number, vehicle identification number, and part numbers ready when you call. From other international locations, contact the Wood-Mizer distributor in your area for parts.

Office Hours:

Country	Monday - Friday	Saturday	Sunday
Poland	7-15	Closed	Closed
US	8 a.m.- 5 a.m.	8 a.m.- 12 p.m.	Closed



CAUTION! It is strongly recommended that only original spare parts be used.

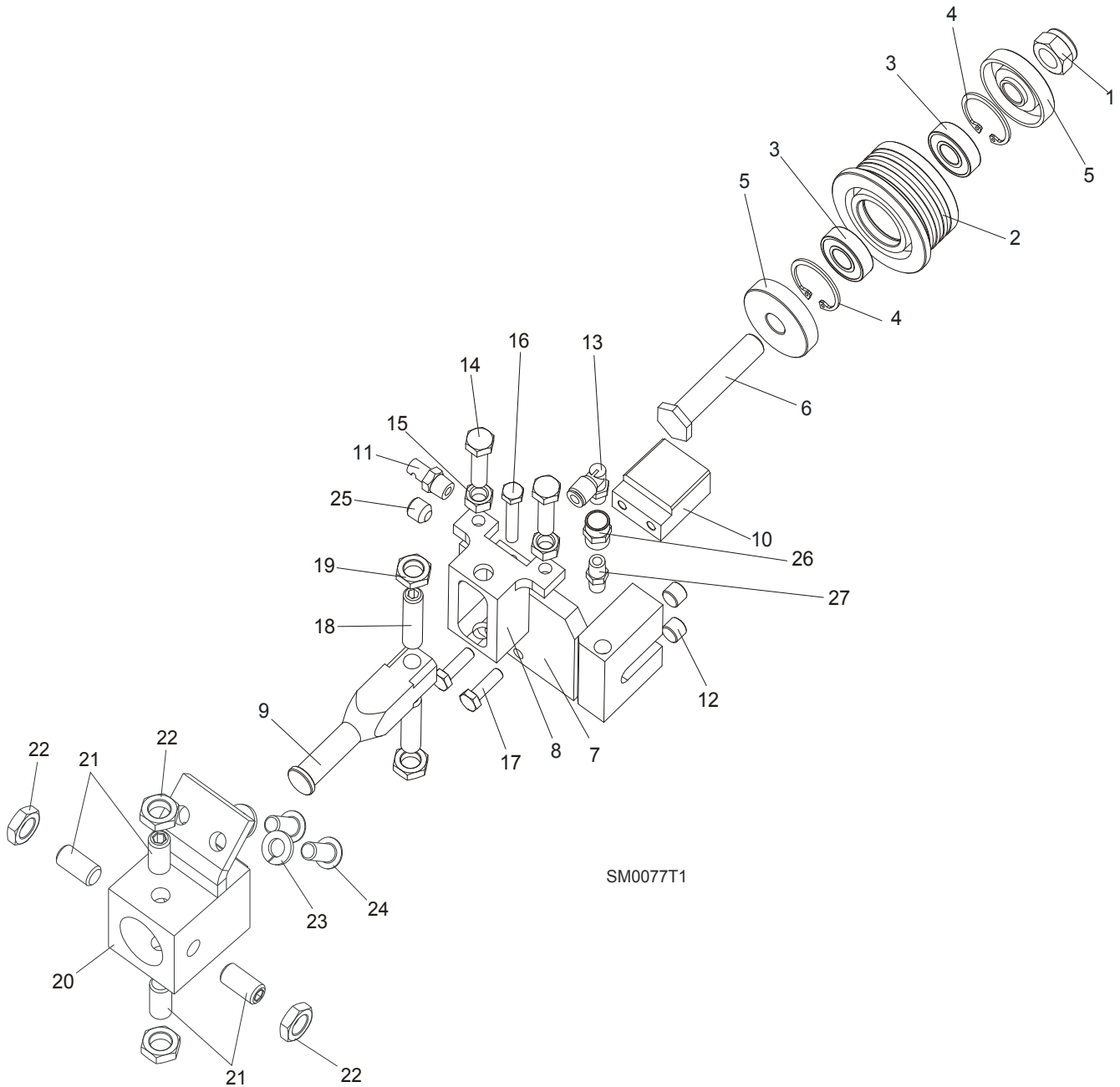


Blade Guide Rollers & Arm

Blade Guide Assembly, Idle Side (Standard)

SECTION 2 BLADE GUIDE ROLLERS & ARM

2.1 Blade Guide Assembly, Idle Side (Standard)



REF	DESCRIPTION (◆ Indicates Parts Available In Assemblies Only)	PART#	QTY.
	BLADE GUIDE ASSEMBLY, IDLE SIDE	092523	1
	BLADE GUIDE ASSEMBLY, IDLE SIDE, EXTENDED (for optional use with 1 1/2" blades)	092994	1
	Roller, Blade Guide Narrow W/Bearings	088261	1
	Roller, Blade Guide W/Bearings Extended (for optional use with 1 1/2" blades)	092939	1
1	Nut, M12-8 Hex Nylon Zinc Lock	F81034-2	1
2	Roller, Blade Guide Narrow	087889	1

	Roller, Blade Guide Extended (for optional use with 1 1/2" blades)	087890	1	
3	Bearing, 6001 2RSR NACHI	087893	2	
4	Ring, W28 Inside Retaining	F81090-9	2	
5	Washer, Spacer	087891-1	2 (1)	
	Washer, Spacer (used with the Extended Roller only) ¹	087892-1	1	
6	Bolt, Blade Guide Roller Zinc-Plated	087761-1	1	
	Bolt, Blade Guide Roller Zinc-Plated (used with the Extended Roller only)	092940-1	1	
7	Block Weldment, Nozzle Zinc-Plated	087750-1	1	
8	Block, Zinc Plated Roller Guide Adjuster	087756-1	1	
9	Shaft, Zinc-Plated Blade Guide Mount (Narrow Roller)	088255-1	1	
	Shaft, Zinc-Plated Blade Guide Mount (Wide Roller)	501406-1	1	
10	Block, Blade Guide Zinc	096956-1	1	
11	Nozzle, Blade Water Lube Spray	016637	1	
12	Plug, M10x1 DIN 906 BN40 "BOSSARD"	F81015-3	2	
13	Fitting, 90° Elbow 1/8NPT-1/4 Tube Swivel	P09736	1	
14	Bolt, M8x30 DIN933 A2-70 Stainless Steel	F81002-27	2	
15	Nut, M8 DIN934 A2-70 Stainless Steel	F81032-7	2	
16	Bolt, M6x30 DIN933 A2-70 Stainless Steel	F81001-37	1	
17	Bolt, M6x20-8.8 Hex Head Full Thread Zinc	F81001-2	2	
18	Screw, M10x1x40 DIN913 Stainless Steel Set	F81015-2	2	
19	Nut, M10x1-04-ST-A2 ISO 8675 Thin	F81033-10	2	
20	BLOCK WELDMENT, PAINTED BLADE GUIDE MOUNT	088292-1	1	
21	SCREW, M10X1X20 DIN913 STAINLESS STEEL SET	F81015-1	4	
22	NUT, M10x1-04-ST-A2 ISO 8675 THIN	F81033-10	4	
23	WASHER, 8.2 SPLIT LOCK ZINC	F81054-4	2	
24	BOLT, 5/16-18X3/4 SOCKET HEAD	F05006-102	2	
25	FITTING, 1/8 NPT SOCKET PIPE PLUG	P30127	1	
26	FITTING, 1/8FPT COUPLING	P05748	1	
27	NIPPLE, 1/8 DRY SEAL	P02764	1	

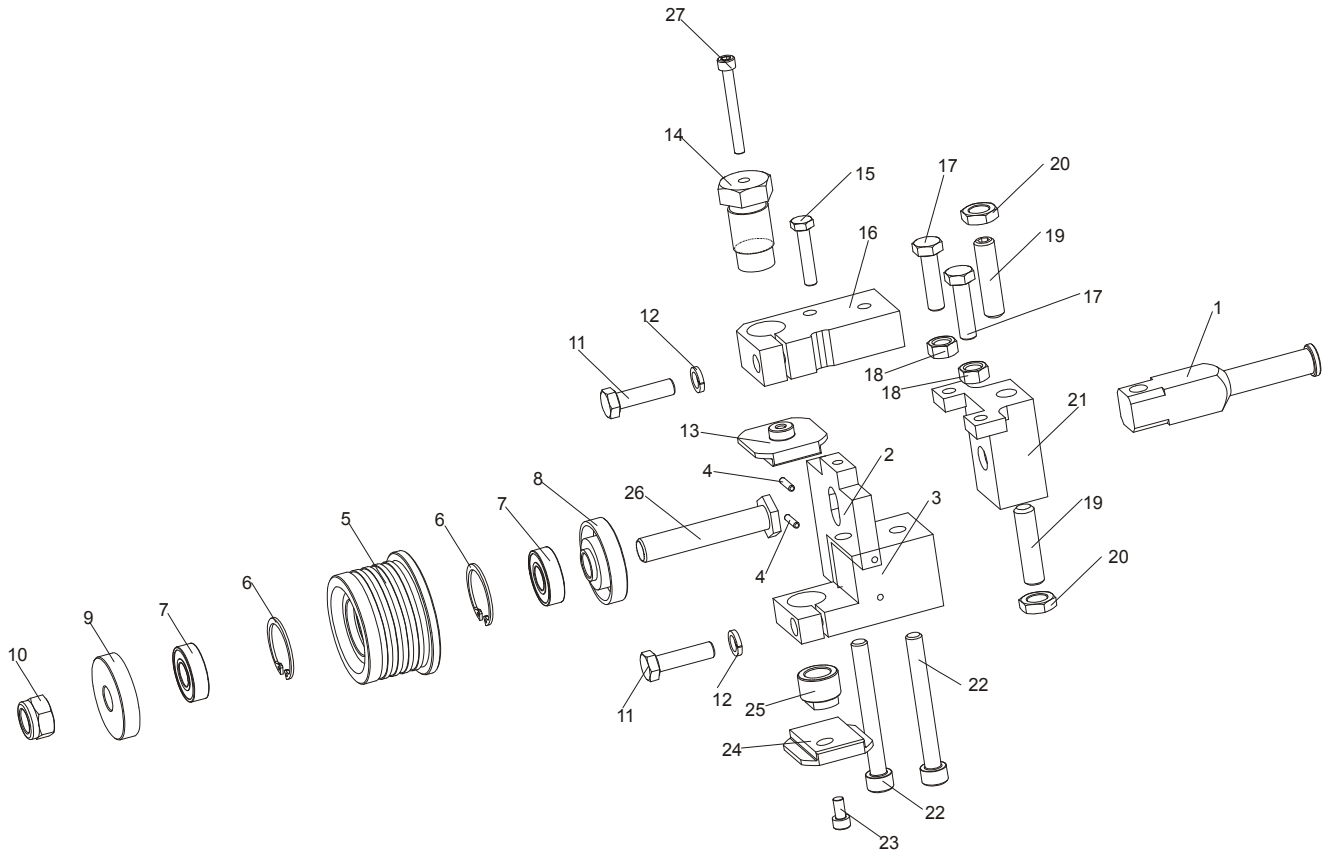
¹ Used only from the flanged side of the roller



Blade Guide Rollers & Arm

Blade Guide Assembly, Idle Side (Optional)

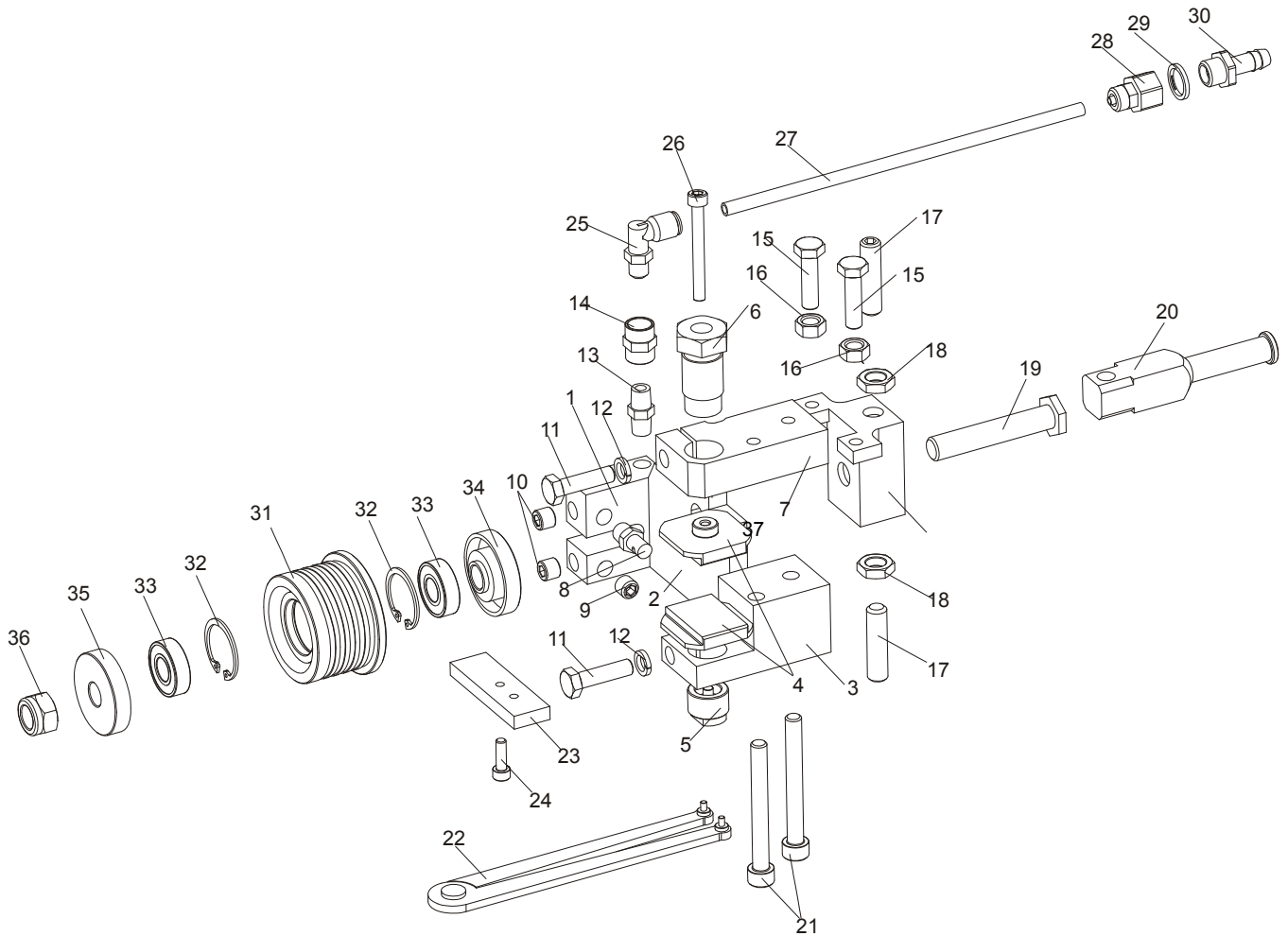
2.2 Blade Guide Assembly, Idle Side (Optional)



REF	DESCRIPTION (◆ Indicates Parts Available In Assemblies Only)	PART#	QTY.
	BLADE GUIDE ASSEMBLY, IDLE SIDE, EXTENDED (for optional use with 1 1/2" blades)	093760	1
1	SHAFT, ZINC-PLATED BLADE GUIDE MOUNT	501406-1	1
	MOUNTING PLATE ASSEMBLY	093763-1	1
2	PLATE, BLADE GUIDE MOUNTING	093761	1
3	BLOCK, LOWER PAD MOUNT	093769	1
4	PIN, 3m6x14 DIN 6325 HRC 60 ROLL	F81048-6	2
	ROLLER, BLADE GUIDE EXTENDED W/BEARINGS	092939	1
5	ROLLER, BLADE GUIDE EXTENDED	087890-0	1
2	RING, W28 INSIDE RETAINING	F81090-9	2
7	BEARING, 6001 2RSR (FAG,SKF)	087893	2
8	RING,ZINC-PLATED SPACER(FOR EXTEND.ROLL)	087892-1	1
9	WASHER, ZINC-PLATED SPACER	087891-1	1
10	NUT, M12-8 HEX NYLON ZINC LOCK	F81034-2	1
11	BOLT, M8x30 DIN933 A2-70 STAINLESS STEEL	F81002-27	2
12	WASHER, 8.2 SPLIT LOCK ZINC	F81054-4	2
13	BLOCK, BLADE GUIDE ZINC-PLATED	093430-1	1
14	BOLT, UPPER BLOCK ADJUSTMENT	089515-1	1
15	BOLT, M6x30 DIN933 A2-70 STAINLESS STEEL	F81001-37	1
16	BLOCK, UPPER PAD MOUNT	093762-1	1
17	BOLT, M8x30 DIN933 A2-70. STAINLESS STEEL	F81002-27	2
18	NUT, M8 DIN 934 A2-70 STAINLESS STEEL	F81032-7	2
19	SCREW, M10x1x40 Din913 SET STAINLESS STEEL	F81015-2	2
20	NUT, PN-EN ISO 8675-M10X1-04-St-A2 HEX THIN FINE THREAD	F81033-10	2

21	BLOCK, BLADE DEFLECTION ADJUSTMENT	087756-1	1	
22	SCREW, M8x40-8.8 HEX SOCKET HEAD CAP ZINC	F81002-29	2	
23	SCREW, M5X10 DIN 912 A2-70 HEX SOCKET HEAD CAP STAINLESS STEEL	F81000-23	1	
24	BLOCK, BLADE GUIDE ZINC-PLATED	093430-1	1	
25	SCREW, LOWER PAD ADJUSTMENT	090945-1	1	
26	BOLT, EXT. BLADE GUIDE ROLLER LONG	092940-1	1	

2.3 Blade Guide Assembly, Drive Side (Optional)



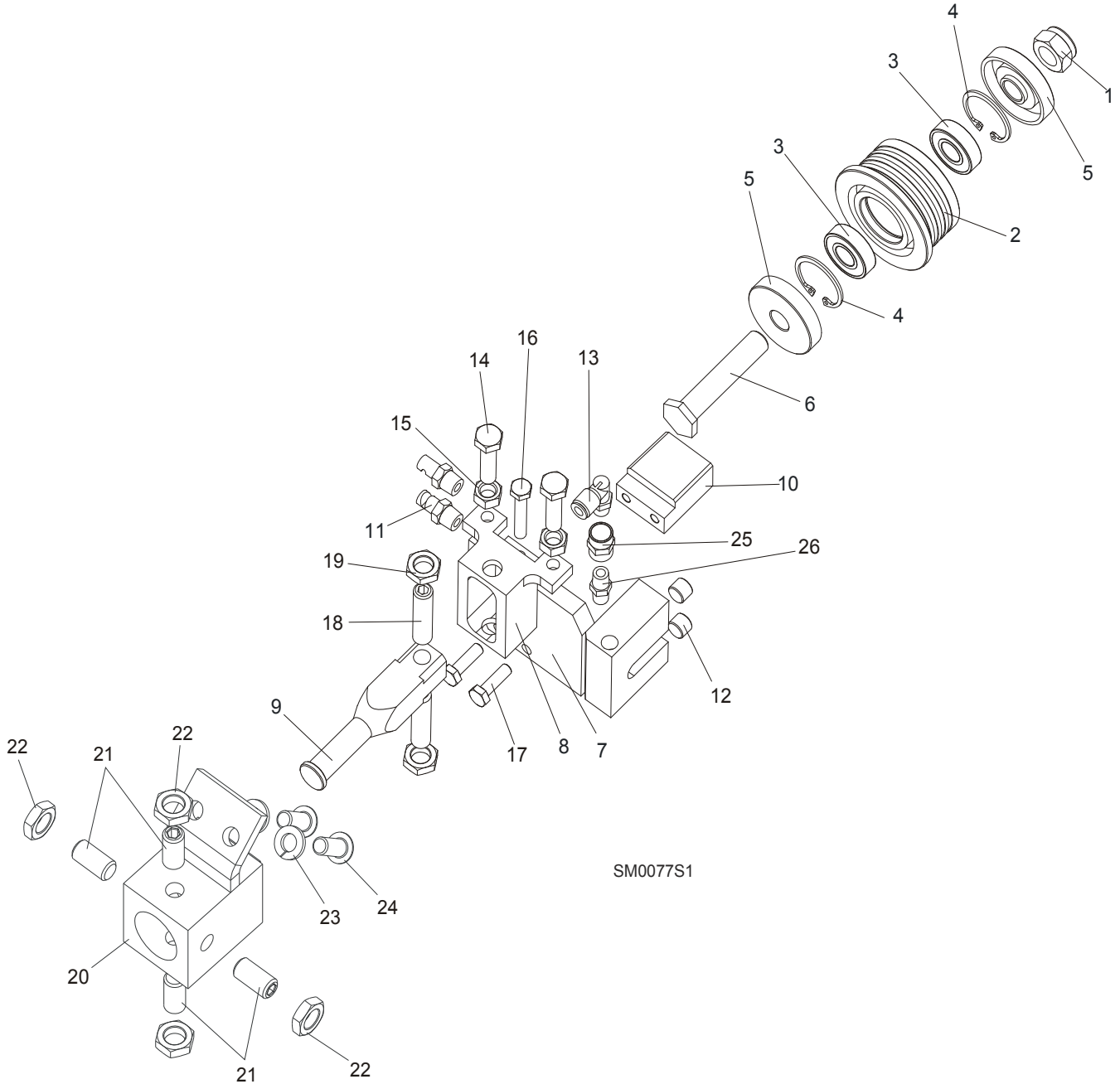
REF	DESCRIPTION (◆ Indicates Parts Available In Assemblies Only)	PART#	QTY.	
	BLADE GUIDE ASSEMBLY,DRIVE SIDE, EXTENDED (for optional use with 1 1/2" blades)	093768	1	
	NOZZLE & LOWER BLOCK MOUNT WELDMENT	093765	1	
1	BLOCK WELDMENT, NOZZLE MOUNTING	087751	1	
2	PLATE WELDMENT, MAIN	093766	1	
3	BLOCK, LOWER PAD MOUNT (LEFT)	093767	1	
4	BLOCK, BLADE GUIDE ZINC-PLATED	093430-1	2	
5	SCREW, LOWER PAD ADJUSTMENT ZINC-PLATED	090945-1	1	
6	BOLT, UPPER BLOCK ADJUSTMENT ZINC-PLATED	089515-1	1	
7	BLOCK, UPPER PAD MOUNT ZINC-PLATED	093762-1	1	
8	NOZZLE, BLADE WATER LUBE	016637	1	
9	FITTING, 1/8 NPT SOCKET PIPE PLUG	P30127	1	
10	PLUG, M10X1 DIN906 BN40 ZINC-PLATED	F81015-3	2	

2

Blade Guide Rollers & Arm*Blade Guide Assembly, Drive Side (Optional)*

11	BOLT, M8X30 DIN933 A2-70 STAINLESS STEEL	F81002-27	2	
12	WASHER, 8.2 SPLIT LOCK ZINC	F81054-4	2	
13	NIPPLE, 1/8 DRY SEAL	P02764	1	
14	FITTING, 1/8FPT COUPLING	P05748	1	
15	BOLT, M8X30 DIN933 A2-70 STAINLESS STEEL	F81002-27	2	
16	NUT, M8 DIN 934 A2-70 STAINLESS STEEL	F81032-7	2	
17	SCREW, M10X1X40 DIN913 A2-70 STAINLESS STEEL SET	F81015-2	2	
18	NUT, PN-EN ISO 8675-M10X1-04-ST-A2 HEX THIN W/FINE THREAD	F81033-10	2	
19	BOLT, EXT.BLADE GUIDE ROLLER LONG ZINC-PLATED	092940-1	1	
20	SHAFT, ZINC-PLATED BLADE GUIDE MOUNT	501406-1	1	
21	SCREW, M8X40-8.8 HEX SOCKET HEAD CAP ZINC	F81002-29	2	
22	SPANNER, 62860-3 (Perschmann) ADJUSTABLE	090949	1	
	PLATE, BLADE GUIDE ADJUSTMENT COMPLETE	090951	1	
23	PLATE, BLADE GUIDE ADJUSTMENT ZINC-PLATED	090805-1	1	
24	SCREW, M5X16-8.8 HEX SOCKET HEAD CAP ZINC	F81000-25	1	
25	ELBOW, 90 DEG 1/8MPT 1/4 TUBE SWIVEL	P09736	1	
26	SCREW, M5x45 DIN912 A2-70 HEX SOCKET HEAD CAP STAINLESS STEEL	F81000-24	1	
	FITTING, 10/6.35 COMPLETE REDUCER	092782	1	
27	CABLE, COMPLETE REDUCER FITTING	092785	1	
28	FITTING, MV13/06 nr 13700 (RECTUS)	092784	1	
29	SEAL, G1/4 866-014-000-0 (REXROTH)	090809	1	
30	BUSHING, GT13/09 nr 13539 (RECTUS)	092783	1	
	ROLLER, BLADE GUIDE EXTENDED W/BEARINGS	092939	1	
31	ROLLER, BLADE GUIDE EXTENDED	087890	1	
32	RING, W28 INSIDE RETAINING	F81090-9	2	
33	BEARING, 6001 2RSR (FAG, SKF)	087893	2	
34	RING, ZINC-PLATED SPACER	087892-1	1	
35	RING, ZINC-PLATED SPACER	087891-1	1	
36	NUT, M12-8 HEX NYLON ZINC LOCK	F81034-2	1	
37	BLOCK, BLADE DEFLECTION ADJUSTMENT ZINC-PLATED	087756-1	1	

2.4 Idle Side Blade Guide Assembly, Optional (LMS)



REF	DESCRIPTION (◆ Indicates Parts Available In Assemblies Only)	PART#	QTY.
	BLADE GUIDE ASSEMBLY, IDLE SIDE	087749	1
	BLADE GUIDE ASSEMBLY, IDLE SIDE. EXTENDED (for optional use with 1 1/2" blades)	092996	1
	Roller, Blade Guide Narrow W/Bearings	088261	1
	Roller, Blade Guide W/Bearings Extended (for optional use with 1 1/2" blades)	092939	1
1	Nut, M12-8 Hex Nylon Zinc Lock	F81034-2	1
2	Roller, Blade Guide Narrow	087889	1
	Roller, Blade Guide Extended (for optional use with 1 1/2" blades)	087890	1

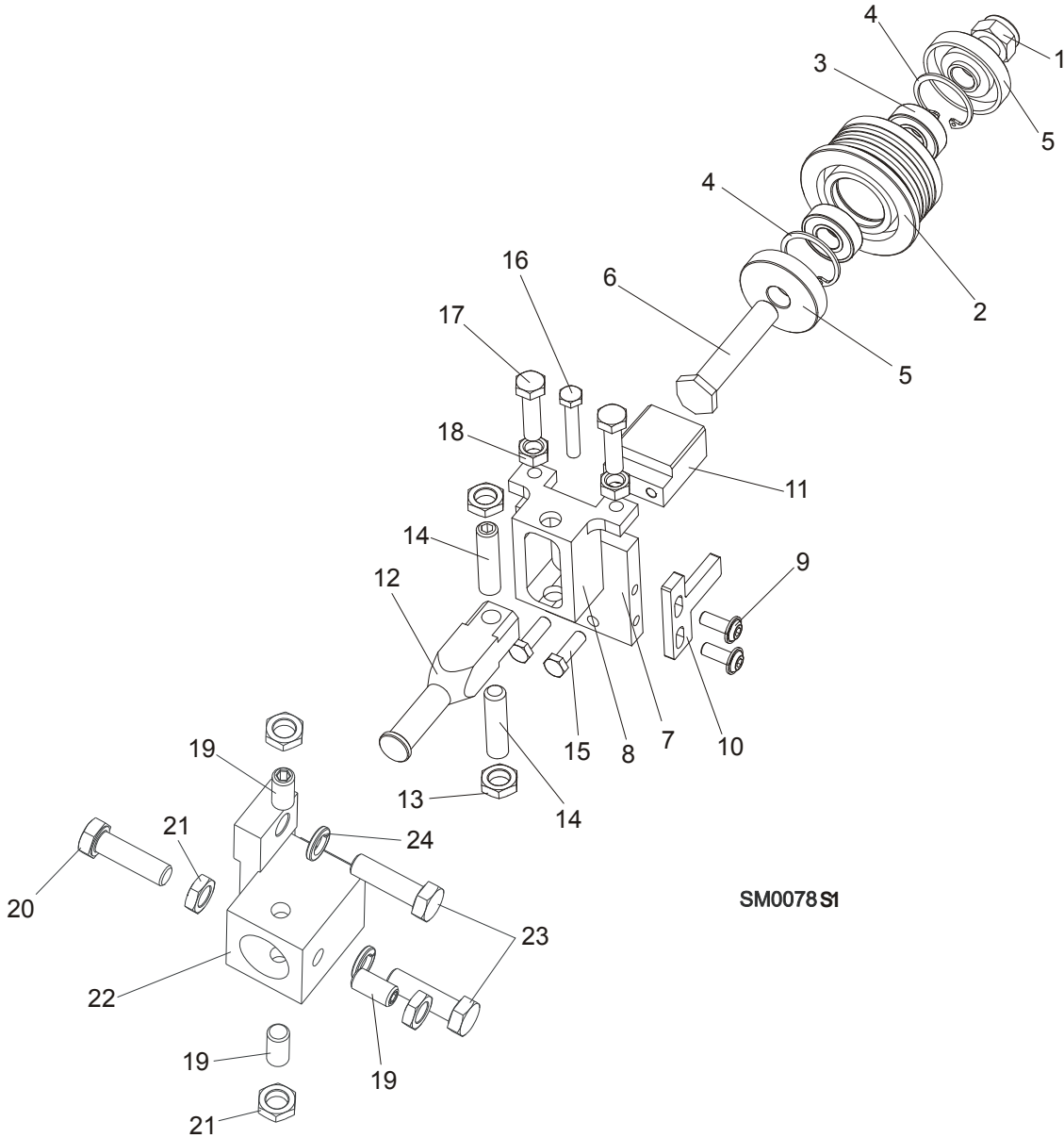
2

Blade Guide Rollers & Arm*Idle Side Blade Guide Assembly, Optional (LMS)*

3	Bearing, 6001 2RSR NACHI	087893	2	
4	Ring, W28 Inside Retaining	F81090-9	2	
5	Washer, Spacer	087891	2 (1)	
	Washer, Spacer (used with the Extended Roller only) ¹	087892-1	1	
6	Bolt, Blade Guide Roller Zinc-Plated	087761-1	1	
	Bolt, Blade Guide Roller Zinc Plated (used with the Extended Roller only)	092940-1	1	
7	Block Weldment, Nozzle Zinc-Plated	087750-1	1	
8	Block, Zinc-Plated Roller Guide Adjuster	087756-1	1	
9	Shaft, Zinc-Plated Blade Guide Mount (Narrow Roller)	088255-1	1	
	Shaft, Zinc-Plated Blade Guide Mount (Wide Roller)	501406-1	1	
10	Block, Blade Guide Zinc	096956-1	1	
11	Nozzle, Blade Lube Spray	033479	2	
12	Plug, M10x1 DIN 906 BN40 "BOSSARD"	F81015-3	2	
13	Fitting, 90° Elbow 1/8NPT-1/4 Tube Swivel	P09736	1	
14	Bolt, M8x30 DIN933 A2-70 Stainless Steel	F81002-27	2	
15	Nut, M8 DIN934 A2-70 Stainless Steel	F81032-7	2	
16	Bolt, M6x30 DIN933 A2-70 Stainless Steel	F81001-37	1	
17	Bolt, M6x20-8.8 Hex Head Full Thread Zinc	F81001-2	2	
18	Screw, M10x1x40 DIN913 Stainless Steel Set	F81015-2	2	
19	Nut, M10x1-04-ST-A2 ISO 8675 Thin	F81033-10	2	
20	BLOCK WELDMENT, PAINTED BLADE GUIDE MOUNT	088292-1	1	
21	SCREW, M10X1X20 DIN913 STAINLESS STEEL SET	F81015-1	4	
22	NUT, M10x1-04-ST-A2 ISO 8675 THIN	F81033-10	4	
23	WASHER, 8.2 SPLIT LOCK ZINC	F81054-4	2	
24	BOLT, 5/16-18X3/4 SOCKET HEAD	F05006-102	2	
25	FITTING, 1/8FPT COUPLING	P05748	1	
26	NIPPLE, 1/8 DRY SEAL	P02764	1	

¹ Used only from the flanged side of the roller

2.5 Blade Guide Assembly, Drive Side

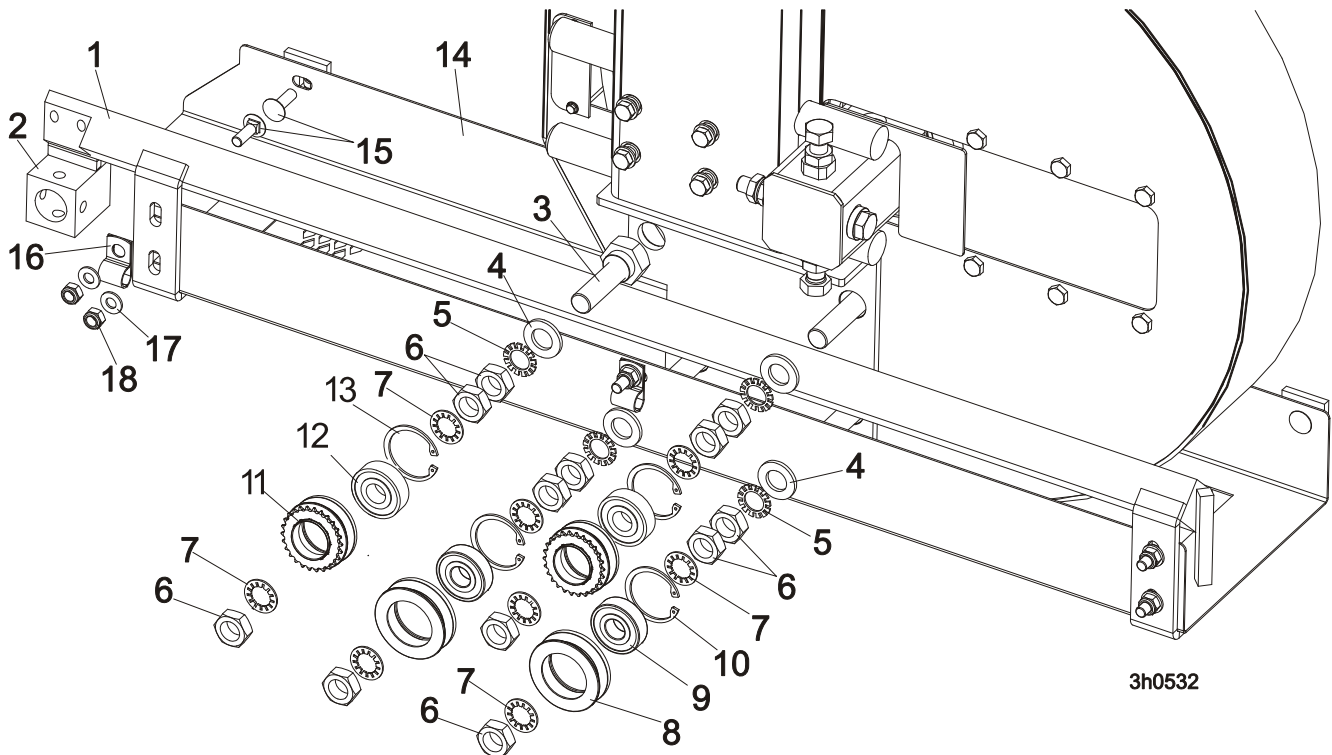


REF	DESCRIPTION (◆ Indicates Parts Available In Assemblies Only)	PART#	QTY.
	BLADE GUIDE ASSEMBLY, DRIVE SIDE	087748	1
	BLADE GUIDE ASSEMBLY, DRIVE SIDE, Extended (for optional use with 1 1/2" blades)	092995	1
	Roller, Blade Guide Narrow W/Bearings	088261	1
	Roller, Blade Guide W/Bearings Extended (for optional use with 1 1/2" blades)	092939	1
1	Nut, M12-8 Hex Nylon Zinc Lock	F81034-2	1
2	Roller, Blade Guide Narrow	087889	1
	Roller, Blade Guide Extended (for optional use with 1 1/2" blades)	087890	1
3	Bearing, 6001 2RSR NACHI	087893	2
4	Ring, W28 Inside Retaining	F81090-9	1

5	Washer, Spacer	087891	2 (1)	
	Washer, Spacer (used with the Extended Roller only) ¹	087892-1	1	
6	Bolt, Blade Guide Roller Zinc-Plated	087761-1	1	
	Bolt, Blade Guide Roller Zinc Plated (used with the Extended Roller only)	092940-1	1	
7	Plate, Zinc-Plated Blade Guide Mounting	087753-1	1	
8	Block, Zinc-Plated Roller Guide Adjuster	087756-1	1	
9	Screw, M6x16 BN 11252 "BOSSARD"	F81001-24	2	
10	Wiper, Blade Zinc-Plated	087757-1	1	
11	Block, Blade Guide Zinc	096956-1	1	
12	Shaft, Zinc-Plated Blade Guide Mount (Narrow Roller)	088255-1	1	
	Shaft, Zinc-Plated Blade Guide Mount (Wide Roller)	501406-1	1	
13	Nut, M10x1-04-ST-A2 ISO 8675 Thin	F81033-10	2	
14	Screw, M10x1x40 DIN913 Stainless Steel Set	F81015-2	2	
15	Bolt, M6x20-8.8 Hex Head Full Thread Zinc	F81001-2	2	
16	Bolt, M6x30 DIN933 A2-70 Stainless Steel	F81001-37	1	
17	Bolt, M8x30 DIN933 A2-70 Stainless Steel	F81002-27	2	
18	Nut, M8 DIN934 A2-70 Stainless Steel	F81032-7	2	
19	Screw, M10X1X20 DIN913 Stainless Steel Set	F81015-1	3	
20	BOLT, M10X1X25 DIN 933 STAINLESS STEEL	F81003-28	1	
21	NUT, M10x1-04-ST-A2 ISO 8675 THIN	F81033-10	4	
22	BLOCK WELDMENT, BLADE GUIDE MOUNT	087744	1	
23	BOLT, M10X35-8.8 HEX HEAD FULL THREAD ZINC	F81003-17	2	
24	WASHER, 10.2 SPLIT LOCK ZINC	F81055-2	2	

¹ Used only from the flanged side of the roller

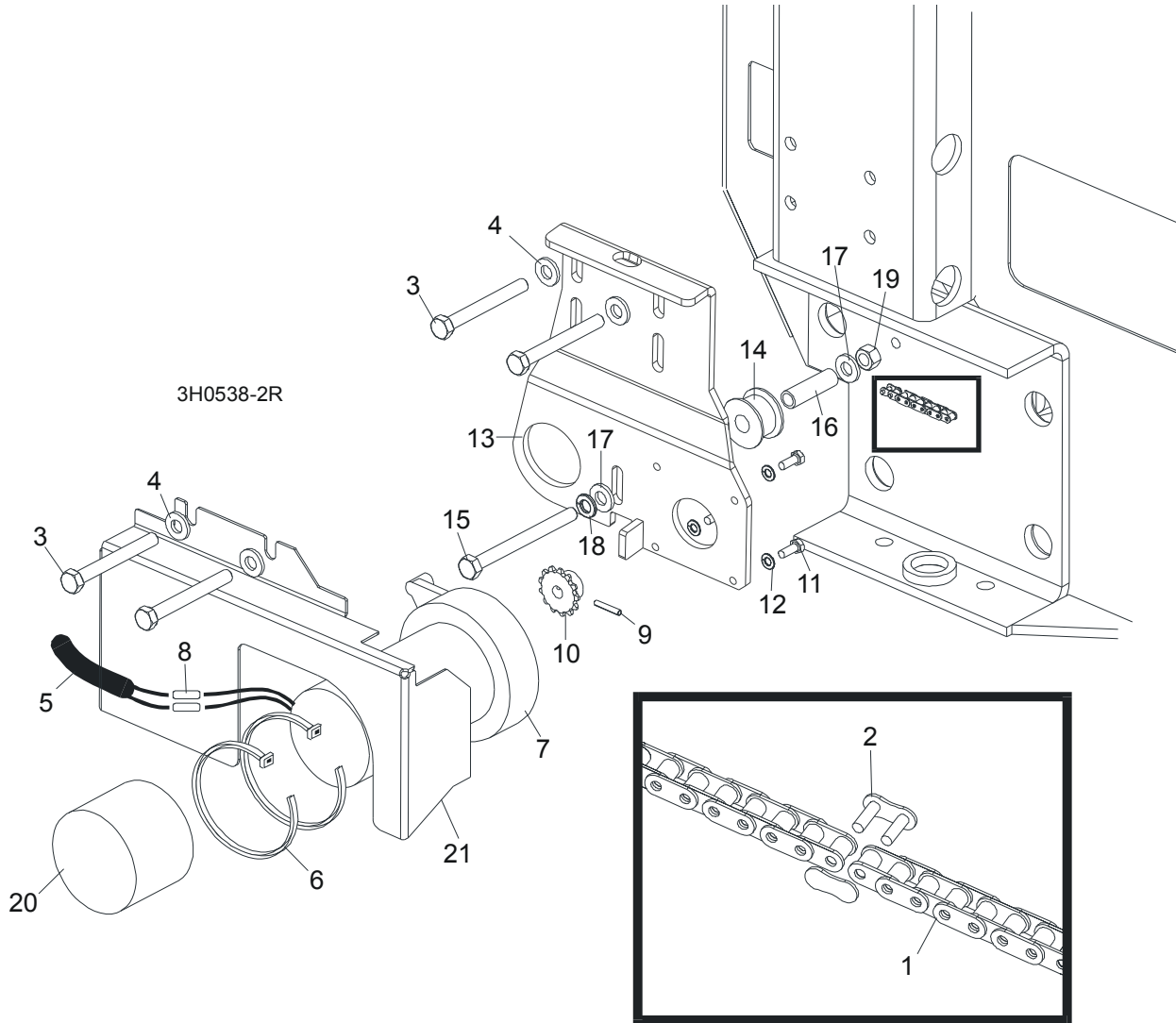
2.6 Blade Guide Arm & Rollers



REF	DESCRIPTION (◆ Indicates Parts Available In Assemblies Only)	PART #	QTY.	
1	BLADE GUIDE ARM WELDMENT	505934-1	1	
2	BLOCK WELDMENT, PAINTED BLADE GUIDE MOUNT	088292-1	1	
3	BOLT, BLADE GUIDE ARM ROLLER CAM	086508-1	4	
	BOLT, BLADE GUIDE ARM ROLLER CAM /HARDWOODS	505113-1 ¹	1	
4	WASHER, 17 FLAT	F81058-1	4	
5	WASHER, 5/8" EXTERNAL STAR	F05011-26	4	
6	NUT, 5/8-18 HEX JAM	F05010-11	12	
7	WASHER, 5/8" INTERNAL STAR	F05011-25	8	
	ROLLER ASSEMBLY, BLADE GUIDE ARM WITH BEARING	093855	2	
8	Roller, Blade Guide Arm V-Groove	093856-1	1	◆
9	Bearing, 6203-2RSP6-5/8 CX	095087	1	
10	Ring, W40 Retaining	F81090-3	1	
	ROLLER ASSEMBLY, BLADE GUIDE ARM WITH BEARING AND SPROCKET	501496	2	
11	Roller, Blade Guide Arm w/Sprocket	501495-1	1	◆
12	Bearing, 6203-2RSP6-5/8 CX	095087	1	
13	Ring, W40 Retaining	F81090-3	1	◆
14	GUIDE, BLADE	087042-1	1	
15	BOLT, M8x20-8.8 Fe/Zn5 PN-M/82406	F81002-11	7	
16	CLAMP, 1/2EMT COATED	P07584	2	
17	WASHER, 8.4 FLAT ZINC	F81054-1	7	
18	NUT, M8-8-B HEX NYLON ZINC LOCK	F81032-2	7	

¹ Mount instead of one 086508-1 bolt in LT40 saw head for hardwoods.

2.7 Blade Guide Arm Drive Assembly

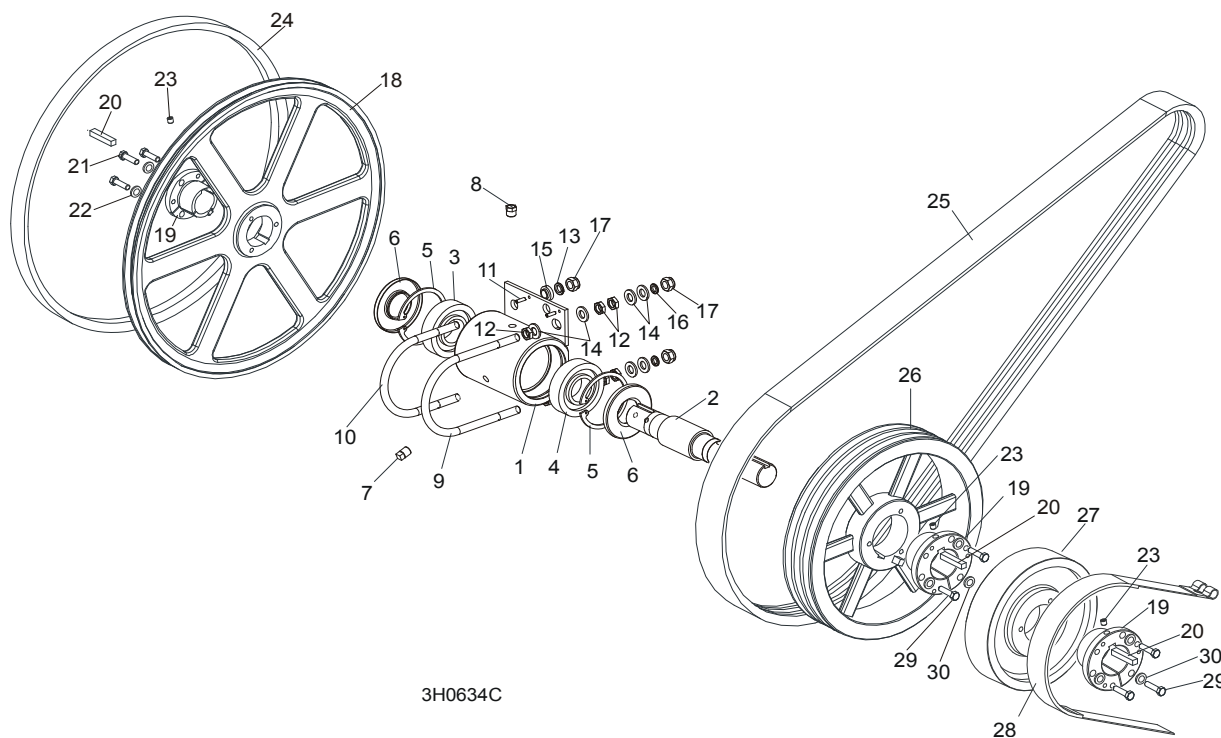


REF	DESCRIPTION (◆ Indicates Parts Available In Assemblies Only)	PART #	QTY.
1	CHAIN, #25 X 20 1/4"	P09984	1
2	LINK, #25 MASTER	P09983	1
3	BOLT, 5/16-18 X 2 3/4" HEX HEAD GRADE 5	F05006-28	4
4	WASHER, 8.4 FLAT	F81054-1	4
5	TUBE, 3/8" X 1/2" NEOPRENE	R01897	0,75 m
6	WRAP, 1/4" X 6" TIE	F05089-1	2
	DRIVE ASSEMBLY, BLADE GUIDE ARM	091005	1
	Motor Assembly, Blade Guide Arm Replacement	A10365	1
7	Motor, Blade Guide Arm 53:1 Gear	P09698-1	1
	Housing, Klauber Motor End	P12756	1
	Gear Kit, Klauber Motor Replacement	P12569	1
	Brush Kit, Gear Motor Replacement	P12800	1
	Shaft Kit, Klauber Gear Motor Replacement	009695	1
8	Connector, 14 Gauge Butt	F04875-1	2

9	Pin, 1/8" X 3/4" Roll	F05012-6	1	
10	Sprocket, Gear Motor #25 14-Tooth	P09970	1	
11	Screw, #10-32 x 1/2" Hex Head	F05004-60	4	
12	Washer, 5.1 Split Lock	F81052-2	4	
	Instruction Sheet, Blade Guide Arm Motor	A10353-296	1	
13	Bracket, Blade Guide Arm Motor Mount	087994-1	1	
14	Roller, Blade Guide Arm Chain Idler	S09999	1	
15	Bolt, M8x90-8.8 Hex Head Full Thread	F81002-16	1	
16	Spacer, 5/16" I.D. X 1 1/2"	S09996	1	
17	Washer, 5/16" SAE Flat	F81054-1	3	
18	Washer, 8.2 Split Lock	F05011-13	1	
19	Nut, M8-8-B Hex Lock	F81032-1	1	
20	Boot, Gear Motor Weather	023720	1	
21	COVER, BLADE GUIDE ARM MOTOR	093460-1	1	

SECTION 3 BLADE WHEELS & TENSIONER

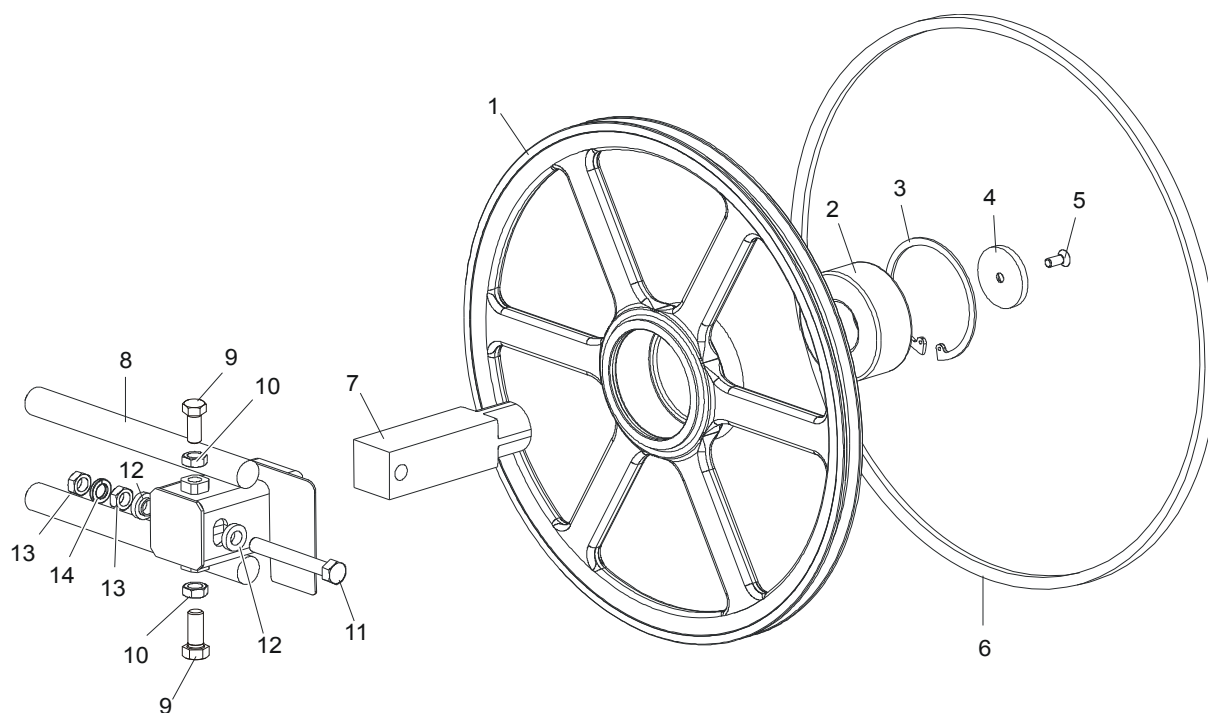
3.1 Blade Drive Assembly



REF	DESCRIPTION (◆ Indicates Parts Available In Assemblies Only)	PART #	QTY.
	BEARING ASSEMBLY, DRIVE	086291	1
1	Housing, Blade Wheel Drive Bearing	086293	1
2	Shaft, Blade Wheel Drive	086292	1
3	Bearing, Blade Wheel Drive NJ308	085939	1
4	Bearing, Blade Wheel Drive #6308	085940	1
5	Ring, 90mm Interior Retaining #117	F04254-17	2
6	Seal, Drive Bearing #CR15890	P10206	2
7	Plug, 1/4" NPT Square Head	P05498	1
8	Plug, 1/4" NPT Vented	P12868	1
9	Bolt, 1/2-13 Long U	S10207-1P	1
10	Bolt, 1/2-13 Short U	S10207-2P	1
11	Pin, 3/16" X 5/8" Roll	F05012-22	2
12	Nut, M12-04-A Hex Jam	F81034-6	6
13	Washer, 12.2 Split Lock	F81056-2	2
14	Washer, 13 SAE Flat	F81056-1	8
15	Spacer, Zinc	086769-1	2
16	Washer, 10.2 Split Lock Zinc	F81055-2	2
17	Nut, M12-8 Hex Nylon Lock	F81034-2	4
	WHEEL KIT, DRIVE SIDE BLADE	014562	1
18	Wheel, Drive Side Blade	016284	1
19	Bushing, Modified 1 9/16" P1	087214	1
20	KEY, 9.5h7x9.5x3.8	087384	3
21	BOLT, UNC 1/4"x1 1/2"-8.8 ZINC DIN933 HEX HEAD	F05005-31	3

22	WASHER, 1/4" UNC ZINC SPLIT LOCK	F81052-21	3	
23	SCREW, M8x8-33H ZINC HEX SOCKET SET FLAT POINT	F81014-1	3	
24	BELT, BLADE WHEEL B57	P04185-2	1	
25	BELT, 2BX72 DRIVE (G25)	P09555-2	1	
	BELT, 3BX72 DRIVE (D33)	014085	1	
26	PULLEY, 2B5V124 SPECIAL (G25)	087205-1	1	
	PULLEY, 3B5V124 SPECIAL DRIVE (D33)	087203-1	1	
27	WHEEL, BRAKE	087204-1	1	
28	STRAP, METAL-BACKED BRAKE	014391	1	
29	BOLT, M8X35-8.8 ZINC HEX HEAD FULL THREAD	F81002-13	6	
30	WASHER, 8.2 ZINC SPLIT LOCK	F81054-4	6	

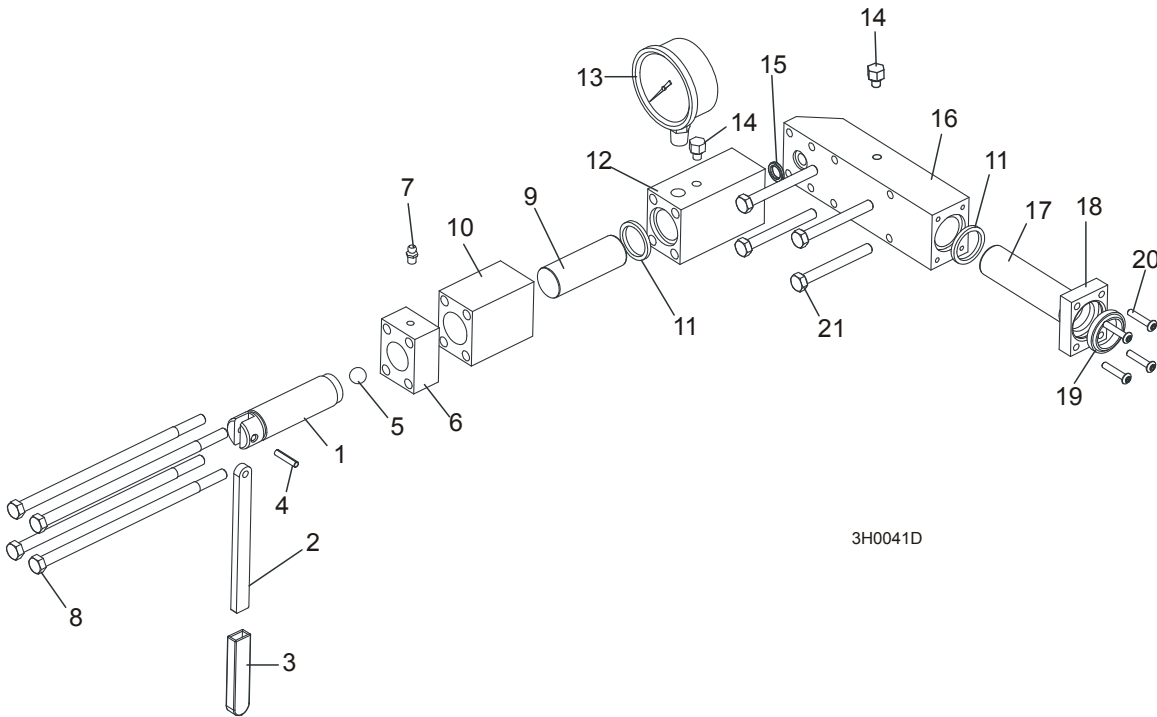
3.2 Idle Blade Wheel Assembly



SM0241C

REF	DESCRIPTION (◆ Indicates Parts Available In Assemblies Only)	PART #	QTY.	
	WHEEL ASSEMBLY, IDLE SIDE BLADE	016120	1	
1	Wheel, Idle Side Blade	016013	1	◆
2	Bearing, Idle Side Blade Wheel 3309 B.2RSR TVH FAQ	086428	1	
3	Ring, 100mm Internal Retaining Beveled	F04254-28	1	
4	RETAINER, ZINC	095929-1	1	
5	BOLT, M10x25 -10.9- Fe/Zn5 DIN 7991	F81003-82	1	
6	BELT, BLADE WHEEL B57	P04185-2	1	
7	SHAFT, IDLE BLADE WHEEL	095732	1	
8	HOUSING, IDLE BLADE WHEEL SHAFT	087665	1	
9	BOLT, 1/2-20 X 1 1/2" HEX HEAD GRADE 5	F05008-53	2	
10	NUT, 1/2-20 HEX JAM	F05010-16	2	
11	BOLT, M12x1,25x100-8.8 HEX HEAD FULL THREAD GRADE 2	F81004-41	1	
12	SPACER, 1/2" I.D. FLANGED	086769-1	2	
13	NUT, M12x1,25 8.8 HEX JAM	F81034-5	2	
14	WASHER, 12.2 SPLIT LOCK	F81056-2	1	

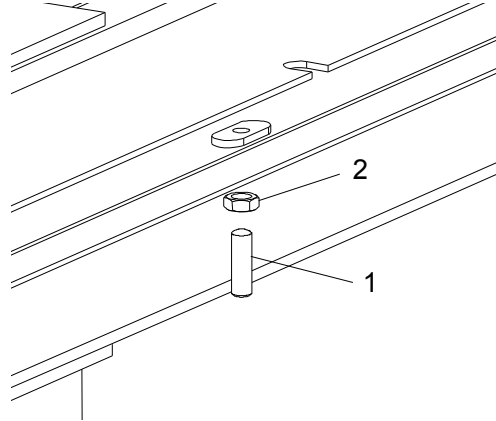
3.3 Hydraulic Blade Tensioner Assembly



REF	DESCRIPTION (◆ Indicates Parts Available In Assemblies Only)	PART #	QTY.
	HYDRAULIC BLADE TENSIONER ASSEMBLY	A10054	1
	Handle Assembly, Hydraulic Blade Tensioner Screw	A12294	1
1	Screw, Hydraulic Blade Tensioner	S10056	1
2	Handle, Hydraulic Tensioner Screw	095930	1
3	Sleeve, Plastic Handle	P08072	1
4	Pin, 3/16" x 7/8" Roll	F05012-11	1
5	Ball, 1/2" Steel	P02720	1
6	Block, Threaded Tensioner End	S10062	1
7	Fitting, 1/4-28 Grease	P05060	1
	Instruction Sheet, Tensioner Screw	A12294-518	1
8	Bolt, 5/16-18 X 7 1/2" Hex Head Grade 5	F05006-43	4
9	Piston, Hydraulic Tensioner Front 2 3/4" Long	S10060	1
10	Block, Piston Guide	S10061	1
11	Seal, 1" Diameter	P10051	2
12	Block, Hydraulic Tensioner Gauge Mounting	S10140	1
13	Gauge, 3000 PSI	090552	1
14	Plug, Hydraulic Tensioner Fill	P10065	2
15	Ring, 5/8" X 3/32" Square "O"	P10377	1
16	Block, Rear Tensioner Piston	S10142	1
17	Piston, Hydraulic Tensioner Rear 3 5/8" Long	S10059	1
18	Block, Rear Piston End	S10089	1
19	Wiper, 1" Diameter	P10053	1
20	Bolt, #10-24 X 1" Socket Button Head	F05004-43	4
21	Bolt, 5/16-18 X 2 3/4" Hex Head Grade 5	F05006-28	4
	Instruction Sheet, Hydraulic Tensioner Installation	A10136-272	1

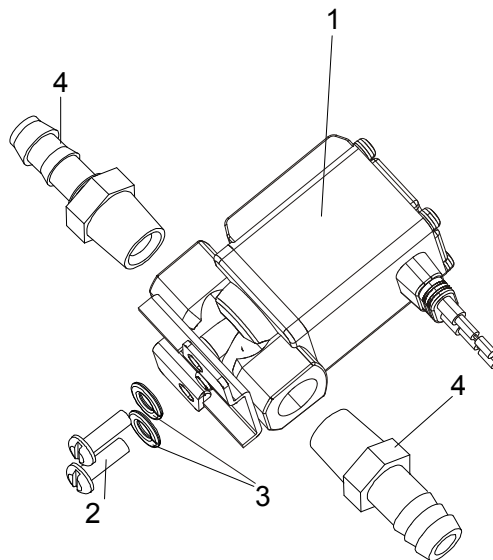
SECTION 4 SAW HEAD

4.1 Middle Throat Screw



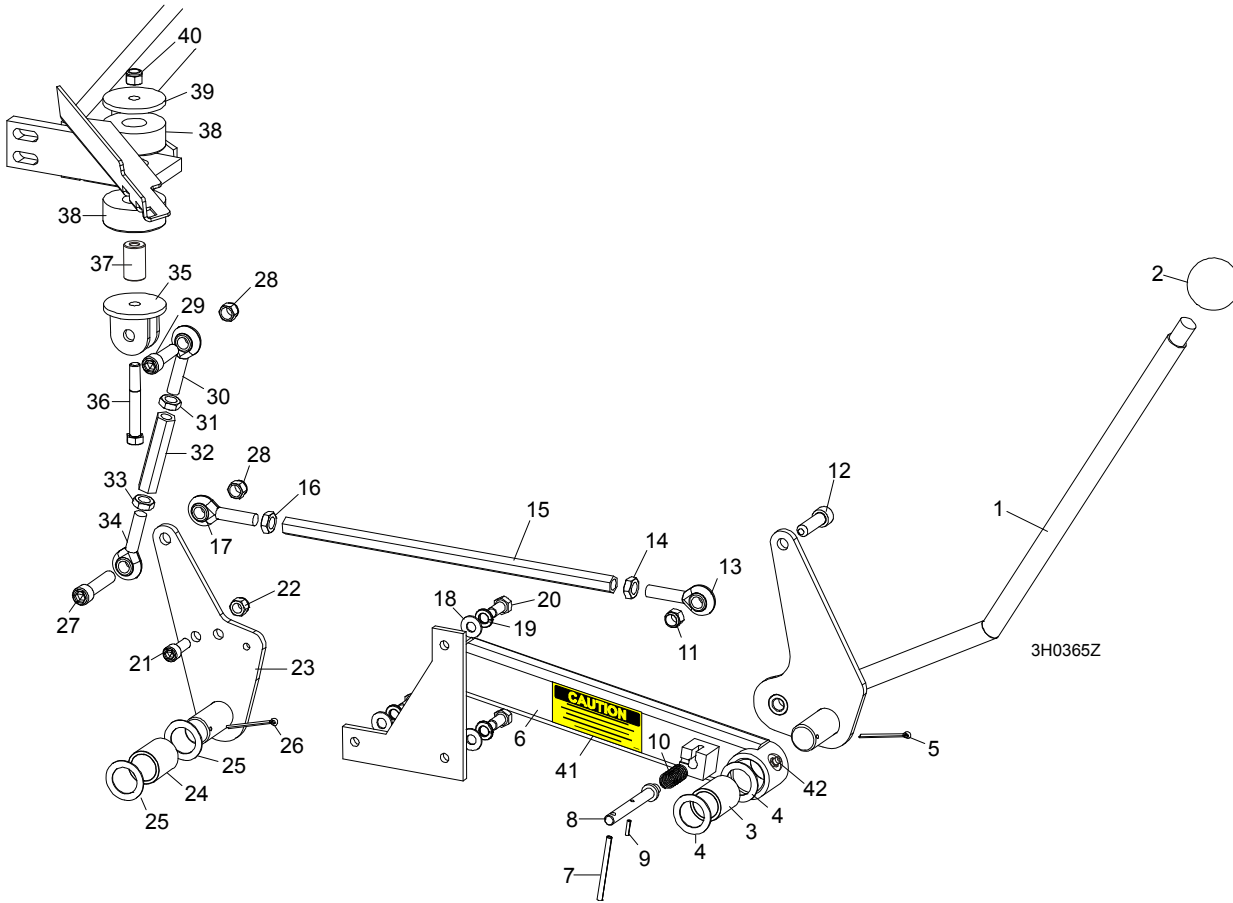
REF	DESCRIPTION (◆ Indicates Parts Available In Assemblies Only)	PART #	QTY.	
1	SCREW, M10X40-45H OVAL POINT SOCKET SET, ZINC	F81003-61	1	
2	NUT, M10-8-B HEX JAM, ZINC	F81033-3	1	

4.2 Water Lube Solenoid Valve (not available in EC version)



REF	DESCRIPTION (◆ Indicates Parts Available In Assemblies Only)	PART #	QTY.	
1	VALVE, WATER LUBE SOLENOID	509113	1	
2	SCREW, #10-32X1/2" CROSS SLOT ROUND HEAD	F05004-60	2	
3	WASHER, 5.1 SPLIT LOCK	F81052-2	2	
4	FITTING, 1/4" MALE NPT 3/8" HOSE BARB	P04682	2	

4.3 Clutch Lever Assembly



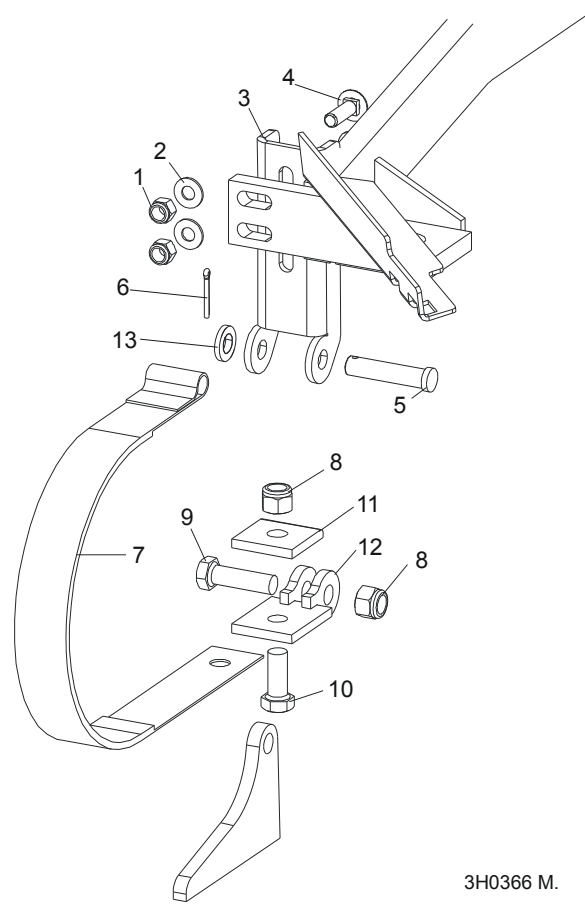
REF	DESCRIPTION (◆ Indicates Parts Available In Assemblies Only)	PART #	QTY.	
	HANDLE ASSEMBLY, EXTENDED CLUTCH/BRAKE	086242	1	
1	Lever, Clutch/Brake	086339-1	1	◆
2	Knob, Plastic Round	086337	1	
3	Bushing, Clutch/Brake Pivot	P05041	1	
4	Washer, Clutch/Brake Pivot	087051-1	2	
5	Pin, 1/8" X 1 3/4" Cotter	F05012-43	1	
6	Extension Weldment, Clutch Handle	086244-1	1	
7	Pin, 3/16 x 2 1/2" Roll	F05012-27	1	
8	Pin, Clutch Detent	086243	1	◆
9	Pin, 1/8" x 9/16" Roll	F05012-30	1	
10	Spring, .58" OD x 1 1/8"	021243	1	
11	Nut, 7/16-20 Nylon Lock	F05010-83	1	
12	Screw, 7/16-20 x 1 1/2" Socket Head	F05007-55	1	
13	Rod End, 7/16-20 Left Hand Thread	P11578	1	
14	Nut, 7/16-20 Hex Jam Left Hand Thread	F05010-87	1	
15	Rod, Clutch Extension	015073	1	
16	Nut, 7/16-20 Hex Jam	F05010-38	1	
17	Rod End, 7/16-20 Right Hand Thread	P11579	1	
18	WASHER, 8.4 SAE FLAT	F81054-1	3	
19	WASHER, 8.2 SPLIT LOCK	F81054-4	3	

4

Saw Head*Clutch Lever Assembly*

20	BOLT, M8X20-8.8-B HEX HEAD	F81002-4	3	
21	BOLT ,M10 X 25 SOCKET HEAD	F81003-32	1	
22	NUT, M10-8-B HEX NYLON LOCK	F81033-1	1	
23	PLATE WELDMENT, CLUTCH PIVOT	087086-1	1	
24	BUSHING, CLUTCH/BRAKE PIVOT	P05041	1	
25	WASHER, CLUTCH/BRAKE PIVOT	087051-1	2	
26	PIN, 1/8" X 1 3/4" COTTER	F05012-43	1	
27	SCREW, 7/16-20 X 2" SOCKET HEAD	F05007-120	1	
28	NUT, 7/16-20 HEX NYLON LOCK	F05010-83	2	
29	SCREW, 7/16-20 X 2" SOCKET HEAD	F05007-120	1	
	TURNBUCKLE ASSEMBLY, CLUTCH/BRAKE LEVER	A12304	1	
30	Rod End, 7/16-20 Right Hand Thread	P11579	1	
31	Nut, 7/16-20 Hex Jam	F05010-38	1	
32	Turnbuckle, 3" Clutch/Brake Lever	S11577	1	
33	Nut, 7/16-20 Hex Jam Left Hand Thread	F05010-87	1	
34	Rod End, 7/16-20 Left Hand Thread	P11578	1	
35	BRACKET, CLUTCH MOUNT	W12411-1	1	
36	BOLT, M10X70-8.8 HEX HEAD, ZINC	F81003-20	1	
37	SPACER, MOTOR MOUNT VIBRATION BUSHING	506712	1	
38	BUSHING, MOTOR MOUNT VIBRATION	P05032	2	
39	WASHER, 3/8" I.D. X 2 1/4" O.D. X 3/16" THICK	S12412-0	1	
40	NUT, 3/8-16 NYLON LOCK	F05010-10	1	
41	DECAL, PLACE PIN IN DETENT POSITION	085089	1	
42	FITTING, M6 GREASE	086280	1	

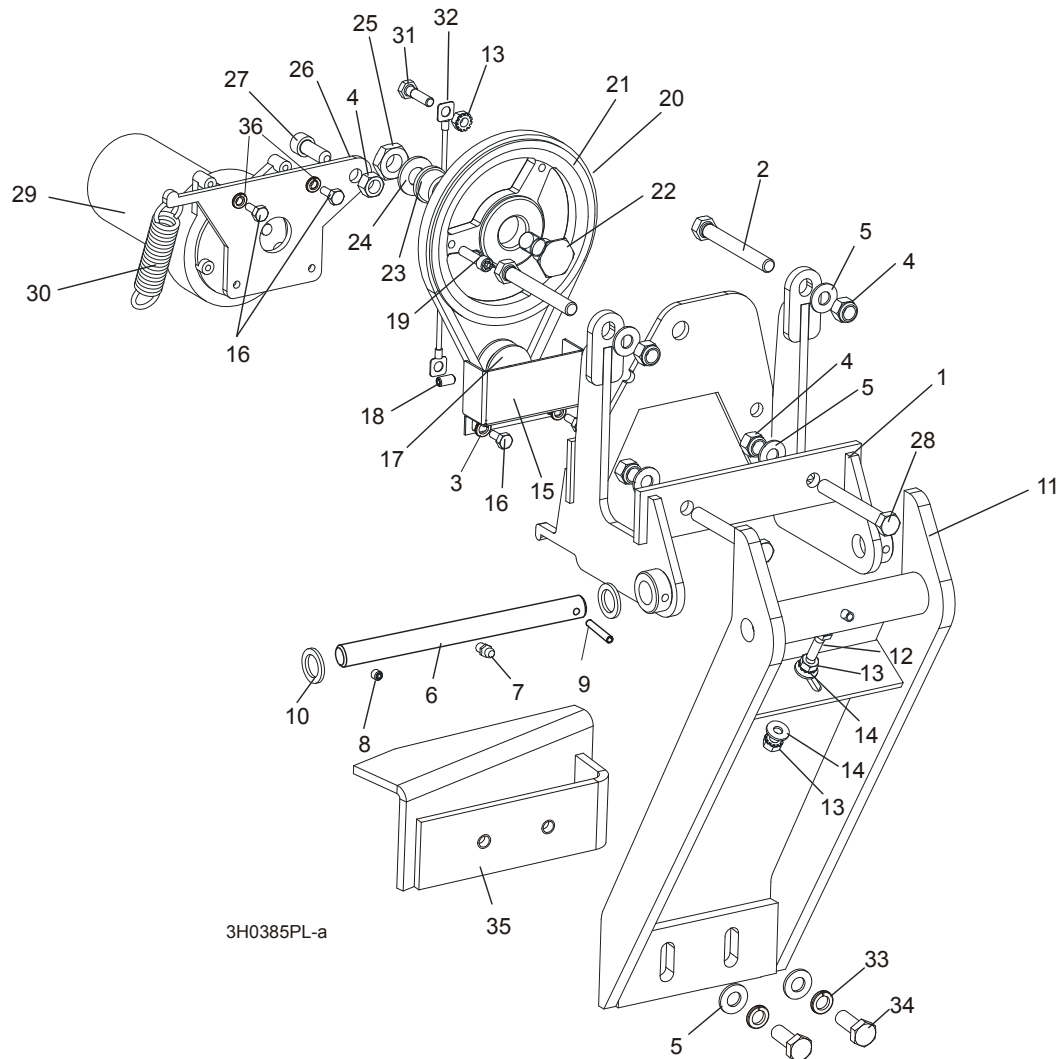
4.4 Brake Assembly



3H0366 M.

REF	DESCRIPTION (◆ Indicates Parts Available In Assemblies Only)	PART #	QTY.
	STRAP RETROFIT, SUPER BRAKE	014441	1
1	Nut, 3/8-16 Nylon Lock	F05010-10	2
2	Washer, 10.5 Flat	F81055-1	2
3	Bracket, Upper Super Brake Strap Mount	014395	1
4	Bolt, 3/8-16 x 1 1/4" Carriage Head Grade 5	F05007-127	2
5	Pin, 1/2" x 2 1/4" Clevis	F05012-81	1
6	Pin, 1/8" x 1" Cotter	F05012-1	1
7	Strap, Upper Pivot Metal Brake	014391	1
8	Nut, M12-8-B Nylon Lock	F81034-2	2
9	Bolt, M12 x 40-8.8 Hex Head	F81004-4	1
10	Bolt, M12 x 30-8.8 Hex Head	F81004-22	1
11	Washer, Brake Strap Clamp	090063-1	1
12	Bracket Weldment, Brake Lower Pivot Painted	092200-1	1
13	Washer, 13 Flat Zinc	F81056-1	1

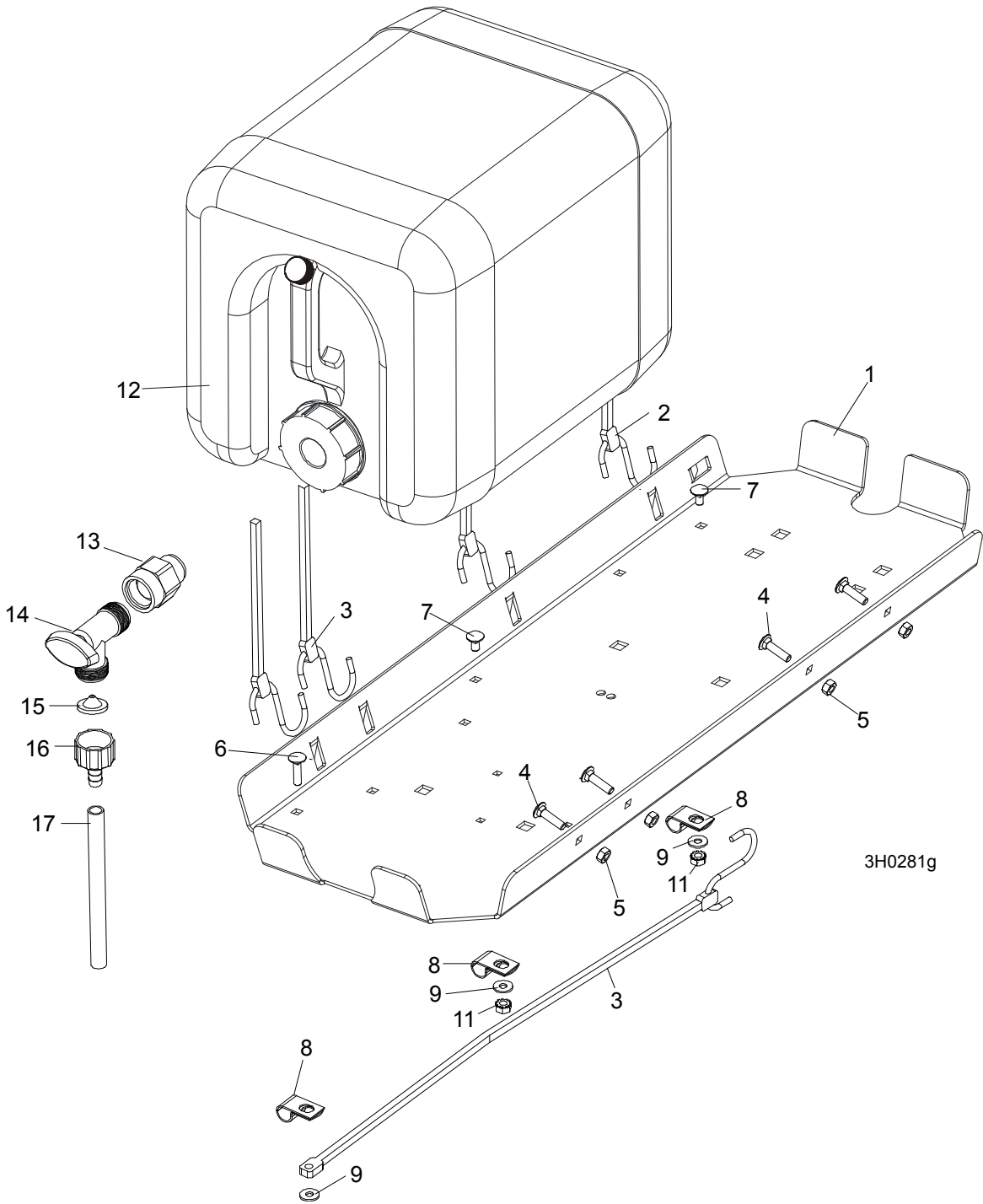
4.5 Board Return Assembly



REF	DESCRIPTION (◆ Indicates Parts Available In Assemblies Only)	PART #	QTY.
	RETURN ASSEMBLY, BOARD	087839-1	1
1	Mount Weldment, Board Return	087788-1	1
2	Bolt, M10x70-8.8 Fe/Zn5 PN-M/82302 Hex Head	F81003-60	2
3	WASHER, M5, FLAT ZINC	F81052-1	2
4	NUT, M10-8-B NYLON HEX ZINC LOCK	F81033-1	5
5	Washer, 10.5 Flat	F81055-1	6
6	Pin Kit, Board Return Replacement Pivot	087837	1
7	Fitting, M6 Grease	086280	1
8	Screw, M6 X 8 Black Oxide Socket Head Set Cup Point	F81013-1	1
9	Pin, 5 X 30 Roll	F81044-21	1
10	Washer, 5/8" x 15/16" x .094 Nylon	F05011-19	2
11	Arm Weldment, Board Return	087838-1	1
12	Screw, 1/4-20 x 3/4" Full Thread Hex Head Cap	F05005-101	1
13	Nut, 1/4-20 Self Locking	F05010-9	3
14	Washer, 7.4 Flat	F81056-11	2

15	Guard, Board Return Belt Ptd	087985-1	1	
16	Screw, 10-32 x 1/2" Hex Head Machine	F05004-60	4	
17	Sheave, 1.42 x .32	015074	1	
18	Screw, 1/4-20 Socket Head Set Cup Point Nylon	F05005-55	1	
19	Screw, 1/4-20 x 1" Socket Head Cap	F05005-89	1	
20	Belt, 3L190	015477	1	
21	Sheave, OK50 x 1/2" Modified	015224	1	
22	Bolt, Idler Pulley Pivot	015221	1	
23	Bushing, 5/8" x 7/8" x 1/2" Bronze	P05135	1	
24	Washer, 13 Flat	F81056-1	1	
25	Nut, 1/2-20 Jam Nylon Lock	F05010-79	1	
26	Plate, Motor Pivot	087871	1	
27	Screw, M10 x 25-8.8 Black Oxide Socket Head Cap	F81003-32	1	
28	BOLT, M10x75-8.8-Fe/Zn5 PN-M/82101	F81003-15	2	
29	Motor, 53:1 ASA Gear	P09698-1	1	
30	Spring, 3/4" x 2 7/8" x 12 Gauge	015479	1	
31	Bolt, 1/4-20 x 1" Hex Head Grade 5	F05005-101	1	
32	Cable, Board Return	016090	1	
33	Washer, 10.2 Split	F81055-2	2	
34	Bolt, 3/8-16 x 3/4" Hex Head	F81003-1	2	
35	Angle, Board Return	087835-1	1	
36	WASHER, M5 SPLIT LOCK	F81052-2	2	

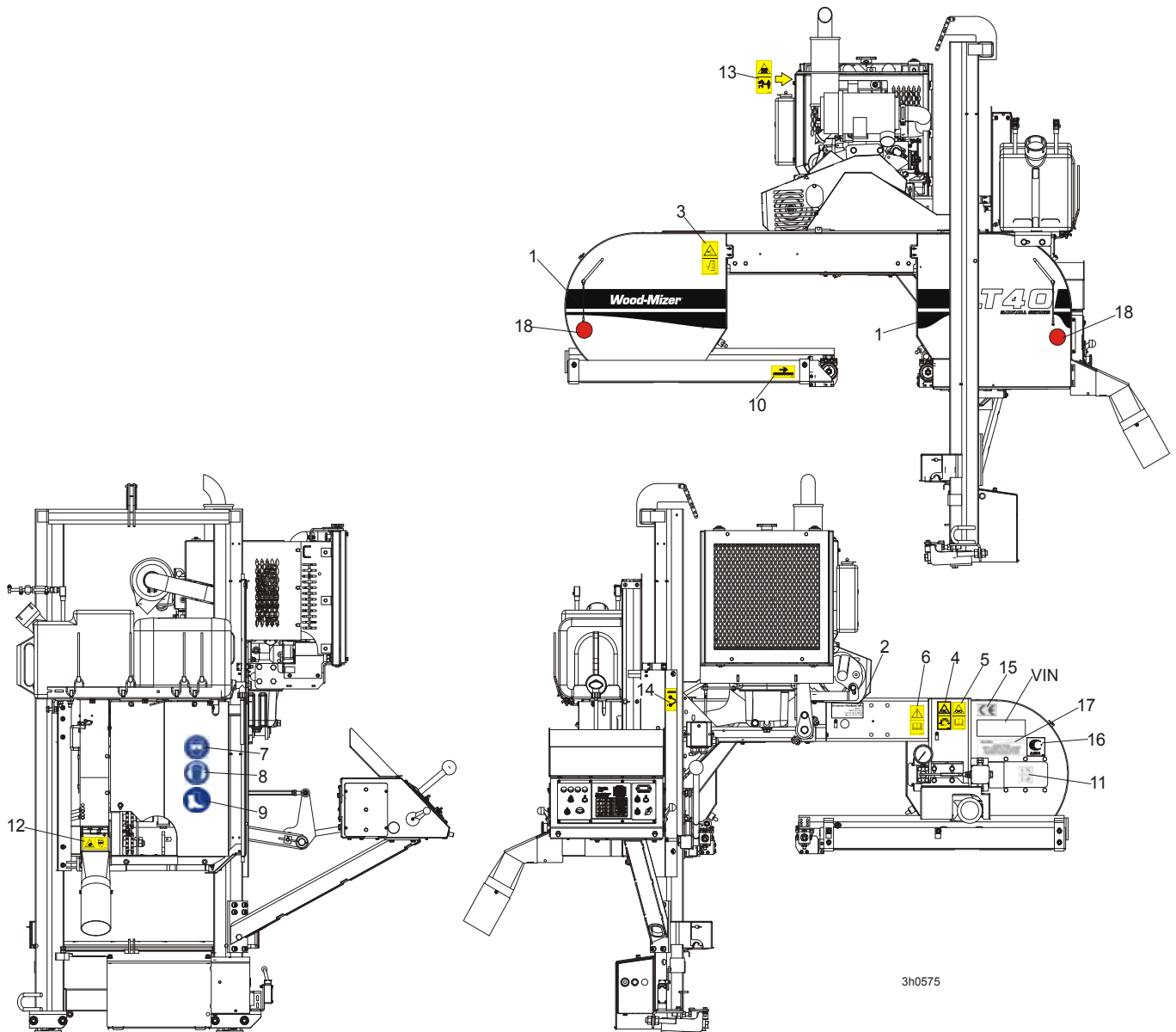
4.6 Water Lube Assembly



REF	DESCRIPTION (◆ Indicates Parts Available In Assemblies Only)	PART #	QTY.	
	TRAY ASSEMBLY, FUEL TANK/WATER BOTTLE	A11685	1	
1	Tray, Fuel Tank/Water Bottle	099600-1	1	◆
2	Strap, 24" Rubber (For Fuel Tank - See Engine Manual)	P11258	2	
3	Strap, 20" Rubber	P11668	3	
4	Bolt, 1/4-20 X 1" Carriage Head	F05005-34	4	
5	Nut, 1/4-20 Hex Lock	F05010-21	4	
6	BOLT, 1/4-20 X 1" CARRIAGE HEAD	F05005-34	1	

7	BOLT, 1/4-20 X 1/2" CARRIAGE HEAD	F05005-33	2	
8	CLAMP, 1/2" EMT HOSE	P07584	3	
9	WASHER, 6.5 FLAT ZINC	F81053-11	3	
10	NUT, 1/4-20 HEX LOCK	F05010-21	1	
11	NUT, 1/4-20 SELF-LOCKING	F05010-21	2	
12	BOTTLE, 5-GALLON WATER	014637	1	
13	FITTING, 3/4FPT X 3/4MPT	014636	1	
14	FITTING, WATER LUBE SHUTOFF VALVE	014100	1	
15	FILTER, WATER LUBE	016086	1	
16	FITTING, 5/8" NPT TO 3/8" HOSE BARB	014113	1	
17	TUBING, WATER LUBE 3/8" I.D.	R01885	2,1 m	

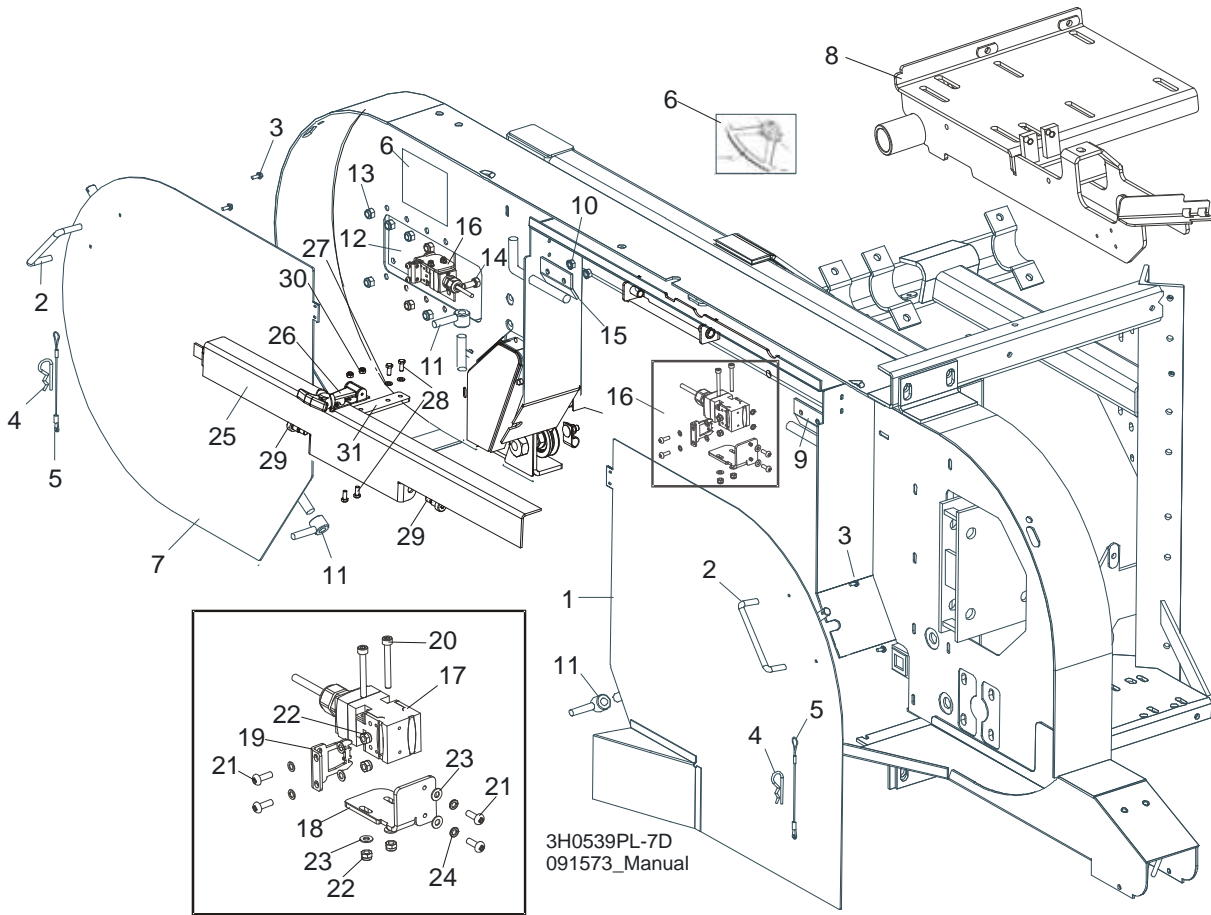
4.7 LT40DC Saw Head Decals



REF	DESCRIPTION (◆ Indicates Parts Available In Assemblies Only)	PART #	QTY.
1	DECAL, LT40 SERIES SAWMILL	092763	1
	PICTOGRAPHIC DECAL KIT, LT40DC	099517	1
2	DECAL, EUROPEAN HEADQUARTERS ADDRESS	015841	1
3	DECAL, SAWMILL COVERS CAUTION	099220	2
4	DECAL, BLADE TENSION (PICTOGRAM)	099219	1
5	DECAL, BLADE TENSION - INSTRUCTIONS (PICTOGRAM)	099223	1
6	DECAL, READ OPERATOR'S MANUAL (PICTOGRAM)	096317	1
7	DECAL, EYE PROTECTION WARNING (PICTOGRAM)	S12004G	1
8	DECAL, EAR PROTECTION WARNING (PICTOGRAM)	S12005G	1
9	DECAL, USE SAFETY BOOTS (PICTOGRAM)	501465	1
10	DECAL, BLADE MOVEMENT DIRECTION (PICTOGRAM)	096321	1
11	DECAL, BLADE ALIGNMENT	P11789	1

12	DECAL, SAWDUST CHUTE WARNING (PICTOGRAM)	099222	1	
13	DECAL, KEEP AWAY - HOT PARTS (PICTOGRAM)	086099	1	
14	DECAL, BLADE DRIVE WARNING (PICTOGRAM)	096315	1	
15	DECAL, CE CERTIFIED SAWMILL (SMALL)	P85070	2	
16	DECAL, RUSSIAN SAFETY CERTIFICATION	099401	1	
17	DECAL, INTERNATIONAL SAWMILL NAME	501466	1	
	DECAL, BLADE SETTING	P85066	1	
	DECAL, KEEP AWAY DANGER, PICTOGRAM	099221	1	
	DECAL, MAX. OIL PRESSURE, PICTOGRAM	099524	1	
18	REFLECTOR, 2 DIA RED (MOBILE SAWMILLS ONLY)	P07452	1	

4.8 Blade Housing Covers



REF	DESCRIPTION (◆ Indicates Parts Available In Assemblies Only)	PART #	QTY.	
	COVER ASSEMBLY, DRIVE SIDE BLADE HOUSING WITH HANDLE	087165	1	
1	Cover Weldment, Drive Side Blade Housing	087159-1	1	◆
2	Handle, Blade Housing Cover	P08065	1	
3	Screw, #8-32 x 3/8"	F05015-8	2	
	Pin Assembly, Cover Retainer	A11881	1	
4	Pin, Safety Retainer	N/A	1	
5	Cable, 3/64" x 6" Lanyard	N/A	1	
6	DECAL, BLADE SETTING	P85066	1	
	COVER, IDLE SIDE BLADE HOUSING WITH HANDLE	086431	1	
7	Cover, Idle Side Blade Housing	086430-1	1	◆
2	Handle, Blade Housing Cover	P08065	1	
3	Screw, #8-32 X 3/8" Self-Tap	F05015-8	2	
	Pin Assembly, Cover Retainer	A11881	1	
4	Pin, Safety Retainer	N/A	1	
5	Cable, 3/64" x 6" Lanyard	N/A	1	
8	MOUNT WELDMENT E15,E20,E25	087736-1 ¹	1	
9	HINGE, MIDDLE BLADE HOUSING COVER	S07522	1	
10	NUT, 1/4-20 SELF-LOCKING HEX	F05010-9	4	
11	NUT, COVER TURN	086365-1	2	

4

Saw Head

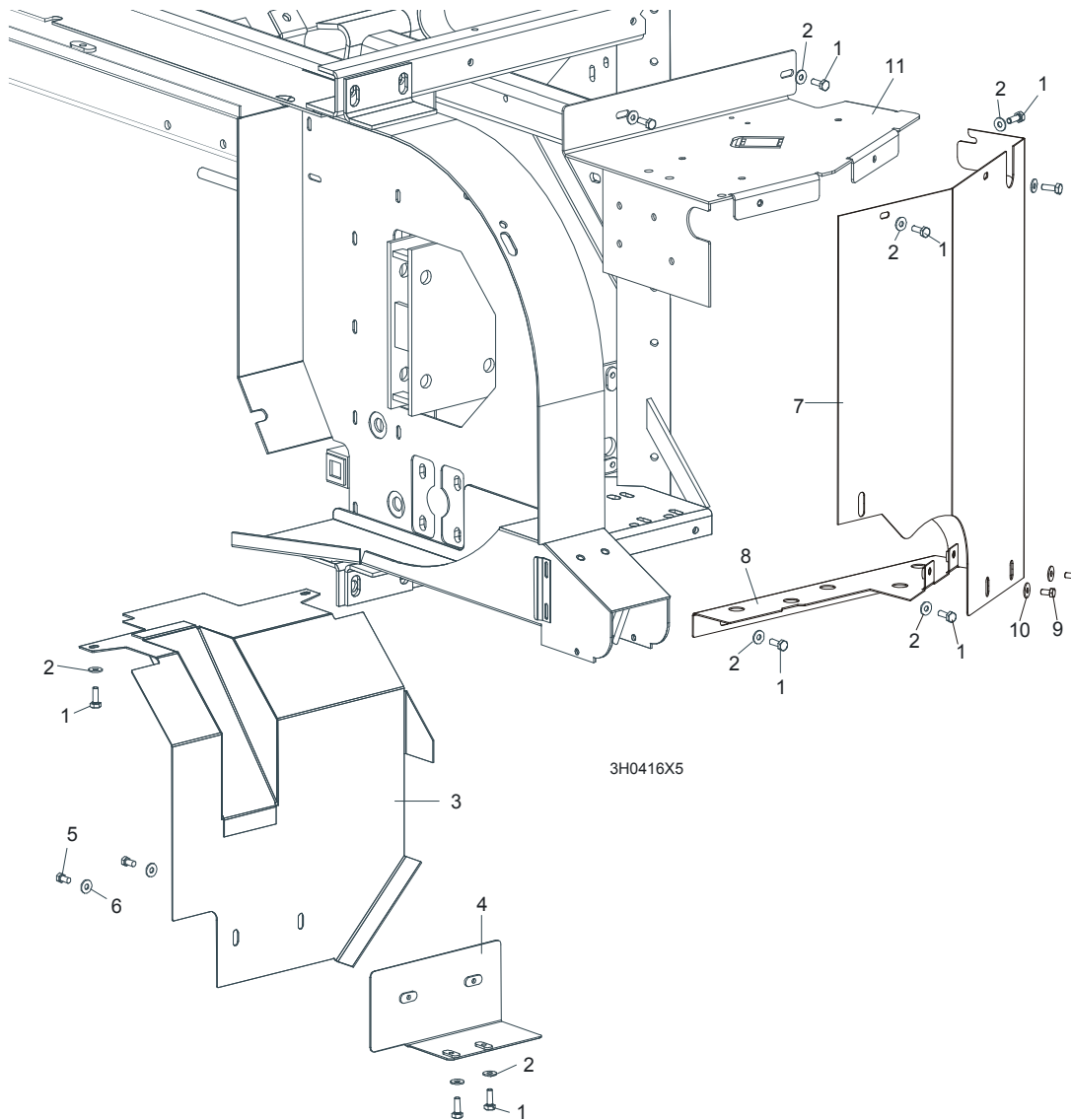
Blade Housing Covers

12	PLATE, IDLE BLADE WHEEL GUARD	086230	1	
13	NUT, 5/16-18 HEX NYLON LOCK	F05010-58	6	
14	BOLT, 5/16-18 X 3/4" HEX HEAD GRADE 2	F05006-5	6	
15	HINGE, MIDDLE BLADE HOUSING COVER	085336-1	1	
16	SWITCH ASSEMBLY, SAFETY SHUT-OFF	094301	2	
17	Safety Switch, AZ17-11ZRK	094232	2	
18	Bracket, Safety Switch Mount Painted	094300-1	2	
19	Key, AZ17/170-B5 Safety Switch	094422	2	
20	Bolt, M4 x 35-8.8 Socket Head	F81011-34	4	
21	Screw, M4 x 12-5.8	F81011-43	8	
22	Nut, M4 Hex	F81029-1	8	
23	Washer, M4 Split Lock Zinc	F81051-1	4	
24	Washer, 4.3	F81051-2	8	
	BLADE FLAP ASSEMBLY	511645²	1	
25	BLADE COVER LT40	511116-1	1	
26	Latch, Flexible Draw	014829	1	
27	WASHER 5.3 FE/ZN5 PN-78/M-82005	F81052-1	2	
28	BOLT, M5 X 12-5.8-Fe/Zn5, PN-M/82105	F81000-5	4	
29	BOLT, 10/M8 X 12-12.9 ISO-7379	F81003-62	2	
30	NUT, M5-8-Fe/Zn5 DIN985	F81030-2	2	
31	PLATE BLADE COVER LT40	512570-1	1	

¹ Only LT40 AC Sawmills

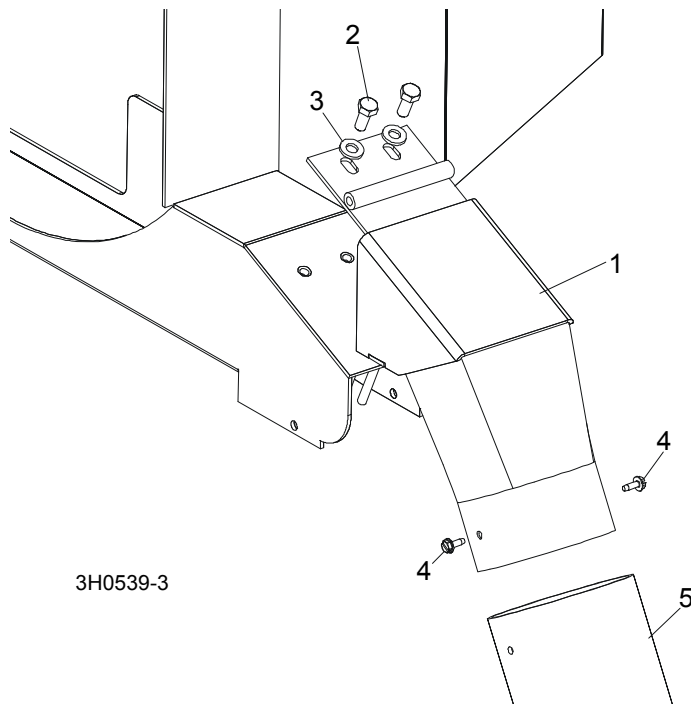
² Belongs to 091573

4.9 Drive Belt Covers



REF	DESCRIPTION (◆ Indicates Parts Available In Assemblies Only)	PART #	QTY.
1	BOLT, M6X12-8.8-ZINC	F81001-7	11
2	WASHER 6,5 ZINC	F81053-11	11
	GUARD ASSEMBLY, CLUTCH LEVER	086290	1
3	Guard Weldment, Manual Clutch	093398-1	1
4	Mount Weldment, Clutch Guard	086275-1	1
5	Bolt, M6X12-8.8 Hex Head Zinc	F81001-7	2
6	Washer, 6.5 Flat Zinc	F81053-11	2
	GUARD ASSEMBLY, DRIVE PULLEY SIDE	093396	1
7	Guard Weldment, Side Up/Down	100474-1	1
8	Guard Weldment, Saw Head Frame Lower	100473-1	1
9	Bolt, M6X12-8.8 Hex Head Zinc	F81001-7	2
10	Washer, 6.5 Flat Zinc	F81053-11	2
11	GUARD, DRIVE PULLEY TOP	087033-1	1

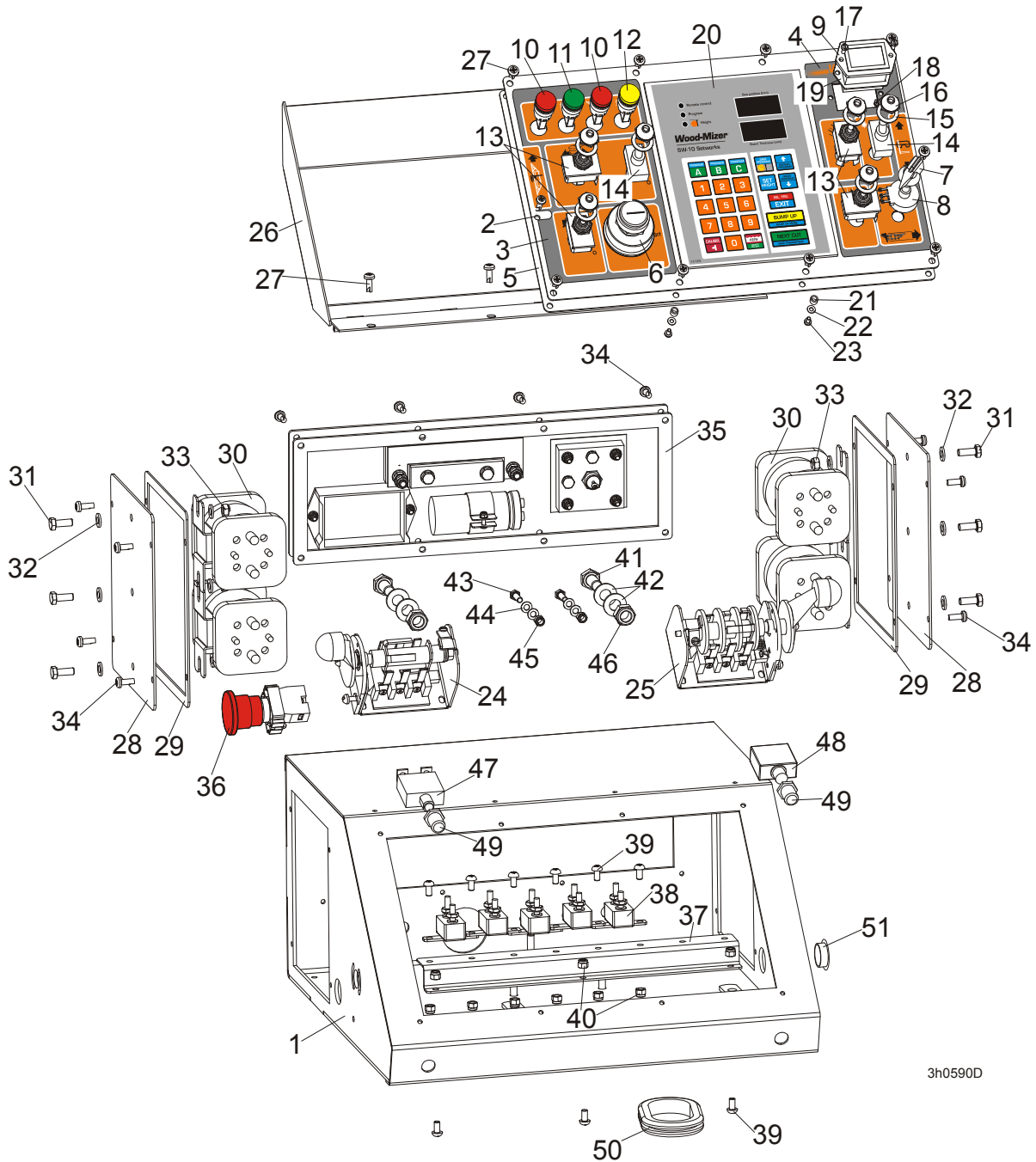
4.10 Sawdust Chute



REF	DESCRIPTION (◆ Indicates Parts Available In Assemblies Only)	PART #	QTY.	
1	CHUTE, LT40 SAWDUST	501500-1	1	
2	BOLT, M8X20-8.8-B-ZINC HEX HEAD	F81002-20	2	
3	WASHER 8,4-ZINC ROUND	F81054-1	2	
4	BOLT, #10-24 X 1/2" SELF-TAPPING	F05015-7	2	
5	TUBING, 4" I.D. RUBBER	086364	0.6 m	
	STRAP, 20" RUBBER W/HOOK	P11668	1	
	BOLT, 1/4-20 X 1 1/4" HEX HEAD FULL THREAD	F05005-3	1	
	WASHER, 7.4 FLAT	F81056-11	1	
	NUT, 1/4-20 LOCK	F05010-21	1	

SECTION 5 CONTROL & BATTERY BOXES

5.1 Control Assembly, LT40 Series DH



3h0590D

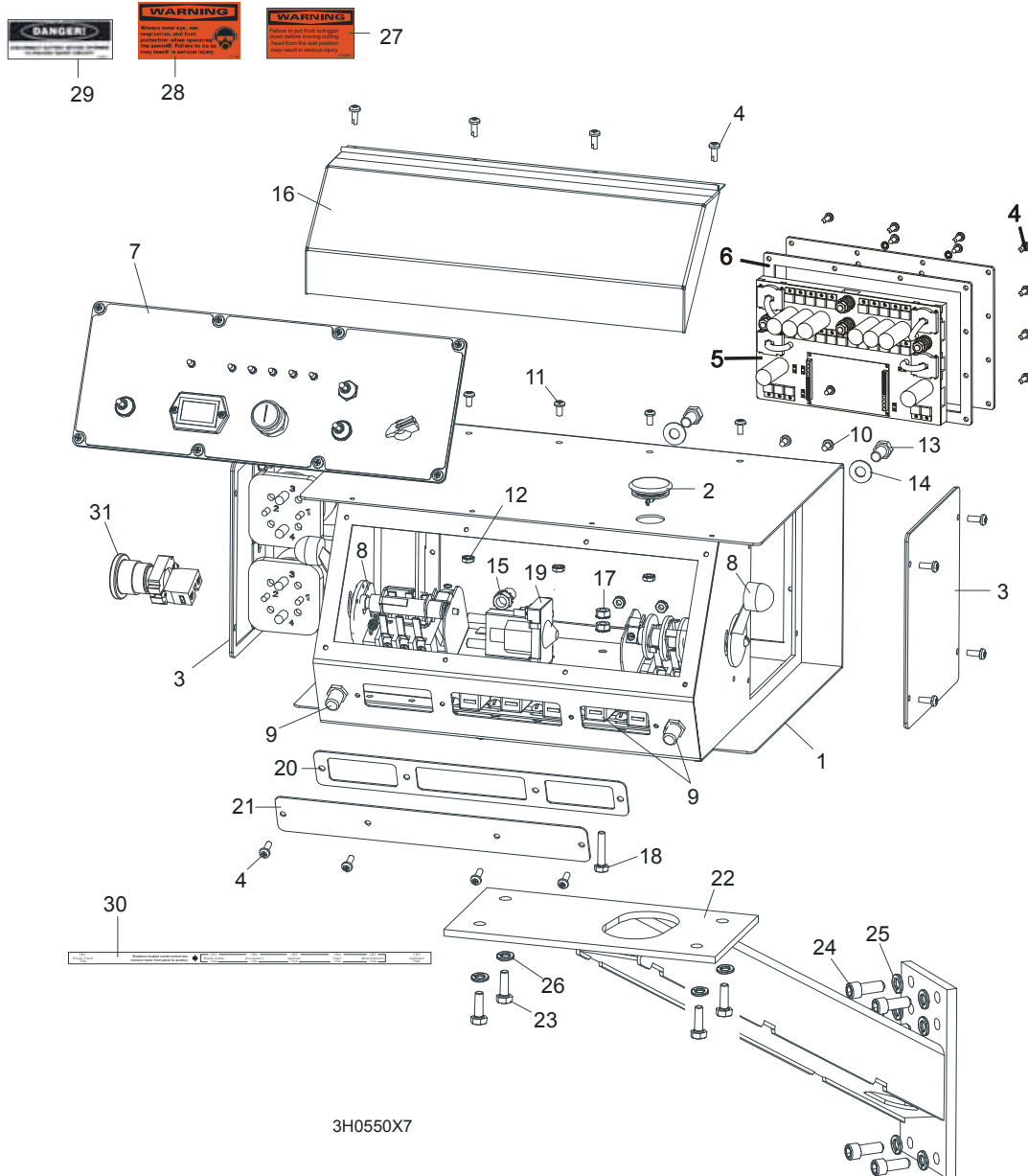
REF	DESCRIPTION (◆ Indicates Parts Available In Assemblies Only)	PART #	QTY.
	CONTROL BOX ASSEMBLY, LT40 DC	098375	1
1	Control Box, LT40	098373-1	1
	Panel, LT40 DC Front Control Complete	098691	1
2	Panel, LT20/40 DC Front Control	100573-1	1
	Panel, LT40 DC Front Control	098376-1 ¹	1

3	Decal, LT40 DC Control Box Left	099595	1	
4	Decal, LT40 DC Control Box Right	099596	1	
5	Gasket, LT20/40 Control Box	097132	1	
6	Switch, Key	P04350	1	
7	Knob, Speed Control	P06257	1	
8	Potentiometer, 1k Feed Rate	E20519	1	
9	Meter, Hour	093166	1	
10	Light, XB6AV4BB Red	091099	2	
11	Light, XB6AV3BB Green	087348	1	
12	Light, XB6AV5BB Yellow	089812	1	
13	Switch, Toggle	024200	4	
14	Switch, SPST On/Off 15A .25 TABS Toggle	P03027	2	
15	Washer, 1/2x3/4x1/16 Nylon	P05251-1	6	
16	Boot, Toggle Switch	P02575	6	
17	Bolt, M3x12-8.8 Zinc	F81000-12	2	
18	Nut, M3-6 Nylon Zinc Lock	F81028-2	2	
19	Gasket, Hour Meter	093346	1	
20	Controller, SW-10 Setworks	500628	1	
21	Spacer, 4.2x6mm Idler	R80671-4	6	
22	Washer, 3.2 Flat Zinc	F81050-2	6	
23	Screw, M3x8-4.8 Zinc	F81000-83	6	
24	Switch, 1992GS Pwr/Feed (Service Package)	E20438	1	
25	Switch, 1992 Up/Down (Service Package)	E20440	1	
26	Cover Weldment, LT20/40 Complete	097135-1	1	
27	Bolt, #10-24x1/2 Ph Pan Hd, Type 23	F05015-17	14	
	Solenoid Assembly, DC Up/Down	086747	1	
	Solenoid Assembly, DC Power Feed	086749	1	
	Cover, Control Box Side Complete	086700	1	
28	Cover, Control Box Side	086699-1	1	
29	Gasket, Control Box Side	015274	1	
30	Solenoid, 200A 12V DPST	015417	2	
31	BOLT, M6x16 8.8 Fe/Zn5 PN-M/82105	F81001-15	3	
32	Washer, M6 Flat Zinc	F81053-1	6	
33	Nut, M6, Hex, Nylon Lock Zinc	F81031-2	3	
34	Bolt, #10-24x1/2 Ph Pan Hd, Type 23	F05015-17	12	
	Panel Assy, Power Feed Control SMT 97+	024412	1	
35	Gasket, Power Feed Control	015278	1	
36	Switch, XB2 BS542 Emergency	086556	1	
	Breaker Assembly, Sawmill Control Circuit	086746	1	
37	Rail, Circuit Breaker	015310	1	◆
38	Breaker, 15A Manual Reset	E20430	5	◆
39	Screw, H M5x10 8.8 Zinc	F81000-13	9	
40	Nut, M5-8 Zinc	F81030-2	9	
41	Bolt, M10x20mm, Hex Head, Gr 5.8 Zinc	F81003-1	2	
42	Washer, M10 Flat Zinc	F81055-1	4	
43	Nut, M10 Nylon Hex Zinc Lock	F81033-1	2	
44	Bolt, M5x16-8.8 Zinc	F81000-20	2	
45	Washer, M5 Flat Zinc	F81052-1	4	
46	Nut, M5-8 Zinc	F81030-2	2	

47	Breaker, 70A Manual Reset Panel Mount	015527	1	
48	Breaker, 50A Manual Reset Panel Mount	021256	1	
49	Boot, Circuit Breaker	021253	2	
50	Grommet, Rubber	087065	1	
51	Cap, SR1086 22.2 Dia. Hole	093544	1	

¹ Use in African version only.

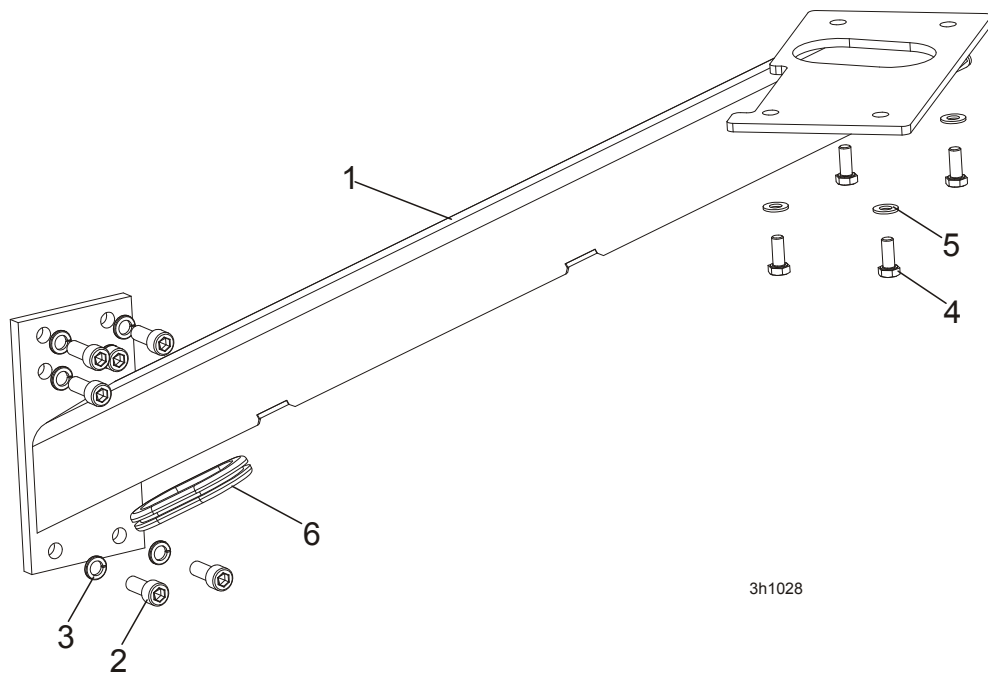
5.2 Control Assembly (Gas/Diesel), Optional Equipment



REF	DESCRIPTION (◆ Indicates Parts Available In Assemblies Only)	PART #	QTY.
	CONTROL BOX ASSEMBLY, D42	095000	1
1	DC Control Box	095012-1	1
2	Plug, AS075 Oiltite	E20570	1
3	Solenoid Parts (See Section)		
4	Screw, #10-24 x 1/2" Pan Head	F05015-17	16
5	Panel Assembly, Power Feed Control	095010-1	1
	Circuit Board, Control Box Power Feed	051667	1

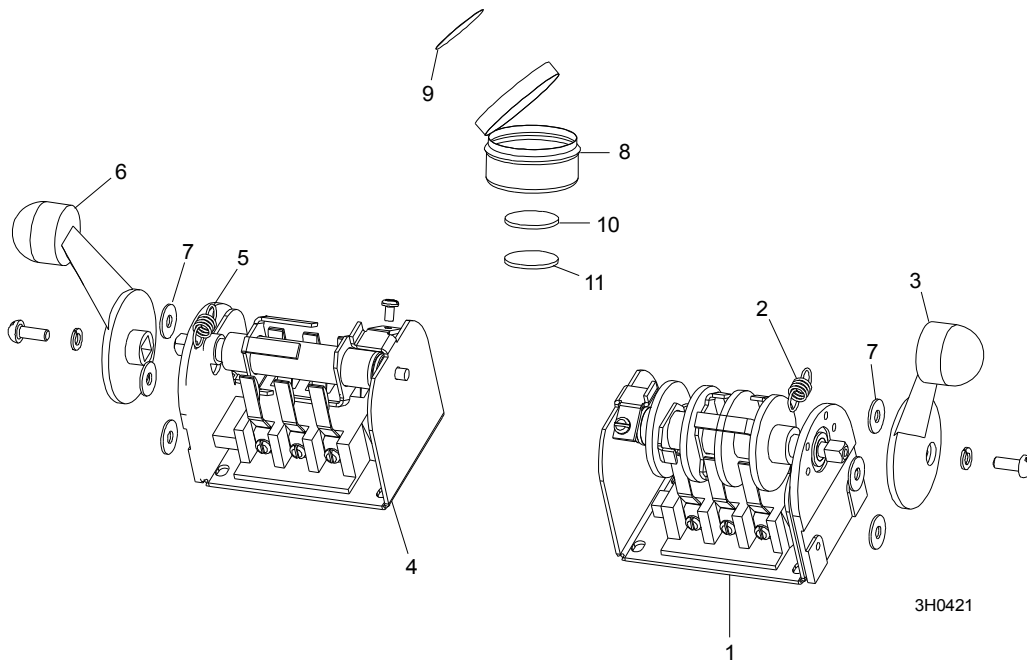
6	Gasket, Rear Access Panel	095011	1	
7	Front Control Panel & Wiring Harnesses (Section 5.4)			
8	Drum Switches (Section 5.3)			
9	Circuit Breakers (Section 5.5)			
10	Screw, #10-24 x 3/8" Phillips Pan Head	F05004-3	2	
11	Screw, #10-24 x 3/8" Phillips Pan Head Machine with Neo Washer	F05004-148	4	
12	Nut, #10-24 Self Locking	F05010-14	6	
13	Bolt, 3/8-16 x 3/4" Hex Head	F05007-27	2	
14	Washer, 10.5 Flat	F81055-1	2	
15	Nut, 3/8" Lock Nut	F05010-19	2	
16	Cover, Control Box Hinged	015304	1	
17	Nut, 1/4-20 Self-locking	F05010-9	2	
18	Bolt, 1/4-20 x 1 1/4" Hex Head Tap	F05005-3	1	
19	Solenoid, 200A 12V SPST	015470	1	
	Diode Assembly, Solenoid Coil Chassis GND	087496	1	
20	Gasket, Front Access Panel	015266	1	
21	Panel, Control Box Front Access	086704-1	1	
22	MOUNT WELDMENT, STANDARD CONTROL BOX	086732-1	1	
23	NUT, 5/16-18 SELF-LOCKING HEX	F05010-20	4	
24	BOLT, M10 X 25-8.8 SOCKET HEAD	F81003-32	4	
25	WASHER, 10.2 SPLIT LOCK	F81055-2	4	
26	WASHER, 3/8" EXTERIOR STAR LOCK	F05011-36	4	
27	DECAL, FRONT OUTRIGGER WARNING	015400	1	
28	DECAL, EAR/EYE PROTECTION WARNING	S11753	1	
29	DECAL, DISCONNECT BATTERY DANGER	S12002	1	
30	DECAL, CIRCUIT BREAKER ID ('98 SUPER)	024362	1	
31	SWITCH, RED EMERGENCY STOP XALJ174F	E22703-2	1	

5.3 Control Box Bracket



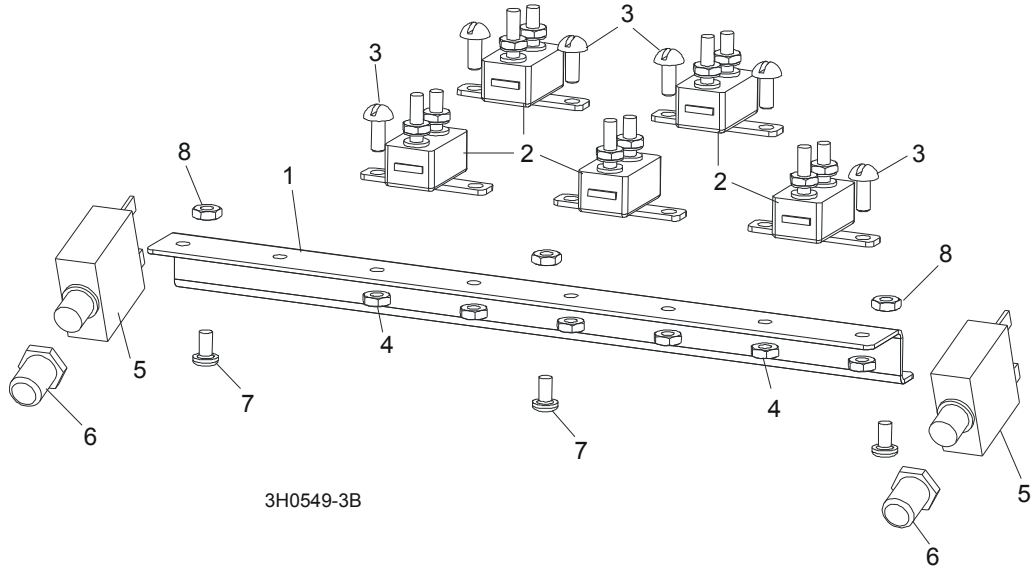
REF.	DESCRIPTION (◆ Indicates Parts Available In Assemblies Only)	PART #	QTY.
1	MOUNT WELDMENT, STANDARD CONTROL BOX	086732-1	1
2	BOLT, M10x25 8.8 HEX SOCKET HEAD CAP ZINC	F81003-32	6
3	WASHER, 10.2 SPLIT LOCK ZINC	F81055-2	6
4	BOLT, M8X20-8.8-B HEX HEAD FULL THREAD ZINC	F81002-4	4
5	WASHER, 8.4 FLAT ZINC	F81054-1	4
6	GROMMET, RUBBER	087065	1

5.4 Drum Switches



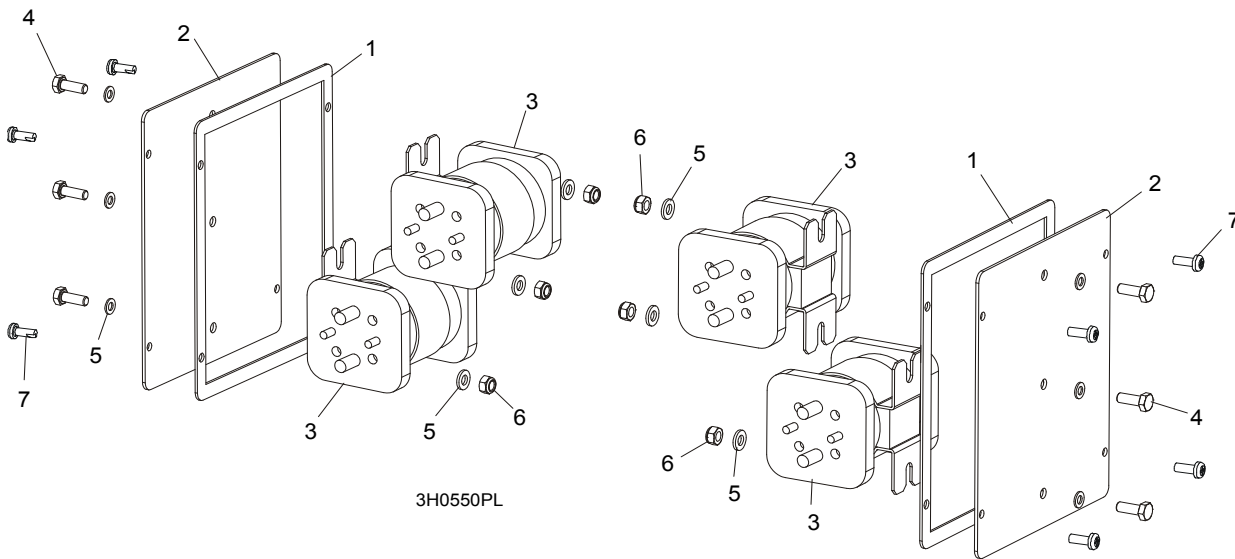
REF.	DESCRIPTION (◆ Indicates Parts Available In Assemblies Only)	PART #	QTY.	
	SWITCH ASSEMBLY, UP/DOWN DRUM	E20440	1	
1	Switch, S12 Bulk Drum	E20440-B	1	◆
2	Spring, Drum Switch	P12570	1	
3	Handle, Drum Switch Replacement	P12500	1	
	SWITCH ASSEMBLY, POWER FEED DRUM	E20438	1	
4	Switch, S10 Bulk Drum	E20438-B	1	◆
5	Spring, Drum Switch	P12570	1	
6	Handle, Drum Switch Replacement	P12500	1	
7	WASHER, #8 SAE FLAT	F05011-41	6	
	CUP ASSEMBLY, DRUM SWITCH GREASE	A20463	1	
8	Cup, Plastic Container	P20464	1	◆
9	Decal, Grease Cup Label	P20467	1	
10	Pad, Velcro Loop	P20466	1	◆
11	Pad, Velcro Hook	P20465	1	◆
	Grease, High Temp Drum Switch	P20468	.011m	◆

5.5 Circuit Breakers



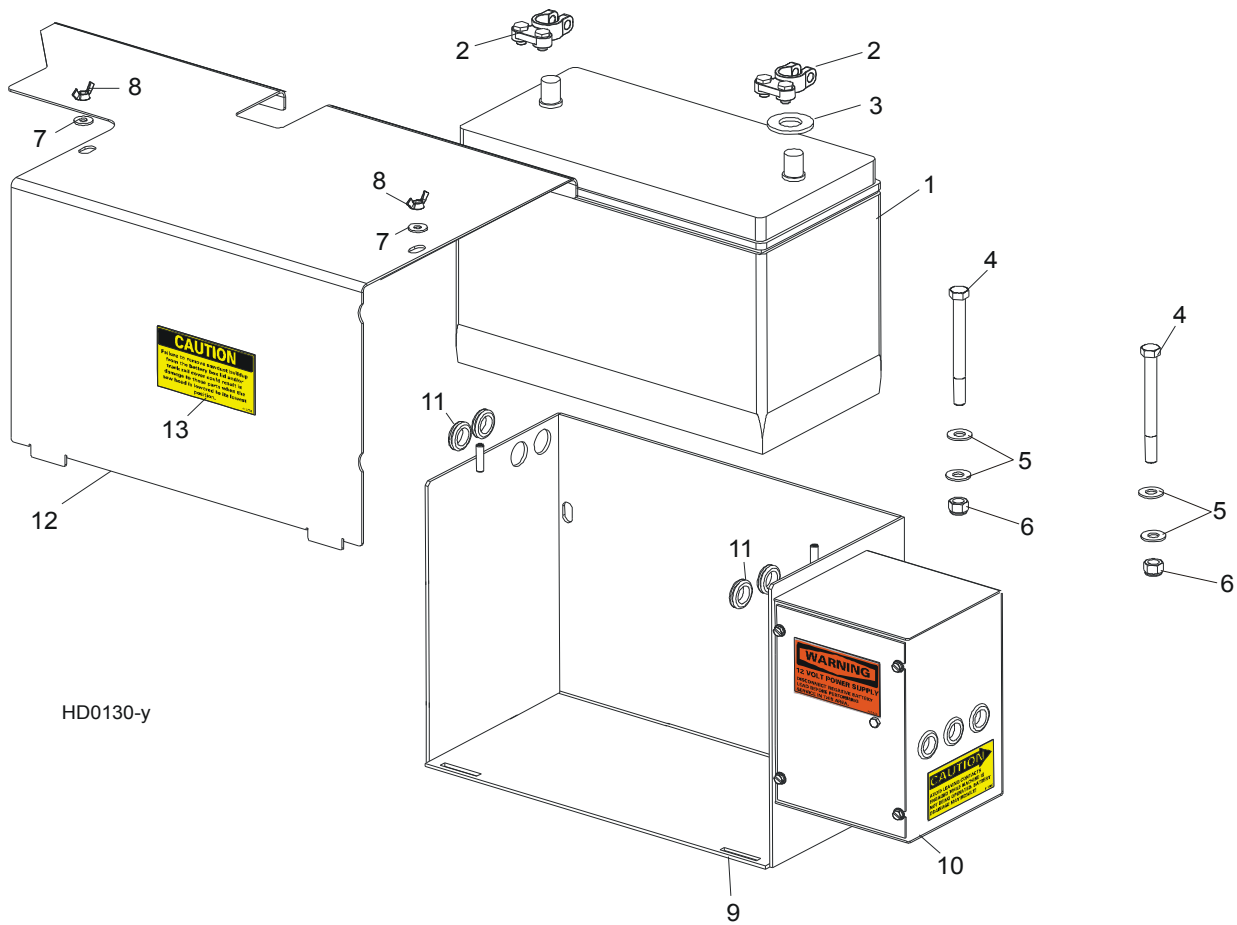
REF	DESCRIPTION (◆ Indicates Parts Available In Assemblies Only)	PART #	QTY.
	BREAKER ASSEMBLY, SAWMILL CONTROL CIRCUIT	015621	1
1	Rail, Circuit Breaker	015310	1
2	Breaker, 15 Amp Manual Reset	E20430	5
3	Screw, H M5x10 8.8 Slotted Head Zinc	F81000-13	6
4	Nut, M5-8 Hex Self-Locking Zinc	F81030-2	6
5	BREAKER, 70 AMP MANUAL RESET PANEL MOUNT	015527	2
6	BOOT, CIRCUIT BREAKER	021253	2
7	BOLT, M5X12-5.8 ZINC	F81000-5	3
8	NUT, M5-8 SELF LOCKING ZINC	F81030-2	3

5.6 Solenoid Assemblies



REF	DESCRIPTION (◆ Indicates Parts Available In Assemblies Only)	PART #	QTY.
1	GASKET, SIDE PANEL CONTROL	015274	2
2	PANEL WELDMENT, SIDE	086699-1	2
3	SOLENOID, 200A 12V DPST	015417	4
4	BOLT, M6X16 8.8 FE/ZN5 PN-M/82105	F81001-15	6
5	WASHER, 6.4 FLAT	F81053-1	12
6	NUT, M6-8 HEX	F81031-2	6
	DIODE ASSEMBLY, SOLENOID COIL CHASSIS GND	087496	4
7	SCREW, #10-24 X 1/2" PAN HEAD	F05015-17	8

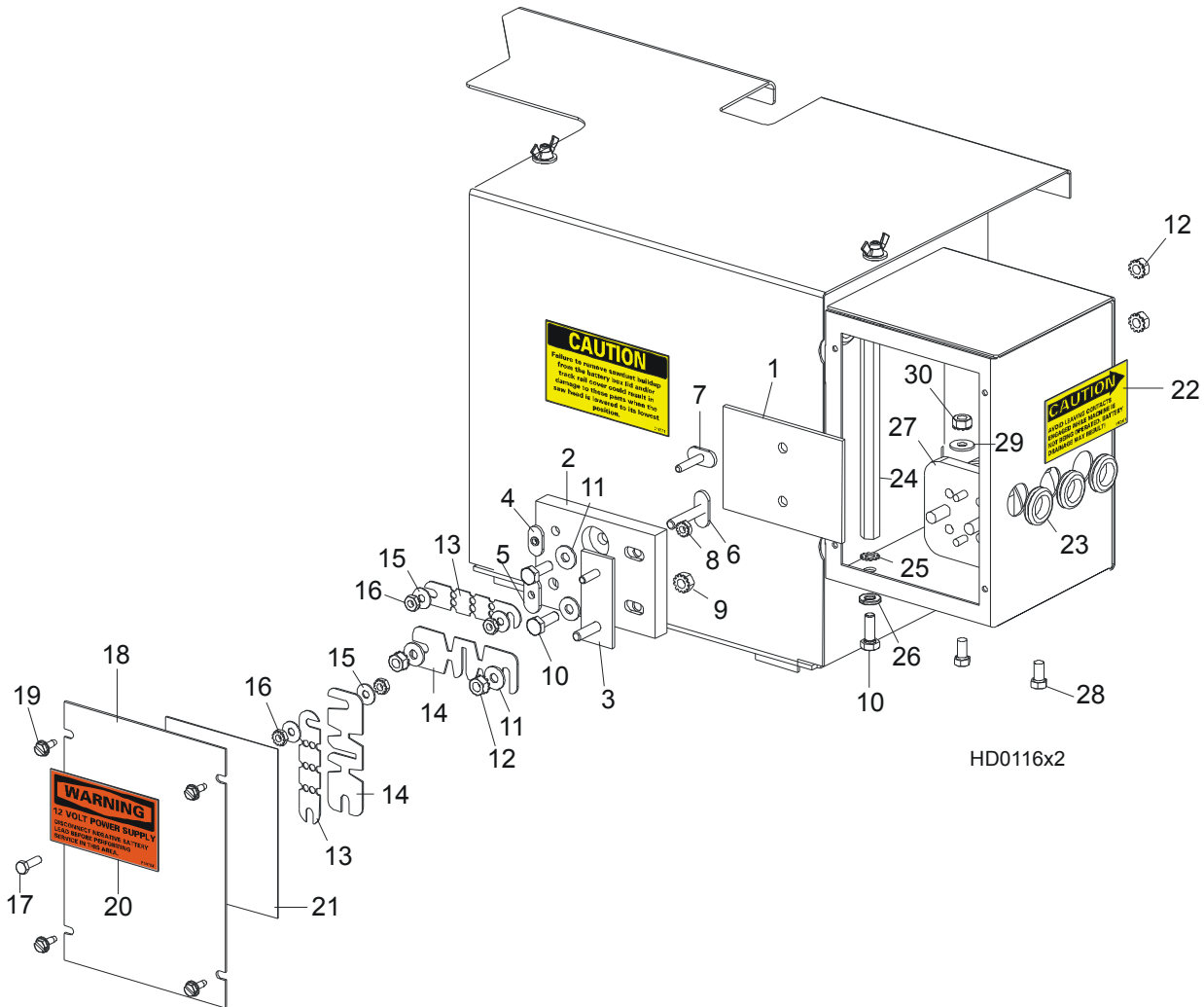
5.7 Battery Box Assembly, LT40 Series



HD0130-y

REF	DESCRIPTION (◆ Indicates Parts Available In Assemblies Only)	PART NUMBER	QTY.
1	BATTERY, "BANNER" 12V100AH #95751	088323	1
	BOX ASSEMBLY, LT40SHD/LT40MHD BATTERY	086509	1
2	Terminal, Battery	P05085	2
3	Washer, Battery Terminal	P12161	1
4	Bolt, 3/8-16 X 4" Hex Head Grade 2	F05007-4	2
5	Washer, 10.5 Flat	F81055-1	4
6	Nut, 3/8" Hex Nylon Lock	F05010-10	2
7	Washer, 7.4 Flat	F81056-11	2
8	Nut, 1/4-20 Wing	F05010-13	2
9	Box Weldment, Battery	086265-1	1
10	Fuse Box Parts (See Section 5.8)		
11	Grommet, 5/8" Rubber Wire	P11764	5
	Contact Assembly, Hydraulic Positive (See Section 9.4)	085968	1
12	LID WELDMENT, BATTERY BOX SUPER	086277-1	1
13	DECAL, BATTERY BOX LID CAUTION	014774	1

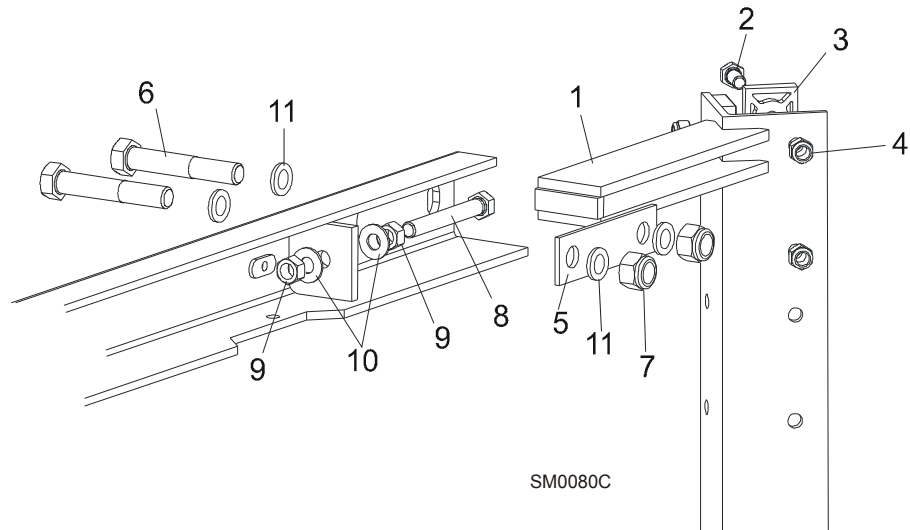
5.8 Fuse Box Assembly, LT40 Series



REF	DESCRIPTION (◆ Indicates Parts Available In Assemblies Only)	PART NUMBER	QTY.	
1	PAD, FUSE BOX INSULATOR	015287	1	
	FUSE BLOCK ASSEMBLY	017665	1	
2	Block, Fuse Mount	015286	1	◆
3	Buss Weldment, Fuse Mount	015289	1	◆
4	Nut, #10-24 Cadmium Plated Weld	S12391	1	◆
5	Nut, 1/4-20 Cadmium Plated Weld	S12392	1	◆
6	Stud Weldment, 1/4-20 Fuse	W12389	1	◆
7	Stud Weldment, #10-24 Fuse	W12390	1	◆
8	Nut, #10-24 Self-Locking Hex	F05010-14	1	◆
9	Nut, 1/4-20 Self-Locking Hex	F05010-9	1	◆
10	BOLT, 1/4-20 X 3/4" HEX HEAD FULL THREAD	F05005-1	3	
11	WASHER, 7.4 FLAT	F81056-11	4	
12	NUT, 1/4-20 HEX SELF-LOCKING	F05010-9	4	
13	FUSE LINK, 12 VOLT 150 AMP	023361	2	
14	FUSE LINK, 12 VOLT 225 AMP	P11550	2	
15	WASHER, 5.3 FLAT	F81052-1	4	

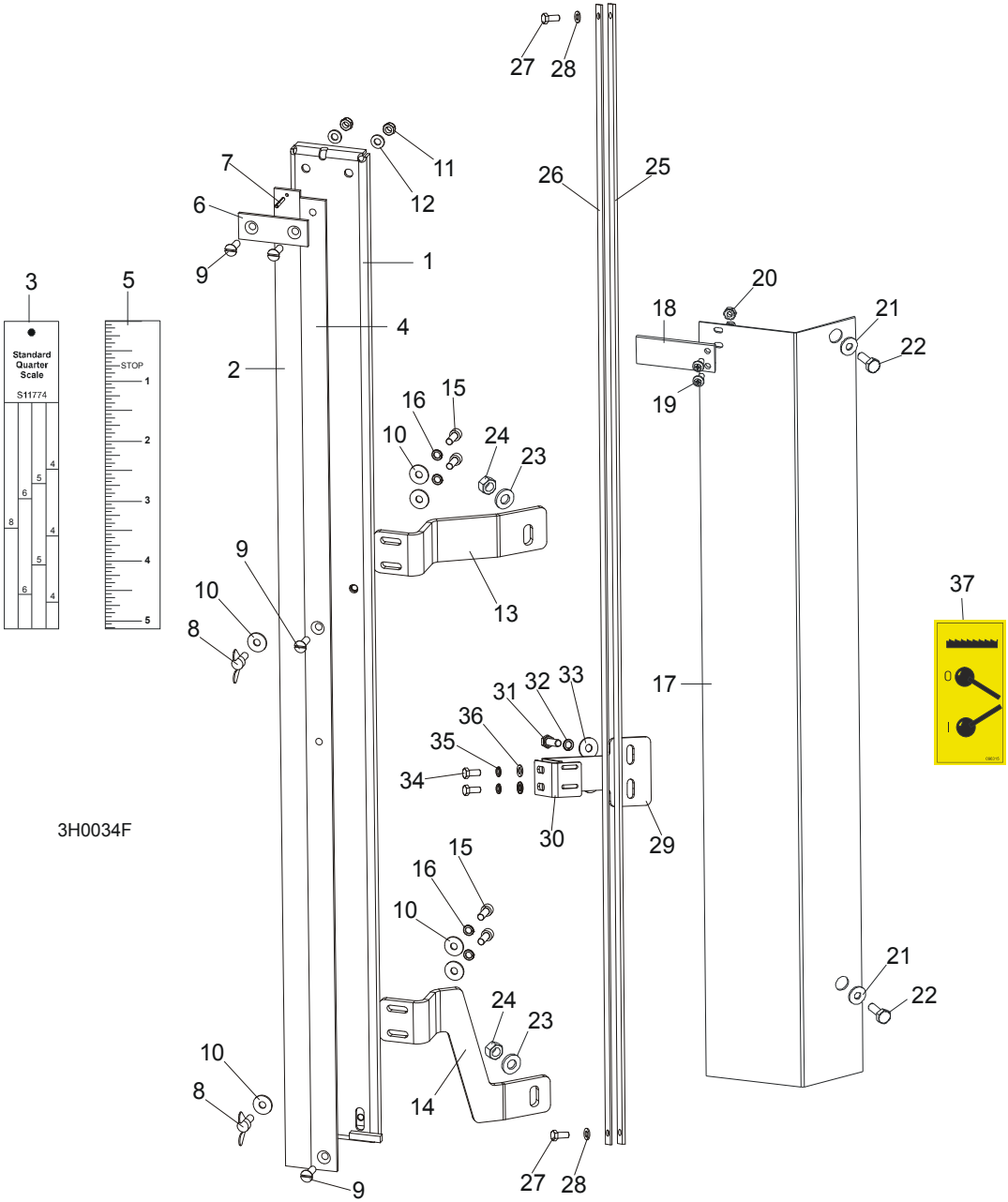
SECTION 6 UP/DOWN SYSTEM

6.1 Saw Head V-Brace Mount



REF.	DESCRIPTION (◆ Indicates Parts Available In Assemblies Only)	PART #	QTY.
1	V-BRACE, SAW HEAD MOUNT	087125	1
2	BOLT, M8X20-5.8-ZINC HEX HEAD	F81002-4	10
	BOLT, M8X25-8.8-B-ZINC HEX HEAD	F81002-5	2
3	PAD, PLASTIC SLIDE	M04096	6
4	NUT, M8-8-B-ZINC HEX NYLON LOCK	F81032-2	12
5	PLATE, V-BRACE WASHER	091247	2
6	BOLT, M12X75-8.8-ZINC	F81004-21	4
7	NUT, M12 - 8 NYLON LOCK	F81034-2	4
8	BOLT, M10X70-8.8-ZINC HEX HEAD	F81003-20	2
9	NUT, M10-8-B-ZINC HEX	F81033-3	4
10	WASHER, 10.5 FLAT	F81055-1	4
11	WASHER, 13 SPLIT LOCK ZINC	F81056-1	8

6.2 Blade Height Scale

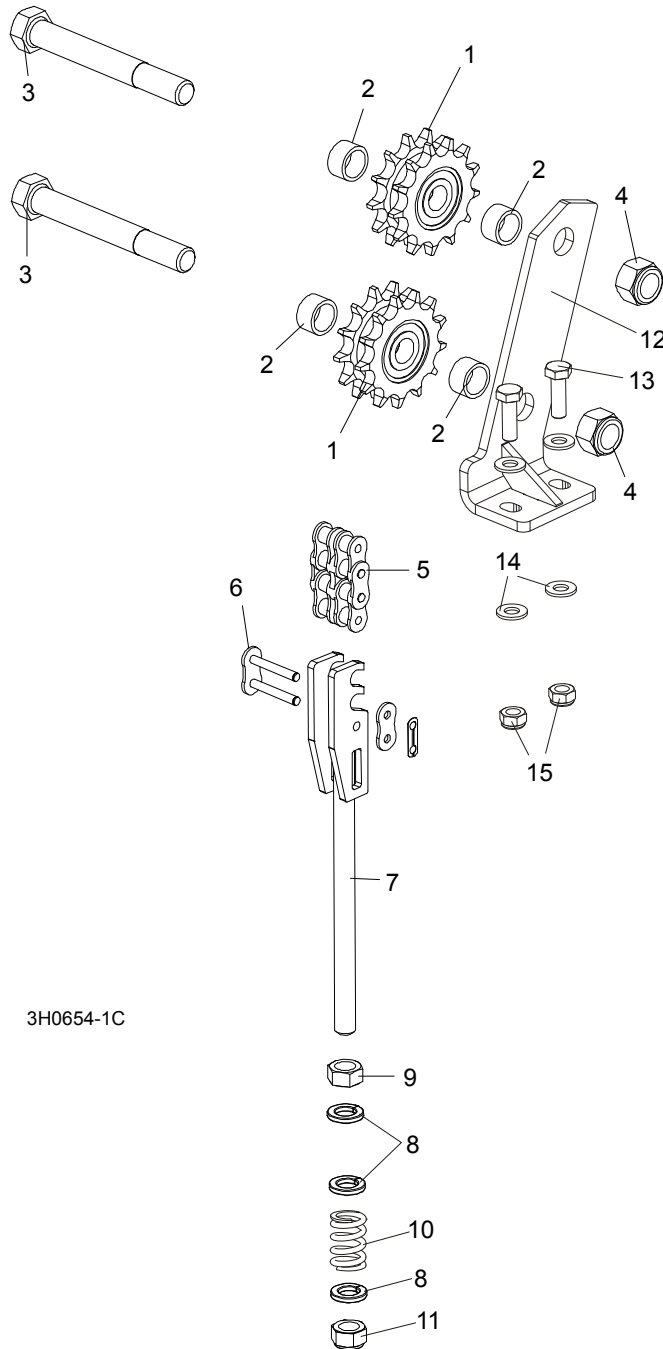


3H0034F

REF.	DESCRIPTION (◆ Indicates Parts Available In Assemblies Only)	PART #	QTY.
	SCALE, BLADE HEIGHT W/SCANNER	098882	1
1	Bracket, Scale Mounting	098890-1	1
2	Scale, 35" Quarter	093342	1
3	Decal, 35" Standard Quarter Scale	090716	1
	Decal, 35" Grade Hardwood Quarter Scale	090717	1
4	Scale, 35" Inch	093341	1
5	Decal, 35" Inch	090709	1
6	Strap, Scale Hold-Down	093134	1
7	Pin, 3x20 Roll	F81044-5	1
8	Screw, M6x16 Wing	F81001-16	2

9	Screw, M6x20- 4.8-B	F81001-31	4	
10	Washer, 6.5 Flat	F81053-11	7	
11	Nut, M6, Hex, Nylon Lock Zinc	F81031-2	2	
12	Washer, M6, Flat, Zinc	F81053-1	2	
13	Bracket, Scale Upper	098880-1	1	
14	Bracket, Scale Lower	505618-1	1	
15	Bolt, M6x16-8.8 Socket Head	F81001-21	4	
16	Washer, M6 Split Lock Zinc	F81053-3	4	
	Pointer Assembly, Fixed Scale	A12023	1	
17	Bracket, Fixed Scale Pointer Mount	087044-1	1	◆
18	Indicator, Blade Height Scale	094821	1	
19	Screw, M4x12 -5,8-B- Fe/Zn5	F81011-43	2	
20	Nut, M4-B Fe/Zn5	F81029-1	2	
21	Washer, 6.5 Flat	F81053-11	2	
22	Bolt, M6x12-8.8-Zinc	F81001-7	2	
23	Washer, 8.4 Flat	F81054-1	2	
24	Nut, M8-8-B Hex Lock	F81032-2	2	
	MAGNETIC STRIP ASSY	097774	1	
	Bar with Magnetic Strip	098173-1	1	
25	Magnetic Strip MB320 (1m)	096014-1	1	
26	Bar, Magnetic Strip	098173	1	
27	Bolt, M5 X 12-5.8-Fe/Zn5	F81000-5	2	
28	Washer, M5 Flat Zinc	F81052-1	2	
	BRACKET, SENSOR COMPLETE	100620	1	
29	Bracket, Sensor	100599-1	1	
30	Bracket, Sensor	100619-1	1	
31	Bolt, M6x20-8.8 Hex Head Full Thread Zinc	F81001-2	2	
32	Washer, Z6.1 Split Lock Zinc	F81053-3	2	
33	Washer, 6.5 Flat Zinc	F81053-11	2	
34	Bolt, M5 X 12-5.8 Hex Head Full Thread Zinc	F81000-5	2	
35	Washer, 5.1 Split Lock Zinc	F81052-2	2	
36	Washer, 5.3 Flat Zinc	F81052-1	2	
	DECAL KIT, METRIC SCALE	K12064	1	
	Decal, Metric	S11711	1	
	Decal, Metric 16-40mm	P12040-1	1	
	Decal, Metric 45-63mm	P12040-2	1	
37	DECAL, CLUTCH HANDLE OPERATION, PICTOGRAM	096315	1	

6.3 Up/Down Chain & Sprockets

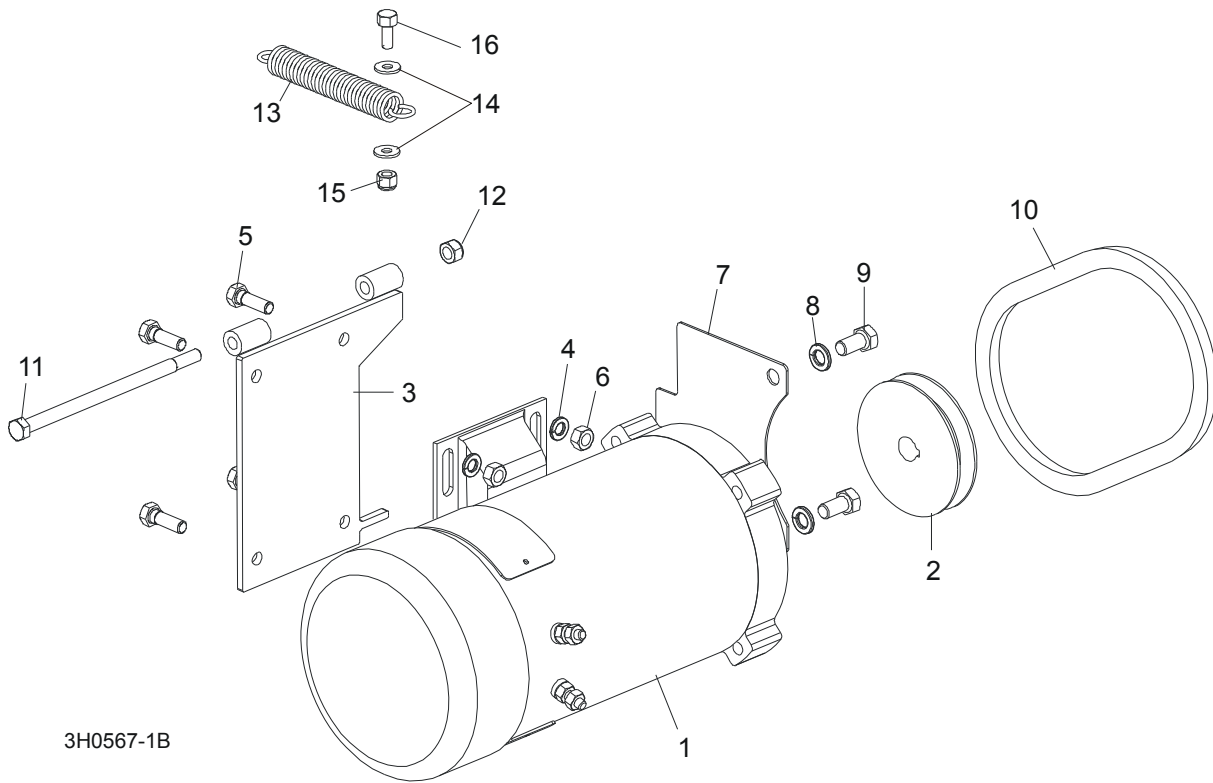


3H0654-1C

REF.	DESCRIPTION (◆ Indicates Parts Available In Assemblies Only)	PART #	QTY.
	SPROCKET KIT, UP/DOWN IDLER #50-2	016020	1
1	Sprocket, Up/Down Idler '98	016019	2
2	Washer, Sprocket Spacer	095927-1	4
	Instruction Sheet, Up/Down Idler Retrofit	016020-541	1
3	BOLT, 5/8-11 X 5" HEX HEAD GRADE 2	F05009-6	2
4	NUT, 5/8-11 HEX NYLON LOCK	F05010-34	2
5	CHAIN, #50-2 X 75.625" UP/DOWN	015259	1
6	LINK, #50-2 MASTER	015258	2

	TENSIONER ASSEMBLY, UP/DOWN CHAIN	094283	1	
7	Bracket, Up/Down Chain Tensioner	094281-1	1	◆
8	Washer, M12 Flat Zinc	F81056-1	3	
9	Nut, M12-8-B Hex	F81034-1	1	
10	Spring, 14x30x3.2	090797	1	
11	Nut, M12 Hex Nylon Zinc Lock	F81034-2	1	
12	PLATE SPROCKET U/D	507026-1	1	
13	BOLT, M8X25-8.8-B HEX HEAD FULL THREAD	F81002-5	2	
14	WASHER, 8.4 FLAT ZINC	F81054-1	4	
15	NUT, M8-8-B HEX NYLON LOCK ZINC	F81032-2	2	

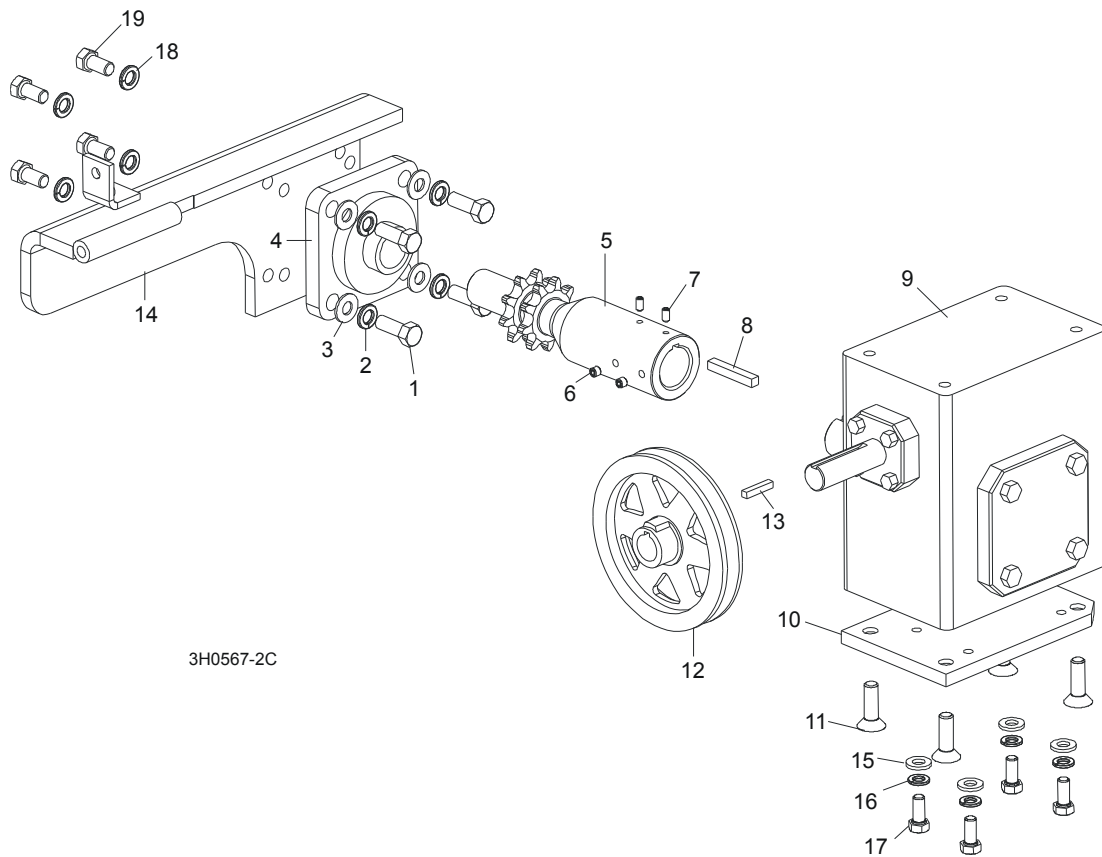
6.4 Up/Down Motor Assembly, LT40 Series



3H0567-1B

REF.	DESCRIPTION (◆ Indicates Parts Available In Assemblies Only)	PART #	QTY.
	UP/DOWN MOTOR ASSEMBLY	092818	1
1	Motor, 3/4 HP Electric	015174	1
	Brush Kit, Power Feed Motor (Includes 2 Brushes and 2 Springs)	024167	1
	Fan, 3/4 HP Leeson Motor Replacement	016087	1
	BRAKE, HPS 10.84 230VAC LT40	083607	1
2	Pulley, AK28 x 5/8"	033852	1
3	Bracket Wldmt, Up/Down Motor	095738-1	1
4	Washer, M8, Flat, Zinc	F81054-1	4
5	Bolt, M8x20mm, Hex Head, Gr 5.8 Zinc	F81002-4	4
6	Nut, M8, Hexagon, Nylon Lock Zinc	F81032-2	4
7	Guard, Up/Down Sprocket	095739-1	1
8	Washer, 10.2 Split Lock	F81055-2	2
9	Bolt, 3/8-16 x 3/4" Hex Head	F05007-27	2
10	BELT, 4L245	038459	1
11	BOLT, M8X160-8.8-B ZINC	F81002-22	1
12	NUT, M8-8-B NYLON LOCK HEX ZINC	F81032-2	1
13	SPRING, .75" X 5" X .095" EXTENSION	015569	1
14	WASHER, 6.5 FLAT ZINC	F81053-11	2
15	NUT, M6-8-B NYLON LOCK HEX ZINC	F81031-2	2
16	BOLT, M6x25-8.8 ZINC	F81001-20	1

6.5 Up/Down Drive Assembly, LT40 Series

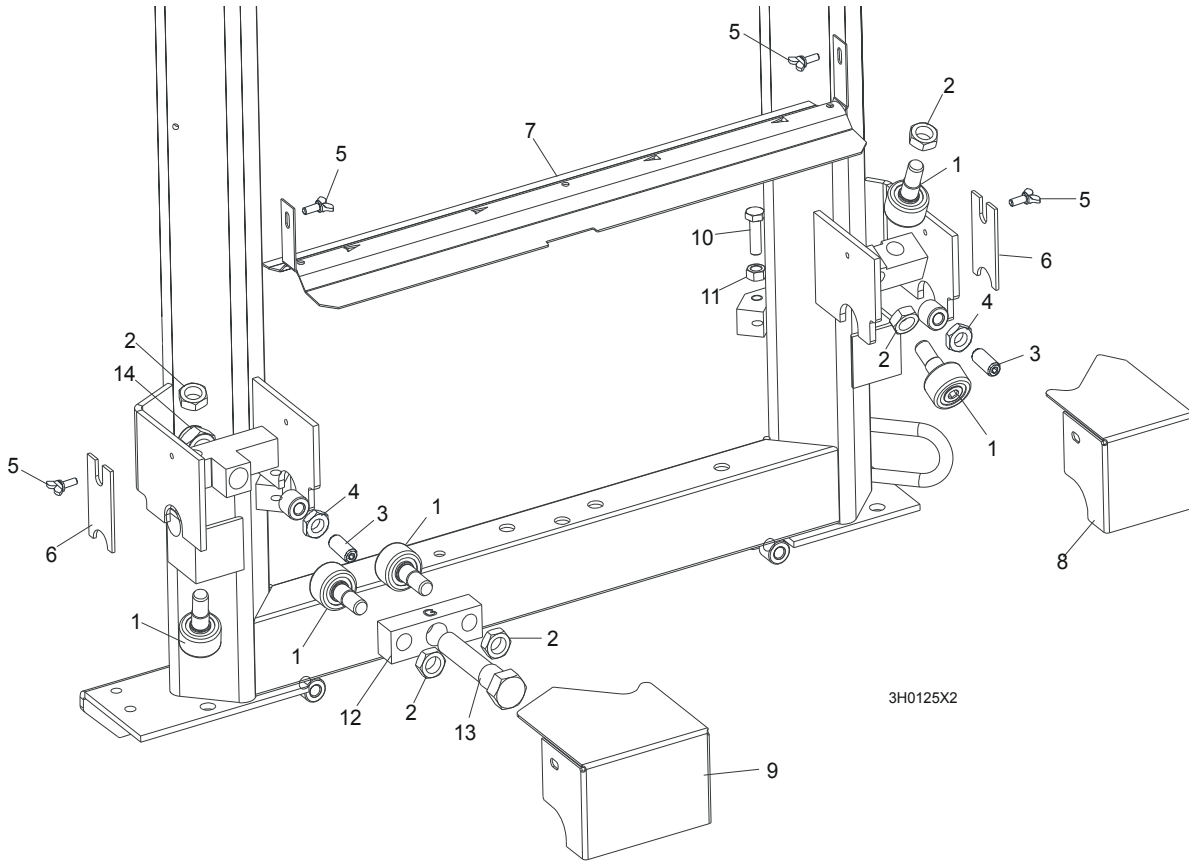


3H0567-2C

REF.	DESCRIPTION (◆ Indicates Parts Available In Assemblies Only)	PART #	QTY.
	UP/DOWN DRIVE ASSEMBLY	092817	1
1	Bolt, 3/8-16 x 1" Hex Head	F05007-7	4
2	Washer, 10.2 Split Lock	F81055-2	4
3	Washer, 10.5 Flat	F81055-1	4
4	Bearing, Flanged Up/Down	014090	1
5	Shaft, Up/Down Sprocket	092816-1	1
6	Screw, M8 x 8-33H	F81014-1	2
7	Screw, M8 x 8-33H	F81014-1	2
8	Key, 1/4" Square x 1 11/16" Long	S04124	1
9	Reducer, Gear Box	014074	1
10	Plate, Gear Box Spacer	095894-1	1
11	Bolt, 3/8-16 x 1" Flat Socket Head	F05007-110	4
12	Pulley, Up/Down	015256	1
13	Key, 3/16" Square x 1" Long	S31027	1
14	Bracket Wldmt, Up/Down Bearing	095893-1	1
15	WASHER, 8.4 FLAT	F81054-1	8
16	WASHER, 8.2 SPLIT LOCK	F81054-4	4
17	BOLT, 5/16-18 X 1" HEX HEAD	F05006-5	4
18	WASHER, 10.5 SPLIT LOCK	F81055-1	4
19	BOLT, 3/8-16 X 3/4" HEX HEAD	F05007-27	4
	OIL, 8 OZ. MOBIL SHC634 BOTTLED SYNTHETIC GEAR	L04869-4	1

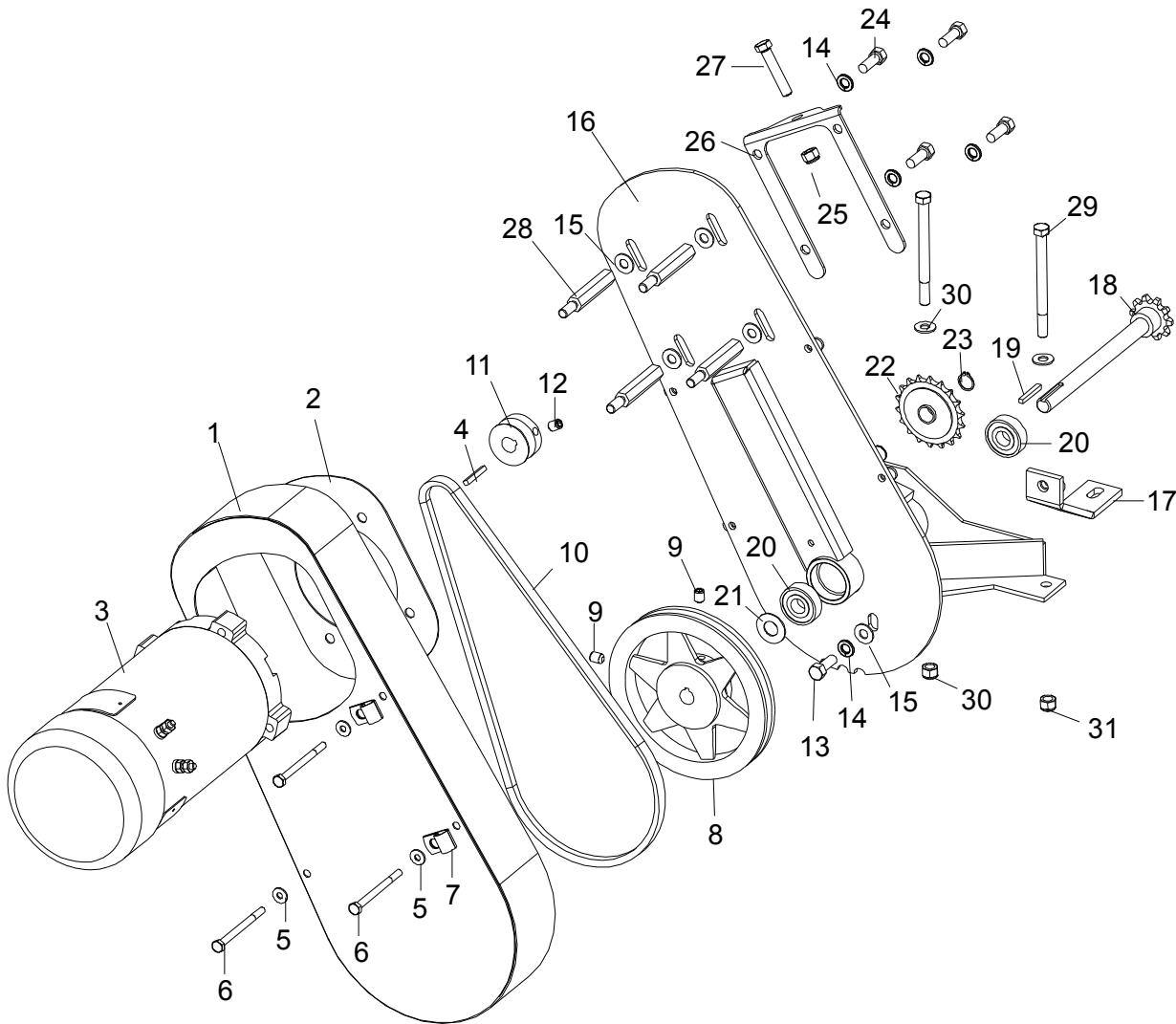
SECTION 7 POWER FEED & TRACK ROLLERS

7.1 Upper Track Rollers And Wipers



REF	DESCRIPTION (◆ Indicates Parts Available In Assemblies Only)	PART #	QTY.
1	ROLLER, TRACK CAM BEARING (MCGILL)	012797	5
2	NUT, 5/8-18 HEX JAM	F05010-11	5
3	SCREW, M12 X 30 OVAL POINT SET	F81004-14	2
4	NUT, M12-8-B HEX JAM	F81034-1	2
5	SCREW, M6 X 16 THUMB	F81001-16	4
6	WIPER, PLASTIC TRACK	M04113	2
7	COVER, LT40/70 MIDDLE TRACK - SERVICE	092868-S	1
	Cover, LT40/70 Middle Track Ptd	092868-1	1
	Strip, 3/16 X 2 X 23 Felt	S09915	1
8	HOUSING, UPPER TRACK ROLLER REAR	086913-1	1
9	HOUSING, UPPER TRACK ROLLER FRONT	086914-1	1
10	BOLT, M10 X 35-8.8 HEX HEAD	F81003-17	2
11	NUT, M10-8 HEX JAM	F81033-3	2
12	BRACKET, UPPER TRACK ROLLER	086859-1	1
13	BOLT, HEX HEAD	086911	1
14	NUT, M20-8 HEX	F81037-2	1

7.2 Power Feed Assembly LT40 Series

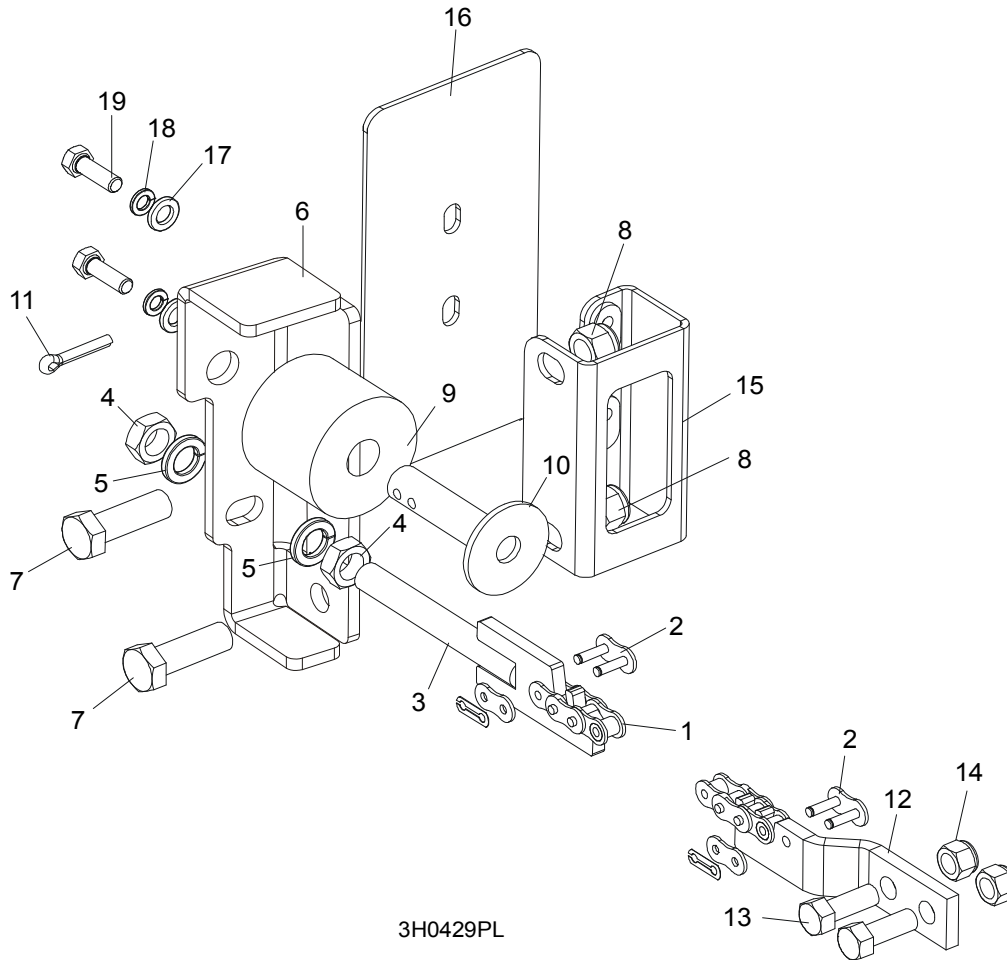


3H0619-2

REF	DESCRIPTION (◆ Indicates Parts Available In Assemblies Only)	PART #	QTY.
	POWER FEED ASSEMBLY	015125	1
1	Cover Weldment, Top Power Feed	015126	1
2	Plate, Power Feed Motor	015133	1
3	Motor, 3/4HP Power Feed Painted	024169	1
	Brush Kit, Leeson 3/4HP Motor (Includes 2 Brushes and 2 Springs)	024167	1
	Fan, 3/4 HP Leeson Motor Replacement	016087	1
4	Key, 3/16" Square x 1 3/8" Long	016109	1
5	Washer, 6.5 Flat	F81053-11	4
6	Bolt, M6x80 Hex Head Zinc	F81001-61	4
7	Clamp, 1/2" EMT Coated	P07584	2
8	Sheave, AK71 x 5/8" Power Feed (200ft./min.)	016088	1
9	Screw, 5/16-18 x 3/4" Cup Point Set	F05006-32	2

10	Belt, AX36 (200ft./min.)	016083	1	
11	Sheave, 1 3/4" Feed Motor	015135	1	
12	Screw, 3/8"-16 x 1/2" Cup Point Set	F05007-12	1	
13	Bolt, M10x25-8.8 Hex Head Zinc	F81003-11	1	
14	Washer, 10.2 Split Lock	F81055-2	5	
15	Washer, 10.5 Flat	F81055-1	5	
16	Bracket, Power Feed Mount	015162-1	1	
17	Brace Weldment, Power Feed Mounting	086554-1	1	
	Shaft Assembly, Power Feed with Key	016066	1	
18	Shaft Weldment, Power Feed	015129	1	◆
19	Key, 3/16" Square x 1 3/8" Long	016108	1	
20	Bearing, 6203 2RSP6-5/8 CX	095087	2	
21	Washer, 5/8" x 15/16" x .094" Nylon	F05011-19	1	
22	Sprocket, 40 Idler 18T 5/8" ID	P04333	1	
23	Ring, Z15 Outer Retaining	F81090-2	1	
24	Bolt, 3/8-16 x 3/4" Hex Head	F05007-27	4	
25	Nut, 3/8-16 Hex Nylon Lock	F05010-10	1	
26	Plate, Belt Tensioner	015134	1	
27	Bolt, 3/8-16 x 2" Full Thread Hex Head	F05007-16	1	
28	Spacer, Power Feed Motor	015136	4	
29	BOLT, 3/8-16 X 4 1/2" HEX HEAD	F05007-35	2	
30	WASHER, 10.5 FLAT	F81055-1	4	
31	NUT, 3/8-16 HEX NYLON LOCK	F05010-10	2	

7.3 Feed Chain/Stop, LT40 Series

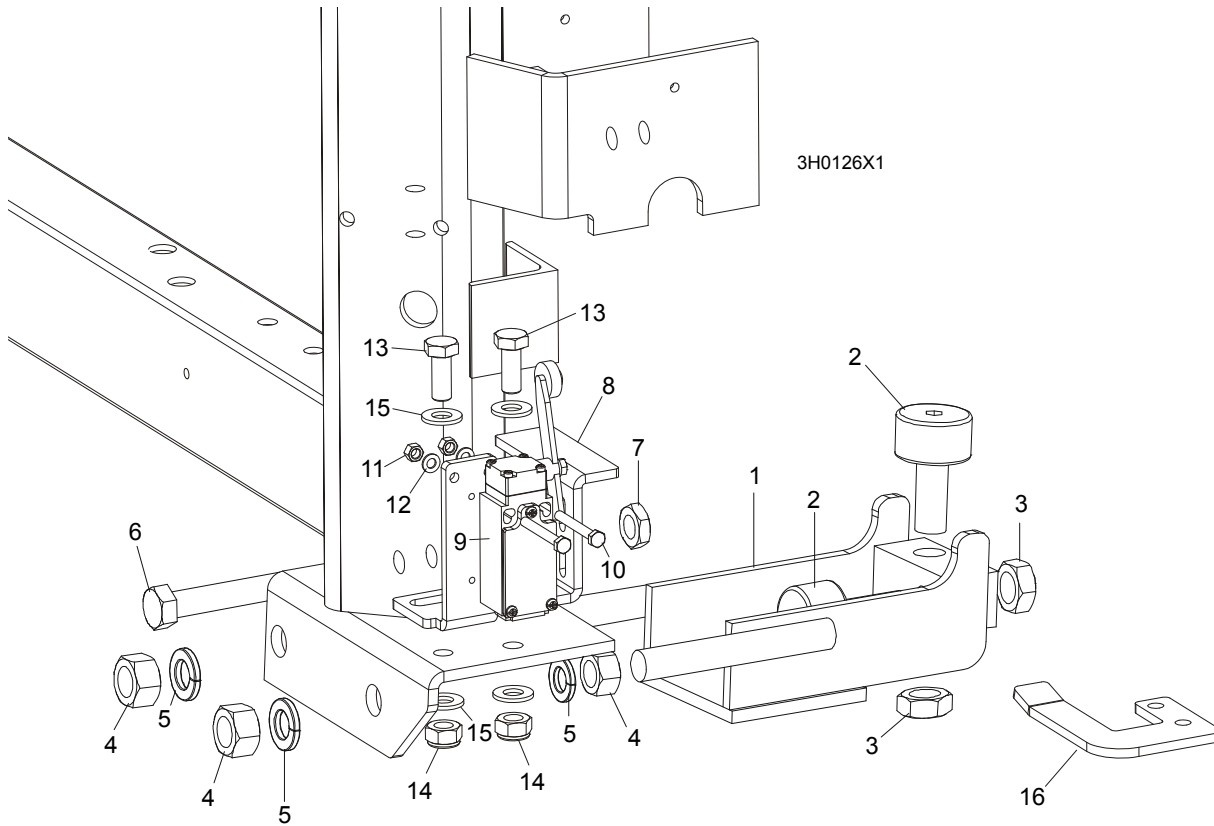


3H0429PL

REF	DESCRIPTION (◆ Indicates Parts Available In Assemblies Only)	PART #	QTY.
	CHAIN KIT, LT40S FEED	K10408	1
	CHAIN KIT, LT40M FEED	K10410	1
1	Chain, #40 X 215" LT40S Feed	014744	1
	Chain, #40 X 267.5" LT40M Feed	014745	1
2	Link, #40 Master	P04200	2
3	Tensioner Weldment, Power Feed Chain	086818-1	1
4	Nut, M12-5 Hex Jam	F81034-4	2
5	Washer, 12.2 Split Lock	F81056-2	2
6	BRACKET, FEED CHAIN REAR MOUNT	087628-1	1
7	BOLT, M12 X 40 8.8 HEX HEAD GRADE 5	F81004-4	2
8	NUT, M12-8 HEX NYLON LOCK	F81034-2	2
	STOP KIT, RUBBER CARRIAGE	K09630	2
9	Stop, Rubber Carriage	P12165	1
10	Pin, Rubber Carriage Stop	W09293	1
11	Pin, 3/16" X 1" Cotter	F05012-21	1
12	BRACKET, FRONT FEED CHAIN MOUNT	095733-1	1
13	BOLT, M10x25 8.8 HEX HEAD	F81003-31	2
14	NUT, M10-8-B HEX NYLON LOCK	F81033-1	2
15	BRACKET WELDMENT, REAR MAIN TUBE COVER MOUNT	087105-1	1

16	COVER, REAR MAIN TUBE	015023	1	
17	WASHER, 8.4 FLAT	F81054-1	2	
18	WASHER, 8.2 SPLIT LOCK	F81054-4	2	
19	BOLT, M8x25-8.8 HEX HEAD	F81002-5	2	

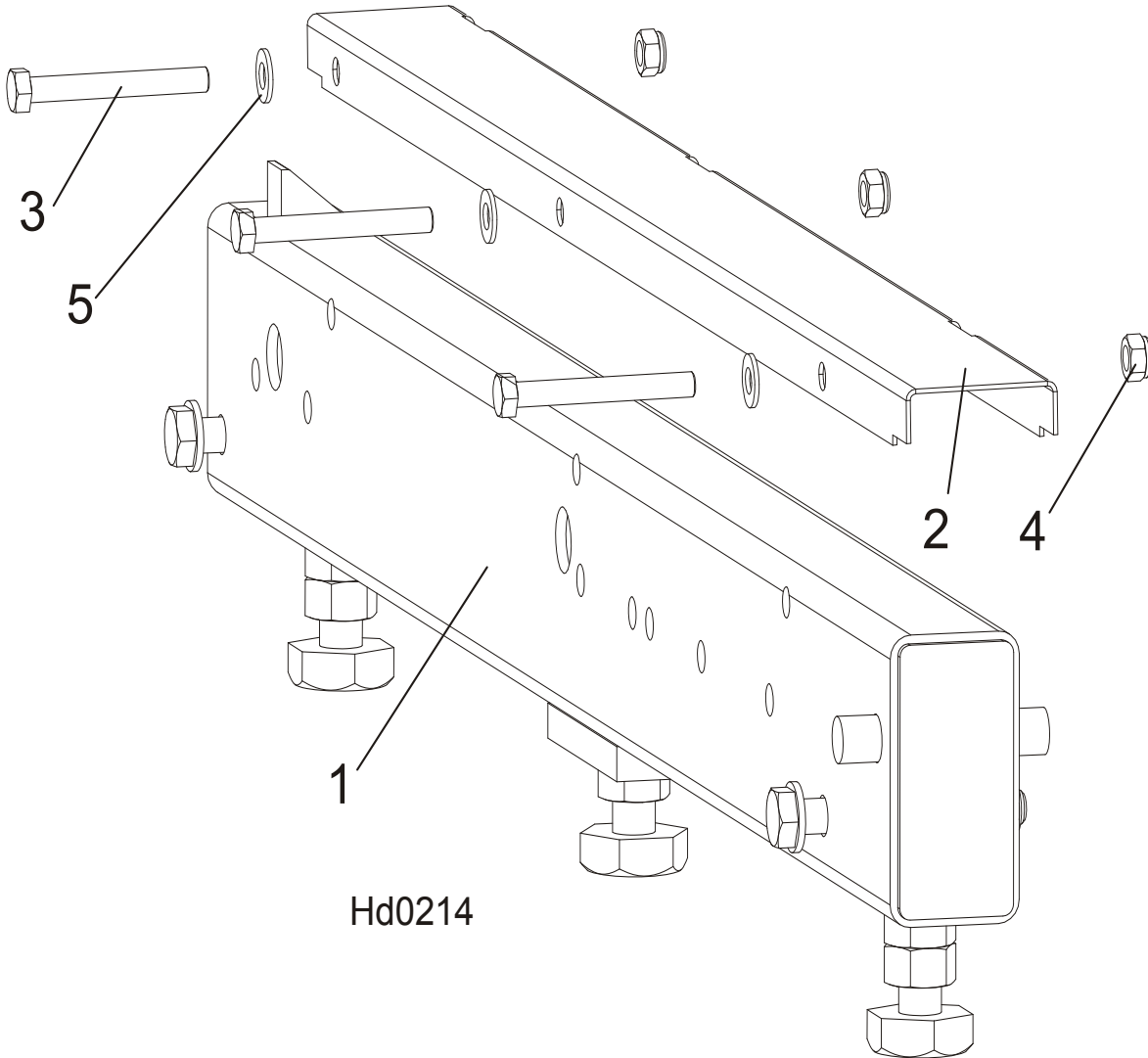
7.4 Lower Track Rollers



REF	DESCRIPTION (◆ Indicates Parts Available In Assemblies Only)	PART #	QTY.
	ROLLER ASSEMBLY, LOWER TRACK	098741	2
1	Bracket, Lower Track Roller Mounting	098740-1	1
2	Roller, Track Cam Bearing (McGill)	012797	2
3	Nut, 5/8-18 Hex Jam	F05010-11	2
4	Nut, M16, Hexagon, Grade 5.8 Plain	F81036-1	4
5	Washer, 16.3 Split Lock	F81058-2	4
6	BOLT, M12 X 55-8.8 HEX HEAD FULL THREAD	F81004-12	2
7	NUT, M12-8-B HEX JAM	F81034-1	2
8	BRACKET, POWER SUPPLY STRIP AND LIMIT SWITCH	086380-1	1
9	SWITCH, GLCB01A2B LIMIT	086469	1
10	BOLT, M5 X 40 8.8 HEX HEAD	F81000-11	2
11	NUT, M5-8	F81030-1	2
12	WASHER, 5.3 FLAT	F81052-1	2
13	BOLT, M10 X 25 8.8	F81003-11	2
14	NUT, M10 NYLON	F81033-1	2
15	WASHER, 10.5 FLAT	F81055-1	2
16	BRACKET, LIMIT SWITCH	091852-1	1

SECTION 8 BED FRAME ASSEMBLY

8.1 Bed Rail Assembly, Front (S/M type frame)



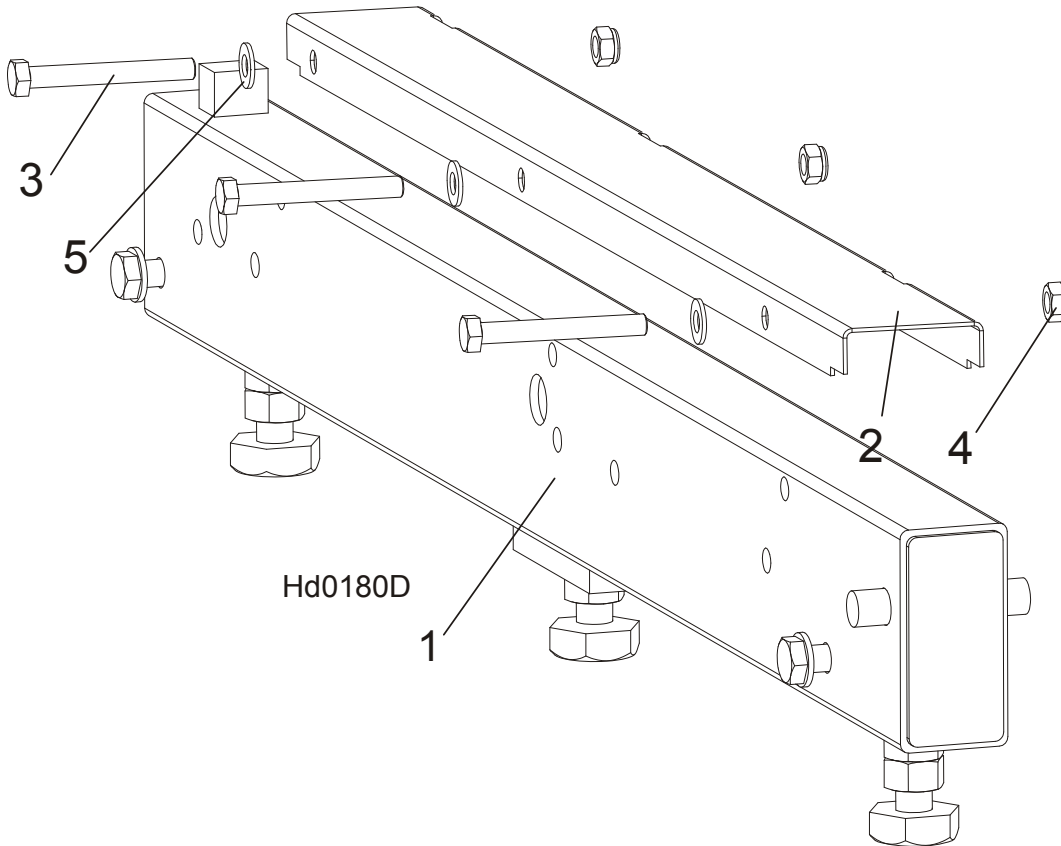
REF	DESCRIPTION (◆ Indicates Parts Available In Assemblies Only)	PART #	QTY.
1	BED DRIVE ROLLER (S&M FRAME)	100676	1
2	COVER, STAINLESS STEEL BED RAIL	099124	1
3	BOLT, M8X65-5,8 ZINC HEX HEAD	F81002-3	3
4	NUT, M8-8-B-ZINC HEX NYLON LOCK	F81032-2	3
5	WASHER, 8.4 FLAT ZINC	F81054-1	3

8

Bed Frame Assembly

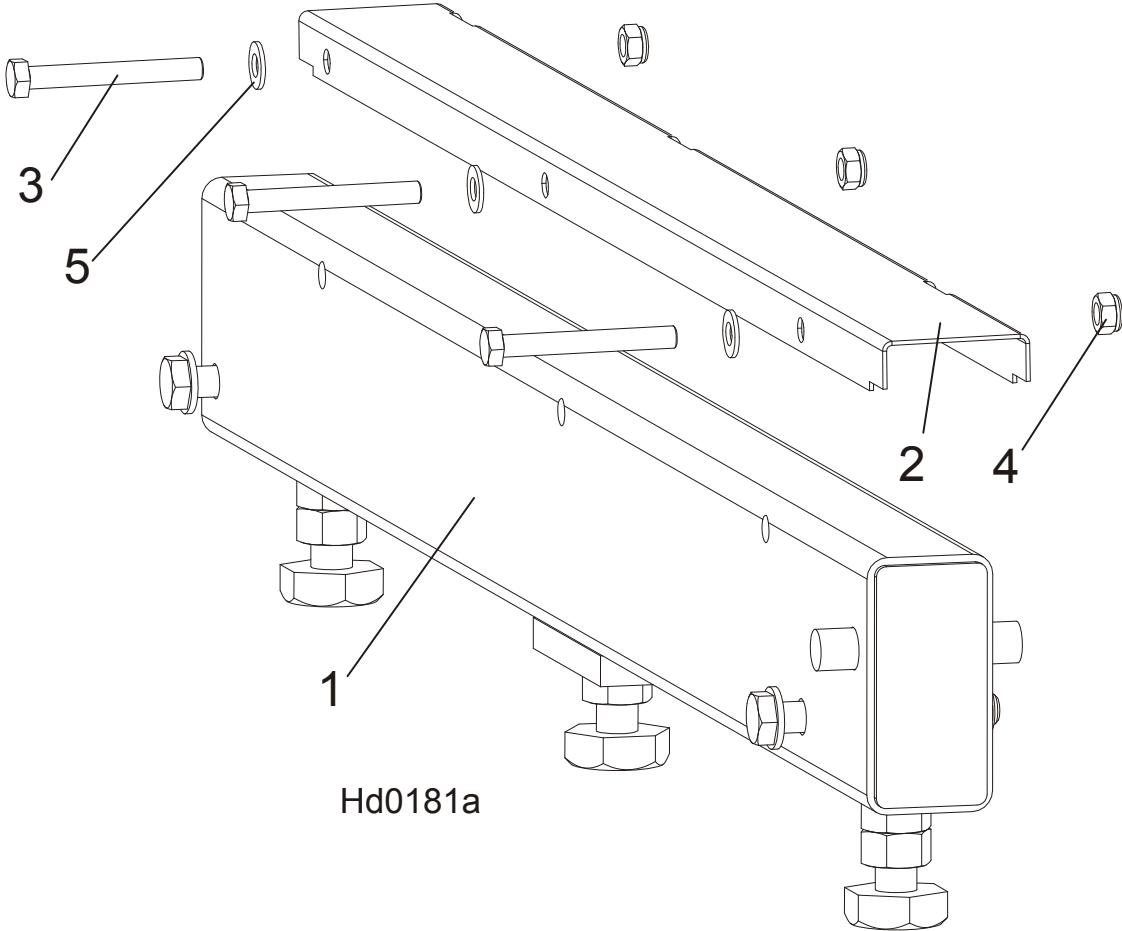
Bed Rail Assembly, Rear (S/M type frame)

8.2 Bed Rail Assembly, Rear (S/M type frame)



REF	DESCRIPTION (◆ Indicates Parts Available In Assemblies Only)	PART #	QTY.
1	BED RAIL ASSEMBLY, REAR PAINTED	091555	1
2	COVER, STAINLESS STEEL BED RAIL	099124	1
3	BOLT, M8X65-5,8 ZINC HEX HEAD	F81002-3	3
4	NUT, M8-8-B-ZINC HEX NYLON LOCK	F81032-2	3
5	WASHER, 8.4 FLAT ZINC	F81054-1	3

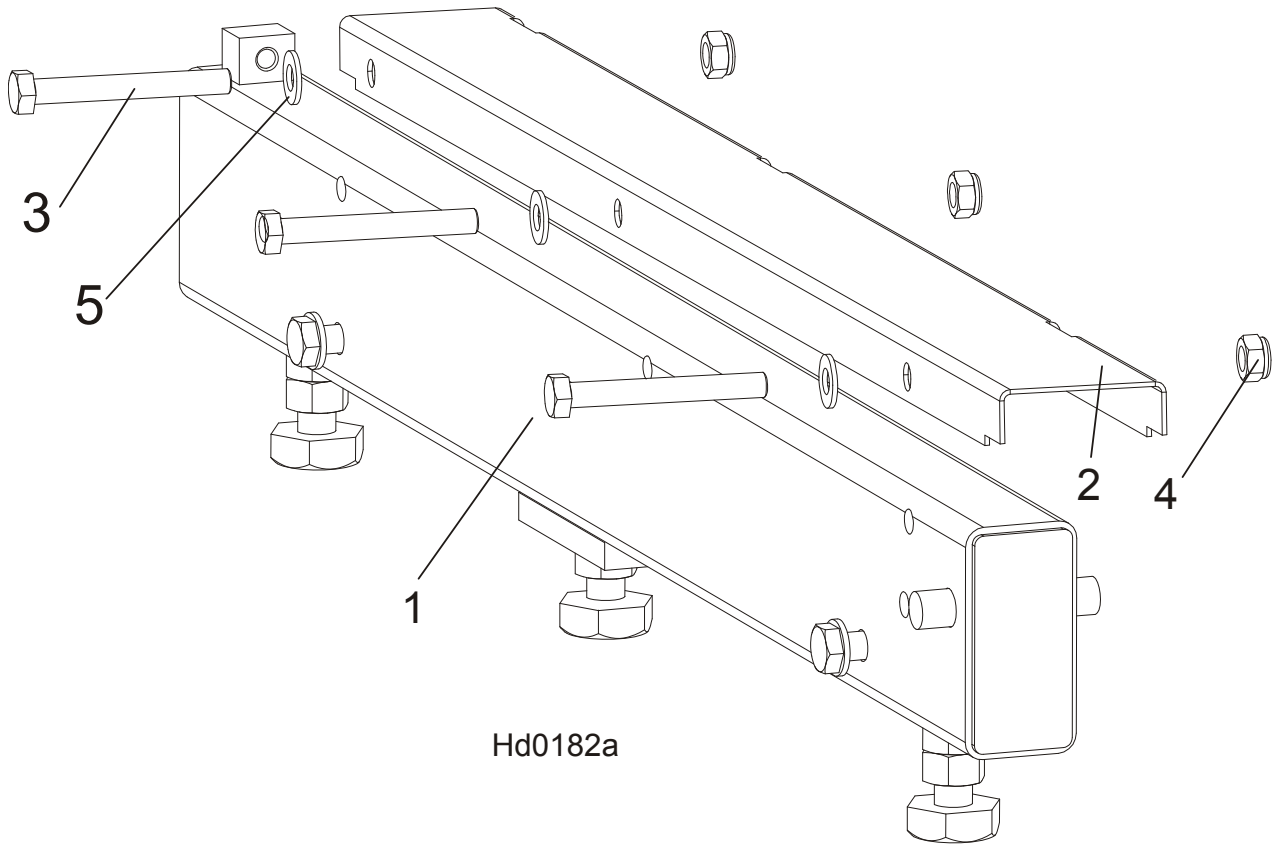
8.3 Bed Rail Assembly, Front Middle (S/M type frame)



Hd0181a

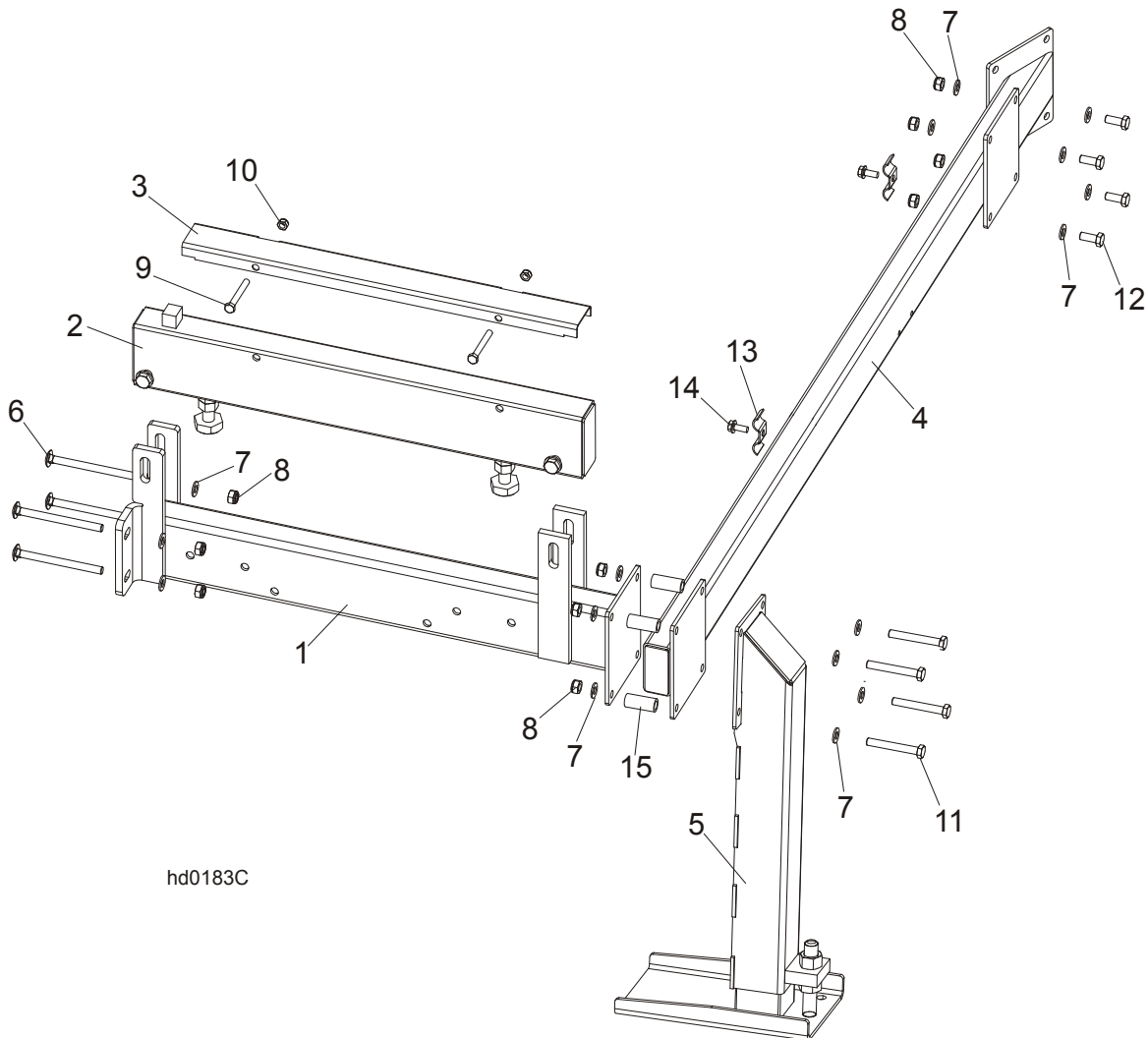
REF	DESCRIPTION (◆ Indicates Parts Available In Assemblies Only)	PART #	QTY.
1	BED RAIL ASSEMBLY, FRONT MIDDLE	091556	1
2	COVER, STAINLESS STEEL BED RAIL	099124	1
3	BOLT, M8X65-5,8 ZINC HEX HEAD	F81002-3	3
4	NUT, M8-8-B-ZINC HEX NYLON LOCK	F81032-2	3
5	WASHER, 8.4 FLAT ZINC	F81054-1	3

8.4 Bed Rail Assembly, Rear Middle



REF	DESCRIPTION (◆ Indicates Parts Available In Assemblies Only)	PART #	QTY.
1	BED RAIL ASSEMBLY, REAR MIDDLE PAINTED	091557	1
2	COVER, STAINLESS STEEL BED RAIL	099124	1
3	BOLT, M8X65-5,8 ZINC HEX HEAD	F81002-3	3
4	NUT, M8-8-B-ZINC HEX NYLON LOCK	F81032-2	3
5	WASHER, 8.4 FLAT ZINC	F81054-1	3

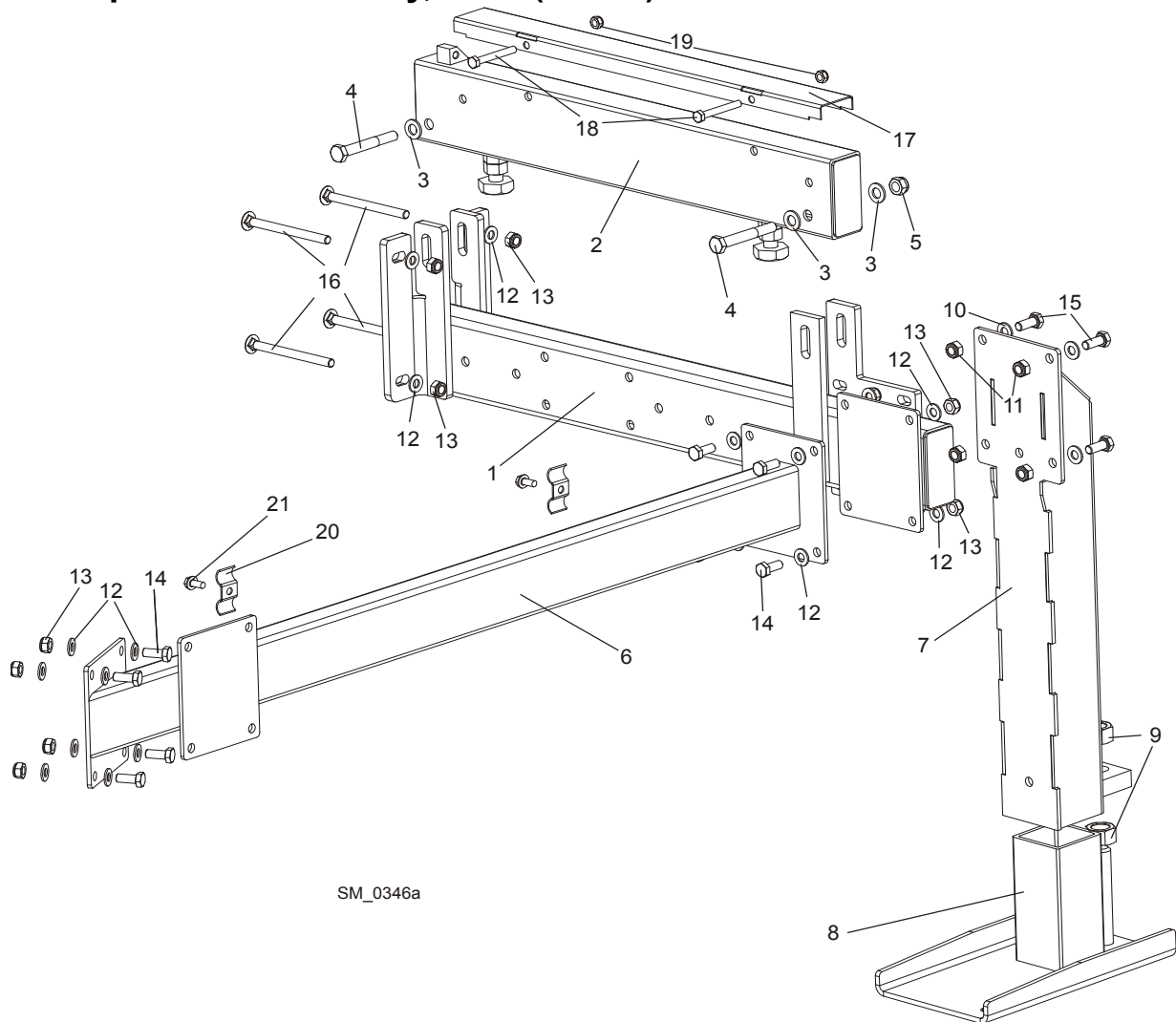
8.5 Clamp Mount Assembly, Front (DH5/7)



hd0183C

REF	DESCRIPTION (◆ Indicates Parts Available In Assemblies Only)	PART #	QTY.
	CLAMP MOUNT ASSEMBLY - FRONT	092937	1
1	Bed Rail Assembly, Front	092903-1	1
2	Bed Rail AH5/DH5	095131-1	1
3	Cover, 22.75 SS Pivot	099123	1
4	Tube Weldment, Bed Front	092904-1	1
5	Leg, Outrigger Stationary Left	501639	1
6	Bolt, M10 X 125-8.8 Carriage Head	F81003-34	4
7	Washer, Flat, M10, Zinc	F81055-1	20
8	Nut, M10, Nylon Hex Zinc Lock	F81033-1	12
9	Bolt, M8 x 65mm, HH,Grade 5.8, Zinc	F81002-3	2
10	Nut, M8, Hexagon, Nylon Lock Zinc	F81032-2	2
11	Bolt, M10x75-8.8-Fe/Zn5 PN-M/82101	F81003-15	4
12	Bolt, M10-1.5x25mm HH Gr 8.8	F81003-11	4
13	Plate, 1/4 Hose Clamp Ptd	S09245	2
14	Bolt, 5/16-18x3/4 Self Tap	F05015-30	2
15	Bushing, Zinc-Plated Spacer	095427-1	4

8.6 Clamp Mount Assembly, Rear (DH5/7)



SM_0346a

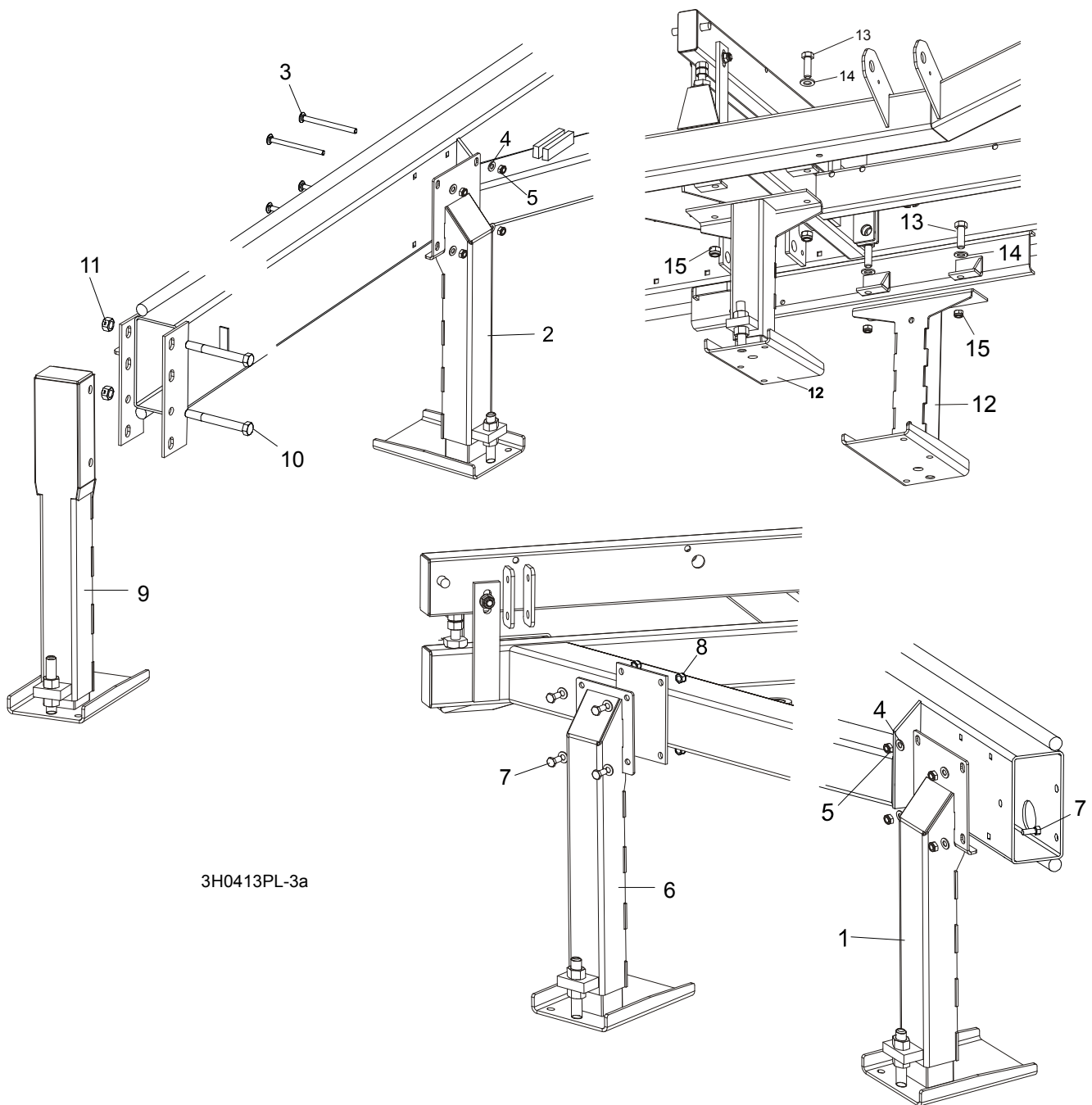
REF.	DESCRIPTION (◆ Indicates Parts Available In Assemblies Only)	PART #	QTY.
	REAR COMPLETE LOG CLAMP MOUNT (STATIONARY SAWMILLS)	092938	1
1	PODPORA ŁOŻA DOCISKU KŁODY-TYLNATUBE WELDMENT, REAR CLAMP MOUNT	092902-1	1
2	TUBE, AH/DH4-7 BED RAIL	095131-1	1
3	WASHER, 13 FLAT ZINC	F81056-1	4
4	BOLT, M12x90-8.8 HEX HEAD ZINC	F81004-2	2
5	NUT, M12-8 HEX NYLON ZINC LOCK	F81034-2	2
6	BRACE, REAR	092907-1	1
	LEG, LEFT ADJUSTABLE STATIONARY	501639	1
7	LEG WELDMENT - UPPER PART	507715-1	1
8	WIDE FOOT - ADJUSTABLE LEGS	501084-1	1
9	NUT, M20-8 HEX ZINC	F81037-1	2
10	WASHER, 10.5 FLAT ZINC	F81055-1	4
11	NUT, M10-8-B HEX NYLON ZINC LOCK	F81033-1	4
12	WASHER, 10.5 FLAT ZINC	F81055-1	24
13	NUT, M10-8-B HEX NYLON ZINC LOCK	F81033-1	12
14	BOLT, M10x25-8.8 HEX HEAD FULL THREAD ZINC	F81003-11	8
15	BOLT, M10x35-8.8 HEX HEAD FULL THREAD ZINC	F81003-17	4

Bed Frame Assembly
Clamp Mount Assembly, Rear (DH5/7)

8

16	BOLT, M10x125 8.8 CARRIAGE HEAD ZINC	F81003-34	4	
17	COVER, PIVOT BED RAIL	099123	1	
18	BOLT, M8x65-5.8 HEX HEAD ZINC	F81002-3	2	
19	NUT, M8-8-B HEX NYLON ZINC LOCK	F81032-2	2	
20	PLATE, 1/4" HOSE CLAMP	S09245	2	
21	SCREW, 5/16-18 x 3/4 SELF-TAPPING	F05015-30	2	

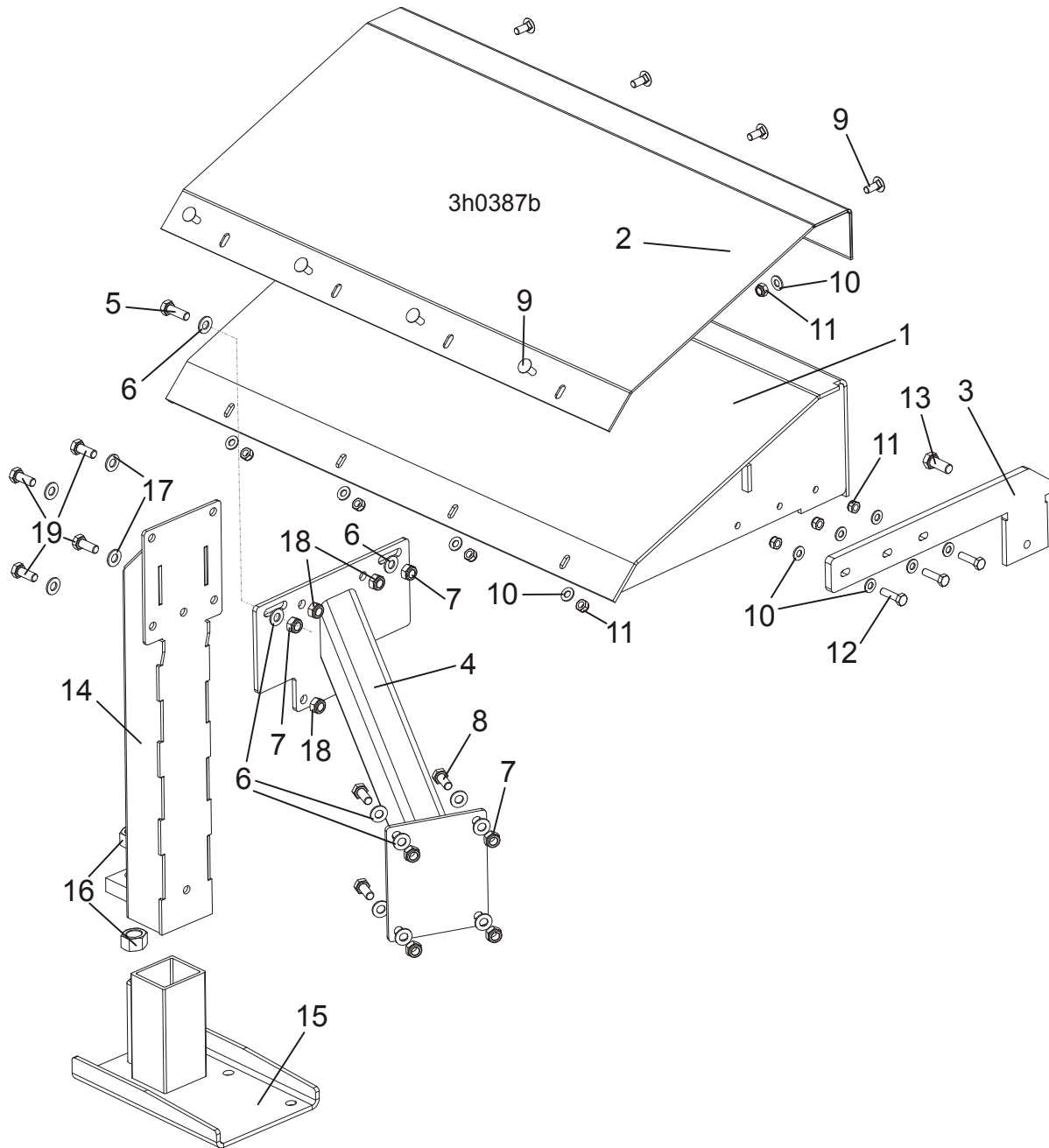
8.7 Leg, Stationary



REF	DESCRIPTION (◆ Indicates Parts Available In Assemblies Only)	PART #	QTY.
1	LEG, OUTRIGGER STATIONARY RIGHT (1 REQ'D FOR LT40SDH; 3 REQ'D FOR LT40MDH)	501640	1/3
2	LEG, OUTRIGGER STATIONARY W/BOARD RETURN TABLE BRACKET	501638	1
3	BOLT, M10 X 120-8.8 CARRIAGE HEAD	F81003-33	8/12
4	WASHER, 10.5 FLAT	F81055-1	8/16
5	NUT, M10-8-B HEX NYLON LOCK	F81033-1	8/16
6	LEG, OUTRIGGER STATIONARY LEFT	501639	2
7	BOLT, M10 X 25-8.8 HEX HEAD	F81003-11	12

8	NUT, M10-8-B HEX NYLON LOCK	F81033-1	12	
9	LEG, OUTRIGGER STATIONARY FRONT	501641	1	
10	BOLT, M16 X 140-8.8 HEX HEAD GRADE 5	F81006-4	2	
11	NUT, M16-8 HEX LOCK	F81036-2	2	
12	LEG, OUTRIGGER STATIONARY MIDDLE	501637	2	
13	BOLT, M16 X 50-8.8 HEX HEAD	F81006-7	4	
14	WASHER, 17 FLAT	F81058-1	4	
15	NUT, M16 NYLON LOCK	F81036-2	4	

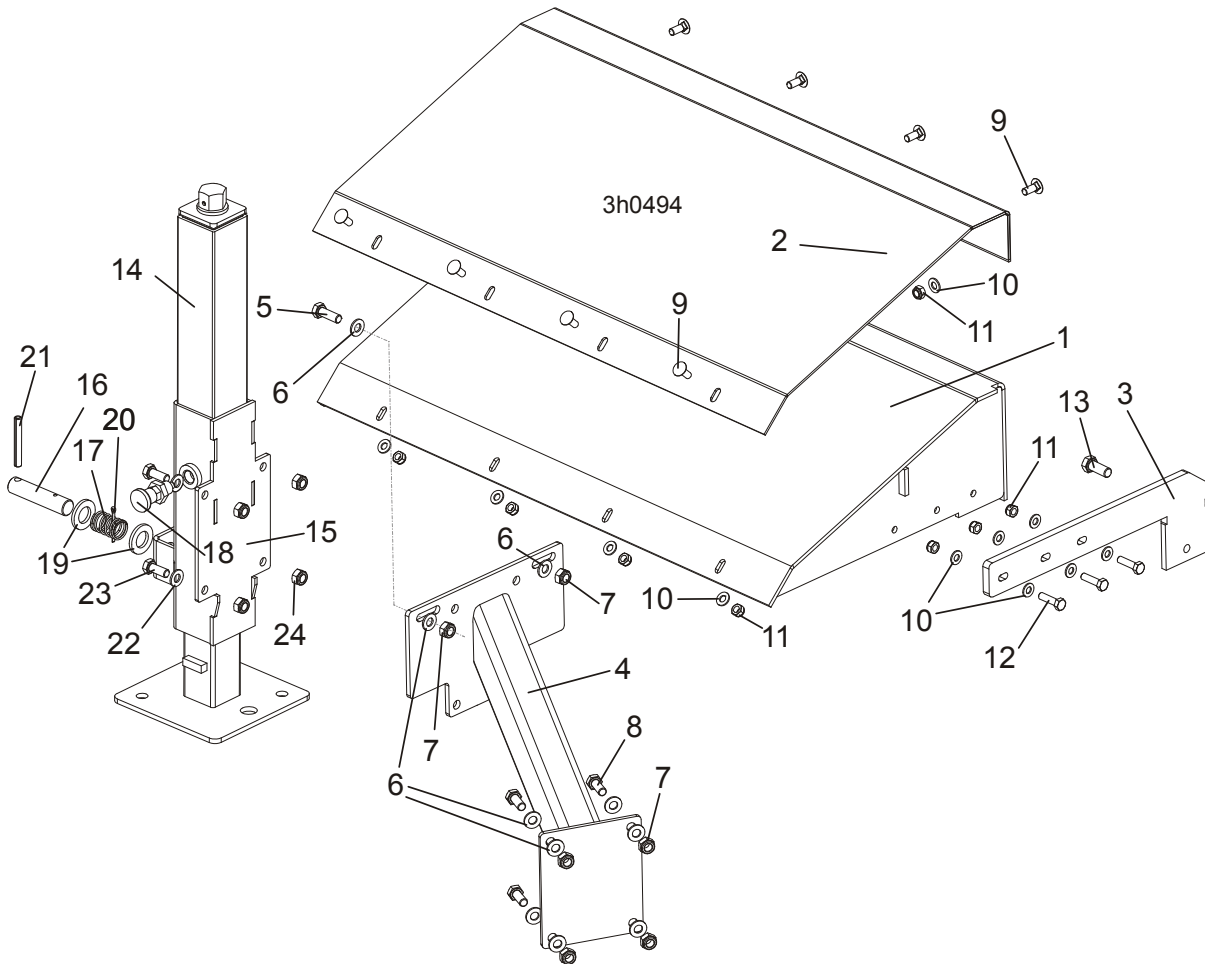
8.8 Board Removal Assembly, Stationary "M" Frame Sawmills with A/DH1-3 Hydraulics (Option)



REF	DESCRIPTION (◆ Indicates Parts Available In Assemblies Only)	PART #	QTY.
	BOARD REMOVAL ASSEMBLY, LT40M (A/DH1-3)	100660	1
	BOARD REMOVAL ASSEMBLY See Section 4.5	087839-1	1
	TABLE, "M" FRAME COMPLETE	099939	1
1	Table, "M" Frame	100672-1	1
2	Plate, "M" Frame Table Top	099946	1
3	Plate, Leg Mount	099945-1	1
4	Tube Weldment, "M" Frame Table Support	099941-1	1
5	Bolt, M10X30-5.8 Hex Head Full Thread Zinc	F81003-2	2

6	Washer, 10.5 Flat Zinc	F81055-1	12	
7	Nut, M10-8-B Hex Nylon Zinc Lock	F81033-1	6	
8	Bolt, M10x25-8.8 Hex Head Full Thread Zinc	F81003-11	4	
9	Bolt, M8x20-8.8 Carriage Head Zinc	F81002-11	8	
10	Washer, 8.4 Flat Zinc	F81054-1	14	
11	Nut, M8-8-B Hex Nylon Zinc Lock	F81032-2	11	
12	Bolt, M8x30-5.8 Hex Head Full Thread Zinc	F81002-2	3	
13	Bolt, M12x30-8.8 Hex Head Full Thread Zinc	F81004-22	1	
	LEG, LEFT STATIONARY ADJUSTABLE	501639	1	
14	Leg Weldment - Upper Part	500545-1	1	
15	Wide Foot - Adjustable Legs	501084-1	1	
16	Nut, M20-8 Hex Zinc	F81037-1	2	
17	Washer, 10.5 Flat Zinc	F81055-1	4	
18	Nut, M10-8-B Hex Nylon Zinc Lock	F81033-1	4	
19	Bolt, M10x25-8.8 Hex Head Full Thread Zinc	F81003-11	4	

8.9 Board Removal Assembly, Portable "M" Frame Sawmills with A/DH1-3 Hydraulics (Option)



REF.	DESCRIPTION (◆ Indicates Parts Available In Assemblies Only)	PART #	QTY.
	BOARD REMOVAL ASSEMBLY, LT40M (A/DH1-3) PORTABLE	506530	1
	BOARD REMOVAL ASSEMBLY See Section 4.5	087839-1	1
	TABLE, "M" FRAME PORTABLE COMPLETE	506529	1
1	Table, "M" Frame	100672-1	1
2	Plate, "M" Frame Table Top	099946	1
3	Plate, Leg Mount	099945-1	1
4	Tube Weldment, "M" Frame Table Support	099941-1	1
5	Bolt, M10x30-5.8 Hex Head Full Thread Zinc	F81003-2	2
6	Washer, 10.5 Flat Zinc	F81055-1	12
7	Nut, M10-8-B Hex Nylon Zinc Lock	F81033-1	6
8	Bolt, M10x25-8.8 Hex Head Full Thread Zinc	F81003-11	4
9	Bolt, M8x20-8.8 Carriage Head Zinc	F81002-11	8
10	Washer, 8.4 Flat Zinc	F81054-1	14
11	Nut, M8-8-B Hex Nylon Zinc Lock	F81032-2	11
12	Bolt, M8x30-5.8 Hex Head Full Thread Zinc	F81002-2	3
13	Bolt, M12x30-8.8 Hex Head Full Thread Zinc	F81004-22	1
	LEG, COMPLETE SIDE FAO	094583	1

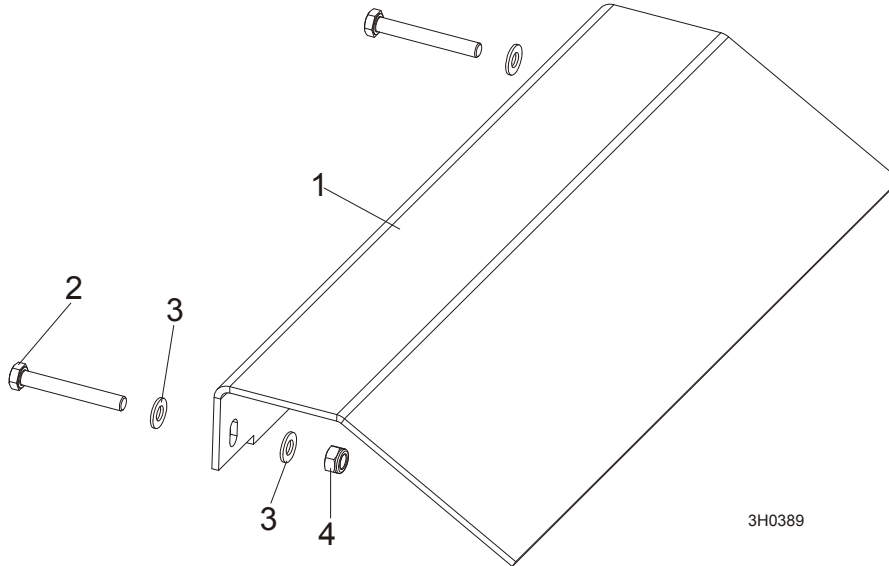
14	BASE WLDMT, FINE ADJUST OUTRIGGER LEG	093589	1	
15	GUIDE WELDMENT, SIDE FAO LEG	504243-1	1	
16	PIN, OUTRIGGER ZINC-PLATED	087012-1	1	
17	SPRING, 21 DIA.x38x2 ZINC-PLATED	087040	1	
18	PIN, DETENT	090197	1	
19	WASHER, 21 FLAT ZINC	F81059-2	2	
20	PIN, S-Zn 4x25 COTTER	F81043-2	1	
21	PIN, 8x65 ROLL ZINC	F81046-1	1	
22	WASHER, 10.5 FLAT ZINC	F81055-1	4	
23	BOLT, M10x25-8.8 HEX HEAD FULL THREAD ZINC	F81003-11	4	
24	NUT, M10-8-B HEX NYLON ZINC LOCK	F81033-1	4	

8

Bed Frame Assembly

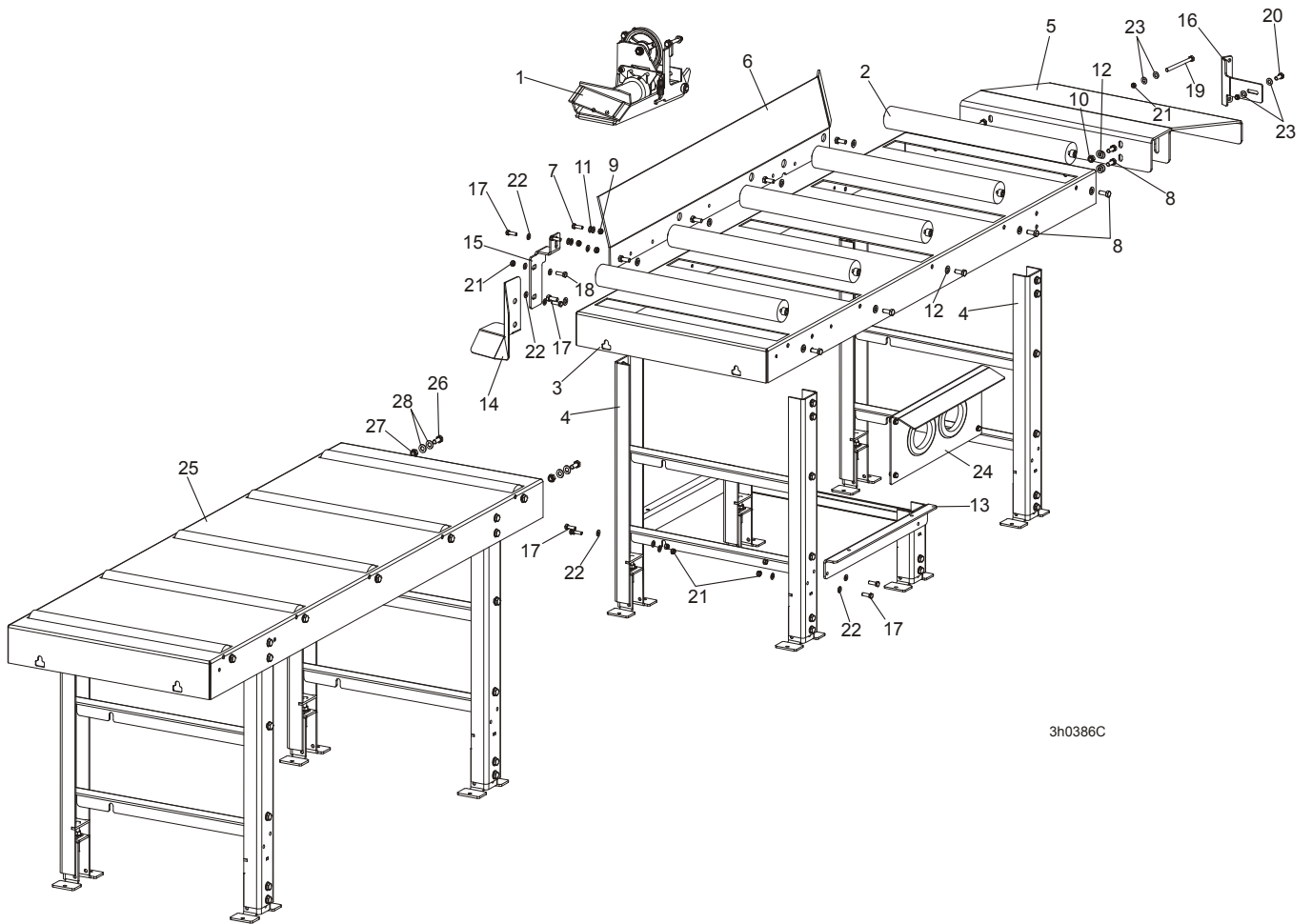
Board Removal Assembly, "M" Frame Sawmills with A/DH4-7 Hydraulics (Option)

8.10 Board Removal Assembly, "M" Frame Sawmills with A/DH4-7 Hydraulics (Option)



REF.	DESCRIPTION (◆ Indicates Parts Available In Assemblies Only)	PART #	QTY.	
	BOARD REMOVAL ASSEMBLY, LT40M (A/DH4-7)	100703	1	
	BOARD REMOVAL ASSEMBLY See Section 4.5	087839-1	1	
1	PLATE, BOARD REMOVAL ASSY	099953-1	1	
2	BOLT, M10x75-8.8 HEX HEAD ZINC	F81003-15	2	
3	WASHER, 10.5 FLAT ZINC	F81055-1	4	
4	NUT, M10-8-B NYLON HEX ZINC LOCK	F81033-1	2	

8.11 Board Return Table, Stationary "M" Frame Option



3h0386C

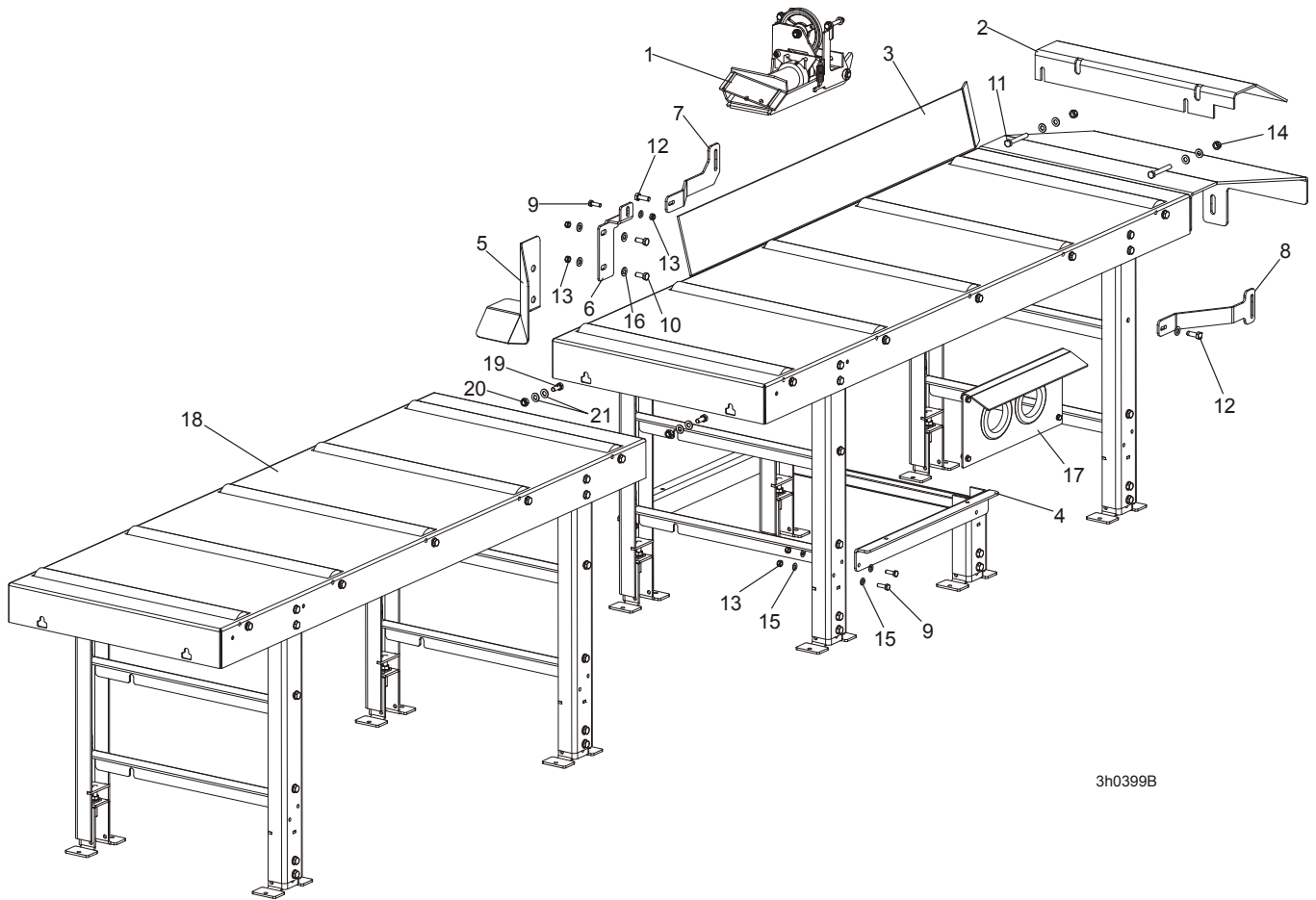
REF	DESCRIPTION (◆ Indicates Parts Available In Assemblies Only)	PART #	QTY.
	TABLE, LT40M DOUBLE	502789	1
	BOARD RETURN TABLE - LT40M LONG TABLE	502530	1
1	BOARD RETURN ASSEMBLY See Section 4.3	087839-1	1
	TABLE, "M" FRAME LONG SPECIAL	501975	1
2	ROLLER, 63.5/20x600 (EDGER) PTD.	501090-1	5
3	TABLE, EDGER	500078-1	1
4	LEG, BOARD RETURN TABLE	501974	2
5	PLATE, BOARD RETURN TABLE FRONT	501977-1	1
6	BRACKET, BOARD RETURN TABLE	501978-1	1
7	BOLT,M8X25-8.8-B HEX HEAD FULL THREAD	F81002-5	4
8	BOLT, M10-1.5X25MM HH GR8.8	F81003-11	14
9	NUT, M8-8-B, HEX,NYLON LOCK ZINC	F81032-2	4
10	NUT,M10-8-B NYLON HEX ZINC LOCK	F81033-1	4
11	WASHER, 8.4 FLAT,ZINC	F81054-1	8
12	WASHER, 10.5 FLAT ZINC	F81055-1	18
13	STAND, HYDRAULIC CONTROL BOX COMPLETE	502345	1
14	COVER, HYDRAULIC HOSE - SPECIAL	502500-1	1
15	BRACKET, "M" LONG TABLE	502519-1	1

8

Bed Frame Assembly*Board Return Table, Stationary "M" Frame Option*

16	TUBE, TABLE LEG	502520-1	1	
17	BOLT, M8X25-8.8-B HEX HEAD FULL THREAD	F81002-5	5	
18	BOLT, M10-1.5X25MM HH GR8.8	F81003-11	2	
19	BOLT, M10X125-8.8 HEX HEAD ZINC	F81003-18	1	
20	BOLT, M10X30-5.8 HEX HEAD FULL THREAD ZINC	F81003-2	1	
21	NUT, M8-8-B, HEX,NYLON LOCK ZINC	F81032-2	9	
22	WASHER, 8.4 FLAT,ZINC	F81054-1	10	
23	WASHER, 10.5 FLAT ZINC	F81055-1	8	
24	COVER, HYDRAULIC HOSES COMPLETE	504262	1	
25	TABLE, M FRAME LONG	502539	1	
26	BOLT, M10-1.5X25MM HH GR8.8	F81003-11	2	
27	NUT, M6, HEXAGON,FREE, GRADE 5(8.8) ZINC	F81031-1	2	
28	WASHER, 10.5 FLAT ZINC	F81055-1	4	

8.12 Board Return Table (LT40M A/DH4-7 Option)



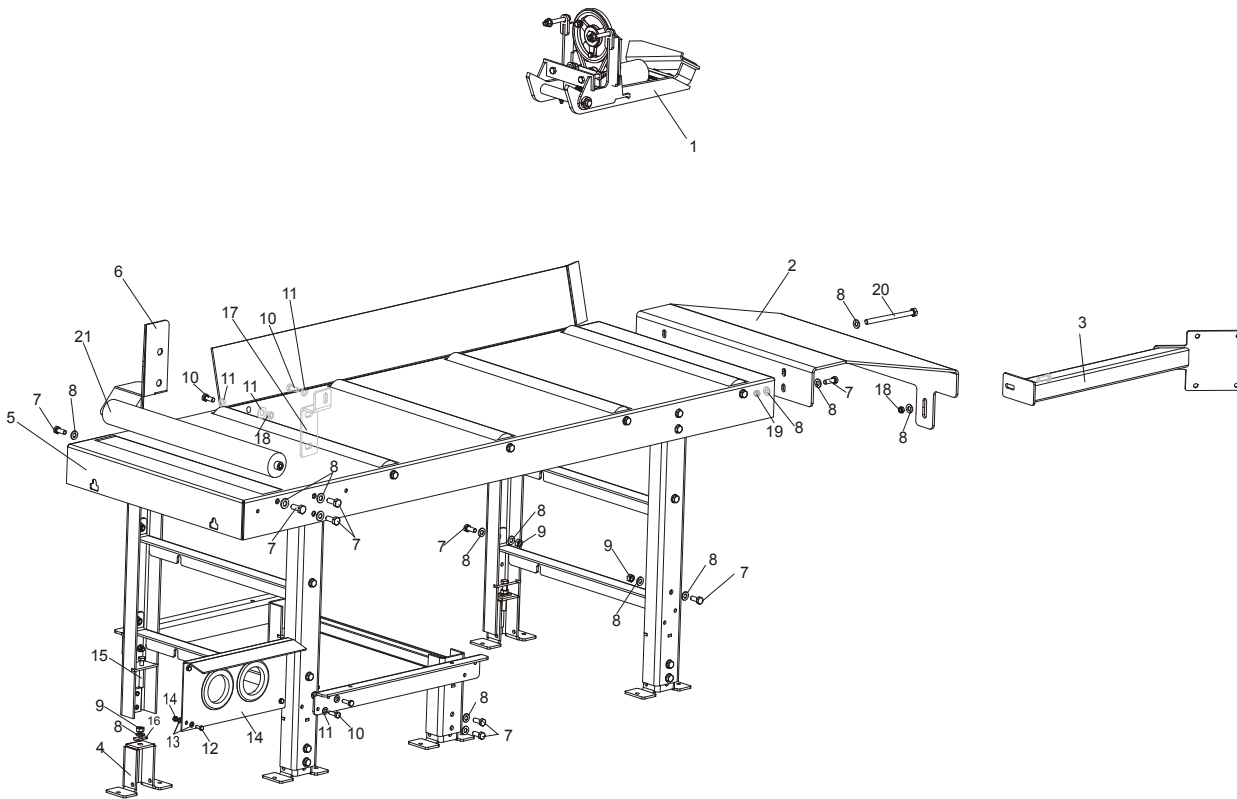
3h0399B

REF.	DESCRIPTION (◆ Indicates Parts Available In Assemblies Only)	PART #	QTY.
	TABLE, LT40M A/DH4-7 DOUBLE	502801	1
	BOARD RETURN TABLE - LT40M A/DH4-7 LONG TABLE	502799	1
1	BOARD RETURN ASSEMBLY See Section 4.3	087839-1	1
2	PLATE, BOARD RETURN	099953-1	1
3	TABLE, "M" FRAME LONG SPECIAL	501975	1
4	STAND, HYDRAULIC CONTROL BOX COMPLETE	502345	1
5	COVER, HYDRAULIC HOSE - SPECIAL	502500-1	1
6	BRACKET, "M" LONG TABLE	502519-1	1
7	BRACKET, M A/DH4-7 FRAME TABLE LEFT	502808-1	1
8	BRACKET, M A/DH4-7 FRAME TABLE RIGHT	502809-1	1
9	BOLT, M8X25-8.8-B HEX HEAD FULL THREAD	F81002-5	5
10	BOLT, M10-1.5X25MM HH GR8.8	F81003-11	2
11	BOLT, M10X75-8.8 HEX HEAD ZINC	F81003-15	2
12	BOLT, M10X30-5.8 HEX HEAD FULL THREAD ZINC	F81003-2	2
13	NUT, M8-8-B, HEX,NYLON LOCK ZINC	F81032-2	7
14	NUT, M10-8-B NYLON HEX ZINC LOCK	F81033-1	2
15	WASHER, 8.4 FLAT, ZINC	F81054-1	10
16	WASHER, 10.5 FLAT ZINC	F81055-1	8

8**Bed Frame Assembly***Board Return Table (LT40M A/DH4-7 Option)*

17	COVER, HYDRAULIC HOSES COMPLETE	504262	1	
18	TABLE, M FRAME LONG	502539	1	
19	BOLT, M10-1.5X25MM HH GR8.8	F81003-11	2	
20	NUT, M6, HEXAGON,FREE, GRADE 5(8.8) ZINC	F81031-1	2	
21	WASHER, 10.5 FLAT ZINC	F81055-1	4	

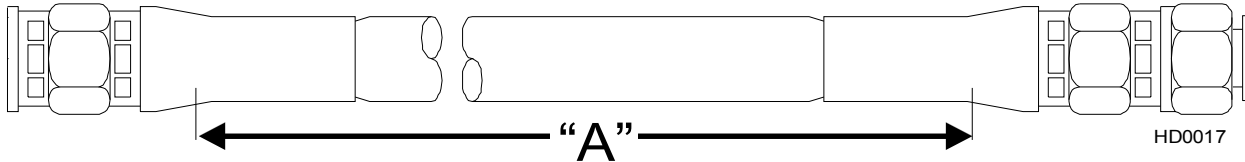
8.13 Board Return Assembly - LT40S Long Table



REF.	DESCRIPTION (◆ Indicates Parts Available In Assemblies Only)	PART #	QTY.
BOARD RETURN ASSEMBLY- LT40S LONG TABLE		506173	1
1	BOARD RETURN ASSEMBLY See Section 4.3	087839-1	1
2	PLATE, OUTFEED TABLE FRONT	505794-1	1
3	BRACKET, S-TYPE FRAME LONG TABLE	506171-1	1
4	OUTRIGGER, PTD, COMPLETE	101019	6
5	TABLE, EDGER	500078-1	1
6	COVER, HYDRAULIC HOSE - SPECIAL	502500-1	1
7	BOLT, M10-1.5X25MM HH GR8.8	F81003-11	48
8	WASHER, 10.5 FLAT ZINC	F81055-1	85
9	NUT, M10-8-B HEX ZINC	F81033-3	22
10	BOLT, M8x25-8.8-B HEX HEAD FULL THREAD ZINC	F81002-5	9
CYLINDER ASSEMBLY, HYDRAULIC LOG SIDE SUPPORT		A09283	1
11	WASHER, 8.4 FLAT ZINC	F81054-1	18
12	BOLT, M6x16 8.8 Fe/Zn5 PN-M/82105	F81001-15	4
13	WASHER, 6.4 FLAT ZINC	F81053-1	10
14	FITTING, 90° MALE ELBOW	P09142	1
15	COVER, HYDRAULIC HOSES COMPLETE	504262	1
16	BOLT M10X70 8.8 HEX HEAD FULL THREAD ZINC	F81003-20	6
17	NUT, M10X1.5 WELD CENTER	F81033-4	6
18	BRACKET, TABLE LONG M-TYPE	506172-1	1

SECTION 9 HYDRAULIC SYSTEM

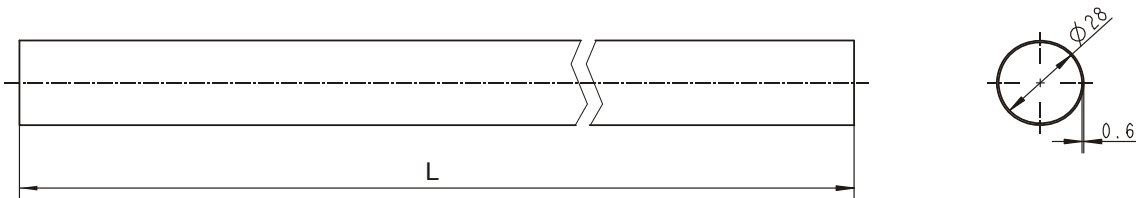
9.1 Hydraulic Hoses



COLOR	LENGTH "A"[m]	DESCRIPTION (◆ Indicates Parts Available In Assemblies Only)	PART #	QTY.
None	0,46	1/4" HYDRAULIC PUMP TO VALVE	015704	2
Plain	0,69	3/8" LOG TURNER CYLINDER BASE	014796	1
Orange	0,53	3/8" LOG TURNER CYLINDER TOP	087775	1
Yellow	2,66	1/4" FRONT TOE BOARD TOP (LT40S)	087790	1
	3,81	1/4" FRONT TOE BOARD TOP (LT40M)	087776	1
Gray	2,66	1/4" FRONT TOE BOARD BASE (LT40S)	087790	1
	3,81	1/4" FRONT TOE BOARD BASE (LT40M)	087776	1
Plain	4,21	3/8" SIDE SUPPORT CYLINDER TOP (LT40S)	087791	1
	4,77	3/8" SIDE SUPPORT CYLINDER TOP (LT40M)	087777	1
Pink	4,21	3/8" SIDE SUPPORT CYLINDER BASE (LT40S)	087791	1
	4,77	3/8" SIDE SUPPORT CYLINDER BASE (LT40M)	087777	1
White	3,68	3/8" CLAMP CYLINDER TOP (LT40S)	087792	1
	3,98	3/8" CLAMP CYLINDER TOP (LT40M)	087778	1
Dark Orange	3,27	3/8" CLAMP CYLINDER BASE (LT40S)	087793	1
	3,83	3/8" CLAMP CYLINDER BASE (LT40M)	087779	1
Purple	5,18	1/4" REAR TOE BOARD TOP (LT40S)	087794	1
	5,74	1/4" REAR TOE BOARD TOP (LT40M)	087780	1
Black	5,18	1/4" REAR TOE BOARD BASE (LT40S)	087794	1
	5,74	1/4" REAR TOE BOARD BASE (LT40M)	087780	1
Green	1,58	3/8" LOADING ARM BRANCH TOP	014797	2
Yellow	1,60	3/8" LOADING ARM BRANCH BASE	014798	1
Yellow	1,80	3/8" LOADING ARM BRANCH BASE	093329	1
Blue	4,34	3/8" LOADING ARM CYLINDER TOP (LT40S)	087795	1
	4,90	3/8" LOADING ARM CYLINDER TOP (LT40M)	087781	1
Red	4,34	3/8" LOADING ARM CYLINDER BOTTOM (LT40S)	087795	1
	4,90	3/8" LOADING ARM CYLINDER BOTTOM (LT40M)	087781	1
Green	4,57	1/4" CLAMP UP (LT40S)	087796	1
	5,13	1/4" CLAMP UP (LT40M)	087789	1
Yellow	4,57	1/4" CLAMP DOWN (LT40S)	087796	1
	5,13	1/4" CLAMP DOWN (LT40M)	087789	1
White	4,00	1/4" FRONT LOG CLAMP, IN/OUT CYLINDER BOTTOM (DH5)	094778	1
Orange	4,00	1/4" FRONT LOG CLAMP, IN/OUT CYLINDER TOP (DH5)	094778	1
Red	3,80	1/4" FRONT LOG CLAMP, UP/DOWN CYLINDER BOTTOM (DH5)	094779	1
Blue	3,80	1/4" FRONT LOG CLAMP, UP/DOWN CYLINDER TOP (DH5)	094779	1
White	6,00	1/4" REAR LOG CLAMP, IN/OUT CYLINDER BOTTOM (DH5)	094780	1

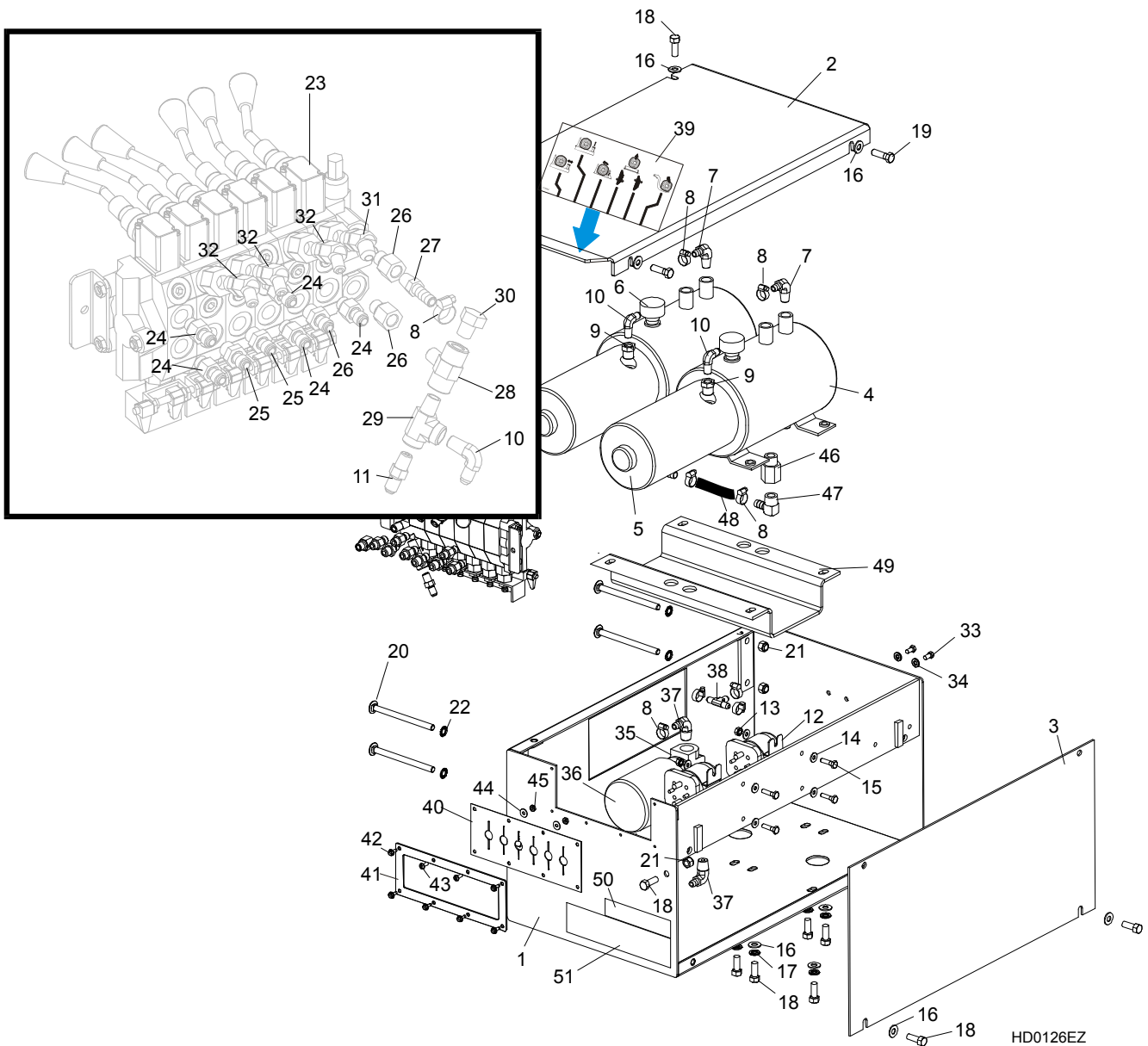
Orange	6,00	1/4" REAR LOG CLAMP, IN/OUT CYLINDER TOP (DH5)	094780	1	
Red	5,60	1/4" REAR LOG CLAMP, UP/DOWN CYLINDER BOTTOM (DH5)	094781	1	
Blue	5,60	1/4" REAR LOG CLAMP, UP/DOWN CYLINDER TOP (DH5)	094781	1	
Plain	0,40	3/8" HYDRAULIC VALVE TO OIL FLOW CONTROL VALVE (DH5)	094782	1	
Plain	0,53	3/8" HYDRAULIC PUMP TO OIL FLOW CONTROL VALVE (DH5)	087775	1	
Red	1,50	1/4" FIRST CLAMP, UP/DOWN CYLINDER BOTTOM (DH7)	095211	1	
Blue	1,50	1/4" FIRST CLAMP, UP/DOWN CYLINDER TOP (DH7)	095211	1	
Red	4,00	1/4" SECOND CLAMP, UP/DOWN CYLINDER BOTTOM (DH7)	095212	1	
Blue	4,00	1/4" SECOND CLAMP, UP/DOWN CYLINDER TOP (DH7)	095212	1	
Red	8,00	1/4" THIRD CLAMP, UP/DOWN CYLINDER BOTTOM (DH7)	095213	1	
Blue	8,00	1/4" THIRD CLAMP, UP/DOWN CYLINDER TOP (DH7)	095213	1	
Orange	0,40	1/4" HYDRAULIC VALVE POWER CORD TO CLAMP IN/OUT CYLINDER T-FITTING, BOTTOM (DH7)	095214	1	
White	0,40	1/4" HYDRAULIC VALVE POWER CORD TO CLAMP IN/OUT CYLINDER T-FITTING, TOP (DH7)	095214	1	
Orange	7,00	1/4" THIRD CLAMP, IN/OUT CYLINDER BOTTOM (DH7)	095215	1	
White	7,00	1/4" THIRD CLAMP, IN/OUT CYLINDER TOP (DH7)	095215	1	
Orange	2,50	1/4" FIRST/SECOND CLAMP, IN/OUT CYLINDER BOTTOM (DH7)	095216	1	
White	2,50	1/4" FIRST/SECOND CLAMP, IN/OUT CYLINDER TOP (DH7)	095216	1	
Orange	1,20	1/4" FIRST/SECOND CLAMP, IN/OUT CYLINDER BOTTOM (DH7)	095217	1	
White	1,20	1/4" FIRST/SECOND CLAMP, IN/OUT CYLINDER TOP (DH7)	095217	1	

Protective Conduits, LT40 Series DH Hydraulic Hoses



LENGTH "L"	DESCRIPTION (◆ Indicates Parts Available In Assemblies Only)	PART #	QTY.
0,70	PROTECTIVE CONDUIT, LOG TURNER HOSE	099761	2
0,28	PROTECTIVE CONDUIT, IN/OUT CYLINDER HOSE - BOTTOM	099762	1
0,45	PROTECTIVE CONDUIT, IN/OUT CYLINDER HOSE - TOP	099763	1
1,35	PROTECTIVE CONDUIT, UP/DOWN CYLINDER HOSE - BOTTOM	099764	1
1,65	PROTECTIVE CONDUIT, UP/DOWN CYLINDER HOSE - TOP	099765	1

9.2 Hydraulic Control Box, LT40 Series DH3



REF	DESCRIPTION (◆ Indicates Parts Available In Assemblies Only)	PART #	QTY.
1	BOX WELDMENT, SUPER HYDRAULIC PUMP HOUSING	092243-1	1
2	COVER, SUPER HYDRAULIC PUMP HOUSING TOP	086485-1	1
3	COVER, SUPER HYDRAULIC PUMP HOUSING SIDE	086484-1	1
4	PUMP W/MOTOR, HYDRAULIC #M-300-0230	P12701	2
5	Motor Kit, Hydraulic Replacement	052807	1
	Motor, Iskra Replacement Monarch Pump	038683	1
	Brushes, Hydraulic Motor Iskra	038682	1
	Bearing, #02318 Monarch Motor	P12513	1
6	Cap, Hydraulic Pump Vented Fill #03171	P12817	1
	O-Ring, Hydraulic Pump/Reservoir #02352	P10198	1
	Seal, Hydraulic Pump/Motor #02330	P10315	1
7	FITTING, #6-6 (3/8" NPT) - 3/8" HOSE BARB ELBOW	P12708	2

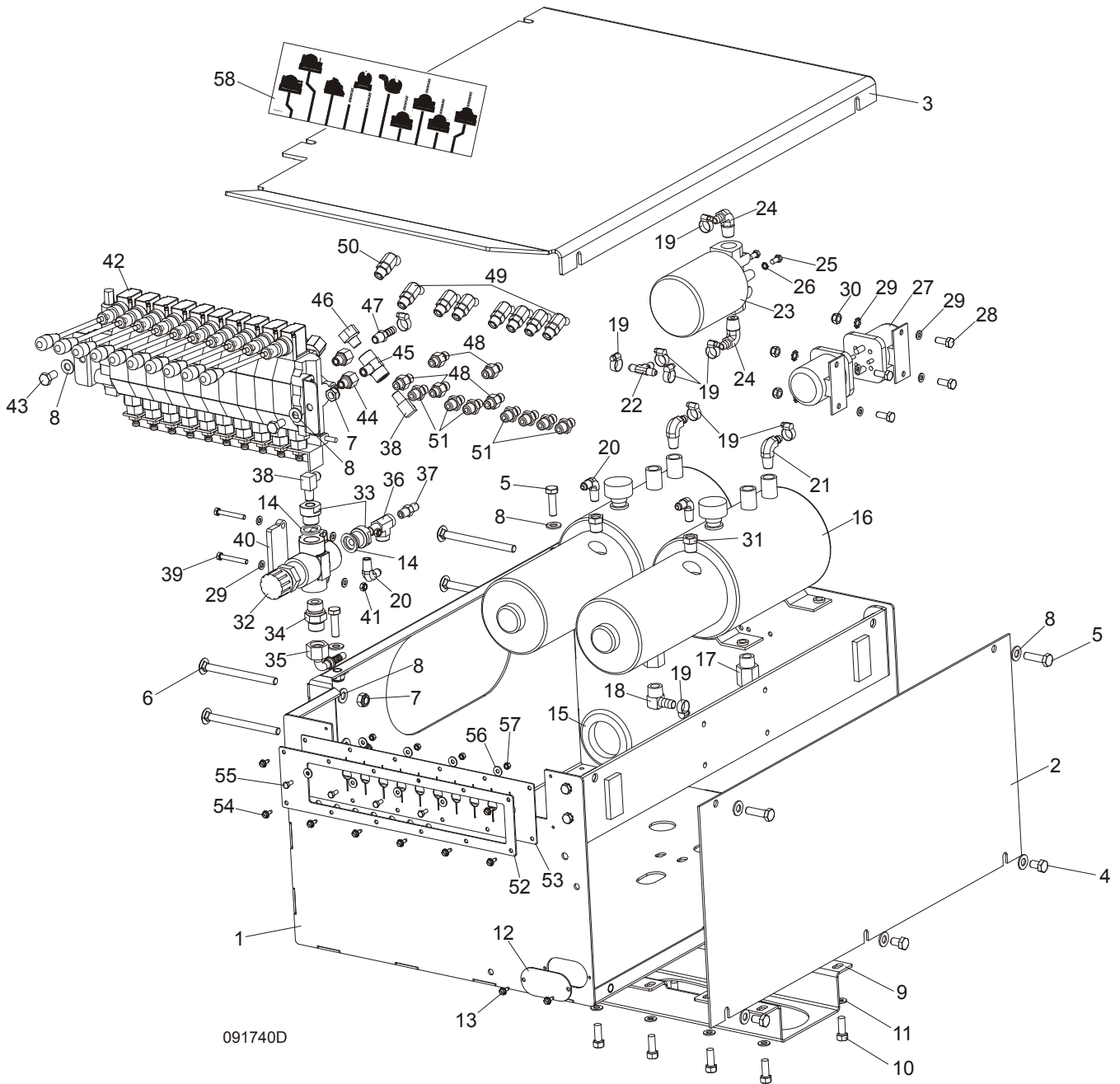
8	CLAMP, 11/16" HOSE	P12739	10	
9	FITTING, 3/8" NPT - 1/4" NPT REDUCER	015490	2	
10	FITTING, 1/4" NPT - 1/4" JIC ELBOW	P09142	3	
11	FITTING, 1/4" NPT - 1/4" JIC	P09143	1	
12	SOLENOID, 200A 12V SPST HYDRAULIC PUMP MOTOR	015470	2	
13	NUT, M6-8-B HEX,NYLON LOCK ZINC	F81031-2	4	
14	WASHER, M6, FLAT, ZINC	F81053-1	8	
15	BOLT, M6X20MM, HH, FULL THREAD, ZINC	F81001-2	4	
	FLUID, 1-QUART DEXRON III HYDRAULIC	P12742	8.5 l	
	FLUID, 1-GALLON EXXON UNIVIS J26 HYDRAULIC	P12824	8.5 l	
	FLUID, 1-GALLON EXXON UNIVIS P13 HYDRAULIC	P12822	8.5 l	
	DECAL, HYDRAULIC FLUID REPLACEMENT	S12825	1	
16	WASHER, 10.5 FLAT	F81055-1	14	
17	WASHER, 10.2 SPLIT LOCK	F81055-2	8	
18	BOLT, 3/8-16 X 1" HEX HEAD	F05007-7	14	
19	BOLT, 3/8-16 X 1 1/4" HEX HEAD	F05007-2	2	
20	BOLT, 3/8-16 X 5" CARRIAGE HEAD	F05007-113	4	
21	WASHER, 3/8" EXTERNAL STAR LOCK	F05011-36	4	
22	NUT, 3/8-16 HEX NYLON LOCK	F05010-10	6	
23	VALVE, HYDRAULIC 6 SECTION (See Form 575 FOR VALVE SERVICE PARTS)	015260	1	
	SWITCH, HYDRAULIC VALVE ELECTRIC	014765	1	
24	FITTING, 3/8" O-RING - 3/8" JIC	014687	5	
25	FITTING, 3/8" O-RING - 1/4" JIC	P26284	3	
26	FITTING, #6 SAE MALE - 1/4" NPT FEMALE	014686	2	
27	FITTING, 1/4" NPT X 3/8" HOSE BARB	014685	1	
28	FITTING, 1/4" NPT BRANCH T	015486	1	
29	FITTING, 1/4" NPT - 1/4" JIC MALE RUN T	P09141	1	
30	PLUG, 1/4" NPT BLANK	096221	1	
31	FITTING, #6 SAE - 3/8" JIC 45° ELBOW	015489	1	
32	FITTING, #6 SAE - 1/4" JIC 45° ELBOW	015488	3	
33	BOLT, 1/4-20 X 1/2" HEX HEAD	F05005-15	2	
34	WASHER, 6.1 SPLIT LOCK	F81053-3	2	
35	MANIFOLD, HYDRAULIC CARTRIDGE FILTER	P22683	1	
36	Filter, S28 Hydraulic Cartridge	P20301	1	
37	FITTING, #6-8 (1/2" NPT) - 3/8" HOSE BARB ELBOW	P12707	2	
38	FITTING, 3/8" HOSE BARB T	015485	1	
39	DECAL, 1997 SUPER HYDRAULIC CONTROL BOX	015364	1	
	HOSE, 3/8" LOW PRESSURE HYDRAULIC	R01892-1	A/R	
40	SEAL, RUBBER VALVE HANDLE	015079	1	
41	PLATE, VALVE	086519-1	1	
42	SCREW, #10 X 1/2 SLOTTED HEX SELF-TAPPING	F05015-7	6	
43	SCREW, #10-24 X 1/2" SLOTTED HEX HEAD	F05015-4	2	
44	WASHER, 5.3 FLAT	F81052-1	2	
45	NUT, #10-24 SELF-LOCKING HEX	F05010-14	2	
46	FITTING, 1/2" NPT - 1/2" NPT ADAPTOR	015995	2	
47	FITTING, 1/2" NPT - 1/2" HOSE BARB 90° ELBOW	015997	2	
48	HOSE, 1/2" ID HYDRAULIC LOW PRESSURE	R02133	.15 m	
49	GUARD, HYDRAULIC CROSSOVER	015992	1	
	GROUNDING ASSEMBLY, HYDRAULIC PUMP	N/A	1	

9

Hydraulic System*Hydraulic Control Box, LT40 Series DH3*

	Bolt, 3/8-16 x 1/2" Hex Head Grade 5	F05004-124	2	
	Cable, 1AWG SO Welding	R01971	1	1
	Terminal, 5/16 1-2Gauge Ring NI Loose	F05092-16	4	
	Washer, 3/8" Star External	F05011-36	3	
50	DECAL, HYDRAULIC WORKING PRESSURE	P85069	1	
51	DECAL, HYDRAULIC FLUID	P85068	1	

9.3 Hydraulic Control Box, LT40 Series DH5/7

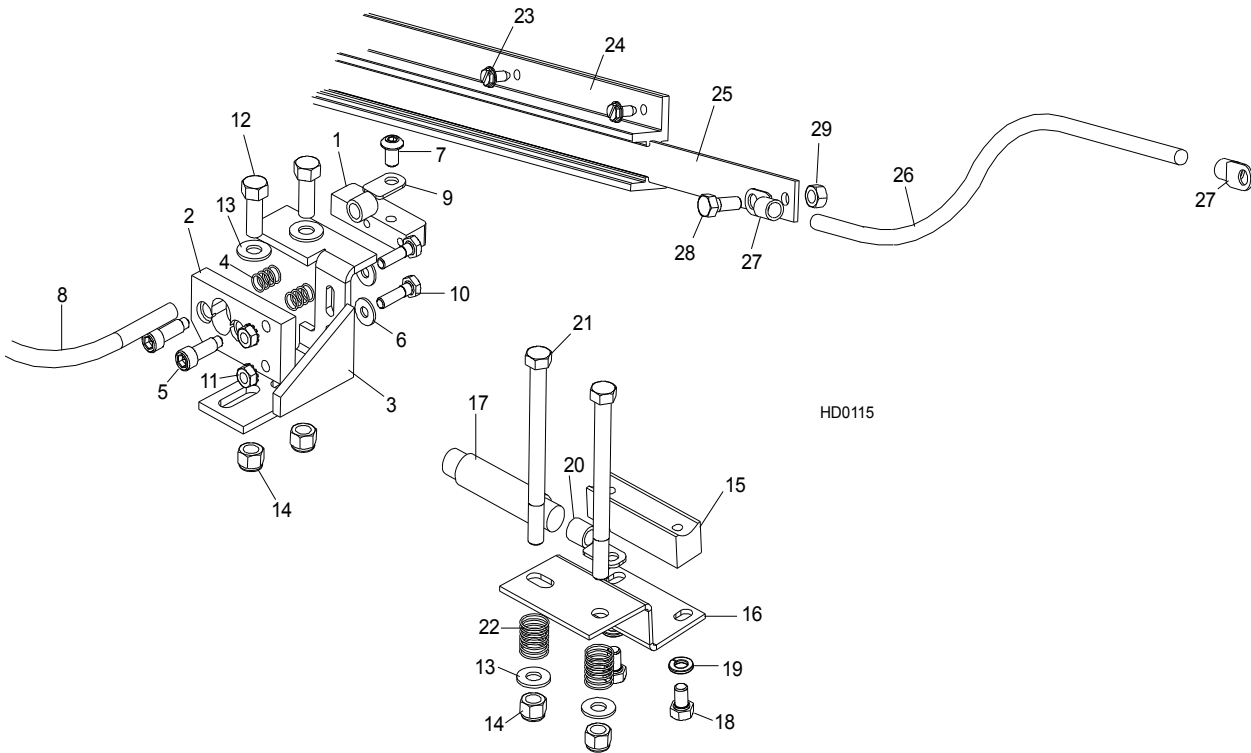


REF	DESCRIPTION (◆ Indicates Parts Available In Assemblies Only)	PART #	QTY.
	BOX ASSEMBLY, LT40 DH5 HYDRAULIC CONTROL	091740	1
1	Box Weldment, Hydraulic Pump Housing	091729-1	1
	Bracket, AC Hydraulic Control Box Complete	086518-1	1
	Bolt, M8X20-8.8-B, Hex Head Full Thread Zinc	F81002-4	4
	Washer, 8.4 External Star	F81054-3	4
2	Cover, AC Hydraulic Pump Housing Side	086484-1	1
3	Cover, AC/DC Hydraulic Pump Housing Top	091734-1	1
4	Bolt, M10x16-8.8 Hex Head Full Thread Zinc	F81003-13	3
5	Bolt, M10x35-8.8 Hex Head Full Thread Zinc	F81003-17	4

6	Bolt, M10x125 8.8 Carriage Head Zinc	F81003-34	4	
7	Nut, M10-8-B Hex Nylon Zinc Lock	F81033-1	6	
8	Washer, 10.5 Flat Zinc	F81055-1	13	
9	Guard, Hydraulic Crossover	092707-1	1	
10	Bolt, 3/8-16x1 Hex Head Grade 8	F05007-7	8	
11	Washer, 8.4 Flat Zinc	F81054-1	8	
12	Cap, Hydraulic Control Box	091733-1	1	
13	Screw, #10-24x1/2, Self Tap	F05015-7	2	
14	Washer, 22x26 Copper	F81061-5	2	
15	Grommet, 55mm Dia. Rubber	085614	1	
16	Pump Assy, W/Motor Hyd	P12701	2	
17	Fitting, 1/2NPT-1/2NPT Adaptor	015995	2	
18	Fitting, 1/2NPT-1/2 Hose Barb 90Deg	015997	2	
19	Clamp, 11/16 Worm	P12739	11	
20	Fitting, 1/4NPTx1/4JIC Male Elbow	P09142	3	
21	Fitting, 3/8" NPT - 3/8" Barb Elbow	P12708	2	
22	Fitting, 3/8" Barb Tee	015485	1	
23	Manifold, 1.2" W/Filter	P22683	1	
24	Fitting, 1/2" NPT - 3/8" Barb Elbow	P12707	2	
25	Bolt, 1/4-20 x 1/2" Hex Head Zinc Grade 2	F05005-15	2	
26	Washer, Z6.1 Split Lock Zinc	F81053-3	2	
27	Solenoid, 200A 12V SPST Hyd. Pump 1997	015470	2	
28	Bolt, M6X20-8.8-B, Hex Head Full Thread Zinc	F81001-2	4	
29	Washer, 6.4 Flat Zinc	F81053-1	12	
30	Nut, M6-8-B Hex Nylon Zinc Lock	F81031-2	4	
31	Fitting, 3/8NPT-1/4NPT Reducer	015490	1	
32	Valve, MTKA.VB Oil Flow Control	093794	1	
33	Fitting, M22x1.5 / 1/4 - 18 NPT Zinc	093139-1	2	
34	Fitting, VMNW10HS22	094486	1	
35	Fitting, PN10AOL13-90 Elbow	094485	1	
36	Fitting, 1/4 NPT x 1/4 JIC Male Run Tee	P09141	1	
37	Fitting, 1/4NPTx1/4JIC Male	P09143	1	
38	Fitting, 3/8 JIC - 1/4 NPT 90L	015491	2	
39	Bolt, M6x45-8.8 Hex Head Zinc	F81001-6	2	
40	Plate, MTKA Control Valve Spacer Zinc-Plated	094477-1	1	
41	Nut, M6-8-B Hex Nylon Zinc Lock	F81031-2	2	
42	Valve, HDS11/10 8-Section Hydraulic	091344	1	
43	Bolt, M10x20-5.8 Hex Head Full Thread Zinc	F81003-1	2	
44	Fitting, #6 SAE Male - 1/4" NPT Female	014686	2	
45	Fitting, 1/4NPT Branch Tee	015486	1	
46	Plug, 1/4" NPT Blank	096221	1	
47	Fitting, 1/4" NPT x 3/8" Hose Barb	014685	1	
48	Fitting, 3/8" O-Ring - 3/8" JIC	014687	5	
49	Fitting, #4 SAE - #6 SAE 45° Elbow	015488	7	
50	Fitting, #6 SAE 45° Elbow	015489	1	
51	Fitting, 3/8" O-Ring - 1/4" JIC	P26284	7	
52	Plate, 10-Section Valve Painted	091826-1	1	
53	Guard, 10-Section Valve Rubber	091739	1	
54	Screw, #10-24x1/2 Self-Tapping	F05015-7	8	

55	Bolt, M5x12-5.8 Hex Head Full Thread Zinc	F81000-5	4	
56	Washer, 5.5 Special Flat Zinc-Plated	F81052-3	8	
57	Nut, M5-8 Hex Zinc	F81030-1	4	
58	Decal, DH5 Hydraulic Control Box	094795	1	
	Decal, DH7 Hydraulic Control Box	094970	1	

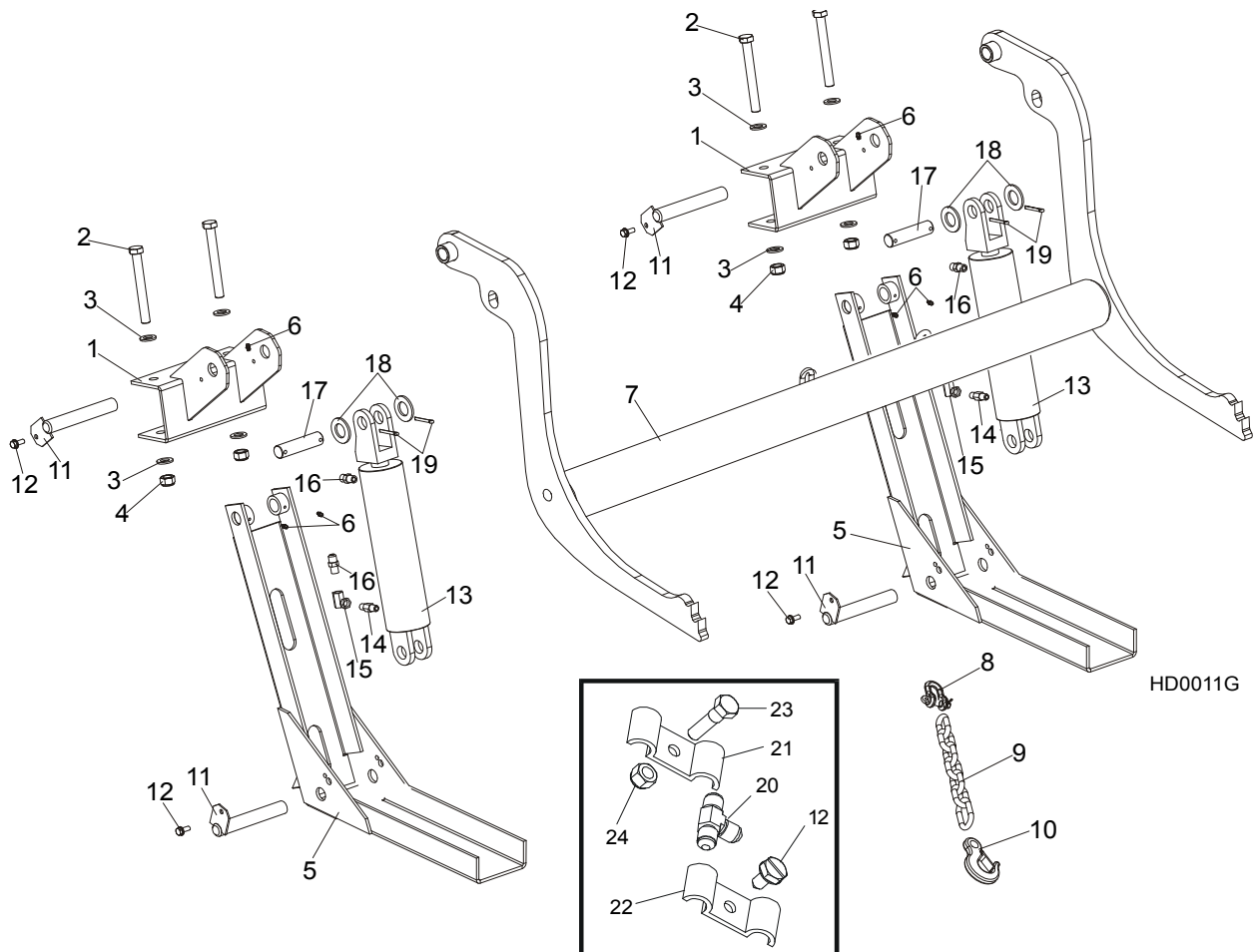
9.4 Hydraulic Power Supply Strip



REF	DESCRIPTION (◆ Indicates Parts Available In Assemblies Only)	PART #	QTY.	
	CONTACT ASSEMBLY, HYDRAULIC POWER SUPPLY (POSITIVE)	085968	1	
1	Contact, Hydraulic Power Supply (Positive)	015253	1	
2	Insulator, Positive Contact	S10072	1	
3	Bracket, Positive Contact Mounting	086380-1	1	
4	Spring, Positive Contact	P10077	2	
5	Bolt, 5/16" X 3/4" Shoulder (1/4-20 Thread)	F05006-44	2	
6	Washer, 8.4 Flat Zinc	F81054-1	2	
7	Screw, M8x12Socket Button Head Zinc	F81014-4	1	
8	Cable, H07V-K BK 1x50	R80591-1	0.7m	◆
9	Terminal, KO35/8	F81066-3	2	
10	Bolt, 1/4-20 X 1" Hex Head Grade 2	F05005-38	2	
11	Nut, 1/4-20 Hex Self-Locking	F05010-9	2	
12	Bolt, 3/8-16 X 1" Hex Head Grade 5	F05007-87	2	
13	Washer, 10.5 Flat	F81055-1	4	
14	Nut, 3/8-16 Hex Nylon Lock	F05010-10	4	
	CONTACT ASSEMBLY, HYDRAULIC POWER SUPPLY (GROUND)	A10066	1	
15	Contact, Hydraulic Power Supply (Ground)	015264	1	
16	Bracket, Ground Contact Mounting	090254-1	1	
17	Cable, H07V-K BK 1x50	R80591	0.76m	◆
18	Bolt, 5/16-18x1/2 HH Gr5	F05006-15	2	
19	Washer, 8.2 Split Lock	F81054-4	2	
20	Terminal, KO50/8	F81067-2	1	

21	Bolt, 3/8-16 X 4 1/2" Hex Head Grade 2	F05007-35	2	
22	Spring, Ground Contact	P04282	2	
23	Screw, 1/4-20 X 1/2" Slotted Hex Head	F05015-1	14	
	STRIP ASSEMBLY, HYDRAULIC POWER SUPPLY, SUPER97 SAWMILL	015564-0	1	
	Strip, Contact, complete	096234	1	
24	Housing, Contact Strip	P11976	1	◆
25	Strip, Contact	095932	1	◆
26	Cable, H07V-K BK 1x50	R80591-1	1.9m	◆
27	Terminal, KO50/8	F81067-2	2	
28	Bolt, 5/16-18 X 3/4" Hex Head Black Nylon	F05006-45	1	
29	Nut, 5/16-18 Hex Black Nylon	F05010-86	1	
	Tube, RC19/9,5 Heat Shrink Black	R80600-3	.03 m	◆
	Grommet, HEYCO Wire	P04137	1	

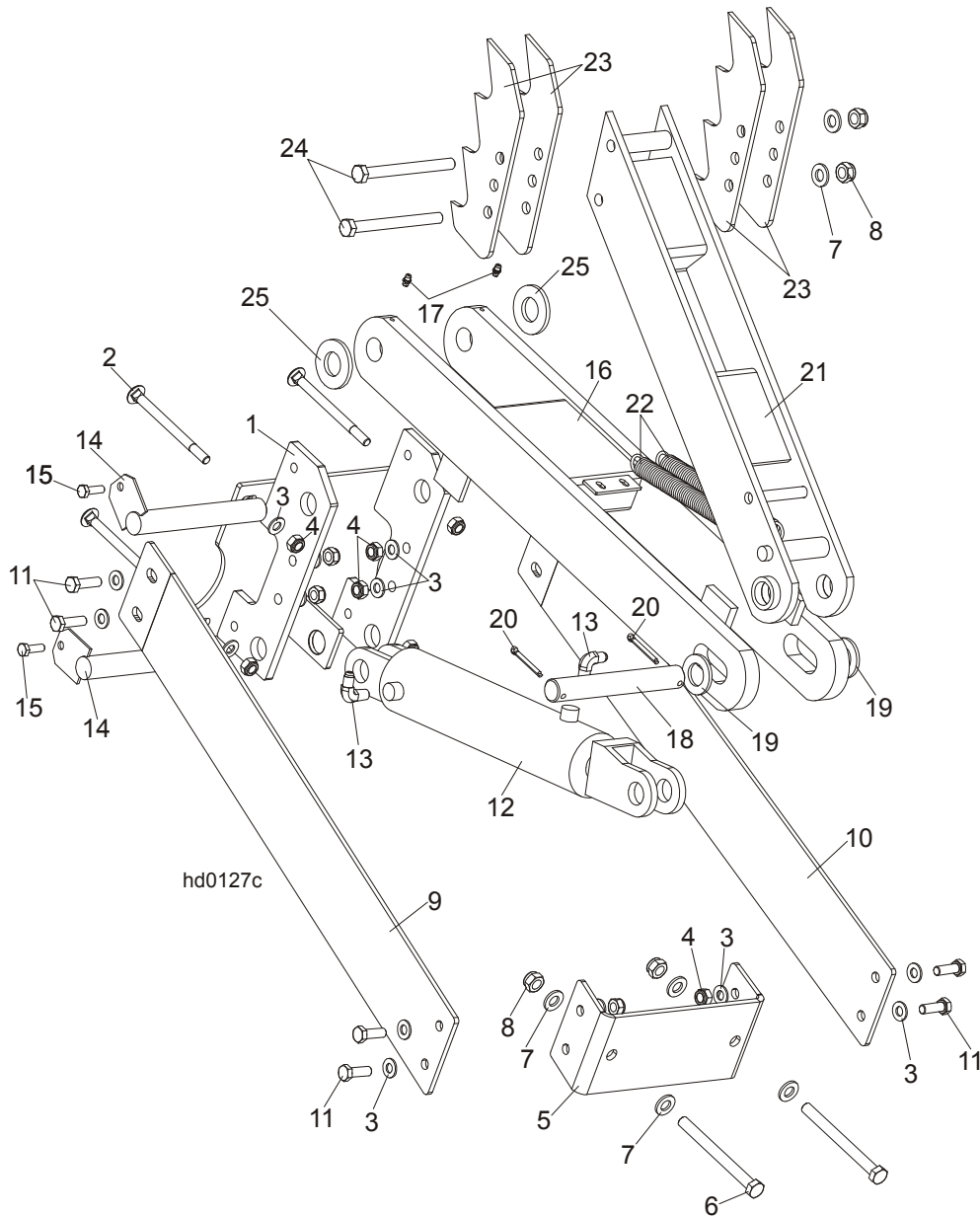
9.5 Hydraulic Log Loader



REF	DESCRIPTION (◆ Indicates Parts Available In Assemblies Only)	PART #	QTY.
	LOG LOADER, COMPLETE 2-ARM	090527	1
1	Bracket, Log Loader Mount	500747-70	1
2	Bolt, M16X140mm Hex Head Grade 8.8 Zinc	F81006-4	4
3	Washer, M16 Flat Zinc	F81058-1	8
4	Nut, M16 Hex Nylon Zinc Lock	F81036-2	4
5	Channel, Hydraulic Log Loading Foot Complete	090049	2
6	Fitting, 3/16x3/16 Straight Grease	P04107	6
7	Arm, Hydraulic Log Loading Complete	090044	1
8	Shackle, M-D .63	086540	1
9	Chain, Hydraulic Log Loader Safety	090007-1	1
10	Hook, 5/8 Safety Chain	P12075	1
11	Pin, Turner Arm	099127-1	4
12	Bolt, 5/16-18x3/4 Self Tap	F05015-30	4
13	Cylinder Assy, Log Loading Super	015562	2
14	Fitting, 1/4NPT Velocity Fuse 5.0GPM	015750	2
15	Fitting, 1/4NPT-1/4JIC Swivel Elbow	P12199	2
16	Fitting, 3/8JIC-1/4NPT Straight	015560	4

17	Pin, hydraulic cylinder zinc-plated	086979-1	2	
18	Sworzeń mocujący tlok ramienia ładowarki	086979-1	2	
19	Washer, 28 Flat Zinc	F81061-1	4	
20	Pin, 5x40 Cotter	F81043-31	2	
21	Narkętka M16-8-Fe/Zn5 PN-M/82175	F81036-2	4	
22	Fitting, 3/8 Barb Tee	015487	1	
23	Plate, 1/4 Hose Clamp Ptd	S09245	6	
24	Clamp, 3/8 Hose	016041	2	
25	Bolt, 5/16-18x1 Hex Head Zinc Grade 2	F05006-1	1	
26	Nut, 5/16-18 Self-Locking Nylon Zinc	F05010-58	1	

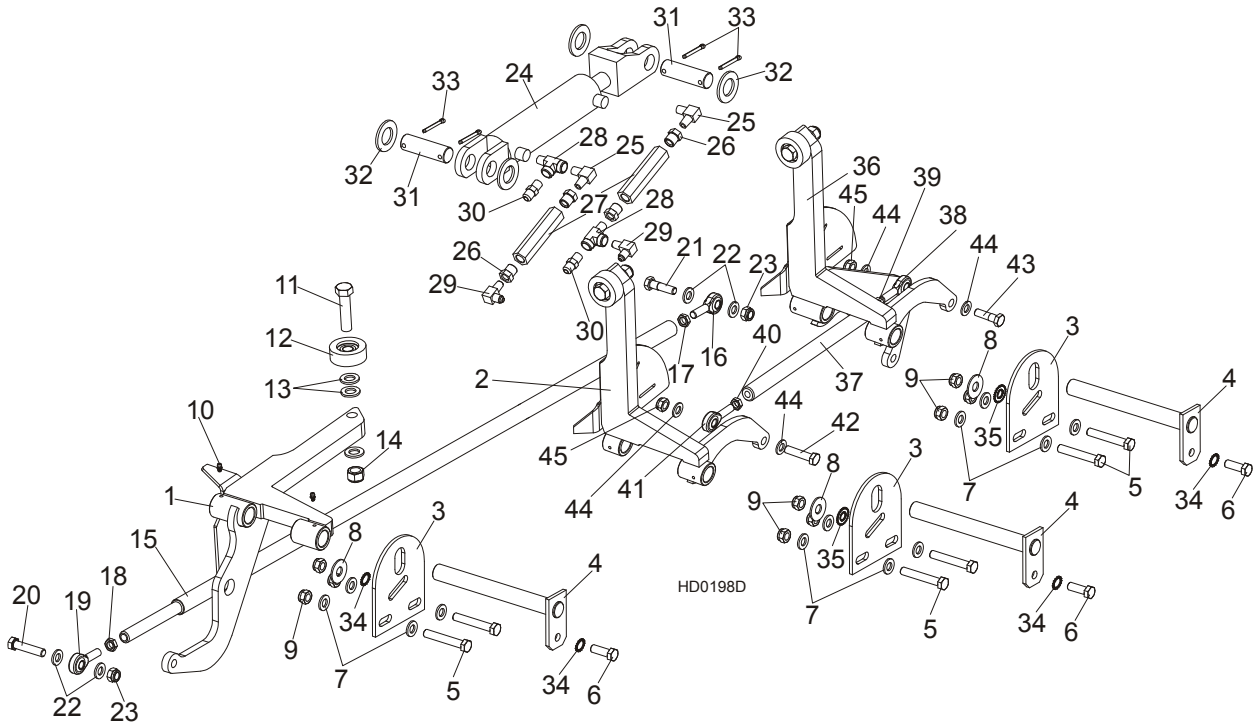
9.6 Hydraulic Log Turner



REF	DESCRIPTION (◆ Indicates Parts Available In Assemblies Only)	PART #	QTY.
	HYDRAULIC LOG TURNER FOR SHORT BED FRAMES	088711	1
1	Bracket, Hydraulic Log Turner Mount	088710-1	1
2	Bolt, M10x120 8.8 Mushroom Head Square Neck Zinc	F81003-33	4
3	Washer, M10 Flat Zinc	F81055-1	20
4	Nut, M10 Nylon Hex Zinc Lock	F81033-1	12
5	Bracket, Log Turner Front Mount	091046-1	1
6	Bolt, M12x130-8.8 Hex Head Zinc	F81004-36	2
7	Washer, M12 Flat Zinc	F81056-1	6
8	Nut, M12 Hex Nylon Zinc Lock	F81034-2	4
9	Plate, Short Log Turner Left Brace	091048-1	1
10	Plate, Short Log Turner Right Brace	091049-1	1
11	Bolt, M10x30mm Hex Head Grade 5.8 Zinc	F81003-2	8

	Cylinder Assy, Log Turner Super	015563	1	
12	Cylinder, CJ-S305-16-63/28/203 Hydraulic	088679	1	
13	Fitting, 1/4NPTx1/4JIC Male Elbow	P09142	2	
14	Pin, Log Turner Mount	088667-1	2	
15	Bolt, M8 x 25mm Hex Head Grade 5.8 Zinc	F81002-5	2	
16	Arm, Hydraulic Log Turner Link	088060-1	1	
17	Fitting, M6 Straight Grease	086280	2	
18	Pin, 25 x 180	088664	1	
19	Washer, 25 Flat Zinc	F81061-3	2	
20	Pin, 5x40 Cotter Zinc	F81043-31	2	
21	Arm, Hydraulic Log Turner Painted	088067-1	1	
22	Spring, 1 1/16x8x.135 Dia	015718	2	
23	Claw, Hydraulic Log Turner	088082-1	4	
24	Bolt, M12x130-8.8 Hex Head Zinc	F81004-36	2	
25	Washer, GTM-2644-015	093359	2	

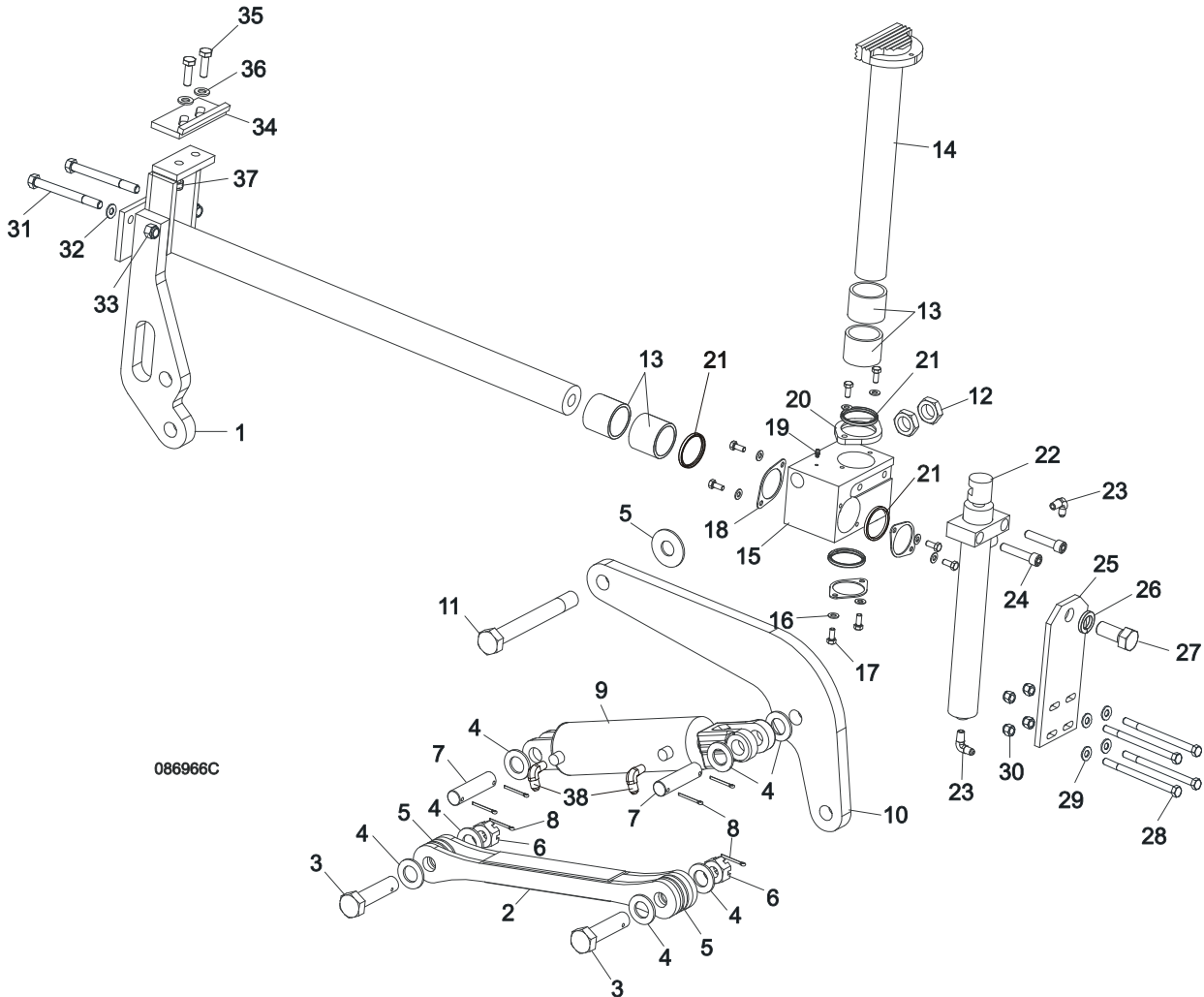
9.7 Hydraulic Log Side Supports



REF	DESCRIPTION (◆ Indicates Parts Available In Assemblies Only)	PART #	QTY.
	LOG SIDE SUPPORT KIT, S/M FRAME	507644	1
1	SUPPORT, HYDRAULIC LOG SIDE W/GUARD	099788-1	1
2	SUPPORT, LOG SIDE W/GUARD	507646-1	1
3	PLATE, LOG SIDE SUPPORT END	091591-1	3
4	PIN, LOG SIDE SUPPORT PIVOT	091549-1	3
5	BOLT, M12 X 75-8.8 HEX HEAD FULL THREAD ZINC	F81004-21	6
6	BOLT, M12 X 35-8.8 HEX HEAD FULL THREAD ZINC	F81004-24	3
7	WASHER, 13 FLAT ZINC	F81056-1	12
8	WASHER, 15 FLAT SPECIAL ZINC-PLATED	F81057-3	3
9	NUT, M12-8 HEX NYLON ZINC LOCK	F81034-2	9
10	FITTING, 3/16" STRAIGHT GREASE	P04107	6
11	BOLT, M16X65-8.8 HEX HEAD FULL THREAD	F81006-1	3
12	ROLLER ASSY, SIDE SUPPORT PTD	015014-1	3
13	WASHER, 17 FLAT ZINC	F81058-1	9
14	NUT, M16,HEX, NYLON ZINC LOCK	F81036-2	3
	ROD, SIDE SUPPORT LINK COMPLETE	091640	1
15	ROD, SIDE SUPPORT LINK ZINC-PLATED	089374-1	1
16	ROD END (LEFT THREAD)	087036	1
17	NUT, M12-04-A RIGHT HEX THIN	F81034-6	1
18	NUT, M12-04-A LEFT HEX THIN	F81034-7	1
19	ROD END (RIGHT THREAD)	087035	1
20	BOLT, M12 X 55-8.8 HEX HEAD FULL THREAD ZINC	F81004-12	1
21	BOLT, M12 X 45-8.8 HEX HEAD FULL THREAD ZINC	F81004-32	2
22	WASHER, 13 FLAT ZINC	F81056-1	4

23	NUT, M12-8 HEX NYLON ZINC LOCK	F81034-2	2	
	CYLINDER ASSEMBLY, SUPER HYDRAULIC LOG SIDE SUPPORT	015561	1	
24	CYLINDER, CJ-S270-16-50/28/152 HYDRAULIC	088678	1	
	SEAL KIT, 6" X 2" HYDRAULIC CYLINDER	P12954	1	
25	FITTING, #C3529X4 90° ELBOW	P09140	2	
26	FITTING, 3/8" NPT - 1/4" NPT REDUCER	015490	4	
27	VALVE, SIDE SUPPORT SEQUENCE	015484	2	
28	FITTING, C3759X4 MALE TEE	P09141	2	
29	FITTING, 3/8JIC-1/4NPT 90L	015491	2	
30	FITTING, 3/8" JIC - 1/4" NPT STRAIGHT	015560	2	
31	PIN, HYDRAULIC CYLINDER ZINC-PLATED	086979-1	2	
32	WASHER, 28 FLAT ZINC	F81061-1	4	
33	PIN, 5 X 40 COTTER	F81043-31	4	
34	WASHER, SPECIAL BOSART/2S, BN781 M12/13	F81056-16	4	
35	WASHER, SPECIAL BOSART/2S M12/12,3/30,3	F81056-17	2	
36	SUPPORT, LOG SIDE W/GUARD 2	507645-1	1	
	PUSHER, SUPPORT, LOG SIDE, L-380 SHORT	507647	1	
37	PUSHER, SUPPORT, LOG SIDE, L-320	505439-1	1	
38	END, ROD LEFT THREAD	087036	1	
39	NUT, M12-04-A RIGHT HEX THIN	F81034-6	1	
40	NUT, M12-04-A LEFT HEX THIN	F81034-7	1	
41	ROD END (RIGHT THREAD)	087035	1	
42	BOLT, M12 X 55-8.8 HEX HEAD FULL THREAD ZINC	F81004-12	1	
43	BOLT, M12 X 45-8.8 HEX HEAD FULL THREAD ZINC	F81004-32	1	
44	WASHER, 13 FLAT ZINC	F81056-1	4	
45	NUT, M12-8 HEX NYLON ZINC LOCK	F81034-2	2	

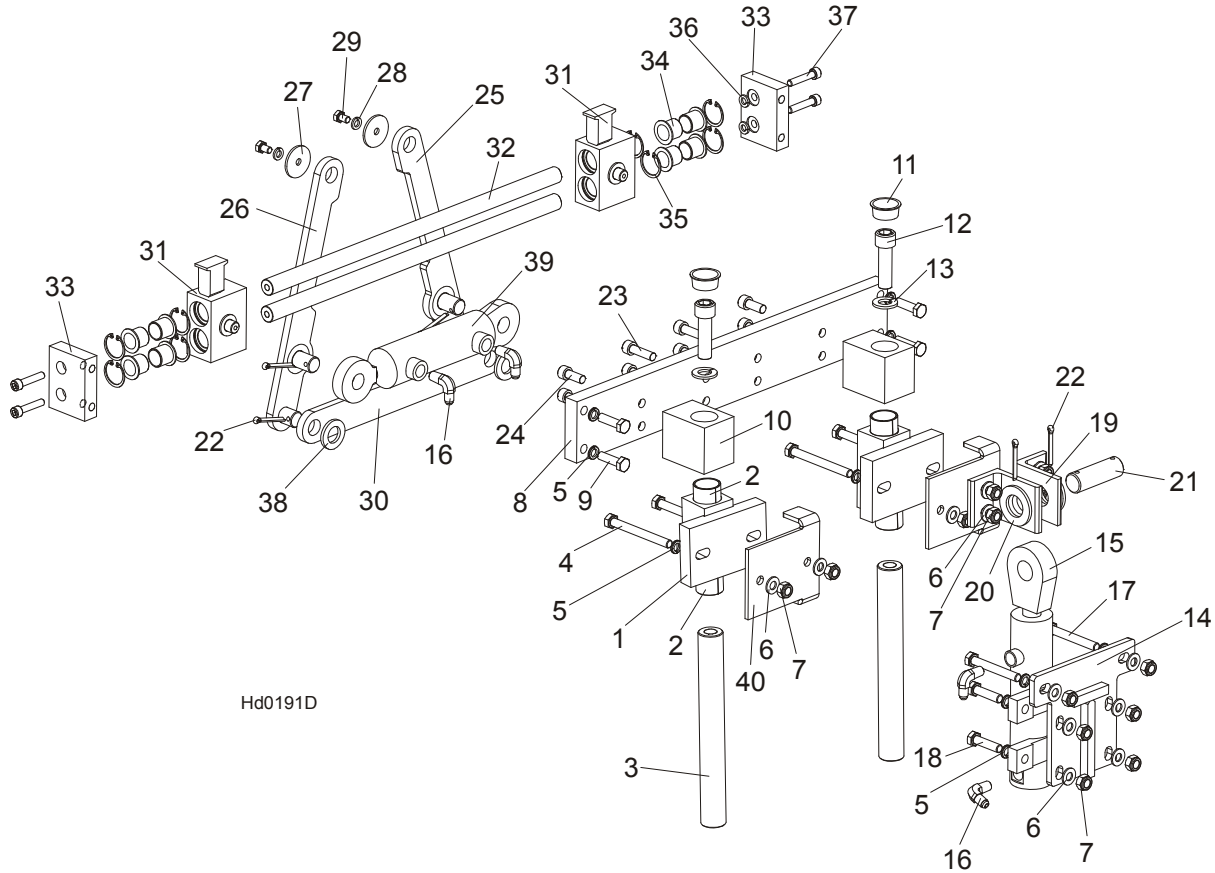
9.8 Hydraulic Log Clamp - Main



L.P.	OPIS (♦ wskazuje części dostępne jedynie w zespołach)	NUMER KAT.	SZT.
	HYDRAULIC LOG CLAMP ASSEMBLY	088658	1
1	Rod Weldment, Log Clamp Slide Ptd	086967-1	1
2	Arm Weldment, Hydraulic Clamp Link Ptd	086963-1	1
3	Pin, B 24x95/85-Clevis Zinc	F81049-2	1
4	Washer, 25 Flat Zinc	F81061-3	8
5	Washer, 25X63 Zinc-Plated	088585-1	5
6	Nut, Z M20-8-B-Slotted Castle Zinc	F81037-3	2
7	Pin, Hydraulic Cylinder Zinc-Plated	086979-1	2
8	Pin, S-Zn 6,3x45 Cotter	F81045-2	6
9	Cylinder, CJ-S96-16-70/32/178 Hydraulic	088589	1
10	Arm, Hydraulic Log Clamp Link Ptd	086974-1	1
11	Bolt, M24x217/39 -8.8-B- Hex Head Zinc	088586-1	1
12	Nut, M24 -04-B- Hex Thin Zinc	F81039-3	2
13	Bushing, 5040BS Self-Lubricating	088660	2

14	Rod Weldment, Log Clamp Vertical Painted	088582-1	1	
15	Block, Log Clamp Steel Ptd	088591-1	1	
16	Washer, 8.4 Flat Zinc	F81054-1	8	
17	Bolt, M8x20-8.8-B-Hex Head Full Thread Zinc	F81002-4	8	
18	Flange, Clamp Rod Wiper Ptd	088887-1	3	
19	Fitting, 3/16" Straight Grease	P04107	1	
20	Flange, Clamp Rod Wiper Ptd	088887-1	1	
21	Wiper, ZZ 50x60x7 Log Clamp Rod	088587	1	
22	Cylinder, CJ-S169-16-40/22/254 Hydraulic	088590	1	
23	Fitting, 1/4" NPT - 1/4" JIC Male Elbow	P09142	2	
24	Screw, M12x55 -8.8-B-Hex Socked Head Cap Zinc	F81004-23	2	
25	Plate, Log Clamp Mount Ptd	086975-1	1	
26	Washer, Z 22,5 Split Lock	F81059-4	1	
27	Bolt, M22x1,5x40 -8.8-B-Hex Head Full Thread Zinc	F81009-1	1	
28	Bolt, M10 x 125-8.8 Hex Head Zinc	F81003-18	4	
29	Washer, 10.5 Flat Zinc	F81055-1	8	
30	Nut, M10-8-B Hex Nylon Zinc Lock	F81033-1	4	
31	Bolt, M12x130-8.8-Hex Head Zinc	F81004-36	2	
32	Washer, 13 Flat Zinc	F81056-1	2	
33	Nut, M12-8 Hex Zinc	F81034-1	2	
	STOP KIT, CLAMP	K09485	1	
34	Stop Wldmt, Hydraulic Log Clamp Ptd	086980-1	1	
35	Bolt, M12 x 40 8.8 Hex Head Full Thread Zinc	F81004-4	2	
36	Washer, 13 Flat Zinc	F81056-1	2	
37	NUT, M12-8 HEX NYLON ZINC LOCK	F81034-2	4	
38	FITTING, 3/8JIC-1/4NPT 90L	015491	2	

9.9 Hydraulic Pull-Down Clamp

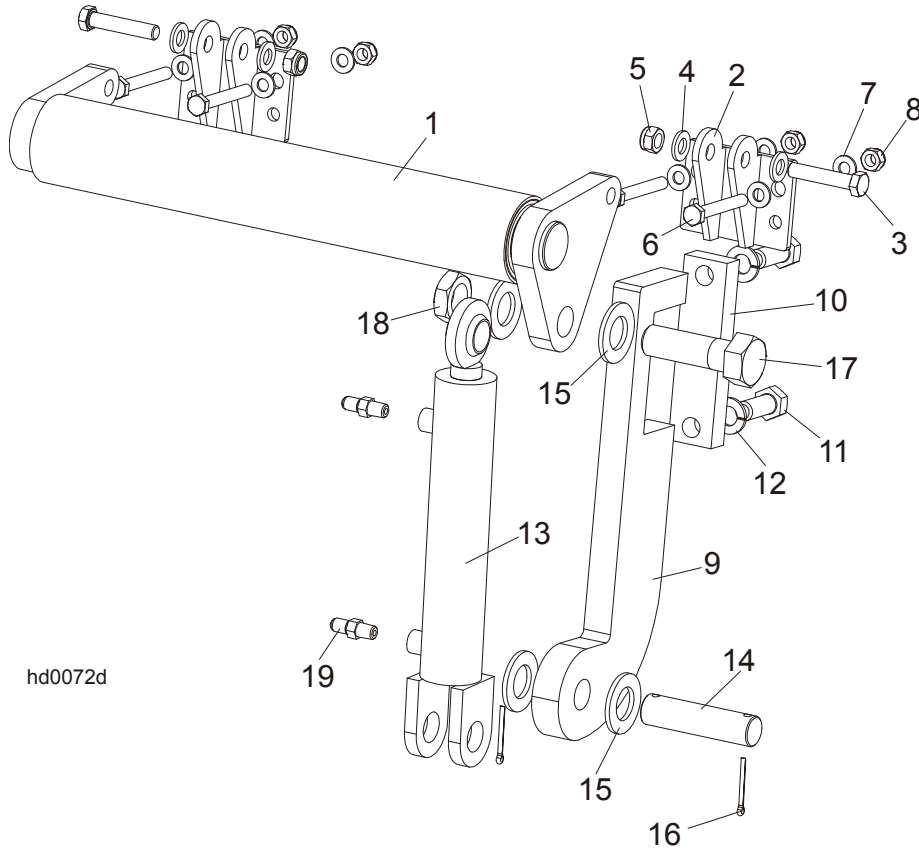


Hd0191D

REF	DESCRIPTION (◆ Indicates Parts Available In Assemblies Only)	PART #	QTY.
	LEFT HYDRAULIC LOG CLAMP ASSEMBLY, COMPLETE	094129	1
	GUIDE BLOCK W/SELF-LUBRICATING BUSHINGS	090544	2
1	BLOCK WELDMENT, LOG CLAMP GUIDE PTD	090543-1	2
2	BUSHING, 3040BS SELF-LUBRICATING	088676	2
3	Pin, Log Clamp Up/Down	088631	2
4	Bolt, M10x95-8.8-B Hex Head Zinc	F81003-71	4
5	Washer, 10.2 Split Lock Zinc	F81055-2	14
6	Washer, 10.5 Flat Zinc	F81055-1	14
7	Nut, M10-8-B Hex Nylon Zinc Lock	F81033-1	14
8	Beam, Log Clamp Main Zinc-plated	094115-1	1
9	Bolt, M10x35-8.8 Hex Head Full Thread Zinc	F81003-17	4
10	Block, Log Clamp Up/Down Painted	094124-1	2
11	Plug, M33 Thread #12428	089839	2
12	Screw, M16x55-8.8 Hex Socket Head Cap Zinc	F81006-18	2
13	Washer, 16.3 Split Lock Zinc	F81058-2	2
14	Plate Weldment, Hydraulic Cylinder Mounting Painted	094094-1	1
15	Cylinder, CJ7F-16/40/22 + UE2-40W Hydraulic	091346	1

16	Fitting, 90° Male Elbow	P09142	2	
17	Bolt, M10x75-8.8 Hex Head Zinc	F81003-15	2	
18	Bolt, M10x40-8.8 Hex Head Full Thread Zinc	F81003-16	4	
19	Bracket, Hydraulic Cylinder Mounting Painted	094127-1	2	
20	Washer, 28 Flat Zinc	F81061-1	2	
21	Pin, 25x75 Zinc-plated	088659-1	1	
22	Pin, S-Zn 5x40 Cotter Zinc	F81043-31	4	
23	Screw, M10x35 8.8 Hex Socket Head Cap Zinc	F81003-56	4	
24	Screw, M10x25 8.8 Hex Socket Head Cap Zinc	F81003-32	4	
25	Link, Log Clamp In/Out Side Zinc-plated (1)	094097-1	1	
26	Link, Log Clamp In/Out Side Zinc-plated (2)	094099-1	1	
27	Washer, Zinc-plated Spacer	094128-1	1	
28	Washer, 8.2 Split Lock Zinc	F81054-4	2	
29	Bolt, M8x12-8.8 Hex Head Full Thread Zinc	F81002-6	2	
30	Arm, Log Clamp In/Out Zinc-plated	094092-1	1	
31	Jaw Weldment, Log Clamp Zinc-plated	094120-1	2	
32	Rod, Log Clamp Jaw Guide	094116	2	
33	Plate, Locking Zinc-plated	094117-1	2	
34	Bushing, JFM-2023-21 Flanged	094113	8	
35	Ring, W 31 Inside Retaining	F81090-15	8	
36	Washer, 8.2 Split Lock Zinc	F81054-4	4	
37	Screw, M8x40-8.8 Hex Socket Head Cap Zinc	F81002-29	4	
38	Washer, 21 Flat Zinc	F81059-2	2	
39	Cylinder SJ2F-16-40/22/80 Hydraulic	093880	1	
40	Bracket, Log Clamp Mount Painted	094098-1	2	

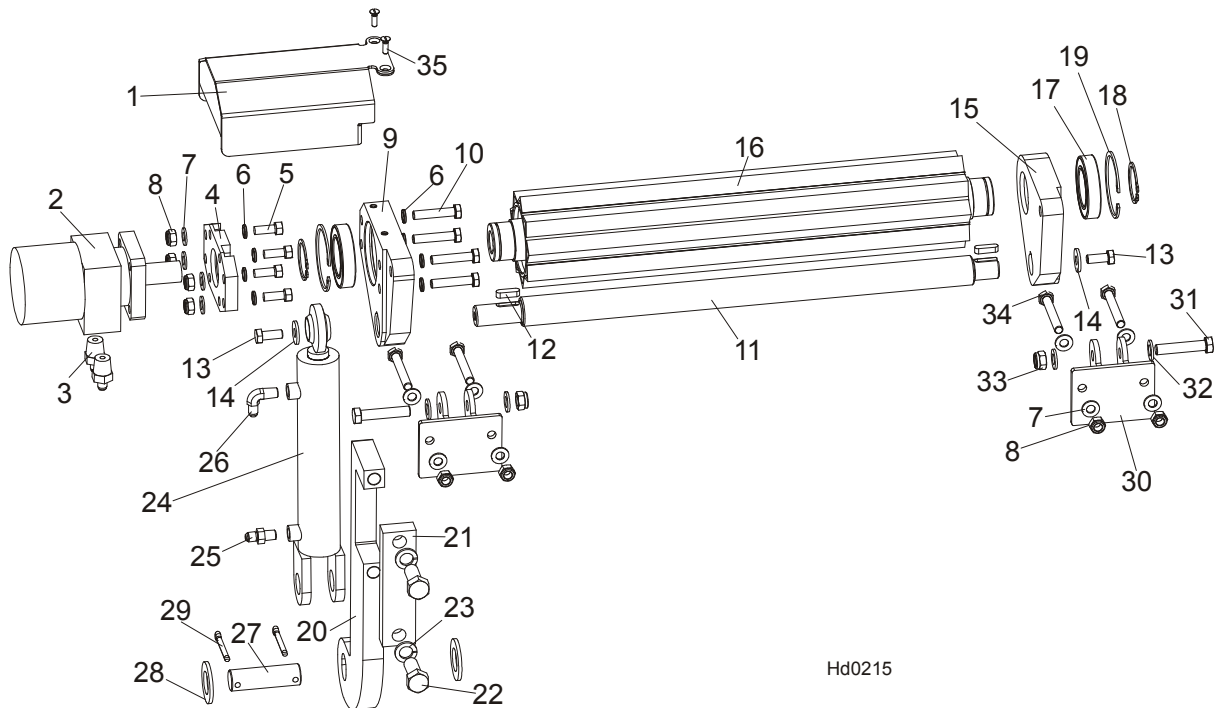
9.10 Hydraulic Toe Board



hd0072d

REF	DESCRIPTION (◆ Indicates Parts Available In Assemblies Only)	PART #	QTY.
	HYDRAULIC TOE BOARD - FRONT	092613	1
	HYDRAULIC TOE BOARD - REAR	092634	1
1	Toe Board Weldment, Hydraulic - Front	092612-1	1
	Toe Board Weldment, Hydraulic - Rear	086253-1	1
2	Bracket, Toe Board Roller Mount	087903-1	4
3	Bolt, M12x60mm Hex Head Grade 8.8	F81004-5	4
4	Washer, M12 Flat Zinc	F81056-1	8
5	Nut, M12 Hex Nylon Zinc Lock	F81034-2	4
6	Bolt, M10x75-8.8 Hex Head Zinc	F81003-15	8
7	Washer, M10 Flat Zinc	F81055-1	16
8	Nut, M10 Nylon Hex Zinc Lock	F81033-1	8
9	Bracket, Hydraulic Toeboard Mount	087729-1	2
10	Plate, Hydraulic Toeboard Mount	090086-1	2
11	Bolt, M16x40mm Hex Head Full Thread Grade 5.8 Zinc	F81006-13	4
12	Washer, 17 Split Lock	F81058-2	4
13	Cylinder, CJ-S170-16-40/25/152 Hydraulic	088681	2
14	Pin, Cylinder Mount	086979-1	2
15	Washer, 28 Flat Zinc	F81061-1	8
16	Pin, 3/16x1.5 Cotter	F05012-23	4
17	Bolt, 1-8x31/4 Hex Head Grade 5	F05009-51	2
18	Nut, 1-14 Hex Jam Unplated	F05010-117	2
19	Fitting, 1/4NPTx1/4JIC Male	P09143	4

9.11 Power Toe Roller (Option)



Hd0215

REF	DESCRIPTION (◆ Indicates Parts Available In Assemblies Only)	PART#	QTY.
	POWER ROLLER	507688	1
1	Cover, Hydraulic Motor	507690-1	1
2	Motor, MG06-13-13AAAB Hyd	P21506	1
3	Fitting, 1/2-14NPT/ 7/16-20UNF	096919	2
4	Plate, Hydraulic Motor Mount	096030-1	1
5	Screw, 3/8-16x1, HHC	F05007-7	4
6	Washer, 10.2 Split Lock Zinc	F81055-2	4
7	Washer, 10,5 Flat Zinc	F81055-1	12
8	Nut, M10-8-B Nylon Hex Zinc Lock	F81033-1	8
9	Bracket, Side w/HydroMotor Connector	507684-1	1
10	Bolt, M10x50-8.8-Hex Head Full Thread Zinc	F81003-4	4
11	Rod	096034	1
12	Key, A8x7x28 Parallel	096035	2
13	Bolt, M10x25 8.8 Hex Head Full Thread Zinc	F81003-31	2
14	Washer, 10,5 Zinc Flat Special	F81055-6	2
15	BRACKET SIDE PAINTED	507687-1	1
16	Roller, Pivot - Wldmt	096028-1	1
17	Bearing, 6009.2RSR	096025	2
18	Ring, Z 45 Spring Retaining	F81090-32	2
19	Ring, W 75 Spring Retaining	F81090-41	2
20	Plate, Toe Board Cylinder Mount	087729-1	1
21	Plate, Hydraulic Toe Board Mount	090086-1	1
22	Bolt, M16x40-8.8 Hex Head Full Thread Zinc	F81006-13	2
23	Washer, 16,3 Split Lock Zinc	F81058-2	2
	Cylinder, Hydraulic Toe Boards	085937	1
24	Cylinder, CJ-S170-16-40/25/152 Hydraulic	088681	1
25	Fitting, C5205x4x4 Male	P09143	1

9

Hydraulic System*Power Toe Roller (Option)*

26	Fitting, 1/4NPTx1/4JIC Male Elbow	P09142	1	
27	Pin, Hydraulic Cylinder Zinc	086979-1	1	
28	Washer, 28 Flat Zinc	F81061-1	2	
29	Pin, S-Zn 6,3x45	F81045-2	2	
30	Bracket, Toe Board Roller Mount	087903-1	2	
31	Bolt, M12x60-8.8 Hex Head Zinc	F81004-5	2	
32	Washer, 13 Zinc Flat	F81056-1	4	
33	Nut, M12-8 Hex Nylon Zinc Lock	F81034-2	2	
34	Bolt, M10x75-8.8-Hex Head Zinc	F81003-15	4	
35	SCREW, M6x20- 4.8-B Fe/Zn5 PN-85/M-8220	F81001-31	2	