

Wood-Mizer®

Parts Manual

LT40 Series DH

rev. F3.05



Safety is our #1 concern! Read and understand all safety information and instructions before operating, setting up or maintaining this machine.

Form #607

Table of Contents

Section-Page

SECTION 1	GENERAL INFORMATION	1-1
1.1	How To Use the Parts List.....	1-1
1.2	Sample Assembly	1-1
SECTION 2	BLADE GUIDE ROLLERS & ARM	2-1
2.1	Blade Guide Assembly, Idle Side (Standard).....	2-1
2.2	Blade Guide Assembly, Idle Side (Optional).....	2-3
2.3	Blade Guide Assembly, Drive Side (Optional).....	2-5
2.4	Blade Guide Mount Block (LT40 Wide)	2-7
2.5	Blade Guide Mount Block (LT40 Wide)	2-8
2.6	Idle Side Blade Guide Assembly, Optional (LMS).....	2-9
2.7	Blade Guide Assembly, Drive Side.....	2-11
2.8	Blade Guide Arm & Rollers	2-13
2.9	Blade Guide Arm Drive Assembly.....	2-14
2.10	Drive Assembly, Blade Guide Arm (LT40 Wide)	2-16
2.11	Drive Roller, Blade Guide Arm	2-18
2.12	Idler Roller, Blade Guide Arm	2-19
SECTION 3	BLADE WHEELS & TENSIONER	3-1
3.1	Blade Drive Assembly.....	3-1
3.2	Idle Blade Wheel Assembly	3-3
3.3	Blade Tensioner Guide Arms (LT40 Wide)	3-4
3.4	Hydraulic Blade Tensioner Assembly.....	3-5
SECTION 4	SAW HEAD	4-1
4.1	Middle Throat Screw.....	4-1
4.2	Water Lube Solenoid Valve (not available in EC version)	4-1
4.3	Clutch Lever Assembly	4-2
4.4	Brake Assembly.....	4-4
4.5	Board Return Assembly	4-5
4.6	Water Lube Assembly	4-7
4.7	LT40DC Saw Head Decals	4-9
4.8	Blade Housing Covers	4-11
4.9	Drive Belt Covers	4-13
4.10	Sawdust Chute	4-14
4.11	Saw Head Pin	4-15
4.12	Saw Head Rest Bracket. Plate Mount.	4-16
4.13	LT20/40 Saw Head Rest Bracket	4-17
4.14	Saw Head Support Bracket (New M-type Frame, Mobile Sawmills)	4-18
4.15	Saw Head Rest Assembly, LT40M - 2.2	4-19
4.16	LT40 Wide Saw Head Parts	4-20
4.17	Motor Mount Clamp	4-22

Table of Contents

Section-Page

4.18	Blade Guide Arm w/Drive	4-23
SECTION 5 CONTROL & BATTERY BOXES		5-1
5.1	Control Assembly, LT40 Series DH	5-1
5.2	Control Assembly (Gas/Diesel), Optional Equipment	5-4
5.3	Control Box Bracket.....	5-6
5.4	Drum Switches	5-7
5.5	Circuit Breakers	5-8
5.6	Solenoid Assemblies	5-9
5.7	Battery Box Assembly, LT40 Series	5-10
SECTION 6 UP/DOWN SYSTEM		6-1
6.1	Saw Head V-Brace Mount	6-1
6.2	Blade Height Scale	6-2
6.3	Up/Down Chain & Sprockets.....	6-4
6.4	Up/Down Motor Assembly, LT40 Series	6-6
6.5	Up/Down Drive Assembly, LT40 Series	6-7
SECTION 7 POWER FEED & TRACK ROLLERS		7-1
7.1	Upper Track Rollers And Wipers.....	7-1
7.2	Power Feed AssemblyLT40 Series	7-2
7.3	Feed Chain/Stop, LT40 Series	7-4
7.4	Lower Track Rollers	7-6
SECTION 8 BED FRAME ASSEMBLY		8-1
8.1	Bed Rail Assembly, Front (S/M Type Frame)	8-1
8.2	Bed Rail Assembly, Rear (S/M Type Frame)	8-2
8.3	Angled Bed Rail ("S" Type Frame)	8-3
8.4	Bed Rail Assembly, Front Middle (S/M Type Frame).....	8-5
8.5	Bed Rail Assembly, Rear Middle	8-6
8.6	Additional Angled Bed Rail (Long)	8-7
8.7	Additional Flat Bed Rail (Long)	8-8
8.8	Additional Flat Bed Rail (Short)	8-9
8.9	Additional Angled Bed Rail (Short)	8-10
8.10	Clamp Mount Assembly, Front (DH5/7).....	8-11
8.11	Bed Extension LT40 (0.9m) - Complete	8-12
8.12	Fine Adjust Outrigger Leg	8-14
8.13	Clamp Mount Assembly, Rear (DH5/7)	8-15
8.14	Adjustable Legs	8-16
8.15	Adjustable legs (M Frame)	8-17
8.16	Complete Adjustable Leg (at hitch)	8-18
8.17	Board Return Table Leg - Complete	8-19

Table of Contents

Section-Page

8.18	Angled Bed Rails, "M" Frame	8-20
8.19	Plate Set, M Type Frame Bed Rail 1-2 & 2-3 (Option)	8-22
8.20	Board Return Table, Stationary "M" Frame Option	8-23
8.21	Long Table	8-26
8.22	Pivot Bed Rail Assembly.....	8-28
8.23	Bed Rail Assembly, Optional End.....	8-29
8.24	Log Side Support Assembly (Manual)	8-30
8.25	Tie Down Chain Assembly	8-32
8.26	Saw Head Transport Bracket	8-32
8.27	Saw Head Transport Bracket (for beds w/angled bed rails)	8-34
8.28	Saw Head Rest Pin Assembly	8-35
8.29	Saw Head Rest Pin Assembly ("M" Frame)	8-36
8.30	Saw Head Rest Bracket (LT20/40 Sawmills).....	8-38
8.31	Saw Head Bracket LT40 WIDE	8-39
8.32	Inspection Platform	8-40
8.33	Inspection Platform (New M-type Frame, Mobile Sawmills)	8-41
8.34	Inspection Platform for Wide "M" Frame	8-42
8.35	Inspection Platform (M-type Frame Sawmills).....	8-43
8.36	Remote Equipment for Installation on a Wall (Cutting Length of 6.5 m)	8-44
8.37	Remote Equipment for Installation on a Wall (Cutting Length of 6.5-10 m).....	8-45
8.38	Guide Rail Support Post.....	8-46
8.39	Guide Rail Support Post.....	8-48
8.40	4-Post Remote Set	8-50
8.41	5-Post Remote Set	8-51
8.42	Octagonal Profile Sawing Tool (Option)	8-52
8.43	Sawmill Transport Bracket Assembly (Option).....	8-53
8.44	Bed Frame Decals	8-54
8.45	Stationary Legs for "M" Frame. 522944	8-55
8.46	Stationary Legs for "S" Frame. 526546	8-56
8.47	Inspection Platform (M-type Frame Sawmills). 555380	8-58

SECTION 9 HYDRAULIC SYSTEM

9-1

9.1	Hydraulic Hoses, LT40 Series DH.....	9-1
9.2	Hydraulic Box, LT40 DC	9-3
9.3	Hydraulic Control Box, LT40 Series DH3.....	9-3
9.4	Hydraulic Control Box, LT40 Series DH5/7	9-6
9.5	Hydraulic Control Box, AH 7-Section LT40/70 4kW (Option)	9-8
9.6	Hydraulic Box, LT40/70 AC 14-Section	9-10
9.7	Hydraulic Box, DH 8-Section	9-13
9.8	Shock Absorber Assembly - Option for Sawmills Equipped with Hydraulics.....	9-16
9.9	Hydraulic Power Supply Strip.....	9-18
9.10	Hydraulic Log Loader	9-20
9.11	Hydraulic Log Loader, Extended for "S", "M" and "M Super" Frames with 2.5 t. and 2.6 t. Trailer	9-22

Table of Contents

Section-Page

9.12	Hydraulic Log Turner.....	9-24
9.13	Hydraulic Log Turner Hydraulic Log Side Supports	9-26
9.14	Main Hydraulic Log Clamp (2 Rods)	9-29
9.15	Hydraulic Log Clamp - main.....	9-31
9.16	Hydraulic Pull-Down Clamp.....	9-33
9.17	Main Log Clamp (540970)	9-35
9.18	Two-Plane Log Clamp - M-type Frame +100 (544213)	9-37
9.19	Hydraulic Toe Board	9-39
9.20	Hydraulic Toe Board, Bottom Bed Rail (Option)	9-40
9.21	Driven Log Levelling Roller (mounted on lower bed rail)	9-41
9.22	Driven Log Levelling Roller, Lower Bed Rail (Option)	9-43
9.23	Driven Log Levelling Roller, Right w/2 Cylinders (Option)	9-45
9.24	Driven Log Levelling Roller, Left w/2 Cylinders	9-47
9.25	Left Hydraulic Toe Board (on Lower Bed Rail)	9-49
9.26	Front Box. 555407	9-51
9.27	Front Box. 555413	9-53
9.28	Front Box. 555409	9-55
9.29	Front Box. 555411	9-57
9.30	Front Box. 555412	9-59
9.31	589518-1Rear Box. 555370	9-61
9.32	Front Box, 555384	9-64
9.33	Front Box. 555410	9-66
9.34	Front Box. 555408	9-68

SECTION 1 GENERAL INFORMATION

1.1 How To Use the Parts List

- Use the index above to locate the assembly that contains the part you need.
- Go to the appropriate section and locate the part in the illustration.
- Use the number pointing to the part to locate the correct part number and description in the table.
- Parts shown indented under another part are included with that part.
- Parts marked with a diamond (◆) are only available in the assembly listed above the part.

See the sample table below. Sample Part #A01111 includes part F02222-2 and subassembly A03333. Subassembly A03333 includes part S04444-4 and subassembly K05555. The diamond (◆) indicates that S04444-4 is not available except in subassembly A03333. Subassembly K05555 includes parts M06666 and F07777-77. The diamond (◆) indicates M06666 is not available except in subassembly K05555.

1.2 Sample Assembly				
REF.	DESCRIPTION (◆ Indicates Parts Available In Assemblies Only)	PART #	QTY	
	Sample Assembly, Complete (Includes All Indented Parts Below)	A01111	1	
1	Sample Part	F02222-22	1	
	Sample Subassembly (Includes All Indented Parts Below)	A03333	1	
2	Sample Part (◆ Indicates Part Is Only Available With A03333)	S04444-4	1	◆
	Sample Subassembly (Includes All Indented Parts Below)	K05555	1	
3	Sample Part (◆ Indicates Part Is Only Available With K05555)	M06666	2	◆
4	Sample Part	F07777-77	1	

To Order Parts:

- From Europe call our European Headquarters and Manufacturing Facility in Kolo, Poland at **+48-63-2626000**. From the continental U.S., call our toll-free Parts hotline at **1-800-525-8100**. Have your customer number, vehicle identification number, and part numbers ready when you call. From other international locations, contact the Wood-Mizer distributor in your area for parts.

Office Hours:

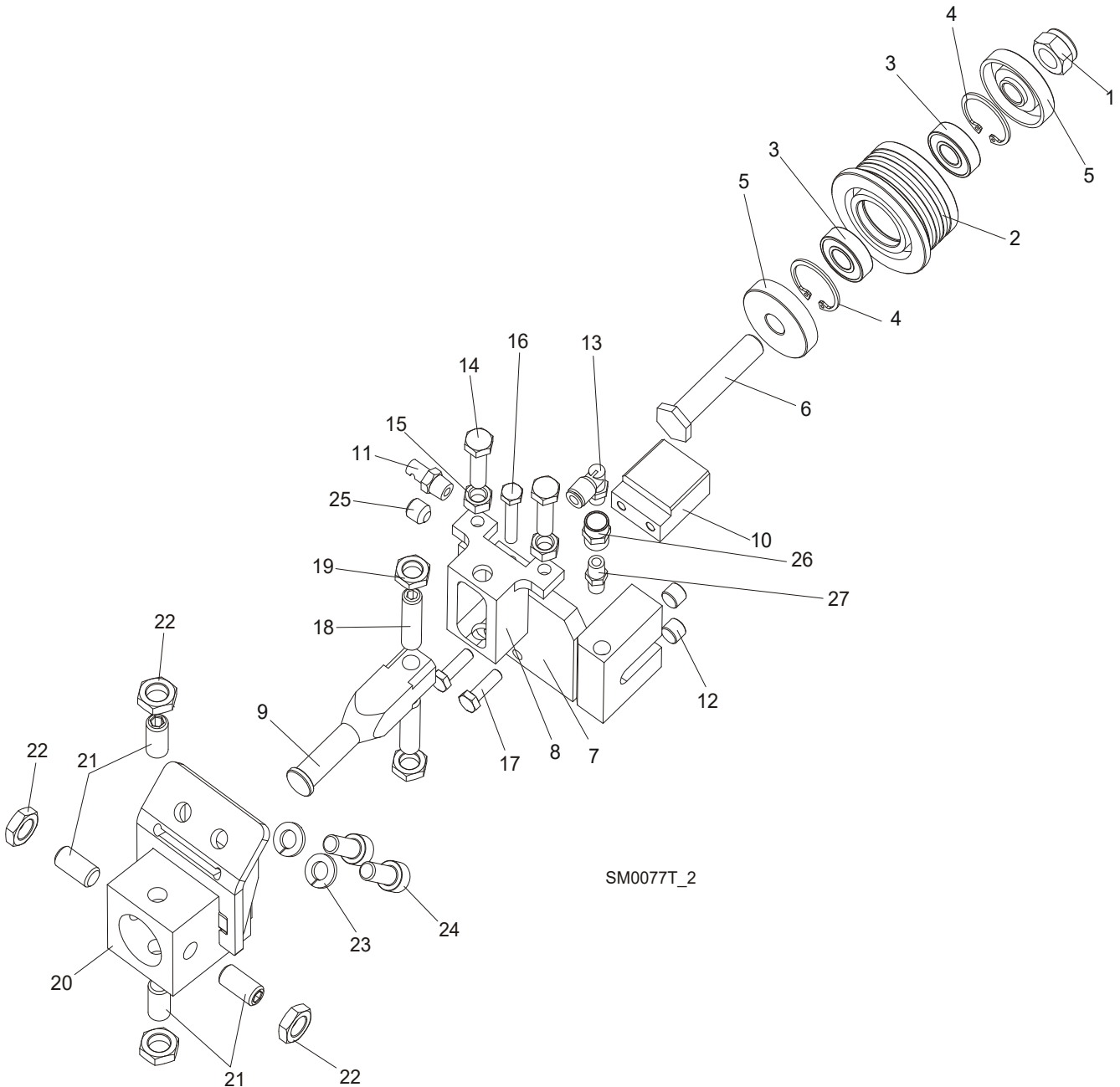
Country	Monday - Friday	Saturday	Sunday
Poland	7-15	Closed	Closed
US	8 a.m.- 5 p.m.	8 a.m.- 12 p.m.	Closed



CAUTION! It is strongly recommended that only original spare parts be used.

SECTION 2 BLADE GUIDE ROLLERS & ARM

2.1 Blade Guide Assembly, Idle Side (Standard)



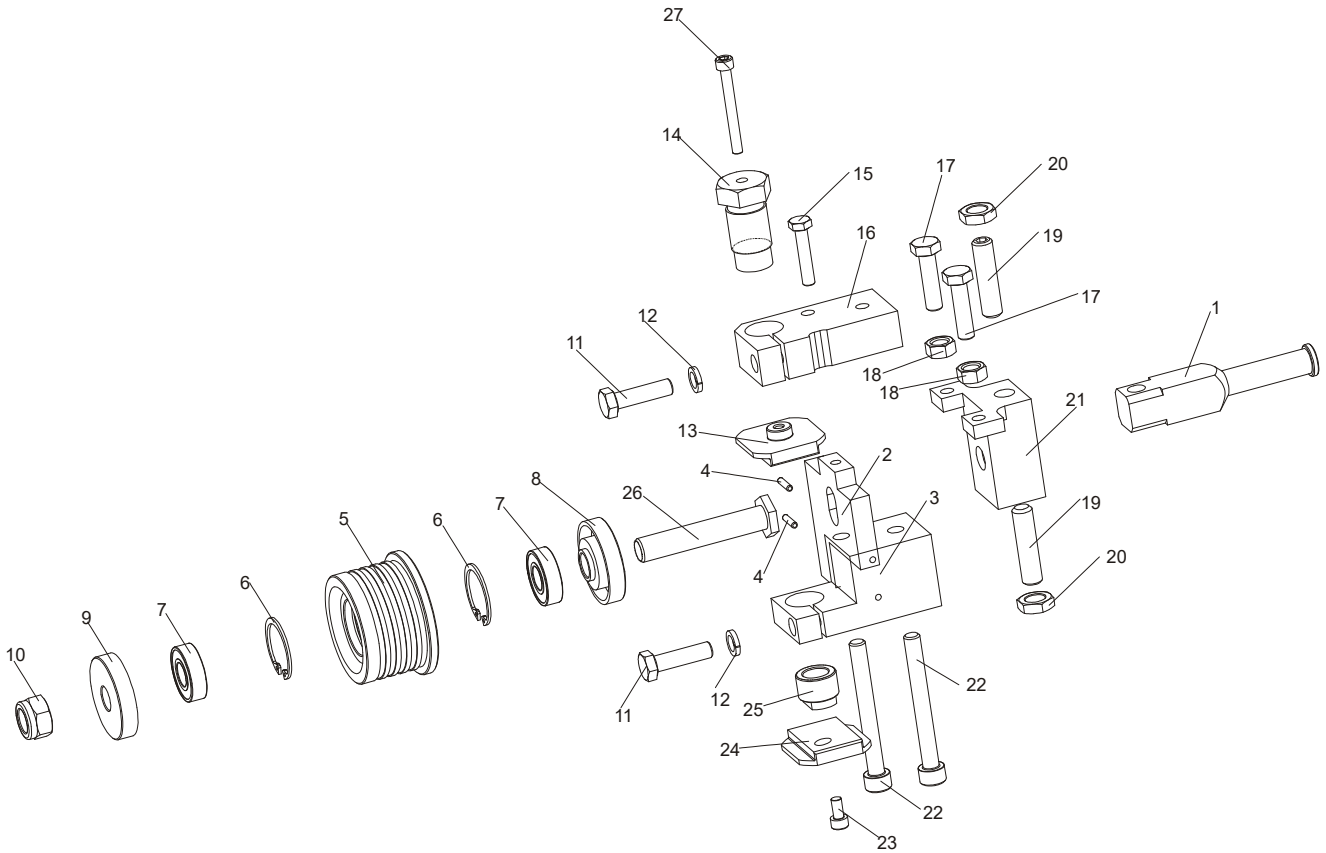
REF.	DESCRIPTION (◆ Indicates Parts Available In Assemblies Only)	PART#	QTY
	BLADE GUIDE ASSEMBLY, IDLE SIDE	092523	1
	BLADE GUIDE ASSEMBLY, IDLE SIDE, EXTENDED (for optional use with 1 1/2" blades)	092994	1
	Roller, Blade Guide Narrow w/Bearings	088261	1
	Roller, Blade Guide w/Bearings Extended (for optional use with 1 1/2" blades)	092939	1
1	Nut, M12-8 Hex Nylon Zinc Lock	F81034-2	1
2	Roller, Blade Guide Narrow	087889	1

Blade Guide Rollers & Arm*Blade Guide Assembly, Idle Side (Standard)*

	Roller, Blade Guide Extended (for optional use with 1 1/2" blades)	087890	1	
3	Bearing, 6001 2RSR NACHI	087893	2	
4	Ring, W28 Inside Retaining	F81090-9	2	
5	Washer, Spacer	087891-1	2 (1)	
	Washer, Spacer (used with the Extended Roller only) ¹	087892-1	1	
6	Bolt, Blade Guide Roller Zinc-Plated	087761-1	1	
	Bolt, Blade Guide Roller Zinc-Plated (used with the Extended Roller only)	092940-1	1	
7	Block Weldment, Nozzle Zinc-Plated	087750-1	1	
8	Block, Zinc Plated Roller Guide Adjuster	087756-1	1	
9	Shaft, Zinc-Plated Blade Guide Mount (Narrow Roller)	088255-1	1	
	Shaft, Zinc-Plated Blade Guide Mount (Wide Roller)	501406-1	1	
10	Block, Blade Guide Zinc	096956-1	1	
11	Nozzle, Blade Water Lube Spray	016637	1	
12	Plug, M10x1 DIN 906 BN40 "BOSSARD"	F81015-3	2	
13	Fitting, 90° Elbow 1/8NPT-1/4 Tube Swivel	P09736	1	
14	Bolt, M8x30 DIN933 A2-70 Stainless Steel	F81002-27	2	
15	Nut, M8 DIN934 A2-70 Stainless Steel	F81032-7	2	
16	Bolt, M6x30 DIN933 A2-70 Stainless Steel	F81001-37	1	
17	Bolt, M6x20-8.8 Hex Head Full Thread Zinc	F81001-2	2	
18	Screw, M10x1x40 DIN913 Stainless Steel Set	F81015-2	2	
19	Nut, M10x1-04-ST-A2 ISO 8675 Thin	F81033-10	2	
20	BLOCK WELDMENT, BLADE GUIDE MOUNT	514887-1	1	
21	SCREW, M10X1X25 DIN913 STAINLESS STEEL SET	F81015-4	4	
22	NUT, M10x1-04-ST-A2 ISO 8675 THIN	F81033-10	4	
23	WASHER, 8.2 SPLIT LOCK ZINC	F81054-4	2	
24	BOLT, M8 X 20-8.8 SOCKET HEAD	F81002-30	2	
25	FITTING, 1/8 NPT SOCKET PIPE PLUG	P30127	1	
26	FITTING, 1/8FPT COUPLING	P05748	1	
27	NIPPLE, 1/8 DRY SEAL	P02764	1	

¹ Used only from the flanged side of the roller

2.2 Blade Guide Assembly, Idle Side (Optional)

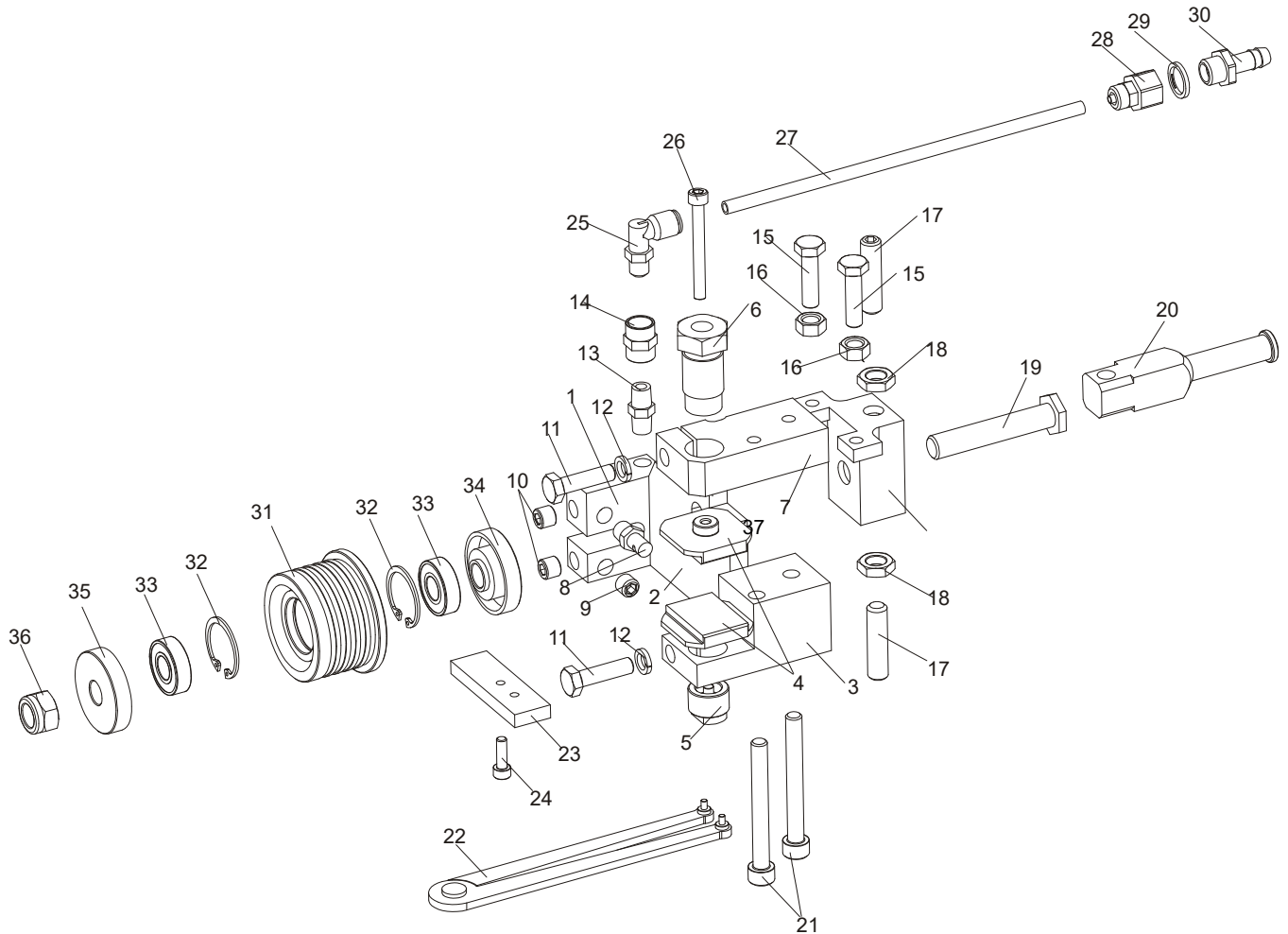


REF.	DESCRIPTION (◆ Indicates Parts Available In Assemblies Only)	PART#	QTY
	BLADE GUIDE ASSEMBLY, IDLE SIDE, EXTENDED (for optional use with 1 1/2" blades)	093760	1
1	SHAFT, ZINC-PLATED BLADE GUIDE MOUNT	501406-1	1
	MOUNTING PLATE ASSEMBLY	093763-1	1
2	PLATE, BLADE GUIDE MOUNTING	093761	1
3	BLOCK, LOWER PAD MOUNT	093769	1
4	PIN, 3m6x14 DIN 6325 HRC 60 ROLL	F81048-6	2
	ROLLER, BLADE GUIDE EXTENDED W/BEARINGS	092939	1
5	ROLLER, BLADE GUIDE EXTENDED	087890-0	1
2	RING, W28 INSIDE RETAINING	F81090-9	2
7	BEARING, 6001 2RSR (FAG,SKF)	087893	2
8	RING, ZINC-PLATED SPACER (FOR EXTENDED ROLLER)	087892-1	1
9	WASHER, ZINC-PLATED SPACER	087891-1	1
10	NUT, M12-8 HEX NYLON ZINC LOCK	F81034-2	1
11	BOLT, M8x30 DIN933 A2-70 STAINLESS STEEL	F81002-27	2
12	WASHER, 8.2 SPLIT LOCK ZINC	F81054-4	2
13	BLOCK, BLADE GUIDE ZINC-PLATED	093430-1	1
14	BOLT, UPPER BLOCK ADJUSTMENT	089515-1	1
15	BOLT, M6x30 DIN933 A2-70 STAINLESS STEEL	F81001-37	1
16	BLOCK, UPPER PAD MOUNT	093762-1	1
17	BOLT, M8x30 DIN933 A2-70. STAINLESS STEEL	F81002-27	2
18	NUT, M8 DIN 934 A2-70 STAINLESS STEEL	F81032-7	2
19	SCREW, M10x1x40 DIN913 SET STAINLESS STEEL	F81015-2	2
20	NUT, PN-EN ISO 8675-M10X1-04-St-A2 HEX THIN FINE THREAD	F81033-10	2

2**Blade Guide Rollers & Arm***Blade Guide Assembly, Idle Side (Optional)*

21	BLOCK, BLADE DEFLECTION ADJUSTMENT	087756-1	1	
22	SCREW, M8x40-8.8 HEX SOCKET HEAD CAP ZINC	F81002-29	2	
23	SCREW, M5X10 DIN 912 A2-70 HEX SOCKET HEAD CAP STAINLESS STEEL	F81000-23	1	
24	BLOCK, BLADE GUIDE ZINC-PLATED	093430-1	1	
25	SCREW, LOWER PAD ADJUSTMENT	090945-1	1	
26	BOLT, EXT. BLADE GUIDE ROLLER LONG	092940-1	1	

2.3 Blade Guide Assembly, Drive Side (Optional)



REF.	DESCRIPTION (◆ Indicates Parts Available In Assemblies Only)	PART#	QTY
	BLADE GUIDE ASSEMBLY,DRIVE SIDE, EXTENDED (for optional use with 1 1/2" blades)	093768	1
	NOZZLE & LOWER BLOCK MOUNT WELDMENT	093765	1
1	BLOCK WELDMENT, NOZZLE MOUNTING	087751	1
2	PLATE WELDMENT, MAIN	093766	1
3	BLOCK, LOWER PAD MOUNT (LEFT)	093767	1
4	BLOCK, BLADE GUIDE ZINC-PLATED	093430-1	2
5	SCREW, LOWER PAD ADJUSTMENT ZINC-PLATED	090945-1	1
6	BOLT, UPPER BLOCK ADJUSTMENT ZINC-PLATED	089515-1	1
7	BLOCK, UPPER PAD MOUNT ZINC-PLATED	093762-1	1
8	NOZZLE, BLADE WATER LUBE	016637	1
9	FITTING, 1/8 NPT SOCKET PIPE PLUG	P30127	1
10	PLUG, M10X1 DIN906 BN40 ZINC-PLATED	F81015-3	2
11	BOLT, M8X30 DIN933 A2-70 STAINLESS STEEL	F81002-27	2
12	WASHER, 8.2 SPLIT LOCK ZINC	F81054-4	2
13	NIPPLE, 1/8 DRY SEAL	P02764	1
14	FITTING, 1/8FPT COUPLING	P05748	1
15	BOLT, M8X30 DIN933 A2-70 STAINLESS STEEL	F81002-27	2
16	NUT, M8 DIN 934 A2-70 STAINLESS STEEL	F81032-7	2
17	SCREW, M10X1X40 DIN913 A2-70 STAINLESS STEEL SET	F81015-2	2

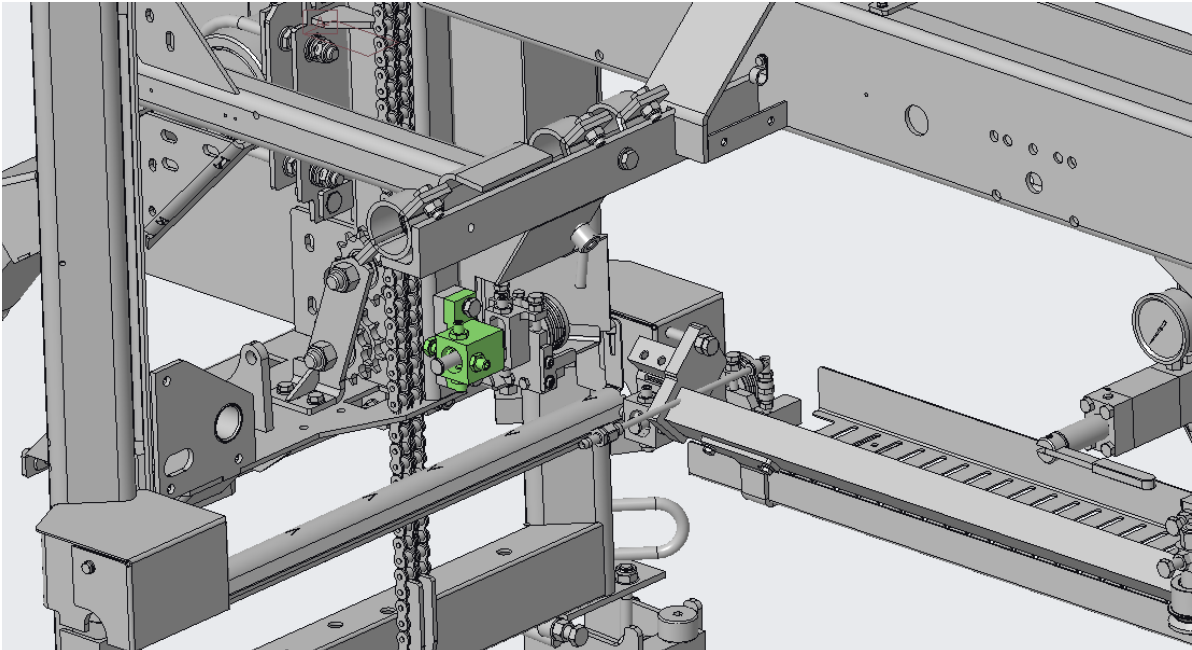
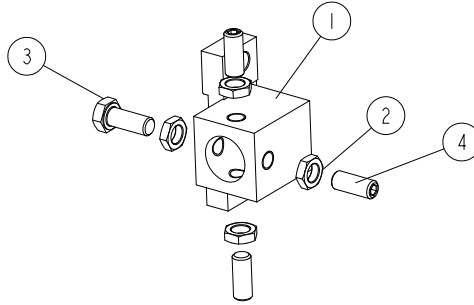
2

Blade Guide Rollers & Arm*Blade Guide Assembly, Drive Side (Optional)*

18	NUT, PN-EN ISO 8675-M10X1-04-ST-A2 HEX THIN W/FINE THREAD	F81033-10	2	
19	BOLT, EXT.BLADE GUIDE ROLLER LONG ZINC-PLATED	092940-1	1	
20	SHAFT, ZINC-PLATED BLADE GUIDE MOUNT	501406-1	1	
21	SCREW, M8X40-8.8 HEX SOCKET HEAD CAP ZINC	F81002-29	2	
22	SPANNER, 62860-3 (Perschmann) ADJUSTABLE	090949	1	
	PLATE, BLADE GUIDE ADJUSTMENT COMPLETE	090951	1	
23	PLATE, BLADE GUIDE ADJUSTMENT ZINC-PLATED	090805-1	1	
24	SCREW, M5X16-8.8 HEX SOCKET HEAD CAP ZINC	F81000-25	1	
25	ELBOW, 90 DEG. 1/8MPT 1/4 TUBE SWIVEL	P09736	1	
26	SCREW, M5x45 DIN912 A2-70 HEX SOCKET HEAD CAP STAINLESS STEEL	F81000-24	1	
	FITTING, 10/6.35 COMPLETE REDUCER	092782	1	
27	CABLE, COMPLETE REDUCER FITTING	092785	1	
28	FITTING, MV13/06 nr 13700 (RECTUS)	092784	1	
29	SEAL, G1/4 866-014-000-0 (REXROTH)	090809	1	
30	BUSHING, GT13/09 nr 13539 (RECTUS)	092783	1	
	ROLLER, BLADE GUIDE EXTENDED W/BEARINGS	092939	1	
31	ROLLER, BLADE GUIDE EXTENDED	087890	1	
32	RING, W28 INSIDE RETAINING	F81090-9	2	
33	BEARING, 6001 2RSR (FAG, SKF)	087893	2	
34	RING, ZINC-PLATED SPACER	087892-1	1	
35	RING, ZINC-PLATED SPACER	087891-1	1	
36	NUT, M12-8 HEX NYLON ZINC LOCK	F81034-2	1	
37	BLOCK, BLADE DEFLECTION ADJUSTMENT ZINC-PLATED	087756-1	1	

2.4 Blade Guide Mount Block (LT40 Wide)

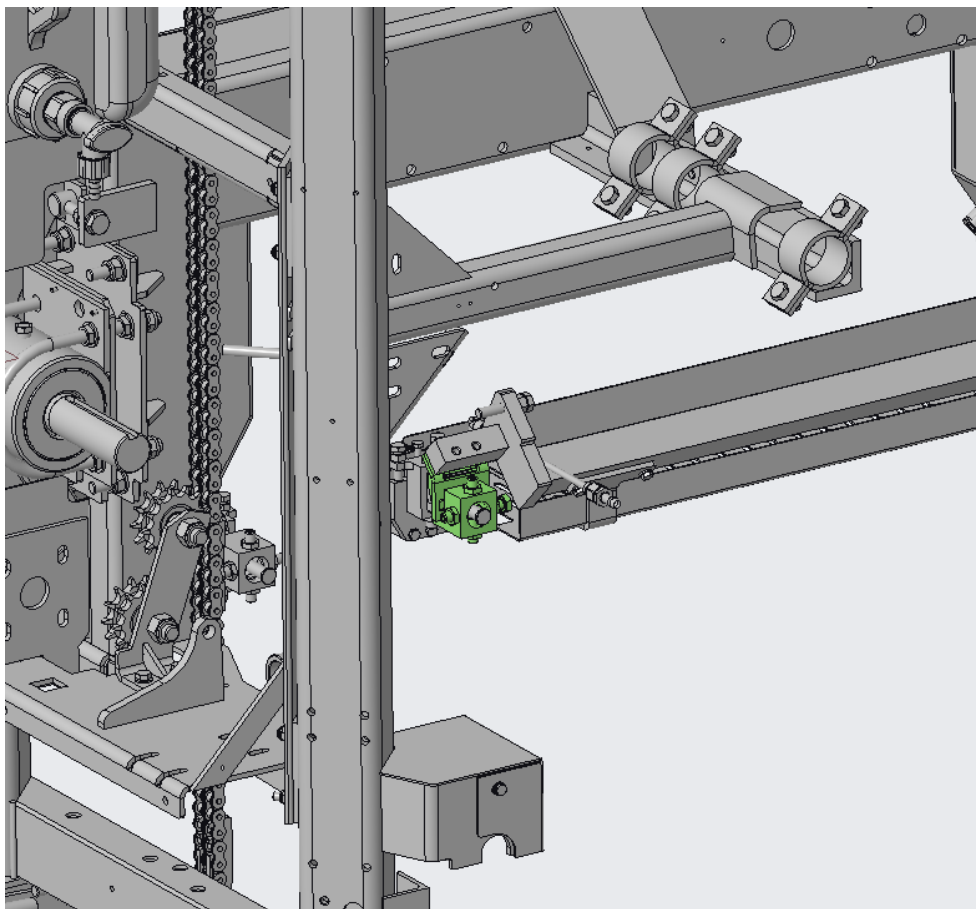
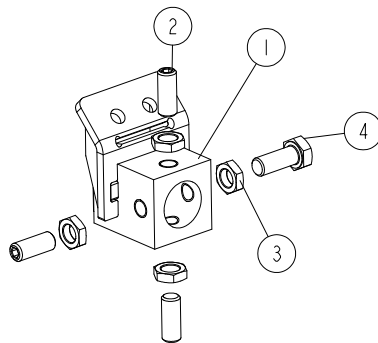
544238_001
544238_MANUAL



REF.	DESCRIPTION (* indicates parts available in assemblies only)	PART #	QTY
-	BLOCK, BLADE GUIDE MOUNT - COMPLETE	544238	1
1	BLOCK WELDMENT, BLADE GUIDE MOUNT	087744-1	1
2	NUT, M10X1-04-ST-A2E ISO8675 THIN	F81033-10	4
3	BOLT, M10X1X25 DIN 933 STAINLESS STEEL	F81003-28	1
4	SCREW, M10X1X25 DIN 913 STAINLESS STEEL SET	F81015-4	3

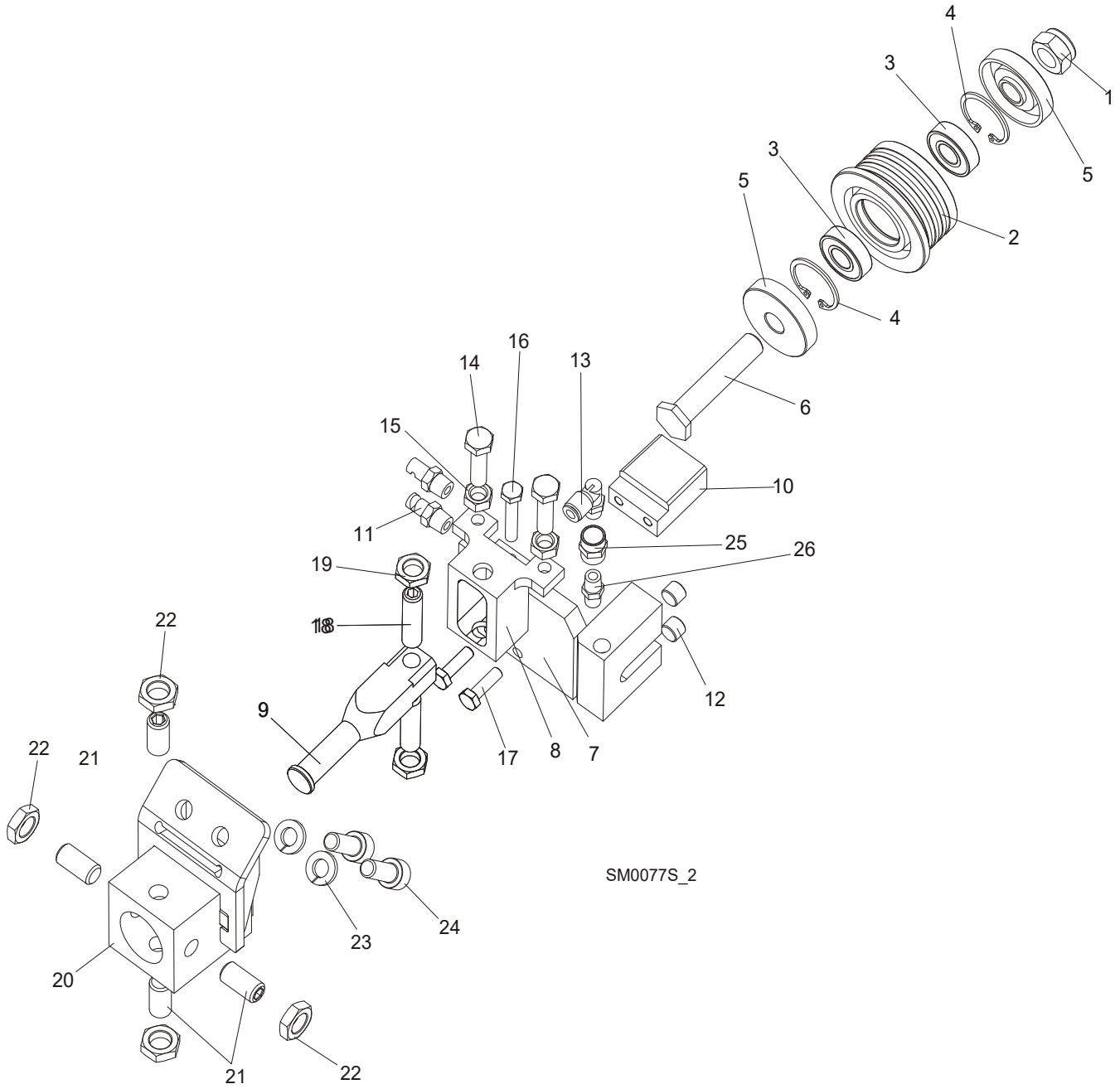
2.5 Blade Guide Mount Block (LT40 Wide)

544242_001
 544242_MANUAL



REF.	DESCRIPTION (* indicates parts available in assemblies only)	PART #	QTY
1	BLOCK WELDMENT, LEFT BLADE GUIDE MOUNT - COMPLETE	514887-1	1
2	SCREW, M10X1X25 DIN 913 STAINLESS STEEL SET	F81015-4	3
3	NUT, M10X1-04-ST-A2E ISO8675 THIN	F81033-10	4
4	BOLT, M10X1X25 DIN 933 STAINLESS STEEL	F81003-28	1

2.6 Idle Side Blade Guide Assembly, Optional (LMS)



REF.	DESCRIPTION (◆ Indicates Parts Available In Assemblies Only)	PART#	QTY
	BLADE GUIDE ASSEMBLY, IDLE SIDE	087749	1
	BLADE GUIDE ASSEMBLY, IDLE SIDE. EXTENDED (for optional use with 1 1/2" blades)	092996	1
	Roller, Blade Guide Narrow w/Bearings	088261	1
	Roller, Blade Guide w/Bearings Extended (for optional use with 1 1/2" blades)	092939	1
1	Nut, M12-8 Hex Nylon Zinc Lock	F81034-2	1
2	Roller, Blade Guide Narrow	087889	1

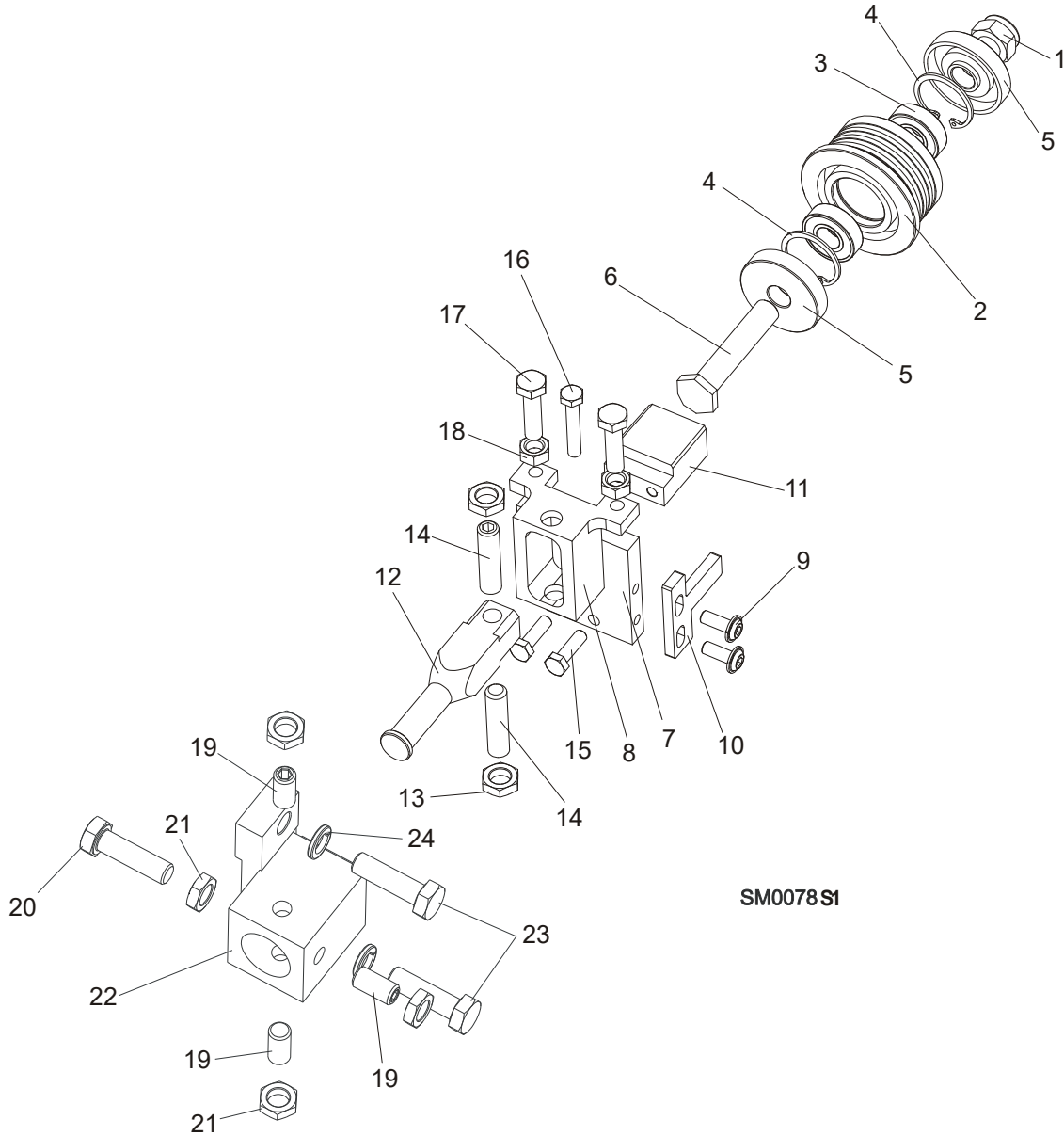
2 Blade Guide Rollers & Arm

Idle Side Blade Guide Assembly, Optional (LMS)

	Roller, Blade Guide Extended (for optional use with 1 1/2" blades)	087890	1	
3	Bearing, 6001 2RSR NACHI	087893	2	
4	Ring, W28 Inside Retaining	F81090-9	2	
5	Washer, Spacer	087891	2 (1)	
	Washer, Spacer (used with the Extended Roller only) ¹	087892-1	1	
6	Bolt, Blade Guide Roller Zinc-Plated	087761-1	1	
	Bolt, Blade Guide Roller Zinc Plated (used with the Extended Roller only)	092940-1	1	
7	Block Weldment, Nozzle Zinc-Plated	087750-1	1	
8	Block, Zinc-Plated Roller Guide Adjuster	087756-1	1	
9	Shaft, Zinc-Plated Blade Guide Mount (Narrow Roller)	088255-1	1	
	Shaft, Zinc-Plated Blade Guide Mount (Wide Roller)	501406-1	1	
10	Block, Blade Guide Zinc	096956-1	1	
11	Nozzle, Blade Lube Spray	033479	2	
12	Plug, M10x1 DIN 906 BN40 "BOSSARD"	F81015-3	2	
13	Fitting, 90° Elbow 1/8NPT-1/4 Tube Swivel	P09736	1	
14	Bolt, M8x30 DIN933 A2-70 Stainless Steel	F81002-27	2	
15	Nut, M8 DIN934 A2-70 Stainless Steel	F81032-7	2	
16	Bolt, M6x30 DIN933 A2-70 Stainless Steel	F81001-37	1	
17	Bolt, M6x20-8.8 Hex Head Full Thread Zinc	F81001-2	2	
18	Screw, M10x1x40 DIN913 Stainless Steel Set	F81015-2	2	
19	Nut, M10x1-04-ST-A2 ISO 8675 Thin	F81033-10	2	
20	BLOCK WELDMENT, PAINTED BLADE GUIDE MOUNT	514887-1	1	
21	SCREW, M10X1X25 DIN913 STAINLESS STEEL SET	F81015-4	4	
22	NUT, M10x1-04-ST-A2 ISO 8675 THIN	F81033-10	4	
23	WASHER, 8.2 SPLIT LOCK ZINC	F81054-4	2	
24	BOLT, M8 X 20-8.8 SOCKET HEAD	F81002-30	2	
25	FITTING, 1/8FPT COUPLING	P05748	1	
26	NIPPLE, 1/8 DRY SEAL	P02764	1	

¹ Used only from the flanged side of the roller

2.7 Blade Guide Assembly, Drive Side

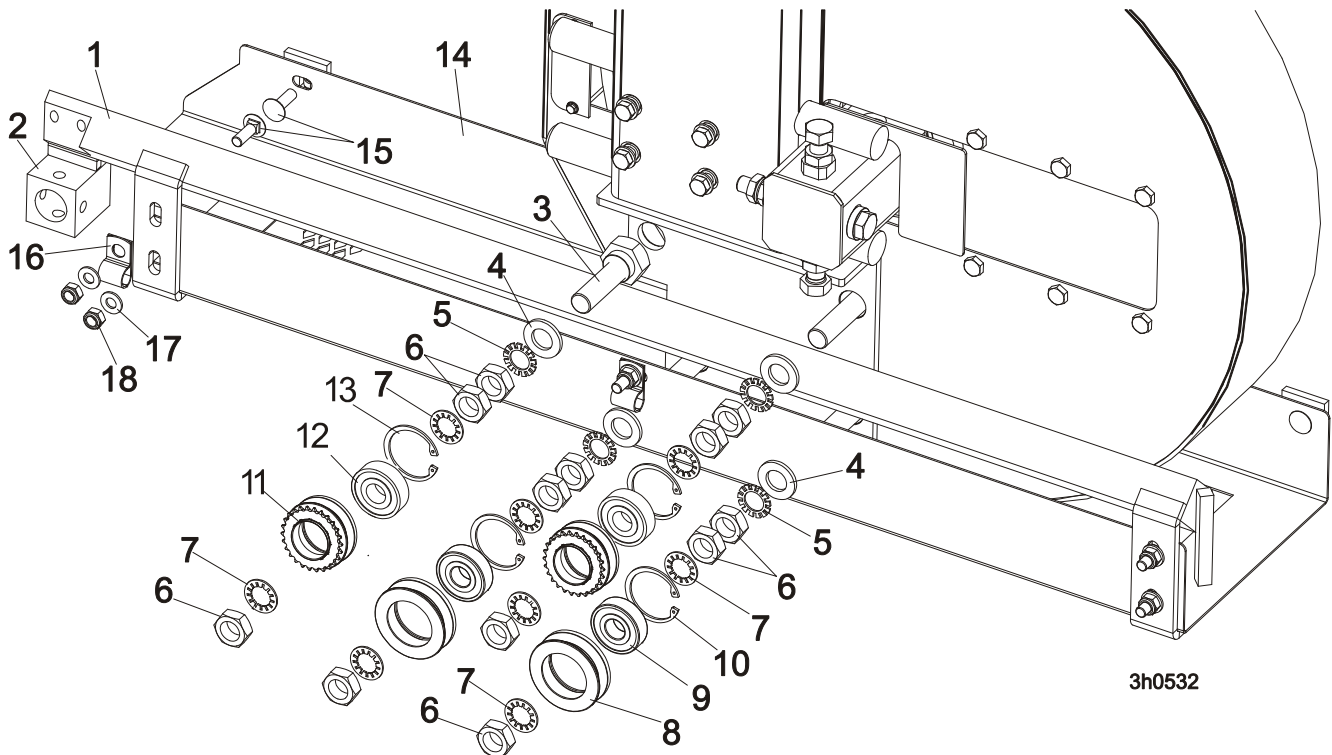


REF.	DESCRIPTION (◆ Indicates Parts Available In Assemblies Only)	PART#	QTY
	BLADE GUIDE ASSEMBLY, DRIVE SIDE	087748	1
	BLADE GUIDE ASSEMBLY, DRIVE SIDE, Extended (for optional use with 1 1/2" blades)	092995	1
	Roller, Blade Guide Narrow w/Bearings	088261	1
	Roller, Blade Guide w/Bearings Extended (for optional use with 1 1/2" blades)	092939	1
1	Nut, M12-8 Hex Nylon Zinc Lock	F81034-2	1
2	Roller, Blade Guide Narrow	087889	1
	Roller, Blade Guide Extended (for optional use with 1 1/2" blades)	087890	1
3	Bearing, 6001 2RSR NACHI	087893	2

4	Ring, W28 Inside Retaining	F81090-9	1	
5	Washer, Spacer	087891	2 (1)	
	Washer, Spacer (used with the Extended Roller only) ¹	087892-1	1	
6	Bolt, Blade Guide Roller Zinc-Plated	087761-1	1	
	Bolt, Blade Guide Roller Zinc Plated (used with the Extended Roller only)	092940-1	1	
7	Plate, Zinc-Plated Blade Guide Mounting	087753-1	1	
8	Block, Zinc-Plated Roller Guide Adjuster	087756-1	1	
9	Screw, M6x16 BN 11252 "BOSSARD"	F81001-24	2	
10	Wiper, Blade Zinc-Plated	087757-1	1	
11	Block, Blade Guide Zinc	096956-1	1	
12	Shaft, Zinc-Plated Blade Guide Mount (Narrow Roller)	088255-1	1	
	Shaft, Zinc-Plated Blade Guide Mount (Wide Roller)	501406-1	1	
13	Nut, M10x1-04-ST-A2 ISO 8675 Thin	F81033-10	2	
14	Screw, M10x1x40 DIN913 Stainless Steel Set	F81015-2	2	
15	Bolt, M6x20-8.8 Hex Head Full Thread Zinc	F81001-2	2	
16	Bolt, M6x30 DIN933 A2-70 Stainless Steel	F81001-37	1	
17	Bolt, M8x30 DIN933 A2-70 Stainless Steel	F81002-27	2	
18	Nut, M8 DIN934 A2-70 Stainless Steel	F81032-7	2	
19	Screw, M10X1X25 DIN913 Stainless Steel Set	F81015-4	3	
20	BOLT, M10X1X25 DIN 933 STAINLESS STEEL	F81003-28	1	
21	NUT, M10x1-04-ST-A2 ISO 8675 THIN	F81033-10	4	
22	BLOCK WELDMENT, BLADE GUIDE MOUNT	087744	1	
23	BOLT, M10X35-8.8 HEX HEAD FULL THREAD ZINC	F81003-17	2	
24	WASHER, 10.2 SPLIT LOCK ZINC	F81055-2	2	

¹ Used only from the flanged side of the roller

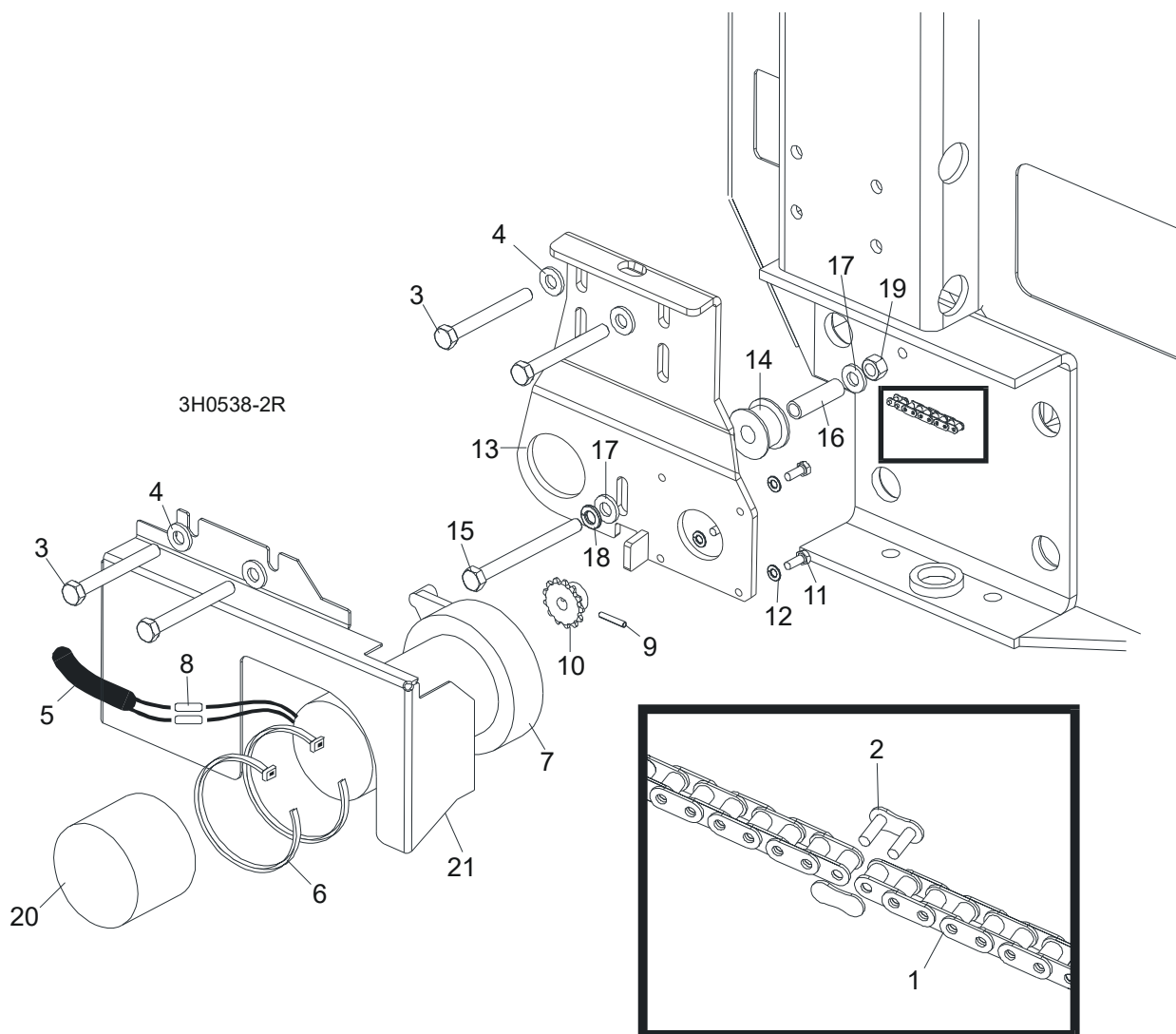
2.8 Blade Guide Arm & Rollers



REF.	DESCRIPTION (◆ Indicates Parts Available In Assemblies Only)	PART #	QTY	
1	BLADE GUIDE ARM WELDMENT	505934-1	1	
2	BLOCK WELDMENT, PAINTED BLADE GUIDE MOUNT	514887-1	1	
3	BOLT, BLADE GUIDE ARM ROLLER CAM	086508-1	4	
	BOLT, BLADE GUIDE ARM ROLLER CAM/HARDWOODS	505113-1 ¹	1	
4	WASHER, 17 FLAT	F81058-1	4	
5	WASHER, 5/8" EXTERNAL STAR	F05011-26	4	
6	NUT, 5/8-18 HEX JAM	F05010-11	12	
7	WASHER, 5/8" INTERNAL STAR	F05011-25	8	
	ROLLER ASSEMBLY, BLADE GUIDE ARM WITH BEARING	093855	2	
8	Roller, Blade Guide Arm V-Groove	093856-1	1	◆
9	Bearing, 6203-2RSP6-5/8 CX	095087	1	
10	Ring, W40 Retaining	F81090-3	1	
	ROLLER ASSEMBLY, BLADE GUIDE ARM WITH BEARING AND SPROCKET	501496	2	
11	Roller, Blade Guide Arm w/Sprocket	501495-1	1	◆
12	Bearing, 6203-2RSP6-5/8 CX	095087	1	
13	Ring, W40 Retaining	F81090-3	1	◆
14	GUIDE, BLADE	087042-1	1	
15	BOLT, M8x20-8.8 CARRIAGE ZINC	F81002-11	7	
16	CLAMP, 1/2EMT COATED	P07584	2	
17	WASHER, 8.4 FLAT ZINC	F81054-1	7	
18	NUT, M8-8-B HEX NYLON ZINC LOCK	F81032-2	7	

¹ Mount instead of one 086508-1 bolt in LT40 saw head for hardwoods.

2.9 Blade Guide Arm Drive Assembly



REF.	DESCRIPTION (◆ Indicates Parts Available in Assemblies Only)	PART #	QTY
1	CHAIN, #25 X 20 1/4"	P09984	1
2	LINK, #25 MASTER	P09983	1
3	BOLT, 5/16-18 X 2 3/4" HEX HEAD GRADE 5	F05006-28	4
4	WASHER, 8.4 FLAT	F81054-1	4
5	TUBE, 3/8" X 1/2" NEOPRENE	R01897	0.75 m
6	WRAP, 1/4" X 6" TIE	F05089-1	2
	DRIVE ASSEMBLY, BLADE GUIDE ARM	091005	1
7	Motor, Current Applications 1/30HP 12VDC Gear	079214	1
	Gear Kit, Motor Replacement	061232	1
	Brush Kit, Gear Motor Replacement	061234	1
	Shaft Kit, Gear Motor Replacement	061233	1
8	Connector, 14 Gauge Butt	F04875-1	2
9	Pin, 1/8" X 3/4" Roll	F05012-6	1

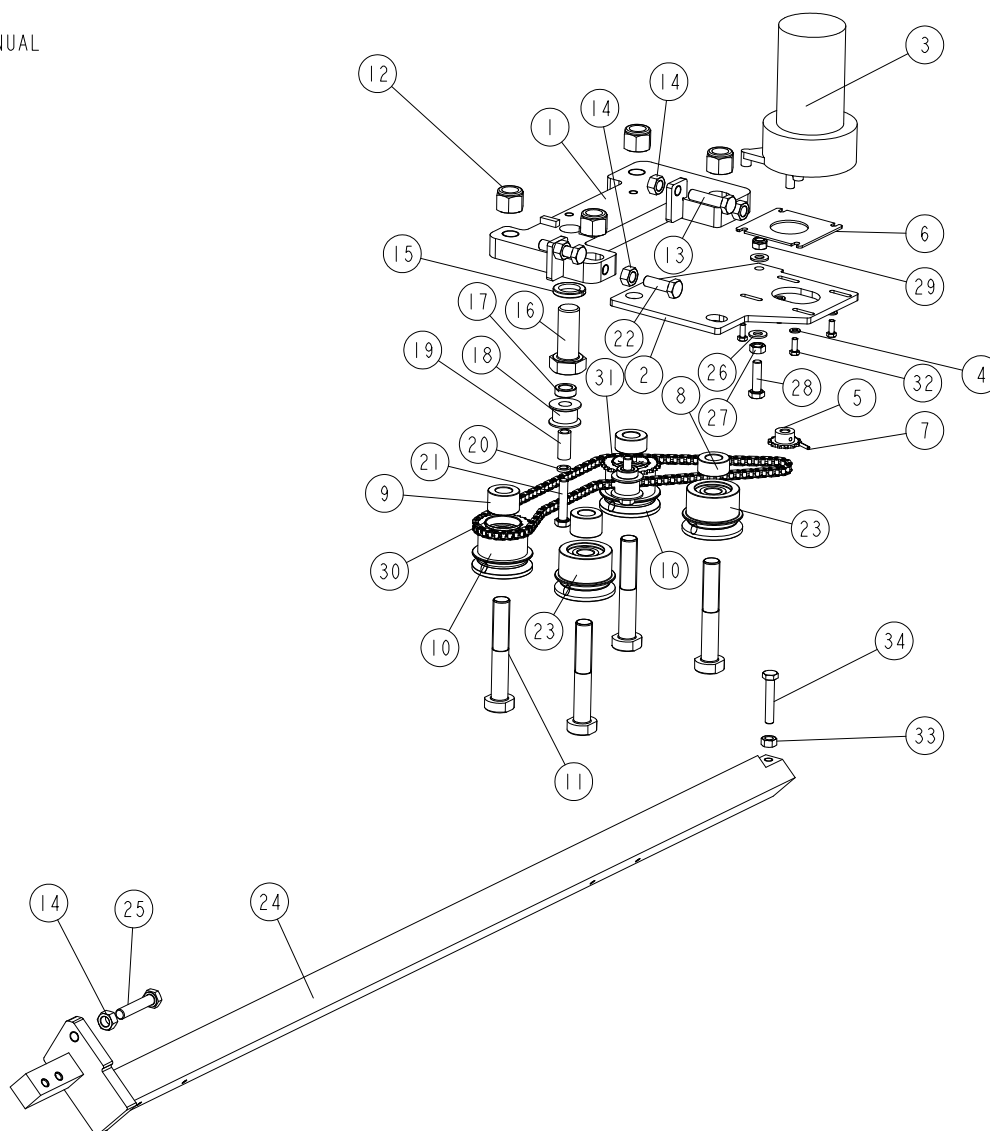
10	Sprocket, Gear Motor #25 14-Tooth	P09970	1	
11	Screw, #10-32 x 1/2" Hex Head	F05004-60	4	
12	Washer, 5.1 Split Lock	F81052-2	4	
	Instruction Sheet, Blade Guide Arm Motor	A10353-296	1	
13	Bracket, Blade Guide Arm Motor Mount	087994-1	1	
14	Roller, Blade Guide Arm Chain Idler	516193	1	
15	Bolt, M8x90-8.8 Hex Head Full Thread	F81002-16	1	
16	Bushing, 12/8-38 Zinc	516239-1	1	
17	Washer, 5/16" SAE Flat	F81054-1	3	
18	Washer, 8.2 Split Lock	F05011-13	1	
19	Nut, M8-8-B Hex Lock	F81032-1	1	
20	Boot, Gear Motor Weather	023720	1	
21	COVER, BLADE GUIDE ARM MOTOR	093460-1	1	

2 Blade Guide Rollers & Arm

Drive Assembly, Blade Guide Arm (LT40 Wide)

2.10 Drive Assembly, Blade Guide Arm (LT40 Wide)

540129_001
540129_MANUAL



REF.	DESCRIPTION (* indicates parts available in assemblies only)	PART #	QTY
-	Drive Assembly, Blade Guide Arm	540129	1
1	PLATE, ARM DRIVE MOUNT	540124-1	1
2	PLATE, ARM MOTOR MOUNT	557375-1	1
3	MOTOR, CURRENT APP. 1/30HP 12VDC GEAR	557161	1
4	WASHER, 5.3 FLAT ZINC	F81052-1	4
5	SPROCKET, 25B13X.3130	P09970	1
6	PLATE, SPACER	557376-1	1
7	PIN, 3X14 GEOMET ROLL	F81044-4	1
8	BUSHING, SPACER	520284-1	2
9	BUSHING, SPACER	520285-1	2
10	ROLLER, COMPLETE DRIVE See Section 2.11	520282	2
11	PIN, MOUNT	519660-1	4
12	NUT, 5/8-18 NYLON ZINC LOCK	F05010-71	4

Blade Guide Rollers & Arm Drive Assembly, Blade Guide Arm (LT40 Wide)

2

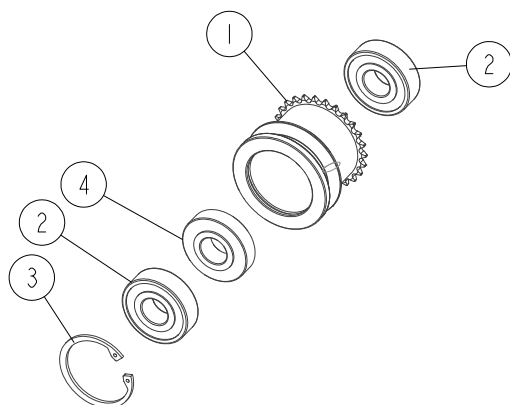
REF.	DESCRIPTION (* indicates parts available in assemblies only)	PART #	QTY	
13	BOLT, M10X40-8.8 HEX HEAD FULL THREAD ZINC	F81003-16	2	
14	NUT, M10 8 HEX ZINC	F81033-3	5	
15	WASHER, 20.5 SPLIT LOCK ZINC	F81059-1	1	
16	BOLT, M20X50-8.8-B HEX HEAD FULL THREAD ZINC	F81007-17	1	
17	BUSHING, 12.5/20-7 ZINC-PLATED	101063-1	2	
18	ROLLER, CHAIN TENSION	516193	2	
19	BUSHING, SPACER	519345-1	2	
20	WASHER, 8.2 SPLIT LOCK ZINC	F81054-4	2	
21	BOLT, M8X40-8.8 HEX HEAD FULL THREAD ZINC	F81002-15	2	
22	SCREW, DIN933-M10X30-8.8-A2E HEX CAP FULL THREAD	F81003-111	2	
23	ROLLER, IDLER See Section 2.12	520839	2	
24	ARM, BLADE GUIDE	540126-1	1	
25	BOLT, M10X50-8.8 HEX HEAD FULL THREAD ZINC	F81003-4	1	
26	WASHER, 8.4 FLAT ZINC	F81054-1	2	
27	NUT, M8 DIN 934 A2-70 STAINLESS STEEL	F81032-7	1	
28	BOLT, M8X30 8.8 HEX HEAD FULL THREAD ZINC	F81002-7	1	
29	NUT, M8-8-B HEX NYLON ZINC LOCK	F81032-2	1	
-	CHAIN, DRIVE	519358	1	
30	LINK, 25 MASTER	P09983	1	
31	CHAIN, NO.#25X131-LINK	521494	1	
32	BOLT, #10-32X1/2 HEX HEAD	F81000-35	4	
33	NUT, M8-8-B HEX ZINC	F81032-1	1	
34	BOLT, M8X45-8.8 HEX HEAD FULL THREAD ZINC	F81002-14	1	

2 Blade Guide Rollers & Arm

Drive Roller, Blade Guide Arm

2.11 Drive Roller, Blade Guide Arm

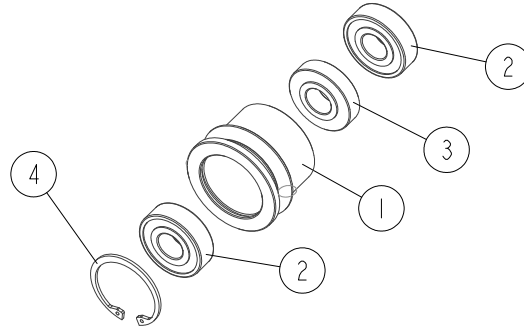
520282_001
520282_MANUAL



REF.	DESCRIPTION (* indicates parts available in assemblies only)	PART #	QTY	
-	ROLLER, COMPLETE DRIVE	520282	1	
1	ROLLER, W/SPROCKET	520281-1	1	
2	BEARING, 6203 2RSP6- 5/8 CX	095087	2	
3	RING, W40 INSIDE RETAINING	F81090-3	1	
4	BUSHING, SPACER	520283-1	1	

2.12 Idler Roller, Blade Guide Arm

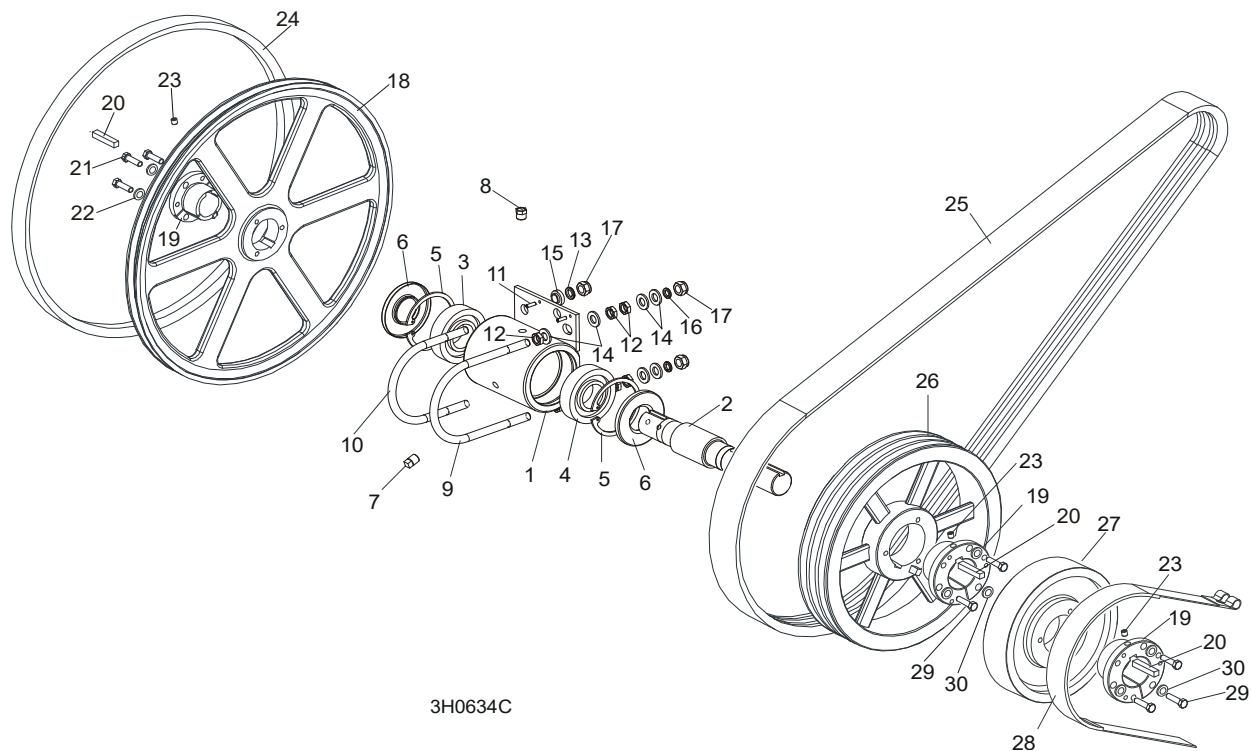
520839_001
 520839_MANUAL



REF.	DESCRIPTION (* indicates parts available in assemblies only)	PART #	QTY
-	ROLLER, IDLER	520839	1
1	ROLLER, IDLER	520829-1	1
2	BEARING, 6203 2RSP6- 5/8 CX	095087	2
3	BUSHING, SPACER	520283-1	1
4	RING, W40 INSIDE RETAINING	F81090-3	1

SECTION 3 BLADE WHEELS & TENSIONER

3.1 Blade Drive Assembly



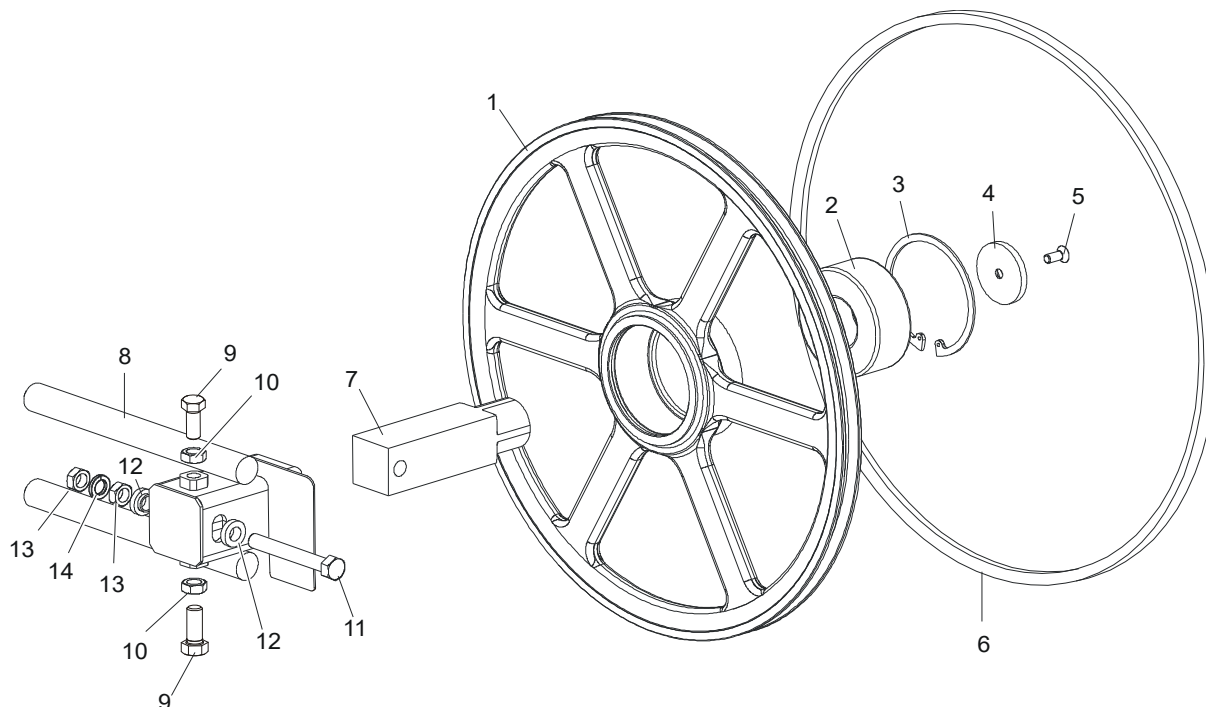
REF.	DESCRIPTION (◆ Indicates Parts Available In Assemblies Only)	PART #	QTY
	BEARING ASSEMBLY, DRIVE	086291	1
1	Housing, Blade Wheel Drive Bearing	086293	1
2	Shaft, Blade Wheel Drive	086292	1
3	Bearing, Blade Wheel Drive NJ308	085939	1
4	Bearing, Blade Wheel Drive #6308	085940	1
5	Ring, 90mm Interior Retaining #117	F04254-17	2
6	Seal, Drive Bearing #CR15890	P10206	2
7	Plug, 1/4" NPT Square Head	P05498	1
8	Plug, 1/4" NPT Vented	P12868	1
9	Bolt, 1/2-13 Long U	S10207-1P	1
10	Bolt, 1/2-13 Short U	S10207-2P	1
11	Pin, 3/16" X 5/8" Roll	F05012-22	2
12	Nut, M12-04-A Hex Jam	F81034-6	6
13	Washer, 12.2 Split Lock	F81056-2	2
14	Washer, 13 SAE Flat	F81056-1	8
15	Spacer, Zinc	086769-1	2
16	Washer, 10.2 Split Lock Zinc	F81055-2	2
17	Nut, M12-8 Hex Nylon Lock	F81034-2	4
	WHEEL KIT, DRIVE SIDE BLADE	014562	1
18	Wheel, Drive Side Blade	016284	1
19	Bushing, Modified 1 9/16" P1	087214	1

20	KEY, 9.5h7x9.5x3.8	087384	3	
21	BOLT, UNC 1/4"x1 1/2"-8.8 ZINC DIN933 HEX HEAD	F05005-31	3	
22	WASHER, 1/4" UNC ZINC SPLIT LOCK	F81052-21	3	
23	SCREW, M8x8-33H ZINC HEX SOCKET SET FLAT POINT	F81014-1	3	
24	BELT, BLADE WHEEL B57	P04185-2	1	
25	BELT, 2BX72 DRIVE (G25)	P09555-2	1	
	BELT, 3BX72 DRIVE (D33)	014085	1	
26	PULLEY, 2B5V124 SPECIAL (G25)	087205-1	1	
	PULLEY, 3B5V124 SPECIAL DRIVE (D33)	087203-1	1	
27	WHEEL, BRAKE	087204-1	1	
28	STRAP, METAL-BACKED BRAKE	014391	1	
29	BOLT, M8X35-8.8 ZINC HEX HEAD FULL THREAD	F81002-13	6	
30	WASHER, 8.2 ZINC SPLIT LOCK	F81054-4	6	

3 Blade Wheels & Tensioner

Idle Blade Wheel Assembly

3.2 Idle Blade Wheel Assembly

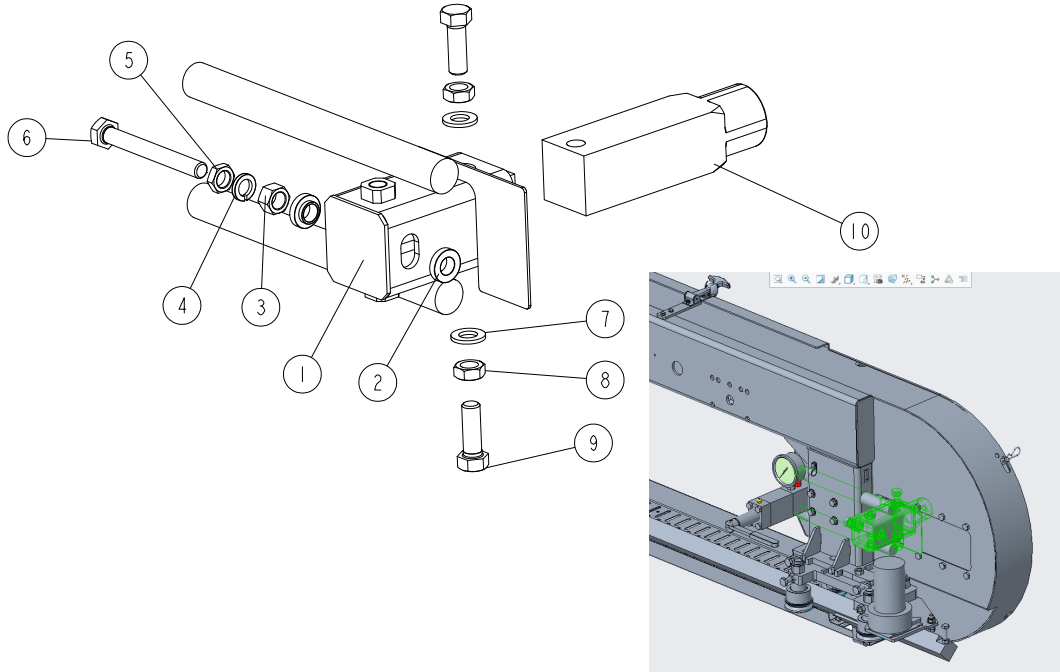


SM0241C

REF.	DESCRIPTION (◆ Indicates Parts Available In Assemblies Only)	PART #	QTY	
	WHEEL ASSEMBLY, IDLE SIDE BLADE	016120	1	
1	Wheel, Idle Side Blade	016013	1	◆
2	Bearing, Idle Side Blade Wheel 3309 B.2RSR TVH FAQ	086428	1	
3	Ring, 100mm Internal Retaining Beveled	F04254-28	1	
4	RETAINER, ZINC	095929-1	1	
5	SCREW, M10x25-10.9 DIN 7991 FLAT SOCKET HEAD CAP ZINC	F81003-82	1	
6	BELT, B57 BLADE WHEEL	P04185-2	1	
7	SHAFT, IDLE BLADE WHEEL	095732	1	
8	HOUSING, IDLE BLADE WHEEL SHAFT	087665	1	
9	BOLT, 1/2-20 X 1 1/2" HEX HEAD GRADE 5	F05008-53	2	
10	NUT, 1/2-20 HEX JAM	F05010-16	2	
11	BOLT, M12x1.25x100-8.8 HEX HEAD FULL THREAD ZINC	F81004-41	1	
12	SPACER, 1/2" I.D. FLANGED	086769-1	2	
13	NUT, M12x1.25 8.8 THIN ZINC	F81034-5	2	
14	WASHER, 12.2 SPLIT LOCK	F81056-2	1	

3.3 Blade Tensioner Guide Arms (LT40 Wide)

544239_001
544239_MANUAL

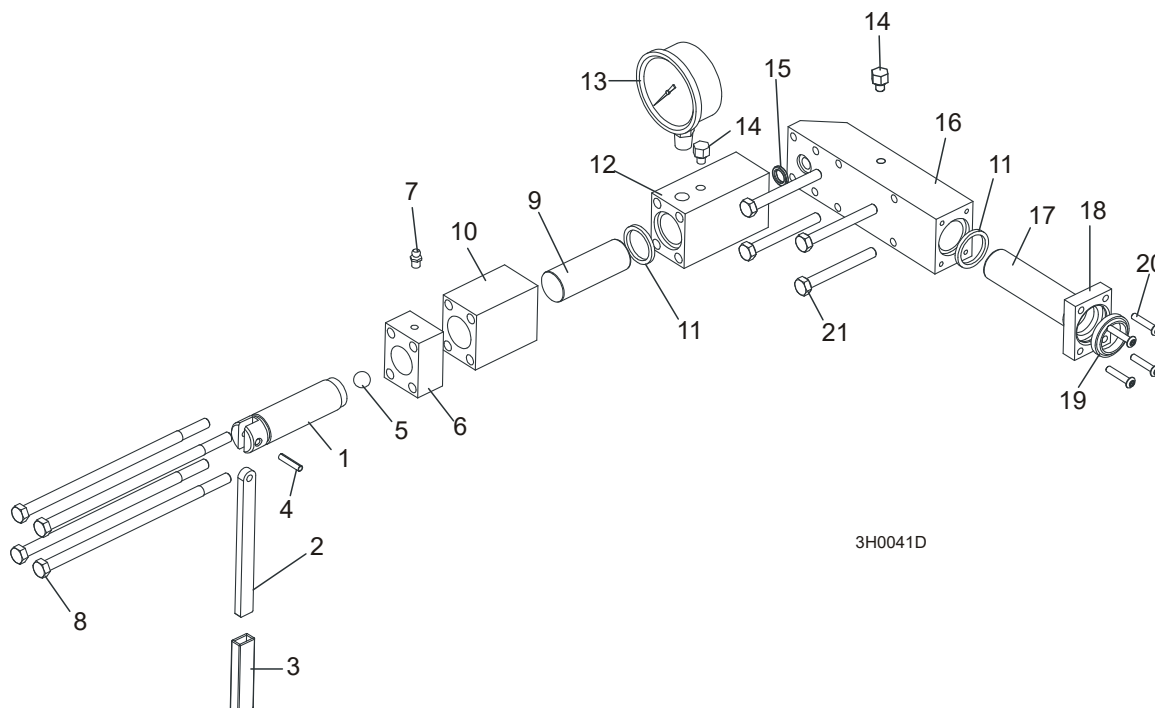


REF.	DESCRIPTION (* indicates parts available in assemblies only)	PART #	QTY
-	ARM ASSEMBLY, BLADE TENSIONER GUIDE	544239	1
1	ARM WELDMENT, BLADE TENSIONER GUIDE W/GUARD	087665-1	1
2	BUSHING, 12.8/23.8-8.6 16-3.3 ZINC-PLATED	086769-1	2
3	NUT, M12X1.25 - 8 - B HEX ZINC	F81034-8	1
4	WASHER, Z12.2 SPLIT LOCK ZINC	F81056-2	1
5	NUT, M12X1.25-8 THIN ZINC	F81034-5	1
6	BOLT, M12X1.25X100-8.8 HEX HEAD FULL THREAD ZINC	F81004-41	1
7	WASHER, 13 FLAT ZINC	F81056-1	2
8	NUT, 1/2-20 HEX JAM	F05010-16	2
9	BOLT, 1/2-20X1 1/2 HEX HEAD	F05008-53	2
10	SHAFT, IDLE SIDE BLADE WHEEL	095732	1

3 Blade Wheels & Tensioner

Hydraulic Blade Tensioner Assembly

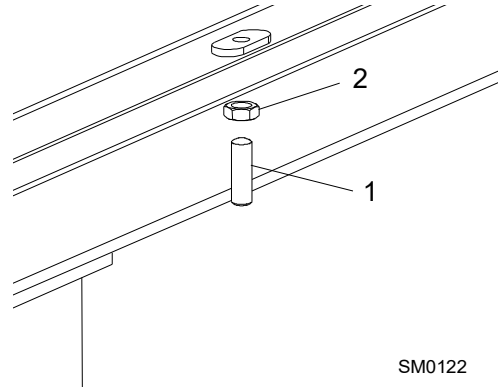
3.4 Hydraulic Blade Tensioner Assembly



REF.	DESCRIPTION (◆ Indicates Parts Available In Assemblies Only)	PART #	QTY
	HYDRAULIC BLADE TENSIONER ASSEMBLY	532054	1
	Handle Assembly, Hydraulic Blade Tensioner Screw	A12294	1
1	Screw, Hydraulic Blade Tensioner	S10056	1
2	Handle, Hydraulic Tensioner Screw	095930-1	1
3	Sleeve, Plastic Handle	P08072	1
4	Pin, 3/16" x 7/8" Roll	F05012-11	1
5	Ball, 1/2" Steel	P02720	1
6	Block, Threaded Tensioner End	S10062	1
7	Fitting, 1/4-28 Grease	P05060	1
	Instruction Sheet, Tensioner Screw	A12294-518	1
8	Bolt, 5/16-18 X 7 1/2" Hex Head Grade 5	F05006-43	4
9	Piston, Hydraulic Tensioner Front 2 3/4" Long	S10060	1
10	Block, Piston Guide	S10061	1
11	Seal, 1" Diameter	P10051	2
12	Block, Hydraulic Tensioner Gauge Mounting	S10140	1
13	Gauge, 3000 PSI	090552	1
14	Plug, Hydraulic Tensioner Fill	P10065	2
15	Ring, 5/8" X 3/32" Square "O"	P10377	1
16	Block, Rear Tensioner Piston	S10142	1
17	Piston, Hydraulic Tensioner Rear 3 5/8" Long	S10059	1
18	Block, Rear Piston End	S10089	1
19	Wiper, 1" Diameter	P10053	1
20	Bolt, #10-24 X 1" Socket Button Head	F05004-43	4
21	Bolt, 5/16-18 X 2 3/4" Hex Head Grade 5	F05006-28	4
	Instruction Sheet, Hydraulic Tensioner Installation	A10136-272	1

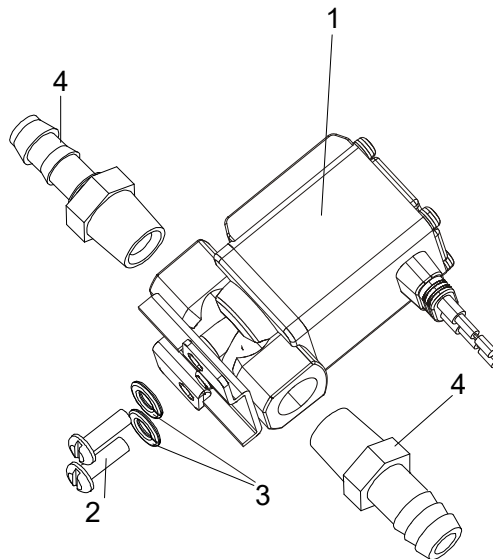
SECTION 4 SAW HEAD

4.1 Middle Throat Screw



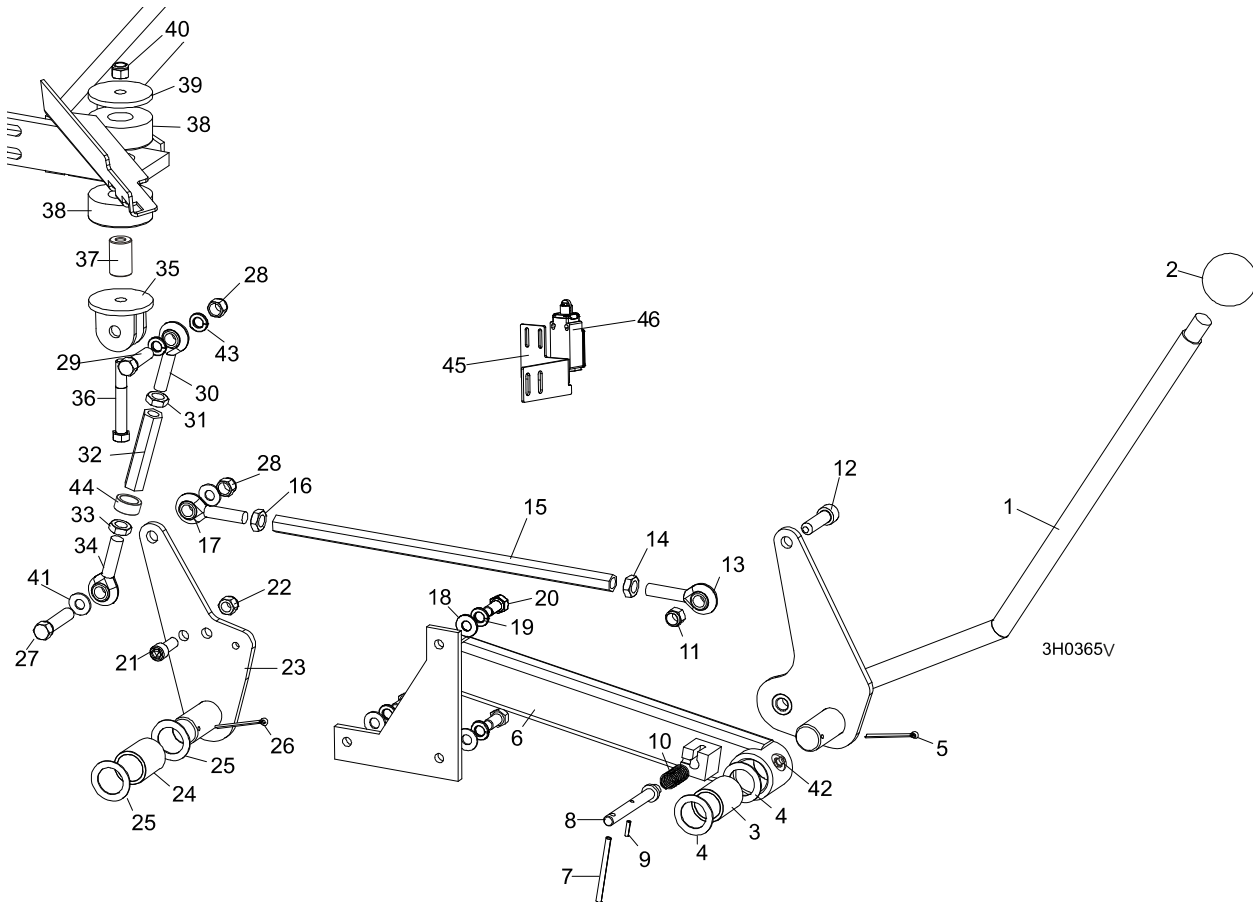
REF.	DESCRIPTION (◆ Indicates Parts Available In Assemblies Only)	PART #	QTY	
1	SCREW, M10X40-45H OVAL POINT SOCKET SET ZINC	F81003-61	1	
2	NUT, M10-8-B HEX ZINC	F81033-3	1	

4.2 Water Lube Solenoid Valve (not available in EC version)



REF.	DESCRIPTION (◆ Indicates Parts Available In Assemblies Only)	PART #	QTY	
1	VALVE, WATER LUBE SOLENOID	509113	1	
2	SCREW, #10-32X1/2" CROSS SLOT ROUND HEAD	F05004-60	2	
3	WASHER, 5.1 SPLIT LOCK	F81052-2	2	
4	FITTING, 1/4" MALE NPT 3/8" HOSE BARB	P04682	2	

4.3 Clutch Lever Assembly

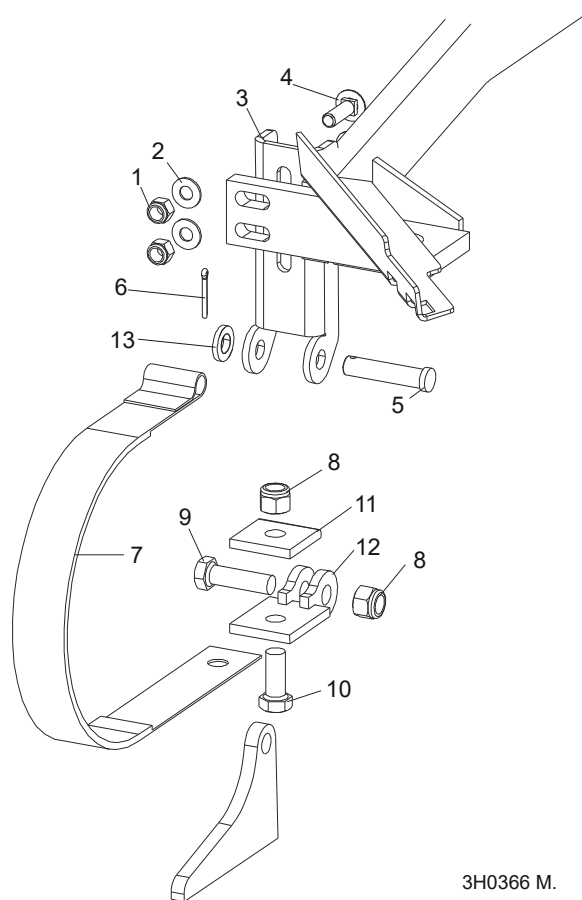


REF.	DESCRIPTION (◆ Indicates Parts Available In Assemblies Only)	PART #	QTY	
	HANDLE ASSEMBLY, EXTENDED CLUTCH/BRAKE	086242	1	
1	Lever, Clutch/Brake	086339-1	1	◆
2	Knob, Plastic Round	086337	1	
3	Bushing, Clutch/Brake Pivot	095349	1	
4	Washer, Clutch/Brake Pivot	087051-1	2	
5	Pin, 1/8" X 1 3/4" Cotter	F05012-43	1	
6	Extension Weldment, Clutch Handle	086244-1	1	
7	Pin, 3/16 x 2 1/2" Roll	F05012-27	1	
8	Pin, Clutch Detent	086243	1	◆
9	Pin, 1/8" x 3/4" Roll	F05012-6	1	
10	Spring, .58" OD x 1 1/8"	021243	1	
11	Nut ,M10-8-B Nylon Hex Zinc Lock	F81033-1	1	
12	Screw, M10x35 8.8 Hex Socket Head Cap Zinc	F81003-56	1	
13	Rod End, S10	094236	1	
14	Nut, M10 LH DIN 439 Thin Left	F81033-21	1	
15	Turnbuckle	518342-1	1	
16	Nut, 10mm x 1.25 Nylon	F81033-6	1	
17	End, Sal10 Rod Thread	096431	1	
18	WASHER, 8.4 SAE FLAT	F81054-1	3	

19	WASHER, 8.2 SPLIT LOCK	F81054-4	3	
20	BOLT, M8X20-8.8-B HEX HEAD	F81002-4	3	
21	SCREW, M10 X 25 8.8 HEX SOCKET HEAD CAP ZINC	F81003-32	1	
22	NUT, M10-8-B HEX NYLON LOCK	F81033-1	1	
23	PLATE WELDMENT, CLUTCH PIVOT	087086-1	1	
24	BUSHING, CLUTCH/BRAKE PIVOT	095349	1	
25	WASHER, CLUTCH/BRAKE PIVOT	087051-1	2	
26	PIN, 1/8" X 1 3/4" COTTER	F05012-43	1	
27	BOLT, M10X50-8.8 HEX HEAD FULL THREAD ZINC	F81003-4	1	
28	NUT, M10-8-B NYLON HEX ZINC LOCK	f81033-1	2	
29	BOLT, M10X45-8.8 HEX HEAD FULL THREAD ZINC	F81003-3	1	
	TURNBUCKLE ASSEMBLY, CLUTCH/BRAKE LEVER	518339	1	
30	End, SAL10 Rod Thread	096431	1	
31	Nut, 10mm x 1.25 Nylon	F81033-6	1	
32	Turnbuckle	518243-1	1	
33	Nut, M10 LH DIN 439 Thin Left	F81033-21	1	
34	Rod End, SA10	094236	1	
35	BRACKET, CLUTCH MOUNT	W12411-1	1	
36	BOLT, M10X70-8.8 HEX HEAD ZINC	F81003-20	1	
37	SPACER, MOTOR MOUNT VIBRATION BUSHING	506712	1	
38	BUSHING, MOTOR MOUNT VIBRATION	P05032	2	
39	WASHER, 3/8" I.D. X 2 1/4" O.D. X 3/16" THICK	S12412-0	1	
40	NUT, 3/8-16 NYLON LOCK	F05010-10	1	
41	WASHER, 10.5 FLAT ZINC	F81055-1	2	
42	FITTING, M6 GREASE	086280	1	
43	WASHER, 10.2 SPLIT LOCK ZINC	F81055-2	2	
44	BUSHING 16/22-10 ZINC (only with KOHLER G38 engines)	546569-1	1	
45	ANGLE, LIMIT SWITCH - D25	557104-1	1	
46	LIMIT SWITCH GLCB01C - D25	100910	1	

4 Saw Head Brake Assembly

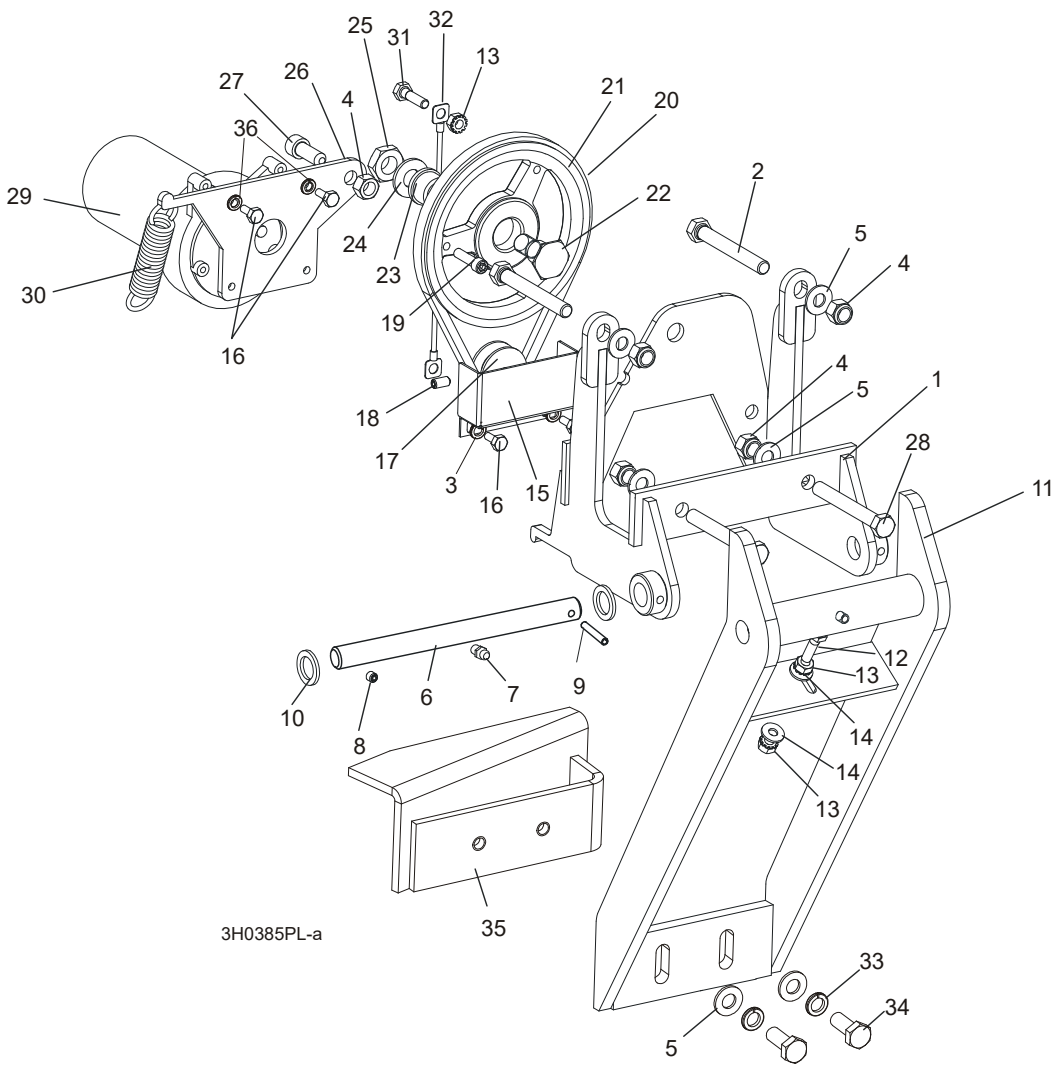
4.4 Brake Assembly



3H0366 M.

REF.	DESCRIPTION (◆ Indicates Parts Available In Assemblies Only)	PART #	QTY
	STRAP RETROFIT, SUPER BRAKE	014441	1
1	Nut, 3/8-16 Nylon Lock	F05010-10	2
2	Washer, 10.5 Flat	F81055-1	2
3	Bracket, Upper Super Brake Strap Mount	014395	1
4	Bolt, 3/8-16 x 1 1/4" Carriage Head Grade 5	F05007-127	2
5	Pin, 1/2" x 2 1/4" Clevis	F05012-81	1
6	Pin, 1/8" x 1" Cotter	F05012-1	1
7	Strap, Upper Pivot Metal Brake	014391	1
8	Nut, M12-8-B Nylon Lock	F81034-2	2
9	Bolt, M12 x 40-8.8 Hex Head	F81004-4	1
10	Bolt, M12 x 30-8.8 Hex Head	F81004-22	1
11	Washer, Brake Strap Clamp	090063-1	1
12	Bracket Weldment, Brake Lower Pivot Painted	092200-1	1
13	Washer, 13 Flat Zinc	F81056-1	1

4.5 Board Return Assembly



REF.	DESCRIPTION (◆ Indicates Parts Available In Assemblies Only)	PART #	QTY
	RETURN ASSEMBLY, BOARD	087839	1
1	Mount Weldment, Board Return	087788-1	1
2	Screw, M10x70-8.8 Hex Socket Head Cap Zinc	F81003-60	2
3	Washer, 5.3 Flat Zinc	F81052-1	2
4	Nut, M10-8-B Nylon Hex Zinc Lock	F81033-1	5
5	Washer, 10.5 Flat	F81055-1	6
6	Pin Kit, Board Return Replacement Pivot	087837	1
7	Fitting, M6 Grease	086280	1
8	Screw, M6 X 8 Black Oxide Socket Head Set Cup Point	F81013-1	1
9	Pin, 5 X 30 Roll	F81044-21	1
10	Washer, 5/8" x 15/16" x .094 Nylon	F05011-19	2
11	Arm Weldment, Board Return	087838-1	1
12	Screw, 1/4-20 x 3/4" Full Thread Hex Head Cap	F05005-101	1
13	Nut, 1/4-20 Self-Locking	F05010-9	3

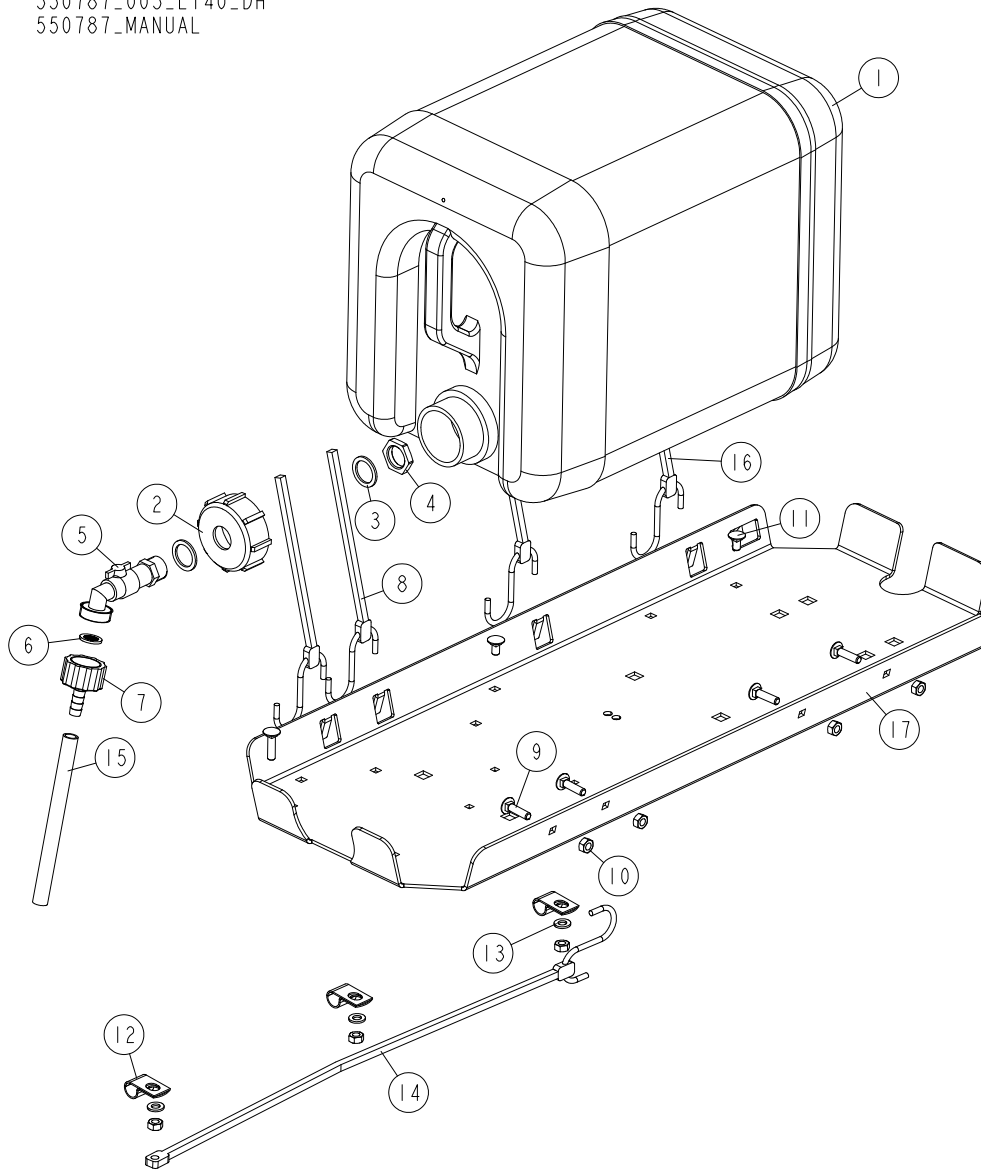
4

Saw Head**Board Return Assembly**

14	Washer, 7.4 Flat	F81056-11	2	
15	Guard, Board Return Belt	087985-1	1	
16	Screw, 10-32 x 1/2" Hex Head Machine	F05004-60	4	
17	Sheave, 1.42 x .32	015074	1	
18	Screw, 1/4-20 Socket Head Set Cup Point Nylon	F05005-55	1	
19	Screw, 1/4-20 x 1" Socket Head Cap	F05005-89	1	
20	Belt, 3L190	015477	1	
21	Sheave, OK50 x 1/2" Modified	015224	1	
22	Bolt, Idler Pulley Pivot	015221	1	
23	Bushing, 5/8" x 7/8" x 1/2" Bronze	P05135	1	
24	Washer, 13 Flat	F81056-1	1	
25	Nut, 1/2-20 Jam Nylon Lock	F05010-79	1	
26	Plate, Motor Pivot	087871	1	
27	Screw, M10 x 25-8.8 Black Oxide Socket Head Cap	F81003-32	1	
28	Bolt, M10x75-8.8-Hex Head Zinc	F81003-15	2	
29	Motor, Current Applications 1/30HP 12VDC Gear	079214	1	
30	Spring, 3/4" x 2 7/8" x 12 Gauge	015479	1	
31	Bolt, 1/4-20 x 1" Hex Head Grade 5	F05005-101	1	
32	Cable, Board Return	016090	1	
33	Washer, 10.2 Split	F81055-2	2	
34	Bolt, 3/8-16 x 3/4" Hex Head	F81003-1	2	
35	Angle, Board Return	087835-1	1	
36	Washer, 5.1 Split Lock Zinc	F81052-2	2	

4.6 Water Lube Assembly

550787_005_LT40_DH
550787_MANUAL

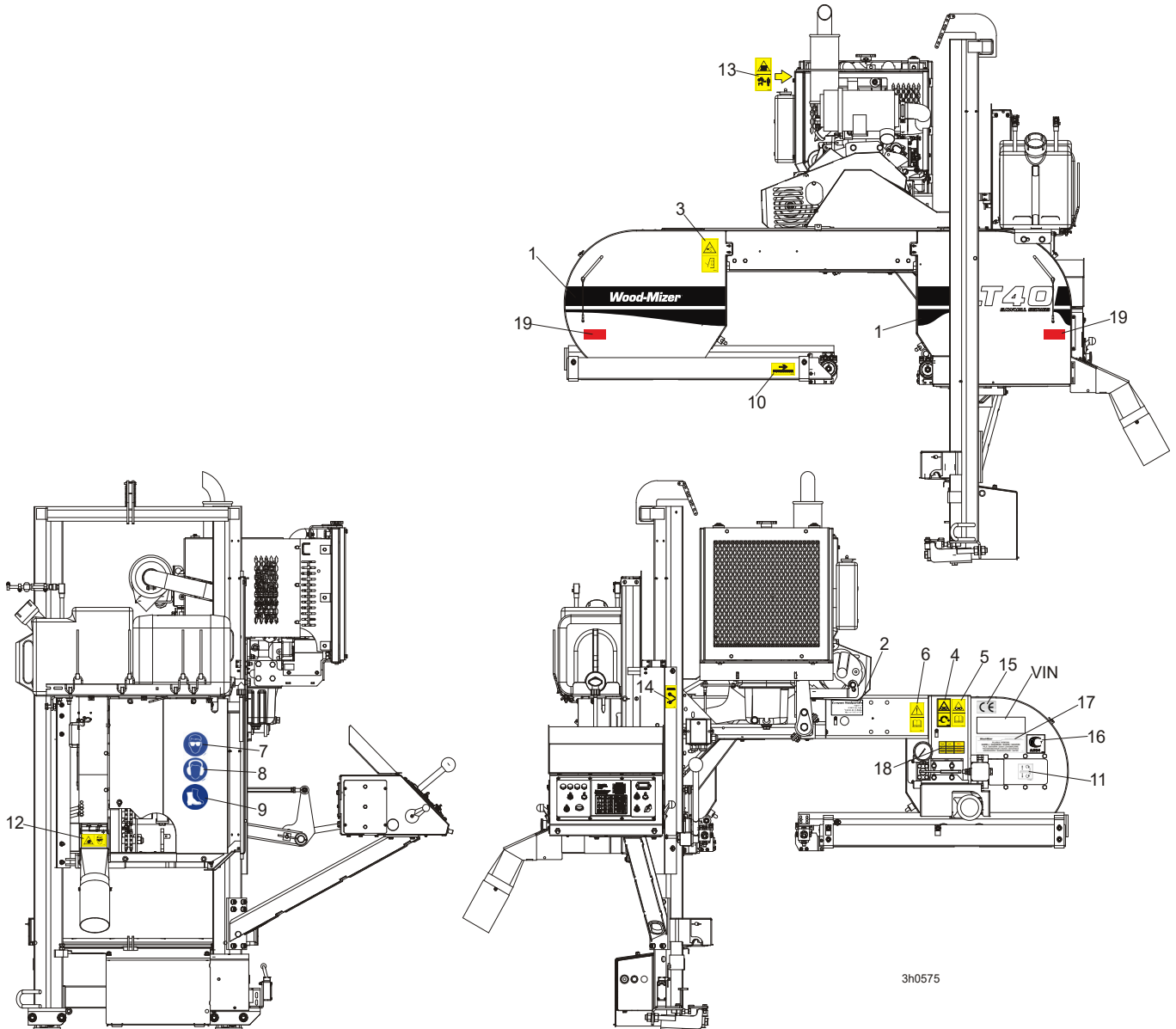


REF	DESCRIPTION (u indicates parts available in assemblies only)	PART #	QTY
-	TANK, OIL	550787	1
1	BOTTLE, WATER	513866	1
2	NUT, BOTTLE	550785	1
3	SEAL, 27X20X1.5 ESSENTA 467673 RUBBER	550780	2
4	NUT, 1/2 ESSENTA 467615 GLAND	550779	1
5	FITTING, WATER LUBE SHUTOFF VALVE	550776	1
6	FILTER, WATER LUBE	550778	1
7	FITTING, G3/4" X 10MM HOSE BARB	550777	1
8	STRAP, 20" RUBBER W/HOOK	P11668	2
9	BOLT, 1/4-20 X 1" CARRIAGE HEAD	F05005-34	5
10	NUT, 1/4-20 LOCK	F05010-21	7
11	BOLT, 1/4-20 X 1/2" CARRIAGE HEAD	F05005-33	2

4**Saw Head***Water Lube Assembly*

REF	DESCRIPTION (u indicates parts available in assemblies only)	PART #	QTY	
12	CLAMP, 1/2" EMT COATED	P07584	3	
13	WASHER, 7.4 FLAT	F81056-11	3	
14	STRAP, 15 RUBBER W/S HOOKS	P07461	1	
15	TUBING, WATER LUBE 3/8" I.D.	R01885	1	
16	STRAP, 24" RUBBER (FOR FUEL TANK - SEE E	P11258	2	
17	TRAY, FUEL TANK/WATER BOTTLE	099600-1	1	

4.7 LT40DC Saw Head Decals



3h0575

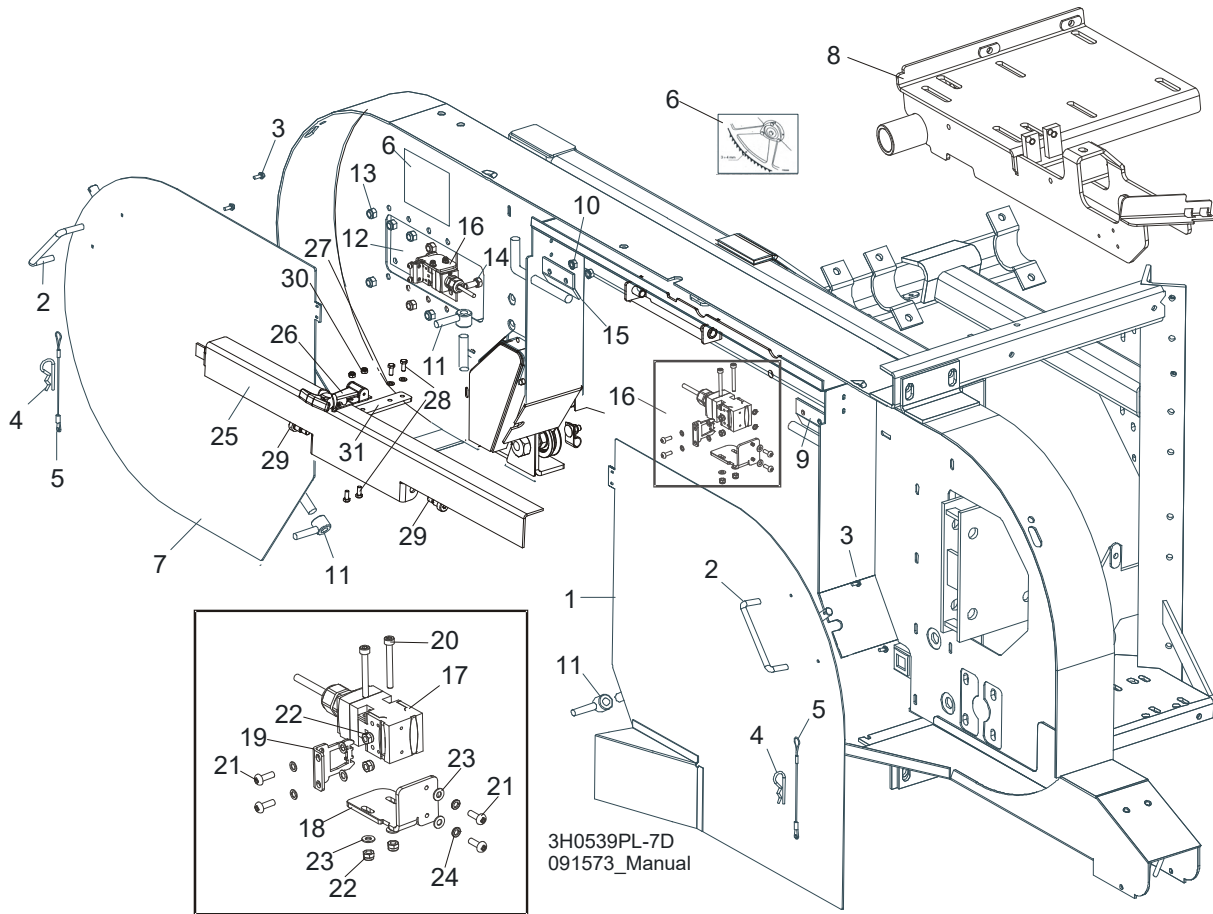
REF.	DESCRIPTION (◆ Indicates Parts Available In Assemblies Only)	PART #	QTY
1	DECAL, LT40 SERIES SAWMILL	092763	1
	PICTOGRAPHIC DECAL KIT, LT40DC	099517	1
2	DECAL, EUROPEAN HEADQUARTERS ADDRESS	015841	1
3	DECAL, SAWMILL COVERS CAUTION	099220	2
4	DECAL, BLADE TENSION (PICTOGRAM)	099219	1
5	DECAL, BLADE TENSION - INSTRUCTIONS (PICTOGRAM)	099223	1
6	DECAL, READ OPERATOR'S MANUAL (PICTOGRAM)	096317	1
7	DECAL, EYE PROTECTION WARNING (PICTOGRAM)	S12004G	1
8	DECAL, EAR PROTECTION WARNING (PICTOGRAM)	S12005G	1
9	DECAL, USE SAFETY BOOTS (PICTOGRAM)	501465	1
10	DECAL, BLADE MOVEMENT DIRECTION (PICTOGRAM)	096321	1
11	DECAL, BLADE ALIGNMENT	P11789	1
12	DECAL, SAWDUST CHUTE WARNING (PICTOGRAM)	099222	1

4

Saw Head*LT40DC Saw Head Decals*

13	DECAL, KEEP AWAY - HOT PARTS (PICTOGRAM)	086099	1	
14	DECAL, BLADE DRIVE WARNING (PICTOGRAM)	096315	1	
15	DECAL, CE CERTIFIED SAWMILL (SMALL)	P85070	2	
16	DECAL, RUSSIAN SAFETY CERTIFICATION	099401	1	
17	DECAL, INTERNATIONAL SAWMILL NAME	501466	1	
18	DECAL, BLADE SETTING	P85066	1	
	DECAL, KEEP AWAY DANGER, PICTOGRAM	099221	1	
	DECAL, MAX. OIL PRESSURE, PICTOGRAM	099524	1	
19	REFLECTOR, 2 DIA RED (MOBILE SAWMILLS ONLY)	521701	2	

4.8 Blade Housing Covers



REF.	DESCRIPTION (◆ Indicates Parts Available In Assemblies Only)	PART #	QTY	
	COVER ASSEMBLY, DRIVE SIDE BLADE HOUSING WITH HANDLE	087165	1	
1	Cover Weldment, Drive Side Blade Housing	087159-1	1	◆
2	Handle, Blade Housing Cover	P08065	1	
3	Screw, #8-32 x 3/8"	F05015-8	2	
	Pin Assembly, Cover Retainer	A11881	1	
4	Pin, Safety Retainer	N/A	1	
5	Cable, 3/64" x 6" Lanyard	N/A	1	
6	DECAL, BLADE SETTING	P85066	1	
	COVER, IDLE SIDE BLADE HOUSING WITH HANDLE	086431	1	
7	Cover, Idle Side Blade Housing	086430-1	1	◆
2	Handle, Blade Housing Cover	P08065	1	
3	Screw, #8-32 X 3/8" Self-Tapping	F05015-8	2	
	Pin Assembly, Cover Retainer	A11881	1	
4	Pin, Safety Retainer	N/A	1	
5	Cable, 3/64" x 6" Lanyard	N/A	1	
8	MOUNT WELDMENT E15/E20/E25	087736-1 ¹	1	
9	HINGE, MIDDLE BLADE HOUSING COVER	S07522	1	
10	NUT, 1/4-20 SELF-LOCKING HEX	F05010-9	4	
11	NUT, COVER TURN	086365-1	2	
12	PLATE, IDLE BLADE WHEEL GUARD	086230	1	

4

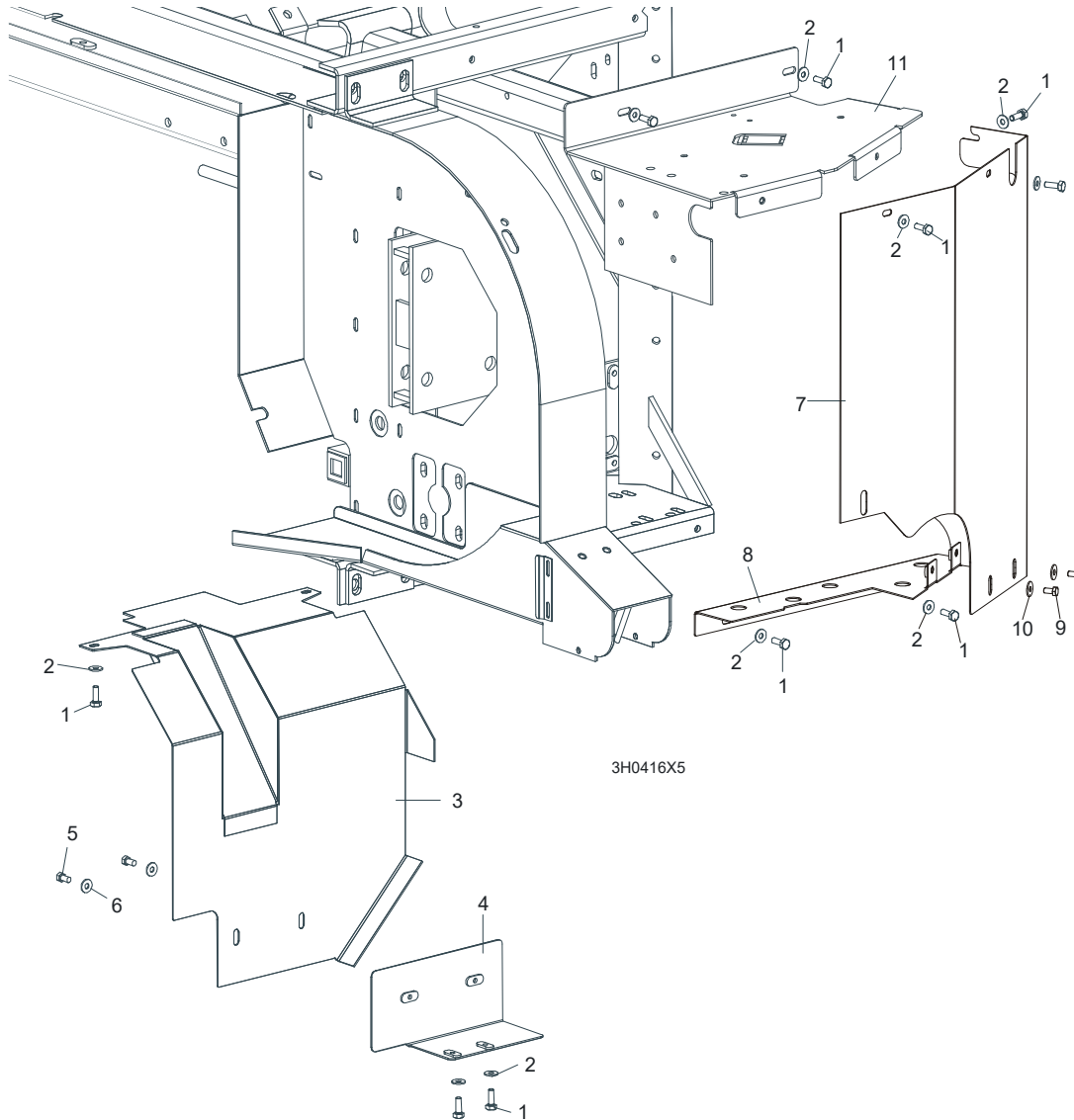
Saw Head**Blade Housing Covers**

13	NUT, 5/16-18 HEX NYLON LOCK	F05010-58	6	
14	BOLT, 5/16-18 X 3/4" HEX HEAD GRADE 2	F05006-5	6	
15	HINGE, MIDDLE BLADE HOUSING COVER	085336-1	1	
16	SWITCH ASSEMBLY, SAFETY SHUT-OFF	094301	2	
17	Switch, AZ17-11ZRK Safety	094232	2	
18	Bracket, Safety Switch Mount Painted	094300-1	2	
19	Key, AZ17/170-B5 Safety Switch	094422	2	
20	Screw, M4 x 35-8.8 Hex Socket Head Cap Zinc	F81011-34	4	
21	Screw, M4 x 12-8.8 Hex Socket Head Cap zinc	F81011-43	8	
22	Nut, M4-B Hex Nylon Zinc Lock	F81029-1	8	
23	Washer, Z4.1 Split Lock	F81051-1	4	
24	Washer, 4.3 Flat Zinc	F81051-2	8	
	BLADE FLAP ASSEMBLY	511645²	1	
25	Cover, LT40 Blade	511116-1	1	
26	Latch, Flexible Draw	014829	1	
27	Washer, 5.3 Flat Zinc	F81052-1	2	
28	Bolt, M5 X 12-5.8-Hex Head Full Thread Zinc	F81000-5	4	
29	Bolt, 10/M8 X 12-12.9 ISO-7379	F81003-62	2	
30	Nut, M5-8-Fe/Zn5 DIN985	F81030-2	2	
31	Plate, LT40 Blade Cover	512570-1	1	

¹ Only LT40 AC Sawmills

² Belongs to 091573

4.9 Drive Belt Covers

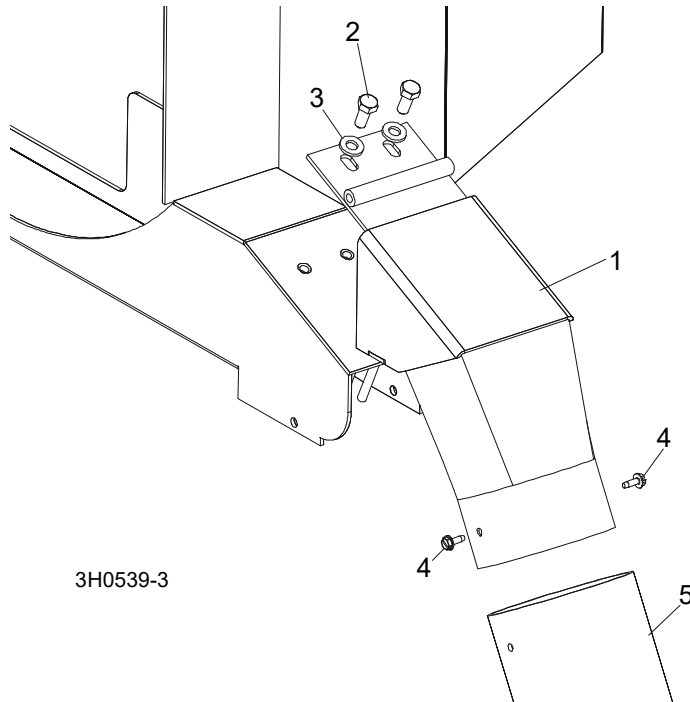


REF.	DESCRIPTION (◆ Indicates Parts Available In Assemblies Only)	PART #	QTY
1	BOLT, M6X12-8.8 ZINC	F81001-7	11
2	WASHER 6.5 ZINC	F81053-11	11
	GUARD ASSEMBLY, CLUTCH LEVER	086290	1
3	Guard Weldment, Manual Clutch	093398-1	1
4	Mount Weldment, Clutch Guard	086275-1	1
5	Bolt, M6X12-8.8 Hex Head Zinc	F81001-7	2
6	Washer, 6.5 Flat Zinc	F81053-11	2
	GUARD ASSEMBLY, DRIVE PULLEY SIDE	093396	1
7	Guard Weldment, Side Up/Down	100474-1	1
8	Guard Weldment, Saw Head Frame Lower	100473-1	1
9	Bolt, M6X12-8.8 Hex Head Zinc	F81001-7	2
10	Washer, 6.5 Flat Zinc	F81053-11	2
11	GUARD, DRIVE PULLEY TOP	087033-1	1

4 Saw Head

Sawdust Chute

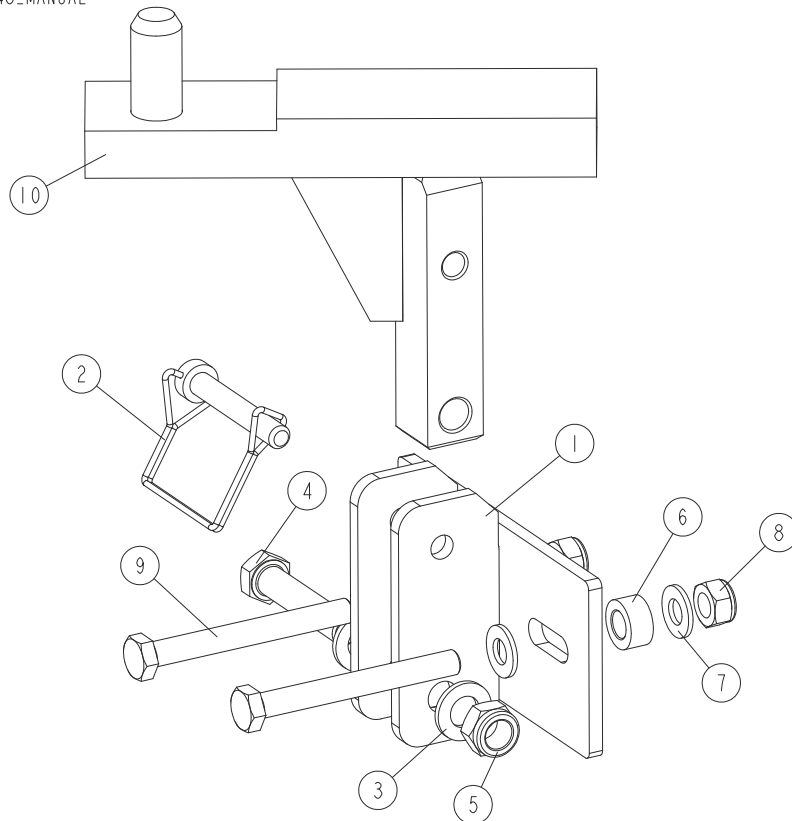
4.10 Sawdust Chute



REF.	DESCRIPTION (◆ Indicates Parts Available In Assemblies Only)	PART #	QTY
1	CHUTE, LT40 SAWDUST	100903-1	1
2	BOLT, M8X20-8.8-B-ZINC HEX HEAD	F81002-20	2
3	WASHER 8.4 FLAT ZINC	F81054-1	2
4	BOLT, #10-24 X 1/2" SELF-TAPPING	F05015-7	2
5	TUBING, 4" I.D. RUBBER	086364	0.6 m
	STRAP, 20" RUBBER W/HOOK	P11668	1
	BOLT, 1/4-20 X 1 1/4" HEX HEAD FULL THREAD	F05005-3	1
	WASHER, 7.4 FLAT	F81056-11	1
	NUT, 1/4-20 LOCK	F05010-21	1

4.11 Saw Head Pin

522948_001
522948_MANUAL



REF.	DESCRIPTION (◆ Indicates Parts Available In Assemblies Only)	PART #	QTY
-	SAW HEAD PIN, LT40M - COMPLETE	522948	1
1	BRACKET, LT40 SAW HEAD REST	522947-1	1
2	PIN, 3/8X2 1/4 SNAP	014151	1
3	WASHER, 13 FLAT ZINC	F81056-1	2
4	BOLT, M12X60-8.8-HEX HEAD ZINC	F81004-5	1
5	NUT, M12 8 HEX NYLON ZINC LOCK	F81034-2	1
6	BUSHING, 11/20-10 ZINC	090936-1	1
7	WASHER, 10.5 FLAT ZINC	F81055-1	4
8	NUT, M10 HEX NYLON ZINC LOCK	F81033-1	2
9	BOLT, M10X90-8.8-B-HEX HEAD ZINC	F81003-66	2
10	PIN WELDMENT, LT70 S/M SAW HEAD REST	094658-1	1

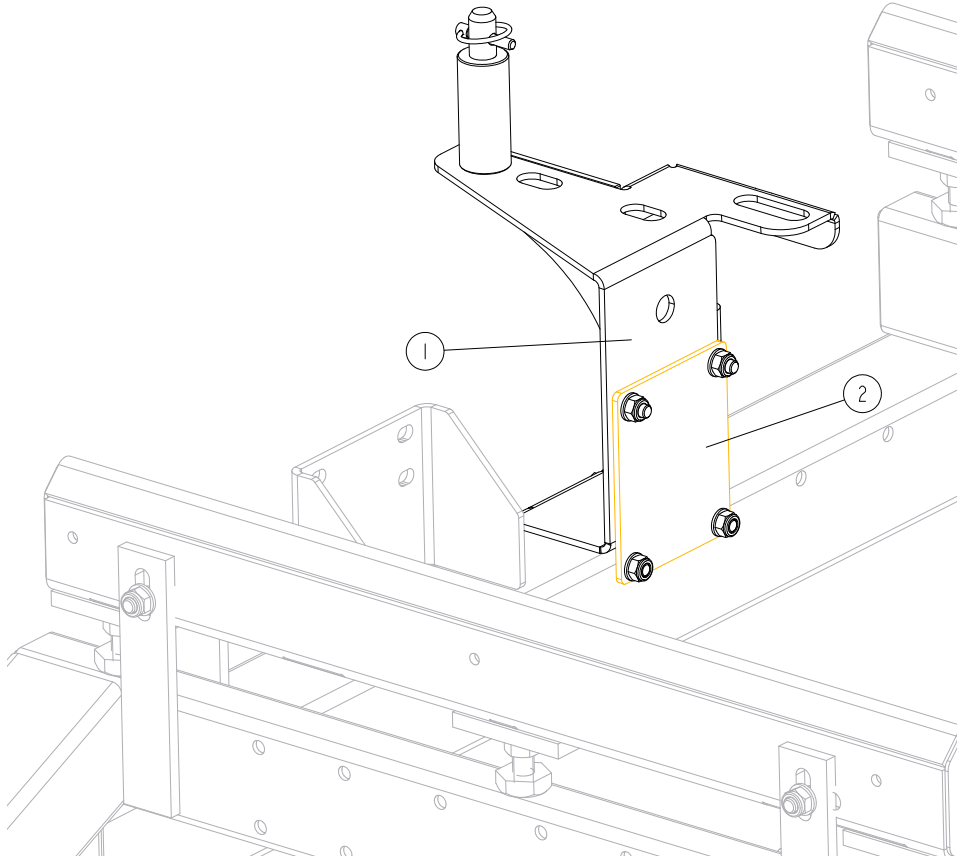
4

Saw Head

Saw Head Rest Bracket. Plate Mount.

4.12 Saw Head Rest Bracket. Plate Mount.

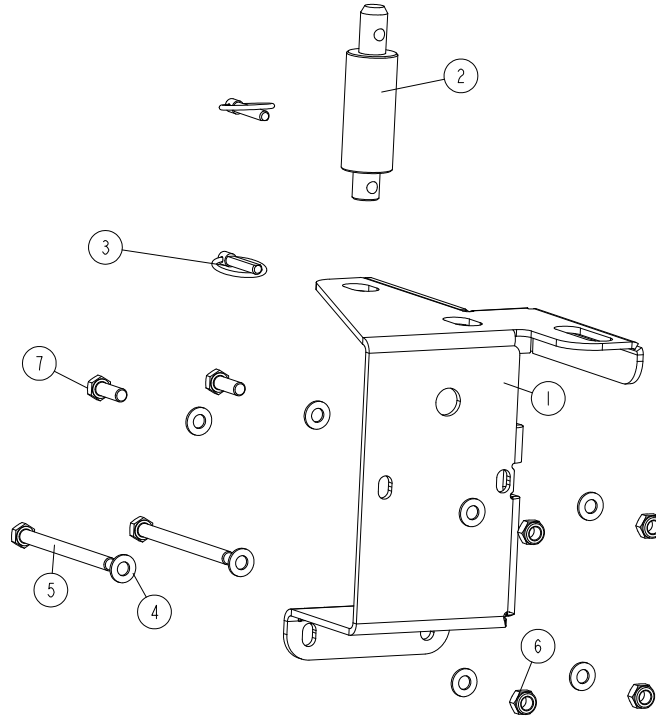
LT70ME20SAH3-WSWR_001
 LT70ME20SAH3-WSWR_MANUAL



RE.	DESCRIPTION (◆ Indicates Parts Available In Assemblies Only)	PART #	QTY
1	BRACKET, LT SAWMILL SAW HEAD REST See Section 4.13	546306	1
2	PLATE, MOUNT	087055-1	1

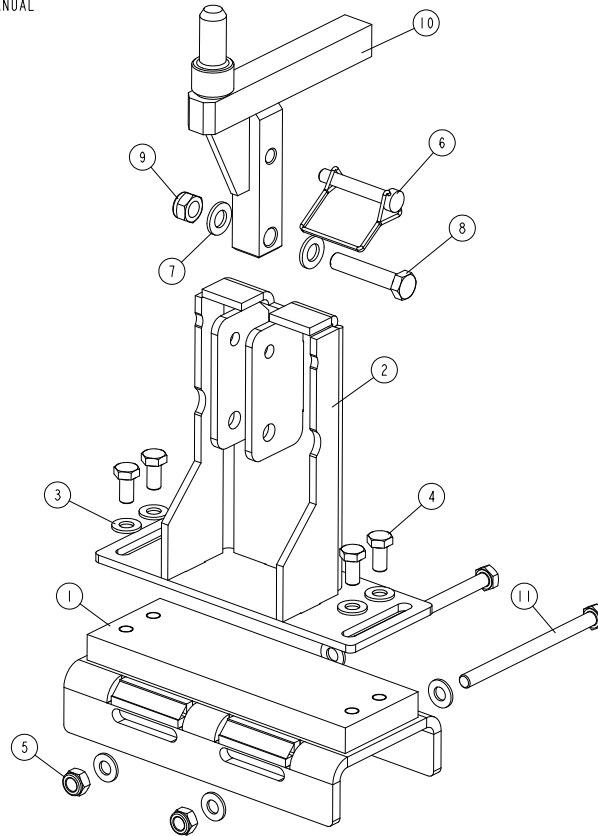
4.13 LT20/40 Saw Head Rest Bracket

546306_001
 546306_MANUAL



REF.	DESCRIPTION (◆ Indicates Parts Available In Assemblies Only)	PART #	QTY
-	BRACKET, SAW HEAD REST (LT SAWMILLS)	546306	1
1	PLATE, SAW HEAD REST BRACKET	546307-1	1
2	PIN, LT20 SAW HEAD REST BRACKET	097935-1	1
3	PIN, 8 BN914 (BOSSARD 1364650) LINCH	F81046-2	2
4	WASHER, 10.5 FLAT ZINC	F81055-1	8
5	BOLT, M10X125 8.8 HEX HEAD ZINC	F81003-18	2
6	NUT, M10-8-B HEX NYLON ZINC LOCK	F81033-1	4
7	BOLT, M10X30-8.8 HEX HEAD FULL THREAD ZINC	F81003-2	2

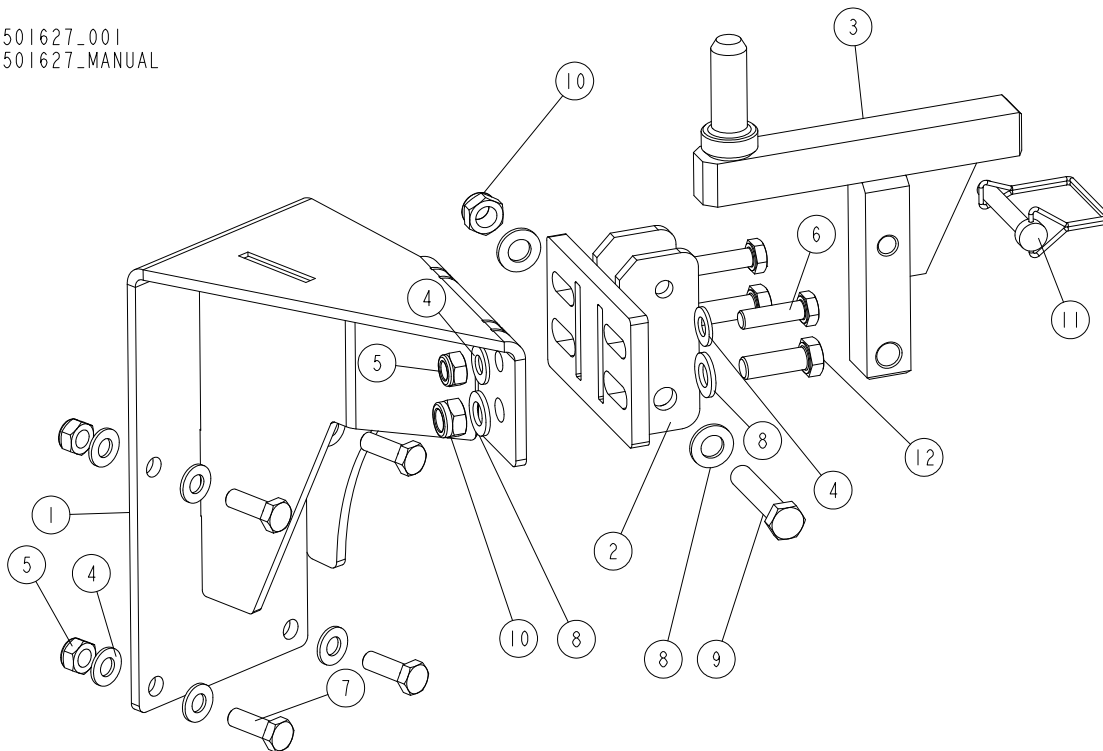
4.14 Saw Head Support Bracket (New M-type Frame, Mobile Sawmills)

555184_001
555184_MANUAL

REF.	DESCRIPTION (◆ Indicates Parts Available In Assemblies Only)	PART #	QTY	
-	BRACKET, LT40 SAW HEAD SUPPORT ("M" FRAMES)	555184	1	
1	BASE, LT20/40/70 SAW HEAD SUPPORT BRACKET	545600-1	1	
2	MOUNT WELDMENT, LT20/40/70 SAW HEAD REST PIN	545618-1	1	
3	WASHER, 10.5 FLAT ZINC	F81055-1	8	
4	BOLT, ISO 4017-M10X20-8.8-A2E HEX HEAD	F81003-53	4	
5	NUT, M10-8-B HEX NYLON ZINC LOCK	F81033-1	2	
6	PIN, 3/8X2 1/4 SNAP	014151	1	
7	WASHER, 13 FLAT ZINC	F81056-1	2	
8	BOLT, M12X60-8.8 HEX HEAD ZINC	F81004-5	1	
9	NUT, M12 8 HEX NYLON ZINC LOCK	F81034-2	1	
10	PIN WELDMENT, LT40 WIDE SAW HEAD REST	545664-1	1	
11	BOLT, M10X140-8.8 HEX HEAD ZINC	F81003-5	2	

4.15 Saw Head Rest Assembly, LT40M - 2.2

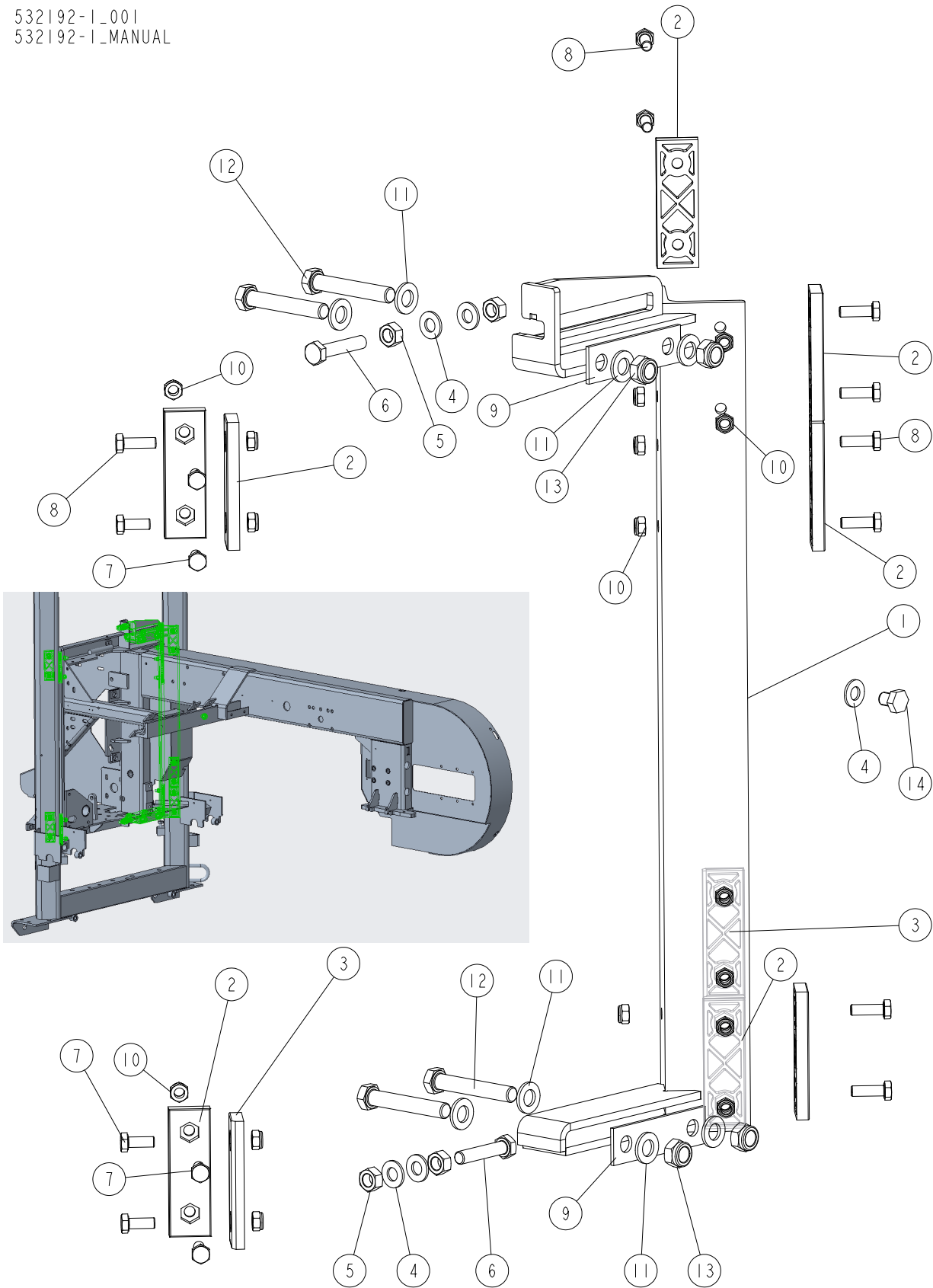
501627-001
501627-MANUAL



REF.	DESCRIPTION (* indicates parts available in assemblies only)	PART #	QTY
-	REST ASSEMBLY, LT40ME15SAH3-1.8 (WFL) SAW HEAD	501627	1
1	BRACKET WELDMENT, VERTICAL	501837-1	1
2	BRACKET, LT40 SAW HEAD REST PIN MOUNT	092765-1	1
3	PIN WELDMENT, LT50 SAW HEAD REST	090421-1	1
4	WASHER, 10.5 FLAT ZINC	F81055-1	12
5	NUT, M10-8-B HEX NYLON ZINC LOCK	F81033-1	6
6	BOLT, M10X35 8.8 HEX HEAD FULL THREAD ZINC	F81003-17	2
7	BOLT, M10X30-8.8 HEX HEAD FULL THREAD ZINC	F81003-2	4
8	WASHER, 13 FLAT ZINC	F81056-1	6
9	BOLT, M12X60-8.8 HEX HEAD ZINC	F81004-5	1
10	NUT, M12-8 DIN 982 HEX NYLON ZINC LOCK	F81034-2	3
11	PIN, 3/8X2 1/4 SNAP	014151	1
12	BOLT, M12X35 8.8 HEX HEAD FULL THREAD ZINC	F81004-24	2

4.16 LT40 Wide Saw Head Parts

532192-1_001
 532192-1_MANUAL

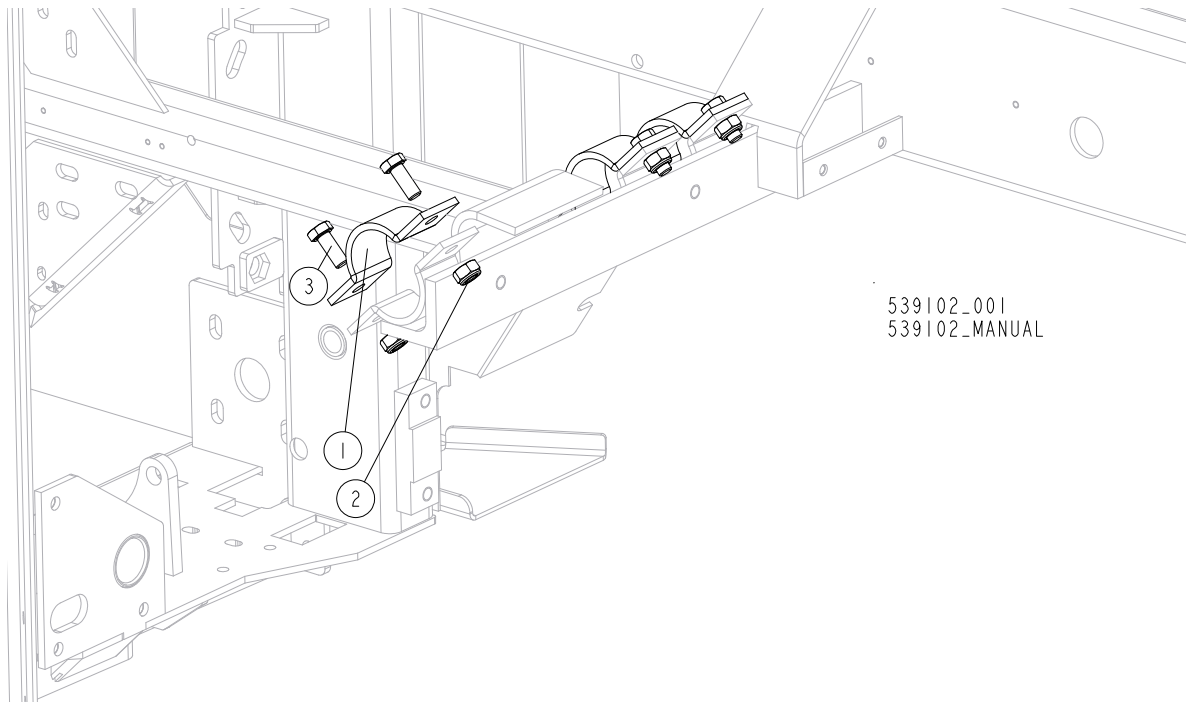


REF.	DESCRIPTION (* indicates parts available in assemblies only)	PART #	QTY	
-	SAW HEAD, LT40 AC/DC WIDE	532192-1	1	
1	GUIDE WELDMENT, METRIC SAW HEAD REAR	087125	1	
2	PADS, DELRIN UP/DOWN SLIDE	M04096	8	
3	PAD, DELRIN LOWER	016241	2	
4	WASHER, 10.5 FLAT ZINC	F81055-1	5	
5	NUT, M10 8 HEX ZINC	F81033-3	4	
6	BOLT, M10X50-8.8 HEX HEAD FULL THREAD ZINC	F81003-4	2	
7	BOLT, M8X20 8.8 HEX HEAD FULL THREAD ZINC	F81002-4	6	
8	BOLT, M8X25-8.8-B HEX HEAD FULL THREAD ZINC	F81002-5	14	
9	PLATE, V-BRACE WASHER	091247	2	
10	NUT, M8-8-B HEX NYLON ZINC LOCK	F81032-2	20	
11	WASHER, 13 FLAT ZINC	F81056-1	8	
12	BOLT, M12X75-8.8 HEX HEAD ZINC	F81004-21	4	
13	NUT, M12-8 DIN 982 HEX NYLON ZINC LOCK	F81034-2	4	
14	BOLT, M10X12 HEX HEAD FULL THREAD ZINC	F81003-30	1	

4 Saw Head

Motor Mount Clamp

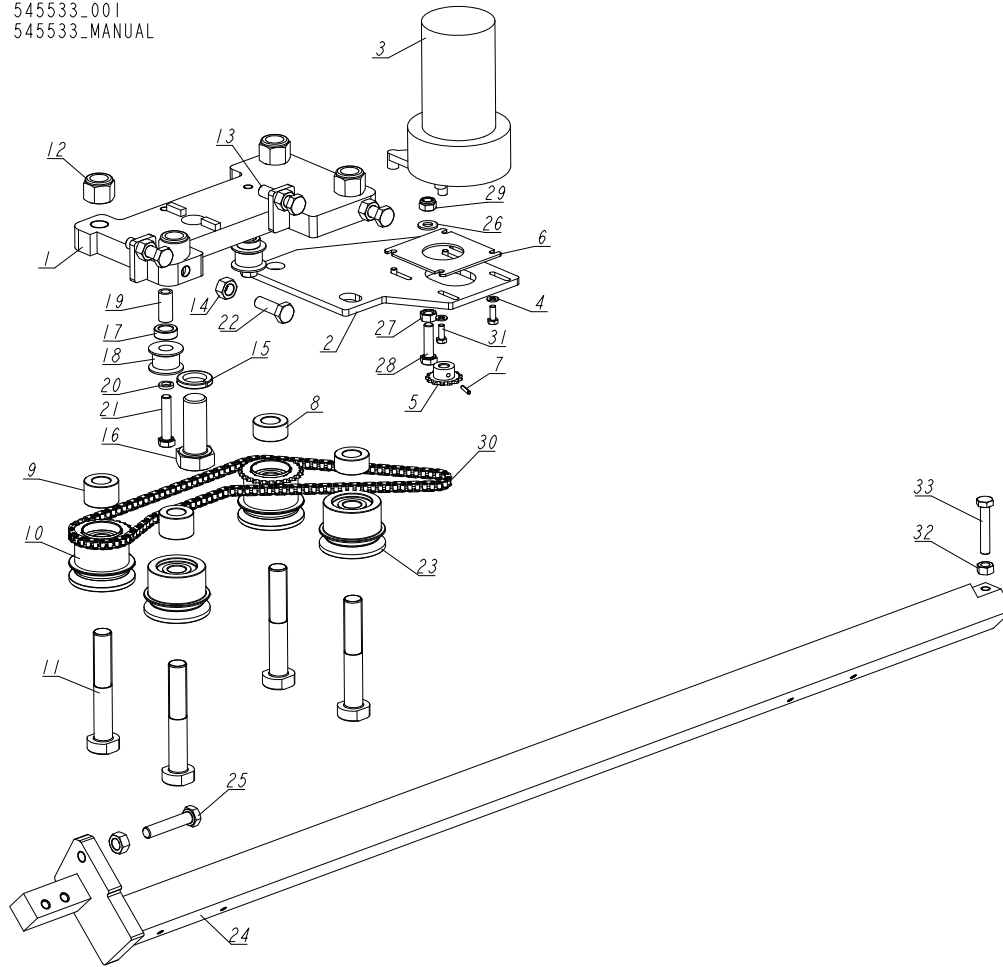
4.17 Motor Mount Clamp



REF.	DESCRIPTION (* indicates parts available in assemblies only)	PART #	QTY	
1	CLAMP WELDMENT, MOTOR MOUNT	086200-1	3	
2	NUT, M10-8-B HEX NYLON ZINC LOCK	F81033-1	6	
3	BOLT, M10X25 8.8 HEX HEAD FULL THREAD ZINC	F81003-11	3	

4.18 Blade Guide Arm w/Drive

545533_001
545533_MANUAL



REF.	DESCRIPTION (* indicates parts available in assemblies only)	PART #	QTY
-	ARM, BLADE GUIDE W/DRIVE	545533	1
1	PLATE, BLADE GUIDE ARM DRIVE	545554-1	1
2	PLATE, ARM DRIVE MOUNT	557375-1	1
3	MOTOR, CURRENT APP. 1/30HP 12VDC GEAR	557161	1
4	WASHER, 5.3 FLAT ZINC	F81052-1	4
5	SPROCKET, 25B13X.3130	P09970	1
6	PLATE, SPACER	557376-1	1
7	PIN, 3X14 GEOMET ROLL	F81044-4	1
8	BUSHING, SPACER	520284-1	2
9	BUSHING, SPACER	520285-1	2
10	ROLLER, COMPLETE DRIVE	520282	2
11	PIN, MOUNTING	519660-1	4
12	NUT, 5/8-18 NYLON ZINC LOCK	F05010-71	4
13	BOLT, M10X40-8.8 HEX HEAD FULL THREAD ZINC	F81003-16	2
14	NUT, M10 8 HEX ZINC	F81033-3	5
15	WASHER, 20.5 SPLIT LOCK ZINC	F81059-1	1
16	BOLT, M20X50-8.8-B HEX HEAD FULL THREAD ZINC	F81007-17	1
17	BUSHING, 12.5/20-7 ZINC-PLATED	101063-1	2
18	ROLLER, CHAIN TENSION	516193	2

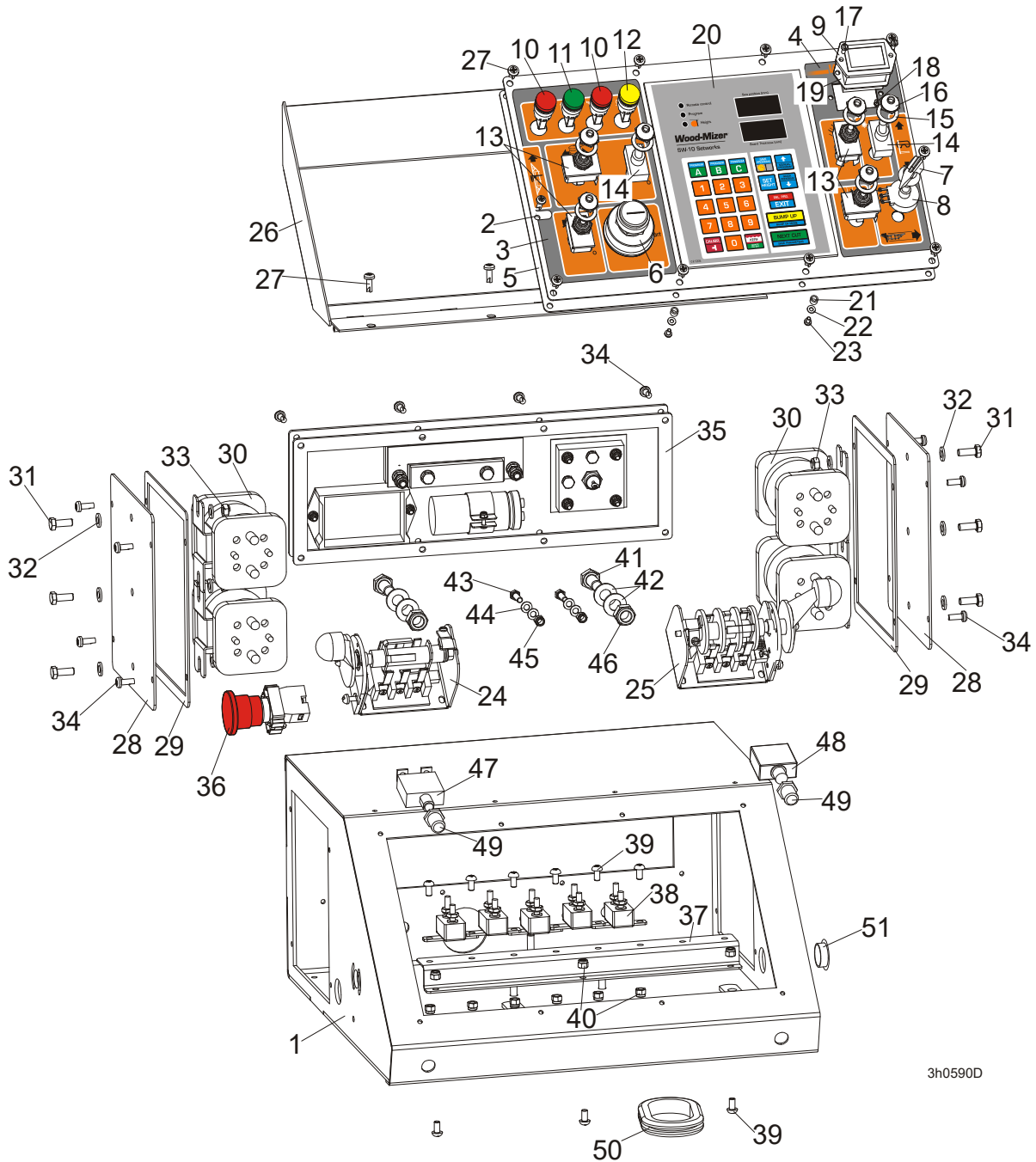
4

Saw Head**Blade Guide Arm w/Drive**

REF.	DESCRIPTION (* indicates parts available in assemblies only)	PART #	QTY	
19	BUSHING, SPACER	519345-1	2	
20	WASHER, 8.2 SPLIT LOCK ZINC	F81054-4	2	
21	BOLT, M8X40-8.8 HEX HEAD FULL THREAD ZINC	F81002-15	2	
22	BOLT, DIN933-M10X30-8.8-A2E HEX HEAD FULL THREAD	F81003-111	4	
23	ROLLER, IDLER	520839	2	
24	ARM, BLADE GUIDE	545531-1	1	
25	BOLT, M10X50-8.8 HEX HEAD FULL THREAD ZINC	F81003-4	1	
26	WASHER, 8.4 FLAT ZINC	F81054-1	2	
27	NUT, M8 DIN 934 A2-70 STAINLESS STEEL	F81032-7	1	
28	BOLT, M8X30 8.8 HEX HEAD FULL THREAD ZINC	F81002-7	1	
29	NUT, M8-8-B HEX NYLON ZINC LOCK	F81032-2	1	
30	CHAIN, DRIVE	519358	1	
31	BOLT, #10-32X1/2 HH	F81000-35	4	
32	NUT, M8-8-B HEX ZINC	F81032-1	1	
33	BOLT, M8X45-8.8 HEX HEAD FULL THREAD ZINC	F81002-14	1	

SECTION 5 CONTROL & BATTERY BOXES

5.1 Control Assembly, LT40 Series DH



3h0590D

REF.	DESCRIPTION (◆ Indicates Parts Available In Assemblies Only)	PART #	QTY
	CONTROL BOX ASSEMBLY, LT40 DC	098375	1
	CONTROL BOX ASSEMBLY, LT40 DC - D25	570204	1
1	Box, LT40 Control	098373-1	1
	Panel, LT40 DC Front Control Complete	098691	1



Control & Battery Boxes

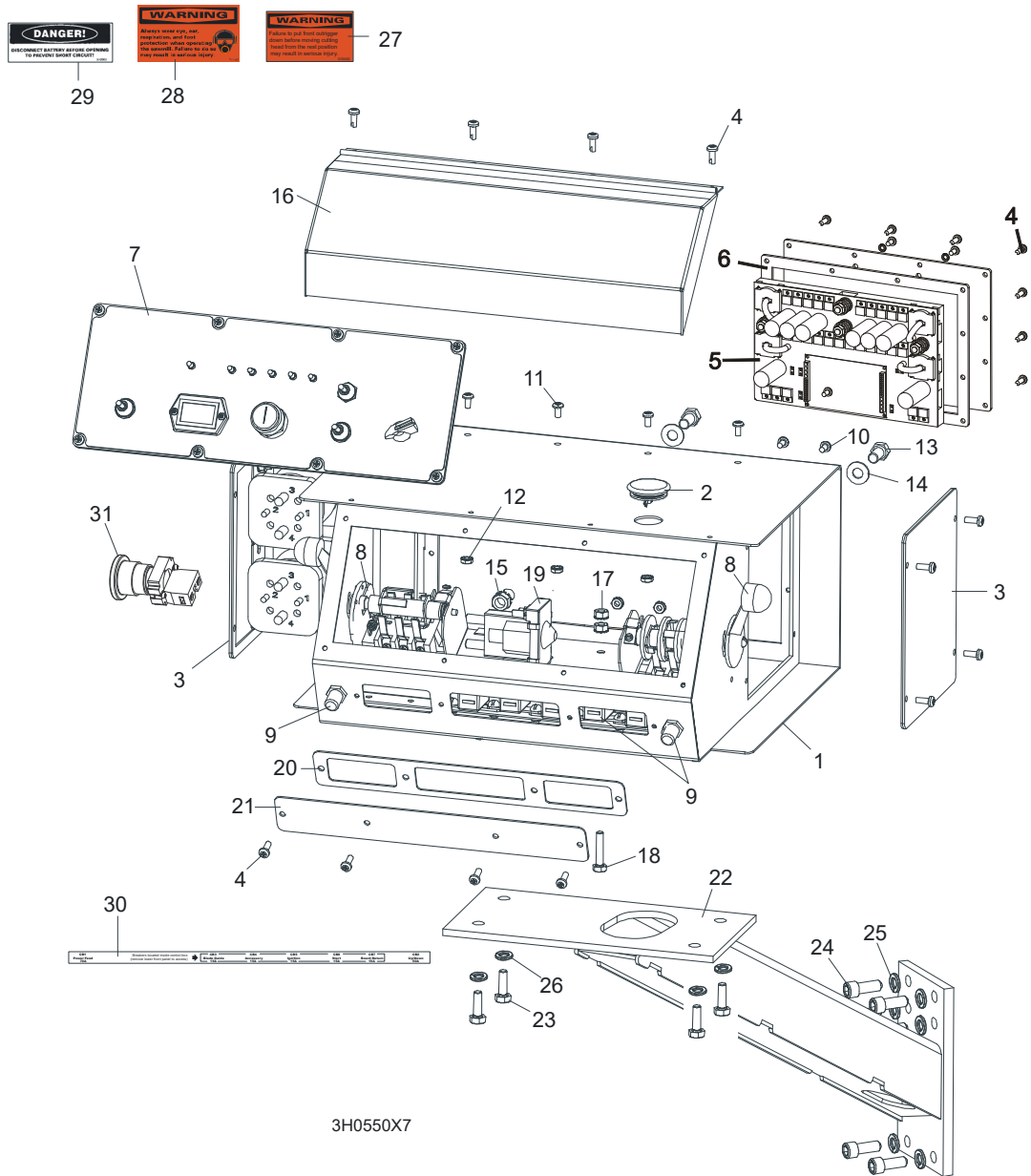
Control Assembly, LT40 Series DH

2	Panel, LT20/40 DC Front Control	100573-1	1	
	Panel, LT40 DC Front Control	098376-1 ¹	1	
	Panel, LT40 DC Front Control, G38 Engine	545989-1	1	
3	Decal, LT40 DC Control Box Left	099595	1	
	Decal, LT40 DC Control Box Left, G38 Engine	539816	1	
4	Decal, LT40 DC Control Box Right	099596	1	
5	Gasket, LT20/40 Control Box	097132	1	
6	Switch, Key	P04350	1	
7	Knob, Speed Control	P06257	1	
8	Potentiometer, 1k Feed Rate	E20519	1	
9	Meter, Hour	093166	1	
10	Light, XB6AV4BB Red	091099	2	
11	Light, XB6AV3BB Green	087348	1	
12	Light, XB6AV5BB Yellow	089812	1	
13	Switch, Toggle	024200	4	
14	Switch, SPST On/Off 15A .25 TABS Toggle	P03027	2	
15	Washer, 1/2x3/4x1/16 Nylon	P05251-1	6	
16	Boot, Toggle Switch	P02575	6	
17	Bolt, M3x12-8.8 Zinc	F81000-12	2	
18	Nut, M3-6 Nylon Zinc Lock	F81028-2	2	
19	Gasket, Hour Meter	093346	1	
20	Controller, SW-10 Setworks	500628	1	
21	Spacer, 4.2x6mm Idler	R80671-4	6	
22	Washer, 3.2 Flat Zinc	F81050-2	6	
23	Screw, M3x8-4.8 Zinc	F81000-83	6	
24	Switch, 1992GS Pwr/Feed (Service Package)	E20438	1	
25	Switch, 1992 Up/Down (Service Package)	E20440	1	
26	Cover Weldment, LT20/40 Complete	097135-1	1	
27	Bolt, #10-24x1/2 Ph Pan Hd, Type 23	F05015-17	14	
	Solenoid Assembly, DC Up/Down	086747	1	
	Solenoid Assembly, DC Power Feed	086749	1	
	Cover, Control Box Side Complete	086700	1	
28	Cover, Control Box Side	086699-1	1	
29	Gasket, Control Box Side	015274	1	
30	Solenoid, 200A 12V DPST	015417	2	
31	Bolt, M6x16 8.8 Hex Head Full Thread Zinc	F81001-15	3	
32	Washer, 6.4 Flat Zinc	F81053-1	6	
33	Nut, M6-8-B Hex Nylon Lock Zinc	F81031-2	3	
34	Bolt, #10-24x1/2 Ph Pan Hd, Type 23	F05015-17	12	
	Panel Assy, Power Feed Control SMT 97+	024412	1	
35	Gasket, Power Feed Control	015278	1	
36	Switch, XB2 BS542 Emergency	086556	1	
	Breaker Assembly, Sawmill Control Circuit	086746	1	
37	Rail, Circuit Breaker	015310	1	◆
38	Breaker, 15A Manual Reset	E20430	5	◆
39	Screw, H M5x10 8.8 Zinc	F81000-13	9	
40	Nut, M5-8 Zinc	F81030-2	9	
41	Bolt, M10x20-5.8 Hex Head Full Thread Zinc	F81003-1	2	

42	Washer, 10.5 Flat Zinc	F81055-1	4	
43	Nut, M10-8-B Nylon Hex Zinc Lock	F81033-1	2	
44	Bolt, M5x16-8.8 Zinc	F81000-20	2	
45	Washer, 5.3 Flat Zinc	F81052-1	4	
46	Nut, M5-8 Zinc	F81030-2	2	
47	Breaker, 70A Manual Reset Panel Mount	015527	1	
48	Breaker, 50A Manual Reset Panel Mount	021256	1	
49	Boot, Circuit Breaker	021253	2	
50	Grommet, Rubber	087065	1	
51	Cap, SR1086 22.2 Dia. Hole	093544	1	
	Relay, Time P3SRP30-W4-C10 - D25	568555	1	

¹ Use in African version only.

5.2 Control Assembly (Gas/Diesel), Optional Equipment

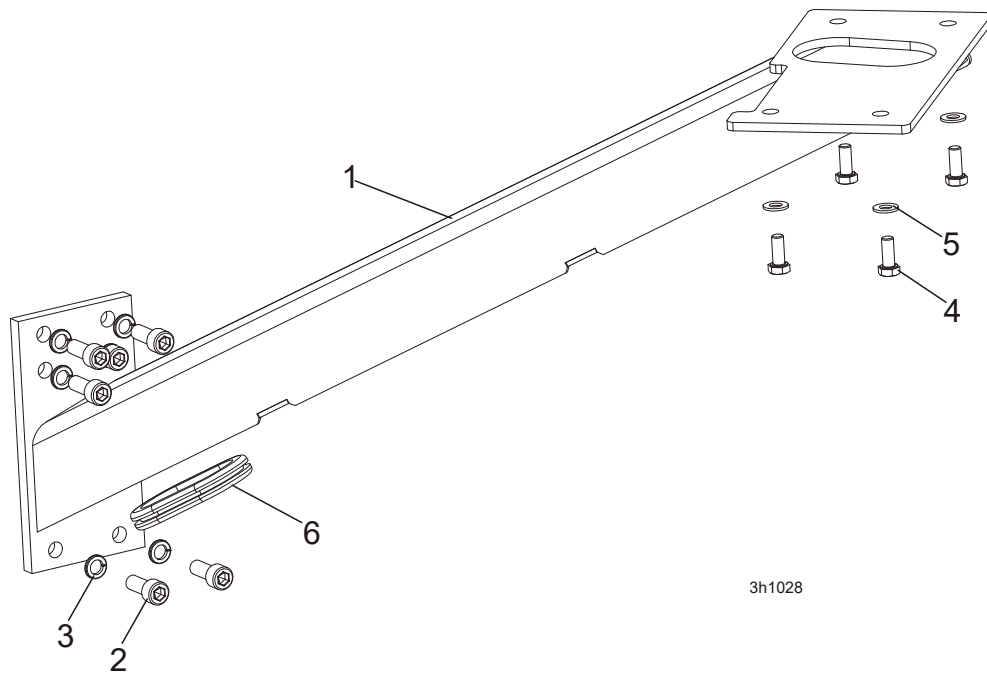


3H0550X7

REF.	DESCRIPTION (◆ Indicates Parts Available In Assemblies Only)	PART #	QTY
	CONTROL BOX ASSEMBLY, D42	095000	1
1	DC Control Box	095012-1	1
2	Plug, AS075 Oiltite	E20570	1
3	Solenoid Parts (See Section 5.6)		
4	Screw, #10-24 x 1/2" Pan Head	F05015-17	16
5	Panel Assembly, Power Feed Control	095010-1	1
	Circuit Board, Control Box Power Feed	051667	1
6	Gasket, Rear Access Panel	095011	1
7	Front Control Panel & Wiring Harnesses (Section 5.4)		
8	Drum Switches (Section 5.3)		
9	Circuit Breakers (Section 5.5)		
10	Screw, #10-24 x 3/8" Phillips Pan Head	F05004-3	2

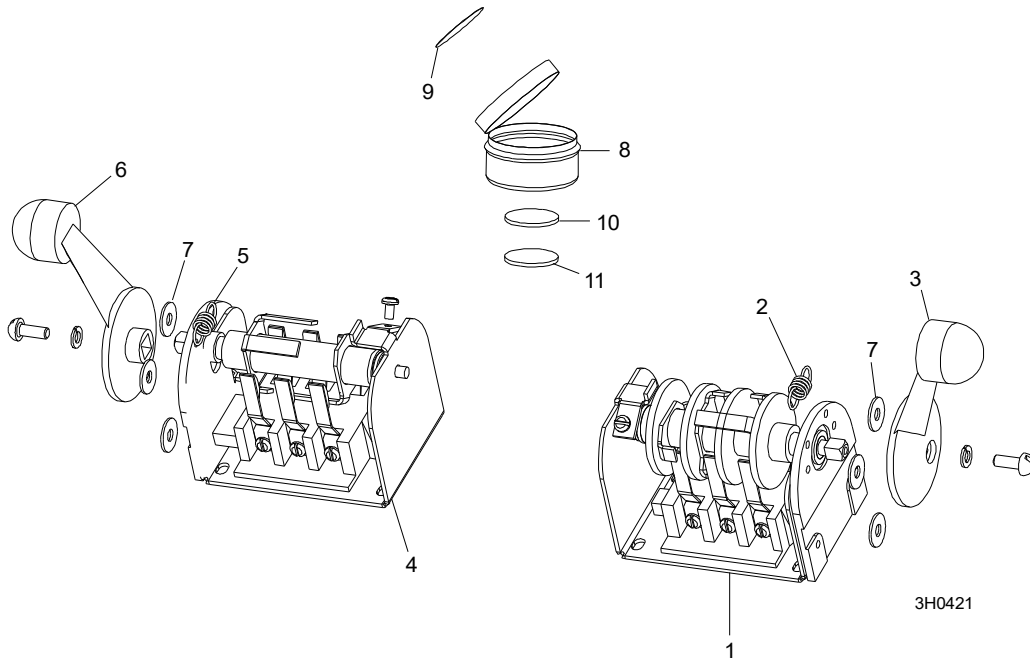
11	Screw, #10-24 x 3/8" Phillips Pan Head Machine with Neo Washer	F05004-148	4	
12	Nut, #10-24 Self-Locking	F05010-14	6	
13	Bolt, 3/8-16 x 3/4" Hex Head	F05007-27	2	
14	Washer, 10.5 Flat	F81055-1	2	
15	Nut, 3/8" Lock Nut	F05010-19	2	
16	Cover, Control Box Hinged	015304	1	
17	Nut, 1/4-20 Self-Locking	F05010-9	2	
18	Bolt, 1/4-20 x 1 1/4" Hex Head Tap	F05005-3	1	
19	Solenoid, 200A 12V SPST	015470	1	
	Diode Assembly, Solenoid Coil Chassis GND	087496	1	
20	Gasket, Front Access Panel	015266	1	
21	Panel, Control Box Front Access	086704-1	1	
22	MOUNT WELDMENT, STANDARD CONTROL BOX	086732-1	1	
23	NUT, 5/16-18 SELF-LOCKING HEX	F05010-20	4	
24	BOLT, M10 X 25-8.8 SOCKET HEAD	F81003-32	4	
25	WASHER, 10.2 SPLIT LOCK	F81055-2	4	
26	WASHER, 3/8" EXTERIOR STAR LOCK	F05011-36	4	
27	DECAL, FRONT OUTRIGGER WARNING	015400	1	
28	DECAL, EAR/EYE PROTECTION WARNING	S11753	1	
29	DECAL, DISCONNECT BATTERY DANGER	S12002	1	
30	DECAL, CIRCUIT BREAKER ID ('98 SUPER)	024362	1	
31	SWITCH, RED EMERGENCY STOP XALJ174F	E22703-2	1	

5.3 Control Box Bracket



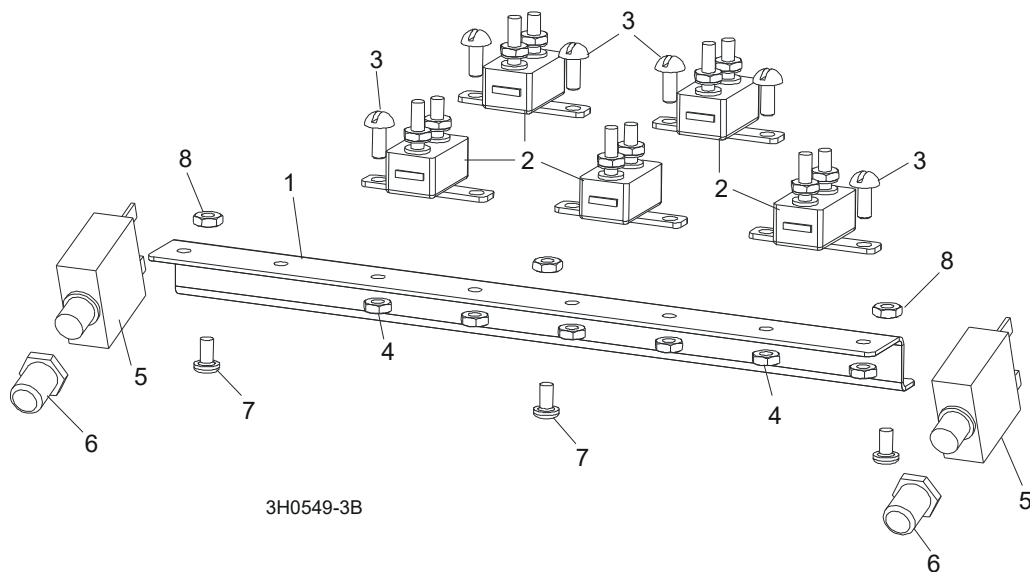
REF.	DESCRIPTION (◆ Indicates Parts Available In Assemblies Only)	PART #	QTY	
1	MOUNT WELDMENT, STANDARD CONTROL BOX	086732-1	1	
2	SCREW, M10x25 8.8 HEX SOCKET HEAD CAP ZINC	F81003-32	6	
3	WASHER, 10.2 SPLIT LOCK ZINC	F81055-2	6	
4	BOLT, M8X20-8.8-B HEX HEAD FULL THREAD ZINC	F81002-4	4	
5	WASHER, 8.4 FLAT ZINC	F81054-1	4	
6	GROMMET, RUBBER	087065	1	

5.4 Drum Switches



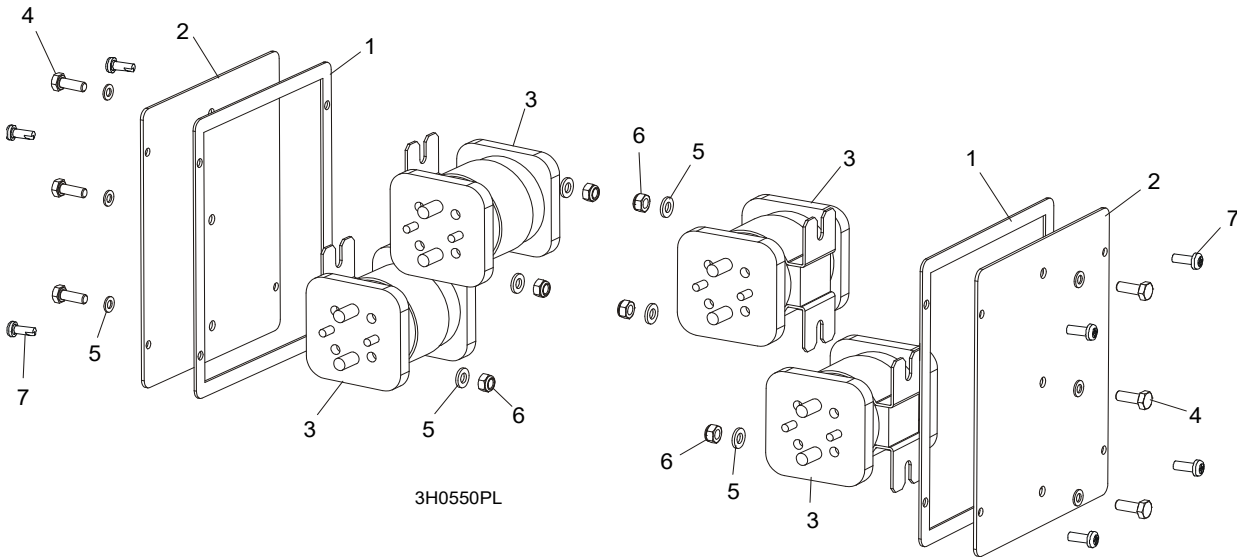
REF.	DESCRIPTION (◆ Indicates Parts Available In Assemblies Only)	PART #	QTY	
	SWITCH ASSEMBLY, UP/DOWN DRUM	E20440	1	
1	Switch, S12 Bulk Drum	E20440-B	1	◆
2	Spring, Drum Switch	P12570	1	
3	Handle, Drum Switch Replacement	P12500	1	
	SWITCH ASSEMBLY, POWER FEED DRUM	E20438	1	
4	Switch, S10 Bulk Drum	E20438-B	1	◆
5	Spring, Drum Switch	P12570	1	
6	Handle, Drum Switch Replacement	P12500	1	
7	WASHER, #8 SAE FLAT	F05011-41	6	
	CUP ASSEMBLY, DRUM SWITCH GREASE	A20463	1	
8	Cup, Plastic Container	P20464	1	◆
9	Decal, Grease Cup Label	P20467	1	
10	Pad, Velcro Loop	P20466	1	◆
11	Pad, Velcro Hook	P20465	1	◆
	Grease, High Temp Drum Switch	P20468	.011m	◆

5.5 Circuit Breakers



REF.	DESCRIPTION (◆ Indicates Parts Available In Assemblies Only)	PART #	QTY
1	RAIL, CIRCUIT BREAKER	525779-1	1
2	BREAKER, 15 AMP MANUAL RESET	E20430	5
3	SCREW, H M5X10 8.8 SLOTTED HEAD ZINC	F81000-13	6
4	NUT, M5-8 HEX SELF-LOCKING ZINC	F81030-2	6
5	BREAKER, 70 AMP MANUAL RESET PANEL MOUNT	015527	2
6	BOOT, CIRCUIT BREAKER	021253	2
7	BOLT, M5X12-5.8 ZINC	F81000-5	3
8	NUT, M5-8 SELF-LOCKING ZINC	F81030-2	3

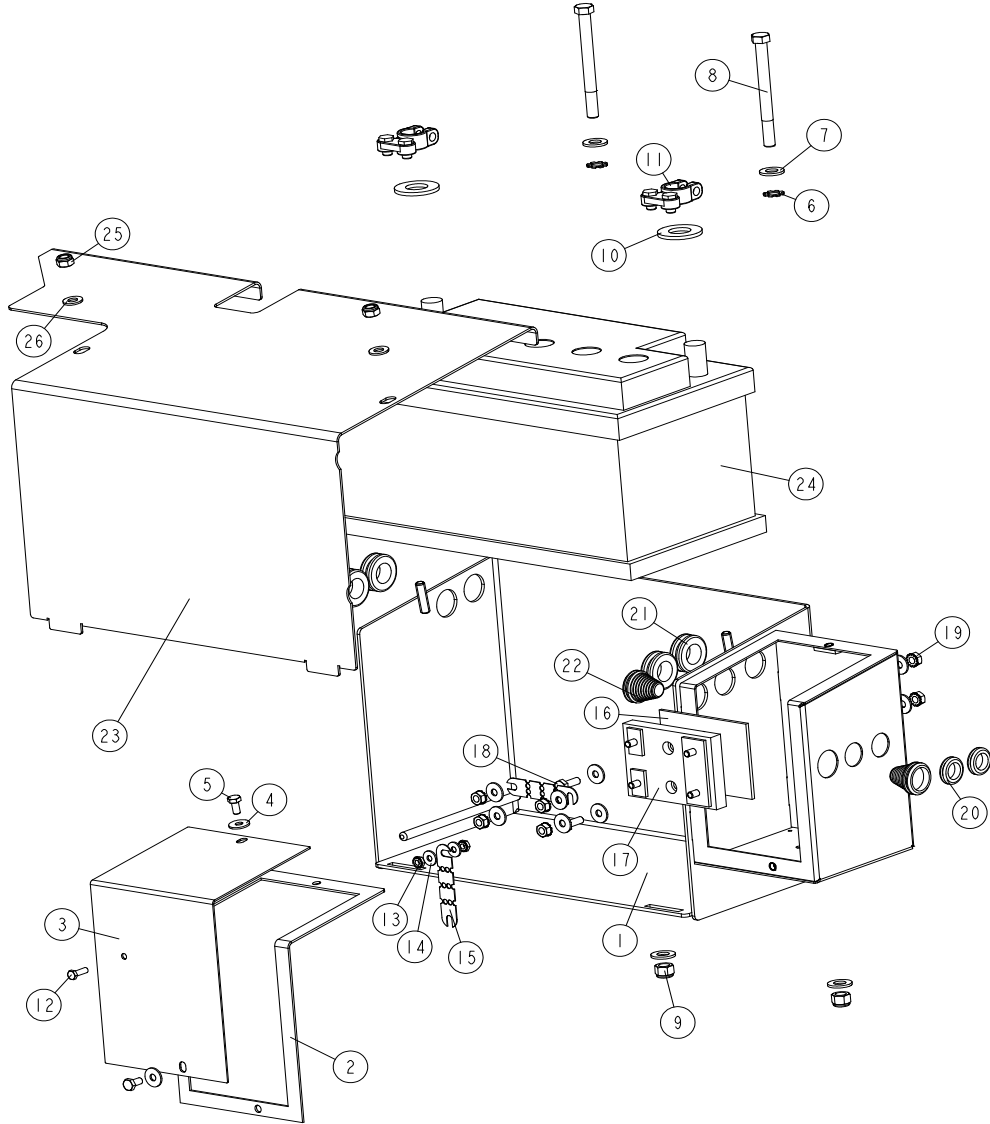
5.6 Solenoid Assemblies



REF.	DESCRIPTION (◆ Indicates Parts Available In Assemblies Only)	PART #	QTY
1	GASKET, SIDE PANEL CONTROL	015274	2
2	PANEL WELDMENT, SIDE	086699-1	2
3	SOLENOID, 200A 12V DPST	015417	4
4	BOLT, M6X16 8.8 HEX HEAD FULL THREAD ZINC	F81001-15	6
5	WASHER, 6.4 FLAT	F81053-1	12
6	NUT, M6-8 HEX	F81031-2	6
	DIODE ASSEMBLY, SOLENOID COIL CHASSIS GND	087496	4
7	SCREW, #10-24 X 1/2" PAN HEAD	F05015-17	8

5.7 Battery Box Assembly, LT40 Series

086509_001_A
 086509_MANUAL

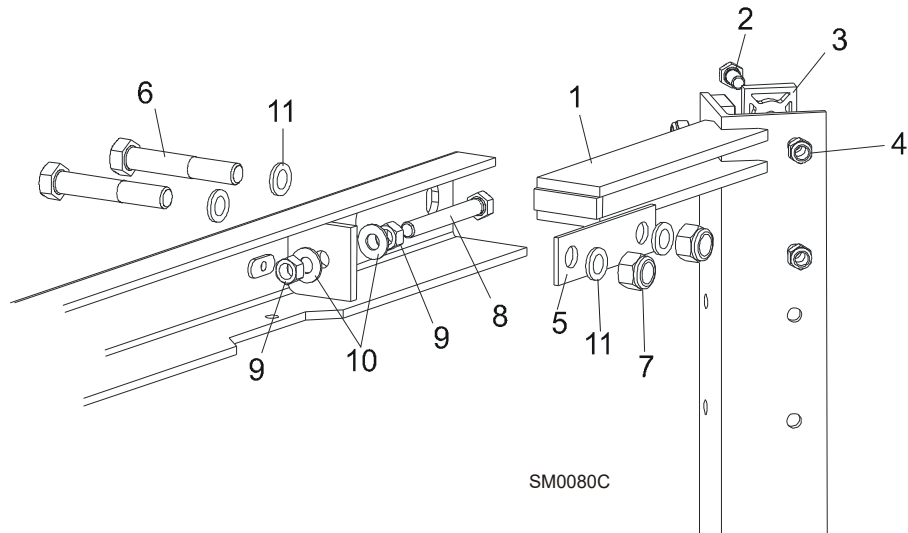


REF.	DESCRIPTION (* indicates parts available in assemblies only)	PART #	QTY
-	BOX ASSEMBLY, LT40SHD/LT40MHD BATTERY	086509	1
1	BOX WELDMENT, BATTERY	086265-1	1
2	GASKET, FUSE BOX	092226	1
3	LID, FUSE BOX	092222-1	1
4	WASHER, 6.5 SPECIAL FLAT ZINC-PL.	F81053-11	10
5	BOLT, M6X12-8.8 HEX HEAD FULL THREAD ZIN	F81001-7	2
6	WASHER, 10.5 EXTERNAL TOOTH ZINC LOCK	F81055-3	2
7	WASHER 10,5 ZC DIN 126 ISO 7091	F81055-1	4
8	BOLT, 3/8-16 X 4" HEX HEAD GRADE 2	F05007-4	2
9	NUT, 3/8-16 HEX NYLON LOCK	F05010-10	2
10	WASHER, FELT BATTERY TERMINAL	P12161	2

REF.	DESCRIPTION (* indicates parts available in assemblies only)	PART #	QTY	
11	TERMINAL, BATTERY	P05085	2	
12	SCREW, #10-24 X 5/8" HEX HEAD	F05004-18	1	
13	NUT, #10-24 SELF-LOCKING	F05010-14	2	
14	WASHER, 5.5 SPECIAL FLAT ZINC	F81052-3	2	
15	FUSE LINK, 12 VOLT 150 AMP	023361	2	
16	PLATE, 3MM PLASTIC FUSE BOX	585483	1	
17	BLOCK, RELAY	585482	1	
18	BOLT, 1/4-20X3/4 FT HHC	F05005-1	2	
19	NUT, 1/4-20 SELF-LOCKING HEX ZINC	F05010-9	6	
20	GROMMET, 5/8" RUBBER WIRE	P11764	2	
21	GROMMET, RUBBER 3/4 ID	025247	4	
22	GROMMET, 1709 (26/3/10-22) STEPPED	098816	2	
23	LID WELDMENT, BATTERY BOX SUPER	086277-1	1	
24	BATTERY, "BANNER" 12V100AH	088323	1	
25	NUT, M8-8-B HEX NYLON ZINC LOCK	F81032-2	2	
26	WASHER, 8.4 FLAT ZINC	F81054-1	2	

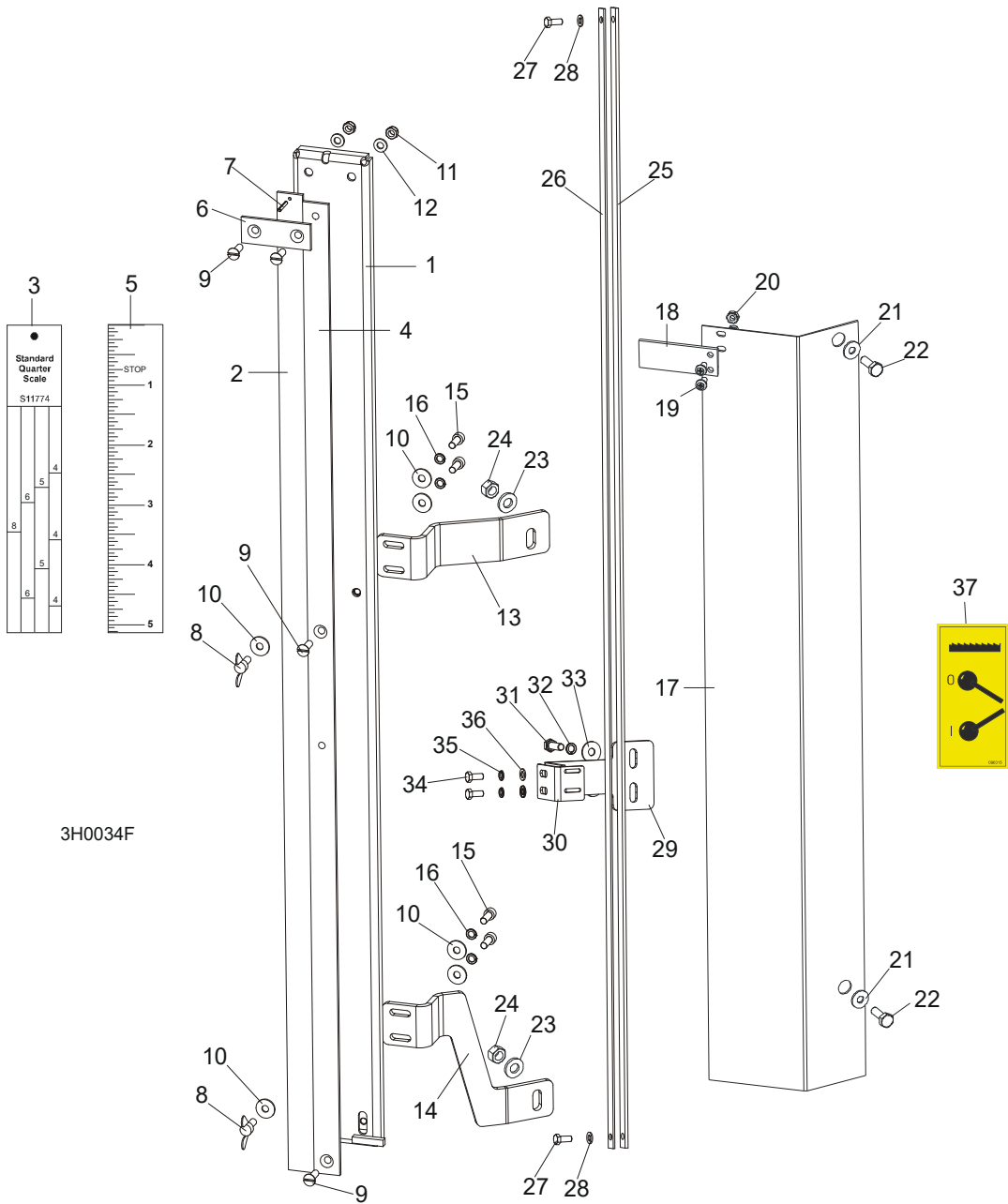
SECTION 6 UP/DOWN SYSTEM

6.1 Saw Head V-Brace Mount



REF.	DESCRIPTION (◆ Indicates Parts Available In Assemblies Only)	PART #	QTY	
1	V-BRACE, SAW HEAD MOUNT	087125	1	
2	BOLT, M8X20-5.8-ZINC HEX HEAD	F81002-4	10	
	BOLT, M8X25-8.8-B-ZINC HEX HEAD	F81002-5	2	
3	PAD, PLASTIC SLIDE	M04096	6	
4	NUT, M8-8-B-ZINC HEX NYLON LOCK	F81032-2	12	
5	PLATE, V-BRACE WASHER	091247	2	
6	BOLT, M12X75-8.8-ZINC	F81004-21	4	
7	NUT, M12 - 8 NYLON LOCK	F81034-2	4	
8	BOLT, M10X70-8.8-ZINC HEX HEAD	F81003-20	2	
9	NUT, M10-8-B-ZINC HEX	F81033-3	4	
10	WASHER, 10.5 FLAT	F81055-1	4	
11	WASHER, 13 SPLIT LOCK ZINC	F81056-1	8	

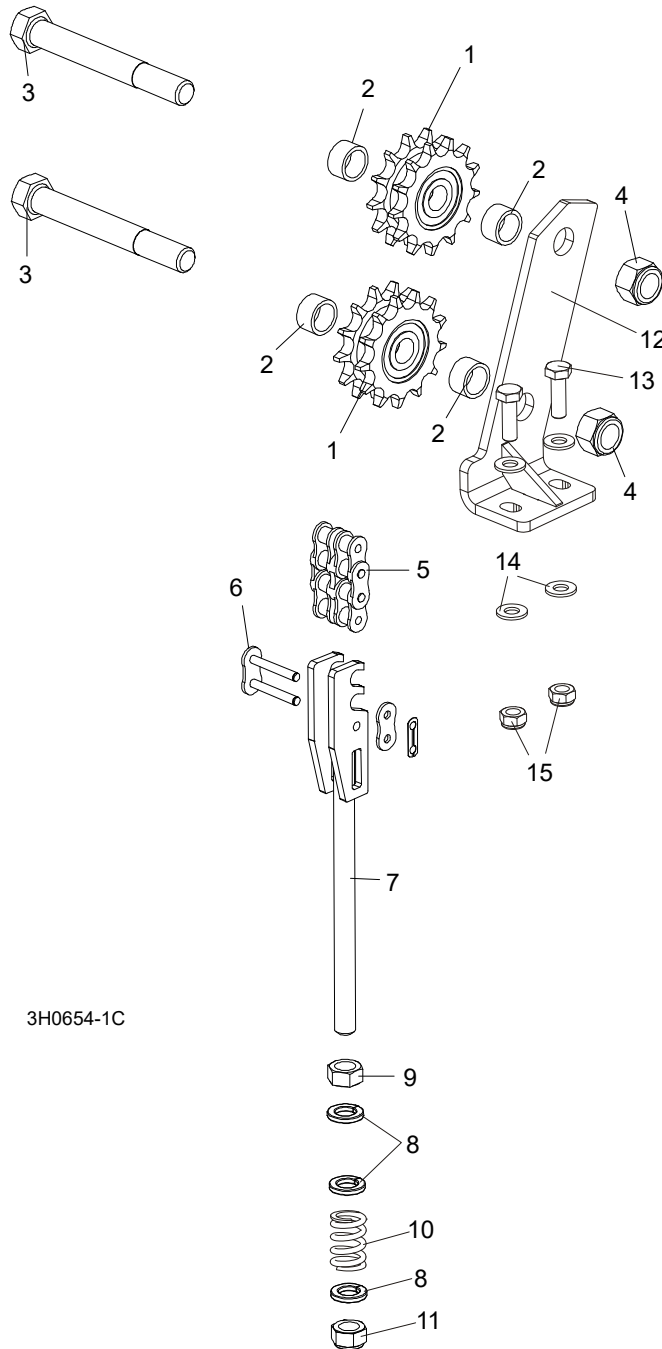
6.2 Blade Height Scale



REF.	DESCRIPTION (◆ Indicates Parts Available In Assemblies Only)	PART #	QTY
	SCALE, BLADE HEIGHT W/SCANNER	098882	1
1	Bracket, Scale Mounting	098890-1	1
2	Scale, 35" Quarter	093342	1
3	Decal, 35" Standard Quarter Scale	090716	1
	Decal, 35" Grade Hardwood Quarter Scale	090717	1
4	Scale, 35" Inch	093341	1
5	Decal, 35" Inch	090709	1
6	Strap, Scale Hold-Down	093134	1
7	Pin, 3x20 Roll	F81044-5	1

8	Screw, M6x16 Wing	F81001-16	2	
9	Screw, M6x20- 4.8-B	F81001-31	4	
10	Washer, 6.5 Flat	F81053-11	7	
11	Nut, M6-8-B Hex Nylon Lock Zinc	F81031-2	2	
12	Washer, 6.4 Flat Zinc	F81053-1	2	
13	Bracket, Scale Upper	098880-1	1	
14	Bracket, Scale Lower	505618-1	1	
15	Screw, M6x16-8.8 Hex Socket Head Cap Zinc	F81001-21	4	
16	Washer, Z6.1 Split Lock Zinc	F81053-3	4	
	Pointer Assembly, Fixed Scale	A12023	1	
17	Bracket, Fixed Scale Pointer Mount	087044-1	1	◆
18	Indicator, Blade Height Scale	094821	1	
19	Screw, M4x25-8.8 Hex Socket Head Cap Zinc	F81011-43	2	
20	Nut, M4-B Hex Nylon Zinc Lock	F81029-1	2	
21	Washer, 6.5 Flat	F81053-11	2	
22	Bolt, M6x12-8.8 Hex Head Full Thread Zinc	F81001-7	2	
23	Washer, 8.4 Flat	F81054-1	2	
24	Nut, M8-8-B Hex Lock	F81032-2	2	
	MAGNETIC STRIP ASSY	097774	1	
	Bar with Magnetic Strip	098173-1	1	
25	Magnetic Strip MB320 (1m)	096014-1	1	
26	Bar, Magnetic Strip	098173	1	
27	Bolt, M5 X 12-8.8 Hex Head Full Thread Zinc	F81000-5	2	
28	Washer, 5.3 Flat Zinc	F81052-1	2	
	BRACKET, SENSOR COMPLETE	100620	1	
29	Bracket, Sensor	100599-1	1	
30	Bracket, Sensor	100619-1	1	
31	Bolt, M6x20-8.8 Hex Head Full Thread Zinc	F81001-2	2	
32	Washer, Z6.1 Split Lock Zinc	F81053-3	2	
33	Washer, 6.5 Flat Zinc	F81053-11	2	
34	Bolt, M5 X 12-5.8 Hex Head Full Thread Zinc	F81000-5	2	
35	Washer, 5.1 Split Lock Zinc	F81052-2	2	
36	Washer, 5.3 Flat Zinc	F81052-1	2	
	DECAL KIT, METRIC SCALE	K12064	1	
	Decal, Metric	S11711	1	
	Decal, Metric 16-40mm	P12040-1	1	
	Decal, Metric 45-63mm	P12040-2	1	
37	DECAL, CLUTCH HANDLE OPERATION, PICTOGRAM	096315	1	

6.3 Up/Down Chain & Sprockets

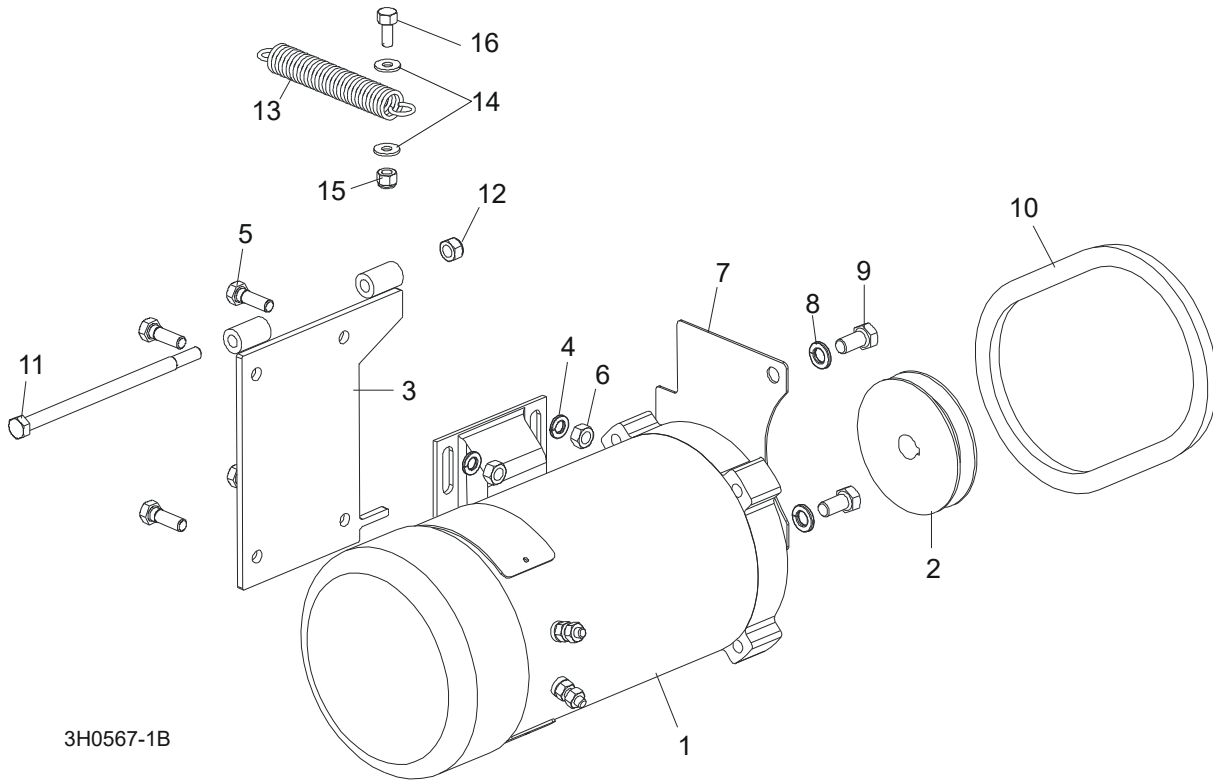


3H0654-1C

REF.	DESCRIPTION (◆ Indicates Parts Available In Assemblies Only)	PART #	QTY
	SPROCKET KIT, UP/DOWN IDLER #50-2	016020	1
1	Sprocket, Up/Down Idler '98	016019	2
2	Washer, Sprocket Spacer	095927-1	4
	Instruction Sheet, Up/Down Idler Retrofit	016020-541	1
3	BOLT, 5/8-11 X 5" HEX HEAD GRADE 2	F05009-6	2
4	NUT, 5/8-11 HEX NYLON LOCK	F05010-34	2
	CHAIN, IWIS 10B-2, COMPLETE	518534	1

5	Chain, IWIS 10B-2-121 Links, DIN 8187-1	518535	1	
6	Link, 10B-2, DIN 8187-1 Master	518536	1	
	TENSIONER ASSEMBLY, UP/DOWN CHAIN	094283	1	
7	Bracket, Up/Down Chain Tensioner	094281-1	1	◆
8	Washer, 13 Flat Zinc	F81056-1	3	
9	Nut, M12-8-B Hex	F81034-1	1	
10	Spring, 14x30x3.2	090797	1	
11	Nut, M12-8 Hex Nylon Zinc Lock	F81034-2	1	
12	PLATE, UP/DOWN SPROCKET - COMPLETE	507026-1	1	
13	BOLT, M8X25-8.8-B HEX HEAD FULL THREAD	F81002-5	2	
14	WASHER, 8.4 FLAT ZINC	F81054-1	4	
15	NUT, M8-8-B HEX NYLON LOCK ZINC	F81032-2	2	

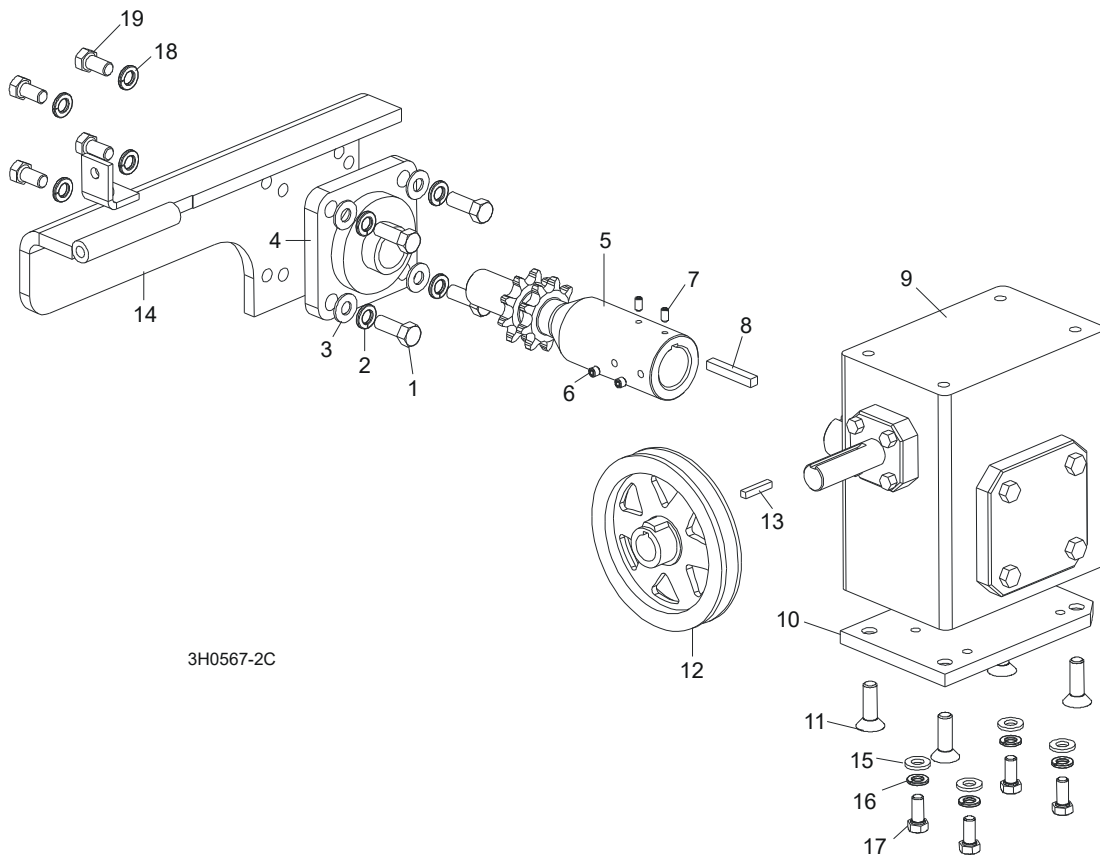
6.4 Up/Down Motor Assembly, LT40 Series



3H0567-1B

REF.	DESCRIPTION (◆ Indicates Parts Available In Assemblies Only)	PART #	QTY
	UP/DOWN MOTOR ASSEMBLY	092818	1
1	Motor, 3/4 HP Electric	015174	1
	Brush Kit, Power Feed Motor (Includes 2 Brushes and 2 Springs)	024167	1
	Fan, 3/4 HP Leeson Motor Replacement	016087	1
	Brake, HPS 10.84 230VAC LT40	083607	1
2	Pulley, AK28 x 5/8"	033852	1
3	Bracket Wldmt, Up/Down Motor	095738-1	1
4	Washer, 8.4 Flat Zinc	F81054-1	4
5	Bolt, M8x20-8.8-B Hex Head Full Thread Zinc	F81002-4	4
6	Nut, M8-8-B Hex Nylon Lock Zinc	F81032-2	4
7	Guard, Up/Down Sprocket	095739-1	1
8	Washer, 10.2 Split Lock	F81055-2	2
9	Bolt, 3/8-16 x 3/4" Hex Head	F05007-27	2
10	BELT, 4L245	038459	1
11	BOLT, M8X160-8.8-B ZINC	F81002-22	1
12	NUT, M8-8-B NYLON LOCK HEX ZINC	F81032-2	1
13	SPRING, .75" X 5" X .095" EXTENSION	015569	1
14	WASHER, 6.5 FLAT ZINC	F81053-11	2
15	NUT, M6-8-B NYLON LOCK HEX ZINC	F81031-2	2
16	BOLT, M6x25-8.8 ZINC	F81001-20	1

6.5 Up/Down Drive Assembly, LT40 Series

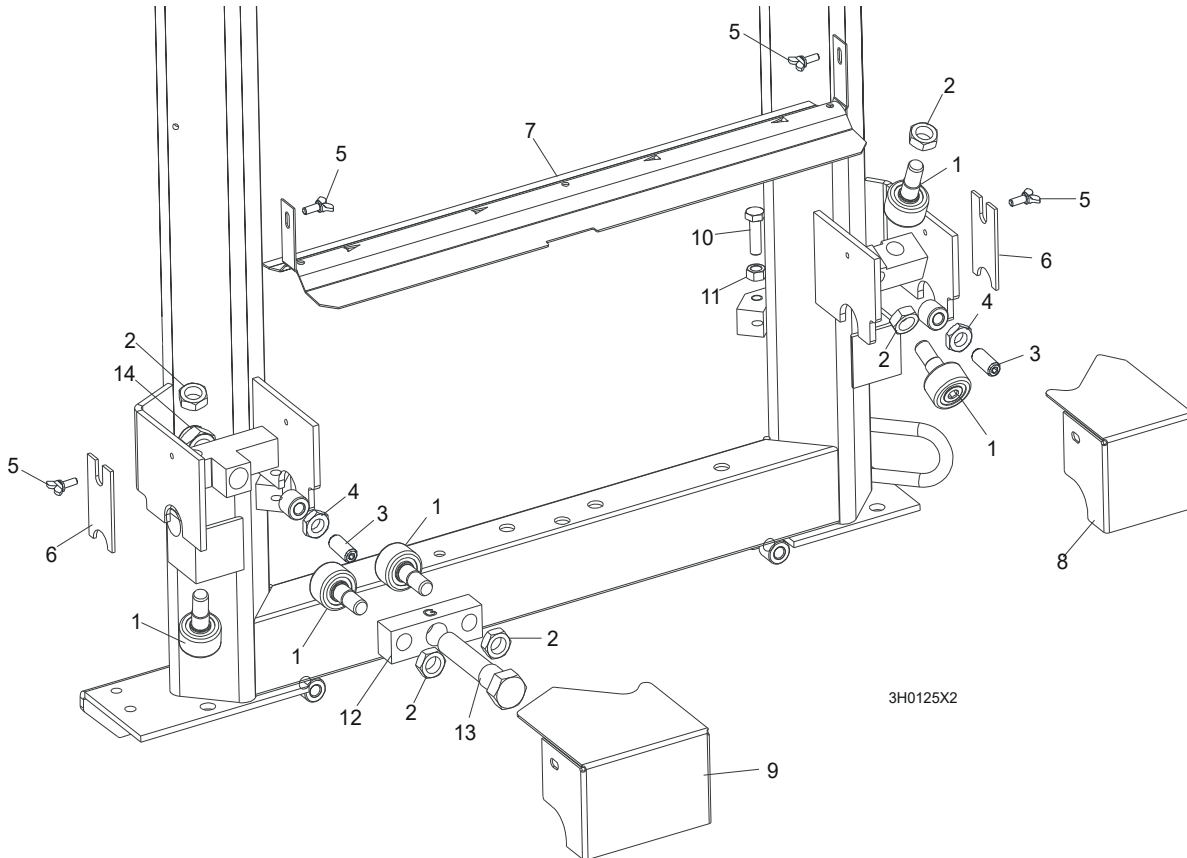


3H0567-2C

REF.	DESCRIPTION (◆ Indicates Parts Available In Assemblies Only)	PART #	QTY
	UP/DOWN DRIVE ASSEMBLY	092817	1
1	Bolt, 3/8-16 x 1" Hex Head	F05007-7	4
2	Washer, 10.2 Split Lock	F81055-2	4
3	Washer, 10.5 Flat	F81055-1	4
4	Bearing, Flanged Up/Down	014090	1
5	Shaft, Up/Down Sprocket	092816-1	1
6	Screw, M8 x 8-33H	F81014-1	2
7	Screw, M8 x 8-33H	F81014-1	2
8	Key, 1/4" Square x 1 11/16" Long	S04124	1
9	Reducer, Gear Box	518041	1
10	Plate, Gear Box Spacer	095894-1	1
11	Bolt, 3/8-16 x 1" Flat Socket Head	F05007-110	4
12	Pulley, Up/Down	015256	1
13	Key, 3/16" Square x 1" Long	S31027	1
14	Bracket Wldmt, Up/Down Bearing	095893-1	1
15	WASHER, 8.4 FLAT	F81054-1	8
16	WASHER, 8.2 SPLIT LOCK	F81054-4	4
17	BOLT, 5/16-18 X 1" HEX HEAD	F05006-5	4
18	WASHER, 10.5 SPLIT LOCK	F81055-1	4
19	BOLT, 3/8-16 X 3/4" HEX HEAD	F05007-27	4
	OIL, 8 OZ. MOBIL SHC634 BOTTLED SYNTHETIC GEAR	L04869-4	1

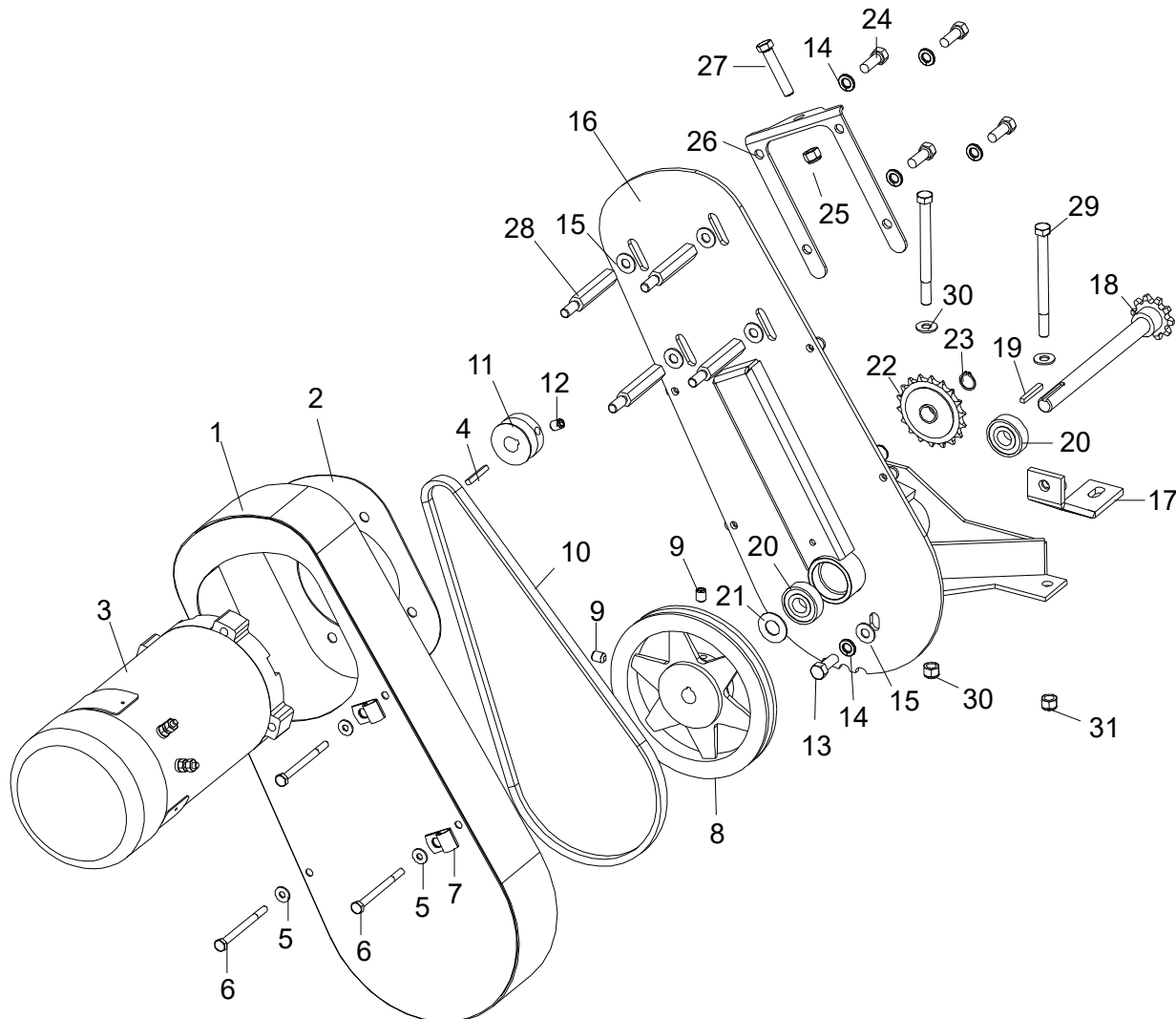
SECTION 7 POWER FEED & TRACK ROLLERS

7.1 Upper Track Rollers And Wipers



REF.	DESCRIPTION (◆ Indicates Parts Available In Assemblies Only)	PART #	QTY
1	ROLLER, TRACK CAM BEARING (MCGILL)	012797	5
2	NUT, 5/8-18 HEX JAM	F05010-11	5
3	SCREW, M12 X 30 OVAL POINT SET	F81004-14	2
4	NUT, M12-8-B HEX JAM	F81034-1	2
5	SCREW, M6 X 16 THUMB	F81001-16	4
6	WIPER, PLASTIC TRACK	M04113	2
7	COVER, LT40/70 MIDDLE TRACK - SERVICE	522292-S	1
	Cover, LT40/70 Middle Track	522292-1	1
	Strip, 3/16 X 2 X 23 Felt	S09915	1
8	HOUSING, UPPER TRACK ROLLER REAR	086913-1	1
9	HOUSING, UPPER TRACK ROLLER FRONT	086914-1	1
10	BOLT, M10 X 35-8.8 HEX HEAD	F81003-17	2
11	NUT, M10-8 HEX JAM	F81033-3	2
12	BRACKET, UPPER TRACK ROLLER	086859-1	1
13	BOLT, HEX HEAD	086911	1
14	NUT, M20-8 HEX	F81037-2	1

7.2 Power Feed AssemblyLT40 Series

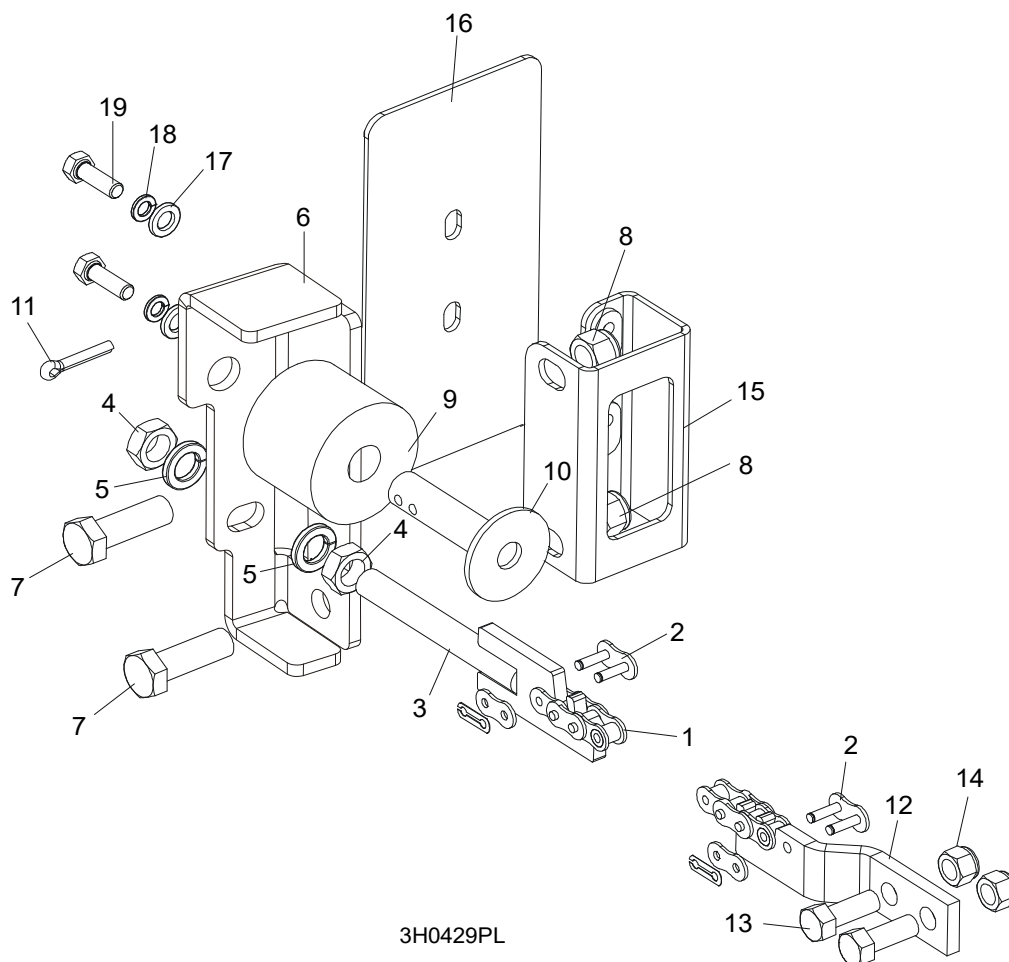


3H0619-2

REF.	DESCRIPTION (◆ Indicates Parts Available In Assemblies Only)	PART #	QTY
	POWER FEED ASSEMBLY	015125	1
1	Cover Weldment, Top Power Feed	015126	1
2	Plate, Power Feed Motor	601628-1	1
3	Motor, 3/4HP Power Feed	024169	1
	Brush Kit, Leeson 3/4HP Motor (Includes 2 Brushes and 2 Springs)	024167	1
	Fan, 3/4 HP Leeson Motor Replacement	016087	1
4	Key, 3/16" Square x 1 3/8" Long	016109	1
5	Washer, 6.5 Flat	F81053-11	4
6	Bolt, M6x80 Hex Head Zinc	F81001-61	4
7	Clamp, 1/2" EMT Coated	P07584	2
8	Sheave, AK71 x 5/8" Power Feed (200ft./min.)	016088	1

9	Screw, 5/16-18 x 3/4" Cup Point Set	F05006-32	2	
10	Belt, AX36 (200ft./min.)	016083	1	
11	Sheave, 1 3/4" Feed Motor	015135	1	
12	Screw, 3/8"-16 x 1/2" Cup Point Set	F05007-12	1	
13	Bolt, M10x25-8.8 Hex Head Zinc	F81003-11	1	
14	Washer, 10.2 Split Lock	F81055-2	5	
15	Washer, 10.5 Flat	F81055-1	5	
16	Bracket, Power Feed Mount	015162-1	1	
17	Brace Weldment, Power Feed Mounting	086554-1	1	
	Shaft Assembly, Power Feed with Key	016066	1	
18	Shaft Weldment, Power Feed	015129	1	◆
19	Key, 3/16" Square x 1 3/8" Long	016108	1	
20	Bearing, 6203 2RSP6-5/8 CX	095087	2	
21	Washer, 5/8" x 15/16" x .094" Nylon	F05011-19	1	
22	Sprocket, 40 Idler 18T 5/8" ID	P04333	1	
23	Ring, Z15 Outer Retaining	F81090-2	1	
24	Bolt, 3/8-16 x 3/4" Hex Head	F05007-27	4	
25	Nut, 3/8-16 Hex Nylon Lock	F05010-10	1	
26	Plate, Belt Tensioner	015134	1	
27	Bolt, 3/8-16 x 2" Full Thread Hex Head	F05007-16	1	
28	Spacer, Power Feed Motor	015136	4	
29	BOLT, 3/8-16 X 4 1/2" HEX HEAD	F05007-35	2	
30	WASHER, 10.5 FLAT	F81055-1	4	
31	NUT, 3/8-16 HEX NYLON LOCK	F05010-10	2	

7.3 Feed Chain/Stop, LT40 Series



3H0429PL

REF.	DESCRIPTION (◆ Indicates Parts Available In Assemblies Only)	PART #	QTY
	CHAIN KIT, LT40S FEED	K10408	1
	CHAIN KIT, LT40M FEED	K10410	1
1	Chain, #40 X 215" LT40S Feed	014744	1
	Chain, #40 X 267.5" LT40M Feed	014745	1
	Chain 0.9M #40 35.5"	521579	1
2	Link, #40 Master	P04200	2
3	Tensioner Weldment, Power Feed Chain	086818-1	1
4	Nut, M12-5 Hex Jam	F81034-4	2
5	Washer, 12.2 Split Lock	F81056-2	2
6	BRACKET, FEED CHAIN REAR MOUNT	087628-1	1
7	BOLT, M12 X 40 8.8 HEX HEAD FULL THREAD ZINC	F81004-4	2
8	NUT, M12-8 HEX NYLON LOCK	F81034-2	2
	STOP KIT, RUBBER CARRIAGE	K09630	2
9	Stop, Rubber Carriage	P12165	1
10	Pin, Rubber Carriage Stop	086182-1	1
11	Pin, 3/16" X 1" Cotter	F05012-21	1
12	BRACKET, FRONT FEED CHAIN MOUNT	095733-1	1
13	BOLT, M10x25 8.8 HEX HEAD	F81003-31	2

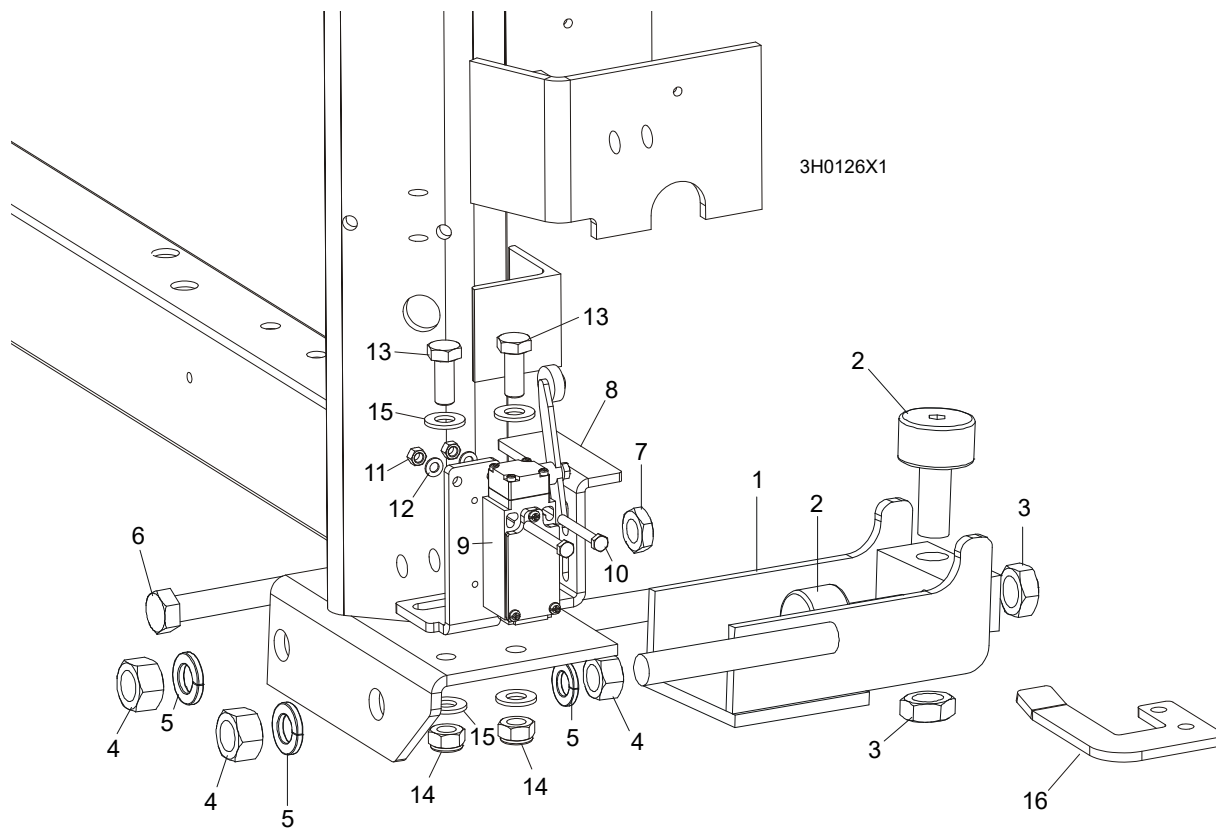
Power Feed & Track Rollers

Feed Chain/Stop, LT40 Series

7

14	NUT, M10-8-B HEX NYLON LOCK	F81033-1	2	
15	BRACKET WELDMENT, REAR MAIN TUBE COVER MOUNT	087105-1	1	
16	COVER, REAR MAIN TUBE	015023	1	
17	WASHER, 8.4 FLAT	F81054-1	2	
18	WASHER, 8.2 SPLIT LOCK	F81054-4	2	
19	BOLT, M8x25-8.8 HEX HEAD	F81002-5	2	

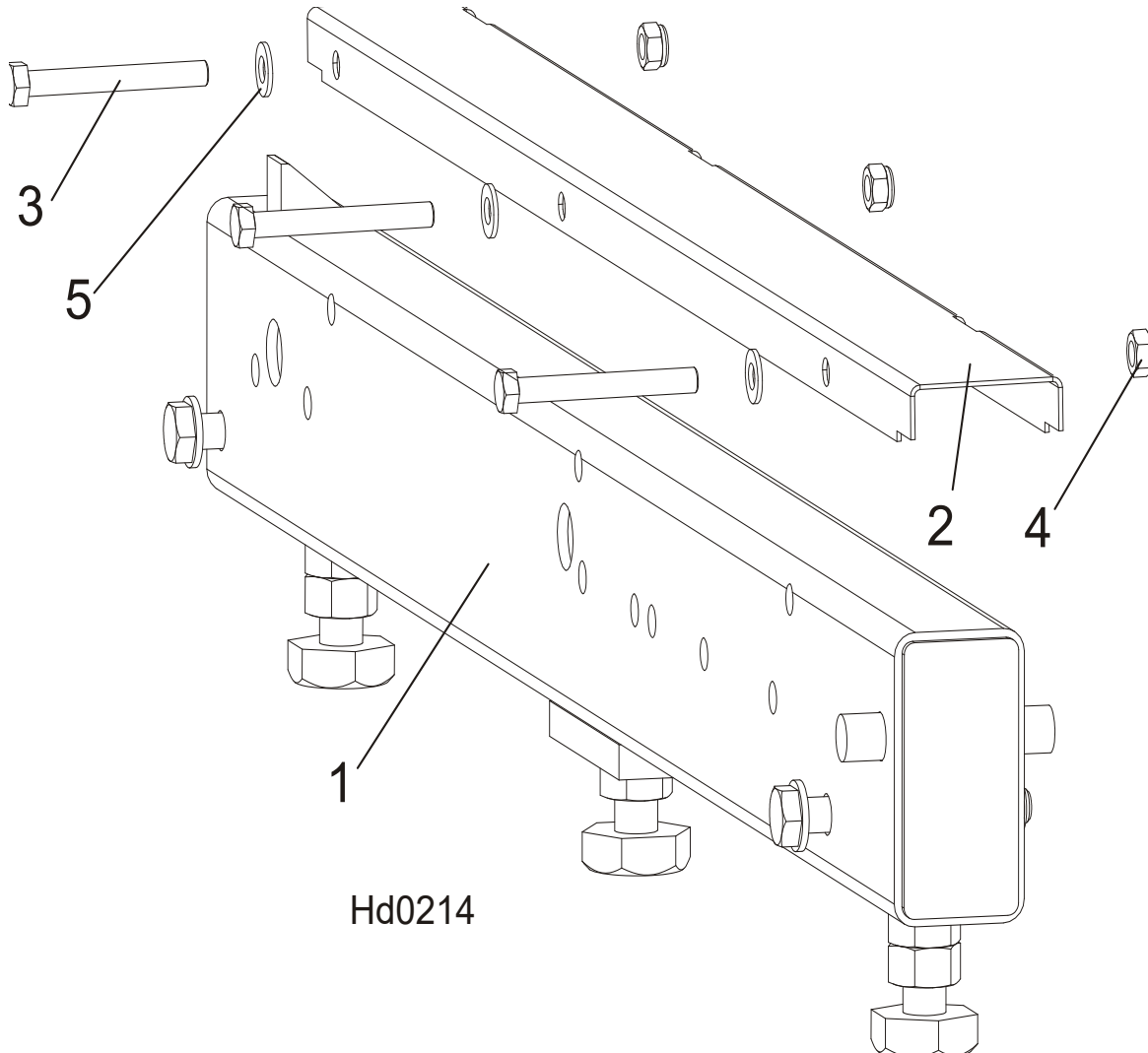
7.4 Lower Track Rollers



REF.	DESCRIPTION (◆ Indicates Parts Available In Assemblies Only)	PART #	QTY
	ROLLER ASSEMBLY, LOWER TRACK	098741	2
1	Bracket, Lower Track Roller Mounting	098740-1	1
2	Roller, Track Cam Bearing (McGill)	012797	2
3	Nut, 5/8-18 Hex Jam	F05010-11	2
4	Nut, M16-5.8 Hex Zinc	F81036-1	4
5	Washer, 16.3 Split Lock	F81058-2	4
6	BOLT, M12 X 55-8.8 HEX HEAD FULL THREAD	F81004-12	2
7	NUT, M12-8-B HEX ZINC	F81034-1	2
8	BRACKET, POWER SUPPLY STRIP AND LIMIT SWITCH	086380-1	1
9	SWITCH, GLCB01A2B LIMIT	086469	1
10	BOLT, M5 X 40 8.8 HEX HEAD	F81000-11	2
11	NUT, M5-8 HEX ZINC	F81030-1	2
12	WASHER, 5.3 FLAT	F81052-1	2
13	BOLT, M10 X 25 8.8 HEX HEAD FULL THREAD ZINC	F81003-11	2
14	NUT, M10-8-B HEX NYLON ZINC LOCK	F81033-1	2
15	WASHER, 10.5 FLAT	F81055-1	2
16	BRACKET, LIMIT SWITCH	091852-1	1

SECTION 8 BED FRAME ASSEMBLY

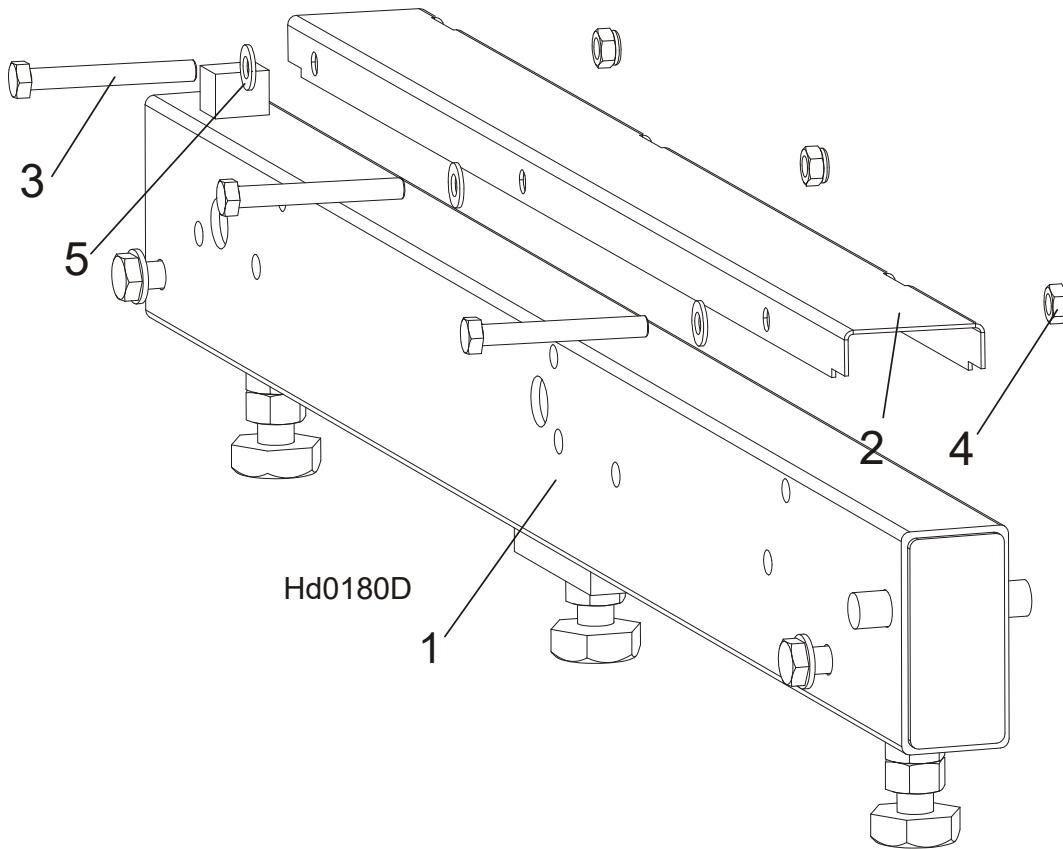
8.1 Bed Rail Assembly, Front (S/M Type Frame)



REF.	DESCRIPTION (◆ Indicates Parts Available In Assemblies Only)	PART #	QTY
1	BED DRIVE ROLLER (S&M FRAME)	100676	1
2	COVER, STAINLESS STEEL BED RAIL	099124	1
3	BOLT, M8X65-5.8 ZINC HEX HEAD	F81002-3	3
4	NUT, M8-8-B-ZINC HEX NYLON LOCK	F81032-2	3
5	WASHER, 8.4 FLAT ZINC	F81054-1	3

8 Bed Frame Assembly
Bed Rail Assembly, Rear (S/M Type Frame)

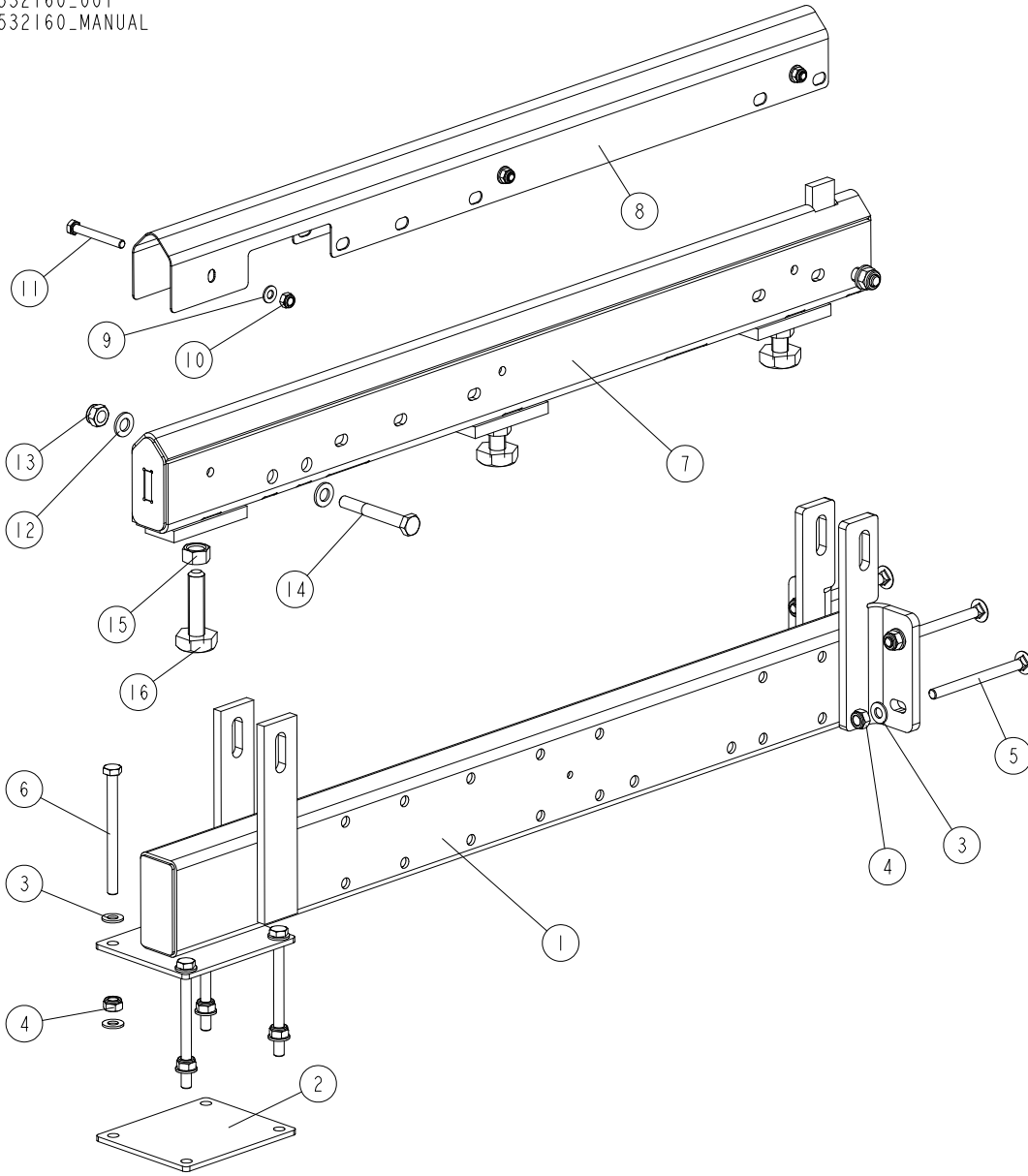
8.2 Bed Rail Assembly, Rear (S/M Type Frame)



REF.	DESCRIPTION (◆ Indicates Parts Available In Assemblies Only)	PART #	QTY	
1	BED RAIL ASSEMBLY, REAR PAINTED	091555	1	
2	COVER, STAINLESS STEEL BED RAIL	099124	1	
3	BOLT, M8X65-5.8 ZINC HEX HEAD	F81002-3	3	
4	NUT, M8-8-B-ZINC HEX NYLON LOCK	F81032-2	3	
5	WASHER, 8.4 FLAT ZINC	F81054-1	3	

8.3 Angled Bed Rail ("S" Type Frame)

532160_001
 532160_MANUAL



REF.	DESCRIPTION (◆ Indicates Parts Available In Assemblies Only)	PART #	QTY
-	RAIL, "S" TYPE FRAME ADDITIONAL ANGLED - COMPLETE	532160	1
1	TUBE, ADDITIONAL BED RAIL SUPPORT ("S" FRAME)	531249-1	1
2	PLATE, MOUNT	087055-1	1
3	WASHER, 10.5 FLAT ZINC	F81055-1	12
4	NUT, M10-8-B HEX NYLON ZINC LOCK	F81033-1	8
5	BOLT, M10X125 8.8 CARRIAGE ZINC	F81003-34	4
6	BOLT, M10X125 8.8 HEX HEAD ZINC	F81003-18	4
7	RAIL, ADJUSTABLE ANGLED	521930	1
8	COVER, BED RAIL ("M-SUPER" & "L" FRAMES)	522979	1
9	WASHER, 8.4 FLAT ZINC	F81054-1	3
10	NUT, M8-8-B HEX NYLON ZINC LOCK	F81032-2	3

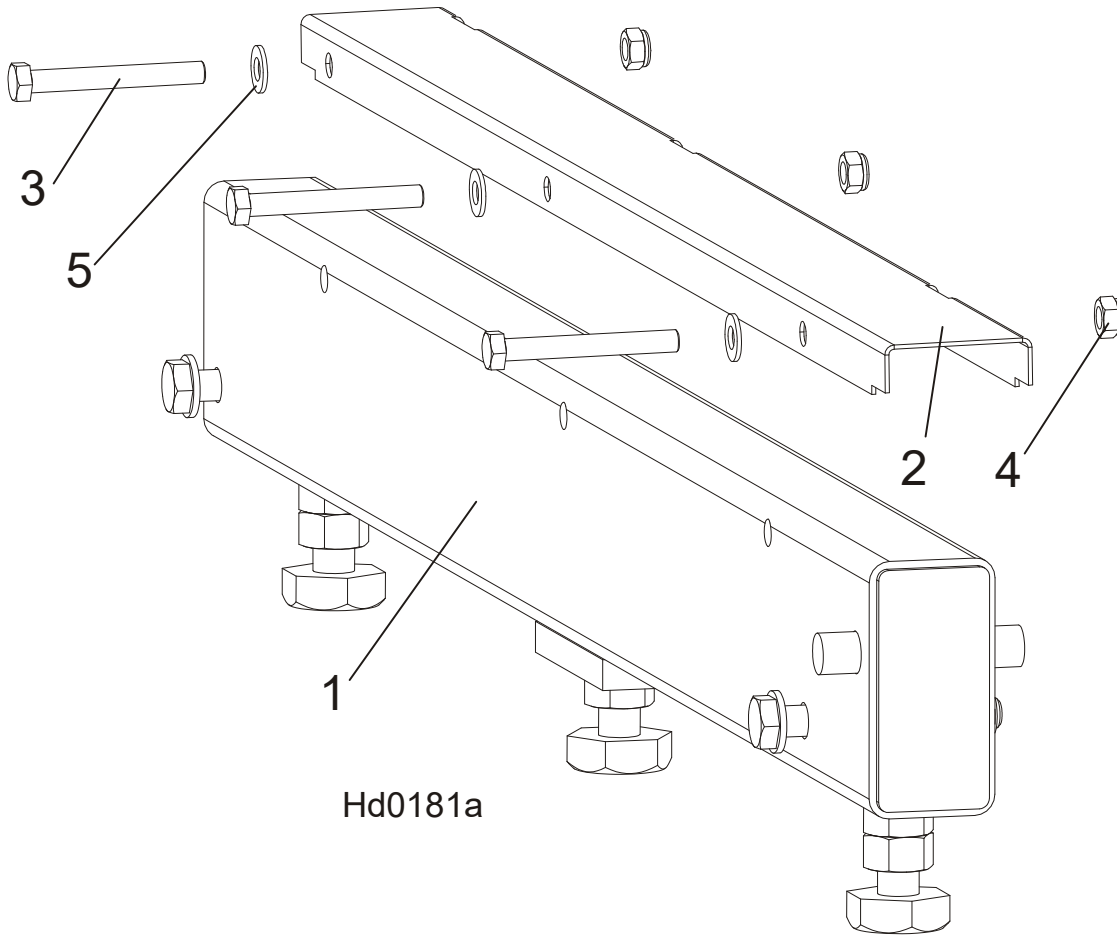


Bed Frame Assembly

Angled Bed Rail ("S" Type Frame)

REF.	DESCRIPTION (◆ Indicates Parts Available In Assemblies Only)	PART #	QTY	
11	BOLT, M8X65 8.8 HEX HEAD FULL THREAD ZINC	F81002-9	3	
12	WASHER, 13 FLAT ZINC	F81056-1	4	
13	NUT, M12 8 HEX NYLON ZINC LOCK	F81034-2	2	
14	BOLT, M12X90 8.8 HEX HEAD ZINC	F81004-2	2	
-	BOLT W/NUT (M16 BOLT & NUT)	516629	3	
15	NUT, M16 5.8 HEX	F81036-5	1	
16	BOLT, M16	505006	1	

8.4 Bed Rail Assembly, Front Middle (S/M Type Frame)

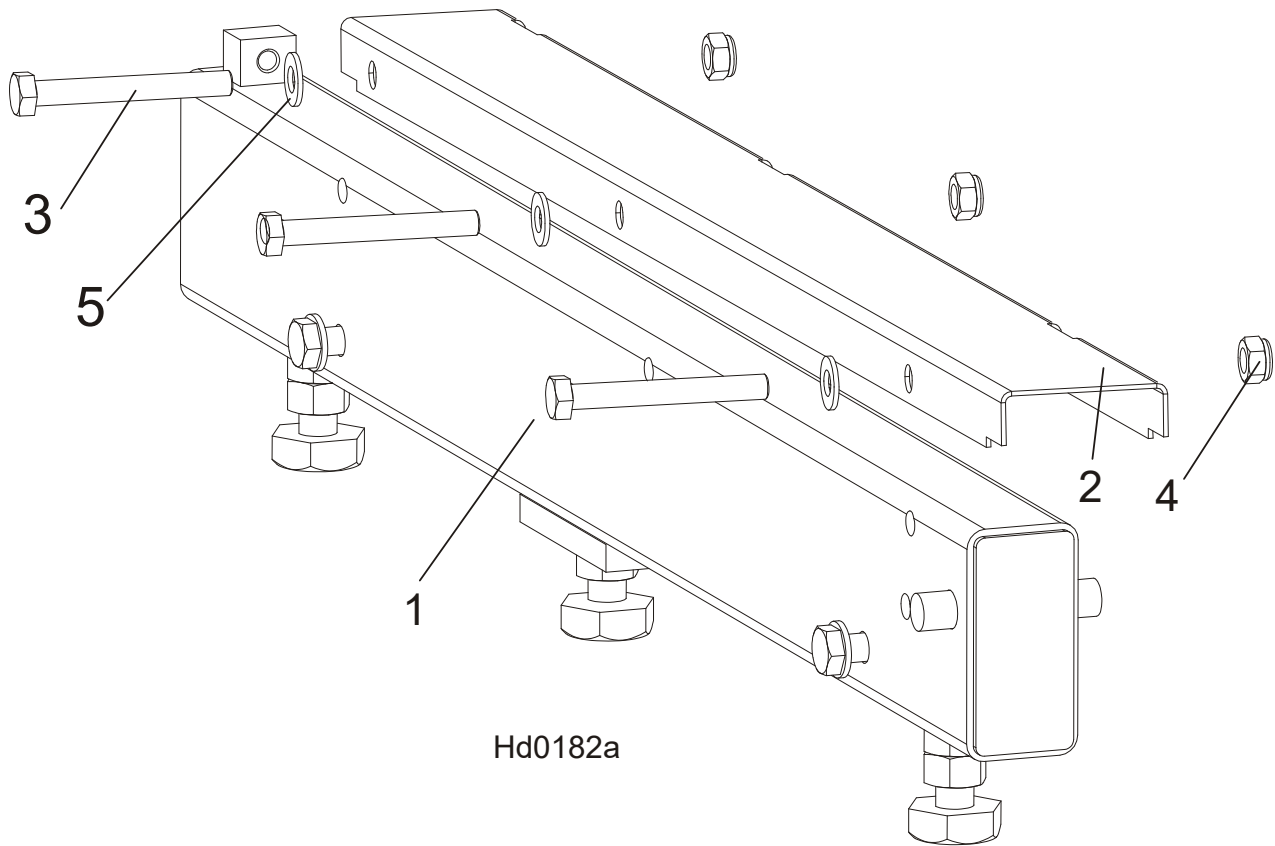


Hd0181a

REF.	DESCRIPTION (◆ Indicates Parts Available In Assemblies Only)	PART #	QTY
1	BED RAIL ASSEMBLY, FRONT MIDDLE	091556	1
2	COVER, STAINLESS STEEL BED RAIL	099124	1
3	BOLT, M8X65-5.8 ZINC HEX HEAD	F81002-3	3
4	NUT, M8-8-B-ZINC HEX NYLON LOCK	F81032-2	3
5	WASHER, 8.4 FLAT ZINC	F81054-1	3

8 **Bed Frame Assembly**
Bed Rail Assembly, Rear Middle

8.5 Bed Rail Assembly, Rear Middle

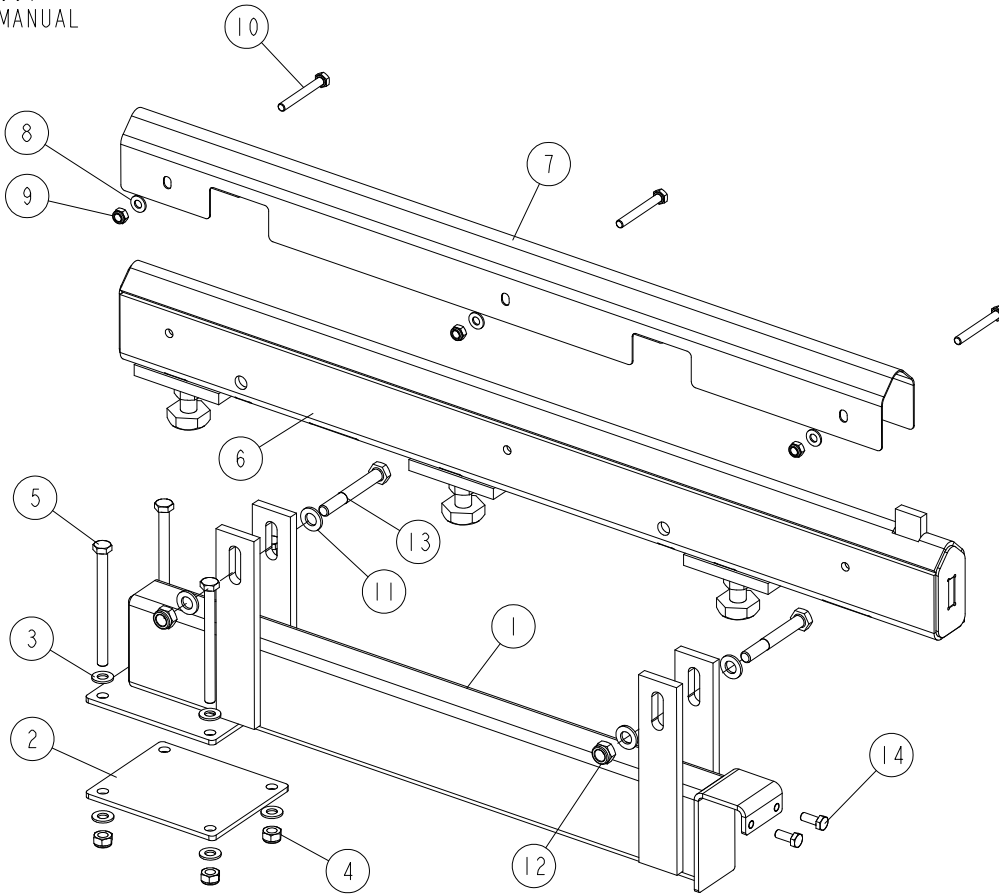


Hd0182a

REF.	DESCRIPTION (◆ Indicates Parts Available In Assemblies Only)	PART #	QTY	
1	BED RAIL ASSEMBLY, REAR MIDDLE	091557	1	
2	COVER, STAINLESS STEEL BED RAIL	099124	1	
3	BOLT, M8X65-5.8 ZINC HEX HEAD	F81002-3	3	
4	NUT, M8-8-B-ZINC HEX NYLON LOCK	F81032-2	3	
5	WASHER, 8.4 FLAT ZINC	F81054-1	3	

8.6 Additional Angled Bed Rail (Long)

545592_001
545592_MANUAL



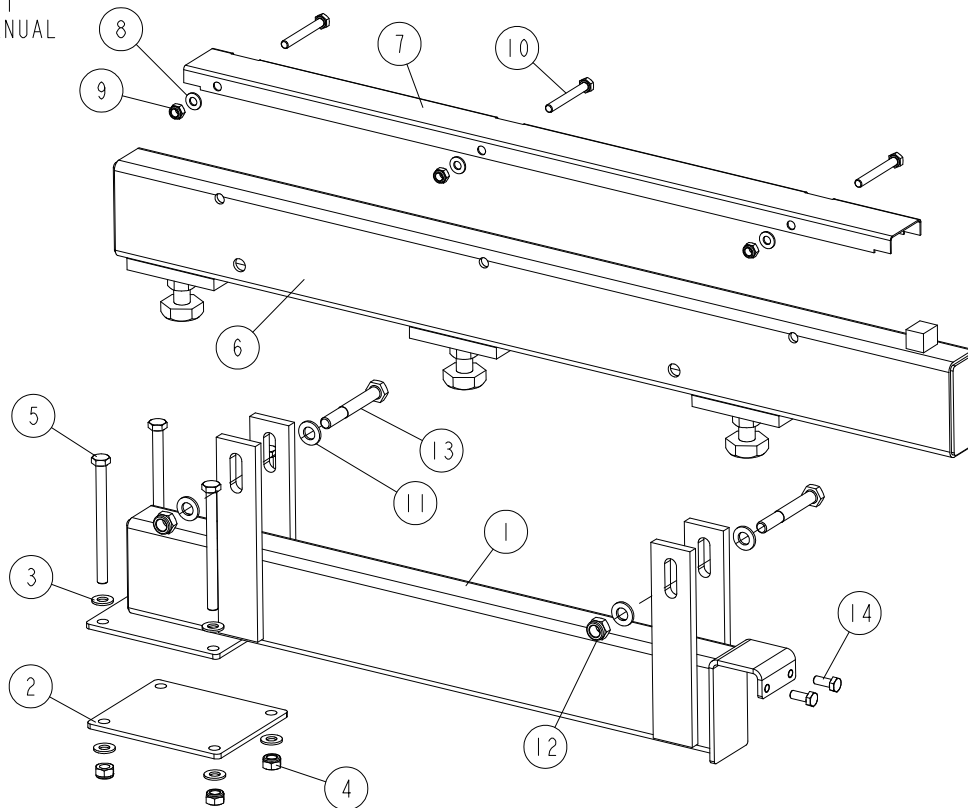
REF.	DESCRIPTION (◆ Indicates Parts Available In Assemblies Only)	PART #	QTY
-	ADDITIONAL ANGLED BED RAIL (LONG) - COMPLETE	545592	1
1	SUPPORT, ADDITIONAL BED RAIL	545591-1	1
2	PLATE, MOUNT	087055-1	1
3	WASHER, 10.5 FLAT ZINC	F81055-1	8
4	NUT, M10-8-B HEX NYLON ZINC LOCK	F81033-1	4
5	BOLT, M10X125 8.8 HEX HEAD ZINC	F81003-18	4
6	TUBE, ADDITIONAL BED RAIL	545589-1	1
7	COVER, ADDITIONAL BED RAIL	545594	1
8	WASHER, 8.4 FLAT ZINC	F81054-1	3
9	NUT, M8-8-B HEX NYLON ZINC LOCK	F81032-2	3
10	BOLT, M8X65 8.8 HEX HEAD FULL THREAD ZINC	F81002-9	3
11	WASHER, 13 FLAT ZINC	F81056-1	4
12	NUT, M12-8 DIN 982 HEX NYLON ZINC LOCK	F81034-2	2
13	BOLT, M12X90 8.8 HEX HEAD ZINC	F81004-2	2
14	BOLT, M8X20 8.8 HEX HEAD FULL THREAD ZINC	F81002-4	2

8 Bed Frame Assembly

Additional Flat Bed Rail (Long)

8.7 Additional Flat Bed Rail (Long)

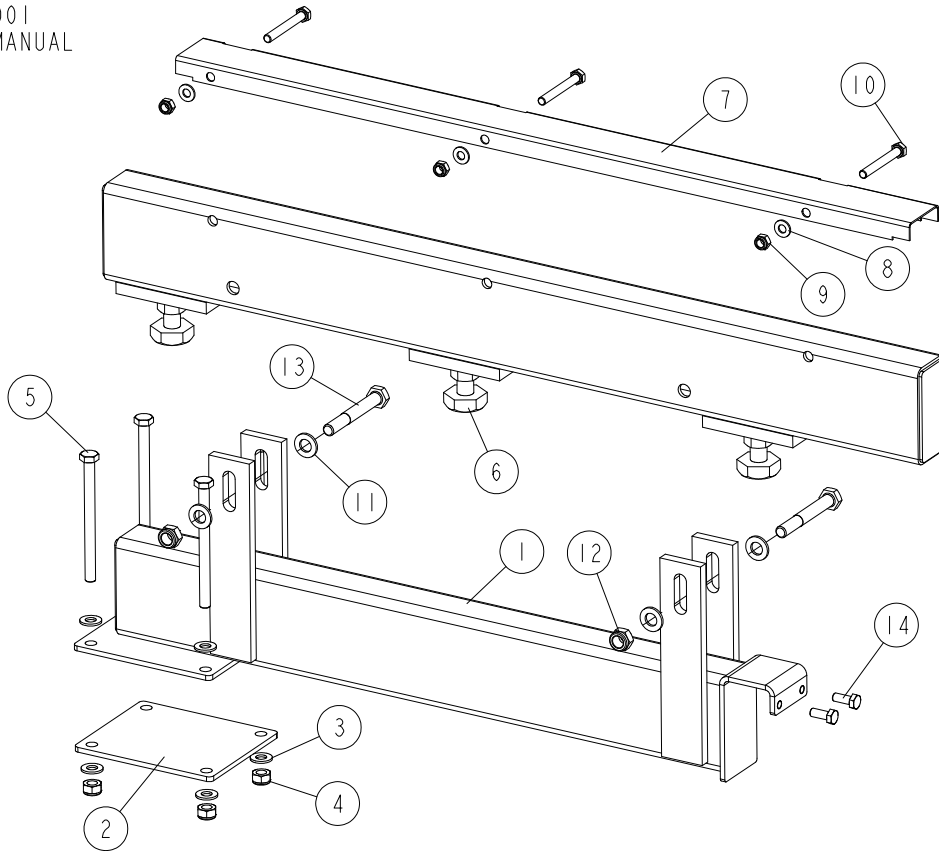
545597_001
545597_MANUAL



REF.	DESCRIPTION (◆ Indicates Parts Available In Assemblies Only)	PART #	QTY
-	ADDITIONAL FLAT BED RAIL (LONG) - COMPLETE	545597	1
1	SUPPORT, ADDITIONAL BED RAIL	545591-1	1
2	PLATE, MOUNT	087055-1	1
3	WASHER, 10.5 FLAT ZINC	F81055-1	8
4	NUT, M10-8-B HEX NYLON ZINC LOCK	F81033-1	4
5	BOLT, M10X125 8.8 HEX HEAD ZINC	F81003-18	4
6	TUBE, ADDITIONAL BED RAIL	545595-1	1
7	COVER, BED RAIL	099124	1
8	WASHER, 8.4 FLAT ZINC	F81054-1	3
9	NUT, M8-8-B HEX NYLON ZINC LOCK	F81032-2	3
10	BOLT, M8X65 8.8 HEX HEAD FULL THREAD ZINC	F81002-9	3
11	WASHER, 13 FLAT ZINC	F81056-1	4
12	NUT, M12-8 DIN 982 HEX NYLON ZINC LOCK	F81034-2	2
13	BOLT, M12X90 8.8 HEX HEAD ZINC	F81004-2	2
14	BOLT, M8X20 8.8 HEX HEAD FULL THREAD ZINC	F81002-4	2

8.8 Additional Flat Bed Rail (Short)

545645_001
545645_MANUAL



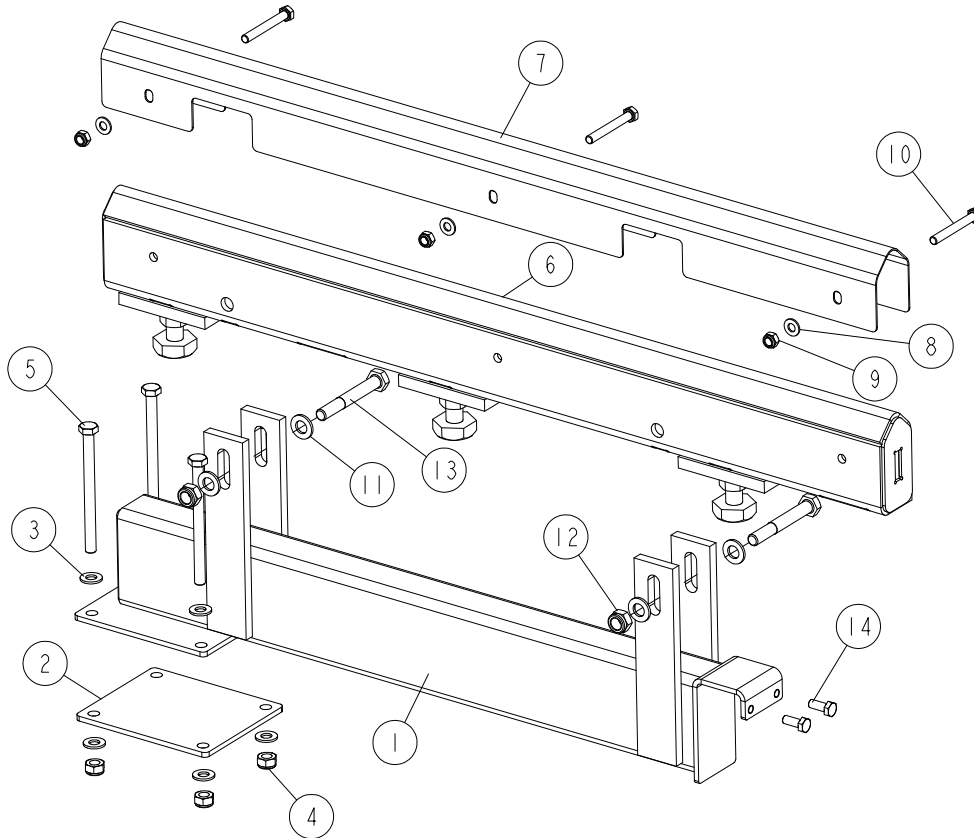
REF.	DESCRIPTION (◆ Indicates Parts Available In Assemblies Only)	PART #	QTY
-	ADDITIONAL FLAT BED RAIL (SHORT) - COMPLETE	545645	1
1	SUPPORT, ADDITIONAL BED RAIL	545591-1	1
2	PLATE, MOUNT	087055-1	1
3	WASHER, 10.5 FLAT ZINC	F81055-1	8
4	NUT, M10-8-B HEX NYLON ZINC LOCK	F81033-1	4
5	BOLT, M10X125 8.8 HEX HEAD ZINC	F81003-18	4
6	TUBE, ADDITIONAL BED RAIL	545643-1	1
7	COVER, BED RAIL	099124	1
8	WASHER, 8.4 FLAT ZINC	F81054-1	3
9	NUT, M8-8-B HEX NYLON ZINC LOCK	F81032-2	3
10	BOLT, M8X65 8.8 HEX HEAD FULL THREAD ZINC	F81002-9	3
11	WASHER, 13 FLAT ZINC	F81056-1	4
12	NUT, M12-8 DIN 982 HEX NYLON ZINC LOCK	F81034-2	2
13	BOLT, M12X90 8.8 HEX HEAD ZINC	F81004-2	2
14	BOLT, M8X20 8.8 HEX HEAD FULL THREAD ZINC	F81002-4	2

8 Bed Frame Assembly

Additional Angled Bed Rail (Short)

8.9 Additional Angled Bed Rail (Short)

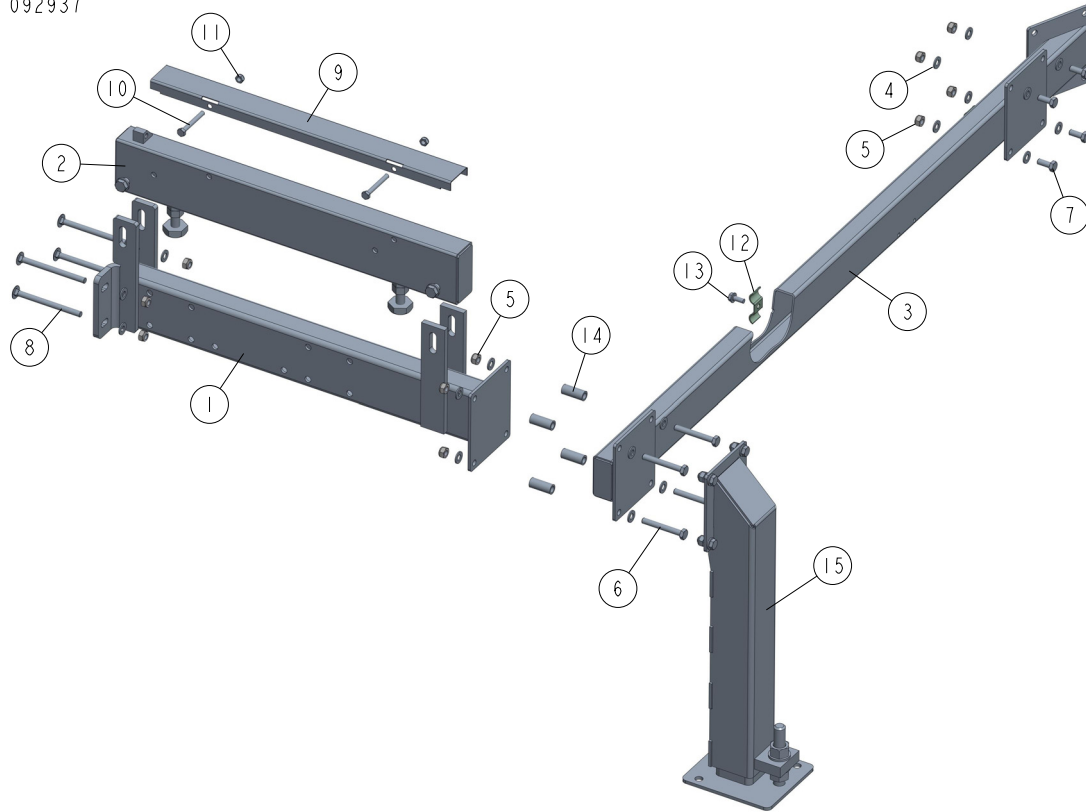
545632_001
545632_MANUAL



REF.	DESCRIPTION (◆ Indicates Parts Available In Assemblies Only)	PART #	QTY
-	ADDITIONAL ANGLED BED RAIL (SHORT) - COMPLETE	545632	1
1	SUPPORT, ADDITIONAL BED RAIL	545591-1	1
2	PLATE, MOUNT	087055-1	1
3	WASHER, 10.5 FLAT ZINC	F81055-1	8
4	NUT, M10-8-B HEX NYLON ZINC LOCK	F81033-1	4
5	BOLT, M10X125 8.8 HEX HEAD ZINC	F81003-18	4
6	TUBE, ADDITIONAL BED RAIL	545630-1	1
7	COVER, ADDITIONAL BED RAIL	545594	1
8	WASHER, 8.4 FLAT ZINC	F81054-1	3
9	NUT, M8-8-B HEX NYLON ZINC LOCK	F81032-2	3
10	BOLT, M8X65 8.8 HEX HEAD FULL THREAD ZINC	F81002-9	3
11	WASHER, 13 FLAT ZINC	F81056-1	4
12	NUT, M12-8 DIN 982 HEX NYLON ZINC LOCK	F81034-2	2
13	BOLT, M12X90 8.8 HEX HEAD ZINC	F81004-2	2
14	BOLT, M8X20 8.8 HEX HEAD FULL THREAD ZINC	F81002-4	2

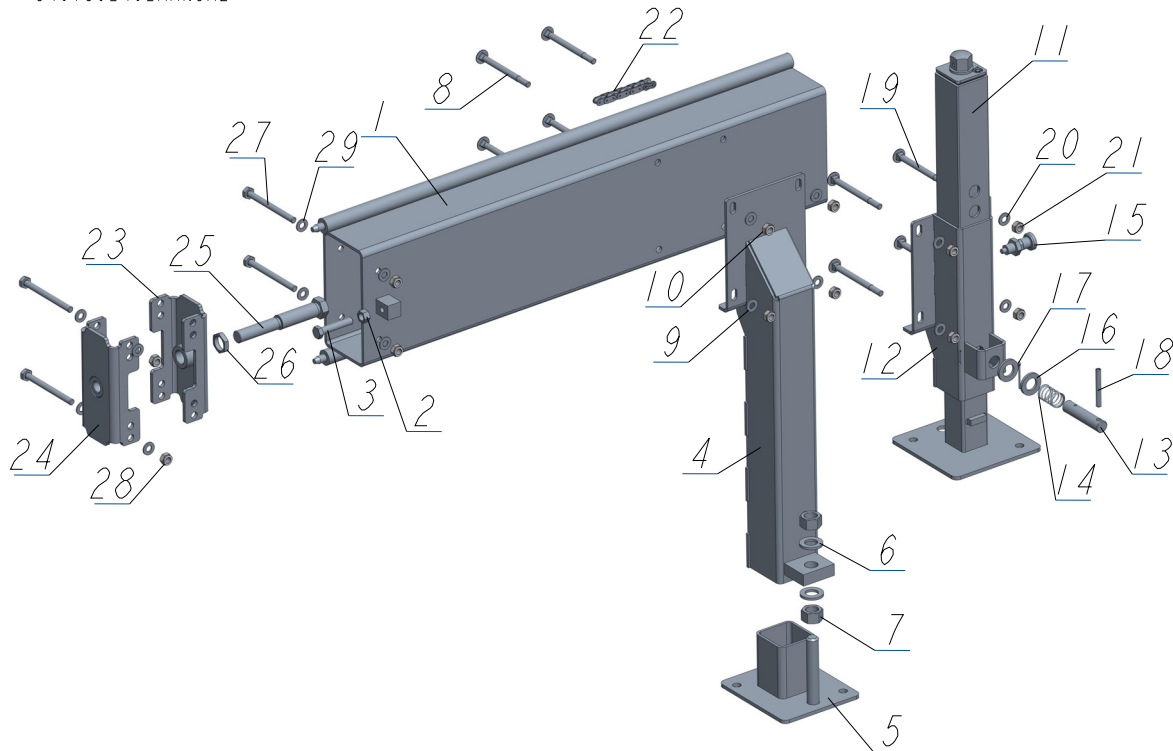
8.10 Clamp Mount Assembly, Front (DH5/7)

092937_001
092937



REF	DESCRIPTION (u indicates parts available in assemblies only)	PART #	QTY
-	CLAMP MOUNT ASSEMBLY - FRONT	092937	1
1	BED RAIL ASSEMBLY, FRONT	092903-1	1
2	RAIL, AH5/DH5 BED	095131-1	1
3	TUBE WELDMENT, BED FRONT	092904-1	1
4	WASHER 10,5 ZC DIN 126 ISO 7091	F81055-1	20
5	NUT, M10-8-B HEX NYLON ZINC LOCK	F81033-1	12
6	BOLT, M10X75-8.8 HEX HEAD ZINC	F81003-15	4
7	BOLT, M10-1.5X25MM HH GR8.8	F81003-11	4
8	BOLT, M10X125 8.8 CARRIAGE ZINC	F81003-34	4
9	COVER, PIVOT BED RAIL	099123	1
10	BOLT, M8X65 5.8-HEX HEAD ZINC	F81002-3	2
11	NUT, M8 8 HEX NYLON ZINC LOCK	F81032-2	2
12	PLATE, 1/4 HOSE CLAMP	S09245	2
13	BOLT, 5/16-18 X 3/4 SELF-TAPPING	F05015-30	2
14	BUSHING, ZINC-PLATED SPACER	095427-1	4
15	LEG, LEFT STATIONARY ADJUSTABLE	501639	1

8.11 Bed Extension LT40 (0.9m) - Complete

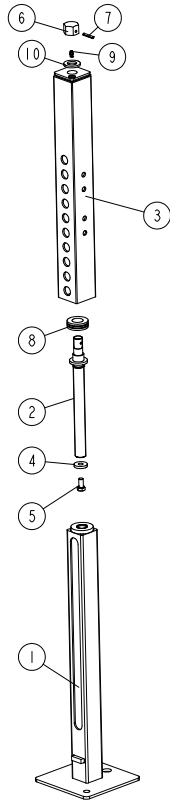
540139_40_001_B
540139_40_MANUAL

REF	DESCRIPTION (u indicates parts available in assemblies only)	PART #	QTY
-	EXTENSION, BED LT40 (0.9M)- COMPLETE	540139-40	1
1	TUBE WELDMENT, 0.9M W/RODS	540138-1	1
2	NUT, M12-8 ZINC	F81034-1	1
3	BOLT M12X60-8 HEX HEAD FULL THREAD ZINC	F81004-51	1
-	LEG, RIGHT ADJUSTABLE STATIONARY	501640	1
4	LEG, MAIN TUBE (HIGH)	507620-1	1
5	FOOT	586948-1	1
6	WASHER, 21 FLAT ZINC	F81059-2	2
7	NUT, M20-8 HEX ZINC	F81037-1	2
8	BOLT, M10X120 8.8 CARRIAGE ZINC	F81003-33	4
9	WASHER, 10.5 FLAT ZINC	F81055-1	4
10	NUT, M10-8-B NYLON HEX ZINC LOCK	F81033-1	4
-	LEG, COMPLETE FINE ADJUST OUTRIGGER	094584	1
11	FINE ADJUST OUTRIGGER LEG	093589	1
12	GUIDE, FINE ADJUST OUTRIGGER LEG	506114-1	1
13	PIN, OUTRIGGER PULL	087012-1	1
14	SPRING, ZINC	087040	1
15	PIN, DETENT	090197	1
16	WASHER, 21 FLAT ZINC	F81059-2	2
17	PIN, S-ZN 4X25 COTTER	F81043-2	1
18	PIN 8X65 ROLL	F81046-1	1

REF	DESCRIPTION (u indicates parts available in assemblies only)	PART #	QTY	
19	BOLT, M10X120 8.8 CARRIAGE ZINC	F81003-33	4	
20	WASHER, 10.5 FLAT ZINC	F81055-1	4	
21	NUT, M10-8-B NYLON HEX ZINC LOCK	F81033-1	4	
22	CHAIN, 0.9M LT40	540146	1	
-	BRACE KIT BX	501340	1	
23	CONNECTOR, BX (M24) - WLDMT/PTD	500989-1	1	
24	CONNECTOR, BX (M20) - WLDMT/PTD.	501339-1	1	
25	BOLT, ZINC SPECIAL	087188-1	1	
26	NUT, M24X2 ZINC SPECIAL	087626-1	1	
27	BOLT, M10 X 115-8.8 HEX HEAD ZINC	F81003-19	4	
28	NUT, M10-8-B NYLON HEX ZINC LOCK	F81033-1	4	
29	WASHER, 10.5 FLAT ZINC	F81055-1	8	

8.12 Fine Adjust Outrigger Leg

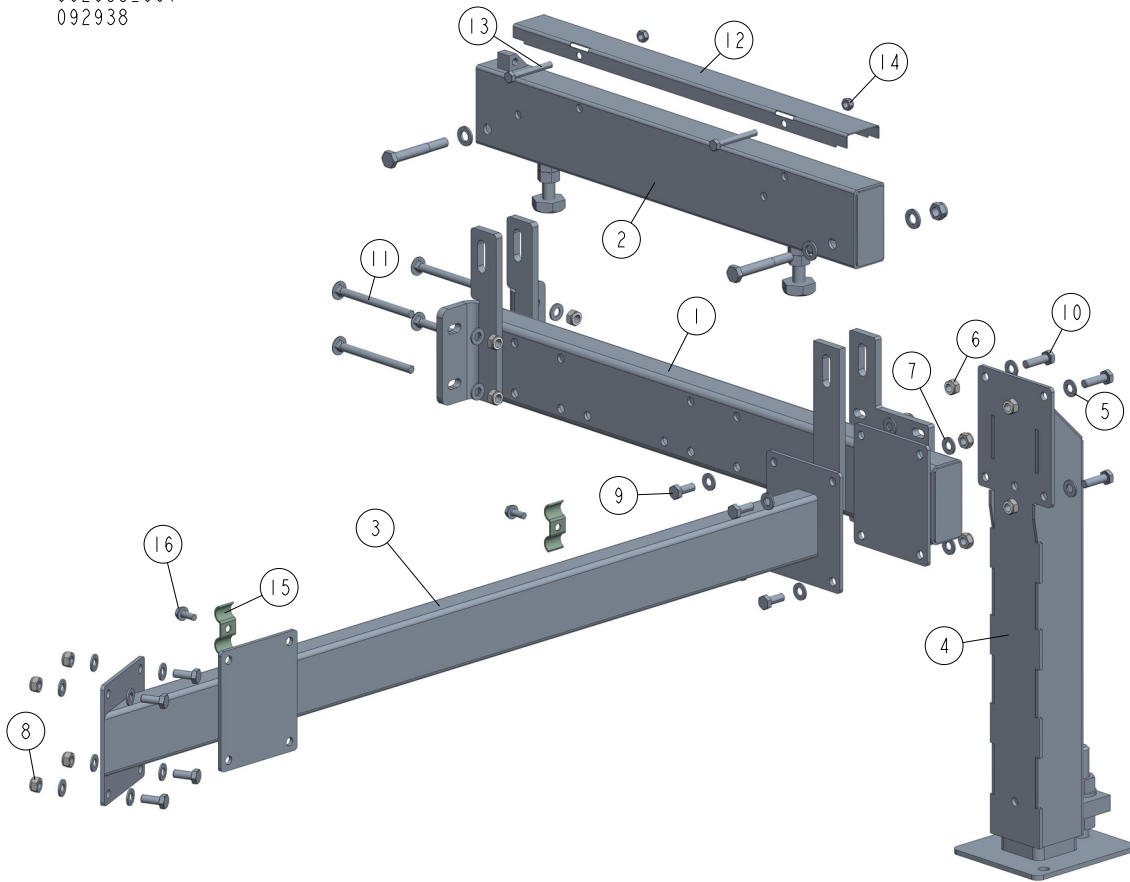
093589_001_A
 093589_MANUAL



REF.	DESCRIPTION (* Indicates Parts Available in Assemblies Only)	PART #	QTY
-	FINE ADJUST OUTRIGGER LEG	093589	1
1	MIDDLE PART, FINE ADJUST OUTRIGGER LEG	093596-1	1
2	BOLT, OUTRIGGER LEG	093590-1	1
3	UPPER PART, FINE ADJUST OUTRIGGER LEG	093593-1	1
4	WASHER 10.5/30-5	505156-1	1
5	BOLT, M10x20-5 8 HEX HEAD FULL THREAD ZINC	F81003-1	1
6	FITTING, M20 X 2,5	094408	1
7	PIN 5X30 ROLL	F81044-21	1
8	BEARING, 51205 THRUST	516599	1
9	FITTING, M6 TYPE A STRAIGHT GREASE	086280	1
10	WASHER, M21 FLAT ZINC	F81059-2	1

8.13 Clamp Mount Assembly, Rear (DH5/7)

092938_001
092938



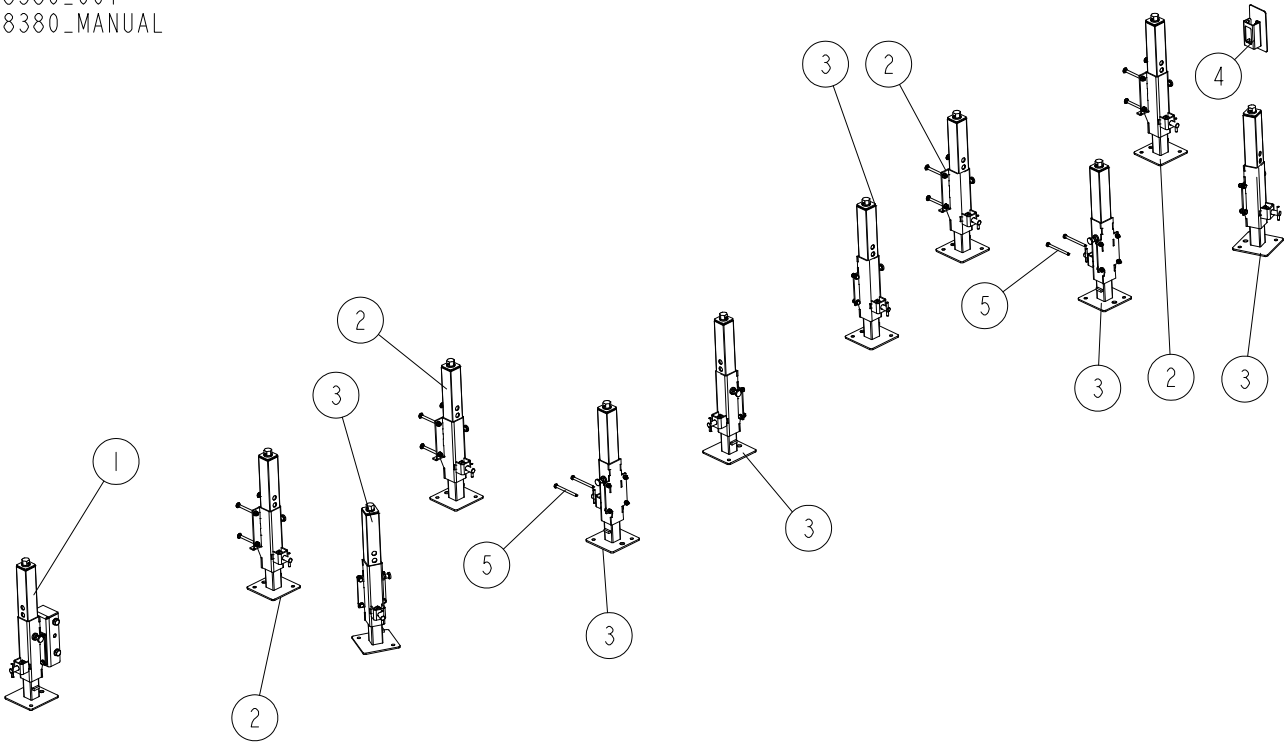
REF	DESCRIPTION (u indicates parts available in assemblies only)	PART #	QTY
-	CLAMP MOUNT ASSEMBLY - REAR	092938	1
1	BED RAIL ASSEMBLY, REAR	092902-1	1
2	RAIL, AH5/DH5 BED	095131-1	1
3	TUBE WELDMENT, BED REAR	092907-1	1
-	LEG, LEFT STATIONARY ADJUSTABLE	501639	1
4	TUBE WELDMENT, ADJUSTABLE LEG	507715-1	1
5	WASHER 10,5 ZC DIN 126 ISO 7091	F81055-1	4
6	NUT, M10-8-B HEX NYLON ZINC LOCK	F81033-1	4
7	WASHER 10,5 ZC DIN 126 ISO 7091	F81055-1	20
8	NUT, M10-8-B HEX NYLON ZINC LOCK	F81033-1	12
9	BOLT, M10-1.5X25MM HH GR8.8	F81003-11	8
10	BOLT, M10X35-8.8 HEX HEAD FULL THREAD ZIN	F81003-17	4
11	BOLT, M10X125 8.8 CARRIAGE ZINC	F81003-34	4
12	COVER, PIVOT BED RAIL	099123	1
13	BOLT, M8X65 5.8-HEX HEAD ZINC	F81002-3	2
14	NUT, M8 8 HEX NYLON ZINC LOCK	F81032-2	2
15	PLATE, 1/4 HOSE CLAMP	S09245	2
16	BOLT, 5/16-18 X 3/4 SELF-TAPPING	F05015-30	2

8 Bed Frame Assembly

Adjustable Legs

8.14 Adjustable Legs

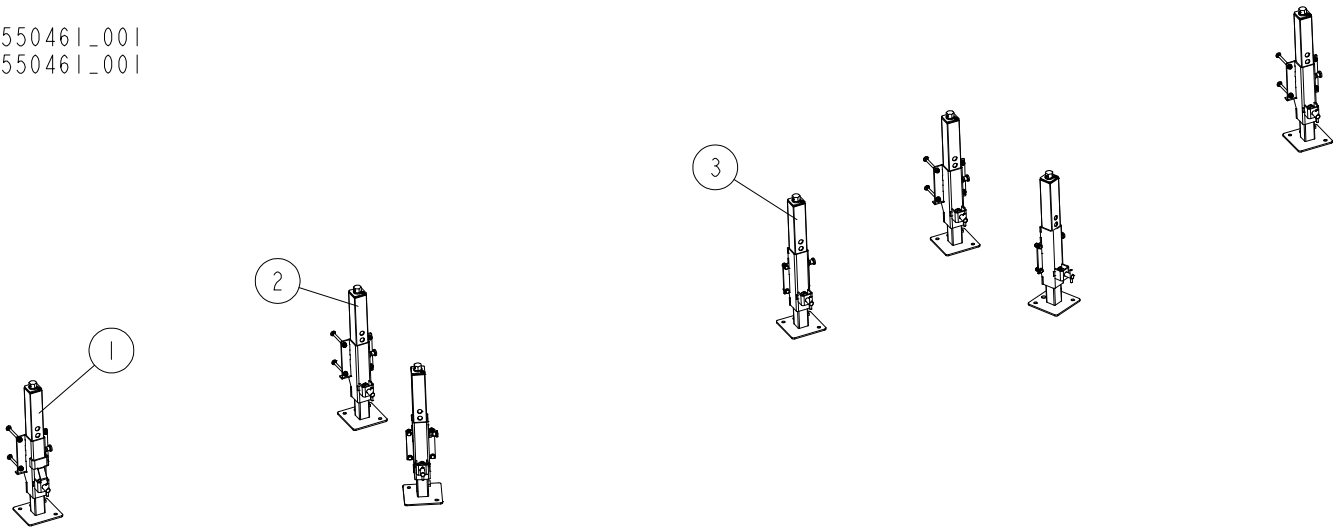
528380_001
528380_MANUAL



REF.	DESCRIPTION (◆ Indicates Parts Available In Assemblies Only)	PART #	QTY
-	LEG SET, ADJUSTABLE ("M" HYDRAULIC FRAME)	528380	1
1	LEG, COMPLETE ADJUSTABLE (AT HITCH)	528370	1
2	LEG, MAIN TUBE - COMPLETE	094584	4
3	LEG, COMPLETE SIDE	094583	6
4	COVER ASSEMBLY, MAIN TUBE (STATIONARY MACHINES)	093052	1
5	BOLT, M10X125 8.8 HEX HEAD ZINC	F81003-18	4

8.15 Adjustable legs (M Frame)

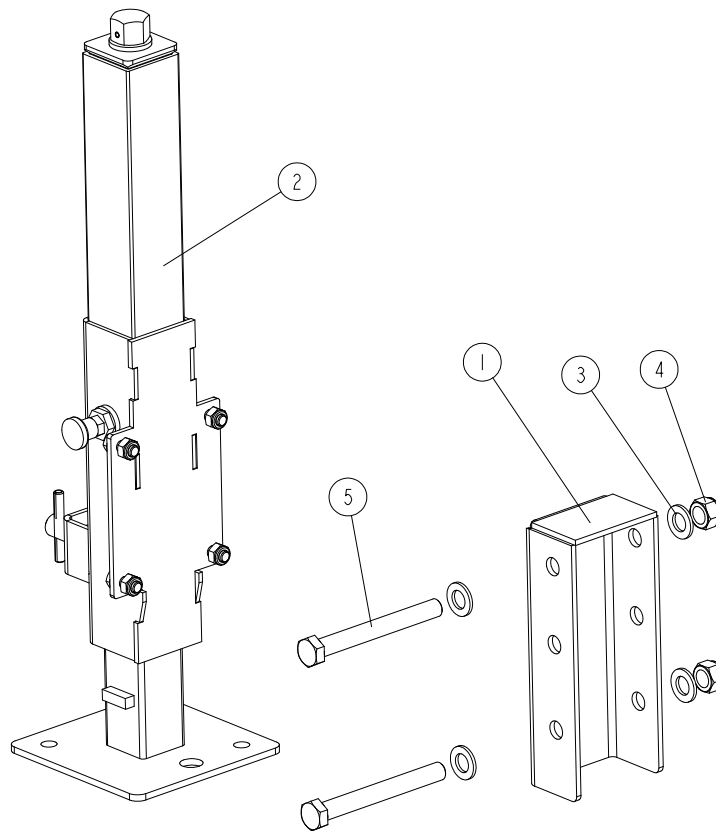
550461_001
 550461_001



REF.	DESCRIPTION (◆ Indicates Parts Available In Assemblies Only)	PART #	QTY
-	ADJUSTABLE LEGS ASSEMBLY (M FRAME)	550461	1
1	LEG, BOARD RETURN TABLE - COMPLETE	550464	1
2	LEG, FINE ADJUST OUTRIGGER COMPLETE	094584	3
3	LEG, COMPLETE SIDE	094583	3

8.16 Complete Adjustable Leg (at hitch)

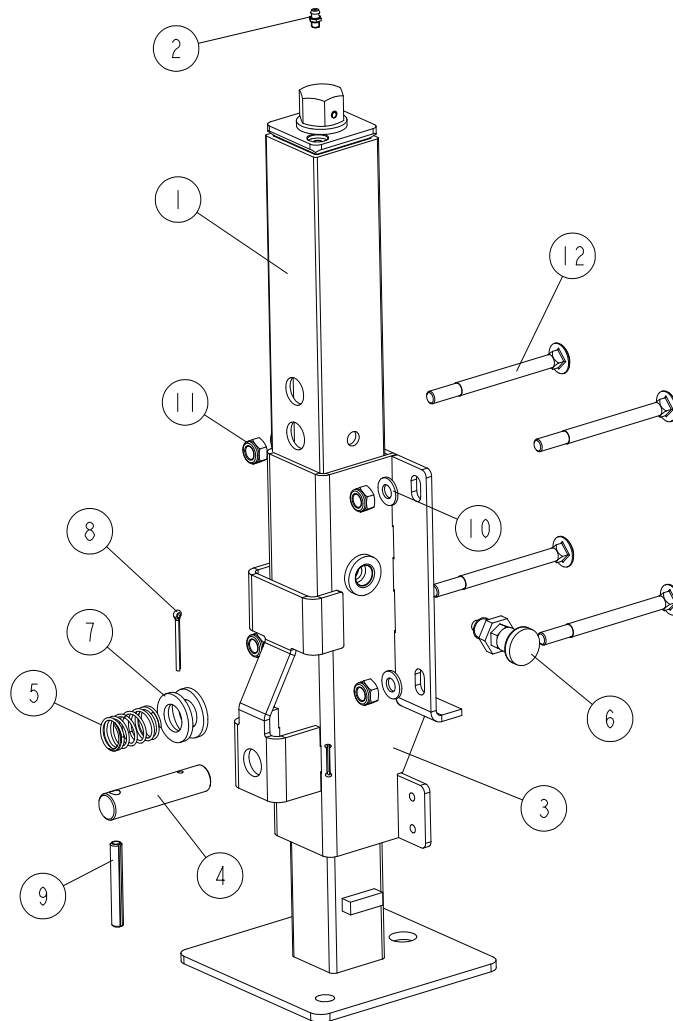
528370_001
 528370_MANUAL



REF.	DESCRIPTION (◆ Indicates Parts Available In Assemblies Only)	PART #	QTY
-	LEG, FRONT ADJUSTABLE - COMPLETE	528370	1
1	BRACKET, LEG MOUNT	528368-1	1
2	LEG, COMPLETE SIDE	094583	1
3	WASHER, 17 SPLIT LOCK ZINC	F81058-1	4
4	NUT, M16-8 HEX NYLON ZINC LOCK	F81036-2	2
5	BOLT, M16X140 HEX HEAD ZINC	F81006-4	2

8.17 Board Return Table Leg - Complete

550461_002
550461_MANUAL



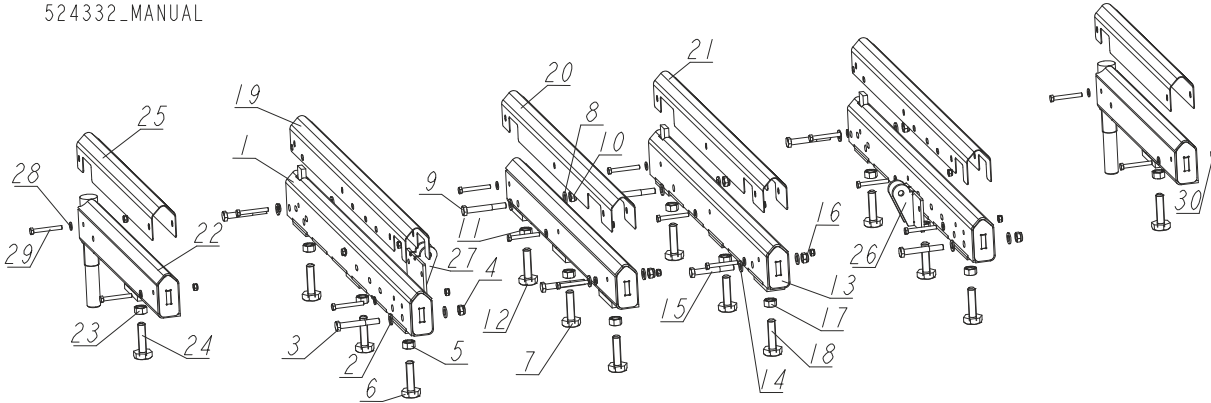
REF.	DESCRIPTION (◆ Indicates Parts Available In Assemblies Only)	PART #	QTY
-	LEG, BOARD RETURN TABLE - COMPLETE	550464	1
1	BASE WELDMENT, FINE ADJUST OUTRIGGER LEG	093589	1
2	FITTING, M6 WG. GREASE	086280	1
3	GUIDE, OUTRIGGER LEG	506116-1	1
4	PIN, 20X90 ZINC	087012-1	1
5	SPRING, 21X38X2, ZINC-PLATED	087040	1
6	PIN, 817-8-8-C-NI DETENT	090197	1
7	WASHER, 21 FLAT ZINC	F81059-2	2
8	PIN, S-ZN 4X25 COTTER	F81043-2	1
9	PIN, 8X65 SPRING ZINC-PLATED	F81046-1	1
10	WASHER, 10,5 FLAT ZINC	F81055-1	4
11	NUT, M10 HEX NYLON ZINC LOCK	F81033-1	4
12	NUT, M10X120 8.8 CARRIAGE ZINC	F81003-33	4

8 Bed Frame Assembly

Angled Bed Rails, "M" Frame

8.18 Angled Bed Rails, "M" Frame

524332_001
524332_MANUAL



REF.	DESCRIPTION (◆ Indicates Parts Available In Assemblies Only)	PART #	QTY
-	RAIL SET, ANGLED BED - "M" FRAME	524332	1
1	RAIL, BED ADJUSTABLE (1 & 4)	520978-1	2
2	WASHER, 13 FLAT ZINC	F81056-1	4
3	BOLT, M12X90 8.8 HEX HEAD ZINC	F81004-2	2
4	NUT, M12 8 HEX NYLON ZINC LOCK	F81034-2	2
-	M16 BOLT & NUT	516629	3
5	NUT, M16 5.8 HEX	F81036-5	1
6	BOLT, M16	505006	1
7	RAIL, BED ADJUSTABLE L=849	520970-1	1
8	WASHER, 13 FLAT ZINC	F81056-1	4
9	BOLT, M12X90 8.8 HEX HEAD ZINC	F81004-2	2
10	NUT, M12 8 HEX NYLON ZINC LOCK	F81034-2	2
-	M16 BOLT & NUT	516629	3
11	NUT, M16 5.8 HEX	F81036-5	1
12	BOLT, M16	505006	1
13	RAIL, BED ADJUSTABLE (3)	520974-1	1
14	WASHER, 13 FLAT ZINC	F81056-1	4
15	BOLT, M12X90 8.8 HEX HEAD ZINC	F81004-2	2
16	NUT, M12 8 HEX NYLON ZINC LOCK	F81034-2	2
-	M16 BOLT & NUT	516629	3
17	NUT, M16 5.8 HEX	F81036-5	1
18	BOLT, M16	505006	1
19	COVER, BED RAIL	520903	2
20	COVER, MIDDLE BED RAIL - LEFT	521598	1
21	COVER, MIDDLE BED RAIL - RIGHT	521597	1
22	RAIL, BED PIVOT	521595-1	2
-	M16 BOLT W/2 NUTS	093710	1
23	NUT, M16 5.8 HEX	F81036-5	2
24	BOLT, M16	505006	1
25	COVER, M & S FRAME BED RAIL	520355	2
26	BRACKET, ROLLER MOUNT - LEFT	524350-1	1

REF.	DESCRIPTION (◆ Indicates Parts Available In Assemblies Only)	PART #	QTY	
27	BRACKET, ROLLER MOUNT - RIGHT	524348-1	1	
28	WASHER, 8.4 FLAT ZINC	F81054-1	16	
29	BOLT, M8X65 5.8 HEX HEAD ZINC	F81002-3	16	
30	NUT, M8-8-B HEX NYLON ZINC LOCK	F81032-2	16	

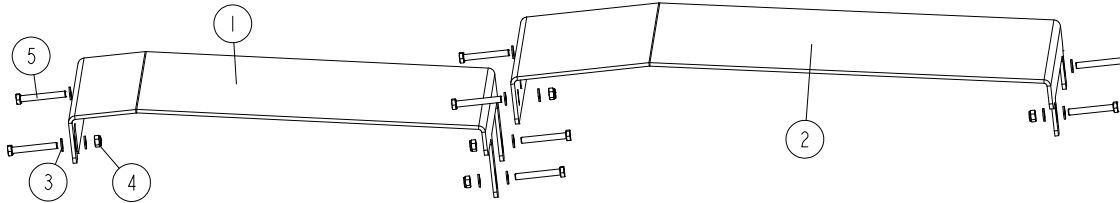


Bed Frame Assembly

Plate Set, M Type Frame Bed Rail 1-2 & 2-3 (Option)

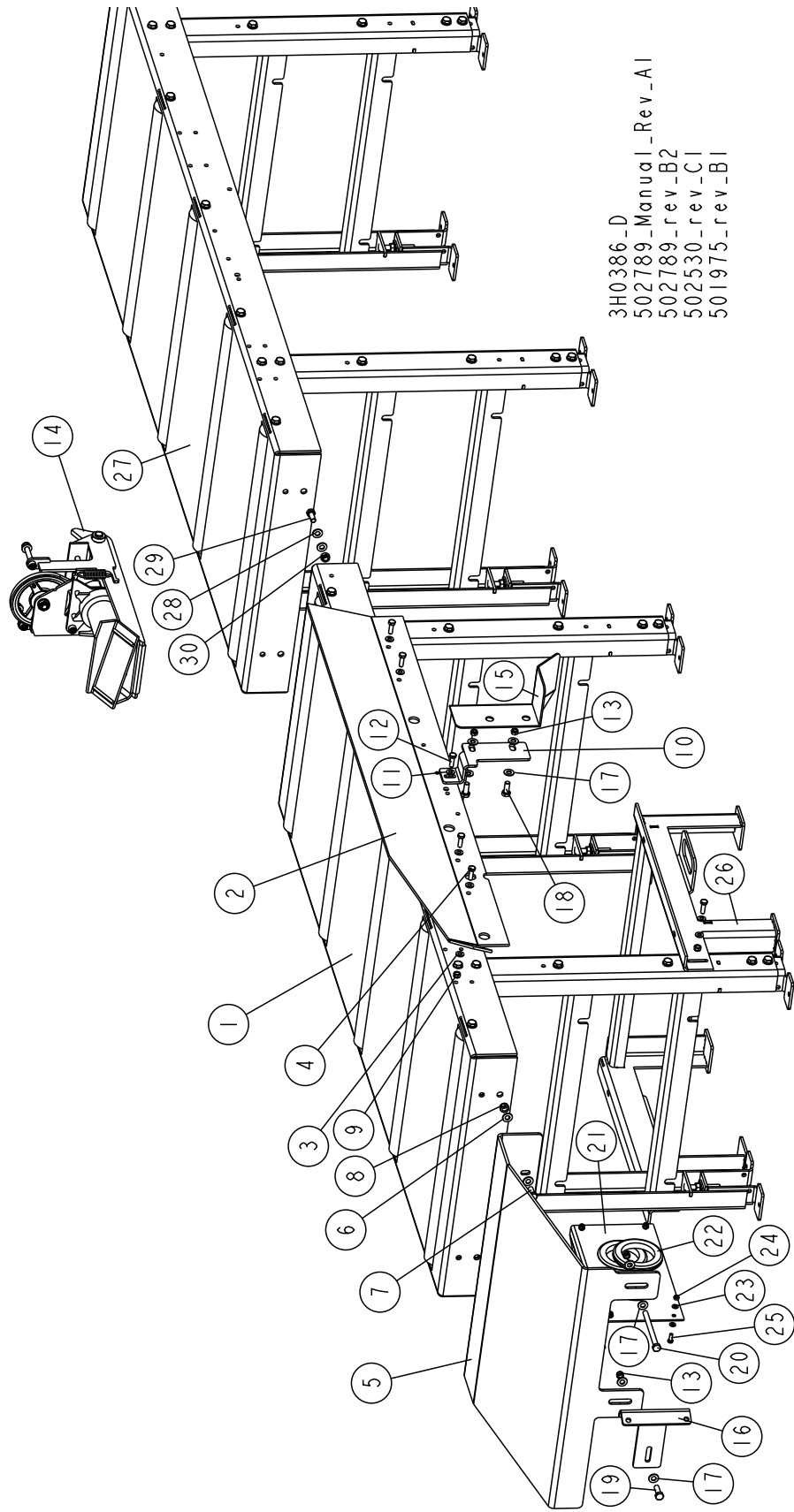
8.19 Plate Set, M Type Frame Bed Rail 1-2 & 2-3 (Option)

525065_001
525065_MANUAL



REF.	DESCRIPTION (◆ Indicates Parts Available in Assemblies Only)	PART#	QTY
-	PLATE SET, M TYPE FRAME BED RAIL 1-2 & 2-3	525065	1
1	TABLE PLATE, BED RAIL 1-2	525064-1	1
2	TABLE PLATE, BED RAIL 2-3	523804-1	1
3	WASHER, 10.5 FLAT ZINC	F81055-1	16
4	NUT, M10-8-B HEX NYLON ZINC LOCK	F81033-1	8
5	BOLT, M10X75-8.8-FE/ZN5 PN-M/82101	F81003-15	8

8.20 Board Return Table, Stationary "M" Frame Option

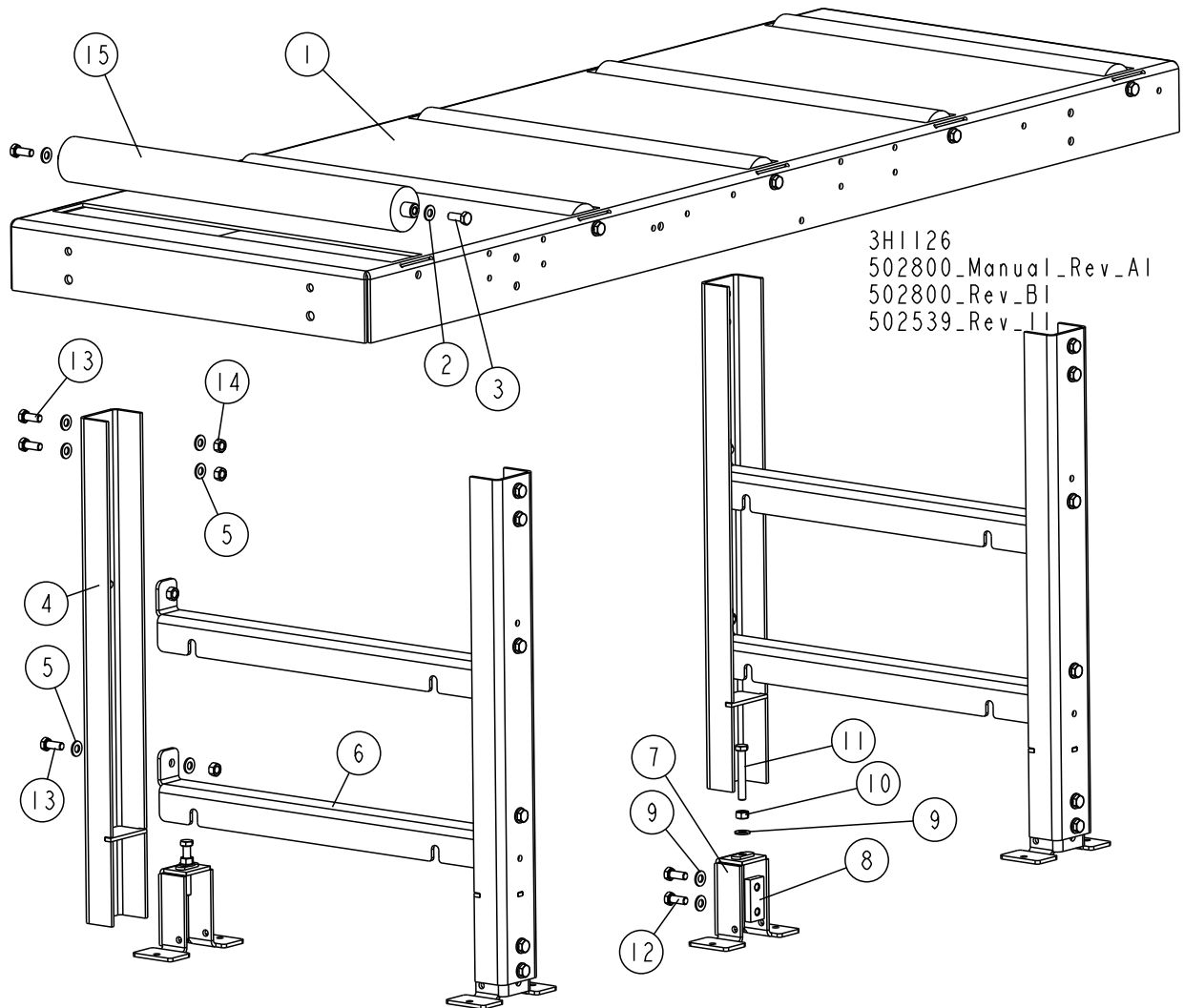


REF	DESCRIPTION (◆ Indicates Parts Available In Assemblies Only)	PART #	QTY.
	TABLE, LT40M DOUBLE	502789	1
	BOARD RETURN TABLE - LT40M LONG TABLE	502530	1
	TABLE, "M" FRAME LONG SPECIAL	501975	1
1	LONG TABLE, "M" FRAME See Section 8.21	502539	1
2	BRACKET, BOARD RETURN TABLE	501978-1	1
3	WASHER, 8.4 FLAT ZINC	F81054-1	8
4	BOLT, M8X25-8.8-B HEX HEAD FULL THREAD	F81002-5	4
5	PLATE, BOARD RETURN TABLE FRONT	501977-1	1
6	WASHER, 10.5 FLAT ZINC	F81055-1	8
7	BOLT, M10X25-8.8 HEX HEAD FULL THREAD ZINC	F81003-11	4
8	NUT, M10-8-B NYLON HEX ZINC LOCK	F81033-1	4
9	NUT, M8-8-B HEX NYLON LOCK ZINC	F81032-2	4
10	BRACKET, "M" LONG TABLE	502519-1	1
11	WASHER, 8.4 FLAT ZINC	F81054-1	6
12	BOLT, M8X25-8.8-B HEX HEAD FULL THREAD	F81002-5	3
13	NUT, M8-8-B HEX NYLON LOCK ZINC	F81032-2	7
14	BOARD RETURN ASSEMBLY See Section 4.5	087839-1	1
15	COVER, HYDRAULIC HOSE - SPECIAL	502500-1	1
16	TUBE, TABLE LEG	502520-1	1
17	WASHER, 10.5 FLAT ZINC	F81055-1	8
18	BOLT, M10X25-8.8 HEX HEAD FULL THREAD ZINC	F81003-11	2
19	BOLT, M10X30-5.8 HEX HEAD FULL THREAD ZINC	F81003-2	1
20	BOLT, M10X125-8.8 HEX HEAD ZINC	F81003-18	1
	COVER, HYDRAULIC HOSE - COMPLETE	504262	1
21	PLATE, COVER, HYDRAULIC HOSE - COMPLETE	504261-1	1
22	COVER, RUBBER 80 MM	089293	2
23	WASHER, 6.4 FLAT ZINC	F81053-1	8
24	NUT, M6-8-B HEX NYLON LOCK ZINC	F81031-2	4
25	BOLT, M6X16-8.8 HEX HEAD FULL THREAD ZINC	F81001-32	4
26	MOUNT, HYDRAULIC BOX	513155-1	1
27	LONG TABLE, "M" FRAME See Section 8.21	502539	1
28	WASHER, 10.5 FLAT ZINC	F81055-1	4
29	BOLT, M10X25-8.8 HEX HEAD FULL THREAD ZINC	F81003-11	2
30	NUT, M10-8-B NYLON HEX ZINC LOCK	F81033-1	2

8 Bed Frame Assembly

Long Table

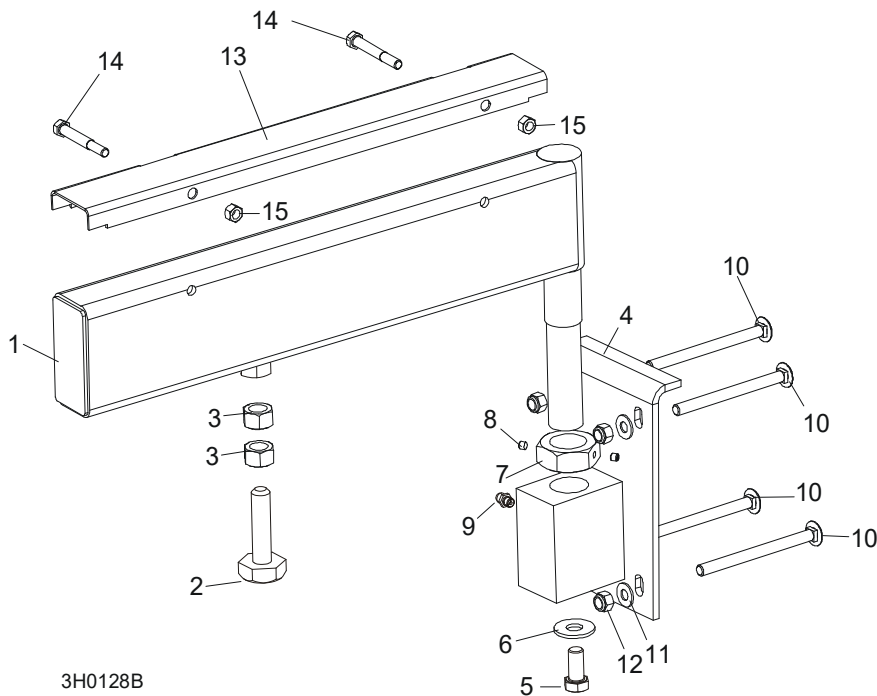
8.21 Long Table



REF.	DESCRIPTION (◆ Indicates Parts Available in Assemblies Only)	PART #	QTY
	LONG TABLE, "M" FRAME	502539	1
1	TABLE WLDMT, BOARD RETURN	512488-1	1
2	Washer, 10.5 Flat	F81055-1	10
3	BOLT, M10 X 25-8.8 HEX HEAD FULL THREAD ZINC	F81003-11	10
	LEG, TABLE COMPLETE	501974	2
4	LEG, TABLE	501976	2
5	WASHER, 10.5 FLAT	F81055-1	15
6	CROSS-BAR, TABLE	500074-1	2
	COMPLETE, ADJUSTABLE LEG FOOT	101014	2
7	FOOT, LEG ADJUSTABLE	101022-1	1
8	PLATE, M10 CLAMPING ZINC-PLATED	101242-1	1
9	WASHER, 10.5 FLAT	F81055-1	3
10	NUT, M10-8-B-HEX ZINC	F81033-3	1
11	BOLT, M10x70-8.8-HEX HEAD FULL THREAD ZINC	F81003-20	1
12	BOLT, M10x25-8.8-HEX HEAD FULL THREAD ZINC	F81003-11	2

REF.	DESCRIPTION (◆ Indicates Parts Available In Assemblies Only)	PART #	QTY	
13	BOLT, M10x25-8.8-HEX HEAD FULL THREAD ZINC	F81003-11	8	
14	NUT, M10-8-B-HEX ZINC	F81033-3	8	
15	ROLLER 63.5/20X590	501090-1	5	

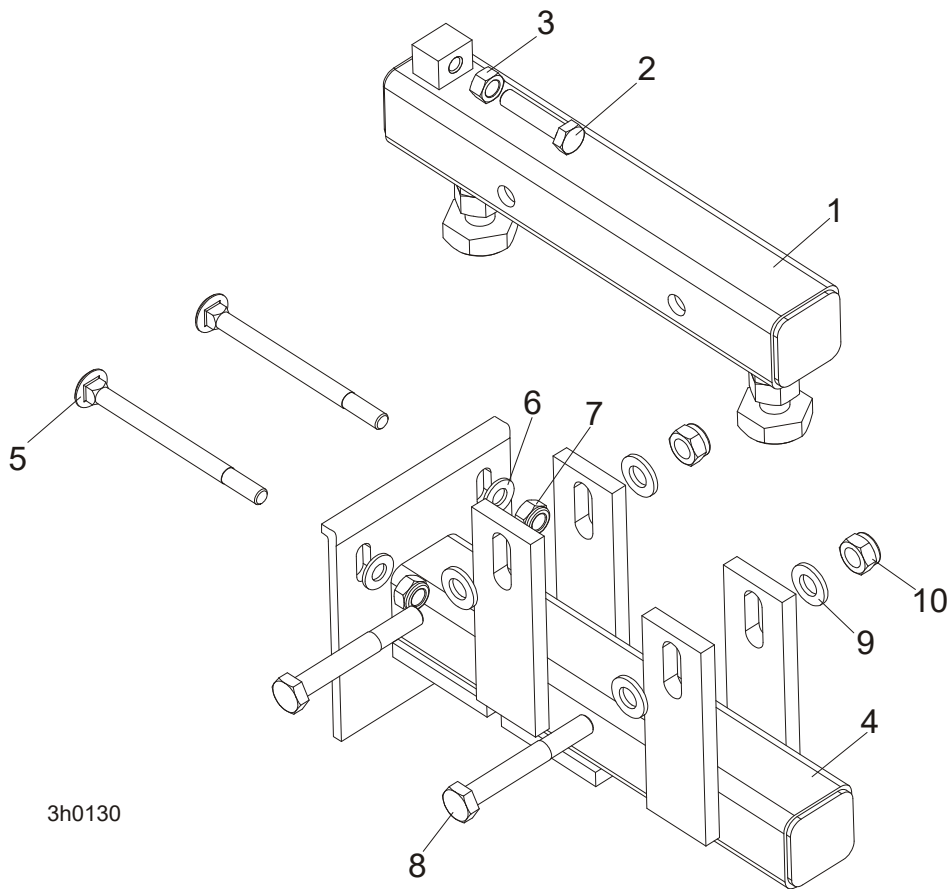
8.22 Pivot Bed Rail Assembly



3H0128B

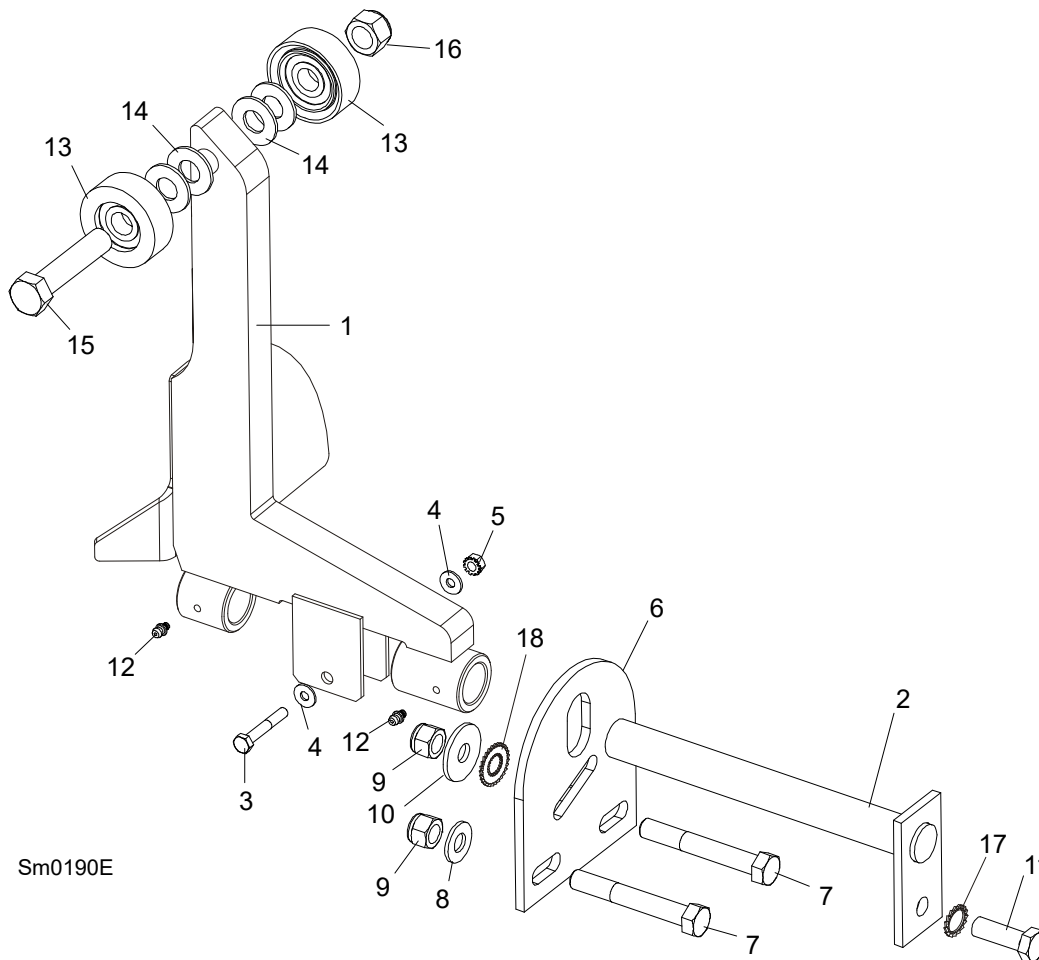
REF.	DESCRIPTION (◆ Indicates Parts Available In Assemblies Only)	PART #	QTY
	PIVOT BED RAIL ASSEMBLY (LT40SAH)	087829	2
	PIVOT BED RAIL ASSEMBLY (LT40MAH)	087855	2
1	Pivot Bed Rail Weldment (LT40SAH)	087852	1
	Pivot Bed Rail Weldment (LT40MAH)	087848	1
	Bolt Assembly, Bed Rail Adjustment		1
2	Bolt, Bed Rail Adjustment	086809	1
3	Nut, 5/8-11 Hex	F81036-1	2
4	Bracket, Pivot Rail Mounting	087841-1	1
5	Bolt, M12X25-8.8 Hex Head Full Thread Zinc	F81004-31	1
6	Washer, 15 Flat	F05011-52	1
7	Nut, M32x2-04-B Zinc	087975	1
8	Screw, 1/4-28 x 1/4" Brass Tip Set	F05005-42	2
9	Fitting, 3/16" Grease	086280	1
10	BOLT, M10X120 8.8 CARRIAGE ZINC	F81003-33	4
11	WASHER, 10.5 FLAT ZINC	F81055-1	4
12	NUT, M10-8-B HEX NYLON ZINC LOCK	F81033-1	4
	COVER KIT, PIVOT RAIL STAINLESS STEEL (LT40SAH)	015926	2
	COVER KIT, PIVOT RAIL STAINLESS STEEL (LT40MAH)	N/A	2
13	Cover, Stainless Steel Pivot Bed Rail (LT40SAH)	012994	1
	Cover, Stainless Steel Pivot Bed Rail (LT40MAH)	099123	1
14	Bolt, M8x65-5.8 Zinc Hex Head	F81002-3	4
15	Nut, M8-8-B-Zinc Hex Nylon Lock	F81032-2	4
	WRENCH, BED RAIL ADJUSTMENT (See Section 8.5)	015970	1

8.23 Bed Rail Assembly, Optional End



REF.	DESCRIPTION (◆ Indicates Parts Available In Assemblies Only)	PART #	QTY
	BED RAIL ASSY, OPTIONAL END	094102	1
1	Bed Rail Assy - Zinc	094103-1	1
2	Bolt, M8x45-8.8 Hex Head Full Thread Zinc	F81002-14	1
3	Nut, M8-8-B Hex Zinc	F81032-1	1
4	Bed Rail Weldment, End	094104-1	1
5	Bolt, M10X120 8.8 Carriage Zinc	F81003-33	2
6	Washer, 10.5 Zinc Flat	F81055-1	2
7	Nut, M10-8-B Nylon Hex Zinc Lock	F81033-1	2
8	Bolt, M12x90-8.8 Hex Head Zinc	F81004-2	2
9	Washer, 13 Zinc Flat	F81056-1	4
10	Nut, M12-8 Hex Nylon Zinc Lock	F81034-2	2

8.24 Log Side Support Assembly (Manual)



Sm0190E

<u>See Section 9.7</u> for hydraulic side supports...				
REF.	DESCRIPTION (◆ Indicates Parts Available In Assemblies Only)	PART #	QTY	
1	SUPPORT, LOG SIDE W/GUARD	099785-1	1	
2	PIN, LOG SIDE SUPPORT PIVOT	091549-1	1	
3	BOLT, M8X45 - 8.8 HEX HEAD FULL THREAD ZINC	F81002-14	1	
4	WASHER, 8.4 FLAT	F81054-1	2	
5	NUT, M8-8-B SELF-LOCKING	F81032-2	1	
6	PLATE, LOG SIDE SUPPORT END	091591-1	1	
7	BOLT, M12 X 75-8.8 HEX HEAD	F81004-21	2	
8	WASHER, 13 FLAT	F81056-1	2	
9	NUT, M12-8 HEX NYLON LOCK	F81034-2	3	
10	WASHER, 15 FLAT SPECIAL ZINC-PLATED	F81057-3	1	
11	BOLT, M12 X 35-8.8 HEX HEAD	F81004-24	1	
12	FITTING, 3/16" GREASE	P04107	2	
13	ROLLER ASSEMBLY, SIDE SUPPORT	015014-1	2	
14	WASHER, 17 FLAT	F81058-1	2	
15	BOLT, M16X65-8.8-B HEX HEAD FULL THREAD ZINC	F81006-1	1	
16	NUT, M16-8 NYLON LOCK	F81036-2	1	
17	WASHER, BN781 M12/13 EXTERNALLY SERRATED	F81056-16	1	
18	WASHER, SPECIAL BOSART/2S M12/12,3/30,3		1	

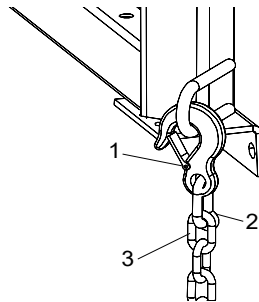
	INSTRUCTION SHEET, SIDE SUPPORT ROLLER	015109-526	1	
--	--	------------	---	--

8 Bed Frame Assembly

Tie Down Chain Assembly

8.25 Tie Down Chain Assembly

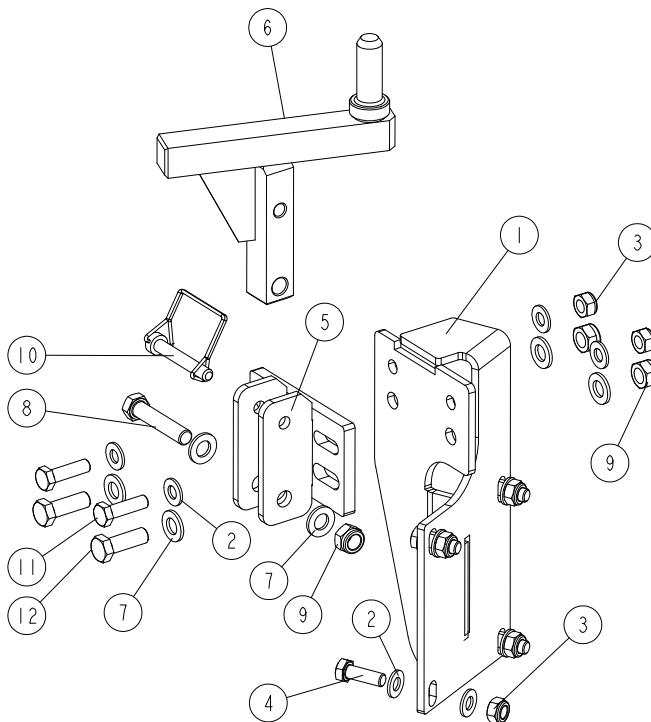
SM0129



REF.	DESCRIPTION (◆ Indicates Parts Available In Assemblies Only)	PART #	QTY	
	CHAIN ASSEMBLY, TIE DOWN	A04376-1	1	
1	Hook, 5/8" Safety Chain	P12075	1	◆
2	Link, 10 cCHAIN	100767	1	◆
3	Chain, N-10 x 35, 6 Links	100951	1	◆

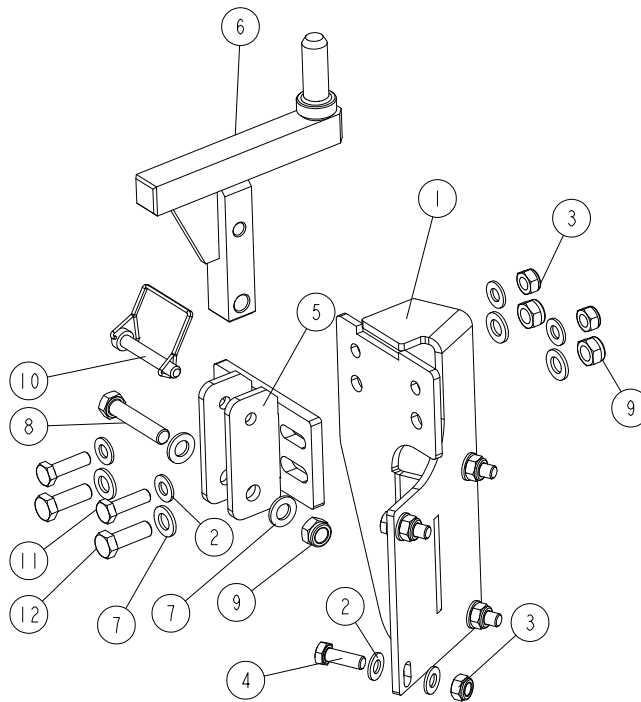
8.26 Saw Head Transport Bracket

532167_001
532167_MANUAL



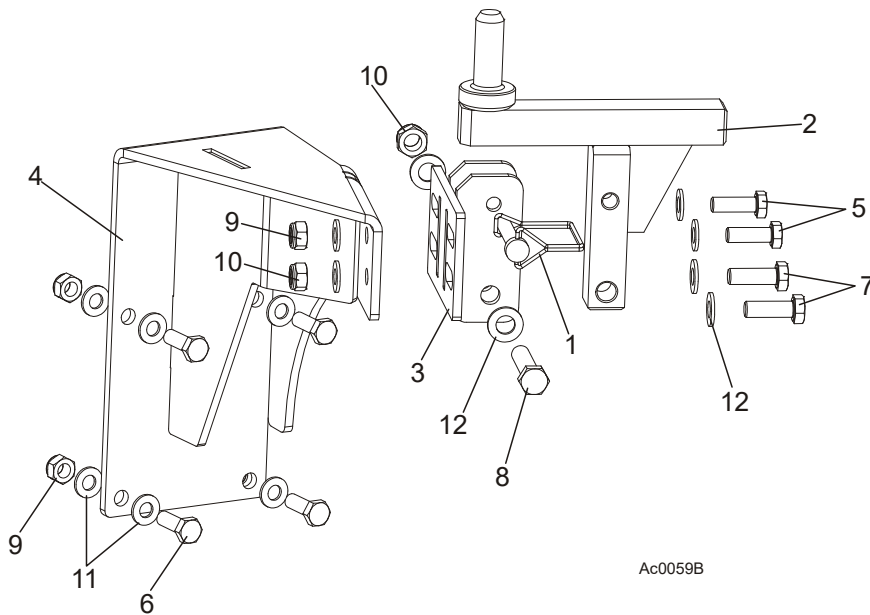
REF.	DESCRIPTION (◆ Indicates Parts Available In Assemblies Only)	PART #	QTY	
-	BRACKET, LT40M/S SAW HEAD TRANSPORT - COMPLETE	532167	1	
1	BRACKET, LT70MD42SDH7-2.6	502711-1	1	
2	WASHER, 10.5 FLAT ZINC	F81055-1	12	
3	NUT, M10-8-B HEX NYLON ZINC LOCK	F81033-1	6	
4	BOLT, M10X30-8.8 HEX HEAD FULL THREAD ZINC	F81003-2	4	

REF.	DESCRIPTION (◆ Indicates Parts Available In Assemblies Only)	PART #	QTY	
5	BRACKET, LT40	092765-1	1	
6	PIN WELDMENT, LT40 SAW HEAD REST	532166-1	1	
7	WASHER, 13 FLAT ZINC	F81056-1	6	
8	BOLT, M12X60-8.8 HEX HEAD ZINC	F81004-5	1	
9	NUT, M12 8 HEX NYLON ZINC LOCK	F81034-2	3	
10	PIN, 3/8X2 1/4 SQ WIRE LOCK	014151	1	
11	BOLT, M10X35 8.8 HEX HEAD FULL THREAD ZINC	F81003-17	2	
12	BOLT, M12X35 8.8 HEX HEAD FULL THREAD ZINC	F81004-24	2	

8.27 Saw Head Transport Bracket (for beds w/angled bed rails)525089_001
525089_MANUAL

REF.	DESCRIPTION (◆ Indicates Parts Available In Assemblies Only)	PART #	QTY
-	BRACKET, LT40M SAW HEAD TRANSPORT (FOR BEDS W/ANGLED BED RAILS)	525089	1
1	BRACKET, LT70MD42SDH7-2.6	502711-1	1
2	WASHER, 10.5 FLAT ZINC	F81055-1	12
3	NUT, M10-8-B HEX NYLON ZINC LOCK	F81033-1	6
4	BOLT, M10X30-8.8 HEX HEAD FULL THREAD ZINC	F81003-2	4
5	BRACKET, LT40	092765-1	1
6	PIN WELDMENT, LT50 SAW HEAD REST	090421-1	1
7	WASHER, 13 FLAT ZINC	F81056-1	6
8	BOLT, M12X60-8.8 HEX HEAD ZINC	F81004-5	1
9	NUT, M12 8 HEX NYLON ZINC LOCK	F81034-2	3
10	PIN, 3/8X2 1/4 SQ WIRE LOCK	014151	1
11	BOLT, M10X35 8.8 HEX HEAD FULL THREAD ZINC	F81003-17	2
12	BOLT, M12X35 8.8 HEX HEAD FULL THREAD ZINC	F81004-24	2

8.28 Saw Head Rest Pin Assembly



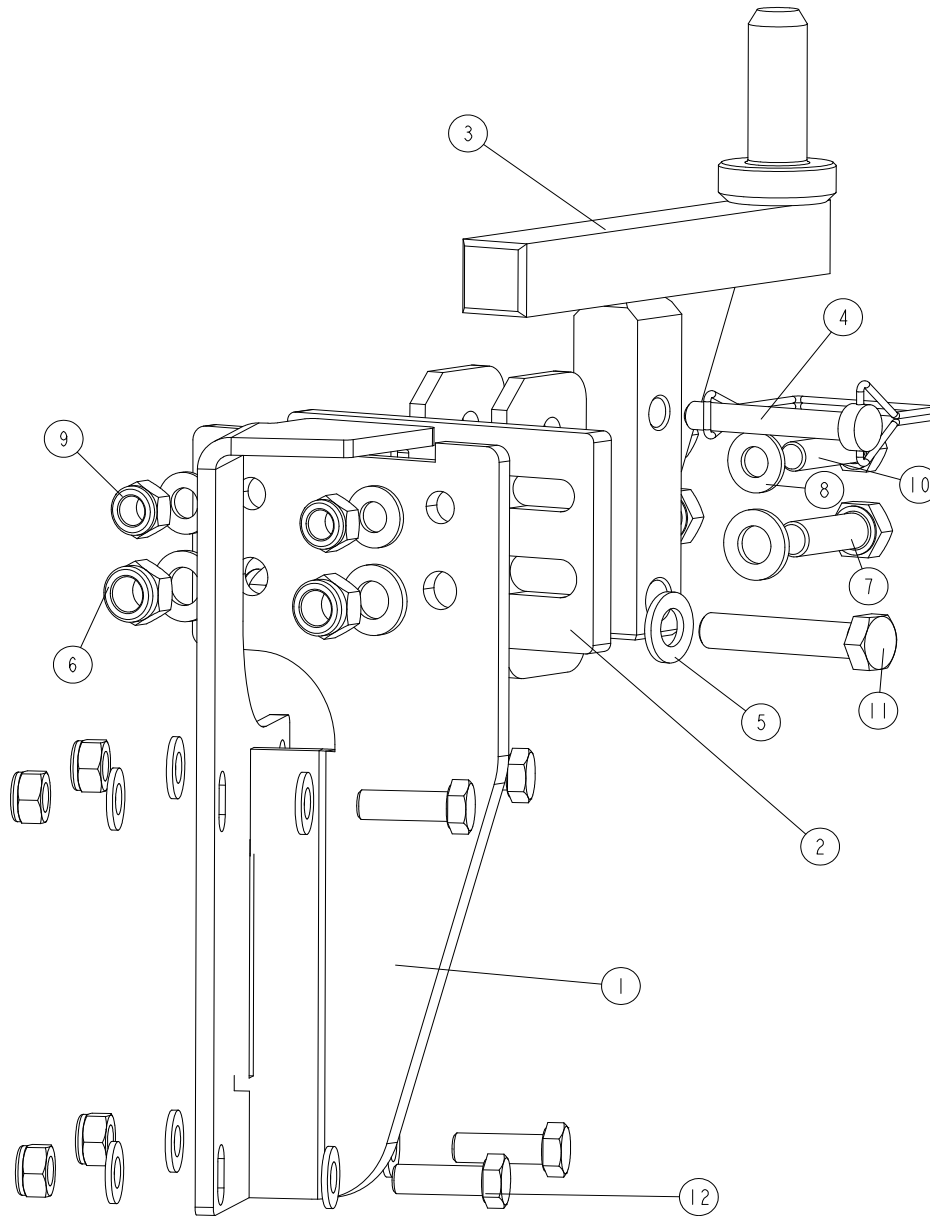
REF	DESCRIPTION (◆ Indicates Parts Available In Assemblies Only)	PART #	QTY.
	KIT, LT40ME15SAH3-1.8 SAW HEAD REST PIN - COMPLETE	501627	1
1	PIN, 3/8 X 2 1/4 SQ WIRE LOCK	014151	1
2	PIN, SAW HEAD REST BRACKET	090421-1	1
3	BRACKET, SAW HEAD REST PIN	092765-1	1
4	BRACKET, HORIZONTAL	501837-1	1
5	BOLT, M10X35-8.8 HEX HEAD FULL THREAD ZINC	F81003-17	2
6	BOLT, M10x30-5.8 HEX HEAD FULL THREAD ZINC	F81003-2	4
7	BOLT, M12 X 35-8.8-FE/ZN5 HEX HEAD FULL THREAD ZINC	F81004-24	2
8	BOLT, M12X60-8.8 HEX HEAD ZINC	F81004-5	1
9	NUT, M10-8-B HEX NYLON ZINC LOCK	F81033-1	6
10	NUT, M12-8 HEX NYLON ZINC LOCK	F81034-2	3
11	WASHER, 10.5 FLAT ZINC	F81055-1	12
12	WASHER, 13 FLAT ZINC	F81056-1	6

8 Bed Frame Assembly

Saw Head Rest Pin Assembly ("M" Frame)

8.29 Saw Head Rest Pin Assembly ("M" Frame)

540154_001
540154_MANUAL



REF	DESCRIPTION (◆ Indicates Parts Available In Assemblies Only)	PART #	QTY.
	KIT, LT40MD33SAW HEAD REST PIN - COMPLETE	540154	1
1	BRACKET, LT70MD42SDH7-2.6	502711-1	1
2	BRACKET, SAW HEAD REST PIN	092765-1	1
3	PIN, SAW HEAD REST	085949-1	1
4	PIN, 3/8 X 2 1/4 SQ WIRE LOCK	014151	1
5	WASHER, 13 FLAT ZINC	F81056-1	6
6	NUT, M12-8 HEX NYLON ZINC LOCK	F81034-2	3
7	BOLT, M12 X 35-8.8-FE/ZN5 HEX HEAD FULL	F81004-24	2
8	WASHER, 10.5 FLAT ZINC	F81055-1	12

Bed Frame Assembly

Saw Head Rest Pin Assembly ("M" Frame)

8

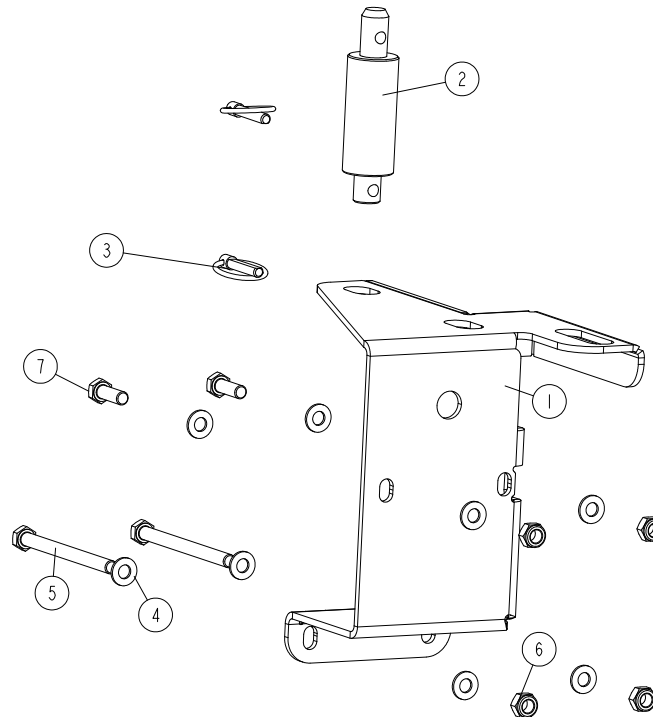
9	NUT, M10-8-B HEX NYLON ZINC LOCK	F81033-1	6	
10	BOLT, M10X35-8.8 HEX HEAD FULL THREAD ZINC	F81003-17	2	
11	BOLT, M12X60-8.8 HEX HEAD ZINC	F81004-5	1	
12	BOLT, DIN 933-M10X30 8.8-A2E	F81003-111	4	

8 Bed Frame Assembly

Saw Head Rest Bracket (LT20/40 Sawmills)

8.30 Saw Head Rest Bracket (LT20/40 Sawmills)

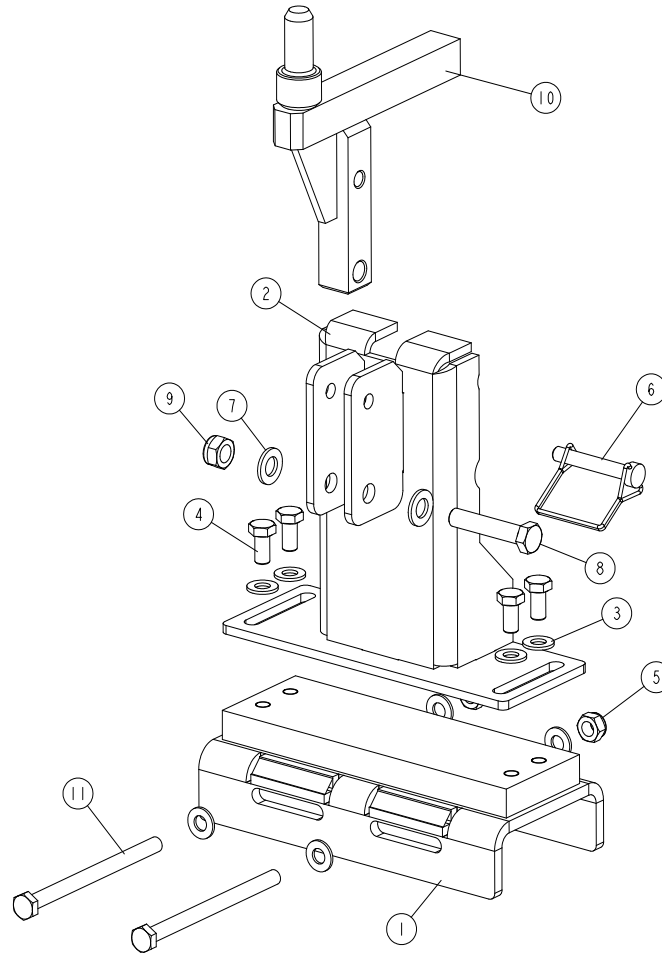
546306_001
546306_MANUAL



REF.	DESCRIPTION (◆ Indicates Parts Available In Assemblies Only)	PART #	QTY
-	BRACKET, SAW HEAD REST - FOR LT MACHINES	546306	1
1	PLATE, SAW HEAD REST BRACKET	546307-1	1
2	PIN, LT20 SAW HEAD REST	097935-1	1
3	PIN, 8 BN914 (BOSSARD 1364650) LOCK	F81046-2	2
4	WASHER, 10.5 FLAT ZINC	F81055-1	8
5	BOLT, M10X125 8.8 HEX HEAD ZINC	F81003-18	2
6	NUT, M10-8-B HEX NYLON ZINC LOCK	F81033-1	4
7	BOLT, M10X30-8.8 HEX HEAD FULL THREAD ZINC	F81003-2	2

8.31 Saw Head Bracket LT40 WIDE

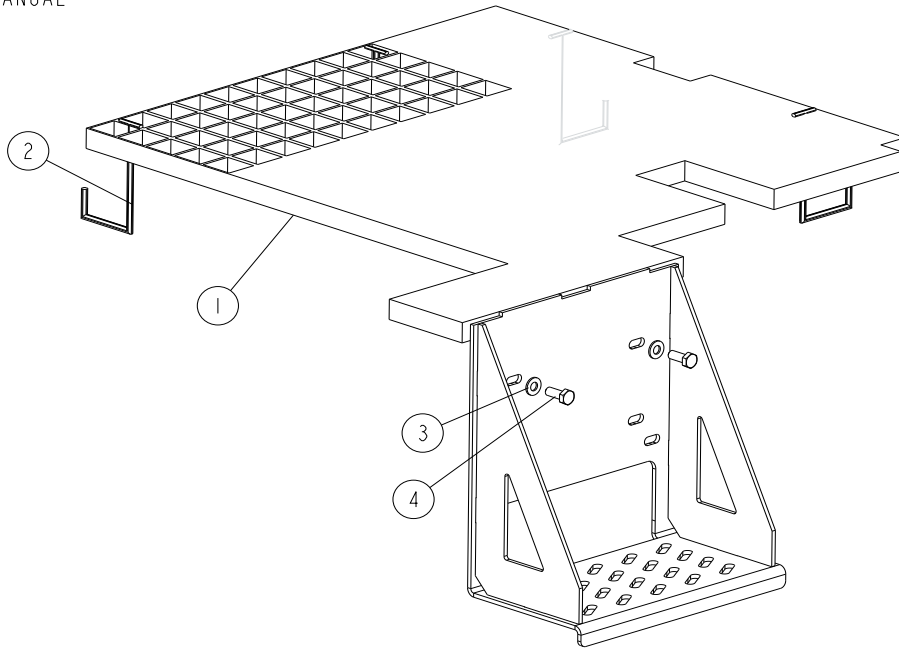
555180_001
555180_MANUAL



REF.	DESCRIPTION (◆ Indicates Parts Available In Assemblies Only)	PART #	QTY
-	SAW HEAD BRACKET, LT40 WIDE- M-FRAME	555180	1
1	BASE, SAW HEAD BRACKET LT20/40/70	545600-1	1
2	BASE, SAW HEAD LT40 WIDE WLDMT/PTD	545621-1	1
3	WASHER, 10,5 FLAT ZINC	F81055-1	8
4	BOLT, ISO 4017-M10X20-8.8-A2E HEX HEAD	F81003-53	4
5	NUT, M10 HEX NYLON ZINC LOCK	F81033-1	2
6	PIN, 3/8X2 1/4 SNAP	014151	1
7	WASHER, 13-FLAT ZINC	F81056-1	2
8	BOLT, M12X60-8.8-HEX HEAD ZINC	F81004-5	1
9	NUT, M12- 8- DIN 982 HEX NYLON ZINC LOCK	F81034-2	1
10	PIN,LT40 WIDE SAW HEAD REST	545664-1	1
11	BOLT, M10X140-8.8 HEX HEAD ZINC	F81003-5	2

8.32 Inspection Platform

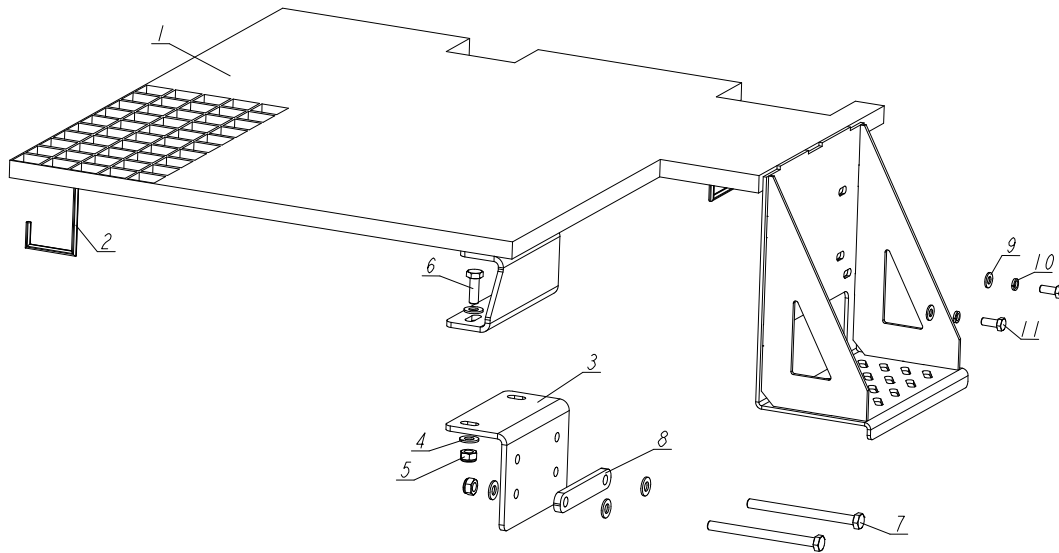
545646_001
 545646_MANUAL



REF.	DESCRIPTION (◆ Indicates Parts Available In Assemblies Only)	PART #	QTY
-	PLATFORM, "M" FRAME INSPECTION - COMPLETE	545646	1
1	PLATFORM, "M" FRAME INSPECTION	506046-1	1
2	BRACKET, HOOK	085682	4
3	WASHER, 8.4 FLAT ZINC	F81054-1	2
4	BOLT, M8X20 8.8 HEX HEAD FULL THREAD ZINC	F81002-4	2

8.33 Inspection Platform (New M-type Frame, Mobile Sawmills)

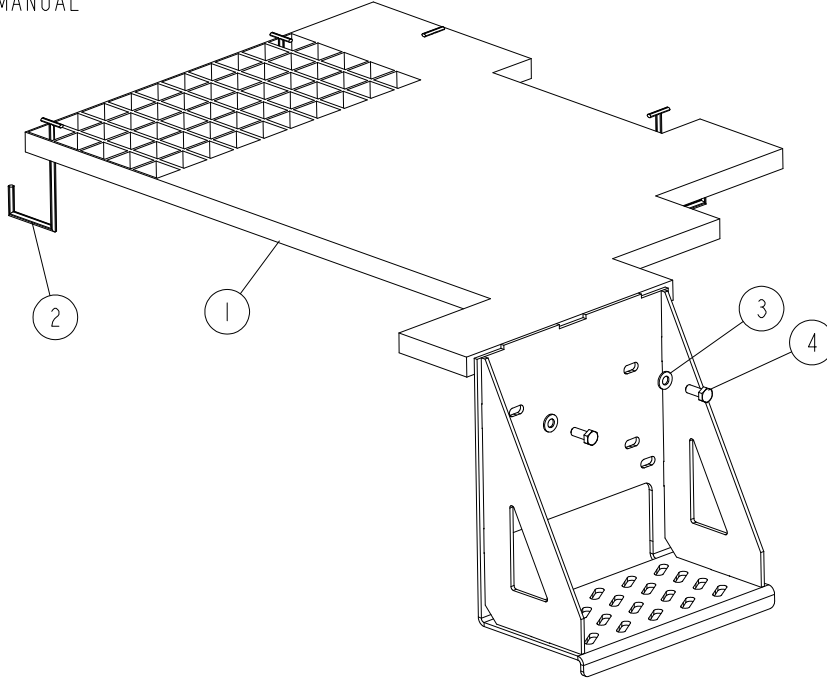
545567_001
545567_MANUAL



REF	DESCRIPTION (◆ indicates parts available in assemblies only)	PART #	QTY
-	PLATFORM, NEW M-TYPE FRAME INSPECTION - COMPLETE	545567	1
1	PLATFORM, INSPECTION - PAINTED	545566-1	1
2	BRACKET, HOOK	085682	4
3	PLATE, MOUNTING ANGLE	555223-1	1
4	WASHER, 10.5 FLAT ZINC	F81055-1	8
5	NUT, M10-8-B HEX NYLON ZINC LOCK	F81033-1	4
6	BOLT DIN 933-M10X30 8.8-A2E	F81003-111	2
7	BOLT, M10X130-8.8 FE/ZN5 PN-M/82105	F81003-170	2
8	WASHER	555221-1	1
9	WASHER, 8.4 FLAT ZINC	F81054-1	2
10	WASHER, 8.2 SPLIT LOCK ZINC	F81054-4	2
11	BOLT, M8X20-8.8-B HEX HEAD FULL THREAD ZINC	F81002-4	2

8.34 Inspection Platform for Wide "M" Frame

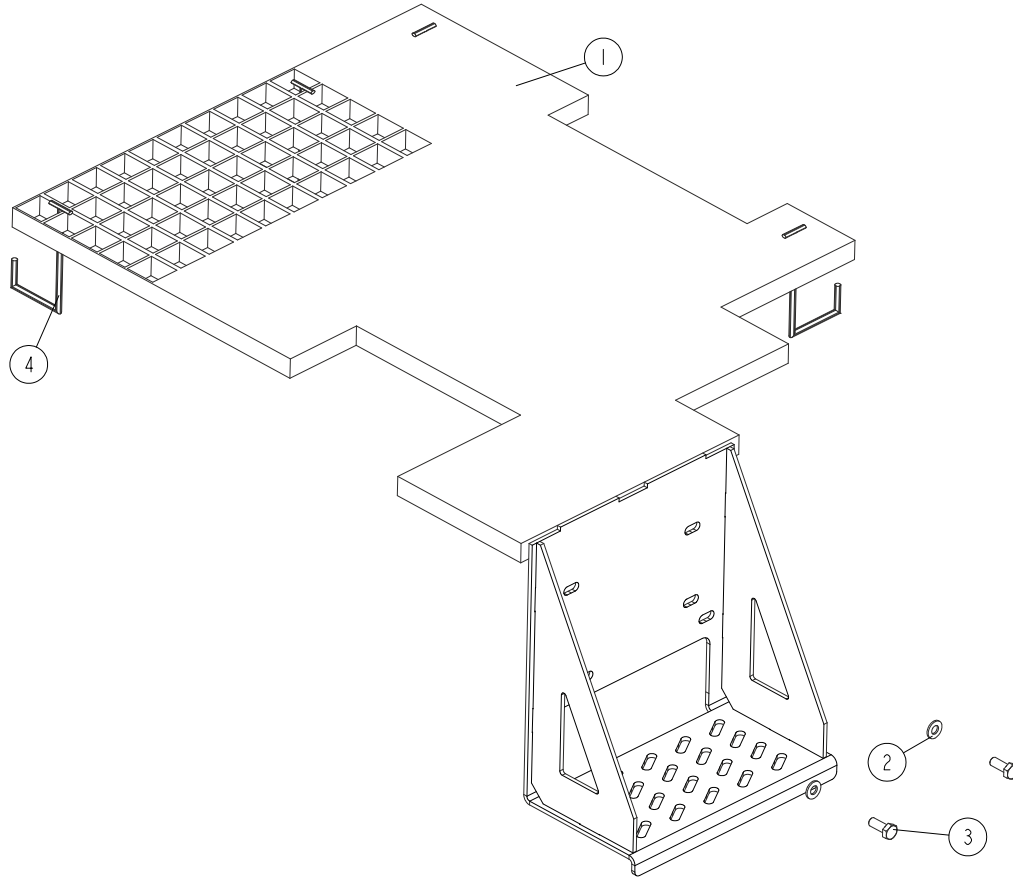
545671_001
545671_MANUAL



REF.	DESCRIPTION (◆ Indicates Parts Available In Assemblies Only)	PART #	QTY
-	PLATFORM, WIDE "M" FRAME INSPECTION	545671	1
1	PLATFORM, WIDE "M" FRAME INSPECTION	545669-1	1
2	BRACKET, HOOK	085682	4
3	WASHER, 8.4 FLAT ZINC	F81054-1	2
4	BOLT, M8X20 8.8 HEX HEAD FULL THREAD ZINC	F81002-4	2

8.35 Inspection Platform (M-type Frame Sawmills)

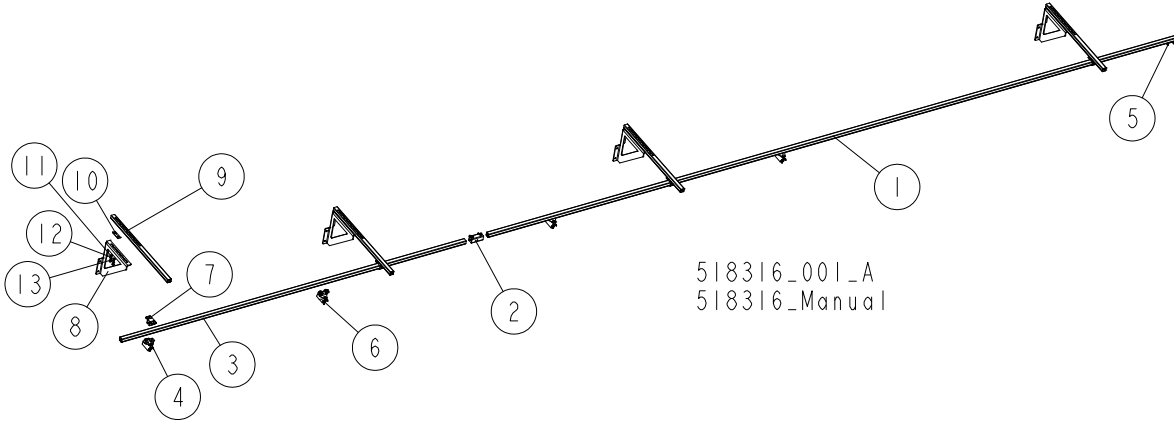
555244_001
 555244_MANUAL



REF	DESCRIPTION (◆ indicates parts available in assemblies only)	PART #	QTY
-	PLATFORM, M-TYPE FRAME INSPECTION ¹	555244	1
1	PLATFORM, M-TYPE FRAME INSPECTION	555243-1	1
2	WASHER, 8.4 FLAT ZINC	F81054-1	2
3	BOLT, M8X20-8.8-B HEX HEAD FULL THREAD Z	F81002-4	2
4	BRACKET, HOOK	085682	4

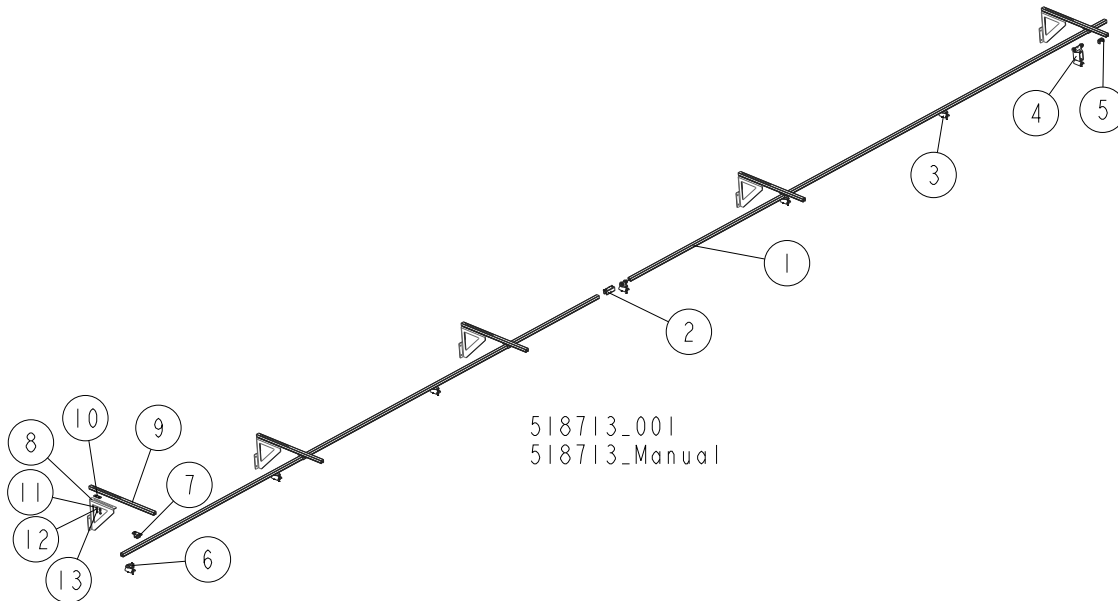
¹ SAWMILLS EQUIPPED WITH POWER ROLLER

8.36 Remote Equipment for Installation on a Wall (Cutting Length of 6.5 m)



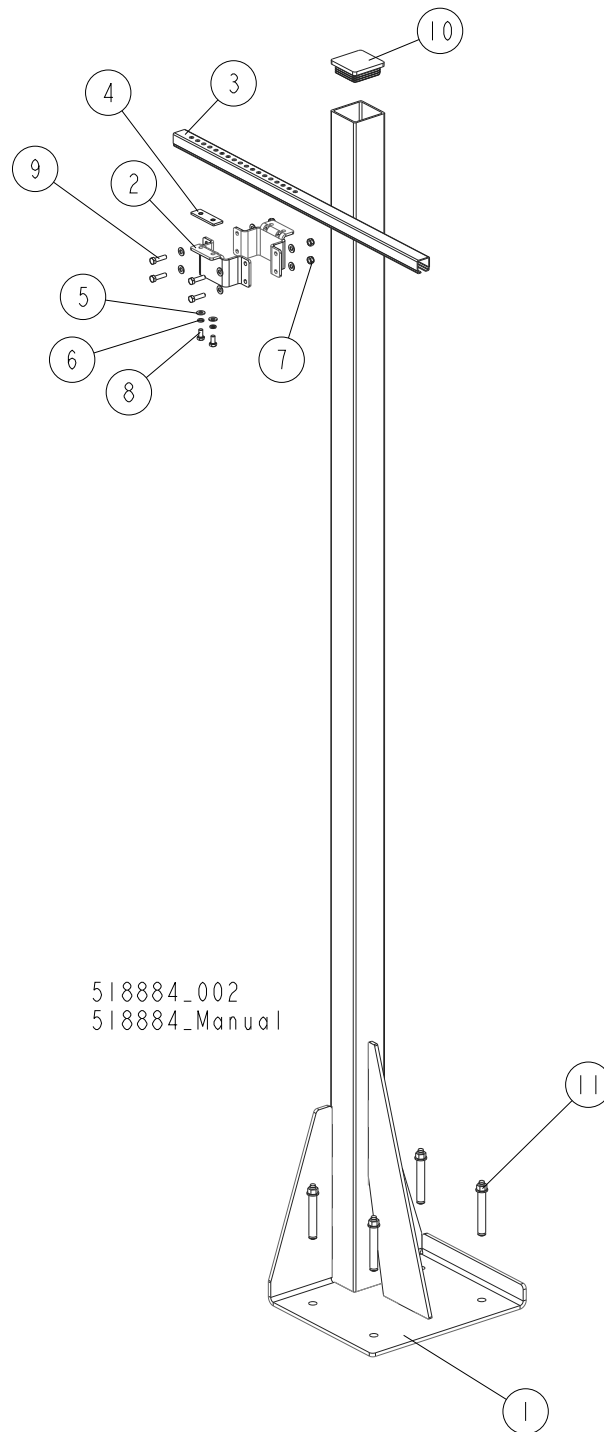
REF.	DESCRIPTION (◆ Indicates Parts Available In Assemblies Only)	PART #	QTY
	REMOTE EQUIPMENT (CUTTING LENGTH OF 6.5 M)	518316	1
	RAIL, COMPLETE GUIDE (CUTTING LENGTH OF 6.5M)	518315	1
1	RAIL, 6 M C-PROFILE	518332	1
2	COUPLER, TRACK	518705	1
3	RAIL, 3 M C-PROFILE	518313	1
4	CLAMP, FLAT CABLE - END	518701	1
5	STOP, END	518700	1
6	TROLLEY, CABLE MOVING	518333	3
7	BRACKET, BOLT-ON	518702	4
	RAIL BRACKET KIT FOR WALL MOUNTING	518724	4
8	BRACKET, GUIDE RAIL (FOR WALL MOUNTING)	518728-1	1
9	ARM, RAIL BRACKET	518709	1
10	PLATE, ARM CLAMPING	518885-1	1
11	WASHER, 8.4 FLAT ZINC	F81054-1	2
12	WASHER, 8.2 SPLIT LOCK ZINC	F81054-4	2
13	BOLT, M8x16-8.8-B HEX HEAD FULL THREAD ZINC	F81002-20	2

8.37 Remote Equipment for Installation on a Wall (Cutting Length of 6.5-10 m)



REF.	DESCRIPTION (◆ Indicates Parts Available In Assemblies Only)	PART #	QTY
	REMOTE EQUIPMENT (CUTTING LENGTH OF 6.5-10 M)	518713	1
	RAIL, COMPLETE GUIDE (CUTTING LENGTH OF 6.5-10 M)	518704	1
1	RAIL, 6 M C-PROFILE	518332	2
2	COUPLER, TRACK	518705	1
3	TROLLEY, CABLE MOVING	518333	5
4	TROLLEY, TOWING	518334	1
5	STOP, END	518700	1
6	CLAMP, FLAT CABLE - END	518701	1
7	BRACKET, BOLT-ON	518702	5
8	RAIL BRACKET KIT FOR WALL MOUNTING	518724	5
9	BRACKET, GUIDE RAIL (FOR WALL MOUNTING)	518728-1	1
10	ARM, RAIL BRACKET	518709	1
11	PLATE, ARM CLAMPING	518885-1	1
12	WASHER, 8.4 FLAT ZINC	F81054-1	2
13	WASHER, 8.2 SPLIT LOCK ZINC	F81054-4	2

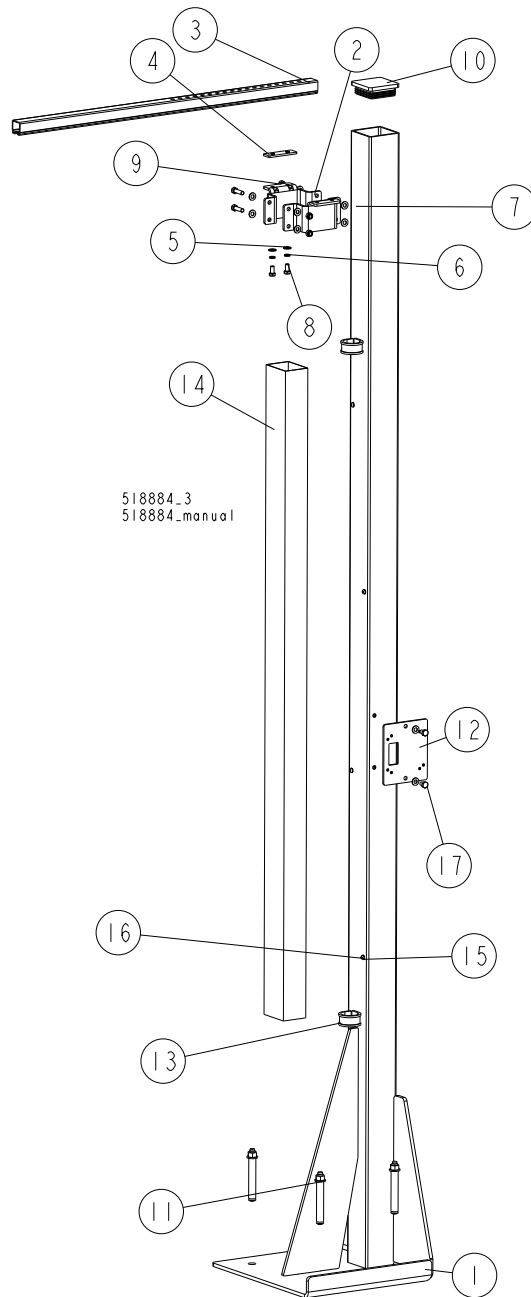
8.38 Guide Rail Support Post



REF.	DESCRIPTION (◆ Indicates Parts Available In Assemblies Only)	PART #	QTY
	POST, GUIDE RAIL SUPPORT - COMPLETE	518736	1
1	POST, GUIDE RAIL SUPPORT	518707-1	1
2	BRACKET, 80X80 TUBE WRAP	518725-1	2
3	ARM, RAIL BRACKET	518709	1
4	PLATE, ARM CLAMPING	518885-1	1

REF.	DESCRIPTION (◆ Indicates Parts Available In Assemblies Only)	PART #	QTY
5	WASHER, 8.4 FLAT ZINC	F81054-1	10
6	WASHER, 8.2 SPLIT LOCK ZINC	F81054-4	2
7	NUT, M8 8 HEX NYLON ZINC LOCK	F81032-2	4
8	BOLT, M8X16-8.8-B HEX HEAD FULL THREAD ZINC	F81002-20	2
9	BOLT, M8X30-5.8-B HEX HEAD FULL THREAD ZINC	F81002-2	4
10	CAP, 80X80 2-4 #111227 TUBE END	089644	1
11	PIN, LT 16X120	501877	4

8.39 Guide Rail Support Post



518884_3
 518884_manual

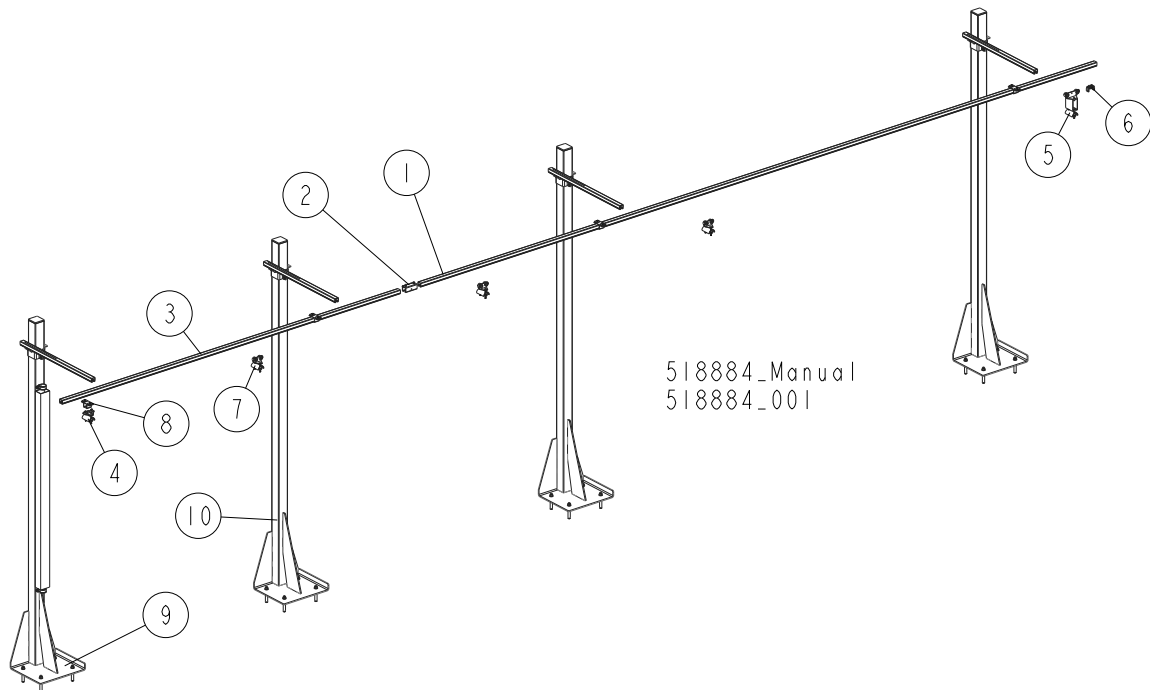
REF.	DESCRIPTION (◆ Indicates Parts Available In Assemblies Only)	PART #	QTY
	POST, GUIDE RAIL SUPPORT - COMPLETE	520669	1
1	POST WELDMENT W/HOLES	520667-1	1
2	BRACKET, 80X80 TUBE WRAP	518725-1	2
3	ARM, RAIL BRACKET	518709	1
4	PLATE, ARM CLAMPING	518885-1	1
5	WASHER, 8.4 FLAT ZINC	F81054-1	14
6	WASHER, 8.2 SPLIT LOCK ZINC	F81054-4	2

REF.	DESCRIPTION (◆ Indicates Parts Available In Assemblies Only)	PART #	QTY
7	NUT, M8 8 HEX NYLON ZINC LOCK	F81032-2	4
8	BOLT, M8X16-8.8-B HEX HEAD FULL THREAD ZINC	F81002-20	4
9	BOLT, M8X30-5.8-B HEX HEAD FULL THREAD ZINC	F81002-2	4
10	CAP, 80X80 GR 2-4 #111227 TUBE END	089644	1
11	PIN, LT 16X120	501877	4
12	PLATE, SOCKET MOUNT	517664-1	1
13	CLAMP, RSGU 1.42/20 W1 METAL & RUBBER	F81087-3	2
14	DUCT, CABLE	520670	1
15	WASHER, 5.3 FLAT ZINC	F81052-1	4
16	SCREW, M5X10-8.8 CROSS RECESSED PAN HEAD ZINC	F81000-13	4
17	BOLT, M8X12-8.8 HEX HEAD FULL THREAD ZINC	F81002-6	2

8 Bed Frame Assembly

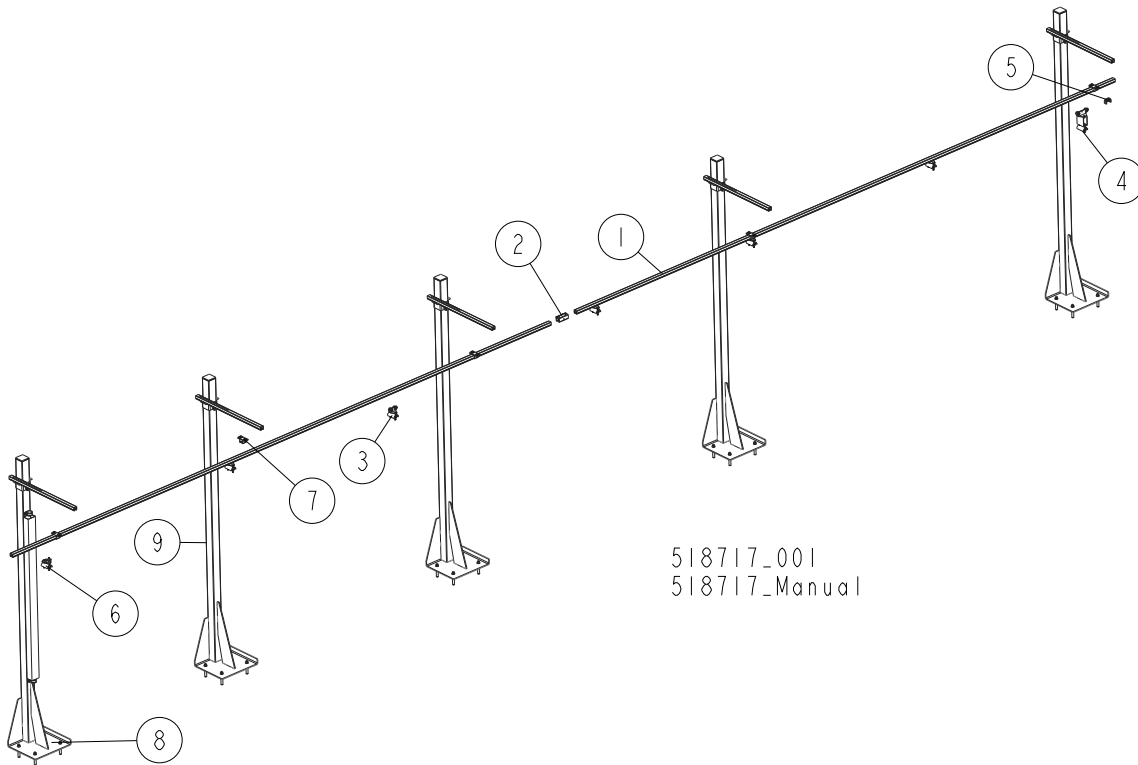
4-Post Remote Set

8.40 4-Post Remote Set



REF.	DESCRIPTION (◆ Indicates Parts Available In Assemblies Only)	PART #	QTY
	REMOTE SET, 4-POST	518884	1
	RAIL, COMPLETE GUIDE (CUTTING LENGTH OF 6.5M)	518315	1
1	RAIL, 6 M C-PROFILE	518332	1
2	COUPLER, TRACK	518705	1
3	RAIL, 3 M C-PROFILE	518313	1
4	CLAMP, FLAT CABLE - END	518701	1
5	TROLLEY, TOWING	518334	1
6	STOP, END	518700	1
7	TROLLEY, CABLE MOVING	518333	3
8	BRACKET, BOLT-ON	518702	4
9	POST, GUIDE RAIL SUPPORT - COMPLETE See Section 8.41	520669	1
10	POST, GUIDE RAIL SUPPORT - COMPLETE See Section 8.40	518736	3

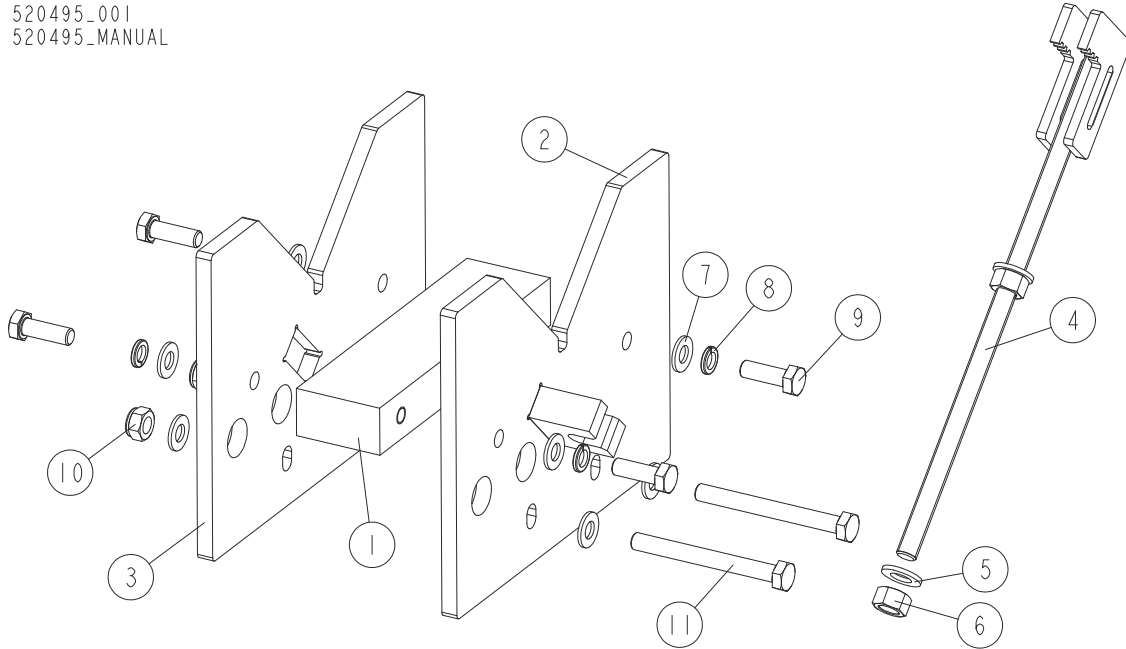
8.41 5-Post Remote Set



REF.	DESCRIPTION (◆ Indicates Parts Available In Assemblies Only)	PART #	QTY
	REMOTE SET, 5-POST	518717	1
	RAIL, COMPLETE GUIDE (CUTTING LENGTH OF 6.5-10 M)	518704	1
1	RAIL, 6 M C-PROFILE	518332	2
2	COUPLER, TRACK	518705	1
3	TROLLEY, CABLE MOVING	518333	5
4	TROLLEY, TOWING	518334	1
5	STOP, END	518700	1
6	CLAMP, FLAT CABLE - END	518701	1
7	BRACKET, BOLT-ON	518702	5
8	POST, GUIDE RAIL SUPPORT - COMPLETE See Section 8.41	520669	1
9	POST, GUIDE RAIL SUPPORT - COMPLETE See Section 8.40	518736	4

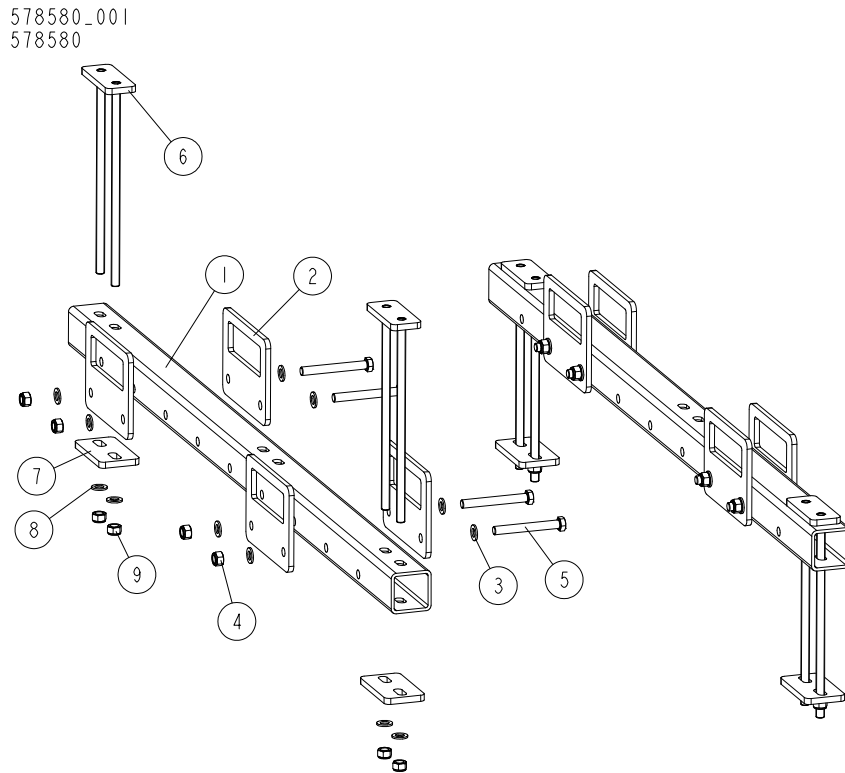
8.42 Octagonal Profile Sawing Tool (Option)

520495_001
 520495_MANUAL



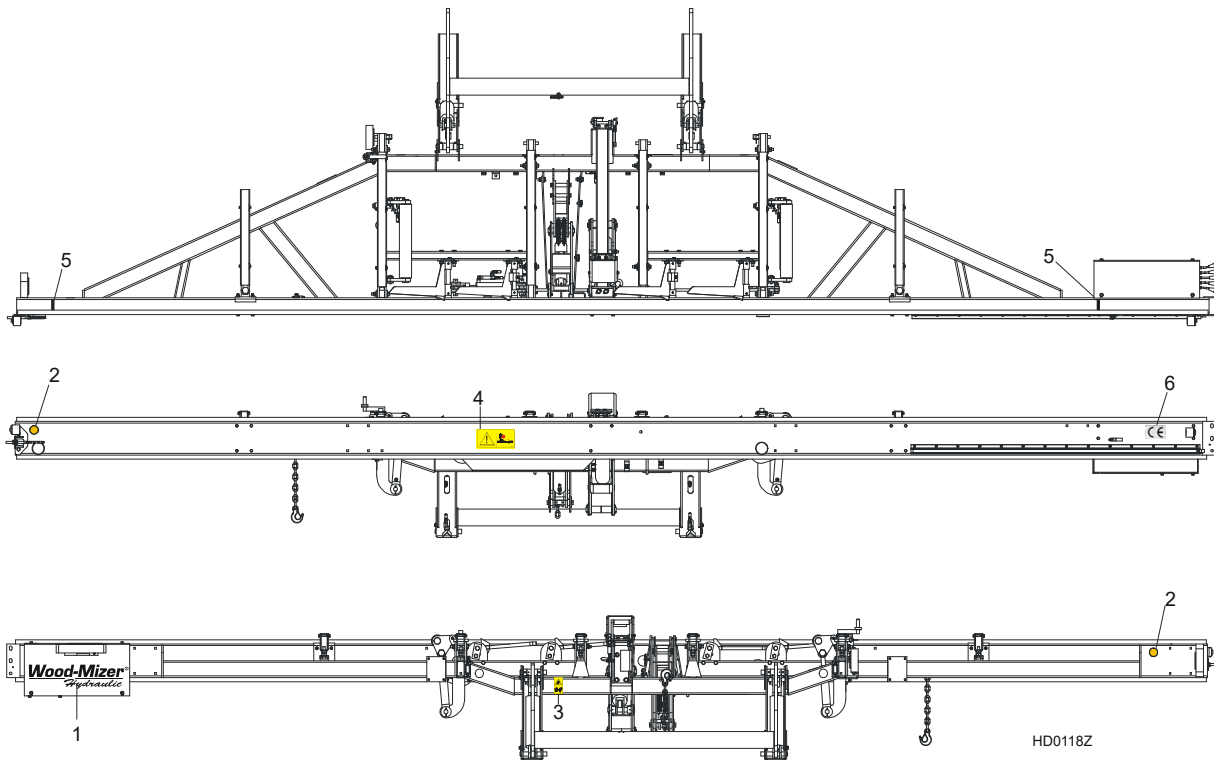
REF.	DESCRIPTION (◆ Indicates Parts Available In Assemblies Only)	PART #	QTY
-	TOOL, OCTAGONAL PROFILE SAWING	520495	1
1	BAR, INSIDE	520490-1	1
2	PLATE, FRONT	520492-1	1
3	PLATE, MAIN	520489-1	1
4	ARM, CLAMP	520496-1	1
5	WASHER, 13 FLAT ZINC	F81056-1	2
6	NUT, M12-8-B HEX ZINC	F81034-1	2
7	WASHER, 10.5 FLAT ZINC	F81055-1	8
8	WASHER, Z 10.2 SPLIT LOCK ZINC	F81055-2	4
9	BOLT, M10X30 5.8 HEX HEAD FULL THREAD ZINC	F81003-2	4
10	NUT, M10-8-B HEX NYLON ZINC LOCK	F81033-1	2
11	BOLT, M10X95-8.8-B HEX HEAD ZINC	F81003-71	2

8.43 Sawmill Transport Bracket Assembly (Option)



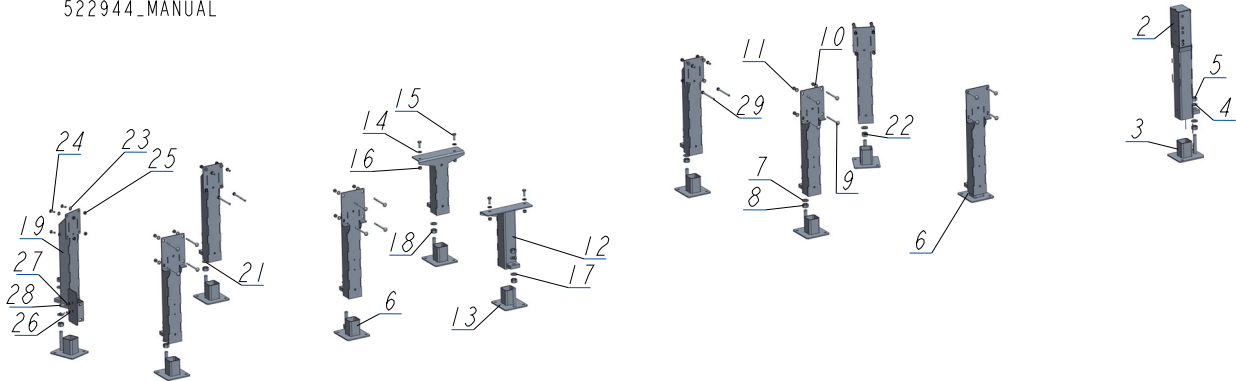
REF	DESCRIPTION (u indicates parts available in assemblies only)	PART #	QTY
-	TRANSPORT BRACKET ASSEMBLY, SAWMILLS	578580	1
-	BRACKET, TRANSPORT	578566	2
1	TUBE, TRANSPORT	578567-1	1
2	PLATE, TRANSPORT BRACKET	578569-1	4
3	WASHER, 17 FLAT ZINC	F81058-1	8
4	NUT, M16-8 HEX NYLON ZINC LOCK	F81036-2	4
5	BOLT, M16X130-8.8 HEX HEAD ZINC	F81006-35	4
-	CLAMP, FRAME	578572	2
6	PLATE	578577-1	1
7	PLATE, TRANSPORT BRACKET	578568-1	1
8	WASHER, 17 FLAT ZINC	F81058-1	2
9	NUT, M16-8 HEX NYLON ZINC LOCK	F81036-2	2

8.44 Bed Frame Decals



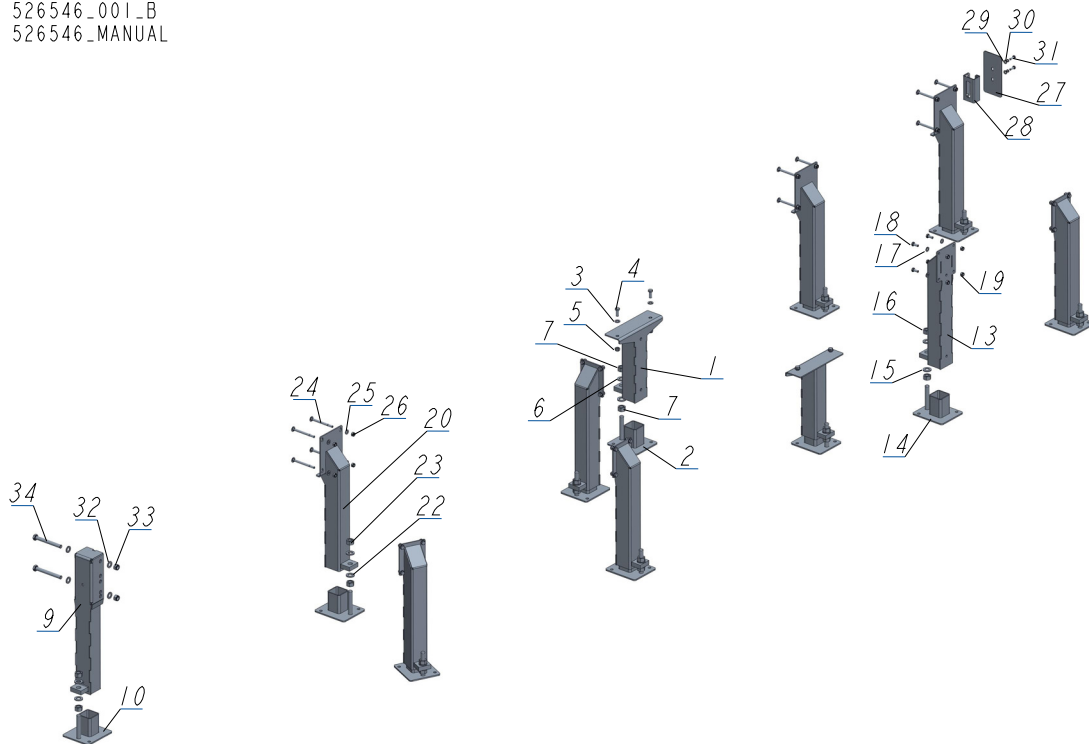
REF.	DESCRIPTION (◆ Indicates Parts Available In Assemblies Only)	PART #	QTY
1	DECAL, WOOD-MIZER HYDRAULIC LOGO	S12573	1
2	DECAL, AMBER REFLECTIVE 2" ROUND	P07453	2
3	DECAL, KEEP AWAY DANGER, PICTOGRAM	099221	1
4	DECAL, SAWMILL TRAILER CAUTION, PICTOGRAM	099542	1
5	DECAL, LOG LIMIT STRIPE	S12051	2
6	DECAL, CE CERTIFIED SAWMILL, SMALL	P85070	1

8.45 Stationary Legs for "M" Frame. 522944

522944_001_B
522944_MANUAL

REF	DESCRIPTION (u indicates parts available in assemblies only)	PART #	QTY
-	LEG, M SUPER FRAME STATIONARY	522944	1
1	LEG, FRONT ADJUSTABLE STATIONARY	589525	1
2	LEG WELDMENT, FRONT ADJUSTABLE	589518-1	1
3	FOOT	586948-1	1
4	WASHER, 21 FLAT ZINC	F81059-2	2
5	NUT, M20-8- HEX ZINC	F81037-1	2
-	LEG, RIGHT ADJUSTABLE STATIONARY	501640	4
6	FOOT	586948-1	1
7	WASHER, 21 FLAT ZINC	F81059-2	2
8	NUT, M20-8- HEX ZINC	F81037-1	2
9	BOLT, M10X120 8.8 CARRIAGE ZINC	F81003-33	4
10	WASHER, 10.5 ZC DIN 126 ISO 7091	F81055-1	4
11	NUT, M10-8-B HEX NYLON ZINC LOCK	F81033-1	4
-	LEG, MIDDLE ADJUSTABLE STATIONARY	501637	2
12	LEG, MIDDLE	507720-1	1
13	FOOT	586948-1	1
14	WASHER, 13 FLAT ZINC	F81056-1	2
15	BOLT, M12X30 8.8 HEX HEAD FULL THREAD ZI	F81004-22	2
16	NUT, M12 8 HEX NYLON ZINC LOCK	F81034-2	2
17	WASHER, 21 FLAT ZINC	F81059-2	2
18	NUT, M20-8- HEX ZINC	F81037-1	2
-	LEG, LEFT STATIONARY ADJUSTABLE	501639	4
19	TUBE WELDMENT, ADJUSTABLE LEG	507715-1	1
20	FOOT	586948-1	1
21	WASHER, 21 FLAT ZINC	F81059-2	2
22	NUT, M20-8- HEX ZINC	F81037-1	2
23	WASHER, 10.5 ZC DIN 126 ISO 7091	F81055-1	4
24	BOLT, M10X25-8.8-FE/ZN5	F81003-11	2
25	NUT, M10-8-B HEX NYLON ZINC LOCK	F81033-1	4
-	COVER ASSEMBLY, MAIN TUBE	093052	1
26	WASHER, 8.4 FLAT ZINC	F81054-1	2
27	WASHER, 8.2 SPLIT LOCK ZINC	F81054-4	2
28	BOLT, M8X25-8.8-B HEX HEAD FULL THREAD Z	F81002-5	2
29	BOLT, M10X125 8.8 HEX HEAD ZINC	F81003-18	4

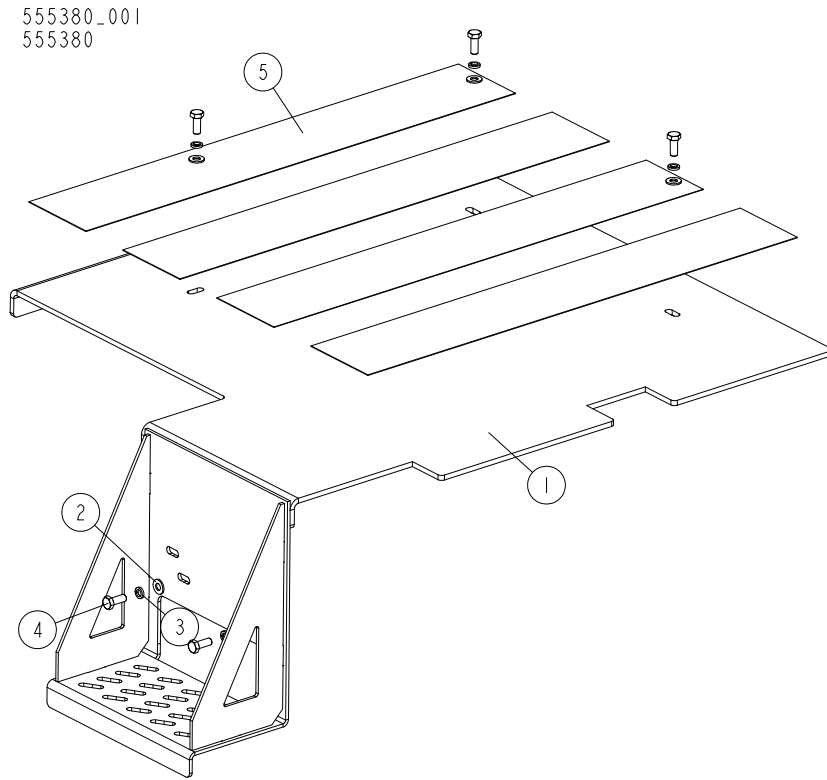
8.46 Stationary Legs for "S" Frame. 526546

526546_001_B
526546_MANUAL

REF	DESCRIPTION (u indicates parts available in assemblies only)	PART #	QTY
-	LEG, S FRAME STATIONARY	526546	1
-	LEG, MIDDLE ADJUSTABLE STATIONARY	501637	2
1	LEG, MIDDLE	507720-1	1
2	FOOT	586948-1	1
3	WASHER, 13 FLAT ZINC	F81056-1	2
4	BOLT, M12X30 8.8 HEX HEAD FULL THREAD ZI	F81004-22	2
5	NUT, M12 8 HEX NYLON ZINC LOCK	F81034-2	2
6	WASHER, 21 FLAT ZINC	F81059-2	2
7	NUT, M20-8- HEX ZINC	F81037-1	2
8	LEG, FRONT ADJUSTABLE STATIONARY	589525	1
9	LEG WELDMENT, FRONT ADJUSTABLE	589518-1	1
10	FOOT	586948-1	1
11	WASHER, 21 FLAT ZINC	F81059-2	2
12	NUT, M20-8- HEX ZINC	F81037-1	2
-	LEG, LEFT STATIONARY ADJUSTABLE	501639	5
13	TUBE WELDMENT, ADJUSTABLE LEG	507715-1	1
14	FOOT	586948-1	1
15	WASHER, 21 FLAT ZINC	F81059-2	2
16	NUT, M20-8- HEX ZINC	F81037-1	2
17	WASHER, 10.5 ZC DIN 126 ISO 7091	F81055-1	4
18	BOLT, M10X25-8.8-FE/ZN5	F81003-11	4
19	NUT, M10-8-B HEX NYLON ZINC LOCK	F81033-1	4
-	LEG, RIGHT ADJUSTABLE STATIONARY	501640	3
20	LEG, MAIN TUBE (HIGH)	507620-1	1

REF	DESCRIPTION (u indicates parts available in assemblies only)	PART #	QTY	
21	FOOT	586948-1	1	
22	WASHER, 21 FLAT ZINC	F81059-2	2	
23	NUT, M20-8- HEX ZINC	F81037-1	2	
24	BOLT, M10X120 8.8 CARRIAGE ZINC	F81003-33	4	
25	WASHER, 10.5 ZC DIN 126 ISO 7091	F81055-1	4	
26	NUT, M10-8-B HEX NYLON ZINC LOCK	F81033-1	4	
-	COVER ASSEMBLY, MAIN TUBE	093052	1	
27	COVER, 201X101.6X3 TUBE	015023-1	1	
28	BRACKET WELDMENT, REAR MAIN TUBE COVER	087105-1	1	
29	WASHER, 8.4 FLAT ZINC	F81054-1	2	
30	WASHER, 8.2 SPLIT LOCK ZINC	F81054-4	2	
31	BOLT, M8X25-8.8-B HEX HEAD FULL THREAD Z	F81002-5	2	
32	WASHER, 17 SPLIT LOCK ZINC	F81058-1	4	
33	NUT, M16-8 HEX NYLON ZINC LOCK	F81036-2	2	
34	BOLT, M16X140 HEX HEAD ZINC GRADE 8.8	F81006-4	2	

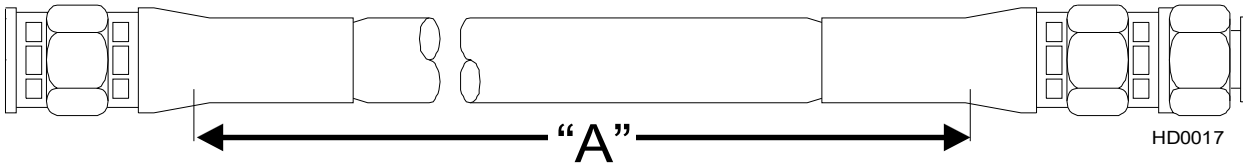
8.47 Inspection Platform (M-type Frame Sawmills). 555380



REF	DESCRIPTION (u indicates parts available in assemblies only)	PART #	QTY
-	PLATFORM, "M" FRAME INSPECTION	555380	1
1	PLATFORM, "M" FRAME INSPECTION	555375-1	1
2	WASHER, 8.4 FLAT ZINC	F81054-1	5
3	WASHER, 8.2 SPLIT LOCK ZINC	F81054-4	5
4	BOLT, M8X20-8.8-B HEX HEAD FULL THREAD Z	F81002-4	5
5	PAD, NON-SKID STEP	711495	4

SECTION 9 HYDRAULIC SYSTEM

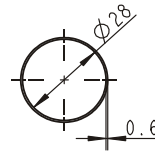
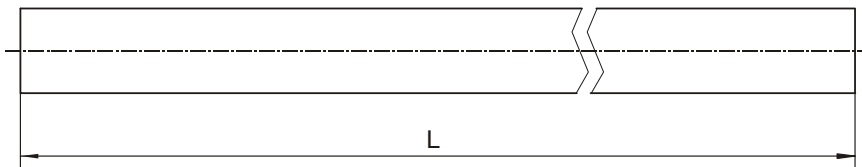
9.1 Hydraulic Hoses, LT40 Series DH



COLOR	LENGTH "A"[m]	DESCRIPTION (◆ Indicates Parts Available In Assemblies Only)	PART #	QTY
None	0.46	1/4" HYDRAULIC PUMP TO VALVE	015704	2
Plain	0.69	3/8" LOG TURNER CYLINDER BASE	014796	1
Orange	0.53	3/8" LOG TURNER CYLINDER TOP	087775	1
Yellow	2.66	1/4" FRONT TOE BOARD TOP (LT40S)	087790	1
	3.81	1/4" FRONT TOE BOARD TOP (LT40M)	087776	1
Gray	2.66	1/4" FRONT TOE BOARD BASE (LT40S)	087790	1
	3.81	1/4" FRONT TOE BOARD BASE (LT40M)	087776	1
Plain	4.21	3/8" SIDE SUPPORT CYLINDER TOP (LT40S)	087791	1
	4.77	3/8" SIDE SUPPORT CYLINDER TOP (LT40M)	087777	1
Pink	4.21	3/8" SIDE SUPPORT CYLINDER BASE (LT40S)	087791	1
	4.77	3/8" SIDE SUPPORT CYLINDER BASE (LT40M)	087777	1
White	3.68	3/8" CLAMP CYLINDER TOP (LT40S)	087792	1
	3.98	3/8" CLAMP CYLINDER TOP (LT40M)	087778	1
Dark Orange	3.27	3/8" CLAMP CYLINDER BASE (LT40S)	087793	1
	3.83	3/8" CLAMP CYLINDER BASE (LT40M)	087779	1
Purple	5.18	1/4" REAR TOE BOARD TOP (LT40S)	087794	1
	5.74	1/4" REAR TOE BOARD TOP (LT40M)	087780	1
Black	5.18	1/4" REAR TOE BOARD BASE (LT40S)	087794	1
	5.74	1/4" REAR TOE BOARD BASE (LT40M)	087780	1
Green	1.58	3/8" LOADING ARM BRANCH TOP	014797	2
Yellow	1.60	3/8" LOADING ARM BRANCH BASE	014798	1
Yellow	1.80	3/8" LOADING ARM BRANCH BASE	093329	1
Blue	4.34	3/8" LOADING ARM CYLINDER TOP (LT40S)	087795	1
	4.90	3/8" LOADING ARM CYLINDER TOP (LT40M)	087781	1
Red	4.34	3/8" LOADING ARM CYLINDER BOTTOM (LT40S)	087795	1
	4.90	3/8" LOADING ARM CYLINDER BOTTOM (LT40M)	087781	1
Green	4.57	1/4" CLAMP UP (LT40S)	087796	1
	5.13	1/4" CLAMP UP (LT40M)	087789	1
Yellow	4.57	1/4" CLAMP DOWN (LT40S)	087796	1
	5.13	1/4" CLAMP DOWN (LT40M)	087789	1
White	4.00	1/4" FRONT LOG CLAMP, IN/OUT CYLINDER BOTTOM (DH5)	094778	1
Orange	4.00	1/4" FRONT LOG CLAMP, IN/OUT CYLINDER TOP (DH5)	094778	1
Red	3.80	1/4" FRONT LOG CLAMP, UP/DOWN CYLINDER BOTTOM (DH5)	094779	1
Blue	3.80	1/4" FRONT LOG CLAMP, UP/DOWN CYLINDER TOP (DH5)	094779	1
White	6.00	1/4" REAR LOG CLAMP, IN/OUT CYLINDER BOTTOM (DH5)	094780	1

Orange	6.00	1/4" REAR LOG CLAMP, IN/OUT CYLINDER TOP (DH5)	094780	1	
Red	5.60	1/4" REAR LOG CLAMP, UP/DOWN CYLINDER BOTTOM (DH5)	094781	1	
Blue	5.60	1/4" REAR LOG CLAMP, UP/DOWN CYLINDER TOP (DH5)	094781	1	
Plain	0.40	3/8" HYDRAULIC VALVE TO OIL FLOW CONTROL VALVE (DH5)	094782	1	
Plain	0.53	3/8" HYDRAULIC PUMP TO OIL FLOW CONTROL VALVE (DH5)	087775	1	
Red	1.50	1/4" FIRST CLAMP, UP/DOWN CYLINDER BOTTOM (DH7)	095211	1	
Blue	1.50	1/4" FIRST CLAMP, UP/DOWN CYLINDER TOP (DH7)	095211	1	
Red	4.00	1/4" SECOND CLAMP, UP/DOWN CYLINDER BOTTOM (DH7)	095212	1	
Blue	4.00	1/4" SECOND CLAMP, UP/DOWN CYLINDER TOP (DH7)	095212	1	
Red	8.00	1/4" THIRD CLAMP, UP/DOWN CYLINDER BOTTOM (DH7)	095213	1	
Blue	8.00	1/4" THIRD CLAMP, UP/DOWN CYLINDER TOP (DH7)	095213	1	
Orange	0.40	1/4" HYDRAULIC VALVE POWER CORD TO CLAMP IN/OUT CYLINDER T-FITTING, BOTTOM (DH7)	095214	1	
White	0.40	1/4" HYDRAULIC VALVE POWER CORD TO CLAMP IN/OUT CYLINDER T-FITTING, TOP (DH7)	095214	1	
Orange	7.00	1/4" THIRD CLAMP, IN/OUT CYLINDER BOTTOM (DH7)	095215	1	
White	7.00	1/4" THIRD CLAMP, IN/OUT CYLINDER TOP (DH7)	095215	1	
Orange	2.50	1/4" FIRST/SECOND CLAMP, IN/OUT CYLINDER BOTTOM (DH7)	095216	1	
White	2.50	1/4" FIRST/SECOND CLAMP, IN/OUT CYLINDER TOP (DH7)	095216	1	
Orange	1.20	1/4" FIRST/SECOND CLAMP, IN/OUT CYLINDER BOTTOM (DH7)	095217	1	
White	1.20	1/4" FIRST/SECOND CLAMP, IN/OUT CYLINDER TOP (DH7)	095217	1	

Protective Conduits, LT40 Series DH Hydraulic Hoses

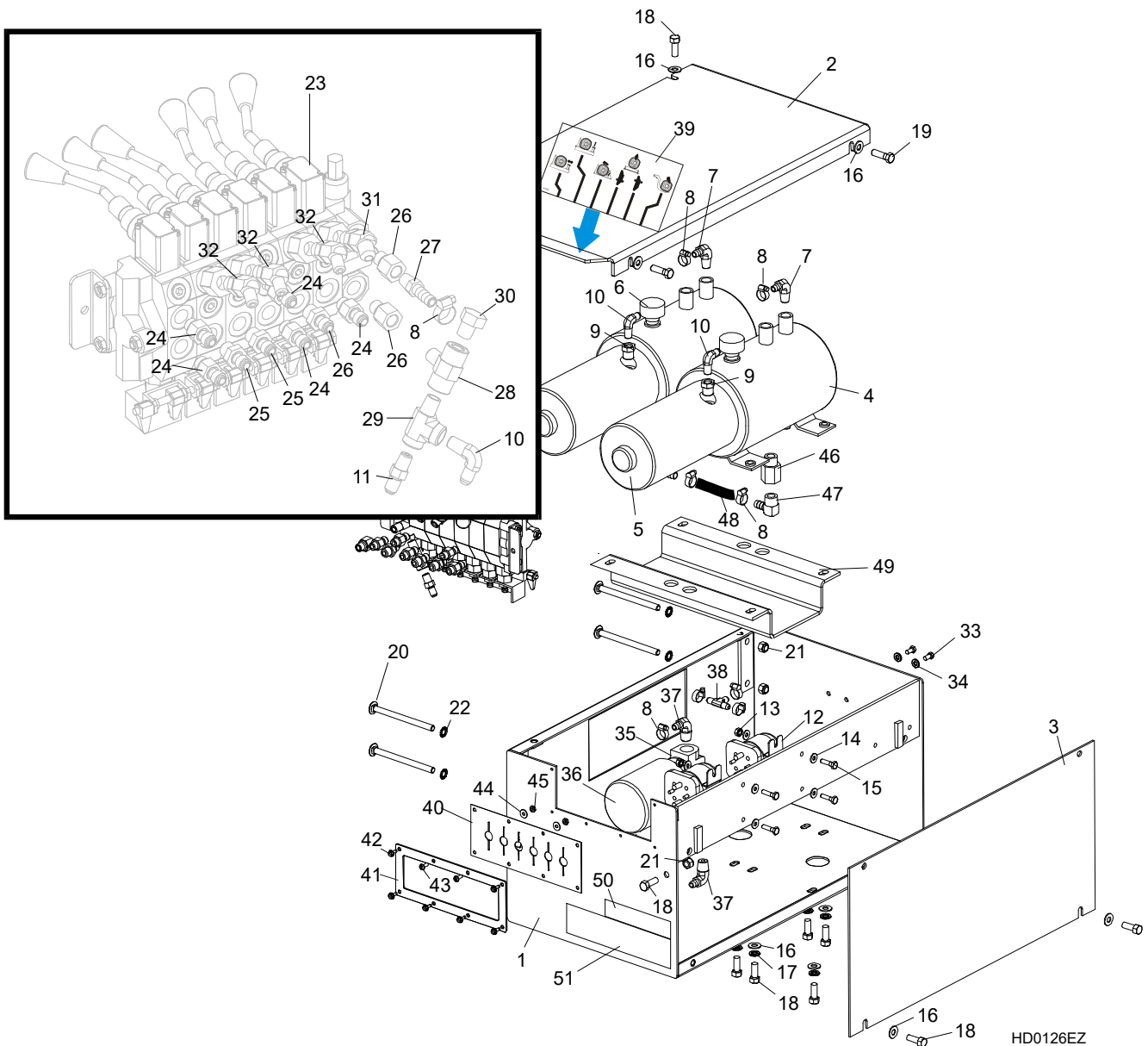


LENGTH "L"	DESCRIPTION (◆ Indicates Parts Available In Assemblies Only)	PART #	QTY
0.70	PROTECTIVE CONDUIT, LOG TURNER HOSE	099761	2
0.28	PROTECTIVE CONDUIT, IN/OUT CYLINDER HOSE - BOTTOM	099762	1
0.45	PROTECTIVE CONDUIT, IN/OUT CYLINDER HOSE - TOP	099763	1
1.35	PROTECTIVE CONDUIT, UP/DOWN CYLINDER HOSE - BOTTOM	099764	1
1.65	PROTECTIVE CONDUIT, UP/DOWN CYLINDER HOSE - TOP	099765	1

9.2 Hydraulic Box, LT40 DC

REF.	DESCRIPTION (◆ Indicates Parts Available In Assemblies Only)	PART #	QTY
-	BOX, DH4 LT40/70 HYDRAULIC - COMPLETE	095809	-

9.3 Hydraulic Control Box, LT40 Series DH3



REF.	DESCRIPTION (◆ Indicates Parts Available In Assemblies Only)	PART #	QTY
1	BOX WELDMENT, SUPER HYDRAULIC PUMP HOUSING	092243-1	1
2	COVER, SUPER HYDRAULIC PUMP HOUSING TOP	086485-1	1
3	COVER, SUPER HYDRAULIC PUMP HOUSING SIDE	086484-1	1
4	PUMP W/MOTOR, HYDRAULIC #M-300-0230	P12701	2
5	Motor Kit, Hydraulic Replacement	052807	1



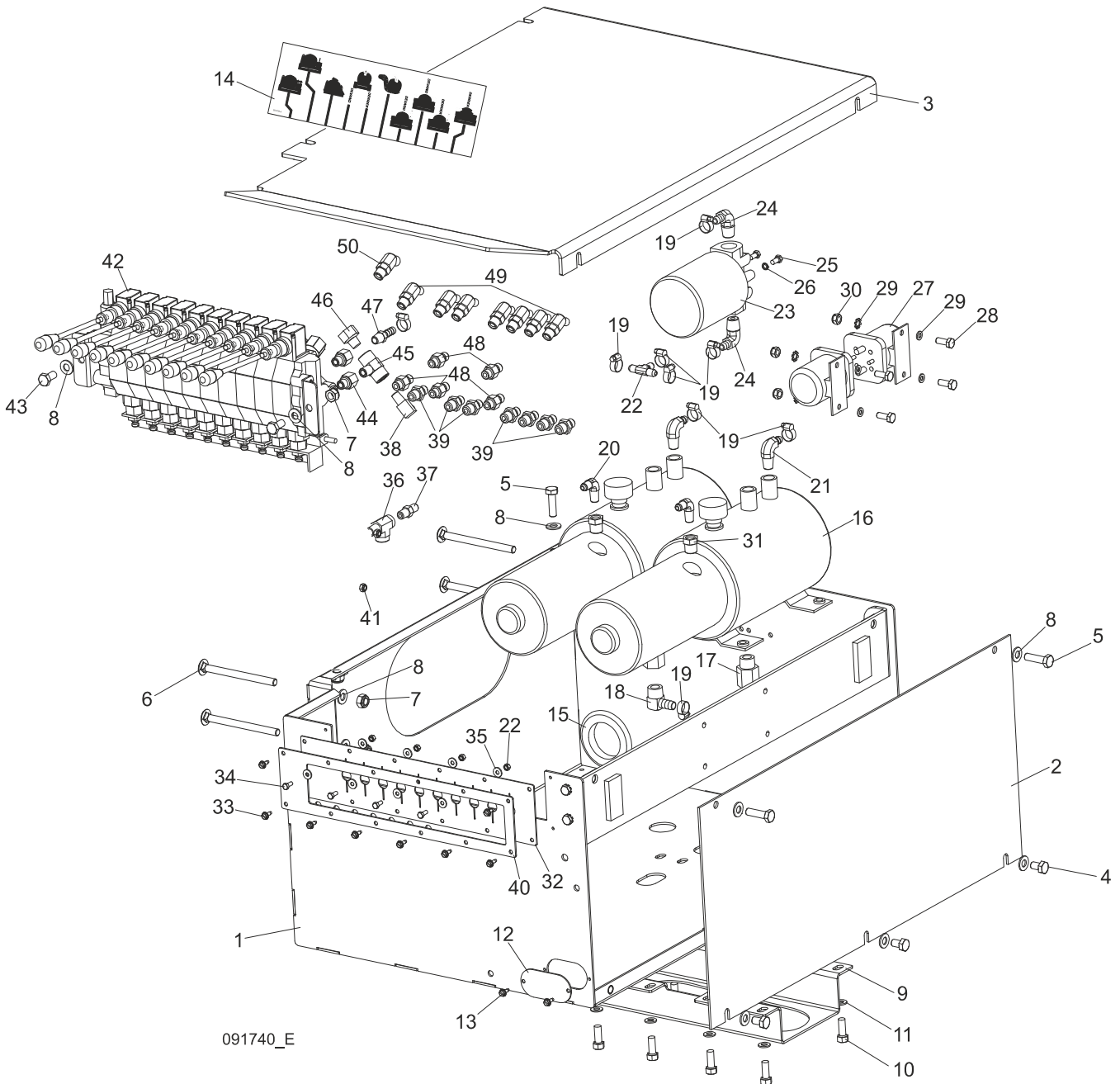
Hydraulic System

Hydraulic Control Box, LT40 Series DH3

	Motor, Iskra Replacement Monarch Pump	038683	1	
	Brushes, Hydraulic Motor Iskra	038682	1	
	Bearing, #02318 Monarch Motor	P12513	1	
6	Cap, Hydraulic Pump Vented Fill #03171	P12817	1	
	O-Ring, Hydraulic Pump/Reservoir #02352	P10198	1	
	Seal, Hydraulic Pump/Motor #02330	P10315	1	
7	FITTING, #6-6 (3/8" NPT) - 3/8" HOSE BARB ELBOW	P12708	2	
8	CLAMP, 11/16" HOSE	P12739	10	
9	FITTING, 3/8" NPT - 1/4" NPT REDUCER	015490	2	
10	FITTING, 1/4" NPT - 1/4" JIC ELBOW	P09142	3	
11	FITTING, 1/4" NPT - 1/4" JIC	P09143	1	
12	SOLENOID, 200A 12V SPST HYDRAULIC PUMP MOTOR	015470	2	
13	NUT, M6-8-B HEX NYLON LOCK ZINC	F81031-2	4	
14	WASHER, 6.4 FLAT ZINC	F81053-1	8	
15	BOLT, M6X20-8.8 HEX HEAD FULL THREAD ZINC	F81001-2	4	
	FLUID, 1-QUART DEXRON III HYDRAULIC	P12742	8.5 l	
	FLUID, 1-GALLON EXXON UNIVIS J26 HYDRAULIC	P12824	8.5 l	
	FLUID, 1-GALLON EXXON UNIVIS P13 HYDRAULIC	P12822	8.5 l	
	DECAL, HYDRAULIC FLUID REPLACEMENT	S12825	1	
16	WASHER, 10.5 FLAT	F81055-1	14	
17	WASHER, 10.2 SPLIT LOCK	F81055-2	8	
18	BOLT, 3/8-16 X 1" HEX HEAD	F05007-7	14	
19	BOLT, 3/8-16 X 1 1/4" HEX HEAD	F05007-2	2	
20	BOLT, 3/8-16 X 5" CARRIAGE	F05007-113	4	
21	WASHER, 3/8" EXTERNAL STAR LOCK	F05011-36	4	
22	NUT, 3/8-16 HEX NYLON LOCK	F05010-10	6	
23	VALVE, HYDRAULIC 6-SECTION (See Form 575 FOR VALVE SERVICE PARTS)	015260	1	
	SWITCH, HYDRAULIC VALVE ELECTRIC	014765	1	
24	FITTING, 3/8" O-RING - 3/8" JIC	014687	5	
25	FITTING, 3/8" O-RING - 1/4" JIC	P26284	3	
26	FITTING, #6 SAE MALE - 1/4" NPT FEMALE	014686	2	
27	FITTING, 1/4" NPT X 3/8" HOSE BARB	014685	1	
28	FITTING, 1/4" NPT BRANCH T	015486	1	
29	FITTING, 1/4" NPT - 1/4" JIC MALE RUN T	015486	1	
30	PLUG, 1/4" NPT BLANK	096221	1	
31	FITTING, #6 SAE - 3/8" JIC 45° ELBOW	015489	1	
32	FITTING, #6 SAE - 1/4" JIC 45° ELBOW	015488	3	
33	BOLT, 1/4-20 X 1/2" HEX HEAD	F05005-15	2	
34	WASHER, 6.1 SPLIT LOCK	F81053-3	2	
35	MANIFOLD, HYDRAULIC CARTRIDGE FILTER	P22683	1	
36	Filter, S28 Hydraulic Cartridge	P20301	1	
37	FITTING, #6-8 (1/2" NPT) - 3/8" HOSE BARB ELBOW	P12707	2	
38	FITTING, 3/8" HOSE BARB T	015485	1	
39	DECAL, 1997 SUPER HYDRAULIC CONTROL BOX	015364	1	
	HOSE, 3/8" LOW PRESSURE HYDRAULIC	R01892-1	A/R	
40	SEAL, RUBBER VALVE HANDLE	015079	1	
41	PLATE, VALVE	086519-1	1	
42	BOLT, #10-24X1/2 SELF-TAPPING	F05015-7	6	

43	SCREW, #6X1/4 PHL HD MET	F05015-4	2	
44	WASHER, 5.3 FLAT	F81052-1	2	
45	NUT, #10-24 SELF-LOCKING HEX	F05010-14	2	
46	FITTING, 1/2" NPT - 1/2" NPT ADAPTOR	015995	2	
47	FITTING, 1/2" NPT - 1/2" HOSE BARB 90° ELBOW	015997	2	
48	HOSE, 1/2" ID HYDRAULIC LOW PRESSURE	R02133	.15 m	
49	GUARD, HYDRAULIC CROSSOVER	015992	1	
	GROUNDING ASSEMBLY, HYDRAULIC PUMP	N/A	1	
	Bolt, 3/8-16 x 1/2" Hex Head Grade 5	F05004-124	2	
	Cable, 1AWG SO Welding	R01971	1 l	
	Terminal, 5/16 1-2Gauge Ring NI Loose	F05092-16	4	
	Washer, 3/8" Star External	F05011-36	3	
50	DECAL, HYDRAULIC WORKING PRESSURE	P85069	1	
51	DECAL, HYDRAULIC FLUID	P85068	1	

9.4 Hydraulic Control Box, LT40 Series DH5/7

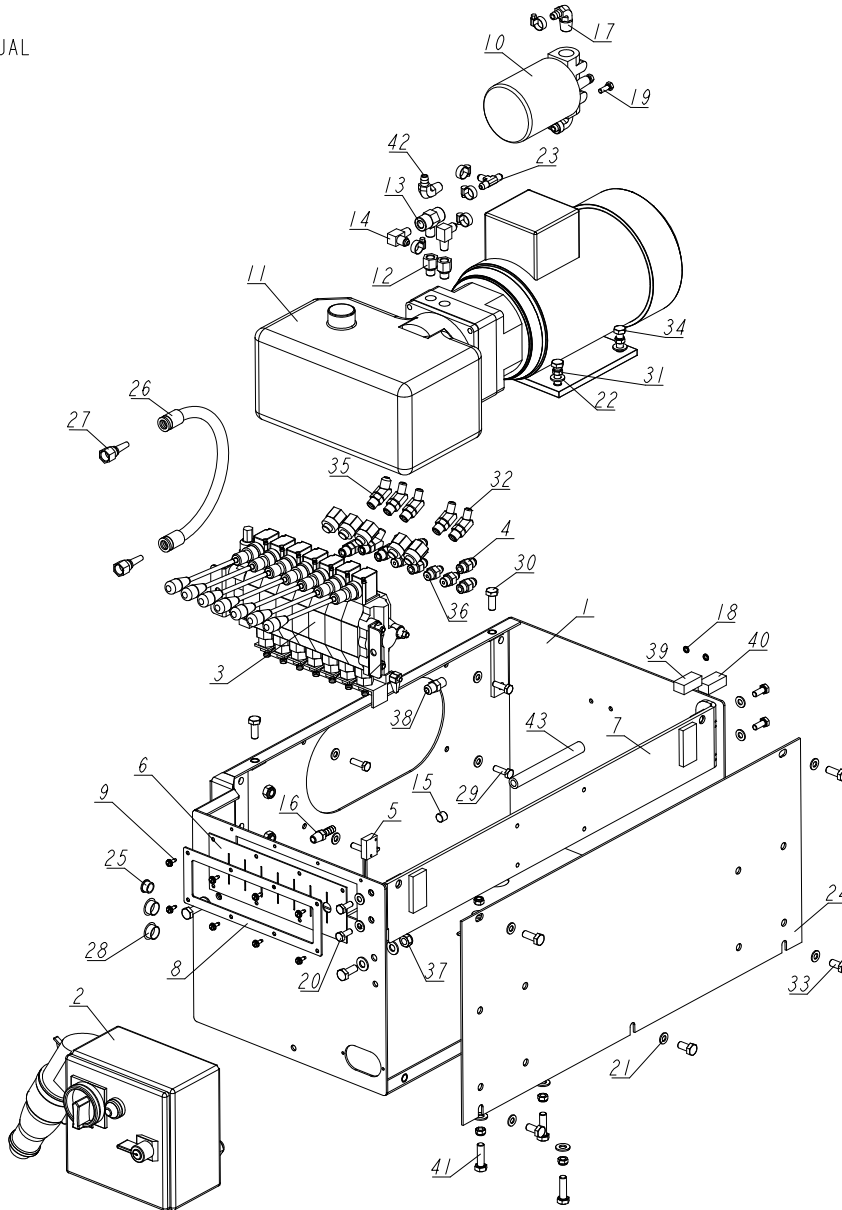


REF.	DESCRIPTION (◆ Indicates Parts Available In Assemblies Only)	PART #	QTY
	BOX ASSEMBLY, LT40 DH5 HYDRAULIC CONTROL	091740	1
1	Box Weldment, Hydraulic Pump Housing	091729-1	1
	Bracket, AC Hydraulic Control Box Complete	086518-1	1
	Bolt, M8X20-8.8-B Hex Head Full Thread Zinc	F81002-4	4
	Washer, 8.4 External Star	F81054-3	4
2	Cover, AC Hydraulic Pump Housing Side	086484-1	1
3	Cover, AC/DC Hydraulic Pump Housing Top	091734-1	1
4	Bolt, M10x16-8.8 Hex Head Full Thread Zinc	F81003-13	3

5	Bolt, M10x35-8.8 Hex Head Full Thread Zinc	F81003-17	4	
6	Bolt, M10x125 8.8 Carriage Head Zinc	F81003-34	4	
7	Nut, M10-8-B Hex Nylon Zinc Lock	F81033-1	6	
8	Washer, 10.5 Flat Zinc	F81055-1	13	
9	Guard, Hydraulic Crossover	092707-1	1	
10	Bolt, 3/8-16x1 Hex Head Grade 8	F05007-7	8	
11	Washer, 8.4 Flat Zinc	F81054-1	8	
12	Cap, Hydraulic Control Box	091733-1	1	
13	Screw, #10-24x1/2, Self-Tapping	F05015-7	2	
14	Decal, DH5 Hydraulic Control Box	094795	1	
	Decal, DH7 Hydraulic Control Box	094970	1	
15	Grommet, 55mm Dia. Rubber	085614	1	
16	Pump Assy, w/Motor Hydraulic	P12701	2	
17	Fitting, 1/2NPT-1/2NPT Adaptor	015995	2	
18	Fitting, 1/2NPT-1/2 Hose Barb 90 Deg	015997	2	
19	Clamp, 11/16 Worm	P12739	11	
20	Fitting, 1/4NPTx1/4JIC Male Elbow	P09142	2	
21	Fitting, 3/8" NPT - 3/8" Barb Elbow	P12708	2	
22	Nut, M5-8 Hex Zinc	F81030-1	4	
23	Manifold, 1.2" w/Filter	P22683	1	
24	Fitting, 1/2" NPT - 3/8" Barb Elbow	P12707	2	
25	Bolt, 1/4-20 x 1/2" Hex Head Zinc Grade 2	F05005-15	2	
26	Washer, Z6.1 Split Lock Zinc	F81053-3	2	
27	Solenoid, 200A 12V SPST Hyd. Pump 1997	015470	2	
28	Bolt, M6X20-8.8-B Hex Head Full Thread Zinc	F81001-2	4	
29	Washer, 6.4 Flat Zinc	F81053-1	8	
30	Nut, M6-8-B Hex Nylon Zinc Lock	F81031-2	2	
31	Fitting, 3/8NPT-1/4NPT Reducer	015490	1	
32	Guard, 10-Section Valve Rubber	091739	1	
33	Screw, #10-24x1/2 Self-Tapping	F05015-7	8	
34	Bolt, M5x12-5.8 Hex Head Full Thread Zinc	F81000-5	4	
35	Washer, 5.5 Special Flat Zinc-Plated	F81052-3	8	
36	Fitting, 1/4 NPT x 1/4 JIC Male Run Tee	015486	1	
37	Fitting, 1/4NPTx1/4JIC Male	P09143	1	
38	Fitting, 3/8 JIC - 1/4 NPT 90L	015491	2	
39	Fitting, 3/8" O-Ring - 1/4" JIC	P26284	7	
40	Plate, 10-Section Valve Painted	091826-1	1	
41	Nut, M6-8-B Hex Nylon Zinc Lock	F81031-2	2	
42	Valve, HDS11/10 8-Section Hydraulic	091344	1	
43	Bolt, M10x20-5.8 Hex Head Full Thread Zinc	F81003-1	2	
44	Fitting, #6 SAE Male - 1/4" NPT Female	014686	2	
45	Fitting, 1/4NPT Branch Tee	015486	1	
46	Plug, 1/4" NPT Blank	096221	1	
47	Fitting, 1/4" NPT x 3/8" Hose Barb	014685	1	
48	Fitting, 3/8" O-Ring - 3/8" JIC	014687	5	
49	Fitting, #4 SAE - #6 SAE 45° Elbow	015488	7	
50	Fitting, #6 SAE 45° Elbow	015489	1	

9.5 Hydraulic Control Box, AH 7-Section LT40/70 4kW (Option)

532247_001
532247_MANUAL

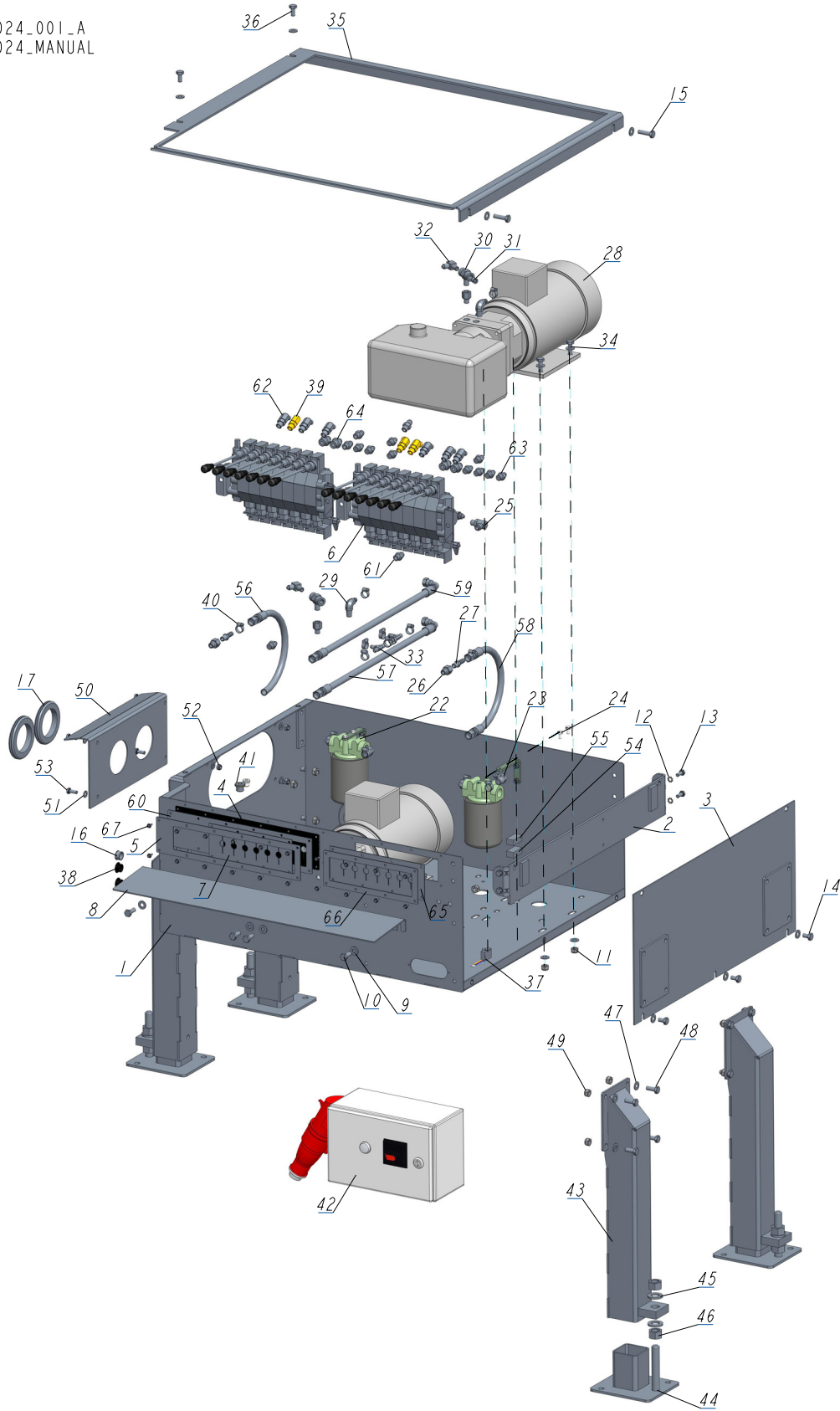


REF.	DESCRIPTION (* indicates parts available in assemblies only)	PART #	QTY
-	BOX, AH 7-SECTION LT40/70 4kW HYDRAULIC CONTROL	532247	1
1	BOX WELDMENT, 7-SECTION	510564-1	1
2	BOX, AC 4KW ELECTRICAL	089799	1
3	VALVE, 7-SECTION AC HYDRAULIC	510560	1
4	FITTING, 3/8 O-RING-3/8JIC	014687	4
5	SWITCH, 2A 125V R-LEVER NO/NC/COM	014765	1
6	COVER, RUBBER (7 SECTIONS)	510566	1
7	BRACKET, AC HYDRAULIC BOX MOUNT - COMPLETE	086518-1	1
8	PLATE, RUBBER COVER MOUNT	510567-1	1
9	BOLT, #10-24X1/2 SELF-TAPPING	F05015-7	8
10	MANIFOLD, W/FILTER	P22683	1

REF.	DESCRIPTION (* indicates parts available in assemblies only)	PART #	QTY
11	PUMP, AC-4KW (Q=14,5L/MIN.) HYDRAULIC W/MOTOR	500958	1
12	FITTING, 6SAE MALE-1/4NPT FEMALE	014686	3
13	FITTING, 1/4 BRANCH TEE	015486	1
14	FITTING, 3/8JIC-1/4NPT 90L	015491	2
15	PLUG, 1/4-18 NPT W/EXTERNAL THREAD	096221	1
16	FITTING, 1/4NPT-3/8 BARB	014685	1
17	FITTING, 1/2NPT-3/8 BARB ELBOW	P12707	2
18	WASHER, Z 6.1 SPLIT LOCK ZINC	F81053-3	2
19	BOLT, 1/4-20X3/4 FT HHC	F05005-1	2
20	BOLT, M8X20 8.8 HEX HEAD FULL THREAD ZINC	F81002-4	4
21	WASHER, 8.4 FLAT ZINC	F81054-1	16
22	WASHER, 10.5 FLAT ZINC	F81055-1	12
23	FITTING 3/8 TEE BARB	015485	1
24	COVER, AC HYDRAULIC BOX FRONT	086484-1	1
25	BUSHING, 15.9 UB625 NYLON	086816	1
-	HOSE, 2T 3/8X0.533 W9/16UNF-W9/16UNF HYDRAULIC	087775	1
26	CRIMP SOCKET 3/8" HYDRAULIC HOSE	085901	2
27	FITTING, JIC 9/16-18 HYDRAULIC	085900	2
28	CAP, SR1086 22.2 HOLE	093544	2
29	BOLT, M8X25-8.8-B HEX HEAD FULL THREAD ZINC	F81002-5	4
30	BOLT, M10X25 8.8 HEX HEAD FULL THREAD ZINC	F81003-11	6
31	NUT, M8-8-B HEX NYLON ZINC LOCK	F81032-2	6
32	FITTING, #4SAE-#6SAE 45 DEG ELBOW	015488	7
33	BOLT, M10X20-8.8 HEX HEAD FULL THREAD ZINC	F81003-1	3
34	BOLT, M10X30-8.8 HEX HEAD FULL THREAD ZINC	F81003-2	4
35	FITTING, #6SAE 45 DEG ELBOW	015489	1
36	FITTING, 1/4JIC-3/8 O-RING	P26284	3
37	NUT, M10-8-B HEX NYLON ZINC LOCK	F81033-1	4
38	FITTING, 3/8JIC-1/4NPT STRAIGHT	015560	1
39	CONTACT ASSEMBLY, AC NEGATIVE	086624	1
40	CONTACT ASSEMBLY, AC POSITIVE	086625	1
41	BOLT, M10X35 8.8 HEX HEAD FULL THREAD ZINC	F81003-17	4
42	FITTING, 3/8NPT-3/8 BARB ELBOW	P12708	1
43	HOSE, 3/8" LOW PRESSURE HYDRAULIC	R01892-1	1

9.6 Hydraulic Box, LT40/70 AC 14-Section

541024_001_A
541024_MANUAL



REF	DESCRIPTION (u indicates parts available in assemblies only)	PART #	QTY
-	BOX, LT40/70 AC 14-SECTION HYDRAULIC CON	541024	1
1	BOX WELDMENT, HYDRAULIC CONTROL	505946-1	1
2	BRACKET, AC HYDRAULIC BOX MOUNT - COMPLE	086518-1	1
3	COVER, AC HYDRAULIC BOX FRONT	086484-1	1
4	GUARD, RUBBER HYDRAULIC VALVE 10-SECTION	091739	1
5	PLATE, 10-SECTION VALVE PAINTED	091826-1	1
6	VALVE, 7-SECTION AC HYDRAULIC	510560	2
7	GUARD, RUBBER VALVE DOUBLE	015079	1
8	PLATE FOR DECALS	505949-1	1
9	WASHER, 10.5 FLAT ZINC	F81055-1	27
10	BOLT, M10X25-8.8 HEX HEAD FULL THREAD ZI	F81003-11	4
11	NUT, M10-8-B NYLON HEX ZINC LOCK	F81033-1	12
12	WASHER, 8.4 EXTERIOR STAR LOCK ZINC	F81054-3	4
13	BOLT, M8X20 8.8 HEX HEAD FULL THREAD ZIN	F81002-4	4
14	BOLT, M10X16-8.8 HEX HEAD FULL THREAD ZI	F81003-13	3
15	BOLT, M10X35 - 8.8 HEX HEAD FULL THREAD	F81003-17	2
16	GROMET, WIRE	P04137	1
17	COVER, 80 MM RUBBER	089293	4
18	BRACKET, OIL FILTER	550029-1	2
19	WASHER, 6.4 FLAT ZINC	F81053-1	8
20	NUT, M6-8-B HEX NYLON ZINC LOCK	F81031-2	4
21	BOLT, M6X20-8.8 HEX HEAD FULL THREAD ZIN	F81001-2	4
22	MANIFOLD, W/FILTER	P22683	2
23	FITTING, 1/2NPT-3/8 BARB ELBOW	P12707	4
24	BOLT, 1/4-20X1/2 HEX HEAD	F05005-15	4
25	FITTING, #6 SAE 3/8"JIC ELBOW	P12704	1
26	FITTING, 6SAE MALE-1/4NPT FEMALE	014686	4
27	FITTING, 1/4NPT-3/8 BARB	014685	2
28	PUMP, AC.5.5KW 18.5L/MIN HYDRAULIC W/MOT	517840	2
29	FITTING, 3/8NPT-3/8 BARB ELBOW	P12708	2
30	FITTING, 1/4NPT BRANCH TEE	015486	2
31	PLUG, 1/4-18 NPT BLANK	096221	1
32	FITTING, 3/8JIC-1/4NPT 90L	015491	2
33	FITTING, 3/8 BARB TEE	015485	2
34	BOLT, M10X30-8.8 HEX HEAD FULL THREAD ZI	F81003-2	8
35	COVER, HYDRAULIC BOX TOP	505948-1	1
36	BOLT, M10X20-5.8 HEX HEAD FULL THREAD ZI	F81003-1	2
37	MICROSWITCH, HYDRAULIC VALVE	014765	1
38	CAP, SR1086 22.2 DIA. HOLE	093544	2
39	FITTING, #6SAE 45 DEG. ELBOW	015489	3
40	CLAMP, 11/16 WORM	061807	14
41	PLUG KIT FOR 500508	505060	1
42	HYDRAULIC AC 5.5KW- 2 PUMPS	532190-M	1
-	LEG, LEFT STATIONARY ADJUSTABLE	501639	4
43	TUBE WELDMENT, ADJUSTABLE LEG	507715-1	1
44	FOOT	586948-1	1
45	WASHER, 21 FLAT ZINC	F81059-2	2

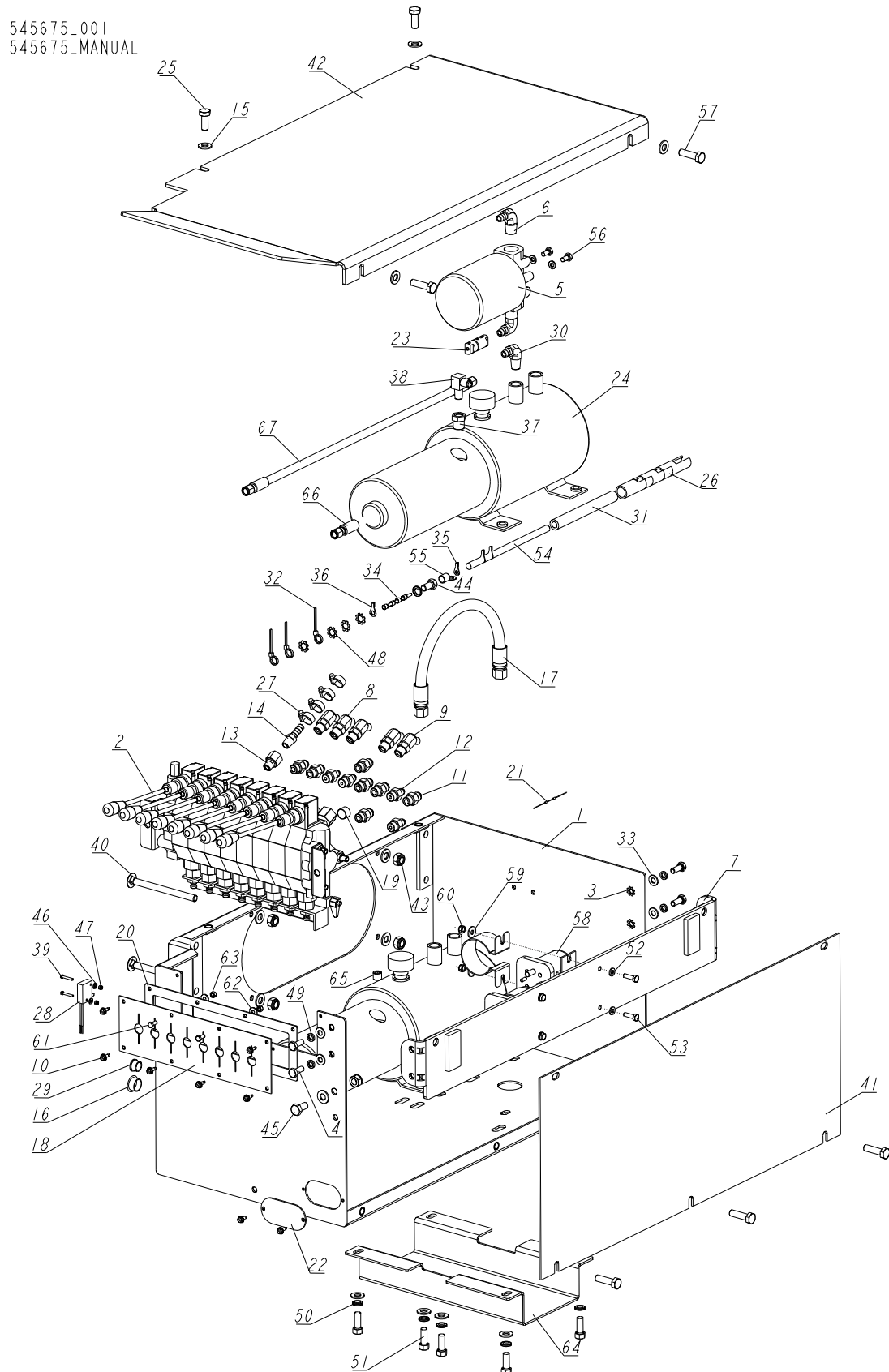


Hydraulic System

Hydraulic Box, LT40/70 AC 14-Section

REF	DESCRIPTION (u indicates parts available in assemblies only)	PART #	QTY	
46	NUT, M20-8 HEX ZINC	F81037-1	2	
47	WASHER, 10.5 FLAT ZINC	F81055-1	4	
48	BOLT, M10X25-8.8 HEX HEAD FULL THREAD ZI	F81003-11	4	
49	NUT, M10-8-B NYLON HEX ZINC LOCK	F81033-1	4	
50	PLATE, HYDRAULIC HOSE COVER - COMPLETE	504261-1	1	
51	WASHER, 8,4-FLAT ZINC	F81054-1	8	
52	NUT, M8-8-B HEX NYLON ZINC LOCK	F81032-2	4	
53	BOLT, M8X20-5.8 HEX HEAD FULL THREAD ZIN	F81002-1	4	
54	CONTACT ASSEMBLY, AC NEGATIVE	086624	1	
55	CONTACT ASSEMBLY, AC POSITIVE	086625	1	
56	HOSE, 2T 3/8X0.533 W9/16UNF-W9/16UNF HYD	087775	1	
57	HOSE, 2T3/8X1.100 W9/16UNF-W9/16UNF HYDR	093153	1	
58	HOSE, 2T 3/8X0.533 W9/16UNF-W9/16UNF HYD	094782	1	
59	H22	505338	1	
60	PLATE, RUBBER COVER MOUNT	540994-1	1	
61	FITTING, 3/8 O-RING-3/8JIC	014687	4	
62	FITTING, #4SAE-#6SAE 45 DEG. ELBOW	015488	6	
63	FITTING, 1/4JIC-3/8 O-RING	P26284	10	
64	FITTING, 8SAE-3/8JIC	P12703	4	
65	COVER, RUBBER (7 SECTIONS)	510566	1	
66	PLATE, RUBBER COVER MOUNT	510567-1	1	
67	BOLT, #10-24 X 1/2" SELF-TAPPING	F05015-7	20	

9.7 Hydraulic Box, DH 8-Section

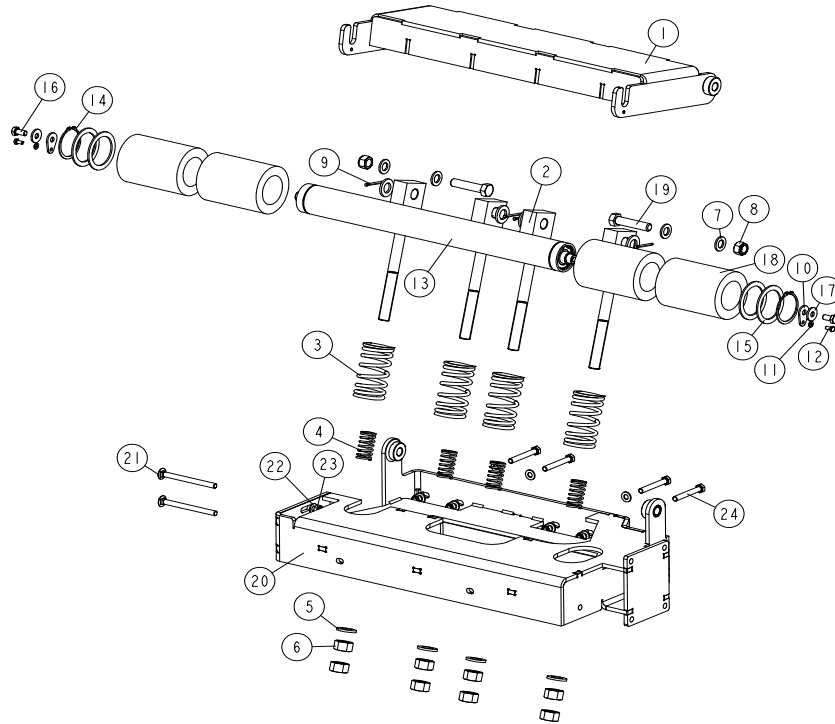


REF.	DESCRIPTION (* indicates parts available in assemblies only)	PART #	QTY
-	BOX, DH 8-SECTION HYDRAULIC - COMPLETE	545675	1
1	BOX WELDMENT, HYDRAULIC	545676-1	1
2	VALVE, 8-SECTION DC HYDRAULIC	545672	1
3	WASHER, 8.4 EXTERNAL TOOTH ZINC LOCK	F81054-3	4
4	BOLT, M8X20 8.8 HEX HEAD FULL THREAD ZINC	F81002-4	4
5	MANIFOLD, W/FILTER	P22683	1
6	FITTING, 1/2NPT-3/8 BARB ELBOW	P12707	2
7	BRACKET, AC HYDRAULIC BOX MOUNT - COMPLETE	086518-1	1
8	FITTING, #6SAE 45 DEG ELBOW	015489	1
9	FITTING, #4SAE-#6SAE 45 DEG ELBOW	015488	4
10	BOLT, #10-24X1/2 SELF-TAPPING	F05015-7	8
11	FITTING, 3/8 O-RING-3/8JIC	014687	7
12	FITTING, 1/4JIC-3/8 O-RING	P26284	4
13	FITTING, 6SAE MALE-1/4NPT FEMALE	014686	1
14	FITTING, 1/4NPT-3/8 BARB	014685	1
15	WASHER, 10.5 FLAT ZINC	F81055-1	18
16	CAP, SR1086 22.2 HOLE	093544	1
17	HOSE, 2T 3/8X0.350 W9/16UNF-W9/16UNF HYDRAULIC	014716	1
18	COVER, RUBBER (8 SECTIONS)	545673	1
19	CAP, 3/8 " NPT HYDRAULIC PUMP TANK	085694	2
20	PLATE, RUBBER COVER MOUNT (8-SECTION HYDRAULIC BOX)	545674-1	1
21	DIODE ASSEMBLY, SOLENOID COIL CHASSIS GND	087496	2
22	PLATE, HOLE COVER	091733-1	1
23	FUSE HOLDER W/WIRE	E85238	1
24	PUMP ASSY, W/HYDRAULIC MOTOR	P12701	2
25	BOLT, M10X25 8.8 HEX HEAD FULL THREAD ZINC	F81003-11	2
26	BOOT, 5/8 BLACK BATTERY TERMINAL	S11947	3
27	CLAMP, 11/16 WORM	061807	4
28	SWITCH, 2A 125V R-LEVER NO/NC/COM	014765	1
29	BUSHING, 15.9 UB625 NYLON	086816	1
30	FITTING, 3/8NPT-3/8 BARB ELBOW	P12708	1
31	HOSE, 3/8" LOW PRESSURE HYDRAULIC	R01892-1	1
32	WRAP, TKUV 20/5 WIRE TIE	F05089-1	3
33	WASHER, 8.4 FLAT ZINC	F81054-1	4
34	FERRULE, HI 1/6 WIRE	F81083-3	4
35	TERMINAL, KO 2.5/5 RING	F81064-1	3
36	TERMINAL, KO 2.5/6 RING	F81064-13	1
37	FITTING, 3/8NPT-1/4NPT REDUCER	015490	1
38	FITTING, 3/8JIC-1/4NPT 90L	015491	1
39	SCREW, M3X20-5.8-A SLOTTED CHEESE HEAD ZINC	F81000-8	2
40	BOLT, M10X125 8.8 CARRIAGE ZINC	F81003-34	4
41	COVER, AC HYDRAULIC BOX FRONT	086484-1	1
42	COVER, AC HYDRAULIC BOX TOP	086485-1	1
43	NUT, M10-8-B HEX NYLON ZINC LOCK	F81033-1	6
44	BOLT, 3/8-16X3/4 HEX HEAD GRADE 2	F05007-27	1
45	BOLT, M10X20-8.8 HEX HEAD FULL THREAD ZINC	F81003-1	2
46	WASHER, 4.3 FLAT ZINC	F81051-2	2

REF.	DESCRIPTION (* indicates parts available in assemblies only)	PART #	QTY	
47	NUT, M3-6 HEX NYLON ZINC LOCK	F81028-2	2	
48	WASHER, 10.5 EXTERNAL TOOTH ZINC LOCK	F81055-3	5	
49	WASHER, 8.2 SPLIT LOCK ZINC	F81054-4	4	
50	WASHER, Z 10.2 SPLIT LOCK ZINC	F81055-2	9	
51	BOLT, 3/8-16X1 HEX HEAD	F05007-7	8	
52	WASHER, 6.4 FLAT ZINC	F81053-1	6	
53	BOLT, M6X20 8.8 HEX HEAD FULL THREAD ZINC	F81001-2	4	
54	TUBE, SR. 5/8"X13/16 (0.2M) INSULATING	R02349_02	1	
55	TERMINAL, K050/10 RING	F81067-3	1	
56	BOLT, 1/4-20X1/2 HEX HEAD	F05005-15	2	
57	BOLT, M10X35 8.8 HEX HEAD FULL THREAD ZINC	F81003-17	5	
58	SOLENOID, 200A 12V SPST CONT. DUTY	015470	2	
59	WASHER, 6.5 ZINC SPECIAL FLAT	F81053-11	4	
60	NUT, M6-8-B HEX NYLON ZINC LOCK	F81031-2	4	
61	BOLT, M5X12 8.8 HEX HEAD FULL THREAD ZINC	F81000-5	2	
62	WASHER, 5.5 SPECIAL FLAT ZINC	F81052-3	2	
63	NUT, M5 8 HEX ZINC	F81030-1	2	
64	GUARD, CABLE	092707-1	1	
65	PLUG, 1/4-18 NPT W/EXTERNAL THREAD	096221	1	
66	HOSE, 2T1/4X0.45 W7-W7 HYDRAULIC	095091	1	
67	HOSE, 2T1/4X0.65 W7-W7 HYDRAULIC	095092	1	

9.8 Shock Absorber Assembly - Option for Sawmills Equipped with Hydraulics

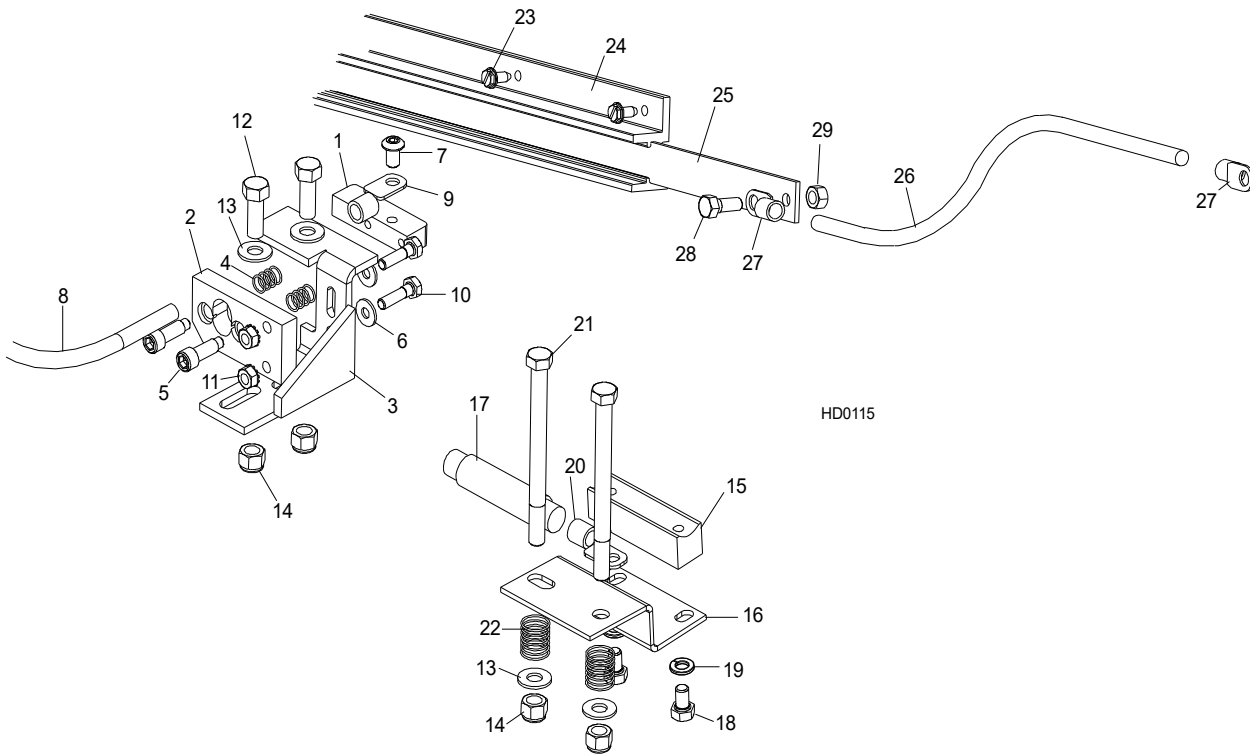
550191_001
550191_MANUAL



REF	DESCRIPTION (u indicates parts available in assemblies only)	PART #	QTY
-	SHOCK ABSORBER, SHORT	550191	1
-	SHORT ROLLER, SHOCK ABSORBER	550192	1
1	ROLLER PLATE, SHOCK ABSORBER	550189-1	1
2	ROD WELDMENT, BUMPER SPRING	510818-1	4
3	SPRING, 110X46X6.5 CUSHION	510815	4
4	SPRING, 60X23X3	088992	4
5	WASHER, 21 FLAT ZINC	F81059-2	8
6	NUT, M20-8- HEX ZINC	F81037-1	8
7	WASHER, 17 FLAT ZINC	F81058-1	4
8	NUT, M16,HEX, NYLON ZINC LOCK	F81036-2	2
9	PIN, 4X30 COTTER ZINC-PLATED	F81043-22	4
10	WASHER, WM4000 ROLLER MOUNTING	510874-1	2
11	WASHER, 6.4 FLAT ZINC	F81053-1	2
12	BOLT, M6X12-8.8 HEX HEAD FULL THREAD ZINC	F81001-7	2
-	ROLLER W/RUBBER BUSHING	527048	1
13	ROLLER, FRAME M/S	527044-1	1
14	RING, Z60 OUTSIDE RETAINING	F81090-62	2
15	RING, 61/80X3 SPACER	515895	4
16	BOLT, M10X20-5.8 HEX HEAD FULL THREAD ZINC	F81003-1	2
17	WASHER,10.5 ZINC FLAT SPECIAL	F81055-6	2

REF	DESCRIPTION (u indicates parts available in assemblies only)	PART #	QTY	
18	ROLLER, RUBBER	517493	4	
19	BOLT, M1 6X75-8.B-B HEX HEAD FULL THREAD	F81006-10	2	
20	FRAME, SHORT TABLE	550187-1	1	
21	BOLT, M10X125 8.8 CARRIAGE ZINC	F81003-34	2	
22	WASHER, 10.5 FLAT ZINC	F81055-1	10	
23	NUT, M10-8-B HEX NYLON ZINC LOCK	F81033-1	6	
24	BOLT, M10X75-8.8 HEX HEAD ZINC	F81003-15	4	

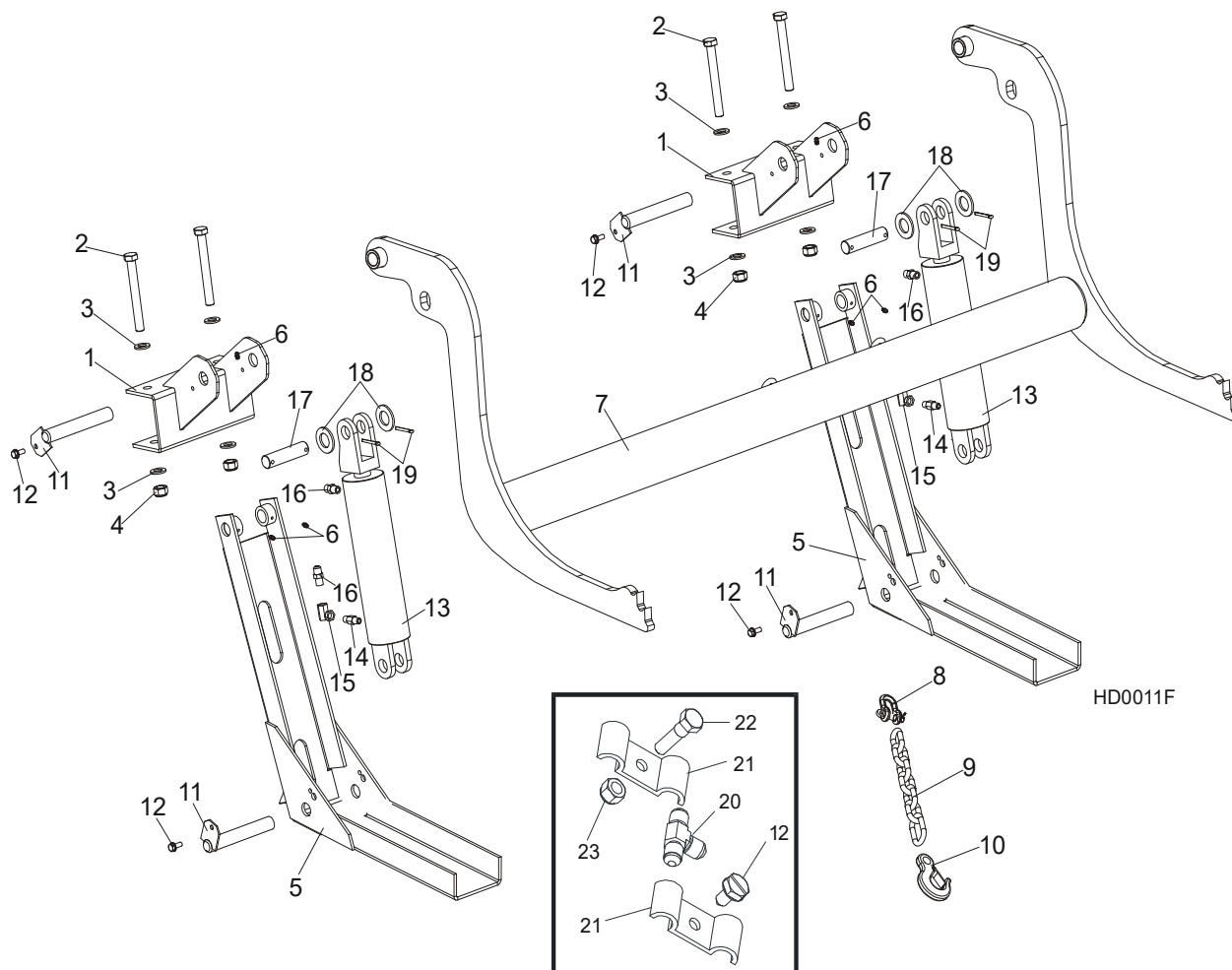
9.9 Hydraulic Power Supply Strip



REF.	DESCRIPTION (◆ Indicates Parts Available In Assemblies Only)	PART #	QTY	
	CONTACT ASSEMBLY, HYDRAULIC POWER SUPPLY (POSITIVE)	085968	1	
1	Contact, Hydraulic Power Supply (Positive)	015253	1	
2	Insulator, Positive Contact	S10072	1	
3	Bracket, Positive Contact Mounting	086380-1	1	
4	Spring, Positive Contact	P10077	2	
5	Bolt, 5/16" X 3/4" Shoulder (1/4-20 Thread)	F05006-44	2	
6	Washer, 8.4 Flat Zinc	F81054-1	2	
7	Screw, M8x12Socket Button Head Zinc	F81014-4	1	
8	Cable, H07V-K BK 1x50	R80591-1	0.7m	◆
9	Terminal, KO35/8	F81066-3	2	
10	Bolt, 1/4-20 X 1" Hex Head Grade 2	F05005-38	2	
11	Nut, 1/4-20 Hex Self-Locking	F05010-9	2	
12	Bolt, 3/8-16 X 1" Hex Head Grade 5	F05007-87	2	
13	Washer, 10.5 Flat	F81055-1	4	
14	Nut, 3/8-16 Hex Nylon Lock	F05010-10	4	
	CONTACT ASSEMBLY, HYDRAULIC POWER SUPPLY (GROUND)	A10066	1	
15	Contact, Hydraulic Power Supply (Ground)	015264	1	
16	Bracket, Ground Contact Mounting	090254-1	1	
17	Cable, H07V-K BK 1x50	R80591	0.76m	◆
18	Bolt, 5/16-18x1/2 HH Gr5	F05006-15	2	
19	Washer, 8.2 Split Lock	F81054-4	2	
20	Terminal, KO50/8	F81067-2	1	
21	Bolt, 3/8-16 X 4 1/2" Hex Head Grade 2	F05007-35	2	

22	Spring, Ground Contact	P04282	2	
23	Screw, 1/4-20 X 1/2" Slotted Hex Head	F05015-1	14	
	STRIP ASSEMBLY, HYDRAULIC POWER SUPPLY, SUPER97 SAWMILL	015564-0	1	
	Strip, Contact - Complete	096234	1	
24	Housing, Contact Strip	P11976	1	◆
25	Strip, 6' Contact	589515	1	◆
26	Cable, H07V-K BK 1x50	R80591-1	1.9m	◆
27	Terminal, KO50/8	F81067-2	2	
28	Bolt, 5/16-18 X 3/4" Hex Head Black Nylon	F05006-45	1	
29	Nut, 5/16-18 Hex Black Nylon	F05010-86	1	
	Tube, RC19/9.5 Heat Shrink Black	R80600-3	.03 m	◆
	Grommet, HEYCO Wire	P04137	1	

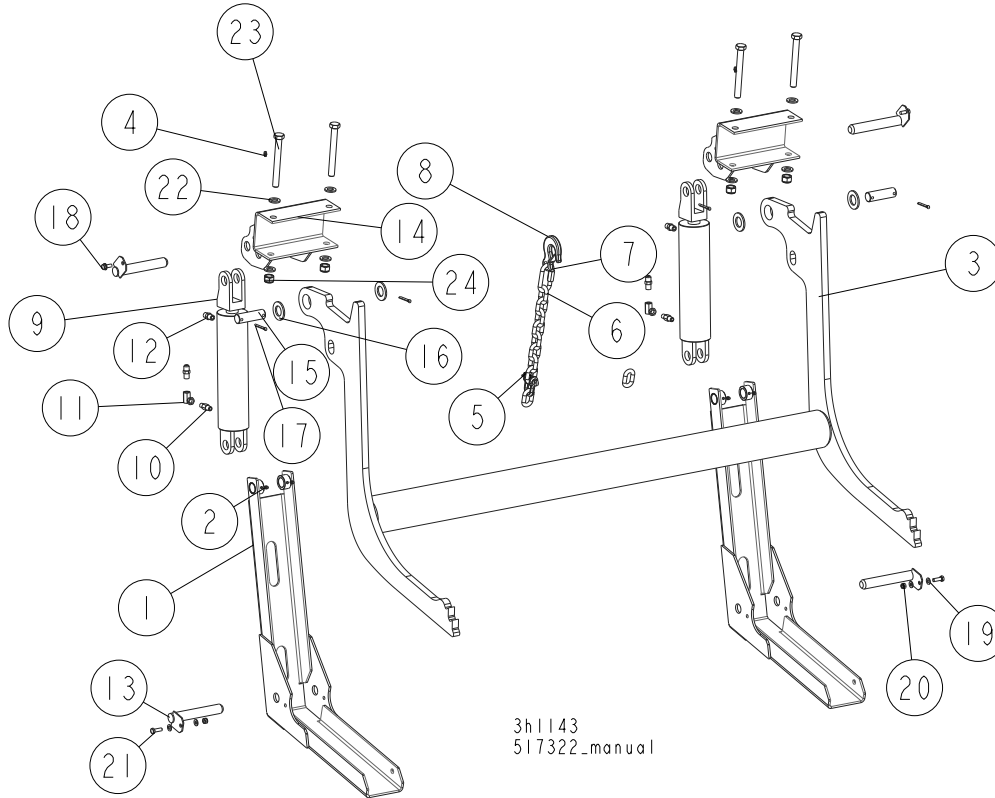
9.10 Hydraulic Log Loader



REF.	DESCRIPTION (◆ Indicates Parts Available in Assemblies Only)	PART #	QTY
	LOADER, 2-ARM HYDRAULIC LOG - COMPLETE	092863	1
1	BRACKET, HYDRAULIC LOG LOADER	500747-70	1
2	BOLT, M16x140-8.8 HEX HEAD ZINC	F81006-4	4
3	WASHER, 17 FLAT ZINC	F81058-1	8
4	NUT, M16-8 HEX NYLON ZINC LOCK	F81036-2	4
5	CHANNEL, LOG LOADER FOOT - COMPLETE	090049	2
5	CHANNEL, LOG LOADER FOOT	090048-1	2
6	FITTING, 3/16X3/16 STRAIGHT GREASE	P04107	6
7	LOADER, LOG - COMPLETE	090044	1
7	LOADER, LOG	090006-1	1
8	SHACKLE, M-D WL. 0.63 PN-92/w-89180	086540	1
9	CHAIN, LOG LOADER	090007-1	1
10	HOOK, 5/8 SAFETY CHAIN	P12075	1
11	PIN, LOG LOADER	099127-1	4
12	BOLT, 5/16-18 x 3/4" SELF-TAPPING	F05015-30	4
13	CYLINDER ASSY, LOG LOADING SUPER	015562	2
14	FITTING, 1/4NPT VELOCITY FUSE 5.0GPM	015750	2

15	FITTING, 1/4NPT FML -1/4NPT F SWL ELBOW	P12199	2	
16	FITTING, 3/8JIC-1/4NPT STRAIGHT	015560	4	
17	PIN, HYDRAULIC CYLINDER ZINC-PLATED	086979-1	2	
18	WASHER, 28 FLAT ZINC	F81061-1	4	
19	PIN, S-ZN 5X40 COTTER ZINC	F81043-31	4	
20	FITTING, 3/8JIC TEE	015487	1	
21	PLATE, 1/4" HOSE CLAMP	S09245	6	
22	CLAMP, 3/8 HOSE	016041	2	
23	BOLT, 5/16-18X1 HEX HEAD	F05006-1	1	
24	NUT, 5/16-18 NYLON LOCK HEX	F05010-58	1	

9.11 Hydraulic Log Loader, Extended for "S", "M" and "M Super" Frames with 2.5 t. and 2.6 t. Trailer

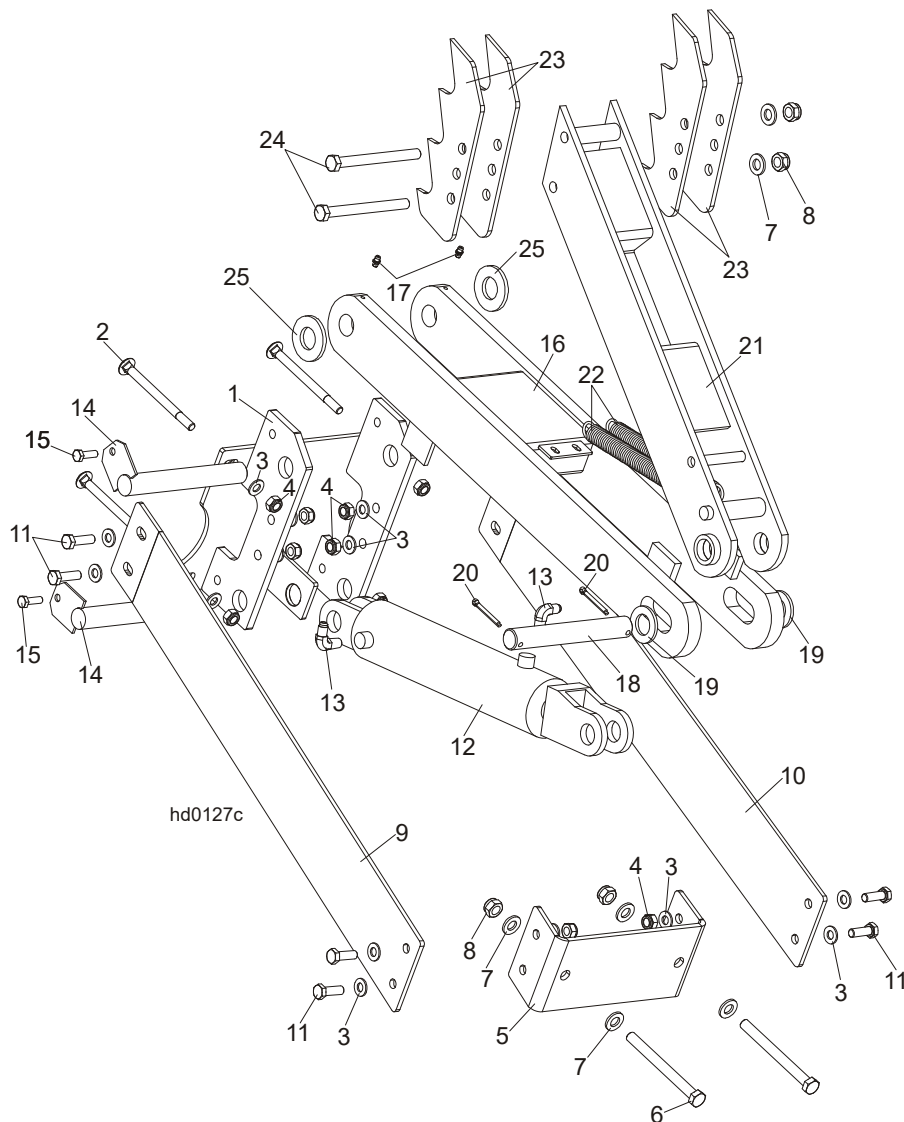


REF.	DESCRIPTION (◆ Indicates Parts Available In Assemblies Only)	PART #	QTY
	LOG LOADER, "M" "S" SUPER FRAME, EXTENDED, COMPLETE	517322	1
	LOG LOADER, EXTENDED, COMPLETE	517326	2
1	LOG LOADER, EXTENDED	517323-1	1
2	FITTING, 3/16X3/16 STRAIGHT GREASE	P04107	2
	LOG LOADER, EXTENDED - COMPLETE	517327	1
3	LOG LOADER, EXTENDED	517329-1	1
4	FITTING, 3/16X3/16 STRAIGHT GREASE	P04107	2
5	SHACKLE, M-D .63	086540	1
	CHAIN, TRANSPORT, EXTENDED LOG LOADER, COMPLETE	517332	1
6	CHAIN, LINKS N-10X35 8-LINK	517333-1	1
7	CARABINER 10	100767	1
8	HOOK, 5/8 SAFTEY CHAIN	P12075	1
	CYLINDER ASSY, LOG LOADING SUPER	015562	2
9	CYLINDER, CJ-S95-16-70/32/203 HYDRAULIC	088680	1
	GASKET, WM 70/32H178AU(088589)(088680)	589503-S	1
10	FITTING, 1/4NPT VELOCITY FUSE 5.0GPM	015750	1
11	FITTING, 1/4NPT-1/4JIC SWIVEL ELBOW	P12199	1
12	FITTING, 3/8JIC-1/4NPT STRAIGHT	015560	2

Hydraulic Log Loader, Extended for "S", "M" and "M Super" Frames with 2.5 t. and 2.6 t. Trailer

REF.	DESCRIPTION (◆ Indicates Parts Available In Assemblies Only)	PART #	QTY	
13	PIN WELDMENT, LOADER	099127-1	4	
14	BRACKET, LOG LOADER, FRAME S/M/SUPER	500747-70	2	
15	PIN, HYDRAULIC CYLINDER ZINC-PLATED	086979-1	2	
16	WASHER 28 FE/ZN5	F81061-1	4	
17	PIN, 5 X 40 COTTER	F81043-31	4	
18	BOLT, 5/16-18 X 3/4 SELF-TAPPING	F05015-30	2	
19	WASHER, 8.4 FLAT ZINC	F81054-1	4	
20	NUT, M8-8-B HEX NYLON ZINC LOCK	F81032-2	2	
21	BOLT, M8X25-8.8-B HEX HEAD FULL THREAD ZINC	F81002-5	2	
22	WASHER, 17 FLAT ZINC	F81058-1	8	
23	BOLT, M16X140-8.8 HEX HEAD ZINC	F81006-4	4	
24	NUT, M16-8 HEX NYLON ZINC LOCK	F81036-2	4	

9.12 Hydraulic Log Turner



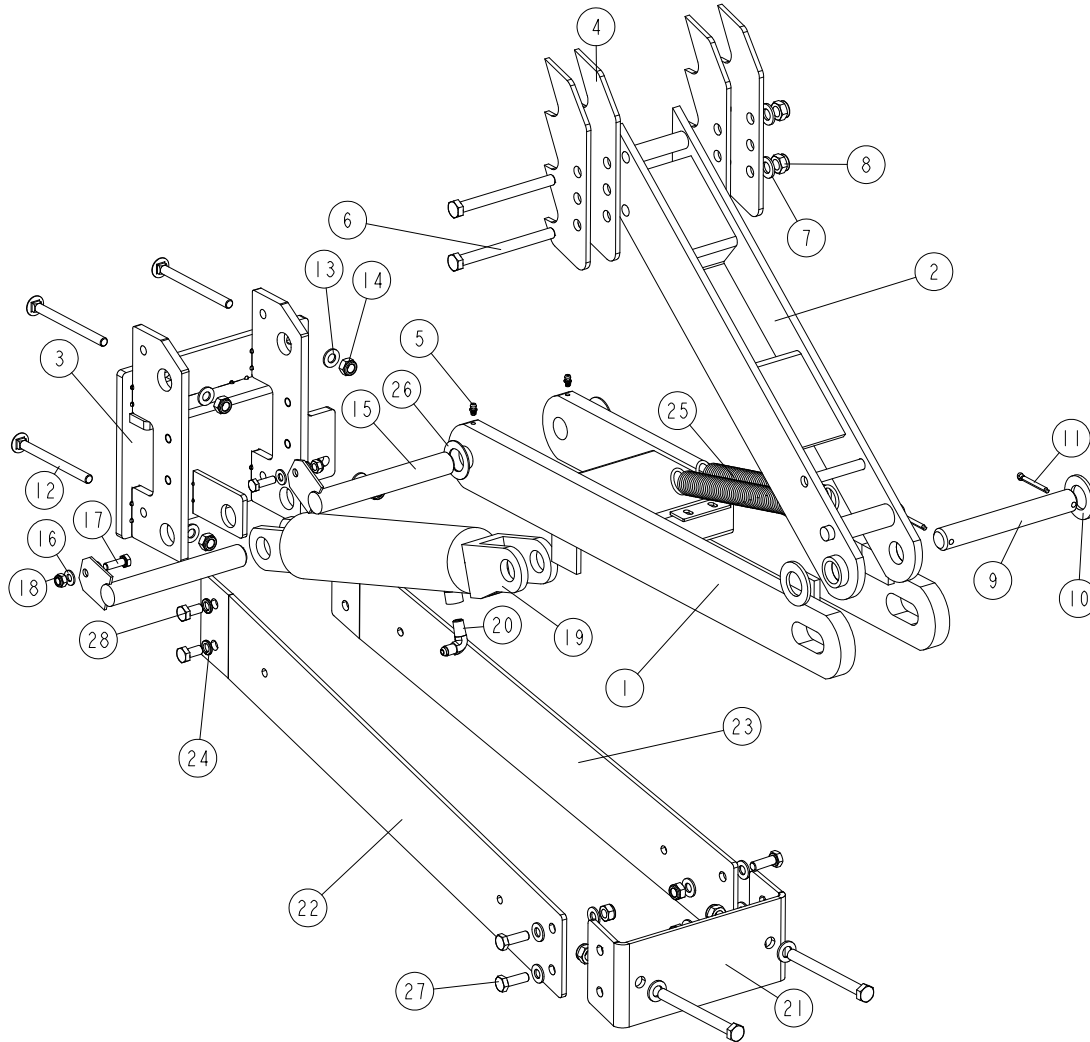
REF.	DESCRIPTION (◆ Indicates Parts Available In Assemblies Only)	PART #	QTY
	HYDRAULIC LOG TURNER, 9.5 M - COMPLETE	088073	1
	HYDRAULIC LOG TURNER, HYDRAULIC STANDARD PLUS	088073-HP	1
1	Bracket, Hydraulic Log Turner	088710-1	1
2	Bolt, M10x120 8.8 Carriage Zinc	F81003-33	4
3	Washer, 10,5 Flat Zinc	F81055-1	20
4	Nut, M10-8-B -Hex Nylon Zinc Lock	F81033-1	12
5	Bracket, Hydraulic Log Turner Front	091046-1	1
6	Bolt, M12x130-8.8-Hex Head Zinc	F81004-36	2
7	Washer, 13 Flat Zinc	F81056-1	6
8	Nut, M12-8 Hex Nylon Zinc Lock	F81034-2	4
9	Plate, Short Log Turner Left Brace	094364-1	1
10	Plate, Short Log Turner Right Brace	094365-1	1
11	Bolt, M10x30-5.8-Hex Head Full Thread Zinc	F81003-2	8
	Cylinder, Log Turner Hydraulic	015563 ¹	1

12	Cylinder, CJ-S305-16-63/28/203 Hydraulic	088679	1	
13	Fitting, 1/4NPTx1/4JIC Male Elbow	P09142	2	
14	Pin, Log Turner Mount Zinc	088667-1	2	
15	Bolt, M8X25-8.8-B-Hex Head Full Thread Zinc	F81002-5	2	
16	Arm, Hydraulic Log Turner Link	088060-1	1	
17	Grease, M6 typ A Fitting	086280	2	
18	Pin, 25 x 185	088664	1	
19	Washer, 25 Flat Zinc	F81061-3	2	
20	Pin, S-Zn 5x40 Cotter	F81043-31	2	
21	Arm Weldment, Hydraulic Log Turner	088067-1	1	
22	Spring, Hydraulic Log Turner Arm	015718	2	
23	Claw, Hydraulic Log Turner	088082-1	4	
24	Bolt, M12x130-8.8-Hex Head Zinc	F81004-36	2	
25	Washer, GTM-2644-015	093359	2	

¹ For 088073-HP Cylinder Assembly - 555239

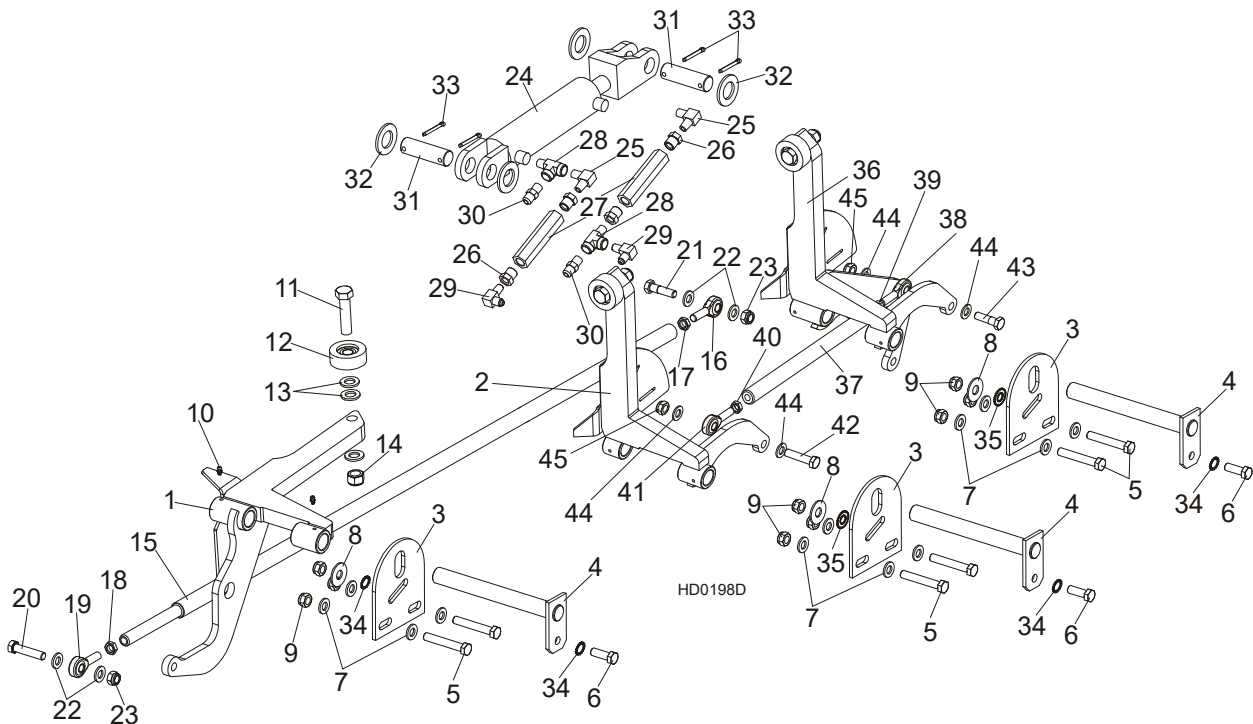
9.13 Hydraulic Log Turner Hydraulic Log Side Supports

088711_001
088711_MANUAL



REF.	DESCRIPTION (* indicates parts available in assemblies only)	PART NO.	QTY
-	HYDRAULIC LOG TURNER OPTION (S/M TYPE FRAME)	088711	1
1	ARM, HYDRAULIC LOG TURNER LINK	088060-1	1
2	ARM, HYDRAULIC LOG TURNER PAINTED	088067-1	1
3	BRACKET, HYDRAULIC LOG TURNER (S/M TYPE FRAME)	528364-1	1
4	CLAW, HYDRAULIC LOG TURNER	088082-1	4
5	FITTING, 3/16" STRAIGHT GREASE	P04107	2
6	BOLT, M12X130-8.8 HEX HEAD ZINC	F81004-36	4
7	WASHER, 13 FLAT ZINC	F81056-1	6
8	NUT, M12-8 HEX NYLON ZINC LOCK	F81034-2	4
9	PIN, 25 X 180	088664-1	1
10	WASHER, 28 FLAT ZINC	F81061-1	2
11	PIN, 5X40 COTTER	F81043-31	2

REF.	DESCRIPTION (* indicates parts available in assemblies only)	PART NO.	QTY
12	BOLT, M10X125 8.8 CARRIAGE HEAD ZINC	F81003-34	4
13	WASHER, 10.5 FLAT ZINC	F81055-1	12
14	NUT, M10-8-B HEX NYLON ZINC LOCK	F81033-1	8
15	PIN, LOG TURNER MOUNT	088667-1	2
16	WASHER, 8.4 FLAT ZINC	F81054-1	4
17	BOLT, M8X25-8.8-B HEX HEAD FULL THREAD ZINC	F81002-5	2
18	NUT, M8-8-B HEX NYLON ZINC LOCK	F81032-2	2
-	CYLINDER ASSY, LOG TURNER SUPER	015563	1
19	CYLINDER, CJ-S305-16-63/28/203 HYDRAULIC	088679	1
20	FITTING, 1/4NPTX1/4JIC MALE ELBOW	P09142	2
21	BRACKET, HYDRAULIC LOG TURNER FRONT	091046-1	1
22	PLATE, HYDRAULIC LOG TURNER LEFT	091048-1	1
23	PLATE, HYDRAULIC LOG TURNER RIGHT	091049-1	1
24	WASHER, 10.2 SPLIT LOCK ZINC	F81055-2	4
25	SPRING, 1 1/16X8X.135 DIA.	015718	2
26	WASHER, GTM-2644-015	093359	2
27	BOLT, DIN 933-M10X30 8.8-A2E	F81003-111	4
28	BOLT, ISO 4017-M10X20-8.8-A2E HEX HEAD	F81003-53	4



REF.	DESCRIPTION (◆ Indicates Parts Available In Assemblies Only)	PART #	QTY
	LOG SIDE SUPPORT KIT, S/M FRAME	507644	1
1	SUPPORT, HYDRAULIC LOG SIDE W/GUARD	099788-1	1
2	SUPPORT, LOG SIDE W/GUARD	507646-1	1
3	PLATE, LOG SIDE SUPPORT END	091591-1	3
4	PIN, LOG SIDE SUPPORT PIVOT	091549-1	3
5	BOLT, M12 X 75-8.8 HEX HEAD FULL THREAD ZINC	F81004-21	6
6	BOLT, M12 X 35-8.8 HEX HEAD FULL THREAD ZINC	F81004-24	3



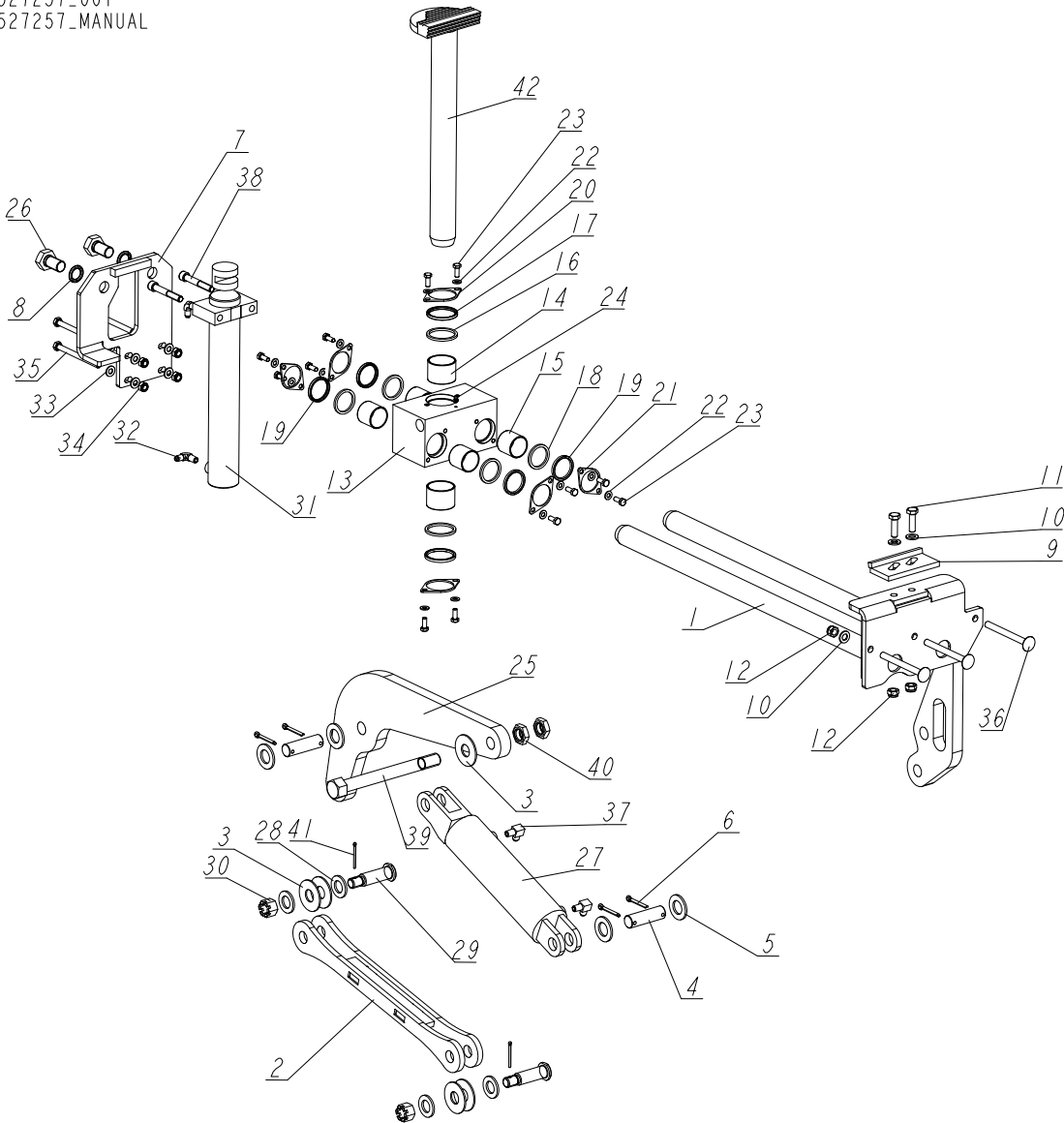
Hydraulic System

Hydraulic Log Turner Hydraulic Log Side Supports

7	WASHER, 13 FLAT ZINC	F81056-1	12	
8	WASHER, 15 FLAT SPECIAL ZINC-PLATED	F81057-3	3	
9	NUT, M12-8 HEX NYLON ZINC LOCK	F81034-2	9	
10	FITTING, 3/16" STRAIGHT GREASE	P04107	6	
11	BOLT, M16X65-8.8 HEX HEAD FULL THREAD	F81006-1	3	
12	ROLLER ASSY, SIDE SUPPORT PTD	015014-1	3	
13	WASHER, 17 FLAT ZINC	F81058-1	9	
14	NUT, M16-8 HEX NYLON ZINC LOCK	F81036-2	3	
	ROD, SIDE SUPPORT LINK COMPLETE	091640	1	
15	ROD, SIDE SUPPORT LINK ZINC-PLATED	089374-1	1	
16	ROD END (LEFT THREAD)	087036	1	
17	NUT, M12-04-A RIGHT HEX THIN	F81034-6	1	
18	NUT, M12-04-A LEFT HEX THIN	F81034-7	1	
19	ROD END (RIGHT THREAD)	087035	1	
20	BOLT, M12 X 55-8.8 HEX HEAD FULL THREAD ZINC	F81004-12	1	
21	BOLT, M12 X 45-8.8 HEX HEAD FULL THREAD ZINC	F81004-32	2	
22	WASHER, 13 FLAT ZINC	F81056-1	4	
23	NUT, M12-8 HEX NYLON ZINC LOCK	F81034-2	2	
	CYLINDER ASSEMBLY, SUPER HYDRAULIC LOG SIDE SUPPORT	015561	1	
24	CYLINDER, CJ-S270-16-50/28/152 HYDRAULIC	088678	1	
	SEAL KIT, 6" X 2" HYDRAULIC CYLINDER	P12954	1	
25	FITTING, #C3529X4 90° ELBOW	P09140	2	
26	FITTING, 3/8" NPT - 1/4" NPT REDUCER	015490	4	
27	VALVE, SIDE SUPPORT SEQUENCE	015484	2	
28	FITTING, C3759X4 MALE TEE	015486	2	
29	FITTING, 3/8JIC-1/4NPT 90L	015491	2	
30	FITTING, 3/8" JIC - 1/4" NPT STRAIGHT	015560	2	
31	PIN, HYDRAULIC CYLINDER ZINC-PLATED	086979-1	2	
32	WASHER, 28 FLAT ZINC	F81061-1	4	
33	PIN, 5 X 40 COTTER	F81043-31	4	
34	WASHER, BN781 M12/13 SERRATED	F81056-16	4	
35	WASHER, BN783 M12/12.3/30.3 SERRATED	F81056-17	2	
36	SUPPORT, LOG SIDE W/GUARD 2	507645-1	1	
	PUSHER, SUPPORT, LOG SIDE, L-380 SHORT	507647	1	
37	PUSHER, SUPPORT, LOG SIDE, L-320	505439-1	1	
38	END, ROD LEFT THREAD	087036	1	
39	NUT, M12-04-A RIGHT HEX THIN	F81034-6	1	
40	NUT, M12-04-A LEFT HEX THIN	F81034-7	1	
41	ROD END (RIGHT THREAD)	087035	1	
42	BOLT, M12 X 55-8.8 HEX HEAD FULL THREAD ZINC	F81004-12	1	
43	BOLT, M12 X 45-8.8 HEX HEAD FULL THREAD ZINC	F81004-32	1	
44	WASHER, 13 FLAT ZINC	F81056-1	4	
45	NUT, M12-8 HEX NYLON ZINC LOCK	F81034-2	2	

9.14 Main Hydraulic Log Clamp (2 Rods)

527257-001
527257-MANUAL



REF.	DESCRIPTION (◆ Indicates Parts Available In Assemblies Only)	PART #	QTY
-	CLAMP, MAIN HYDRAULIC - 2 RODS	527257	1
1	ROD WELDMENT, MAIN HYDRAULIC CLAMP	525107-1	1
2	ARM WELDMENT, HYDRAULIC CLAMP LINK	086963-1	1
3	WASHER, 25X63	088585-1	5
4	PIN, HYDRAULIC CYLINDER ZINC-PLATED	086979-1	2
5	WASHER, 28 FLAT ZINC	F81061-1	4
6	PIN, S-ZN-6.3X45 COTTER	F81045-2	4
7	PLATE, MOUNT (LOG CLAMP W/2 RODS)	527258-1	1
8	WASHER, Z 22.5 SPLIT LOCK ZINC	F81059-4	2
9	STOP WELDMENT, HYDRAULIC LOG CLAMP	086980-1	1
10	WASHER, 13 FLAT ZINC	F81056-1	5
11	BOLT, M12X40-8.8 HEX HEAD FULL THREAD ZINC	F81004-4	2
12	NUT, M12 8 HEX NYLON ZINC LOCK	F81034-2	5
-	BLOCK, STEEL W/BUSHINGS - COMPLETE	521951	1

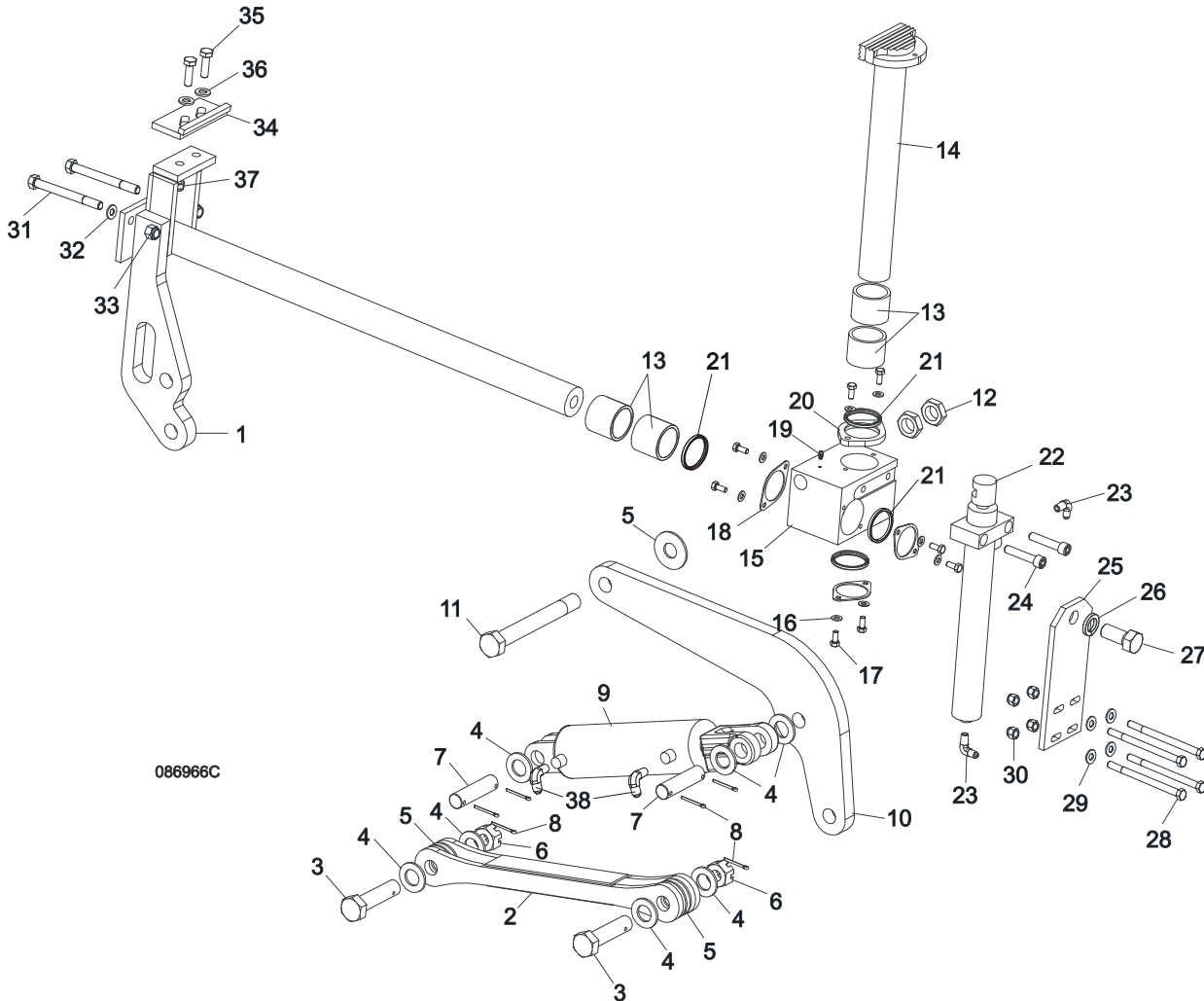


Hydraulic System

Main Hydraulic Log Clamp (2 Rods)

REF.	DESCRIPTION (◆ Indicates Parts Available In Assemblies Only)	PART #	QTY	
-	BLOCK, STEEL W/BUSHINGS	521950-1	1	
13	BLOCK, STEEL	521937	1	
14	BUSHING, 5040BS SELF-LUBRICATING	088660	2	
15	BUSHING, 4040BS SELF-LUBRICATING	525077	4	
16	WASHER, 51/60-5	089324	2	
17	WIPER, ZZ 50X60X7 LOG CLAMP ROD	088587	2	
18	WASHER, WIPER - WIDE	525080	4	
19	WIPER, ZZ-40X50X5/7	525079	4	
20	FLANGE, CLAMP ROD WIPER	088887-1	2	
21	FLANGE, WIPER	525081-1	4	
22	WASHER, 8.4 FLAT ZINC	F81054-1	12	
23	BOLT, M8X20 8.8 HEX HEAD FULL THREAD ZINC	F81002-4	12	
24	FITTING, 3/16X3/16 STRAIGHT GREASE	P04107	1	
25	ARM, HYDRAULIC LOG CLAMP LINK	086974-1	1	
26	BOLT, M22X1.5X40-8.8-B HEX HEAD FULL THREAD ZINC	F81009-1	2	
27	CYLINDER, CJ-S96-16-70/32/178 HYDRAULIC	088589	1	
	GASKET, WM 70/32H178AU(088589)(088680)	589503-S	1	
28	WASHER, 25 FLAT ZINC	F81061-3	4	
29	PIN, B 24X95/85 CLEVIS ZINC	F81049-2	2	
30	NUT, Z M20-8-B SLOTTED CASTLE ZINC	F81037-3	2	
31	CYLINDER, CJ-S582-16-50/35/300	711617	1	
32	FITTING, 1/4NPTX1/4JIC MALE ELBOW	P09142	2	
33	WASHER, 10.5 FLAT ZINC	F81055-1	8	
34	NUT, M10-8-B HEX NYLON ZINC LOCK	F81033-1	4	
35	BOLT, M10X125 8.8 HEX HEAD ZINC	F81003-18	4	
36	BOLT, M12X130 8.8 CARRIAGE ZINC	F81004-26	3	
37	FITTING, 3/8JIC-1/4NPT 90L	015491	2	
38	SCREW, M12X80-8.8 HEX SOCKET HEAD CAP ZINC	F81004-20	2	
39	BOLT M24X240-8.8-B HEX HEAD ZINC	F81009-17	1	
40	NUT, M24-04-B HEX THIN ZINC	F81039-3	2	
41	PIN, S-ZN-4X45 COTTER	F81043-22	2	
42	ROD ASSEMBLY, VERTICAL	710735-1	1	

9.15 Hydraulic Log Clamp - Main

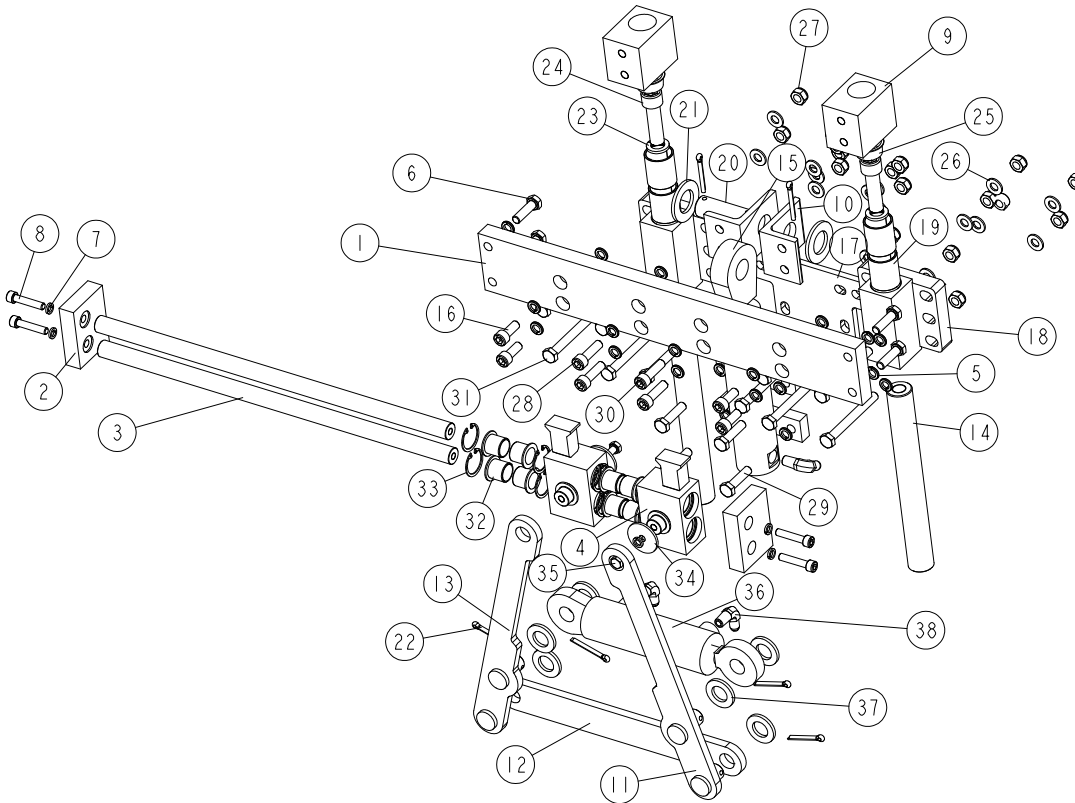


REF.	DESCRIPTION (◆ Indicates Parts Available In Assemblies Only)	PART #	QTY
	HYDRAULIC LOG CLAMP ASSEMBLY	088658	1
1	Rod Weldment, Log Clamp Slide	086967-1	1
2	Arm Weldment, Hydraulic Clamp Link	086963-1	1
3	Pin, B 24x95/85-Clevis Zinc	F81049-2	1
4	Washer, 25 Flat Zinc	F81061-3	8
5	Washer, 25X63 Zinc-Plated	088585-1	5
6	Nut, Z M20-8-B-Slotted Castle Zinc	F81037-3	2
7	Pin, Hydraulic Cylinder Zinc-Plated	086979-1	2
8	Pin, S-Zn 6.3x45 Cotter	F81045-2	6
9	Cylinder, CJ-S96-16-70/32/178 Hydraulic	088589	1
	GASKET, WM 70/32H178AU(088589)(088680)	589503-S	1
10	Arm, Hydraulic Log Clamp Link	086974-1	1
11	Bolt, M24x217/39-8.8-B Hex Head Zinc	088586-1	1
12	Nut, M24-04-B Hex Thin Zinc	F81039-3	2

13	Bushing, 5040BS Self-Lubricating	088660	2	
14	Rod Weldment, Log Clamp Vertical	088582-1	1	
15	Block, Log Clamp Steel	088591-1	1	
16	Washer, 8.4 Flat Zinc	F81054-1	8	
17	Bolt, M8x20-8.8-B-Hex Head Full Thread Zinc	F81002-4	8	
18	Flange, Clamp Rod Wiper	088887-1	3	
19	Fitting, 3/16" Straight Grease	P04107	1	
20	Flange, Clamp Rod Wiper	088887-1	1	
21	Wiper, ZZ 50x60x7 Log Clamp Rod	088587	1	
22	Cylinder, CJ-S169-16-40/22/254 Hydraulic	088590	1	
23	Fitting, 1/4" NPT - 1/4" JIC Male Elbow	P09142	2	
24	Screw, M12x55 -8.8-B-Hex Socked Head Cap Zinc	F81004-23	2	
25	Plate, Log Clamp Mount	086975-1	1	
26	Washer, Z 22.5 Split Lock	F81059-4	1	
27	Bolt, M22x1.5x40 -8.8-B-Hex Head Full Thread Zinc	F81009-1	1	
28	Bolt, M10 x 125-8.8 Hex Head Zinc	F81003-18	4	
29	Washer, 10.5 Flat Zinc	F81055-1	8	
30	Nut, M10-8-B Hex Nylon Zinc Lock	F81033-1	4	
31	Bolt, M12x130-8.8-Hex Head Zinc	F81004-36	2	
32	Washer, 13 Flat Zinc	F81056-1	2	
33	Nut, M12-8 Hex Zinc	F81034-1	2	
	STOP KIT, CLAMP	K09485	1	
34	Stop Wldmt, Hydraulic Log Clamp	086980-1	1	
35	Bolt, M12 x 40 8.8 Hex Head Full Thread Zinc	F81004-4	2	
36	Washer, 13 Flat Zinc	F81056-1	2	
37	Nut, M12-8 Hex Nylon Zinc Lock	F81034-2	4	
38	Fitting, 3/8JIC-1/4NPT 90L	015491	2	

9.16 Hydraulic Pull-Down Clamp

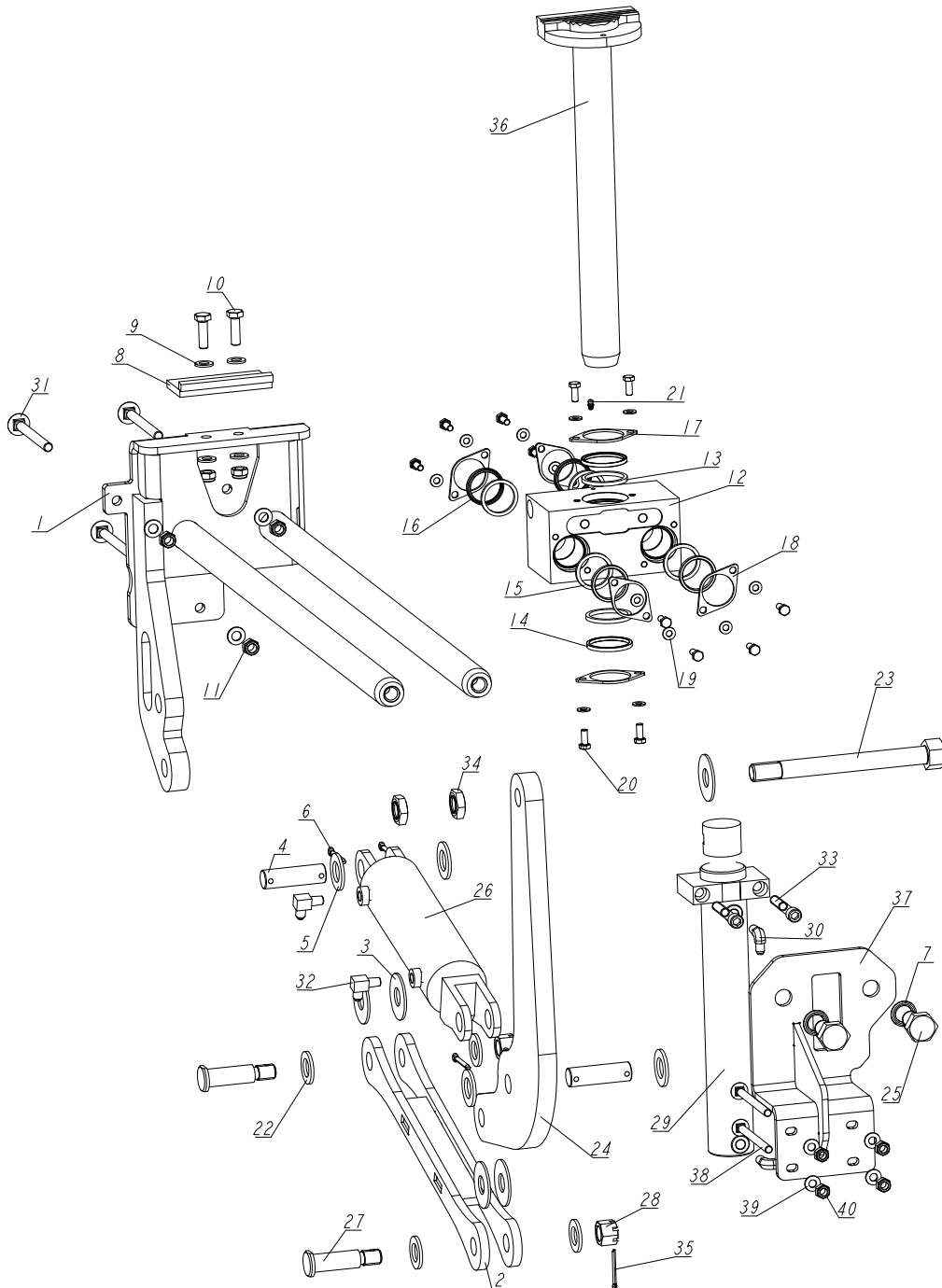
094129_001
094129_MANUAL



REF.	DESCRIPTION (◆ Indicates Parts Available in Assemblies Only)	PART #	QTY
-	CLAMP ASSEMBLY, HYDRAULIC LOG CLAMP – COMPLETE	094129	1
1	BEAM, LOG CLAMP MAIN ZINC-PLATED	094115-1	1
2	PLATE, LOCKING ZINC-PLATED	094117-1	2
3	ROD, LOG CLAMP JAW GUIDE	094116	2
4	JAW WELDMENT, LOG CLAMP ZINC-PLATED	094120-1	2
5	WASHER, 10.2 SPLIT LOCK ZINC	F81055-2	26
6	BOLT, M10X35-8.8 HEX HEAD FULL THREAD ZINC	F81003-17	4
7	WASHER, 8.2 SPLIT LOCK ZINC	F81054-4	6
8	SCREW, M8X40-8.8 HEX SOCKET HEAD CAP ZINC	F81002-29	4
9	BLOCK, LOG CLAMP UP/DOWN	094124-1	2
10	ANGLE, LOG CLAMP BRACKET	094127-1	2
11	LINK, LOG CLAMP IN/OUT SIDE ZINC-PLATED (2)	094099-1	1
12	ARM, LOG CLAMP IN/OUT ZINC-PLATED	094092-1	1
13	LINK, LOG CLAMP IN/OUT SIDE ZINC-PLATED (1)	094097-1	1
14	PIN, LOG CLAMP UP/DOWN	088631	2
15	CYLINDER, CJ7F-16/40/22 + UE2-40W HYDRAULIC	091346	1
16	SCREW, M10X25 8.8 HEX SOCKET HEAD CAP ZINC	F81003-32	4

REF.	DESCRIPTION (◆ Indicates Parts Available in Assemblies Only)	PART #	QTY
17	PLATE WELDMENT, HYDRAULIC CYLINDER MOUNTING	094094-1	1
-	GUIDE BLOCK W/SELF-LUBRICATING BUSHINGS	090544	2
18	BLOCK WELDMENT, LOG CLAMP GUIDE PTD	090543-1	1
19	BUSHING, 3040BS SELF-LUBRICATING	088676	2
20	PIN, 25X75 ZINC-PLATED	088659-1	1
21	WASHER, 28 FLAT ZINC	F81061-1	2
22	PIN, S-ZN 5X40 COTTER	F81043-31	6
23	WASHER, 16.3 SPLIT LOCK ZINC	F81058-2	2
24	SCREW, M16X55-8.8 HEX SOCKET HEAD CAP ZINC	F81006-18	2
25	PLUG, M33 THREAD #12428	089839	2
26	WASHER, 10.5 FLAT ZINC	F81055-1	18
27	NUT, M10-8-B HEX NYLON ZINC LOCK	F81033-1	18
28	SCREW, M10X35 8.8 HEX SOCKET HEAD CAP ZINC	F81003-56	4
29	BOLT, M10X40-8.8 HEX HEAD FULL THREAD ZINC	F81003-16	4
30	BOLT, M10X75-8.8 HEX HEAD ZINC	F81003-15	2
31	BOLT, M10X95-8.8-B HEX HEAD ZINC	F81003-71	8
32	BUSHING, JFM-2023-21 FLANGED	094113	8
33	RING, W31 INSIDE RETAINING	F81090-53	8
34	WASHER, ZINC-PLATED SPACER	094128-1	2
35	BOLT, M8X12-8.8 HEX HEAD FULL THREAD ZINC	F81002-6	2
36	CYLINDER, SJ2F-16-40/22/80 HYDRAULIC	093880	1
37	WASHER, 21 FLAT ZINC	F81059-2	6
38	FITTING, 1/4NPTX1/4JIC MALE ELBOW	P09142	4

9.17 Main Log Clamp (540970)



REF.	DESCRIPTION (◆ indicates parts available in assemblies only)	PART #	QTY
-	MAIN LOG CLAMP	540970	1
1	ROD ASSEMBLY, MAIN LOG CLAMP	540969-1	1
2	ARM WELDMENT, HYDRAULIC CLAMP LINK PTD	086963-1	1
3	WASHER, 25 X 63 ZINC-PLATED	088585-1	5
4	PIN, HYDRAULIC CYLINDER ZINC-PLATED	086979-1	2
5	WASHER 28 FE/ZN5	F81061-1	4
6	PIN, S-ZN 6,3X45 PN-76/M-82001	F81045-2	4
7	WASHER, Z 22.5 SPLIT LOCK ZINC	F81059-4	2

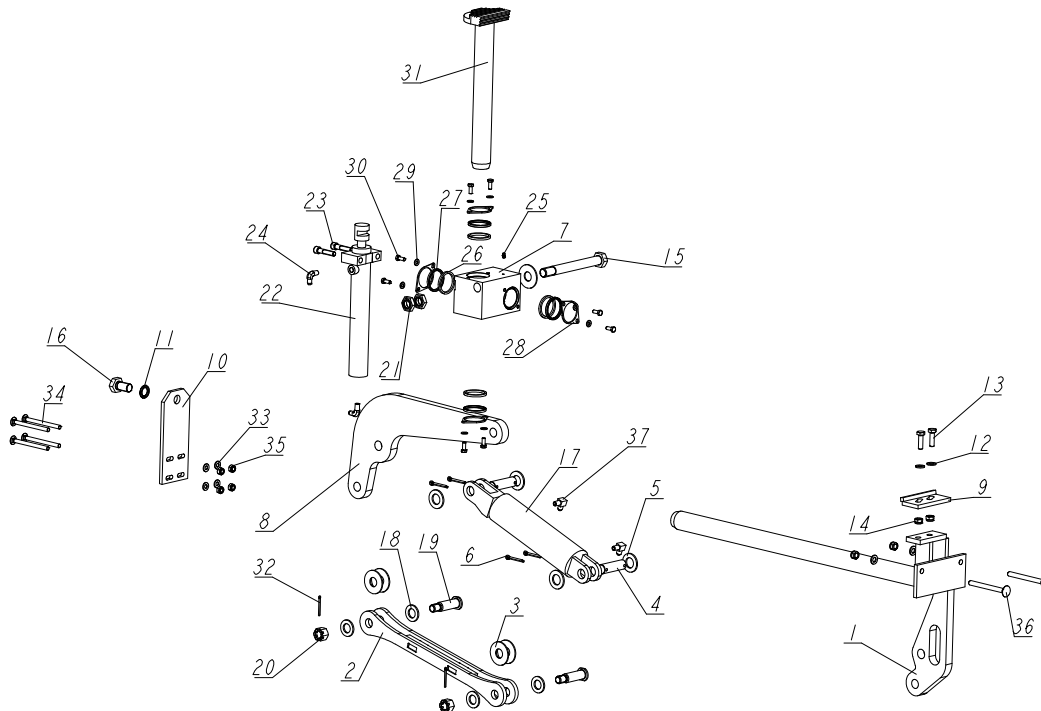
9 Hydraulic System

Main Log Clamp (540970)

REF.	DESCRIPTION (◆ indicates parts available in assemblies only)	PART #	QTY
8	STOP WLDMT, HYDRAULIC LOG CLAMP PAINTED	086980-1	1
9	WASHER, 13 FLAT ZINC	F81056-1	7
10	BOLT, M12X40 8.8 HEX HEAD FULL THR.ZINC	F81004-4	2
11	NUT, M12-8 HEX NYLON ZINC LOCK	F81034-2	5
-	BLOCK, STEEL W/BUSHINGS - COMPLETE	521951	1
12	BLOCK, STEEL W/BUSHINGS	521950-1	1
13	SPACER, HYDRAULIC LOG CLAMP	089324	2
14	WIPER, ZZ 50X60X7 INCO LOG CLAMP ROD	088587	2
15	WASHER, WIPER - WIDE	525080	4
16	WIPER, ZZ-40X50X5/7	525079	4
17	FLANGE, CLAMP ROD WIPER PAINTED	088887-1	2
18	FLANGE, WIPER	525081-1	4
19	WASHER, 8.4 FLAT ZINC	F81054-1	12
20	BOLT, M8X20-8.8-B HEX HEAD FULL THREAD ZINC	F81002-4	12
21	FITTING, 3/16X3/16 STRAIGHT GREASE	P04107	1
22	WASHER, 25 FLAT ZINC	F81061-3	4
23	BOLT M24X240-8.8-B HEX HEAD ZINC	F81009-17	1
24	ARM, LOG CLAMP	547699-1	1
25	BOLT,M22X1,5X40-8.8-B HEX HEAD FULL ZINC	F81009-1	2
26	CYLINDER, CJ-596-16-70/32/78 HYDRAULIC	088589	1
	GASKET, WM 70/32H178AU(088589)(088680)	589503-S	1
27	PIN, B 24X95/85 CLEVIS ZINC	F81049-2	2
28	NUT, Z M20-8-B SLOTTED CASTLE ZINC	F81037-3	2
29	CYLINDER, CJ-S582-16-50/35/300	711617	1
30	FITTING, 1/4NPTX1/4JIC MALE ELBOW	P09142	2
31	BOLT, M12X130-8.8 CARRIAGE HEAD ZINC	F81004-26	3
32	FITTING, 3/8JIC-1/4NPT 90L	015491	2
33	SCREW, M12X80-8.8 HEX SOCKET HEAD CAP ZINC	F81004-20	2
34	NUT, M24-04-B HEX THIN ZINC	F81039-3	2
35	PIN, 4X30 COTTER ZINC-PLATED	F81043-22	2
36	ROD ASSEMBLY, VERTICAL	710735-1	1
37	BRACKET, COMPLETE	547682-1	1
38	BOLT, M10X125 CARRIAGE	F81003-34	4
39	WASHER, 10.5 FLAT ZINC	F81055-1	4
40	NUT, M10-8-B HEX NYLON ZINC LOCK	F81033-1	4

9.18 Two-Plane Log Clamp - M-type Frame +100 (544213)

544213_001
544213_MANUAL



REF.	DESCRIPTION (◆ indicates parts available in assemblies only)	PART #	QTY
-	TWO-PLANE LOG CLAMP (M-TYPE FRAME +100)	544213	1
1	ROD ASSEMBLY, TWO-PLANE LOG CLAMP	544212-1	1
2	ARM WELDMENT, HYDRAULIC CLAMP LINK PTD	086963-1	1
3	WASHER, 25 X 63	088585	5
4	PIN, HYDRAULIC CYLINDER ZINC-PLATED	086979-1	2
5	WASHER 28 FE/ZN5	F81061-1	4
6	PIN, S-ZN 6,3X45 PN-76/M-82001	F81045-2	4
7	BLOCK, LOG CLAMP PAINTED STEEL	088591-1	1
8	ARM, LX450 HYDRAULIC CLAMP LINK	518923-1	1
9	STOP WLDMT, HYDRAULIC LOG CLAMP PAINTED	086980-1	1
10	MOUNTING PLATE, PAINTED	551125-1	1
11	WASHER, Z 22.5 SPLIT LOCK ZINC	F81059-4	1
12	WASHER, 13 FLAT ZINC	F81056-1	4
13	BOLT, M12X40 8.8 HEX HEAD FULL THR.ZINC	F81004-4	2
14	NUT, M12-8 HEX NYLON ZINC LOCK	F81034-2	4
15	BOLT, M24X217/39-8.8-B HEX HEAD ZINC	088586-1	1
16	BOLT, M22X1,5X40-8.8-B HEX HEAD FULL ZINC	F81009-1	1
17	CYLINDER, CJ-596-16-70/32/78 HYDRAULIC	088589	1
	GASKET, WM 70/32H178AU(088589)(088680)	589503-S	1
18	WASHER, 25 FLAT ZINC	F81061-3	4
19	PIN, B 24X95/85 CLEVIS ZINC	F81049-2	2
20	NUT, Z M20-8-B SLOTTED CASTLE ZINC	F81037-3	2
21	NUT, M24-04-B HEX THIN ZINC	F81039-3	2

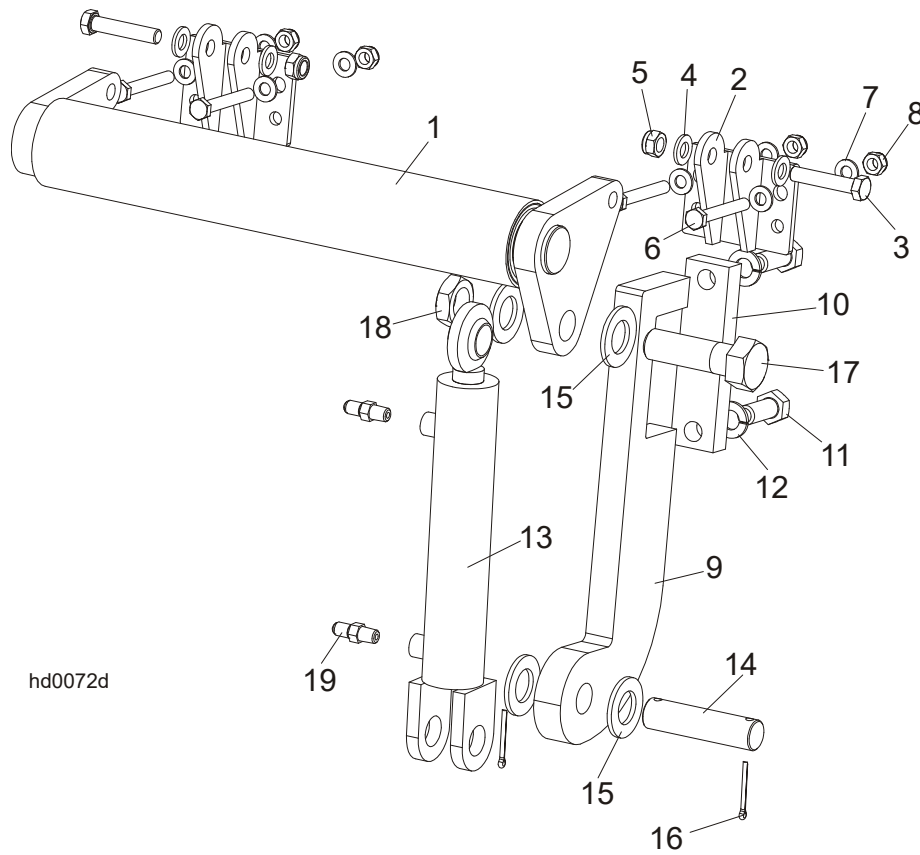


Hydraulic System

Two-Plane Log Clamp - M-type Frame +100 (544213)

REF.	DESCRIPTION (◆ indicates parts available in assemblies only)	PART #	QTY	
22	CYLINDER, CJ-S169-16-40/22/254 HYDRAULIC	088590	1	
23	SCREW, M12X55-8.8-B HEX SOCKET HEAD CAP	F81004-23	2	
24	FITTING, 1/4NPTX1/4JIC MALE ELBOW	P09142	2	
25	FITTING, 3/16X3/16 STRAIGHT GREASE	P04107	1	
26	SPACER, HYDRAULIC LOG CLAMP	089324	4	
27	WIPER, ZZ 50X60X7 INCO LOG CLAMP ROD	088587	4	
28	FLANGE, CLAMP ROD WIPER PAINTED	088887-1	4	
29	WASHER, 8.4 FLAT ZINC	F81054-1	8	
30	BOLT, M8X20-8.8-B HEX HEAD FULL THREAD Z	F81002-4	8	
31	ROD WELDMENT, LOG CLAMP VERTICAL PAINTED	088582-1	1	
32	PIN, S-ZN 4 X 45 COTTER	F81043-21	2	
33	WASHER, 10.5 FLAT ZINC	F81055-1	4	
34	BOLT, M10X125 CARRIAGE	F81003-34	4	
35	NUT, M10-8-B HEX NYLON ZINC LOCK	F81033-1	4	
36	BOLT, M12X130-8.8 CARRIAGE HEAD ZINC	F81004-26	2	
37	FITTING, 3/8JIC-1/4NPT 90L	015491	2	

9.19 Hydraulic Toe Board

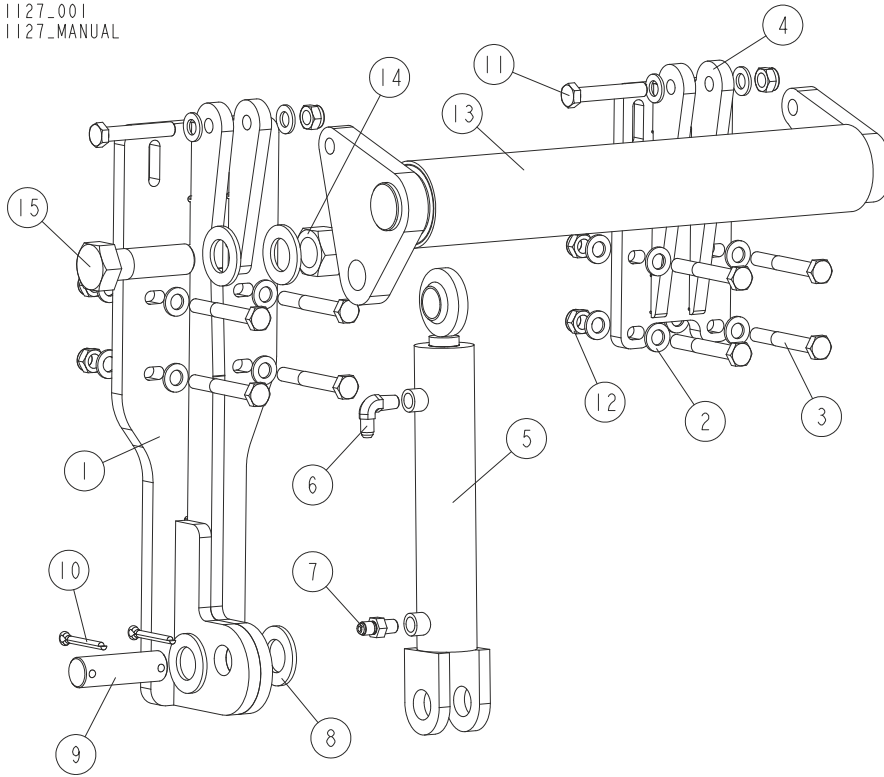


hd0072d

REF.	DESCRIPTION (◆ Indicates Parts Available In Assemblies Only)	PART #	QTY
	HYDRAULIC TOE BOARD - FRONT	092613	1
	HYDRAULIC TOE BOARD - REAR	092634	1
1	Toe Board Weldment, Hydraulic - Front	092612-1	1
	Toe Board Weldment, Hydraulic - Rear	086253-1	1
2	Bracket, Toe Board Roller Mount	087903-1	4
3	Bolt, M12x60-8.8 Hex Head Zinc	F81004-5	4
4	Washer, 13 Flat Zinc	F81056-1	8
5	Nut, M12-8 Hex Nylon Zinc Lock	F81034-2	4
6	Bolt, M10x75-8.8 Hex Head Zinc	F81003-15	8
7	Washer, 10.5 Flat Zinc	F81055-1	16
8	Nut, M10-8-B Nylon Hex Zinc Lock	F81033-1	8
9	Bracket, Hydraulic Toeboard Mount	087729-1	2
10	Plate, Hydraulic Toeboard Mount	090086-1	2
11	Bolt, M16x40-8.8 Hex Head Full Thread Zinc	F81006-13	4
12	Washer, 17 Split Lock	F81058-2	4
13	Cylinder, CJ-S170-16-40/25/152 Hydraulic	088681	2
14	Pin, Cylinder Mount	086979-1	2
15	Washer, 28 Flat Zinc	F81061-1	8
16	Pin, 3/16x1.5 Cotter	F05012-23	4
17	Bolt, 1-8x31/4 Hex Head Grade 5	F05009-51	2
18	Nut, 1-14 Hex Jam Unplated	F05010-117	2
19	Fitting, 1/4NPTx1/4JIC Male	P09143	4

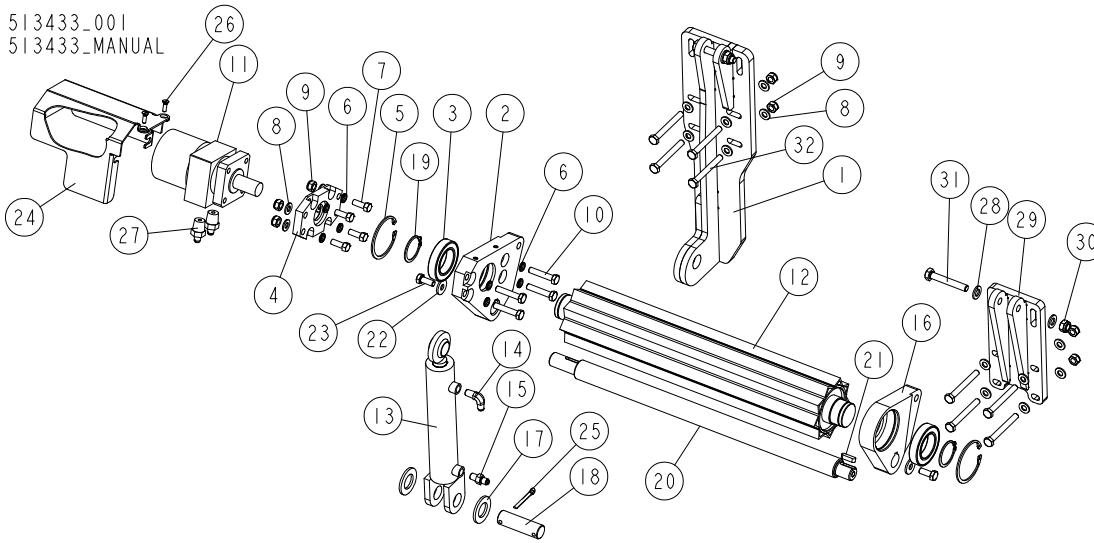
9.20 Hydraulic Toe Board, Bottom Bed Rail (Option)

511127_001
511127_MANUAL



REF.	DESCRIPTION (◆ Indicates Parts Available In Assemblies Only)	PART #	QTY
-	HYDRAULIC TOE BOARD, RIGHT	511127	2
1	BRACKET, HYDRAULIC TOE BOARD RIGHT	510605-1	1
2	WASHER, 13-FLAT ZINC	F81056-1	20
3	BOLT, M12X90 8.8 HEX HEAD ZINC	F81004-2	8
4	BRACKET WELDMENT, HYDRAULIC TOE BOARD	520099-1	1
-	CYLINDER, HYDRAULIC TOE BOARD	085937	1
5	CYLINDER, CJ-S170-16-40/25/152 HYDR.	088681	1
6	FITTING, 1/4NPTX1/4JIC MALE ELBOW	P09142	1
7	FITTING, 1/4NPTX1/4JIC MALE	P09143	1
8	WASHER, 28	F81061-1	4
9	PIN, HYDRAULIC CYLINDER ZINC-PLATED	086979-1	1
10	PIN, S-ZN-6.3X45 COTTER	F81045-2	2
11	BOLT, M12X70-8.8-HEX HEAD ZINC	F81004-39	2
12	NUT, M12 8 HEX NYLON ZINC LOCK	F81034-2	10
13	TOE BOARD WELDMENT, FRONT HYDRAULIC	092612-1	1
14	NUT, 1-8 HEX NYLON LOCK ZINC	F05010-109	1
15	BOLT, 1-8X3 1/4 HEX HEAD GR5	F05009-51	1

9.21 Driven Log Levelling Roller (mounted on lower bed rail)



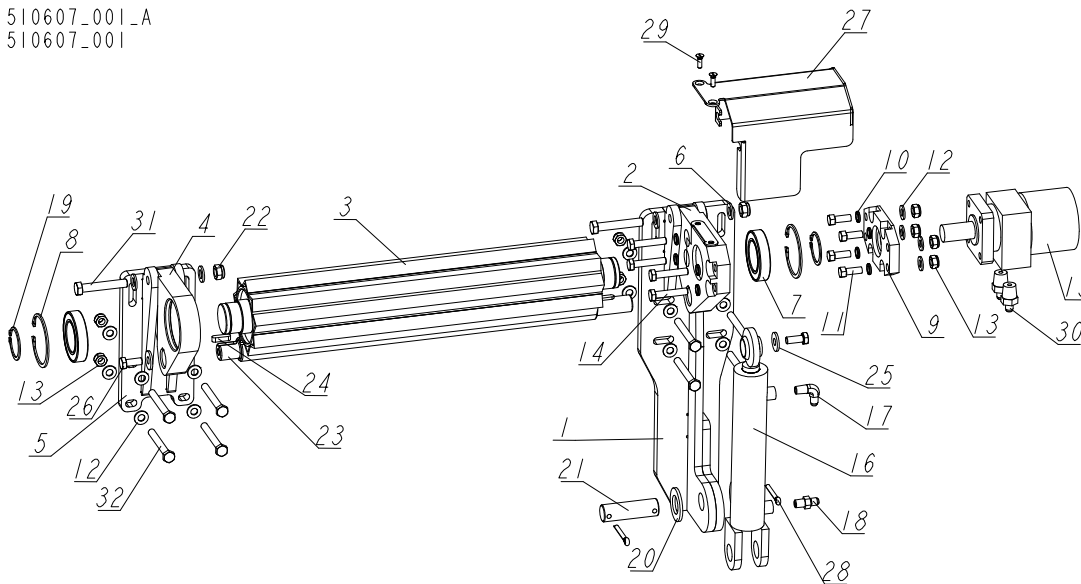
REF.	DESCRIPTION (◆ Indicates Parts Available In Assemblies Only)	PART #	QTY
-	ROLLER, DRIVEN LOG LEVELLING (LOWER BED RAIL)	513433	1
1	BRACKET WELDMENT, DRIVEN LOG LEVELLING ROLLER	510605-1	1
2	BRACKET, SIDE W/HYDROMOTOR CONNECTOR	096029-1	1
3	BEARING, 6009.2RSR (FAG)	096025	2
4	PLATE, HYDRAULIC MOTOR MOUNT	096030-1	1
5	RING, W 75 INSIDE RETAINING	F81090-41	2
6	WASHER, Z 10.2 SPLIT LOCK ZINC	F81055-2	8
7	BOLT, 3/8-16X1 HHC	F05007-7	4
8	WASHER, 10.5 FLAT ZINC	F81055-1	20
9	NUT, M10-8-B HEX NYLON ZINC LOCK	F81033-1	12
10	BOLT, M10X50-8.8 HEX HEAD FULL THREAD ZINC	F81003-4	4
11	MOTOR, MG06-13-13AAAB HYDRAULIC	P21506	1
12	ROLLER WELDMENT, DRIVEN LOG LEVELLING	096028-1	1
-	CYLINDER ASSEMBLY, HYDRAULIC	085937	1
13	CYLINDER, CJ-S170-16-40/25/152 HYDRAULIC	088681	1
14	FITTING, 1/4NPTX1/4JIC MALE ELBOW	P09142	1
15	FITTING, 1/4NPTX1/4JIC MALE	P09143	1
16	BRACKET, SIDE	096031-1	1
17	WASHER, 28 FLAT ZINC	F81061-1	2
18	PIN, HYDRAULIC CYLINDER ZINC-PLATED	086979-1	1
19	RING, Z 45 OUTSIDE RETAINING	F81090-32	2
20	ROD, CONNECTION	096034-1	1
21	KEY, A8X7X28 PARALLEL	096035	2
22	WASHER, 10.5 SPECIAL FLAT ZINC	F81055-6	2
23	BOLT, M10X25 8.8 HEX HEAD FULL THREAD	F81003-31	2
24	GUARD, HYDRAULIC MOTOR	096037-1	1
25	PIN, S-ZN-6.3X45 COTTER	F81045-2	1
26	SCREW, M6X20-5.8-B SLOTTED COUNTERSUNK HEAD ZINC	F81001-31	2
27	FITTING, 1/2-14NPT/ 7/16-20UNF STRAIGHT W/MALE THREAD	096919	2
28	WASHER, 13 FLAT ZINC	F81056-1	4

9**Hydraulic System***Driven Log Levelling Roller (mounted on lower bed rail)*

REF.	DESCRIPTION (◆ Indicates Parts Available In Assemblies Only)	PART #	QTY	
29	BRACKET WELDMENT, ROLLER	520099-1	1	
30	NUT, M12 8 HEX NYLON ZINC LOCK	F81034-2	2	
31	BOLT, M12X75-8.8 HEX HEAD FULL THREAD ZINC	F81004-10	2	
32	BOLT, M10X85-8.8 HEX HEAD ZINC	F81003-125	8	

9.22 Driven Log Levelling Roller, Lower Bed Rail (Option)

510607-001-A
510607-001



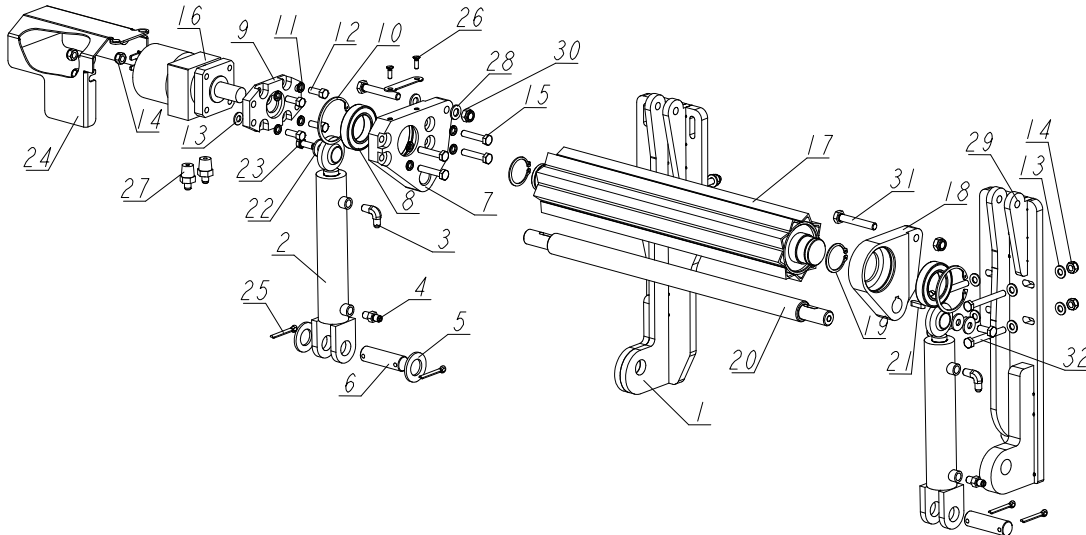
REF.	DESCRIPTION (◆ Indicates Parts Available In Assemblies Only)	PART#	QTY
-	DRIVEN LOG LEVELLING ROLLER - LEFT W/CLAMP	510607	1
1	BRACKET, ROLLER RIGHT	527018-1	1
2	BRACKET, SIDE	507684-1	1
3	ROLLER WELDMENT, DRIVEN LOG LEVELLING	096028-1	1
4	BRACKET, SIDE	507687-1	1
5	BRACKET WELDMENT, ROLLER	520099-1	1
6	WASHER, 13 FLAT ZINC	F81056-1	21
7	BEARING, 6009.2RSR (FAG)	096025	2
8	RING, W 75 INSIDE RETAINING	F81090-41	2
9	PLATE, HYDRAULIC MOTOR MOUNT	096030-1	1
10	WASHER, Z 10.2 SPLIT LOCK ZINC	F81055-2	8
11	BOLT, 3/8-16X1 HHC	F05007-7	4
12	WASHER, 10.5 FLAT ZINC	F81055-1	4
13	NUT, M10-8-B HEX NYLON ZINC LOCK	F81033-1	4
14	BOLT, M10X50-8.8 HEX HEAD FULL THREAD ZINC	F81003-4	4
15	MOTOR, MG06-13-13AAAB HYDRAULIC	P21506	1
-	CYLINDER, HYDRAULIC TOE BOARD	085937	1
16	CYLINDER, CJ-S170-16-40/25/152 HYDRAULIC	088681	1
17	FITTING, 1/4NPTX1/4JIC MALE ELBOW	P09142	1
18	FITTING, 1/4NPTX1/4JIC MALE	P09143	1
19	RING, Z 45 OUTSIDE RETAINING	F81090-32	2
20	WASHER, 28 FLAT ZINC	F81061-1	2
21	PIN, 25.4X84	086979	1
22	NUT, M12 8 HEX NYLON ZINC LOCK	F81034-2	11
23	ROD, CONNECTION	096034	1
24	KEY, A8X7X28 PARALLEL	096035	2
25	WASHER, 10.5 SPECIAL FLAT ZINC	F81055-6	2

Hydraulic System*Driven Log Levelling Roller, Lower Bed Rail (Option)*

REF.	DESCRIPTION (◆ Indicates Parts Available In Assemblies Only)	PART#	QTY	
26	BOLT, M10X25 8.8 HEX HEAD FULL THREAD	F81003-31	2	
27	GUARD, HYDRAULIC MOTOR	507690-1	1	
28	PIN, S-ZN-6.3X45 COTTER	F81045-2	2	
29	SCREW, M6X20-5.8-B SLOTTED COUNTERSUNK HEAD ZINC	F81001-31	2	
30	FITTING, 1/2-14NPT/ 7/16-20UNF STRAIGHT W/MALE THREAD	096919	2	
31	BOLT, M12X70-8.8 HEX HEAD ZINC	F81004-39	2	
32	BOLT, M12X90 8.8 HEX HEAD ZINC	F81004-2	8	

9.23 Driven Log Levelling Roller, Right w/2 Cylinders (Option)

526160_001_A
526160_MANUAL



REF	DESCRIPTION (◆ indicates parts available in assemblies only)	PART #	QTY
-	ROLLER, DRIVEN LOG LEVELLING - RIGHT W/2	526160	1
-	ROLLER, DRIVEN LOG LEVELLING - FOR LOG SIDE SUPPORTS	545662	1
1	BRACKET WELDMENT, POWER ROLLER	510605-1	1
2	BRACKET, SIDE W/HYDRO MOTOR CONNECTOR	096029-1	1
3	BEARING, 6009.2RSR	096025	2
4	PLATE, PUMP MOUNT	096030-1	1
5	RING, W75 INSIDE RETAINING	F81090-41	2
6	WASHER, 10.2 SPLIT LOCK ZINC	F81055-2	8
7	SCREW, 3/8-16X1 HHC	F05007-7	4
8	WASHER, 10.5 FLAT ZINC	F81055-1	4
9	NUT, M10-8-B HEX NYLON ZINC LOCK	F81033-1	4
10	BOLT, M10X50MM,HEX HEAD FULL THRD ZINC	F81003-4	4
11	MOTOR, MG06-13-13AAAB HYD	P21506	1
12	ROLLER, PIVOT - WLDMT	096028-1	1
-	CYLINDER, HYDRAULIC TOE BOARDS	085937	2
13	CYLINDER, CJ-S170-16-40/25/152 HYDRAULIC	088681	1
14	FITTING, 1/4NPTX1/4JIC MALE ELBOW	P09142	1
15	FITTING, 1/4NPTX1/4JIC MALE	P09143	1
16	BRACKET	096031-1	1
17	WASHER 28 FE/ZN5	F81061-1	2
18	PIN, HYDRAULIC CYLINDER ZINC-PLATED	086979-1	2
19	RING, Z 45 SPRING RETAINING	F81090-32	2
20	ROD, CONNECTION	520349	1
21	KEY, A 8X7X28 PN-70/M-85005	096035	2
22	WASHER,10.5 ZINC FLAT SPECIAL	F81055-6	3
23	BOLT, M10 X 25 8.8 FE/ZN5, PN-M/82105	F81003-31	2
24	COVER, HYDRAULIC MOTOR	096037-1	1
25	PIN, S-ZN 6,3X45 PN-76/M-82001	F81045-2	4

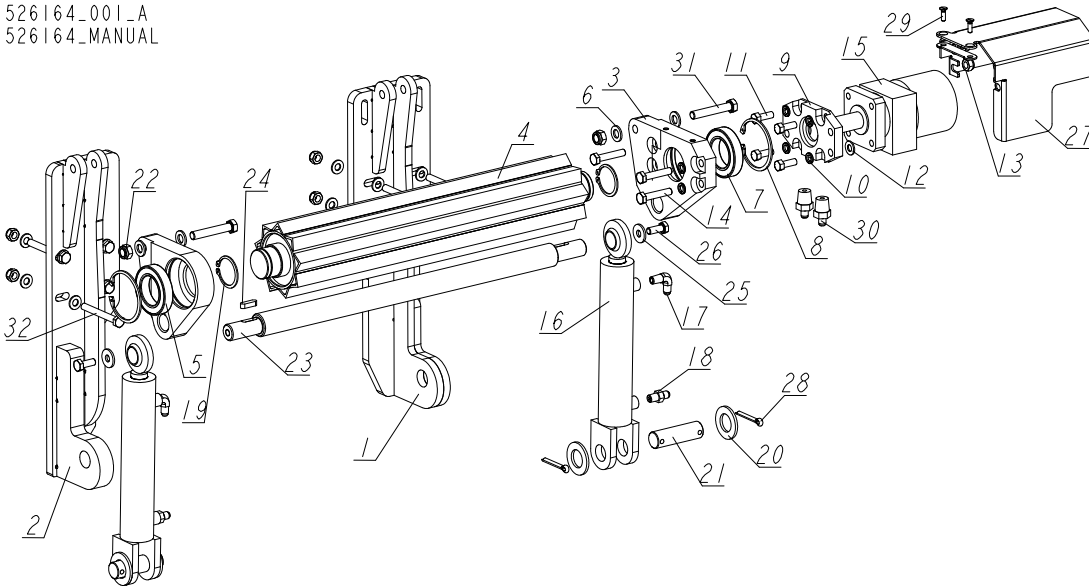
REF	DESCRIPTION (◆ indicates parts available in assemblies only)	PART #	QTY	
26	SCREW, M6X20- 4.8-B FE/ZN5 PN-85/M-8220	F81001-31	2	
27	FITTING. 1/2-14NPT/ 7/16-20UNF	096919	2	
28	WASHER, 13 FLAT ZINC	F81056-1	20	
29	BRACKET WELDMENT, CYLINDER MOUNT	526162-1 ¹	1	
	BRACKET WELDMENT, CYLINDER MOUNT	550410-1 ²	1	
30	NUT, M12-8 HEX NYLON ZINC LOCK	F81034-2	10	
31	BOLT M12X75	F81004-10	2	
32	BOLT, M12X90-8.8 HEX HEAD ZINC	F81004-2	8	

¹ Included in 526160

² Included in 545662

9.24 Driven Log Levelling Roller, Left w/2 Cylinders

526164_001_A
 526164_MANUAL



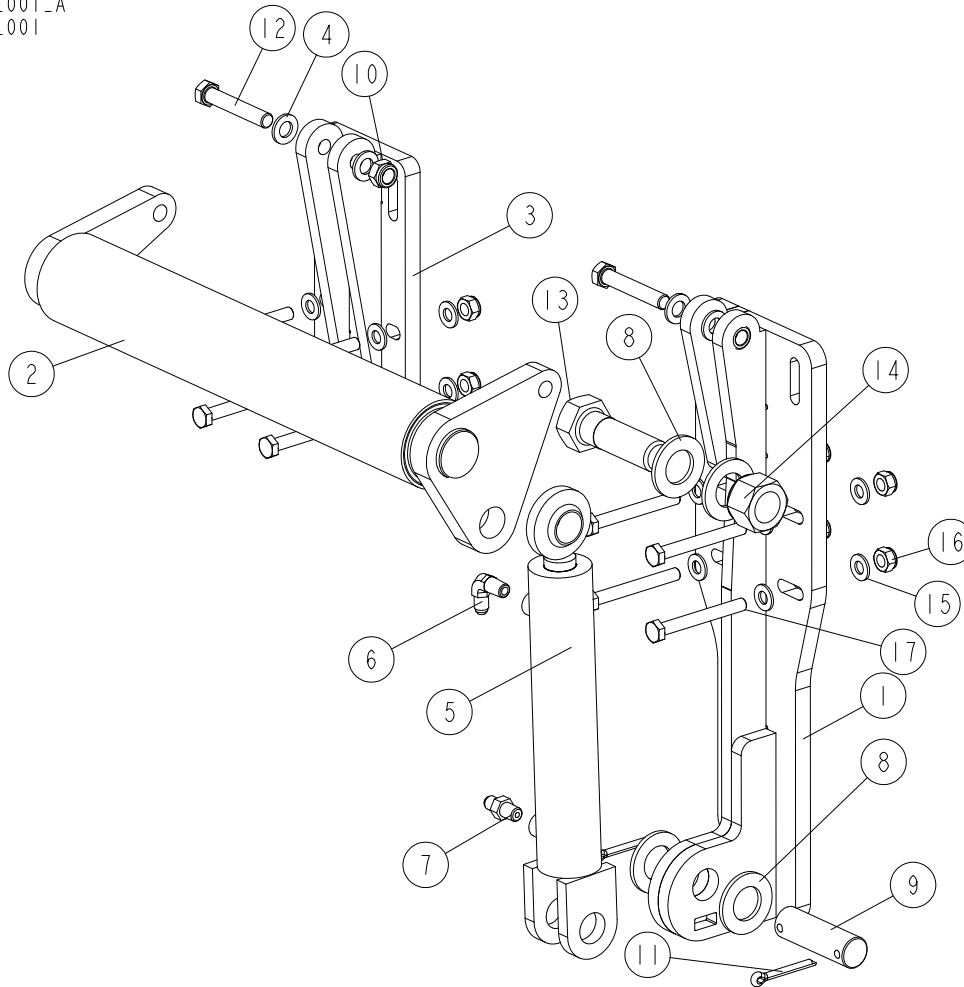
REF.	DESCRIPTION (◆ Indicates Parts Available In Assemblies Only)	PART#	QTY
-	ROLLER, DRIVEN LOG LEVELLING - LEFT W/2 CYLINDERS	526164	1
1	BRACKET WELDMENT, HYDRAULIC CYLINDER MOUNT (LEFT)	527018-1	1
2	BRACKET WELDMENT, HYDRAULIC CYLINDER MOUNT	526150-1	1
3	BRACKET, SIDE W/HYDRO MOTOR CONNECTOR	507684-1	1
4	ROLLER WELDMENT, DRIVEN LOG LEVELLING	096028-1	1
5	BRACKET, SIDE	507687-1	1
6	WASHER, 13 FLAT ZINC	F81056-1	4
7	BEARING, 6009.2RSR (FAG) ROLLING	096025	2
8	RING, W 75 INSIDE RETAINING	F81090-41	2
9	PLATE, HYDRAULIC MOTOR MOUNT	096030-1	1
10	WASHER, Z 10.2 SPLIT LOCK ZINC	F81055-2	8
11	BOLT, 3/8-16X1 HH	F05007-7	4
12	WASHER, 10.5 FLAT ZINC	F81055-1	20
13	NUT, M10-8-B HEX NYLON ZINC LOCK	F81033-1	4
14	BOLT, M10X50-8.8 HEX HEAD FULL THREAD ZINC	F81003-4	4
15	MOTOR, MG06-13-13AAAB HYDRAULIC	P21506	1
-	CYLINDER, HYDRAULIC W/FITTINGS	085937	2
16	CYLINDER, CJ-S170-16-40/25/152 HYDRAULIC	088681	1
17	FITTING, 1/4NPTX1/4JIC MALE ELBOW	P09142	1
18	FITTING, 1/4NPTX1/4JIC MALE	P09143	1
19	RING, Z 45 OUTSIDE RETAINING	F81090-32	2
20	WASHER, 28 FLAT ZINC	F81061-1	4
21	PIN, 25.4X84	086979	2
22	NUT, M12 8 HEX NYLON ZINC LOCK	F81034-2	10
23	ROD, CONNECTION	520349	1
24	KEY, A8X7X28 PARALLEL	096035	2
25	WASHER, 10.5 SPECIAL FLAT ZINC	F81055-6	2
26	BOLT, M10X25 8.8 HEX HEAD FULL THREAD	F81003-31	2

9**Hydraulic System***Driven Log Levelling Roller, Left w/2 Cylinders*

REF.	DESCRIPTION (◆ Indicates Parts Available In Assemblies Only)	PART#	QTY	
27	GUARD, HYDRAULIC MOTOR	507690-1	1	
28	PIN, S-ZN-6.3X45 COTTER	F81045-2	2	
29	SCREW, M6X20-5.8-B SLOTTED COUNTERSUNK HEAD ZINC	F81001-31	2	
30	FITTING, 1/2-14NPT/ 7/16-20UNF STRAIGHT W/MALE THREAD	096919	2	
31	BOLT, M12X70-8.8 HEX HEAD ZINC	F81004-39	2	
32	BOLT, M12X90 8.8 HEX HEAD ZINC	F81004-2	8	

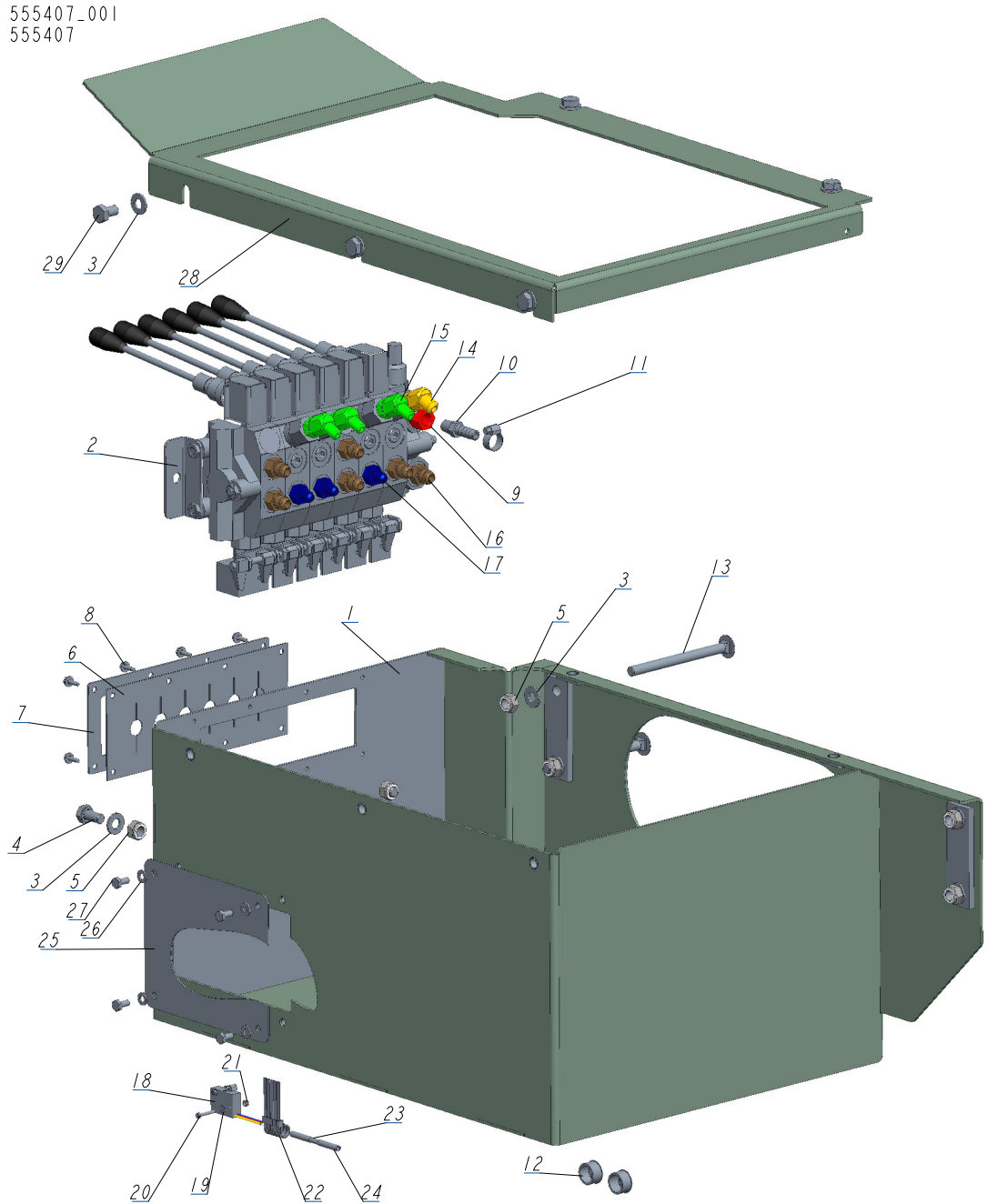
9.25 Left Hydraulic Toe Board (on Lower Bed Rail)

519735_001-A
519735_001



REF.	DESCRIPTION (◆ Indicates Parts Available In Assemblies Only)	PART#	QTY
-	ROLLER, LEFT HYDRAULIC TOE BOARD (MOUNTED ON LOWER BED RAIL)	519735	1
1	BRACKET WELDMENT, HYDRAULIC CYLINDER MOUNT (LEFT)	527018-1	1
2	ROLLER WELDMENT, HYDRAULIC TOE BOARD	086253-1	1
3	BRACKET WELDMENT, ROLLER	520099-1	1
4	WASHER, 13 FLAT ZINC	F81056-1	28
-	CYLINDER ASSEMBLY, HYDRAULIC TOE BOARD	085937	1
5	CYLINDER, CJ-S170-16-40/25/152 HYDRAULIC	088681	1
6	FITTING, 1/4NPTX1/4JIC MALE ELBOW	P09142	1
7	FITTING, 1/4NPTX1/4JIC MALE	P09143	1
8	WASHER, 28 FLAT ZINC	F81061-1	4
9	PIN, HYDRAULIC CYLINDER ZINC-PLATED	086979-1	1
10	NUT, M12 8 HEX NYLON ZINC LOCK	F81034-2	14
11	PIN, S-ZN-6.3X45 COTTER	F81045-2	2
12	BOLT, M12X70-8.8 HEX HEAD ZINC	F81004-39	2
13	BOLT, M12X90 8.8 HEX HEAD ZINC	F81004-2	12
14	BOLT, 1-8X3 1/4 HH GR5	F05009-51	1
15	NUT, 1-8 HEX NYLON LOCK ZINC	F05010-109	1

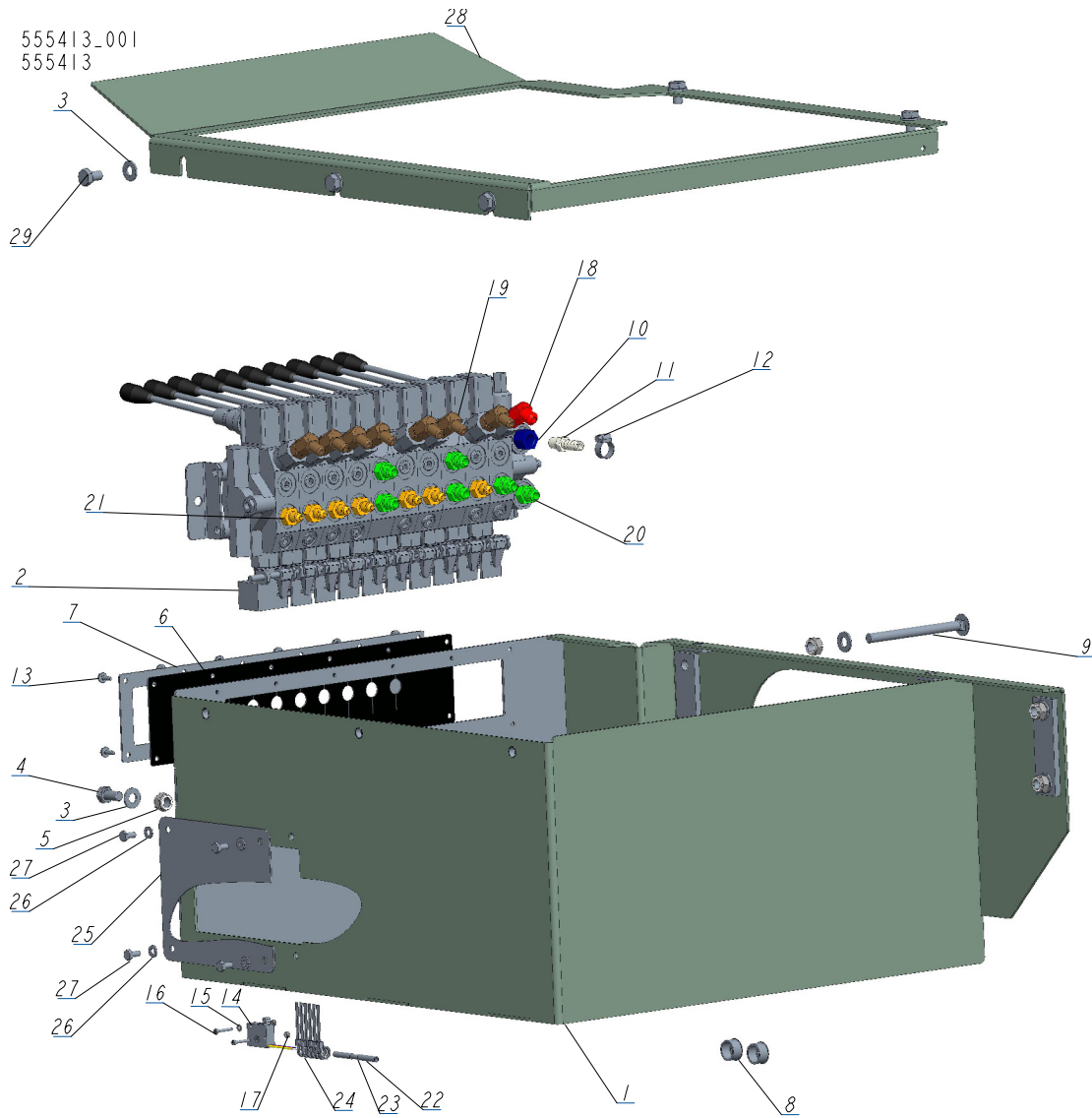
9.26 Front Box. 555407



REF	DESCRIPTION (◆ indicates parts available in assemblies only)	PART #	QTY
-	BOX, FRONT, 6 SEC. DH3/LT20/LT40/70 COMPLETE	555407	1
1	BOX, FRONT	555417-1	1
2	VALVE, 6 SECTION HDS10/6-6	015260_	1
3	WASHER, 10.5 FLAT ZINC	F81055-1	11
4	BOLT, ISO 4017-M10X20-8.8-A2E HEX HEAD	F81003-53	2
5	NUT, M10-8-B HEX NYLON ZINC LOCK	F81033-1	6
6	GUARD, RUBBER VALVE DOUBLE	015079	1
7	COVER, VALVE GUARD PTD	086519-1	1
8	SCREW, #10-24 X 1/2 SELF-TAPPING	F05015-7	8

REF	DESCRIPTION (◆ indicates parts available in assemblies only)	PART #	QTY	
9	FITTING, 6SAE MALE-1/4NPT FEMALE	014686	1	
10	FITTING, 1/4NPT-3/8 BARB	014685	1	
11	CLAMP, 11/16 WORM	061807	1	
12	GROMET, WIRE	P04137	2	
13	BOLT, M10X125 8.8 CARRIAGE ZINC	F81003-34	2	
14	FITTING, #6SAE 45 DEG ELBOW	015489	1	
15	FITTING, #4SAE-#6SAE 45 DEG ELBOW	015488	3	
16	FITTING, 3/8 O-RING-3/8JIC	014687	6	
17	FITTING, 1/4JIC-3/8 O-RING	P26284	3	
18	SWITCH, 2A 125V R-LEVER NO/NC/COM	014765	1	
19	WASHER, 3.2 ZINC	F81050-2	2	
20	SCREW, M3X20-5.8-A ZINC	F81000-8	2	
21	NUT, M3-6 ZINC	F81028-2	2	
22	WRAP, TKUV 20/5 TIE	F05089-1	5	
23	CONNECTOR, 16-14GA FI BUTT	F04875-1	2	
24	CABLE, OLFLEX 400P 2X1	R80583-5	1	
25	CAP	555383-1	1	
26	WASHER, 6.4 ZINC FLAT	F81053-1	4	
27	BOLT, M6X12-8.8 HEX HEAD FULL THREAD ZIN	F81001-7	4	
28	COVER, TOP, BOX FRONT	555458-1	1	
29	BOLT, M10X16-8.8 HEX HEAD FULL THREAD ZI	F81003-13	5	

9.27 Front Box. 555413

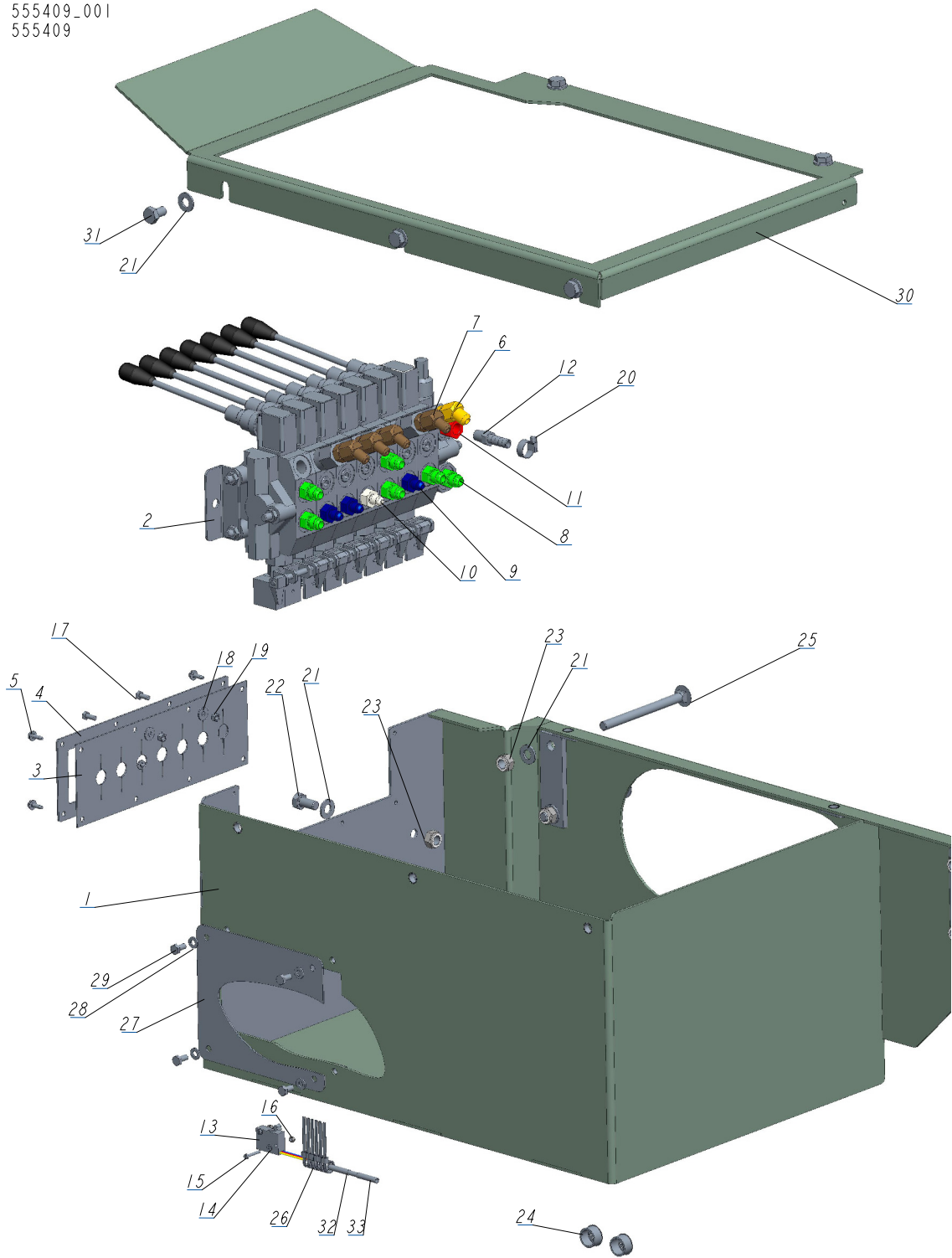


REF	DESCRIPTION (◆ indicates parts available in assemblies only)	PART #	QTY
-	BOX, FRONT 10 SEC. DH5/DH7/LT20/40/70 COMPLETE	555413	1
1	BOX, FRONT	555415-1	1
2	VALVE, HDS11/10-6 10-SECTION	091344	1
3	WASHER, 10.5 FLAT ZINC	F81055-1	11
4	BOLT, ISO 4017-M10X20-8.8-A2E HEX HEAD	F81003-53	2
5	NUT, M10-8-B HEX NYLON ZINC LOCK	F81033-1	6
6	GUARD, 10-SECTION RUBBER HYDRAULIC VALVE	091739	1
7	PLATE, 10-SECTION VALVE	091826-1	1
8	GROMET, WIRE	P04137	2
9	BOLT, M10X125 8.8 CARRIAGE ZINC	F81003-34	2
10	FITTING, 6SAE MALE-1/4NPT FEMALE	014686	1
11	FITTING, 1/4NPT-3/8 BARB	014685	1
12	CLAMP, 11/16 WORM	061807	1
13	#10-24X1/2 SLF TP SC	F05015-7	12
14	SWITCH, 2A 125V R-LEVER NO/NC/COM	014765	1

REF	DESCRIPTION (◆ indicates parts available in assemblies only)	PART #	QTY	
15	WASHER, 3.2 FLAT ZINC	F81050-2	2	
16	SCREW, M3X20-5.8-A SLOTTED CHEESE HEAD Z	F81000-8	2	
17	NUT, M3-6 HEX NYLON ZINC LOCK	F81028-2	2	
18	FITTING, #6SAE 45 DEG ELBOW	015489	1	
19	FITTING, #4SAE-#6SAE 45 DEG ELBOW	015488	7	
20	FITTING, 3/8 O-RING-3/8JIC	014687	6	
21	FITTING, 1/4JIC-3/8 O-RING	P26284	7	
22	CABLE, OLFLEX 400P 2X1	R80583-5	1	
23	CONNECTOR, 16-14GA FI BUTT	F04875-1	2	
24	WRAP, TKUV 20/5 TIE	F05089-1	6	
25	CAP	555383-1	1	
26	WASHER, M6, FLAT,ZINC	F81053-1	4	
27	BOLT, M6X12-8.8 HEX HEAD FULL THREAD ZIN	F81001-7	4	
28	COVER, TOP, BOX, FRONT	555382-1	1	
29	BOLT, M10X16-8.8 HEX HEAD FULL THREAD ZI	F81003-13	5	

9.28 Front Box. 555409

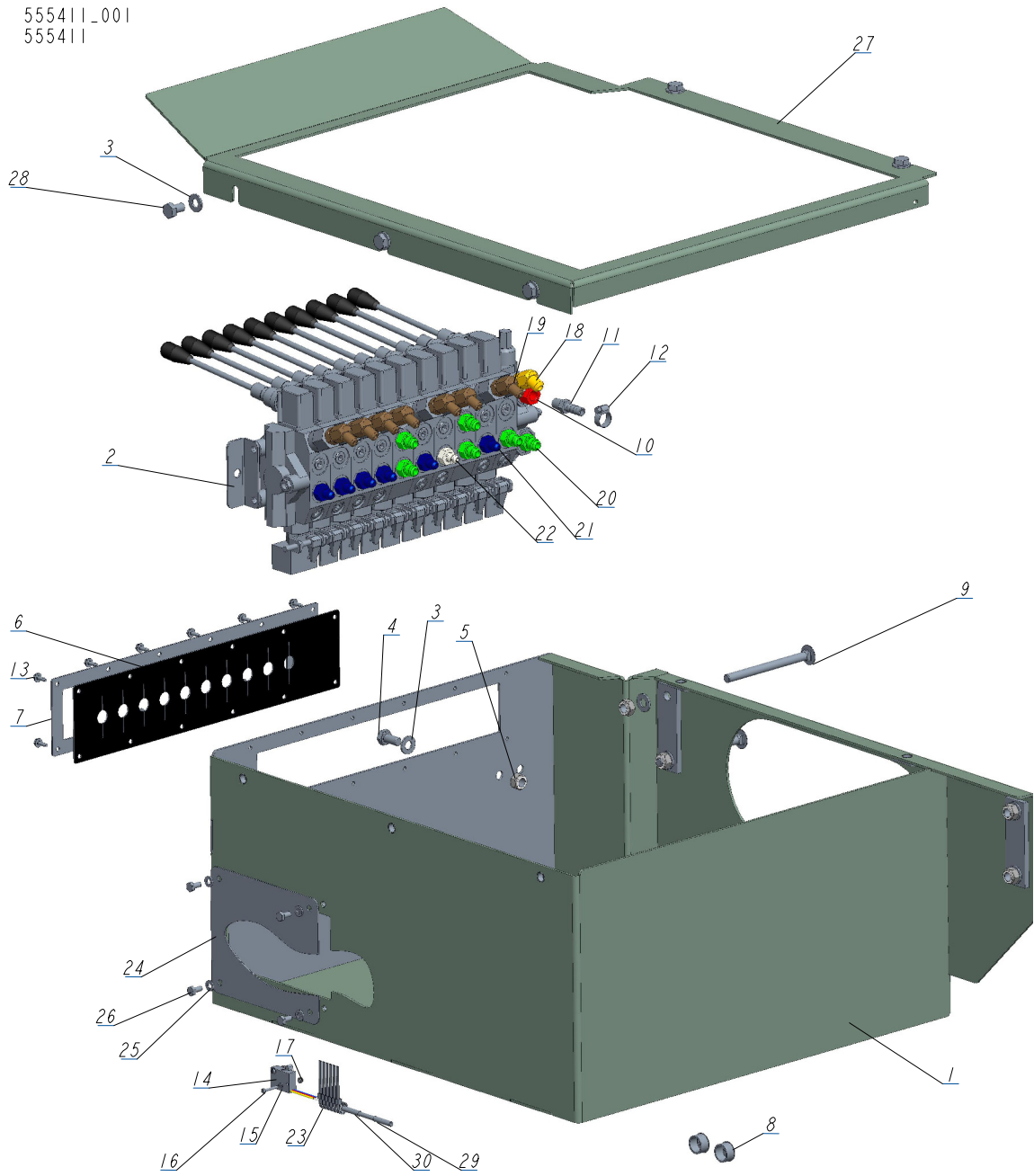
555409_001
555409



REF	DESCRIPTION (◆ indicates parts available in assemblies only)	PART #	QTY
-	BOX FRONT, 7 SEC. DHP3/LT40/70	555409	1
1	BOX, FRONT	555419-1	1
2	VALVE, 7-SECTION DC HYDRAULIC	545657	1
3	GUARD, 7-SECTION HYD. VALVE RUBBER	510566	1
4	PLATE, RUBBER GUARD MOUNTING	510567-1	1

REF	DESCRIPTION (◆ indicates parts available in assemblies only)	PART #	QTY	
5	SCREW, #10-24 X 1/2 SELF-TAPPING	F05015-7	6	
6	FITTING, #6SAE 45 DEG ELBOW	015489	1	
7	FITTING, #4SAE-#6SAE 45 DEG ELBOW	015488	4	
8	FITTING, 3/8 O-RING-3/8JIC	014687	6	
9	FITTING, 1/4JIC-3/8 O-RING	P26284	3	
10	ZN-140 UNF9/16-18/7/16-20	555134	1	
11	FITTING, 6SAE MALE-1/4NPT FEMALE	014686	1	
12	FITTING, 1/4NPT-3/8 BARB	014685	1	
13	SWITCH, 2A 125V R-LEVER NO/NC/COM	014765	1	
14	WASHER, 3.2 ZINC	F81050-2	2	
15	SCREW, M3X20-5.8-A ZINC	F81000-8	2	
16	NUT, M3-6 ZINC	F81028-2	2	
17	BOLT, M5X12-5.8 HEX HEAD FULL THREAD ZIN	F81000-5	2	
18	WASHER, 5.5 SPECIAL FLAT ZINC	F81052-3	2	
19	NUT, M5-8 HEX ZINC	F81030-1	2	
20	CLAMP, 11/16 WORM	061807	1	
21	WASHER, 10.5 FLAT ZINC	F81055-1	11	
22	BOLT, ISO 4017-M10X20-8.8-A2E HEX HEAD	F81003-53	2	
23	NUT, M10-8-B HEX NYLON ZINC LOCK	F81033-1	6	
24	GROMET, WIRE	P04137	2	
25	BOLT, M10X125 8.8 CARRIAGE ZINC	F81003-34	2	
26	WRAP, TKUV 20/5 TIE	F05089-1	6	
27	CAP	555383-1	1	
28	WASHER, 6.4 ZINC FLAT	F81053-1	4	
29	BOLT, M6X12-8.8 HEX HEAD FULL THREAD ZIN	F81001-7	4	
30	COVER, TOP, BOX FRONT	555458-1	1	
31	BOLT, M10X16-8.8 HEX HEAD FULL THREAD ZI	F81003-13	5	
32	CONNECTOR, 16-14GA FI BUTT	F04875-1	2	
33	CABLE, OLFLEX 400P 2X1	R80583-5	1	

9.29 Front Box. 555411

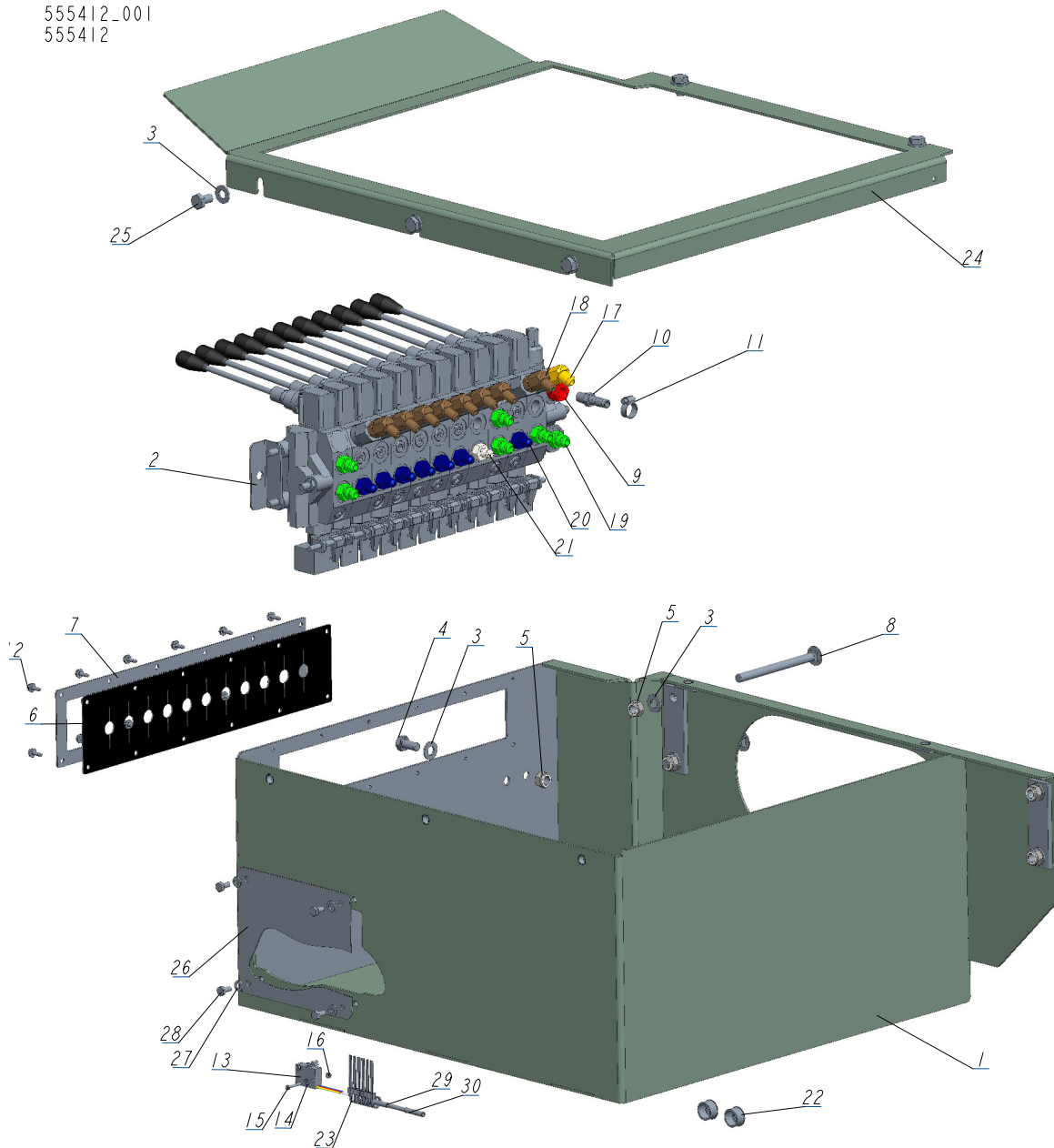


REF	DESCRIPTION (◆ indicates parts available in assemblies only)	PART #	QTY
-	BOX, FRONT, 10 SEC. DHP5/LT40/70 COMPLETE	555411	1
1	BOX, FRONT	555415-1	1
2	VALVE, HDS11/10-6 10-SECTION	091344	1
3	WASHER, 10.5 FLAT ZINC	F81055-1	11
4	BOLT, ISO 4017-M10X20-8.8-A2E HEX HEAD	F81003-53	2
5	NUT, M10-8-B HEX NYLON ZINC LOCK	F81033-1	6
6	GUARD, 10-SECTION RUBBER HYDRAULIC VALVE	091739	1
7	PLATE, 10-SECTION VALVE	091826-1	1
8	GROMET, WIRE	P04137	2

REF	DESCRIPTION (◆ indicates parts available in assemblies only)	PART #	QTY	
9	BOLT, M10X125 8.8 CARRIAGE ZINC	F81003-34	2	
10	FITTING, 6SAE MALE-1/4NPT FEMALE	014686	1	
11	FITTING, 1/4NPT-3/8 BARB	014685	1	
12	CLAMP, 11/16 WORM	061807	1	
13	SCREW, #10-24 X 1/2 SELF-TAPPING	F05015-7	12	
14	SWITCH, 2A 125V R-LEVER NO/NC/COM	014765	1	
15	WASHER, 3.2 ZINC	F81050-2	2	
16	SCREW, M3X20-5.8-A ZINC	F81000-8	2	
17	NUT, M3-6 ZINC	F81028-2	2	
18	FITTING, #6SAE 45 DEG ELBOW	015489	1	
19	FITTING, #4SAE-#6SAE 45 DEG ELBOW	015488	7	
20	FITTING, 3/8 O-RING-3/8JIC	014687	6	
21	FITTING, 1/4JIC-3/8 O-RING	P26284	6	
22	ZN-140 UNF9/16-18/7/16-20	555134	1	
23	WRAP, TKUV 20/5 TIE	F05089-1	6	
24	CAP	555383-1	1	
25	WASHER, 6.4 ZINC FLAT	F81053-1	4	
26	BOLT, M6X12-8.8 HEX HEAD FULL THREAD ZIN	F81001-7	4	
27	COVER, TOP, BOX FRONT	555382-1	1	
28	BOLT, M10X16-8.8 HEX HEAD FULL THREAD ZI	F81003-13	5	
29	CABLE, OLFLEX 400P 2X1	R80583-5	1	
30	CONNECTOR, 16-14GA FI BUTT	F04875-1	2	

9.30 Front Box. 555412

555412_001
555412

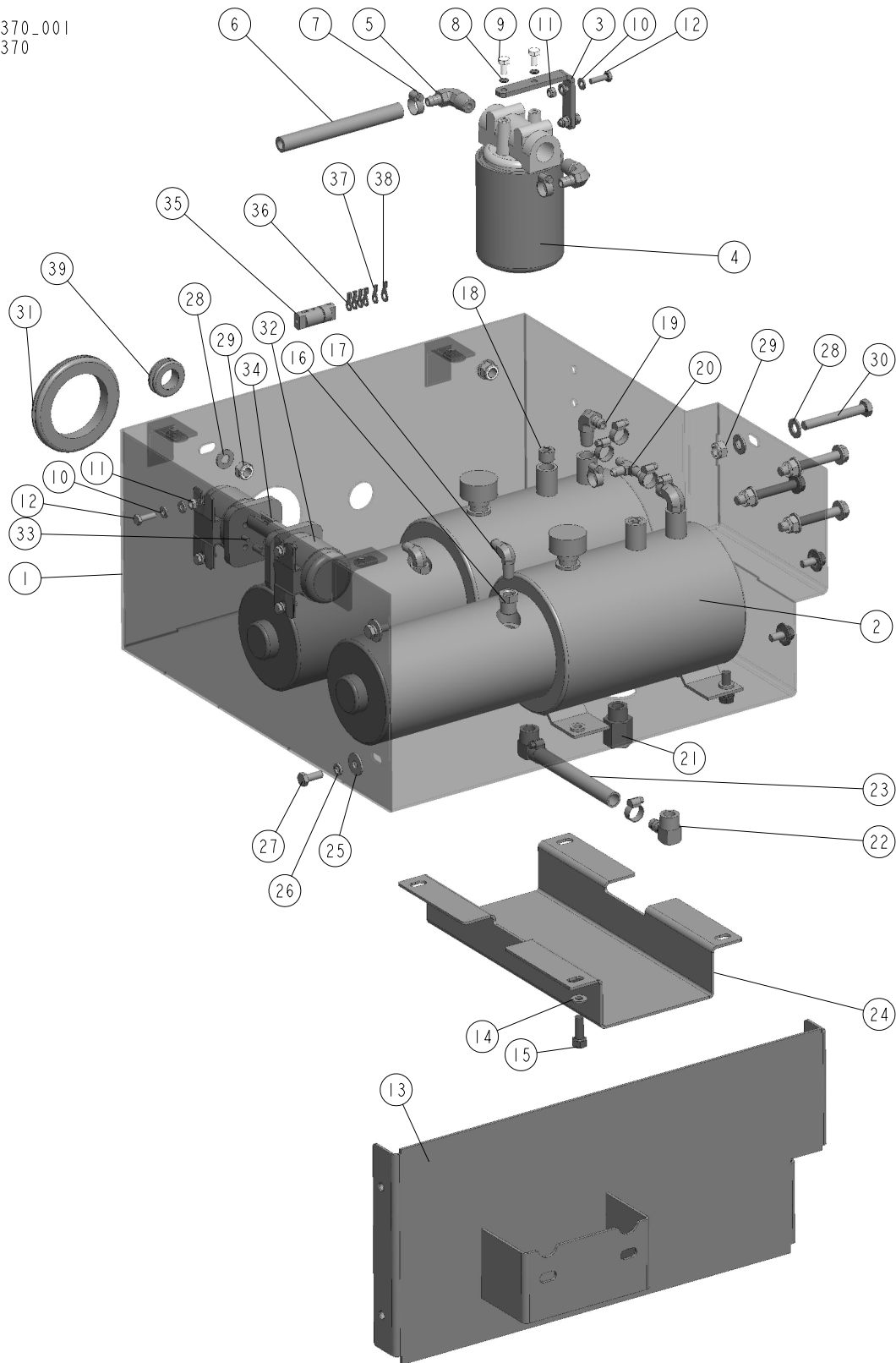


REF	DESCRIPTION (◆ indicates parts available in assemblies only)	PART #	QTY
-	BOX, FRONT 11SEC. DHP7/LT40/70 COMPLETE	555412	1
1	BOX, FRONT	555415-1	1
2	HYDRAULIC VALVE 11 SEC. HDS11/10	510568_	1
3	WASHER, 10.5 FLAT ZINC	F81055-1	11
4	BOLT, ISO 4017-M10X20-8.8-A2E HEX HEAD	F81003-53	2
5	NUT, M10-8-B HEX NYLON ZINC LOCK	F81033-1	6
6	COVER, 11-SECTION VALVE RUBBER	518926	1
7	COVER, 11-SECTION VALVE GUARD	510571-1	1
8	BOLT, M10X125 8.8 CARRIAGE ZINC	F81003-34	2
9	FITTING, 6SAE MALE-1/4NPT FEMALE	014686	1

REF	DESCRIPTION (◆ indicates parts available in assemblies only)	PART #	QTY	
10	FITTING, 1/4NPT-3/8 BARB	014685	1	
11	CLAMP, 11/16 WORM	061807	1	
12	SCREW, #10-24 X 1/2 SELF-TAPPING	F05015-7	12	
13	SWITCH, 2A 125V R-LEVER NO/NC/COM	014765	1	
14	WASHER, 3.2 ZINC	F81050-2	2	
15	SCREW, M3X20-5.8-A ZINC	F81000-8	2	
16	NUT, M3-6 ZINC	F81028-2	2	
17	FITTING, #6SAE 45 DEG ELBOW	015489	1	
18	FITTING, #4SAE-#6SAE 45 DEG ELBOW	015488	8	
19	FITTING, 3/8 O-RING-3/8JIC	014687	6	
20	FITTING, 1/4JIC-3/8 O-RING	P26284	7	
21	ZN-140 UNF9/16-18/7/16-20	555134	1	
22	GROMET, WIRE	P04137	2	
23	WRAP, TKUV 20/5 TIE	F05089-1	6	
24	COVER, TOP, BOX FRONT	555382-1	1	
25	BOLT, M10X16-8.8 HEX HEAD FULL THREAD ZI	F81003-13	5	
26	CAP	555383-1	1	
27	WASHER, 6.4 ZINC FLAT	F81053-1	4	
28	BOLT, M6X12-8.8 HEX HEAD FULL THREAD ZIN	F81001-7	4	
29	CONNECTOR, 16-14GA FI BUTT	F04875-1	2	
30	CABLE, OLFLEX 400P 2X1	R80583-5	1	

9.31 589518-1Rear Box. 555370

555370_001
555370

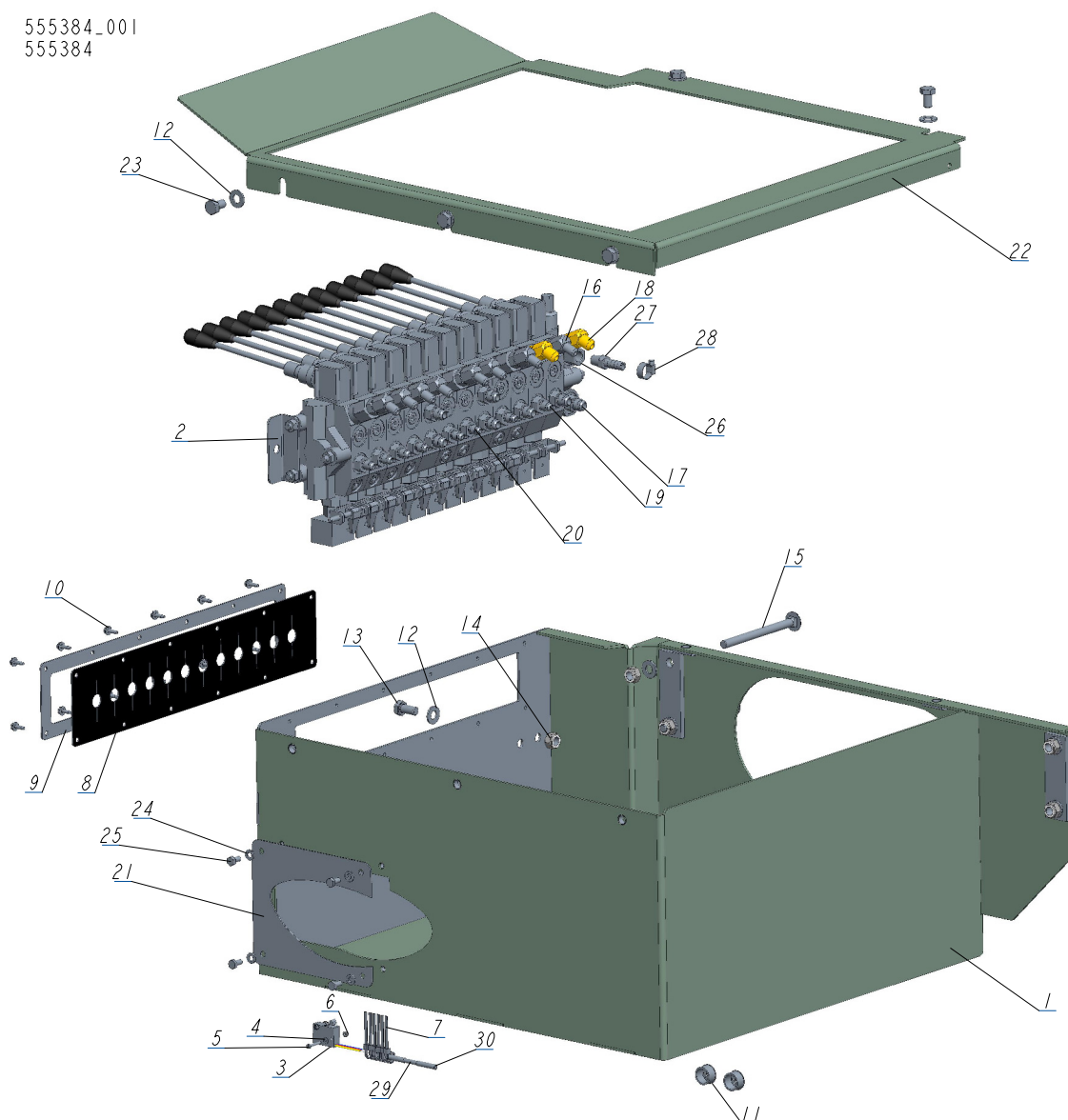


REF	DESCRIPTION (◆ indicates parts available in assemblies only)	PART #	QTY	
-	BOX REAR LT40/70/DC COMPLETE	555370	1	
1	BOX, REAR	555371-1	1	

REF	DESCRIPTION (◆ indicates parts available in assemblies only)	PART #	QTY	
2	PUMP ASSY, W/MOTOR HYDRAULIC	P12701	2	
3	BRACKET, OIL FILTER	550029-1	1	
4	MANIFOLD, W/FILTER	P22683	1	
5	FITTING, 1/2NPT-3/8 BARB ELBOW	P12707	2	
6	HOSE, 3/8" LOW PRESSURE HYDRAULIC	R01892-1	1	
7	CLAMP, 11/16 WORM	061807	9	
8	WASHER, Z 6.1 SPLIT LOCK	F81053-3	2	
9	BOLT, 1/4-20X1/2 HEX HEAD	F05005-15	2	
10	WASHER, M6, FLAT,ZINC	F81053-1	12	
11	NUT, M6-8-B NYLON HEX ZINC LOCK	F81031-2	6	
12	BOLT, M6X20 8.8 HEX HEAD FULL THREAD ZIN	F81001-2	6	
13	PLATE, SIDE	555378-1	1	
14	WASHER, 8.4 FLAT,ZINC	F81054-1	8	
15	BOLT, 3/8-16X1 HEX HEAD	F05007-7	8	
16	FITTING, 3/8" NPT X 1/4" NPT REDUCER	015490	2	
17	FITTING, 1/4NPTX1/4JIC MALE ELBOW	P09142	2	
18	CAP, 3/8 " NPT HYDRAULIC PUMP TANK	085694	2	
19	FITTING, 3/8NPT-3/8 BARB ELBOW	P12708	2	
20	FITTING, 3/8 BARB TEE	015485	1	
21	FITTING, 1/2NPT-1/2NPT ADAPTOR	015995	2	
22	FITTING, 1/2NPT-1/2 HOSE BARB 90DEG.	015997	2	
23	HOSE, 1/2" ID HYDRAULIC LOW PRESSURE	R02133	1	
24	GUARD, HYDRAULIC CROSSOVER	092707-1	1	
25	WASHER, 8.5 SPECIAL FLAT ZINC	F81054-11	4	
26	WASHER 8,2 SPLIT LOCK ZINC	F81054-4	4	
27	BOLT, M8X20-8.8-B HEX HEAD FULL THREAD Z	F81002-4	4	
28	WASHER, 10.5 FLAT ZINC	F81055-1	10	
29	NUT, M10-8-B HEX NYLON ZINC LOCK	F81033-1	6	
30	BOLT, M10X75-8.8 HEX HEAD ZINC	F81003-15	4	
31	COVER, 80 MM RUBBER	089293	1	
32	SOLENOID, 200A 12V SPST CONT. DUTY	015470	2	
33	DIODE, INDUCTIVE KICK PROTECTION - COMPL	087496	2	
34	BOOT, 5/8 BLACK BATTERY TERMINAL	S11947	2	
35	FITTING, FUSE, WITH WIRE CE PROTECTION	E85238	1	
36	TERMINAL, KO 2.5/5 RING	F81064-1	4	
37	TERMINAL, KO 1/10 RING	F81064-11	1	
38	TERMINAL, 2.5/6 RING	F81064-13	1	
39	GROMMET, 22MM RUBBER	087400	1	

9.32 Front Box, 555384

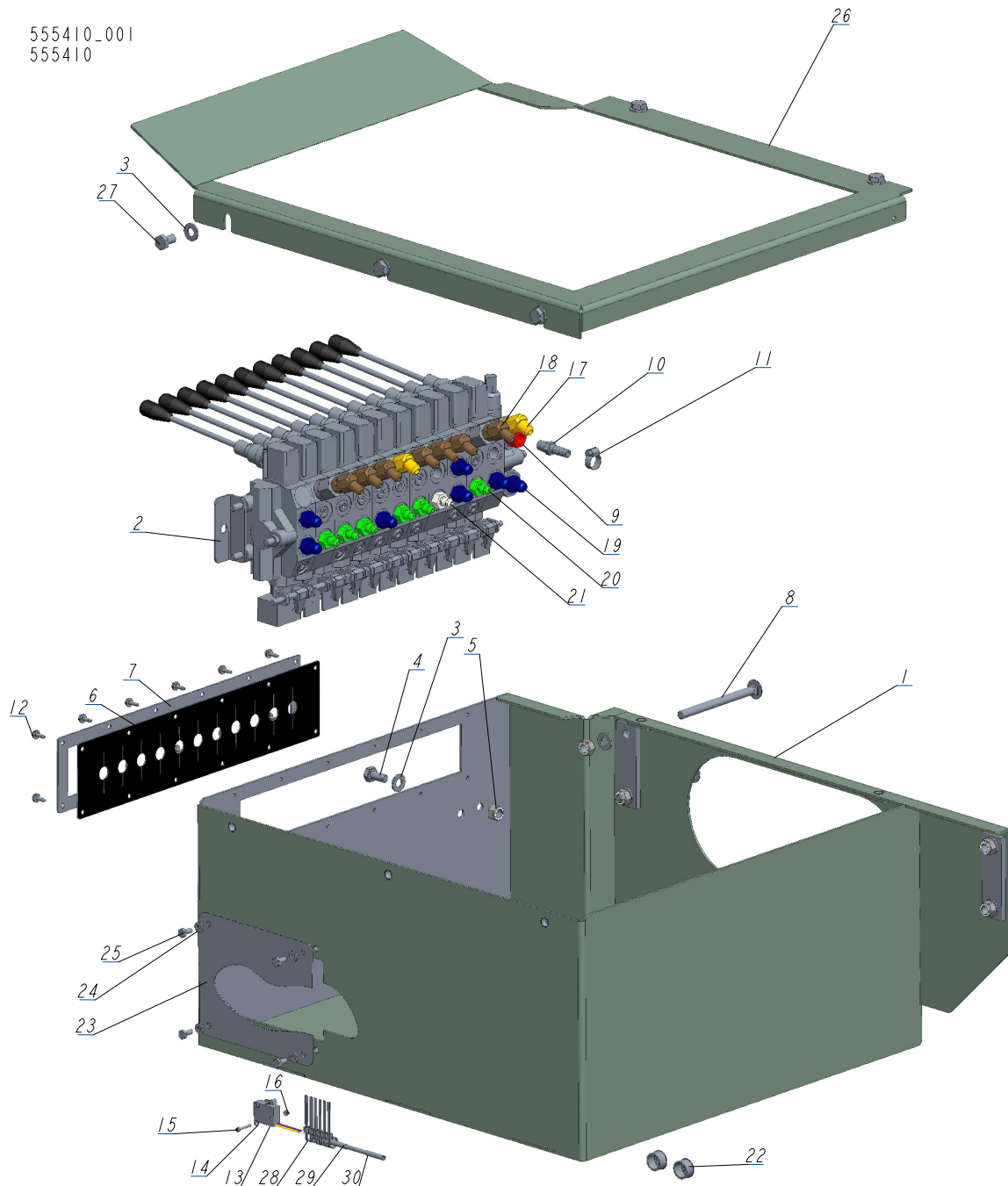
555384_001
555384



REF	DESCRIPTION (◆ indicates parts available in assemblies only)	PART #	QTY
-	BOX, FRONT LT40/70/DHS7 COMPLETE	555384	1
1	BOX, FRONT	555385-1	1
2	VALVE, HYDRAULIC 12-SECTION HDS11/10	555130	1
3	MICROSWITCH, HYDRAULIC VALVE	014765	1
4	WASHER, 3.2 FLAT ZINC	F81050-2	2
5	SCREW, M3X20-5.8-A-PAN HEAD	F81000-8	2
6	NUT, M3-6- HEX NYLON ZINC LOCK	F81028-2	2
7	WRAP, TKUV 20/5 TIE	F05089-1	6
8	GUARD, RUBBER HYDRAULIC VALVE 12-SECTION	555129	1
9	PLATE, HYDRAULIC VALVE 12-SECTION	555128-1	1
10	BOLT, #10-24X1/2 SELF-TAPPING	F05015-7	12
11	GROMMET, HEYCO WIRE	P04137	2
12	WASHER, 10.5 FLAT ZINC	F81055-1	11

REF	DESCRIPTION (◆ indicates parts available in assemblies only)	PART #	QTY	
13	BOLT, ISO 4017-M10X20-8.8-A2E HEX HEAD	F81003-53	2	
14	NUT, M10-8-B NYLON HEX ZINC LOCK	F81033-1	6	
15	BOLT, M10X125 CARRIAGE	F81003-34	2	
16	FITTING, #4 SAE - #6 SAE 45° ELBOW	015488	8	
17	FITTING, 3/8" O-RING X 3/8" JIC	014687	7	
18	FITTING, #6SAE 45 DEG ELBOW	015489	2	
19	FITTING, 1/4JIC-3/8 O-RING	P26284	7	
20	ZN-140 UNF9/16-18/7/16-20	555134	1	
21	CAP	555383-1	1	
22	COVER TOP, BOX FRONT	555382-1	1	
23	BOLT, M10X16-8.8 HEX HEAD FULL THREAD ZI	F81003-13	5	
24	WASHER, 6.4 FLAT ZINC	F81053-1	4	
25	BOLT, M6X12-8.8 HEX HEAD FULL THREAD ZIN	F81001-7	4	
26	FITTING, 6SAE MALE-1/4NPT FEMALE	014686	1	
27	FITTING, 1/4NPT-3/8 BARB	014685	1	
28	CLAMP, 11/16 WORM	061807	1	
29	CABLE, OLFLEX 400P 2X1	R80583-5	1	
30	CONNECTOR, 14 GAUGE BUTT	F04875-1	2	

9.33 Front Box. 555410

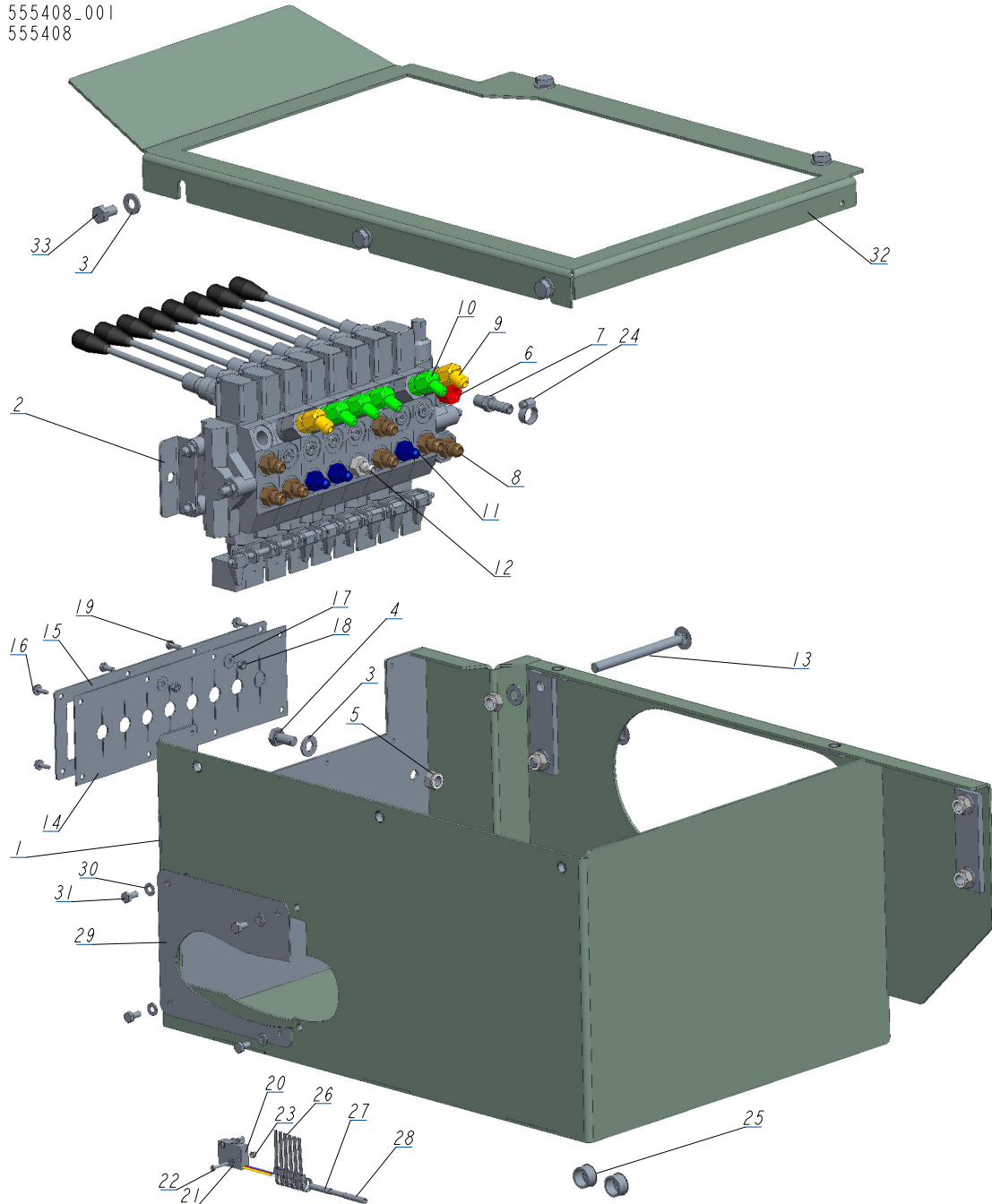


REF	DESCRIPTION (◆ indicates parts available in assemblies only)	PART #	QTY
-	BOX, FRONT 11SEC DHS5/LT40/70 KPL.	555410	1
1	BOX, FRONT	555415-1	1
2	HYDRAULIC VALVE 11 SEC. HDS11/10	510568_	1
3	WASHER, 10.5 FLAT ZINC	F81055-1	11
4	BOLT, ISO 4017-M10X20-8.8-A2E HEX HEAD	F81003-53	2
5	NUT, M10-8-B HEX NYLON ZINC LOCK	F81033-1	6
6	COVER, 11-SECTION VALVE RUBBER	518926	1
7	COVER, 11-SECTION VALVE GUARD	510571-1	1

REF	DESCRIPTION (◆ indicates parts available in assemblies only)	PART #	QTY
8	BOLT, M10X125 8.8 CARRIAGE ZINC	F81003-34	2
9	FITTING, 6SAE MALE-1/4NPT FEMALE	014686	1
10	FITTING, 1/4NPT-3/8 BARB	014685	1
11	CLAMP, 11/16 WORM	061807	1
12	SCREW, #10-24 X 1/2 SELF-TAPPING	F05015-7	12
13	SWITCH, 2A 125V R-LEVER NO/NC/COM	014765	1
14	WASHER, 3.2 ZINC	F81050-2	2
15	SCREW, M3X20-5.8-A ZINC	F81000-8	2
16	NUT, M3-6 ZINC	F81028-2	2
17	FITTING, #6SAE 45 DEG ELBOW	015489	2
18	FITTING, #4SAE-#6SAE 45 DEG ELBOW	015488	7
19	FITTING, 3/8 O-RING-3/8JIC	014687	7
20	FITTING, 1/4JIC-3/8 O-RING	P26284	6
21	ZN-140 UNF9/16-18/7/16-20	555134	1
22	GROMET, WIRE	P04137	2
23	CAP	555383-1	1
24	WASHER, 6.4 ZINC FLAT	F81053-1	4
25	BOLT, M6X12-8.8 HEX HEAD FULL THREAD ZIN	F81001-7	4
26	COVER, TOP, BOX FRONT	555382-1	1
27	BOLT, M10X16-8.8 HEX HEAD FULL THREAD ZI	F81003-13	5
28	WRAP, TKUV 20/5 TIE	F05089-1	6
29	CONNECTOR, 16-14GA FI BUTT	F04875-1	2
30	CABLE, OLFLEX 400P 2X1	R80583-5	1

9.34 Front Box. 555408

555408_001
555408



REF	DESCRIPTION (◆ indicates parts available in assemblies only)	PART #	QTY
-	BOX, FRONT 8 SEC. DHS3/LT40/70	555408	1
1	BOX, FRONT	555418-1	1
2	VALVE, 8 SECTIONS DC HYDRAULIC	545672	1
3	WASHER, 10.5 FLAT ZINC	F81055-1	11
4	BOLT, ISO 4017-M10X20-8.8-A2E HEX HEAD	F81003-53	2
5	NUT, M10-8-B HEX NYLON ZINC LOCK	F81033-1	6
6	FITTING, 6SAE MALE-1/4NPT FEMALE	014686	1
7	FITTING, 1/4NPT-3/8 BARB	014685	1

REF	DESCRIPTION (◆ indicates parts available in assemblies only)	PART #	QTY	
8	FITTING, 3/8 O-RING-3/8JIC	014687	7	
9	FITTING, #6SAE 45 DEG ELBOW	015489	2	
10	FITTING, #4SAE-#6SAE 45 DEG ELBOW	015488	4	
11	FITTING, 1/4JIC-3/8 O-RING	P26284	3	
12	ZN-140 UNF9/16-18/7/16-20	555134	1	
13	BOLT, M10X125 8.8 CARRIAGE ZINC	F81003-34	2	
14	GUARD, 8-SECTION HYDRAULIC VALVE RUBBER	545673	1	
15	COVER, 8-SECTION VALVE GUARD	545674-1	1	
16	SCREW, #10-24 X 1/2 SELF-TAPPING	F05015-7	6	
17	WASHER, 5.5 SPECIAL FLAT ZINC	F81052-3	2	
18	NUT, M5-8 HEX ZINC	F81030-1	2	
19	BOLT, M5X12-5.8 HEX HEAD FULL THREAD ZIN	F81000-5	2	
20	SWITCH, 2A 125V R-LEVER NO/NC/COM	014765	1	
21	WASHER, 3.2 ZINC	F81050-2	2	
22	SCREW, M3X20-5.8-A ZINC	F81000-8	2	
23	NUT, M3-6 ZINC	F81028-2	2	
24	CLAMP, 11/16 WORM	061807	1	
25	GROMET, WIRE	P04137	2	
26	WRAP, TKUV 20/5 TIE	F05089-1	6	
27	CONNECTOR, 16-14GA FI BUTT	F04875-1	2	
28	CABLE, OLFLEX 400P 2X1	R80583-5	1	
29	CAP	555383-1	1	
30	WASHER, 6.4 ZINC FLAT	F81053-1	4	
31	BOLT, M6X12-8.8 HEX HEAD FULL THREAD ZIN	F81001-7	4	
32	COVER, TOP, BOX FRONT	555458-1	1	
33	BOLT, M10X16-8.8 HEX HEAD FULL THREAD ZI	F81003-13	5	