

Wood-Mizer®

Parts Manual

MP365

rev. A1.06



Safety is our #1 concern! Read and understand all safety information and instructions before operating, setting up or maintaining this machine.

Form #2538

Table of Contents

Section-Page

SECTION 1	GENERAL INFORMATION	1-1
1.1	How To Use the Parts List.....	1-1
1.2	Sample Assembly	1-1
SECTION 2	MECHANICAL ASSEMBLY	2-1
2.1	Board Guide Fence 2	2-1
2.2	Mechanical Assembly	2-2
2.3	Left Guard	2-4
2.4	Right Guard	2-5
2.5	Moving Plate Assembly	2-6
2.6	Up/Down Limiter Assembly	2-7
2.7	Top Cover Assembly	2-8
SECTION 3	OUTSIDE BODY	3-1
3.1	Outside Body	3-1
3.2	Table	3-3
3.3	Right Spindle Assembly	3-4
3.4	Cutter Guard	3-6
3.5	Bottom Cutter	3-7
3.6	Bottom Helical Cutterhead (Option)	3-8
3.7	Sawdust Outlet	3-9
3.8	Foot Set	3-10
3.9	Spindle Moving Assembly 535980	3-11
3.10	Clamp Roller Assembly 533550	3-13
3.11	Left Spindle Assembly 535846	3-14
3.12	Trapezoidal Screw Assembly 536981	3-15
3.13	Clamp Roller Assembly 536980	3-16
3.14	Handle Assembly 536955	3-17
SECTION 4	INSIDE BODY	4-1
4.1	Inside Body	4-1
4.2	Rods	4-3
4.3	Feed Assembly	4-4
4.4	Shaft With Protective Cover	4-5
4.5	Bearing	4-6
4.6	Drive Shaft Assembly	4-7
4.7	Upper Cutter	4-8
4.8	Helical Upper Cutter (Option)	4-9
4.9	Guard	4-10
4.10	Guard Set	4-11
4.11	Up/Down Feed Assembly 535960	4-12
4.12	Chain Tension Assembly 535970	4-14

Table of Contents

Section-Page

4.13	Handle Assembly 535975	4-15	
SECTION 5	TABLES		5-1
5.1	Outfeed Table	5-1	
5.2	Infeed Table	5-2	
5.3	Rear Adjustment Rail	5-4	
5.4	Front Adjustment Rail	5-5	
5.5	Board Guide Fence 1	5-6	
5.6	Infeed Table 2m (Option)	5-8	
5.7	Infeed Table Top	5-10	
5.8	Board Guide Fence	5-11	
SECTION 6	MOTOR KITS MP365		6-1
6.1	Motor Kit 537305	6-2	
6.2	Side Cutter Drive 533647	6-3	
6.3	Feed Drive 537303	6-4	
6.4	Motoreducer 532808	6-5	
6.5	Feed Guard 537359	6-6	
6.6	Horizontal Upper Cutter Drive 535810	6-7	
6.7	Horizontal Bottom Cutter Drive 535728	6-8	
6.8	Electrical Box Mount 535715	6-9	
6.9	5th Cutter Drive 537304	6-10	
6.10	Safety Switch Assembly 537620	6-11	
6.11	Safety Switch Assembly 535840	6-12	
6.12	Safety Switch Assembly 535844	6-13	
6.13	Safety Switch Assembly 537383	6-14	
6.14	Emergency Stop 537384	6-15	
6.15	Electrical Box 537650	6-16	
SECTION 7	MP365		7-1
7.1	MP365	7-1	
7.2	Fence 1	7-2	
7.3	Fence 2	7-3	
7.4	MP360/365 Additional Part Kit	7-4	
7.5	MP360U/365U Additional Part Kit	7-5	
7.6	MP360/365 Knives	7-6	
SECTION 8	MP365 MECHANICAL ASSEMBLY		8-1
8.1	MP365 Mechanical Assembly	8-1	
8.2	Up/Down Limiter Assembly 1	8-3	
8.3	Up/Down Limiter Assembly 2	8-4	
8.4	Top Cover	8-5	

Table of Contents

Section-Page

8.5	Outside Body 537326	8-7
8.6	Feed Assembly 537310	8-8
8.7	Shaft With Protective Cover 537313	8-9
8.8	Cutter positioning Assembly. 537160	8-10
8.9	Vertical Arm (No. 537147)	8-11
8.10	Horizontal Arm (No. 537140)	8-12
8.11	Spindle Housing (No. 537153)	8-13
8.12	Up/Down Assembly (No. 537130)	8-14
8.13	Spindle moving assembly - service. (592849)	8-16
8.14	Vertical Arm 2 (No. 537171)	8-17
8.15	Spindle In/Out Setting Assembly (Part No. 537174)	8-18
8.16	Worm Shaft Assembly (No. 537180)	8-19
8.17	Spindle w/Drive Box & Guard (No. 537635)	8-20
8.18	Spindle Assembly (No. 537630)	8-21
8.19	Drive Box (Part No. 537610)	8-22
8.20	Cutter Guard (No. 537120)	8-24
8.21	Pressure Roller Assembly (No. 542457)	8-25
8.22	Inside Body 537350	8-26
8.23	Cover Support 537600	8-28
8.24	Table Plate Assembly 537353	8-29
8.25	Pressure Roller Assembly 537363	8-30
8.26	Foot Set 537364	8-32
SECTION 9	DECALS	9-1
9.1	Decals MP365	9-1

SECTION 1 GENERAL INFORMATION

1.1 How To Use the Parts List

- Use the index above to locate the assembly that contains the part you need.
- Go to the appropriate section and locate the part in the illustration.
- Use the number pointing to the part to locate the correct part number and description in the table.
- Parts shown indented under another part are included with that part.
- Parts marked with a diamond (◆) are only available in the assembly listed above the part.

See the sample table below. Sample Part #A01111 includes part F02222-2 and subassembly A03333. Subassembly A03333 includes part S04444-4 and subassembly K05555. The diamond (◆) indicates that S04444-4 is not available except in subassembly A03333. Subassembly K05555 includes parts M06666 and F07777-77. The diamond (◆) indicates M06666 is not available except in subassembly K05555.

1.2 Sample Assembly				
REF.	DESCRIPTION (◆ Indicates Parts Available In Assemblies Only)	PART #	QTY	
	Sample Assembly, Complete (Includes All Indented Parts Below)	A01111	1	
1	Sample Part	F02222-22	1	
	Sample Subassembly (Includes All Indented Parts Below)	A03333	1	
2	Sample Part (◆ Indicates Part Is Only Available With A03333)	S04444-4	1	◆
	Sample Subassembly (Includes All Indented Parts Below)	K05555	1	
3	Sample Part (◆ Indicates Part Is Only Available With K05555)	M06666	2	◆
4	Sample Part	F07777-77	1	

To Order Parts:

- From Europe call our European Headquarters and Manufacturing Facility in Kolo, Poland at **+48-63-2626000**. From the continental U.S., call our toll-free Parts hotline at **1-800-525-8100**. Have your customer number, vehicle identification number, and part numbers ready when you call. From other international locations, contact the Wood-Mizer distributor in your area for parts.

Office Hours:

Country	Monday - Friday	Saturday	Sunday
Poland	7-15	Closed	Closed
US	8 a.m.- 5 p.m.	8 a.m.- 12 p.m.	Closed

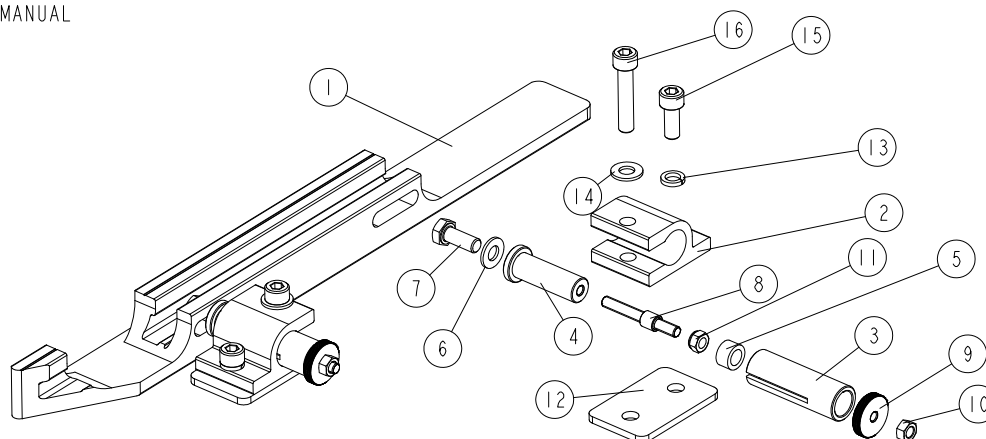


CAUTION! It is strongly recommended that only original spare parts be used.

SECTION 2 MECHANICAL ASSEMBLY

2.1 Board Guide Fence 2

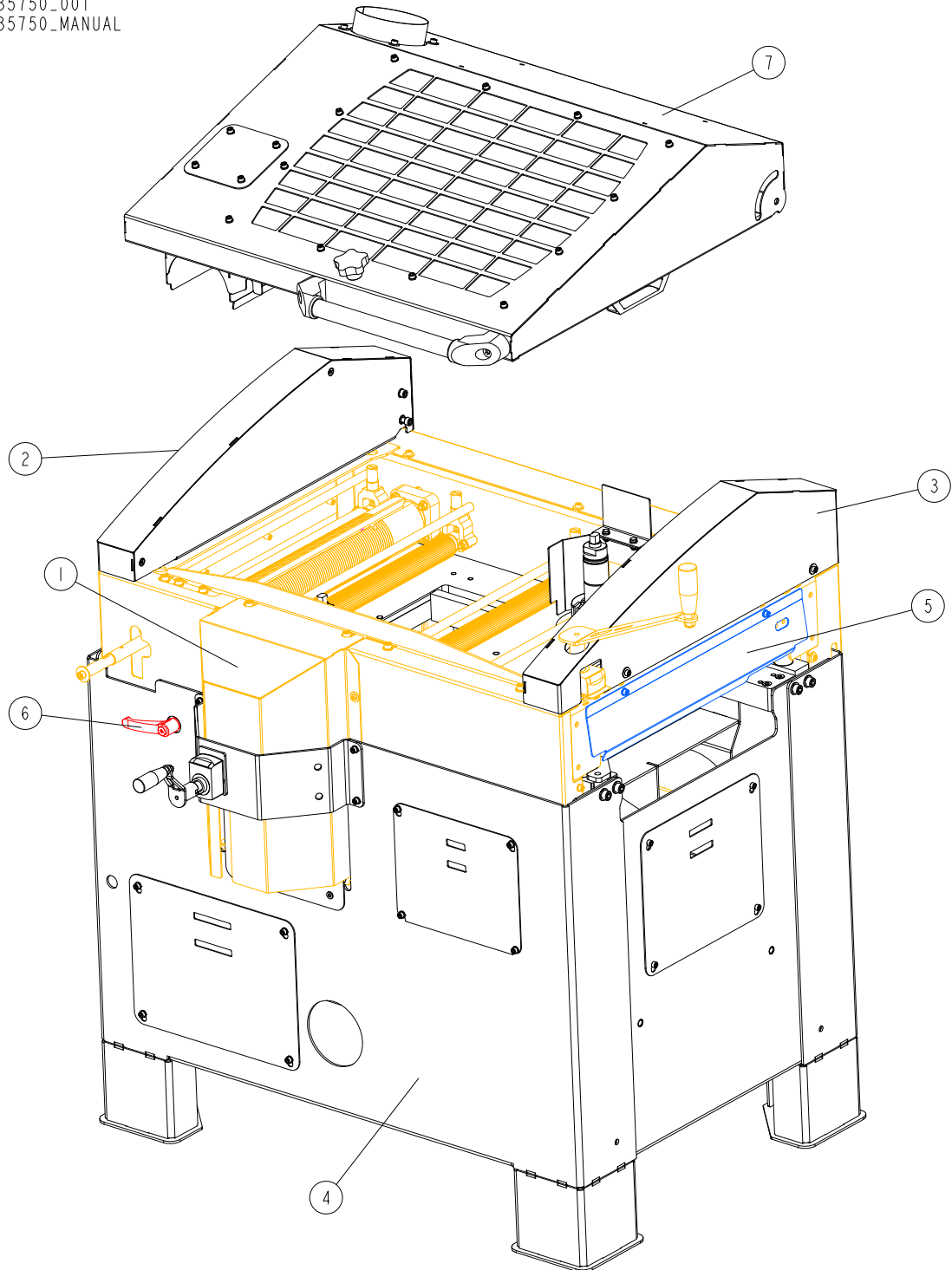
536963_001_B
536963_MANUAL



REF	DESCRIPTION (u indicates parts available in assemblies only)	PART #	QTY
-	BOARD GUIDE FENCE 2- COMPLETE	536963	1
1	FENCE 2	536962-1	1
2	CLAMP	536966-1	2
-	ADJUSTABLE KNOB	536965	2
3	PIN GUIDE	537001-1	1
4	KNOB PIN	536999-1	1
5	INSERT	537002	1
6	WASHER, 8,4-FLAT ZINC	F81054-1	1
7	BOLT, M8X20-8.8-B-HEX HEAD FULL THREAD Z	F81002-4	1
8	THREAD PIN M6	541455	1
9	KNURLED NUT	541454	1
10	NUT, M6 8 HEX ZINC	F81031-1	1
11	NUT, M6-8-B-HEX NYLON ZINC LOCK	F81031-2	1
12	BASE	536968-1	2
13	WASHER, 8,2 SPLIT LOCK ZINC	F81054-4	2
14	WASHER, 8,4-FLAT ZINC	F81054-1	2
15	BOLT, M8X20-8.8 SOCKET HEAD	F81002-30	2
16	SCREW, M8X40 -8.8- HEX SOCKET HEAD CAP Z	F81002-29	2

2.2 Mechanical Assembly

535750_001
 535750_MANUAL



REF.	DESCRIPTION (* indicates parts available in assemblies only)	PART #	QTY
-	MP360-MECHANICAL ASSEMBLY	535750	1
1	INSIDE BODY - COMPLETE	535805	1
2	LEFT GUARD - COMPLETE See Section 2.3	535692	1
3	RIGHT GUARD - COMPLETE See Section 2.4	535694	1

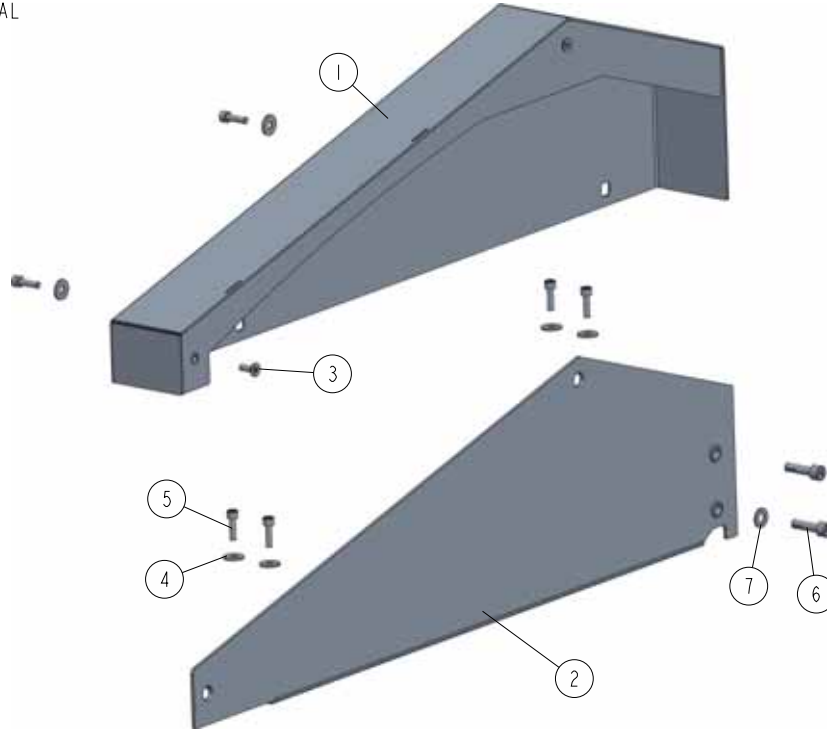
2 MECHANICAL ASSEMBLY

Mechanical Assembly

REF.	DESCRIPTION (* indicates parts available in assemblies only)	PART #	QTY	
4	OUTSIDE BODY COMPLETE	535650	1	
5	MOVING PLATE ASSEMBLY See Section 2.5	535839	1	
6	UP/DOWN LIMITER ASSEMBLY See Section 2.6	535870	1	
7	TOP COVER ASSEMBLY See Section 2.7	535608	1	

2.3 Left Guard

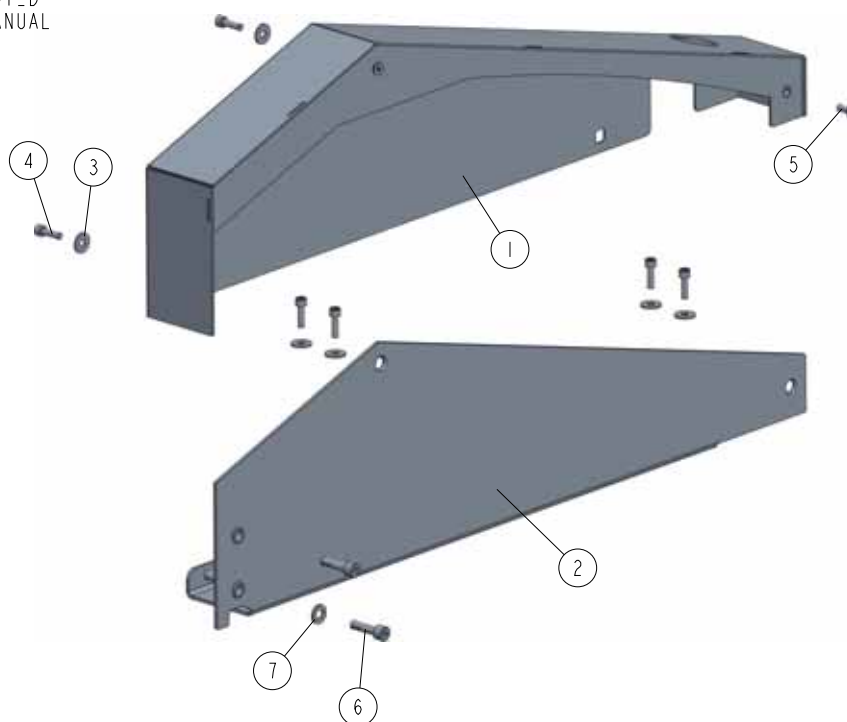
535692_001_D
 535692_MANUAL



REF	DESCRIPTION (u indicates parts available in assemblies only)	PART #	QTY	
-	LEFT GUARD COMPLETE	535692	1	
1	LEFT GUARD WELDMENT	557389-1	1	
2	LEFT GUARD PLATE ASSEMBLY	557390	1	
3	SCREW, M6X16-10.9 DIN7991 FLAT SOCKET HE	F81001-55	2	
4	WASHER, 6.5 SPECIAL FLAT ZINC	F81053-11	6	
5	SCREW, M6X20 8.8 HEX SOCKET HEAD CAP ZIN	F81001-22	6	
6	SOCKET HEAD SCREW M8X30 DIN 912 ISO 4762	F81002-146	2	
7	WASHER, 8.4 FLAT ZINC	F81054-1	1	

2.4 Right Guard

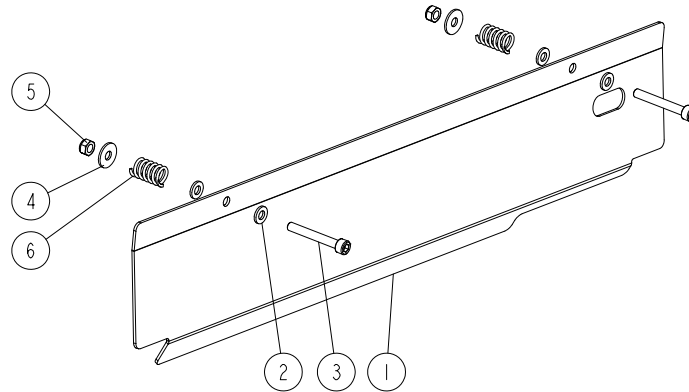
535694_001.D
535694_MANUAL



REF	DESCRIPTION (u indicates parts available in assemblies only)	PART #	QTY	
-	RIGHT GUARD COMPLETE	535694	1	
1	RIGHT GUARD WELDMENT	557392-1	1	
2	RIGHT GUARD PLATE ASSEMBLY	557395	1	
3	WASHER, 6.5 SPECIAL FLAT ZINC	F81053-11	6	
4	SCREW, M6X20 8.8 HEX SOCKET HEAD CAP ZIN	F81001-22	6	
5	SCREW, M6X16-10.9 DIN7991 FLAT SOCKET HE	F81001-55	2	
6	SOCKET HEAD SCREW M8X30 DIN 912 ISO 4762	F81002-146	2	
7	WASHER, 8.4 FLAT ZINC	F81054-1	1	

2.5 Moving Plate Assembly

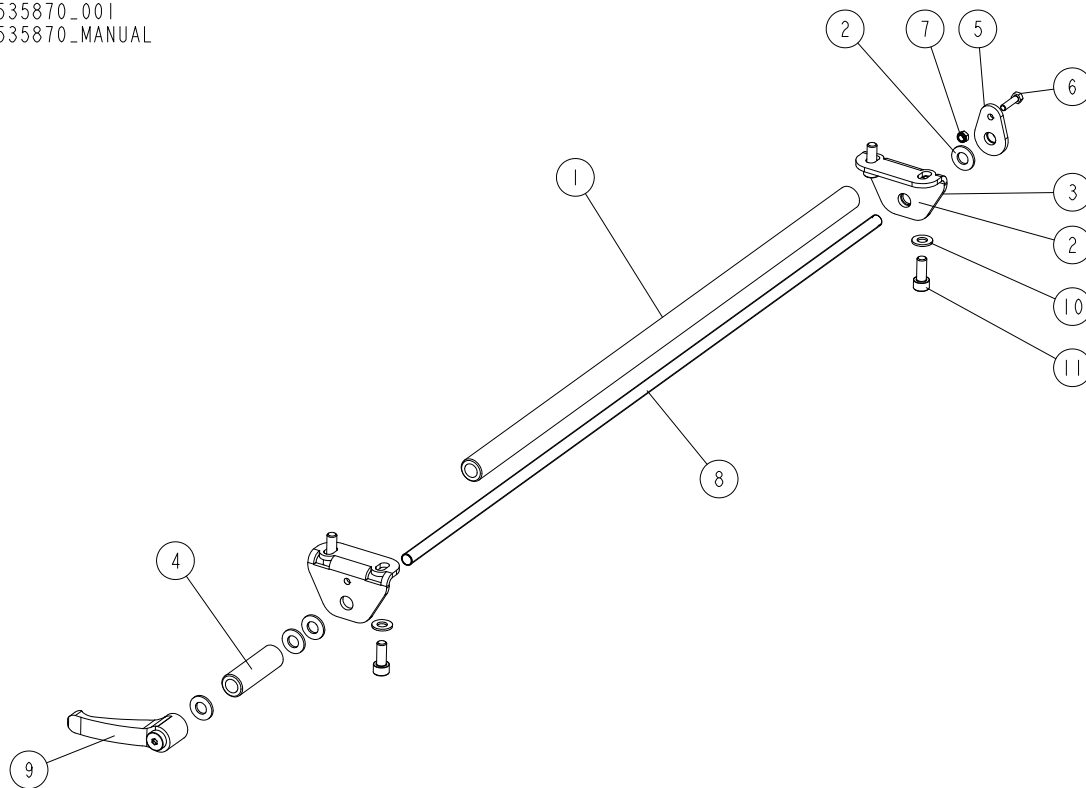
535839_001
 535839_MANUAL



REF.	DESCRIPTION (* indicates parts available in assemblies only)	PART #	QTY
-	MOVING PLATE ASSEMBLY	535839	1
1	MOVING PLATE	535838-1	1
2	WASHER 6.4 ZC DIN 126 ISO 7091	F81053-1	4
3	SCREW M6X45 SHC ZC 8.8 DIN 912 ISO 4762	F81001-86	2
4	WASHER 6.5 ZC FENDER DIN 9021 ISO 7093	F81053-11	2
5	NUT M6 ZC 8 NYLOCK DIN 982 ISO 7040	F81031-2	2
6	SPRING	533677	2

2.6 Up/Down Limiter Assembly

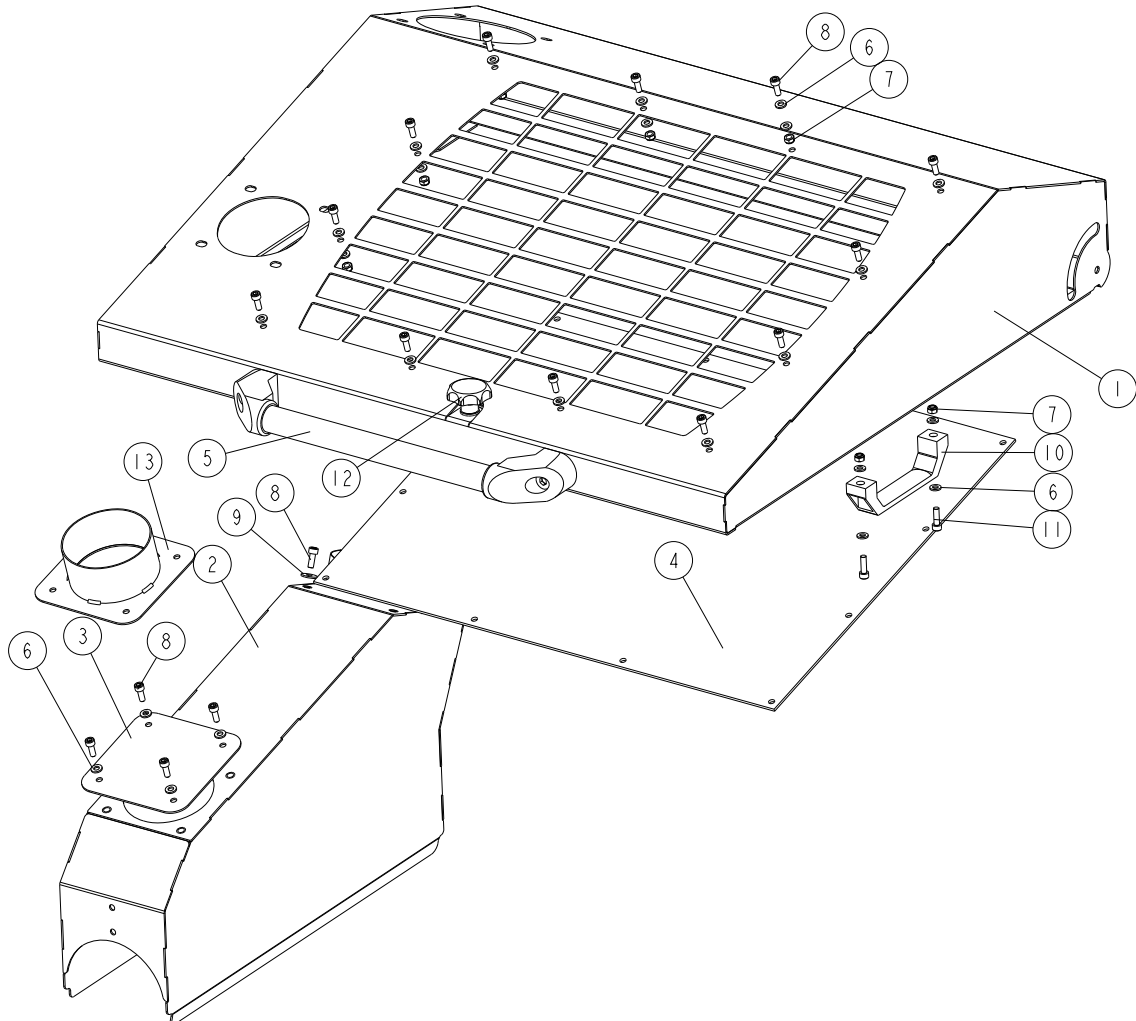
535870_001
535870_MANUAL



REF.	DESCRIPTION (* indicates parts available in assemblies only)	PART #	QTY
-	UP/DOWN LIMITER ASSEMBLY	535870	1
1	TUBE 20X4X580	535862-1	1
2	WASHER 10.5 ZC DIN 126 ISO 7091	F81055-1	5
3	BRACKET	535863-1	2
4	BUSHING 20X4-64	535866-1	1
5	PLATE WELDMENT	535865-1	1
6	BOLT M6X20 HH FT ZC 8.8 DIN 933 ISO 4017	F81000-35	1
7	NUT, M5-8-FE/ZN5 DIN985	F81030-2	1
8	THREADED ROD M10X720	535867	1
9	ADJUSTABLE HANDLE ERZ.78 A-M10	535868	1
10	WASHER 8.4 ZC DIN 126 ISO 7091	F81054-1	4
11	SCREW M8X20 SHCS ZC 8.8 DIN 912 ISO 4762	F81002-30	4

2.7 Top Cover Assembly

535608_001_C
535608_MANUAL



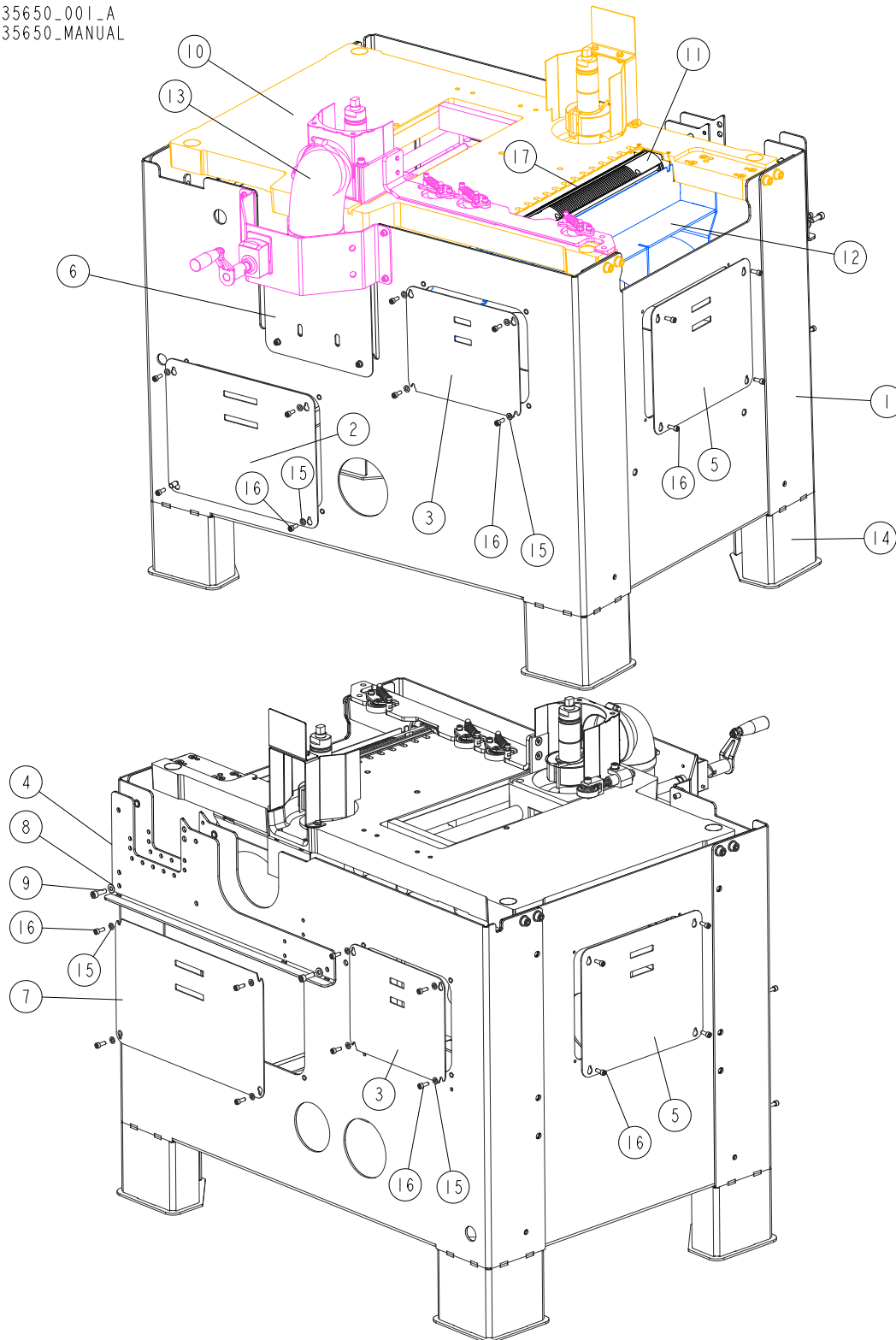
REF	DESCRIPTION (u indicates parts available in assemblies only)	PART #	QTY
-	TOP COVER ASSEMBLY	535608	1
1	TOP COVER WELDMENT	535180-1	1
2	SAWDUST OUTLET WELDMENT	535189-1	1
3	COVER PLATE	535609-1	1
4	INSPECTION WINDOW PLATE	535613	1
5	TUBULAR HANDLE	535614	1
6	WASHER, 6.4 FLAT	F81053-1	32
7	NUT, M6-8-B NYLON LOCK HEX ZINC	F81031-2	14
8	BOLT, M6X16-8.8 SOCKET HEAD	F81001-21	20
9	WASHER, 6.5 FLAT	F81053-11	4
10	HANDLE, PULL	533506	1
11	SCREW, M6X20 8.8 HEX SOCKET HEAD CAP ZIN	F81001-22	2
12	KNOB ASSEMBLY, STAR	533685	1
13	ADDITIONAL CHIP OUTLET	546422-1 ¹	1

¹ Optional equipment

SECTION 3 OUTSIDE BODY

3.1 Outside Body

535650_001_A
535650_MANUAL



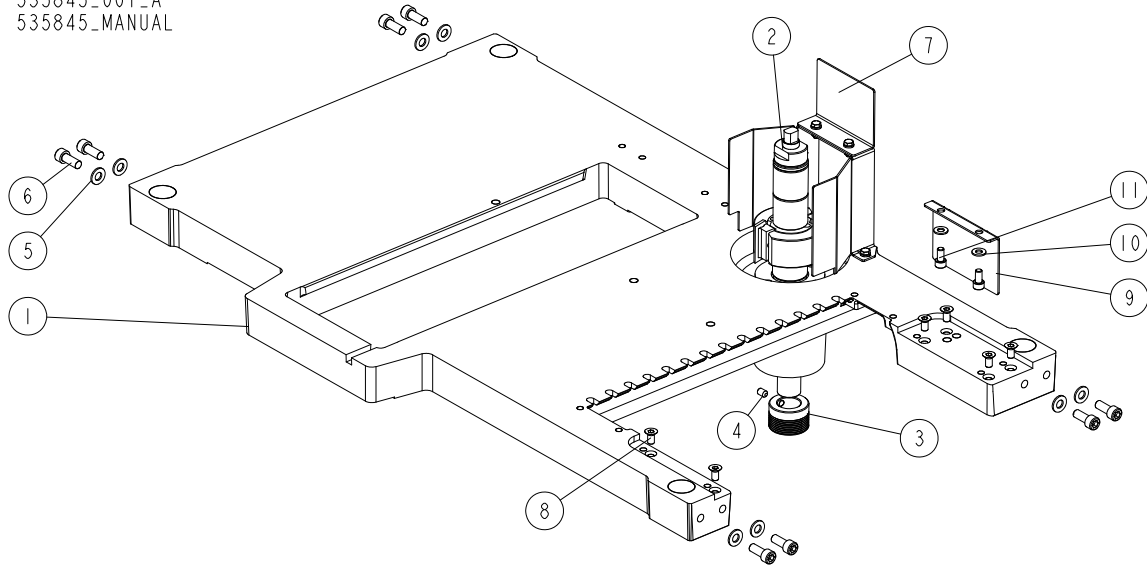
REF.	DESCRIPTION (* indicates parts available in assemblies only)	PART #	QTY	
-	OUTSIDE BODY - COMPLETE	535650	1	
1	OUTSIDE BODY	535615-1	1	
2	COVER 1	535659-1	1	
3	COVER 2	535642-1	2	
4	STIFFENER PLATE	535620-1	1	
5	COVER 3	535643-1	2	
6	COVER 4	535645-1	1	
7	COVER 5	535644-1	1	
8	WASHER 8.4 ZC DIN 126 ISO 7091	F81054-1	2	
9	SCREW M8X25 SHCS ZC 8.8 DIN 912 ISO 4762	F81002-21	2	
10	TABLE MP360 - COMPLETE See Section 3.2	535845	1	
11	BOTTOM CUTTER ASSEMBLY See Section 3.6	536960	1	
12	SAWDUST OUTLET - COMPLETE See Section 3.7	535725	1	
13	SPINDLE MOVING ASSEMBLY See Section 3.9	535980	1	
14	MP360 FOOT SET See Section 3.8	535875	1	
15	WASHER 6.4 ZC DIN 126 ISO 7091	F81053-1	18	
16	SCREW M6X16 SHCS ZC 8.8 DIN 912 ISO 4762	F81001-21	26	
17	PLANING KNIFE, STRAIGHT	TPK41020MP	2	

3 OUTSIDE BODY

Table

3.2 Table

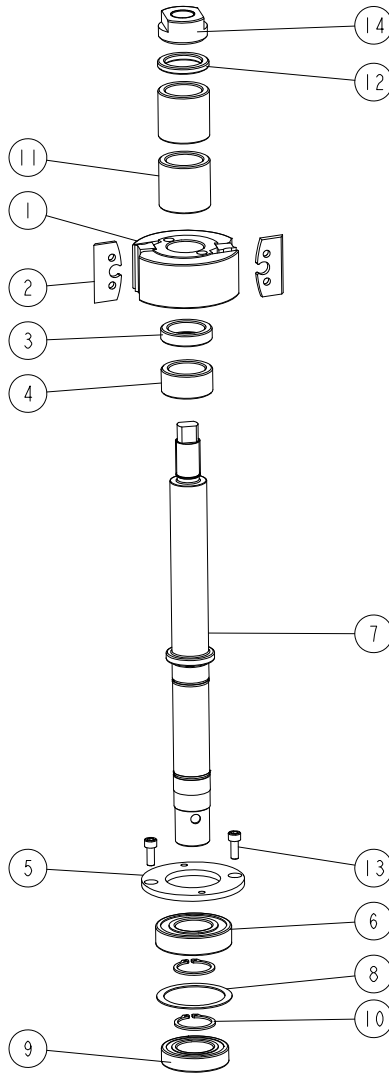
535845_001_A
535845_MANUAL



REF	DESCRIPTION (* indicates parts available in assemblies only)	PART #	QTY
-	MP360 TABLE - COMPLETE	535845	1
1	TABLE MP360	535710-1	1
2	RIGHT SPINDLE ASSEMBLY See Section 3.3	535885	1
3	PULLEY, MULTI-GROOVE SMALL ALUMINIUM	533586	1
4	SCREW M8X12 HSS W/CONE POINT ZC 45H DIN 914	F81002-105	1
5	WASHER 10,5 ZC DIN 126 ISO 7091	F81055-1	8
6	SCREW M10X25 SHCS ZC 8.8 DIN 912 ISO 4762	F81003-32	8
7	CUTTER GUARD COMPLETE See Section 3.4	535860	1
8	SCREW M8X16 HSFHS ZC 10.9 DIN7991 ISO 10642	F81002-82	6
9	LOWER GUARD	535882-1	1
10	WASHER 8,4 ZC DIN 126 ISO 7091	F81054-1	2
11	SCREW M8X16 SHCS ZC 8.8 DIN 912 ISO 4762	F81002-39	2

3.3 Right Spindle Assembly

535885_001
535885_MANUAL



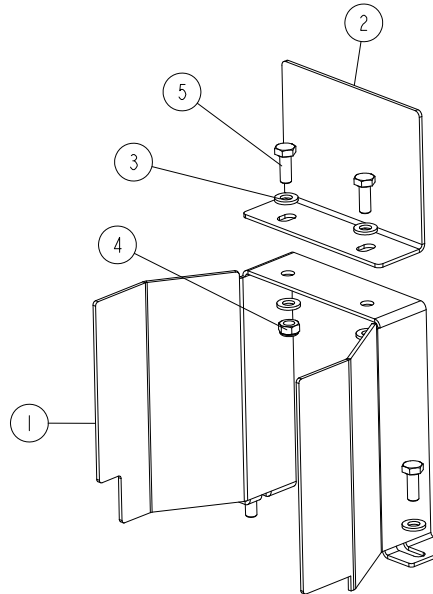
REF	DESCRIPTION (* indicates parts available in assemblies only)	PART #	QTY
-	RIGHT SPINDLE ASSEMBLY	535885	1
-	PROFILE HEAD 93X40X30 Z=2	TG56.2K	1
1	CUTTERHEAD	533587	1
2	KNIFE, PLANER (2 PCS)	TPK50.024.4TB	1
3	BUSHING, 30/42-10 ZINC-PLATED	533539-1	1
4	BUSHING, 30/42-20.2 ZINC-PLATED	533541-1	1
5	PLATE, CLAMPING	533542-1	1
6	BEARING, 6206-C-2HRS-FAG	592793	1
7	SHAFT	535887	1
8	WASHER 50X61.6X1	533543	1
9	BEARING, 6006-C-2HRS-FAG	592792	1
10	OUTSIDE RETAINING RING Z30 PN-M/85111 DIN 471	F81090-23	2
11	BUSHING 30/42-40.2 ZINC-PLATED	535848-1	2
12	BUSHING, 30/42-5.2 ZINC-PLATED	533540-1	1

3**OUTSIDE BODY***Right Spindle Assembly*

REF	DESCRIPTION (* indicates parts available in assemblies only)	PART #	QTY	
13	SCREW M6X16 SHCS ZC 8.8 DIN 912 ISO 4762	F81001-21	2	
14	NUT, M20X1.5	535886-1	1	
	SHIM, 30/42-2 FE/ZN5 DIN 988	F81069-1	A/R	
	SHIM, 30/42-1 FE/ZN5 DIN 988	F81069-2	A/R	
	SHIM, 30/42-0.5 FE/ZN5 DIN 988	F81069-3	A/R	
	SHIM, 30/42-0.3 FE/ZN5 DIN 988	F81069-4	A/R	

3.4 Cutter Guard

535860_001
535860_MANUAL



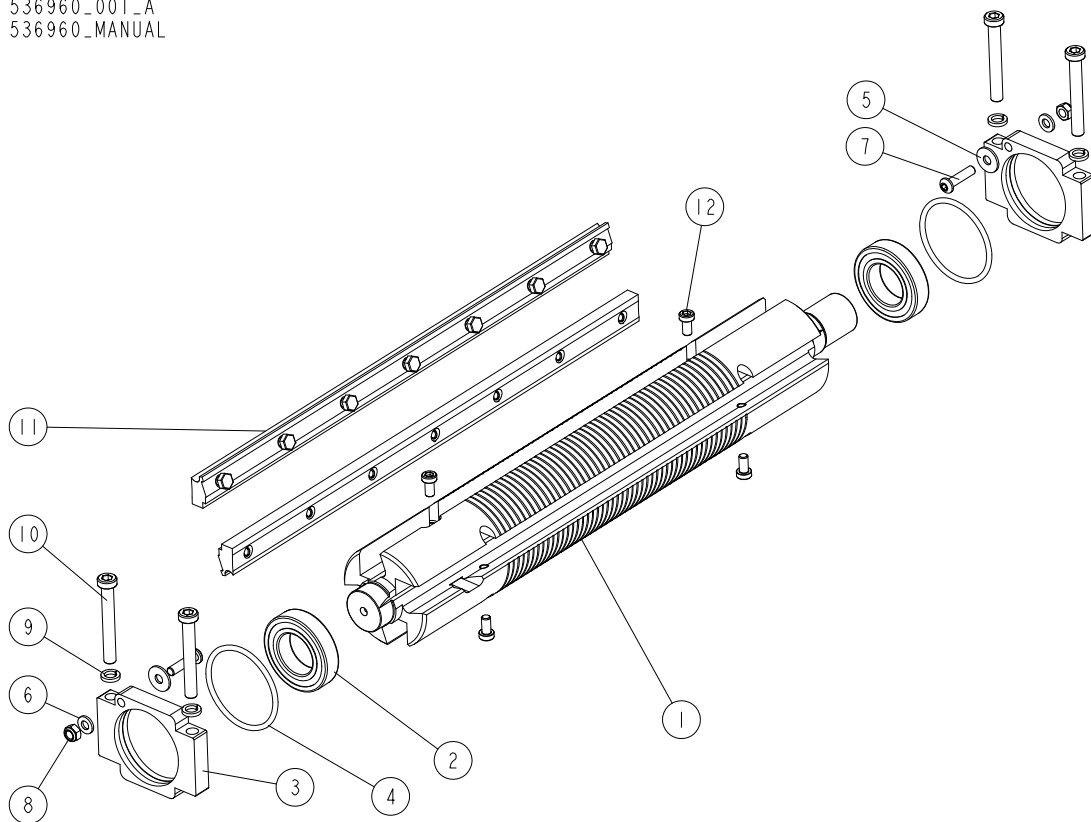
REF.	DESCRIPTION (* indicates parts available in assemblies only)	PART #	QTY
-	CUTTER GUARD - COMPLETE	535860	1
1	CUTTER GUARD	535859-1	1
2	TOP GUARD	535861-1	1
3	WASHER 6.4 ZC DIN 126 ISO 7091	F81053-1	6
4	NUT M6 ZC 8 NYLOCK DIN 982 ISO 7040	F81031-2	2
5	BOLT M6X16 HH ZC FT 8.8 DIN 933	F81001-15	4

3 OUTSIDE BODY

Bottom Cutter

3.5 Bottom Cutter

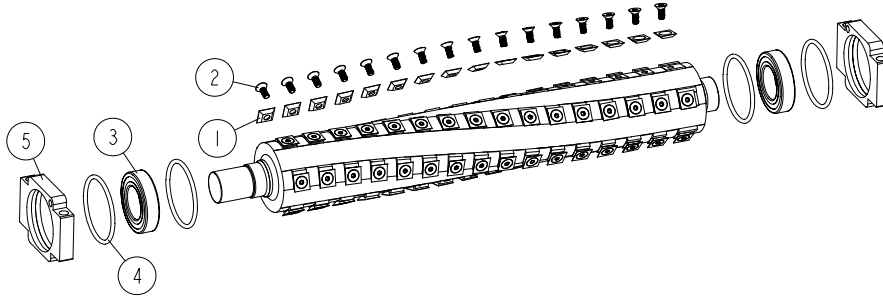
536960_001_A
536960_MANUAL



REF.	DESCRIPTION (* indicates parts available in assemblies only)	PART #	QTY
-	BOTTOM CUTTER ASSEMBLY	536960	1
1	MAIN SHAFT	360-840	1
2	BEARING, 6006 2RSR	096191	2
3	BEARING HOUSING 1	536958-1	2
4	O-RING	536959	2
5	WASHER 6.5 ZC FENDER DIN 9021 ISO 7093	F81053-11	2
6	WASHER 6.4 ZC DIN 126 ISO 7091	F81053-1	2
7	HEXAGON SOCKET BUTTON HED SCROW M6X25 ZC 10.9 ISO 7380	F81001-109	2
8	NUT M6 ZC 8 NYLOCK DIN 982 ISO 7040	F81031-2	2
9	WASHER 8.2 ZC SPRING LOCK DIN 127	F81054-4	4
10	SCREW M8X60 LHSCS 8.8 DIN 7984	F81002-41	4
11	MOUNTING WEDGES	241-060	1
12	SCREW M6X12 LSHCS 10.9 DIN 7984	F81001-80	4

3.6 Bottom Helical Cutterhead (Option)

THH360BC_001
 THH360BC-S



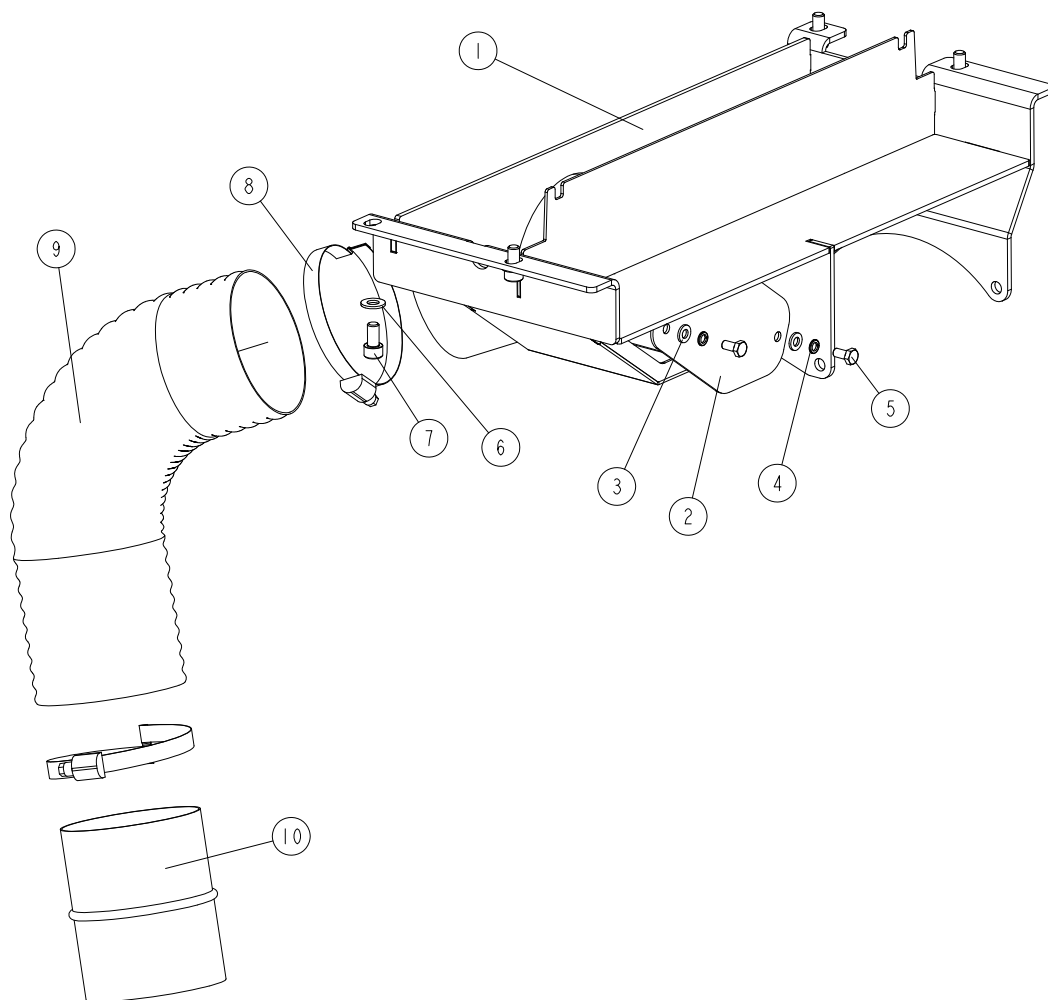
REF	DESCRIPTION (u indicates parts available in assemblies only)	PART #	QTY
-	KIT, MP360 HELICAL BOTTOM CUTTERHEAD	THH360BC-S	1
-	CUTTERHEAD, HELICAL BOTTOM THH360BC	THH360BC	1
1	INSERT, REPLACEMENT CARBIDE	TIK19HM	80
2	SCREW, 10-32X1/2 FH BO; TORX PLUS	F05004-325	80
3	BEARING, 6006-C-2HRS-FAG	592792	2
4	O-RING	536959	4
5	HOUSING, BEARING	564942-1	2

3 OUTSIDE BODY

Sawdust Outlet

3.7 Sawdust Outlet

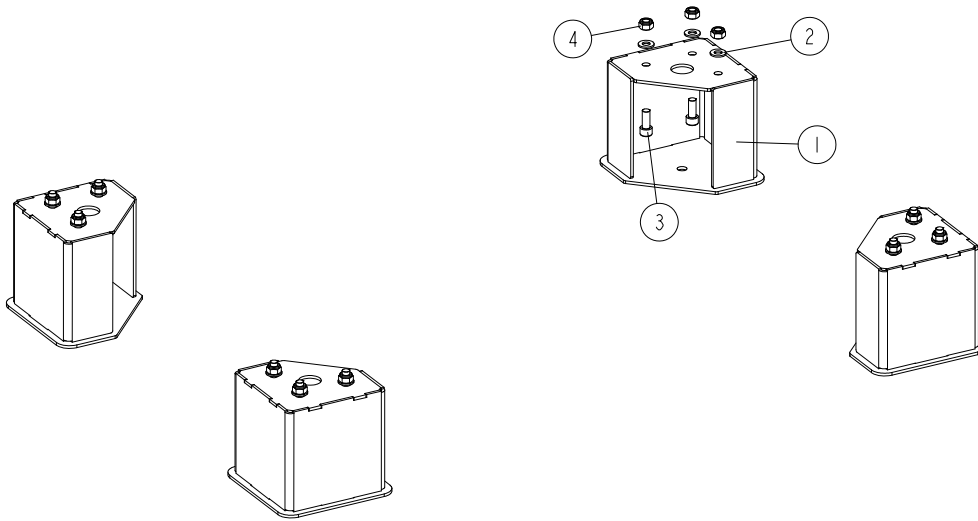
535725_001_A
535725_MANUAL



REF	DESCRIPTION (* indicates parts available in assemblies only)	PART #	QTY
-	SAWDUST OUTLET - COMPLETE	535725	1
1	SAWDUST OUTLET WELDMENT	535724-1	1
2	COVER	535726-1	1
3	WASHER 6.4 ZC DIN 126 ISO 7091	F81053-1	2
4	WASHER 6.1 ZC SPRING LOCK DIN 127	F81053-3	2
5	BOLT M6X12 HH ZC FT 8.8 DIN 933	F81001-7	2
6	WASHER 8.4 ZC DIN 126 ISO 7091	F81054-1	4
7	SCREW M8X16 SHCS ZC 8.8 DIN 912 ISO 4762	F81002-39	4
8	HOSE CLAMP, 90-110MM	F81095-11	2
9	SAWDUST OUTLET HOSE MASTER CLIP PUR DN10	546803	1
10	CONNECTOR DN100	546804	1

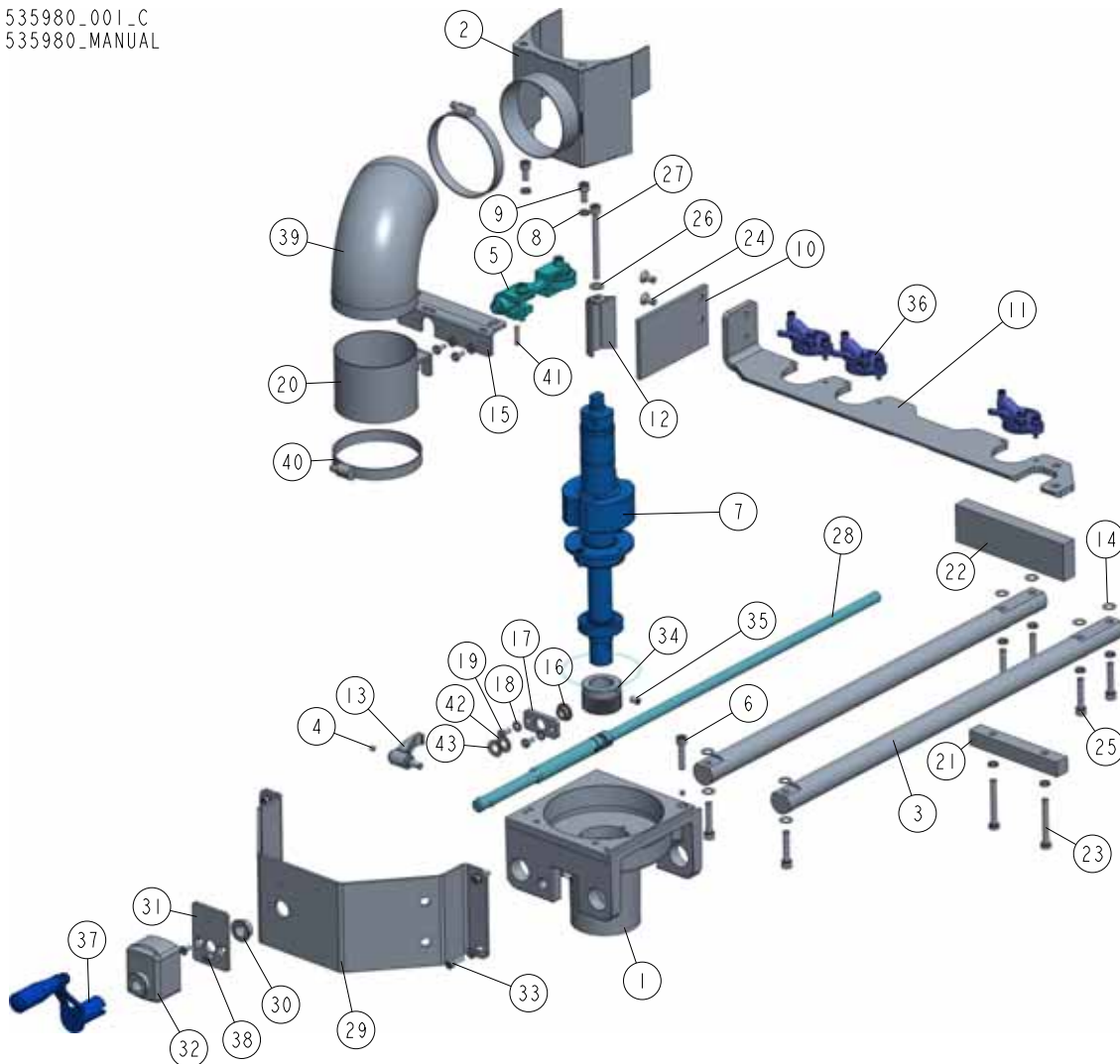
3.8 Foot Set

535875_001
535875_MANUAL



REF	DESCRIPTION (u indicates parts available in assemblies only)	PART #	QTY
-	MP360 FOOT SET	535875	1
1	MP360 FOOT	535623-1	4
2	WASHER, 10.5 FLAT ZINC	F81055-1	12
3	SCREW, M10X25 8.8 HEX SOCKET HEAD CAP ZI	F81003-32	12
4	NUT, M10-8-B HEX NYLON ZINC LOCK	F81033-1	12

3.9 Spindle Moving Assembly 535980

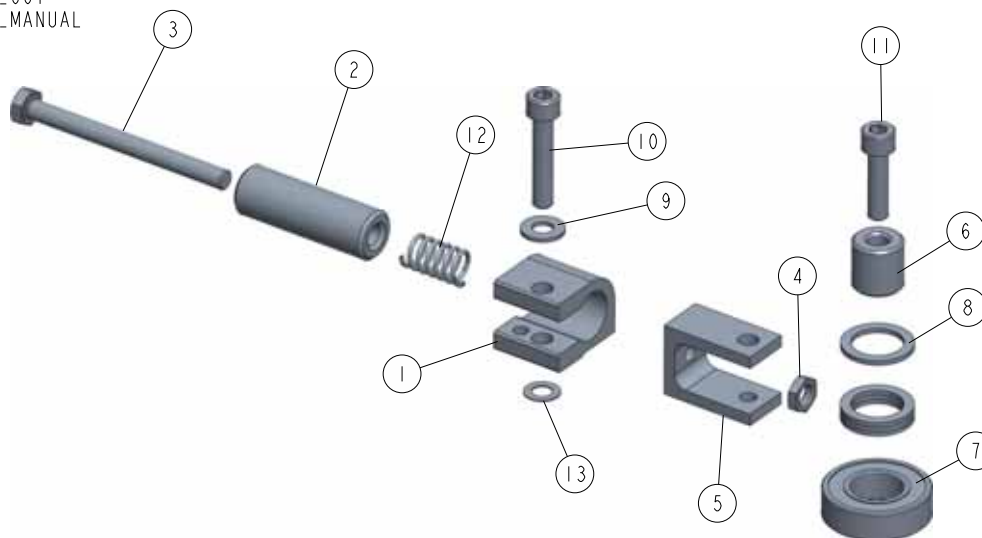
535980_001_C
535980_MANUAL

REF	DESCRIPTION (◆ indicates parts available in assemblies only)	PART #	QTY
-	SPINDLE MOVING ASSEMBLY	535980	1
1	SPINDLE MOUNT BASE	546837-1	1
2	SAWDUST OUTLET WELDMENT	535979-1	1
3	LEFT SPINDLE GUIDE	535981	2
4	SLIDE	535987	2
5	CLAMP ROLLER ASSEMBLY II See Section 3.10	533550	1
6	SCREW M8X35 SHCS ZC 8.8 DIN 912 ISO 476	F81002-58	1
7	LEFT SPINDLE ASSEMBLY See Section 3.11	535846	1
8	WASHER 8,2 SPLIT LOCK ZINC	F81054-4	8
9	SCREW, M8X16-8.8 HEX SOCKET HEAD CAP ZIN	F81002-39	2
10	MOUNT PLATE	537027-1	1
11	MATERIAL GUIDE BAR	535982-1	1

REF	DESCRIPTION (◆ indicates parts available in assemblies only)	PART #	QTY	
12	GUIDE MOUNT BRACKET	535984-1	1	
13	ADJUSTABLE HANDLE ERZ.63 P-M8X16	535988	1	
14	THIN WASHER 10/16-0.5	535990	12	
15	SCREW MOUNTING PLATE	535989-1	1	
16	SELF LUBRICATING BEARING, AMES N10/N16/N	541372	1	
17	SLIDE BUSHING PLATE	535991-1	1	
18	WASHER, 6.4 FLAT ZINC	F81053-1	8	
19	BOLT, M6X12-8.8 HEX HEAD FULL THREAD ZIN	F81001-7	4	
20	SAWDUST OUTLET CONNECTOR	535995-1	1	
21	GUIDE BLOCK 1	536956-1	1	
22	GUIDE BLOCK 2	536957-1	1	
23	SCREW M8X60 LHSCS 8.8 DIN 7984	F81002-41	2	
24	SCREW M8X16 HSFHS ZC 8.8 DIN7991 ISO106	F81002-115	2	
25	SCREW, M8X40-8.8 HEX SOCKET HEAD CAP ZIN	F81002-29	6	
26	WASHER, 8.4 FLAT ZINC	F81054-1	1	
27	SCREW M8X90 SHCS ZC 8.8 DIN 912 ISO 476	F81002-44	1	
28	TRAPEZOIDAL SCREW ASSEMBLY See Section 3.12	536981	1	
29	SMALL SIDE COVER	535646-1	1	
30	BUSHING, 16/22-9 FLANGE 28-3	561788	1	
31	POSITION INDICATOR MOUNT PLATE	536000-1	1	
32	ADJUSTABLE POSITION INDICATOR METRIC	536952	1	
33	SCREW, M6X20 8.8 HEX SOCKET HEAD CAP ZIN	F81001-22	4	
34	PULLEY, MULTI-GROOVE SMALL ALUMINIUM	533586	1	
35	SCREW, M8X12-45H FE/ZN DIN914 HEX SOCKET	F81002-105	1	
36	CLAMP ROLLER ASSEMBLY See Section 3.13	536980	3	
37	HANDLE ASSEMBLY See Section 3.14	536955	1	
38	BOLT M6X12-10.9 FE/ZN5 DIN7991 TAPER HEA	F81001-54	2	
39	SAWDUST OUTLET HOSE MASTER CLIP PUR DN10	535883	1	
40	WORM CLAMP 90-110	F81095-8	2	
41	DOWEL PIN 6M6X12 DIN 7 ISO 2338	F81045-5	1	
42	WASHER, 10.5 FLAT ZINC	F81055-1	1	
43	DIN 137 B WAVE SPRING WASHER 10.5	F81055-18	1	

3.10 Clamp Roller Assembly 533550

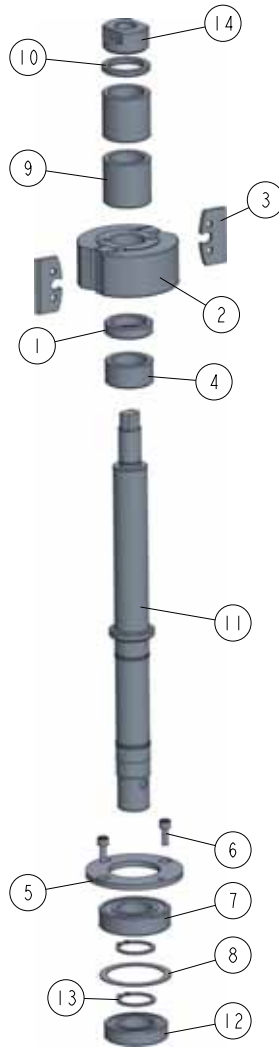
533550_001
533550_MANUAL



REF.	DESCRIPTION (* indicates parts available in assemblies only)	PART #	QTY
-	CLAMP ROLLER ASSEMBLY II	533550	1
1	CONNECTOR, ALUMINIUM	533551-1	1
2	BUSHING, 8.5/20-60 ZINC-PLATED	533553-1	1
3	BOLT, M8X90-8.8 HEX HEAD FULL THREAD ZINC	F81002-16	1
4	NUT, M8-04-HEX THIN ZINC	F81032-8	1
5	CONNECTOR, ALUMINIUM	533552	1
6	BUSHING, 8.2/20-20	533554-1	1
7	BEARING, 6004 2RS CX ROLLING	093868	1
8	WASHER, 28/20-2	533555	4
9	WASHER, 8.4 FLAT ZINC	F81054-1	1
10	SCREW, M8X40-8.8 HEX SOCKET HEAD CAP ZINC	F81002-29	1
11	SCREW, M8X30-8.8 HEX SOCKET HEAD CAP ZINC	F81002-31	1
12	SPRING, 12X25XN2	533556	1
13	WASHER, 14/8-0.5 DIN 988 SPACER	F81055-16	1

3.11 Left Spindle Assembly 535846

535846_001_A
535846_MANUAL



REF	DESCRIPTION (◆ indicates parts available in assemblies only)	PART #	QTY
-	LEFT SPINDLE ASSEMBLY	535846	1
1	BUSHING, 30/42-10 ZINC-PLATED	533539-1	1
-	CUTTERHEAD	TG562K	1
2	CUTTERHEAD	533587	1
3	KNIFE, PLANER (2 PCS)	TPK50.024.4TB	1
4	BUSHING, 30/42-20.2 ZINC-PLATED	533541-1	1
5	PLATE, CLAMPING	533542-1	1
6	SCREW, M6X16 8.8 HEX SOCKET HEAD CAP ZIN	F81001-21	2
7	BEARING 6206-C-2HRS - FAG	592793	1
8	WASHER 50X61.6X1	533543	1
9	BUSHING 30/42-40.2 ZINC-PLATED	535848-1	2
10	BUSHING, 30/42-5.2 ZINC-PLATED	533540-1	1
11	SHAFT	535847	1
12	BEARING 6006-C-2HRS - FAG	592792	1
13	RING, Z30 SPRING RETAINING	F81090-23	2
14	NUT, M20X1.5 LEFT	533538-1	1

3.12 Trapezoidal Screw Assembly 536981

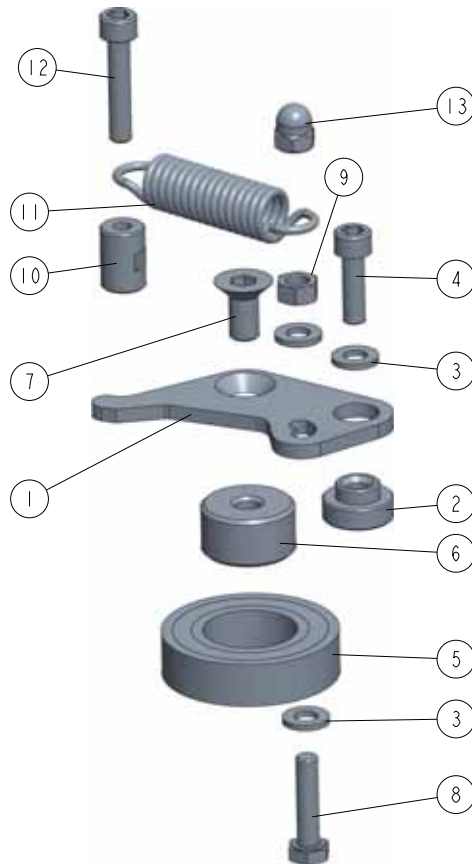
536981_001
536981



REF	DESCRIPTION (◆ indicates parts available in assemblies only)	PART #	QTY	
-	TRAPEZOIDAL SCREW ASSEMBLY	536981	1	
1	CUTTER TRAPEZOIDAL SCREW	535996	1	
2	CONNECTOR 1	535997-1	2	
3	CONNECTOR 2	535998-1	1	
4	DOWEL PIN 6M6X12 DIN 7 ISO 2338	F81045-5	1	
5	SCREW M5X5 45H W/FLAT POINT ZC DIN 913	F81014-14	2	
6	PIN, 4X24 ZINC-PLATED SPRING TYPE	F81044-13	1	

3.13 Clamp Roller Assembly 536980

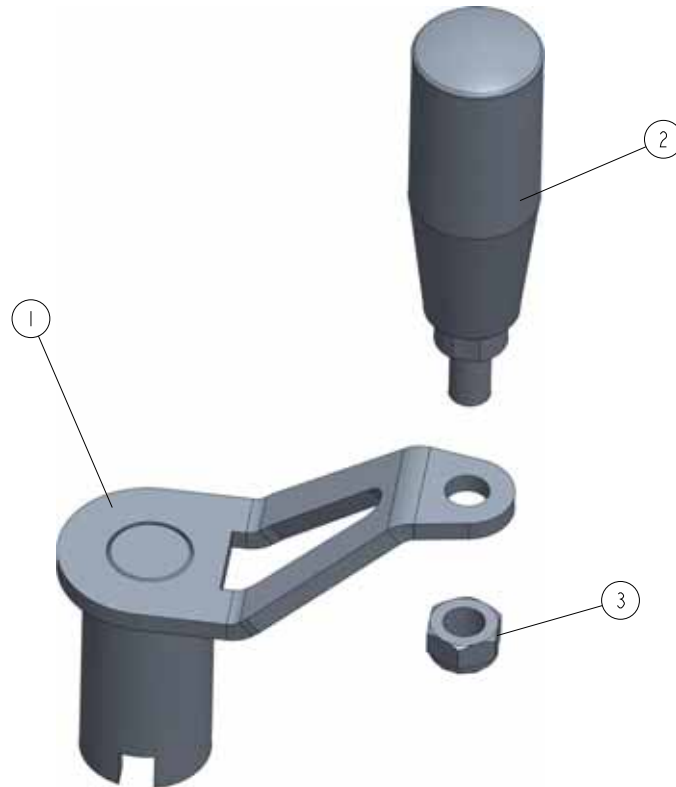
536980_001
536980_MANUAL



REF	DESCRIPTION (◆ indicates parts available in assemblies only)	PART #	QTY
-	CLAMP ROLLER ASSEMBLY	536980	1
1	BRACKET, BEARING MOVABLE	533525-1	1
2	BUSHING, 6.2/12-10 FLANGED 19-6	533632	1
3	WASHER, 6.4 FLAT ZINC	F81053-1	3
4	SCREW, M6X20 8.8 HEX SOCKET HEAD CAP ZIN	F81001-22	1
5	BEARING, 6005 2RS PN-85/M-86100	089652	1
6	BUSHING, M8/25-13.5 ZINC-PLATED	533529-1	1
7	SCREW, M8X16-10.9 FE/ZN5 DIN7991 FLAT SO	F81002-82	1
8	BOLT, M6X25-5.8 HEX HEAD FULL THREAD ZIN	F81001-3	1
9	NUT, M6 8 HEX ZINC	F81031-1	1
10	BUSHING, M6/12-17 ZINC-PLATED	533633-1	1
11	SPRING, 15X65X2.5 EXTENSION	533571	1
12	SCREW, M6X30-8.8 HEX SOCKET HEAD CAP ZIN	F81001-42	1
13	HEX DOMED CAP NUT M6 ZC 6 DIN 1587	F81032-20	1

3.14 Handle Assembly 536955

536955_001
536955

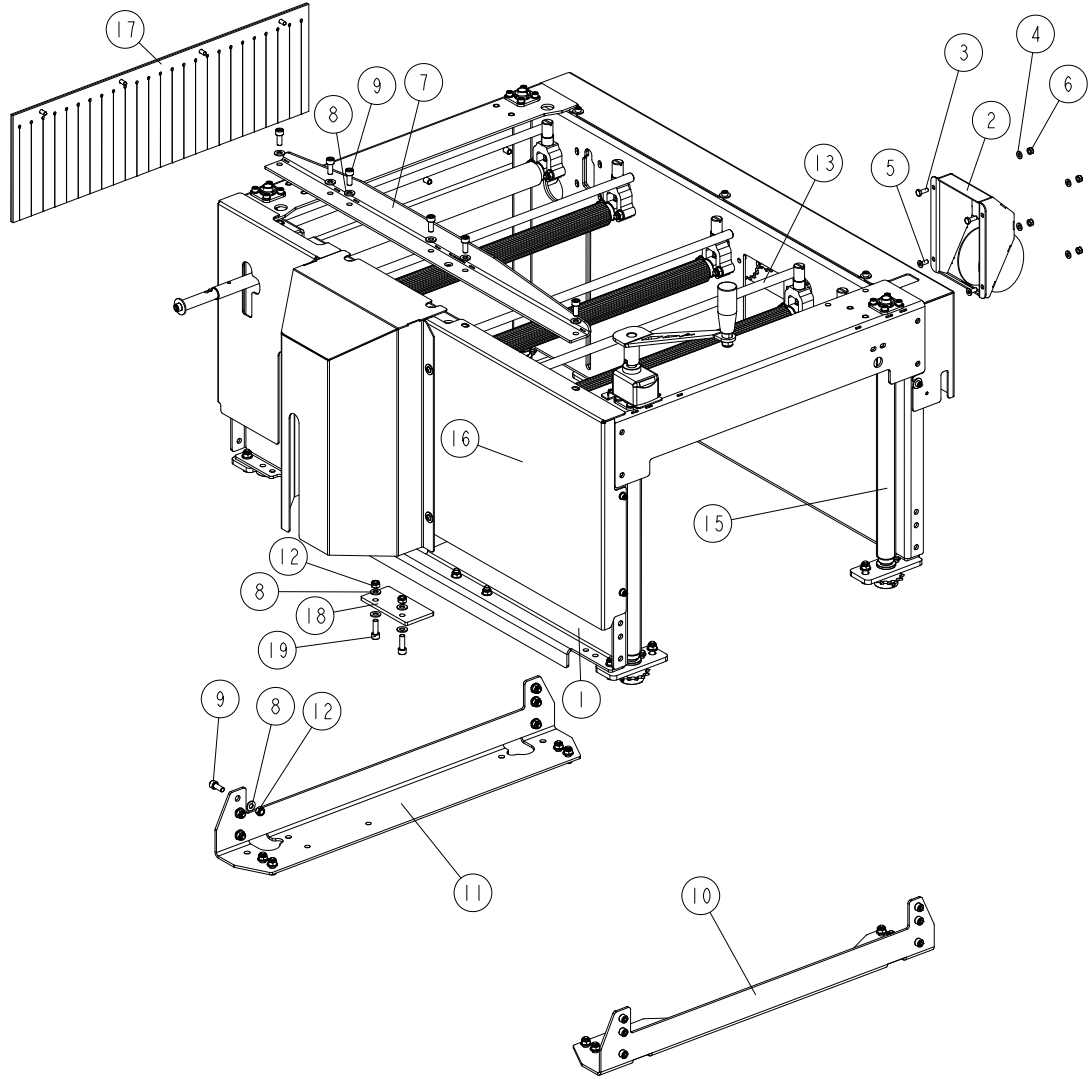


REF	DESCRIPTION (◆ indicates parts available in assemblies only)	PART #	QTY	
-	HANDLE ASSEMBLY	536955	1	
1	HANDLE WELDMENT	536953-1	1	
2	GRIP, CYLINDRICAL	533505	1	
3	NUT, M8-8-B HEX NYLON ZINC LOCK	F81032-2	1	

SECTION 4 INSIDE BODY

4.1 Inside Body

535805_001_B
 535805_MANUAL



REF	DESCRIPTION (u indicates parts available in assemblies only)	PART #	QTY
-	INSIDE BODY COMPLETE	535805	1
1	INSIDE BODY	535655-1	1
2	SAWDUST CHUTE WELDMENT	535630-1	1
3	BOLT, M6X16 8.8 HEX HEAD FULL THREAD ZIN	F81001-15	2
4	WASHER, 6.4 FLAT ZINC	F81053-1	4
5	SCREW, M6X16-10.9 DIN7991 ISO10642 FLAT	F81001-55	2
6	NUT, M6-8-B HEX NYLON ZINC LOCK	F81031-2	4
7	COVER LOCK PLATE	535691-1	1
8	WASHER, 8.4 FLAT ZINC	F81054-1	30
9	SCREW, M8X20-8.8 HEX SOCKET HEAD CAP ZIN	F81002-30	26
10	RIGHT MOUNTING PLATE	535836-1	1
11	LEFT MOUNTING PLATE	535837-1	1

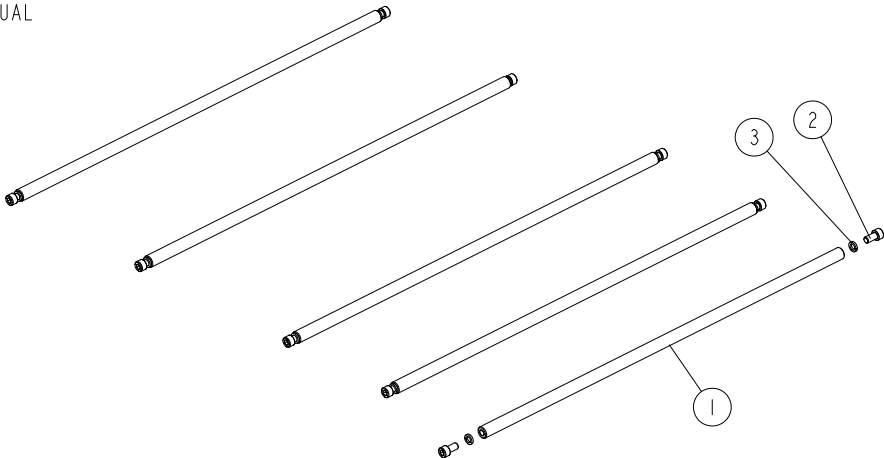
4

INSIDE BODY*Inside Body*

REF	DESCRIPTION (u indicates parts available in assemblies only)	PART #	QTY	
12	NUT, M8-8-B HEX NYLON ZINC LOCK	F81032-2	22	
13	ROD SET See Section 4.2	535835	1	
14	MP360 FEED ASSEMBLY See Section 4.3	535831	1	
15	UP/DOWN FEED ASSEMBLY See Section 4.11	535960	1	
16	GUARD SET See Section 4.10	535744	1	
17	COMPLETE GUARD See Section 4.9	535850	1	
18	LIMITER	537662-1	1	
19	SCREW, M8X25 -8.8 HEX SOCKET HEAD CAP ZI	F81002-21	2	

4.2 Rods

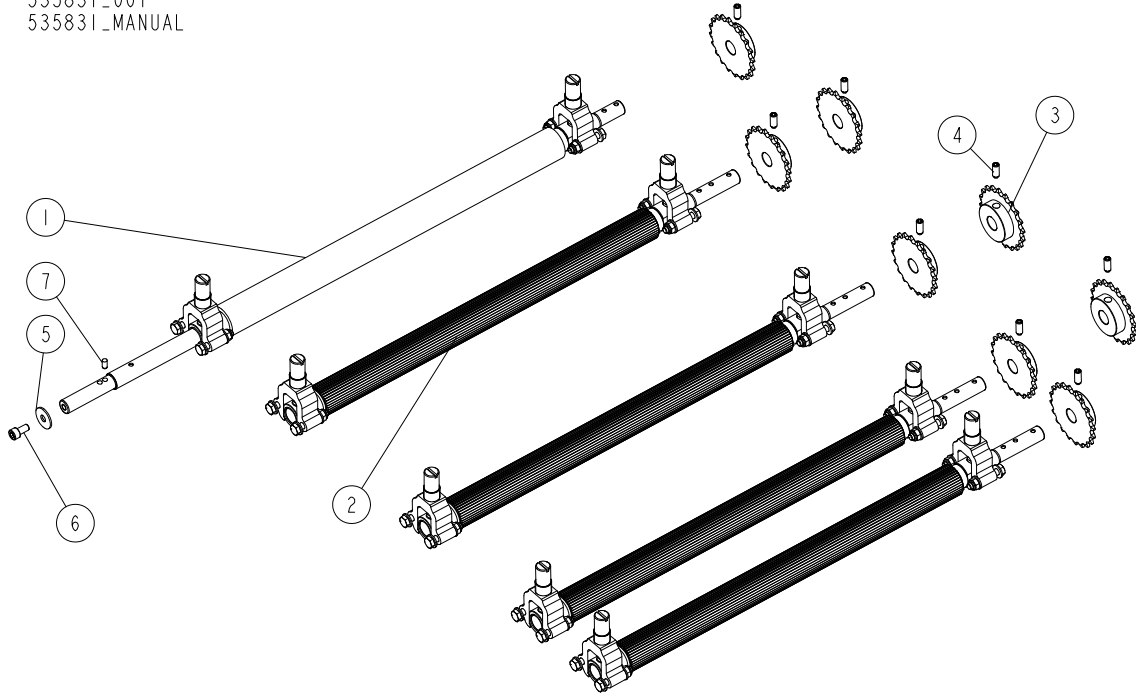
535835_001
535835_MANUAL



REF.	DESCRIPTION (* indicates parts available in assemblies only)	PART #	QTY
-	ROD SET	535835	1
1	ROD 15X592	535834-1	5
2	SCREW M8X16 SHCS ZC 8.8 DIN 912 ISO 4762	F81002-39	10
3	WASHER 8.2 ZC SPRING LOCK DIN 127	F81054-4	10

4.3 Feed Assembly

535831_001
535831_MANUAL



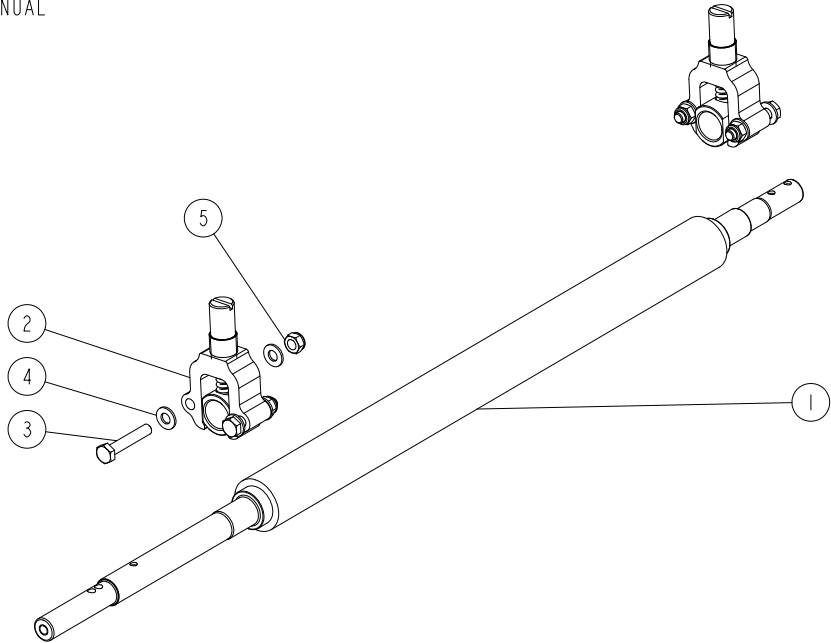
REF.	DESCRIPTION (* indicates parts available in assemblies only)	PART #	QTY
-	MP360 FEED ASSEMBLY	535831 ¹	1
1	SHAFT WITH PROTECTIVE COVER - COMPLETE See Section 4.4	535740	1
2	DRIVE SHAFT ASSEMBLY See Section 4.6	535732	4
3	SPROCKET Z=20; 1/2"X 3/16" (CHAIN 083-1)	535832	8
4	SCREW M8X20 HSS W/DOG POINT ZC 45H DIN 915 ISO 4028	F81002-77	8
5	WASHER 9/28-2	535853-1	1
6	SCREW M8X16 SHCS ZC 8.8 DIN 912 ISO 4762	F81002-39	1
7	DOWEL PIN 6M6X12 DIN 7 ISO 2338	F81048-13	1

¹

- 535876- chain 083-1; p=1/2"; length=0.6096 m(47 links+1 offset link);
- 535877- chain 083-1; p=1/2"; length.=0.762 m (59 links+ 1 offset link);
- 535878- chain 083-1; p=1/2"; length=0.6731 m (53 links);
- 535879-chain 083-1; p=1/2"; length.=0.4393 m; (37 links);
- 533128- master link for chain 083-1 -4 pcs

4.4 Shaft With Protective Cover

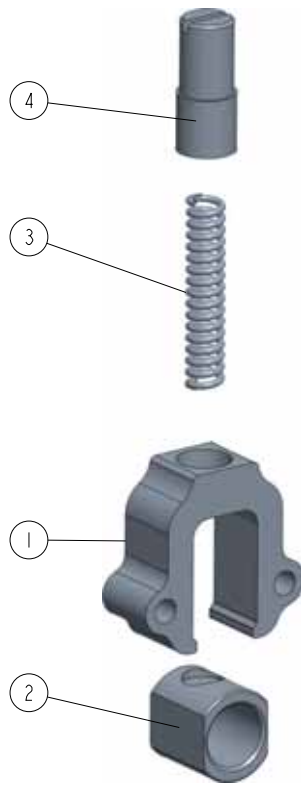
535740_001
 535740_MANUAL



REF.	DESCRIPTION (* indicates parts available in assemblies only)	PART #	QTY	
-	SHAFT WITH PROTECTIVE COVER - COMPLETE	535740	1	
1	SHAFT WITH PROTECTIVE COVER	535739	1	
2	HOUSING, BEARING - COMPLETE See Section 4.5	535737	2	
3	BOLT M8X45 HH ZC FT 8.8 DIN 933	F81002-14	4	
4	WASHER 8.4 ZC DIN 126 ISO 7091	F81054-1	8	
5	NUT M8 ZC 8 NYLOCK DIN 982 ISO 7040	F81032-2	4	

4.5 Bearing

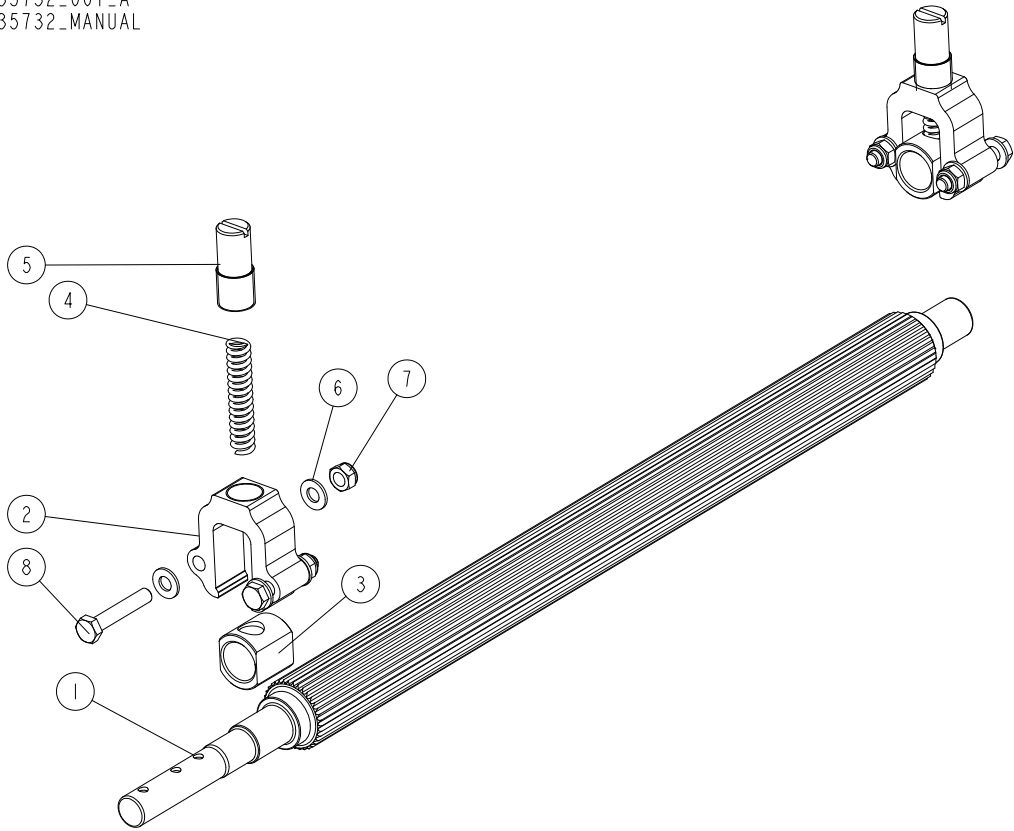
535737_001_A
 535737_MANUAL



REF	DESCRIPTION (u indicates parts available in assemblies only)	PART #	QTY	
-	HOUSING, BEARING - COMPLETE	535737	1	
1	SLIDE BUSHING HOUSING	535733-1	1	
2	BUSHING, SLIDE	546899	1	
3	SPRING	535736-1	1	
4	ADJUSTMENT SCREW	535734-1	1	

4.6 Drive Shaft Assembly

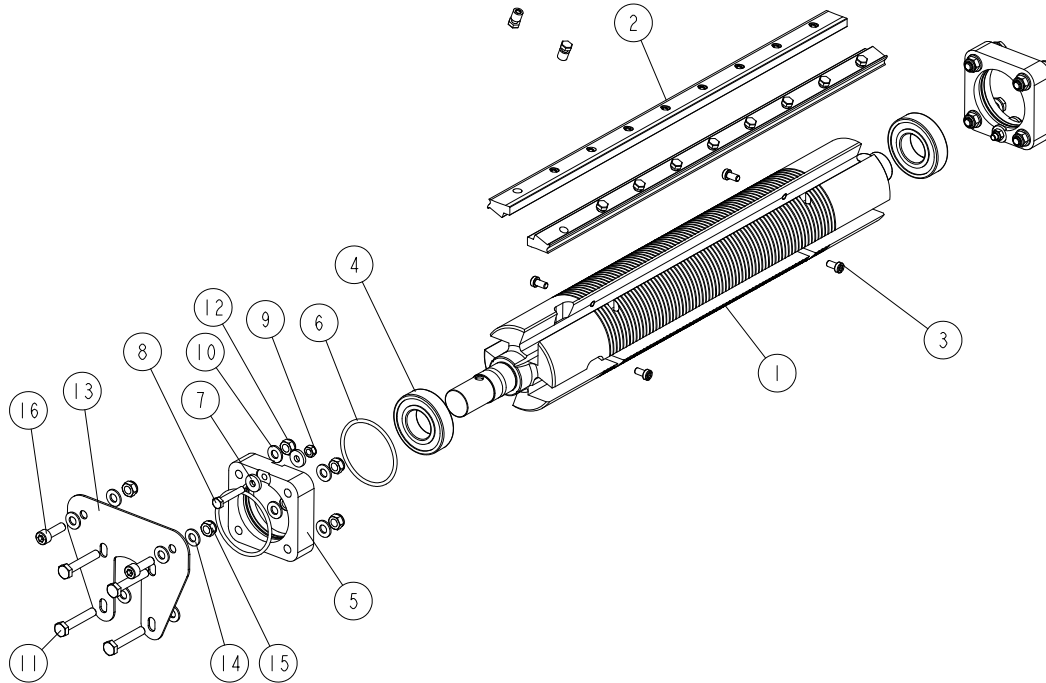
535732_001_A
535732_MANUAL



REF.	DESCRIPTION (* indicates parts available in assemblies only)	PART #	QTY
-	STEEL DRIVE SHAFT ASSEMBLY	535732	1
1	STEEL DRIVE SHAFT	535833-1	1
-	HOUSING, BEARING - COMPLETE	535737	2
2	SLIDE BUSHING HOUSING	535733-1	1
3	BUSHING, SLIDE	546899	1
4	SPRING	535736-1	1
5	ADJUSTMENT SCREW	535734-1	1
6	WASHER 8.4 ZC DIN 126 ISO 7091	F81054-1	8
7	NUT M8 ZC 8 NYLOCK DIN 982 ISO 7040	F81032-2	4
8	BOLT M8X45 HH ZC FT 8.8 DIN 933	F81002-14	4

4.7 Upper Cutter

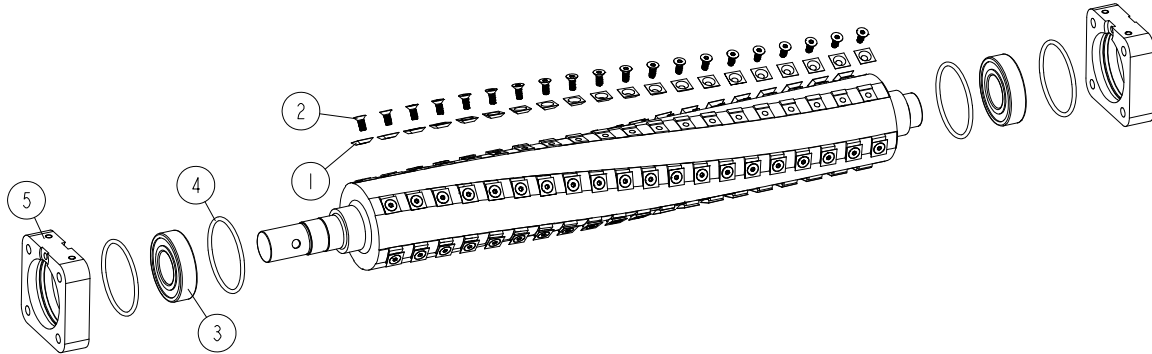
536961_001
536961_MANUAL



REF.	DESCRIPTION (* indicates parts available in assemblies only)	PART #	QTY
-	UPPER CUTTER ASSEMBLY	536961	1
1	UPPER CUTTER	360-104-1	1
2	MOUNTING WEDGE SET	360-060	1
3	SCREW M6X12 LSHCS 10.9 DIN 7984	F81001-80	4
4	BEARING, 6206 2RSR P6 ROLLING (FAG, NSK, SKF)	100787	2
-	UPPER CUTTER BEARING HOUSING ASSMEBLY	536964	2
5	HOUSING, BEARING	533590-1	1
6	O-RING, BEARING HOUSING	533592	2
7	WASHER 6.4 ZC DIN 7349	F81053-13	2
8	BOLT M6X35 HH ZC 8.8 PT DIN 931	F81001-71	1
9	NUT M6 ZC 8 NYLOCK DIN 982 ISO 7040	F81031-2	1
10	WASHER 8.4 ZC DIN 126 ISO 7091	F81054-1	8
11	BOLT M8X45 HH ZC FT 8.8 DIN 933	F81002-14	4
12	NUT M8 ZC 8 NYLOCK DIN 982 ISO 7040	F81032-2	4
13	MOUNTING PLATE	536969-1	1
14	WASHER 8.4 ZC DIN 126 ISO 7091	F81054-1	4
15	NUT M8 ZC 8 NYLOCK DIN 982 ISO 7040	F81032-2	2
16	SCREW M8X25 SHCS ZC 8.8 DIN 912 ISO 4762	F81002-21	2

4.8 Helical Upper Cutter (Option)

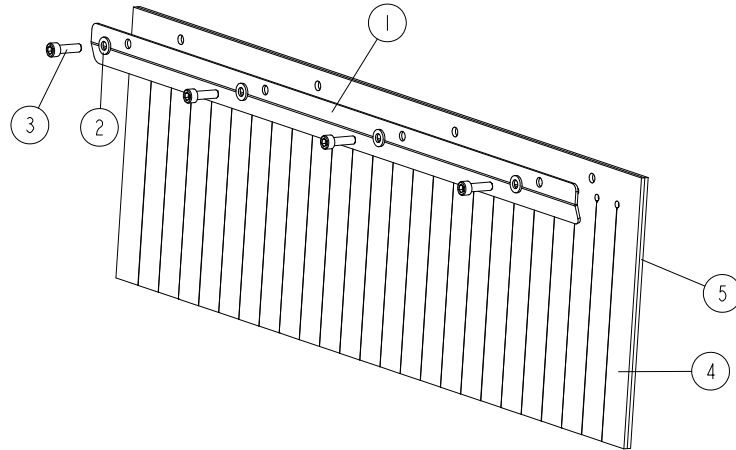
THH360TC-S_001
 THH360TC-S



REF	DESCRIPTION (u indicates parts available in assemblies only)	PART #	QTY
-	KIT, MP360 HELICAL TOP CUTTERHEAD	THH360TC-S	1
-	CUTTERHEAD, HELICAL THH360TC	THH360TC	1
1	INSERT, REPLACEMENT CARBIDE	TIK19HM	100
2	SCREW, 10-32X1/2 FH BO; TORX PLUS	F05004-325	100
3	BEARING, 6206-C-2HRS-FAG	592793	2
4	O-RING, BEARING HOUSING	533592	4
5	HOUSING, BEARING	533590-1	2

4.9 Guard

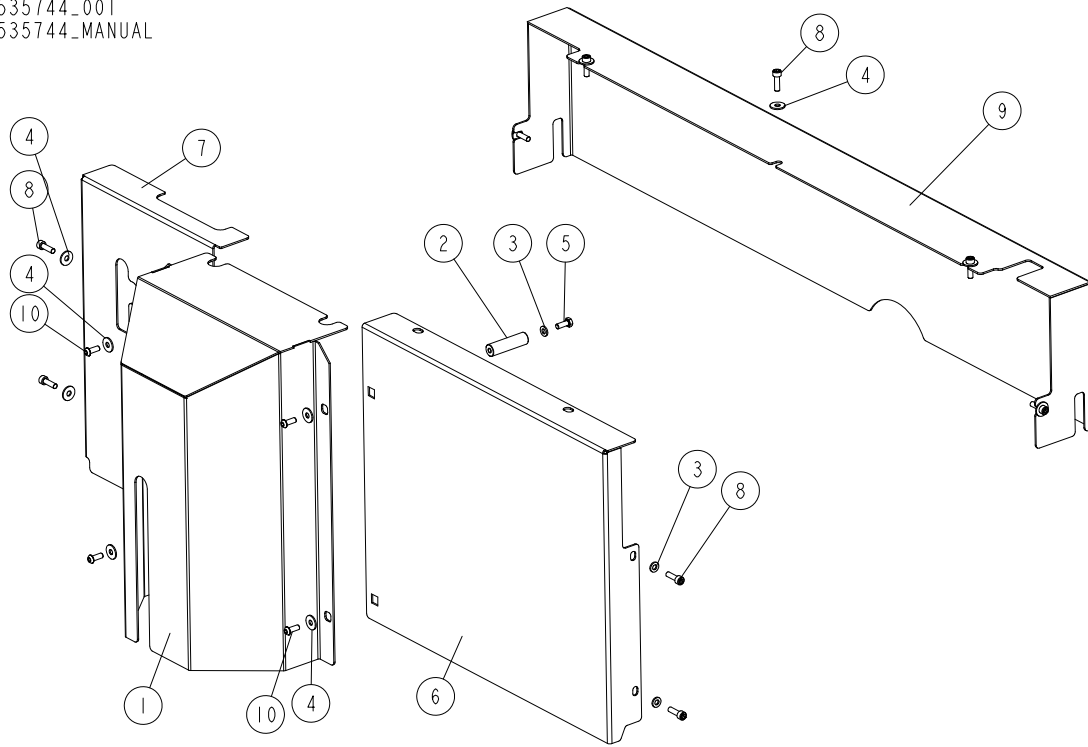
535850_001_A
535850_MANUAL



REF	DESCRIPTION (* indicates parts available in assemblies only)	PART #	QTY	
-	COMPLETE GUARD	535850	1	
1	FLEXIBLE GUARD BRACKET	535849-1	1	
2	WASHER, 6.4 FLAT ZINC	F81053-1	4	
3	SCREW, M6X20 8.8 HEX SOCKET HEAD CAP ZIN	F81001-22	4	
4	FLEXIBLE GUARD	535851	1	
5	FLEXIBLE GUARD	564892	1	

4.10 Guard Set

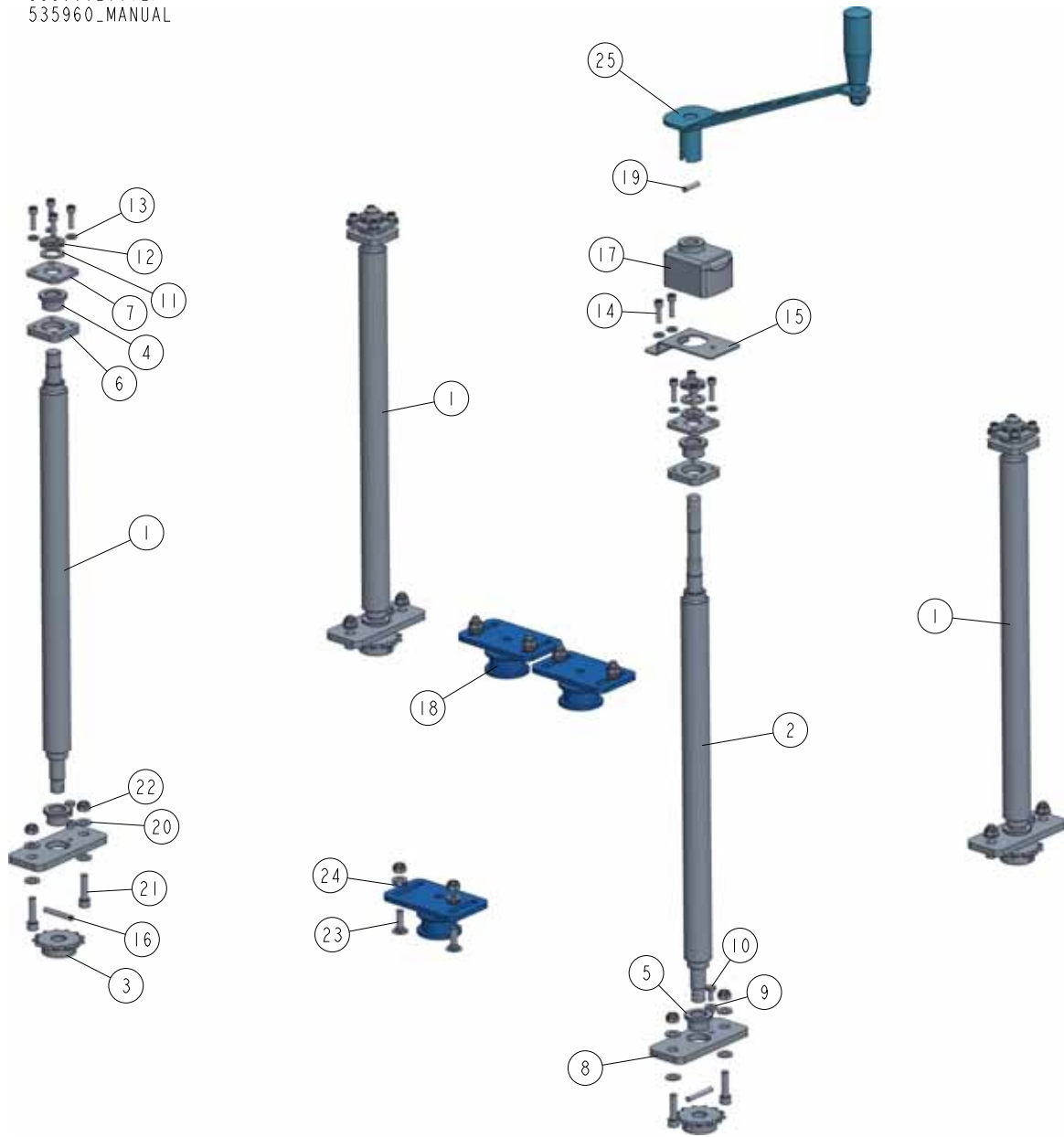
535744_001
535744_MANUAL



REF.	DESCRIPTION (* indicates parts available in assemblies only)	PART #	QTY
-	GUARD SET	535744	1
1	MIDDLE GUARD	535654-1	1
2	BUSHING M6/15-54	535743-1	2
3	WASHER 6.4 ZC DIN 126 ISO 7091	F81053-1	4
4	WASHER 6.5 ZC FENDER DIN 9021 ISO 7093	F81053-11	11
5	BOLT M6X16 HH ZC FT 8.8 DIN 933	F81001-15	2
6	FRONT RIGHT GUARD	535742-1	1
7	FRONT LEFT GUARD	535741-1	1
8	SCREW M6X20 SHCS ZC 8.8 DIN 912 ISO 4762	F81001-22	9
9	BACK GUARD	535632-1	1
10	HEX SOCKET BUTTON HEAD SCREW M6X16 ZC 10.9 ISO 7380-1	F81001-99	4

4.11 Up/Down Feed Assembly 535960

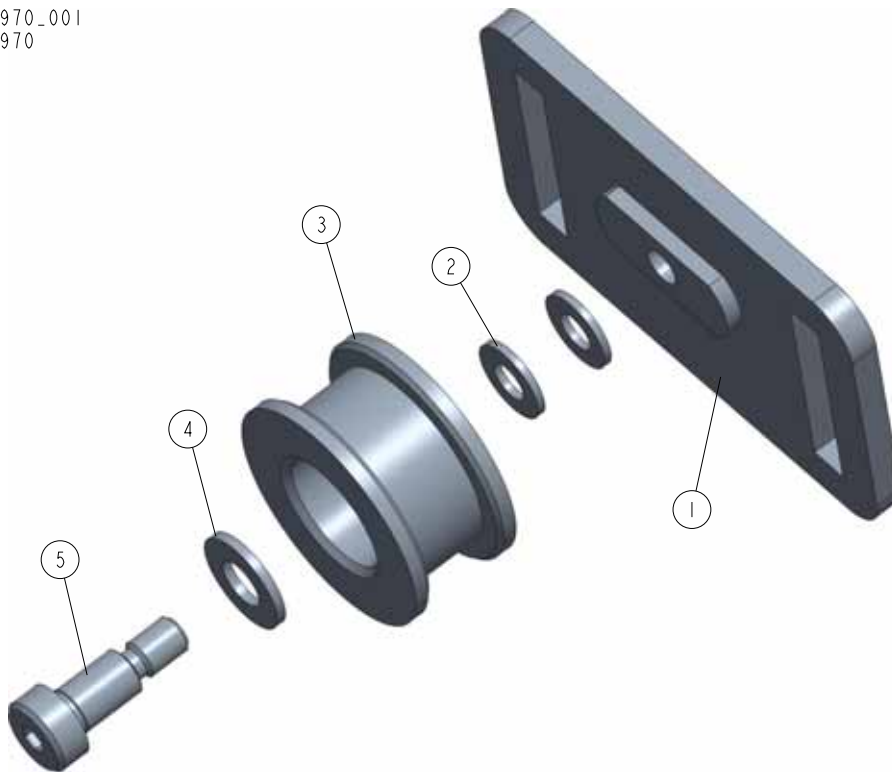
535960_001_F
535960_MANUAL



REF	DESCRIPTION (◆ indicates parts available in assemblies only)	PART #	QTY
-	UP/DOWN FEED ASSEMBLY	535960	1
1	TRAPEZOIDAL SCREW TR32X6	535951	3
2	ADJUSTABLE TRAPEZOIDAL SCREW TR32X6	535952	1
3	SPROCKET Z=13; 1/2"X 3/16"(CHAIN 083-1	535953	4
4	BUSHING 12.3/18-16 FLANGE 32-4	535954	4
5	BUSHING 18/25-16 FLANGE 32-4	546904	4
6	PLATE 1 - SCREW MOUNT	535962-1	4
7	PLATE 2 - SCREW MOUNT	535963-1	4
8	PLATE 3 - SCREW MOUNT	535964-1	4
9	LOCKING BUSHING	535965-1	4

REF	DESCRIPTION (◆ indicates parts available in assemblies only)	PART #	QTY	
10	BOLT, M6X12-8.8 HEX HEAD FULL THREAD ZIN	F81001-7	4	
11	NYLON WASHER 17.5X27X2	535967	5	
12	NUT KM3 M17X1 NYLOCK DIN 981	535966	4	
13	WASHER, 6.4 FLAT ZINC	F81053-1	18	
14	SCREW, M6X20 8.8 HEX SOCKET HEAD CAP ZIN	F81001-22	18	
15	BRACKET	535961-1	1	
16	ROLL PIN 6X40 ZC DIN 1481 ISO 8752	F81045-8	4	
17	POSITION INDICATOR	535968	1	
18	CHAIN TENSION ASSEMBLY See Section 4.12	535970	3	
19	DOWEL PIN 6M6X12 DIN 7 ISO 2338	F81045-5	1	
20	WASHER, 8.4 FLAT ZINC	F81054-1	22	
21	SCREW, M8X30-8.8 HEX SOCKET HEAD CAP ZIN	F81002-31	8	
22	NUT, M8-8-B HEX NYLON ZINC LOCK	F81032-2	14	
23	BOLT, M8X25-8.8 ZINC MUSHROOM HEAD SQUAR	F81002-59	6	
24	WASHER, 8.4 EXTERIOR STAR LOCK ZINC	F81054-3	6	
25	HANDLE ASSEMBLY See Section 4.13	535975	1	

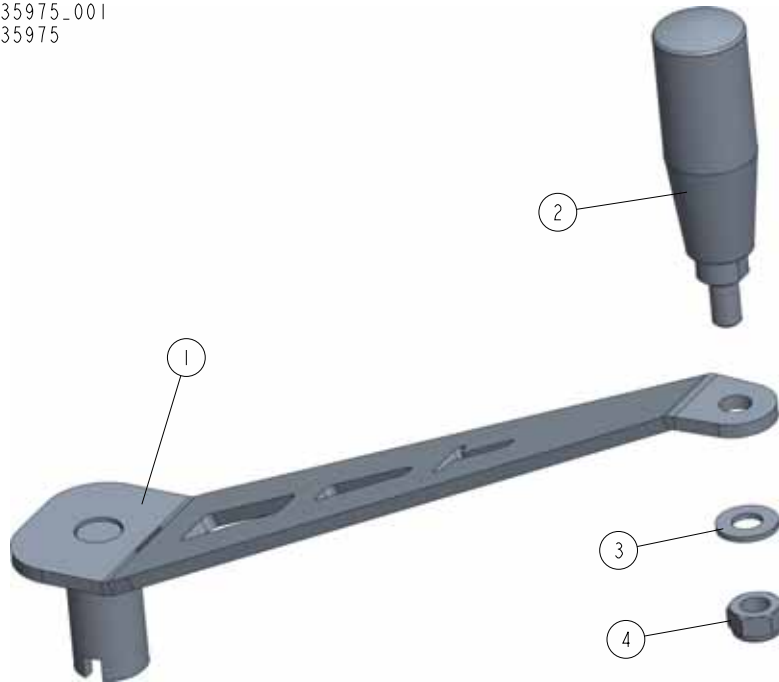
4.12 Chain Tension Assembly 535970

535970_001
535970

REF	DESCRIPTION (◆ indicates parts available in assemblies only)	PART #	QTY	
-	CHAIN TENSION ASSEMBLY	535970	1	
1	WELDED TENSION PLATE	535969-1	1	
2	WASHER, 8.4 FLAT ZINC	F81054-1	2	
3	ROLLER, TENSIONER	533576	1	
4	WASHER, 10.5 FLAT ZINC	F81055-1	1	
5	BOLT, ISO 7379-10-M8-16 12.9 SHOULDER	F81003-139	1	

4.13 Handle Assembly 535975

535975_001
535975

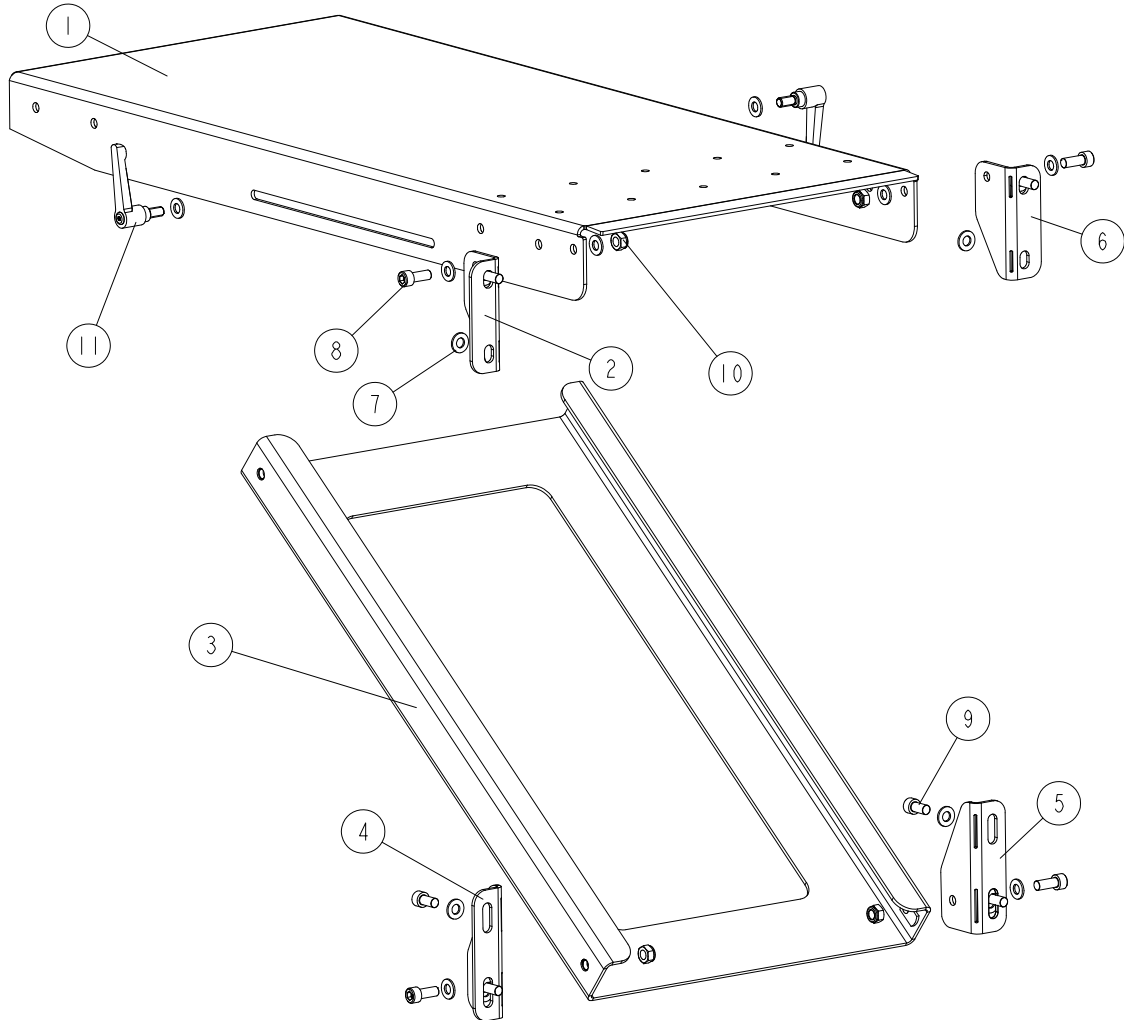


REF	DESCRIPTION (◆ indicates parts available in assemblies only)	PART #	QTY	
-	HANDLE ASSEMBLY	535975	1	
1	HANDLE WELDMENT	535973-1	1	
2	REVOLVING GRIP	535974	1	
3	WASHER, 10.5 FLAT ZINC	F81055-1	1	
4	NUT, M10-8-B HEX NYLON ZINC LOCK	F81033-1	1	

SECTION 5 TABLES

5.1 Outfeed Table

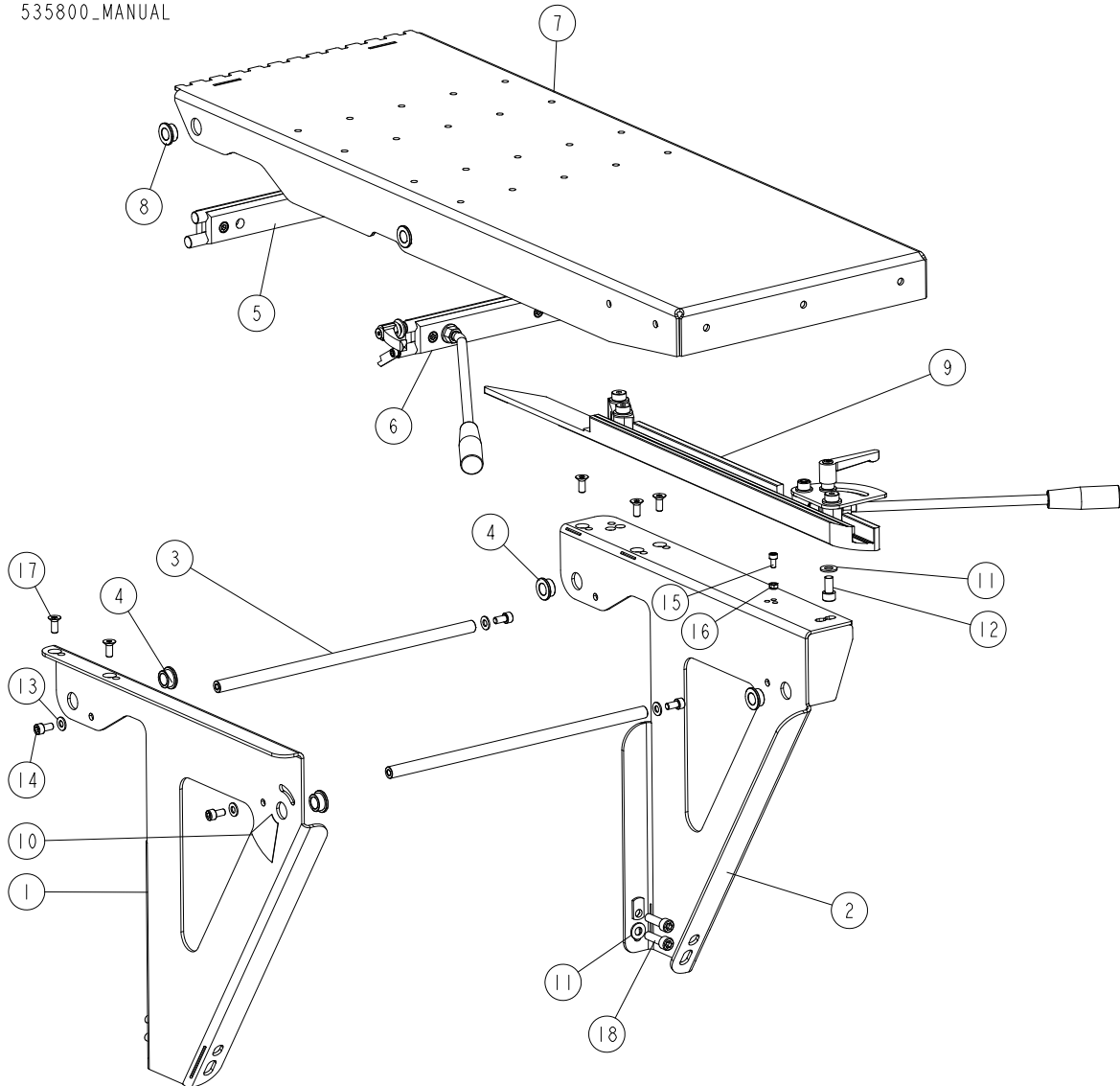
536974_001
 536974_MANUAL



REF.	DESCRIPTION (* indicates parts available in assemblies only)	PART #	QTY
-	OUTFEED TABLE ASSEMBLY	536974	1
1	OUTFEED TABLE TOP	536976-1	1
2	MOUNTING PLATE 2	536970-1	1
3	BRACKET WELDMENT	536977-1	1
4	MOUNTING PLATE 1	536967-1	1
5	MOUNTING PLATE 3	536978-1	1
6	MOUNTING PLATE 4	536979-1	1
7	WASHER, 10.5 ZC DIN 126 ISO 7091	F81055-1	18
8	SCREW, M10X25 SHCS ZC 8.8 DIN 912 ISO 4762	F81003-32	6
9	SCREW M10X20 SHCS ZC 8.8 DIN 912 ISO 4762	F81003-108	6
10	NUT, M10 ZC 8 NYLOCK DIN 982 ISO 7040	F81033-1	4
11	ADJUSTABLE LEVER GN 302-78-M10-20-SW	537518	2

5.2 Infeed Table

535800_001
535800_MANUAL



REF.	DESCRIPTION (* indicates parts available in assemblies only)	PART #	QTY
-	INFEEED TABLE - COMPLETE	535800	1
1	SUPPORT PLATE 1 - COMPLETE	535764-1	1
2	SUPPORT PLATE 2 - COMPLETE	535816-1	1
3	SHAFT	535817-1	2
4	BUSHING 15/22-12 FLANGE 28-3	534359	4
5	REAR ADJUSTMENT RAIL ASSEMBLY See Section 5.3	535820	1
6	FRONT ADJUSTMENT RAIL ASSEMBLY See Section 5.4	537505	1
-	INFEEED TABLE TOP PLATE - COMPLETE	535755	1
7	INFEEED TABLE TOP PLATE WELDMENT	535754-1	1
8	BUSHING 15/22-12 FLANGED 28-3	534359	4
9	BOARD GUIDE FENCE 1 - COMPLETE See Section 5.5	537516	1
10	LABEL	537504	1
11	WASHER 10.5 ZC DIN 126 ISO 7091	F81055-1	3

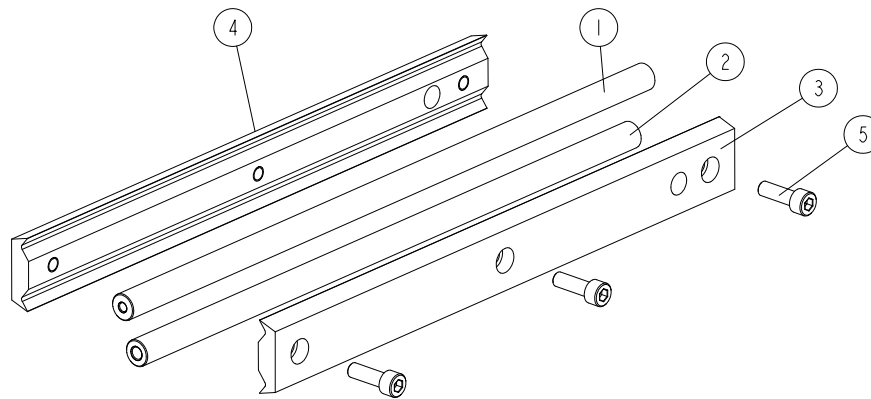
5 TABLES

Infeed Table

REF.	DESCRIPTION (* indicates parts available in assemblies only)	PART #	QTY	
12	SCREW M10X20 SHCS ZC 8.8 DIN 912 ISO 4762	F81003-108	1	
13	WASHER 8.4 ZC DIN 126 ISO 7091	F81054-1	4	
14	SCREW M8X16 SHCS ZC 8.8 DIN 912 ISO 4762	F81002-39	4	
15	SCREW M6X12 SHCS ZC 8.8 DIN 912 ISO 4762	F81001-87	1	
16	NUT M6 ZC 8 NYLOCK DIN 982 ISO 7040	F81031-2	1	
17	SCREW M8X20 HSFHS ZC 8.8 DIN 7991 ISO 10642	F81002-70	5	
18	SCREW M10X35 SHCS ZC 8.8 DIN912 ISO 4762	F81003-56	4	

5.3 Rear Adjustment Rail

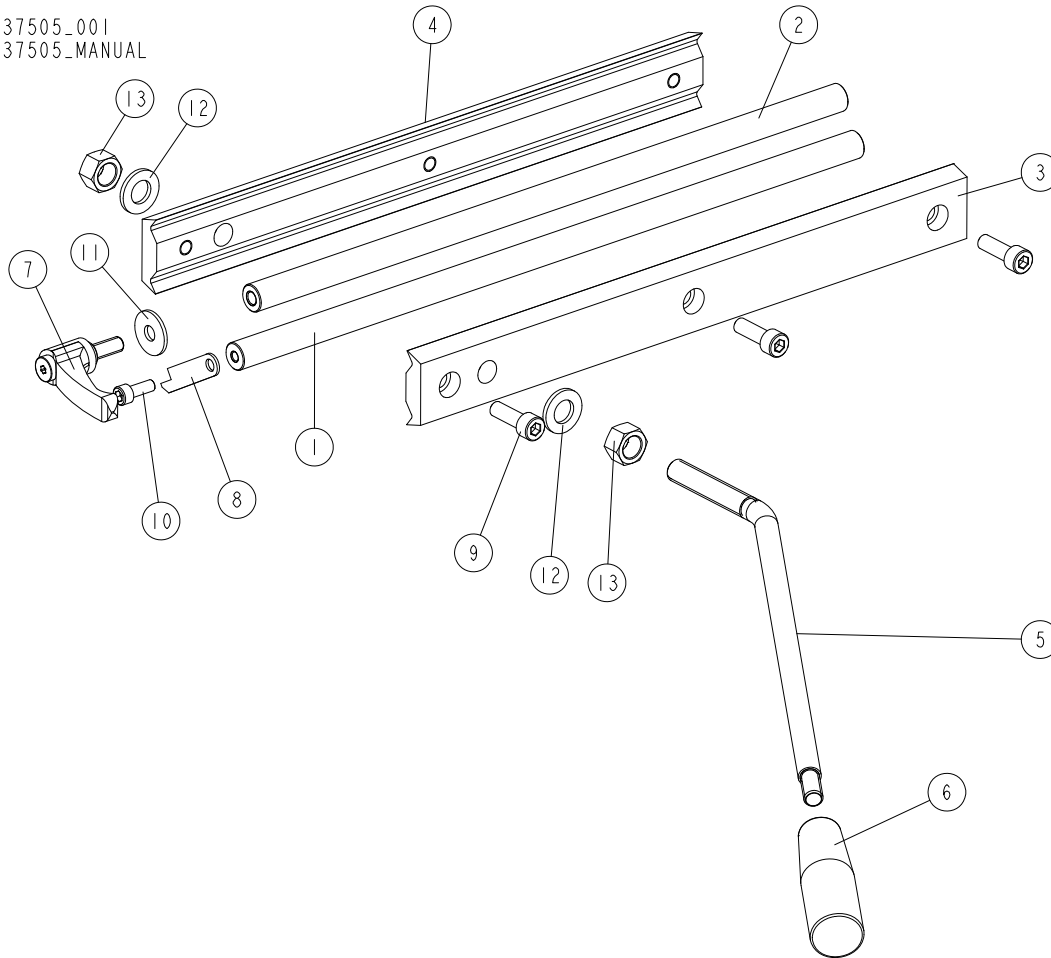
535820_001
535820_MANUAL



REF.	DESCRIPTION (* indicates parts available in assemblies only)	PART #	QTY	
-	REAR ADJUSTMENT RAIL ASSEMBLY	535820	1	
1	ROD 1	535818	1	
2	ROD 2	535819	1	
3	RIGHT BRACKET	537501	1	
4	LEFT BRACKET	537502	1	
5	SCREW M8X25 SHCS ZC 8.8 DIN 912 ISO 4762	F81002-21	3	

5.4 Front Adjustment Rail

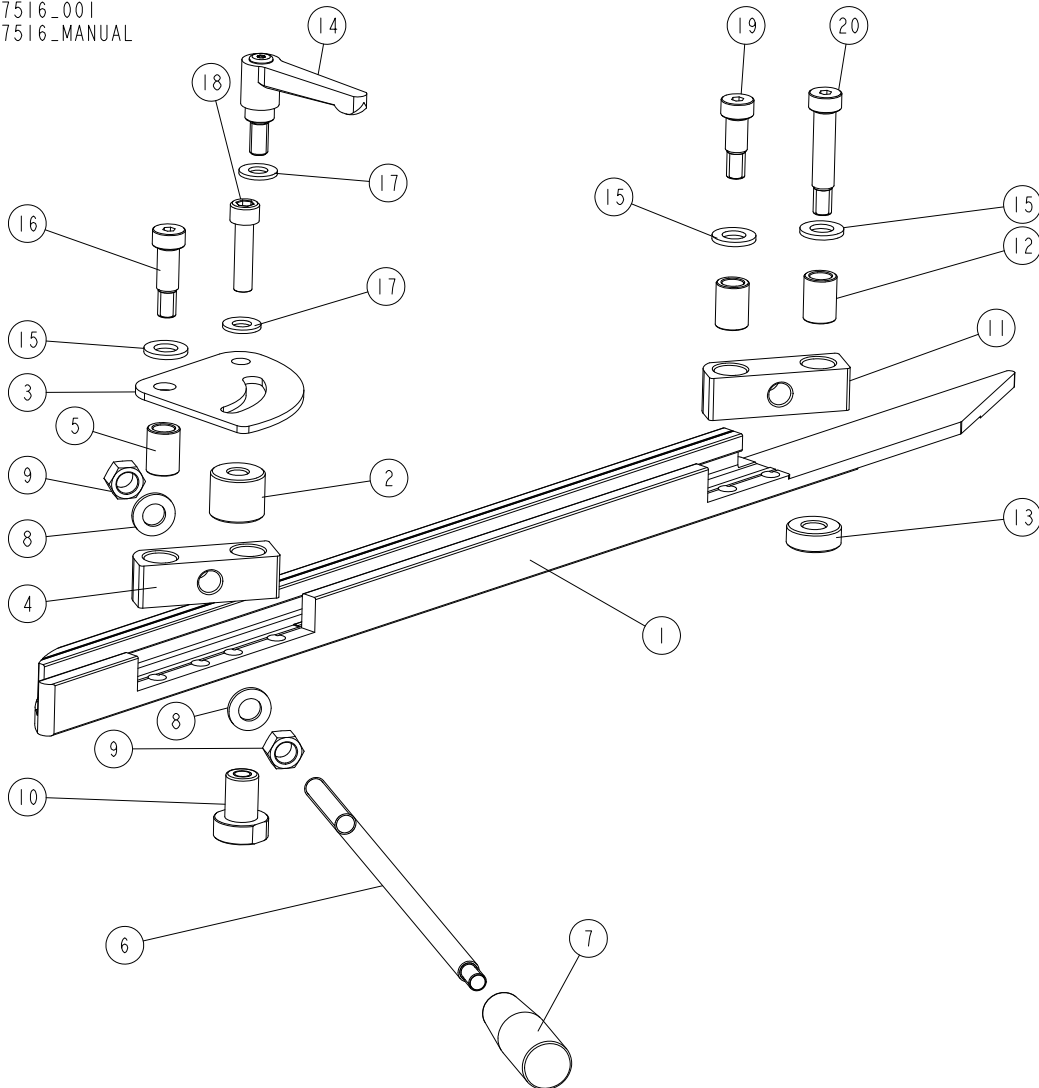
537505_001
537505_MANUAL



REF.	DESCRIPTION (* indicates parts available in assemblies only)	PART #	QTY
-	FRONT ADJUSTMENT RAIL ASSEMBLY	537505	1
1	ROD 1	535818	1
2	ROD 2	535819	1
3	RIGHT BRACKET	537501	1
4	LEFT BRACKET	537502	1
5	ROD, M12	534379-1	1
6	GRIP, THREAD M10 13870M10	089445	1
7	ADJUSTABLE HANDLE ERZ.63 P- M8X20	534378	1
8	SCALE INDICATOR	537503-1	1
9	SCREW M8X25 SHCS ZC 8.8 DIN 912 ISO 4762	F81002-21	3
10	SCREW M6X16 SHCS ZC 8.8 DIN 912 ISO 4762	F81001-21	1
11	WASHER 8.5 ZC FENDER DIN 9021 ISO 7093	F81054-11	1
12	WASHER 13 ZC DIN 126 ISO 7091	F81056-1	2
13	NUT M12 ZC 8 DIN 934	F81034-1	2

5.5 Board Guide Fence 1

537516_001
537516_MANUAL

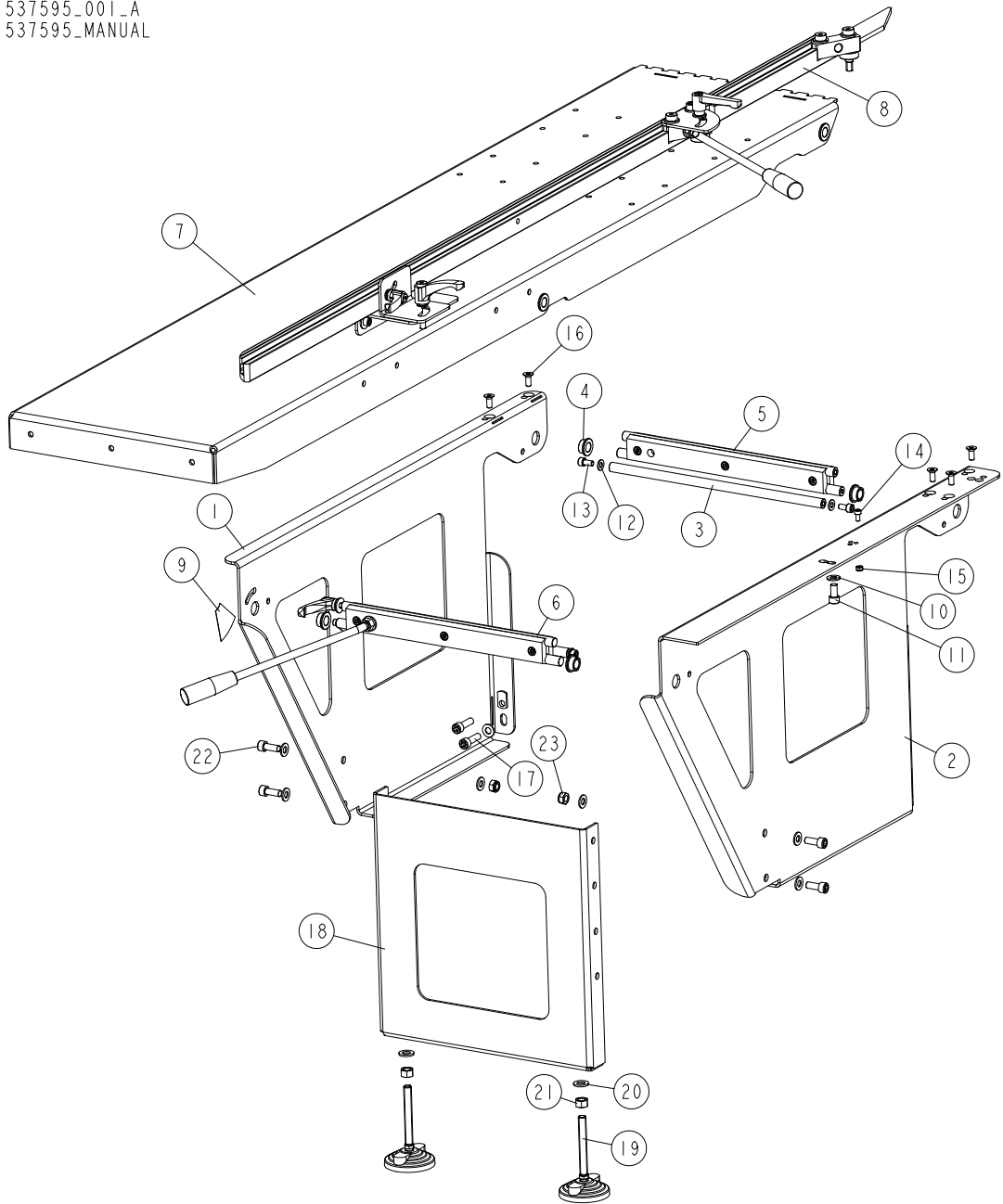


REF.	DESCRIPTION (* indicates parts available in assemblies only)	PART #	QTY
-	BOARD GUIDE FENCE 1 - COMPLETE	537516	1
1	FENCE 1	537514-1	1
2	BUSHING 10.5/30-25	537513-1	1
3	PLATE	537511-1	1
-	LEVER ASSEMBLY	537510	1
4	LEVER BLOCK	537506-1	1
5	BUSHING 12/18-25	537508	1
6	THREADED ROD	537507-1	1
7	GRIP, THREAD M10 13870M10	089445	1
8	WASHER 13 ZC DIN 126 ISO 7091	F81056-1	2
9	NUT M12 ZC 8 DIN 934	F81034-1	2
10	THREADED BUSHING	537512-1	1
-	COMPLETE BLOCK	537515	1
11	LEVER BLOCK	537506-1	1
12	BUSHING 12/18-25	537508	2

REF.	DESCRIPTION (* indicates parts available in assemblies only)	PART #	QTY	
13	BUSHING 12.5/30-11	537517-1	1	
14	ADJUSTABLE LEVER GN 302-78-M10-20-SW	537518	1	
15	WASHER 13 ZC DIN 126 ISO 7091	F81056-1	3	
16	BOLT 12/M10X25 ZC SHOULDER 12.9 DIN 9841 ISO 7379	F81003-84	1	
17	WASHER 10.5 ZC DIN 126 ISO 7091	F81055-1	2	
18	SCREW M10X40 SHCS ZC 8.8 DIN 912 ISO 4762	F81003-22	1	
19	BOLT 12/M10X20 SHOULDER 12.9 DIN 9814 ISO 7379	F81003-68	1	
20	BOLT 12/M10X45 ZC SHOULDER 12.9 DIN 9841 ISO 7379	F81003-152	1	

5.6 Infeed Table 2m (Option)

537595_001_A
 537595_MANUAL

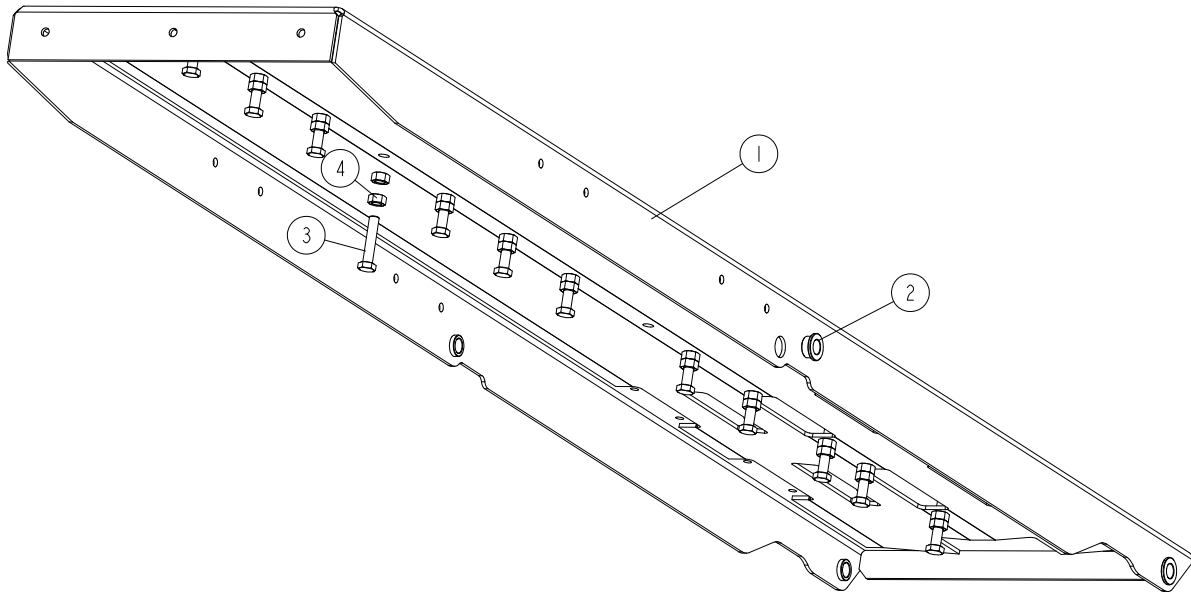


REF	DESCRIPTION (u indicates parts available in assemblies only)	PART #	QTY
-	INFEEED TABLE COMPLETE	537595	1
1	SUPPORT PLATE 1	542501-1	1
2	SUPPORT PLATE 2	542502-1	1
3	SHAFT	535817-1	2
4	BUSHING 15/22-12 FLANGED 28-3	534359	4
5	REAR GUIDE RAIL ASSEMBLY See Section 5.3	535820	1
6	FRONT GUIDE RAIL ASSEMBLY See Section 5.4	537505	1
7	INFEEED TABLE TOP COMPLETE See Section 5.7	537590	1
8	BOARD GUIDE FENCE COMPLETE See Section 5.8	537598	1
9	LABEL	537504	1

REF	DESCRIPTION (u indicates parts available in assemblies only)	PART #	QTY	
10	WASHER 10,5 ZC DIN 126 ISO 7091	F81055-1	11	
11	SCREW M10X20 SHCS ZC 8.8 DIN 912 ISO4762	F81003-108	1	
12	WASHER, 8.4 FLAT ZINC	F81054-1	4	
13	SCREW, M8X16-8.8-HEX SOCKET HEAD CAP ZIN	F81002-39	4	
14	SCREW M6X12 SHCS ZC 8.8 DIN 912 ISO 4762	F81001-87	1	
15	NUT, M6-8-B HEX NYLON ZINC LOCK	F81031-2	1	
16	SCREW M8X20 HSFHS ZC 8.8 DIN 7991 ISO 1	F81002-70	5	
17	SCREW M10X35 SHCS ZC 8.8 DIN912 ISO 47	F81003-56	4	
-	FOOT, ASSEMBLY	537679	1	
18	FOOT, TABLE	537678-1	1	
19	FOOT, LV.F-80-14-M12X98	537813	2	
20	WASHER, 13 FLAT ZINC	F81056-1	2	
21	NUT, M12-8-B HEX ZINC	F81034-1	2	
22	SCREW M10X25 SHCS ZC 8.8 DIN 912 ISO 476	F81003-32	4	
23	NUT M10 ZC 8 NYLOCK DIN 982 ISO 7040	F81033-1	4	

5.7 Infeed Table Top

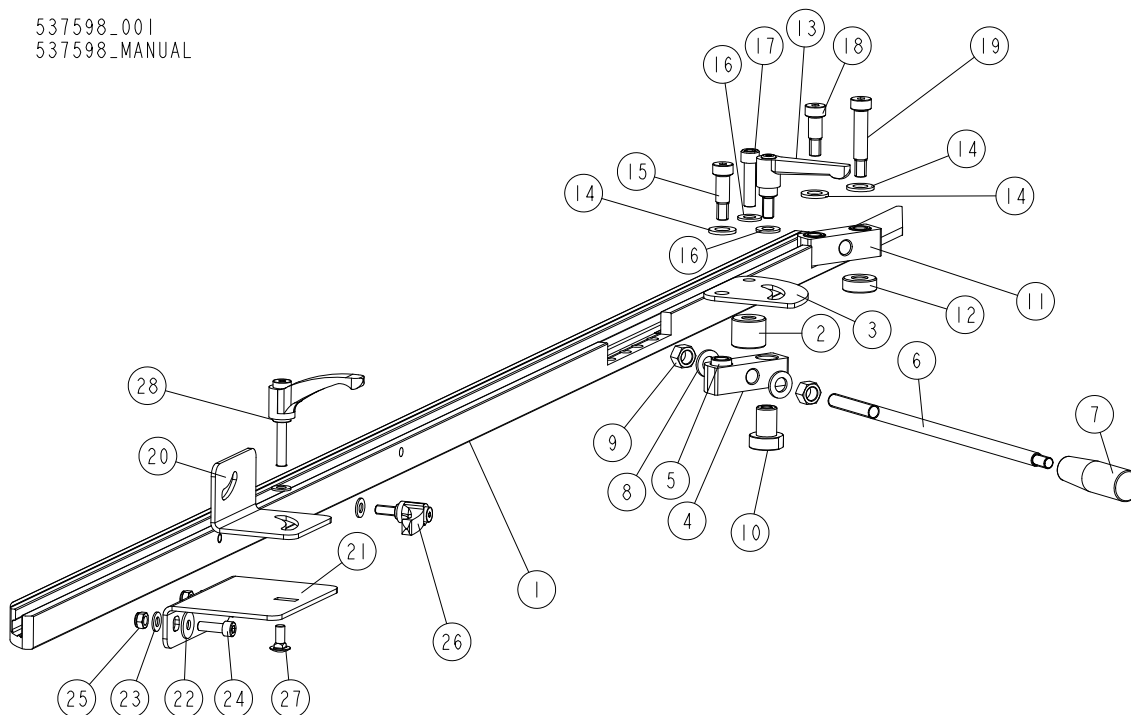
537590_001
 537590_MANUAL



Ref	DESCRIPTION (* indicates parts available in assemblies only)	PART #	QTY
-	INFEEED TABLE TOP COMPLETE	537590	1
1	INFEEED TABLE TOP WELDMENT	537589-1	1
2	BUSHING 15/22-12 FLANGED 28-3	534359	4
3	BOLT M10X50 HH ZC FT 8.8 DIN 933	F81003-4	12
4	NUT M10 ZC 8 DIN 934	F81033-3	12

5.8 Board Guide Fence

537598_001
537598_MANUAL



Ref	DESCRIPTION (* indicates parts available in assemblies only)	PART #	QTY
-	BOARD GUIDE FENCE COMPLETE	537598	1
1	FENCE	537597-1	1
2	BUSHING 10.5/30-25	537513-1	1
3	PLATE	537511-1	1
-	LEVER ASSEMBLY	537510	1
4	LEVER BLOCK	537506-1	1
5	BUSHING 12/18-25	537508	1
6	THREADED ROD	537507-1	1
7	GRIP, THREAD M10 13870M10	089445	1
8	WASHER 13 ZC DIN 126 ISO 7091	F81056-1	2
9	NUT M12 ZC 8 DIN 934	F81034-1	2
10	THREADED BUSHING	537512-1	1
11	COMPLETE BLOCK	537515	1
12	BUSHING 12.5/30-11	537517-1	1
13	ADJUSTABLE LEVER GN302-78-M10-20-SW	537518	1
14	WASHER 13 ZC DIN 126 ISO 7091	F81056-1	3
15	BOLT 12/M10X25 ZC SHOULDER 12.9 DIN 9841 ISO 7379	F81003-84	1
16	WASHER 10,5 ZC DIN 126 ISO 7091	F81055-1	2
17	SCREW M10X40 SHCS ZC 8.8 DIN 912 ISO 4762	F81003-22	1
18	BOLT, 12/M10X20 SHOULDER 12.9 DIN 9814 ISO 7379	F81003-68	1
19	BOLT 12/M10X45 ZC SHOULDER 12.9 DIN 9841 ISO 7379	F81003-152	1
20	PLATE	537594-1	1
21	PLATE	537596-1	1
22	WASHER 8,5 ZC FENDER DIN 9021 ISO 7093	F81054-11	2
23	WASHER 8,4 ZC DIN 126 ISO 7091	F81054-1	4


Ref	DESCRIPTION (* indicates parts available in assemblies only)	PART #	QTY	
24	SCREW M8X25 SHCS ZC 8.8 DIN 912 ISO 4762	F81002-21	2	
25	NUT M8 ZC 8 NYLOCK DIN 982 ISO 7040	F81032-2	2	
26	ADJUSTABLE HANDLE ERZ.63 P-M8X20	534378	1	
27	BOLT M8X20 CARRIAGE ZC 8.8 DIN603 ISO 8677	F81002-121	1	
28	HANDLE ERZ.63 A-M8	537599	1	



SECTION 6 MOTOR KITS MP365

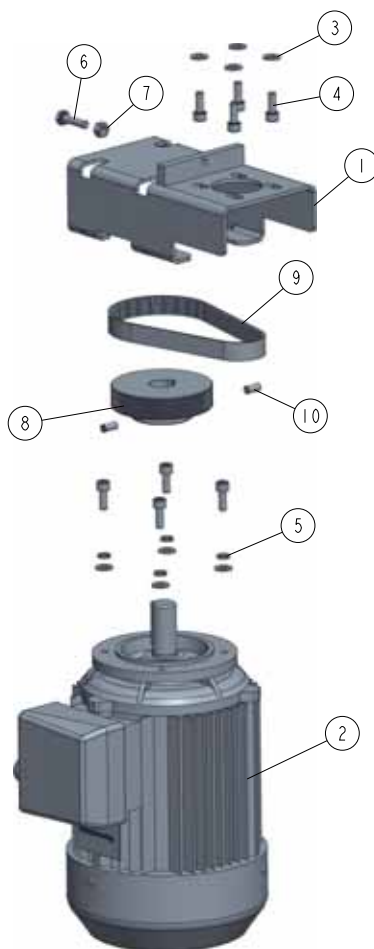
6.1 Motor Kit 537305

537305_001_B
537305_MANUAL



REF	DESCRIPTION (◆ indicates parts available in assemblies only)	PART #	QTY
-	MOTOR KIT FOR MP365 EH 3X400V CE	537305	1
1	SIDE CUTTER DRIVE See Section 6.2	533647	2
2	MP365 FEED DRIVE See Section 6.3	537303	1
3	HORIZONTAL UPPER CUTTER DRIVE See Section 6.6	535810	1
4	HORIZONTAL BOTTOM CUTTER DRIVE See Section 6.7	535728	1
5	ELECTRICAL BOX MOUNT - COMPLETE See Section 6.8	535715	1
6	5TH CUTTER DRIVE See Section 6.9	537304	1
7	SWITCH ASSEMBLY, SAFETY (3) See Section 6.10	537620	1
8	SAFETY SWITCH ASSEMBLY 1 See Section 6.11	535840	1
9	SAFETY SWITCH ASSEMBLY (2) See Section 6.12	535844	1
10	SAFETY SWITCH ASSEMBLY 4 See Section 6.13	537383	1
11	EMERGENCY STOP ASSEMBLY See Section 6.14	537384	1
12	ELECTRICAL BOX MP365H - COMPLETE See Section 6.15	537650	1
13	GROMMET, 22MM RUBBER	087400	1

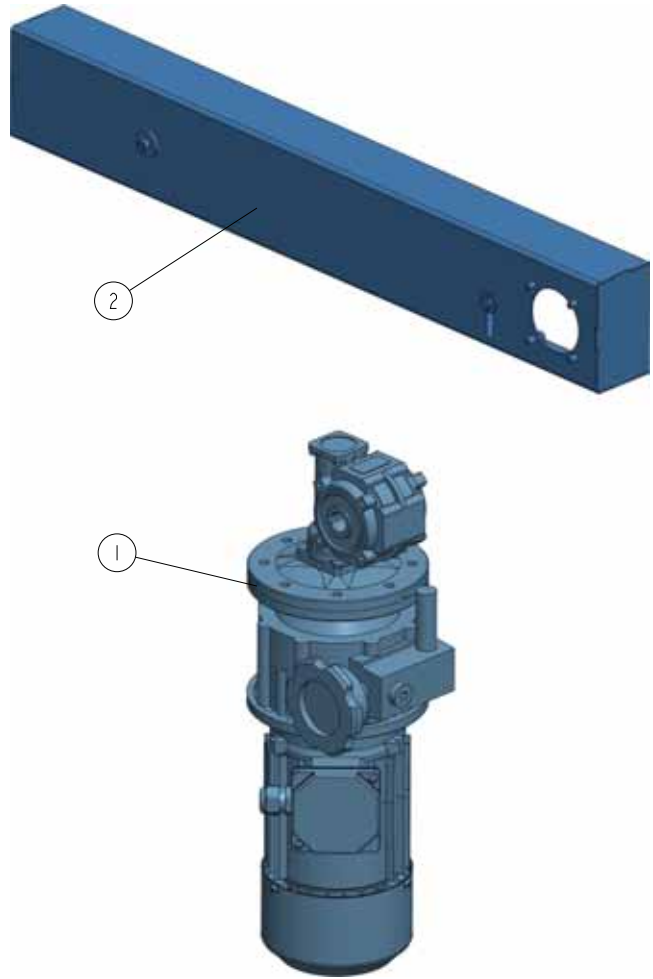
6.2 Side Cutter Drive 533647

533647_001.D
533647_MANUAL

REF	DESCRIPTION (u indicates parts available in assemblies only)	PART #	QTY	
-	SIDE CUTTER DRIVE	533647	1	
1	PLATE WELDMENT, MP200 MOTOR PAINTED MOUN	533649-1	1	
2	MOTOR 3SIEK90L2A, B14/C140, 3KW, 2900 R.	537385	1	
3	WASHER, 8,4-FLAT ZINC	F81054-1	8	
4	SCREW, M8X20-8.8 HEX SOCKET HEAD CAP ZIN	F81002-30	8	
5	WASHER, 8,2 SPLIT LOCK ZINC	F81054-4	4	
6	BOLT M8X30 HH ZC FT 8.8 DIN 933	F81002-7	1	
7	NUT M8 ZC 8 DIN 934	F81032-1	1	
8	PULLEY, MULTI-GROOVE ALUMINIUM	533585	1	
9	BELT, 8 PJ 457 MULTI-RIBBED	533680	1	
10	SCREW M8X16 HSS W/FLAT POINT ZC 45H DIN	F81002-124	2	

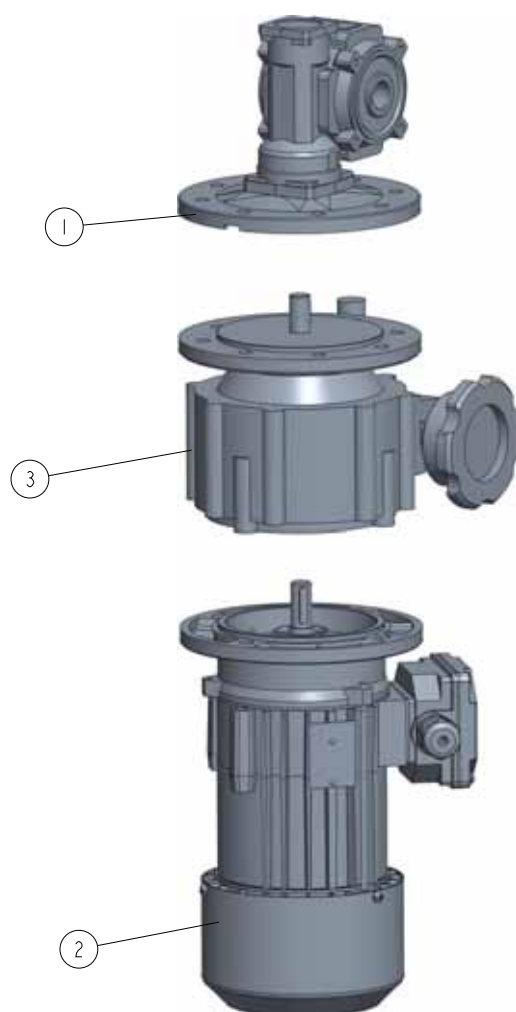
6.3 Feed Drive 537303

537303_001_A
537303_MANUAL



REF	DESCRIPTION (◆ indicates parts available in assemblies only)	PART #	QTY	
-	MP365 FEED DRIVE	537303	1	
1	MOTOREDUCER KC40/P15 160/14+NF005+3SIEK See Section 6.4	532808	1	
2	FEED GUARD COMPLETE See Section 6.5	537359	1	

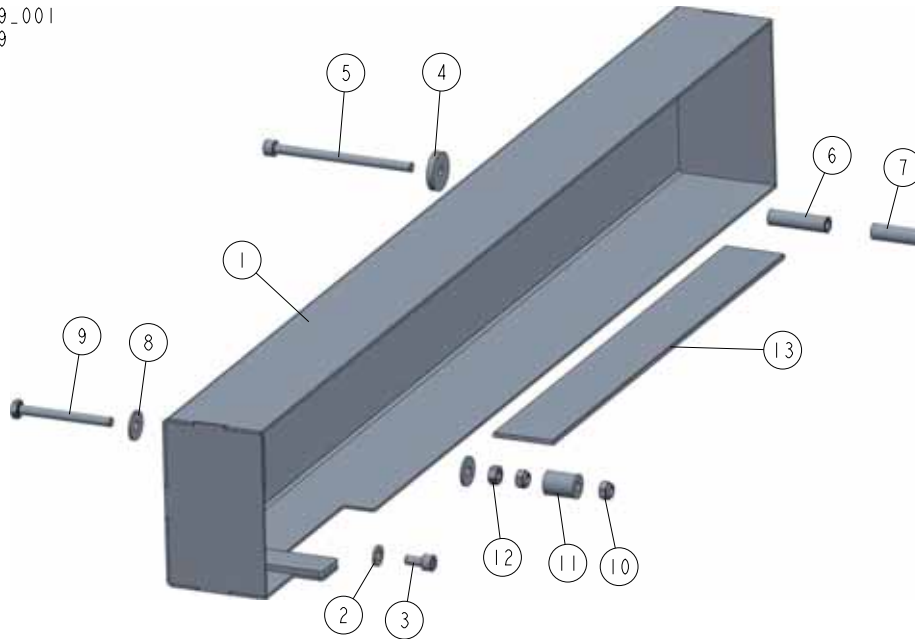
6.4 Motoreducer 532808

532808_001
532808

REF	DESCRIPTION (◆ indicates parts available in assemblies only)	PART #	QTY	
-	MOTOREDUCER KC40/P15 160/14+NF005+3SIEK	532808	1	
1	REDUCER KC40/P15 160/14 V6 H18	535749	1	
2	MOTOR 3SIEK71X-2C/X 0.75KW, 2780/3340 R.	535747	1	
3	SPEED VARIATOR NF005 160/14 B5 V3	535748	1	

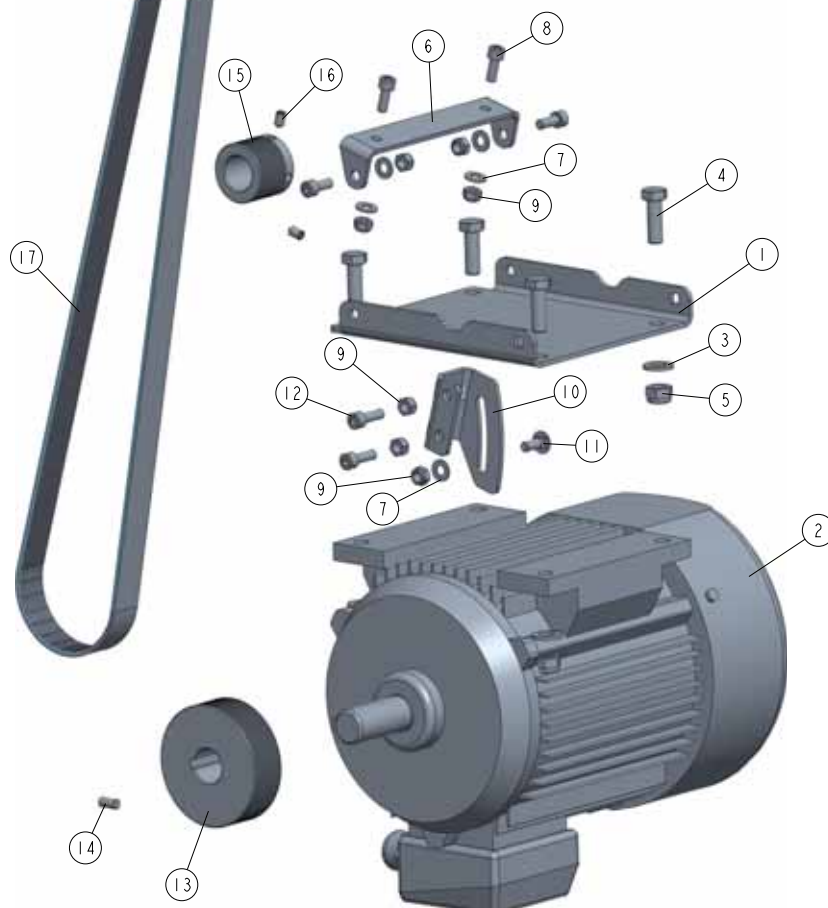
6.5 Feed Guard 537359

537359_001
537359



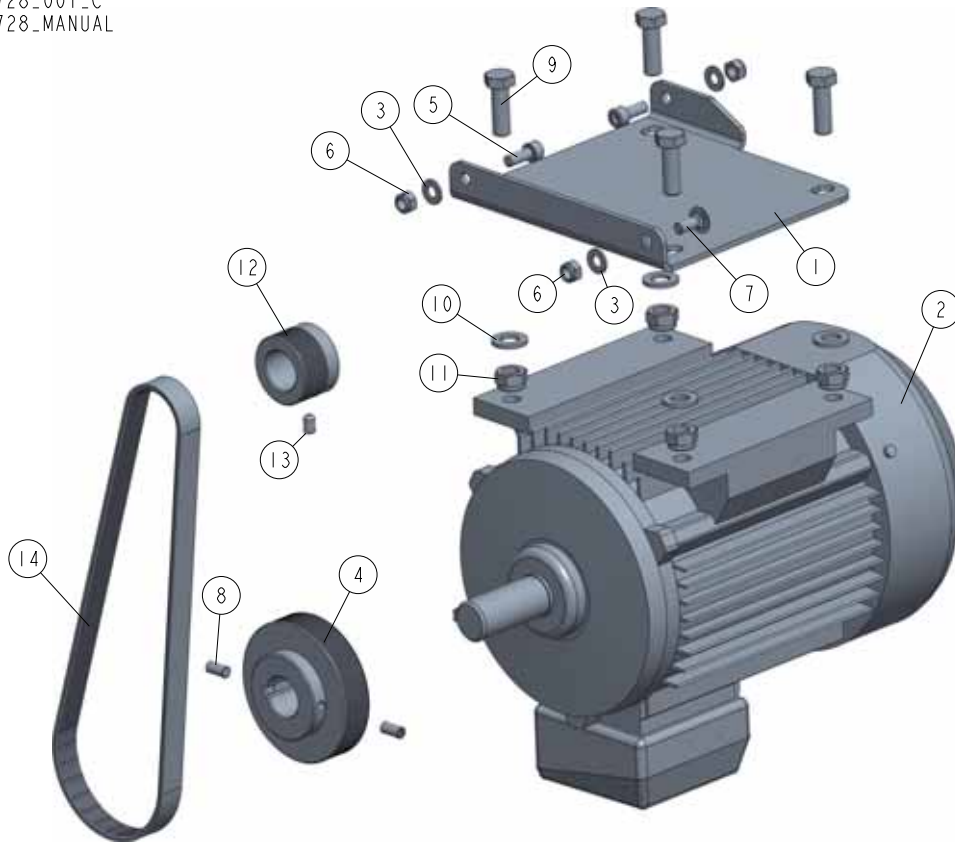
REF	DESCRIPTION (◆ indicates parts available in assemblies only)	PART #	QTY
-	FEED GUARD COMPLETE	537359	1
1	GUARD WELDMENT	537358-1	1
2	WASHER, 6.4 FLAT ZINC	F81053-1	4
3	SCREW M6X12 SHCS ZC 8.8 DIN 912 ISO 4762	F81001-87	4
4	WASHER 6.5/24-4 ZINC	537195-1	1
5	SCREW M6X90 SHCS ZC 8.8 DIN 912 ISO 4762	F81001-97	1
6	BUSHING 6.3/10-38	534209-1	1
7	BUSHING 6.3/10-32	537360-1	1
8	WASHER, 6.5 SPECIAL FLAT ZINC	F81053-11	2
9	BOLT M6X60-8.8-FE/ZN5 DIN 931	F81001-172	1
10	NUT, M6-8-B HEX NYLON ZINC LOCK	F81031-2	2
11	BUSHING, SPACER	R80671-6	1
12	NUT, M6 8 HEX ZINC	F81031-1	1
13	SLIDE PLATE 2	537574	1

6.6 Horizontal Upper Cutter Drive 535810

535810_001
535810_MANUAL

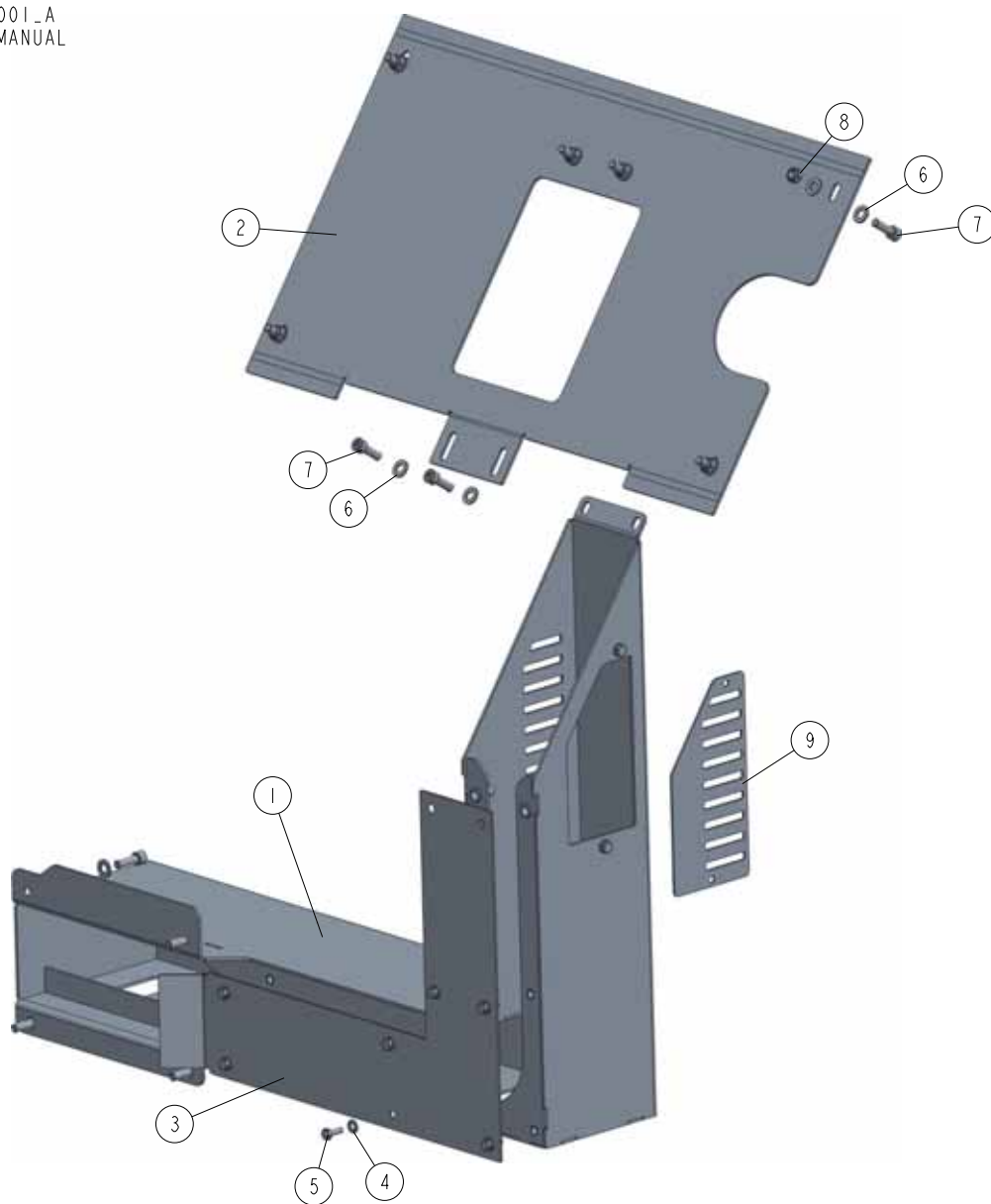
REF	DESCRIPTION (◆ indicates parts available in assemblies only)	PART #	QTY
-	HORIZONTAL UPPER CUTTER DRIVE	535810	1
1	MOTOR MOUNTING PLATE	535806-1	1
2	MOTOR 3SIE112M2A, 5.5KW, 2900 R.P.M, 50H	537388	1
3	WASHER 13 ZC DIN 126 ISO 7091	F81056-1	4
4	BOLT M12X35 HH ZC FT 8.8 DIN 933	F81004-24	4
5	NUT M12 ZC 8 NYLOCK DIN 982 ISO 7040	F81034-2	5
6	BRACKET	535807-1	1
7	WASHER, 8.4 FLAT ZINC	F81054-1	5
8	SCREW, M8X20-8.8 HEX SOCKET HEAD CAP ZIN	F81002-30	4
9	NUT, M8-8-B HEX NYLON ZINC LOCK	F81032-2	7
10	BRACKET	535804-1	1
11	BOLT M8X20 CARRIAGE ZC 8.8 DIN 603 ISO 8	F81002-11	1
12	SCREW M8X25 SHCS ZC 8.8 DIN 912 ISO 4762	F81002-21	2
13	PULLEY MULTI-GROOVE ALUMINIUM	535808	1
14	SCREW M8X16 HSS W/FLAT POINT ZC 45H DIN	F81002-124	1
15	PULLEY MULTI-GROVE SMALL ALUMINIUM	535809	1
16	SCREW M8X12 HSS W/CONE POINT ZC 45H DIN	F81002-105	2
17	BELT MULTI-RIBBED PJ12 1301	547058	1

6.7 Horizontal Bottom Cutter Drive 535728

535728_001_C
535728_MANUAL

REF	DESCRIPTION (◆ indicates parts available in assemblies only)	PART #	QTY
-	HORIZONTAL BOTTOM CUTTER DRIVE	535728	1
1	MOTOR MOUNTING PLATE	535727-1	1
2	MOTOR 3SIE100L2A, 4KW, 2900 R.P.M, 50HZ	537387	1
3	PULLEY, MULTI-GROOVE ALUMINIUM MP200 PR	533585-P	1
4	WASHER, 8.4 FLAT ZINC	F81054-1	3
5	SCREW, M8X20-8.8 HEX SOCKET HEAD CAP ZIN	F81002-30	2
6	NUT, M8-8-B HEX NYLON ZINC LOCK	F81032-2	3
7	BOLT M8X20 CARRIAGE ZC 8.8 DIN 603 ISO 8	F81002-11	1
8	SCREW M8X20 HSS W/FLAT POINT ZC 45H DIN	F81002-103	1
9	BOLT M12X35 HH ZC FT 8.8 DIN 933	F81004-24	4
10	WASHER 13 ZC DIN 126 ISO 7091	F81056-1	4
11	NUT M12 ZC 8 NYLOCK DIN 982 ISO 7040	F81034-2	4
12	PULLEY, MULTI-GROOVE SMALL ALUMINIUM	533586	1
13	SCREW M8X12 HSS W/CONE POINT ZC 45H DIN	F81002-105	1
14	BELT MULTI-RIBBED 8 PJ762	535803	1

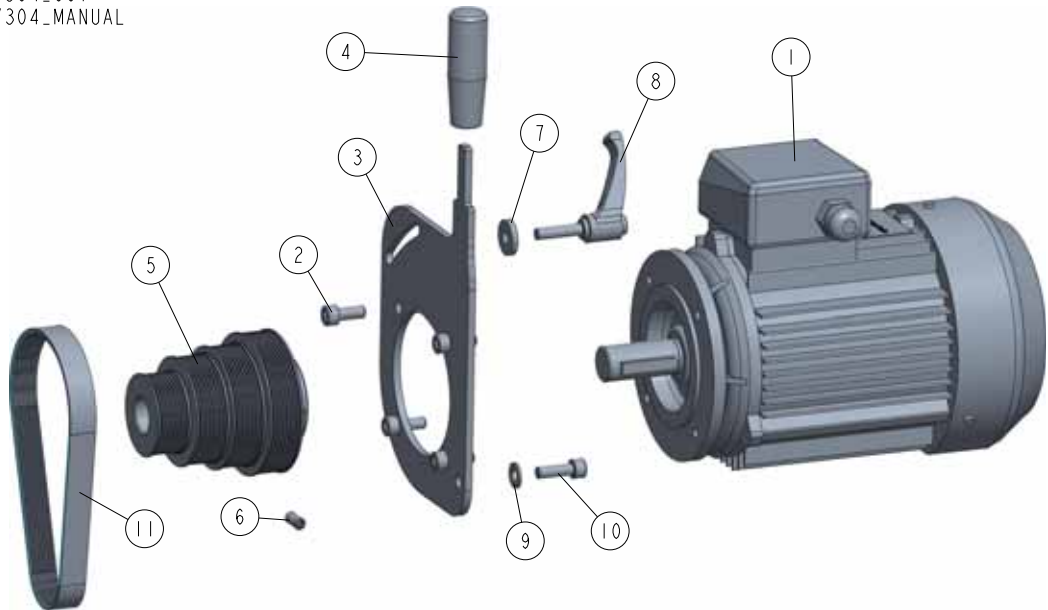
6.8 Electrical Box Mount 535715

535715_001_A
535715_MANUAL

REF	DESCRIPTION (◆ indicates parts available in assemblies only)	PART #	QTY
-	ELECTRICAL BOX MOUNT - COMPLETE	535715	1
1	ELECTRICAL BOX MOUNT WELDMENT	535640-1	1
2	ELECTRICAL BOX PLATE	533713-1	1
3	COVER	535714-1	1
4	WASHER, 6.4 FLAT ZINC	F81053-1	7
5	BOLT, M6X16-8.8 HEX HEAD FULL THREAD ZIN	F81001-15	7
6	WASHER, 8.4 FLAT ZINC	F81054-1	18
7	SCREW M8X25 SHCS ZC 8.8 DIN 912 ISO 4762	F81002-21	12
8	NUT, M8-8-B HEX NYLON ZINC LOCK	F81032-2	6
9	COVER PLATE	537669-1	1

6.9 5th Cutter Drive 537304

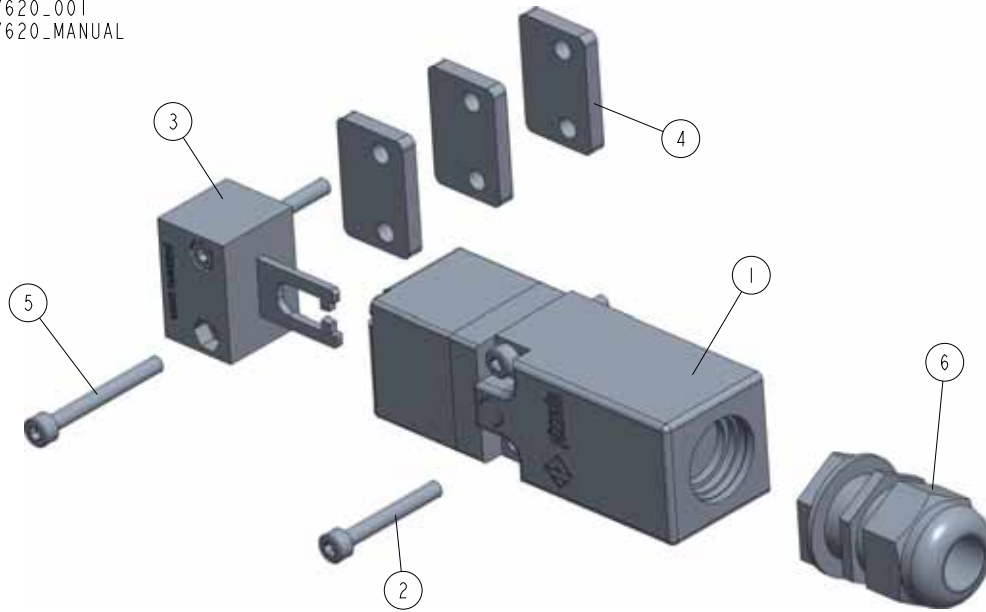
537304_001
537304_MANUAL



REF	DESCRIPTION (◆ indicates parts available in assemblies only)	PART #	QTY
-	5TH CUTTER DRIVE	537304	1
1	MOTOR, 3SIEK90L2A IMV19/C140 (3KW; 2860)	533646	1
2	SCREW, M8 X 20-8.8 HEX SOCKET HEAD CAP Z	F81002-30	4
3	MOTOR PLATE	537301-1	1
4	HANDLES I.580/80 N-12	537302	1
5	PULLEY MULTI-GROVE	537632	1
6	SCREW M8X16 HSS W/FLAT POINT ZC 45H DIN	F81002-124	1
7	WASHER 8.5/24-4 ZINC	537362-1	1
8	ADJUSTABLE HANDLE ERZ.63 P-M8X32	537149	1
9	WASHER, 8.4 ZINC FLAT	F81054-1	1
10	SCREW M8X25 SHCS ZC 8.8 DIN 912 ISO 4762	F81002-21	1
11	BELT, 8 PJ 457 MULTI-RIBBED	533680	1

6.10 Safety Switch Assembly 537620

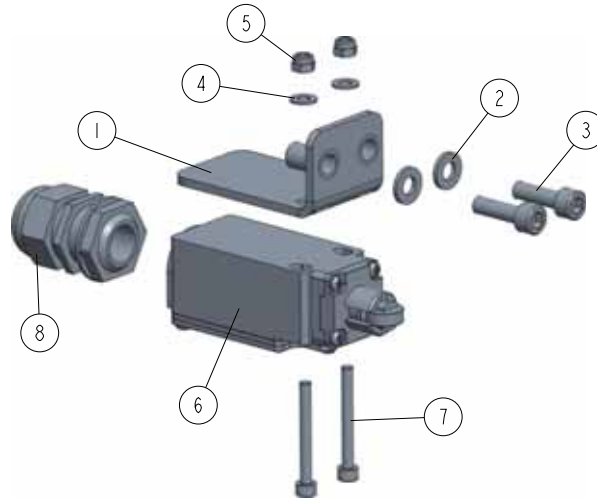
537620-001
537620-MANUAL



REF	DESCRIPTION (◆ indicates parts available in assemblies only)	PART #	QTY
-	SWITCH ASSEMBLY, SAFETY (3)	537620	1
1	SWITCH, FR 693-M2 SAFETY	537623	1
2	SCREW, M4X30-8.8 DIN 912 ISO 4762 HEX S	F81000-85	2
3	KEY- VF KEYD3	537622	1
4	PLATE	537621-1	3
5	BOLT, M4 X 35-8.8 SOCKET HEAD	F81011-34	2
6	GLAND, DP 20 HML CABLE	F81096-41	1

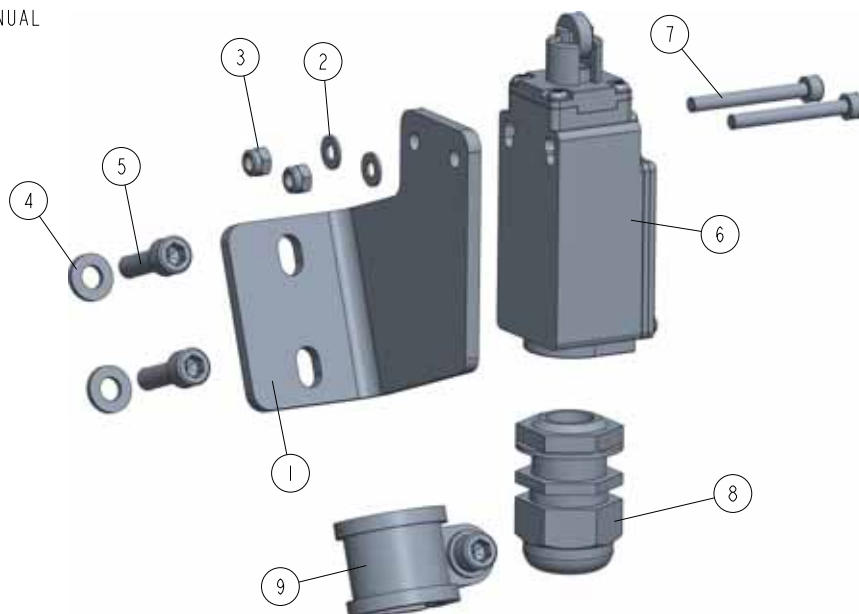
6.11 Safety Switch Assembly 535840

535840_001
535840_MANUAL



REF	DESCRIPTION (◆ indicates parts available in assemblies only)	PART #	QTY	
-	SAFETY SWITCH ASSEMBLY 1	535840	1	
1	SWITCH BRACKET - COMPLETE (1)	535842	1	
2	WASHER, 6.4 FLAT ZINC	F81053-1	2	
3	SCREW, M6X20 8.8 HEX SOCKET HEAD CAP ZIN	F81001-22	2	
4	WASHER 4.3 ZC DIN 126 ISO 7091	F81051-2	2	
5	NUT M4 ZC 8 NYLOCK DIN 982 ISO 7040	F81029-1	2	
6	SWITCH, KMB2S11 SAFETY	100910	1	
7	SCREW, M4X35 8.8 HEX SOCKET HEAD CAP ZIN	F81011-34	2	
8	GLAND, DP 20 HML CABLE	F81096-41	1	

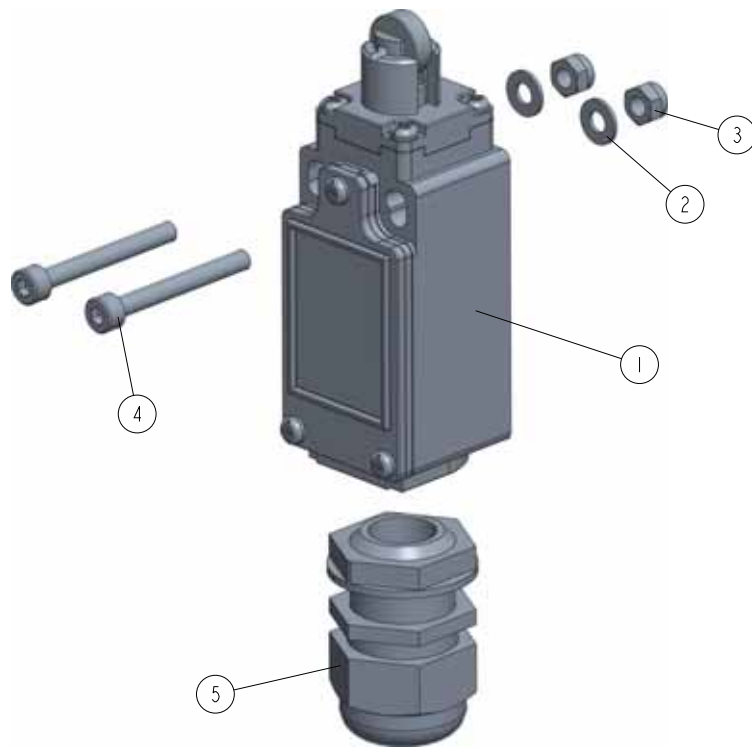
6.12 Safety Switch Assembly 535844

535844_001
535844_MANUAL

REF	DESCRIPTION (◆ indicates parts available in assemblies only)	PART #	QTY	
-	SAFETY SWITCH ASSEMBLY (2)	535844	1	
1	SWITCH BRACKET (2)	535843-1	1	
2	WASHER 4.3 ZC DIN 126 ISO 7091	F81051-2	2	
3	NUT M4 ZC 8 NYLOCK DIN 982 ISO 7040	F81029-1	2	
4	WASHER, 6.4 FLAT ZINC	F81053-1	3	
5	SCREW, M6X20 8.8 HEX SOCKET HEAD CAP ZIN	F81001-22	3	
6	SWITCH, KMB2S11 SAFETY	100910	1	
7	SCREW, M4X35 8.8 HEX SOCKET HEAD CAP ZIN	F81011-34	2	
8	GLAND, DP 20 HML CABLE	F81096-41	1	
9	CLIP, RSGU 1.20/20 RETAINING	F81087-2	1	

6.13 Safety Switch Assembly 537383

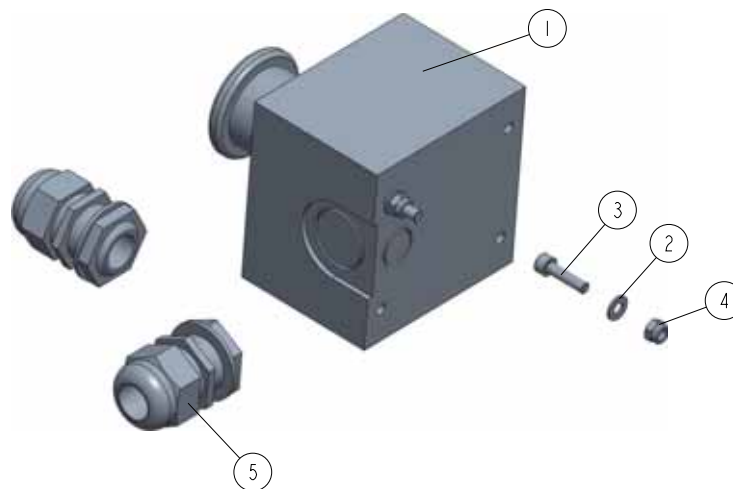
537383_001
537383_MANUAL



REF	DESCRIPTION (◆ indicates parts available in assemblies only)	PART #	QTY	
-	SAFETY SWITCH ASSEMBLY 4	537383	1	
1	SWITCH, KMB2S11 SAFETY	100910	1	
2	WASHER, 4.3 FLAT ZINC	F81051-2	2	
3	NUT, M4-8 HEX NYLON ZINC LOCK	F81029-1	2	
4	BOLT, M4 X 35-8.8 SOCKET HEAD	F81011-34	2	
5	GLAND, DP 20 HML CABLE	F81096-41	1	

6.14 Emergency Stop 537384

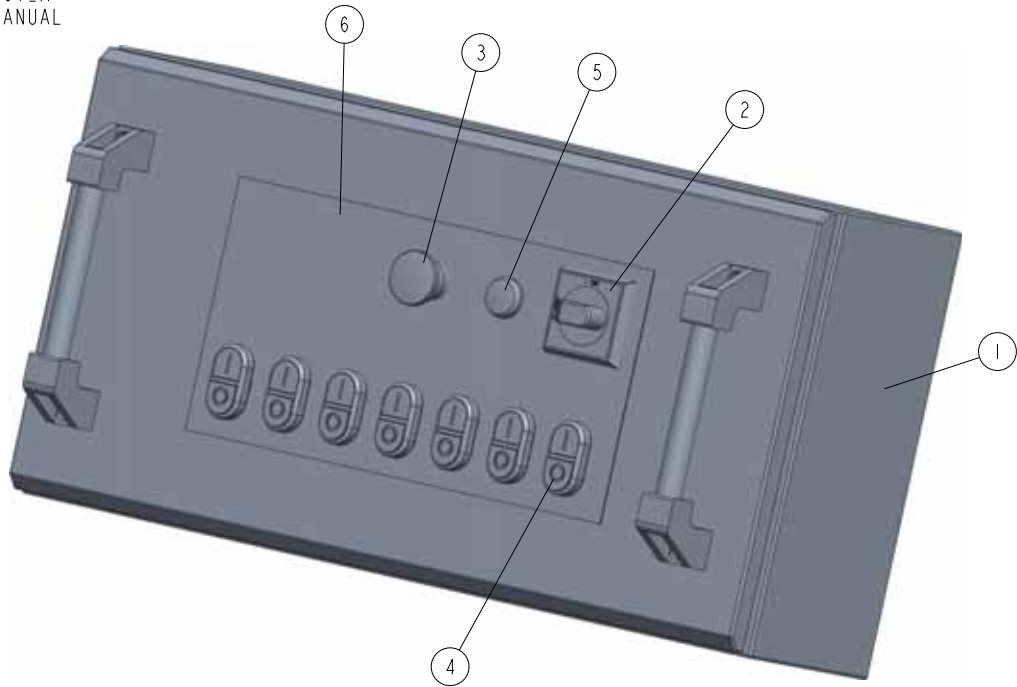
537384_001
537384_MANUAL



REF	DESCRIPTION (◆ indicates parts available in assemblies only)	PART #	QTY	
-	EMERGENCY STOP ASSEMBLY	537384	1	
1	SWITCH, LPZ P1 B5 03 EMERGENCY STOP	536158	1	
2	WASHER, 4.3 FLAT ZINC	F81051-2	2	
3	SCREW M4X16 SHCS ZC 8.8 DIN 912 ISO 4762	F81011-56	2	
4	NUT, M4-8 HEX NYLON ZINC LOCK	F81029-1	2	
5	GLAND, DP 20 HML CABLE	F81096-41	2	

6.15 Electrical Box 537650

537650_001_A
537650_MANUAL

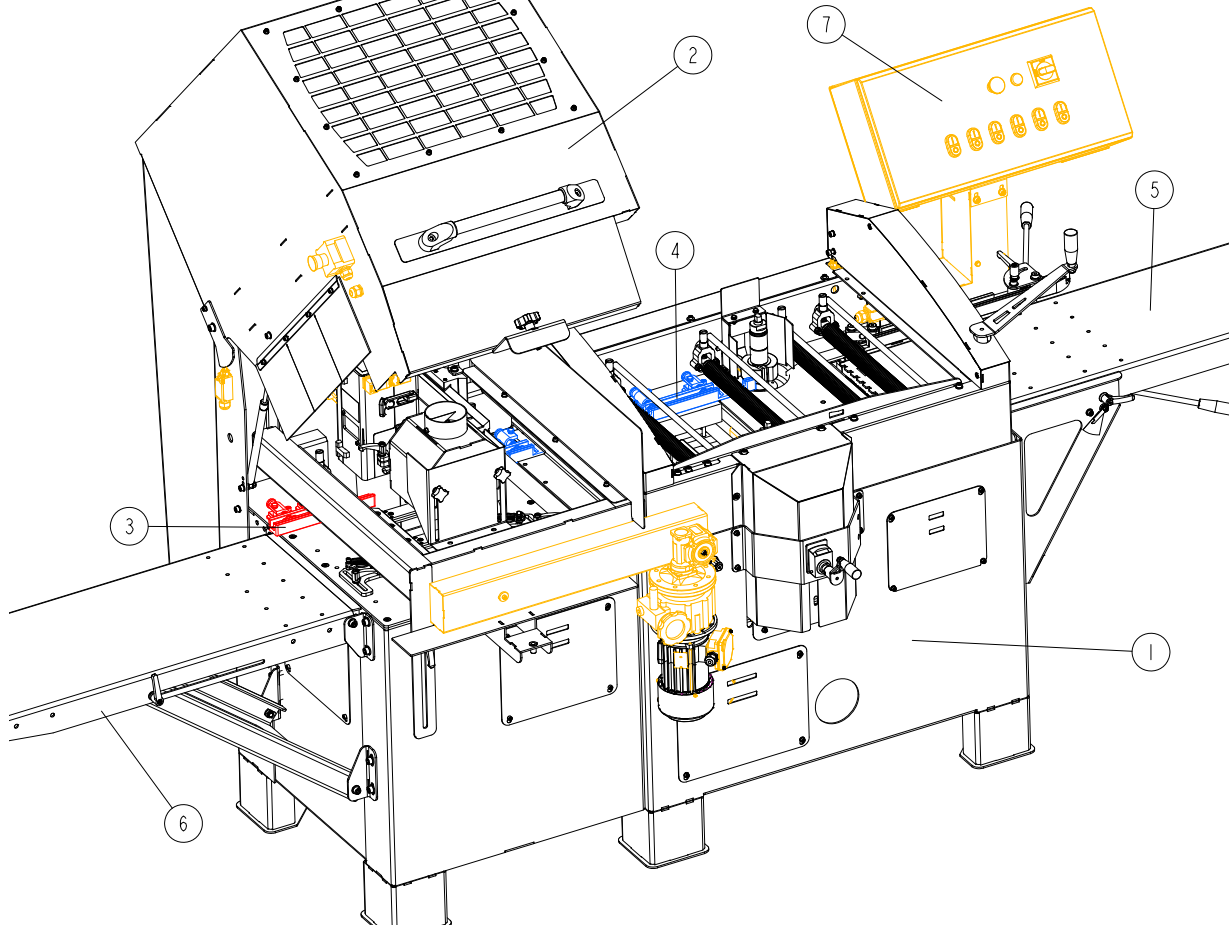


REF	DESCRIPTION (◆ indicates parts available in assemblies only)	PART #	QTY	
-	ELECTRICAL BOX MP365H - COMPLETE	537650	1	
1	ELECTRICAL BOX MP360	532842	1	
2	HANDLE, OHB S2A1 AB SWITCH	502312-1	1	
3	BUTTON, EMERGENCY STOP	502315	1	
4	SWITCH XB5AW331 M5	532796	6	
5	LIGHT, XB7EV7BP WHITE CONTROL	519612	1	
6	DECAL CONTROL PANEL MP365	537651	1	

SECTION 7 MP365

7.1 MP365

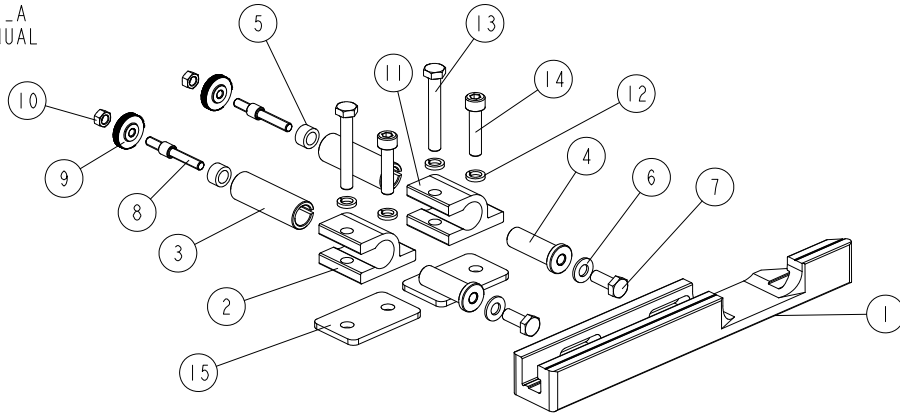
MP365EH19S_PARTS_001
MP365EH19S_PARTS_MANUAL



REF	DESCRIPTION (* indicates parts available in assemblies only)	PART #	QTY
-	MP360EH19S	MP365EH19S	1
1	MP360-MECHANICAL ASSEMBLY See Section 2.2	535750	1
2	MP365 MECANICAL ASSEMBLY See Section 8.1	537300	1
3	FENCE 1 ASSEMBLY See Section 7.2	537201	1
4	FENCE 2 ASSEMBLY See Section 7.3	537204	1
5	INFEEED TABLE COMPLETE See Section 5.2	535800	1
6	OUTFEED TABLE COMPLETE See Section 5.1	536974	1
7	MOTOR KIT FOR MP365 EH 3X400V CE See Section 8.1	537305	1

7.2 Fence 1

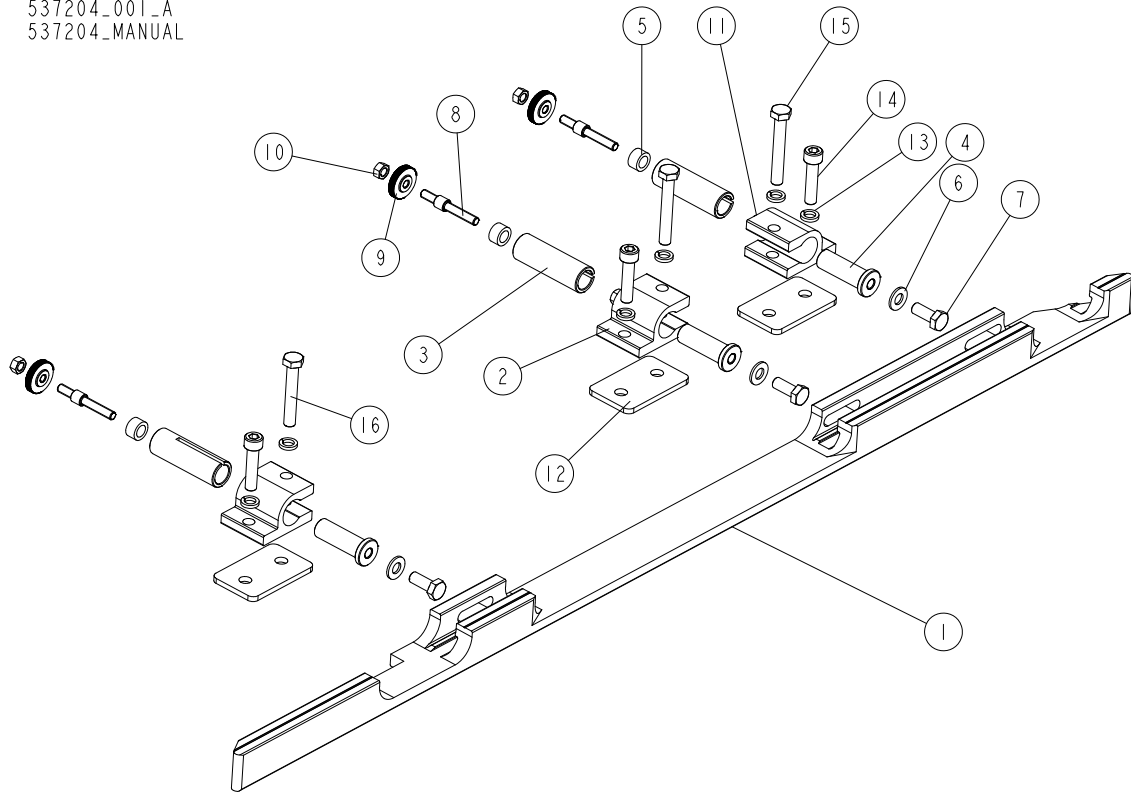
537201_001_A
537201_MANUAL



REF	DESCRIPTION (u indicates parts available in assemblies only)	PART #	QTY
-	FENCE 1 ASSEMBLY	537201	1
1	FENCE 1	537202-1	1
2	CLAMP	536966-1	2
-	ADJUSTABLE KNOB	536965	2
3	PIN GUIDE	537001-1	1
4	KNOB PIN	536999-1	1
5	INSERT	537002	1
6	WASHER, 8,4-FLAT ZINC	F81054-1	1
7	BOLT, M8X20-8.8-B-HEX HEAD FULL THREAD Z	F81002-4	1
8	THREAD PIN M6	541455	1
9	KNURLED NUT	541454	1
10	NUT, M6 8 HEX ZINC	F81031-1	1
11	NUT, M6-8-B-HEX NYLON ZINC LOCK	F81031-2	1
12	WASHER, 8,2 SPLIT LOCK ZINC	F81054-4	4
13	BOLT, M8X55-8.8 HEX HEAD ZINC	F81002-8	2
14	SCREW, M8X35-8.8 HEX SOCKET HEAD CAP ZIN	F81002-58	2
15	BASE	536968-1	2

7.3 Fence 2

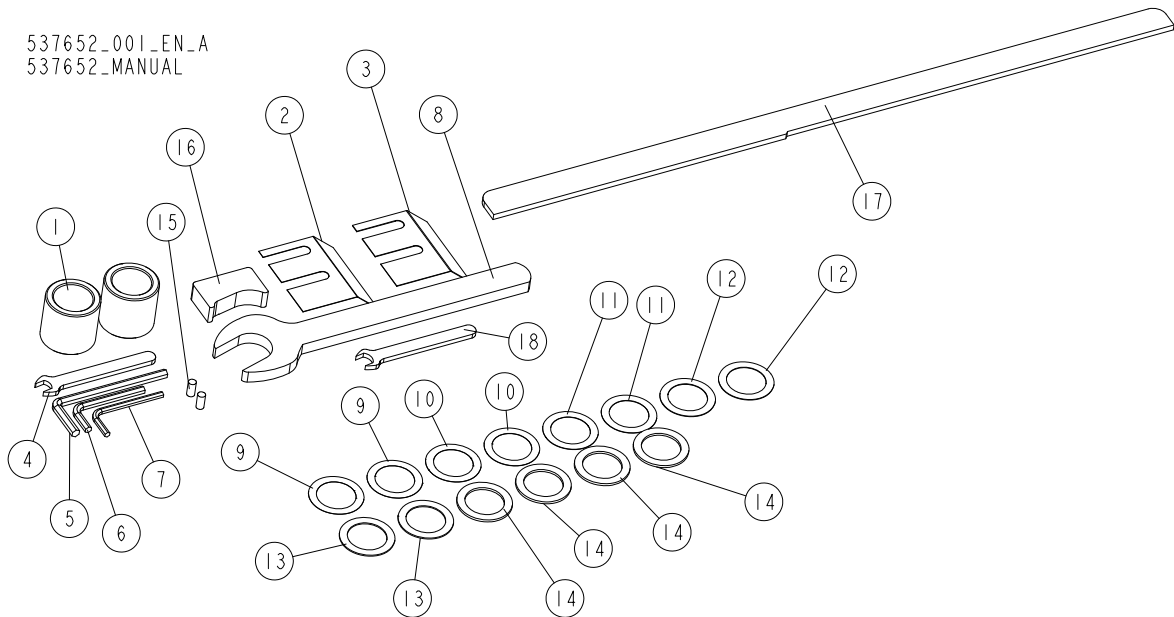
537204_001_A
537204_MANUAL



REF	DESCRIPTION (u indicates parts available in assemblies only)	PART #	QTY
-	FENCE 2 ASSEMBLY	537204	1
1	FENCE 2	537203-1	1
2	CLAMP	536966-1	3
-	ADJUSTABLE KNOB	536965	3
3	PIN GUIDE	537001-1	1
4	KNOB PIN	536999-1	1
5	INSERT	537002	1
6	WASHER, 8.4 FLAT ZINC	F81054-1	1
7	BOLT, M8X20MM, HEX HEAD,GR 5.8 ZINC,	F81002-4	1
8	THREAD PIN M6	541455	1
9	KNURLED NUT	541454	1
10	NUT, M6 8 HEX ZINC	F81031-1	1
11	NUT, M6-8-B HEX NYLON ZINC LOCK	F81031-2	1
12	BASE	536968-1	3
13	WASHER 8,2 ZC SPRING LOCK DIN 127	F81054-4	6
14	SCREW, M8X35 SHCS ZC 8.8 DIN 912 ISO 47	F81002-58	3
15	BOLT, M8X55-8.8 HEX HEAD ZINC	F81002-8	2
16	BOLT, M8X50 -8.8 HEX HEAD FULL THREAD ZI	F81002-19	1

7.4 MP360/365 Additional Part Kit

537652_001_EN_A
537652_MANUAL



LP.	OPIS (* wskazuje części dostępne jedynie w zespołach)	Nr części	Ilość
-	MP360 ADDITIONAL PART KIT	537652	1
1	BUSHING 30/42-40.2 ZINC-PLATED	535848-1	2
2	PLATE, 0.3 MM CHIP BREAKER	537648	1
3	PLATE, 0.5 MM CHIP BREAKER	533502	1
-	MP160 WRENCH KIT	535185	1
4	WRENCH, 10 FLAT	541315	1
5	WRENCH, 6MM ALLEN	535186	1
6	WRENCH, 5 ALLEN	092915	1
7	WRENCH, 4MM ALLEN	093368	1
8	WRENCH 30 DIN 894	537649	1
9	WASHER 30/42-0.1 ZC DIN 988	F81069-6	2
10	WASHER 30/42-0.2 ZC DIN 988	F81069-5	2
11	WASHER 30/42-0.3 ZC DIN 988	F81069-4	2
12	WASHER 30/42-0.5 ZC DIN 988	F81069-3	2
13	WASHER 30/42-1 ZC DIN 988	F81069-2	2
14	WASHER 30/42-2 ZC DIN 988	F81069-1	4
15	DOWEL PIN 6M 6X12 DIN7	F81048-13	2
16	KNIFE ALIGNMENT TOOL	537667	1
17	BAR, FENCE ADJUSTMENT	360-911	1
18	WRENCH, 12 FLAT	564873	1

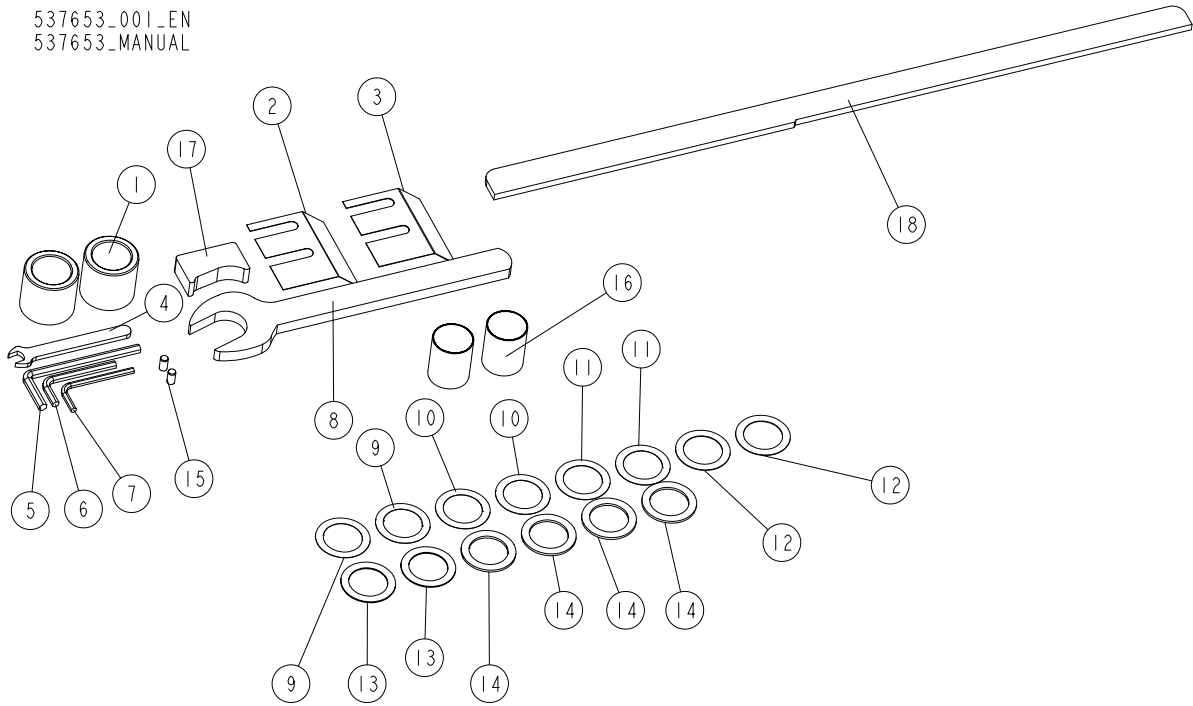


MP365

MP360U/365U Additional Part Kit

7.5 MP360U/365U Additional Part Kit

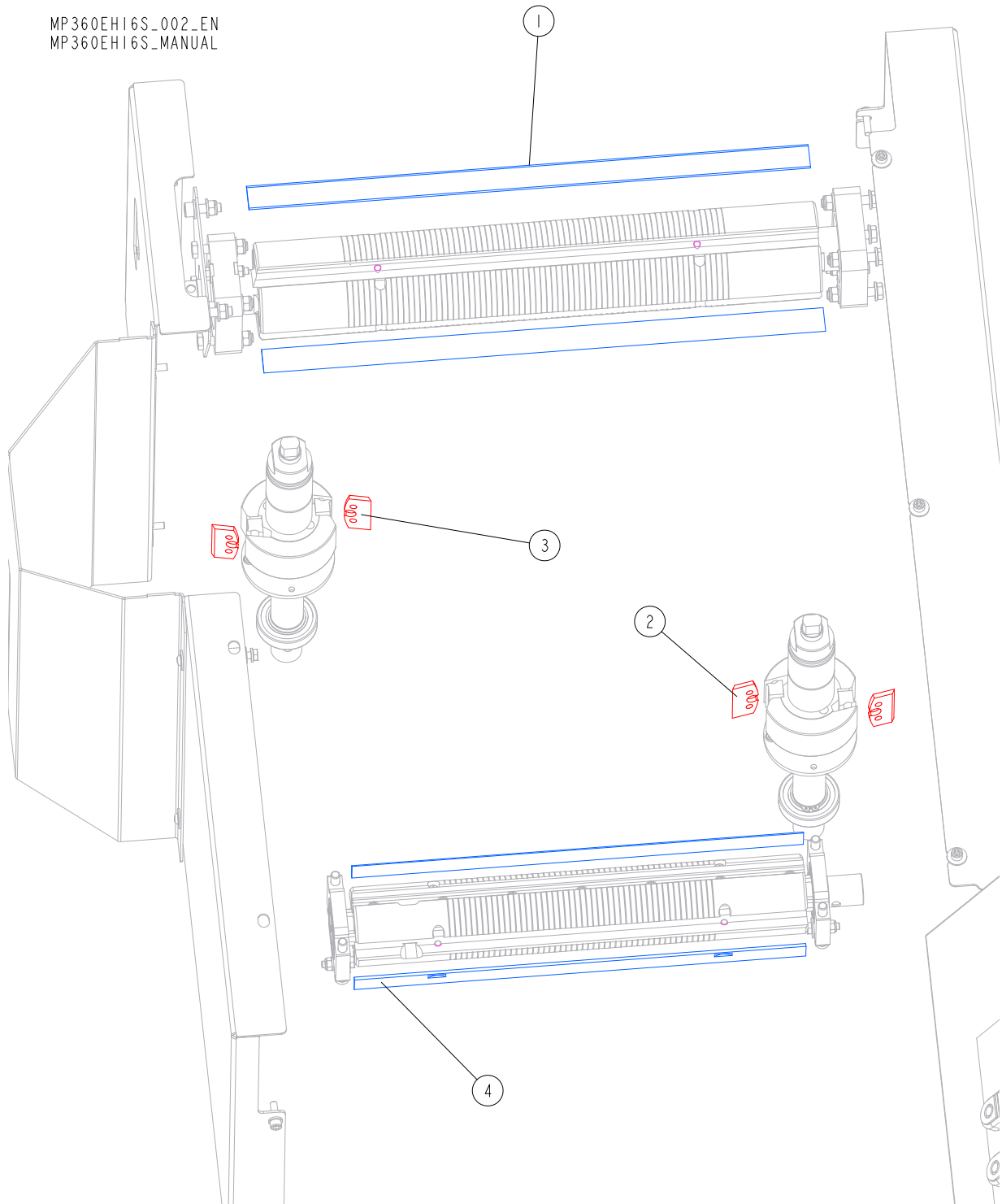
537653-001-EN
537653-MANUAL



REF	DESCRIPTION (* indicates parts available in assemblies only)	PART #	QTY
-	MP360U ADDITIONAL PART KIT	537653	1
1	BUSHING 30/42-40.2 ZINC-PLATED	535848-1	2
2	PLATE, 0.3 MM CHIP BREAKER	537648	1
3	PLATE, 0.5 MM CHIP BREAKER	533502	1
-	MP160 WRENCH KIT	535185	1
4	WRENCH, 10 FLAT	541315	1
5	WRENCH, 6MM ALLEN	535186	1
6	WRENCH, 5 ALLEN	092915	1
7	WRENCH, 4MM ALLEN	093368	1
8	WRENCH 30 DIN 894	537649	1
9	WASHER 30/42-0.1 ZC DIN 988	F81069-6	2
10	WASHER 30/42-0.2 ZC DIN 988	F81069-5	2
11	WASHER 30/42-0.3 ZC DIN 988	F81069-4	2
12	WASHER 30/42-0.5 ZC DIN 988	F81069-3	2
13	WASHER 30/42-1 ZC DIN 988	F81069-2	2
14	WASHER 30/42-2 ZC DIN 988	F81069-1	4
15	DOWEL PIN 6M6X12 DIN 7 ISO 2338	F81048-13	2
16	BUSHING US 30/31.75 - 39.6	537654	2
17	KNIFE ALIGNMENT TOOL	537667	1
18	BAR, FENCE ADJUSTMENT	360-911	1

7.6 MP360/365 Knives

MP360EH16S_002_EN
MP360EH16S_MANUAL

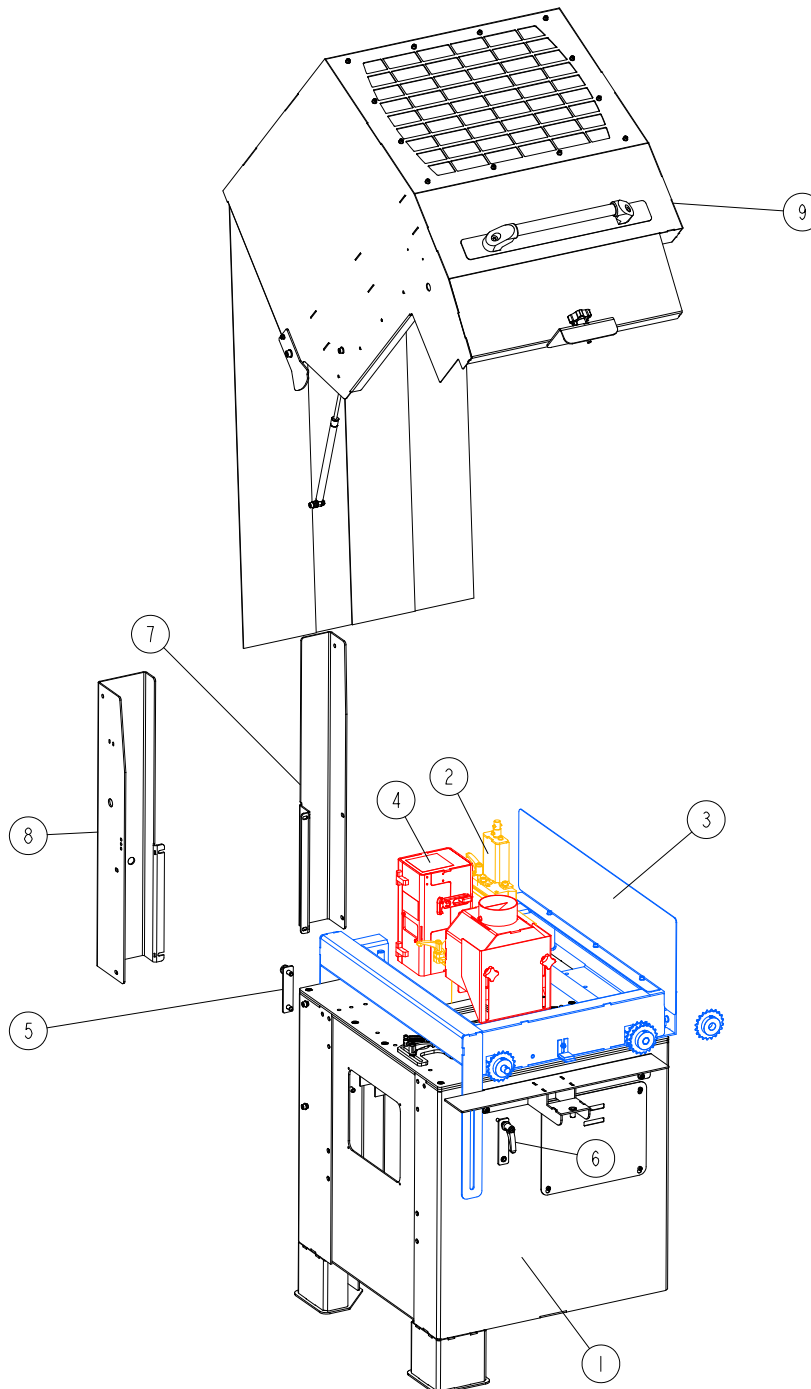


Ref	DESCRIPTION (* indicates parts available in assemblies only)	PART #	QTY
1	KNIFE SET, PLANING	360-050	1
2	KNIFE, PLANER (2 PCS)	TPK50.024.4TB	1
3	KNIFE, PLANER (2 PCS)	TPK50.024.4TB	1
4	PLANER KNIFE WITH NOTCHES	TPK410.20MP	2

SECTION 8 MP365 MECHANICAL ASSEMBLY

8.1 MP365 Mechanical Assembly

537300_001
 537300_MANUAL



REF	DESCRIPTION (* indicates parts available in assemblies only)	PART #	QTY
-	MP365 MECANICAL ASSEMBLY	537300	1
1	INSIDE BODY COMPLETE See Section 8.22	537350	1
2	CUTTER POSITIONING ASSEMBLY See Section 8.8	537160	1

MP365 MECHANICAL ASSEMBLY

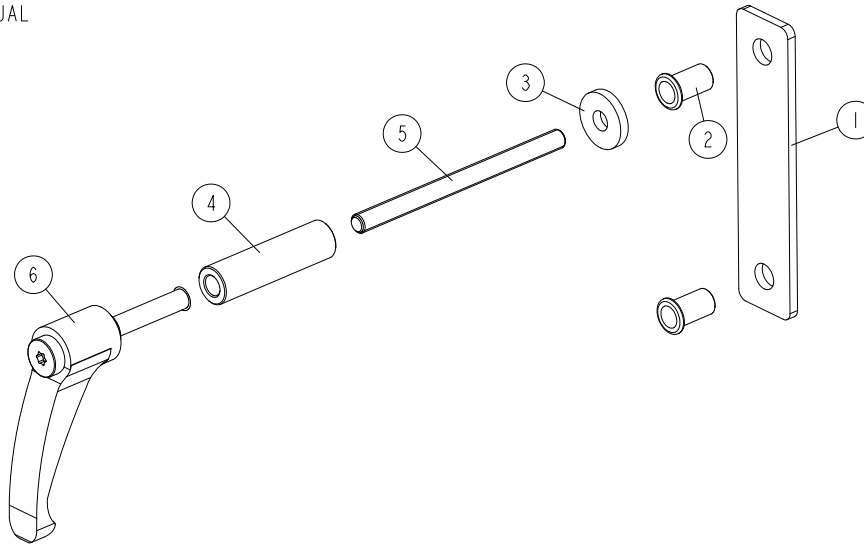
MP365 Mechanical Assembly

8

REF	DESCRIPTION (* indicates parts available in assemblies only)	PART #	QTY	
3	OUTSIDE BODY COMPLETE See Section 8.5	537326	1	
4	5TH CUTTER ASSEMBLY See Section 2.6	537635	1	
5	UP/DOWN LIMITER ASSEMBLY 1 See Section 8.2	537365	1	
6	UP/DOWN LIMITER ASSEMBLY 2 See Section 8.3	537367	1	
7	BRACKET 1	537369-1	1	
8	BRACKET 2	537370-1	1	
9	TOP COVER ASSEMBLY See Section 8.4	537380	1	

8.2 Up/Down Limiter Assembly 1

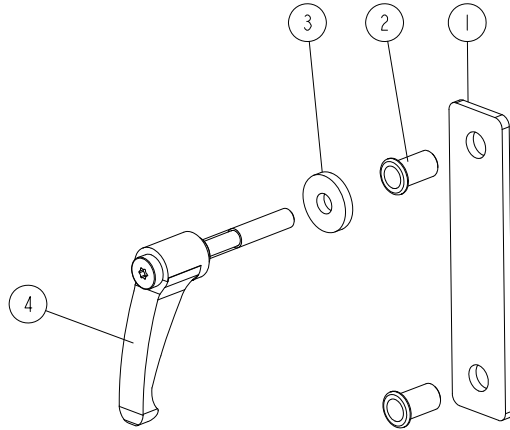
537365_001
537365_MANUAL



REF	DESCRIPTION (u indicates parts available in assemblies only)	PART #	QTY
-	UP/DOWN LIMITER ASSEMBLY 1	537365	1
1	PLATE	537366-1	1
2	NUT, M8 1.0-2.5 FTR-Z FE/ZN5 RIVET	F81032-9	2
3	WASHER 8.5/24-4 ZINC	537362-1	1
4	BUSHING, N8.5/N16-60	542506-1	1
5	ROD, M8 THREADED	533518	1
6	HANDLE ERZ.63 A-M8	537599	1

8.3 Up/Down Limiter Assembly 2

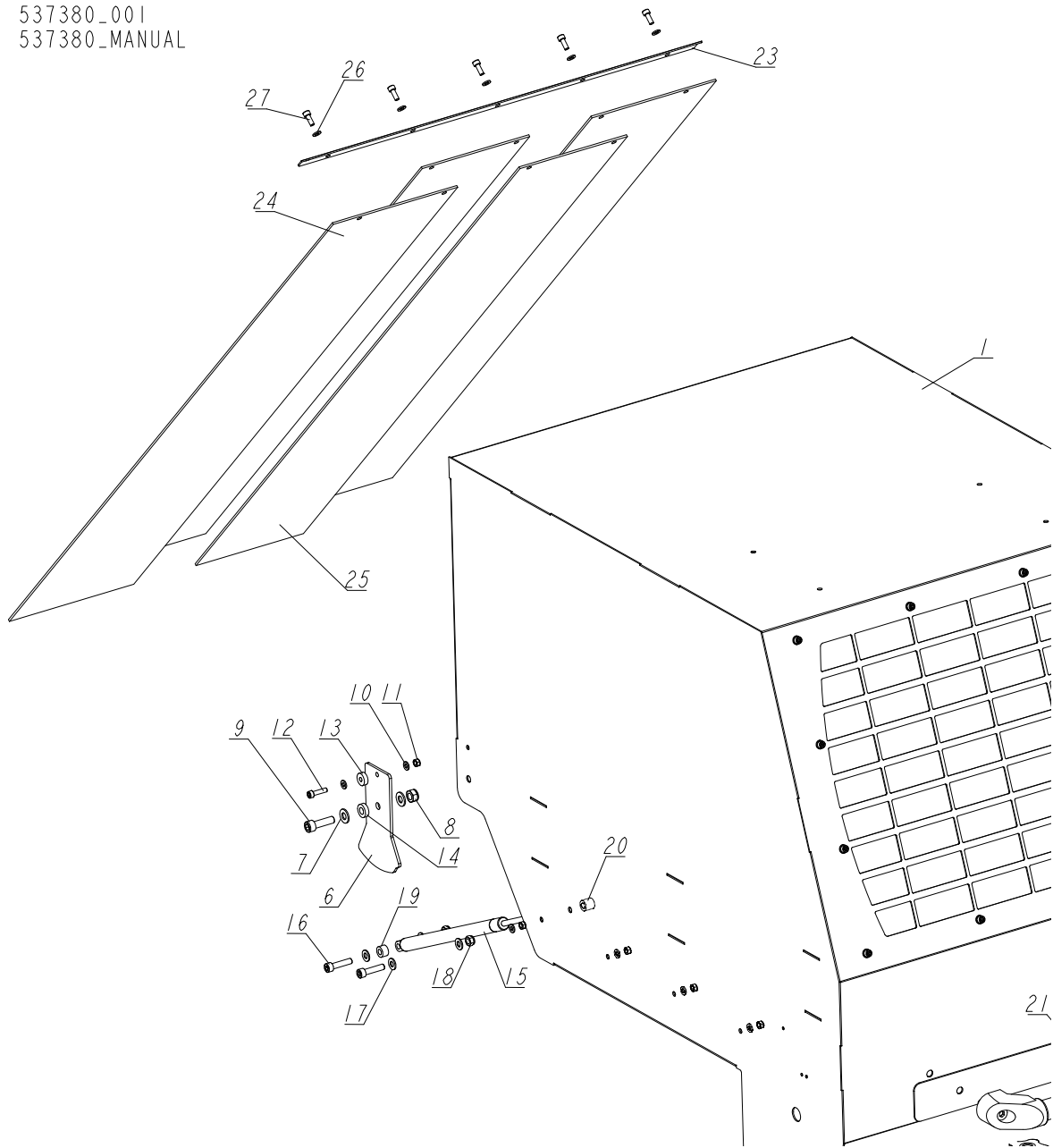
537367_001
 537367_MANUAL



REF	DESCRIPTION (* indicates parts available in assemblies only)	PART #	QTY
-	UP/DOWN LIMITER ASSEMBLY 2	537367	1
1	PLATE	537366-1	1
2	RIVET NUT M8 1.0-2.5 ZC W/KNURLED SHANK AND ROUND PAN HEAD	F81032-9	2
3	WASHER 8.5/24-4 ZINC	537362-1	1
4	ADJUSTABLE HANDLE ERZ.63-P M8X50	537368	1

8.4 Top Cover

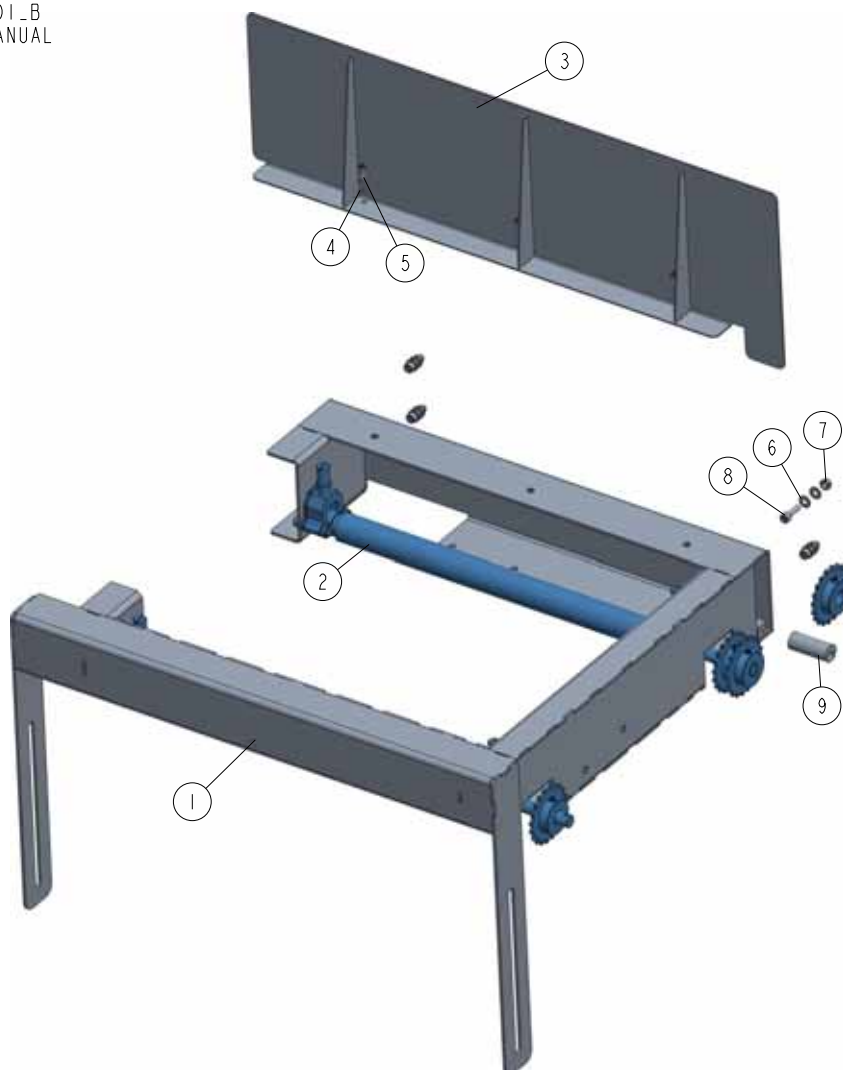
537380_001
537380_MANUAL



REF	DESCRIPTION (* indicates parts available in assemblies only)	PART #	QTY	
-	TOP COVER ASSEMBLY	537380	1	
1	TOP COVER WELDMENT	537379-1	1	
-	KNOB COMPLETE	537639	1	
2	KNOB VCT.63 P-M10X50	518971	1	
3	WASHER 10,5 ZC DIN 126 ISO 7091	F81055-1	3	
4	NUT M10 ZC 8 NYLOCK DIN 982 ISO 7040	F81033-1	1	
5	SPRING	533677	1	
-	CAM ASSEMBLY	537382	1	
6	CAM	537605-1	1	

REF	DESCRIPTION (* indicates parts available in assemblies only)	PART #	QTY
7	WASHER 10,5 ZC DIN 126 ISO 7091	F81055-1	5
8	NUT M10 ZC 8 NYLOCK DIN 982 ISO 7040	F81033-1	1
9	SCREW M10X35 SHCS ZC 8.8 DIN912 ISO 4762	F81003-56	1
10	WASHER 6,4 ZC DIN 126 ISO 7091	F81053-1	6
11	NUT M6 ZC 8 NYLOCK DIN 982 ISO 7040	F81031-2	1
12	BOLT M6X25 SHCS ZC PT 8.8 DIN 912 ISO 4762	F81001-41	1
13	TULEJA DYST. PA 6.4/18.8-6.4	561841	1
14	TULEJA DYST. PA 10.2/20-6	561842	1
-	GAS SPRING COMPLETE	537638	1
15	GAS SPRING	537665	1
16	SCREW M8X35 SHCS ZC 8.8 DIN 912 ISO 4762	F81002-101	2
17	WASHER 8,4 FLAT ZINC	F81054-1	14
18	NUT M8-8-B HEX NYLON ZINC LOCK	F81032-2	2
19	BUSHING, N8.2/N16-10	542421	1
20	BUSHING, N8.2/N16-15	542422	1
21	PLATE 3	537381-1	1
22	TUBULAR HANDLE	535614	1
-	GUARD UPPER COMPLETE	537609	1
23	BRACKET, FLEXIBLE GUARD	537606-1	1
24	FLEXIBLE GUARD 1	537607	2
25	FLEXIBLE GUARD 2	537608	2
26	WASHER 6,4 FLAT ZINC	F81053-1	5
27	SCREW M6X16 HEX SOCKET HEAD CAP	F81001-21	5
28	INSPECTION WINDOW PLATE	535613	1
29	WASHER 6,4 FLAT ZINC	F81053-1	28
30	NUT M6-8-B HEX NYLON ZINC LOCK	F81031-2	16
28	SCREW M6X16 HEX SOCKET HEAD CAP	F81001-21	12


8.5 Outside Body 537326

537326_001_B
537326_MANUAL

REF.	DESCRIPTION (* indicates parts available in assemblies only)	PART #	QTY	
-	OUTSIDE BODY COMPLETE	537326	1	
1	OUTSIDE BODY WELDMENT	537325-1	1	
2	MP365 FEED ASSEMBLY See Section 8.6	537310	1	
3	RIGHT GUARD	537664-1	1	
4	WASHER 6,4 ZC DIN 126 ISO 7091	F81053-1	3	
5	SCREW M6X16 SHCS ZC 8.8 DIN 912 ISO 4762	F81001-21	3	
6	WASHER 8,4 ZC DIN 126 ISO 7091	F81054-1	8	
7	NUT M8 ZC 8 NYLOCK DIN 982 ISO 7040	F81032-2	4	
8	SCREW M8X25 SHCS ZC 8.8 DIN 912 ISO 4762	F81002-21	4	
9	SLIDE	561827	1	

8.6 Feed Assembly 537310


537310_001_A
537310_MANUAL



REF	DESCRIPTION (* indicates parts available in assemblies only)	PART #	QTY
-	MP365 FEED ASSEMBLY	537310 ¹	1
1	SHAFT WITH PROTECTIVE COVER COMPLETE See Section 8.7	537313	2
2	SPROCKET Z=20; 1/2"X 3/16" (CHAIN 083-1)	535832	3
3	SCREW M8X20 HSS W/DOG POINT ZC 45H DIN 915 ISO 4028	F81002-77	4
4	SPROCKET Z=20; 1/2"X 3/16" (CHAIN 083-1)	537327	1

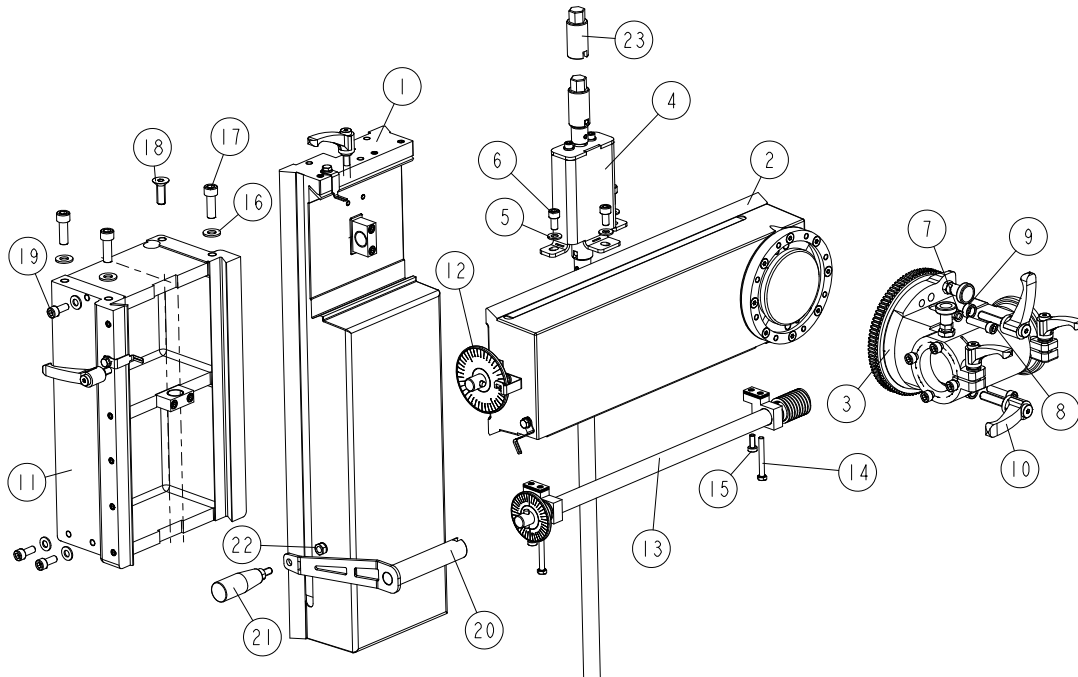
- ¹ - 537331- chain 083-1; p=1/2"; length=0.6477 m (51 links);
 - 537332- chain 083-1; p=1/2"; length=1.0922 m (85 links+1 offset link);
 - 533128- master link for chain 083-1 - 2 pcs

8.7 Shaft With Protective Cover 537313

537313_001_A
537313_MANUAL

REF	DESCRIPTION (* indicates parts available in assemblies only)	PART #	QTY
-	SHAFT WITH PROTECTIVE COVER COMPLETE	537313	1
1	SHAFT WITH PROTECTIVE COVER	537312	1
2	HOUSING, BEARING - COMPLETE See Section 4.5	535737	2
3	DISTANCE PLATE	537314-1	3
4	WASHER 8,4 ZC DIN 126 ISO 7091	F81054-1	8
5	SCREW M8X40 SHCS ZC 8.8 DIN 912 ISO 4762	F81002-29	2
6	SCREW M8X40 SHCS ZC 8.8 DIN 912 ISO 4762	F81002-85	2
7	NUT M8 ZC 8 NYLOCK DIN 982 ISO 7040	F81032-2	4

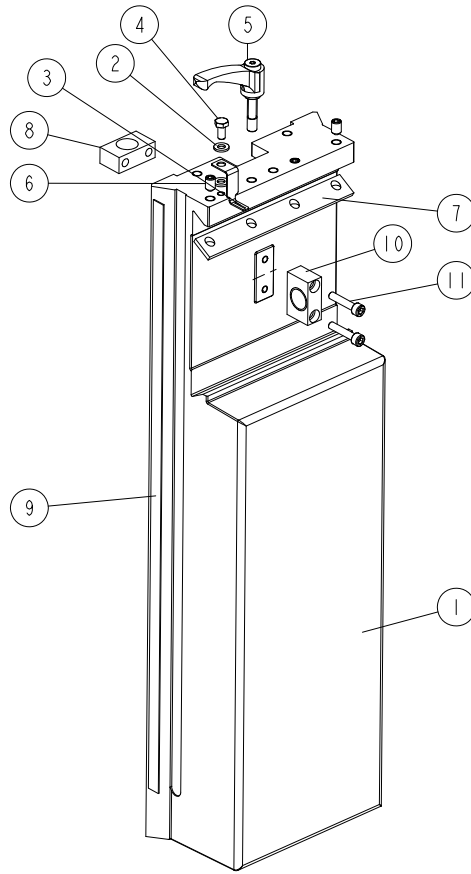
8.8 Cutter positioning Assembly. 537160

537160_001_A
537160_MANUAL

REF.	DESCRIPTION (u indicates parts available in assemblies only)	PART #	QTY
-	CUTTER POSITIONING ASSEMBLY	537160	1
1	VERTICAL ARM - COMPLETE See Section 3.14	537147	1
2	HORIZONTAL ARM - COMPLETE See Section 3.15	537140	1
3	HOUSING, SPINDLE CAST IRON - COMPLETE See Section 3.16	537153	1
4	UP/DOWN ASSEMBLY See Section 3.17	537130	1
5	WASHER, 8.4 FLAT,ZINC	F81054-1	6
6	SCREW, M8X16-8.8 HEX SOCKET HEAD CAP ZIN	F81002-39	3
7	WASHER 8,2 SPLIT LOCK ZINC	F81054-4	2
8	SCREW M8X35 SHCS ZC 8.8 DIN 912 ISO 476	F81002-58	2
9	SPACER BUSHING	537168-1	2
10	HANDLE, ERZ.78 P-M10X40 ADJUSTABLE	533536	2
11	VERTICAL ARM 2 - COMPLETE See Section 3.18	537171	1
12	SPINDLE IN/OUT SETTING ASSEMBLY See Section 3.19	537174	1
13	WORM SHAFT ASSEMBLY See Section 3.20	537180	1
14	BOLT, M6X50-8.8 HEX HEAD ZINC	F81001-62	2
15	SCREW M6X16 LHSCS 8.8 DIN 6912	F81001-46	2
16	WASHER, 10.5 FLAT ZINC	F81055-1	3
17	SCREW, M10X30 8.8 HEX SOCKET HEAD CAP ZI	F81003-110	3
18	SCREW M10X30 HSFH ZC 10.9 DIN7991	F81003-156	1
19	SCREW, M8X20-8.8 HEX SOCKET HEAD CAP ZIN	F81002-30	3
-	HANDLE, COMPLETE	542521	1
20	HANDLE	542522-1	1
21	GRIP, CYLINDRICAL	533505	1
22	NUT, M8-8-B HEX NYLON ZINC LOCK	F81032-2	1
23	CAP	561829-1	1

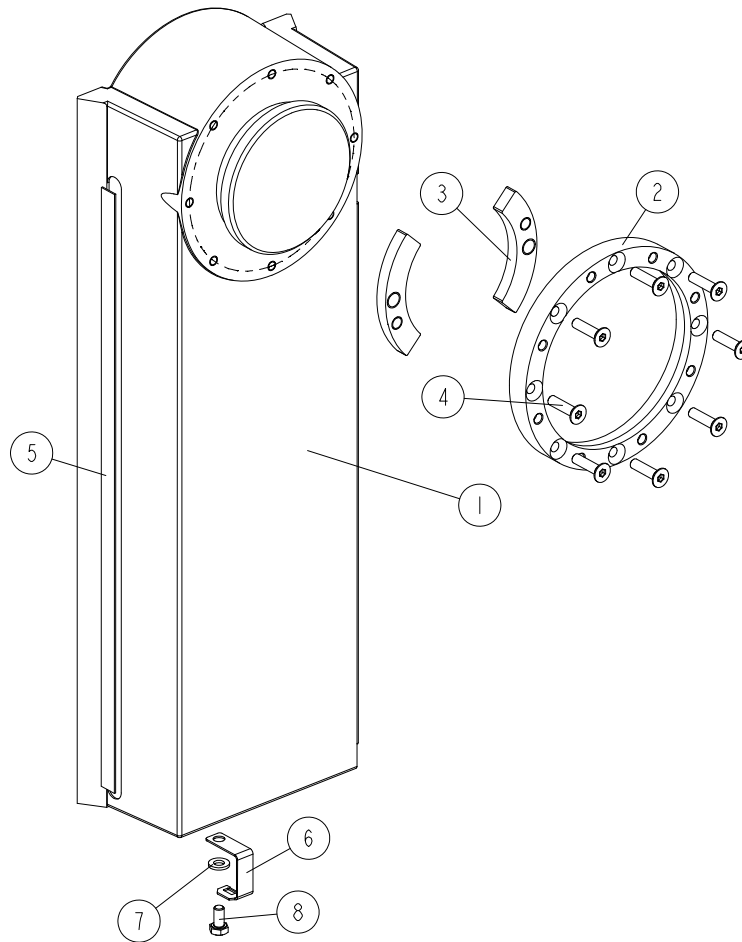
8.9 Vertical Arm (No. 537147)

537147_001_A
537147_MANUAL



Ref	DESCRIPTION (* indicates parts available in assemblies only)	PART #	QTY
-	VERTICAL ARM - COMPLETE	537147	1
1	CAST IRON VERTICAL-MECHANICAL PROCESSING	542632-1	1
2	WASHER 6,4 ZC DIN 126 ISO 7091	F81053-1	2
3	INDICATOR, SCALE 1	537144	1
4	BOLT M6X12 HH ZC FT 8.8 DIN 933	F81001-7	1
5	ADJUSTABLE HANDLE ERZ.63 P-M8X32	537149	1
6	SCREW M8X12 HSS W/CONE POINT ZC 45H DIN 914	F81002-105	3
7	SIDESLIP 1	537150	1
8	MOUNTING BLOCK	537136-1	1
9	STICKER-SCALE 2	537158	1
10	MOUNTING BLOCK 2	537173-1	1
11	SCREW M6X30 SHCS ZC 8.8 DIN 912 ISO 4762	F81001-42	2

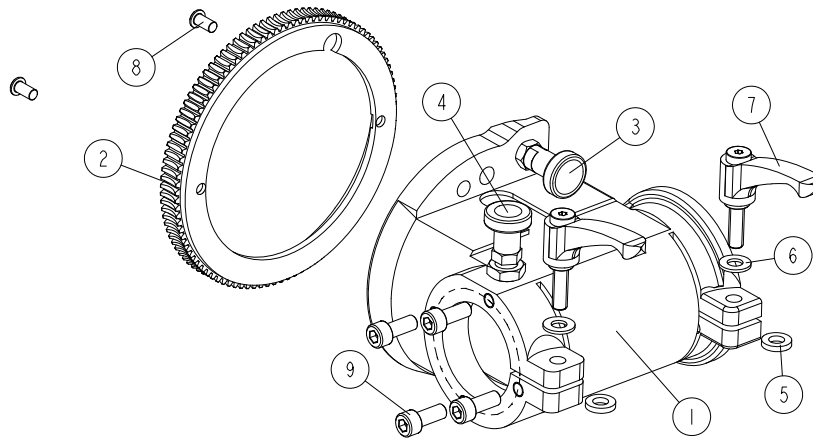
8.10 Horizontal Arm (No. 537140)

537140_001_MF
537140_MANUAL

REF	DESCRIPTION (u indicates parts available in assemblies only)	PART #	QTY
-	HORIZONTAL ARM - COMPLETE	537140	1
1	CAST IRON HORIZONTAL-MECHANICAL PROCESSI	542631-1	1
2	MOUNTING RING 2	537141	1
3	MOUNTING RING 1	537139	2
4	SCREW M6X25 HSFH ZC 8.8 DIN7991	F81001-68	8
5	STICKER-SCALE 1	537142	1
6	INDICATOR, SCALE 2	537148	1
7	WASHER 6.4 FE/ZN5 PN-78/M-82005	F81053-1	1
8	BOLT, M6X12 8.8 HEX HEAD FULL THREAD ZIN	F81001-7	1

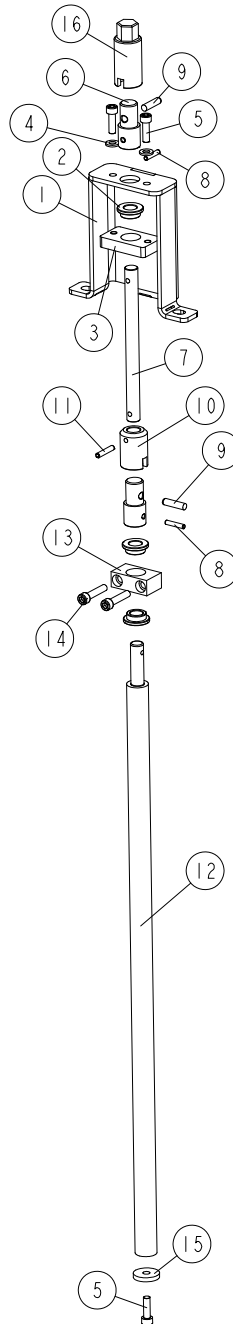
8.11 Spindle Housing (No. 537153)

537153-001
537153-MANUAL



REF	DESCRIPTION (u indicates parts available in assemblies only)	PART #	QTY	
-	HOUSING, SPINDLE CAST IRON - COMPLETE	537153	1	
1	HOUSING, SPINDLE CAST IRON	546842-1	1	
2	WORM GEAR	330-259-2	1	
3	PLUNGER, M6X20 GN 617.1-6-A INDEXING	537154	1	
4	PLUNGER, M6X20 GN 617-6-AK INDEXING	537184	1	
5	WASHER, 8.4/16-3	537156-1	2	
6	WASHER, 8.4 FLAT ZINC	F81054-1	2	
7	ADJUSTABLE HANDLE, ERZ.63P-M8X25	533591	2	
8	SCREW, M6X12 10.9 FE/ZN5 BN 1206 HEX SOC	F81001-105	2	
9	SCREW, M8X20-8.8 HEX SOCKET HEAD CAP ZIN	F81002-30	4	

8.12 Up/Down Assembly (No. 537130)

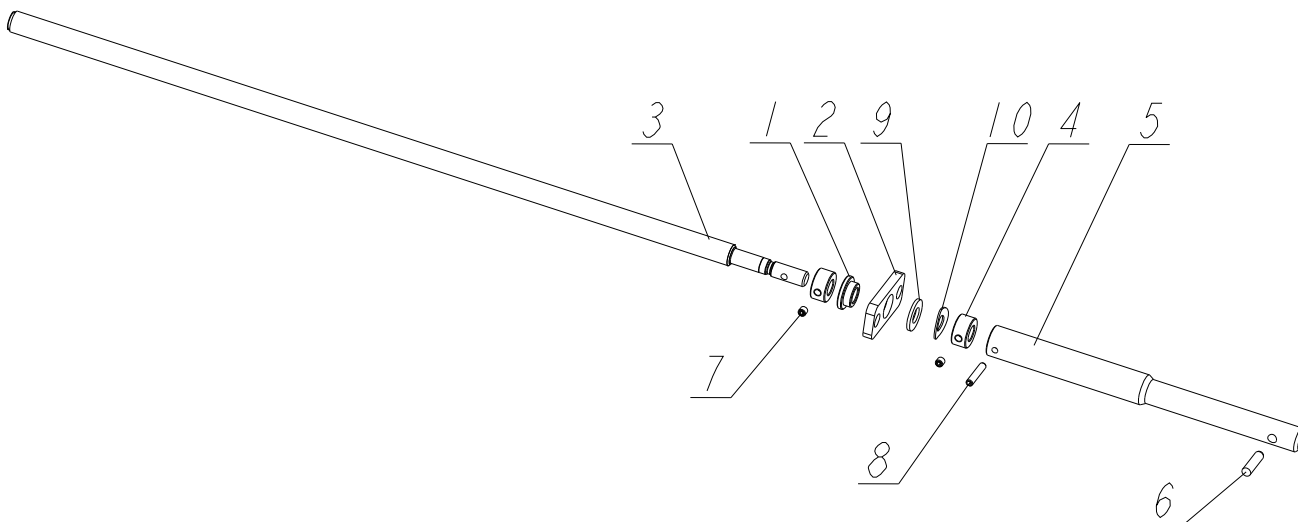
537130_001_A
537130_MANUAL

REF	DESCRIPTION (u indicates parts available in assemblies only)	PART #	QTY
-	UP/DOWN ASSEMBLY	537130	1
1	BRACKET	537121-1	1
2	BUSHING, 12/18-8 FLANGED 24-3	546901	3
3	BLOCK	537127-1	1
4	WASHER 6.4 FE/ZN5 PN-78/M-82005	F81053-1	2
5	SCREW, M6X20 8.8 HEX SOCKET HEAD CAP ZIN	F81001-22	3
6	PIN, SCALE DISK MOUNT	533595-1	2

REF	DESCRIPTION (u indicates parts available in assemblies only)	PART #	QTY	
7	ROD, ADJUSTMENT	537128-1	1	
8	PIN, PN-EN ISO 8752-4X20-ST-A0P SPRING-T	F81044-11	2	
9	DOWEL PIN 6M6X12 DIN 7 ISO 2338	F81045-5	2	
10	CONNECTOR	537129-1	1	
11	PIN, 4X24 ZINC-PLATED SPRING TYPE	F81044-13	1	
12	SCREW, TR20X4 LONG ACME	537131	1	
13	BLOCK, MOUNT	537136-1	1	
14	SCREW, M6X30-8.8 HEX SOCKET HEAD CAP ZIN	F81001-42	2	
15	WASHER 6.5/24-4 ZINC	537195-1	1	
16	FITTING	561829-1	1	

8.13 Spindle moving assembly - service. (592849)

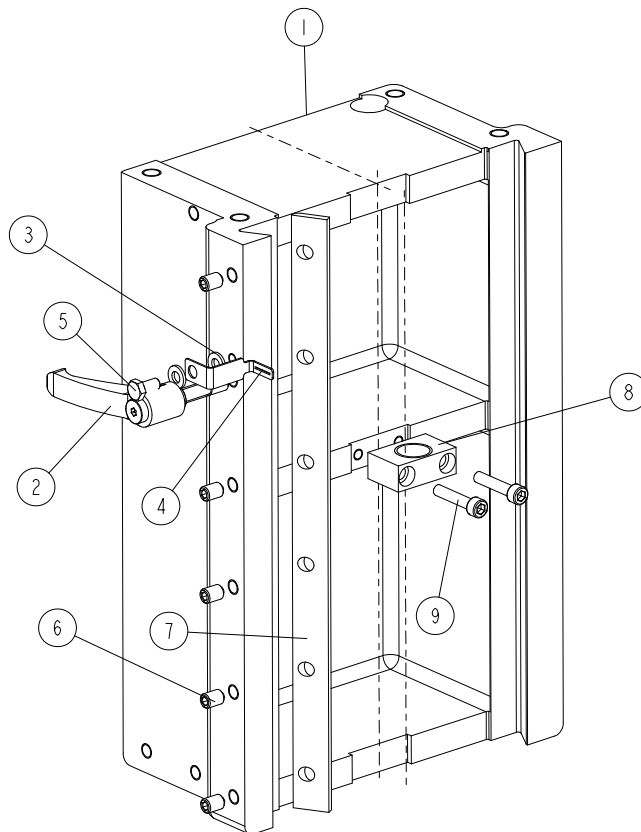
592849_001
592849



REF	DESCRIPTION (◆ indicates parts available in assemblies only)	PART #	QTY
-	SPINDLE MOVING ASSEMBLY - service	592849	1
1	SELF LUBRICATING BEARING, AMES N10/N16/N	541372	1
2	SLIDE BUSHING PLATE	535991-1	1
-	TRAPEZOIDAL SCREW ASSEMBLY	536981	1
3	CUTTER TRAPEZOIDAL SCREW	535996	1
4	CONNECTOR 1	535997-1	2
5	CONNECTOR 2	535998-1	1
6	DOWEL PIN 6M6X12 DIN 7 ISO 2338	F81045-5	1
7	SCREW M5X5 45H W/FLAT POINT ZC DIN 913	F81014-14	2
8	PIN, 4X24 ZINC ROLL	F81044-13	1
9	WASHER, 10.5 FLAT ZINC	F81055-1	1
10	DIN 137 B WAVE SPRING WASHER 10.5	F81055-18	1

8.14 Vertical Arm 2 (No. 537171)

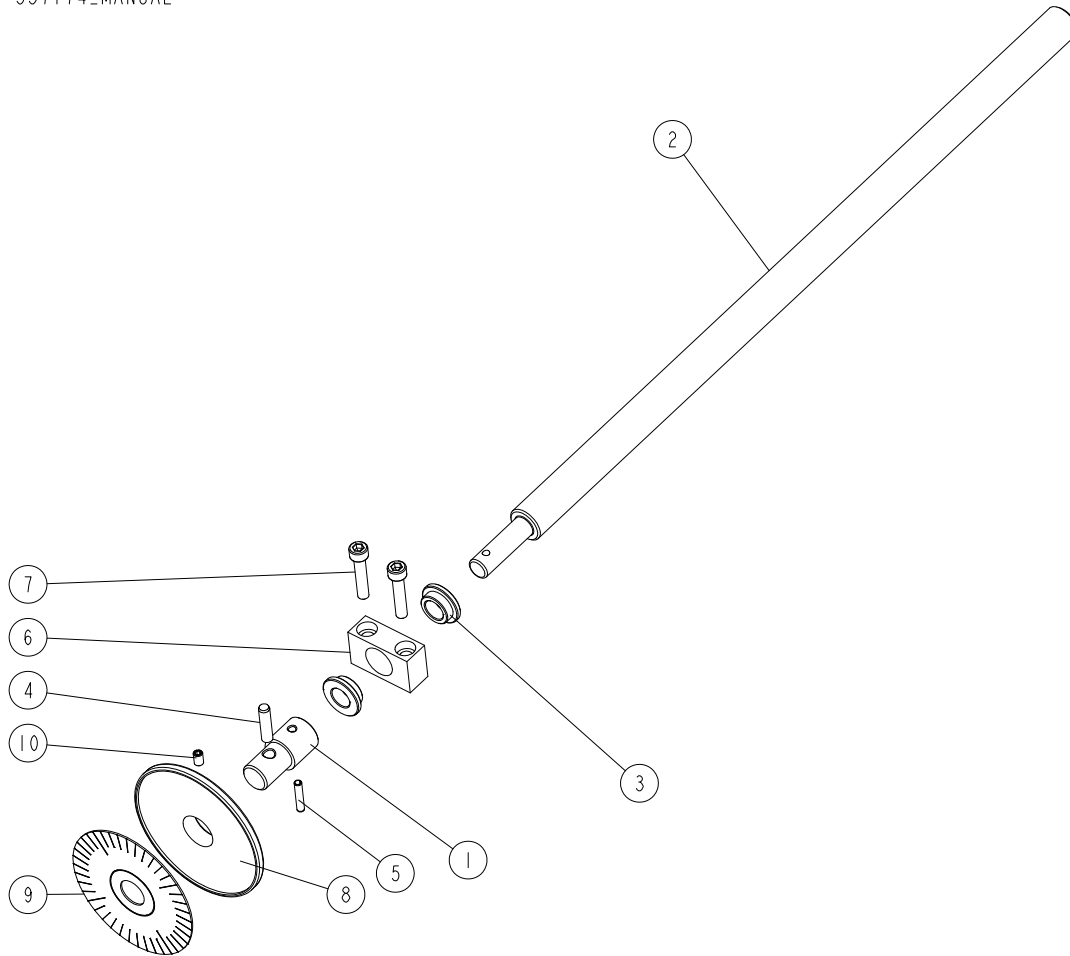
537171_001_A
537171_MANUAL



Ref	DESCRIPTION (* indicates parts available in assemblies only)	PART #	QTY
-	VERTICAL ARM 2 - COMPLETE	537171	1
1	CAST IRON VERTICAL 2-MECHANICAL PROCESSING	542630-1	1
2	ADJUSTABLE HANDLE ERZ.63 P-M8X32	537149	1
3	WASHER 6,4 ZC DIN 126 ISO 7091	F81053-1	2
4	INDICATOR, SCALE 1	537144	1
5	BOLT M6X12 HH ZC FT 8.8 DIN 933	F81001-7	1
6	SCREW M8X12 HSS W/CONE POINT ZC 45H DIN 914	F81002-105	5
7	SIDESLIP 2	537172	1
8	MOUNTING BLOCK 2	537173-1	1
9	SCREW M6X30 SHCS ZC 8.8 DIN 912 ISO 4762	F81001-42	2

8.15 Spindle In/Out Setting Assembly (Part No. 537174)

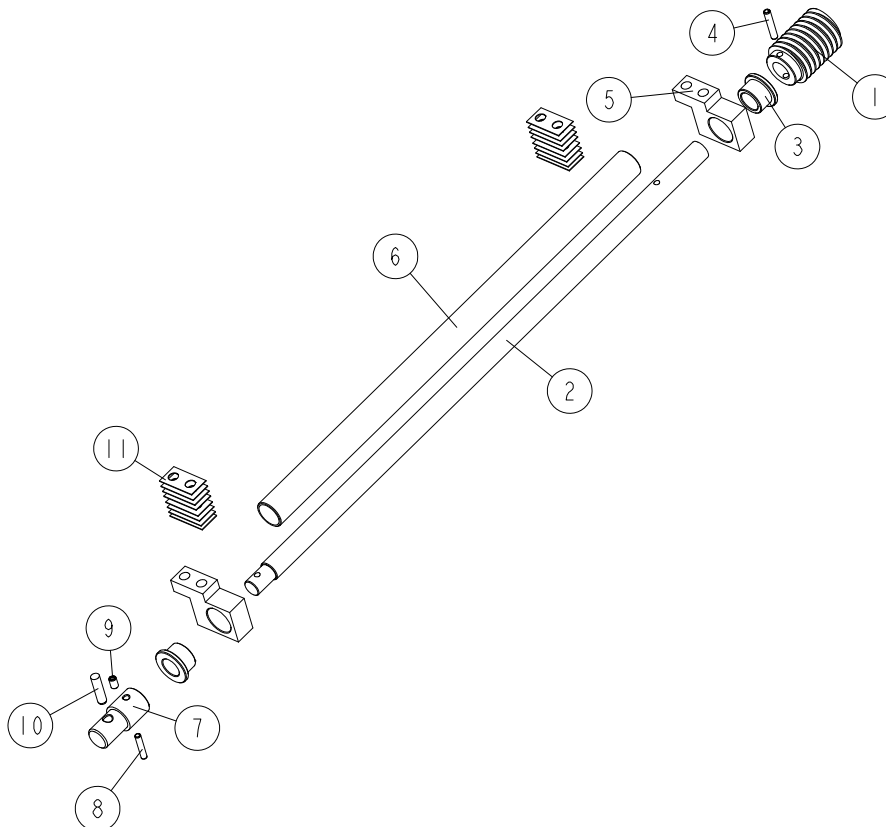
537174_001_A
537174_MANUAL



REF.	DESCRIPTION (* indicates parts available in assemblies only)	PART #	QTY
-	SPINDLE IN/OUT SETTING ASSEMBLY	537174	1
1	PIN, SCALE DISK MOUNT	533595-1	1
2	SCREW, TR20X4 SHORT ACME	537175	1
3	BUSHING, 12/18-8 FLANGE 24-3	546901	2
4	PIN, ISO2338- 6M6X24-A1 DOWEL	F81045-5	1
5	PIN, PN-EN ISO 8752-4X20-ST-A0P SPRING-TYPE	F81044-11	1
6	BLOCK, MOUNT	537136-1	1
7	SCREW, M6X30-8.8 HEX SOCKET HEAD CAP ZINC	F81001-42	2
8	DISK, ROUND SCALE	533594	1
9	DECAL, MP200 ROUND SCALE	533577	1
10	SCREW, M5X8 45H DIN 913 HEX SOCKET SET W/FLAT POINT	F81014-7	1

8.16 Worm Shaft Assembly (No. 537180)

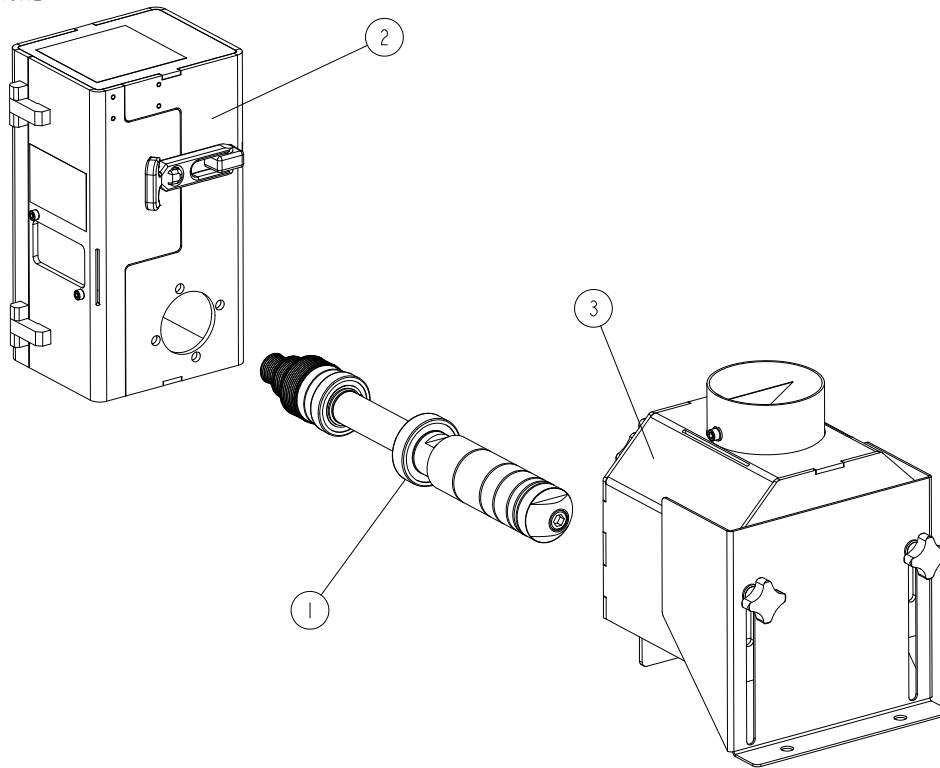
537180_001_MF
537180_MANUAL



REF	DESCRIPTION (u indicates parts available in assemblies only)	PART #	QTY
-	WORM SHAFT ASSEMBLY	537180	1
1	WORM	537177	1
2	SHAFT, WORM	537178	1
3	BUSHING, 14/20-14 FLANGE 26-3	546905	2
4	PIN, 4X24 ZINC-PLATED SPRING TYPE	F81044-13	1
5	BLOCK 2	537179-1	2
6	COVER	537182-1	1
7	PIN, SCALE DISK MOUNT	533595-1	1
8	PIN, PN-EN ISO 8752-4X20-ST-A0P SPRING-T	F81044-11	1
9	DISK, ROUND SCALE	537176	1
10	SCREW, M5X8 45H DIN 913 HEX SOCKET SET W	F81014-7	1
11	DECAL, MP200 ROUND SCALE	537183	1
12	DOWEL PIN 6M6X12 DIN 7 ISO 2338	F81045-5	1
13	PLATE	537661	16

8.17 Spindle w/Drive Box & Guard (No. 537635)

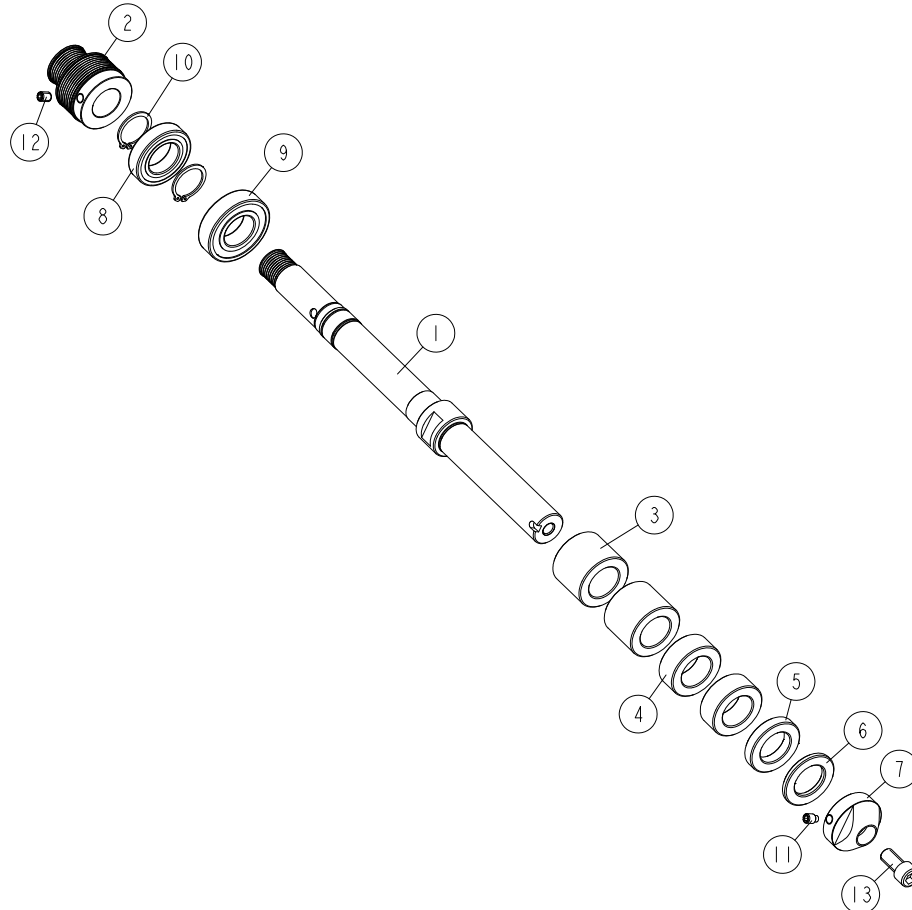
537635_001
537635_MANUAL



REF.	DESCRIPTION (* indicates parts available in assemblies only)	PART #	QTY
-	SPINDLE W/DRIVE BOX & GUARD	537635	1
1	SPINDLE ASSEMBLY See Section 8.18	537630	1
2	BOX, DRIVE - COMPLETE See Section 8.19	537610	1
3	GUARD, CUTTER - COMPLETE See Section 8.20	537120	1

8.18 Spindle Assembly (No. 537630)

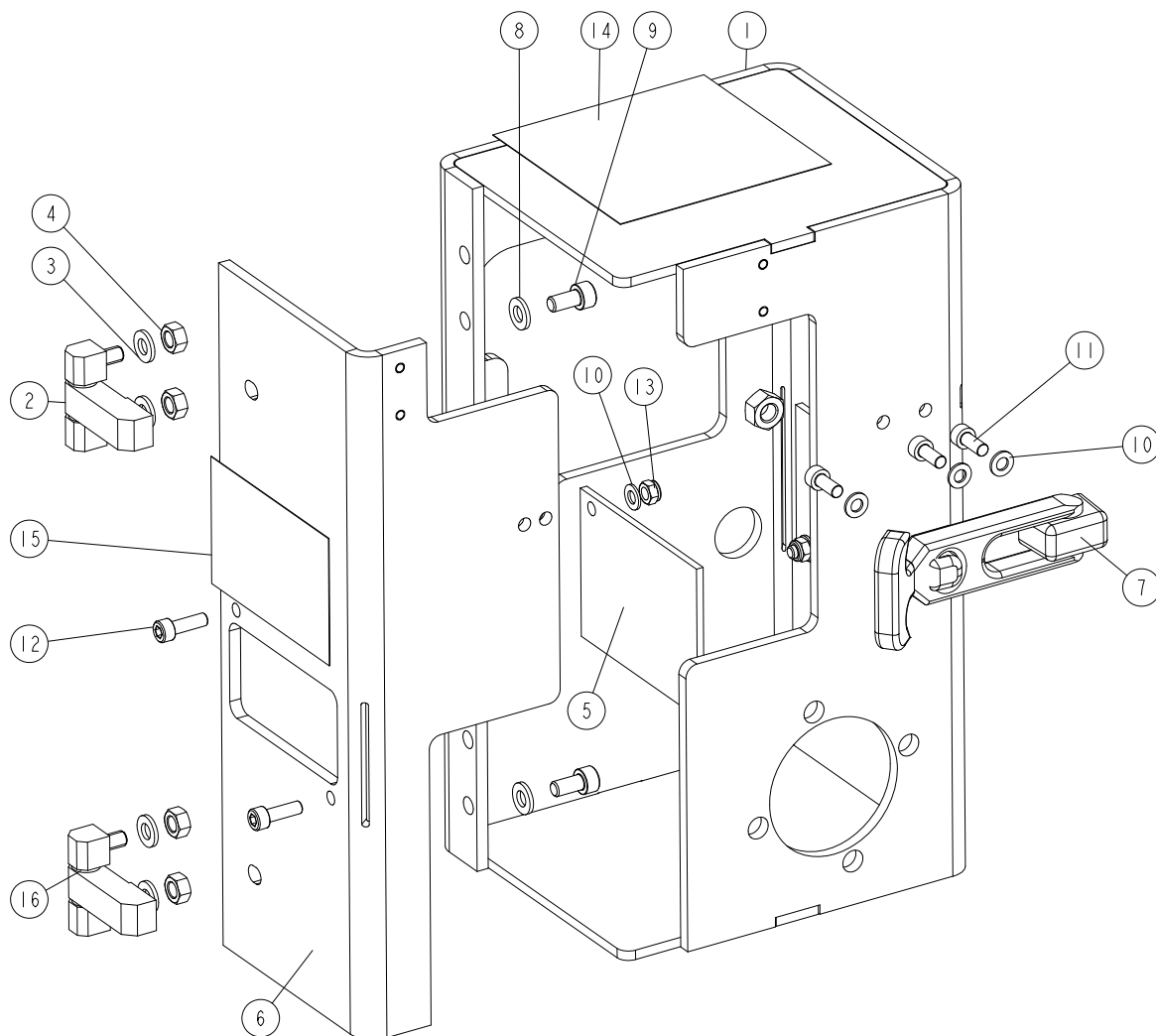
537630_001
537630_MANUAL



REF	DESCRIPTION (u indicates parts available in assemblies only)	PART #	QTY
-	SPINDLE ASSEMBLY	537630	1
1	SPINDLE	537626	1
2	SHEAVE, MULTI-GROOVE	537624	1
3	BUSHING, N30/N50-40	537627-1	2
4	BUSHING, N30/N50-20	537628-1	2
5	BUSHING, N30/N50-10	537629-1	1
6	BUSHING, N30/N50-5	537631-1	1
7	BUSHING, N13/N50-28 SPECIAL	537625-1	1
8	BEARING, 6006-C-2HRS-FAG	592792	1
9	BEARING, 6206-C-2HRS-FAG	592793	1
10	RING, Z30 SPRING RETAINING	F81090-23	2
11	SCREW, M8X12-45H- PN-EN-ISO 4028 ; DIN91	F81002-122	1
12	SCREW, M8X10-45H DIN913 HEX SOCKET SET W	F81002-123	1
13	SCREW, M12X25-12.9 HEX SOCKET HEAD CAP Z	F81004-120	1

8.19 Drive Box (Part No. 537610)

537610_001
537610_MANUAL



REF	DESCRIPTION (u indicates parts available in assemblies only)	PART #	QTY
-	BOX, DRIVE - COMPLETE	537610	1
1	BOX, DRIVE	537615-1	1
2	HINGE K1143.0630028 (KIPP)	537616	2
3	WASHER 6.4 FE/ZN5 PN-78/M-82005	F81053-1	2
4	NUT, M6-8 HEX ZINC	F81031-1	2
5	PLATE, INSPECTION WINDOW	537619	2
6	PLATE, DOOR	537611-1	1
7	SELF-ADJUSTING LATCH SOUTHCO NR ART.258-	537617	1
8	WASHER 6.4 FE/ZN5 PN-78/M-82005	F81053-1	2
9	SCREW M6X12 SHCS ZC 8.8 DIN 912 ISO 4762	F81001-87	2
10	WASHER, M5, FLAT ZINC	F81052-1	7
11	SCREW M5X12 SHCS ZC 8.8 DIN 912 ISO 4762	F81000-53	3
12	SCREW, M5X16-8.8 HEX SOCKET HEAD CAP ZIN	F81000-25	4
13	NUT, M5-8-FE/ZN5 DIN985	F81030-2	4

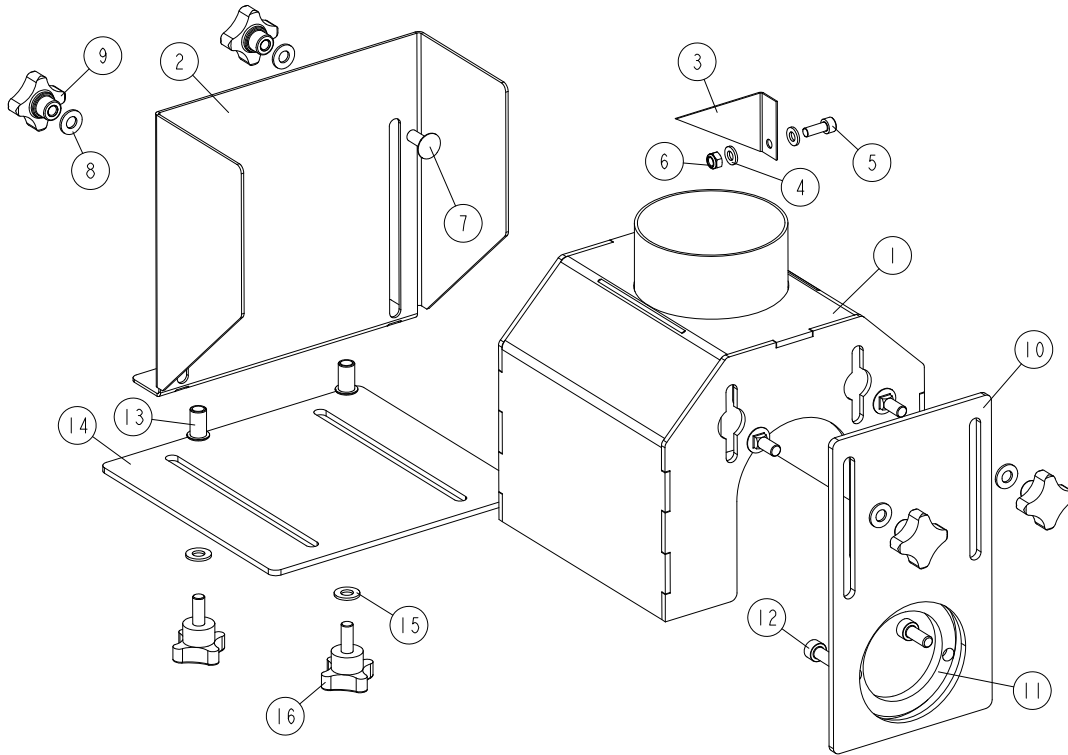


Drive Box (Part No. 537610)

REF	DESCRIPTION (u indicates parts available in assemblies only)	PART #	QTY	
14	DECAL 1	537614	1	
15	DECAL	537618	1	
16	WASHER	542519	4	

8.20 Cutter Guard (No. 537120)

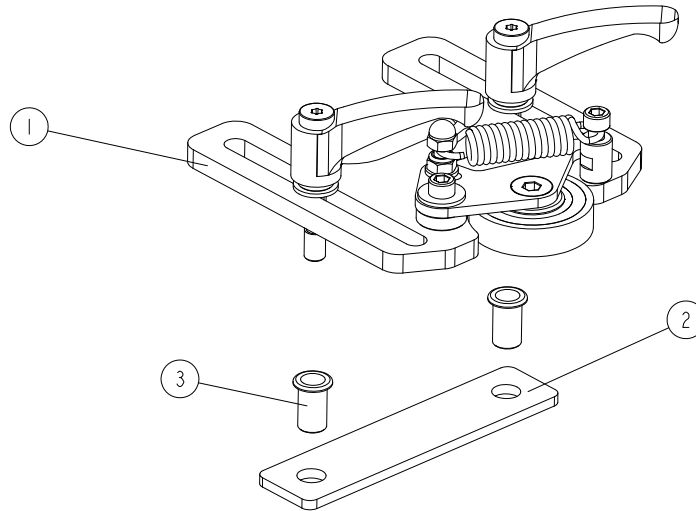
537120_001
537120_MANUAL



REF	DESCRIPTION (u indicates parts available in assemblies only)	PART #	QTY
-	GUARD, CUTTER - COMPLETE	537120	1
1	GUARD WELDMENT	537105-1	1
2	PLATE, ADJUSTMENT (1)	537104-1	1
3	PLATE, CHIP DUCT	534179	1
4	WASHER, M6, FLAT,ZINC	F81053-1	2
5	SCREW, M6X16 -8.8 HEX SOCKET HEAD CAP ZI	F81001-21	1
6	NUT, M6-8-B NYLON HEX ZINC LOCK	F81031-2	1
7	BOLT M8X20 CARRIAGE ZC 8.8 DIN603 ISO 86	F81002-121	4
8	WASHER, 8.4 FLAT,ZINC	F81054-1	4
9	PALM GRIP	537110	4
10	PLATE, ADJUSTMENT (2)	537112-1	1
11	RING, MOUNTING	537113-1	1
12	SCREW, M8X20-8.8 HEX SOCKET HEAD CAP ZIN	F81002-30	2
13	NUT, M8 1.0-2.5 FTR-Z FE/ZN5 RIVET	F81032-9	2
-	PLATE ASSY, LOWER	542520	1
14	PLATE, LOWER	542518-1	1
15	WASHER, 8.4 FLAT,ZINC	F81054-1	2
16	KNOB, 50/M8X25 (466406 MOSS)	500973	2

8.21 Pressure Roller Assembly (No. 542457)

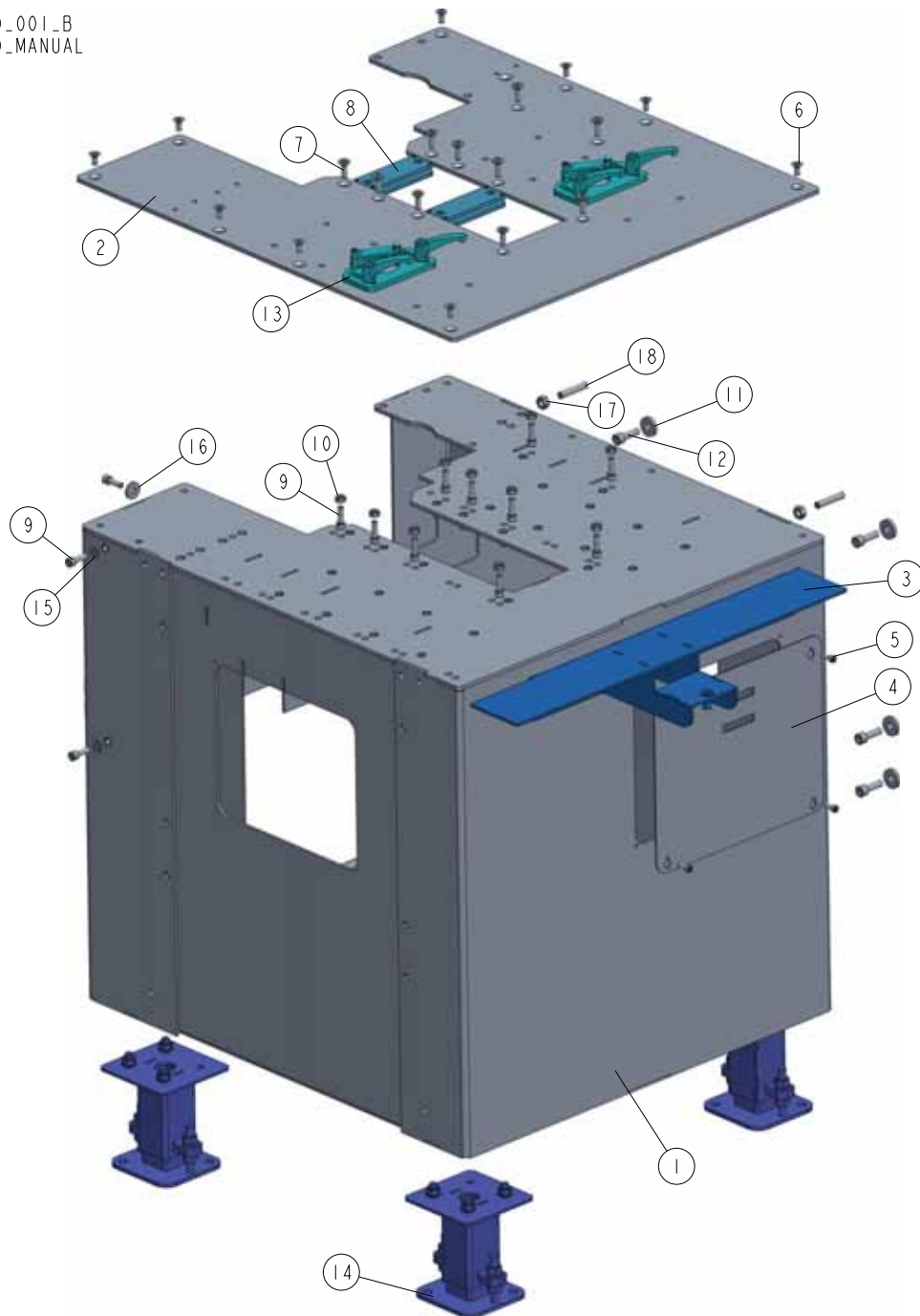
542457_001
542457_MANUAL



REF.	DESCRIPTION (* indicates parts available in assemblies only)	PART #	QTY	
-	ROLLER ASSEMBLY, PRESSURE	542457	1	
1	ROLLER ASSEMBLY, PRESSURE See Section 8.25	537363	1	
-	PLATE, MOUNT	542458	1	
2	PLATE	537366-1	1	
3	NUT, M8 1.0-2.5 FTRZ ZINC-PLATED RIVET	F81032-9	2	

8.22 Inside Body 537350

537350_001_B
537350_MANUAL

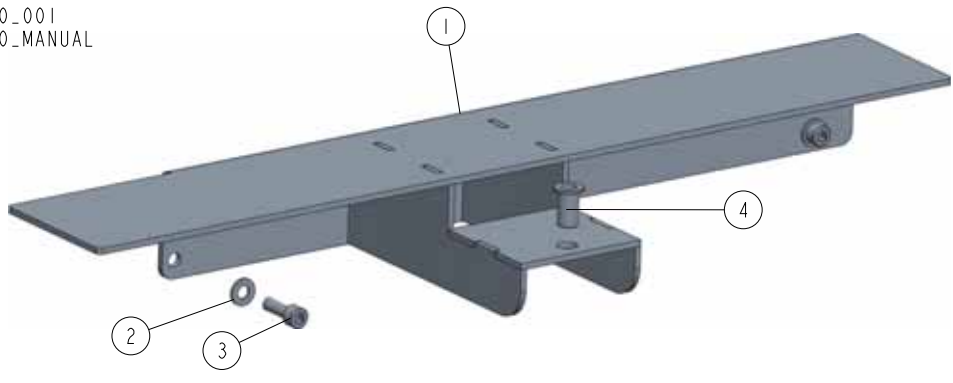


REF	DESCRIPTION (◆ indicates parts available in assemblies only)	PART #	QTY
-	INSIDE BODY COMPLETE	537350	1
1	INSIDE BODY WELDMENT	537335-1	1
2	TABLE PLATE	537345	1
3	COVER SUPPORT COMPLETE See Section 8.23	537600	1
4	COVER 3	535643-1	1
5	SCREW, M6X16 -8.8 HEX SOCKET HEAD CAP ZI	F81001-21	4
6	SCREW, M8X16-10.9 FE/ZN5 DIN7991 FLAT SO	F81002-82	9
7	SCREW M8X25 HSFHS ZC 8.8 DIN 7991 ISO 10	F81002-65	10

REF	DESCRIPTION (◆ indicates parts available in assemblies only)	PART #	QTY	
8	TABLE PLATE ASSEMBLY See Section 8.24	537353	2	
9	SCREW M8X25 SHCS ZC 8.8 DIN 912 ISO 4762	F81002-21	24	
10	NUT M8 ZC 8 DIN 934	F81032-1	18	
11	WASHER 10.5/28-5 ZINC	537361-1	6	
12	SCREW, M10X30 8.8 HEX SOCKET HEAD CAP ZI	F81003-110	10	
13	PRESSURE ROLLER ASSEMBLY See Section 8.25	537363	2	
14	MP365 FOOT SET See Section 8.26	537364	2	
15	WASHER, 8.4 FLAT ZINC	F81054-1	4	
16	WASHER 8.5/24-4 ZINC	537362-1	2	
17	NUT M10 ZC 8 DIN 934	F81033-3	2	
18	SCREW M10X50 HSSS W/FLAT POINT BLACK 45	F81003-161	2	

8.23 Cover Support 537600

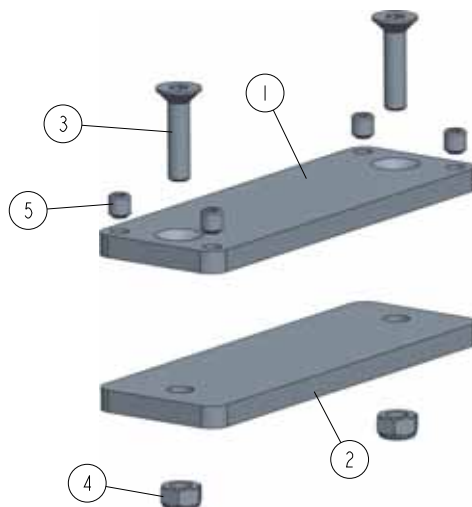
537600_001
537600_MANUAL



REF	DESCRIPTION (◆ indicates parts available in assemblies only)	PART #	QTY	
-	COVER SUPPORT COMPLETE	537600	1	
1	COVER SUPPORT	537604-1	1	
2	WASHER, 8.4 FLAT ZINC	F81054-1	6	
3	SCREW M8X25 SHCS ZC 8.8 DIN 912 ISO 4762	F81002-21	6	
4	RIVET NUT M10 ZC W/KNURLED SHANK AND ROU	F81033-15	1	

8.24 Table Plate Assembly 537353

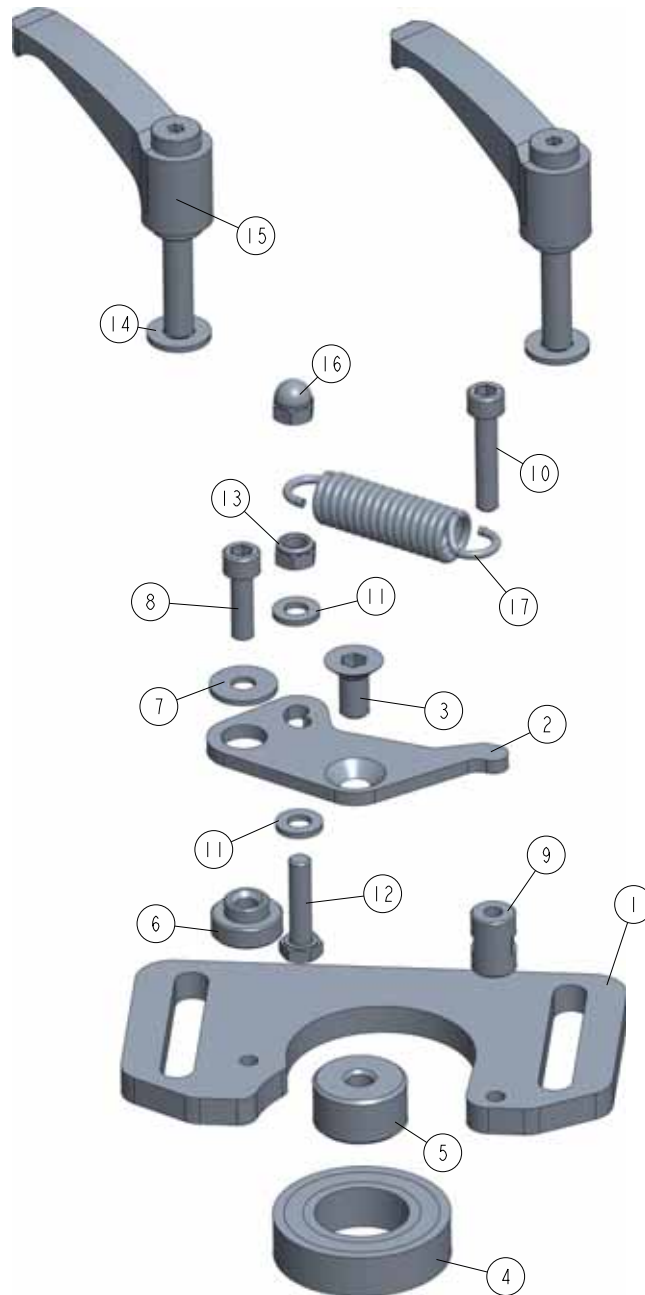
537353_001
537353_MANUAL



REF	DESCRIPTION (◆ indicates parts available in assemblies only)	PART #	QTY	
-	TABLE PLATE ASSEMBLY	537353	1	
1	TOP PLATE	537351-1	1	
2	BOTTOM PLATE	537352-1	1	
3	SCREW M6X25 HSFH ZC 8.8 DIN7991	F81001-68	2	
4	NUT, M6-8-B HEX NYLON ZINC LOCK	F81031-2	2	
5	SCREW M6X6 45H HSS W/FLAT POINT ZC DIN91	F81001-96	4	

8.25 Pressure Roller Assembly 537363

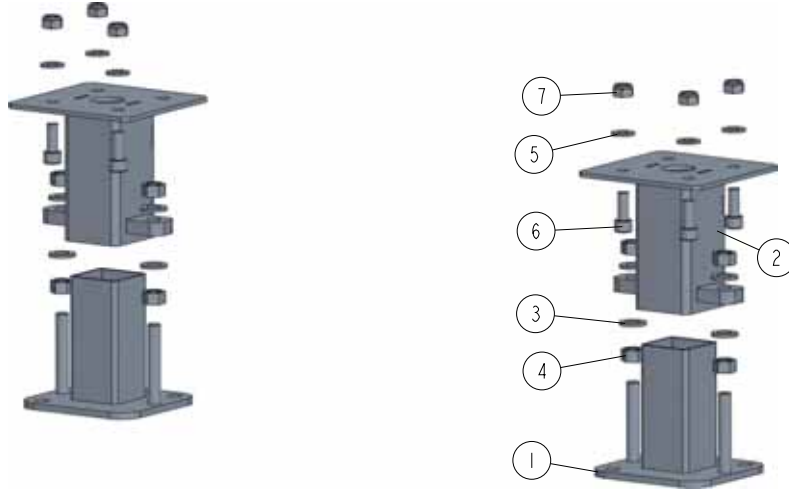
537363_001_A
537363_MANUAL



REF.	DESCRIPTION (* indicates parts available in assemblies only)	PART #	QTY
-	PRESSURE ROLLER ASSEMBLY	537363	1
1	PLATE, ADJUSTMENT	533103-1	1
2	BRACKET, BEARING MOVABLE	533525-1	1
3	SCREW, M8X16-10.9 FE/ZN5 DIN7991 FLAT SO	F81002-82	1
4	BEARING, 6005 2RS PN-85/M-86100	089652	1
5	BUSHING, M8/25-13.5 ZINC-PLATED	533529-1	1
6	BUSHING, 6.2/12-10 FLANGED 19-6	533632	1
7	WASHER, 6.5 SPECIAL FLAT ZINC	F81053-11	1
8	SCREW, M6X20 8.8 HEX SOCKET HEAD CAP ZINC	F81001-22	1

REF.	DESCRIPTION (* indicates parts available in assemblies only)	PART #	QTY	
9	BUSHING, M6/12-17 ZINC-PLATED	533633-1	1	
10	SCREW, M6X30-8.8 HEX SOCKET HEAD CAP ZINC	F81001-42	1	
11	WASHER, 6.4 FLAT ZINC	F81053-1	2	
12	BOLT, M6X25-5.8 HEX HEAD FULL THREAD ZINC	F81001-3	1	
13	NUT, M6-8-B HEX NYLON ZINC LOCK	F81031-2	1	
14	WASHER, 8.4 FLAT ZINC	F81054-1	2	
15	ADJUSTABLE HANDLE ERZ.63 P-M8X32	537149	2	
16	NUT, DIN 1587 M6 FE/ZN5 HEX DOMED CAP	F81031-18	1	
17	SPRING, 15X65X2.5 EXTENSION	533571	1	

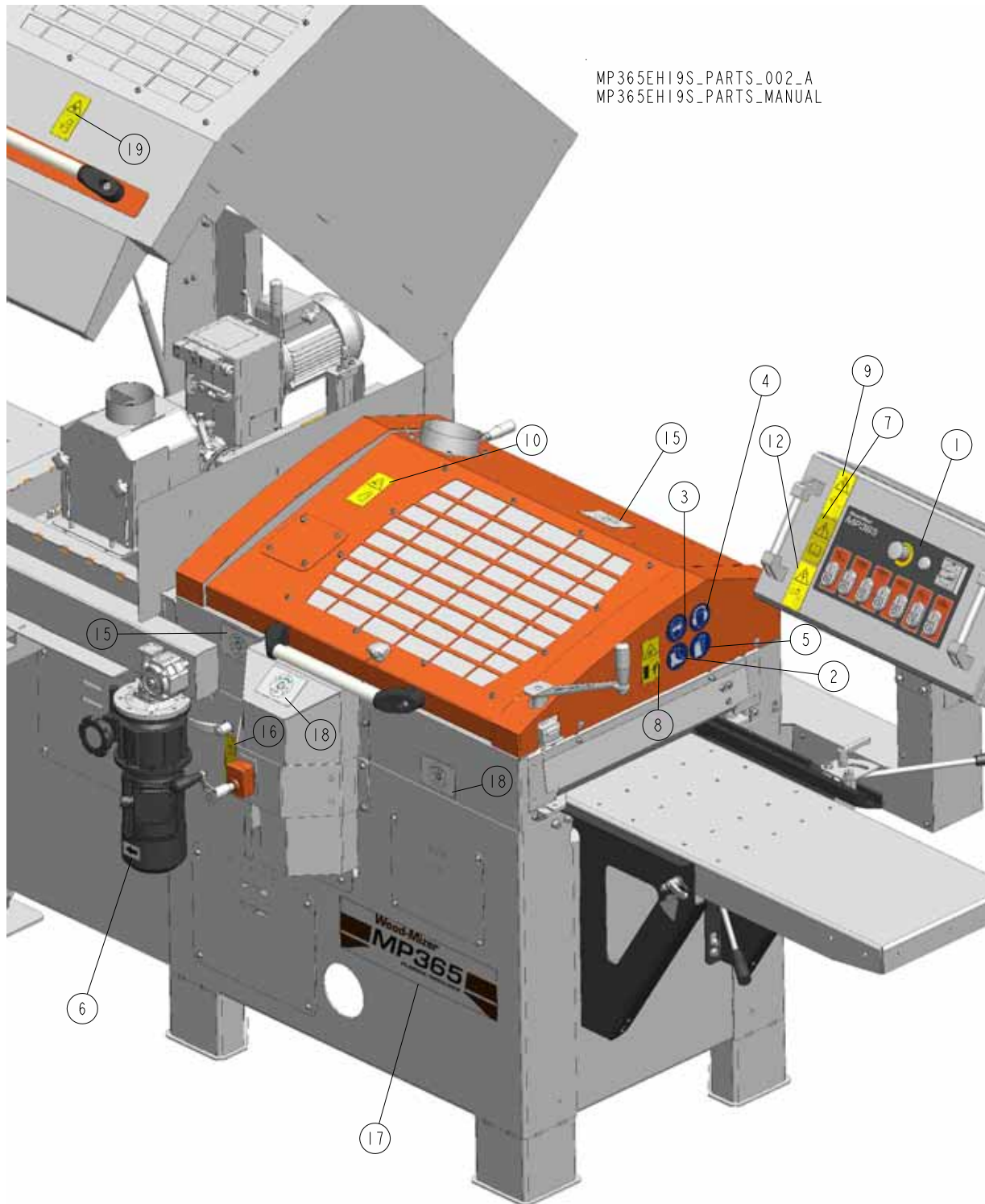
8.26 Foot Set 537364

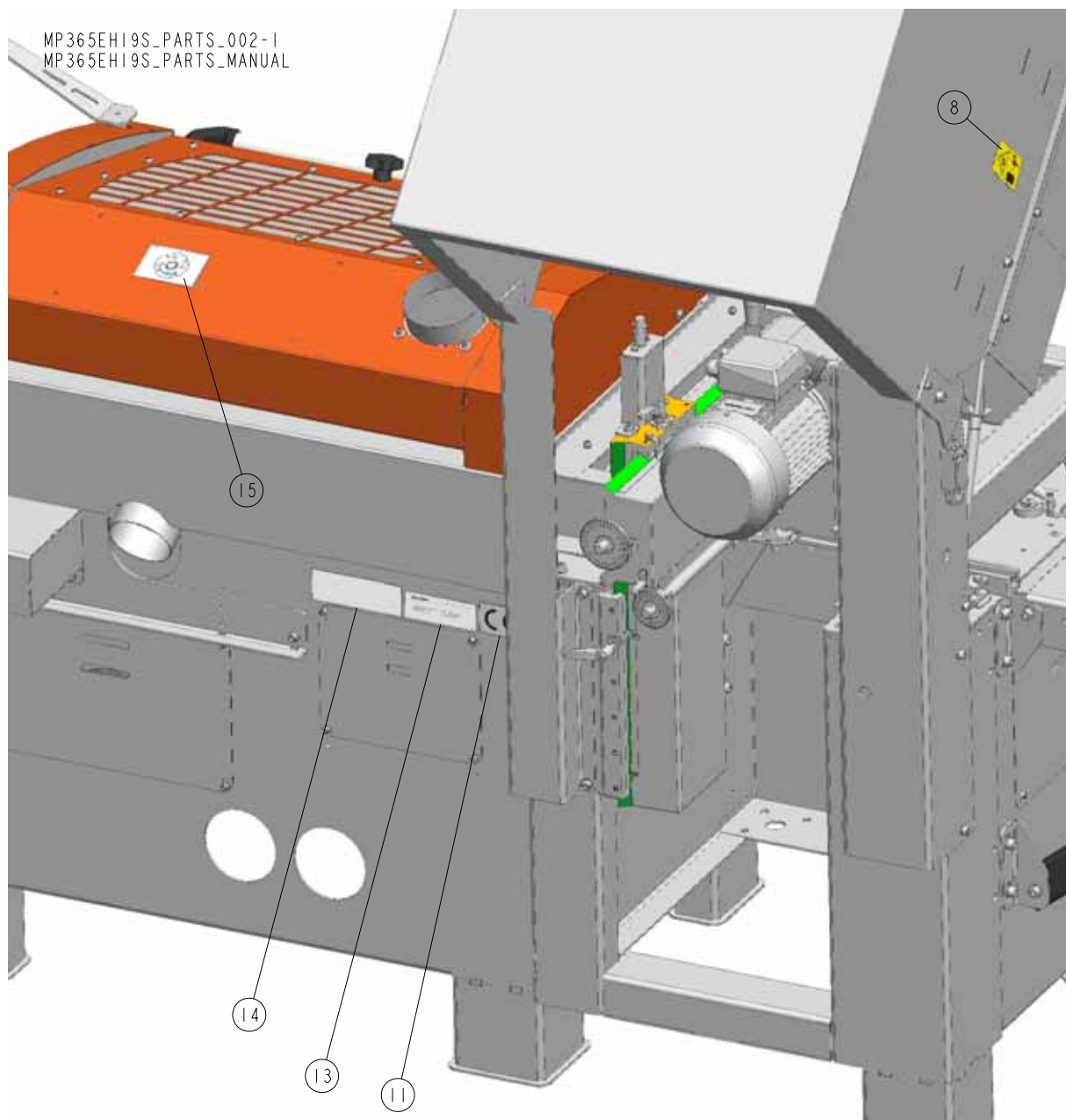
537364_001_B
537364_MANUAL

REF	DESCRIPTION (◆ indicates parts available in assemblies only)	PART #	QTY	
-	MP365 FOOT SET	537364	1	
-	FOOT, COMPLETE	542516	2	
1	FOOT BASE	542515-1	1	
2	FOOT	542513-1	1	
3	WASHER 13 ZC DIN 126 ISO 7091	F81056-1	4	
4	NUT M12 ZC 8 DIN 934	F81034-1	4	
5	WASHER, 10.5 FLAT ZINC	F81055-1	6	
6	SCREW M10X25 SHCS ZC 8.8 DIN 912 ISO 476	F81003-32	6	
7	NUT M10 ZC 8 NYLOCK DIN 982 ISO 7040	F81033-1	6	

SECTION 9 DECALS

9.1 Decals MP365





REF	DESCRIPTION (* indicates parts available in assemblies only)	PART #	QTY
-	DECAL KIT, MP365	540841	1
1	DECAL CONTROL PANEL MP365	537651	1
2	DECAL, WEAR SAFETY BOOTS PICTOGRAM, SMALL	501465-1	1
3	DECAL, WEAR SAFETY GOGGLES (PICTOGRAM) - SMALL	S12004G-1	1
4	DECAL, WEAR PROTECTIVE EAR MUFFS (PICTOGRAM) SMALL	S12005G-1	1
5	DECAL "USE SAFETY GLOVES", SMALL	512107-1	1
6	DECAL, MOTOR DIRECTION	S20097	1
7	DECAL, READ THE OPERATOR MANUAL	096317	1
8	DECAL, KEEP A SAFE DISTANCE PICTOGRAM	099221V	2
9	DECAL, HAZARDOUS VOLTAGE INSIDE THE ELECTRIC BOX (PICTOGRAM)	096316	1
10	DECAL, CLOSE GUARDS BEFORE OPERATING	099220	1
11	DECAL, CE CERTIFIED SAWMILL - SMALL	P85070	1
12	DECAL, REMOVE THE PLUG BEFORE OPENING THE ELECTRIC BOX (PIC-	096319	1



DECALS

Decals MP365

REF	DESCRIPTION (* indicates parts available in assemblies only)	PART #	QTY	
13	DECAL, EUROPEAN HEADQUARTER ADDRESS	015841	1	
14	DECAL, VIN	VIN	1	
15	DECAL, SHAFT ROTATION DIRECTION.	539444	2	
16	DECAL, USE THE CONTINUOUSLY VARIABLE TRANSMISSION WHEN THE	535252	1	
17	DECAL MP365 PLANER TYPE	540842	1	
18	DECAL, MP160 SHAFT ROTATION DIRECTION	536401	2	
19	DECAL, HAND INJURY HAZARD (PICTOGRAM)	524993	1	