

Wood-Mizer®

Parts Manual

LT70H AH
LT70H AH WIDE

rev. A1.00
rev. A1.00



Safety is our #1 concern! Read and understand all safety information and instructions before operating, setting up or maintaining this machine.

Form #1071

Table of Contents

Section-Page

SECTION 1	GENERAL INFORMATION	1-1
1.1	How To Use the Parts List.....	1-1
1.2	Sample Assembly	1-1
SECTION 2	BLADE GUIDE ASSEMBLIES	2-1
2.1	Blade Guide Assembly, Idle Side	2-1
2.2	Blade Guide Assembly, Drive Side	2-3
2.3	Blade Guide w/Extended Roller, Drive Side (2" blade)	2-5
2.4	Blade Guide Arm, Idle Side - Wide Saw Head	2-7
2.5	Blade Guide Arm, Idle Side	2-10
2.6	Blade Guide Mount Assembly, Drive Side	2-13
2.7	Blade Guide w/Extended Roller, Idle Side - 524855	2-14
2.8	Extended Blade Guide Roller w/Bearings - 522502	2-16
SECTION 3	BLADE WHEELS & TENSIONER	3-1
3.1	Blade Drive Assembly.....	3-1
3.2	Idle Blade Wheel Assembly	3-3
3.3	Idle-Side Blade Wheel Assembly (2" Blade, Wide Saw Head)	3-5
3.4	Wide Wheel Wiper & Scraper, Idle Side (2" Blade)	3-6
3.5	Wide Blade Wheel Wiper & Scraper, Drive Side (2" Blade)	3-8
3.6	Hydraulic Blade Tensioner Assembly.....	3-10
3.7	Sawdust Flow Guide.....	3-12
SECTION 4	SAW HEAD	4-1
4.1	Middle Throat Screw.....	4-1
4.2	Drive Belt Tensioner (AC)	4-2
4.3	Board Return Assembly (Optional)	4-3
4.4	Water Lube Assembly.....	4-5
4.5	Oil Tank & Dispenser, LT70 (2" Blade, Wide Saw)	4-6
4.6	Oiler Solenoid Valve	4-8
4.7	Oil Dispenser	4-9
4.8	Oil Tank	4-10
4.9	Saw Head Rest Pin	4-11
4.10	LT70AC Saw Head Decals	4-12
4.11	Blade Housing Covers.....	4-14
4.12	Sawdust Chute.....	4-16
4.13	Sawdust Chute (LT70 Wide only).....	4-17
4.14	Saw Head Protection Kit, LT70M Mobile	4-18
4.15	Bracket, Wide Saw Head Rest.	4-19
SECTION 5	CONTROL BOXES	5-1
5.1	Control Assembly, LT70 AH.....	5-1
5.2	Control Assembly, LT70-RSW	5-2
5.3	Drum Switches	5-4
5.4	Circuit Breakers.....	5-5
5.5	Front Panel Assembly & Harnesses	5-6

Table of Contents

Section-Page

5.6	Solenoids	5-7	
SECTION 6	UP/DOWN SYSTEM		6-1
6.1	Up/Down Rollers & Covers	6-1	
6.2	Blade Height Scale	6-3	
6.3	Up/Down Chain & Sprockets	6-4	
6.4	Up/Down Drive Assembly	6-5	
6.5	Safety Switches	6-7	
SECTION 7	FEED SYSTEM & TRACK ROLLERS		7-1
7.1	Upper Track Rollers And Wipers.....	7-1	
7.2	Power Feed Assembly	7-3	
7.3	Feed Chain/Stop, LT70 S/M	7-5	
7.4	Lower Track Rollers.....	7-6	
SECTION 8	BED FRAME ASSEMBLY		8-1
8.1	Front Hydraulic Hose Duct	8-1	
8.2	Middle Hydraulic Hose Duct.....	8-2	
8.3	Rear Hydraulic Hose Duct.....	8-3	
8.4	Front Hydraulic Hose Duct	8-4	
8.5	Bed Rails	8-5	
8.6	Wireway Kit (Option w/o Pantograph)	8-6	
8.7	Cable Carrier	8-8	
8.8	Stationary Leg Feet	8-9	
8.9	Bed Rail w/Cover	8-10	
8.10	WM4000 Transport Bracket.....	8-12	
8.11	Bed Rail Cover (Part No. 525563)	8-13	
8.12	Bed Frame End Cover (Part No. 527381)	8-14	
8.13	Cushion Spring Support Beam (Part No. 534747)	8-15	
8.14	Leg Foot Set, LT H (No. 532226)	8-16	
8.15	Board Removal Bumper Assembly (Part No. 534734)	8-17	
8.16	Plate w/Roller, Board Removal Bumper (Part No. 534741)	8-19	
8.17	Roller w/Rubber Covering (Part No. 534731)	8-20	
8.18	Board Removal Bumper Roller (Part No. 534732)	8-21	
8.19	Main Tube Cover Assembly (Part No. 093052)	8-22	
8.20	Mast Stops (No. 093031)	8-23	
8.21	Adjustable Belt Conveyor (Part No. 535018)	8-25	
8.22	Conveyor Support Assembly (No. 535025)	8-26	
8.23	Adjustable Belt Conveyor Table (No. 533490)	8-27	
8.24	Idler Conveyor Pulley (No. 533494)	8-28	
8.25	Conveyor Drive Pulley Assembly (No. 535079)	8-29	
SECTION 9	LT70H HYDRAULIC SYSTEM		9-1
9.1	WM 4000 Hydraulic Toe Board	9-1	
9.2	Hydraulic Log Side Supports	9-3	
9.3	Chain Log Turner w/Bracket (Part No. 526954)	9-5	

Table of Contents

Section-Page

9.4	Hydraulic Log Turner LT70H.	9-6
9.5	Log Loader (Part No. 092863)	9-8
9.6	Main Log Clamp, WM4000 (No. 531970)	9-10
9.7	Steel Block w/Bushings (Part No. 521951)	9-12
9.8	Driven Log Levelling Roller, Right w/2 Cylinders (No. 533901)	9-13
9.9	Driven Log Levelling Roller - Left w/2 Cylinders (No. 533902)	9-15

SECTION 1 GENERAL INFORMATION

1.1 How To Use the Parts List

- Use the index above to locate the assembly that contains the part you need.
- Go to the appropriate section and locate the part in the illustration.
- Use the number pointing to the part to locate the correct part number and description in the table.
- Parts shown indented under another part are included with that part.
- Parts marked with a diamond (◆) are only available in the assembly listed above the part.

See the sample table below. Sample Part #A01111 includes part F02222-2 and subassembly A03333. Subassembly A03333 includes part S04444-4 and subassembly K05555. The diamond (◆) indicates that S04444-4 is not available except in subassembly A03333. Subassembly K05555 includes parts M06666 and F07777-77. The diamond (◆) indicates M06666 is not available except in subassembly K05555.

1.2 Sample Assembly				
REF.	DESCRIPTION (◆ Indicates Parts Available In Assemblies Only)	PART #	QTY	
	Sample Assembly, Complete (Includes All Indented Parts Below)	A01111	1	
1	Sample Part	F02222-22	1	
	Sample Subassembly (Includes All Indented Parts Below)	A03333	1	
2	Sample Part (◆ Indicates Part Is Only Available With A03333)	S04444-4	1	◆
	Sample Subassembly (Includes All Indented Parts Below)	K05555	1	
3	Sample Part (◆ Indicates Part Is Only Available With K05555)	M06666	2	◆
4	Sample Part	F07777-77	1	

To Order Parts:

- From Europe call our European Headquarters and Manufacturing Facility in Kolo, Poland at **+48-63-2626000**. From the continental U.S., call our toll-free Parts hotline at **1-800-525-8100**. Have your customer number, vehicle identification number, and part numbers ready when you call. From other international locations, contact the Wood-Mizer distributor in your area for parts.

Office Hours:

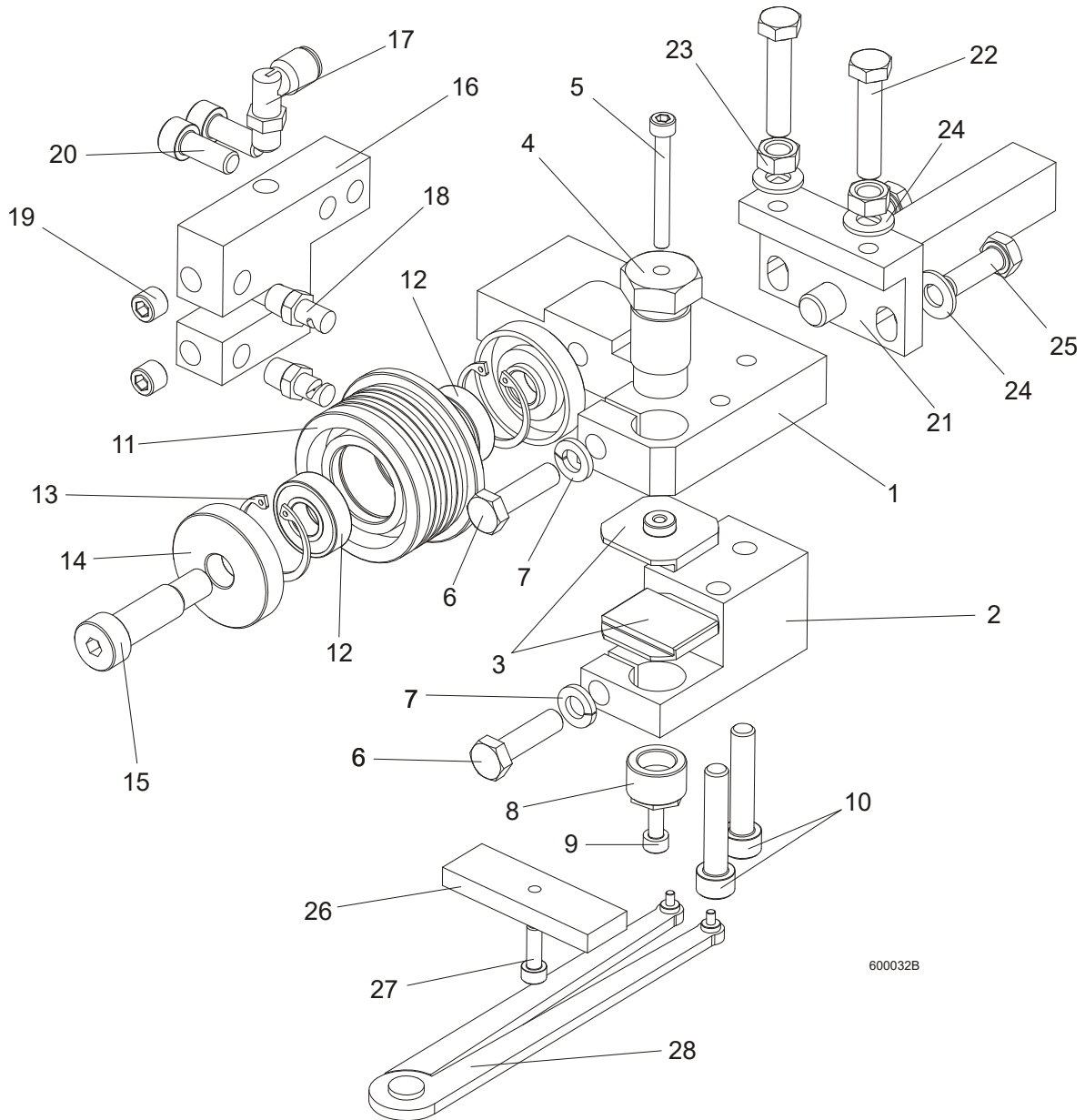
Country	Monday - Friday	Saturday	Sunday
Poland	7-15	Closed	Closed
US	8 a.m.- 5 p.m.	8 a.m.- 12 p.m.	Closed



CAUTION! It is strongly recommended that only original spare parts be used.

SECTION 2 BLADE GUIDE ASSEMBLIES

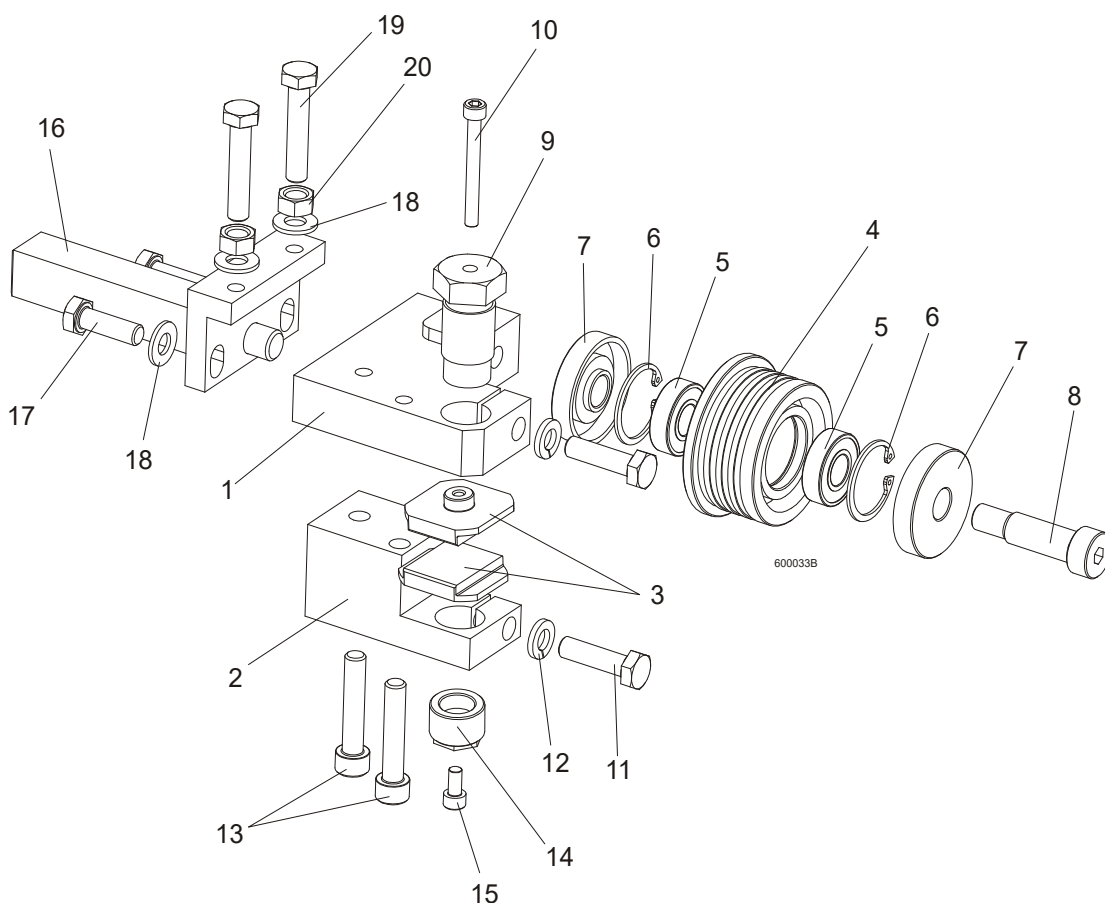
2.1 Blade Guide Assembly, Idle Side



600032B

REF.	DESCRIPTION (◆ Indicates Parts Available in Assemblies Only)	PART #	QTY
	BLADE GUIDE ASSEMBLY, IDLE SIDE, EXTENDED (FOR OPTIONAL USE WITH 1 1/2" BLADES)	092997	1
1	Block, Blade Guide Mount Zinc-Plated	090947-1	1
2	Block, Lower Ceramic Pad Mount Zinc-Plated	090948-1	1
3	Block, Blade Guide Zinc	093430-1	2
4	Bolt, Upper Pad Adjustment Zinc-Plated	089515-1	1
5	Screw, M5x45 DIN912 A2-70 Hex Socket Head Cap Stainless Steel	F81000-24	1
6	Bolt, M8x30 DIN933 A2-70 Stainless Steel	F81002-27	2
7	Washer, 8.2 Split Lock Zinc	F81054-4	2
8	Screw, Lower Pad Adjuster Zinc-Plated	516191-1	1
9	Screw, M5x10 DIN912 A2-70 Hex Socket Head Cap Stainless Steel	F81000-23	1
10	Screw, M8x40-8.8 Hex Socket Head Cap Zinc	F81002-29	2
	Roller, Blade Guide w/Bearing, Extended	092939	1
11	Roller, Blade Guide Extended	087890	1
12	Bearing, 6001 2RSR NACHI	087893	2
13	Ring, W28 Inside Retaining	F81090-9	2
14	Washer, Blade Guide Roller Spacer Zinc-Plated	087891-1	1
	Washer, Blade Guide Roller Spacer Zinc-Plated	087892-1	1
15	Screw, 12/M10x30 12.9 ISO 7379 Socket Head Shoulder	F81003-70	1
	Screw, 12/M10x35 12.9 ISO 7379 Socket Head Shoulder (used with the Extended Roller only)	F81003-48	1
16	Block, Nozzle Mounting Zinc-Plated	090487-1	1
17	Fitting, 90° Elbow 1/8NPT-1/4 Tube Swivel	P09736	1
18	Nozzle, Blade Lube Spray	033479	2
19	Plug, M10x1 DIN 906 BN40 "BOSSARD"	F81015-3	2
20	Screw, M8x20-8.8 Hex Socket Head Cap Zinc	F81002-30	2
21	Pivot Weldment, Blade Guide Zinc-Plated	089509-1	1
22	Bolt, M8x40 DIN933 A2-70 Stainless Steel	F81002-28	2
23	Nut, M8 DIN934 A2-70 Stainless Steel	F81032-7	2
24	Washer, 8.4 Zinc Flat	F81054-1	4
25	Bolt, M8x25 DIN933 A2-70 Stainless Steel	F81002-26	2
	Block, Blade Guide Alignment	090951	1
26	Block, Blade Guide Alignment Zinc-Plated	090805-1	1
27	Screw, M5X16-8.8 Hex Socket Head Cap Zinc	F81000-25	1
28	Tool, 62860-3 (PERSCHMAN) Lower Pad Adjustment	090949	1

2.2 Blade Guide Assembly, Drive Side



REF.	DESCRIPTION (◆ Indicates Parts Available in Assemblies Only)	PART #	QTY
	BLADE GUIDE ASSEMBLY, DRIVE SIDE, EXTENDED (FOR OPTIONAL USE WITH 1 1/2" BLADES)	092998	1
1	Block, Blade Guide Mount Zinc-Plated	090944-1	1
2	Block, Lower Ceramic Pad Mount Zinc-Plated	090946-1	1
3	Block, Blade Guide Zinc	093430-1	2
	Roller, Blade Guide w/Bearing, Extended	092939	1
4	Roller, Blade Guide Extended	087890	1
5	Bearing, 6001 2RSR NACHI	087893	2
6	Ring, W28 Inside Retaining	F81090-9	2
7	Washer, Blade Guide Roller Spacer Zinc-Plated	087891-1	1
	Washer, Blade Guide Roller Spacer Zinc-Plated	087892-1	1
8	Screw, 12/M10x30 12.9 ISO 7379 Socket Head Shoulder	F81003-70	1
	Screw, 12/M10x35 12.9 ISO 7379 Socket Head Shoulder (used with the Extended Roller only)	F81003-48	1
9	Bolt, Upper Pad Adjustment	089515	1
10	Screw, M5x45 DIN912 A2-70 Hex Socket Head Cap Stainless Steel	F81000-24	1
11	Bolt, M8x30 DIN933 A2-70 Stainless Steel	F81002-27	2
12	Washer, 8.2 Split Lock Zinc	F81054-4	2
13	Screw, M8x40-8.8 Hex Socket Head Cap Zinc	F81002-29	2
14	Screw, Lower Pad Adjustment Zinc-Plated	516191-1	1

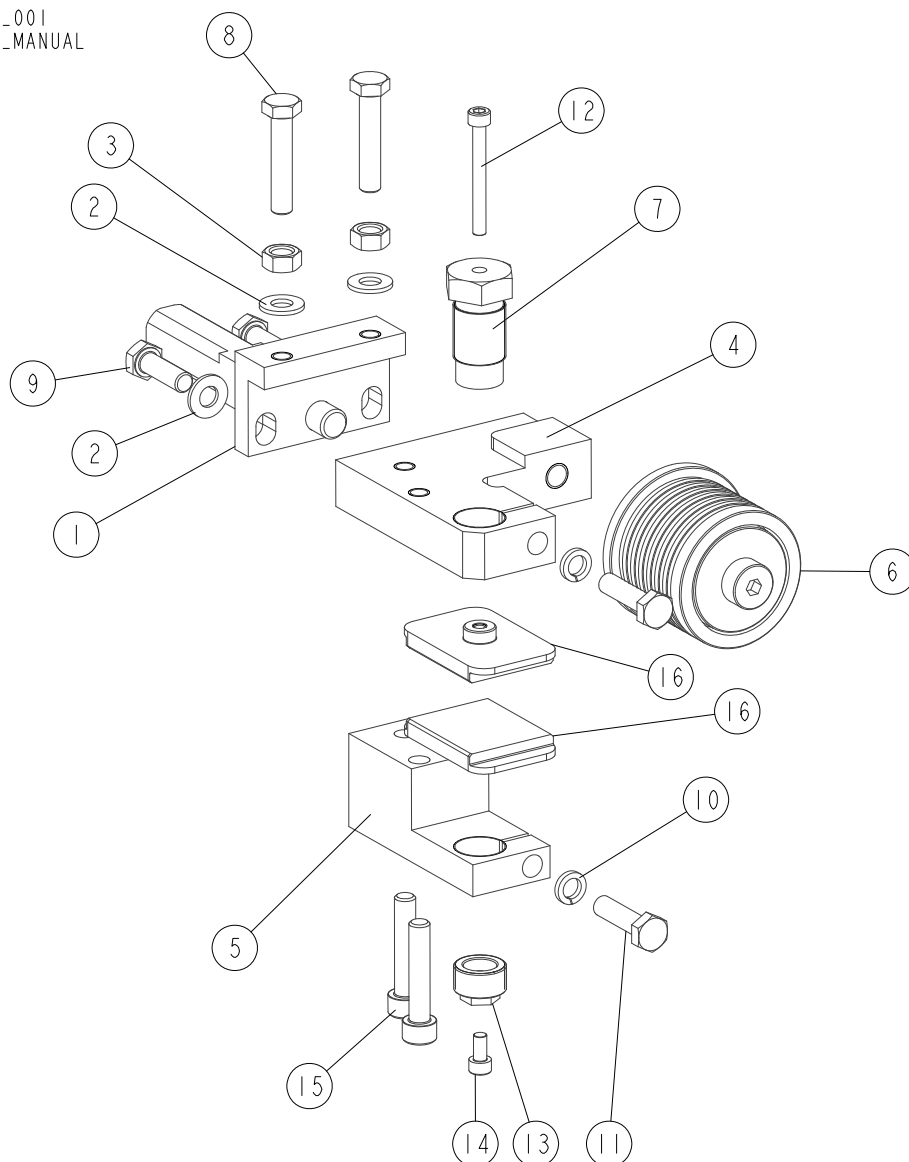
15	Screw, M5x10 DIN912 A2-70 Hex Socket Head Cap Stainless Steel	F81000-23	1	
16	Pivot Weldment, Blade Guide Zinc-Plated	089509-1	1	
17	Bolt, M8x25 DIN933 A2-70 Stainless Steel	F81002-26	2	
18	Washer, 8.4 Zinc Flat	F81054-1	4	
19	Bolt, M8x40 DIN933 A2-70 Stainless Steel	F81002-28	2	
20	Nut, M8 DIN934 A2-70 Stainless Steel	F81032-7	2	

2 Blade Guide Assemblies

Blade Guide w/Extended Roller, Drive Side (2" blade)

2.3 Blade Guide w/Extended Roller, Drive Side (2" blade)

524863_001
524863_MANUAL



REF.	DESCRIPTION (◆ Indicates Parts Available in Assemblies Only)	PART #	QTY
-	BLADE GUIDE W/EXTENDED ROLLER, DRIVE SIDE	524863	1
1	BRACKET WELDMENT, BLADE GUIDE ZINC-PLATED	089509-1	1
2	WASHER, 8.4 FLAT ZINC	F81054-1	4
3	NUT, M8 DIN934 A2-70 STAINLESS STEEL	F81032-7	2
4	PLATE, BLADE GUIDE MOUNT	524861-1	1
5	BLOCK, LOWER PAD SUPPORT	524862-1	1
6	ROLLER, BLADE GUIDE W/BEARINGS (EXTENDED ROLLER) See Section 2.8	522502	1
7	BOLT, UPPER PAD ADJUSTMENT ZINC-PLATED	089515-1	1
8	BOLT, M8X40 DIN933 A2-70 STAINLESS STEEL	F81002-28	2
9	BOLT, M8X25 DIN933 A2-70 STAINLESS STEEL	F81002-26	2
10	WASHER, 8.2 SPLIT LOCK ZINC	F81054-4	2
11	BOLT, M8X30 DIN933 A2-70 STAINLESS STEEL	F81002-27	2

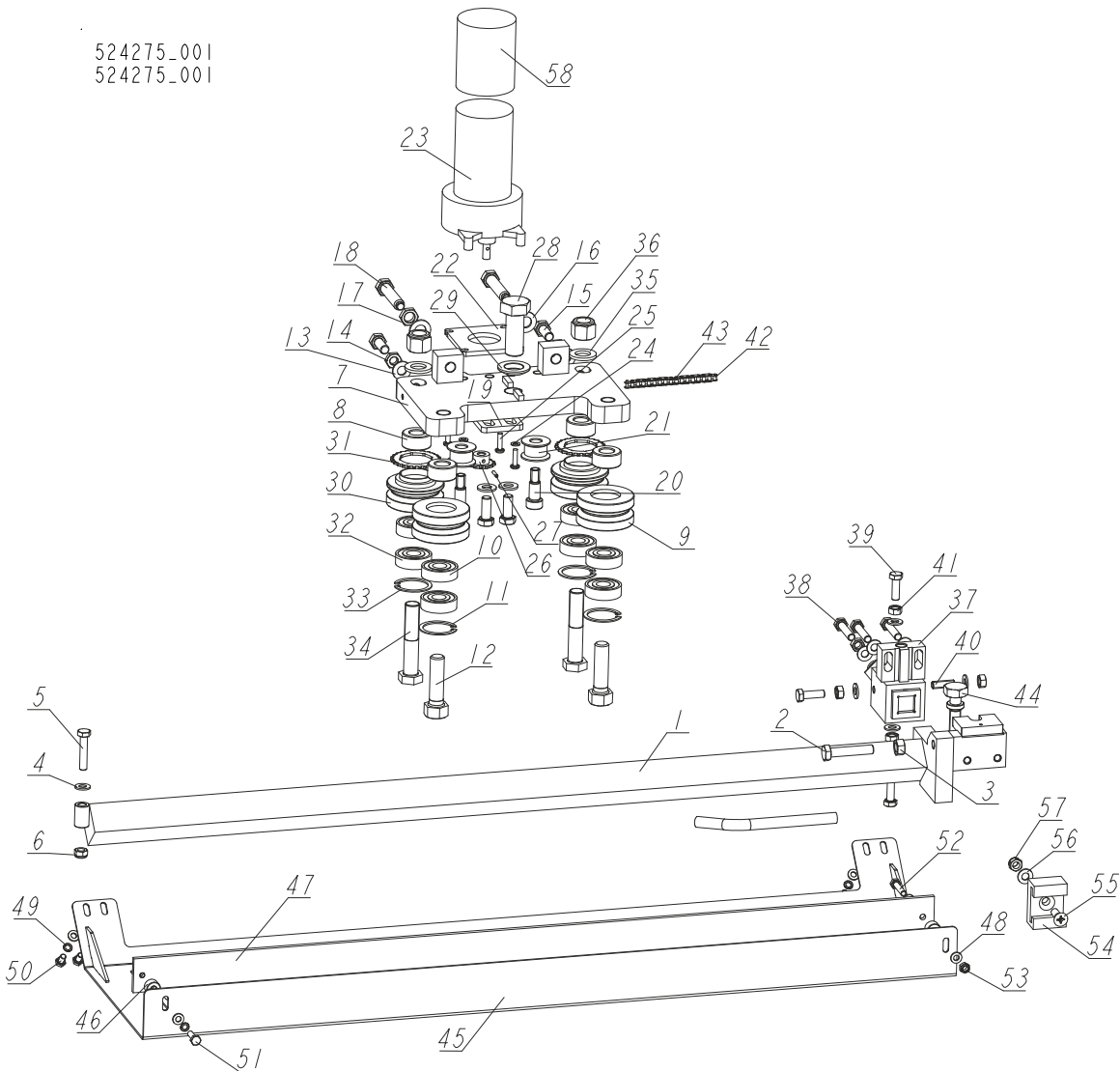
Blade Guide Assemblies

Blade Guide w/Extended Roller, Drive Side (2" blade)



REF.	DESCRIPTION (◆ Indicates Parts Available in Assemblies Only)	PART #	QTY	
12	SCREW, M5X45 DIN912 A2-70 SOCKET HEAD CAP STAINLESS STEEL	F81000-24	1	
13	SCREW, LOWER PAD ADJUSTER ZINC-PLATED	516191-1	1	
14	SCREW, M5X10 DIN 912 A2-70 SOCKET HEAD CAP STAINLESS STEEL	F81000-23	1	
15	SCREW, M8X40-8.8 HEX SOCKET HEAD CAP ZINC	F81002-29	2	
16	PAD, BLADE GUIDE (EXTENDED ROLLER)	524859-1	2	

2.4 Blade Guide Arm, Idle Side - Wide Saw Head



REF.	DESCRIPTION (◆ Indicates Parts Available in Assemblies Only)	PART #	QTY
-	ARM, BLADE GUIDE - IDLE SIDE	524275	1
1	ARM, BLADE GUIDE ZINC-PLATED	524273-1	1
2	BOLT, M10X50-8.8 HEX HEAD FULL THREAD ZINC	F81003-4	1
3	NUT, M10 8 HEX ZINC	F81033-3	1
4	WASHER, 8.4 FLAT ZINC	F81054-1	8
5	BOLT, M8X40-8.8 HEX HEAD FULL THREAD ZINC	F81002-15	1
6	NUT, M8-8-B HEX NYLON ZINC LOCK	F81032-2	1
7	PLATE WELDMENT, BLADE GUIDE ARM ZINC-PLATED	090800-1	1
8	BUSHING, 16/32-16 ZINC-PLATED	090804-1	4
-	ROLLER ASSY, B/G IDLER	042543	2
9	ROLLER, 2 1/2 V-GROOVE	042536	1
10	BEARING, 5/8X1.7548X.4724	P06030-1	2
11	RING, 1.575 INTERNAL BEVELED RETAINING	F04254-8	1
12	BOLT, 5/8-18X2 1/4 HH GRADE 5	F05009-80	2

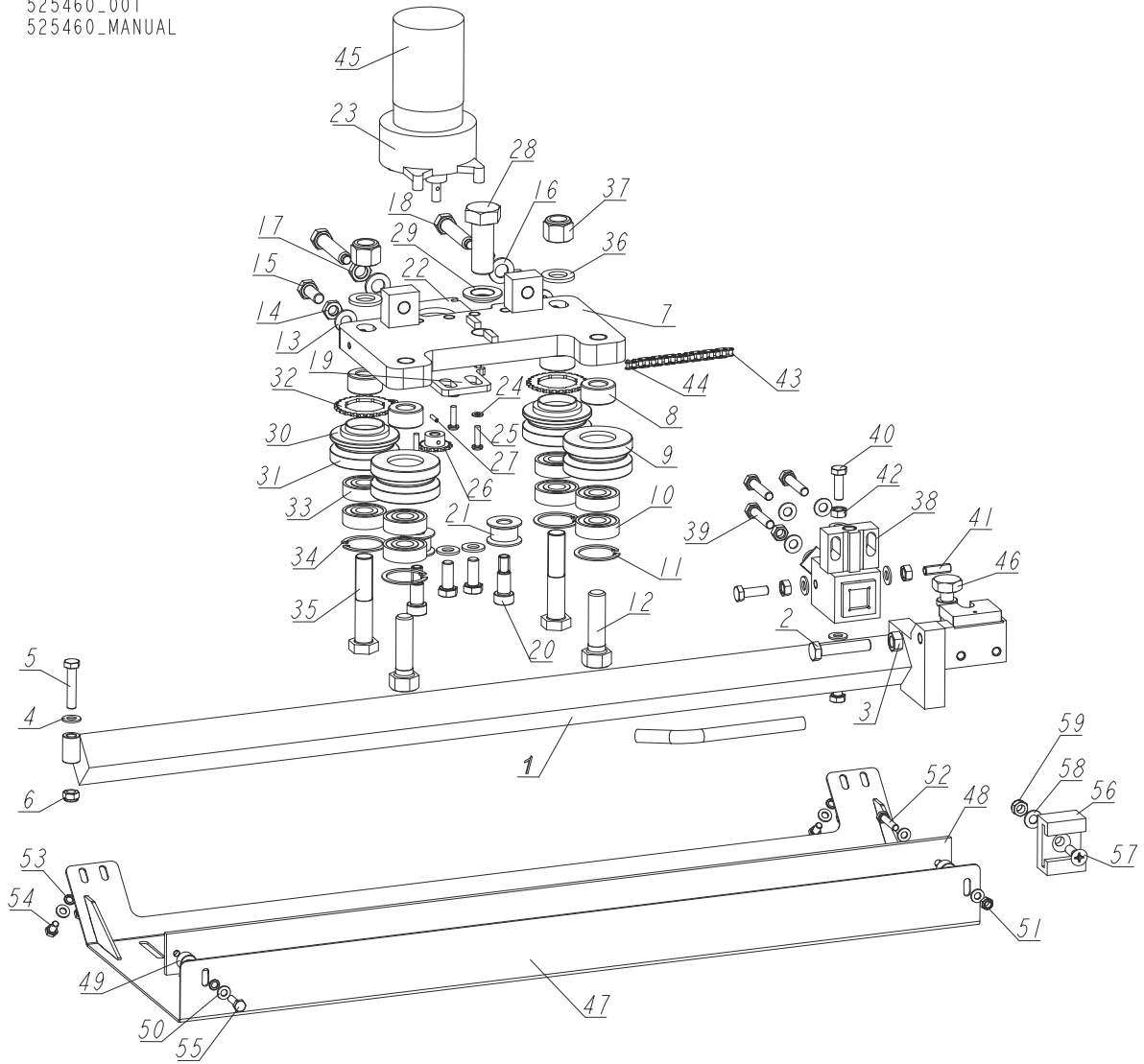
REF.	DESCRIPTION (◆ Indicates Parts Available in Assemblies Only)	PART #	QTY
13	WASHER, 10.5 FLAT ZINC	F81055-1	4
14	NUT, M10-04-A THIN ZINC	F81033-6	2
15	BOLT, M10X25 8.8 HEX HEAD FULL THREAD	F81003-31	4
16	WASHER, 13 FLAT ZINC	F81056-1	2
17	NUT, M12X1.25-8 THIN ZINC	F81034-5	2
18	SCREW, M12X1.25X60-33H HEX SET ZINC W/FULL DOG POINT	F81004-52	2
19	PLATE, BLADE GUIDE MOTOR MOUNT	090803-1	1
20	BOLT, 12/M10X20 12.9 ISO7379 SHOULDER (BOSSARD)	F81003-68	2
21	ROLLER, CHAIN GUIDE	090801	2
22	PLATE, SPACER	090802-1	1
23	MOTOR, CURRENT APPLICATION 1/30HP 12VDC GEAR	079214	1
24	WASHER, 5.3 FLAT ZINC	F81052-1	4
25	BOLT, #10-32X3/4 CRSL PH	F05004-38	4
26	SPROCKET, 25B13X.3130	P09970	1
27	PIN, 3X14 GEOMET ROLL	F81044-4	1
28	BOLT, M20X1.5X50-8.8-B HEX HEAD FULL THREAD ZINC	F81007-2	1
29	WASHER, DIN 6319-21C SPHERICAL (GOMA)	F81059-6	1
-	ROLLER ASSY, B/G DRIVE	042542	2
-	ROLLER ASSY, B/G PRESSED DRIVE	042541	1
30	ROLLER, 2.5 V-GROOVE DRIVE	042535	1
31	SPROCKET, #25 CHAIN 26 TOOTH	S09931	1
32	BEARING, 5/8X1.7548X.4724	P06030-1	2
33	RING, 1.575 INTERNAL BEVELED RETAINING	F04254-8	1
34	BOLT, 5/8-18X3 1/4 HHC GRADE 5	F05009-98	2
35	WASHER, 17 SPLIT LOCK ZINC	F81058-1	2
36	NUT, 5/8-18 NYLON ZINC LOCK	F05010-71	2
37	MOUNTING BLOCK, LT70 ZINC BLADE GUIDE	089503-1	1
38	BOLT, M8X40 DIN933 A2-70 STAINLESS STEEL	F81002-28	3
39	BOLT, M8X25 DIN933 A2-70 STAINLESS STEEL	F81002-26	3
40	SCREW, M8X25 DIN 913 A2-70 STAINLESS STEEL SET	F81014-3	1
41	NUT, M8 DIN 934 A2-70 STAINLESS STEEL	F81032-7	5
-	CHAIN, BLADE GUIDE ARM DRIVE	093805	1
42	CHAIN, #25X92 PITCHES B/G	042443	2
43	LINK, 25 MASTER	P09983	2
44	BOLT, ZINC-PLATED ADJUSTMENT	506552-1	1
-	GUARD, LT70 BLADE - COMPLETE	525483	1
45	GUARD WELDMENT, LT70 BLADE	525480-1	1
46	BUSHING, 6.5/16-10.5	525463-1	2
47	BAR, LT70 BLADE GUARD	524272	1
48	WASHER, 6.4 FLAT ZINC	F81053-1	7
49	WASHER, Z 6.1 SPLIT LOCK	F81053-3	5
50	BOLT, M6X12 8.8 HEX HEAD FULL THREAD ZINC	F81001-7	4
51	BOLT, M6X20 8.8 HEX HEAD FULL THREAD ZINC	F81001-2	1
52	BOLT, M6X30-8.8 HEX HEAD FULL THREAD	F81001-13	1
53	NUT, M6-8-BHEX NYLON ZINC LOCK	F81031-2	1
54	BRACKET, BLADE GUIDE ARM GUIDE	088305	1
55	SCREW, M8 X 25 CROSS RECESSED COUNTERSUNK HEAD ZINC	F81002-51	1

2**Blade Guide Assemblies***Blade Guide Arm, Idle Side - Wide Saw Head*

REF.	DESCRIPTION (◆ Indicates Parts Available in Assemblies Only)	PART #	QTY	
56	WASHER, 8.4 FLAT ZINC	F81054-1	1	
57	NUT, M8-8-B HEX NYLON ZINC LOCK	F81032-2	1	
58	CAP, RUBBER, 2.5 ID X 3	023720	1	

2.5 Blade Guide Arm, Idle Side

525460_001
525460_MANUAL



REF.	DESCRIPTION (◆ Indicates Parts Available in Assemblies Only)	PART #	QTY
-	ARM, BLADE GUIDE - IDLE SIDE	525460	1
1	ARM, BLADE GUIDE ZINC-PLATED	525856-1	1
2	BOLT, M10X50-8.8 HEX HEAD FULL THREAD ZINC	F81003-4	1
3	NUT, M10 8 HEX ZINC	F81033-3	1
4	WASHER, 8.4 FLAT ZINC	F81054-1	8
5	BOLT, M8X40-8.8 HEX HEAD FULL THREAD ZINC	F81002-15	1
6	NUT, M8-8-B HEX HYLON ZINC LOCK	F81032-2	1
7	PLATE WELDMENT, BLADE GUIDE ARM ZINC-PLATED	090800-1	1
8	BUSHING, 16/32-16 ZINC-PLATED	090804-1	4
-	ROLLER ASSY, B/G IDLER	042543	2
9	ROLLER, 2 1/2 V-GROOVE	042536	1
10	BEARING, 5/8X1.7548X.4724	P06030-1	2
11	RING, 1.575 INTERNAL BEVELED RETAINING	F04254-8	1

Blade Guide Assemblies*Blade Guide Arm, Idle Side*

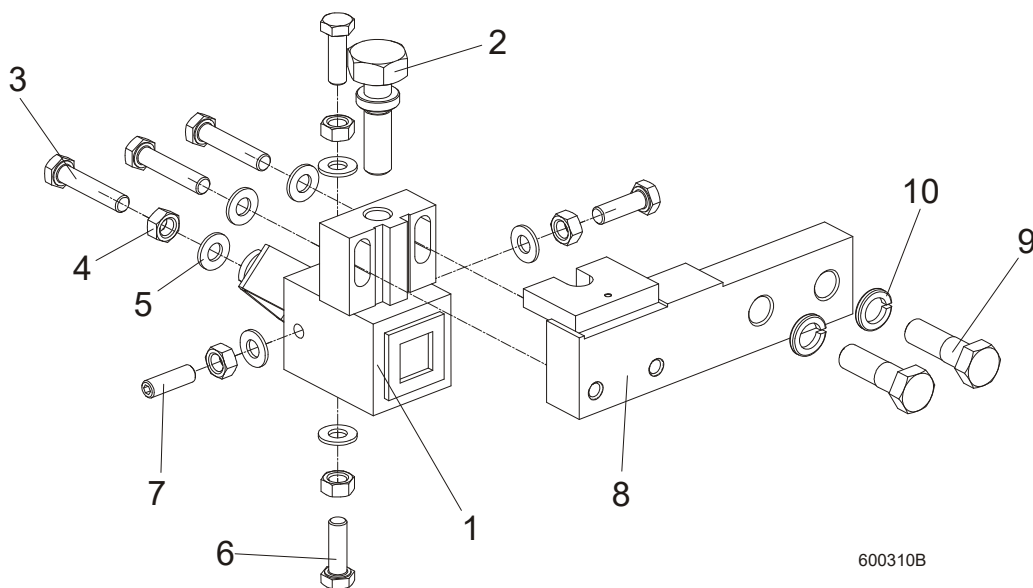
REF.	DESCRIPTION (◆ Indicates Parts Available in Assemblies Only)	PART #	QTY
12	BOLT, 5/8-18X2 1/4 HH GRADE 5	F05009-80	2
13	WASHER, 10.5 FLAT ZINC	F81055-1	4
14	NUT, M10-04-A THIN ZINC	F81033-6	2
15	BOLT, M10X25 8.8 HEX HEAD FULL THREAD	F81003-31	4
16	WASHER, 13 FLAT ZINC	F81056-1	2
17	NUT, M12X1.25-8 THIN ZINC	F81034-5	2
18	SCREW, M12X1.25X60-33H HEX SET ZINC W/FULL DOG POINT	F81004-52	2
19	PLATE, BLADE GUIDE MOTOR MOUNT	090803-1	1
20	BOLT, 12/M10X20 12.9 ISO7379 SHOULDER (BOSSARD)	F81003-68	2
21	ROLLER, CHAIN GUIDE	090801	2
22	PLATE, SPACER	090802-1	1
23	MOTOR, CURRENT APPLICATION 1/30HP 12VDC GEAR	079214	1
24	WASHER, 5.3 FLAT ZINC	F81052-1	4
25	BOLT, #10-32X3/4 CRSL PH	F05004-38	4
26	SPROCKET, 25B13X.3130	P09970	1
27	PIN, 3X14 GEOMET ROLL	F81044-4	1
28	BOLT, M20X1.5X50-8.8-B HEX HEAD FULL THREAD ZINC	F81007-2	1
29	WASHER, DIN 6319-21C SPHERICAL (GOMA)	F81059-6	1
30	ROLLER ASSY, B/G DRIVE	042542	2
-	ROLLER ASSY, B/G PRESSED DRIVE	042541	1
31	ROLLER, 2.5 V-GROOVE DRIVE	042535	1
32	SPROCKET, #25 CHAIN 26 TOOTH	S09931	1
33	BEARING, 5/8X1.7548X.4724	P06030-1	2
34	RING, 1.575 INTERNAL BEVELED RETAINING	F04254-8	1
35	BOLT, 5/8-18X3 1/4 HHC GRADE 5	F05009-98	2
36	WASHER, 17 SPLIT LOCK ZINC	F81058-1	2
37	NUT, 5/8-18 NYLON ZINC LOCK	F05010-71	2
38	MOUNTING BLOCK, LT70 ZINC BLADE GUIDE	089503-1	1
39	BOLT, M8X40 DIN933 A2-70 STAINLESS STEEL	F81002-28	3
40	BOLT, M8X25 DIN933 A2-70 STAINLESS STEEL	F81002-26	3
41	SCREW, M8X25 DIN 913 A2-70 STAINLESS STEEL SET	F81014-3	1
42	NUT, M8 DIN 934 A2-70 STAINLESS STEEL	F81032-7	5
-	CHAIN, BLADE GUIDE ARM DRIVE	093805	1
43	CHAIN, #25X92 PITCHES B/G	042443	2
44	LINK, 25 MASTER	P09983	2
45	CAP, 2.5 ID X 3 RUBBER	023720	1
46	BOLT, ZINC-PLATED ADJUSTMENT	506552-1	1
-	GUARD, LT70 STANDARD BLADE	525860	1
47	GUARD WELDMENT, LT70 BLADE	525459-1	1
48	BAR, BLADE GUARD	088306	1
49	BUSHING, 6.5/16-10.5	525463-1	2
50	WASHER, 6.4 FLAT ZINC	F81053-1	7
51	NUT, M6-8-B HEX NYLON ZINC LOCK	F81031-2	1
52	BOLT, M6X30-8.8 HEX HEAD FULL THREAD	F81001-13	1
53	WASHER, Z 6.1 SPLIT LOCK	F81053-3	5
54	BOLT, M6X12 8.8 HEX HEAD FULL THREAD ZINC	F81001-7	4
55	BOLT, M6X20 8.8 HEX HEAD FULL THREAD ZINC	F81001-2	1

Blade Guide Assemblies
Blade Guide Arm, Idle Side

2

REF.	DESCRIPTION (◆ Indicates Parts Available in Assemblies Only)	PART #	QTY	
56	BRACKET, BLADE GUIDE ARM GUIDE	088305	1	
57	SCREW, M8 X 25 CROSS RECESSED COUNTERSUNK HEAD ZINC	F81002-51	1	
58	WASHER, 8.4 FLAT ZINC	F81054-1	1	
59	NUT, M8-8-B HEX NYLON ZINC LOCK	F81032-2	1	

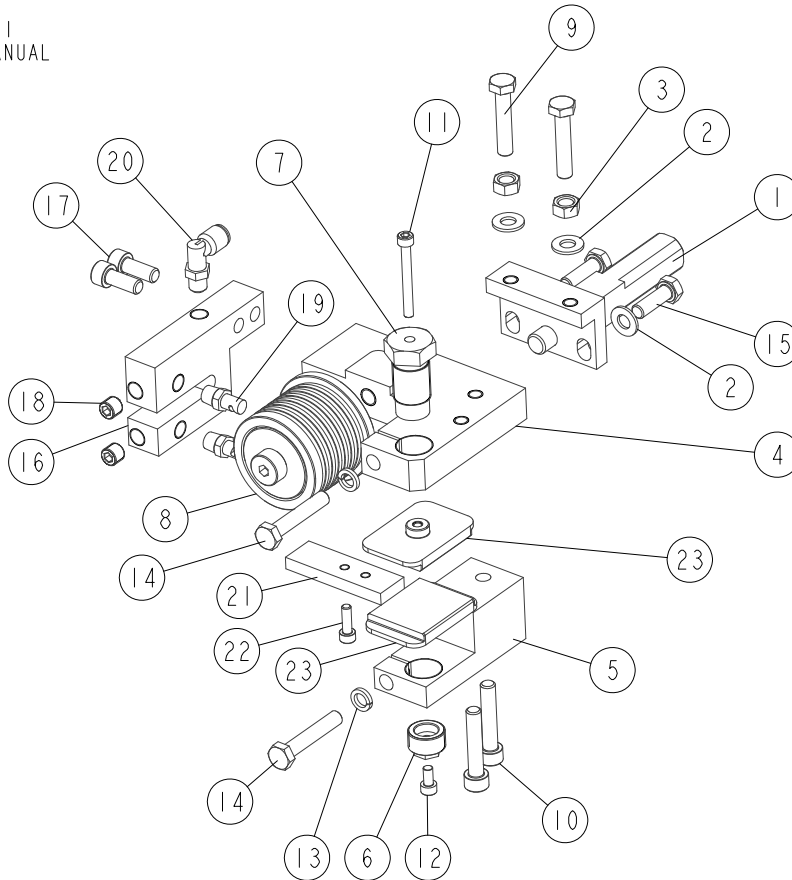
2.6 Blade Guide Mount Assembly, Drive Side



600310B

REF.	DESCRIPTION (◆ Indicates Parts Available in Assemblies Only)	PART #	QTY	
	MOUNTING BLOCK, DRIVE SIDE	091338	1	
1	MOUNTING BLOCK, DRIVE SIDE BLADE GUIDE (ZINC-PL.)	089503-1	1	
2	BOLT, BLADE GUIDE ADJUSTMENT (ZINC-PL.)	506552-1	1	
3	BOLT, M8x40 DIN933 A2-70 STAINLESS STEEL	F81002-28	3	
4	NUT, M8 DIN934 A2-70 STAINLESS STEEL	F81032-7	5	
5	WASHER, 8.4 FLAT ZINC	F81054-1	7	
6	BOLT, M8x25 DIN933 A2-70 STAINLESS STEEL	F81002-26	3	
7	SCREW, M8x25 A2-70 DIN 913 STAINLESS STEEL SET	F81014-3	1	
8	BAR, BLADE GUIDE MOUNT (ZINC-PL.)	089501-1	1	
9	BOLT, M12x40-8.8 HEX HEAD ZINC	F81004-1	2	
10	WASHER, Z12.2 SPLIT LOCK ZINC	F81056-2	2	

2.7 Blade Guide w/Extended Roller, Idle Side - 524855

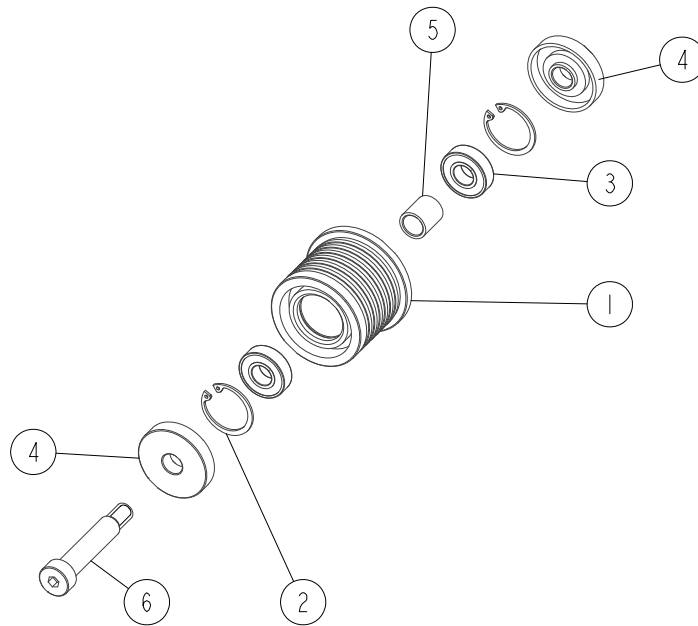
524855_001
524855_MANUAL

REF.	DESCRIPTION (◆ Indicates Parts Available in Assemblies Only)	PART #	QTY
-	BLADE GUIDE W/EXTENDED ROLLER, IDLE SIDE	524855	1
1	BRACKET WELDMENT, BLADE GUIDE ZINC-PLATED	089509-1	1
2	WASHER, 8.4 FLAT ZINC	F81054-1	4
3	NUT, M8 DIN 934 A2-70 STAINLESS STEEL	F81032-7	2
4	PLATE, BLADE GUIDE MOUNT - LEFT	524856-1	1
5	BLOCK, LOWER PAD SUPPORT - LEFT	524857-1	1
6	SCREW, LOWER PAD ADJUSTER ZINC-PLATED	516191-1	1
7	BOLT, UPPER PAD ADJUSTMENT ZINC-PLATED	089515-1	1
8	ROLLER, BLADE GUIDE - EXTENDED W/BEARINGS See Section 2.8	522502	1
9	BOLT, M8X40 DIN933 A2-70 STAINLESS STEEL	F81002-28	2
10	SCREW, M8X40-8.8 HEX SOCKET HEAD CAP ZINC	F81002-29	2
11	SCREW, M5X45 DIN912 A2-70 SOCKET HEAD CAP STAINLESS STEEL	F81000-24	1
12	SCREW, M5X10 DIN 912 A2-70 SOCKET HEAD CAP STAINLESS STEEL	F81000-23	1
13	WASHER, 8.2 SPLIT LOCK ZINC	F81054-4	2
14	BOLT, M8X45-8.8 HEX HEAD FULL THREAD ZINC	F81002-14	2
15	BOLT, M8X25 DIN933 A2-70 STAINLESS STEEL	F81002-26	2
16	BLOCK, NOZZLE HOUSING	524858-1	1
17	SCREW, M8X20-8.8 HEX SOCKET HEAD CAP ZINC	F81002-30	2
18	PLUG, M10X1 DIN906 BN40 ZINC-PLATED	F81015-3	2
19	NOZZLE, BLADE LUBE SPRAY	033479	2
20	FITTING, 1/8MPTX1/4 TUBE ELBOW SWIVEL	P09736	1

REF.	DESCRIPTION (◆ Indicates Parts Available in Assemblies Only)	PART #	QTY	
-	PLATE, BLADE GUIDE ALIGNMENT - COMPLETE	090951	1	
21	PLATE, BLADE GUIDE ALIGNMENT ZINC-PLATED	090805-1	1	
22	SCREW, M5X16-8.8 HEX SOCKET HEAD CAP ZINC	F81000-25	1	
23	PAD, BLADE GUIDE (W/EXTENDED ROLLER)	524859-1	2	

2.8 Extended Blade Guide Roller w/Bearings - 522502

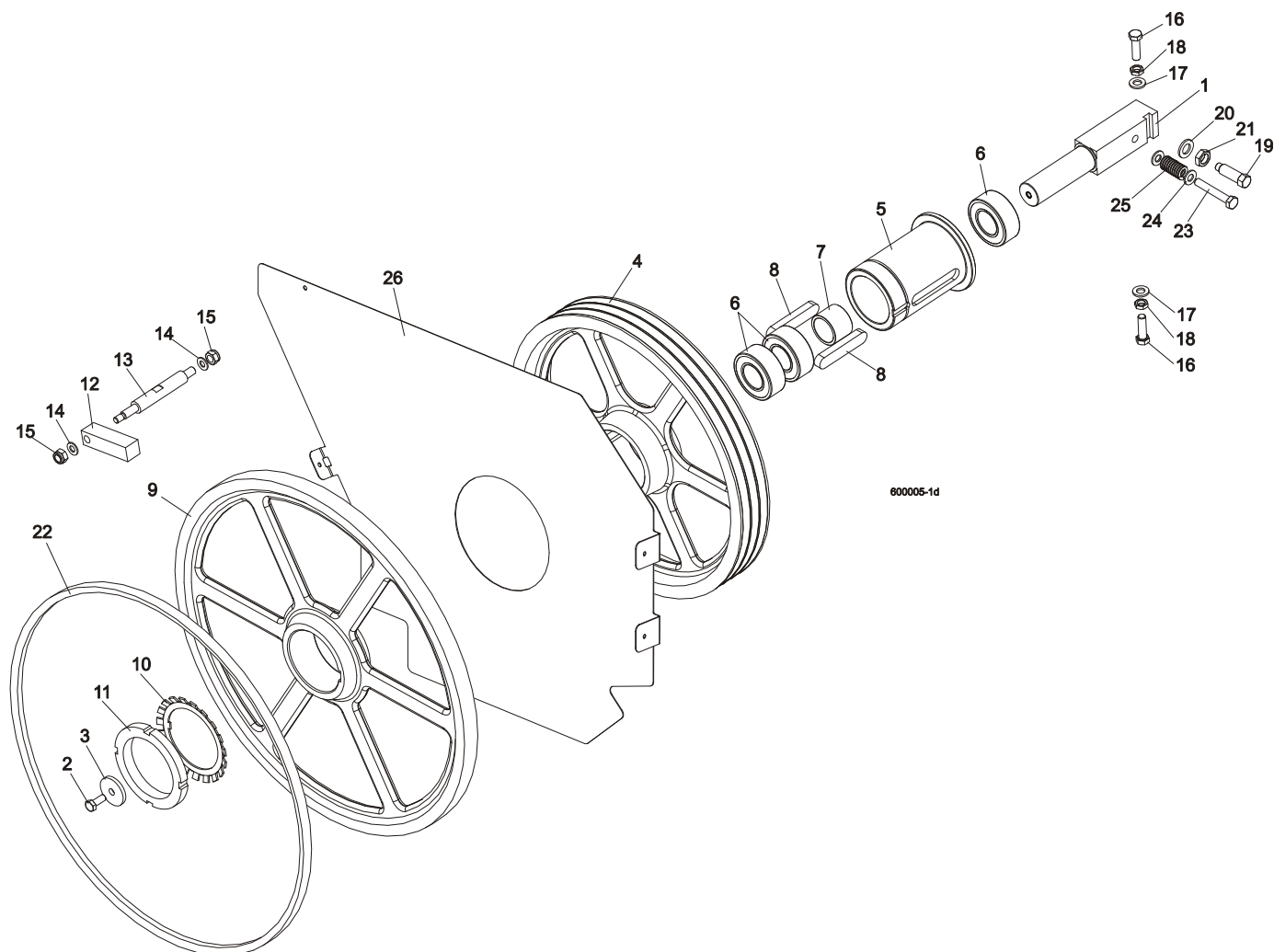
522502_001
522502_MANUAL



REF.	DESCRIPTION (◆ Indicates Parts Available in Assemblies Only)	PART #	QTY
-	ROLLER, BLADE GUIDE - EXTENDED W/BEARINGS	522502	1
1	ROLLER, BLADE GUIDE EXTENDED	522501	1
2	RING, W28 INSIDE RETAINING	F81090-9	2
3	BEARING, 6001 2RSR (FAG, SKF)	087893	2
4	SPACER, ZINC-PLATED	087891-1	2
5	BUSHING, 12/16-17	522504-1	1
6	BOLT, 12/M10X50 12.9 ISO7379 SHOULDER	F81003-122	1

SECTION 3 BLADE WHEELS & TENSIONER

3.1 Blade Drive Assembly



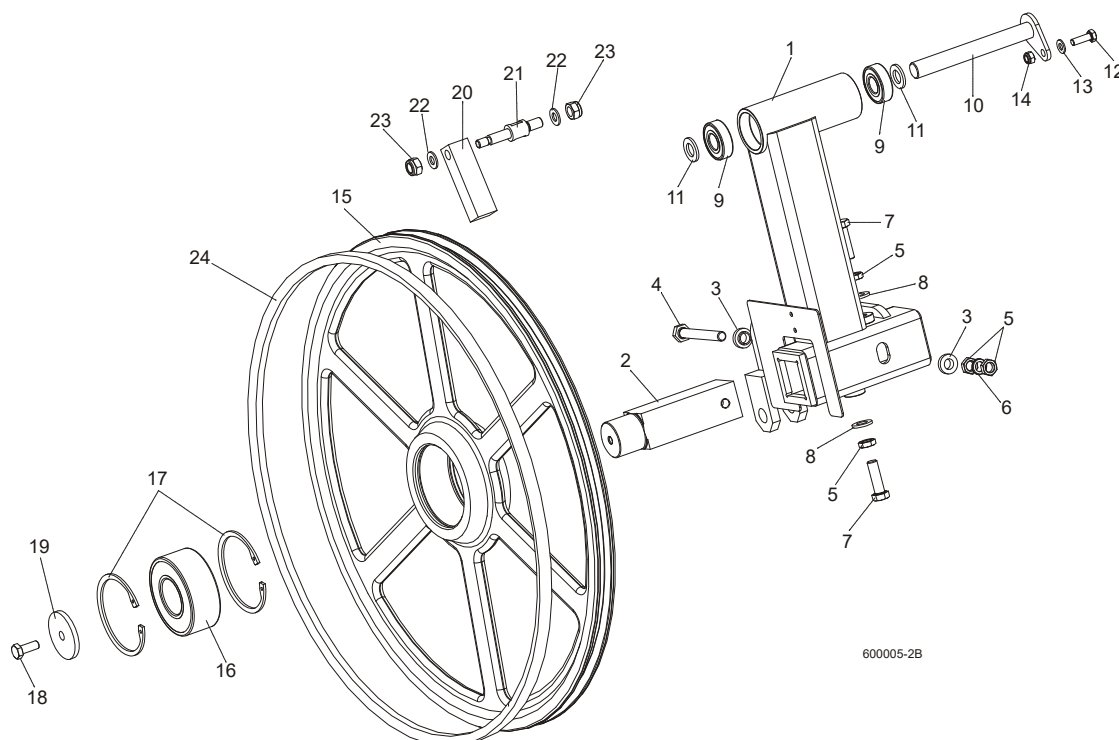
REF.	DESCRIPTION (◆ Indicates Parts Available In Assemblies Only)	PART #	QTY
1	SHAFT, BLADE DRIVE WHEEL	088475	1
2	BOLT, M10x25 8.8 HEX HEAD FULL THREAD	F81003-31	1
3	WASHER, BLADE DRIVE WHEEL	088956-1	1
	PULLEY ASSEMBLY, BLADE DRIVE	504808	1
4	Pulley, 3-Groove 484 mm Diameter	089457-1	1
5	Bushing, Blade Drive Wheel	504809	1
6	Bearing, 3208.2rsr.tvh (FAG) Rolling	088449	3
7	Spacer, 51x41x36.3 Drive Bearing	504810	1
8	Key, A20x12x100 Parallel	088477	2
9	WHEEL, BLADE DRIVE	090811	1
	WHEEL, BLADE DRIVE (WIDE BLADE - 2")	522727-1	1
10	WASHER, MB21 (FAG) LOCK	088451	1
11	NUT, KM21(M105X2) (FAG) LOCK	088450	1
12	BAR, WHEEL SCRAPER	088781	1

13	SHAFT, WHEEL SCRAPER	088780-1	1	
14	WASHER, 10.5 ZINC FLAT	F81055-1	2	
15	NUT, M12-8 HEX NYLON ZINC LOCK	F81034-2	2	
16	BOLT, M12X1.25X40 HEX HEAD	F81004-42	3	
17	WASHER, 13 FLAT ZINC	F81056-1	3	
18	NUT, M12X1.25 8.8 THIN ZINC	F81034-5	3	
19	SCREW, M16X1.5X50-33H HEX HEAD FULL DOG POINT SET ZINC	F81006-14	1	
20	WASHER, 17 ZINC FLAT	F81058-1	1	
21	NUT, M16x1.5-08-B ZINC THIN	F81036-6	1	
22	BELT, B72.5 BLADE WHEEL	017922-1	1	
23	BOLT, M10X65-8.8-B HEX HEAD ZINC	F81003-67	1	
24	WASHER, 10.5 ZINC FLAT	F81055-1	2	
25	SPRING, 19X38	034430	1	
26	PLATE, LT70AC SAW HEAD (OPTION)	100897-1	1	
	BELT, 3B/HB2462 La	089464	1	

3 Blade Wheels & Tensioner

Idle Blade Wheel Assembly

3.2 Idle Blade Wheel Assembly



REF.	DESCRIPTION (◆ Indicates Parts Available In Assemblies Only)	PART #	QTY
	TUBE, LT70 IDLE SIDE BLADE WHEEL W/LEVER - COMPLETE	092791	1
1	Tube Weldment, LT70 Idle Blade Wheel w/Lever	092780-1	1
2	Shaft, Idle Blade Wheel	088474	1
3	Washer, Zinc Special	086769-1	2
4	Bolt, M12x1.25x100-8.8 Hex Head Zinc	F81004-41	1
5	Nut, M12x1.25 8.8 Hex Thin Zinc	F81034-5	4
6	Washer, Z12.2 Split Zinc Lock	F81056-2	1
7	Bolt, M12x1.25x40 Hex Head	F81004-42	2
8	Washer, 13 Zinc Flat	F81056-1	2
9	Bearing, 6204 2RS-CX Rolling	089652	2
10	PIN WELDMENT, PIVOT	519052-1	1
11	WASHER, 17 ZINC FLAT	503164	2
12	BOLT, M8X25-8.8-B HEX HEAD FULL THREAD ZINC	F81002-5	1
13	WASHER, 8.4 ZINC FLAT	F81054-1	1
14	NUT, M8-8-B HEX NYLON ZINC LOCK	F81032-2	1
	WHEEL ASSEMBLY, IDLE SIDE	088764	1
15	Wheel, Blade Idle Side	090810	1
16	Bearing, 3309B.2RSR.TVH-P66 FAG	086428	1
17	Ring, W100 Spring Retaining	F81090-10	2
18	BOLT, M10X25 8.8 HEX HEAD FULL THREAD	F81003-31	1
19	WASHER, IDLE BLADE WHEEL RETAINING	088957-1	1
20	SCRAPER, IDLE BLADE WHEEL	088781	1
21	SHAFT, SHORT ZINC WHEEL SCRAPER	088779-1	1
22	WASHER, 10.5 ZINC FLAT	F81055-1	2
23	NUT, M12-8 HEX NYLON ZINC LOCK	F81034-2	2

24	BELT, B72.5 BLADE WHEEL	017922-1	1	
----	-------------------------	----------	---	--

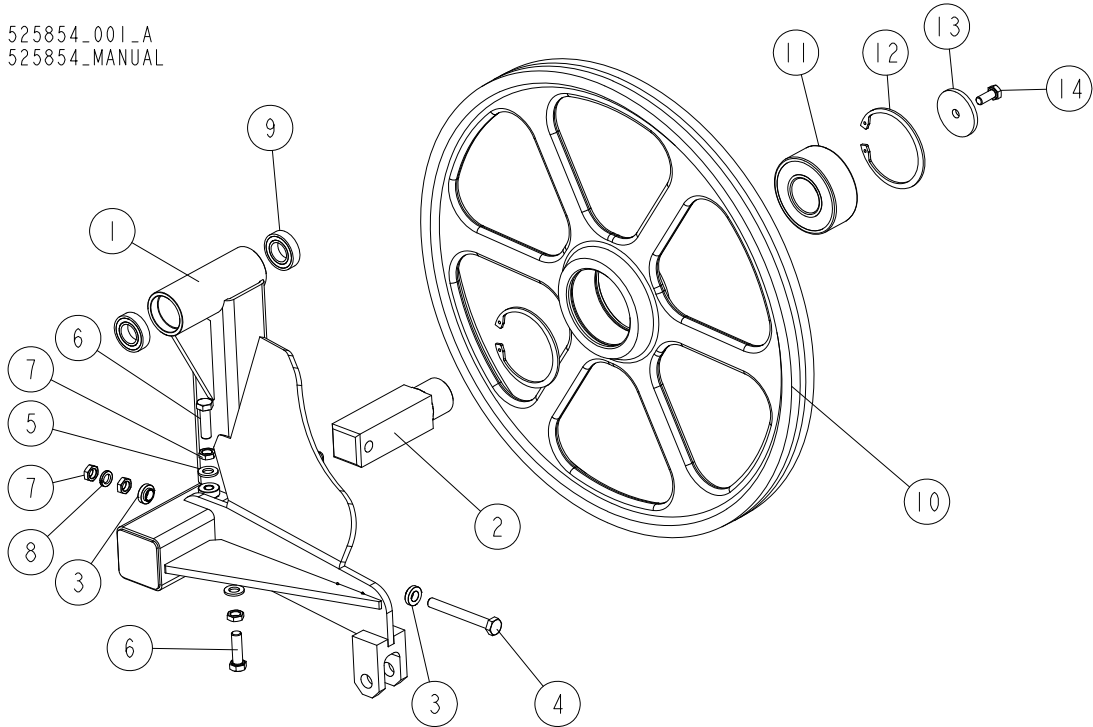
3

Blade Wheels & Tensioner

Idle-Side Blade Wheel Assembly (2" Blade, Wide Saw Head)

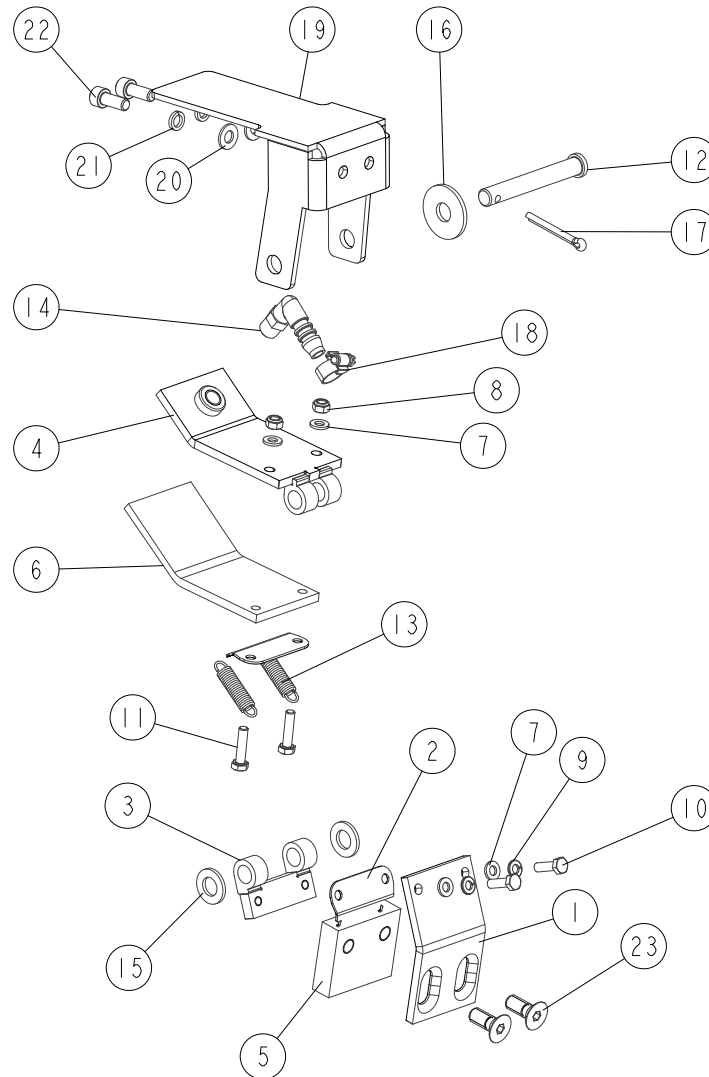
3.3 Idle-Side Blade Wheel Assembly (2" Blade, Wide Saw Head)

525854_001_A
525854_MANUAL



REF.	DESCRIPTION (◆ Indicates Parts Available In Assemblies Only)	PART #	QTY
-	ARM, IDLE BLADE WHEEL ROCKER W/LEVER - COMPLETE	520539	1
1	ARM, IDLE BLADE WHEEL ROCKER W/LEVER	520540-1	1
2	SHAFT, IDLE BLADE WHEEL	088474	1
3	WASHER, ZINC-PLATED SPECIAL	086769-1	2
4	BOLT, M12X1.25X100-8.8 HEX HEAD FULL THREAD ZINC	F81004-41	1
5	WASHER, 13 FLAT ZINC	F81056-1	2
6	BOLT, M12X1.25X40-8.8 HEX HEAD FULL THREAD ZINC	F81004-42	2
7	NUT, M12X1.25-8 HEX THIN ZINC	F81034-5	4
8	WASHER, Z12.2 SPLIT LOCK ZINC	F81056-2	1
9	BEARING, 6005 2RS PN-85/M-86100	089652	2
-	WHEEL ASSEMBLY, IDLE-SIDE BLADE (WIDE)	535355	1
10	WHEEL, IDLE-SIDE BLADE	535356-1	1
11	BEARING, 3309B-2RSR	086428	1
12	RING, W100 INSIDE RETAINING	F81090-10	2
13	WASHER, IDLE BLADE WHEEL RETAINING	088957-1	1
14	BOLT, M10X25 8.8 HEX HEAD FULL THREAD	F81003-31	1

3.4 Wide Wheel Wiper & Scraper, Idle Side (2" Blade)

522500_001
522500_MANUAL

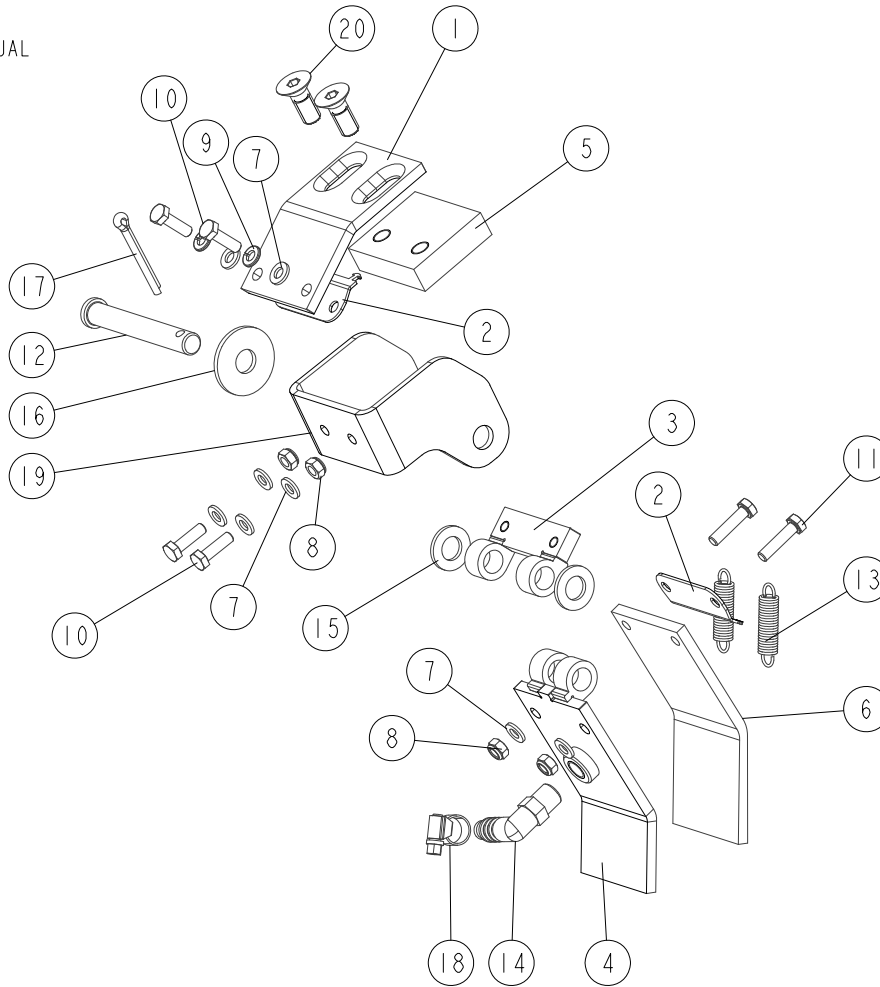
REF.	DESCRIPTION (◆ Indicates Parts Available In Assemblies Only)	PART #	QTY
-	BLADE WHEEL WIPER & SCRAPER ASSEMBLY	522500	1
1	PLATE, SCRAPER MOUNT	522180-1	1
2	PLATE, SPRING HOOK	522181-1	2
3	BRACKET, WIPER MOUNT	522281-1	1
4	BRACKET, FELT	522284-1	1
5	SCRAPER	522286	1
6	FELT	522287	1
7	WASHER, 6.4 FLAT ZINC	F81053-1	4
8	NUT, M6-8-B HEX NYLON ZINC LOCK	F81031-2	2
9	WASHER, 6.1 DIN 127 (A2-304) STAINLESS STEEL SPRING LOCK	F81053-4	2
10	BOLT, M6X20 8.8 HEX HEAD FULL THREAD ZINC	F81001-2	2
11	BOLT, M6X25-8.8 HEX HEAD FULL THREAD ZINC	F81001-3	2
12	PIN, 12X91	522282-1	1
13	SPRING, VANEL U.100.140.0444.A.	714601	2
14	FITTING, WES 10/R1/4 ELBOW	088379	1
15	WASHER, 13 FLAT ZINC	F81056-1	2

3**Blade Wheels & Tensioner***Wide Wheel Wiper & Scraper, Idle Side (2" Blade)*

REF.	DESCRIPTION (◆ Indicates Parts Available In Assemblies Only)	PART #	QTY	
16	WASHER, 13 SPECIAL FLAT ZINC	F81056-14	1	
17	PIN, S-FE 5X40 COTTER	F81043-31	1	
18	CLAMP, 11-16	F81080-31	1	
19	BRACKET, WIPER & SCRAPER MOUNT	522842-1	1	
20	WASHER, 8.4 FLAT ZINC	F81054-1	2	
21	WASHER, 8.2 SPLIT LOCK ZINC	F81054-4	2	
22	SCREW, M8X20-8.8 HEX SOCKET HEAD CAP ZINC	F81002-30	2	
23	SCREW, M10X25-10.9 DIN 7991 FLAT SOCKET HEAD CAP ZINC	F81003-82	2	

3.5 Wide Blade Wheel Wiper & Scraper, Drive Side (2" Blade)

525455_001
525455_MANUAL

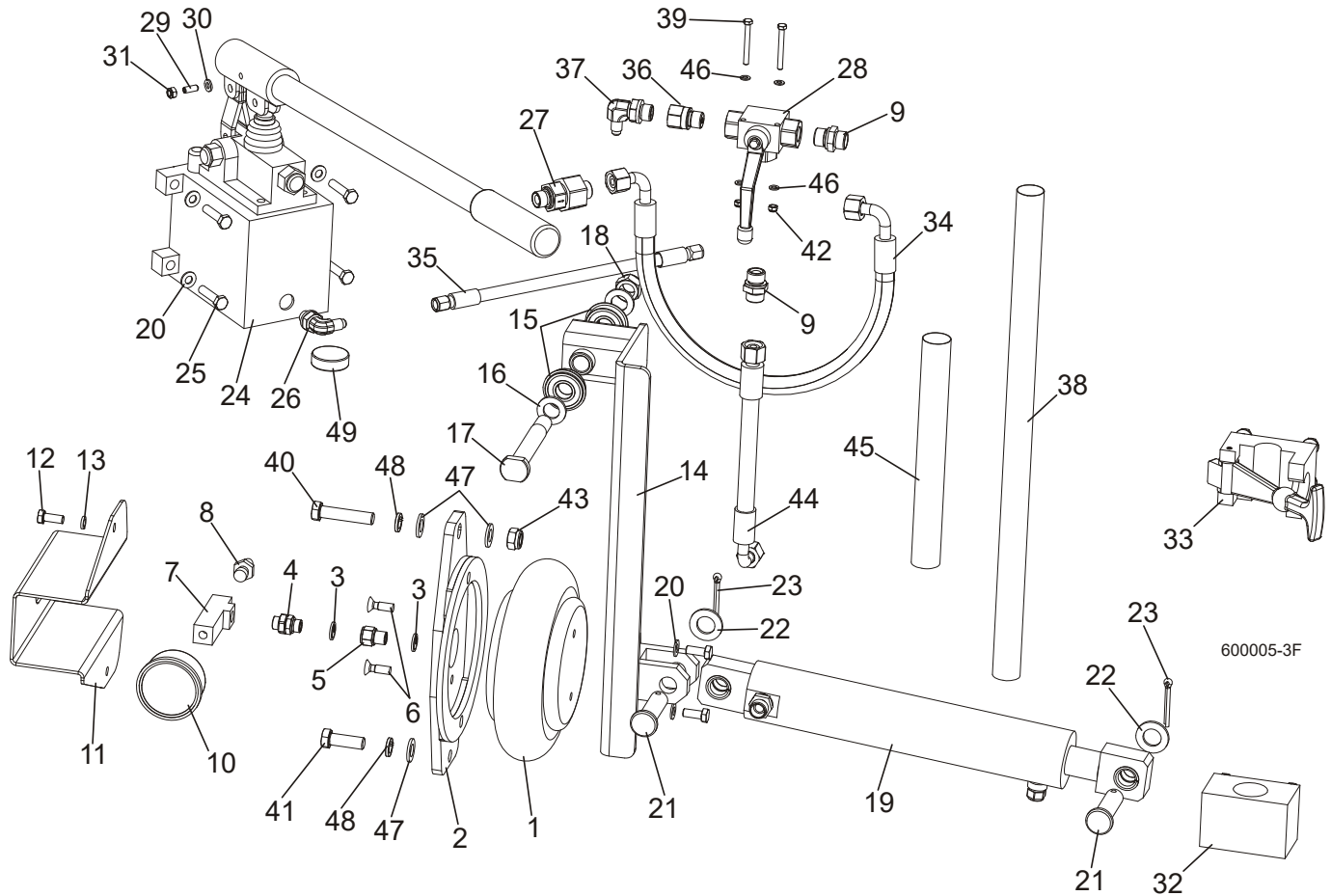


REF.	DESCRIPTION (◆ Indicates Parts Available In Assemblies Only)	PART #	QTY
-	WIPER & SCRAPER ASSEMBLY, BLADE WHEEL	525455	1
1	PLATE, SCRAPER MOUNT	522180-1	1
2	PLATE, SPRING HOOK	522181-1	2
3	BRACKET, WIPER MOUNT	522281-1	1
4	BRACKET, FELT	525456-1	1
5	SCRAPER	522286	1
6	FELT	522287	1
7	WASHER, 6.4 FLAT ZINC	F81053-1	8
8	NUT, M6-8-B HEX NYLON ZINC LOCK	F81031-2	4
9	WASHER, 6.1 DIN 127 (A2-304) STAINLESS STEEL SPRING LOCK	F81053-4	2
10	BOLT, M6X20 8.8 HEX HEAD FULL THREAD ZINC	F81001-2	4
11	BOLT, M6X25-8.8 HEX HEAD FULL THREAD ZINC	F81001-3	2
12	PIN, 12X91	522282-1	1
13	SPRING, VANEL U.100.140.0444.A	714601	2
14	FITTING, WES 10/R1/4 ELBOW	088379	1
15	WASHER, 13 FLAT ZINC	F81056-1	2
16	WASHER, 13 SPECIAL FLAT ZINC	F81056-14	1
17	PIN, S-FE 5X40 COTTER	F81043-31	1
18	CLAMP, 11-16	F81080-31	1

3**Blade Wheels & Tensioner***Wide Blade Wheel Wiper & Scraper, Drive Side (2" Blade)*

REF.	DESCRIPTION (◆ Indicates Parts Available In Assemblies Only)	PART #	QTY	
19	BRACKET, WIPER & SCRAPER	521665-1	1	
20	SCREW, M10X25-10.9 DIN 7991 FLAT SOCKET HEAD CAP ZINC	F81003-82	2	

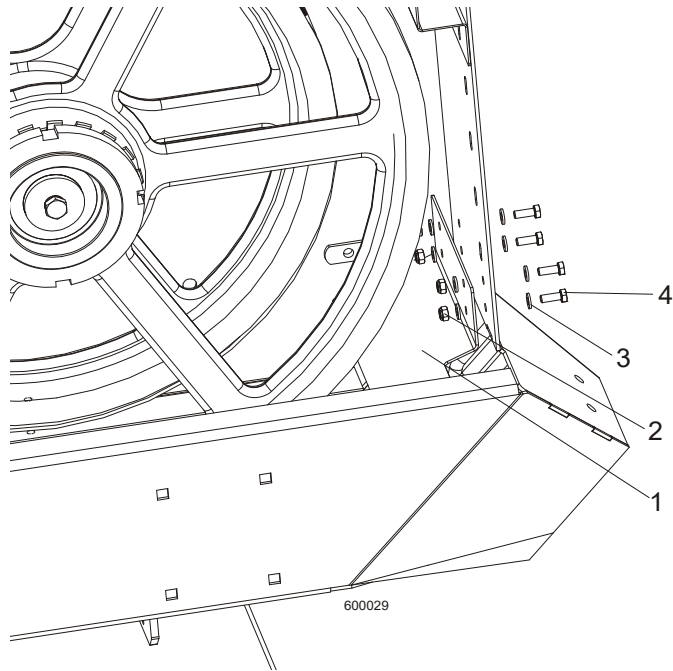
3.6 Hydraulic Blade Tensioner Assembly



REF.	DESCRIPTION (◆ Indicates Parts Available In Assemblies Only)	PART #	QTY
	COMPLETE HYDRAULIC BLADE TENSIONER	504801	1
1	BAG, POJ 192 308 100 0 AIR	088576	1
2	BRACKET, AIR BAG MOUNT	088798-1	1
3	SEAL, G1/4 866-014-000-0	090809	4
4	NIPPLE, 1/4 8632141400)BOSCH	097703	1
5	FITTING, 1/4 THREAD/1/4 THREAD 2521	097704	1
6	BOLT, M8X25 PAN HEAD ZINC	F81002-51	2
7	TEE CONNECTOR, SPECIAL	097702-1	1
8	FITTING, 1/4" THREAD 390 004 004 0 (REXROTH) AIR TANK VALVE	088575	1
9	FITTING, HD-GE-12L-BE-06 STRAIGHT	094561	2
10	GAUGE, M63T-2,5/20G G 1/8 0-0.6 MPA/PSI AIR PRESSURE	088568	1
11	GUARD, AIR PRESSURE GAUGE	088924-1	1
12	SCREW, M8X25 CROSS RECESSED COUNTERSUNK HEAD ZINC	F81002-4	4
13	WASHER, 8.2 ZINC SPLIT LOCK	F81054-4	2
14	ARM, AIR CYLINDER	092779-1	1
15	BEARING W/SNAP RING 6203-2RS	086395	2
16	WASHER, 17 FLAT ZINC	F81058-1	2
17	PIN, IDLER ARM MOUNT	086404	1
18	NUT, M16-8 HEX NYLON ZINC LOCK	F81036-2	2

19	CYLINDER, HYDRAULIC - COMPLETE	092788	1	
	CYLINDER, SHDJ050/030X80 HYDRAULIC	092787-1	1	
	BUSHING, TUF1 18x120 CX	500106	4	
	FITTING, HD-GE-12L-BE-06 STRAIGHT	094561	1	
	VALVE, 2901-14-17 AIR VENT	090794	1	
20	WASHER, 8.4 ZINC FLAT	F81054-1	6	
21	PIN, PN-EN 22341-B-18X65X57-A2	F81049-4	2	
22	WASHER, 19 FLAT ZINC	F81060-1	2	
23	PIN, S-ZN 5X40 COTTER	F81043-31	2	
24	PUMP, PMS12/TNK1 MANUAL W/TANK 1L	092789	1	
	PROTECTIVE BELLOWS	083829	1	
25	BOLT, M8x35 -8.8 HEX HEAD FULL THREAD ZINC	F81002-13	4	
26	ELBOW, CA-204410-3	094562	1	
27	VALVE, RHV12LREDA3C CHECK	094559	1	
28	VALVE, BALL 3-WAY RSAP3 VOL2L G3/8"	504803	1	
29	LATCH, GN615.3-M6-KN BALL THREADED	096874	1	
30	WASHER, 6.4 FLAT ZINC	F81053-1	1	
31	NUT, M6-8-B HEX NYLON LOCK ZINC	F81031-2	1	
32	BRACKET, TENSIONER PUMP HANDLE BOTTOM	096951	1	
33	BRACKET, TENSIONER PUMP HANDLE UPPER	092800	1	
34	HOSE, DN10 W/FITTING 10AOL 90 M18X1.5	504804	1	
35	HOSE, 1/4 W/FITTING JIC 7/16-20	504805	1	
36	FITTING, G 3/8 THROTTLE	096849	1	
37	ELBOW, CA-204411-3	094563	1	
38	HOSE PROTECTION	505178	1	
39	BOLT, M5X45 DIN933 A2-70 STAINLESS STEEL	F81000-22	2	
40	BOLT, M12X55-8.8 HEX HEAD ZINC	F81004-12	1	
41	BOLT, M12 X 35-8.8-FE/ZN5 HEX HEAD FULL THREAD	F81004-24	1	
42	NUT, M5-8-FE/ZN5 DIN985	F81030-2	2	
43	NUT, M12-8 HEX NYLON ZINC LOCK	F81034-2	1	
44	HOSE, DN12 W/FITTINGS PN10AOL90 I PN10AOL M1.5	096964	1	
45	HOSE PROTECTION	098489	1	
46	WASHER, 5.3 FLAT ZINC	F81052-1	4	
47	WASHER, 13 FLAT ZINC	F81056-1	3	
48	WASHER, Z12.2 SPLIT LOCK ZINC	F81056-2	2	
49	MAGNET, MW.38X12/N38 NEODYMIUM	500022	1	

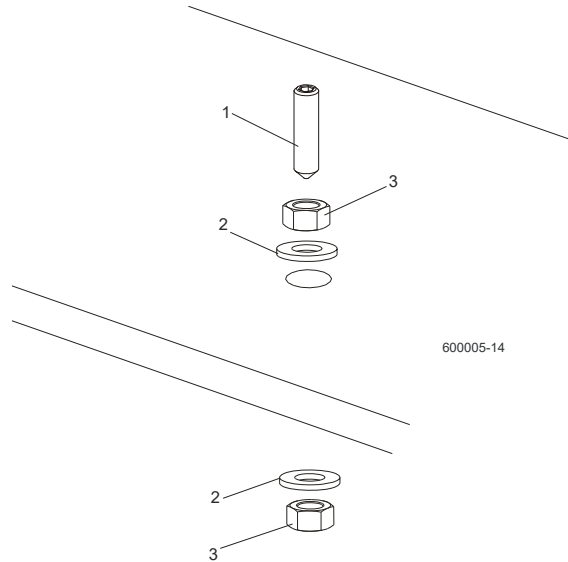
3.7 Sawdust Flow Guide



REF.	DESCRIPTION (◆ Indicates Parts Available In Assemblies Only)	PART #	QTY	
1	GUIDE, SAWDUST FLOW PAINTED	090506	1	
2	NUT, M6-8-B HEX NYLON ZINC LOCK	F81031-2	4	
3	WASHER 6.4 ZINC FLAT	F81053-1	8	
4	BOLT, M6 X 16 8.8 HEX HEAD FULL THREAD ZINC	F81001-15	4	

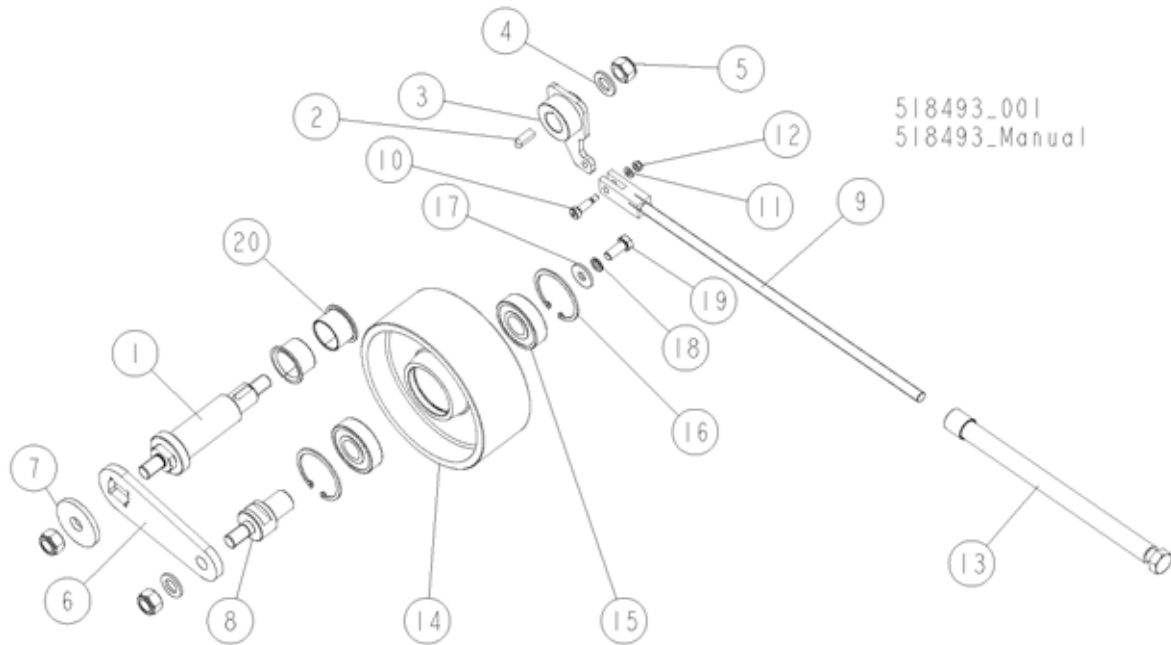
SECTION 4 SAW HEAD

4.1 Middle Throat Screw



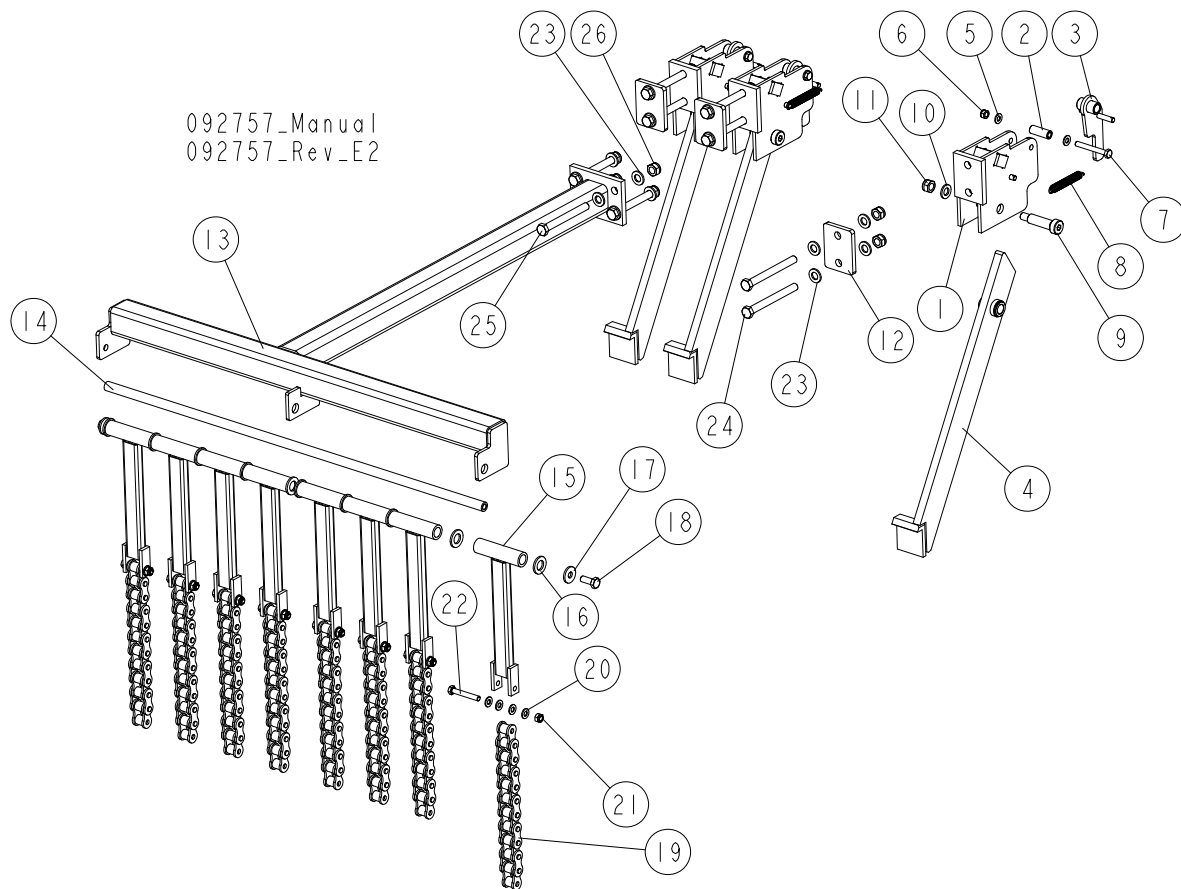
REF.	DESCRIPTION (◆ Indicates Parts Available In Assemblies Only)	PART #	QTY	
1	SCREW, M10X40-45H HEX SOCKET SET CONE POINT ZINC	F81003-61	1	
2	WASHER, 10.5 ZINC FLAT	F81055-1	2	
3	NUT, M10-8-B ZINC HEX	F81033-3	2	

4.2 Drive Belt Tensioner (AC)



REF.	DESCRIPTION (◆ Indicates Parts Available In Assemblies Only)	PART #	QTY
	TENSIONER, LT70 AC DRIVE BELT - COMPLETE	518493	1
1	SHAFT, BLADE TENSIONER ZINC-PLATED	518495-1	1
2	KEY, AB 8X7X25 PARALLEL	099848	1
3	ARM WELDMENT, BELT TENSIONER	518496-1	1
4	WASHER, 17 SPLIT LOCK ZINC	F81058-1	2
5	NUT, M16-8 HEX NYLON ZINC LOCK	F81036-2	3
6	ARM, TENSION WHEEL ZINC-PLATED	518051-1	1
7	WASHER, 17.5/60-6 ZINC-PLATED	098012-1	1
8	SHAFT, TENSION WHEEL ZINC-PLATED	518052-1	1
9	ROD WELDMENT, THREADED ZINC-PLATED	088789-1	1
10	BOLT, 8/M6X20-12.9 ISO 7379 SHOULDER	F81001-25	1
11	WASHER, 6.4 FLAT ZINC	F81053-1	1
12	NUT, M6-8-B HEX NYLON ZINC LOCK	F81031-2	1
13	TUBE WELDMENT, THREADED ZINC-PLATED	088782-1	1
	WHEEL, LT70AC TENSION - COMPLETE	514842	1
14	WHEEL, BELT TENSION	508762	1
15	BEARING, .9843X2.4409X.6693	P08066	2
16	RING, 62W INSIDE RETAINING	F81090-1	2
17	WASHER, 11/30-3 ZINC-PLATED	088787-1	1
18	WASHER, Z 10.2 SPLIT LOCK ZINC	F81055-2	1
19	BOLT, M10X25 8.8 HEX HEAD FULL THREAD ZINC	F81003-11	1
20	BEARING, PCMF 353926E SKF SLIDE	518043	2

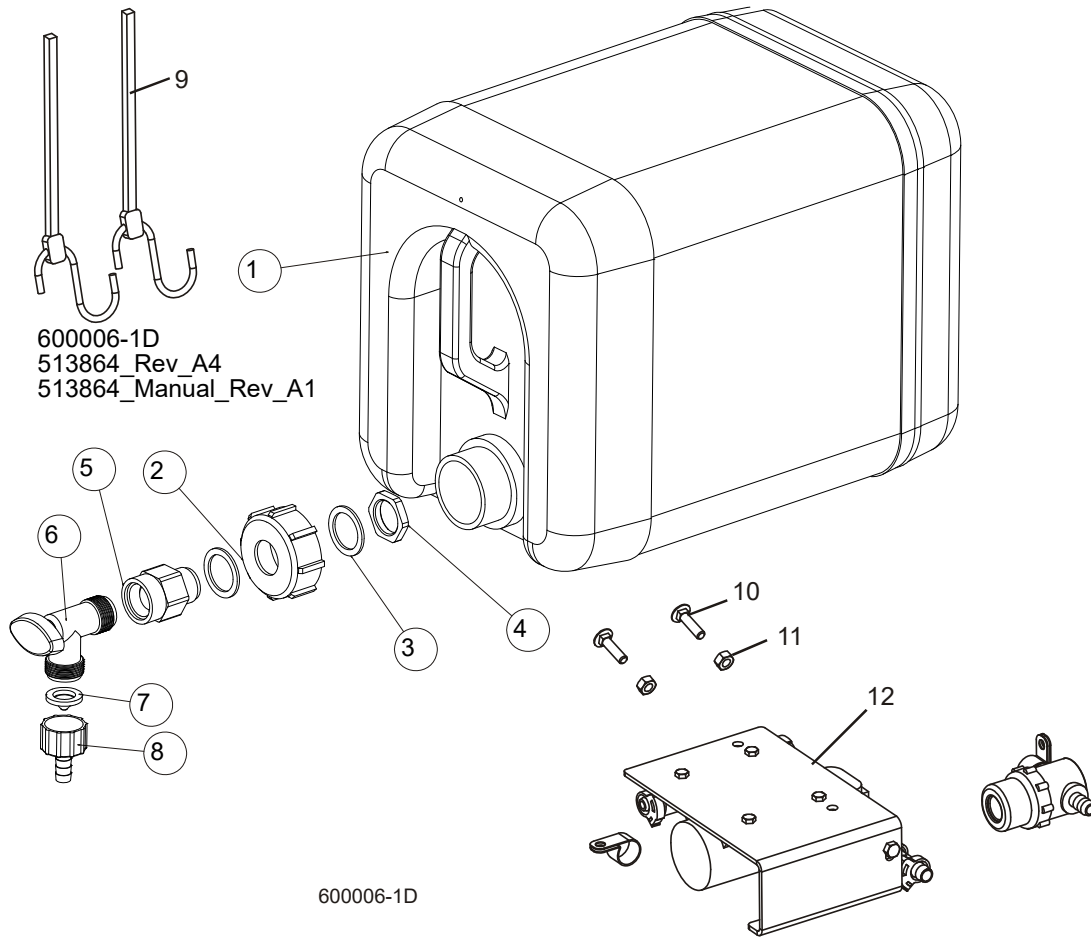
4.3 Board Return Assembly (Optional)



REF.	DESCRIPTION (◆ Indicates Parts Available In Assemblies Only)	PART #	QTY
	BOARD RETURN ASSEMBLY	092757	1
	BOARD, RETURN ASSEMBLY	090120	3
1	MOUNT WELDMENT, BOARD RETURN ARM	090109-1	1
2	SPACER, ZINC	090115-1	1
3	LATCH WELDMENT, BOARD RETURN ARM	090118-1	1
4	ARM, BOARD RETURN	090112-1	1
5	WASHER, 8.4 FLAT ZINC	F81054-1	2
6	NUT, M8-8-B HEX NYLON ZINC LOCK	F81032-2	1
7	BOLT, M8x65-5.8 HEX HEAD ZINC	F81002-3	1
8	SPRING, EXT 1/2X2 1/4X.06	014817	2
9	BOLT, 16/M12X50-12.9 ISO7379-BOSSARD SOCKET HEAD	F81004-25	1
10	WASHER, 13 FLAT ZINC	F81056-1	1
11	NUT, M12-8 HEX NYLON ZINC LOCK	F81034-2	1
12	WASHER, SPECIAL	092756-1	3
	GUIDE, BOARD RETURN	514162	1
13	GUIDE WELDMENT, BOARD RETURN	091067-1	1
14	ROD, BOARD RETURN GUIDE	091074	1
15	BAR WELDMENT, BOARD GUIDE UPPER	091070-1	8
16	WASHER, 17 FLAT ZINC	F81058-1	10
17	WASHER, 10.5 ZINC FLAT SPECIAL	F81055-6	2

REF.	DESCRIPTION (◆ Indicates Parts Available In Assemblies Only)	PART #	QTY	
18	BOLT, M10 X 25 8.8 HEX HEAD FULL THREAD ZINC	F81003-31	2	
19	CHAIN 16B-1 - 0.28M	514163	8	
20	WASHER, 8.4 FLAT ZINC	F81054-1	32	
21	NUT, M8-8-B HEX NYLON ZINC LOCK	F81032-2	8	
22	BOLT, M8 X 55 8.8 HEX HEAD ZINC	F81002-8	8	
23	WASHER, 13 FLAT ZINC	F81056-1	20	
24	BOLT, M12X120 8.8 HEX HEAD ZINC	F81004-38	6	
25	BOLT, M12X110-8.8-B HEX HEAD ZINC	F81004-47	4	
26	NUT, M12-8 HEX NYLON ZINC LOCK	F81034-2	10	

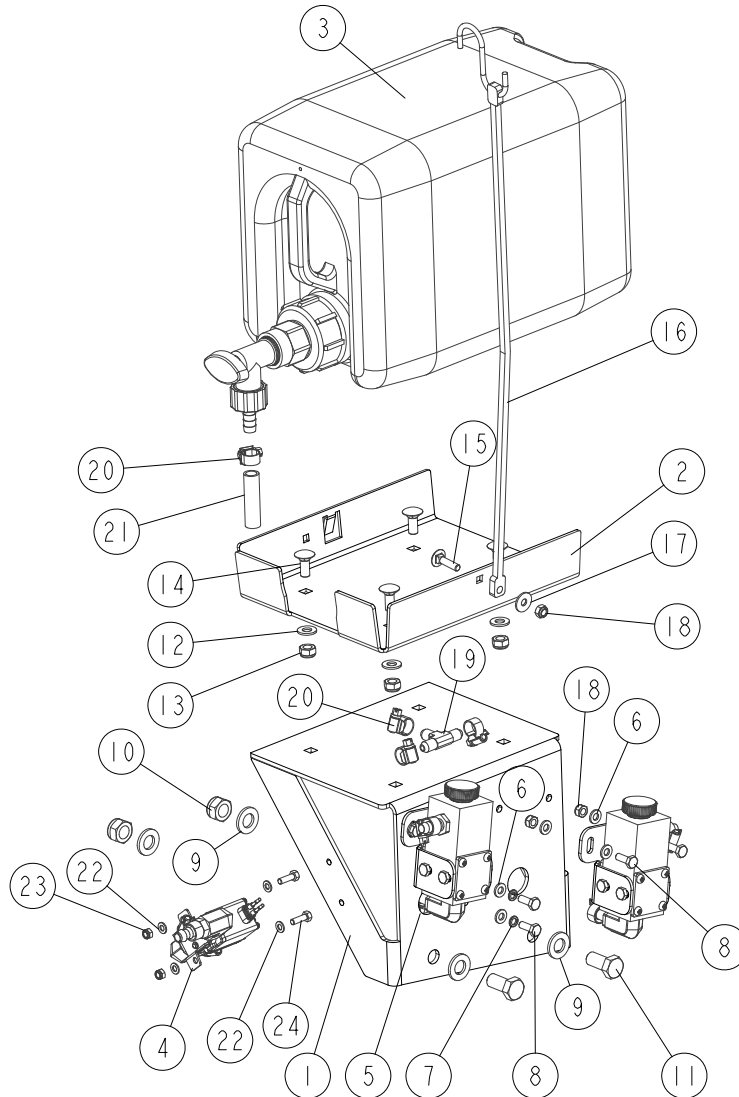
4.4 Water Lube Assembly



REF.	DESCRIPTION (◆ Indicates Parts Available In Assemblies Only)	PART #	QTY
	BOTTLE, WATER - COMPLETE	513864	1
	BOTTLE, WATER WITH NUT	513865¹	1
1	BOTTLE, WATER	513866	1
2	NUT, BOTTLE	513867	1
3	SEAL, RUBBER 35X26X2	513869	2
4	NUT, 3/4 NPT 467616 GLAND	513868	1
5	FITTING, 3/4FPT X 3/4MPT REDUCER	014636	1
6	FITTING, WATER LUBE SHUTOFF VALVE	014100	1
7	FILTER, WATER LUBE	016086	1
8	FITTING, 5/8" NPT TO 3/8" HOSE BARB	014113	1
9	STRAP, 20" RUBBER	P11668	2
10	BOLT, 1/4-20 X 1" CARRIAGE	F05005-34	2
11	NUT, 1/4-20 HEX LOCK	F05010-21	2
12	LUBEMIZER PARTS/HOSES (SEE LUBEMIZER OPTION MANUAL)		

¹ The service number 513865-S includes: 513865, 513869, 513868

4.5 Oil Tank & Dispenser, LT70 (2" Blade, Wide Saw)

524872_001
524872_MANUAL

REF.	DESCRIPTION (◆ Indicates Parts Available In Assemblies Only)	PART #	QTY
-	OIL TANK & DISPENSER, LT70	524872	1
1	BRACKET, OIL TANK SUPPORT	525452-1	1
2	TRAY, LT70 OIL TANK	524865-1	1
3	TANK, OIL - COMPLETE See Section 4.8	711401	1
4	VALVE, SOLENOID - COMPLETE See Section 4.6	525847	1
5	DISPENSER, LT70 OIL See Section 4.7	525489	2
6	WASHER, 6.4 FLAT ZINC	F81053-1	10
7	WASHER, Z 6.1 SPLIT LOCK	F81053-3	2
8	BOLT, M6X16-8.8 HEX HEAD FULL THREAD ZINC	F81001-15	6
9	WASHER, 13 FLAT ZINC	F81056-1	4
10	NUT, M12 8 HEX NYLON ZINC LOCK	F81034-2	2
11	BOLT, M12X25-8.8 HEX HEAD FULL THREAD ZINC	F81004-31	2
12	WASHER, 8.4 FLAT ZINC	F81054-1	4
13	NUT, M8-8-B HEX NYLON ZINC LOCK	F81032-2	4
14	BOLT, M8X20-8.8 CARRIAGE ZINC	F81002-11	4

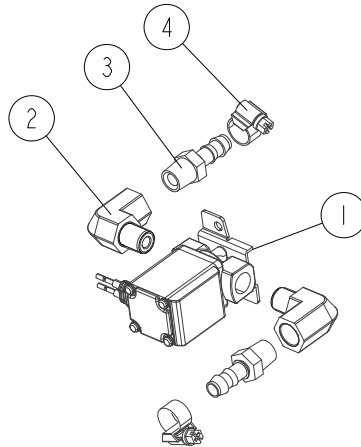
4

SAW HEAD*Oil Tank & Dispenser, LT70 (2" Blade, Wide Saw)*

REF.	DESCRIPTION (◆ Indicates Parts Available In Assemblies Only)	PART #	QTY	
15	BOLT, M6X25-8.8 CARRIAGE ZINC	F81001-20	1	
16	STRAP, 15 RUBBER W/S HOOKS	P07461	1	
17	WASHER, 6.5 SPECIAL FLAT ZINC	F81053-11	1	
18	NUT, M6-8-B HEX NYLON ZINC LOCK	F81031-2	5	
19	FITTING, 3/8 BARB TEE	015485	1	
20	CLAMP, 11-16	F81080-31	4	
21	HOSE, LT70 OIL TANK	R01885_524864	1	
22	WASHER, 5.3 FLAT ZINC	F81052-1	4	
23	NUT, M5-8 DIN985 HEX NYLON ZINC LOCK	F81030-2	2	
24	BOLT, M5X16 8.8 HEX HEAD FULL THREAD ZINC	F81000-20	2	

4.6 Oiler Solenoid Valve

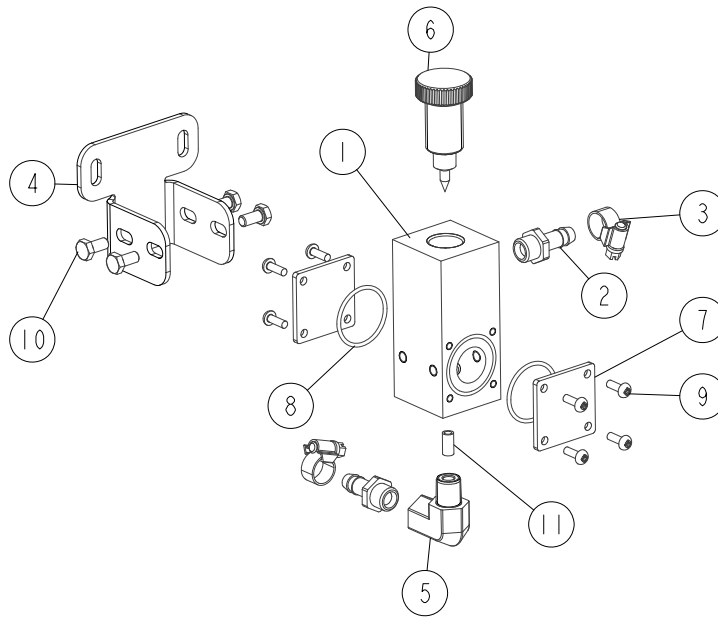
525847_001
525847_MANUAL



REF.	DESCRIPTION (◆ Indicates Parts Available In Assemblies Only)	PART #	QTY
-	VALVE, OILER SOLENOID - COMPLETE	525847	1
1	VALVE, VX212FZ1DAXB SMC SOLENOID	509113	1
2	FITTING, 1/4 BSP - 1/4 BSPT ELBOW	714858	2
3	FITTING, 3/8 BARB 1/4NPT MALE NYLON	P04682	2
4	CLAMP, 11-16	F81080-31	2

4.7 Oil Dispenser

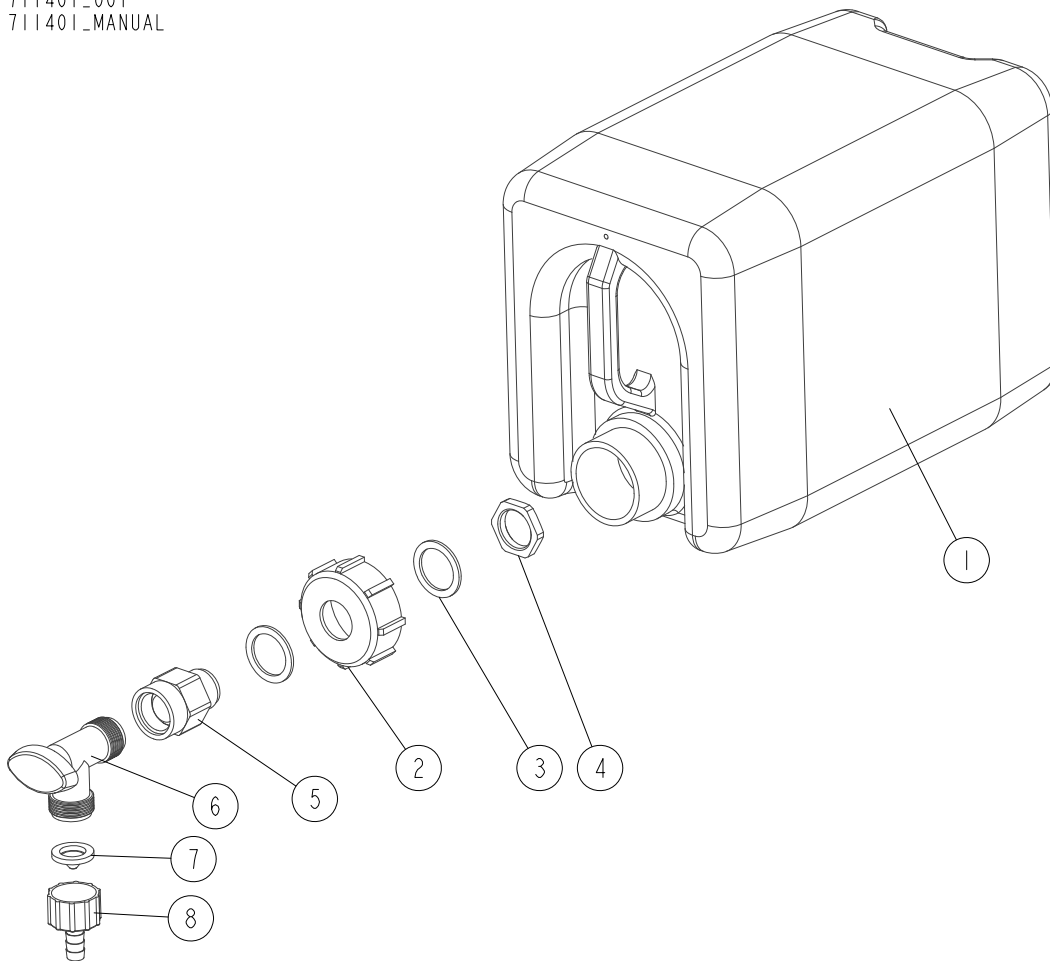
525489_001
525489_MANUAL



REF.	DESCRIPTION (◆ Indicates Parts Available In Assemblies Only)	PART #	QTY
-	DISPENSER, LT70 OIL	525489	1
1	BLOCK, OIL DISPENSER	502658	1
2	BUSHING, GT13/09 NR 13539 (RECTUS)	092783	2
3	CLAMP, 11-16	F81080-31	2
4	BRACKET, OIL DISPENSER MOUNT	525488-1	1
5	FITTING, 1/4 BSP - 1/4 BSPT ELBOW	714858	1
6	SCREW, OIL DISPENSER ADJUSTMENT	502657	1
7	COVER, PC	502661	2
8	O-RING, OR30X2 NBR	502954	2
9	SCREW, M4X12-5.8-B CROSS RECESSED PAN HEAD ZINC	F81011-43	8
10	BOLT, M6X12 8.8 HEX HEAD FULL THREAD ZINC	F81001-7	4
11	HOSE, 6X4 POLYURETHANE	R01869-3	1

4.8 Oil Tank

711401_001
711401_MANUAL



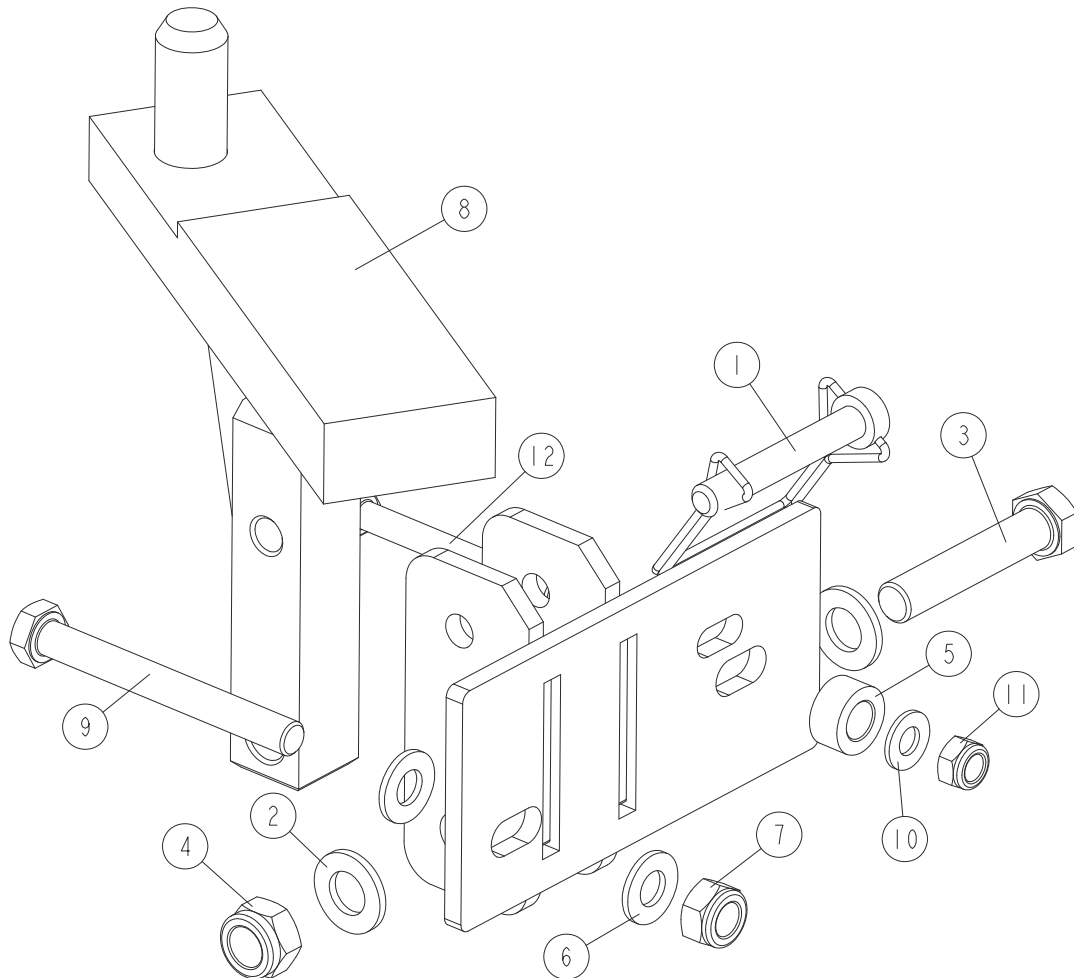
REF.	DESCRIPTION (◆ Indicates Parts Available In Assemblies Only)	PART #	QTY
-	TANK, OIL - COMPLETE	711401	1
1	TANK, 10L OIL	711400	1
2	CAP, WATER BOTTLE	513867	1
3	SEAL, 35X26X2 RUBBER	513869	2
4	NUT, 3/4 NPT GLAND	513868	1
5	FITTING, 3/4FPTX3/4MPT	014636	1
6	VALVE, 3/4 NPT ELBOW 3/4 MALE OUTLET PVC	014100	1
7	FILTER, WATER LUBE	016086	1
8	REDUCER, 5/8NPT/3/8BARB WATER LUBE	014113	1

4 SAW HEAD

Saw Head Rest Pin

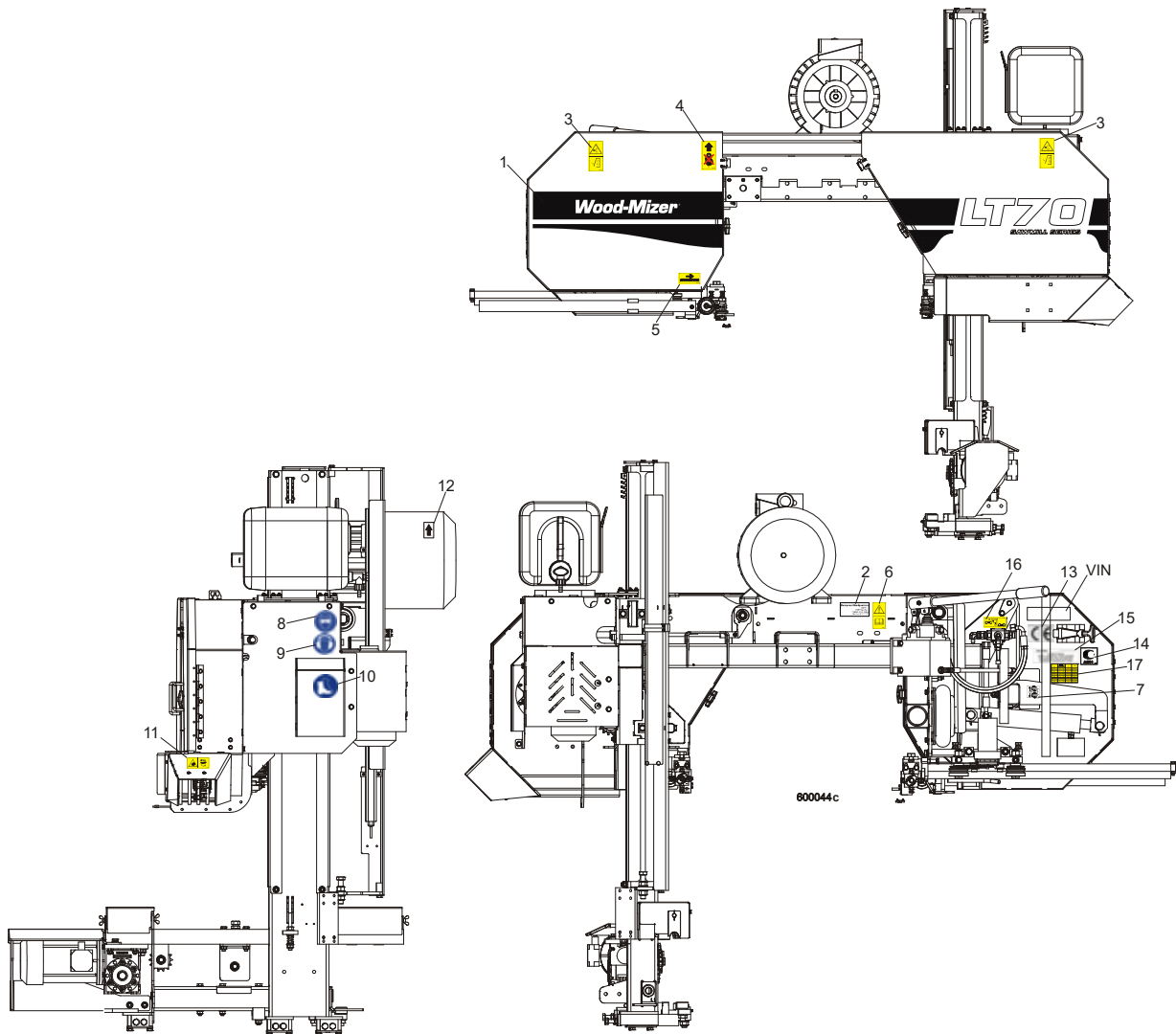
4.9 Saw Head Rest Pin

522950_001
522950_MANUAL



REF.	DESCRIPTION (◆ Indicates Parts Available In Assemblies Only)	PART #	QTY
	PIN, LT70M SAW HEAD REST - COMPLETE	522950	1
1	PIN, 3/8x2 1/4 SNAP	014151	1
2	WASHER, 13 FLAT ZINC	F81056-1	2
3	BOLT, M12X60-8.8 HEX HEAD ZINC	F81004-5	1
4	NUT, M12 8 HEX NYLON ZINC LOCK	F81034-2	1
5	BUSHING, 11/20-10 ZINC-PLATED	090936-1	1
6	WASHER, 10.5 FLAT ZINC	F81055-1	2
7	NUT, M10-8-B HEX NYLON ZINC LOCK	F81033-1	1
8	PIN WELDMENT, LT70 S/M SAW HEAD REST	094658-1	1
9	BOLT, M10X90-8.8-B HEX HEAD ZINC	F81003-66	1
10	WASHER, 8.4 FLAT ZINC	F81054-1	2
11	NUT, M8-8-B HEX NYLON ZINC LOCK	F81032-2	1
12	BOLT, M8x70-8.8 HEX HEAD ZINC	F81002-71	1

4.10 LT70AC Saw Head Decals

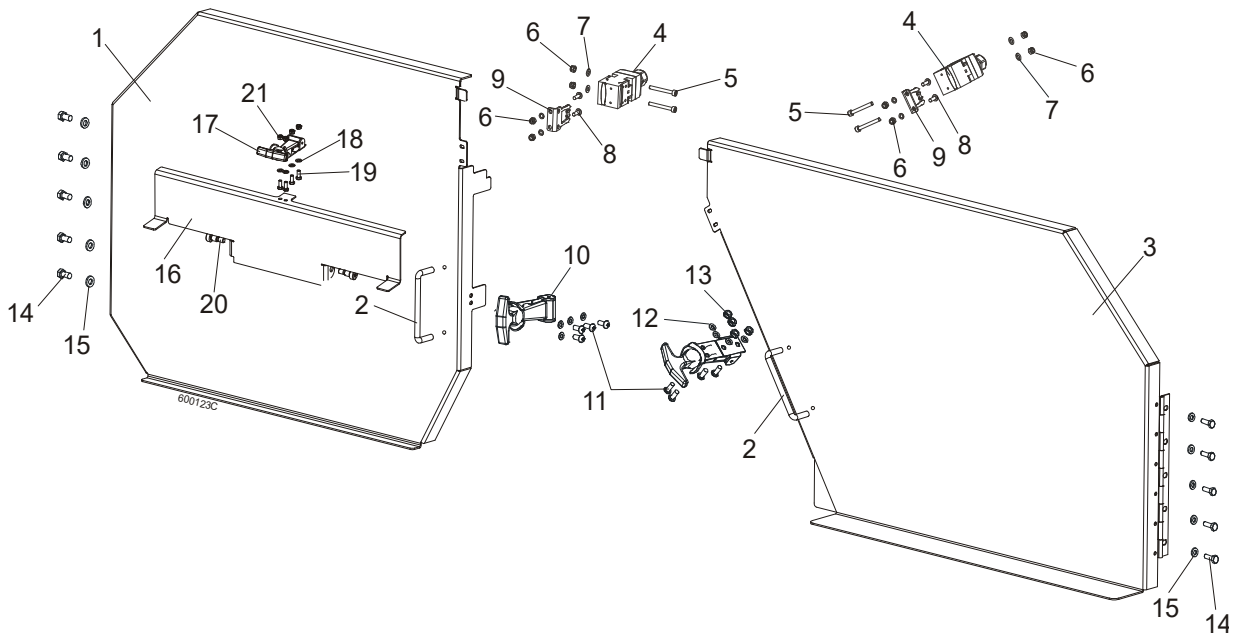


REF.	DESCRIPTION (◆ Indicates Parts Available In Assemblies Only)	PART #	QTY
1	DECAL, LT70 SERIES SAWMILL	092764	1
	PICTOGRAPHIC DECAL KIT, LT70AC	099518	1
2	DECAL, EUROPEAN HEADQUARTERS ADDRESS	015841	1
3	DECAL, SAWMILL COVERS CAUTION (PICTOGRAM)	099220	2
4	DECAL, PICTOGRAM (BLACK ARROW & HOOK)	085977B	1
5	DECAL, BLADE MOVEMENT DIRECTION (PICTOGRAM)	096321	1
6	DECAL, READ OPERATOR'S MANUAL (PICTOGRAM)	096317	1
7	DECAL, BLADE ALIGNMENT (PICTOGRAM)	P11789-70	1
8	DECAL, EYE PROTECTION WARNING (PICTOGRAM)	S12004G	1
9	DECAL, EAR PROTECTION WARNING (PICTOGRAM)	S12005G	1
10	DECAL, USE SAFETY BOOTS (PICTOGRAM)	501465	1
11	DECAL, SAWDUST CHUTE WARNING (PICTOGRAM)	099222	1
12	DECAL, MOTOR ROTATION DIRECTION	S20097	1
13	DECAL, CE CERTIFIED SAWMILL	P85070	2
14	DECAL, RUSSIAN SAFETY CERTIFICATION	099401	1

4**SAW HEAD***LT70AC Saw Head Decals*

15	DECAL, INTERNATIONAL SAWMILL NAME	501466	1	
16	DECAL, LEVER OF TENSIONER'S BALL VALVE	505189	1	
17	DECAL, BLADE TENSION VALUES	518439	1	
	DECAL, HIGH VOLTAGE INSIDE THE ELECTRIC BOX (PICTOGRAM)	096316	2	
	DECAL, REMOVE THE PLUG BEFORE OPENING THE BOX (PICTOGRAM)	096319	2	
	DECAL, STAY A SAFE DISTANCE FROM THE BLADE (FOR DEBARKERS)	098176	1	
	DECAL, BLADE SETTING	P85066-70	1	
	DECAL, KEEP AWAY DANGER, PICTOGRAM	099221	1	
	DECAL, MAX. OIL PRESSURE, PICTOGRAM	099524	1	

4.11 Blade Housing Covers



REF.	DESCRIPTION (◆ Indicates Parts Available In Assemblies Only)	PART #	QTY
	COVER ASSEMBLY, IDLE SIDE BLADE HOUSING	088920	1
1	Cover Assembly, Idle Side Blade Housing	088915-1	1
2	Handle, Blade Housing Cover	P08065	1
	COVER ASSEMBLY, DRIVE SIDE BLADE HOUSING	088921	1
3	Cover Assembly, Drive Side Blade Housing	088917-1	1
2	Handle, Blade Housing Cover	P08065	1
4	SAFETY SWITCH, AZ17-11ZRK	094232	2
5	SCREW, M4x35-8.8 HEX SOCKET HEAD CAP ZINC	F81011-34	4
6	NUT, M3-6 HEX NYLON ZINC LOCK	F81028-2	8
7	WASHER 4.3 ZINC FLAT	F81051-2	8
8	SCREW, M4 X 12 5.8-B SLOTTED COUNTERSUNK HEAD ZINC	F81011-41	4
9	KEY, AZ17/170-B5 SAFETY SWITCH	094422	4
10	LATCH, FLEXIBLE DRAW	014829	2
11	BOLT, M5X12-5.8 HEX HEAD FULL THREAD ZINC	F81000-5	8
12	WASHER 5.3 ZINC FLAT	F81052-1	8
13	NUT, M5-8 DIN 985 ZINC	F81030-2	8
14	BOLT, M6X16 8.8 HEX HEAD FULL THREAD ZINC	F81001-15	10
15	WASHER 6.4 ZINC FLAT	F81053-1	10
	COVER, LT70 BLADE UPPER - COMPLETE	511536 ¹	1
	COVER, LT70 BLADE UPPER - COMPLETE	523795 ²	1
16	PLATE, LT70 UPPER COVER	511802-1 ³	1
	PLATE, LT70 UPPER COVER	524277-1 ⁴	1
17	LATCH, FLEXIBLE DRAW	014829	1
18	WASHER, 5.3 FLAT ZINC	F81052-1	2
19	BOLT, M5 X 12-5.8 HEX HEAD FULL THREAD ZINC	F81000-5	4
20	BOLT, 10/M8 X 12-12.9 ISO-7379	F81003-62	2
21	NUT, M5-8-Fe/Zn5 DIN985	F81030-2	2

¹ Belongs to 088771 and 88770



SAW HEAD

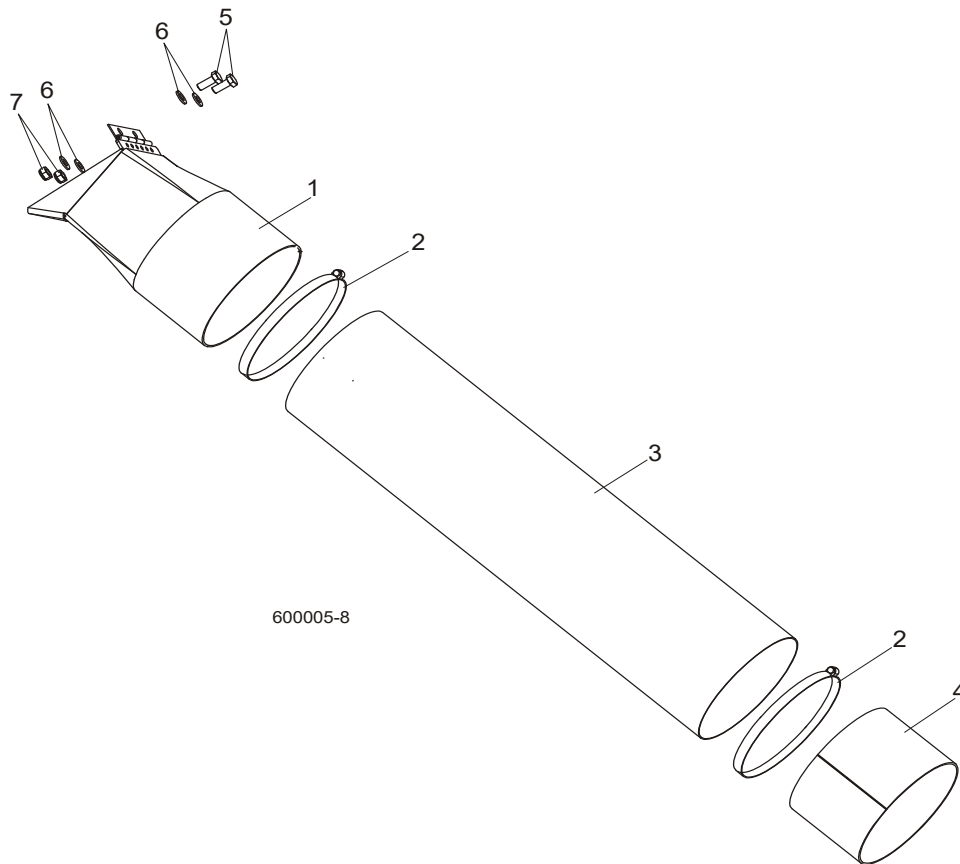
Blade Housing Covers

² Belongs to 525852, 525853, 525854, 523792

³ Belongs to 511536

⁴ Belongs to 523795

4.12 Sawdust Chute

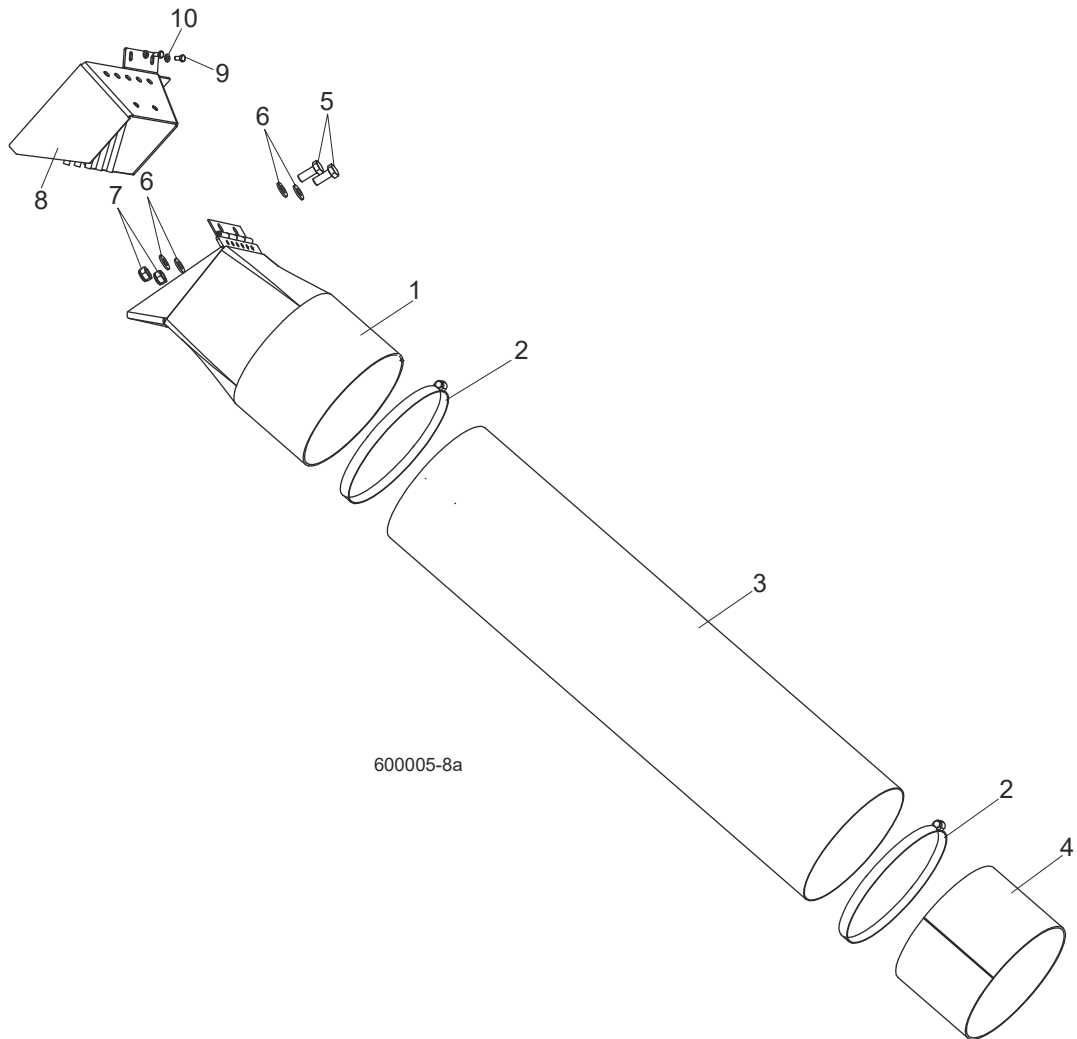


REF	DESCRIPTION (◆ Indicates Parts Available In Assemblies Only)	PART #	QTY.	
1	CHUTE WELDMENT, SAWDUST	089352-1	1	
2	CLAMP, 152 MM	089358	2	
3	TUBE, SAWDUST CHUTE	090153	1	
4	TUBE, CHUTE END	090126-1	1	
5	BOLT, M8X20-8.8-B HEX HEAD FULL THREAD ZINC	F81002-4	2	
6	WASHER 8.4 ZINC FLAT	F81054-1	4	
7	NUT, M8-8-B HEX NYLON ZINC LOCK	F81032-2	2	

4 SAW HEAD

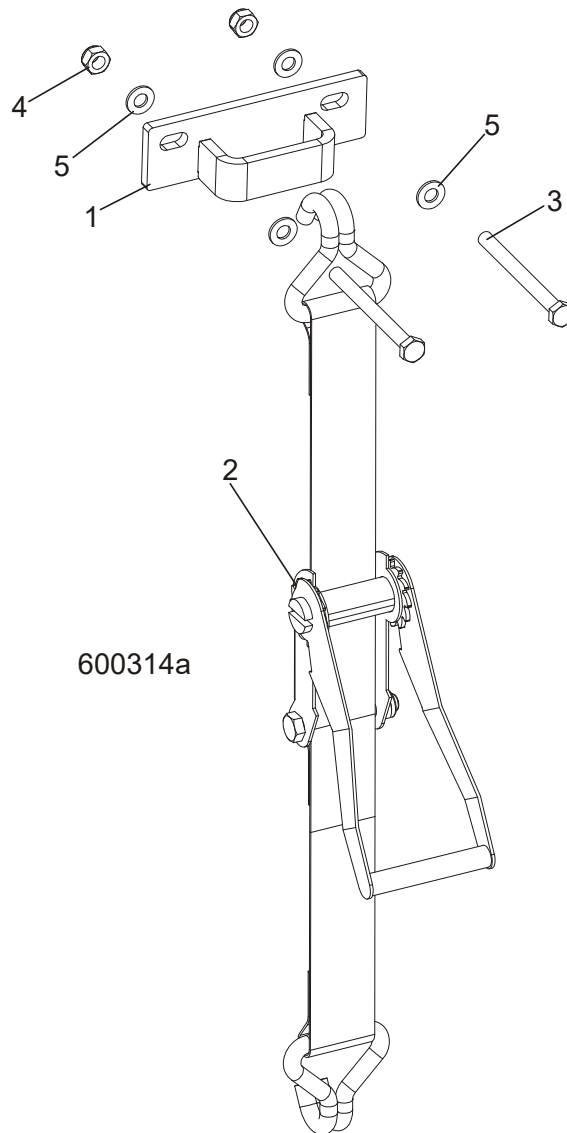
Sawdust Chute (LT70 Wide only)

4.13 Sawdust Chute (LT70 Wide only)



REF.	DESCRIPTION (◆ Indicates Parts Available In Assemblies Only)	PART #	QTY
1	CHUTE WELDMENT, SAWDUST	089352-1	1
2	CLAMP, 152 MM	089358	2
3	TUBE, SAWDUST CHUTE	089357	1
4	TUBE, CHUTE END	090126-1	1
5	BOLT, M8X20-8.8-B HEX HEAD FULL THREAD ZINC	F81002-4	2
6	WASHER, 8.4 ZINC FLAT	F81054-1	4
7	NUT, M8-8-B HEX NYLON ZINC LOCK	F81032-2	2
8	OUTLET SAWDUST (WIDE HEAD ONLY)	530184-1	1
9	BOLT, M6x12mm HEX HEAD ZINC (WIDE HEAD ONLY)	F81001-7	2
10	WASHER, M6, FLAT,ZINC (WIDE HEAD ONLY)	F81053-1	2

4.14 Saw Head Protection Kit, LT70M Mobile



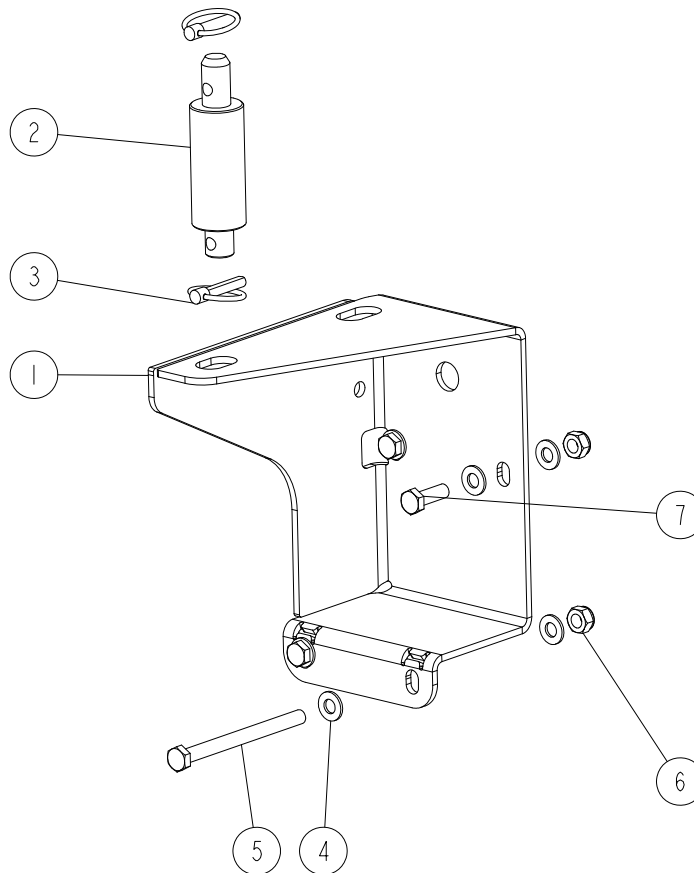
REF.	DESCRIPTION (◆ Indicates Parts Available In Assemblies Only)	PART #	QTY
	SAW HEAD PROTECTION KIT, LT70M MOBILE	505564	1
1	BRACKET, PROTECTION BELT	505364-1	1
2	BELT, LT70 SAW HEAD PROTECTION	505563	1
3	BOLT, M10x75-8.8 HEX HEAD ZINC	F81003-15	2
4	NUT, M10-8-B NYLON HEX ZINC LOCK	F81033-1	2
5	WASHER, 10.5 FLAT ZINC	F81055-1	4

4 SAW HEAD

Bracket, Wide Saw Head Rest.

4.15 Bracket, Wide Saw Head Rest.

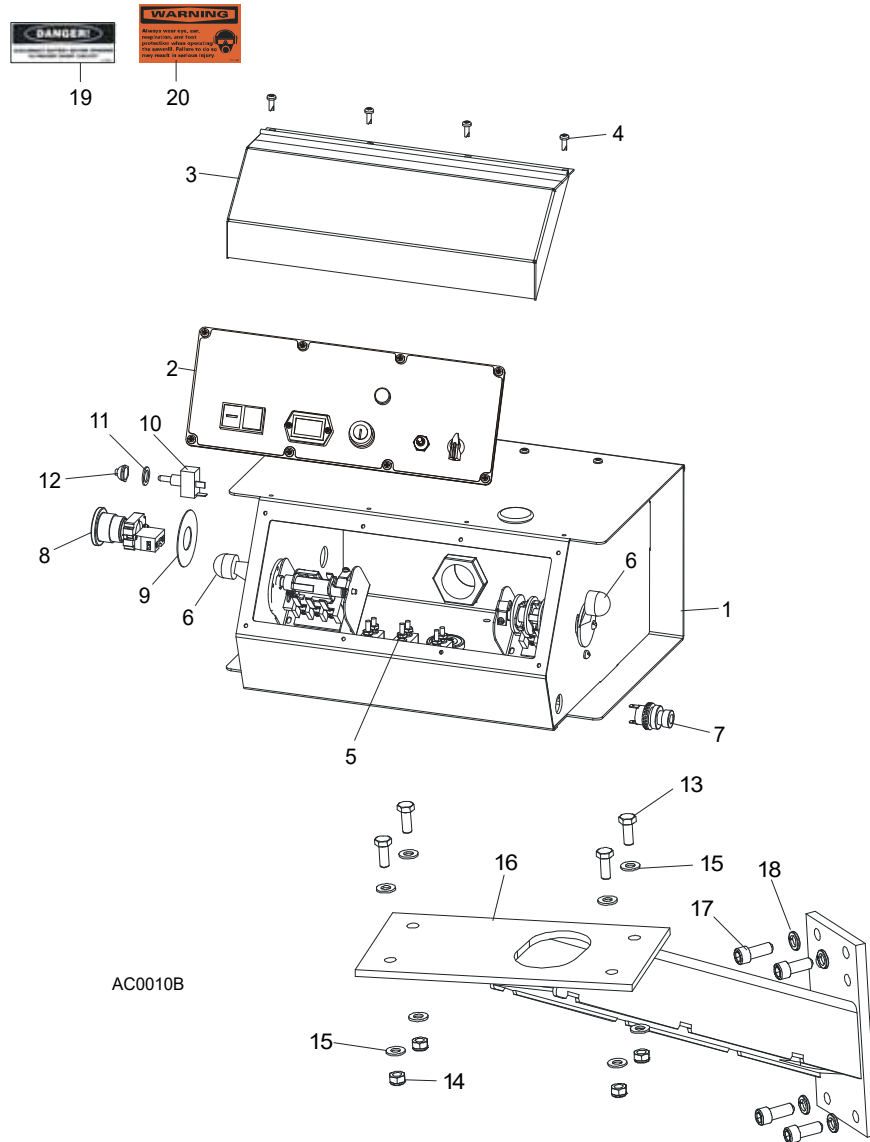
530160_001
530160_MANUAL



REF	DESCRIPTION (◆ Indicates Parts Available In Assemblies Only)	PART #	QTY.
-	BRACKET, WIDE SAW HEAD REST	530160	1
1	PLATE, WIDE SAW HEAD REST BRACKET WLDMT/PTD	529982-1	1
2	PIN, SAW HEAD REST, LT20 PTD.	097935-1	1
3	PIN, 8 BN914 (BOSSARD 134650) LOCK	F81046-2	2
4	WASHER, 10.5 FLAT ZINC	F81055-1	8
5	BOLT, M10x125-8.8 HEX HEAD ZINC	F81003-18	2
6	NUT, M10-8-B NYLON HEX ZINC LOCK	F81033-1	4
7	BOLT, M10X30-8.8 FE/ZN5 PN-M/82105	F81003-2	2

SECTION 5 CONTROL BOXES

5.1 Control Assembly, LT70 AH



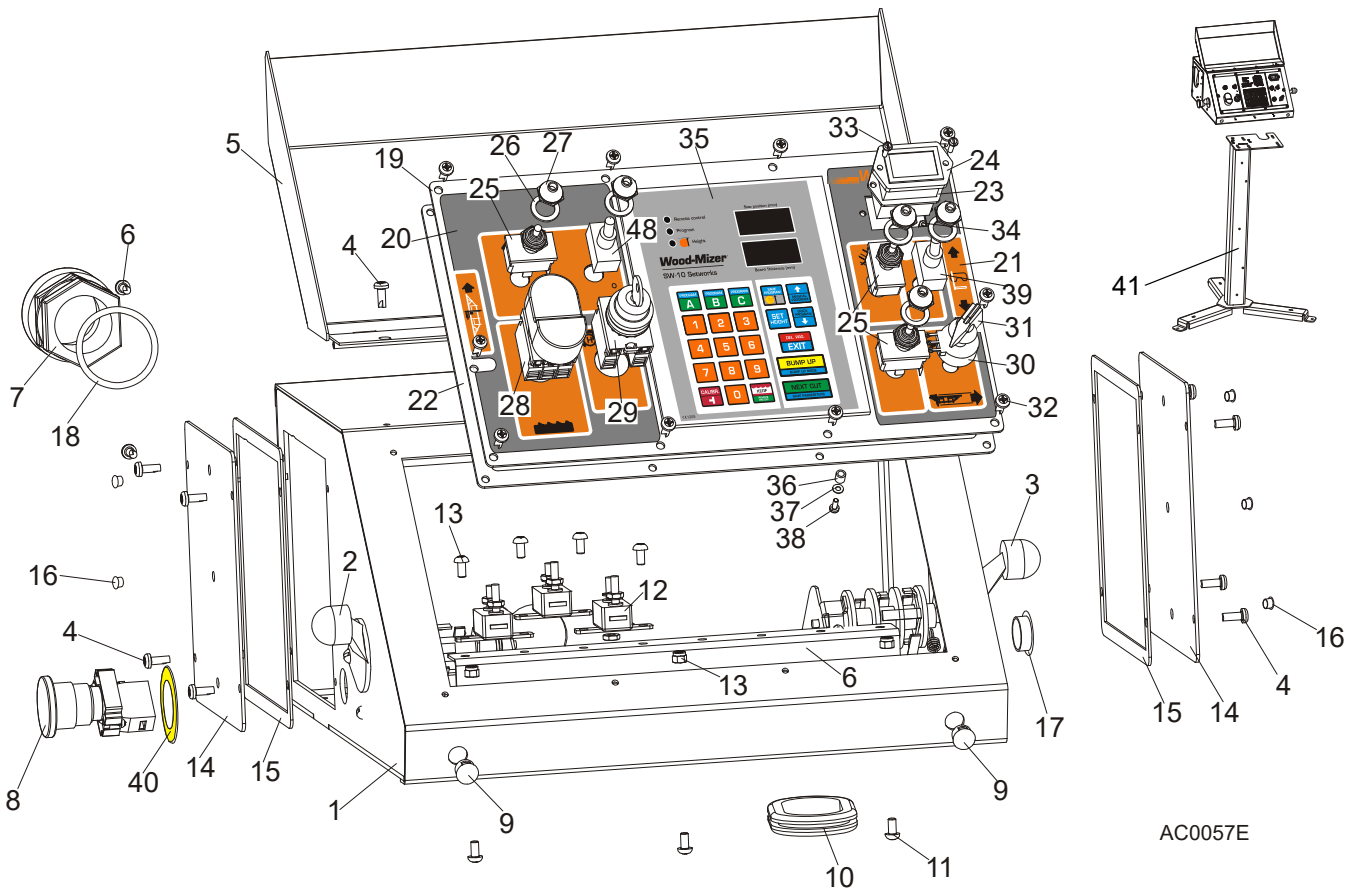
REF.	DESCRIPTION (◆ Indicates Parts Available In Assemblies Only)	PART #	QTY	
	CONTROL BOX ASSEMBLY, AC SUPER (EA20, EA25)	093022	1	
1	HOUSING, AC SUPER CONTROL BOX ASSEMBLY (EA20, EA25)	086546-1	1	◆
2	Front Control Panel & Wiring Harnesses (Section 5.5)			
3	Cover, Control Box Hinged	015304	1	
4	Screw, #10-24 x 1/2"	F05015-17	12	
5	Circuit Breakers (Section 5.3)			
6	Drum Switches (Section 5.2)			
7	Switch, Horn	E85118	1	
8	Switch, XB2 BS542 Emergency Stop	086556	1	
9	Washer, Emergency Stop Switch	086561	1	
10	Switch, Speed Control	086773	1	

5 CONTROL BOXES

Control Assembly, LT70-RSW

11	Washer, 1/2" x 3/4" x 5/8" Nylon	P05251-1	1	
12	Boot, Speed Control Switch	P02575	1	
13	BOLT, M8 X 20-8.8-B HEX HEAD	F81002-4	4	
14	NUT, M8-8-B HEX	F81032-2	4	
15	WASHER, 8.4 FLAT	F81054-1	8	
16	MOUNT WELDMENT, STANDARD CONTROL BOX	086732-1	1	
17	BOLT, 3/8-16 X 1" SOCKET HEAD	F05007-52	4	
18	WASHER, 10.2 SPLIT LOCK	F81055-2	4	
19	DECAL, FRONT OUTRIGGER WARNING	015400-4	1	
20	DECAL, EAR/EYE PROTECTION WARNING	S11753-4	1	

5.2 Control Assembly, LT70-RSW



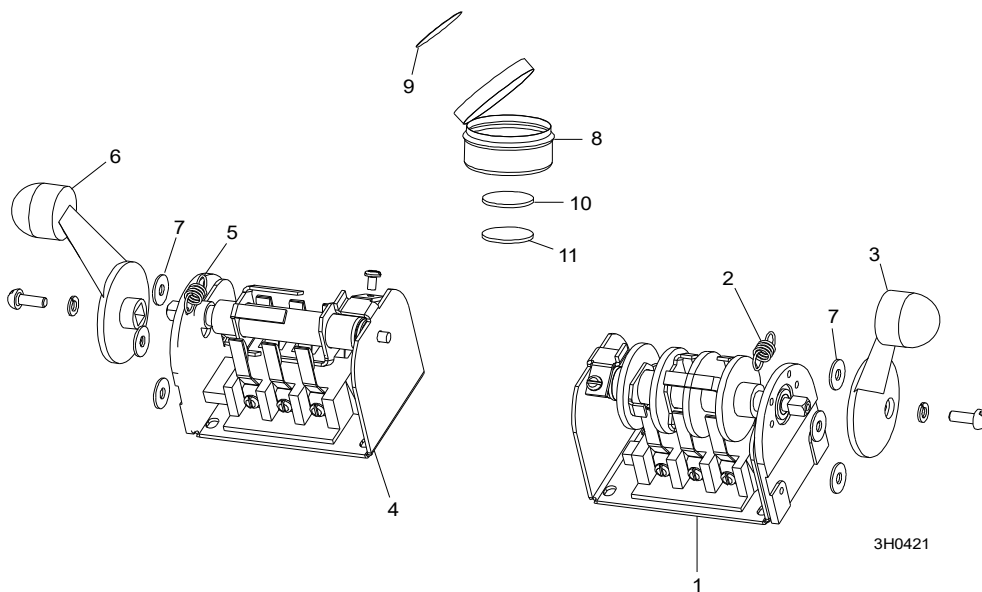
REF.	DESCRIPTION (◆ Indicates Parts Available In Assemblies Only)	PART #	QTY	
	CONTROL BOX ASSEMBLY, LT40 AC	098690	1	
	CONTROL BOX ASSEMBLY, LT40 AC-RC	509115	1	
	CONTROL BOX ASSEMBLY, LT70AC-SW	521906	1	
1	Control Box, LT40AC	099622-1	1	
2	Switch, 1992GS Pwr/Feed (Service Package)	E20438	1	
3	Switch, 1992 Up/Down (Service Package)	E20440	1	
4	Bolt, #10-24x1/2 Ph Pan Hd, Type 23	F05015-17	12	
5	Cover Weldment, LT20/40 Complete	097135-1	1	
6	Rail, Circuit Breaker	015310	1	

7	Connector, 1 1/4 Straight Metal Conduit	024402	1	
8	Switch, XB2 BS542 Emergency	086556	1	
9	Switch, Speed Control	086773	2	
10	Grommet, Rubber	087065	1	
11	Screw, H M5x10 8.8 Zinc	F81000-13	7	
12	Breaker, 15A Manual Reset	E20430	3	
13	Nut, M5-8 Zinc	F81030-2	3	
	Cover, Control Box Side Complete	086700	2	
14	Cover, Control Box Side	086699-1	1	
15	Gasket, Control Box Side	015274	1	
16	Cap, SR1086 6.4 Dia. Hole	099700	6	
17	Cap, SR1086 22.2 Dia. Hole	093544	1	
18	Seal, 1 1/4 Ring LQTI w/Retainer	015430	1	
	Panel, LT40 AC Front Control Complete	098689	1	
19	Panel, LT20/40 AC Front Control	100572-1	1	
	Panel, LT40 AC Front Control	098586-1 ¹	1	
20	Decal, LT20/40 AC Control Box Left	099594	1	
21	Decal, LT40 DC Control Box Right	099596	1	
22	Gasket, LT20/40 Control Box	097132	1	
23	Gasket, Hour Meter	093346	1	
24	Meter, Hour	093166	1	
25	Switch, Toggle	024200	3	
26	Washer, 1/2x3/4x1/16 Nylon	P05251-1	5	
27	Boot, Toggle Switch	P02575	5	
28	Button, 24V Start/Stop	090452	1	
	Diaphragm, M22-T-DD	090462	1	
29	Switch, M22 3-Position Key	091361	1	
30	Potentiometer, 1k Feed Rate	E20519	1	
31	Knob, Speed Control	P06257	1	
32	Bolt, #10-24x1/2 Ph Pan Hd, Type 23	F05015-17	10	
33	Bolt, M3x12-8.8 Zinc	F81000-12	2	
34	Nut, M3-6 Nylon Zinc Lock	F81028-2	2	
35	Controller, SW-10 Setworks	500628	1	
36	Spacer, 4.2x6mm Idler	R80671-4	6	
37	Washer, 3.2 Flat Zinc	F81050-2	6	
38	Screw, M3x8-4.8 Zinc	F81000-83	6	
39	Switch, SPST On/Off 15A .25 TABS Toggle	P03027	2	
40	EMERGENCY STOP DECAL	086793	1	
41	STAND, LT20/40/LES/EG300/TVS CONTROL BOX	501651-1 ²	1	

¹ Use in African version only.

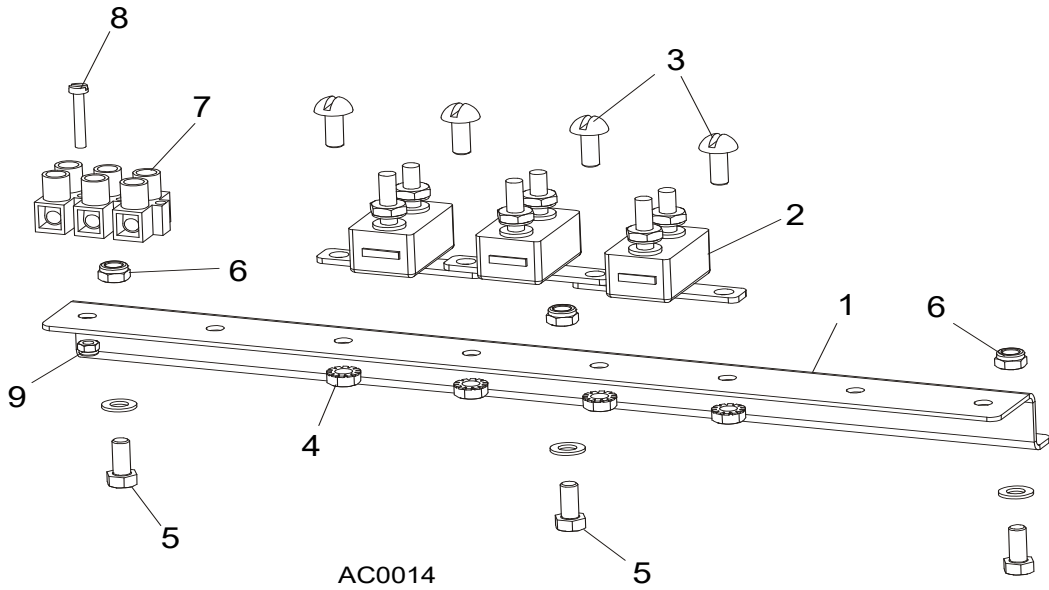
² Used In **509115**

5.3 Drum Switches



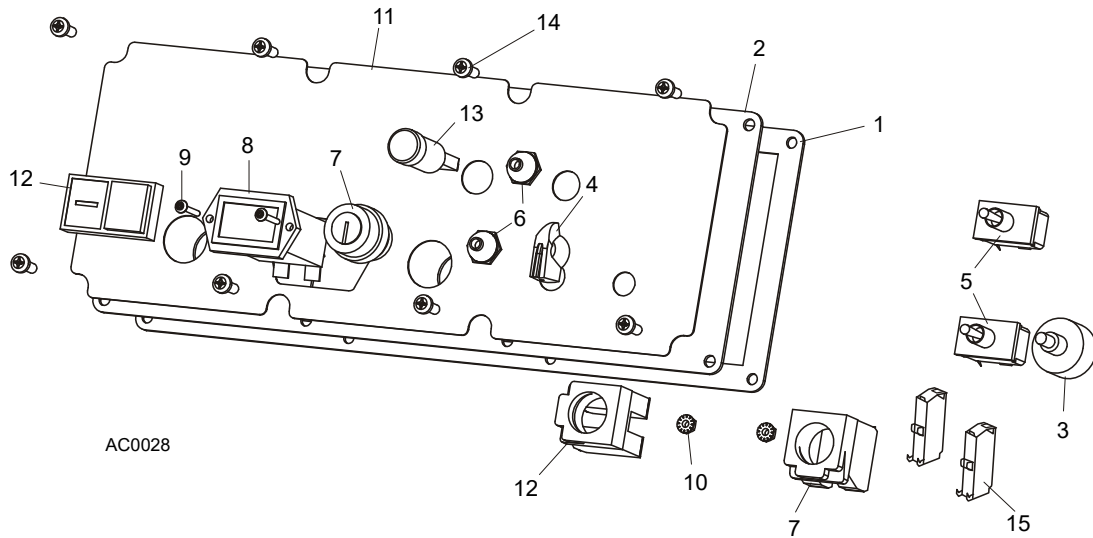
REF.	DESCRIPTION (◆ Indicates Parts Available In Assemblies Only)	PART #	QTY	
	SWITCH ASSEMBLY, UP/DOWN DRUM	E20440	1	
1	Switch, S12 Bulk Drum	E20440-B	1	◆
2	Spring, Drum Switch	P12570	1	
3	Handle, Drum Switch Replacement	P12500	1	
	SWITCH ASSEMBLY, POWER FEED DRUM	E20438	1	
4	Switch, S10 Bulk Drum	E20438-B	1	◆
5	Spring, Drum Switch	P12570	1	
6	Handle, Drum Switch Replacement	P12500	1	
7	WASHER, #8 SAE FLAT	F05011-41	6	
	CUP ASSEMBLY, DRUM SWITCH GREASE	A20463	1	
8	Cup, Plastic Container	P20464	1	◆
9	Decal, Grease Cup Label	P20467	1	
10	Pad, Velcro Loop	P20466	1	◆
11	Pad, Velcro Hook	P20465	1	◆
	Grease, High Temp Drum Switch	P20468	.011ml	◆

5.4 Circuit Breakers



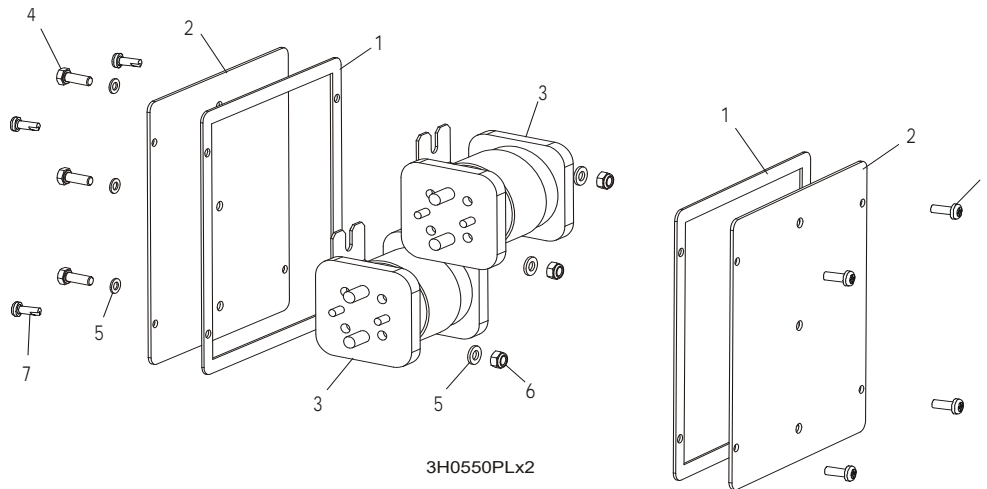
REF.	DESCRIPTION (◆ Indicates Parts Available In Assemblies Only)	PART #	QTY
	BREAKER ASSEMBLY, SAWMILL CONTROL CIRCUIT	015621	1
1	Rail, Circuit Breaker	015310	1
2	Breaker, 15 Amp Manual Reset	E20430	5
3	Screw, #8-32 X 1/2" Slotted Head	F05004-12	6
4	Nut, #8-32 Hex Self-Locking	F05010-41	6
5	BREAKER, 70 AMP MANUAL RESET PANEL MOUNT	015527	1
6	BREAKER, 50 AMP MANUAL RESET PANEL MOUNT	021256	1
7	BOOT, CIRCUIT BREAKER	021253	2
8	SCREW, #10-24 X 3/8" PHILLIPS PAN HEAD	F05004-3	3
9	NUT, #10-24 SELF-LOCKING	F05010-14	3

5.5 Front Panel Assembly & Harnesses



REF.	DESCRIPTION (◆ Indicates Parts Available In Assemblies Only)	PART #	QTY
	PANEL ASSEMBLY, AC SUPER CONTROL FRONT (EA20, EA25)	087387	1
1	Gasket, Front Panel	088387	1
2	Panel Weldment, Control	087316	1
3	Switch Assembly, Feed Rate	E20519	1
4	Knob, Feed Rate With Set Screw	P06257	1
5	Switch, Toggle	024200	2
6	Boot, Toggle Switch Rubber	P02575	2
7	Switch, Key	087350	1
8	Meter, Hour	015401	1
9	Screw, 6-32 x 3/4" Socket Button Head Cap Stainless Steel	F05004-93	2
10	Nut, # 6-32 Keps	F05010-59	2
11	Decal, Control Panel	087351	1
12	Switch, START-STOP	087349	1
13	Lamp, Control	087348	1
	HARNES ASSEMBLY, UPPER WIRING	093167	1
14	Screw, #10-24 x 1/2" Pan Head	F05015-17	8
15	Contact ZBE101	087817	2

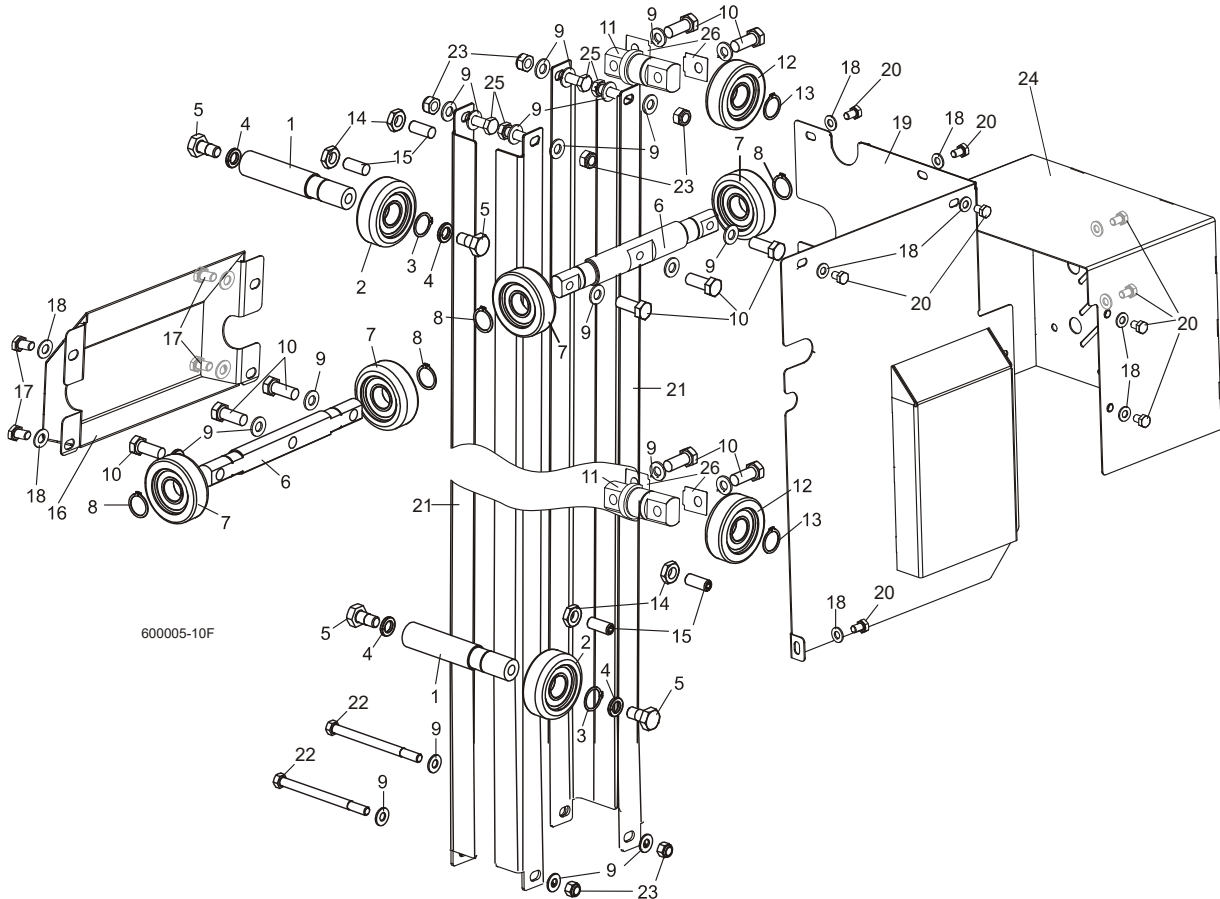
5.6 Solenoids



REF.	DESCRIPTION (◆ Indicates Parts Available In Assemblies Only)	PART #	QTY
1	GASKET, SIDE PANEL	015274	2
2	PANEL WELDMENT, SIDE	015307	2
3	SOLENOID, 200A 12V SPST HYDRAULIC PUMP	015470	2
4	BOLT, M6 X 16 8.8 HEX HEAD FULL THREAD ZINC	F81001-15	3
5	WASHER, 6.4 FLAT ZINC	F81053-1	6
6	NUT, M6-8-B HEX NYLON ZINC LOCK	F81031-2	3
	DIODE ASSEMBLY, SOLENOID COIL CHASSIS GND	087496	4
7	BOLT, #10-24 X 1/2 PHILLIPS PAN HEAD TYPE 23	F05015-17	8

SECTION 6 UP/DOWN SYSTEM

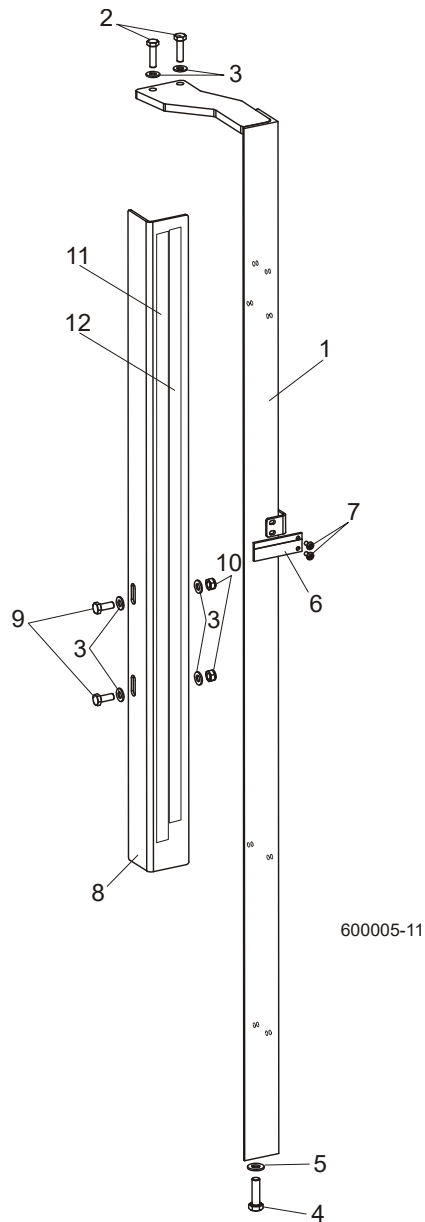
6.1 Up/Down Rollers & Covers



REF.	DESCRIPTION (◆ Indicates Parts Available In Assemblies Only)	PART #	QTY
	ROLLER ASSEMBLY, INSIDE UP/DOWN	089456	2
1	Shaft, Inside Up/Down Roller	088817-1	1
2	Bearing, CBK-468 Rolling	088433	1
3	Ring, Z30 Spring Retaining	F81090-23	1
4	Washer, 13 Zinc Flat	F81056-1	2
5	Bolt, M12x25-8.8 Hex Head Full Thread Zinc	F81004-31	2
	ROLLER ASSEMBLY, OUTSIDE UP/DOWN	089454	2
6	Shaft, Long Up/Down Roller	088815-1	1
7	Bearing, CBK-468 Rolling	088433	2
8	Ring, Z30 Spring Retaining	F81090-23	2
9	Washer, 10.5 Zinc Flat	F81055-1	22
10	Bolt, M10x35-8.8 Hex Head Full Thread Zinc	F81003-17	10
	ROLLER ASSEMBLY, SHORT UP/DOWN	089455	2
11	Shaft, Short Up/Down Roller	088816-1	1
12	Bearing, CBK-468 Rolling	088433	1
13	Ring, Z30 Spring Retaining	F81090-23	1
14	NUT, M10-04-W HEX ZINC THIN	F81033-6	4
15	SCREW, GN 913.3-M10-40-MS SET	F81003-65	4
16	COVER WELDMENT, UP/DOWN ROLLER	507056-1	1

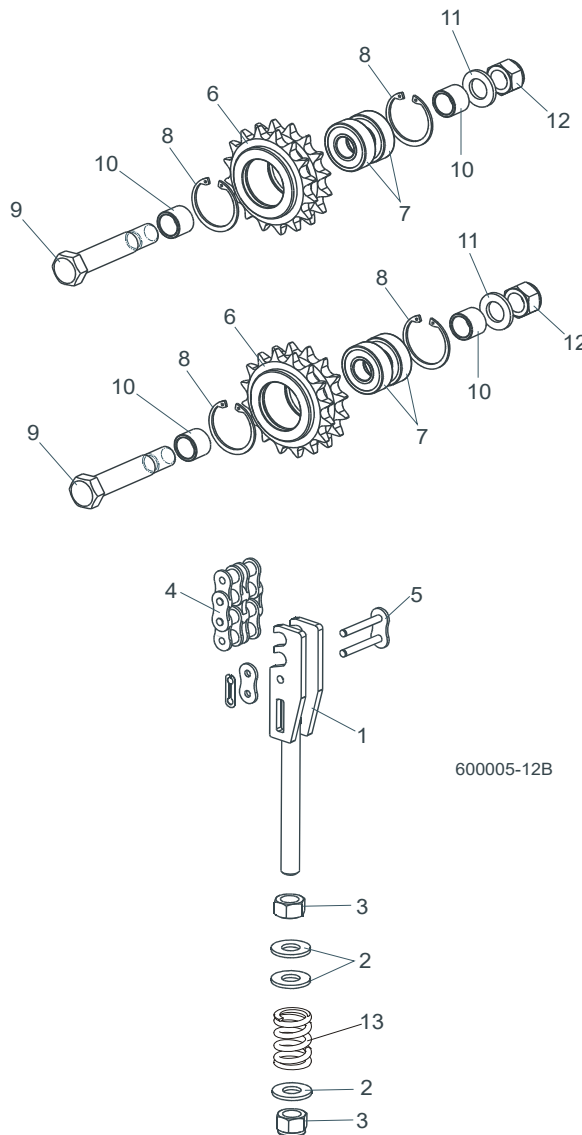
17	BOLT, M8X16-8.8-B HEX HEAD FULL THREAD ZINC	F81002-20	4	
18	WASHER, 8.4 ZINC FLAT	F81054-1	13	
19	GUARD WELDMENT, RA-08 UP/DOWN GEAR BOX SIDE	091319-1	1	
20	BOLT, M8X12-8.8 HEX HEAD FULL THREAD ZINC	F81002-6	9	
21	ANGLE, MAST TUBE STAINLESS	088492	4	
22	BOLT, M10X125-8.8 HEX HEAD ZINC	F81003-18	2	
23	NUT, M10-8-B HEX NYLON ZINC LOCK	F81033-1	6	
24	GUARD, UP/DOWN MOTOR PAINTED	090501-1	1	
25	BOLT, M10X30-5.8 HEX HEAD FULL THREAD	F81003-2	4	
26	SPACER, ROLLER ASSEMBLY, SHORT UP/DOWN	510616	-	

6.2 Blade Height Scale



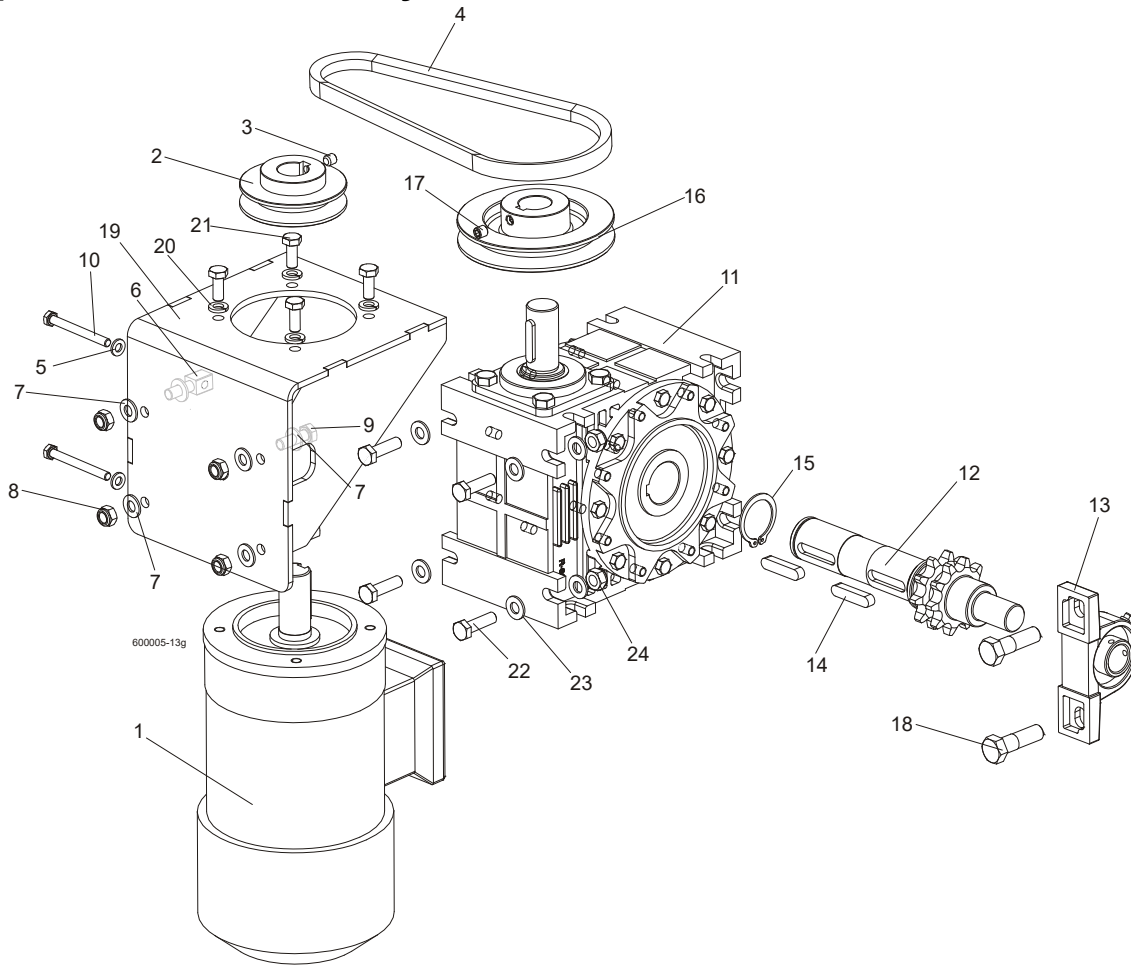
REF.	DESCRIPTION (◆ Indicates Parts Available In Assemblies Only)	PART #	QTY
1	MOUNT WELDMENT, SCALE PAINTED	088554-1	1
2	BOLT, M8 x 30-8.8-B HEX HEAD FULL THREAD ZINC	F81002-7	2
3	WASHER, 8.4 ZINC FLAT	F81054-1	6
4	BOLT, M10 x 35-8.8 HEX HEAD FULL THREAD ZINC	F81003-17	1
5	WASHER, 10.5 ZINC FLAT	F81055-1	1
6	INDICATOR, BLADE HEIGHT SCALE	094821	1
7	SCREW, #10-24 X 3/8 PHILLIPS PAN HEAD ZINC	F05004-3	2
8	ANGLE, SCALE MOUNT	088785-1	1
9	BOLT, M8 X 20-8.8-B HEX HEAD FULL THREAD ZINC	F81002-4	2
10	NUT, M8-8-B HEX NYLON ZINC LOCK	F81032-2	2
11	DECAL, METRIC SCALE	S11711	1
12	DECAL, 16-40 MM METRIC SCALE	P12040-1	1

6.3 Up/Down Chain & Sprockets



REF.	DESCRIPTION (◆ Indicates Parts Available In Assemblies Only)	PART #	QTY
1	TENSIONER WELDMENT, UP/DOWN CHAIN ZINC	512181-1	1
2	WASHER, 13 ZINC FLAT	F81056-1	3
3	NUT, M12-8 HEX NYLON ZINC LOCK	F81034-2	2
4	CHAIN, 12B-2 97-LINK	512197	1
5	LINK, 12B-2Pz MASTER	099249	1
	SPROCKET ASSEMBLY, UP/DOWN IDLER	512180	2
6	Sprocket, Zinc-Plated	512179-1	1
7	Bearing, 6203-2RS FLT Rolling	086114	2
8	Ring, W40 Spring Retaining	F81090-3	2
9	Bolt, M16D1F6 x 90-8.8 Hex Fit Short Thread Zinc	F81006-15	1
10	Spacer, Idler Zinc	088792-1	2
11	Washer, 17 Zinc Flat	F81058-1	1
12	Nut, M16-8 Hex Nylon Zinc Lock	F81036-2	1
13	Spring, 14x30x3.2	090797	1

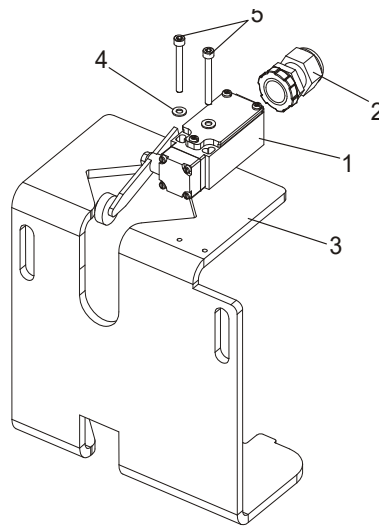
6.4 Up/Down Drive Assembly



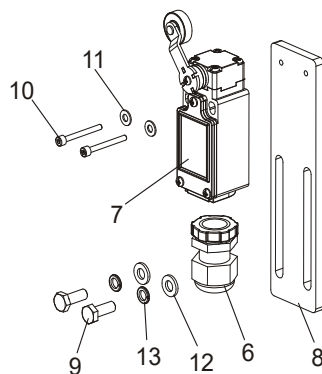
REF.	DESCRIPTION (◆ Indicates Parts Available In Assemblies Only)	PART #	QTY
	MOTOR W/MOUNT BRACKET, AC UP/DOWN	090493	1
1	AC Motor, 2 gear STKg90 6/4L2 IMB14/162	086530	1
2	Pulley, AC Motor	090497-1	1
3	Screw, M8x8-33H Hex Socket Set Flat Point Zinc	F81014-1	1
4	V-Belt, HA-670	091328	1
5	Washer, 6.4 Zinc Flat	F81053-1	2
6	Bolt, Special Zinc	088962-1	2
7	Washer, 8.4 Zinc Flat	F81054-1	8
8	Nut, M8-8-B Hex Nylon Zinc Lock	F81032-2	4
9	Bolt, M8X25-8.8-B Hex Head Full Thread Zinc	F81002-5	2
10	Bolt, M6x60-8.8 Hex Head Full Thread Zinc	F81001-9	2
	GEAR BOX ASSEMBLY, UP/DOWN DRIVE	091310	1
11	Gear Box, R80/64/WBS/D1,N+S,V5	097701	1
12	Output Shaft w/Sprocket, Up/Down Drive	517320-1	1
13	Bearing Assembly, UCP205 CX	088468	1
14	Key, A10x8x45 Parallel	091312	1
15	Ring, Outside Retaining Z38	F81090-26	1
16	PULLEY, UP/DOWN GEAR PAINTED	091308-1	1
17	SCREW, M8X8-33H HEX SOCKET SET FLAT POINT ZINC	F81014-1	1
18	BOLT, M12 X 40-8.8 HEX HEAD ZINC	F81004-1	1

19	BRACKET, AC UP/DOWN MOTOR MOUNT	090494-1	1	
20	WASHER 8.2 SPLIT LOCK ZINC	F81054-4	4	
21	BOLT, M8 X 20-8.8-B HEX HEAD FULL THREAD ZINC	F81002-4	4	
22	BOLT, M10x35-8.8 HEX HEAD FULL THREAD ZINC	F81003-17	4	
23	WASHER, 10.5 PN-82/M-82021 ZINC	F81055-4	8	
24	NUT, M10-8-B NYLON HEX ZINC LOCK	F81033-1	4	

6.5 Safety Switches



600045B

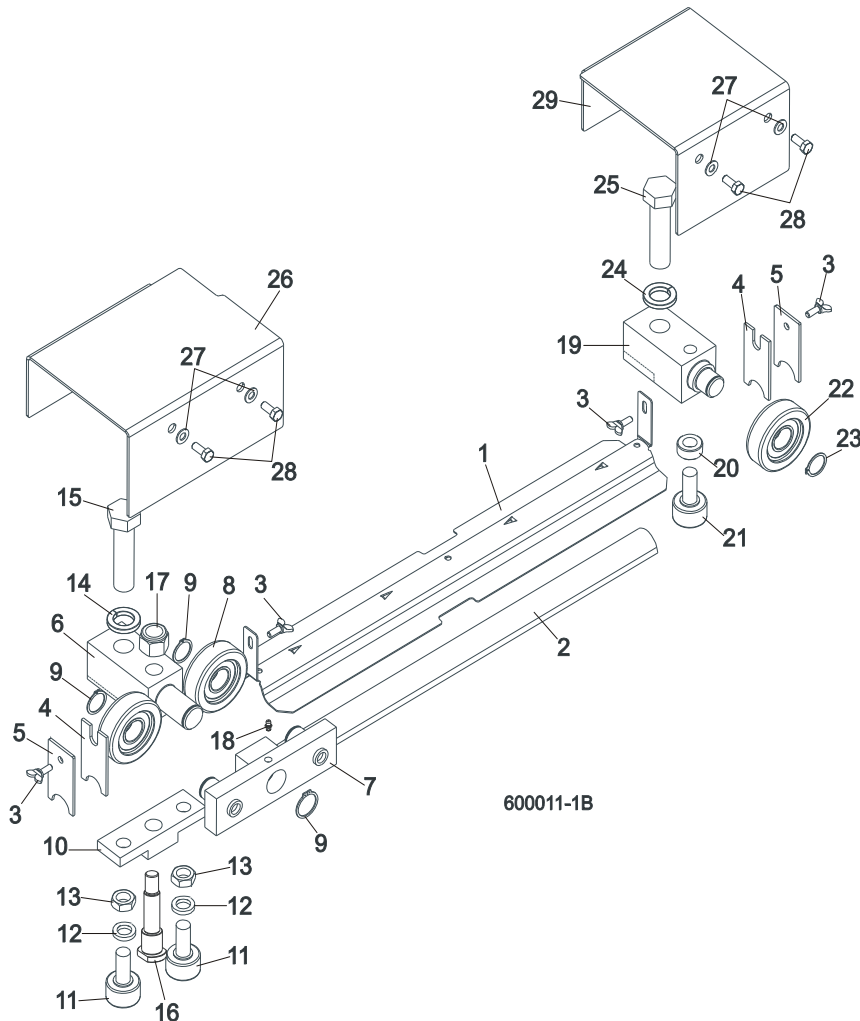


REF.	DESCRIPTION (◆ Indicates Parts Available In Assemblies Only)	PART #	QTY
1	SWITCH, GLCB01A2B SAFETY	086469	2
2	GLAND, ST PG 13.5 GREY CABLE	086524	2
3	SUPPORT, POWER CORD BRACKET	090460-1 ¹	1
4	WASHER, 4.3 FLAT ZINC	F81051-2	4
5	SCREW, M4x35-8.8 HEX SOCKET HEAD CAP ZINC	F81011-34	4
	SWITCH ASSEMBLY, LT70 SAFETY LOWER	505711	1
6	GLAND, ST PG 13.5 GREY CABLE	086524	1
7	SWITCH, FA138 Z11LIMIT	100931	1
8	BAR, LIMIT SWITCH MOUNT	505125-1	1
9	BOLT, M6 x 16 8.8 HEX HEAD FULL THREAD ZINC	F81001-15	2
10	SCREW, M3X30 8.8 HEX SOCKET HEAD CAP ZINC	F81011-38	2
11	WASHER 4.3 FLAT ZINC	F81051-2	2
12	WASHER, 6.4 FLAT ZINC	F81053-1	2
13	WASHER, Z6.1 SPLIT LOCK ZINC	F81053-3	2

¹ LT70DC version only

SECTION 7 FEED SYSTEM & TRACK ROLLERS

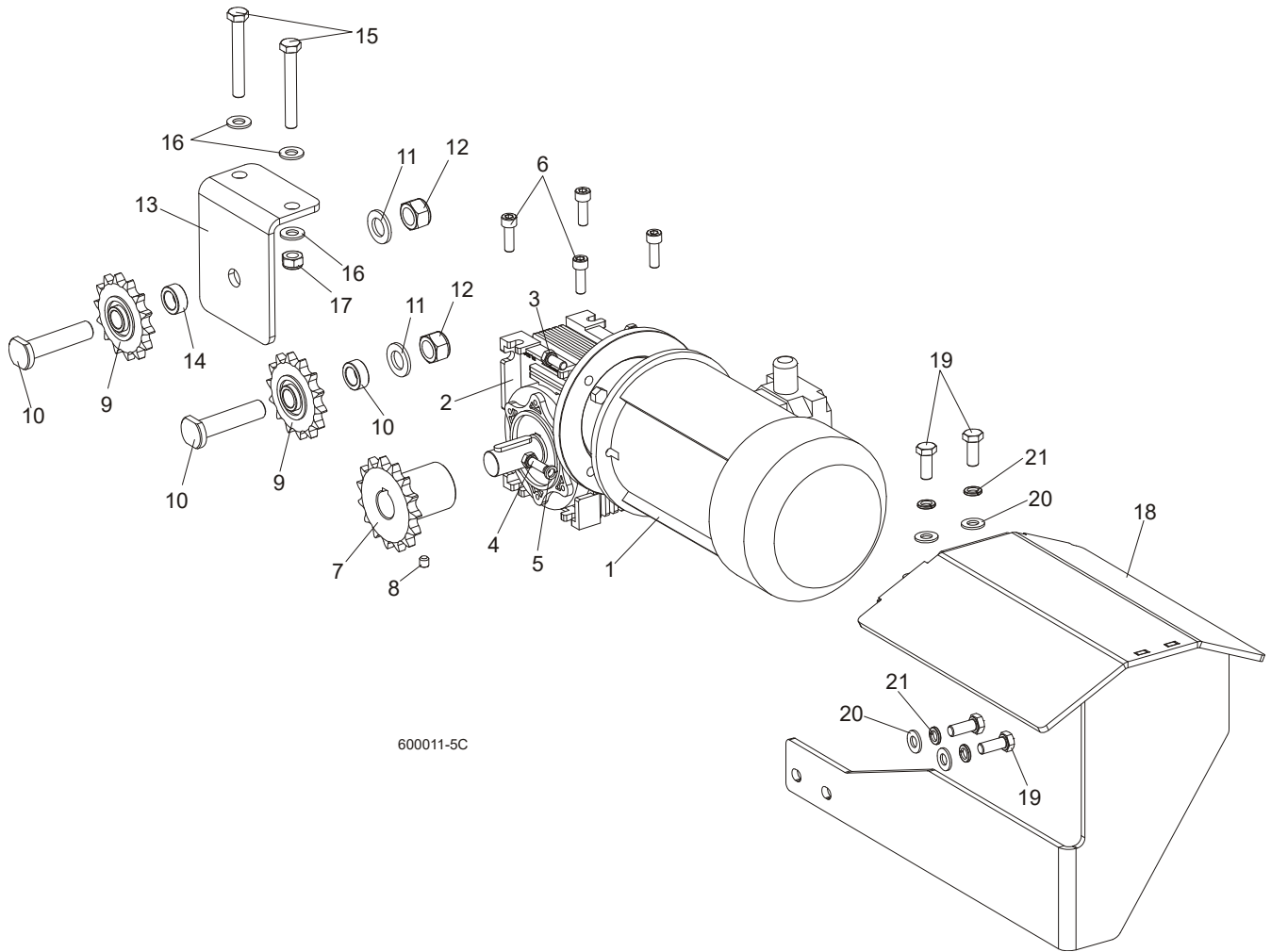
7.1 Upper Track Rollers And Wipers



REF.	DESCRIPTION (◆ Indicates Parts Available In Assemblies Only)	PART #	QTY
1	COVER, LT40/70 MIDDLE TRACK - SERVICE	092868-S	1
	Cover, LT40/70 Middle Track	092868-1	1
2	Strip, 3/16 X 2 X 23 Felt	S09915	1
3	SCREW, M6X20 DIN 316 WING	F81001-58	4
4	WIPER, TOP RAIL	M04113	2
5	PLATE, TRACK WIPER	088559-1	2
	ROLLER ASSEMBLY, UPPER TANDEM TRACK	088530	1
6	Block, Tandem Roller Mount	088532	1
7	Block Assembly, Tandem Roller	088535	1
8	Bearing, CBK-468 Rolling	088433	2
9	Ring, Z30 Spring Retaining	F81090-23	2
10	Block, Cam Follower Mount	088520	1
11	Bearing, Cam Follower (McGill)	012797	2
12	Washer, 16.3 Split Zinc Lock	F81058-2	2
13	Nut, 5/8"-18 Zinc	F05010-11	2
14	Washer, Z24.5 Split Zinc Lock	F81061-4	1

15	Bolt, M24 x 2 x 90-8.8 Hex Head Full Thread Zinc	F81009-2	1	
16	Pin, Cam Follower Mount	088531	1	
17	Nut, M16-8 Hex Nylon Zinc Lock	F81036-2	1	
18	Fitting, M6 Straight Grease	086280	1	
	ROLLER ASSEMBLY, REAR UPPER TRACK	088529	1	
19	Block, Rear Upper Roller Mount	088528	1	
20	Spacer, Cam Follower	088536	1	
21	Bearing, Cam Follower (McGill)	012797	1	
22	Roller, CBK-468	088433	1	
23	Ring, Z30 Spring Retaining	F81090-23	1	
24	Washer, Z24.5 Split Zinc Lock	F81061-4	1	
25	Bolt, M24x2x90-8.8 Hex Head Full Thread Zinc	F81009-2	1	
26	COVER, TANDEM ROLLER	088526-1	1	
27	WASHER, 6.4 ZINC FLAT	F81053-1	4	
28	BOLT, M6X16 8.8 HEX HEAD FULL THREAD ZINC	F81001-15	4	
29	COVER, REAR UPPER ROLLER	088527-1	1	

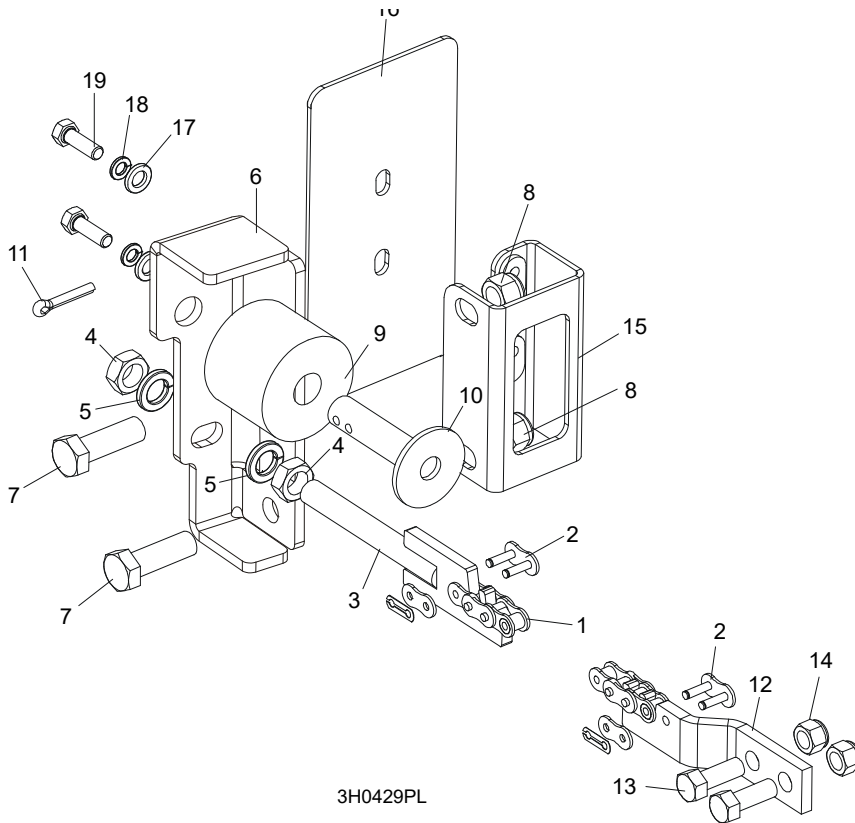
7.2 Power Feed Assembly



REF.	DESCRIPTION (◆ Indicates Parts Available In Assemblies Only)	PART #	QTY
	MOTOREDUCER, MR-50/7.5/1.1-1380/K3/B8	100936	1
1	MOTOR, 1.1KW AC ELECTRIC	090104	1
2	MOTOREDUCER, MR-50/7.5/DO SILN/K3,N+S,B8	100935	1
3	BOLT, M8x20-8.8-B HEX HEAD FULL THREAD ZINC	F81002-4	2
4	BOLT, M8x25-8.8-B HEX HEAD FULL THREAD	F81002-5	2
5	WASHER, 8.2 SPLIT LOCK ZINC	F81054-4	2
6	SCREW, M8x25 -8.8 HEX SOCKET HEAD CAP	F81002-21	4
7	SPROCKET, 10B Z15 ZINC	088541-1	1
8	SCREW, M8x8-33H HEX SOCKET SET FLAT POINT ZINC	F81014-1	2
9	SPROCKET, KSR 16.L0.10.10.14.08 W/BEARING	088867	2
10	PIN, ZINC SPROCKET MOUNT	088994-1	2
11	WASHER, 17 ZINC FLAT	F81058-1	2
12	NUT, M16-8 HEX NYLON ZINC LOCK	F81036-2	2
13	BRACKET, POWER FEED SPROCKET MOUNT	088507-1	1
14	SPACER, POWER FEED SPROCKET	088550-1	1
15	BOLT, M10x75-8.8 HEX HEAD ZINC	F81003-15	2
16	WASHER, 10.5 ZINC FLAT	F81055-1	4

17	NUT, M10-8-B HEX NYLON ZINC LOCK	F81033-1	2	
	GUARD, LT70AC POWER FEED MOTOR COMPLETE	504651	1	
18	GUARD, LT70AC POWER FEED MOTOR	504652-1	1	
19	BOLT, M10x25-8.8 HEX HEAD FULL THREAD ZINC	F81003-11	4	
20	WASHER, 10.5 ZINC FLAT	F81055-1	4	
21	WASHER,10.2 SPLIT LOCK ZINC	F81055-2	4	

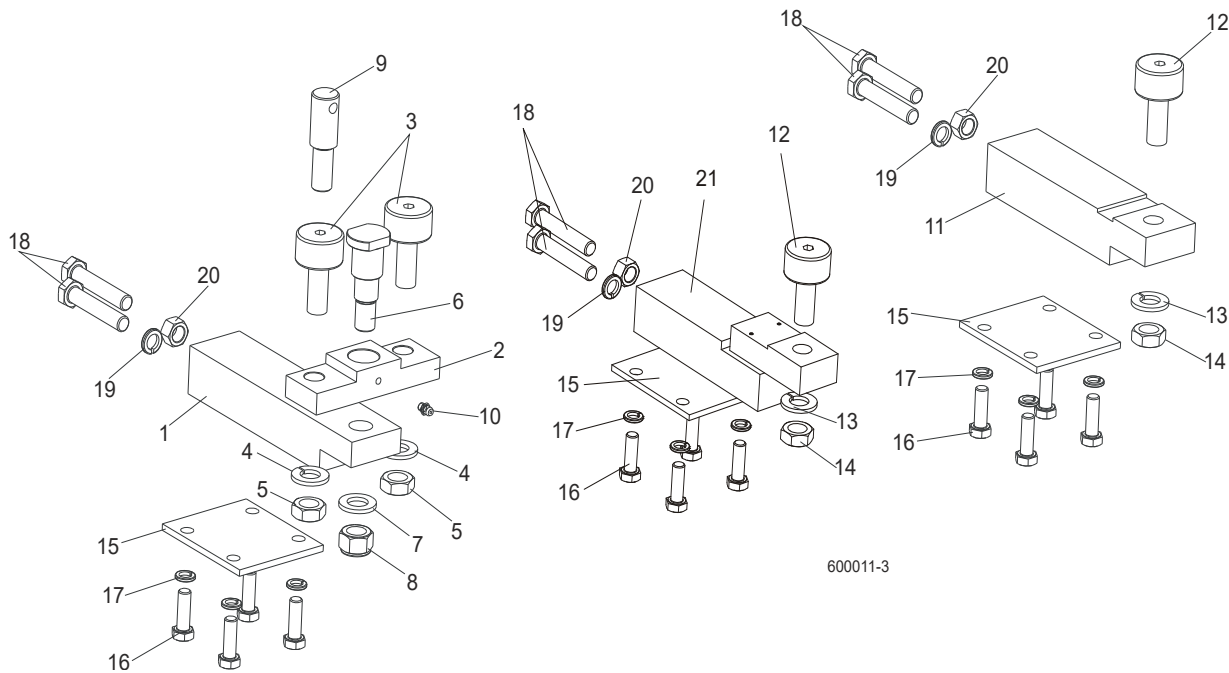
7.3 Feed Chain/Stop, LT70 S/M



3H0429PL

REF.	DESCRIPTION (◆ Indicates Parts Available In Assemblies Only)	PART #	QTY
1	CHAIN, 10B-1-375 (5.95M) LT70S FEED	090427	1
	CHAIN, 10B-1-457 (7.25M) LT70M FEED	090370	1
	CHAIN, 10B-1 (0,9M)	506516	1
2	LINK, 10B-1Pz MASTER	088671	2
3	TENSIONER WELDMENT, POWER FEED CHAIN ZINC-PLATED	086818-1	1
4	NUT, M12-5 HEX JAM	F81034-4	2
5	WASHER, 12.2 SPLIT LOCK	F81056-2	2
6	BRACKET, FEED CHAIN REAR MOUNT	087628-1	1
7	BOLT, M12x40-8.8 HEX HEAD FULL THREAD ZINC	F81004-4	2
8	NUT, M12-8 HEX NYLON LOCK	F81034-2	2
	STOP KIT, RUBBER CARRIAGE	K09630	2
9	Stop, Rubber Carriage	P12165	1
10	Pin, Rubber Carriage Stop	W09293	1
11	Pin, 3/16" X 1" Cotter	F05012-21	1
12	BRACKET, FRONT FEED CHAIN MOUNT	015008	1
13	BOLT, 3/8-16 X 1" HEX HEAD	F05007-7	2
14	NUT, 3/8-16 HEX NYLON LOCK	F05010-10	2
15	BRACKET WELDMENT, REAR MAIN TUBE COVER MOUNT	087105-1	1
16	COVER, REAR MAIN TUBE	015023	1
17	WASHER, 8.4 FLAT	F81054-1	2
18	WASHER, 8.2 SPLIT LOCK	F81054-4	2
19	BOLT, 5/16-18 X 1" HEX HEAD	F05006-1	2

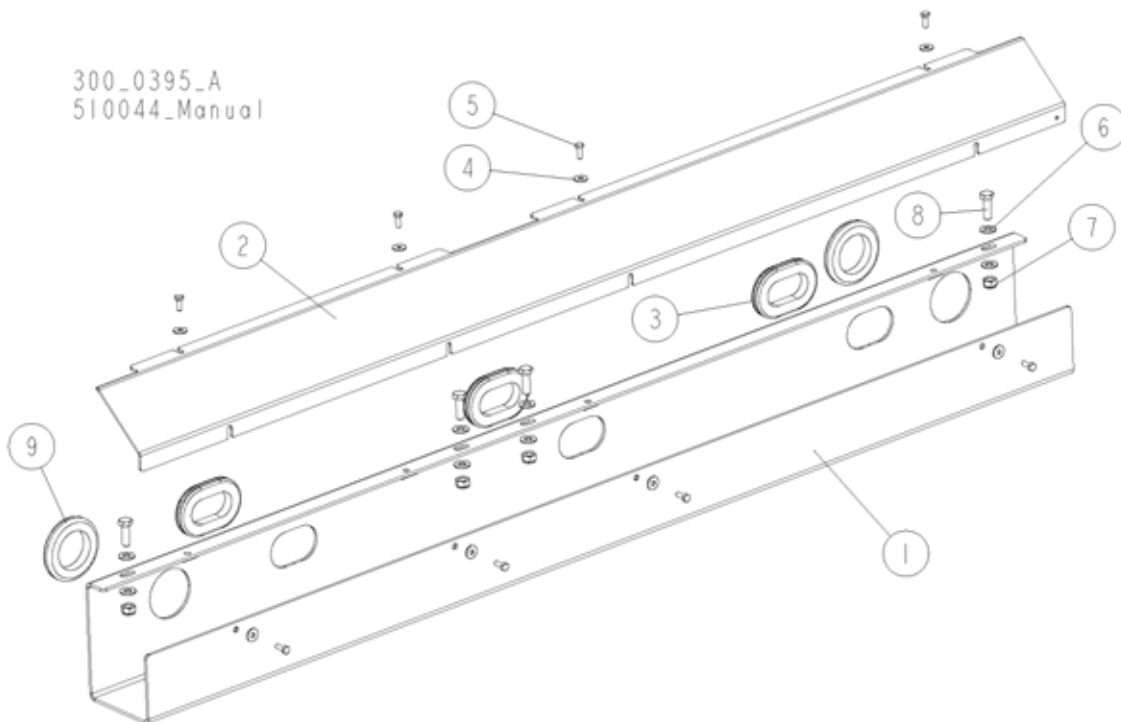
7.4 Lower Track Rollers



REF.	DESCRIPTION (◆ Indicates Parts Available In Assemblies Only)	PART #	QTY
	BLOCK ASSEMBLY, VERTICAL MAST ALIGNMENT DOUBLE	088523	1
1	Block, Vertical Mast Alignment Double	088517	1
2	Block, Cam Follower Mount	088520	1
3	Bearing, Cam Follower (McGill)	012797	2
4	Washer, 16.3 Split Zinc Lock	F81058-2	2
5	Nut, 5/8"-18 Zinc	F05010-11	2
6	Pin, Cam Follower Mount	088521	1
7	Washer, 17 Zinc Flat	F81058-1	1
8	Nut, M16-8 Hex Nylon Zinc Lock	F81036-2	1
9	Pin, Safety Lock	088519	1
10	Fitting, M6 Straight Grease	086280	1
	BLOCK ASSEMBLY, VERTICAL MAST ALIGNMENT SINGLE	088524	1
11	Block, Vertical Mast Alignment Single	088518	1
12	Bearing, Cam Follower (McGill)	012797	1
13	Washer, 16.3 Split Zinc Lock	F81058-2	1
14	Nut, 5/8"-18 Zinc	F05010-11	1
15	PLATE, LOWER TRACK ROLLER RETAINER	088516	3
16	BOLT, M10X30-5.8 HEX HEAD FULL THREAD ZINC	F81003-2	12
17	WASHER, 10.2 SPLIT ZINC LOCK	F81055-2	12
18	BOLT, M12X1.25X65-8.8 HEX HEAD FULL THREAD ZINC	F81004-40	6
19	WASHER, Z12.2 SPLIT ZINC LOCK	F81056-2	3
20	NUT, M12X1.25-8 ZINC HEX	F81034-8	3
21	BLOCK WELDMENT, LOWER TRACK ROLLER MOUNT	091425	1

SECTION 8 BED FRAME ASSEMBLY

8.1 Front Hydraulic Hose Duct

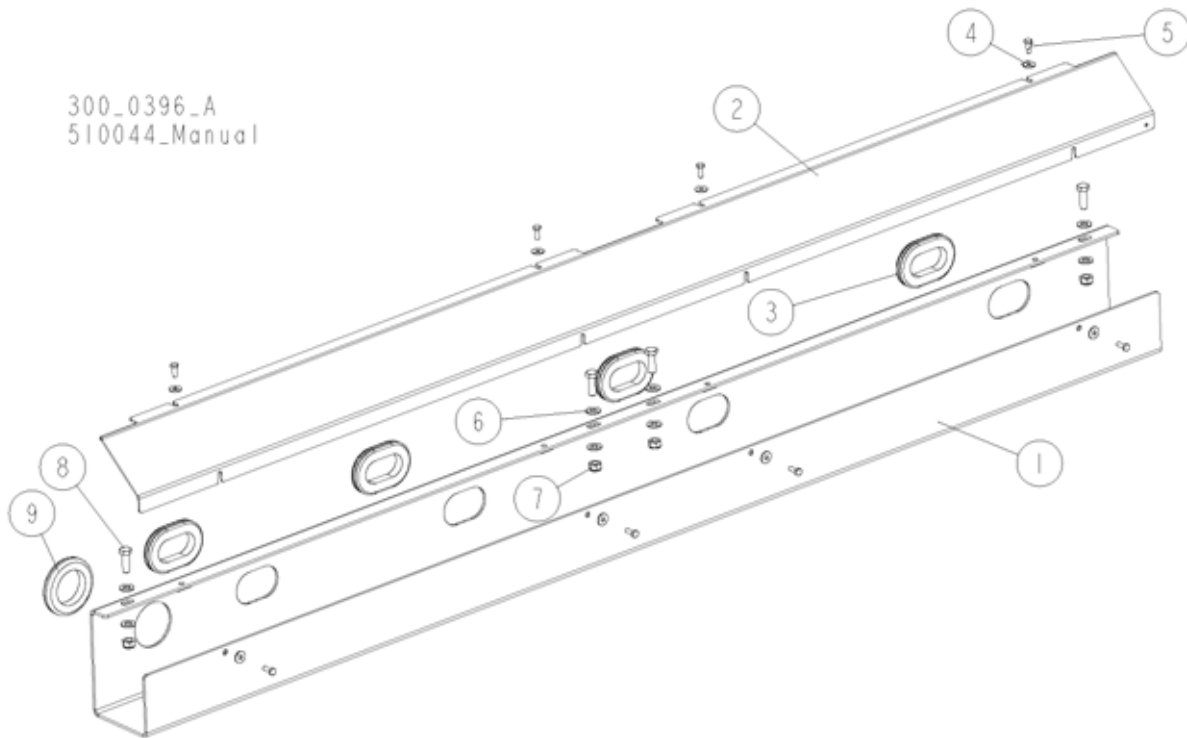


REF.	DESCRIPTION (◆ indicates parts available in assemblies only)	PART NO.	QTY
	DUCT, FRONT HYDRAULIC HOSE - COMPLETE	510240	1
1	DUCT WELDMENT, FRONT HYDRAULIC HOSE	510237-1	1
2	COVER, FRONT HYDRAULIC HOSE DUCT	510239-1	1
3	GROMMET, 70x36x4 RUBBER	089532	3
4	WASHER, 6.5 SPECIAL FLAT ZINC	F81053-11	8
5	BOLT, M6x16 8.8 HEX HEAD FULL THREAD ZINC	F81001-15	8
6	WASHER, 10.5 FLAT ZINC	F81055-1	8
7	NUT, M10-8-B HEX NYLON ZINC LOCK	F81033-1	4
8	BOLT, M10x30-5.8 HEX HEAD FULL THREAD ZINC	F81003-2	4
9	GROMMET, 55mm DIA. RUBBER	085614	2

8 BED FRAME ASSEMBLY

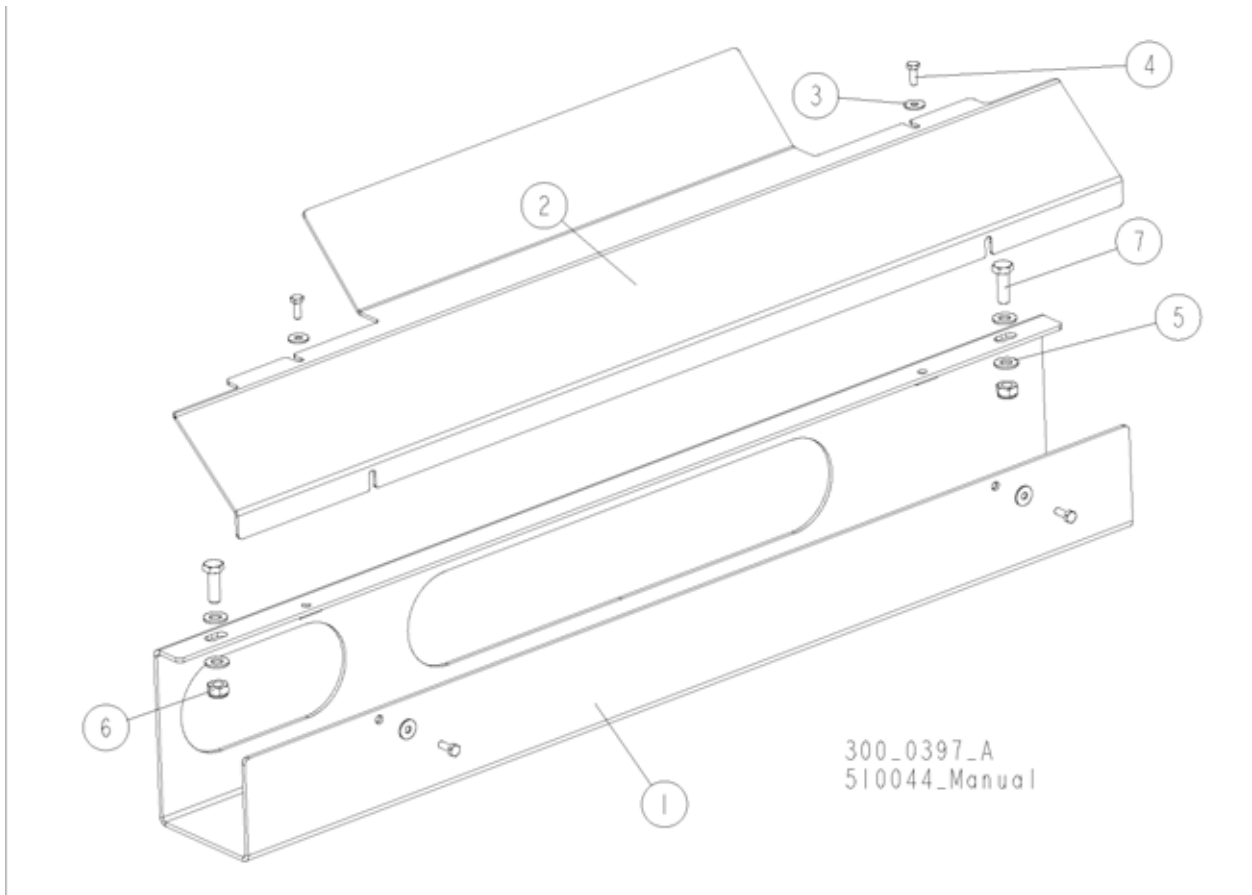
Middle Hydraulic Hose Duct

8.2 Middle Hydraulic Hose Duct



REF.	DESCRIPTION (◆ indicates parts available in assemblies only)	PART NO.	QTY
	DUCT, MIDDLE HYDRAULIC HOSE - COMPLETE	510235	1
1	DUCT, MIDDLE HYDRAULIC HOSE	510234-1	1
2	COVER, MIDDLE HYDRAULIC HOSE DUCT	510238-1	1
3	GROMMET, 70x36x4 RUBBER	089532	4
4	WASHER, 6.5 SPECIAL FLAT ZINC	F81053-11	8
5	BOLT, M6x16 8.8 HEX HEAD FULL THREAD ZINC	F81001-15	8
6	WASHER, 10.5 FLAT ZINC	F81055-1	8
7	NUT, M10-8-B HEX NYLON ZINC LOCK	F81033-1	4
8	BOLT, M10x30-5.8 HEX HEAD FULL THREAD ZINC	F81003-2	4
9	GROMMET, 55mm DIA. ROUND RUBBER	085614	1

8.3 Rear Hydraulic Hose Duct

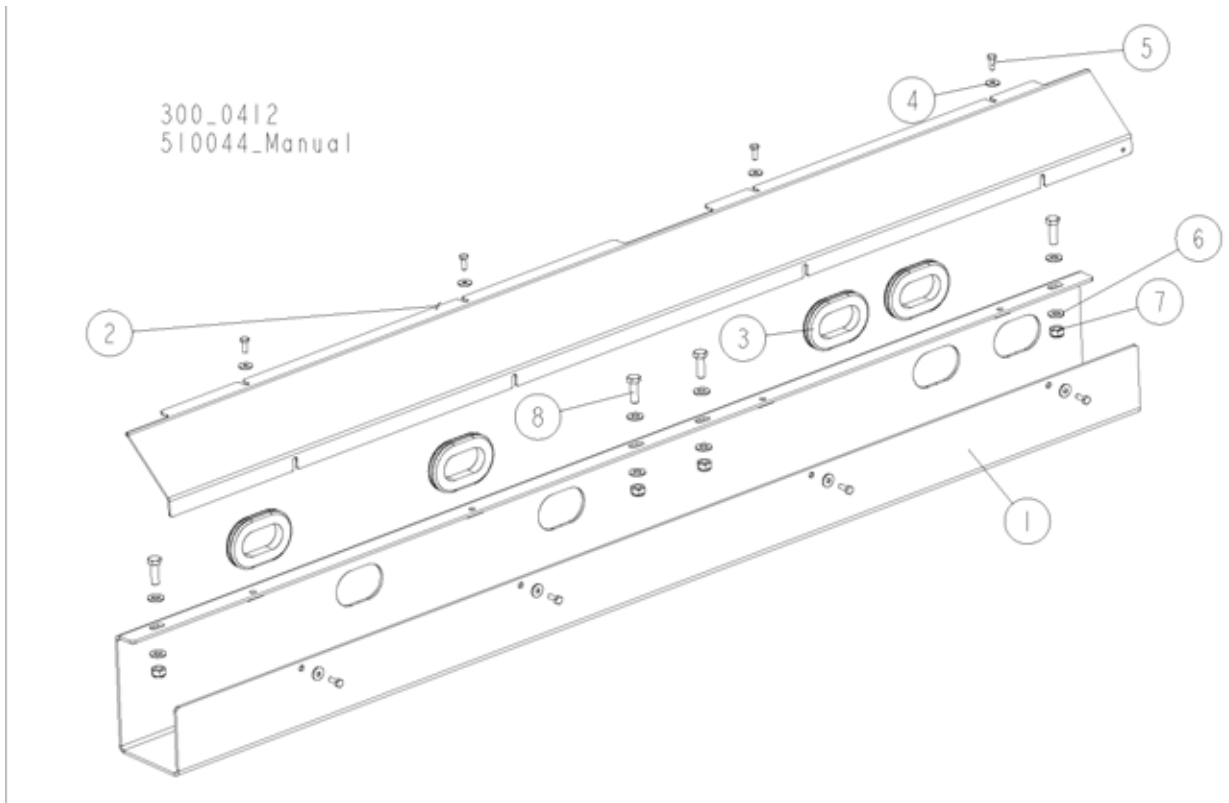


REF.	DESCRIPTION (◆ indicates parts available in assemblies only)	PART NO.	QTY
	DUCT, REAR HYDRAULIC HOSE - COMPLETE	510510	1
1	DUCT WELDMENT, REAR HYDRAULIC HOSE	510509-1	1
2	COVER, REAR HYDRAULIC HOSE DUCT	510511-1	1
3	WASHER, 6.5 SPECIAL FLAT ZINC	F81053-11	4
4	BOLT, M6x16 8.8 HEX HEAD FULL THREAD ZINC	F81001-15	4
5	WASHER, 10.5 FLAT ZINC	F81055-1	4
6	NUT, M10-8-B HEX NYLON ZINC LOCK	F81033-1	2
7	BOLT, M10x30-5.8 HEX HEAD FULL THREAD ZINC	F81003-2	2

8 BED FRAME ASSEMBLY

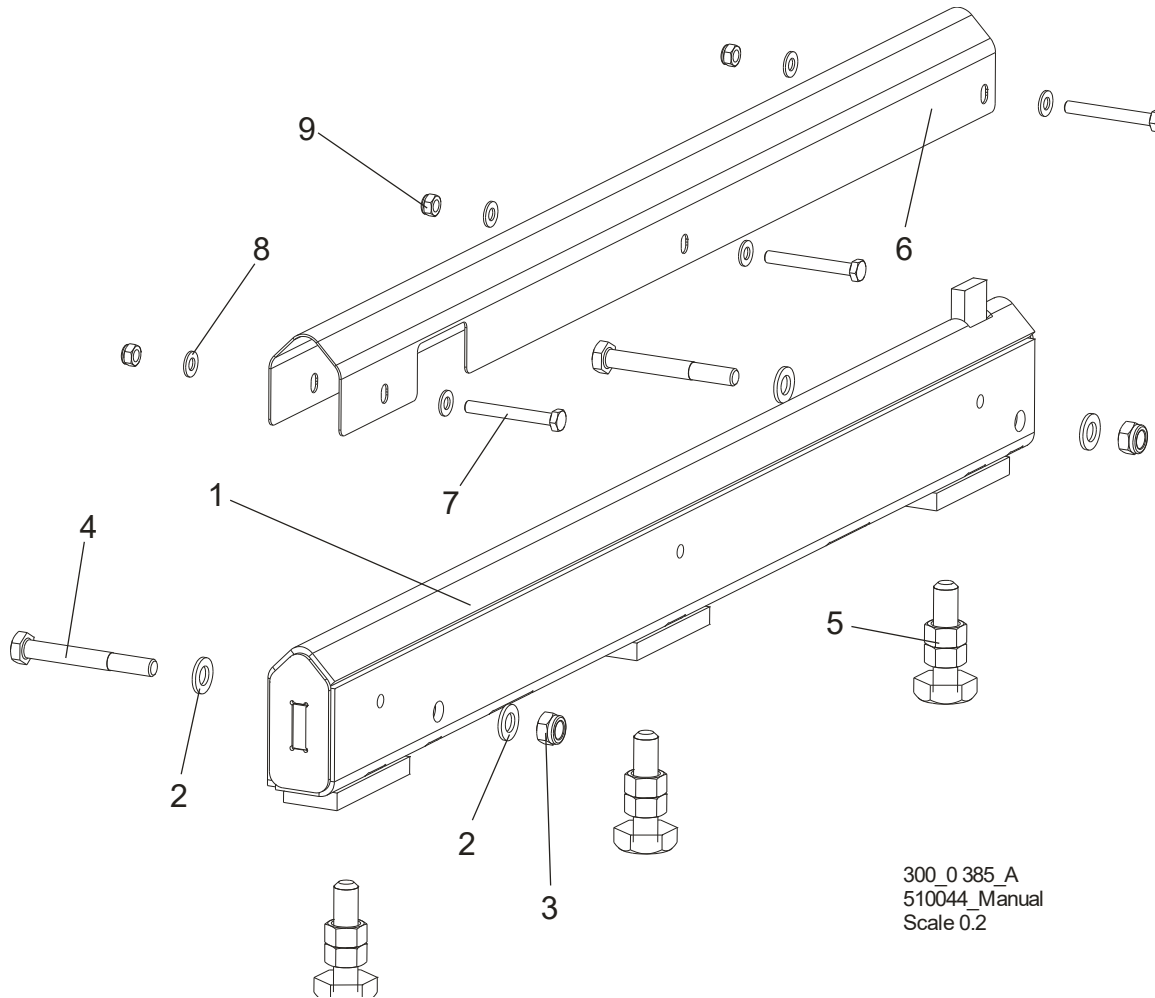
Front Hydraulic Hose Duct

8.4 Front Hydraulic Hose Duct



REF.	DESCRIPTION (◆ indicates parts available in assemblies only)	PART NO.	QTY
	DUCT, FRONT HYDRAULIC HOSE - COMPLETE	519000	1
1	DUCT WELDMENT, FRONT HYDRAULIC HOSE	519003-1	1
2	COVER, FRONT HYDRAULIC HOSE DUCT	519001-1	1
3	GROMMET, RUBBER	089532	4
4	WASHER, 6.5 SPECIAL FLAT ZINC	F81053-11	8
5	BOLT, M6X16-8.8 HEX HEAD FULL THREAD ZINC	F81001-15	8
6	WASHER, 10.5 FLAT ZINC	F81055-1	8
7	NUT, M10-8-B HEX NYLON ZINC LOCK	F81033-1	4
8	BOLT, M10X30 5.8 HEX HEAD FULL THREAD ZINC	F81003-2	4

8.5 Bed Rails



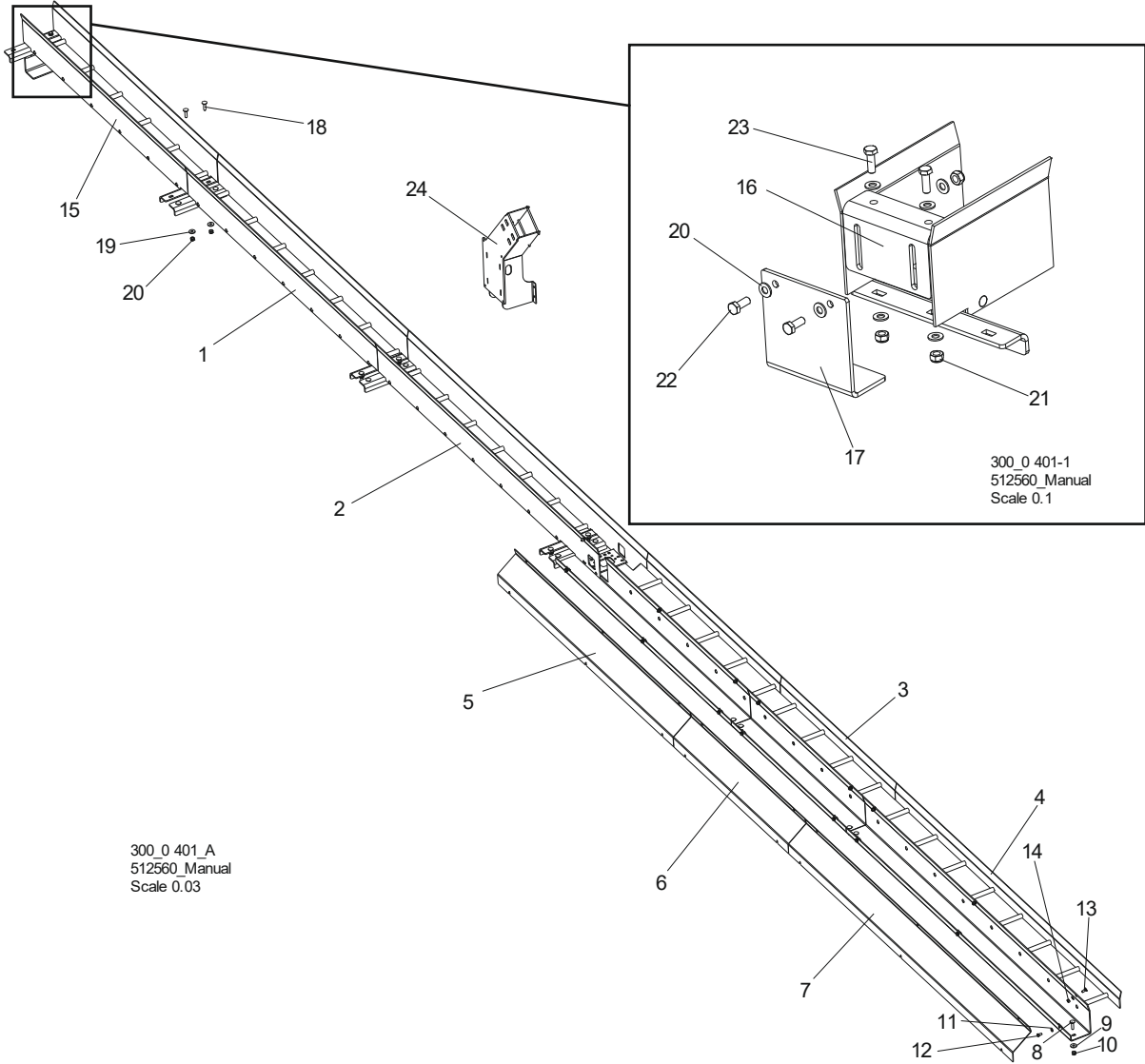
300_0 385_A
510044_Manual
Scale 0.2

REF.	DESCRIPTION (◆ indicates parts available in assemblies only)	PART NO.	QTY/ALL
1	RAIL, WM4000 BED - ADJUSTABLE (SPECIAL)	509320	1
2	WASHER, 13 FLAT ZINC	F81056-1	4
3	NUT, M12-8 HEX NYLON ZINC LOCK	F81034-2	2
4	BOLT, M8x65-5.8 HEX HEAD ZINC	F81004-29	2
5	M16 BOLT & 2 NUTS	093710	3
6	COVER, WM3500 BED RAIL	509850	1/7
7	BOLT, M8x65 8.8 HEX HEAD FULL THREAD ZINC	F81002-9	3/21
8	WASHER, 8.4 FLAT ZINC	F81054-1	6/42
9	NUT, M8-8-B HEX NYLON ZINC LOCK	F81032-2	3/21

8 BED FRAME ASSEMBLY

Wireway Kit (Option w/o Pantograph)

8.6 Wireway Kit (Option w/o Pantograph)



REF.	DESCRIPTION (◆ indicates parts available in assemblies only)	PART NO.	QTY
	WIREWAY KIT WM3500-HD WITH CE HOSE DUCT - COMPLETE	513926	1
	WIREWAY KIT, WM4000 - COMPLETE	510515	1
	WIREWAY KIT, WM4000	510520	1
1	WIREWAY WELDMENT, WM4000	510518-1	1
2	WIREWAY WELDMENT, WM4000 (1)	510521-1	1
3	WIREWAY WELDMENT, WM4000 (2)	510542-1	1
4	WIREWAY WELDMENT, WM4000	510546-1	1
5	COVER, WIREWAY (1)	510545-1	1
6	COVER, WIREWAY (2)	510549-1	1
7	COVER, WIREWAY (3)	510550-1	1

BED FRAME ASSEMBLY

Wireway Kit (Option w/o Pantograph)

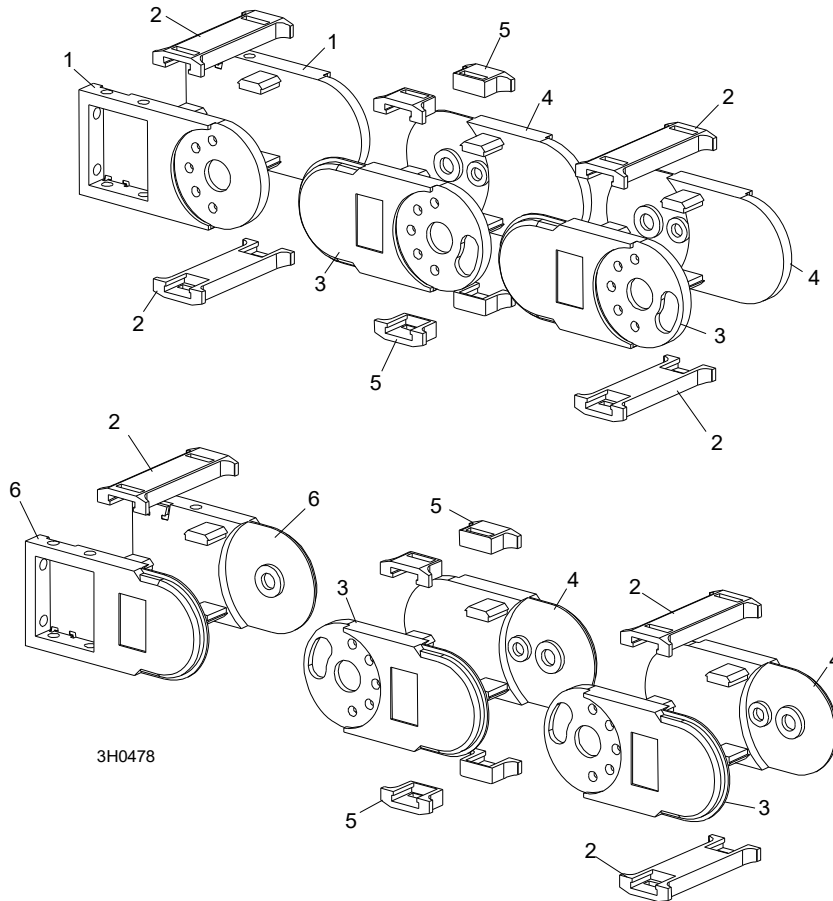
8

8	BOLT, M10x40-8.8 CARRIAGE ZINC	F81003-40	15	
9	WASHER, 10.5 SPECIAL FLAT ZINC	F81055-6	15	
10	NUT, M10-8-B HEX NYLON ZINC LOCK	F81033-1	15	
11	WASHER, 8.4 FLAT ZINC	F81054-1	16	
12	BOLT, M8x16-8.8-B HEX HEAD FULL THREAD ZINC	F81002-20	8	
13	BOLT, M8x20-8.8 CARRIAGE ZINC	F81002-11	8	
14	NUT, M8-8-B HEX ZINC	F81032-1	8	
	COMPLETE REAR WIREWAY	511276	1	
15	WIREWAY, WM4000 REAR	511274-1	1	
16	BRACKET, LT70/300 WIREWAY SUPPORT ADJUSTMENT	099793-1	1	
17	SUPPORT, REAR WIREWAY	510517-1	1	
18	BOLT, M10x40-8.8 CARRIAGE ZINC	F81003-40	2	
19	WASHER, 10.5 SPECIAL FLAT ZINC	F81055-6	2	
20	WASHER, 10.5 FLAT ZINC	F81055-1	8	
21	NUT, M10-8-B HEX NYLON ZINC LOCK	F81033-1	6	
22	BOLT, M10x25-8.8 HEX HEAD FULL THREAD ZINC	F81003-11	2	
23	BOLT, M10x30-5.8 HEX HEAD FULL THREAD ZINC	F81003-2	2	
24	BRACKET, WIREWAY	503061-1	1	

8 BED FRAME ASSEMBLY

Cable Carrier

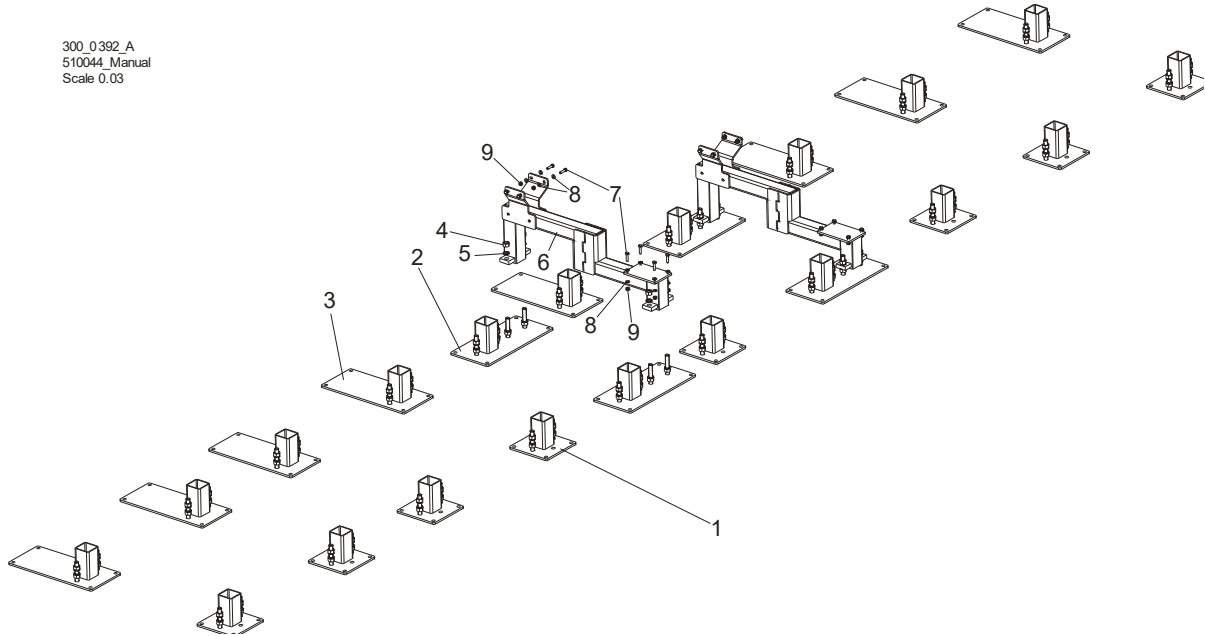
8.7 Cable Carrier



REF.	DESCRIPTION (◆ indicates parts available in assemblies only)	PART NO.	QTY
	CARRIER, LT70/300 CABLE	094389	1
1	Link, Nylon Chain Top Mount (4040/4040B)	023612-3	2
2	Brace, Nylon Chain Long (4040/4040B)	023612-4	68
3	Link, Nylon Chain Right Side (4040AA)	036219	66
4	Link, Nylon Chain Left Side (4040AA)	036220	66
5	Brace, Nylon Chain Short (4040/4040B)	023612-5	136
6	Link, Nylon Chain Bottom Mount (4040/4040B)	023612-9	2

8.8 Stationary Leg Feet

300_0392_A
 510044_Manual
 Scale 0.03

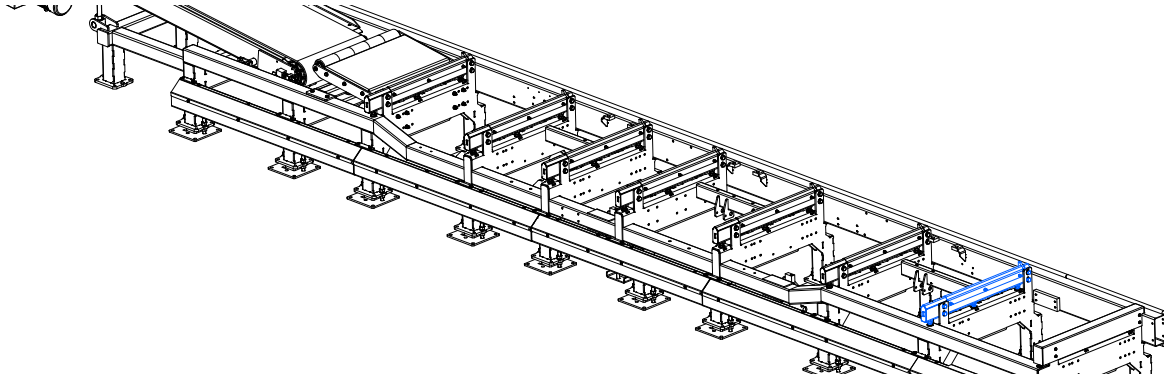


REF.	DESCRIPTION (◆ indicates parts available in assemblies only)	PART NO.	QTY
	FRAME LEG FOOT KIT, WM4000	511740	1
1	FOOT WELDMENT, FRAME LEG - ADJUSTABLE	510897-1	8
2	FOOT, WM4000 FRAME LEG (CHAIN TURNER)	510016-1	4
3	FOOT WELDMENT, WM4000 ADJUSTABLE	510910-1	8
4	NUT, M20-8 HEX ZINC	F81037-1	96
5	WASHER, 20.5 SPLIT LOCK ZINC	F81059-1	96
6	TUBE WELDMENT, CHAIN TURNER SUPPORT CONNECTION	510025-1	2
7	BOLT, M10x40-8.8 HEX HEAD FULL THREAD ZINC	F81003-16	16
8	WASHER, 10.5 FLAT ZINC	F81055-1	32
9	NUT, M10-8-B HEX NYLON ZINC LOCK	F81033-1	16

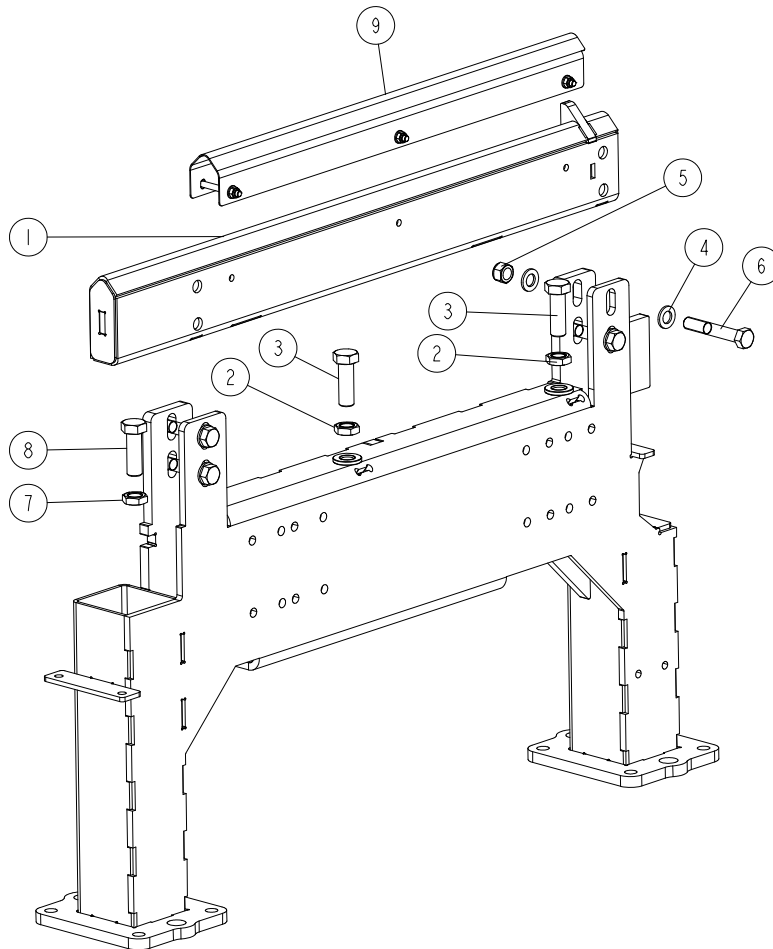
8 BED FRAME ASSEMBLY

Bed Rail w/Cover

8.9 Bed Rail w/Cover



532225_002-1
532225_MANUAL



REF.	DESCRIPTION (◆ indicates parts available in assemblies only)	PART NO.	QTY
1	RAIL, WM4000 BED	525555	1
2	NUT, M20 FE/ZN5 ISO 4035 THIN	F81037-9	2

BED FRAME ASSEMBLY

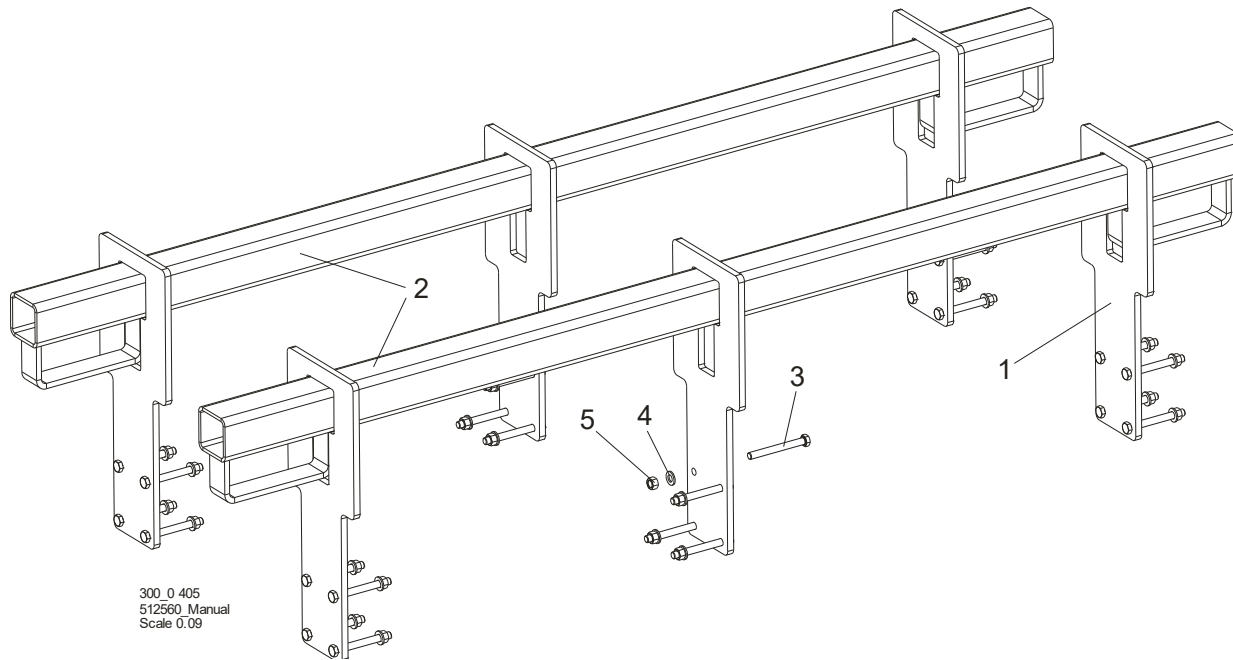
Bed Rail w/Cover

8

REF.	DESCRIPTION (◆ indicates parts available in assemblies only)	PART NO.	QTY	
3	BOLT, M20X60 8.8 HEX HEAD FULL THREAD ZINC	F81007-5	2	
4	WASHER, 17 SPLIT LOCK ZINC	F81058-1	8	
5	NUT, M16-8 HEX NYLON ZINC LOCK	F81036-2	4	
6	BOLT, M16X100-8.8 HEX HEAD ZINC	F81006-60	4	
7	NUT, M20 FE/ZN5 ISO 4035 THIN	F81037-9	1	
8	BOLT, M20X60 8.8 HEX HJEAD FULL THREAD ZINC	F81007-5	1	
9	COVER, WM4000 BED RAIL - COMPLETE See Section 8.11	525563	1	

8 **BED FRAME ASSEMBLY**
WM4000 Transport Bracket

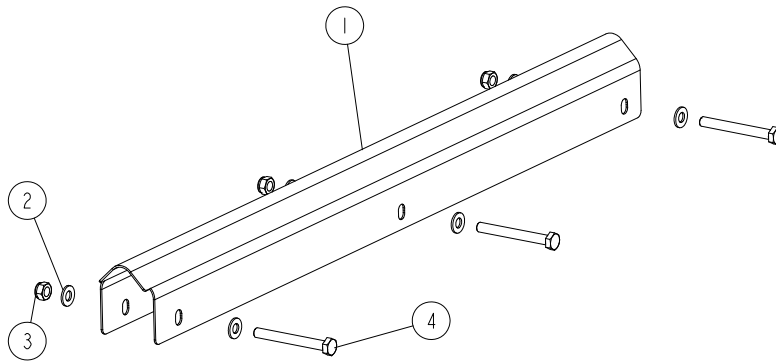
8.10 WM4000 Transport Bracket



REF.	DESCRIPTION (◆ indicates parts available in assemblies only)	PART NO.	QTY
	BRACKET, WM4000 TRANSPORT - COMPLETE	510880	1
1	PLATE, WM4000 TRANSPORT BRACKET	510877-1	6
2	TUBE WELDMENT, TRANSPORT BRACKET	510879-1	6
3	BOLT, M12x110-8.8-B HEX HEAD ZINC	F81004-47	24
4	WASHER, 13 FLAT ZINC	F81056-1	24
5	NUT, M12-8-B HEX ZINC	F81034-1	24

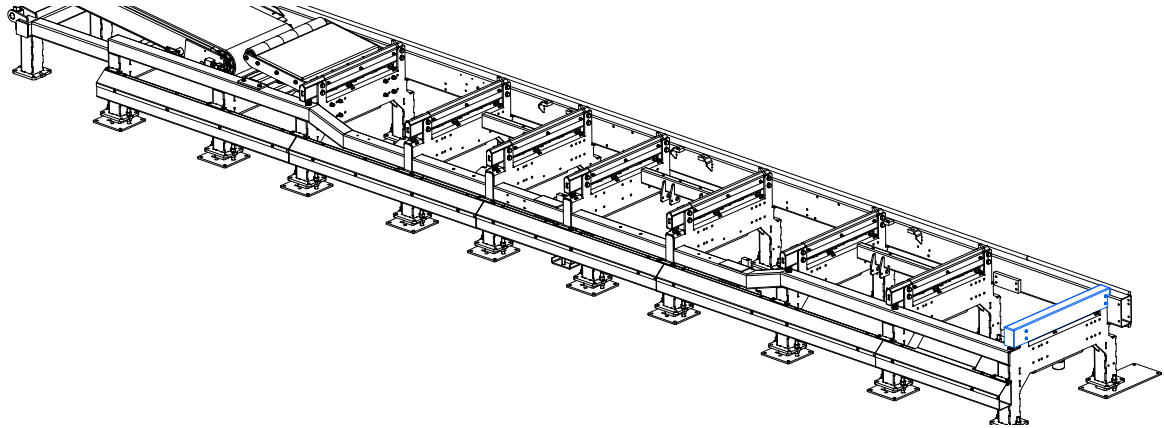
8.11 Bed Rail Cover (Part No. 525563)

525563_001
525563_MANUAL

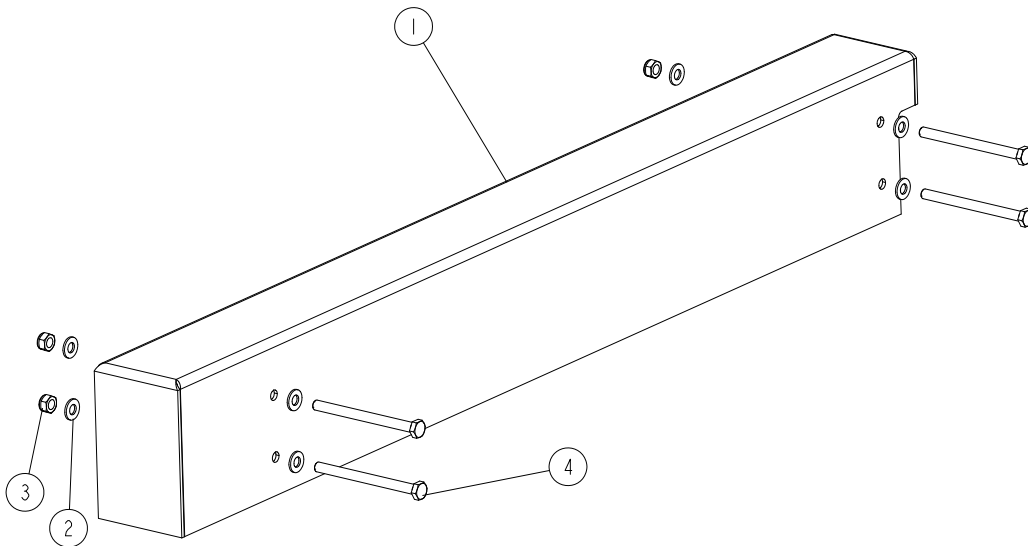


REF.	DESCRIPTION (* indicates parts available in assemblies only)	PART NO.	QTY
-	COVER, WM4000 BED RAIL - COMPLETE	525563	1
1	COVER, WM4000 BED RAIL	525561	1
2	WASHER, 8.4 FLAT ZINC	F81054-1	6
3	NUT, M8-8-B HEX NYLON ZINC LOCK	F81032-2	3
4	BOLT, M8X70-8.8 HEX HEAD ZINC	F81002-71	3

8.12 Bed Frame End Cover (Part No. 527381)

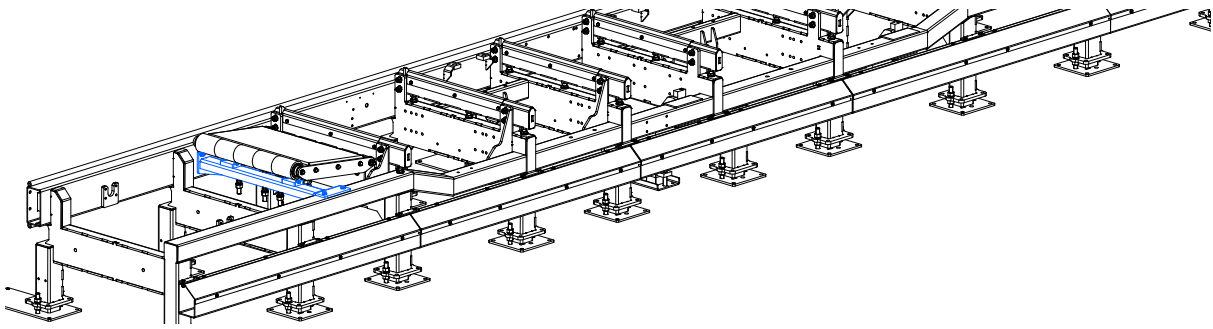


527381_001
527381_MANUAL

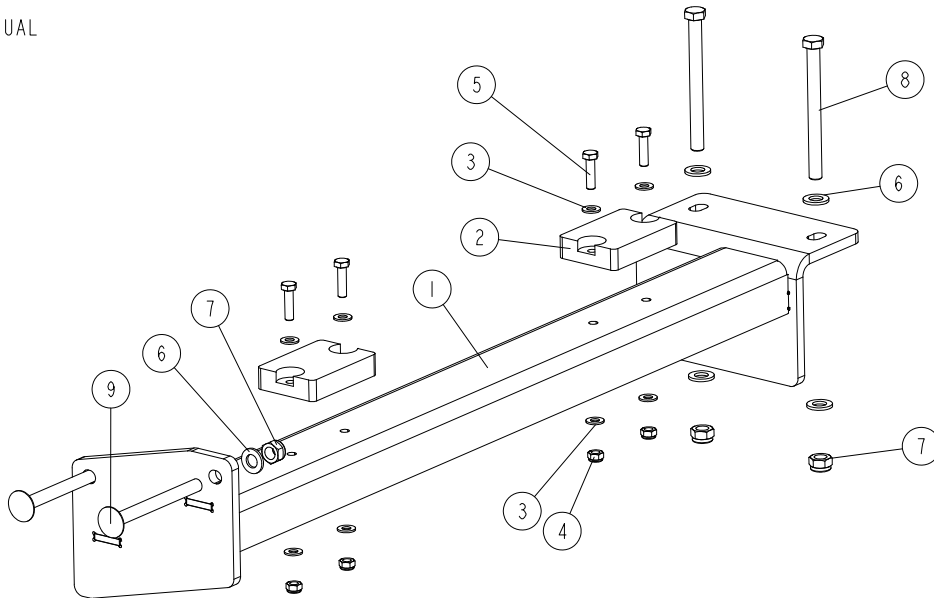


REF.	DESCRIPTION (* indicates parts available in assemblies only)	PART NO.	QTY
-	COVER, BED FRAME END - COMPLETE	527381	1
1	COVER, BED FRAME END	527379-1	1
2	WASHER, 8.4 FLAT ZINC	F81054-1	8
3	NUT, M8-8-B HEX NYLON ZINC LOCK	F81032-2	4
4	BOLT, M8X100-8.8 HEX HEAD ZINC	F81002-23	4

8.13 Cushion Spring Support Beam (Part No. 534747)



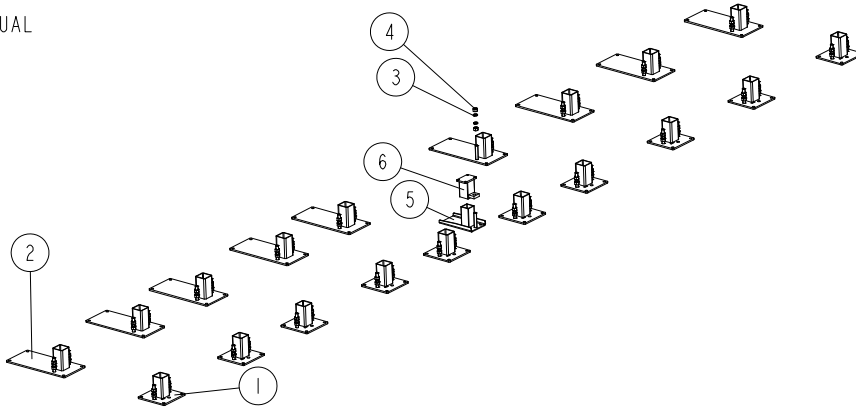
534747_001
534747_MANUAL



REF.	DESCRIPTION (* indicates parts available in assemblies only)	PART NO.	QTY
-	BEAM, CUSHION SPRING SUPPORT - COMPLETE	534747	1
1	BEAM WELDMENT, SPRING SUPPORT	534746-1	1
2	BUMPER, GRENE 70 3201 0010 RUBBER	094969	2
3	WASHER, 8.4 FLAT ZINC	F81054-1	8
4	NUT, M8-8-B HEX NYLON ZINC LOCK	F81032-2	4
5	BOLT, M8X30 8.8 HEX HEAD FULL THREAD ZINC	F81002-7	4
6	WASHER, 13 FLAT ZINC	F81056-1	6
7	NUT, M12 8 HEX NYLON ZINC LOCK	F81034-2	4
8	BOLT, M12X130-8.8 HEX HEAD ZINC	F81004-36	2
9	BOLT, M12X130 8.8 CARRIAGE ZINC	F81004-26	2

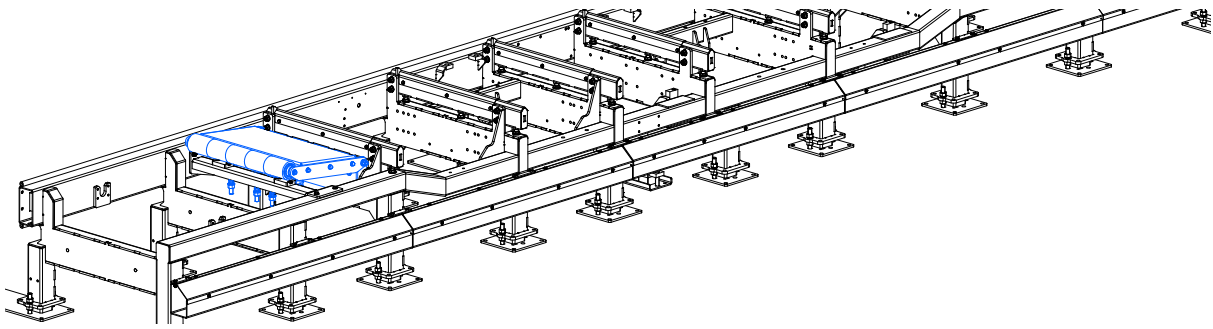
8.14 Leg Foot Set, LT H (No. 532226)

532226_001
532226_MANUAL

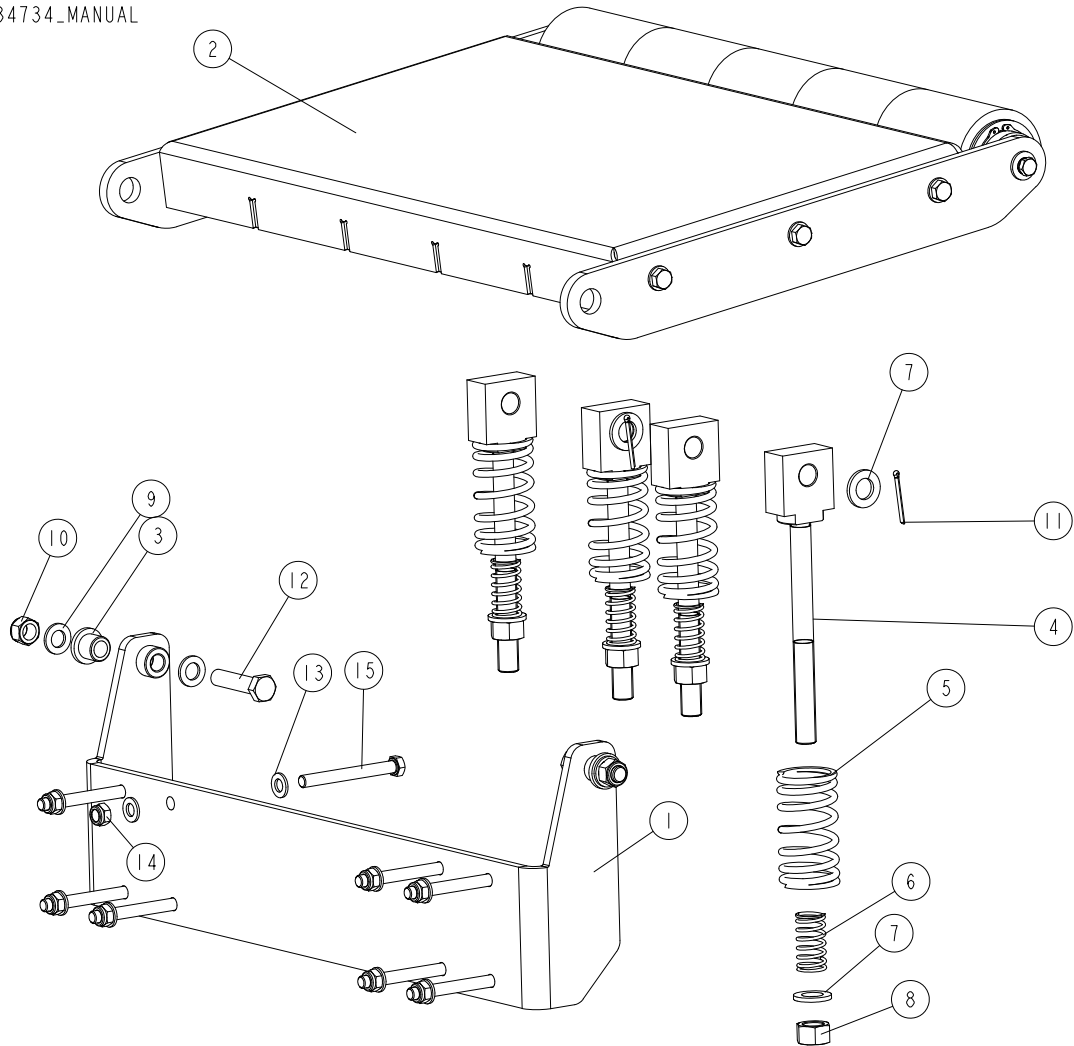


REF.	DESCRIPTION (* indicates parts available in assemblies only)	PART NO.	QTY
-	FOOT SET, LT H BED FRAME	532226	1
1	FOOT WELDMENT, ADJUSTABLE LEG	510897-1	10
2	FOOT WELDMENT, WM4000 ADJUSTABLE LEG	510910-1	9
3	WASHER, 20.5 SPLIT LOCK ZINC	F81059-1	76
4	NUT, M20-8 HEX ZINC	F81037-1	76
5	FOOT, WIDE	501084-1	1
6	SUPPORT, LOG TURNER	523003-1	1

8.15 Board Removal Bumper Assembly (Part No. 534734)



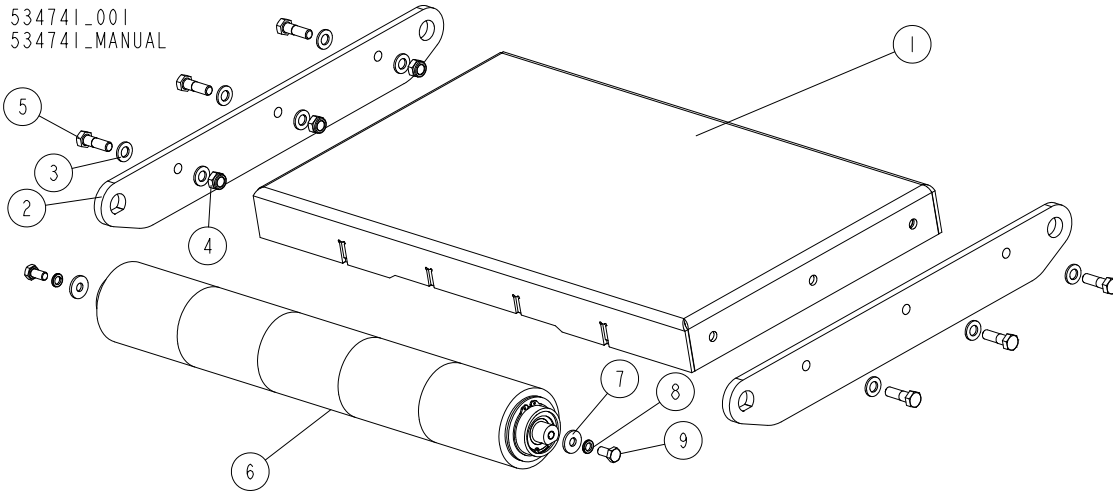
534734_001
534734_MANUAL



REF.	DESCRIPTION (* indicates parts available in assemblies only)	PART NO.	QTY
-	BUMPER ASSEMBLY, WM4000 BOARD REMOVAL	534734	1
1	BRACKET WELDMENT, BUMPER PLATE MOUNT	534736-1	1
2	PLATE W/ROLLER - COMPLETE See Section 8.16	534741	1
3	BUSHING, 16.2/24.5-25 FLANGE 35-5 ZINC-PLATED	534742	2
4	ROD WELDMENT, BUMPER SPRING	510818-1	4
5	SPRING, 110X46X6.5 CUSHION	510815	4

REF.	DESCRIPTION (* indicates parts available in assemblies only)	PART NO.	QTY	
6	SPRING, 60X23X3 ZINC-PLATED	088992	4	
7	WASHER, 21 FLAT ZINC	F81059-2	8	
8	NUT, M20-8 HEX ZINC	F81037-1	4	
9	WASHER, 17 SPLIT LOCK ZINC	F81058-1	4	
10	NUT, M16-8 HEX NYLON ZINC LOCK	F81036-2	2	
11	PIN, S-ZN-4X45 COTTER	F81043-22	4	
12	BOLT, M16X70 HEX HEAD ZINC	F81006-16	2	
13	WASHER, 13 FLAT ZINC	F81056-1	16	
14	NUT, M12 8 HEX NYLON ZINC LOCK	F81034-2	8	
15	BOLT, M12X110-8.8-B HEX HEAD ZINC	F81004-47	8	

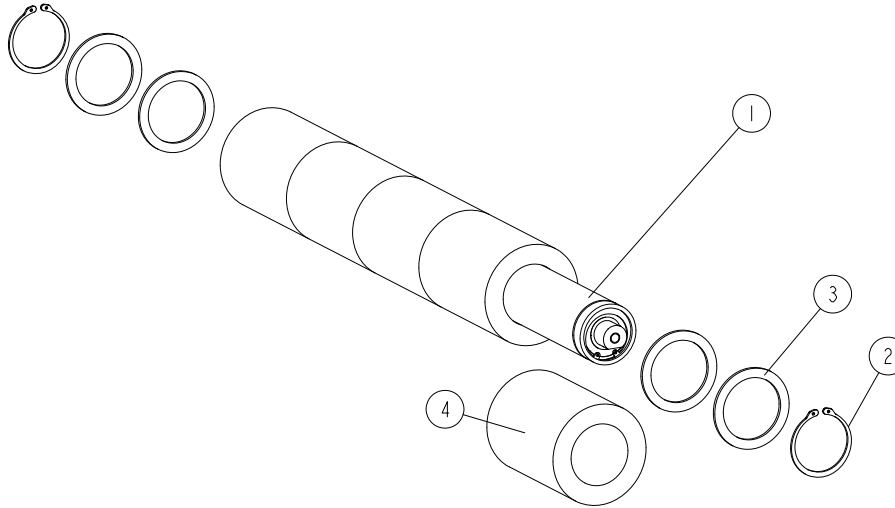
8.16 Plate w/Roller, Board Removal Bumper (Part No. 534741)



REF.	DESCRIPTION (* indicates parts available in assemblies only)	PART NO.	QTY
-	PLATE W/ROLLER, BOARD REMOVAL BUMPER - COMPLETE	534741	1
1	PLATE WELDMENT, BOARD REMOVAL BUMPER	534740-1	1
2	PLATE, BUMPER ARM	534738	2
3	WASHER, 13 FLAT ZINC	F81056-1	12
4	NUT, M12 8 HEX NYLON ZINC LOCK	F81034-2	6
5	BOLT, M12X40-8.8 HEX HEAD	F81004-1	6
6	ROLLER, RUBBER COATED See Section 8.17	534731	1
7	WASHER, 10.5 SPECIAL FLAT ZINC	F81055-6	2
8	WASHER, Z 10.2 SPLIT LOCK ZINC	F81055-2	2
9	BOLT, M10X20-8.8 HEX HEAD FULL THREAD ZINC	F81003-1	2

8.17 Roller w/Rubber Covering (Part No. 534731)

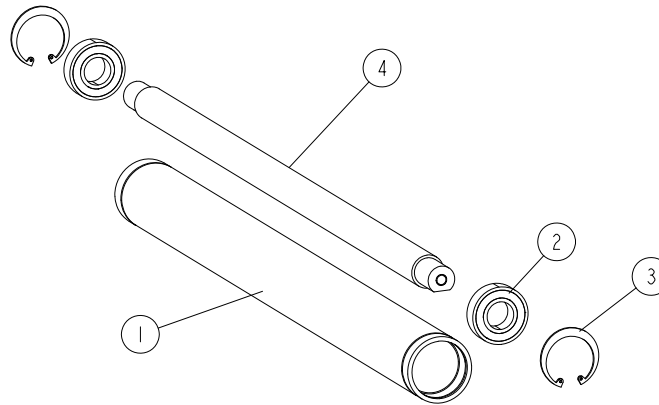
534731_001
534731_MANUAL



REF.	DESCRIPTION (* indicates parts available in assemblies only)	PART NO.	QTY
-	ROLLER ASSEMBLY, RUBBER COATED	534731	1
1	ROLLER See Section 8.18	534732	1
2	RING, Z60 OUTSIDE RETAINING	F81090-62	2
3	RING, 61/80X3 SPACER	515895	4
4	COVERING, RUBBER	517493	5

8.18 Board Removal Bumper Roller (Part No. 534732)

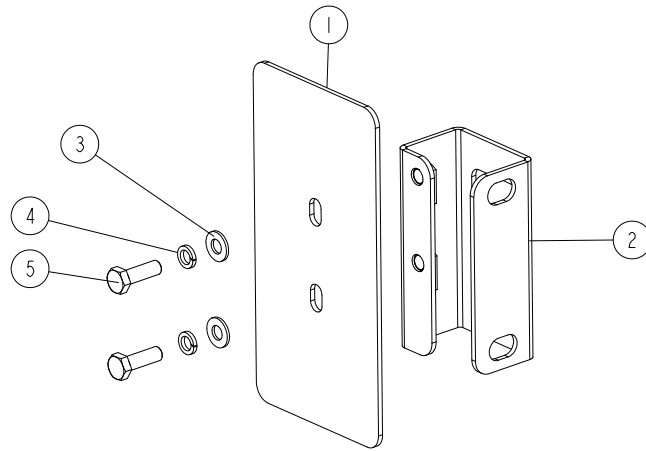
534732_001
534732_MANUAL



REF.	DESCRIPTION (* indicates parts available in assemblies only)	PART NO.	QTY	
-	ROLLER, BOARD REMOVAL BUMPER	534732	1	
1	TUBE, LT70AHDE30S ROLLER	091781	1	
2	BEARING, 6205 2RS BALL	091804	2	
3	RING, W 52 INSIDE RETAINING	091805	2	
4	SHAFT, ROLLER	534733	1	

8.19 Main Tube Cover Assembly (Part No. 093052)

093052_001
093052_MANUAL

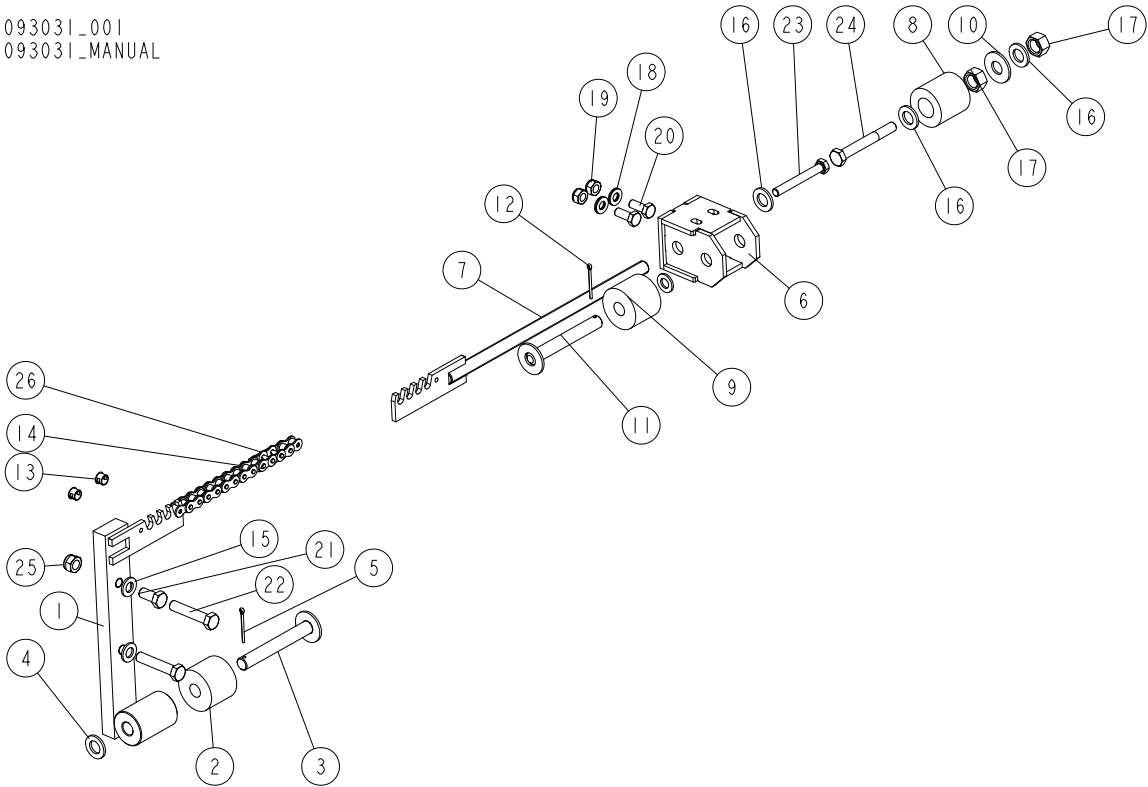


REF.	DESCRIPTION (* indicates parts available in assemblies only)	PART NO.	QTY
-	COVER ASSEMBLY, MAIN TUBE	093052	1
1	PLATE, 201X101.6X3 COVER	015023-1	1
2	BRACKET WELDMENT, REAR TUBE COVER	087105-1	1
3	WASHER, 8.4 FLAT ZINC	F81054-1	2
4	WASHER, 8.2 SPLIT LOCK ZINC	F81054-4	2
5	BOLT, M8X25-8.8-B HEX HEAD FULL THREAD ZINC	F81002-5	2

8.20 Mast Stops (No. 093031)



093031_001
093031_MANUAL



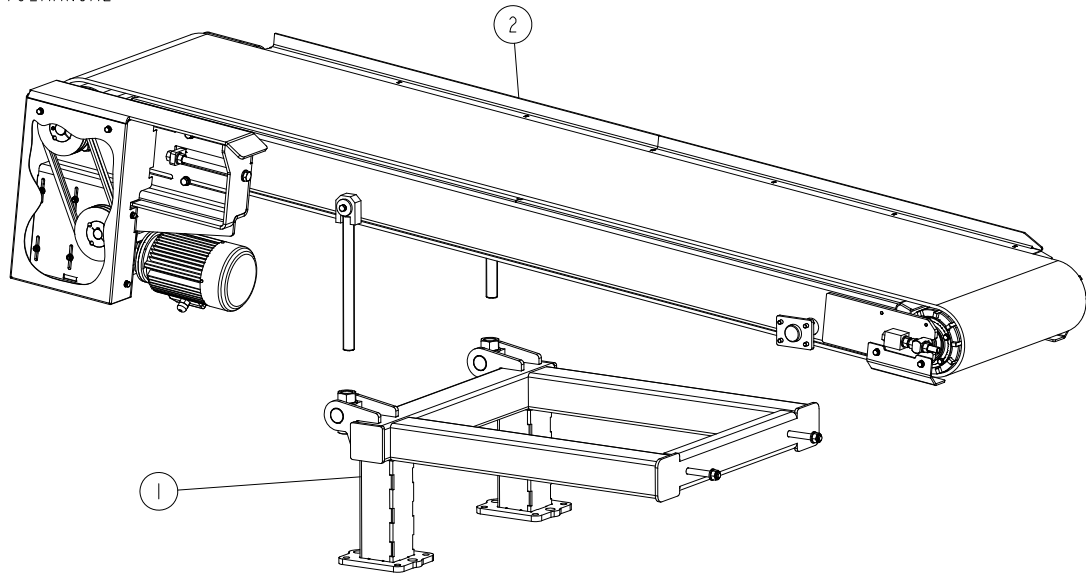
REF.	DESCRIPTION (* indicates parts available in assemblies only)	PART NO.	QTY
-	LT70/M/E25 EQUIPMENT	093031	1
-	STOP ASSEMBLY, REAR POWER FEED	089362	1
1	STOP WELDMENT, REAR POWER FEED	088346-1	1
2	BUSHING, 11/16X2 1/8X1 3/4 RUBBER	P12165	1
3	PIN, 16X117 W/PLATE	089361-1	1
4	WASHER, 17 SPLIT LOCK ZINC	F81058-1	1
5	PIN, S-ZN 4X25 COTTER	F81043-2	1
6	MOUNT WELDMENT, FRONT STOP	089365-1	1
7	TENSIONER, POWER FEED CHAIN ZINC-PLATED (FRONT)	089364-1	1
8	SPRING, LT15 BLADE TENSIONER	014828	1
9	BUSHING, 11/16X2 1/8X1 3/4 RUBBER	P12165	1
10	WASHER, 17/40-3 ZINC-PLATED	089360-1	1
11	PIN, 16X117 W/PLATE	089361-1	1
12	PIN, S-ZN 4X25 COTTER	F81043-2	1
13	PLUG, 12.7 HEYMAN DP-812 HOLE	086773	2
14	CHAIN, 10B-1-457 (7.25M)	090370	1
	CHAIN, 0.9M #40 35.5"	521579 ¹	1

REF.	DESCRIPTION (* indicates parts available in assemblies only)	PART NO.	QTY	
15	WASHER, 13 FLAT ZINC	F81056-1	3	
16	WASHER, 17 SPLIT LOCK ZINC	F81058-1	3	
17	NUT, M16-8 HEX ZINC	F81036-1	2	
18	WASHER, 10.5 FLAT ZINC	F81055-1	4	
19	NUT, M10-8-B HEX NYLON ZINC LOCK	F81033-1	3	
20	BOLT, M10X25 8.8 HEX HEAD FULL THREAD ZINC	F81003-11	2	
21	BOLT, M12X25-8.8 HEX HEAD FULL THREAD ZINC	F81004-31	1	
22	BOLT, M12X60-8.8 HEX HEAD ZINC	F81004-5	2	
23	BOLT, M10X80-8.8 HEX HEAD ZINC	F81003-50	1	
24	BOLT, M12X95 8.8 HEX HEAD ZINC	F81004-29	1	
25	NUT, M12 8 HEX NYLON ZINC LOCK	F81034-2	1	
26	LINK, 10B-1PZ MASTER	088671	2	
	LINK, #40 MASTER	P04200 ²	2	

¹ Used on LT70H

² Used on LT70H

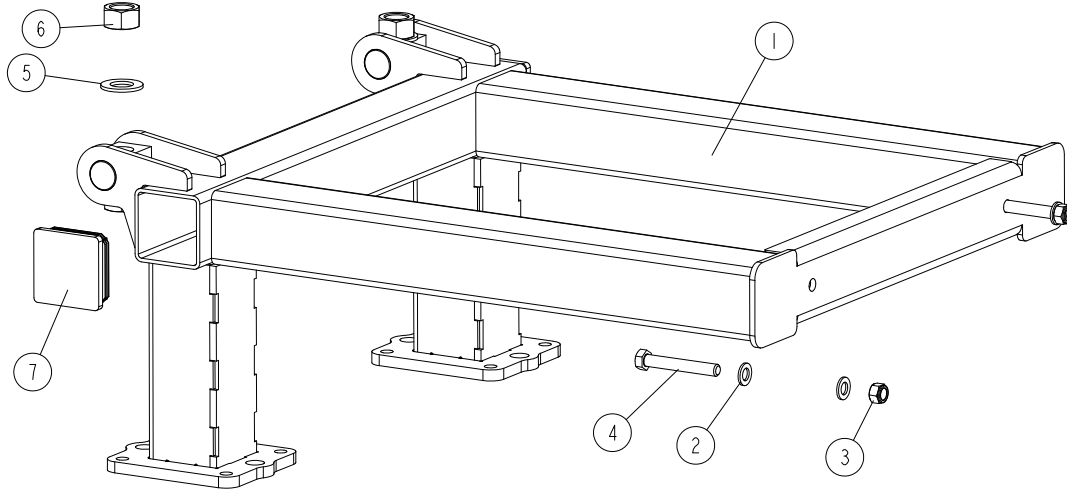
8.21 Adjustable Belt Conveyor (Part No. 535018)

535018_001
535018_MANUAL

REF.	DESCRIPTION (* indicates parts available in assemblies only)	PART NO.	QTY	
-	CONVEYOR, WM4000 ADJUSTABLE BELT	535018	1	
1	SUPPORT ASSEMBLY, ADJUSTABLE BELT CONVEYOR See Section 8.22	535025	1	
2	TABLE, ADJUSTABLE BELT CONVEYOR See Section 8.23	533490	1	

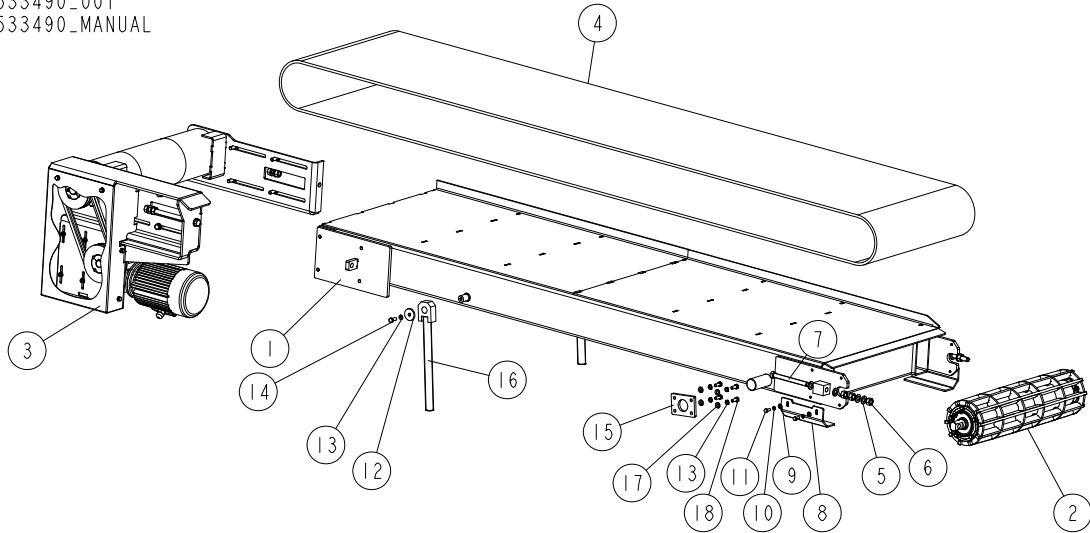
8.22 Conveyor Support Assembly (No. 535025)

535025_001
535025_MANUAL



REF.	DESCRIPTION (* indicates parts available in assemblies only)	PART NO.	QTY
-	SUPPORT ASSEMBLY, ADJUSTABLE BELT CONVEYOR	535025	1
1	FRAME, CONVEYOR SUPPORT	533478-1	1
2	WASHER, 17 SPLIT LOCK ZINC	F81058-1	4
3	NUT, M16-8 HEX NYLON ZINC LOCK	F81036-2	2
4	BOLT, M16X110-8.8-B HEX HEAD ZINC	F81006-24	2
5	WASHER, 31 FLAT ZINC	F81061-9	4
6	NUT, M30 HEX ZINC	F81038-3	4
7	CAP, 100X100 #199200 SQUARE TUBE END	090694	2

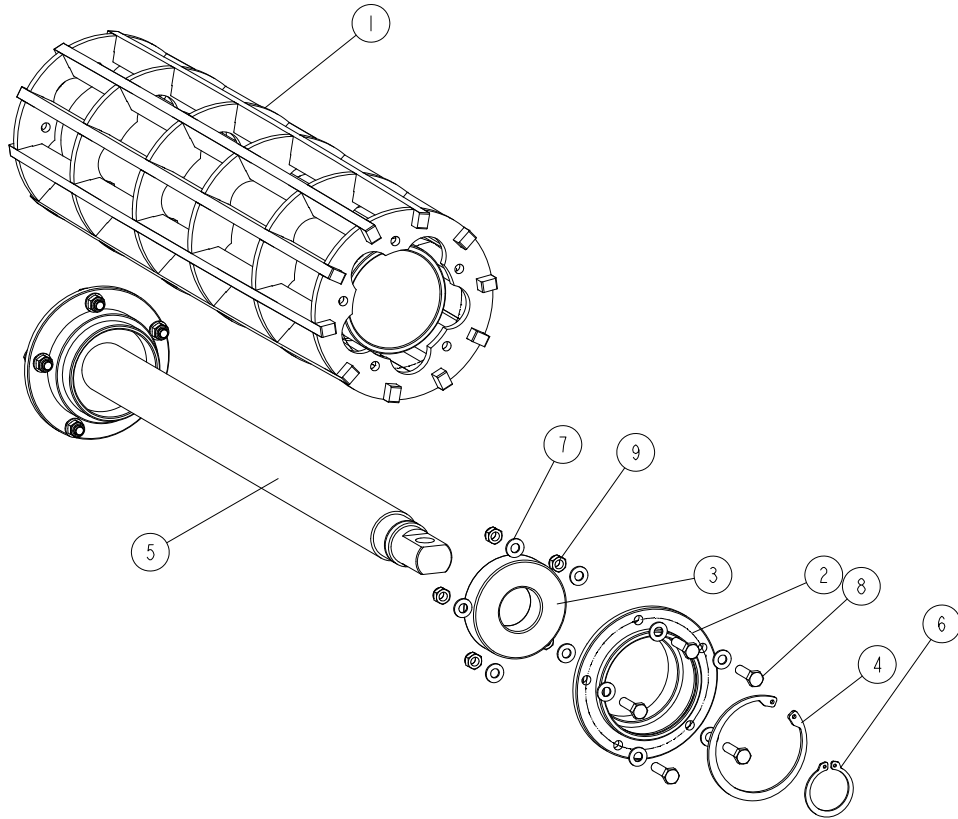
8.23 Adjustable Belt Conveyor Table (No. 533490)

533490_001
533490_MANUAL

REF.	DESCRIPTION (* indicates parts available in assemblies only)	PART NO.	QTY
-	TABLE, ADJUSTABLE BELT CONVEYOR	533490	1
1	TABLE WELDMENT, ADJUSTABLE BELT CONVEYOR	533489-1	1
2	PULLEY, IDLER See Section 8.24	533494	1
3	PULLEY ASSEMBLY, DRIVE See Section 8.25	535079	1
4	BELT, 2MOP3 LG5950X600 CONVEYOR	533482	1
5	WASHER, 17 SPLIT LOCK ZINC	F81058-1	8
6	NUT, M16-8 HEX ZINC	F81036-1	6
7	BOLT, M16X160 8.8 HEX HEAD FULL THREAD ZINC	F81006-23	2
8	ANGLE, RETAINING	534302	2
9	WASHER, 8.4 FLAT ZINC	F81054-1	4
10	WASHER, 8.2 SPLIT LOCK ZINC	F81054-4	4
11	BOLT, M8X20 8.8 HEX HEAD FULL THREAD ZINC	F81002-4	4
12	WASHER, 10.5/45-6 ZINC-PLATED	086286-1	2
13	WASHER, Z 10.2 SPLIT LOCK ZINC	F81055-2	10
14	BOLT, M10X25 8.8 HEX HEAD FULL THREAD	F81003-31	2
15	PLATE, LOCKING	533464-1	2
16	ROD WELDMENT, CONVEYOR TILT ADJUSTMENT ZINC-PLATED	711773-1	2
17	WASHER, 10.5 FLAT ZINC	F81055-1	8
18	BOLT, M10X25 8.8 HEX HEAD FULL THREAD ZINC	F81003-11	8

8.24 Idler Conveyor Pulley (No. 533494)

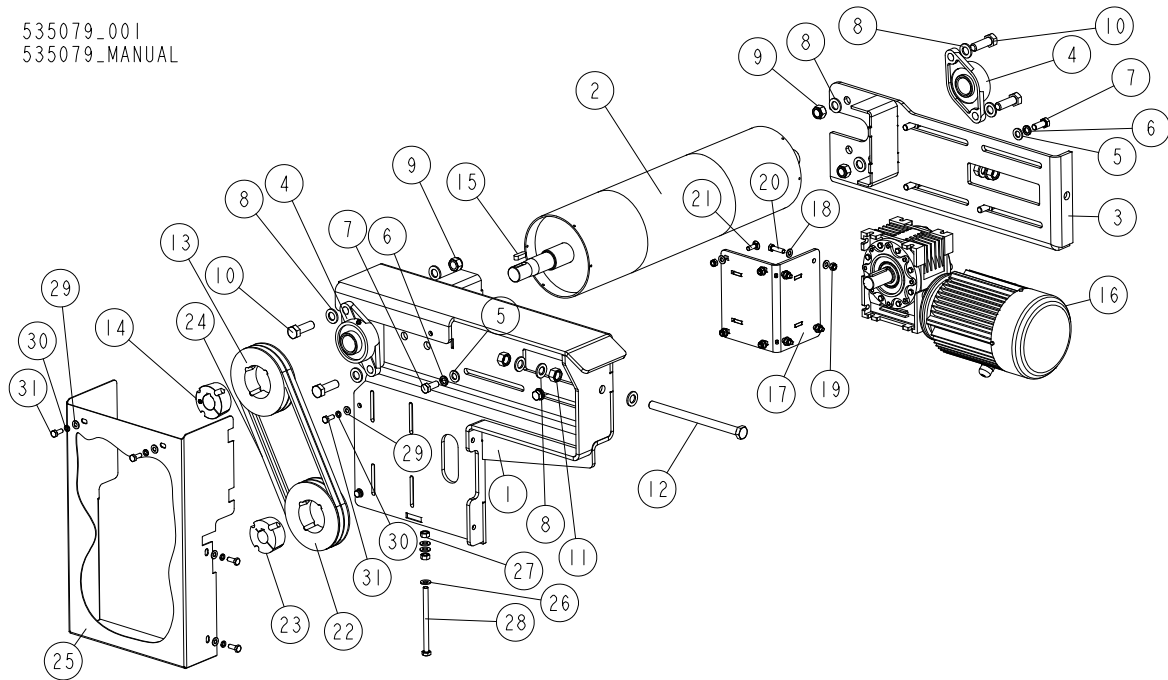
533494_001
533494_MANUAL



REF.	DESCRIPTION (* indicates parts available in assemblies only)	PART NO.	QTY
-	PULLEY, CONVEYOR IDLER	533494	1
1	ROLLER, BELT SCRAPER	519965-1	1
-	HUB, ROLLER BEARING - COMPLETE	511305	2
2	HUB, ROLLER BEARING	511304-1	1
3	BEARING, 6308 2RS CX BALL	504268	1
4	RING, W90 INSIDE RETAINING	F81090-29	1
5	SHAFT, ROLLER	533495	1
6	RING, Z40 OUTSIDE RETAINING	F81090-33	2
7	WASHER, 8.4 FLAT ZINC	F81054-1	20
8	BOLT, M8X30-8.8-B HEX HEAD FULL THREAD ZINC	F81002-2	10
9	NUT, M8-8-B HEX NYLON ZINC LOCK	F81032-2	10

8.25 Conveyor Drive Pulley Assembly (No. 535079)

535079_001
535079_MANUAL

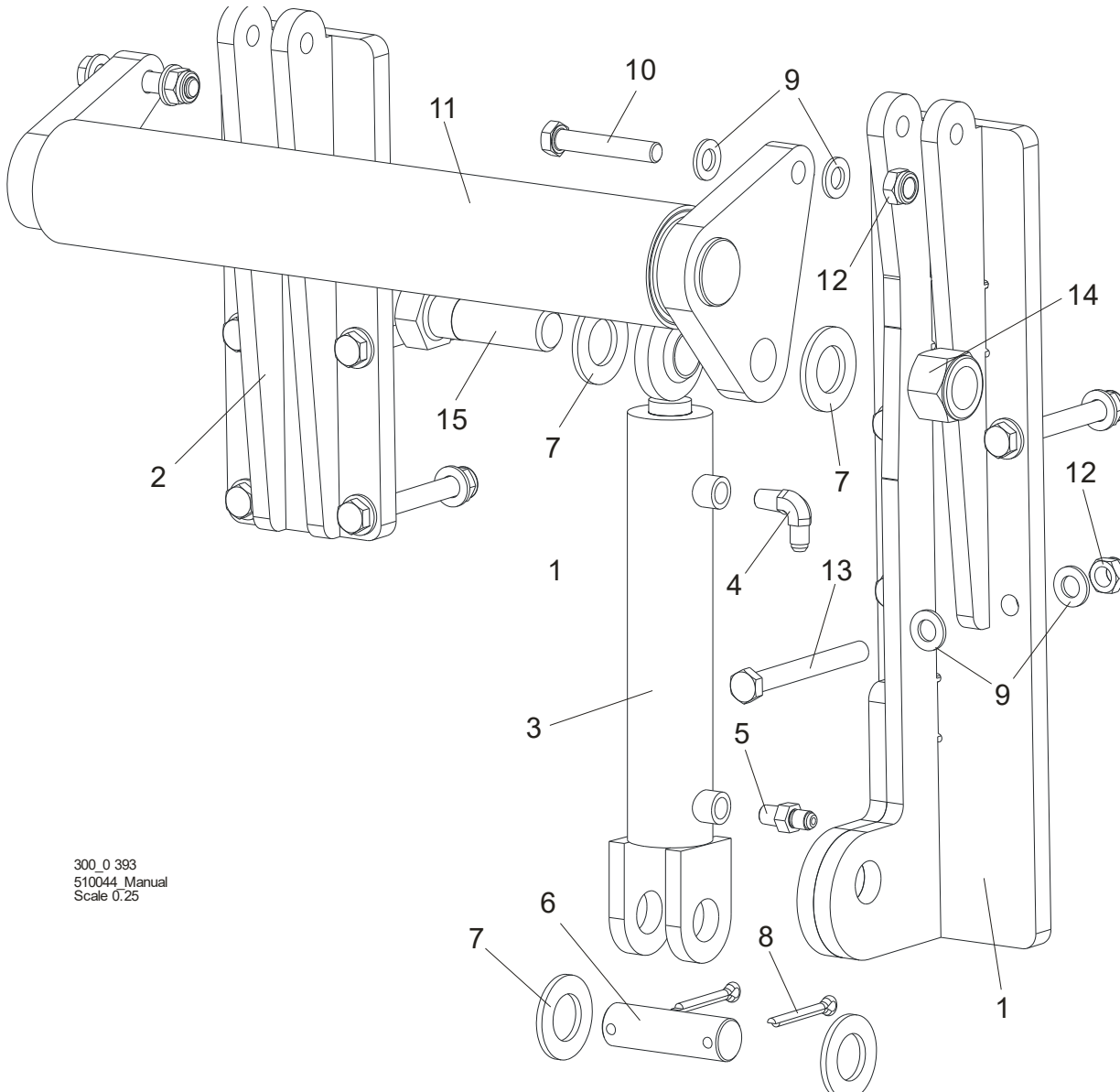


REF.	DESCRIPTION (* indicates parts available in assemblies only)	PART NO.	QTY
-	PULLEY ASSEMBLY, DRIVE	535079	1
1	BRACKET, PULLEY DRIVE MOUNT	535080-1	1
2	PULLEY, DRIVE - COMPLETE	535049	1
3	BRACKET, DRIVE PULLEY	534313-1	1
4	BEARING, UCFL 207 W/HOUSING	524021	2
5	WASHER, 13 FLAT ZINC	F81056-1	8
6	WASHER, Z12.2 SPLIT LOCK ZINC	F81056-2	8
7	BOLT, M12X30 8.8 HEX HEAD FULL THREAD ZINC	F81004-22	8
8	WASHER, 17 SPLIT LOCK ZINC	F81058-1	14
9	NUT, M16-8 HEX NYLON ZINC LOCK	F81036-2	4
10	BOLT, M16X50-8.8 HEX HEAD FULL THREAD ZINC	F81006-7	4
11	NUT, M16-8 HEX ZINC	F81036-1	4
12	BOLT, ISO 4017-M16X240-8.8-A2E HEX HEAD FULL THREAD	F81006-29	2
-	PULLEY, 2X SPA 140 X 32	535076	1
13	PULLEY, 2X SPA 140	535064	1
14	BUSHING, 2012X32 TAPER LOCK	535075	1
15	KEY, A10X8X32 PARALLEL	507591	1
-	MOTOREDUCER W/BRACKET	535062	1
16	MOTOREDUCER, MR-63/16[2.2-2800-140/24-PTC-IE2-[S3=60%]-G]WJ2/B3	535078	1
17	BRACKET, MOTOREDUCER	535071-1	1
18	WASHER, 8.4 FLAT ZINC	F81054-1	12
19	NUT, M8-8-B HEX NYLON ZINC LOCK	F81032-2	8
20	BOLT, M8X30 8.8 HEX HEAD FULL THREAD ZINC	F81002-7	4
21	BOLT, M8X25-8.8 CARRIAGE ZINC	F81002-59	4
-	PULLEY, 2X SPA 140 X 28	535065	1
22	PULLEY, 2X SPA 140	535064	1

REF.	DESCRIPTION (* indicates parts available in assemblies only)	PART NO.	QTY	
23	BUSHING, 2012X28 TAPER LOCK	535055	1	
24	V-BELT, XPA 1030	535083	2	
25	GUARD, PULLEY DRIVE	535082-1	1	
26	WASHER, 10.5 FLAT ZINC	F81055-1	3	
27	NUT, M10 8 HEX ZINC	F81033-3	2	
28	BOLT, M10X140-8.8 HEX HEAD FULL THREAD ZINC	F81003-39	1	
29	WASHER, 8.4 FLAT ZINC	F81054-1	6	
30	WASHER, 8.2 SPLIT LOCK ZINC	F81054-4	6	
31	BOLT, M8X20 8.8 HEX HEAD FULL THREAD ZINC	F81002-4	6	

SECTION 9 LT70H HYDRAULIC SYSTEM

9.1 WM 4000 Hydraulic Toe Board



300_0 393
 510044 Manual
 Scale 0.25

REF.	DESCRIPTION (◆ indicates parts available in assemblies only)	PART NO.	QTY
	WM4000 HYDRAULIC TOE BOARD	510250	1
1	MOUNT WELDMENT, POWER ROLLER (ON MOTOR SIDE)	509935-1	1
	MOUNT WELDMENT, TOE BOARD ROLLER - RIGHT	513930-1 ¹	1
2	MOUNT WELDMENT, POWER ROLLER	509938-1	1
	MOUNT WELDMENT, ROLLER	513928-1 ¹	1
	HYDRAULIC CYLINDER	085937	1
3	CYLINDER, CJ-S170-16-40/25/152 HYDRAULIC	088681	1
4	FITTING, 1/4NPTX1/4JIC MALE ELBOW	P09142	1
5	FITTING, 1/4NPTX1/4JIC MALE	P09143	1



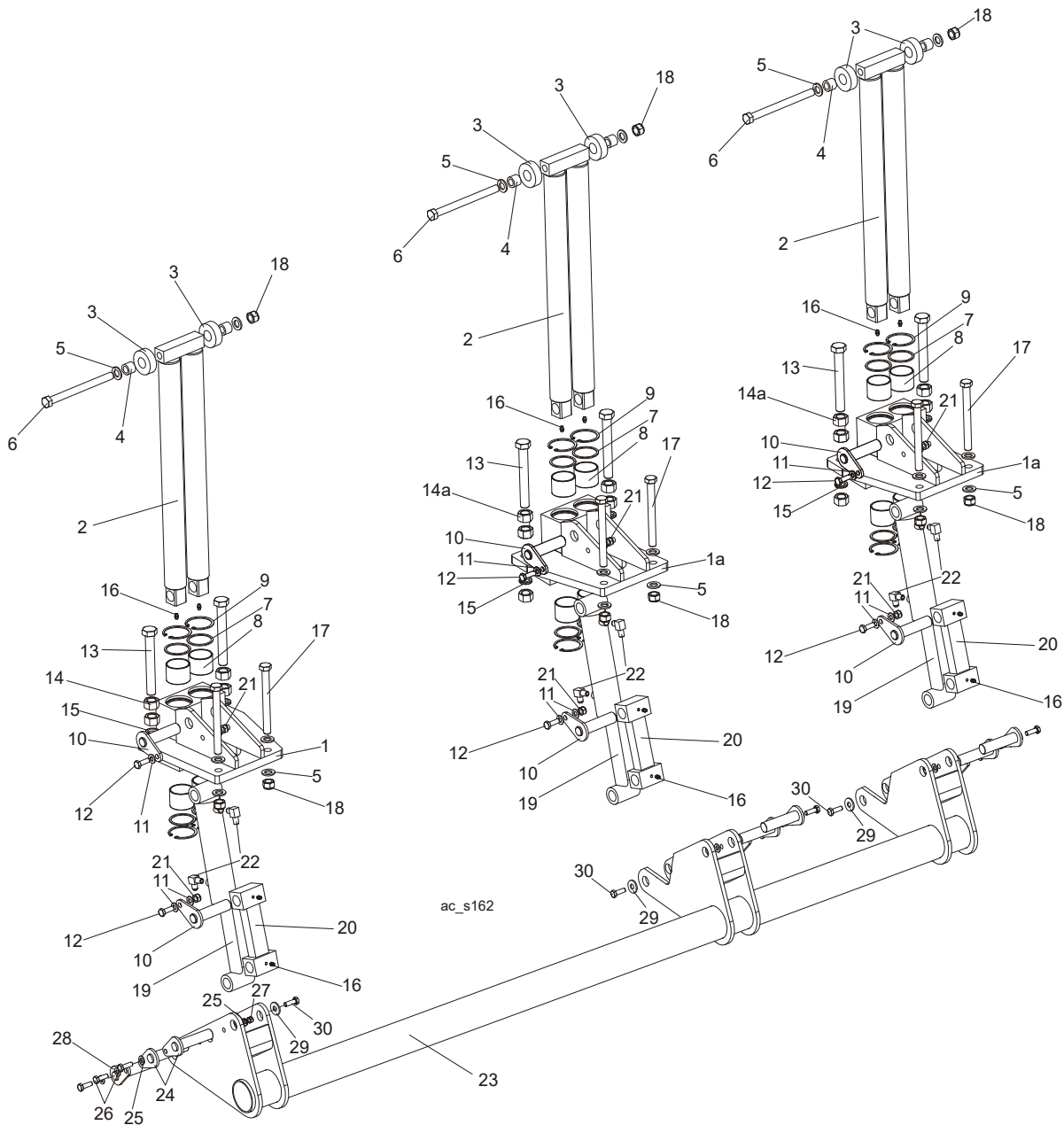
LT70H HYDRAULIC SYSTEM

WM 4000 Hydraulic Toe Board

6	PIN, HYDRAULIC CYLINDER ZINC-PLATED	086979-1	1	
7	WASHER, 28 FLAT ZINC	F81061-1	4	
8	PIN, S-Zn 6.3x45 COTTER	F81045-2	2	
9	WASHER, 13 FLAT ZINC	F81056-1	20	
10	BOLT, M12x70 8.8 HEX HEAD ZINC	F81004-39	2	
11	ROLLER WELDMENT, TOE BOARD	086253-1	1	
12	NUT, M12-8 HEX NYLON ZINC LOCK	F81034-2	10	
13	BOLT, M12x110-8.8-B HEX HEAD ZINC	F81004-47	8	
14	NUT, 1-8 SELF LOCK	F05010-109	1	
15	BOLT, 1-8X3 1/4 HEX HEAD GRADE 5	F05009-51	1	

¹ Optional equipment -used when the hydraulic toe board is mounted on middle bed rails

9.2 Hydraulic Log Side Supports



REF.	DESCRIPTION (◆ indicates parts available in assemblies only)	PART NO.	QTY
	SUPPORT KIT, WM3000/3500 SUPER SIDE SUPPORT (FOR STATIONARY FRAMES)	508954	1
	SUPPORT, WM3000/3500 SUPER VERTICAL SIDE	508952	1
1	BLOCK WELDMENT, WM3000/3500 ROD GUIDE	508953-1	1
2	ROD WELDMENT, WM3000/3500 CHROMIUM PLATED	508623-1	1
3	ROLLER, LT70/300 VERTICAL SIDE SUPPORT ZINC-PLATED	094013-1	2
4	BUSHING, LT70/300 VERTICAL SIDE SUPPORT BRONZE	094012	2
5	WASHER, 17 FLAT ZINC	F81058-1	6
6	BOLT, M16x195 HEX HEAD ZINC	F81006-44	1
7	RING, LT70/300 VERTICAL SIDE SUPPORT ZINC-PLATED	094004-1	4
8	BUSHING, 5040BS SELF-LUBRICATING	088660	4
9	RING, W62 INSIDE RETAINING	F81090-1	4

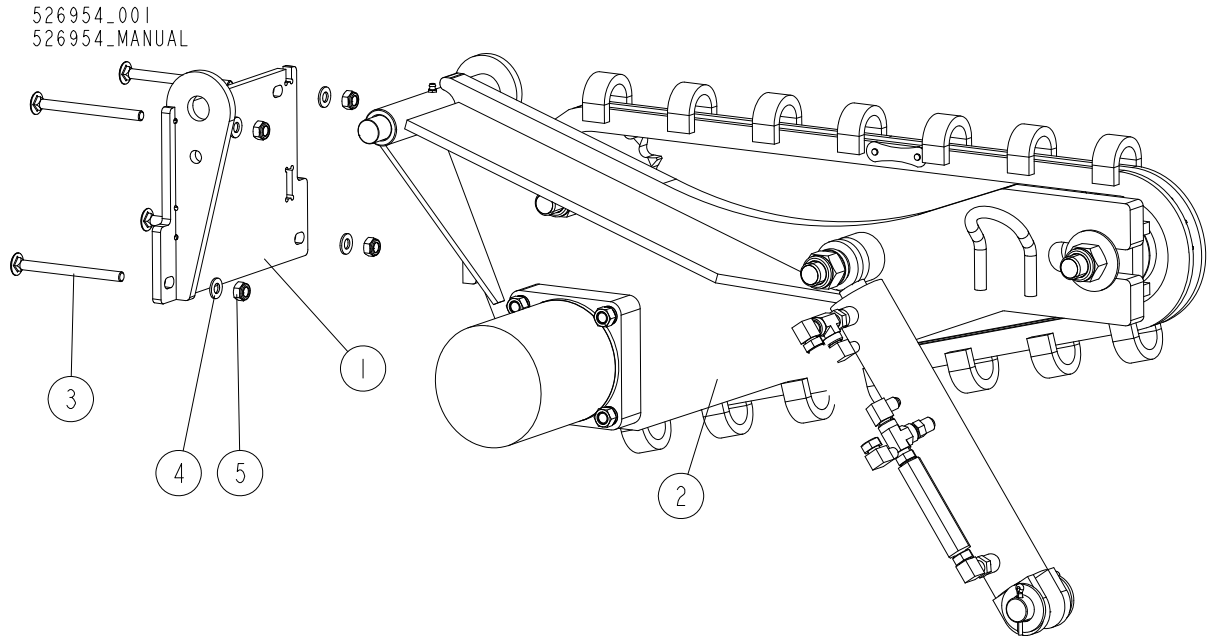


LT70H HYDRAULIC SYSTEM

Hydraulic Log Side Supports

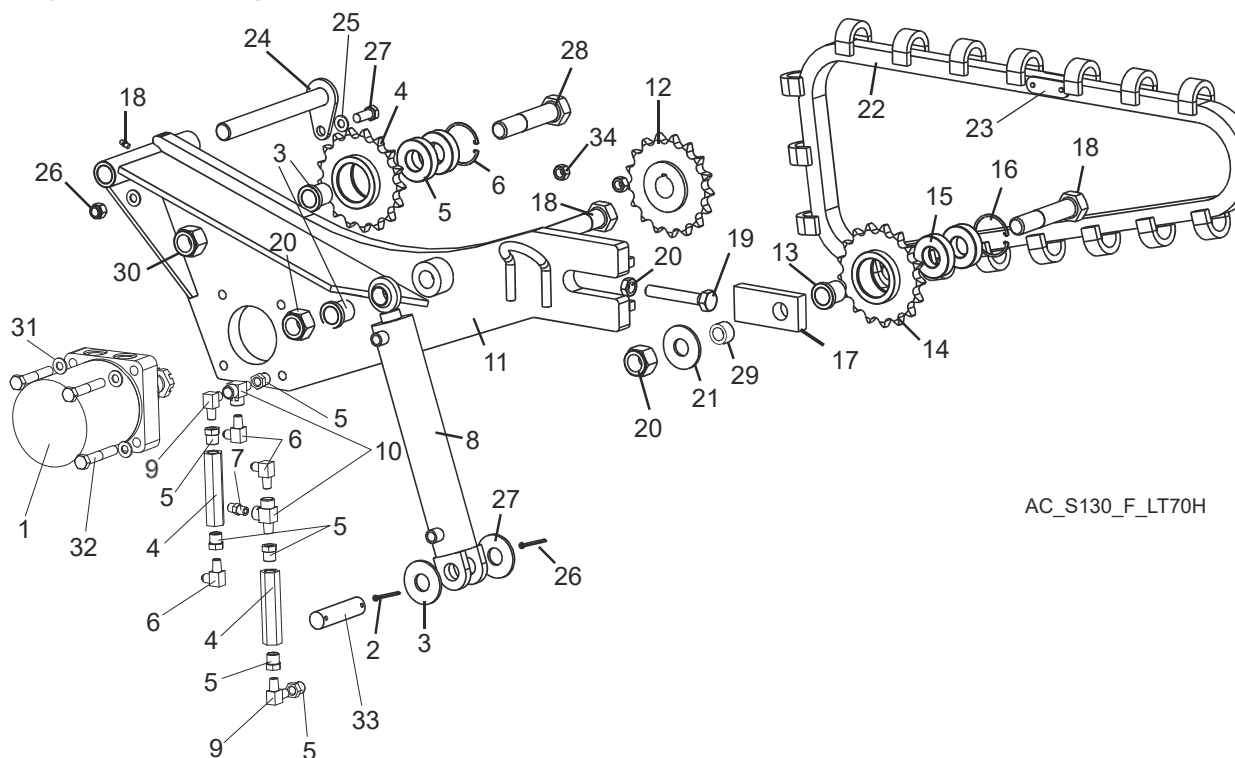
10	PIN WELDMENT, VERTICAL SIDE SUPPORT ZINC-PLATED	091197-1	2	
11	WASHER, 10.5 FLAT ZINC	F81055-1	4	
12	BOLT, DIN 933-M10X30 8.8-A2E HEX HEAD	F81003-111	2	
13	BOLT, ISO 4017 M20X150 8.8 ZINC-PLATED	F81007-3	2	
14	NUT, M20-8 HEX ZINC	F81037-1	4	
15	WASHER, 20.5 SPLIT LOCK ZINC	F81059-1	2	
16	FITTING, M6 STRAIGHT GREASE	086280	4	
17	BOLT, M16x160-8.8 HEX HEAD ZINC	F81006-20	2	
18	NUT, M16-8 HEX NYLON ZINC LOCK	F81036-2	3	
19	CYLINDER, 28/150 1/4 NPT PORT HYDRAULIC	094002	1	
20	LINK WELDMENT, WM3000 VERTICAL SIDE SUPPORT	094016-1	1	
21	NUT, M10-8-B HEX NYLON ZINC LOCK	F81033-1	2	
22	FITTING, 3/8JIC-1/4NPT 90L	015491	2	
	SUPPORT, WM3000/3500 SUPER VERTICAL SIDE	508630	2	
1a	BLOCK WELDMENT, WM3000/3500 ROD GUIDE	508622-1	1	
2	ROD WELDMENT, WM3000/3500 CHROMIUM PLATED	508623-1	1	
3	ROLLER, LT70/300 VERTICAL SIDE SUPPORT ZINC-PLATED	094013-1	2	
4	BUSHING, LT70/300 VERICAL SIDE SUPPORT BRONZE	094012	2	
5	WASHER, 17 FLAT ZINC	F81058-1	6	
6	BOLT, M16x195 HEX HEAD ZINC	F81006-44	1	
7	RING, LT70/300 VERTICAL SIDE SUPPORT ZINC-PLATED	094004-1	4	
8	BUSHING, 5040BS SELF-LUBRICATING	088660	4	
9	RING, W62 INSIDE RETAINING	F81090-1	4	
10	PIN WELDMENT, VERTICAL SIDE SUPPORT ZINC-PLATED	091197-1	2	
11	WASHER, 10.5 FLAT ZINC	F81055-1	4	
12	BOLT, M10x30-5.8 HEX HEAD FULL THREAD ZINC	F81003-2	2	
13	BOLT, ISO 4017 M20X150 8.8 ZINC-PLATED	F81007-3	2	
14a	NUT, M20-8 HEX ZINC	F81037-1	6	
15	WASHER, 20.5 SPLIT LOCK ZINC	F81059-1	2	
16	FITTING, M6 STRAIGHT GREASE	086280	4	
17	BOLT, M16x160-8.8 HEX HEAD ZINC	F81006-20	2	
18	NUT, M16-8 HEX NYLON ZINC LOCK	F81036-2	3	
19	CYLINDER, 28/150 1/4 NPT PORT HYDRAULIC	094002	1	
20	LINK WELDMENT, WM3000 VERTICAL SIDE SUPPORT	094016-1	1	
21	NUT, M10-8-B HEX NYLON ZINC LOCK	F81033-1	2	
22	FITTING, 3/8JIC-1/4NPT 90L	015491	2	
23	MOUNT WELDMENT, VERTICAL SIDE SUPPORT	531945-1	1	
24	PIN WELDMENT, VERTICAL SIDE SUPPORT ZINC-PLATED	091197-1	6	
25	WASHER, 10.5 FLAT ZINC	F81055-1	18	
26	BOLT, M10x30-5.8 HEX HEAD FULL THREAD ZINC	F81003-2	9	
27	NUT, M10-8-B HEX NYLON ZINC LOCK	F81033-1	9	
28	PIN WELDMENT, VERTICAL SIDE SUPPORT ZINC-PLATED	508624-1	3	
29	WASHER, 10.5 SPECIAL FLAT ZINC	F81055-6	3	
30	BOLT, DIN933-M10x20-8.8-A2E HEX HEAD	F81003-53	3	

9.3 Chain Log Turner w/Bracket (Part No. 526954)



REF.	DESCRIPTION (* indicates parts available in assemblies only)	PART NO.	QTY
-	TURNER, CHAIN LOG W/MOUNT BRACKET	526954	1
1	BRACKET, CHAIN LOG TURNER MOUNT	526952-1	1
2	TURNER, CHAIN LOG - COMPLETE See Section 9.4	505614	1
3	BOLT, M10X125 8.8 CARRIAGE ZINC	F81003-34	4
4	WASHER, 10.5 FLAT ZINC	F81055-1	4
5	NUT, M10-8-B HEX NYLON ZINC LOCK	F81033-1	4

9.4 Hydraulic Log Turner LT70H.



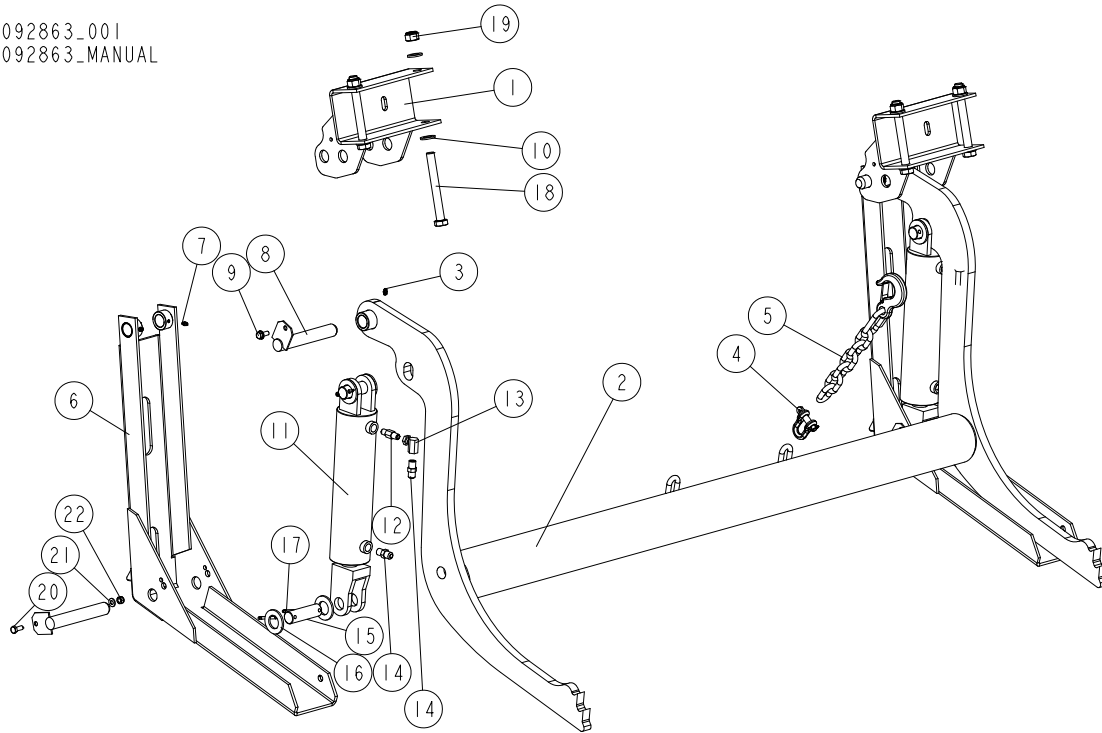
AC_S130_F_LT70H

REF.	DESCRIPTION (◆ indicates parts available in assemblies only)	PART NO.	QTY
	TURNER, CHAIN LOG - COMPLETE	505614	1
1	MOTOR, TG0475US080AAFU HYDRAULIC	007331	1
2	PIN, S-FE 5X40 COTTER	F81043-31	2
3	WASHER, 28 FLAT ZINC	F81061-1	2
	CYLINDER W/VALVE & FITTINGS	515892	1
4	VALVE, SIDE SUPPORT SEQUENCE	015484	2
5	FITTING, 3/8" NPT X 1/4" NPT REDUCER	015490	6
6	FITTING, 3/8JIC-1/4NPT 90 ELBOW	015491	3
7	FITTING, 3/8JIC-1/4NPT STRAIGHT	015560	1
8	CYLINDER, 2X10 ROD END WELDED 16"	034267	1
9	FITTING, 1/4NPT MALE PIPE ELBOW	P09140	2
10	FITTING, 1/4NPT BRANCH TEE	015486	2
	TURNER, CHAIN LOG (METRIC)	095660	1
11	PLATE WELDMENT, CHAIN LOG TURNER	095662-1	1
12	SPROCKET	092339	1
13	BUSHING	095663-1	3
	SPROCKET ASSEMBLY	092399	2
14	SPROCKET W/HUB	093290	1
15	BEARING, 6206 25	093292	2
16	RING, W62 INSIDE RETAINING	F81090-1	1
17	PLATE, LOG TURNER CHAIN TENSIONER	095664-1	1
18	FITTING, M6 TYPE A STRAIGHT GREASE	086280	1
19	BOLT, M16x100-8.8 HEX HEAD FULL THREAD ZINC	F81006-2	1
20	NUT, M16-5.8 HEX ZINC	F81036-1	1
21	WASHER, 25X63 ZINC-PLATED	088585-1	1

22	CHAIN, LOG TURNER	093423	1	
23	LINK, MASTER	093427	1	
24	PIN WELDMENT, TURNER MOUNT	095666-1	1	
25	WASHER, 10.5 FLAT ZINC	F81055-1	2	
26	NUT, M10-8-B HEX NYLON ZINC LOCK	F81033-1	1	
27	BOLT, M10x35-8.8 HEX HEAD FULL THREAD ZINC	F81003-17	1	
28	BOLT, M24x120-8.8- PN-EN 24014	F81009-4	3	
29	BUSHING, CHAIN TURNER	095643-1	1	
30	NUT, M24-8-A HEX NYLON ZINC LOCK	F81039-8	3	
31	WASHER, Z12.2 SPLIT LOCK ZINC	F81056-2	4	
32	BOLT, M12x75-8.8 HEX HEAD ZINC	F81004-21	4	
33	PIN, HYDRAULIC CYLINDER ZINC-PLATED	086979-1	1	
34	NUT, M12-8-B HEX ZINC	F81034-1	4	

9.5 Log Loader (Part No. 092863)

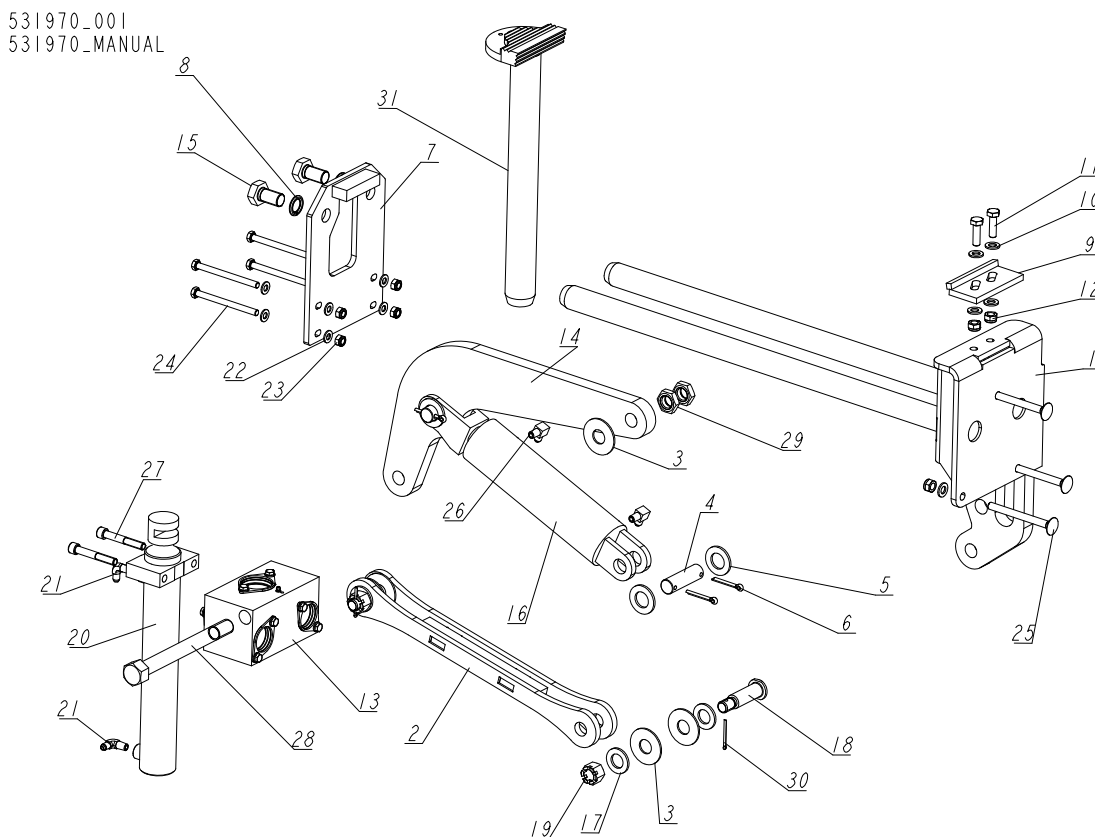
092863_001
092863_MANUAL



REF.	DESCRIPTION (* indicates parts available in assemblies only)	PART NO.	QTY
-	LOG LOADER, S/M FRAME	092863	1
1	BRACKET, LOG LOADER ("M" SUPER FRAME)	500747-1	2
-	ARM, LOG LOADER - COMPLETE (9.5 M FRAME)	090044	1
2	ARM WELDMENT, LOG LOADER	090006-1	1
3	FITTING, 3/16X3/16 STRAIGHT GREASE	P04107	2
4	SHACKLE, M-D WL 0.63 WG PN-92/W-89180	086540	1
5	CHAIN, TIE DOWN ASSEMBLY	A04376	1
-	FOOT, LOG LOADER - COMPLETE (9.5 M FRAME)	090049	2
6	FOOT WELDMENT, LOG LOADER (9.5 M FRAME)	090048-1	1
7	FITTING, 3/16X3/16 STRAIGHT GREASE	P04107	2
8	PIN, 25.4X158 ZINC-PLATED W/PLATE	099127-1	4
9	BOLT, 5/16-18 X 3/4 SELF-TAPPING	F05015-30	2
10	WASHER, 17 SPLIT LOCK ZINC	F81058-1	8
-	CYLINDER ASSEMBLY, LOG LOADING SUPER	015562	2
11	CYLINDER, CJ-S95-16-70/32/203 HYDRAULIC	088680	1
12	FITTING, 1/4NPT VELOCITY FUSE 4.0GPM	015750	1
13	FITTING, 1/4NPT-1/4JIC SWIVEL ELBOW	P12199	1
14	FITTING, 3/8JIC-1/4NPT STRAIGHT	015560	2
15	PIN, HYDRAULIC CYLINDER ZINC-PLATED	086979-1	4
16	WASHER, 28 FLAT ZINC	F81061-1	8
17	PIN, S-FE 5X40 COTTER	F81043-31	5
18	BOLT, M16X140 HEX HEAD ZINC	F81006-4	4
19	NUT, M16-8 HEX NYLON ZINC LOCK	F81036-2	4
20	BOLT, M8X20 8.8 HEX HEAD FULL THREAD ZINC	F81002-4	2

REF.	DESCRIPTION (* indicates parts available in assemblies only)	PART NO.	QTY	
21	WASHER, 8.4 FLAT ZINC	F81054-1	2	
22	NUT, M8-8-B HEX NYLON ZINC LOCK	F81032-2	2	

9.6 Main Log Clamp, WM4000 (No. 531970)

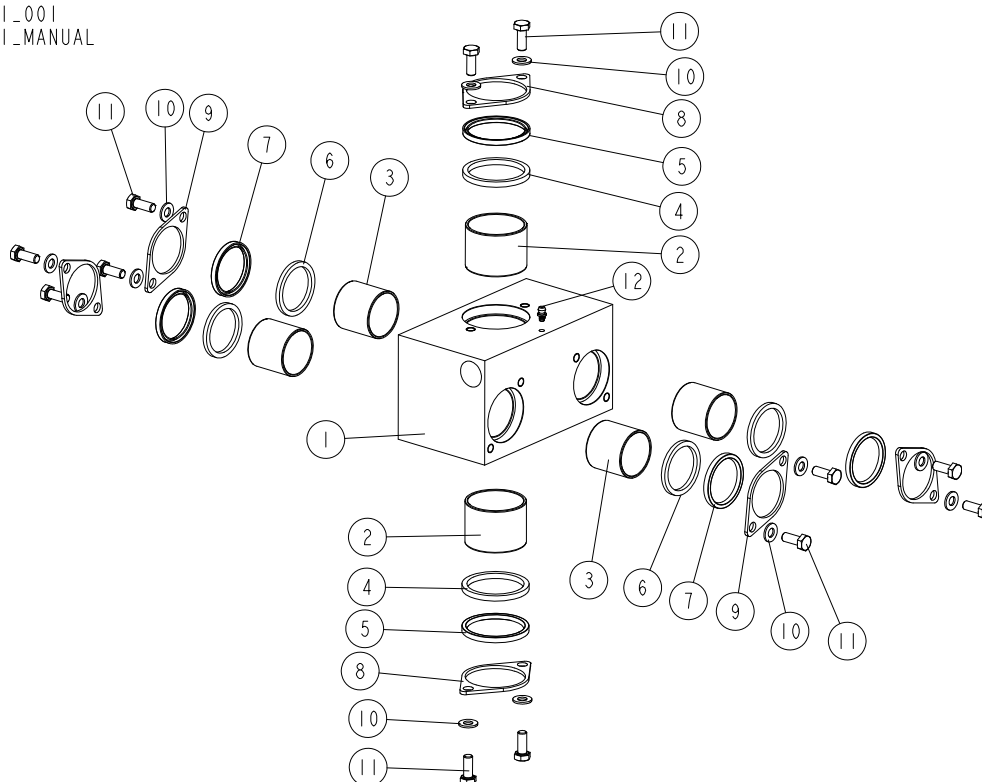


REF.	DESCRIPTION (* indicates parts available in assemblies only)	PART NO.	QTY
-	CLAMP, WM4000 MAIN LOG	531970	1
1	ROD ASSEMBLY, MAIN CLAMP HORIZONTAL	531969-1	1
2	ARM WELDMENT, HYDRAULIC CLAMP	086963-1	1
3	WASHER, 25X63 ZINC-PLATED	088585-1	5
4	PIN, HYDRAULIC CYLINDER ZINC-PLATED	086979-1	2
5	WASHER, 28 FLAT ZINC	F81061-1	4
6	PIN, S-ZN-6.3X45 COTTER	F81045-2	4
7	PLATE, SUPPORT - 2 RODS	531966-1	1
8	WASHER, Z22.5 SPLIT LOCK ZINC	F81059-4	2
9	STOP WELDMENT, HYDRAULIC LOG CLAMP	086980-1	1
10	WASHER, 13 FLAT ZINC	F81056-1	7
11	BOLT, M12X40-8.8 HEX HEAD FULL THREAD ZINC	F81004-4	2
12	NUT, M12 8 HEX NYLON ZINC LOCK	F81034-2	5
13	BLOCK, STEEL W/BUSHINGS - COMPLETE See Section 9.7	521951	1
14	ARM, HYDRAULIC LOG CLAMP	086974-1	1
15	BOLT, M22X1.5X40-8.8-B HEX HEAD FULL THREAD ZINC	F81009-1	2
16	CYLINDER, CJ-S96-16-70/32/178 HYDRAULIC	088589	1
17	WASHER, 25 FLAT ZINC	F81061-3	4
18	PIN, B 24X95/85 ZINC-PLATED	F81049-2	2
19	NUT, Z M20-8-B SLOTTED CASTLE ZINC	F81037-3	2
20	CYLINDER, CJ-S582-16-50/35/300 HYDRAULIC	711617	1

REF.	DESCRIPTION (* indicates parts available in assemblies only)	PART NO.	QTY	
21	FITTING, 1/4NPTX1/4JIC MALE ELBOW	P09142	2	
22	WASHER, 10.5 FLAT ZINC	F81055-1	8	
23	NUT, M10-8-B HEX NYLON ZINC LOCK	F81033-1	4	
24	BOLT, M10X125 8.8 HEX HEAD ZINC	F81003-18	4	
25	BOLT, M12X130 8.8 CARRIAGE ZINC	F81004-26	3	
26	FITTING, 3/8JIC-1/4NPT 90L	015491	2	
27	SCREW, M12X80-8.8-B-FE/ZN5HEX SOCKET HEAD CAP ZINC	F81004-20	2	
28	BOLT, M24X240-8.8-B HEX HEAD ZINC	F81009-17	1	
29	NUT, M24-04-B HEX THIN ZINC	F81039-3	2	
30	PIN, S-ZN-4X45 COTTER	F81043-22	2	
31	ROD ASSEMBLY, VERTICAL	710735-1	1	

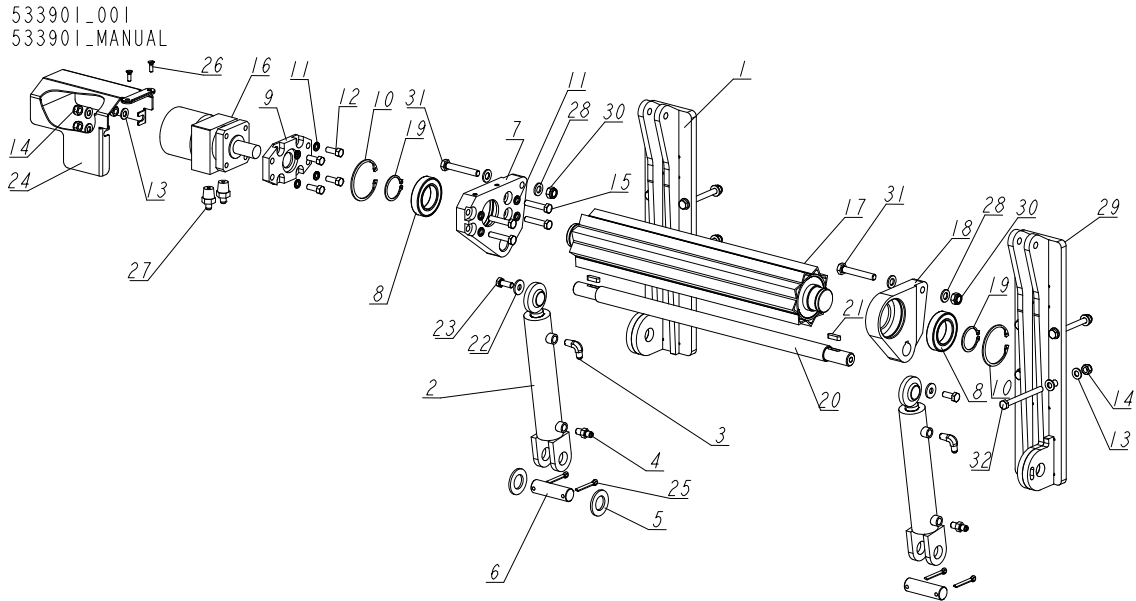
9.7 Steel Block w/Bushings (Part No. 521951)

521951_001
521951_MANUAL



REF.	DESCRIPTION (* indicates parts available in assemblies only)	PART NO.	QTY
-	BLOCK, STEEL W/BUSHINGS - COMPLETE	521951	1
-	BLOCK, STEEL W/BUHINGS	521950-1	1
1	BLOCK, STEEL	521937	1
2	BUSHING, 5040BS SELF-LUBRICATING	088660	2
3	BUSHING, 4040BS SELF-LUBRICATING	525077	4
4	WASHER, 51/60-5	089324	2
5	WIPER, ZZ-50X60X7	088587	2
6	WASHER, WIPER - WIDE	525080	4
7	WIPER, ZZ-40X50X5/7	525079	4
8	FLANGE, CLAMP ROD WIPER	088887-1	2
9	FLANGE, WIPER	525081-1	4
10	WASHER, 8.4 FLAT ZINC	F81054-1	12
11	BOLT, M8X20 8.8 HEX HEAD FULL THREAD ZINC	F81002-4	12
12	FITTING, 3/16X3/16 STRAIGHT GREASE	P04107	1

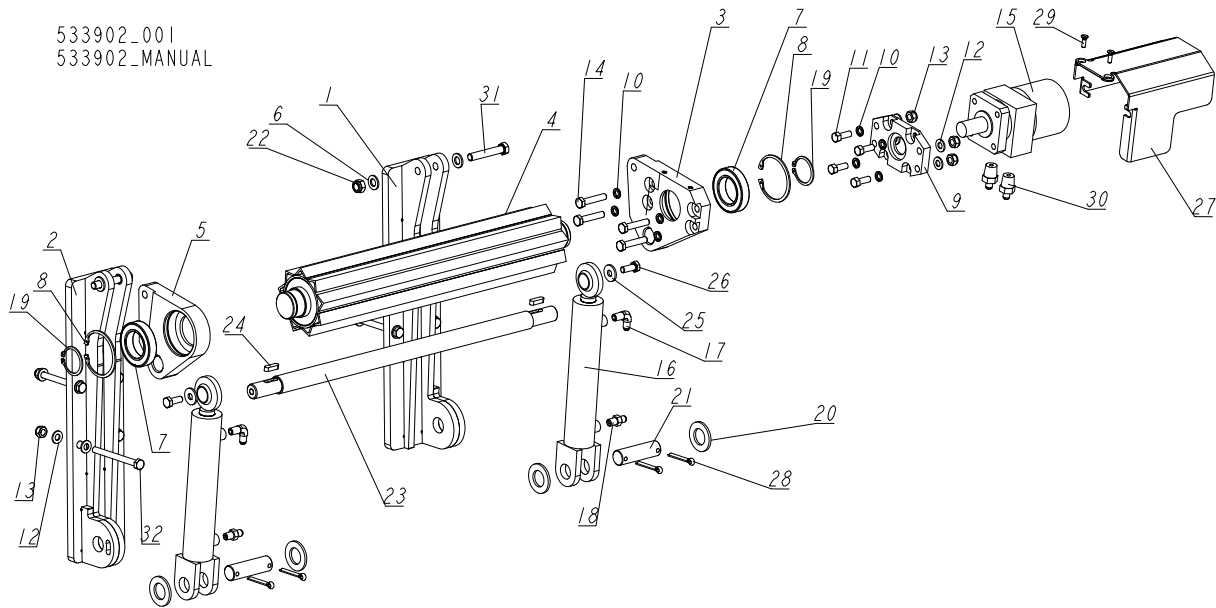
9.8 Driven Log Levelling Roller, Right w/2 Cylinders (No. 533901)



REF.	DESCRIPTION (* indicates parts available in assemblies only)	PART NO.	QTY
-	ROLLER, DRIVEN LOG LEVELLING - RIGHT W/2 CYLINDERS	533901	1
1	BRACKET, WM4000 ROLLER MOUNT - LEFT	531962-1	1
-	CYLINDER, HYDRAULIC W/FITTINGS	085937	2
2	CYLINDER, CJ-S170-16-40/25/152 HYDRAULIC	088681	1
3	FITTING, 1/4NPTX1/4JIC MALE ELBOW	P09142	1
4	FITTING, 1/4NPTX1/4JIC MALE	P09143	1
5	WASHER, 28 FLAT ZINC	F81061-1	2
6	PIN, HYDRAULIC CYLINDER ZINC-PLATED	086979-1	2
7	BRACKET, POWER ROLLER SIDE (W/HM CONNECTOR)	096029-1	1
8	BEARING, 6009.2RSR ROLLING (FAG)	096025	2
9	PLATE, HYDRAULIC MOTOR MOUNT	096030-1	1
10	RING, W 75 INSIDE RETAINING	F81090-41	2
11	WASHER, Z 10.2 SPLIT LOCK ZINC	F81055-2	8
12	BOLT, 3/8-16X1 HH	F05007-7	4
13	WASHER, 10.5 FLAT ZINC	F81055-1	20
14	NUT, M10-8-B HEX NYLON ZINC LOCK	F81033-1	12
15	BOLT, M10X50-8.8 HEX HEAD FULL THREAD ZINC	F81003-4	4
16	MOTOR, MG06-13-13AAAB HYDRAULIC	P21506	1
17	ROLLER WELDMENT, DRIVEN LOG LEVELLING	096028-1	1
18	BRACKET, POWER ROLLER SIDE	096031-1	1
19	RING, Z 45 OUTSIDE RETAINING	F81090-32	2
20	ROD, CONNECTION	520349	1
21	KEY, A8X7X28 PARALLEL	096035	2
22	WASHER, 10.5 SPECIAL FLAT ZINC	F81055-6	3
23	BOLT, M10X25 8.8 HEX HEAD FULL THREAD	F81003-31	3
24	GUARD, HYDRAULIC MOTOR	096037-1	1
25	PIN, S-ZN-6.3X45 COTTER	F81045-2	4
26	SCREW, M6X20-5.8-B SLOTTED COUNTERSUNK HEAD ZINC	F81001-31	2

REF.	DESCRIPTION (* indicates parts available in assemblies only)	PART NO.	QTY	
27	FITTING, 1/2-14NPT/ 7/16-20UNF STRAIGHT W/EXTERNAL THREAD	096919	2	
28	WASHER, 13 FLAT ZINC	F81056-1	4	
29	BRACKET, WM4000 ROLLER MOUNT - RIGHT	531954-1	1	
30	NUT, M12 8 HEX NYLON ZINC LOCK	F81034-2	2	
31	BOLT, M12X75-8.8 HEX HEAD FULL THREAD ZINC	F81004-10	2	
32	BOLT, M10X110-8.8 HEX HEAD ZINC	F81003-43	8	

9.9 Driven Log Levelling Roller - Left w/2 Cylinders (No. 533902)



533902_001
533902_MANUAL

REF.	DESCRIPTION (* indicates parts available in assemblies only)	PART NO.	QTY
-	ROLLER, DRIVEN LOG LEVELLING - LEFT W/2 CYLINDERS	533902	1
1	BRACKET, WM4000 ROLLER MOUNT - RIGHT	531954-1	1
2	BRACKET, WM4000 ROLLER MOUNT - LEFT	531962-1	1
3	BRACKET, POWER ROLLER SIDE (W/HM CONNECTOR)	507684-1	1
4	ROLLER WELDMENT, DRIVEN LOG LEVELLING	096028-1	1
5	BRACKET, POWER ROLLER SIDE	507687-1	1
6	WASHER, 13 FLAT ZINC	F81056-1	4
7	BEARING, 6009.2RSR ROLLING (FAG)	096025	2
8	RING, W 75 INSIDE RETAINING	F81090-41	2
9	PLATE, HYDRAULIC MOTOR MOUNT	096030-1	1
10	WASHER, Z 10.2 SPLIT LOCK ZINC	F81055-2	8
11	BOLT, 3/8-16X1 HH	F05007-7	4
12	WASHER, 10.5 FLAT ZINC	F81055-1	20
13	NUT, M10-8-B HEX NYLON ZINC LOCK	F81033-1	12
14	BOLT, M10X50-8.8 HEX HEAD FULL THREAD ZINC	F81003-4	4
15	MOTOR, MG06-13-13AAAB HYDRAULIC	P21506	1
-	CYLINDER, HYDRAULIC W/FITTINGS	085937	2
16	CYLINDER, CJ-S170-16-40/25/152 HYDRAULIC	088681	1
17	FITTING, 1/4NPTX1/4JIC MALE ELBOW	P09142	1
18	FITTING, 1/4NPTX1/4JIC MALE	P09143	1
19	RING, Z 45 OUTSIDE RETAINING	F81090-32	2
20	WASHER, 28 FLAT ZINC	F81061-1	4
21	PIN, HYDRAULIC CYLINDER ZINC-PLATED	086979-1	2
22	NUT, M12 8 HEX NYLON ZINC LOCK	F81034-2	2
23	ROD, CONNECTION	520349	1
24	KEY, A8X7X28 PARALLEL	096035	2
25	WASHER, 10.5 SPECIAL FLAT ZINC	F81055-6	3
26	BOLT, M10X25 8.8 HEX HEAD FULL THREAD	F81003-31	3

REF.	DESCRIPTION (* indicates parts available in assemblies only)	PART NO.	QTY	
27	GUARD, HYDRAULIC MOTOR	507690-1	1	
28	PIN, S-ZN-6.3X45 COTTER	F81045-2	4	
29	SCREW, M6X20-5.8-B SLOTTED COUNTERSUNK HEAD ZINC	F81001-31	2	
30	FITTING, 1/2-14NPT/ 7/16-20UNF STRAIGHT W/EXTERNAL THREAD	096919	2	
31	BOLT, M12X70-8.8 HEX HEAD ZINC	F81004-39	2	
32	BOLT, M10X110-8.8 HEX HEAD ZINC	F81003-43	8	