

# **Wood-Mizer®**

## **Parts Manual**

---

**LT70H AH**  
**LT70H AH WIDE**

**rev. A2.06**  
**rev. A2.06**

---



**Safety is our #1 concern!** Read and understand all safety information and instructions before operating, setting up or maintaining this machine.

*Form #1071*

# Table of Contents

# Section-Page

<b>SECTION 1</b>	<b>GENERAL INFORMATION</b>	<b>1-1</b>
1.1	How To Use the Parts List.....	1-1
1.2	Sample Assembly .....	1-1
<b>SECTION 2</b>	<b>BLADE GUIDE ASSEMBLIES</b>	<b>2-1</b>
2.1	Blade Guide Assembly, Idle Side .....	2-1
2.2	Blade Guide Assembly, Drive Side .....	2-3
2.3	Blade Guide Arm, Idle Side - Wide Saw Head .....	2-5
2.4	Blade Guide Arm, Idle Side .....	2-7
2.5	Blade Guide Mount Assembly, Drive Side .....	2-10
2.6	Blade Guide w/Extended Roller, Drive Side (524863) .....	2-11
2.7	Blade Guide w/Extended Roller, Idle Side (524855) .....	2-13
2.8	Extended Blade Guide Roller w/Bearings - 522502 .....	2-15
<b>SECTION 3</b>	<b>BLADE WHEELS &amp; TENSIONER</b>	<b>3-1</b>
3.1	Blade Drive Assembly.....	3-1
3.2	Idle-Side Blade Wheel Assembly .....	3-3
3.3	Hydraulic Blade Tensioner Assembly.....	3-4
3.4	Sawdust Flow Guide.....	3-6
3.5	Idle Side Wheel Arm Rocker W/Lever (520539_533944) .....	3-7
3.6	Blade Drive Wheels And Rollers Assembly, 2" Blade (586000) .....	3-8
3.7	2" Blade Drive Wheel (582126) .....	3-9
3.8	Idle Side 2" Blade Wheel (582125) .....	3-10
3.9	Drive Blade Wheel Wiper & Scraper Assembly (586150) .....	3-11
<b>SECTION 4</b>	<b>SAW HEAD</b>	<b>4-1</b>
4.1	Middle Throat Screw .....	4-1
4.2	Drive Belt Tensioner (AC) .....	4-2
4.3	Board Return Assembly (Optional) .....	4-3
4.4	Water Lube Assembly .....	4-5
4.5	Oil Tank .....	4-6
4.6	LT70AC Saw Head Decals .....	4-7
4.7	Blade Housing Covers.....	4-9
4.8	Sawdust Chute.....	4-11
4.9	Sawdust Chute (LT70 Wide only).....	4-12
4.10	Saw Head Rest Bracket & Plate Mount .....	4-13
4.11	LT Sawmill Saw Head Rest Bracket.....	4-14
4.12	Saw Head Support Bracket (only portable sawmills with the new type of "M" frame) 4-15	
<b>SECTION 5</b>	<b>CONTROL BOXES</b>	<b>5-1</b>
5.1	Control Assembly, LT70 AH .....	5-1
5.2	Control Assembly, LT70-RSW .....	5-3
5.3	Control Assembly, LT70 Remote .....	5-5
5.4	Box Assembly, LT70 Remote 10- Section .....	5-7
5.5	Drum Switches .....	5-9

# Table of Contents

# Section-Page

5.6	Circuit Breakers.....	5-10	
5.7	Front Panel Assembly & Harnesses .....	5-11	
5.8	Plate, LT70 Remote Complete Front Control Box .....	5-12	
5.9	Solenoids .....	5-13	
<b>SECTION 6 UP/DOWN SYSTEM</b>			<b>6-1</b>
6.1	Up/Down Rollers & Covers .....	6-1	
6.2	Blade Height Scale .....	6-3	
6.3	Up/Down Chain & Sprockets .....	6-5	
6.4	Safety Switches .....	6-6	
6.5	Up/Down Drive Assembly .....	6-7	
<b>SECTION 7 FEED SYSTEM &amp; TRACK ROLLERS</b>			<b>7-1</b>
7.1	Upper Track Rollers And Wipers.....	7-1	
7.2	Power Feed Assembly .....	7-3	
7.3	Feed Chain/Stop, LT70 S/M .....	7-5	
7.4	Feed Chain/Stop .....	7-6	
7.5	Lower Track Rollers.....	7-7	
<b>SECTION 8 BED FRAME ASSEMBLY</b>			<b>8-1</b>
8.1	Front Hydraulic Hose Duct .....	8-1	
8.2	Middle Hydraulic Hose Duct.....	8-2	
8.3	Rear Hydraulic Hose Duct.....	8-3	
8.4	Front Hydraulic Hose Duct .....	8-4	
8.5	Bed Rails .....	8-5	
8.6	Angled Bed Rail - Additional (Long) .....	8-6	
8.7	Additional Flat Bed Rail (Long) .....	8-8	
8.8	Additional Flat Bed Rail (Short) .....	8-9	
8.9	Additional Angled Bed Rail (Short) .....	8-10	
8.10	Rear Hydraulic Hose Guide .....	8-12	
8.11	Wireway Kit (Option w/o Pantograph) .....	8-13	
8.12	Cable Carrier .....	8-15	
8.13	Stationary Leg Foot Kit .....	8-16	
8.14	Track Rail Extension, LT70 (0.9m) .....	8-17	
8.15	Fine Adjust Outrigger Leg .....	8-19	
8.16	Bed Rail w/Cover .....	8-20	
8.17	Board Removal Bumper for "M" Frame .....	8-22	
8.18	WM4000 Transport Bracket.....	8-23	
8.19	"H" Frame Support Set .....	8-24	
8.20	WM4000 Bed Frame Support .....	8-25	
8.21	Turner Reinforcing Bracket Support, "H" Frame .....	8-26	
8.22	Control Box Transport Bracket for H-SR Frames.....	8-27	
8.23	Support Set for Elevating LT70HRC Frame .....	8-28	
8.24	Adjustable Stationary Leg for Elevating LTH .....	8-29	
8.25	Curtain, 5-Pole for Elevated Frames .....	8-30	
8.26	Pole for Cables - Complete.....	8-31	
8.27	Pole, Cable Guide - Complete .....	8-32	

## Table of Contents

## Section-Page

8.28	Rail, Complete Guide (Cutting Length of 6.5-10 M).....	8-33
8.29	Bed Rail Cover (Part No. 525563) .....	8-34
8.30	Bed Frame End Cover (Part No. 527381) .....	8-35
8.31	Cushion Spring Support Beam (Part No. 534747) .....	8-36
8.32	Leg Foot Set, LT H (No. 532226) .....	8-37
8.33	Main Tube Cover Assembly (Part No. 093052) .....	8-38
8.34	Board Removal Bumper Assembly (Part No. 534734) .....	8-39
8.35	Plate w/Roller, Board Removal Bumper (Part No. 534741) .....	8-41
8.36	Roller w/Rubber Covering (Part No. 534731) .....	8-42
8.37	Board Removal Bumper Roller (Part No. 534732) .....	8-43
8.38	Mast Stops (No. 093031) .....	8-44
8.39	Adjustable Belt Conveyor (Part No. 535018) .....	8-46
8.40	Conveyor Support Assembly (No. 535025) .....	8-47
8.41	Adjustable Belt Conveyor Table (No. 533490) .....	8-48
8.42	Idler Pulley (No. 533494) .....	8-49
8.43	Conveyor Drive Pulley Assembly (No. 535079) .....	8-50
8.44	Motoreducer w/Bracket (No. 535062) .....	8-52
8.45	Steering Plate (No. 536594) .....	8-53
8.46	Left Bracket (No. 539455) .....	8-54
8.47	Right Bracket (No. 539457) .....	8-55

## SECTION 9 LT70H HYDRAULIC SYSTEM

9-1

9.1	WM 4000 Hydraulic Toe Board .....	9-1
9.2	Hydraulic Log Side Supports .....	9-3
9.3	Hose Kit, AH2 R ST Hydraulic .....	9-5
9.4	Electrical Box, AC Hydraulics .....	9-6
9.5	Shock Absorber Assembly - Option for Sawmills Equipped with Hydraulics	9-7
9.6	Front Box 555426 .....	9-9
9.7	Rear Box, 555444 .....	9-11
9.8	Front Box 555427 .....	9-13
9.9	Front Box, 555429 .....	9-15
9.10	Rear Box, 555445 .....	9-17
9.11	Front Box 555430 .....	9-19
9.12	Front Box 555432 .....	9-21
9.13	Front Box, 555433 .....	9-23
9.14	Front Box, 555435 .....	9-25
9.15	Single Side Support Assembly, WM (582445) .....	9-27
9.16	Raised Side Support Assembly. (582444) .....	9-28
9.17	Raised Side Support Assembly. 585458 .....	9-29
9.18	Vertical Side Support (No. 582446) .....	9-31
9.19	Raised Side Support Assembly. 585457 .....	9-33
9.20	Stationary Leg. 589506 .....	9-35
9.21	Vertical Side Support (Flow Divider) - Left. (550162) .....	9-37
9.22	Log Side Support (No. 508630 and 508952) .....	9-39
9.23	Driven Log Levelling Roller, Right w/2 Cylinders (No. 533901) ....	9-41
9.24	Front Box. 555430 .....	9-43
9.25	Front Box. 555432 .....	9-45
9.26	Front Box. 555433 .....	9-47



## Table of Contents

## Section-Page

9.27	Rear Box. 555444 .....	9-49
9.28	Front Box. 555435 .....	9-51
9.29	Chain Log Turner w/Bracket (Part No. 526954) .....	9-53
9.30	Chain Log Turner .....	9-54
9.31	Log Loader, LTH WM Frame (No. 589821) .....	9-56
9.32	Main Log Clamp, WM4000 (No. 531970) .....	9-58
9.33	Steel Block w/Bushings (Part No. 521951) .....	9-60
9.34	Driven Log Levelling Roller - Left w/2 Cylinders (No. 533902) .....	9-61
<b>SECTION 10      DOUBLE TABLE LTH 550165</b>		<b>10-1</b>
10.1	Double Table LTH. 550165 .....	10-2
10.2	Table Module LTH. 568308 .....	10-3
10.3	Long Table LTH. 550163 .....	10-4
10.4	Stationary Leg (Part No. 501639) .....	10-5

## SECTION 1 GENERAL INFORMATION

### 1.1 How To Use the Parts List

- Use the index above to locate the assembly that contains the part you need.
- Go to the appropriate section and locate the part in the illustration.
- Use the number pointing to the part to locate the correct part number and description in the table.
- Parts shown indented under another part are included with that part.
- Parts marked with a diamond (◆) are only available in the assembly listed above the part.

See the sample table below. Sample Part #A01111 includes part F02222-2 and subassembly A03333. Subassembly A03333 includes part S04444-4 and subassembly K05555. The diamond (◆) indicates that S04444-4 is not available except in subassembly A03333. Subassembly K05555 includes parts M06666 and F07777-77. The diamond (◆) indicates M06666 is not available except in subassembly K05555.

1.2 Sample Assembly				
REF.	DESCRIPTION (◆ Indicates Parts Available In Assemblies Only)	PART #	QTY	
	Sample Assembly, Complete (Includes All Indented Parts Below)	A01111	1	
1	Sample Part	F02222-22	1	
	Sample Subassembly (Includes All Indented Parts Below)	A03333	1	
2	Sample Part (◆ Indicates Part Is Only Available With A03333)	S04444-4	1	◆
	Sample Subassembly (Includes All Indented Parts Below)	K05555	1	
3	Sample Part (◆ Indicates Part Is Only Available With K05555)	M06666	2	◆
4	Sample Part	F07777-77	1	

#### To Order Parts:

- From Europe call our European Headquarters and Manufacturing Facility in Kolo, Poland at **+48-63-2626000**. From the continental U.S., call our toll-free Parts hotline at **1-800-525-8100**. Have your customer number, vehicle identification number, and part numbers ready when you call. From other international locations, contact the Wood-Mizer distributor in your area for parts.

#### Office Hours:

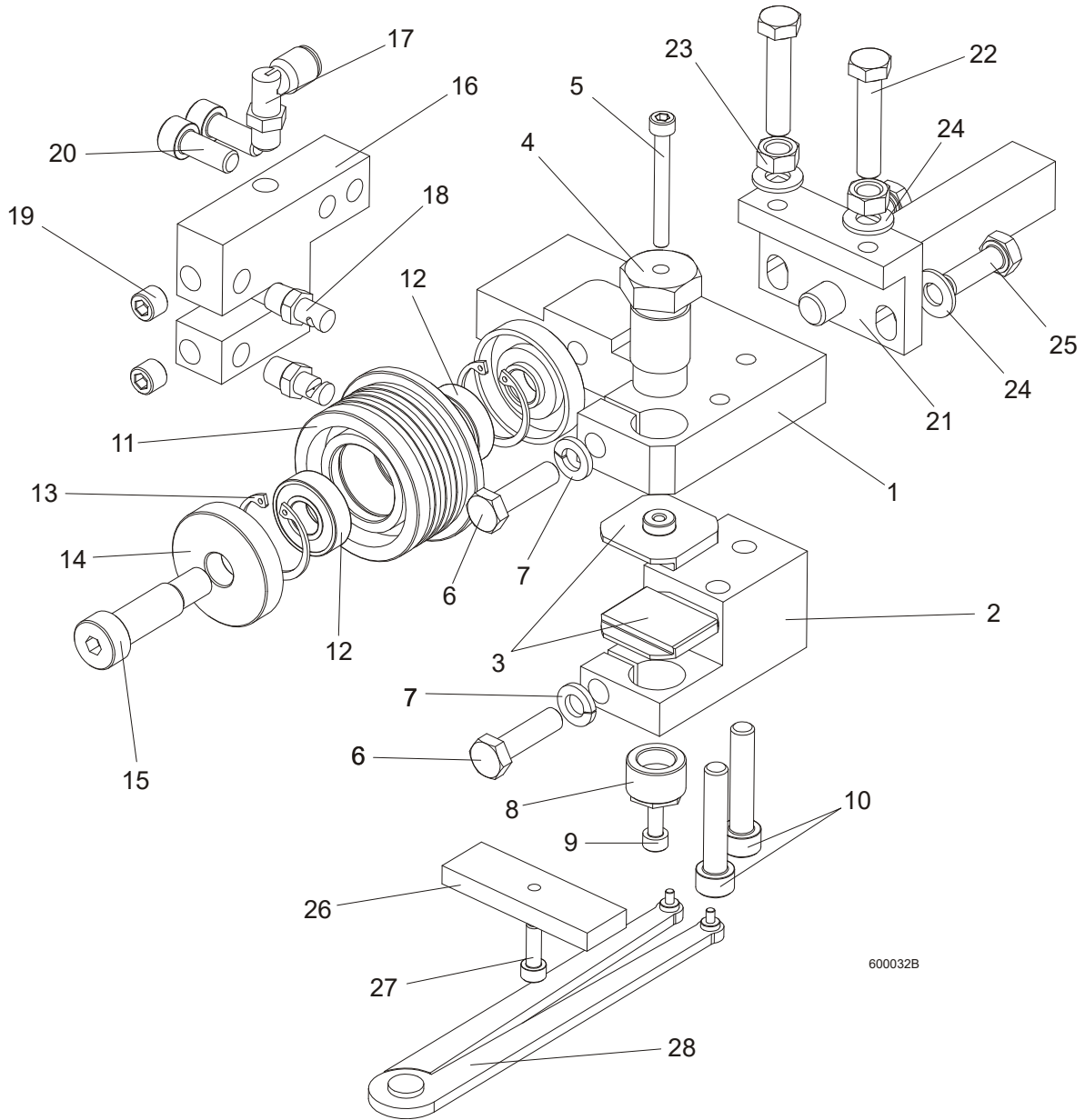
Country	Monday - Friday	Saturday	Sunday
Poland	7-15	Closed	Closed
US	8 a.m.- 5 p.m.	8 a.m.- 12 p.m.	Closed



**CAUTION!** It is strongly recommended that only original spare parts be used.

## SECTION 2 BLADE GUIDE ASSEMBLIES

### 2.1 Blade Guide Assembly, Idle Side

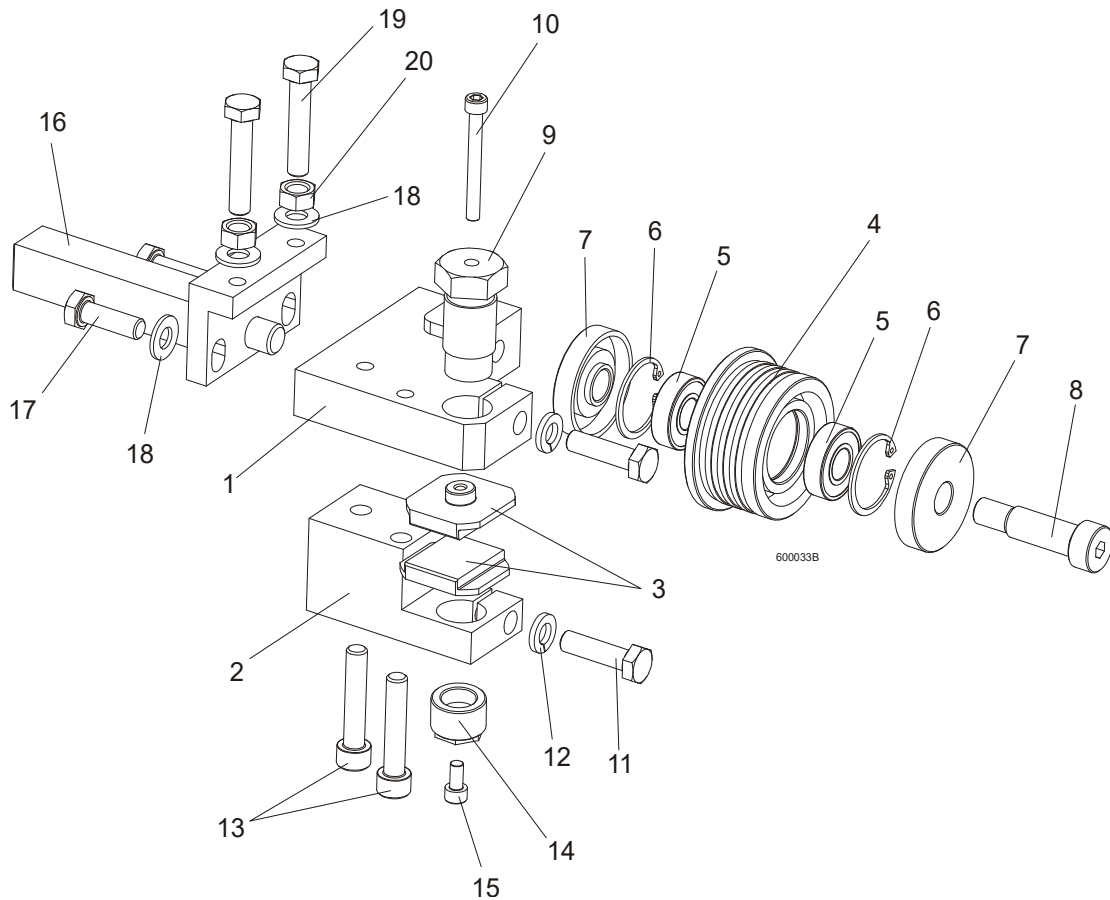


600032B

**Blade Guide Assemblies***Blade Guide Assembly, Idle Side*

REF	DESCRIPTION (◆ INDICATES PARTS AVAILABLE IN ASSEMBLIES ONLY)	PART #	QTY
	<b>BLADE GUIDE ASSEMBLY, IDLE SIDE, EXTENDED (FOR OPTIONAL USE WITH 1 1/2" BLADES)</b>	092997	1
1	Block, Blade Guide Mount Zinc-Plated	090947-1	1
2	Block, Lower Ceramic Pad Mount Zinc-Plated	090948-1	1
3	Block, Blade Guide Zinc	093430-1	2
4	Bolt, Upper Pad Adjustment Zinc-Plated	089515-1	1
5	SCREW, M5X45 DIN912 A2-70 HEX SOCKET HE	F81000-24	1
6	Bolt, M8x30 DIN933 A2-70 Stainless Steel	F81002-27	2
7	WASHER 8,2 SPLIT LOCK ZINC	F81054-4	2
8	Screw, Lower Pad Adjuster Zinc-Plated	516191-1	1
9	SCREW, M5X10 DIN912 A2-70 HEX SOCKET HE	F81000-23	1
10	Screw, M8x40-8.8 Hex Socket Head Cap Zinc	F81002-29	2
	Roller, Blade Guide w/Bearing, Extended	092939	1
11	Roller, Blade Guide Extended	087890	1
12	BEARING, 6001 2RSR (FAG, SKF)	087893	2
13	Ring, W28 Inside Retaining	F81090-9	2
14	RING, ZINC-PLATED SPACER	087891-1	1
	Washer, Blade Guide Roller Spacer Zinc-Plated	087892-1	1
15	Screw, 12/M10x30 12.9 ISO 7379 Socket Head Shoulder	F81003-70	1
	Screw, 12/M10x35 12.9 ISO 7379 Socket Head Shoulder (used with the Extended Roller only)	F81003-48	1
16	Block, Nozzle Mounting Zinc-Plated	090487-1	1
17	ELBOW, 90 DEG 1/8MPT 1/4 TUBE SWIVEL	P09736	1
18	Nozzle, Blade Lube Spray	033479	2
19	PLUG, M10X1 DIN906 BN40 ZINC	F81015-3	2
20	Screw, M8x20-8.8 Hex Socket Head Cap Zinc	F81002-30	2
21	BRACKET WELDMENT, BLADE GUIDE ZINC-PLATE	089509-1	1
22	Bolt, M8x40 DIN933 A2-70 Stainless Steel	F81002-28	2
23	NUT, M8 DIN 934 A2-70 STAINLESS STEEL	F81032-7	2
24	WASHER, 8.4 FLAT ZINC	F81054-1	4
25	Bolt, M8x25 DIN933 A2-70 Stainless Steel	F81002-26	2
	PLATE, BLADE GUIDE ALIGNMENT - COMPLETE	090951	1
26	PLATE, BLADE GUIDE ALIGNMENT ZINC-PLATED	090805-1	1
27	Screw, M5X16-8.8 Hex Socket Head Cap Zinc	F81000-25	1
28	Tool, 62860-3 (PERSCHMAN) Lower Pad Adjustment	090949	1

## 2.2 Blade Guide Assembly, Drive Side



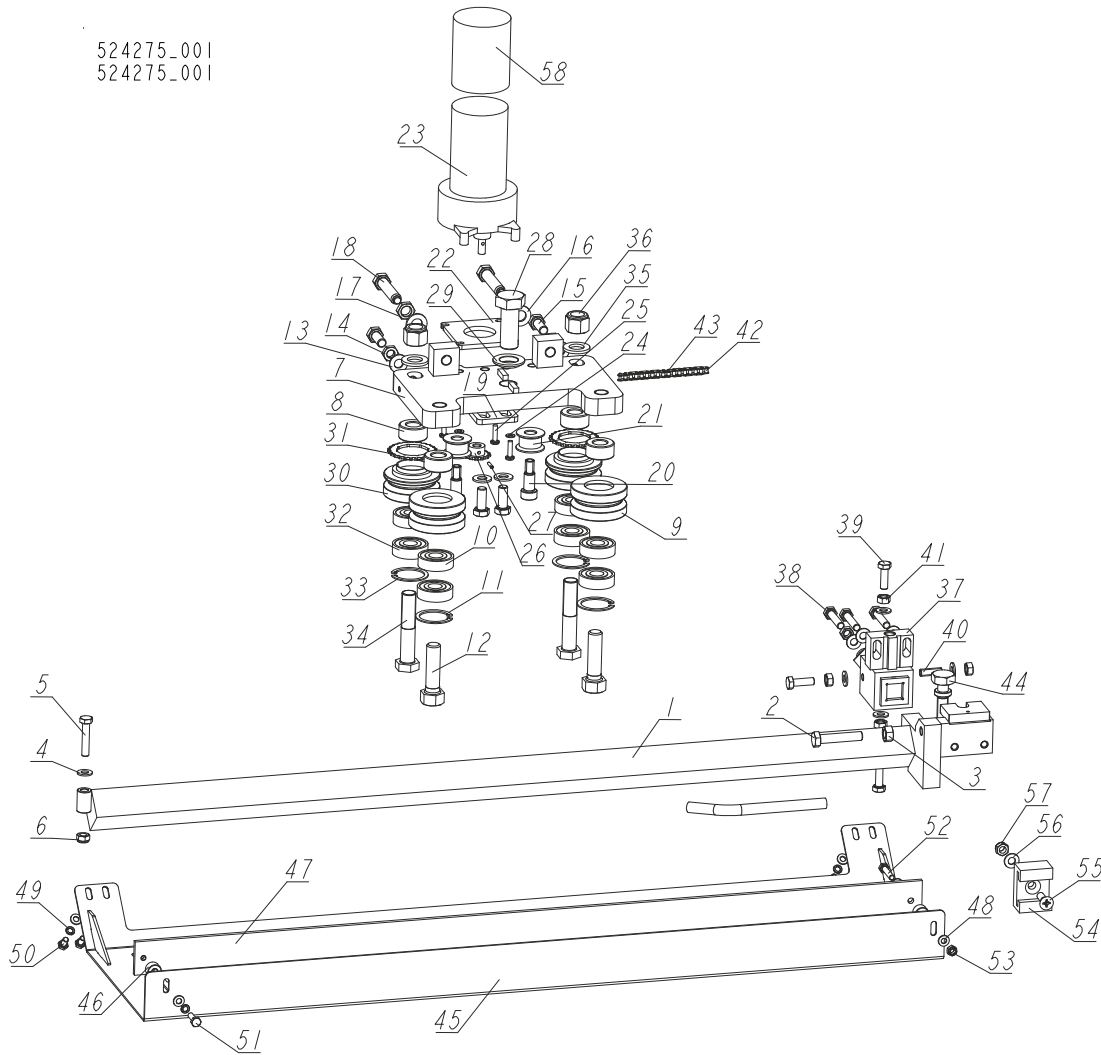
REF	DESCRIPTION (◆ INDICATES PARTS AVAILABLE IN ASSEMBLIES ONLY)	PART #	QTY	
	<b>BLADE GUIDE ASSEMBLY, DRIVE SIDE, EXTENDED (FOR OPTIONAL USE WITH 1 1/2" BLADES)</b>	092998	1	
1	Block, Blade Guide Mount Zinc-Plated	090944-1	1	
2	Block, Lower Ceramic Pad Mount Zinc-Plated	090946-1	1	
3	Block, Blade Guide Zinc	093430-1	2	
4	Roller, Blade Guide w/Bearing, Extended	092939	1	
4	Roller, Blade Guide Extended	087890	1	
5	BEARING, 6001 2RSR (FAG, SKF)	087893	2	◆
6	Ring, W28 Inside Retaining	F81090-9	2	
7	RING, ZINC-PLATED SPACER	087891-1	1	
	Washer, Blade Guide Roller Spacer Zinc-Plated	087892-1	1	
8	Screw, 12/M10x30 12.9 ISO 7379 Socket Head Shoulder	F81003-70	1	
	Screw, 12/M10x35 12.9 ISO 7379 Socket Head Shoulder (used with the Extended Roller only)	F81003-48	1	
9	Bolt, Upper Pad Adjustment	089515	1	
10	SCREW, M5X45 DIN912 A2-70 HEX SOCKET HE	F81000-24	1	
11	Bolt, M8x30 DIN933 A2-70 Stainless Steel	F81002-27	2	
12	WASHER 8,2 SPLIT LOCK ZINC	F81054-4	2	
13	Screw, M8x40-8.8 Hex Socket Head Cap Zinc	F81002-29	2	
14	SCREW, LOWER PAD ADJUSTER ZINC-PLATED	516191-1	1	

**2****Blade Guide Assemblies***Blade Guide Assembly, Drive Side*

---

<b>15</b>	SCREW, M5X10 DIN912 A2-70 HEX SOCKET HE	F81000-23	1	
<b>16</b>	BRACKET WELDMENT, BLADE GUIDE ZINC-PLATE	089509-1	1	
<b>17</b>	Bolt, M8x25 DIN933 A2-70 Stainless Steel	F81002-26	2	
<b>18</b>	WASHER, 8.4 FLAT ZINC	F81054-1	4	
<b>19</b>	Bolt, M8x40 DIN933 A2-70 Stainless Steel	F81002-28	2	
<b>20</b>	NUT, M8 DIN 934 A2-70 STAINLESS STEEL	F81032-7	2	

### 2.3 Blade Guide Arm, Idle Side - Wide Saw Head



REF	DESCRIPTION (◆ INDICATES PARTS AVAILABLE IN ASSEMBLIES ONLY)	PART #	QTY
-	<b>ARM, BLADE GUIDE - IDLE SIDE</b>	524275	1
1	ARM, BLADE GUIDE ZINC-PLATED	524273-1	1
2	BOLT, M10X50MM,HEX HEAD FULL THREAD ZINC	F81003-4	1
3	NUT, M10-8-B-HEX ZINC	F81033-3	1
4	WASHER, 8.4 FLAT ZINC	F81054-1	8
5	BOLT, M8X40-8.8 HEX HEAD FULL THREAD ZINC	F81002-15	1
6	NUT, M8-8-B HEX NYLON ZINC LOCK	F81032-2	1
7	PLATE WELDMENT, BLADE GUIDE ARM ZINC-PLATED	090800-1	1
8	BUSHING, 16/32-16 ZINC-PLATED	090804-1	4
-	ROLLER ASSY, B/G IDLER	042543	2
9	ROLLER, 2 1/2 V-GROOVE	042536	1
10	BEARING, 5/8X1.7548X.4724	P06030-1	2
11	RING, 1.575 INTERNAL BEVELED RETAINING	F04254-8	1
12	BOLT, 5/8-18X2 1/4 HH GRADE 5	F05009-80	2
13	WASHER, 10.5 FLAT ZINC	F81055-1	4
14	NUT, M10-04-W HEX ZINC THIN	F81033-6	2
15	BOLT, M10X25 8.8 HEX HEAD FULL THREAD	F81003-31	4

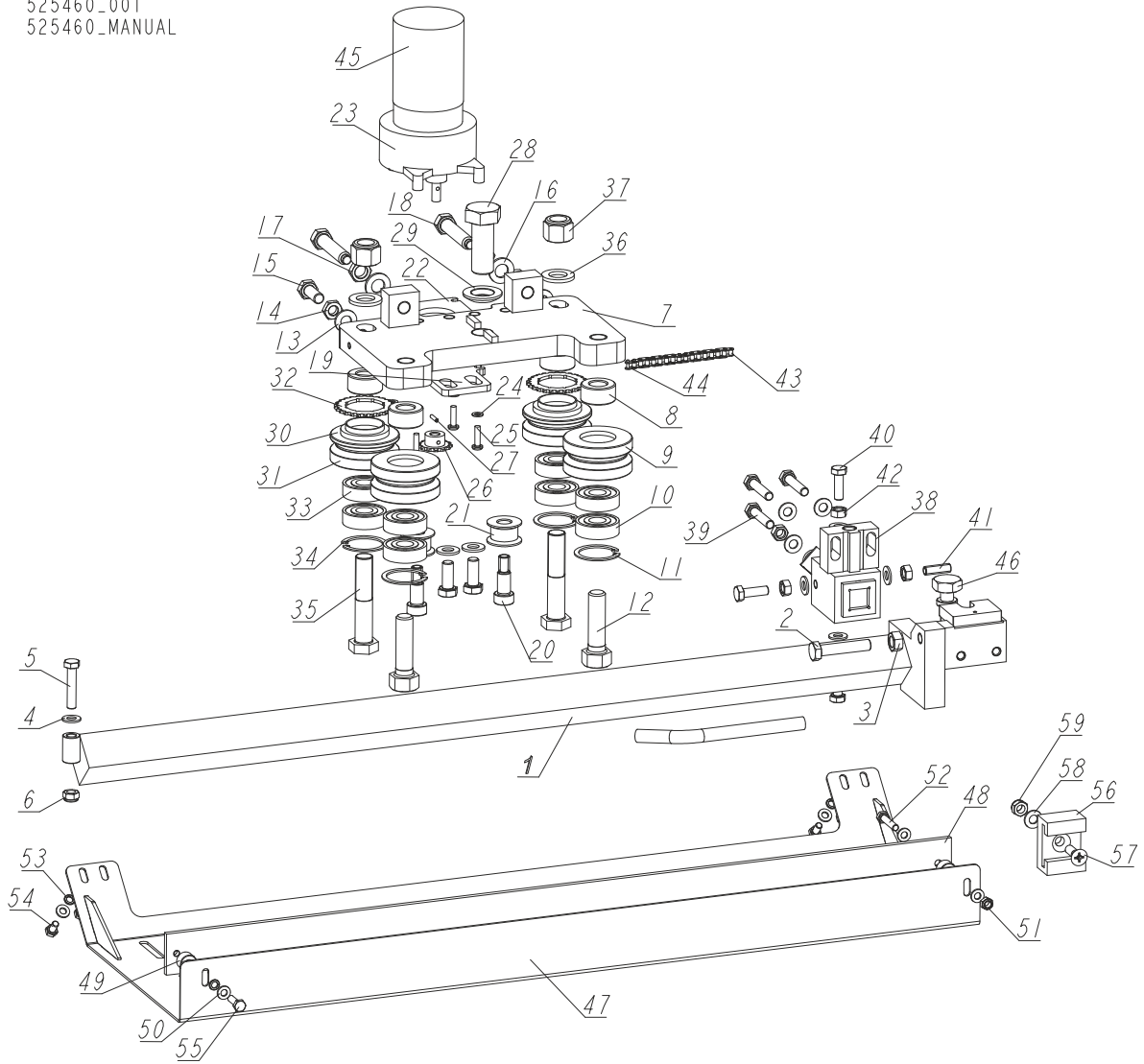
**Blade Guide Assemblies***Blade Guide Arm, Idle Side - Wide Saw Head*

REF	DESCRIPTION (◆ INDICATES PARTS AVAILABLE IN ASSEMBLIES ONLY)	PART #	QTY
16	WASHER, 13 FLAT ZINC	F81056-1	2
17	NUT, M12X1.25-8 HEX THIN ZINC	F81034-5	2
18	SCREW, M12X1.25X60-33H HEX SET ZINC W/FULL DOG POINT	F81004-52	2
19	PLATE, BLADE GUIDE MOTOR MOUNT	557374-1	1
20	BOLT, 12/M10X20 12.9 ISO7379 SHOULDER (BOSSARD)	F81003-68	2
21	ROLLER, CHAIN GUIDE	090801	2
22	PLATE, SPACER	557373-1	1
23	MOTOR, CURRENT APPLICATION 1/30HP 12VDC GEAR	557161	1
24	WASHER, 5.3 FLAT ZINC	F81052-1	4
25	BOLT, #10-32X3/4 CRSL PH	F81000-35	4
26	SPROCKET, 25B13X.3130	P09970	1
27	PIN, 3X14 GEOMET ROLL	F81044-4	1
28	BOLT, M20X1.5X50-8.8-B HEX HEAD FULL THREAD ZINC	F81007-2	1
29	WASHER, DIN 6319-21C SPHERICAL (GOMA)	F81059-6	1
-	ROLLER ASSY, B/G DRIVE	042542	2
-	ROLLER ASSY, B/G PRESSED DRIVE	042541	1
30	ROLLER, 2.5 V-GROOVE DRIVE	042535	1
31	SPROCKET, #25 CHAIN 26 TOOTH	S09931	1
32	BEARING, 5/8X1.7548X.4724	P06030-1	2
33	RING, 1.575 INTERNAL BEVELED RETAINING	F04254-8	1
34	BOLT, 5/8-18X3 1/4 HHC GRADE 5	F05009-98	2
35	WASHER, 17 SPLIT LOCK ZINC	F81058-1	2
36	NUT, 5/8-18 NYLON ZINC LOCK	F05010-71	2
37	MOUNTING BLOCK, DRIVE SIDE BLADE GUIDE (	089503-1	1
38	BOLT, M8X40 DIN933 A2-70 STAINLESS STEEL	F81002-28	3
39	BOLT, M8X25 DIN933 A2-70 STAINLESS STEEL	F81002-26	3
40	SCREW, M8X25 A2-70 DIN 913 STAINLESS STE	F81014-3	1
41	NUT, M8 DIN 934 A2-70 STAINLESS STEEL	F81032-7	5
-	CHAIN, BLADE GUIDE ARM DRIVE	093805	1
42	CHAIN, #25X92 PITCHES B/G	042443	2
43	LINK, 25 MASTER	P09983	2
44	BOLT, BLADE GUIDE ADJUSTMENT (ZINC-PL.)	506552-1	1
-	GUARD, LT70 BLADE - COMPLETE	525483	1
45	GUARD WELDMENT, LT70 BLADE	525480-1	1
46	BUSHING, 6.5/16-10.5	525463-1	2
47	BAR, LT70 BLADE GUARD	524272	1
48	WASHER, 6.4 FLAT ZINC	F81053-1	7
49	WASHER, Z 6.1 SPLIT LOCK	F81053-3	5
50	BOLT, M6X12-8.8 HEX HEAD FULL THREAD ZIN	F81001-7	4
51	BOLT, M6X20 8.8 HEX HEAD FULL THREAD ZINC	F81001-2	1
52	BOLT, M6X30-8.8 HEX HEAD FULL THREAD	F81001-13	1
53	NUT, M6-8-B HEX NYLON ZINC LOCK	F81031-2	1
54	BRACKET, BLADE GUIDE ARM GUIDE	088305	1
55	BOLT, M8X25 PAN HEAD ZINC	F81002-51	1
56	WASHER, 8.4 FLAT ZINC	F81054-1	1
57	NUT, M8-8-B HEX NYLON ZINC LOCK	F81032-2	1
58	CAP, 2.5 ID X 3 RUBBER	023720	1



**2.4 Blade Guide Arm, Idle Side**

525460\_001  
525460\_MANUAL



REF	DESCRIPTION (◆ INDICATES PARTS AVAILABLE IN ASSEMBLIES ONLY)	PART #	QTY
-	<b>ARM, BLADE GUIDE - IDLE SIDE</b>	525460	1
1	ARM, BLADE GUIDE ZINC-PLATED	525856-1	1
2	BOLT, M10X50MM,HEX HEAD FULL THREAD ZINC	F81003-4	1
3	NUT, M10-8-B-HEX ZINC	F81033-3	1
4	WASHER, 8.4 FLAT ZINC	F81054-1	8
5	BOLT, M8X40-8.8 HEX HEAD FULL THREAD ZINC	F81002-15	1
6	NUT, M8-8-B HEX NYLON ZINC LOCK	F81032-2	1
7	PLATE WELDMENT, BLADE GUIDE ARM ZINC-PLATED	090800-1	1
8	BUSHING, 16/32-16 ZINC-PLATED	090804-1	4
-	ROLLER ASSY, B/G IDLER	042543	2
9	ROLLER, 2 1/2 V-GROOVE	042536	1
10	BEARING, 5/8X1.7548X.4724	P06030-1	2
11	RING, 1.575 INTERNAL BEVELED RETAINING	F04254-8	1

**Blade Guide Assemblies***Blade Guide Arm, Idle Side*

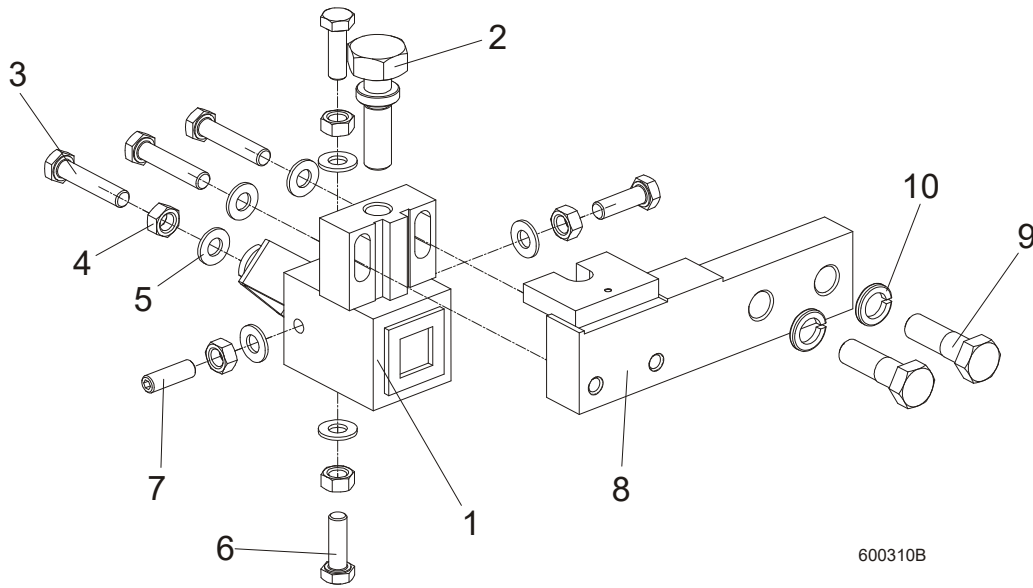
REF	DESCRIPTION (◆ INDICATES PARTS AVAILABLE IN ASSEMBLIES ONLY)	PART #	QTY
12	BOLT, 5/8-18X2 1/4 HH GRADE 5	F05009-80	2
13	WASHER, 10.5 FLAT ZINC	F81055-1	4
14	NUT, M10-04-W HEX ZINC THIN	F81033-6	2
15	BOLT, M10X25 8.8 HEX HEAD FULL THREAD	F81003-31	4
16	WASHER, 13 FLAT ZINC	F81056-1	2
17	NUT, M12X1.25-8 HEX THIN ZINC	F81034-5	2
18	SCREW, M12X1.25X60-33H HEX SET ZINC W/FULL DOG POINT	F81004-52	2
19	PLATE, BLADE GUIDE MOTOR MOUNT	557374-1	1
20	BOLT, 12/M10X20 12.9 ISO7379 SHOULDER (BOSSARD)	F81003-68	2
21	ROLLER, CHAIN GUIDE	090801	2
22	PLATE, SPACER	557373-1	1
23	MOTOR, CURRENT APPLICATION 1/30HP 12VDC GEAR	557161	1
24	WASHER, 5.3 FLAT ZINC	F81052-1	4
25	BOLT, #10-32X3/4 CRSL PH	F81000-35	4
26	SPROCKET, 25B13X.3130	P09970	1
27	PIN, 3X14 GEOMET ROLL	F81044-4	1
28	BOLT, M20X1.5X50-8.8-B HEX HEAD FULL THREAD ZINC	F81007-2	1
29	WASHER, DIN 6319-21C SPHERICAL (GOMA)	F81059-6	1
30	ROLLER ASSY, B/G DRIVE	042542	2
-	ROLLER ASSY, B/G PRESSED DRIVE	042541	1
31	ROLLER, 2.5 V-GROOVE DRIVE	042535	1
32	SPROCKET, #25 CHAIN 26 TOOTH	S09931	1
33	BEARING, 5/8X1.7548X.4724	P06030-1	2
34	RING, 1.575 INTERNAL BEVELED RETAINING	F04254-8	1
35	BOLT, 5/8-18X3 1/4 HHC GRADE 5	F05009-98	2
36	WASHER, 17 SPLIT LOCK ZINC	F81058-1	2
37	NUT, 5/8-18 NYLON ZINC LOCK	F05010-71	2
38	MOUNTING BLOCK, DRIVE SIDE BLADE GUIDE (	089503-1	1
39	BOLT, M8X40 DIN933 A2-70 STAINLESS STEEL	F81002-28	3
40	BOLT, M8X25 DIN933 A2-70 STAINLESS STEEL	F81002-26	3
41	SCREW, M8X25 A2-70 DIN 913 STAINLESS STE	F81014-3	1
42	NUT, M8 DIN 934 A2-70 STAINLESS STEEL	F81032-7	5
-	CHAIN, BLADE GUIDE ARM DRIVE	093805	1
43	CHAIN, #25X92 PITCHES B/G	042443	2
44	LINK, 25 MASTER	P09983	2
45	CAP, 2.5 ID X 3 RUBBER	023720	1
46	BOLT, BLADE GUIDE ADJUSTMENT (ZINC-PL.)	506552-1	1
-	GUARD, LT70 STANDARD BLADE	525860	1
47	GUARD WELDMENT, LT70 BLADE	525459-1	1
48	BAR, BLADE GUARD	088306	1
49	BUSHING, 6.5/16-10.5	525463-1	2
50	WASHER, 6.4 FLAT ZINC	F81053-1	7
51	NUT, M6-8-B HEX NYLON ZINC LOCK	F81031-2	1
52	BOLT, M6X30-8.8 HEX HEAD FULL THREAD	F81001-13	1
53	WASHER, Z 6.1 SPLIT LOCK	F81053-3	5
54	BOLT, M6X12-8.8 HEX HEAD FULL THREAD ZIN	F81001-7	4
55	BOLT, M6X20 8.8 HEX HEAD FULL THREAD ZINC	F81001-2	1

**Blade Guide Assemblies**  
*Blade Guide Arm, Idle Side*

**2**

REF	DESCRIPTION (◆ INDICATES PARTS AVAILABLE IN ASSEMBLIES ONLY)	PART #	QTY	
56	BRACKET, BLADE GUIDE ARM GUIDE	088305	1	
57	BOLT, M8X25 PAN HEAD ZINC	F81002-51	1	
58	WASHER, 8.4 FLAT ZINC	F81054-1	1	
59	NUT, M8-8-B HEX NYLON ZINC LOCK	F81032-2	1	

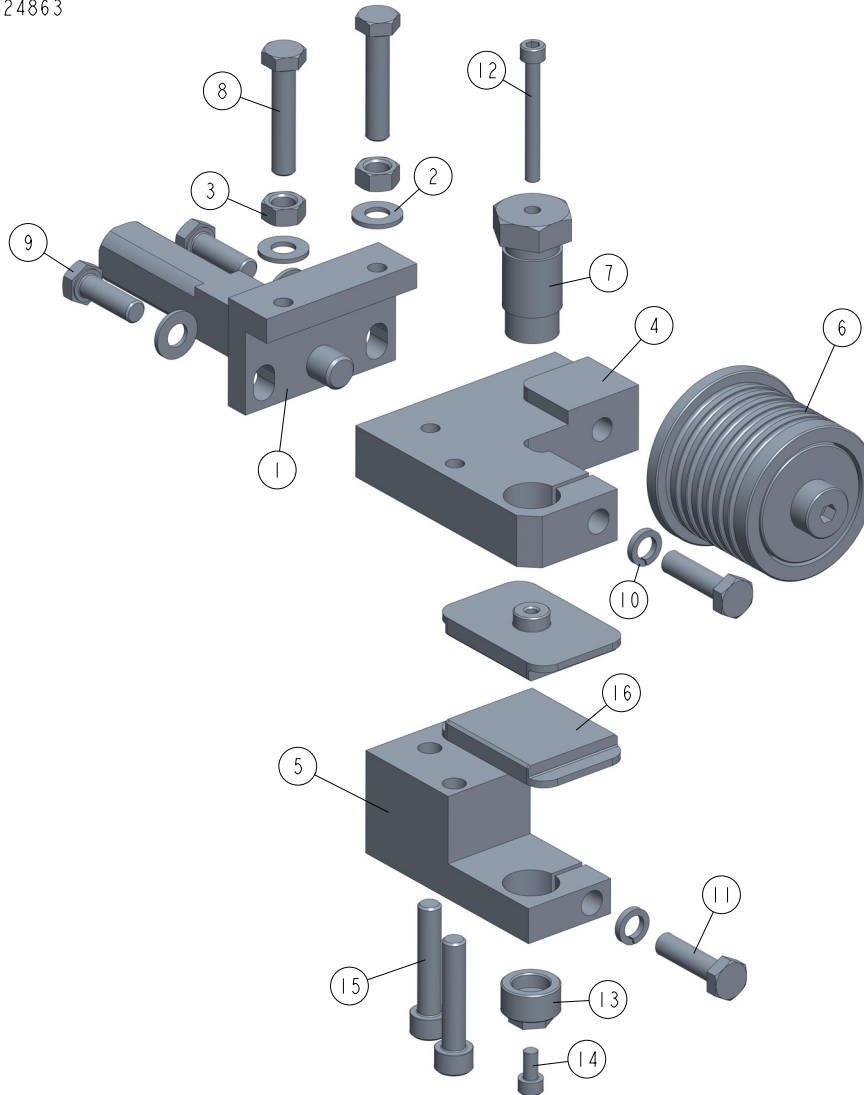
**2.5 Blade Guide Mount Assembly, Drive Side**



600310B

REF	DESCRIPTION (◆ INDICATES PARTS AVAILABLE IN ASSEMBLIES ONLY)	PART #	QTY
	<b>MOUNTING BLOCK, DRIVE SIDE</b>	091338	1
1	MOUNTING BLOCK, DRIVE SIDE BLADE GUIDE (ZINC-PL.)	089503-1	1
2	BOLT, BLADE GUIDE ADJUSTMENT (ZINC-PL.)	506552-1	1
3	BOLT, M8x40 DIN933 A2-70 STAINLESS STEEL	F81002-28	3
4	NUT, M8 DIN 934 A2-70 STAINLESS STEEL	F81032-7	5
5	WASHER, 8.4 FLAT ZINC	F81054-1	7
6	BOLT, M8x25 DIN933 A2-70 STAINLESS STEEL	F81002-26	3
7	SCREW, M8x25 A2-70 DIN 913 STAINLESS STEEL SET	F81014-3	1
8	BAR, BLADE GUIDE MOUNT (ZINC-PL.)	089501-1	1
9	BOLT, M12x40-8.8 HEX HEAD ZINC	F81004-1	2
10	WASHER, Z12.2 SPLIT LOCK ZINC	F81056-2	2

## 2.6 Blade Guide w/Extended Roller, Drive Side (524863)

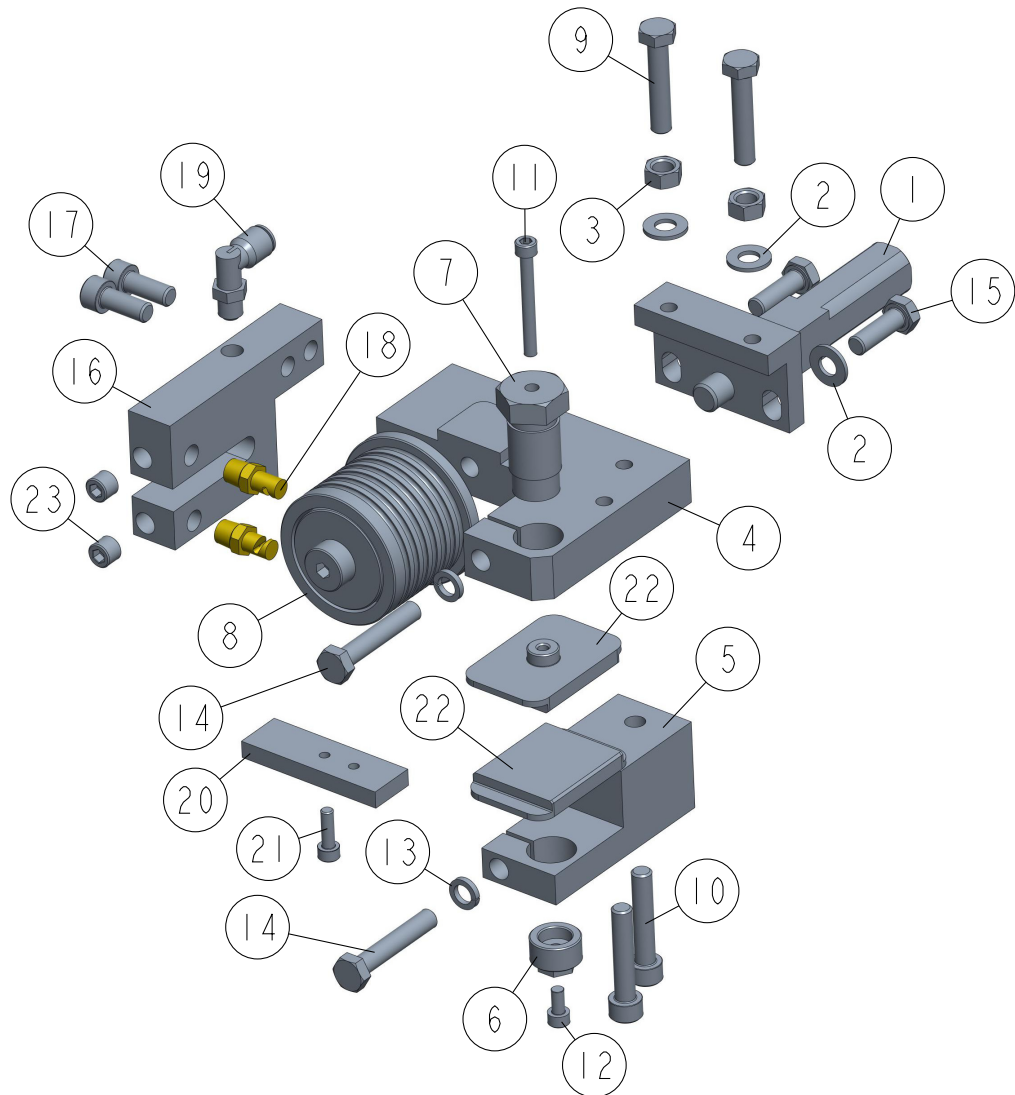
524863\_001\_A  
524863

REF	DESCRIPTION (◆ indicates parts available in assemblies only)	PART #	QTY
-	<b>BLADE GUIDE W/EXTENDED ROLLER, DRIVE SID</b>	<b>524863</b>	<b>1</b>
1	BRACKET WELDMENT, BLADE GUIDE ZINC-PLATE	089509-1	1
2	WASHER, 8.4 FLAT ZINC	F81054-1	4
3	NUT, M8 DIN 934 A2-70 STAINLESS STEEL	F81032-7	2
4	PLATE, BLADE GUIDE MOUNT	524861-1	1
5	BLOCK, LOWER PAD SUPPORT	524862-1	1
6	ROLLER, BLADE GUIDE - EXTENDED W/BEARING <a href="#">See Section 2.8</a>	522502	1
7	BOLT, UPPER PAD ADJUSTMENT ZINC-PLATED	089515-1	1
8	BOLT, M8X40 DIN933 A2-70 STAINLESS STEEL	F81002-28	2
9	BOLT, M8X25 DIN933 A2-70 STAINLESS STEEL	F81002-26	2
10	WASHER 8,2 SPLIT LOCK ZINC	F81054-4	2
11	BOLT, M8X30 DIN933 A2-70 STAINLESS STEEL	F81002-27	2
12	SCREW, M5X45 DIN912 A2-70 HEX SOCKET HE	F81000-24	1
13	SCREW, LOWER PAD ADJUSTER ZINC-PLATED	516191-1	1
14	SCREW, M5X10 DIN912 A2-70 HEX SOCKET HE	F81000-23	1

REF	DESCRIPTION (◆ indicates parts available in assemblies only)	PART #	QTY	
15	SCREW, M8X40-8.8 HEX SOCKET HEAD CAP ZIN	F81002-29	2	
16	PAD, BLADE GUIDE (W/EXTENDED ROLLER)	524859-1	2	

## 2.7 Blade Guide w/Extended Roller, Idle Side (524855)

524855\_001  
524855\_MANUAL



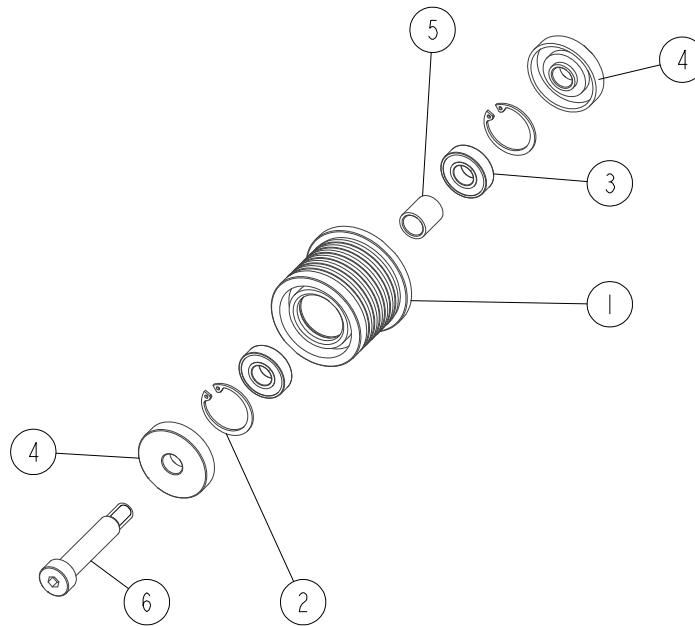
REF	DESCRIPTION (◆ indicates parts available in assemblies only)	PART #	QTY
-	BLADE GUIDE W/EXTENDED ROLLER, IDLE SIDE	524855	1
1	BRACKET WELDMENT, BLADE GUIDE ZINC-PLATE	089509-1	1
2	WASHER, 8.4 FLAT ZINC	F81054-1	4
3	NUT, M8 DIN 934 A2-70 STAINLESS STEEL	F81032-7	2
4	PLATE, BLADE GUIDE MOUNT - LEFT	524856-1	1
5	BLOCK, LOWER PAD SUPPORT LEFT	524857-1	1
6	SCREW, LOWER PAD ADJUSTER ZINC-PLATED	516191-1	1
7	BOLT, UPPER PAD ADJUSTMENT ZINC-PLATED	089515-1	1
8	ROLLER, BLADE GUIDE - EXTENDED W/BEARING <a href="#">See Section 2.8</a>	522502	1
9	BOLT, M8X40 DIN933 A2-70 STAINLESS STEEL	F81002-28	2
10	SCREW, M8X40-8.8 HEX SOCKET HEAD CAP ZIN	F81002-29	2
11	SCREW, M5X45 DIN912 A2-70 HEX SOCKET HE	F81000-24	1
12	SCREW, M5X10 DIN912 A2-70 HEX SOCKET HE	F81000-23	1
13	WASHER 8,2 SPLIT LOCK ZINC	F81054-4	2

REF	DESCRIPTION (◆ indicates parts available in assemblies only)	PART #	QTY	
14	BOLT, M8X45-8.8 HEX HEAD FULL THREAD ZIN	F81002-14	2	
15	BOLT, M8X25 DIN933 A2-70 STAINLESS STEEL	F81002-26	2	
16	BLOCK, NOZZLE HOUSING	524858-1	1	
17	SCREW, M8X20-8.8 HEX SOCKET HEAD CAP ZIN	F81002-30	2	
18	NOZZLE, BLADE LUBE SPRAY	033479	2	
19	ELBOW, 90 DEG 1/8MPT 1/4 TUBE SWIVEL	P09736	1	
-	PLATE, BLADE GUIDE ALIGNMENT - COMPLETE	090951	1	
20	PLATE, BLADE GUIDE ALIGNMENT ZINC-PLATED	090805-1	1	
21	SCREW, M5X16-8.8 HEX SOCKET HEAD CAP ZIN	F81000-25	1	
22	PAD, BLADE GUIDE (W/EXTENDED ROLLER)	524859-1	2	
23	PLUG, M10X1 DIN906 BN40 ZINC	F81015-3	2	



## 2.8 Extended Blade Guide Roller w/Bearings - 522502

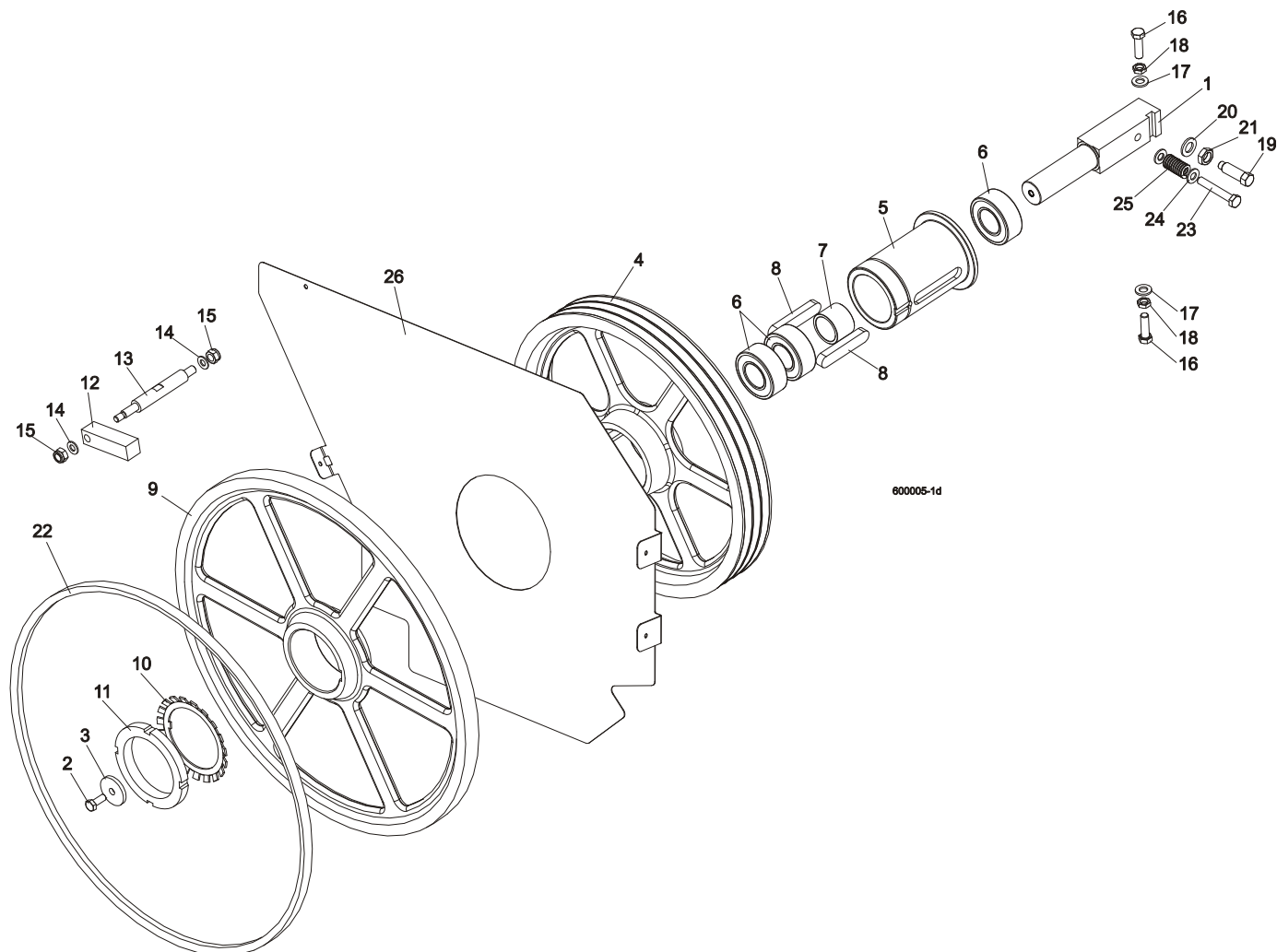
522502\_001  
522502\_MANUAL



REF	DESCRIPTION (◆ indicates parts available in assemblies only)	PART #	QTY
-	<b>ROLLER, BLADE GUIDE - EXTENDED W/BEARINGS</b>	522502	1
1	ROLLER, BLADE GUIDE EXTENDED	522501	1
2	RING, W28 INSIDE RETAINING	F81090-9	2
3	BEARING, 6001 2RSR (FAG, SKF)	087893	2
4	RING, ZINC-PLATED SPACER	087891-1	2
5	BUSHING, 12/16-17	522504-1	1
6	BOLT, 12/M10X50 12.9 ISO7379 SHOULDER	F81003-122	1

## SECTION 3 BLADE WHEELS & TENSIONER

### 3.1 Blade Drive Assembly




REF	DESCRIPTION (◆ indicates parts available in assemblies only)	PART #	QTY
1	SHAFT, BLADE DRIVE WHEEL	088475	1
2	BOLT, M10x25 8.8 HEX HEAD FULL THREAD	F81003-31	1
3	WASHER, BLADE DRIVE WHEEL	088956-1	1
	<b>PULLEY ASSEMBLY, BLADE DRIVE</b>	504808	1
4	Pulley, 3-Groove 484 mm Diameter	089457-1	1
5	Bushing, Blade Drive Wheel	504809	1
6	Bearing, 3208.2rsr.tvh (FAG) Rolling	088449	3
7	Spacer, 51x41x36.3 Drive Bearing	504810	1
8	Key, A20x12x100 Parallel	088477	2
9	<b>WHEEL, BLADE DRIVE</b>	090811	1
10	WASHER, MB21 (FAG) LOCK	088451	1
11	NUT, KM21(M105X2) (FAG) LOCK	088450	1
12	BAR, WHEEL SCRAPER	088781	1
13	SHAFT, WHEEL SCRAPER	088780-1	1

14	WASHER, 10.5 FLAT ZINC	F81055-1	2	
15	NUT, M12 8 HEX NYLON ZINC LOCK	F81034-2	2	
16	BOLT, M12X1.25X40-8.8 HEX HEAD FULL THRE	F81004-42	3	
17	WASHER, 13 FLAT ZINC	F81056-1	3	
18	NUT, M12X1.25-8 HEX THIN ZINC	F81034-5	3	
19	SCREW, M16X1.5X50-33H HEX HEAD FULL DOG POINT SET ZINC	F81006-14	1	
20	WASHER, 17 SPLIT LOCK ZINC	F81058-1	1	
21	NUT, M16x1.5-08-B ZINC THIN	F81036-6	1	
22	BELT, B72.5 BLADE WHEEL	017922-1	1	
23	BOLT, M10X65-8.8-B HEX HEAD ZINC	F81003-67	1	
24	WASHER, 10.5 FLAT ZINC	F81055-1	2	
25	SPRING, 3/4 O.D.X 1 1/2 DIE	034430	1	
26	PLATE, LT70AC SAW HEAD (OPTION)	100897-1	1	
	BELT, 3B/HB2462 La	089464	1	

### 3.2 Idle-Side Blade Wheel Assembly

525852\_OPER\_002  
525852\_MANUAL



REF	DESCRIPTION (◆ indicates parts available in assemblies only)	PART #	QTY
1	ARM, IDLE SIDE WHEEL ROCKER W/LEVER - COMPLETE <a href="#">See Section 3.5</a>	520539 <sup>1</sup>	1
1	ARM, IDLE SIDE WHEEL ROCKER W/LEVER - COMPLETE <a href="#">See Section 3.5</a>	533944 <sup>2</sup>	1
2	PIN WELDMNT, PIVOT	535310	1
3	WASHER, 21 FLAT ZINC	F81059-2	1
4	NUT, M20 ISO 4035 THIN ZINC	F81037-9	2
-	WHEEL, IDLE SIDE - COMPLETE	088764	1
5	WHEEL, IDLE SIDE BLADE	535356-1 <sup>3</sup>	1
	WHEEL, IDLE SIDE BLADE	090810 <sup>4</sup>	1
6	BEARING, 3309B.2RSR.TVH FAG	086428	1
7	RING, W100 INSIDE RETAINING	F81090-10	2
8	WASHER, IDLE BLADE WHEEL RETAINING	088957-1	1
9	BOLT, M10X25 8.8 HEX HEAD FULL THREAD	F81003-31	1
10	WASHER, SPACER ZINC-PLATED	503164-1	2
	BELT, B72.5 BLADE WHEEL	017922-1	1

<sup>1</sup> Wide sawheads - 525853, 523792: rocker 520539, idle wheel 088764 with 017922-1 belt.

Wide sawheads with 2" blade - 525853, 523792: rocker 520539, idle wide wheel 535355 without belt.

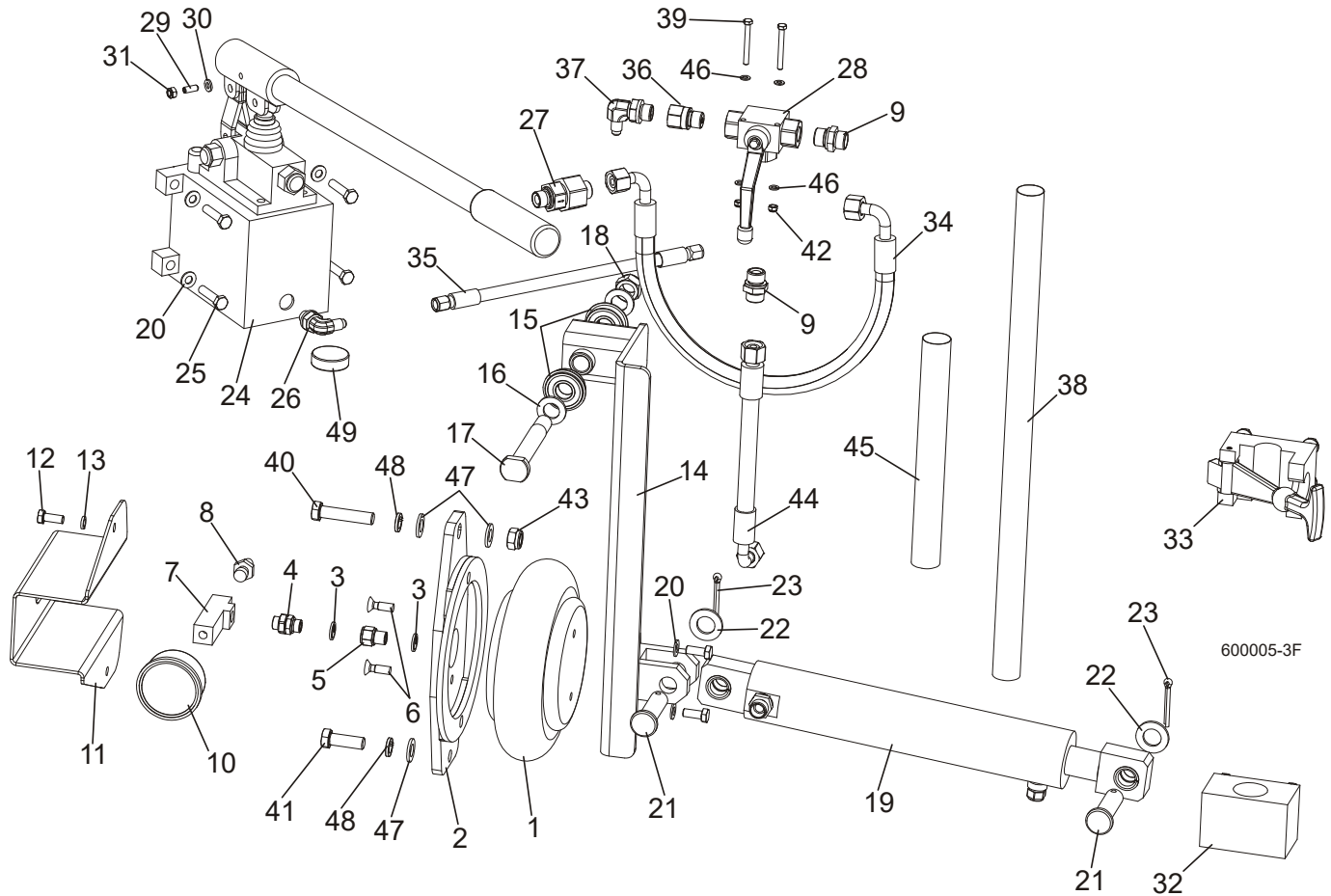
<sup>2</sup> Standard sawheads - 088770, 088771: rocker 533944, idle wheel 088764 with 017922-1 belt.

Standard sawheads with 2" blade - 525850, 525851 : rocker 533944, idle wide wheel 535355 without belt.

<sup>3</sup> Included in 535355.

<sup>4</sup> Included in 088764.

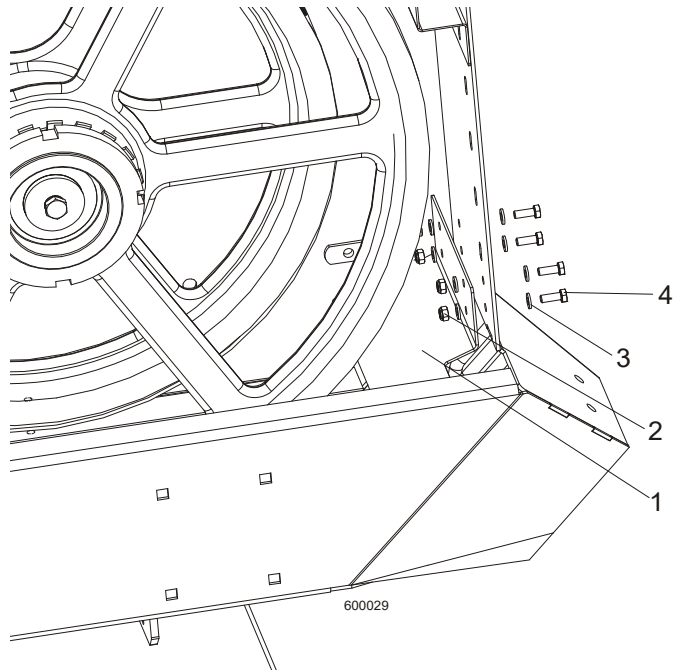
### 3.3 Hydraulic Blade Tensioner Assembly



REF	DESCRIPTION (◆ indicates parts available in assemblies only)	PART #	QTY
	<b>COMPLETE HYDRAULIC BLADE TENSIONER</b>	504801	1
1	BAG, POJ 192 308 100 0 AIR	088576	1
2	BRACKET, AIR BAG MOUNT	088798-1	1
3	SEAL, G1/4 866-014-000-0	090809	4
4	NIPPLE, 1/4 8632141400)BOSCH	097703	1
5	FITTING, 1/4 THREAD/1/4 THREAD 2521	097704	1
6	BOLT, M8X25 PAN HEAD ZINC	F81002-51	2
7	TEE CONNECTOR, SPECIAL	097702-1	1
8	FITTING, 1/4" THREAD 390 004 004 0 (REXROTH) AIR TANK VALVE	088575	1
9	FITTING, HD-GE-12L-BE-06 STRAIGHT	094561	2
10	GAUGE, M63T-2,5/20G G 1/8 0-0.6 MPA/PSI AIR PRESSURE	088568	1
11	GUARD, AIR PRESSURE GAUGE	088924-1	1
12	BOLT, M8X20 8.8 HEX HEAD FULL THREAD ZIN	F81002-4	4
13	WASHER 8,2 SPLIT LOCK ZINC	F81054-4	2
14	ARM, AIR CYLINDER	092779-1	1
15	BEARING W/SNAP RING 6203-2RS	086395	2
16	WASHER, 17 SPLIT LOCK ZINC	F81058-1	2
17	PIN, IDLER ARM MOUNT	086404	1
18	NUT, M16-8 HEX NYLON ZINC LOCK	F81036-2	2

19	CYLINDER, HYDRAULIC - COMPLETE	092788	1	
	CYLINDER, SHDJ050/030X80 HYDRAULIC	092787-1	1	
	BUSHING, TUF1 18x120 CX	500106	4	
	FITTING, HD-GE-12L-BE-06 STRAIGHT	094561	1	
	VALVE, 2901-14-17 AIR VENT	090794	1	
20	WASHER, 8.4 FLAT ZINC	F81054-1	6	
21	PIN, PN-EN 22341-B-18X65X57-A2	F81049-4	2	
22	WASHER, 19 FLAT ZINC	F81060-1	2	
23	PIN, S-FE 5X40 COTTER	F81043-31	2	
24	PUMP, PMS12/TNK1 MANUAL W/TANK 1L	092789	1	
	PROTECTIVE BELLOWS	083829	1	
	HANDLE, PMS12	083728	1	
25	BOLT, M8X35-8.8 HEX HEAD FULL THREAD ZIN	F81002-13	4	
26	ELBOW, CA-204410-3	094562	1	
27	VALVE, RHV12LREDA3C CHECK	094559	1	
28	VALVE, BALL 3-WAY GE5L G3/8"	504803	1	
29	LATCH, GN615.3-M6-KN BALL THREADED	096874	1	
30	WASHER, 6.4 FLAT ZINC	F81053-1	1	
31	NUT, M6-8-B HEX NYLON ZINC LOCK	F81031-2	1	
32	BRACKET, TENSIONER PUMP HANDLE BOTTOM	096951	1	
33	BRACKET, TENSIONER PUMP HANDLE UPPER	092800	1	
34	HOSE, DN10 W/FITTING 10AOL 90 M18X1.5	504804	1	
35	HOSE, 1/4 W/FITTING JIC 7/16-20	504805	1	
36	FITTING, G 3/8 THROTTLE	096849	1	
37	ELBOW, CA-204411-3	094563	1	
38	HOSE PROTECTION	505178	1	
39	BOLT, M5X45 DIN933 A2-70 STAINLESS STEEL	F81000-22	2	
40	BOLT, M12X55-8.8 HEX HEAD ZINC	F81004-12	1	
41	BOLT, M12 X 35-8.8-FE/ZN5 HEX HEAD FULL	F81004-24	1	
42	NUT, M5-8 DIN985 ZINC-PLATED	F81030-2	2	
43	NUT, M12 8 HEX NYLON ZINC LOCK	F81034-2	1	
44	HOSE, DN12 W/FITTINGS PN10AOL90 I PN10AOL M1.5	096964	1	
45	HOSE PROTECTION	098489	1	
46	WASHER, 5.3 FLAT ZINC	F81052-1	4	
47	WASHER, 13 FLAT ZINC	F81056-1	3	
48	WASHER, Z12.2 SPLIT LOCK ZINC	F81056-2	2	
49	MAGNET, MW.38X12/N38 NEODYMIUM	500022	1	

3.4 Sawdust Flow Guide



REF	DESCRIPTION (◆ indicates parts available in assemblies only)	PART #	QTY	
1	GUIDE, SAWDUST FLOW PAINTED	090506	1	
2	NUT, M6-8-B HEX NYLON ZINC LOCK	F81031-2	4	
3	WASHER, 6.4 FLAT ZINC	F81053-1	8	
4	BOLT M6X16 HH ZC FT 8.8 DIN 933	F81001-15	4	

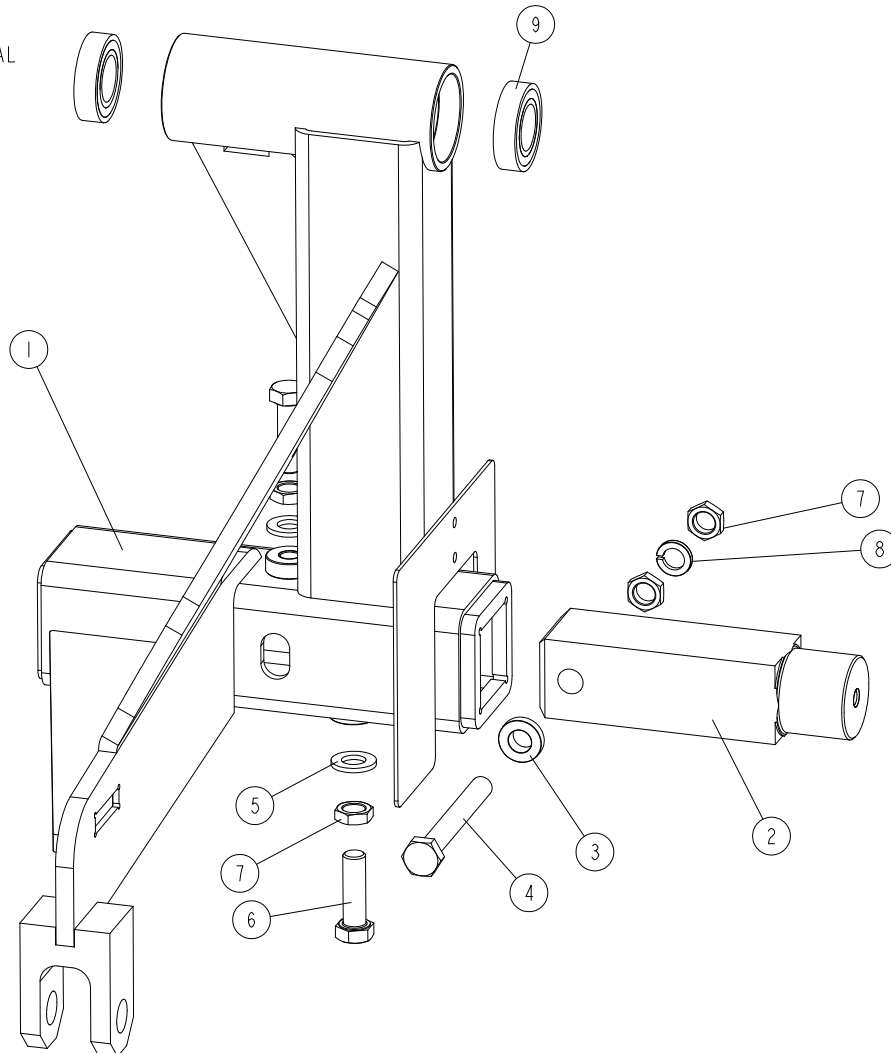
# 3

## Blade Wheels & Tensioner

Idle Side Wheel Arm Rocker W/Lever (520539\_533944)

### 3.5 Idle Side Wheel Arm Rocker W/Lever (520539\_533944)

520539\_001  
520539\_MANUAL



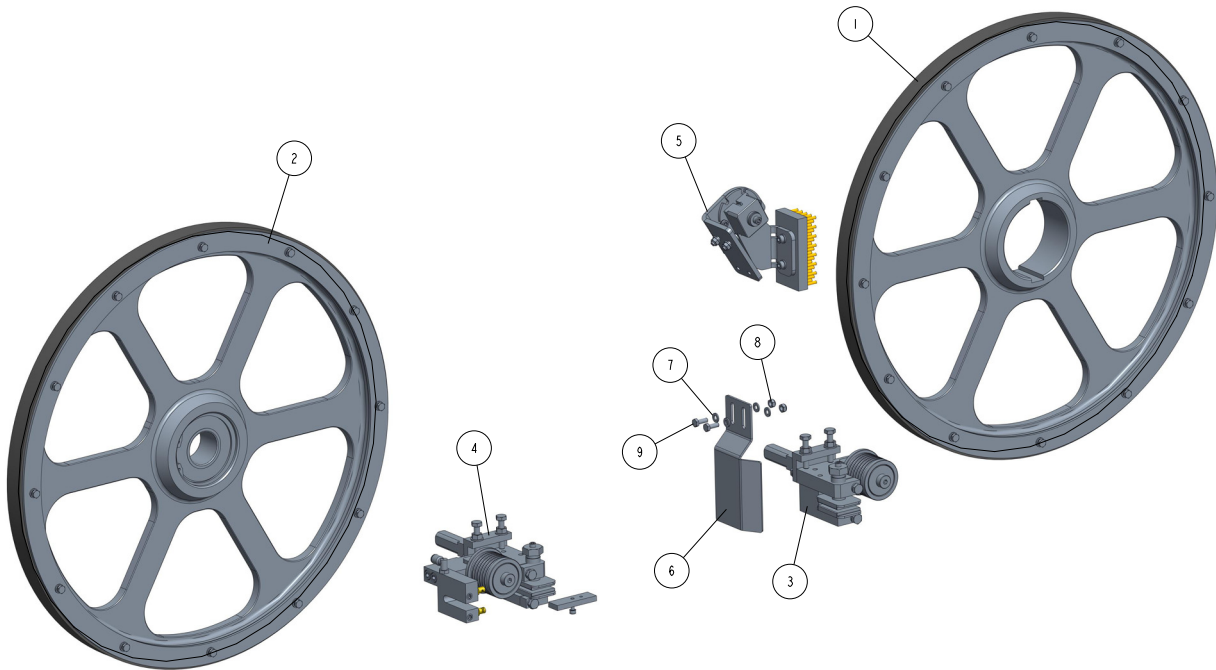
REF	DESCRIPTION (◆ indicates parts available in assemblies only)	PART #	QTY
-	ARM, IDLE SIDE WHEEL ROCKER W/LEVER - COMPLETE	520539	1
-	ARM, IDLE SIDE WHEEL ROCKER W/LEVER - COMPLETE	533944	1
1	ARM, IDLE SIDE WHEEL ROCKER W/LEVER	520540-1 <sup>1</sup>	1
	ARM, IDLE SIDE WHEEL ROCKER W/LEVER	533943-1 <sup>2</sup>	1
2	SHAFT, IDLE SIDE BLADE WHEEL	088474	1
3	WASHER, ZINC-PLATED SPECIAL	086769-1	2
4	BOLT, M12X1.25X100-8.8 HEX HEAD FULL THREAD ZINC	F81004-41	1
5	WASHER, 13 FLAT ZINC	F81056-1	2
6	BOLT, M12X1.25X40-8.8 HEX HEAD FULL THREAD ZINC	F81004-42	2
7	NUT, M12X1.25-8 HEX THIN ZINC	F81034-5	4
8	WASHER, Z12.2 SPLIT LOCK ZINC	F81056-2	1
9	BEARING, 6005 2RS PN-85/M-86100	089652	2

<sup>1</sup> Included in 520539

<sup>2</sup> Included in 533944



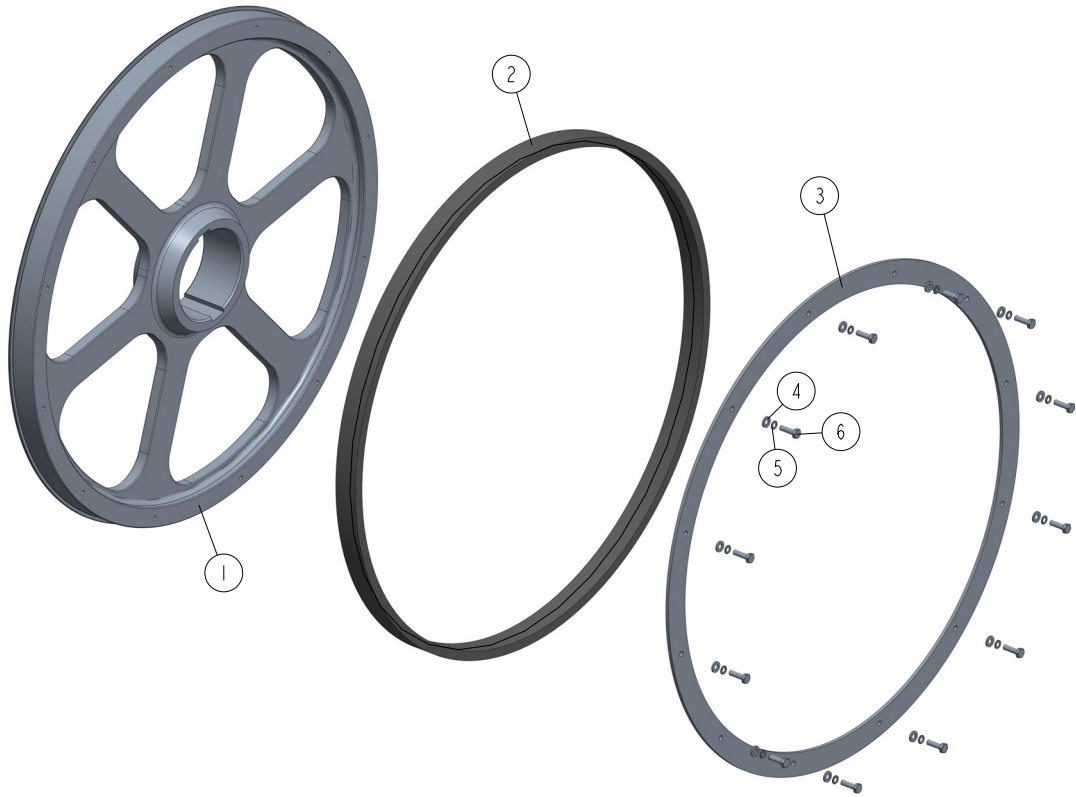
## 3.6 Blade Drive Wheels And Rollers Assembly, 2" Blade (586000)

586000\_001\_A  
586000

REF	DESCRIPTION (◆ indicates parts available in assemblies only)	PART #	QTY
-	<b>BLADE DRIVE WHEELS AND ROLLERS ASSEMBLY, 2" BLADE</b>	<b>586000</b>	<b>1</b>
1	ASSY., BLADE WHEEL (2" BLADE) <a href="#">See Section 3.7</a>	582126	1
2	BLADE WHEEL, 2" IDLE SIDE - COMPLETE <a href="#">See Section 3.8</a>	582125	1
3	BLADE GUIDE W/EXTENDED ROLLER, DRIVE SID <a href="#">See Section 2.6</a>	524863	1
4	BLADE GUIDE W/EXTENDED ROLLER, IDLE SIDE <a href="#">See Section 2.7</a>	524855	1
5	BLADE WHEEL WIPER & SCRAPER ASSEMBLY <a href="#">See Section 3.9</a>	586150	1
6	GUARD, BLADE GUIDE ROLLER	586134-1	1
7	WASHER, 6.4 FLAT ZINC	F81053-1	4
8	NUT, M6-8-B HEX NYLON ZINC LOCK	F81031-2	2
9	BOLT M6X16 HH ZC FT 8.8 DIN 933	F81001-15	2

**3.7 2" Blade Drive Wheel (582126)**

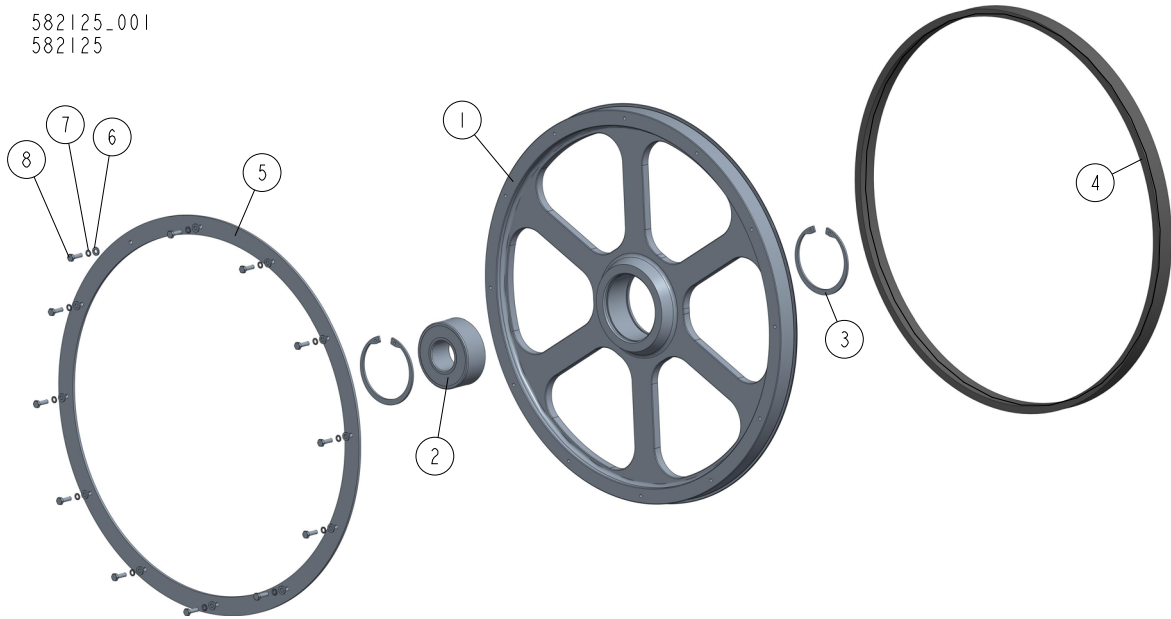
582126-001  
582126



REF	DESCRIPTION (◆ indicates parts available in assemblies only)	PART #	QTY
-	ASSY., BLADE WHEEL (2" BLADE)	582126	1
1	BLADE WHEEL	578644-1	1
2	V-BELT, 1 1/8" LENGTH 72.5	547257	1
3	FLANGE	582131-1	1
4	WASHER, 6.4 FLAT ZINC	F81053-1	12
5	WASHER, Z 6.1 SPLIT LOCK	F81053-3	12
6	BOLT, M6X20 8.8 HEX HEAD FULL THREAD ZIN	F81001-2	12


### 3.8 Idle Side 2" Blade Wheel (582125)

582125\_001  
582125



REF	DESCRIPTION (◆ indicates parts available in assemblies only)	PART #	QTY	
-	BLADE WHEEL, 2" IDLE SIDE - COMPLETE	582125	1	
1	BLADE WHEEL, IDLE SIDE	578645-1	1	
2	BEARING, 3309B.2RSR.TVH FAG	086428	1	
3	RING, W100 INSIDE RETAINING	F81090-10	2	
4	V-BELT, 1 1/8" LENGTH 72.5	547257	1	
5	FLANGE	582131-1	1	
6	WASHER, 6.4 FLAT ZINC	F81053-1	12	
7	WASHER, Z 6.1 SPLIT LOCK	F81053-3	12	
8	BOLT, M6X20 8.8 HEX HEAD FULL THREAD ZIN	F81001-2	12	

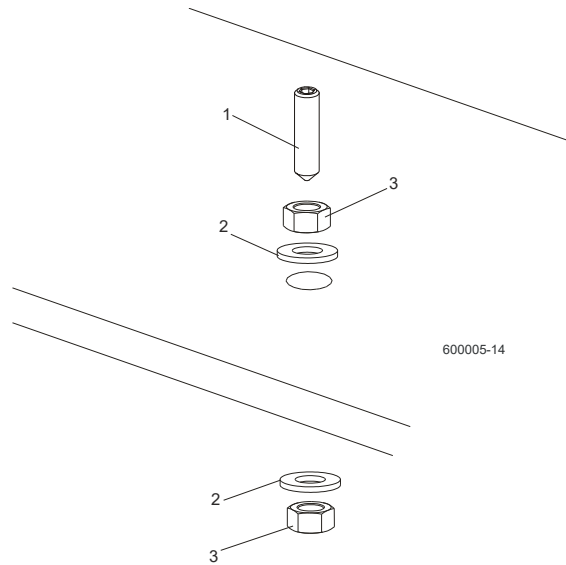
## 3.9 Drive Blade Wheel Wiper &amp; Scraper Assembly (586150)

586150\_001  
586150

REF	DESCRIPTION (◆ indicates parts available in assemblies only)	PART #	QTY	
-	<b>BLADE WHEEL WIPER &amp; SCRAPER ASSEMBLY</b>	586150	1	
1	BRACKET, BLADE WHEEL WIPER & SCRAPER	586149-1	1	
2	SHAFT WELDMENT, SWEEPER	586124-1	1	
3	BUSHING, IGUS: JFM_1416_12_1	569013	1	
4	BRACKET, BRUSH, LATH	586151-1	1	
5	BRUSH, LATH	586126	1	
6	SPRING, EXTENSION	586127-1	1	
7	BUSHING, SPACER	570020-1	1	
8	WASHER, 6.5 SPECIAL FLAT ZINC	F81053-11	1	
9	SCREW, M6X16 8.8 HEX SOCKET HEAD CAP ZIN	F81001-21	3	
10	WASHER, Z 6.1 SPLIT LOCK	F81053-3	2	
11	SCREW, M6X12-10.9 DIN 7984 HEX SOCKET TH	F81001-80	2	
12	WASHER, 6.4 FLAT ZINC	F81053-1	6	
13	NUT, M6-8-B HEX NYLON ZINC LOCK	F81031-2	2	
14	SCREW, M6X20 8.8 HEX SOCKET HEAD CAP ZIN	F81001-22	2	
15	WASHER, 20.5X26X1.5 ZINC-PLATED	524526	1	

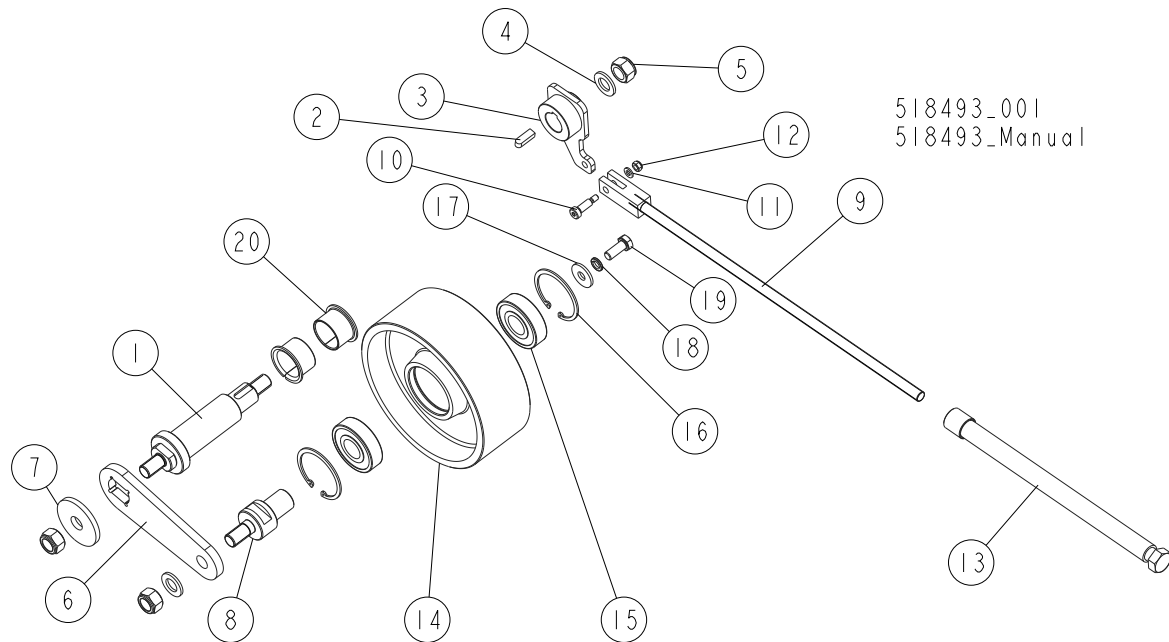
## SECTION 4 SAW HEAD

### 4.1 Middle Throat Screw



REF	DESCRIPTION (◆ indicates parts available in assemblies only)	PART #	QTY	
1	SCREW, M10X40-45H HEX SOCKET SET CONE POINT ZINC	F81003-61	1	
2	WASHER, 10.5 FLAT ZINC	F81055-1	2	
3	NUT, M10-8-B-HEX ZINC	F81033-3	2	

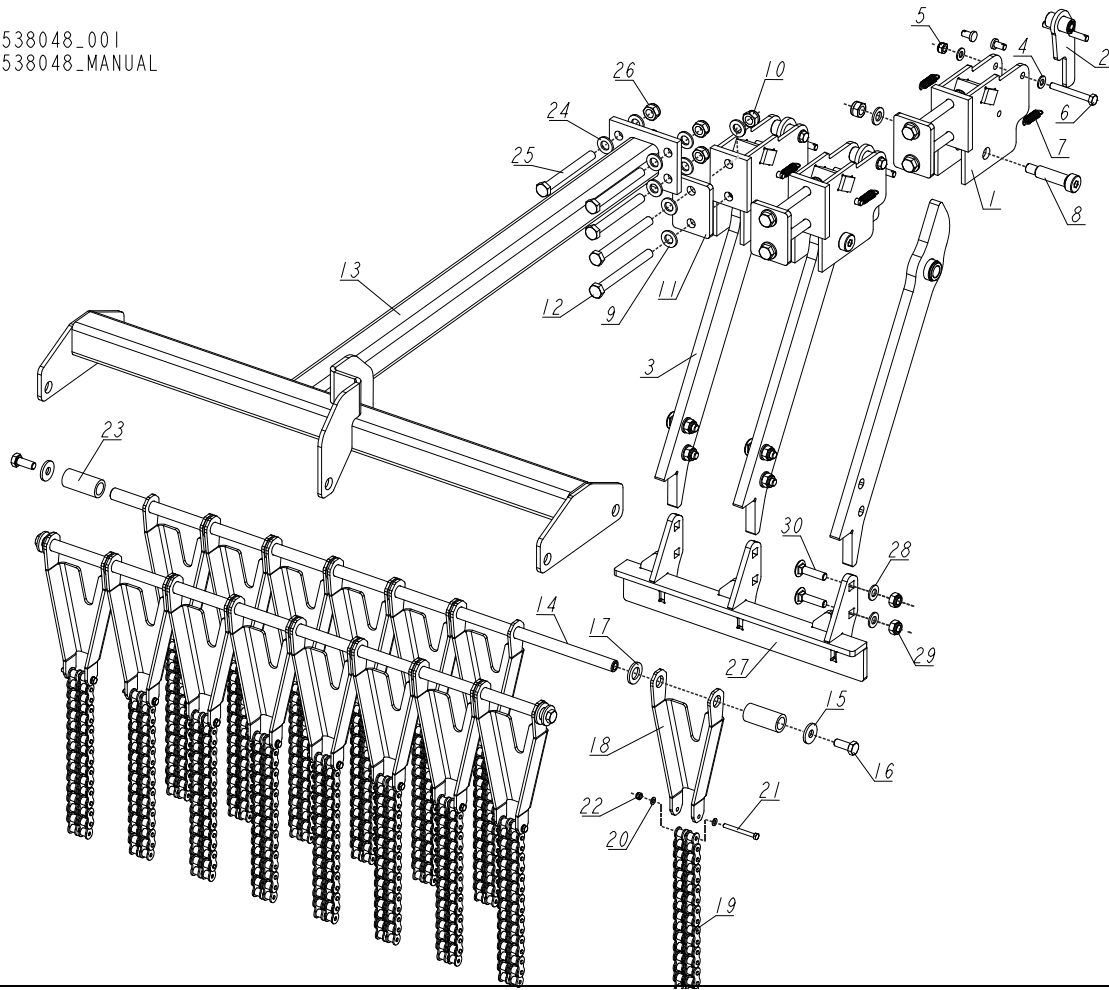
## 4.2 Drive Belt Tensioner (AC)



REF	DESCRIPTION (◆ indicates parts available in assemblies only)	PART #	QTY
	<b>TENSIONER, LT70 AC DRIVE BELT - COMPLETE</b>	<b>518493</b>	<b>1</b>
1	SHAFT, BLADE TENSIONER ZINC-PLATED	518495-1	1
2	KEY, AB 8X7X25 PARALLEL	099848	1
3	ARM WELDMENT, BELT TENSIONER	518496-1	1
4	WASHER, 17 SPLIT LOCK ZINC	F81058-1	2
5	NUT, M16-8 HEX NYLON ZINC LOCK	F81036-2	3
6	ARM, TENSION WHEEL ZINC-PLATED	518051-1	1
7	WASHER, 17.5/60-6 ZINC-PLATED	098012-1	1
8	SHAFT, TENSION WHEEL ZINC-PLATED	518052-1	1
9	ROD WELDMENT, THREADED ZINC-PLATED	088789-1	1
10	BOLT, 8/M6X20-12.9 ISO 7379 SHOULDER	F81001-25	1
11	WASHER, 6.4 FLAT ZINC	F81053-1	1
12	NUT, M6-8-B HEX NYLON ZINC LOCK	F81031-2	1
13	TUBE WELDMENT, THREADED ZINC-PLATED	088782-1	1
	<b>WHEEL, LT70AC TENSION - COMPLETE</b>	<b>514842</b>	<b>1</b>
14	WHEEL, BELT TENSION	508762	1
15	BEARING, 6305 2RS NSK.	P08066	2
16	RING, 62W INSIDE RETAINING	F81090-1	2
17	WASHER, 11/30-3 ZINC-PLATED	088787-1	1
18	WASHER, Z 10.2 SPLIT LOCK ZINC	F81055-2	1
19	BOLT, M10X25 8.8 HEX HEAD FULL THREAD ZINC	F81003-11	1
20	BEARING, PCMF 353926E SKF SLIDE	518043	2

### 4.3 Board Return Assembly (Optional)

538048\_001  
538048\_MANUAL



REF	DESCRIPTION (◆ indicates parts available in assemblies only)	PART #	QTY
-	<b>BOARD RETURN ASSEMBLY</b>	538048	1
-	ARM, BOARD RETURN - COMPLETE	538049	3
1	MOUNT WELDMENT, BOARD RETURN ARM	090109-1	1
2	LATCH WELDMENT, BOARD RETURN ARM	090118-1	1
3	ARM WELDMENT, BOARD RETURN	538100-1	1
4	WASHER, 8.4 FLAT ZINC	F81054-1	2
5	NUT, M8-8-B HEX NYLON ZINC LOCK	F81032-2	1
6	BOLT, M8X65 5.8 HEX HEAD ZINC	F81002-3	1
7	SPRING, 1.6X12X38 EXTENSION	092208	2
8	BOLT, N16/M12X50 12.9 ISO 7379 "BOSSARD"	F81004-25	1
9	WASHER, 13 FLAT ZINC	F81056-1	5
10	NUT, M12 8 HEX NYLON ZINC LOCK	F81034-2	3
11	WASHER, SPECIAL	092756-1	1
12	BOLT, M12X120-8.8 HEX HEAD ZINC	F81004-38	2
-	GUIDE, BOARD RETURN	538033	1
13	GUIDE WELDMENT, BOARD RETURN	538034-1	1
14	ROD, BOARD RETURN GUIDE	539459-1	2
15	WASHER, 10.5 SPECIAL FLAT ZINC	F81055-6	4
16	BOLT, M10X25 8.8 HEX HEAD FULL THREAD	F81003-31	4
17	WASHER, 17 SPLIT LOCK ZINC	F81058-1	15

## 4

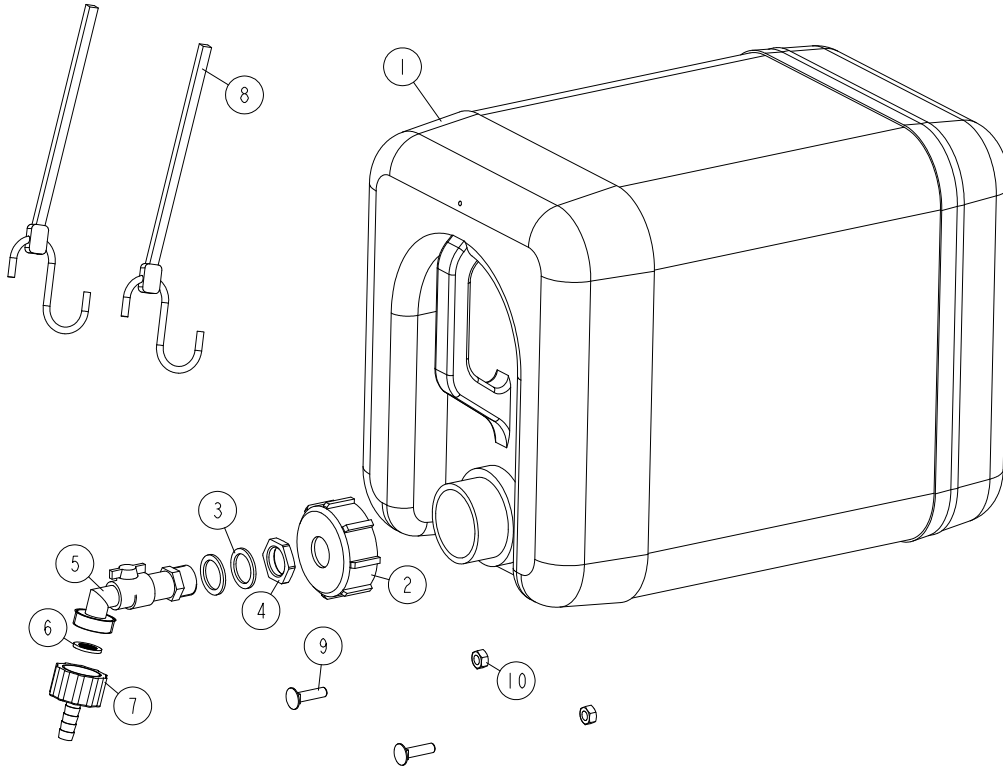
**SAW HEAD***Board Return Assembly (Optional)*

REF	DESCRIPTION (◆ indicates parts available in assemblies only)	PART #	QTY	
-	CHAIN ASSEMBLY	538032	15	
18	BRACKET, CHAIN	538031-1	1	
19	CHAIN, 10B-2 15-LINK	538014	1	
20	WASHER, 5.3 FLAT ZINC	F81052-1	2	
21	BOLT, M5X50-8.8 HEX HEAD ZINC	F81000-1	1	
22	NUT, M5-8 DIN985 ZINC-PLATED	F81030-2	1	
23	BUSHING, 17/25-53	538043-1	2	
24	WASHER, 13 FLAT ZINC	F81056-1	8	
25	BOLT, M12X110-8.8-B HEX HEAD ZINC	F81004-47	4	
26	NUT, M12 8 HEX NYLON ZINC LOCK	F81034-2	4	
-	ANGLE, BOARD PUSH-OFF - COMPLETE	538052	1	
27	ANGLE, BOARD PUSH-OFF	538046-1	1	
28	WASHER, 10.5 FLAT ZINC	F81055-1	6	
29	NUT, M10-8-B HEX NYLON ZINC LOCK	F81033-1	6	
30	BOLT, M10X40-8.8 CARRIAGE ZINC	F81003-40	6	



## 4.4 Water Lube Assembly

550787\_001\_MANUAL  
550787\_MANUAL



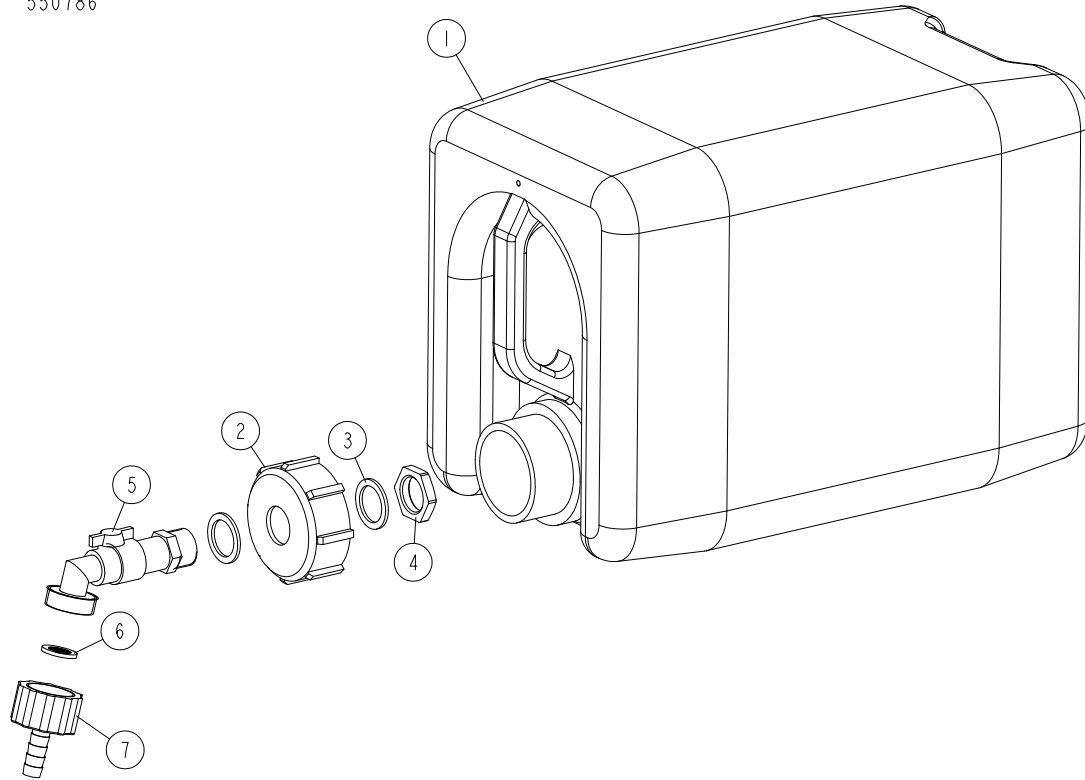
REF	DESCRIPTION (◆ indicates parts available in assemblies only)	PART #	QTY	
-	TANK, OIL	550787	1	
1	BOTTLE, WATER	513866	1	
2	NUT, BOTTLE	550785	1	
3	SEAL, 27X20X1.5 ESSENTA 467673 RUBBER	550780	2	
4	NUT, 1/2 ESSENTA 467615 GLAND	550779	1	
5	FITTING, WATER LUBE SHUTOFF VALVE	550776	1	
6	FILTER, WATER LUBE	550778	1	
7	FITTING, G3/4" X 10MM HOSE BARB	550777	1	
8	STRAP, 20" RUBBER W/HOOK	P11668	2	
9	BOLT, 1/4-20 X 1" CARRIAGE HEAD	F05005-34	2	
10	NUT, 1/4-20 LOCK	F05010-21	2	

# 4 SAW HEAD

## Oil Tank

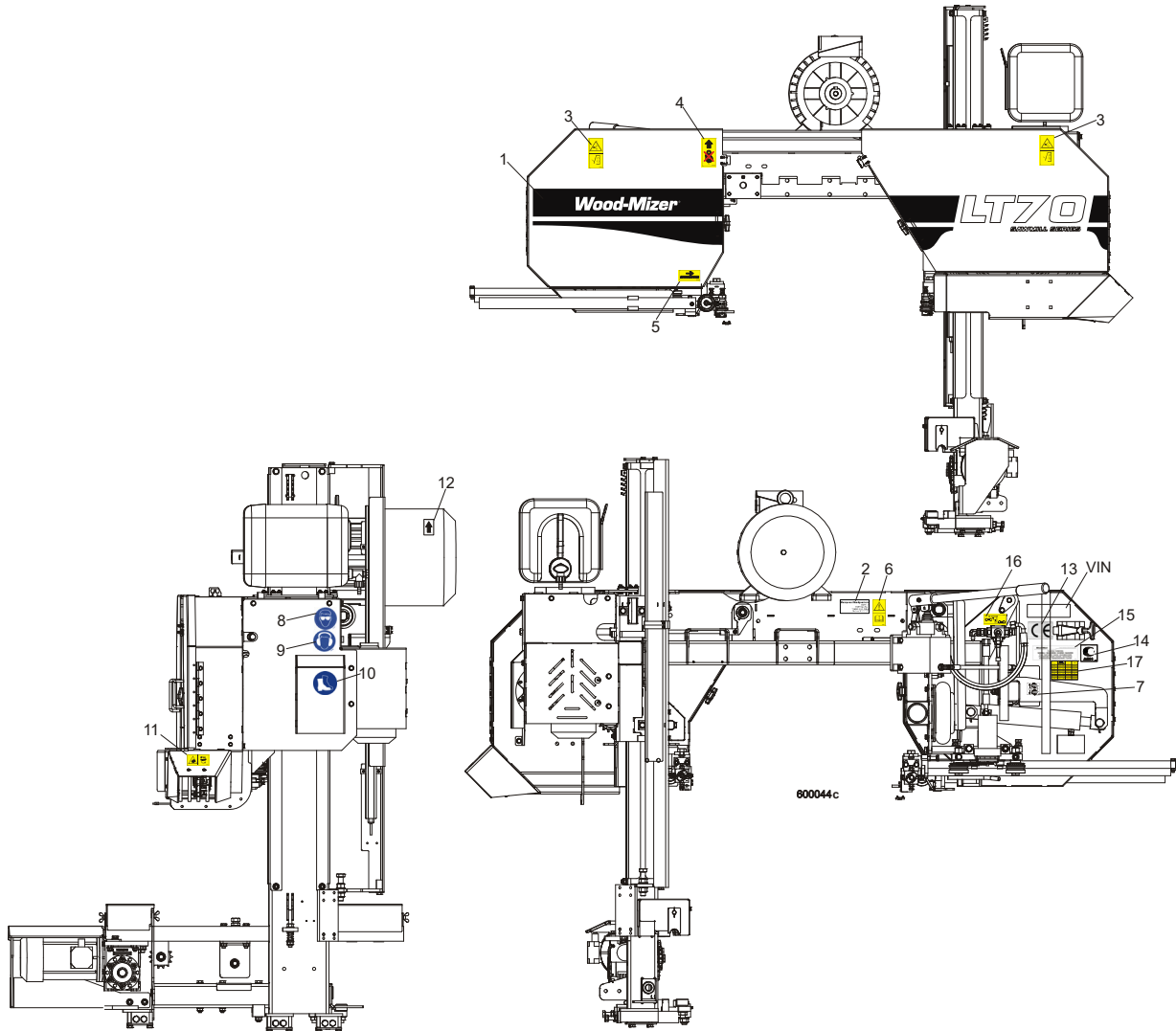
### 4.5 Oil Tank

550786\_001  
550786



REF	DESCRIPTION (◆ indicates parts available in assemblies only)	PART #	QTY	
-	TANK, OIL	550786	1	
1	TANK, 10L OIL	711400	1	
2	NUT, BOTTLE	550785	1	
3	SEAL, 27X20X1.5 ESSENTRA 467673 RUBBER	550780	2	
4	NUT, 1/2 ESSENTRA 467615 GLAND	550779	1	
5	FITTING, WATER LUBE SHUTOFF VALVE	550776	1	
6	FILTER, WATER LUBE	550778	1	
7	FITTING, G3/4" X 10MM HOSE BARB	550777	1	

## 4.6 LT70AC Saw Head Decals



REF	DESCRIPTION (◆ indicates parts available in assemblies only)	PART #	QTY
1	DECAL, LT70 SERIES SAWMILL	092764	1
	PICTOGRAPHIC DECAL KIT, LT70AC	099518	1
2	DECAL, EUROPEAN HEADQUARTERS ADDRESS	015841	1
3	DECAL, SAWMILL COVERS CAUTION (PICTOGRAM)	099220	2
4	DECAL, PICTOGRAM (BLACK ARROW & HOOK)	085977B	1
5	DECAL, BLADE MOVEMENT DIRECTION (PICTOGRAM)	096321	1
6	DECAL, READ OPERATOR'S MANUAL (PICTOGRAM)	096317	1
7	DECAL, BLADE ALIGNMENT (PICTOGRAM)	P11789-70	1
8	DECAL, EYE PROTECTION WARNING (PICTOGRAM)	S12004G	1
9	DECAL, EAR PROTECTION WARNING (PICTOGRAM)	S12005G	1
10	DECAL, USE SAFETY BOOTS (PICTOGRAM)	501465	1
11	DECAL, SAWDUST CHUTE WARNING (PICTOGRAM)	099222	1
12	DECAL, MOTOR ROTATION DIRECTION	S20097	1
13	DECAL, CE CERTIFIED SAWMILL	P85070	2
14	DECAL, RUSSIAN SAFETY CERTIFICATION	099401	1

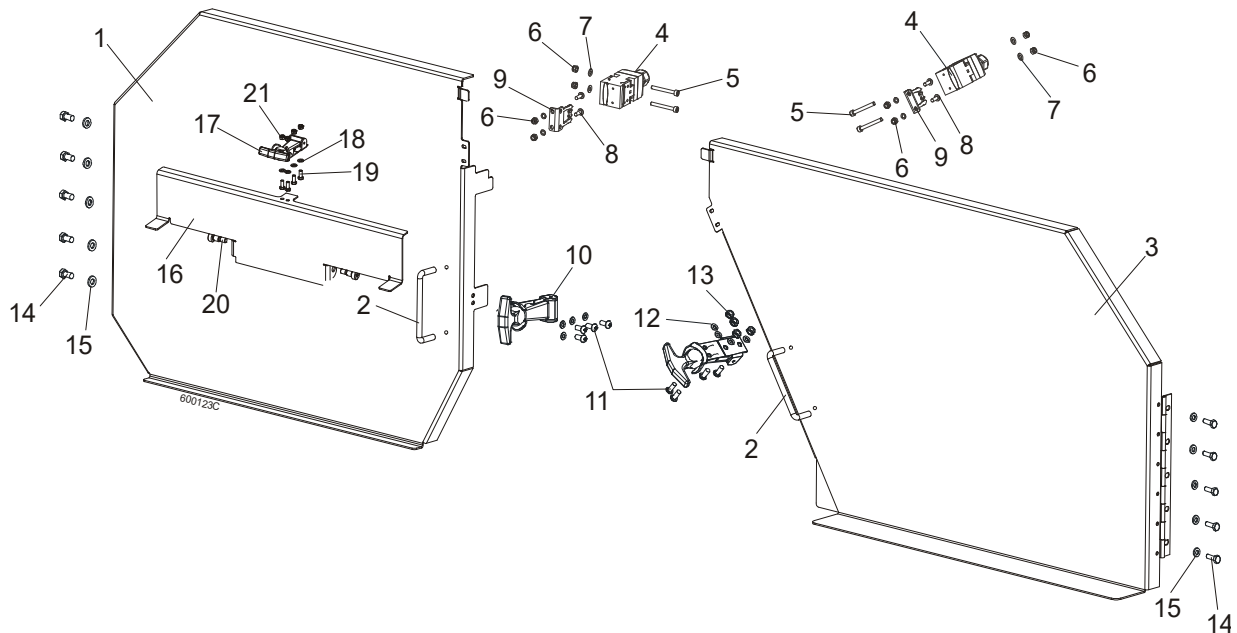
## 4

**SAW HEAD***LT70AC Saw Head Decals*

---

15	DECAL, INTERNATIONAL SAWMILL NAME	501466	1	
16	DECAL, LEVER OF TENSIONER'S BALL VALVE	505189	1	
17	DECAL, BLADE TENSION VALUES	518439	1	
	DECAL, HIGH VOLTAGE INSIDE THE ELECTRIC BOX (PICTOGRAM)	096316	2	
	DECAL, REMOVE THE PLUG BEFORE OPENING THE BOX (PICTOGRAM)	096319	2	
	DECAL, STAY A SAFE DISTANCE FROM THE BLADE (FOR DEBARKERS)	098176	1	
	DECAL, BLADE SETTING	P85066-70	1	
	DECAL, KEEP AWAY DANGER, PICTOGRAM	099221	1	
	DECAL, MAX. OIL PRESSURE, PICTOGRAM	099524	1	

## 4.7 Blade Housing Covers



REF	DESCRIPTION (◆ indicates parts available in assemblies only)	PART #	QTY
	<b>COVER ASSEMBLY, IDLE SIDE BLADE HOUSING</b>	088920	1
1	Cover Assembly, Idle Side Blade Housing	088915-1	1
2	Handle, Blade Housing Cover	P08065	1
	<b>COVER ASSEMBLY, DRIVE SIDE BLADE HOUSING</b>	088921	1
3	Cover Assembly, Drive Side Blade Housing	088917-1	1
2	Handle, Blade Housing Cover	P08065	1
4	<b>SWITCH, AZ17-11ZRK SAFETY 1</b>	094232	2
5	<b>SCREW, M4X35 8.8 HEX SOCKET HEAD CAP ZIN</b>	F81011-34	4
6	<b>NUT, M3-6-HEX NYLON ZINC LOCK</b>	F81028-2	8
7	<b>WASHER, 4.3 FLAT ZINC</b>	F81051-2	8
8	<b>SCREW, M4X12 5.8-B SLOTTED COUNTERSUNK H</b>	F81011-41	4
9	<b>KEY, AZ17/170-B5 SAFETY SWITCH 2</b>	094422	4
10	<b>LATCH, FLEXIBLE DRAW</b>	014829	2
11	<b>BOLT, M5X12 8.8 HEX HEAD FULL THREAD ZIN</b>	F81000-5	8
12	<b>WASHER, 5.3 FLAT ZINC</b>	F81052-1	8
13	<b>NUT, M5-8 DIN985 ZINC-PLATED</b>	F81030-2	8
14	<b>BOLT M6X16 HH ZC FT 8.8 DIN 933</b>	F81001-15	10
15	<b>WASHER, 6.4 FLAT ZINC</b>	F81053-1	10
	<b>COVER, LT70 BLADE UPPER - COMPLETE</b>	<b>511536</b> <sup>1</sup>	<b>1</b>
	<b>COVER, LT70 BLADE UPPER - COMPLETE</b>	<b>523795</b> <sup>2</sup>	<b>1</b>
16	PLATE, LT70 UPPER COVER	511802-1 <sup>3</sup>	1
	PLATE, LT70 UPPER COVER	524277-1 <sup>4</sup>	1
17	LATCH, FLEXIBLE DRAW	014829	1
18	WASHER, 5.3 FLAT ZINC	F81052-1	2
19	BOLT, M5X12 8.8 HEX HEAD FULL THREAD ZIN	F81000-5	4
20	BOLT, 10/M8X12-12.9 BOSSARD SHOULDER	F81003-62	2
21	NUT, M5-8 DIN985 ZINC-PLATED	F81030-2	2

<sup>1</sup> Belongs to 088771 and 88770



## SAW HEAD

### *Blade Housing Covers*

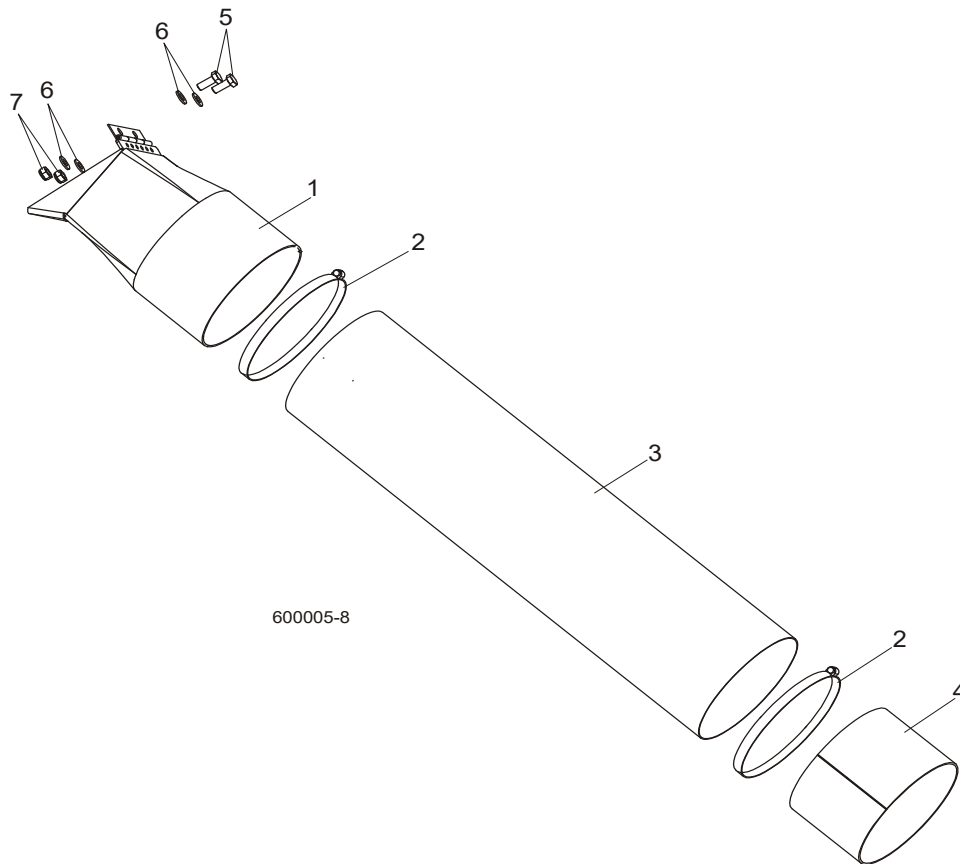
---

<sup>2</sup> Belongs to 525852, 525853, 525854, 523792

<sup>3</sup> Belongs to 511536

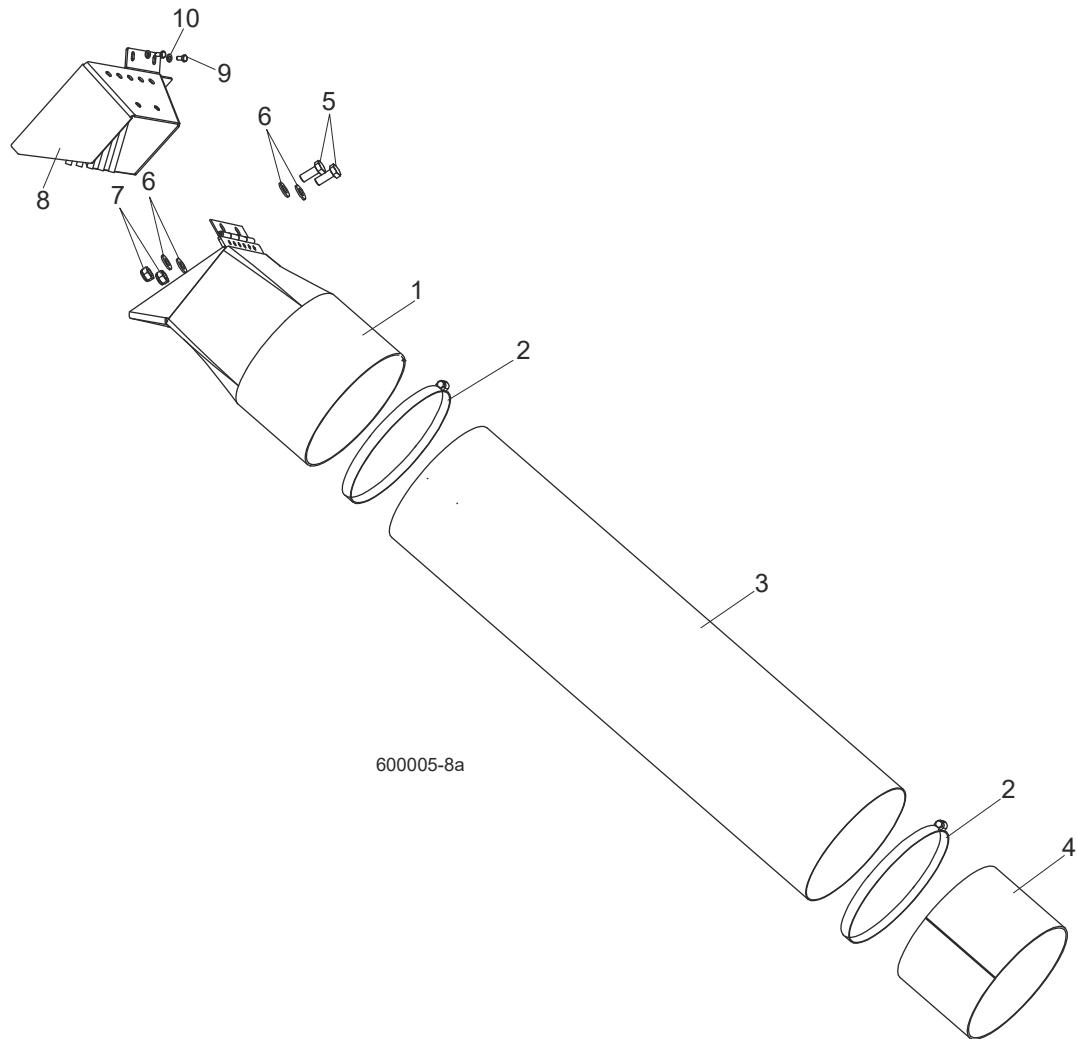
<sup>4</sup> Belongs to 523795

## 4.8 Sawdust Chute



REF	DESCRIPTION (◆ indicates parts available in assemblies only)	PART #	QTY	
1	CHUTE WELDMENT, SAWDUST	089352-1	1	
2	CLAMP, 152 MM	089358	2	
3	TUBE, SAWDUST CHUTE	090153	1	
4	TUBE, CHUTE END	090126-1	1	
5	BOLT, M8X20 8.8 HEX HEAD FULL THREAD ZIN	F81002-4	2	
6	WASHER, 8.4 FLAT ZINC	F81054-1	4	
7	NUT, M8-8-B HEX NYLON ZINC LOCK	F81032-2	2	

## 4.9 Sawdust Chute (LT70 Wide only)

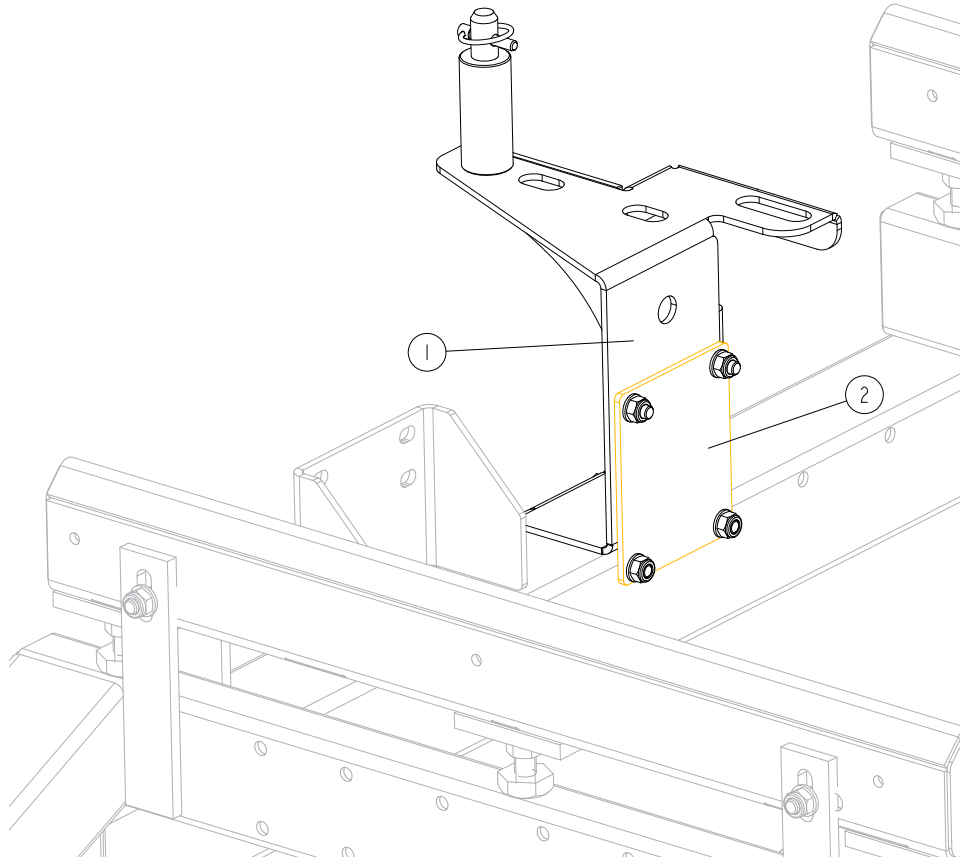


REF	DESCRIPTION (◆ indicates parts available in assemblies only)	PART #	QTY
1	CHUTE WELDMENT, SAWDUST	089352-1	1
2	CLAMP, 152 MM	089358	2
3	TUBE, SAWDUST CHUTE	089357	1
4	TUBE, CHUTE END	090126-1	1
5	BOLT, M8X20 8.8 HEX HEAD FULL THREAD ZIN	F81002-4	2
6	WASHER, 8.4 FLAT ZINC	F81054-1	4
7	NUT, M8-8-B HEX NYLON ZINC LOCK	F81032-2	2
8	OUTLET SAWDUST (WIDE HEAD ONLY)	530184-1	1
9	BOLT, M6X12-8.8 HEX HEAD FULL THREAD ZIN	F81001-7	2
10	WASHER, 6.4 FLAT ZINC (WIDE HEAD ONLY)	F81053-1	2



**4.10 Saw Head Rest Bracket & Plate Mount**

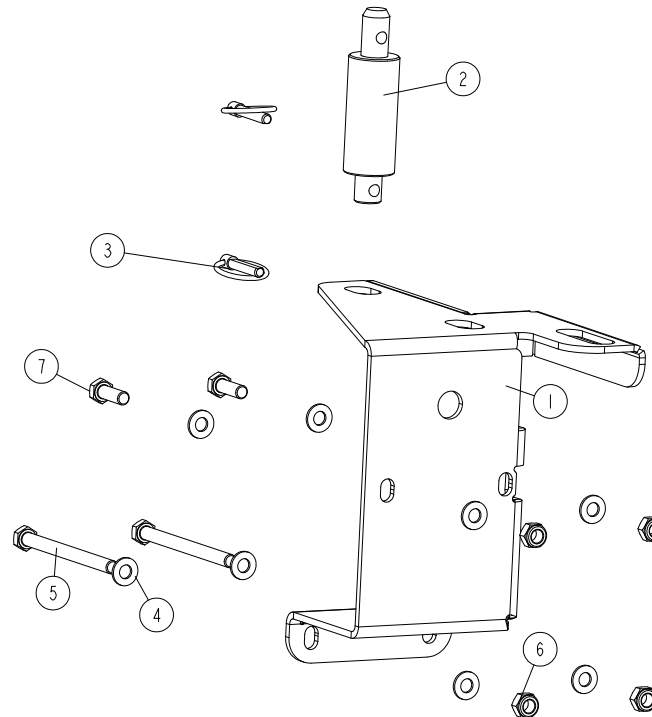
LT70ME20SAH3-WSWR\_001  
 LT70ME20SAH3-WSWR\_MANUAL



REF	DESCRIPTION (◆ indicates parts available in assemblies only)	PART #	QTY	
1	BRACKET, LT SAWMILL SAW HEAD REST <a href="#">See Section 4.11</a>	550058	1	
2	PLATE, MOUNT	087055-1	1	

## 4.11 LT Sawmill Saw Head Rest Bracket

546306\_001  
546306\_MANUAL

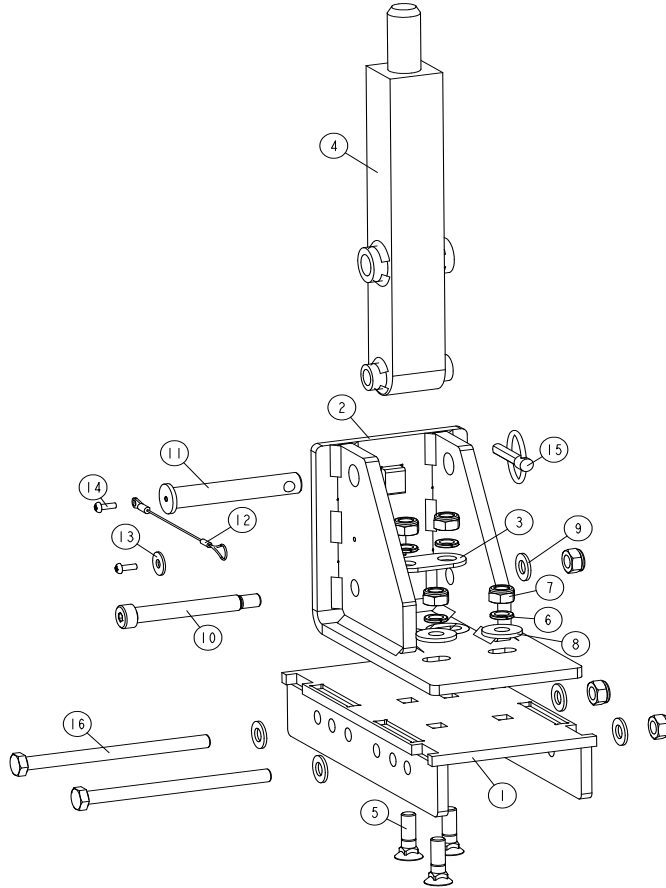


REF	DESCRIPTION (◆ indicates parts available in assemblies only)	PART #	QTY
-	<b>BRACKET, LT SAWMILL SAW HEAD REST</b>	550058	1
1	PLATE, SAW HEAD REST BRACKET	546307-1	1
2	PIN, LT20 SAW HEAD REST	550057-1	1
3	PIN, 8 BN914 LINCH (BOSSARD 1364650)	F81046-2	2
4	WASHER, 10.5 FLAT ZINC	F81055-1	8
5	BOLT, M10X125 8.8 HEX HEAD ZINC	F81003-18	2
6	NUT, M10-8-B HEX NYLON ZINC LOCK	F81033-1	4
7	BOLT, M10X30-8.8 HEX HEAD FULL THREAD ZINC	F81003-2	2

Saw Head Support Bracket (only portable sawmills with the new type of "M" frame)

**4.12 Saw Head Support Bracket (only portable sawmills with the new type of "M" frame)**

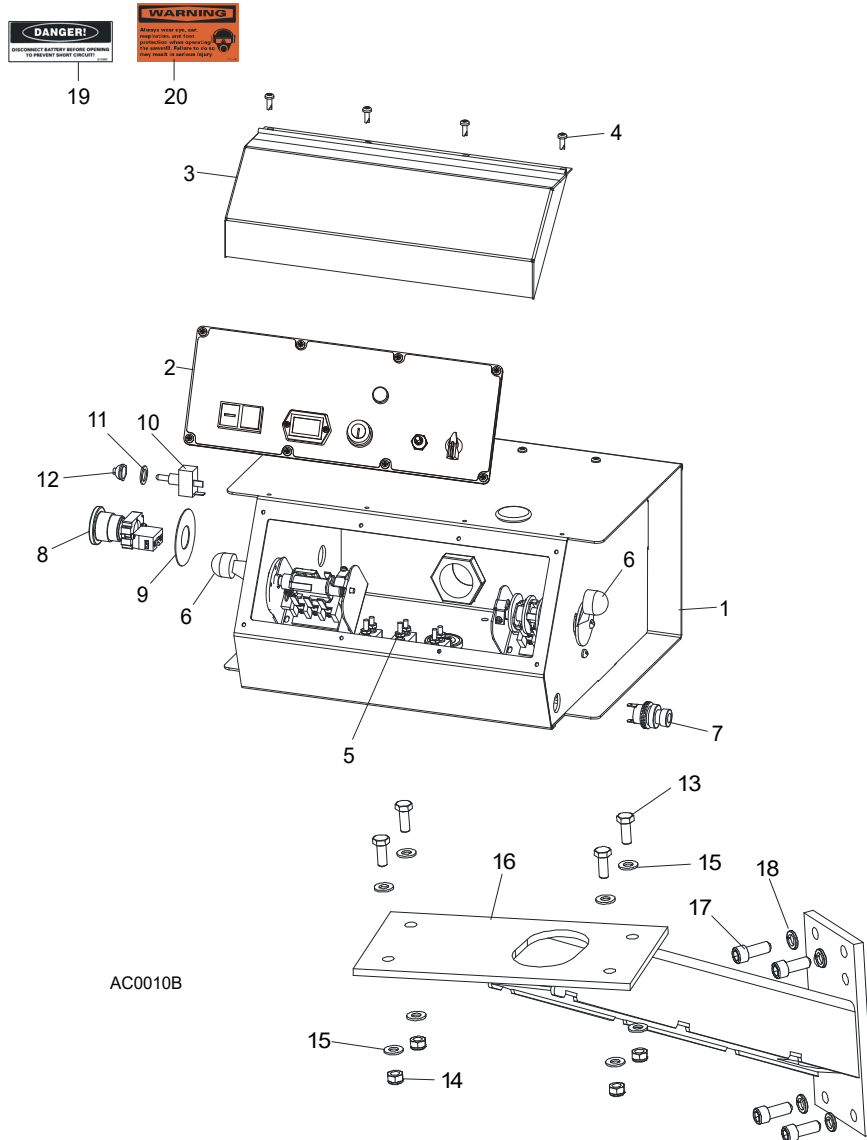
547311\_001\_A  
547311\_MANUAL



REF	DESCRIPTION (◆ indicates parts available in assemblies only)	PART #	QTY
-	<b>BRACKET, LT70 SAW HEAD SUPPORT - "M" FRA</b>	547311	1
1	PLATE, SAW HEAD SUPPORT BRACKET	555485-1	1
2	MOUNT WELDMENT, SAW HEAD REST PIN	547312-1	1
3	WASHER	547416	1
4	PIN WELDMENT, SAW HEAD REST	540600-1	1
5	BOLT, M10X35-10.9-FE/ZN5 DIN 608 ; PN 82	F81003-164	4
6	WASHER, Z 10.2 SPLIT LOCK ZINC	F81055-2	4
7	NUT, M10-8-B HEX NYLON ZINC LOCK	F81033-1	7
8	WASHER, 10.5 SPECIAL FLAT ZINC	F81055-6	2
9	WASHER, 10.5 FLAT ZINC	F81055-1	5
10	BOLT, 12/M10X80 12.9 ISO7379 SHOULDER	F81003-78	1
11	PIN, 16X100 23X3	540593-1	1
12	LANYARD, 3/64X6	016030	1
13	WASHER, 6.5 SPECIAL FLAT ZINC	F81053-11	1
14	SCREW, M4X12 5,8-B CROSS RECESSED PAN HE	F81011-43	2
15	PIN, 8 BN914 LINCH (BOSSARD 1364650)	F81046-2	1
16	BOLT, M10X140-10.9 HEX HEAD ZINC	F81003-180	2

**SECTION 5 CONTROL BOXES**

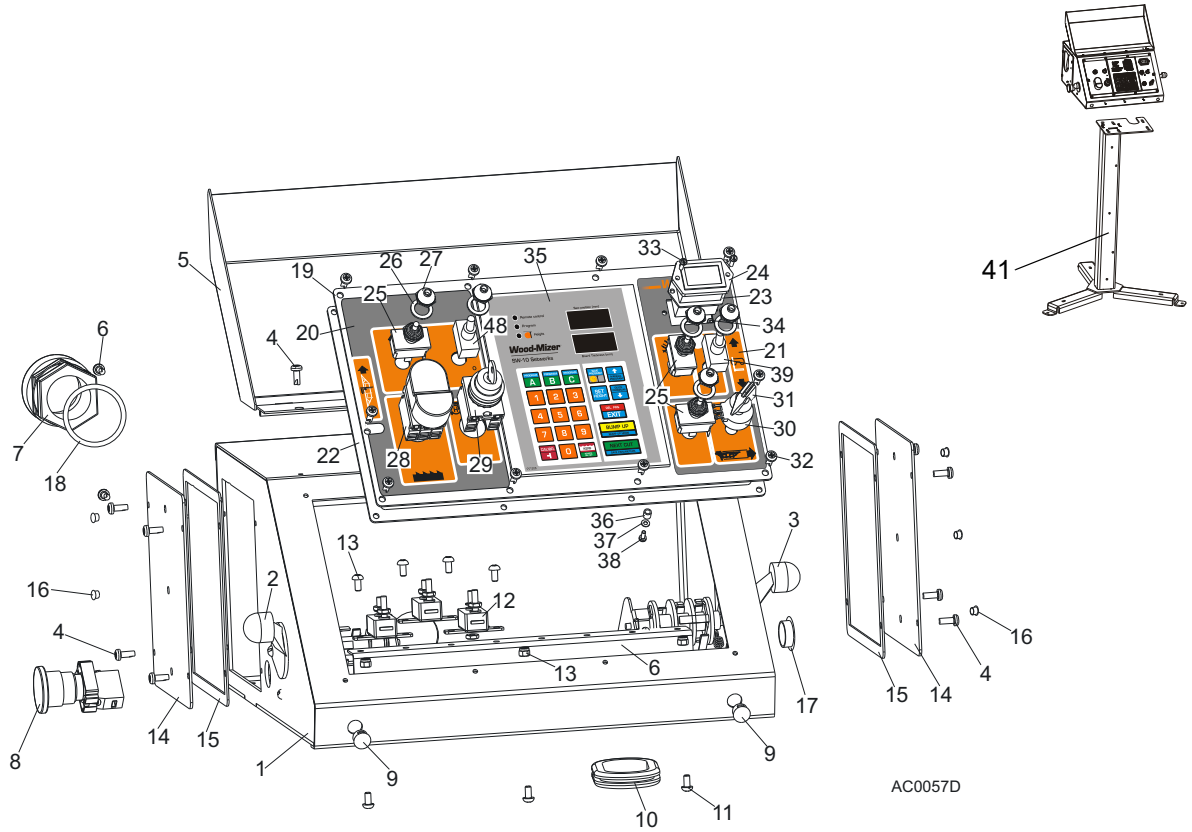
**5.1 Control Assembly, LT70 AH**



REF	DESCRIPTION (◆ indicates parts available in assemblies only)	PART #	QTY	
	<b>CONTROL BOX ASSEMBLY, AC SUPER (EA20, EA25)</b>	093022	1	
<b>1</b>	<b>HOUSING, AC SUPER CONTROL BOX ASSEMBLY (EA20, EA25)</b>	086546-1	1	◆
<b>2</b>	Front Control Panel & Wiring Harnesses ( <a href="#">Section 5.7</a> )			
<b>3</b>	Cover, Control Box Hinged	015304	1	
<b>4</b>	BOLT, #10-24X1/2 PH	F05015-17	12	
<b>5</b>	Circuit Breakers ( <a href="#">Section 5.3</a> )			
<b>6</b>	Drum Switches ( <a href="#">Section 5.2</a> )			
<b>7</b>	Switch, Horn	E85118	1	
<b>8</b>	BUTTON, XB4 BS542 EMERGENCY STOP	086556	1	
<b>9</b>	WASHER, ZBY9330 EMERGENCY STOP BUTTON	086561	1	
<b>10</b>	PLUG, 12.7 HEYMAN DP-812 HOLE	086773	1	

11	WASHER, 1/2X3/4X1/16 NYLON	P05251-1	1	
12	BOOT, TOGGLE SWITCH	P02575	1	
13	<b>BOLT, M8X20 8.8 HEX HEAD FULL THREAD ZIN</b>	F81002-4	4	
14	<b>NUT, M8-8-B HEX NYLON ZINC LOCK</b>	F81032-2	4	
15	<b>WASHER, 8.4 FLAT ZINC</b>	F81054-1	8	
16	<b>MOUNT WELDMENT, STANDARD CONTROL BOX</b>	086732-1	1	
17	<b>BOLT, 3/8-16 X 1" SOCKET HEAD</b>	F05007-52	4	
18	<b>WASHER, Z 10.2 SPLIT LOCK ZINC</b>	F81055-2	4	
19	<b>DECAL, FRONT OUTRIGGER WARNING</b>	015400-4	1	
20	<b>DECAL, EAR/EYE PROTECTION WARNING</b>	S11753-4	1	

**5.2 Control Assembly, LT70-RSW**



REF	DESCRIPTION (◆ indicates parts available in assemblies only)	PART #	QTY
	<b>CONTROL BOX ASSEMBLY, LT40 AC</b>	<b>098690</b>	<b>1</b>
	<b>CONTROL BOX ASSEMBLY, LT40 AC-RC</b>	<b>509115</b>	<b>1</b>
	<b>CONTROL BOX ASSEMBLY, LT70AC-SW</b>	<b>521906</b>	<b>1</b>
1	Control Box, LT40AC	099622-1	1
2	SWITCH ASSEMBLY, POWER FEED DRUM	E20438	1
3	Switch, 1992 Up/Down (Service Package)	E20440	1
4	Bolt, #10-24x1/2 Ph Pan Hd, Type 23	F05015-17	12
5	Cover Weldment, LT20/40 Complete	097135-1	1
6	Rail, Circuit Breaker	015310	1
7	Connector, 1 1/4 Straight Metal Conduit	024402	1
8	BUTTON, XB4 BS542 EMERGENCY STOP	086556	1
9	PLUG, 12.7 HEYMAN DP-812 HOLE	086773	2
10	Grommet, Rubber	087065	1
11	Screw, H M5x10 8.8 Zinc	F81000-13	7
12	BREAKER, 15 AMP MANUAL RESET	E20430	3
13	NUT, M5-8 DIN985 ZINC-PLATED	F81030-2	3
	Cover, Control Box Side Complete	086700	2
14	Cover, Control Box Side	086699-1	1
15	GASKET, SIDE PANEL	015274	1
16	Cap, SR1086 6.4 Dia. Hole	099700	6

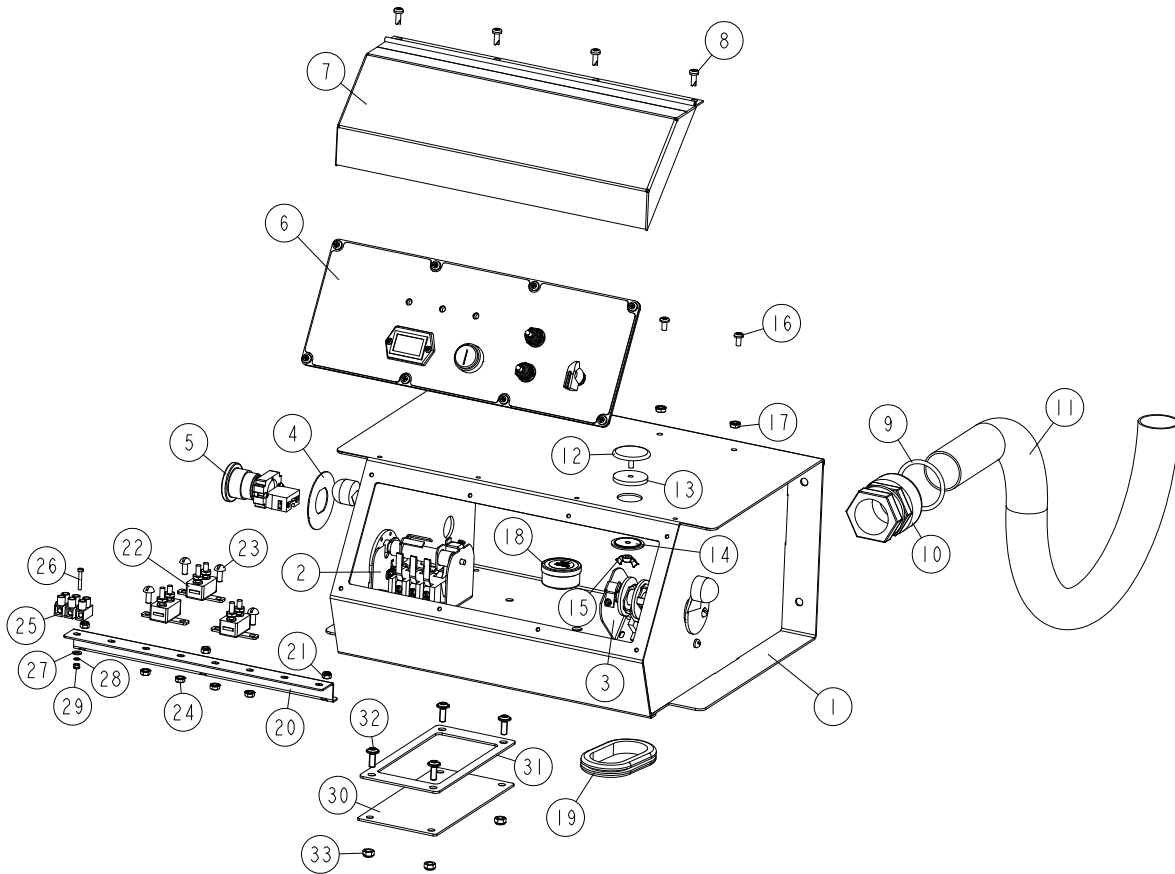
17	Cap, SR1086 22.2 Dia. Hole	093544	1	
18	Seal, 1 1/4 Ring LQTI w/Retainer	015430	1	
	Panel, LT40 AC Front Control Complete	098689	1	
19	Panel, LT20/40 AC Front Control	100572-1	1	
	Panel, LT40 AC Front Control	098586-1 <sup>1</sup>	1	
20	Decal, LT20/40 AC Control Box Left	099594	1	
21	Decal, LT40 DC Control Box Right	099596	1	
22	Gasket, LT20/40 Control Box	097132	1	
23	Gasket, Hour Meter	093346	1	
24	Meter, Hour	093166	1	
25	SWITCH, DPDT TOGGLE 21A REV MOM SPADE	024200	3	
26	Washer, 1/2x3/4x1/16 Nylon	P05251-1	5	
27	Boot, Toggle Switch	P02575	5	
28	Button, 24V Start/Stop	090452	1	
	Diaphragm, M22-T-DD	090462	1	
29	Switch, M22 3-Position Key	091361	1	
30	SWITCH ASSEMBLY, FEED RATE	E20519	1	
31	Knob, Speed Control	P06257	1	
32	Bolt, #10-24x1/2 Ph Pan Hd, Type 23	F05015-17	10	
33	Bolt, M3x12-8.8 Zinc	F81000-12	2	
34	NUT, M3-6-HEX NYLON ZINC LOCK	F81028-2	2	
35	Controller, SW-10 Setworks	500628	1	
36	Spacer, 4.2x6mm Idler	R80671-4	6	
37	Washer, 3.2 Flat Zinc	F81050-2	6	
38	Screw, M3x8-4.8 Zinc	F81000-83	6	
39	Switch, SPST On/Off 15A .25 TABS Toggle	P03027	2	
40	EMERGENCY STOP DECAL	086793	1	
41	STAND, LT20/40/LES/EG300/TVS CONTROL BOX	501651-1 <sup>2</sup>	1	

<sup>1</sup> Use in African version only.

<sup>2</sup> Used In **509115**

**5.3 Control Assembly, LT70 Remote**

500630\_001  
500630



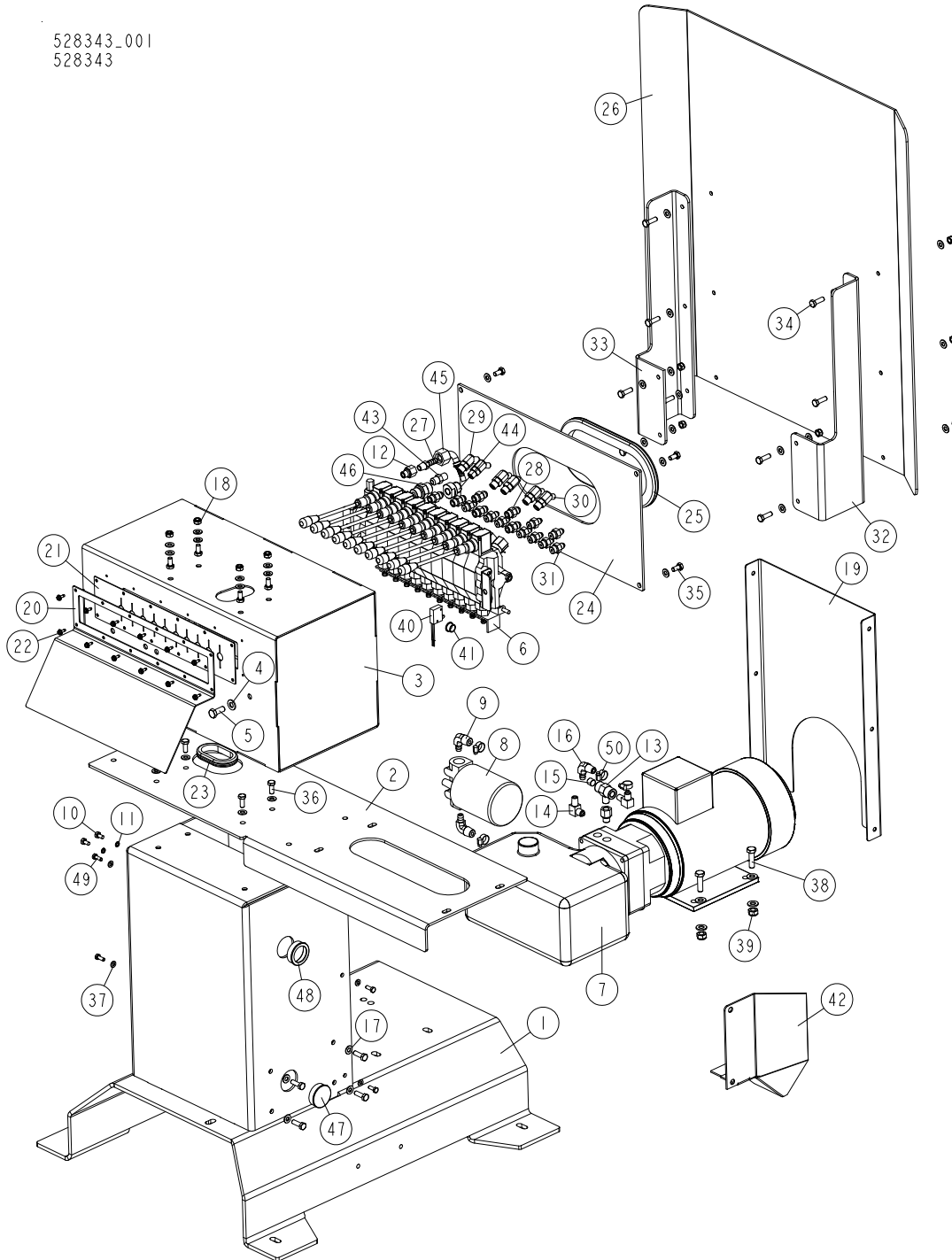
REF	DESCRIPTION (◆ indicates parts available in assemblies only)	PART #	QTY
-	<b>BOX, LT70 REMOTE CONTROL</b>	500630	1
1	HOUSING, AC SUPER CONTROL BOX ASSEMBLY (	086546-1	1
2	SWITCH ASSEMBLY, POWER FEED DRUM <a href="#">Section 5.5</a>	E20438	1
3	SWITCH, 1992 UP/DOWN <a href="#">Section 5.5</a>	E20440	1
4	WASHER, ZBY9330 EMERGENCY STOP BUTTON	086561	1
5	BUTTON, XB4 BS542 EMERGENCY STOP	086556	1
6	PLATE, COMPLETE FRONT CONTROL BOX <a href="#">Section 5.8</a>	086562	1
7	COVER, CONTROL BOX HINGED	015304	1
8	BOLT, #10-24X1/2 PH PAN HD, TYPE 23	F05015-17	4
9	SEAL, 1 1/4 RING LQTI W/RETAINER	015430	1
10	CONNECTOR, 1 1/4 STRAIGHT METAL CONDUIT	024402	1
11	CONDUIT, 1-1/4IN FLEX	024401	1
-	PLUG, AS075 OILTITE	E20570	1
12	PLUG, HOLE SEAL	E20570-1	1
13	GASKET, HOLE SEAL	E20570-2	1
14	WASHER, HOLE SEAL	E20570-3	1
15	NUT, #10-24 WING	E20570-4	1



REF	DESCRIPTION (◆ indicates parts available in assemblies only)	PART #	QTY	
16	SCREW, #10-24 X 3/8" PHILLIPS PAN HEAD M	F05004-148	4	
17	NUT, #10-24 SELF-LOCKING	F05010-14	4	
18	CUP ASSEMBLY, DRUM SWITCH GREASE	A20463	1	
19	GROMMET, RUBBER	087065	1	
20	RAIL, CIRCUIT BREAKER	525779-1	1	
21	NUT, M5-8 DIN985 ZINC-PLATED	F81030-2	3	
22	BREAKER, 15 AMP MANUAL RESET	E20430	3	
23	SCREW, #8-32 X 1/2" SLOTTED HEAD	F05004-12	4	
24	NUT, #8-32 HEX SELF-LOCKING	F05010-41	4	
25	STRIP, ELECTRIC WIRE	F81086-1	1	
26	SCREW, M3X20-5.8-A-PAN HEAD ZINC	F81000-8	1	
27	WASHER, 4.3 FLAT ZINC	F81051-2	1	
28	WASHER, 3.2 A MS FLAT SPECIAL	F81050-1	1	
29	NUT, M3-6-HEX NYLON ZINC LOCK	F81028-2	1	
-	GASKET ASSEMBLY	532368	1	
30	PLATE, COVER	532367-1	1	
31	GASKET, CORK	532366	1	
32	SCREW, M6X16 BN 11252 "BOSSARD".	F81001-24	4	
33	NUT, M6-8-B HEX NYLON ZINC LOCK	F81031-2	4	

**5.4 Box Assembly, LT70 Remote 10- Section**

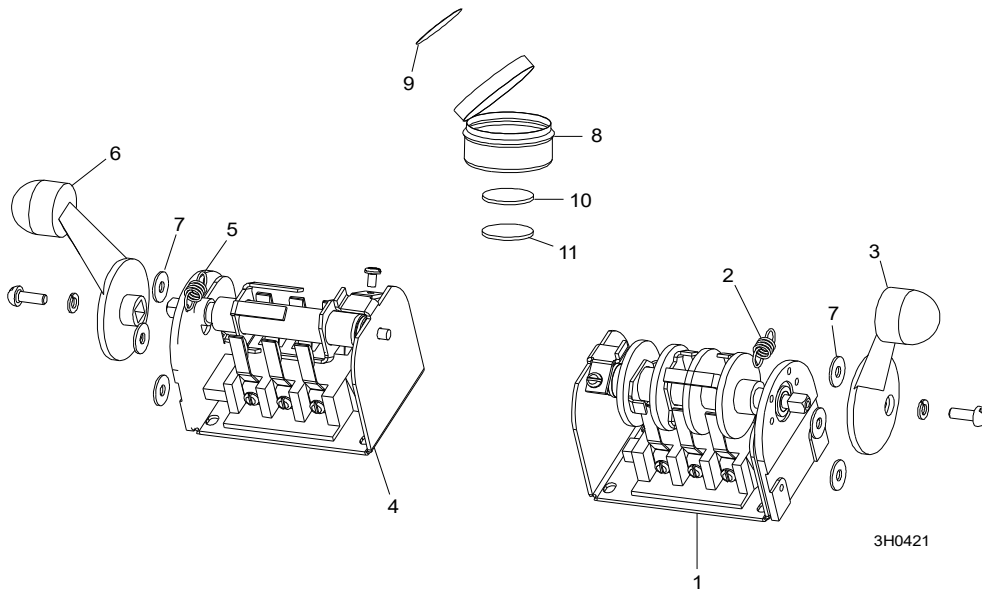
528343\_001  
528343



REF	DESCRIPTION (◆ indicates parts available in assemblies only)	PART #	QTY
-	<b>BOX ASSEMBLY, 10-SECTION REMOTE CONTROL</b>	528343	1
1	BASE WELDMENT, REMOTE HYDRAULIC CONTROL	500509-1	1
2	PLATE, REMOTE CONTROL BOX	500121-1	1
3	BOX WELDMENT, HYDRAULIC	500128-1	1
4	WASHER, 10.5 FLAT ZINC	F81055-1	10

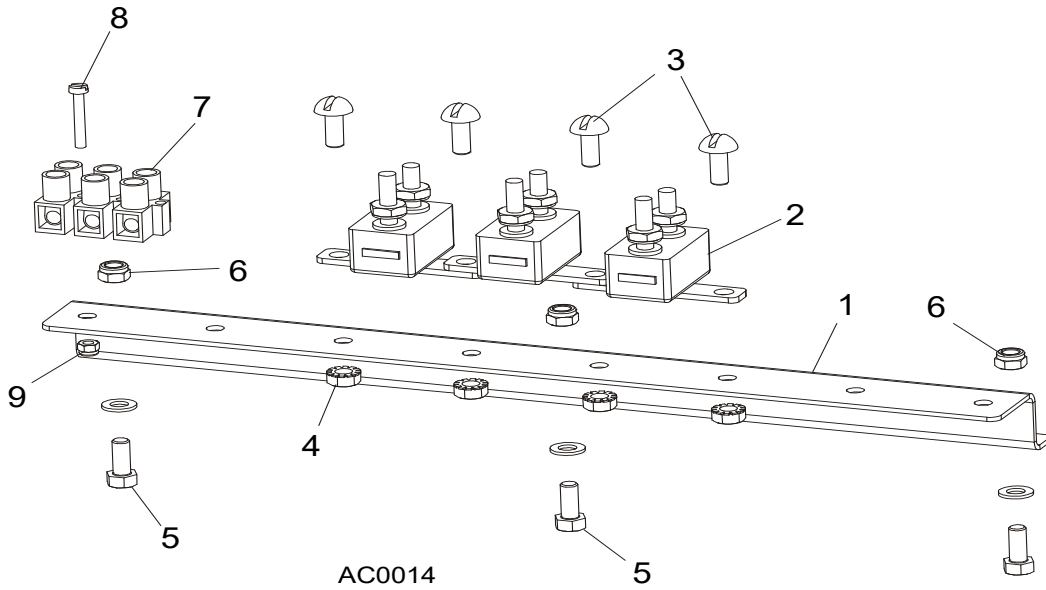
REF	DESCRIPTION (◆ indicates parts available in assemblies only)	PART #	QTY
5	BOLT, M10X25 8.8 HEX HEAD FULL THREAD ZI	F81003-11	2
6	VALVE, 10 SECTION HDS11/10-6	091344SUB	1
7	PUMP, AC.5,5KW 18.5L/MIN HYDRAULIC W/MOT	517840	1
8	MANIFOLD, W/FILTER	P22683	1
9	FITTING, 1/2NPT-3/8 BARB ELBOW	P12707	2
10	BOLT, 1/4-20X1/2 HEX HEAD	F05005-15	2
11	WASHER, Z 6.1 SPLIT LOCK	F81053-3	2
12	FITTING, 6SAE MALE-1/4NPT FEMALE	014686	2
13	FITTING, 1/4NPT BRANCH TEE	015486	1
14	FITTING, 3/8JIC-1/4NPT 90L	015491	2
15	PLUG, 1/4-18 NPT BLANK	096221	1
16	FITTING, 3/8NPT-3/8 BARB ELBOW	P12708	1
17	WASHER, 8.4 FLAT ZINC	F81054-1	44
18	NUT, M8-8-B HEX NYLON ZINC LOCK	F81032-2	18
19	PLATE, REMOTE HYDRAULIC CONTROL BOX REAR	500516-1	1
20	PLATE, FRONT	500122-1	1
21	GUARD, RUBBER HYDRAULIC VALVE 10-SECTION	091739	1
22	BOLT, #10-24X1/2 SELF-TAPPING	F05015-7	12
23	GROMMET, RUBBER	087065	1
24	PANEL, HYDRAULIC BOX REAR	500124-1	1
25	GROMMET, 4 3/8 X 10 OVAL RUBBER	085759	1
26	GUARD, LT70 AC REMOTE CONTROL BOX	090219	1
27	FITTING, 1/4NPT-3/8 BARB	014685	1
28	FITTING, 3/8" O-RING X 3/8" JIC	014687	6
29	FITTING, #6SAE 45 DEG ELBOW	015489	1
30	FITTING, #4 SAE - #6 SAE 45° ELBOW	015488	5
31	FITTING, 1/4JIC-3/8 O-RING	P26284	9
32	BRACKET, CONTROL BOX GUARD	500766-1	1
33	BRACKET, CONTROL BOX GUARD - LEFT	500767-1	1
34	BOLT, M8X25-8.8-B HEX HEAD FULL THREAD Z	F81002-5	14
35	BOLT, M8X16 -8.8-B HEX HEAD FULL THREAD	F81002-20	8
36	BOLT, M8X20-8.8 HEX HEAD FULL THREAD ZIN	F81002-1	4
37	WASHER, 6.4 FLAT ZINC	F81053-1	6
38	BOLT,M10X35-8.8 HEX HEAD FULL THREAD ZIN	F81003-17	4
39	NUT, M10-8-B HEX NYLON ZINC LOCK	F81033-1	4
40	MICROSWITCH, HYDRAULIC VALVE	014765	1
41	GROMMET, 15,9 UB625 RUBBER	086816	1
42	GUARD, CABLE	501102-1	1
43	FITTING, 3/8JIC-1/4NPT STRAIGHT	015560	1
44	FITTING, M22X1.5 / 1/4 - 18 NPT ZINC-PL.	093139-1	1
45	FITTING, PN10AFL 13-90 ELBOW	094485	1
46	FITTING, VMNW10HS22	094486	1
47	CAP, 44.5 MM #466923 HOLE	500768	1
48	BUSH, MOSS 44.5MM 465901 SNAP-FIT	R80670-3	1
49	BOLT M6X16 HH ZC FT 8.8 DIN 933	F81001-15	6
50	CLAMP, 11/16 WORM	061807	4

**5.5 Drum Switches**



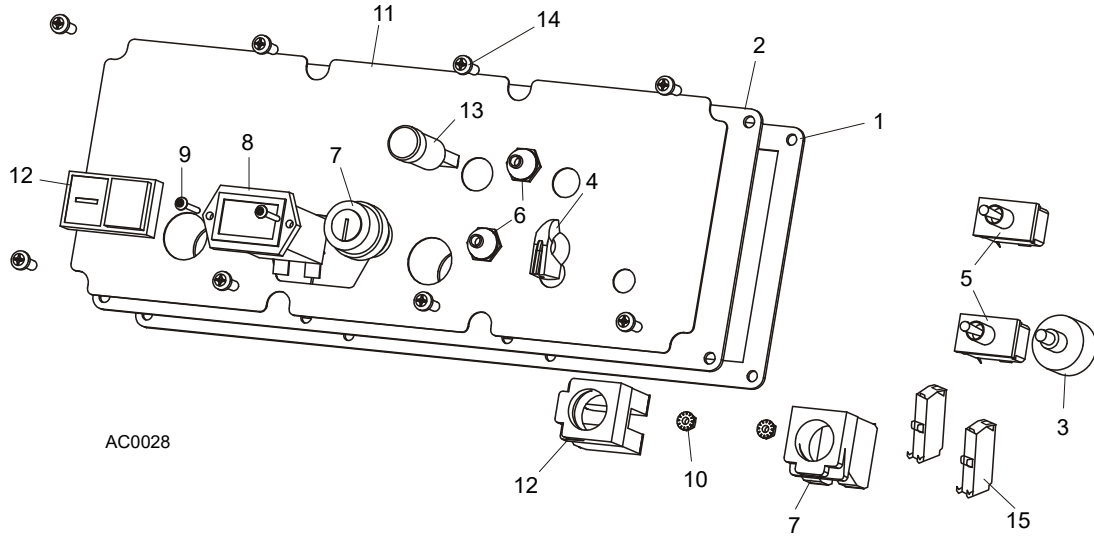
REF	DESCRIPTION (◆ indicates parts available in assemblies only)	PART #	QTY	
	<b>SWITCH, 1992 UP/DOWN</b>	E20440	1	
1	Switch, S12 Bulk Drum	E20440-B	1	◆
2	Spring, Drum Switch	P12570	1	
3	Handle, Drum Switch Replacement	P12500	1	
	<b>SWITCH ASSEMBLY, POWER FEED DRUM</b>	E20438	1	
4	Switch, S10 Bulk Drum	E20438-B	1	◆
5	Spring, Drum Switch	P12570	1	
6	Handle, Drum Switch Replacement	P12500	1	
7	<b>WASHER, #8 SAE FLAT</b>	F05011-41	6	
	<b>CUP ASSEMBLY, DRUM SWITCH GREASE</b>	A20463	1	
8	Cup, Plastic Container	P20464	1	◆
9	Decal, Grease Cup Label	P20467	1	
10	Pad, Velcro Loop	P20466	1	◆
11	Pad, Velcro Hook	P20465	1	◆
	Grease, High Temp Drum Switch	P20468	.011ml	◆

## 5.6 Circuit Breakers



REF	DESCRIPTION (◆ indicates parts available in assemblies only)	PART #	QTY
	<b>BREAKER ASSEMBLY, SAWMILL CONTROL CIRCUIT</b>	015621	1
1	Rail, Circuit Breaker	015310	1
2	Breaker, 15 Amp Manual Reset	E20430	5
3	Screw, #8-32 X 1/2" Slotted Head	F05004-12	6
4	Nut, #8-32 Hex Self-Locking	F05010-41	6
5	<b>BREAKER, 70 AMP MANUAL RESET PANEL MOUNT</b>	015527	1
6	<b>BREAKER, 50 AMP MANUAL RESET PANEL MOUNT</b>	021256	1
7	<b>BOOT, CIRCUIT BREAKER</b>	021253	2
8	<b>SCREW, #10-24 X 3/8 PHILLIPS PAN HEAD ZINC</b>	F05004-3	3
9	<b>NUT, #10-24 SELF-LOCKING</b>	F05010-14	3

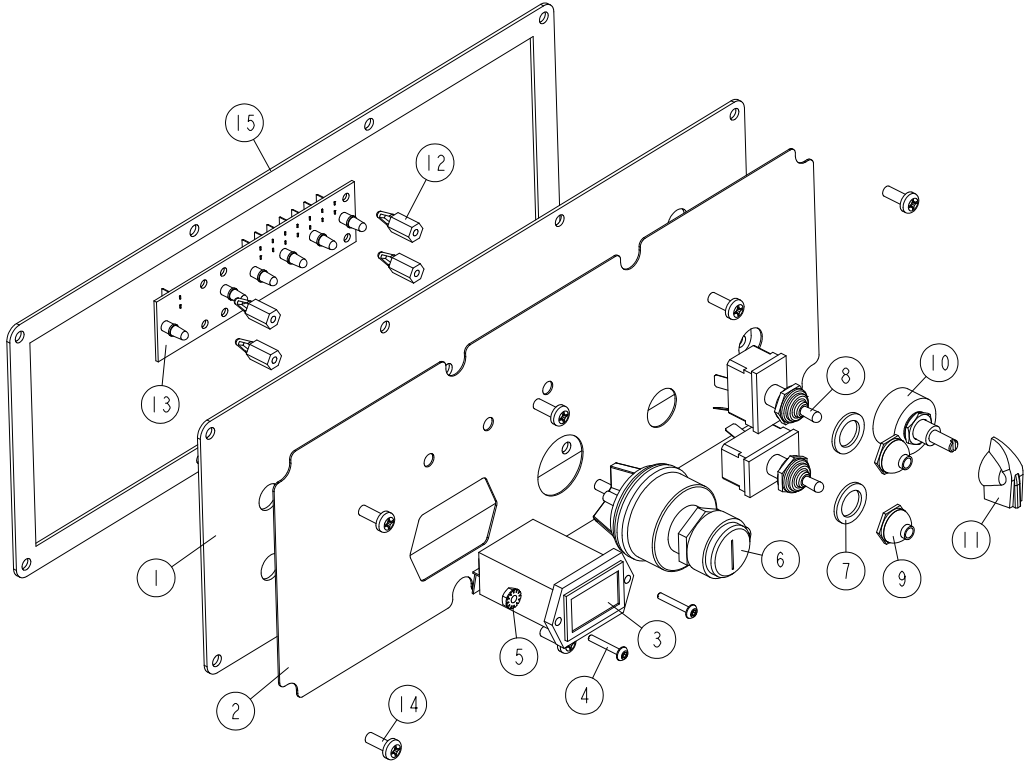
**5.7 Front Panel Assembly & Harnesses**



REF	DESCRIPTION (◆ indicates parts available in assemblies only)	PART #	QTY
	<b>PANEL ASSEMBLY, AC SUPER CONTROL FRONT (EA20, EA25)</b>	087387	1
1	Gasket, Front Panel	088387	1
2	Panel Weldment, Control	087316	1
3	Switch Assembly, Feed Rate	E20519	1
4	KNOB, SPEED CONTROL	P06257	1
5	SWITCH, DPDT TOGGLE 21A REV MOM SPADE	024200	2
6	Boot, Toggle Switch Rubber	P02575	2
7	Switch, Key	087350	1
8	Meter, Hour	015401	1
9	SCREW, 6-32 X 3/4" SOCKET BUTTON HEAD CA	F05004-93	2
10	Nut, # 6-32 Keps	F05010-59	2
11	Decal, Control Panel	087351	1
12	Switch, START-STOP	087349	1
13	Lamp, Control	087348	1
	<b>HARNESS ASSEMBLY, UPPER WIRING</b>	093167	1
14	BOLT, #10-24X1/2 PH	F05015-17	8
15	Contact ZBE101	087817	2

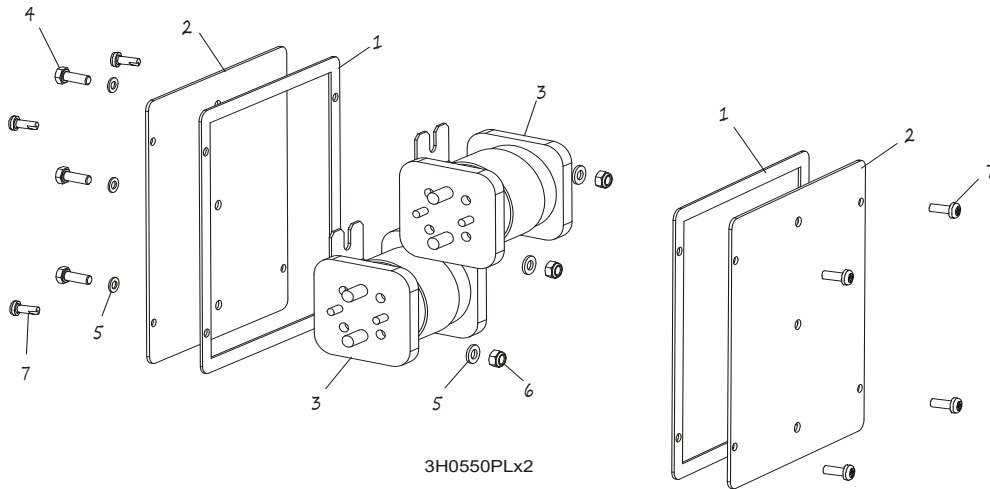
**5.8 Plate, LT70 Remote Complete Front Control Box**

086562\_001  
086562



REF	DESCRIPTION (◆ indicates parts available in assemblies only)	PART #	QTY
-	<b>PLATE, COMPLETE FRONT CONTROL BOX</b>	086562	1
1	PANEL WELDMENT, CONTROL	015302	1
2	DECAL, CONTROL PANEL (E25)	015271	1
3	METER, HOUR	015401	1
4	SCREW, 6-32 X 3/4" SOCKET BUTTON HEAD CA	F05004-93	2
5	NUT, # 6-32 KEPS	F05010-59	2
6	SWITCH, KEY	P04350	1
7	WASHER, 1/2X3/4X1/16 NYLON	P05251-1	2
8	SWITCH, DPDT TOGGLE 21A REV MOM SPADE	024200	2
9	BOOT, TOGGLE SWITCH	P02575	2
10	SWITCH ASSEMBLY, FEED RATE	024450	1
11	KNOB, SPEED CONTROL	P06257	1
12	SPACER, 1/2"-#6 THREADED	023147	4
-	BOARD, LED CIRCUIT (E25)	015416	1
13	CIRCUIT BOARD, SAWMILL LED	023038	1
14	BOLT, #10-24X1/2 PH PAN HD, TYPE 23	F05015-17	8
15	GASKET, FRONT PANEL	015270	1

**5.9 Solenoids**

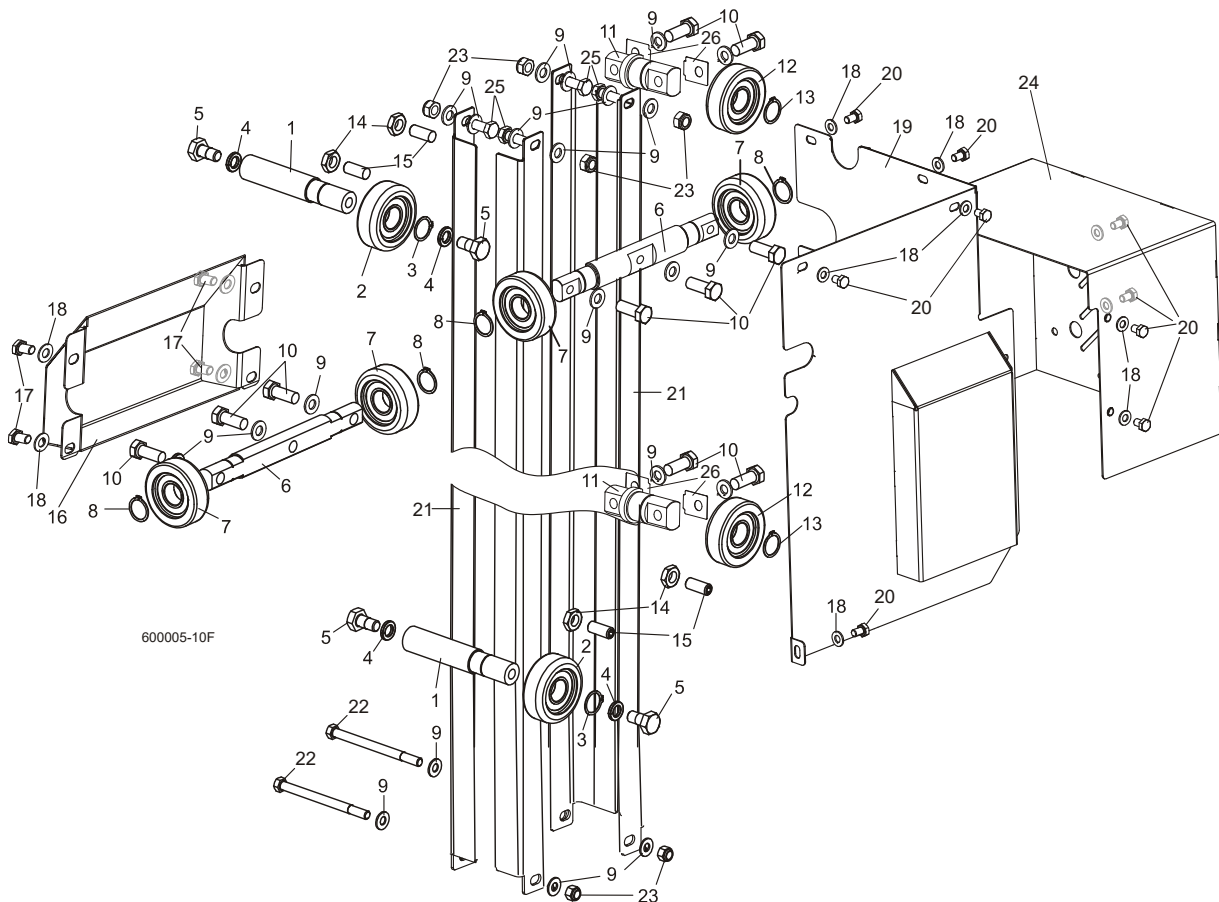


REF	DESCRIPTION (◆ indicates parts available in assemblies only)	PART #	QTY
1	GASKET, SIDE PANEL	015274	2
2	PANEL WELDMENT, SIDE	015307	2
3	SOLENOID, 200A 12V SPST HYDRAULIC PUMP	015470	2
4	BOLT M6X16 HH ZC FT 8.8 DIN 933	F81001-15	3
5	WASHER, 6.4 FLAT ZINC	F81053-1	6
6	NUT, M6-8-B HEX NYLON ZINC LOCK	F81031-2	3
	DIODE ASSEMBLY, SOLENOID COIL CHASSIS GND	087496	4
7	BOLT, #10-24X1/2 PH	F05015-17	8



## SECTION 6 UP/DOWN SYSTEM

### 6.1 Up/Down Rollers & Covers



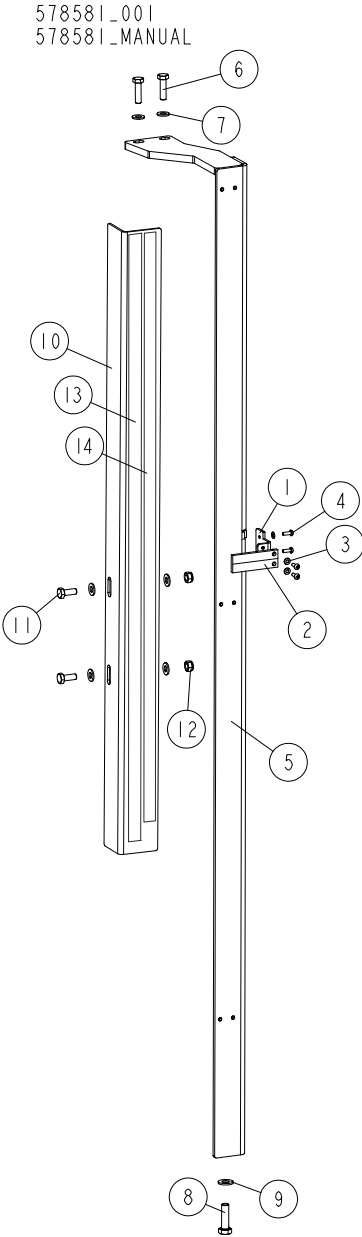
REF	DESCRIPTION (◆ indicates parts available in assemblies only)	PART #	QTY
	<b>ROLLER ASSEMBLY, INSIDE UP/DOWN</b>	089456	2
1	Shaft, Inside Up/Down Roller	088817-1	1
2	ROLLER, CBK-468	088433	1
3	Ring, Z30 Spring Retaining	F81090-23	1
4	WASHER, 13 FLAT ZINC	F81056-1	2
5	Bolt, M12x25-8.8 Hex Head Full Thread Zinc	F81004-31	2
	<b>ROLLER ASSEMBLY, OUTSIDE UP/DOWN</b>	089454	2
6	Shaft, Long Up/Down Roller	088815-1	1
7	ROLLER, CBK-468	088433	2
8	Ring, Z30 Spring Retaining	F81090-23	2
9	<b>WASHER, 10.5 FLAT ZINC</b>	F81055-1	22
10	<b>BOLT, M10X35-8.8 HEX HEAD FULL THREAD ZIN</b>	F81003-17	10
	<b>ROLLER ASSEMBLY, SHORT UP/DOWN</b>	089455	2
11	Shaft, Short Up/Down Roller	088816-1	1
12	ROLLER, CBK-468	088433	1
13	Ring, Z30 Spring Retaining	F81090-23	1
14	<b>NUT, M10-04-W HEX ZINC THIN</b>	F81033-6	4
15	<b>SCREW, GN 913.3-M10-40-MS SET</b>	F81003-65	4
16	<b>COVER WELDMENT, UP/DOWN ROLLER</b>	507056-1	1

**6****Up/Down System***Up/Down Rollers & Covers*

---

17	BOLT, M8X16 -8.8-B HEX HEAD FULL THREAD	F81002-20	4	
18	WASHER, 8.4 FLAT ZINC	F81054-1	13	
19	GUARD WELDMENT, RA-08 UP/DOWN GEAR BOX SIDE	091319-1	1	
20	BOLT, M8X12-8.8 HEX HEAD FULL THREAD ZINC	F81002-6	9	
21	ANGLE, MAST TUBE STAINLESS	088492	4	
22	BOLT, M10X125 8.8 HEX HEAD ZINC	F81003-18	2	
23	NUT, M10-8-B HEX NYLON ZINC LOCK	F81033-1	6	
24	GUARD, UP/DOWN MOTOR PAINTED	090501-1	1	
25	BOLT, M10X30-8.8 HEX HEAD FULL THREAD ZI	F81003-2	4	
26	SPACER, ROLLER ASSEMBLY, SHORT UP/DOWN	510616	-	

6.2 Blade Height Scale



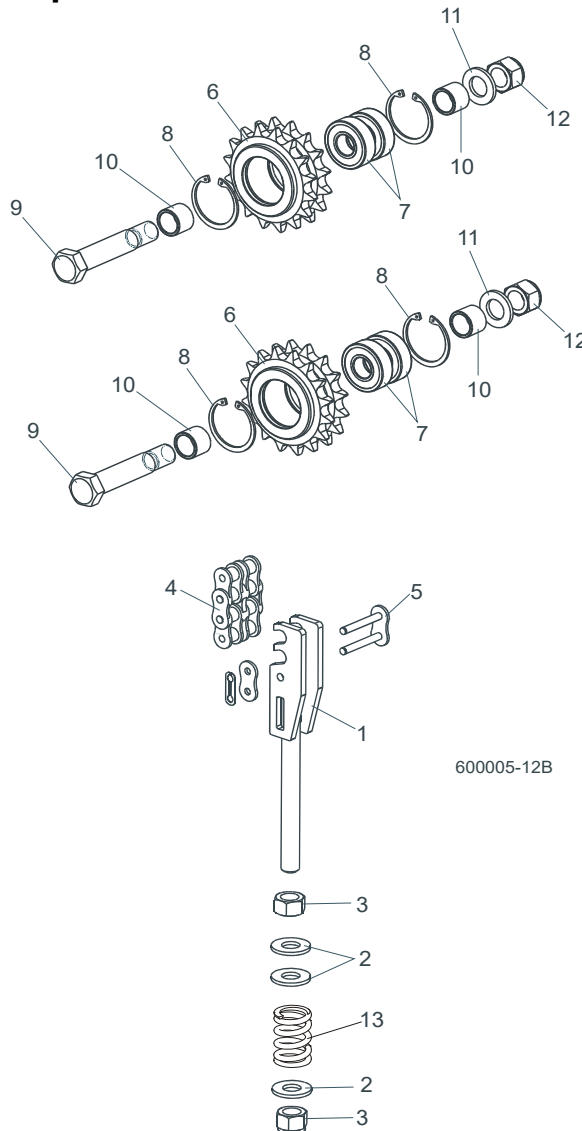
REF	DESCRIPTION (◆ indicates parts available in assemblies only)	PART #	QTY	
-	INDICATOR ASSEMBLY, SCALE	578581	1	
1	MOUNT WELDMENT, SCALE PAINTED	088558-1	1	
2	INDICATOR, BLADE HEIGHT SCALE	094821	1	
3	WASHER, 4.3 FLAT ZINC	F81051-2	4	
4	SCREW, M4X12 5,8-B CROSS RECESSED PAN HE	F81011-43	4	
5	MOUNT WELDMENT, SCALE PAINTED	088554-1	1	
6	BOLT, M8 X 30-8.8-B HEX HEAD FULL THREAD	F81002-7	2	
7	WASHER, 8.4 FLAT ZINC	F81054-1	6	
8	BOLT, M10X35-8.8 HEX HEAD FULL THREAD ZIN	F81003-17	1	
9	WASHER, 10.5 FLAT ZINC	F81055-1	1	
10	ANGLE, SCALE MOUNT	088785-1	1	
11	BOLT, M8X20 8.8 HEX HEAD FULL THREAD ZIN	F81002-4	2	

**6****Up/Down System**  
*Blade Height Scale*

---

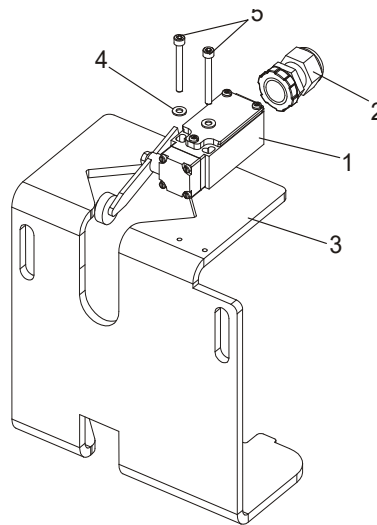
REF	DESCRIPTION (◆ indicates parts available in assemblies only)	PART #	QTY	
12	NUT, M8-8-B HEX NYLON ZINC LOCK	F81032-2	2	
13	DECAL, METRIC	S11711	1	
14	DECAL, METRIC 16-40MM	P12040-1	1	

### 6.3 Up/Down Chain & Sprockets

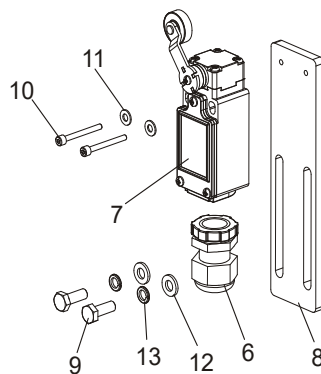


REF	DESCRIPTION (◆ indicates parts available in assemblies only)	PART #	QTY
1	TENSIONER WELDMENT, UP/DOWN CHAIN ZINC	512181-1	1
2	WASHER, 13 FLAT ZINC	F81056-1	3
3	NUT, M12 8 HEX NYLON ZINC LOCK	F81034-2	2
4	CHAIN, 12B-2 97-LINK	512197	1
5	LINK, 12B-2Pz MASTER	099249	1
	<b>SPROCKET ASSEMBLY, UP/DOWN IDLER</b>	<b>512180</b>	<b>2</b>
6	Sprocket, Zinc-Plated	512179-1	1
7	Bearing, 6203-2RS FLT Rolling	086114	2
8	Ring, W40 Spring Retaining	F81090-3	2
9	Bolt, M16D1F6 x 90-8.8 Hex Fit Short Thread Zinc	F81006-15	1
10	Spacer, Idler Zinc	088792-1	2
11	WASHER, 17 SPLIT LOCK ZINC	F81058-1	1
12	Nut, M16-8 Hex Nylon Zinc Lock	F81036-2	1
13	Spring, 14x30x3.2	090797	1

## 6.4 Safety Switches



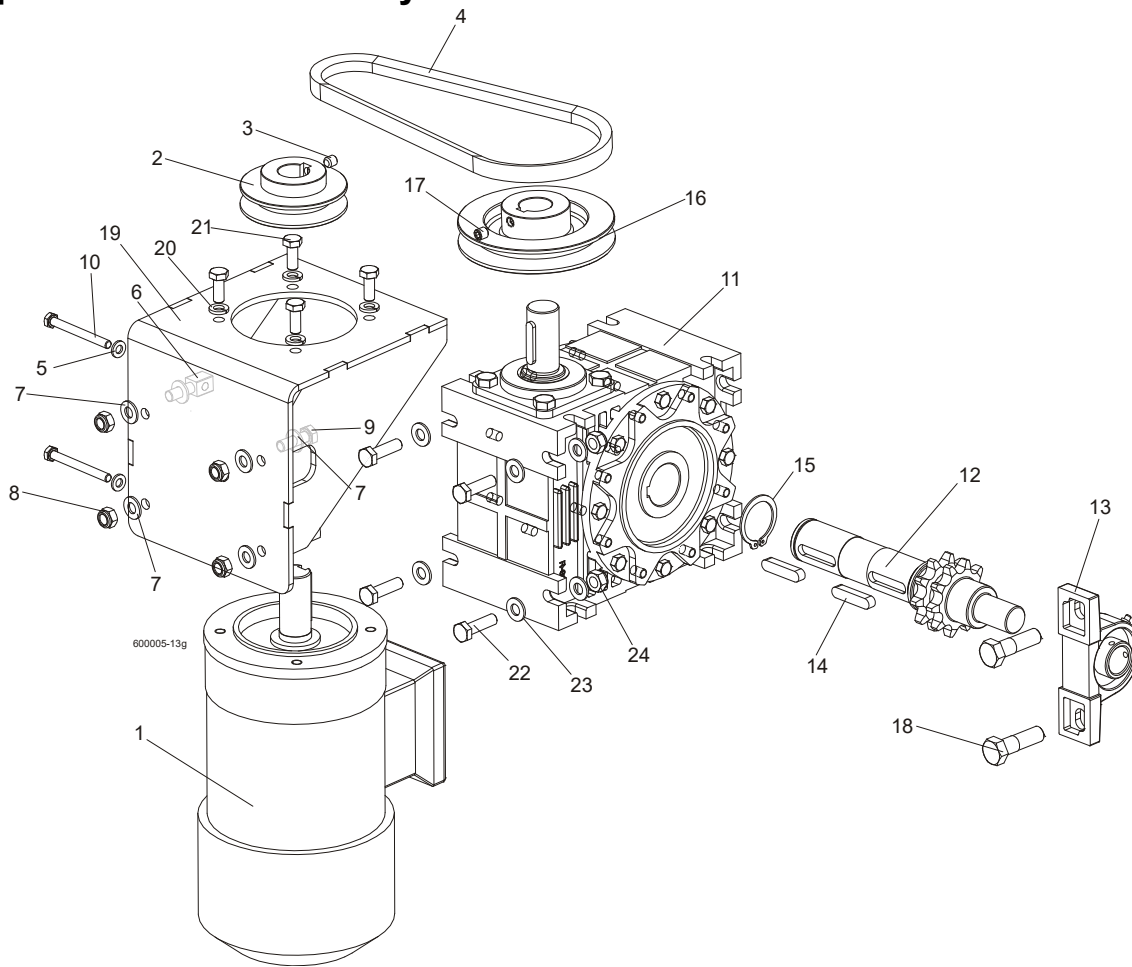
600045B



REF	DESCRIPTION (◆ indicates parts available in assemblies only)	PART #	QTY
1	SWITCH, GLCB01A2B SAFETY	086469	2
2	GLAND, ST PG 13.5 GREY CABLE	086524	2
3	SUPPORT, POWER CORD BRACKET	090460-1 <sup>1</sup>	1
4	WASHER, 4.3 FLAT ZINC	F81051-2	4
5	SCREW, M4X35 8.8 HEX SOCKET HEAD CAP ZIN	F81011-34	4
	<b>SWITCH ASSEMBLY, LT70 SAFETY LOWER</b>	505711	1
6	GLAND, ST PG 13.5 GREY CABLE	086524	1
7	SWITCH, FA138 Z11 LIMIT	100931	1
8	BAR, LIMIT SWITCH MOUNT	505125-1	1
9	BOLT M6X16 HH ZC FT 8.8 DIN 933	F81001-15	2
10	SCREW, M3X30 8.8 HEX SOCKET HEAD CAP ZINC	F81011-38	2
11	WASHER, 4.3 FLAT ZINC	F81051-2	2
12	WASHER, 6.4 FLAT ZINC	F81053-1	2
13	WASHER, Z 6.1 SPLIT LOCK	F81053-3	2

<sup>1</sup> LT70DC version only

## 6.5 Up/Down Drive Assembly



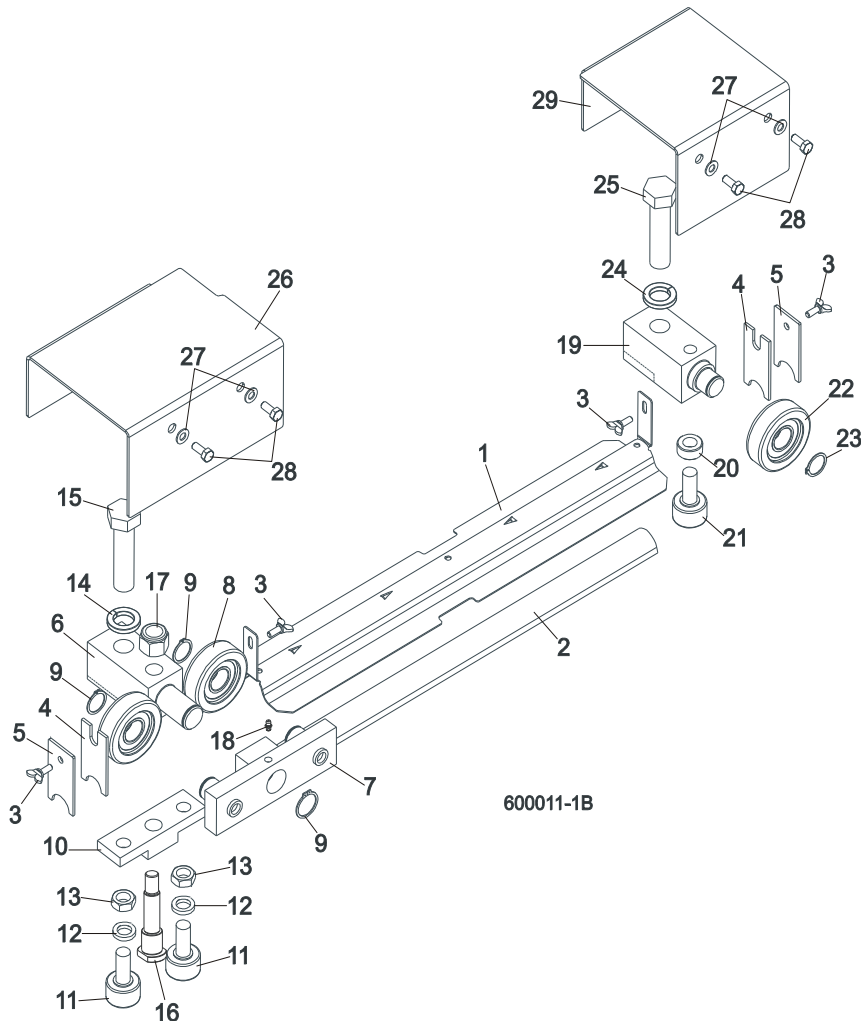
REF	DESCRIPTION (◆ indicates parts available in assemblies only)	PART #	QTY
	<b>MOTOR W/MOUNT BRACKET, AC UP/DOWN</b>	<b>090493</b>	<b>1</b>
1	AC Motor, 2 gear STKg90 6/4L2 IMB14/162	086530	1
2	Pulley, AC Motor	090497-1	1
3	Screw, M8x8-33H Hex Socket Set Flat Point Zinc	F81014-1	1
4	V-Belt, HA-670	091328	1
5	WASHER, 6.4 FLAT ZINC	F81053-1	2
6	Bolt, Special Zinc	088962-1	2
7	WASHER, 8.4 FLAT ZINC	F81054-1	8
8	Nut, M8-8-B Hex Nylon Zinc Lock	F81032-2	4
9	Bolt, M8X25-8.8-B Hex Head Full Thread Zinc	F81002-5	2
10	Bolt, M6x60-8.8 Hex Head Full Thread Zinc	F81001-9	2
	<b>GEAR BOX ASSEMBLY, UP/DOWN DRIVE</b>	<b>091310</b>	<b>1</b>
11	Gear Box, R80/64/WBS/D1,N+S,V5	097701	1
12	Output Shaft w/Sprocket, Up/Down Drive	517320-1	1
13	Bearing Assembly, UCP205 CX	088468	1
14	Key, A10x8x45 Parallel	091312	1
15	Ring, Outside Retaining Z38	F81090-26	1
16	<b>PULLEY, UP/DOWN GEAR PAINTED</b>	091308-1	1
17	<b>SCREW, M8X8-33H HEX SOCKET SET FLAT POINT ZINC</b>	F81014-1	1
18	<b>BOLT, M12X40-8.8 HEX HEAD</b>	F81004-1	1
19	<b>BRACKET, AC UP/DOWN MOTOR MOUNT</b>	090494-1	1

20	WASHER 8,2 SPLIT LOCK ZINC	F81054-4	4	
21	BOLT, M8X20 8.8 HEX HEAD FULL THREAD ZIN	F81002-4	4	
22	BOLT,M10X35-8.8 HEX HEAD FULL THREAD ZIN	F81003-17	4	
23	WASHER, 10.5 PN-82/M-82021 ZINC	F81055-4	8	
24	NUT, M10-8-B HEX NYLON ZINC LOCK	F81033-1	4	



## SECTION 7 FEED SYSTEM & TRACK ROLLERS

### 7.1 Upper Track Rollers And Wipers



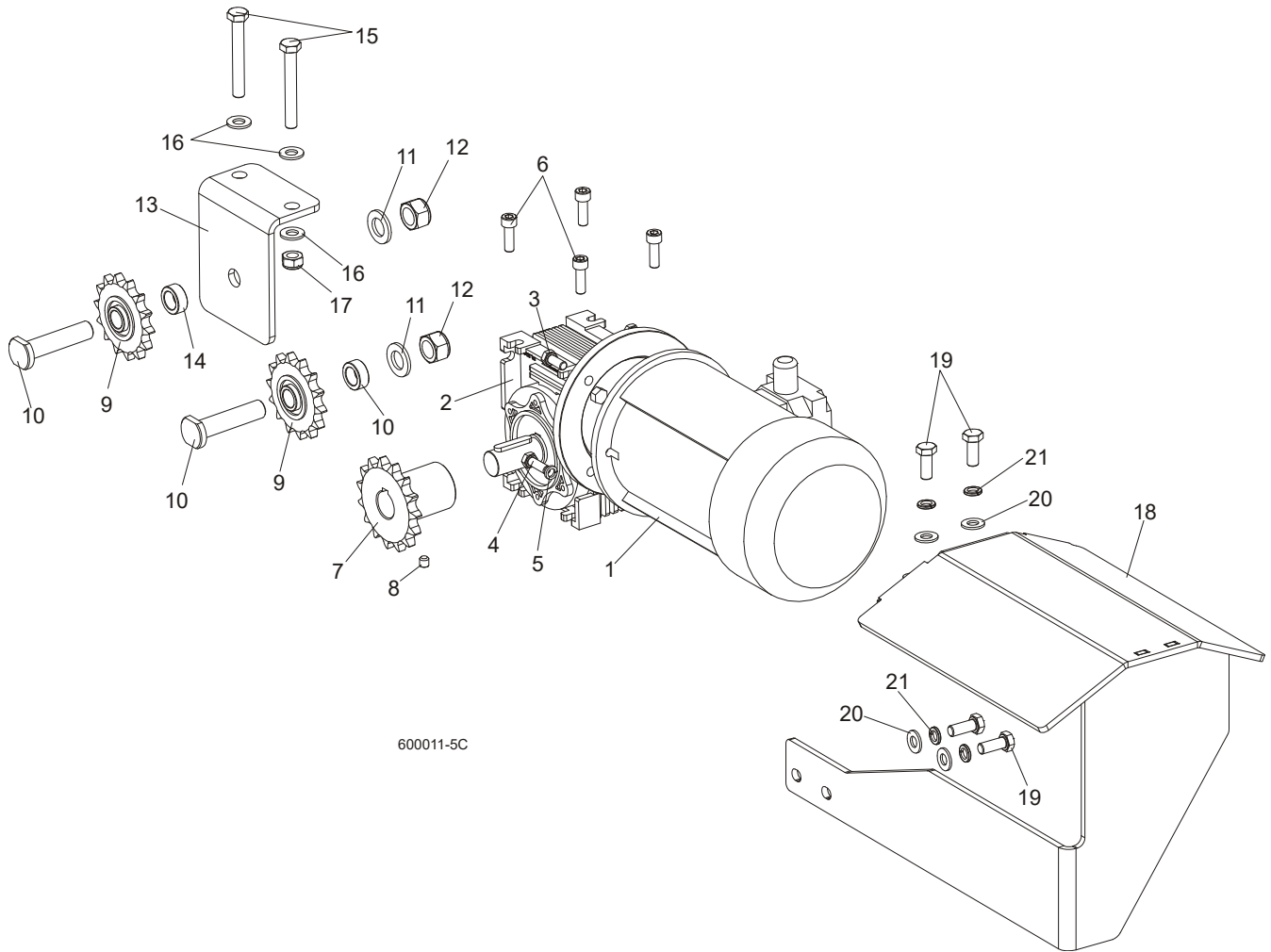
REF	DESCRIPTION (◆ indicates parts available in assemblies only)	PART #	QTY
1	<b>COVER, LT40/70 MIDDLE TRACK - SERVICE</b>	522292-S	1
	Cover, LT40/70 Middle Track	522292-1	1
2	Strip, 3/16 X 2 X 23 Felt	S09915	1
3	<b>SCREW, M6X20 DIN 316 WING</b>	F81001-58	4
4	<b>WIPER, TOP RAIL</b>	M04113	2
5	<b>PLATE, TRACK WIPER</b>	088559-1	2
	<b>ROLLER ASSEMBLY, UPPER TANDEM TRACK</b>	088530	1
6	Block, Tandem Roller Mount	088532	1
7	Block Assembly, Tandem Roller	088535	1
8	ROLLER, CBK-468	088433	2
9	Ring, Z30 Spring Retaining	F81090-23	2
10	Block, Cam Follower Mount	088520	1
11	Bearing, Cam Follower (McGill)	012797	2
12	Washer, 16.3 Split Zinc Lock	F81058-2	2
13	Nut, 5/8"-18 Zinc	F05010-11	2
14	Washer, Z24.5 Split Zinc Lock	F81061-4	1

# 7 Feed System & Track Rollers

## Upper Track Rollers And Wipers

15	BOLT, M24X2X90-8.8 HEX HEAD FULL THREAD	F81009-2	1	
16	Pin, Cam Follower Mount	088531	1	
17	Nut, M16-8 Hex Nylon Zinc Lock	F81036-2	1	
18	FITTING, M6 GREASE	086280	1	
	<b>ROLLER ASSEMBLY, REAR UPPER TRACK</b>	088529	1	
19	Block, Rear Upper Roller Mount	088528	1	
20	Spacer, Cam Follower	088536	1	
21	Bearing, Cam Follower (McGill)	012797	1	
22	Roller, CBK-468	088433	1	
23	Ring, Z30 Spring Retaining	F81090-23	1	
24	Washer, Z24.5 Split Zinc Lock	F81061-4	1	
25	Bolt, M24x2x90-8.8 Hex Head Full Thread Zinc	F81009-2	1	
26	<b>COVER, TANDEM ROLLER</b>	088526-1	1	
27	<b>WASHER, 6.4 FLAT ZINC</b>	F81053-1	4	
28	<b>BOLT M6X16 HH ZC FT 8.8 DIN 933</b>	F81001-15	4	
29	<b>COVER, REAR UPPER ROLLER</b>	088527-1	1	

## 7.2 Power Feed Assembly



REF	DESCRIPTION (◆ indicates parts available in assemblies only)	PART #	QTY
	<b>MOTOREDUCER, MR-50/7.5/1.1-1380/K3/B8</b>	100936	1
1	MOTOR, 1.1KW AC ELECTRIC	090104	1
2	MOTOREDUCER, MR-50/7.5/DO SILN/K3,N+S,B8	100935	1
3	BOLT, M8X20 8.8 HEX HEAD FULL THREAD ZIN	F81002-4	2
4	BOLT, M8X25-8.8-B HEX HEAD FULL THREAD Z	F81002-5	2
5	WASHER 8,2 SPLIT LOCK ZINC	F81054-4	2
6	SCREW, M8x25 -8.8 HEX SOCKET HEAD CAP	F81002-21	4
7	SPROCKET, 10B Z15 ZINC	088541-1	1
8	SCREW, M8x8-33H HEX SOCKET SET FLAT POINT ZINC	F81014-1	2
9	SPROCKET, KSR 16.L0.10.10.14.08 W/BEARING	088867	2
10	PIN, ZINC SPROCKET MOUNT	088994-1	2
11	WASHER, 17 SPLIT LOCK ZINC	F81058-1	2
12	NUT, M16-8 HEX NYLON ZINC LOCK	F81036-2	2
13	BRACKET, POWER FEED SPROCKET MOUNT	088507-1	1
14	SPACER, POWER FEED SPROCKET	088550-1	1
15	BOLT, M10x75-8.8 HEX HEAD ZINC	F81003-15	2
16	WASHER, 10.5 FLAT ZINC	F81055-1	4

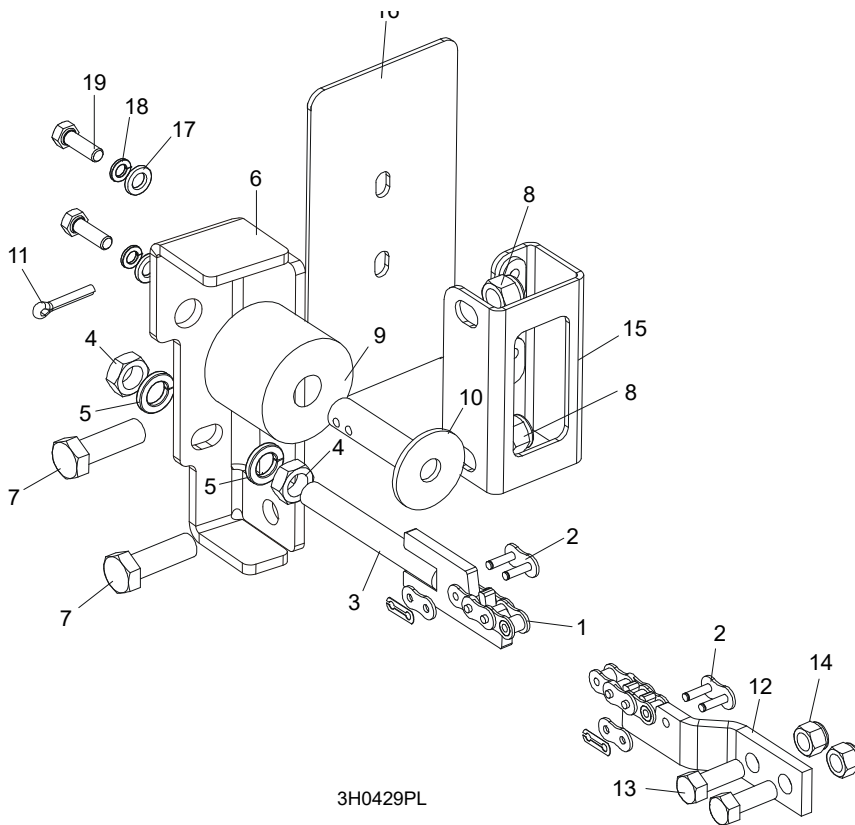
# 7 Feed System & Track Rollers

## Power Feed Assembly

---

17	NUT, M10-8-B HEX NYLON ZINC LOCK	F81033-1	2	
	<b>GUARD, LT70AC POWER FEED MOTOR COMPLETE</b>	504651	1	
18	GUARD, LT70AC POWER FEED MOTOR	504652-1	1	
19	BOLT, M10X25 8.8 HEX HEAD FULL THREAD ZI	F81003-11	4	
20	WASHER, 10.5 FLAT ZINC	F81055-1	4	
21	WASHER, Z 10.2 SPLIT LOCK ZINC	F81055-2	4	

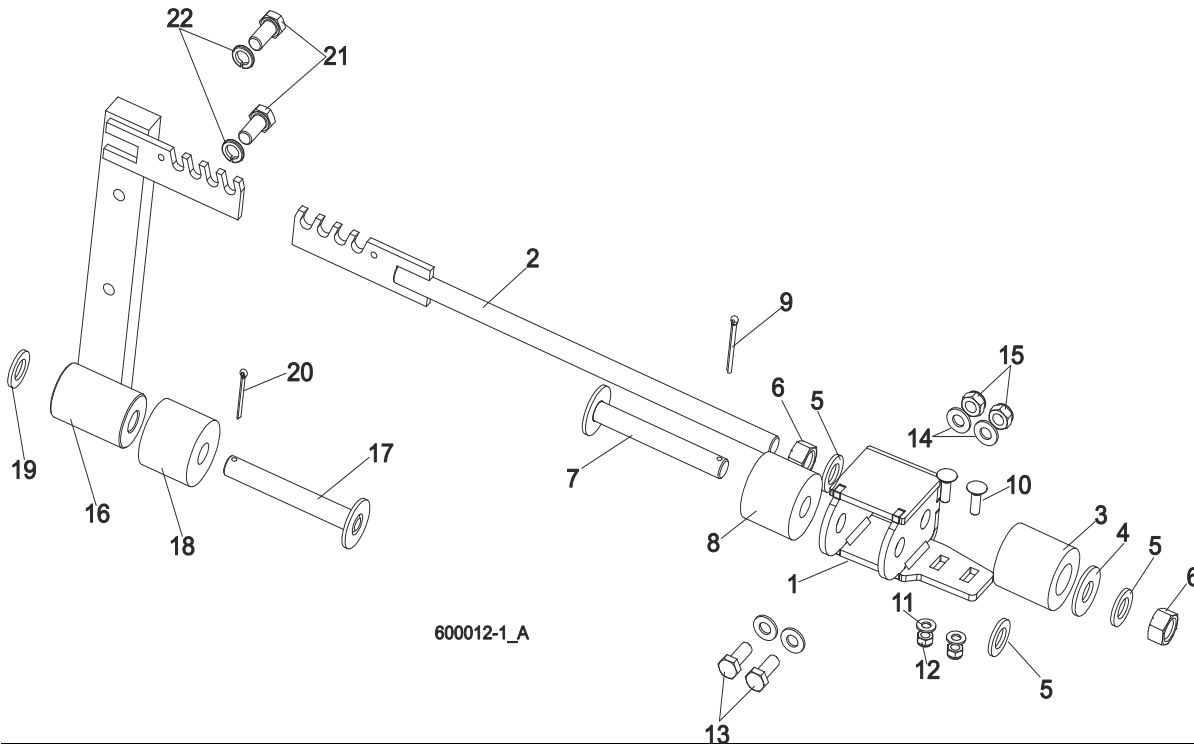
7.3 Feed Chain/Stop, LT70 S/M



3H0429PL

REF	DESCRIPTION (◆ indicates parts available in assemblies only)	PART #	QTY
1	CHAIN, 10B-1-375 (5.95M) LT70S FEED	090427	1
	CHAIN, 10B-1-457 (7.25M) LT70M FEED	090370	1
	CHAIN 10B-1 (0,9M)	506516	1
2	LINK, 10B-1Pz MASTER	088671	2
3	TENSIONER WELDMENT, POWER FEED CHAIN ZINC-PLATED	086818-1	1
4	NUT, M12-5 HEX JAM	F81034-4	2
5	WASHER, Z12.2 SPLIT LOCK ZINC	F81056-2	2
6	BRACKET, FEED CHAIN REAR MOUNT	087628-1	1
7	BOLT, M12X40-8.8 HEX HEAD FULL THREAD ZI	F81004-4	2
8	NUT, M12 8 HEX NYLON ZINC LOCK	F81034-2	2
	STOP KIT, RUBBER CARRIAGE	K09630	2
9	BUSHING, 11/16X2 1/8X1 3/4 RUBBER	P12165	1
10	Pin, Rubber Carriage Stop	086182-1	1
11	Pin, 3/16" X 1" Cotter	F05012-21	1
12	BRACKET, FRONT FEED CHAIN MOUNT	015008	1
13	BOLT, 3/8-16X1 HH	F05007-7	2
14	NUT, 3/8-16 HEX NYLON LOCK	F05010-10	2
15	BRACKET WELDMENT, REAR TUBE COVER	087105-1	1
16	COVER, REAR MAIN TUBE	015023	1
17	WASHER, 8.4 FLAT ZINC	F81054-1	2
18	WASHER 8,2 SPLIT LOCK ZINC	F81054-4	2
19	BOLT, 5/16-18 X 1" HEX HEAD	F05006-1	2

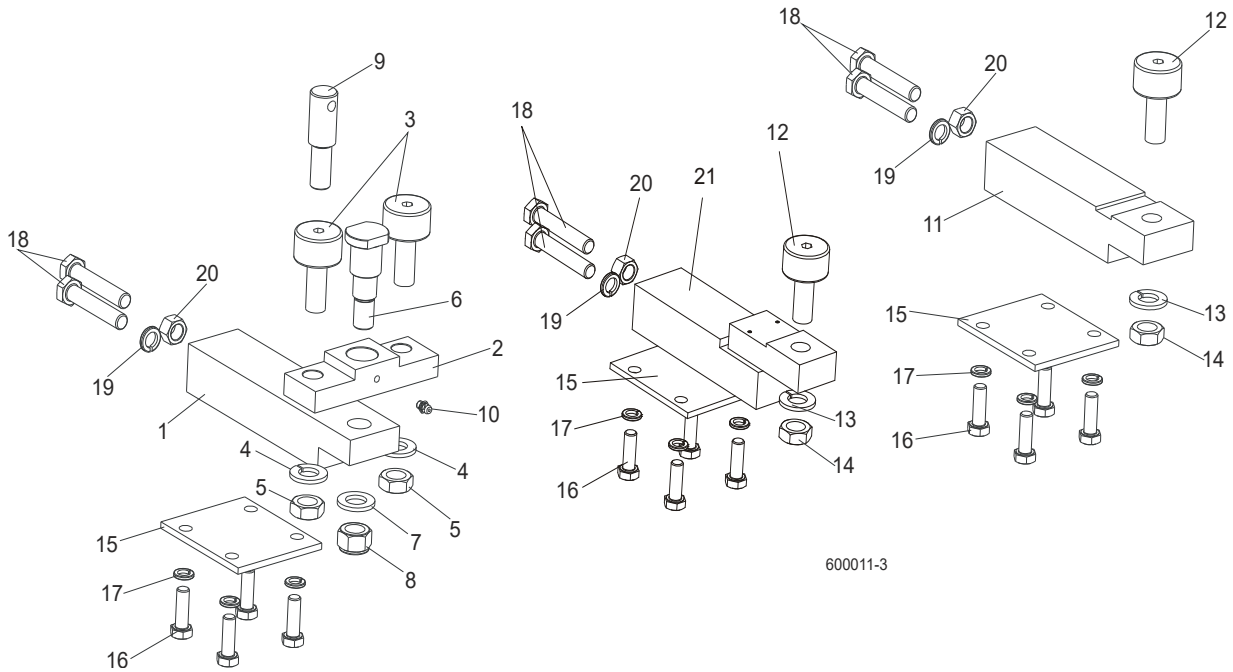
### 7.4 Feed Chain/Stop



600012-1\_A

REF	DESCRIPTION (◆ indicates parts available in assemblies only)	PART #	QTY
1	MOUNT WELDMENT, FRONT CARRIAGE STOP	546123-1	1
2	TENSIONER, POWER FEED CHAIN ZINC-PLATED	089364-1	1
3	SPRING, TENSIONER BLADE LT15	014828	1
4	WASHER, 17/40-3 ZINC-PLATED	089360-1	1
5	WASHER, 17 SPLIT LOCK ZINC	F81058-1	3
6	NUT, M16-5.8 HEX ZINC	F81036-1	2
7	PIN, 16X117 W/PLATE	089361-1	1
8	BUSHING, 11/16X2 1/8X1 3/4 RUBBER	P12165	1
9	PIN, S-Zn 4x25 COTTER	F81043-2	1
10	BOLT, M8X25-8.8 ZINC MUSHROOM HEAD SQUAR	F81002-59	2
11	WASHER, 8.4 FLAT ZINC	F81054-1	2
12	NUT, M8-8-B HEX NYLON ZINC LOCK	F81032-2	2
13	BOLT, M10X25 8.8 HEX HEAD FULL THREAD	F81003-31	2
14	WASHER, 10.5 FLAT ZINC	F81055-1	4
15	NUT, M10-8-B HEX NYLON ZINC LOCK	F81033-1	2
	STOP ASSEMBLY, REAR POWER FEED	089362	1
16	Stop Weldment, Rear Power Feed	088346-1	1
17	PIN, 16X117 W/PLATE	089361-1	1
18	BUSHING, 11/16X2 1/8X1 3/4 RUBBER	P12165	1
19	WASHER, 17 SPLIT LOCK ZINC	F81058-1	1
20	Pin, S-Zn 4x25 Cotter	F81043-2	1
21	BOLT, M12X25-8.8 HEX HEAD FULL THREAD ZINC	F81004-31	2
22	WASHER, 13 FLAT ZINC	F81056-1	2
	CHAIN, 10B-1 POWER FEED	088670	1
	CHAIN 10B-1 (0,9m)	506516	1
	LINK, 10B-1PZ MASTER	088671	2

## 7.5 Lower Track Rollers



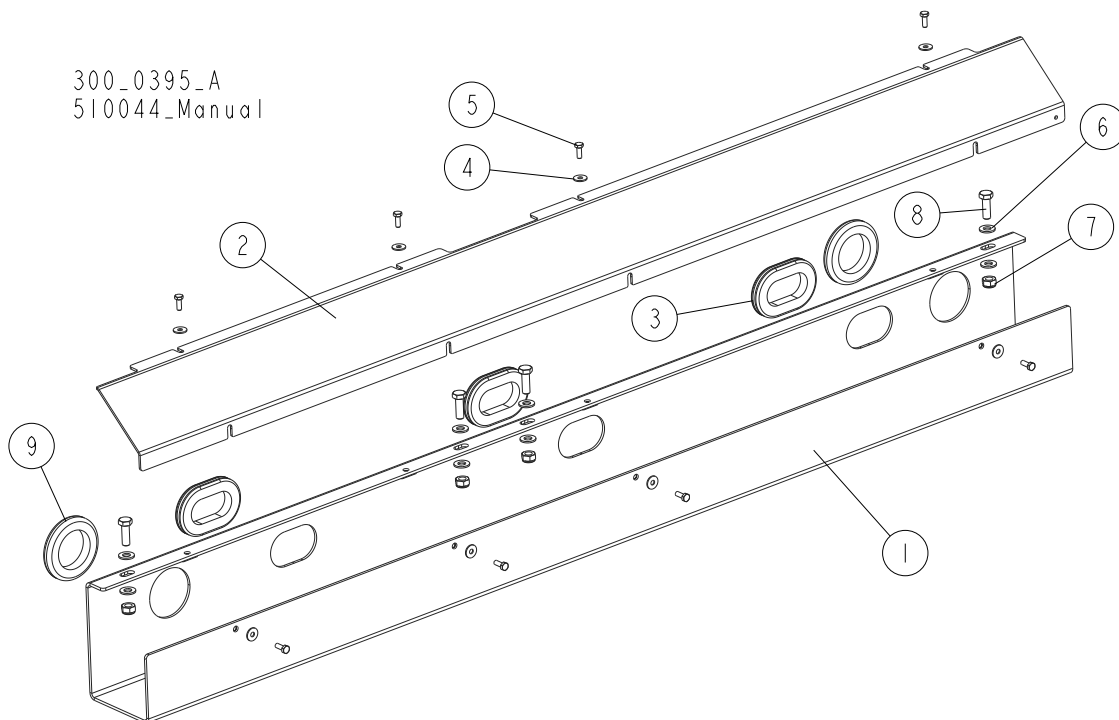
REF	DESCRIPTION (◆ indicates parts available in assemblies only)	PART #	QTY
	<b>BLOCK ASSEMBLY, VERTICAL MAST ALIGNMENT DOUBLE</b>	088523	1
1	Block, Vertical Mast Alignment Double	088517	1
2	Block, Cam Follower Mount	088520	1
3	Bearing, Cam Follower (McGill)	012797	2
4	Washer, 16.3 Split Zinc Lock	F81058-2	2
5	Nut, 5/8"-18 Zinc	F05010-11	2
6	Pin, Cam Follower Mount	088521	1
7	WASHER, 17 SPLIT LOCK ZINC	F81058-1	1
8	Nut, M16-8 Hex Nylon Zinc Lock	F81036-2	1
9	Pin, Safety Lock	088519	1
10	FITTING, M6 GREASE	086280	1
	<b>BLOCK ASSEMBLY, VERTICAL MAST ALIGNMENT SINGLE</b>	088524	1
11	Block, Vertical Mast Alignment Single	088518	1
12	Bearing, Cam Follower (McGill)	012797	1
13	Washer, 16.3 Split Zinc Lock	F81058-2	1
14	Nut, 5/8"-18 Zinc	F05010-11	1
15	<b>PLATE, LOWER TRACK ROLLER RETAINER</b>	088516	3
16	<b>BOLT, M10X30-8.8 HEX HEAD FULL THREAD ZI</b>	F81003-2	12
17	<b>WASHER, Z 10.2 SPLIT LOCK ZINC</b>	F81055-2	12
18	<b>BOLT, M12X1.25X65-8.8 HEX HEAD FULL THREAD ZINC</b>	F81004-40	6
19	<b>WASHER, Z12.2 SPLIT LOCK ZINC</b>	F81056-2	3
20	<b>NUT, M12X1.25-8 ZINC HEX</b>	F81034-8	3
21	<b>BLOCK WELDMENT, LOWER TRACK ROLLER MOUNT</b>	091425	1

# 8 BED FRAME ASSEMBLY

## Front Hydraulic Hose Duct

### SECTION 8 BED FRAME ASSEMBLY

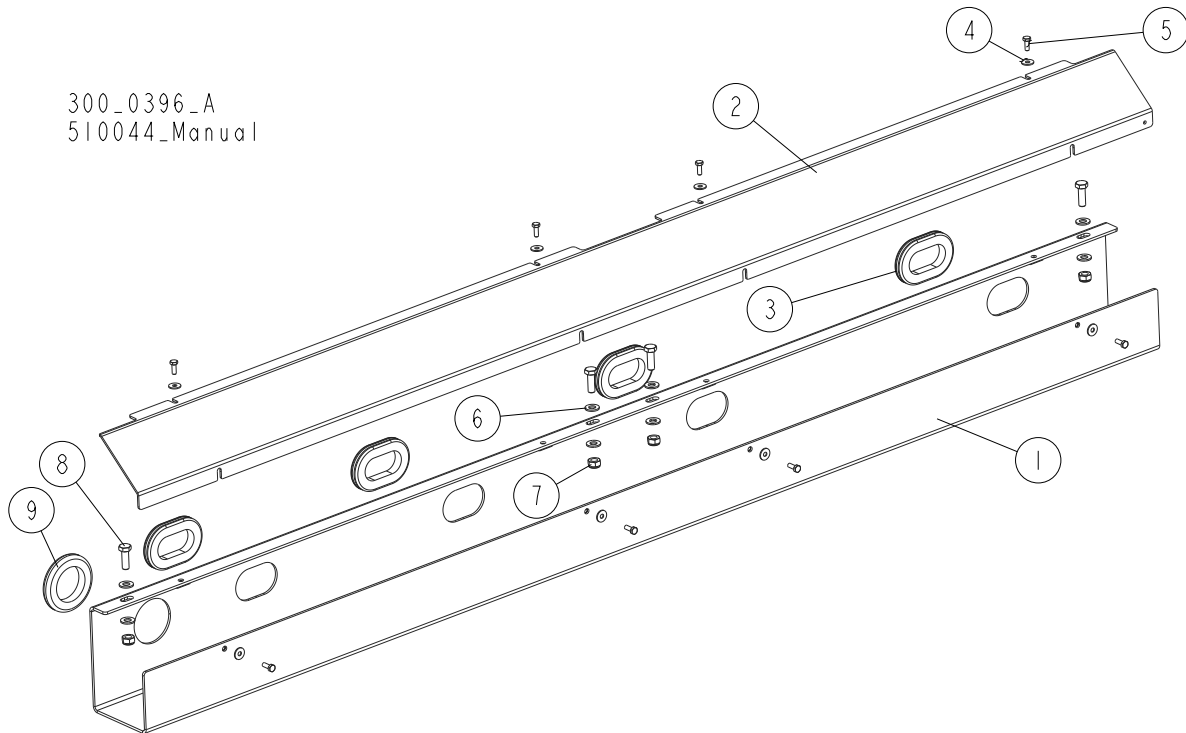
#### 8.1 Front Hydraulic Hose Duct



REF	DESCRIPTION (◆ indicates parts available in assemblies only)	PART #	QTY
	<b>DUCT, FRONT HYDRAULIC HOSE - COMPLETE</b>	<b>510240</b>	<b>1</b>
1	DUCT WELDMENT, FRONT HYDRAULIC HOSE	510237-1	1
2	COVER, FRONT HYDRAULIC HOSE DUCT	510239-1	1
3	GROMMET, RUBBER	089532	3
4	WASHER, 6.5 SPECIAL FLAT ZINC	F81053-11	8
5	BOLT, M6 x 16 8.8 HEX HEAD FULL THREAD ZINC	F81001-15	8
6	WASHER, 10.5 FLAT ZINC	F81055-1	8
7	NUT, M10-8-B HEX NYLON ZINC LOCK	F81033-1	4
8	BOLT, M10 X 30-5.8 HEX HEAD FULL THREAD	F81003-2	4
9	GROMMET, ROUND RUBBER	085614	2



## 8.2 Middle Hydraulic Hose Duct

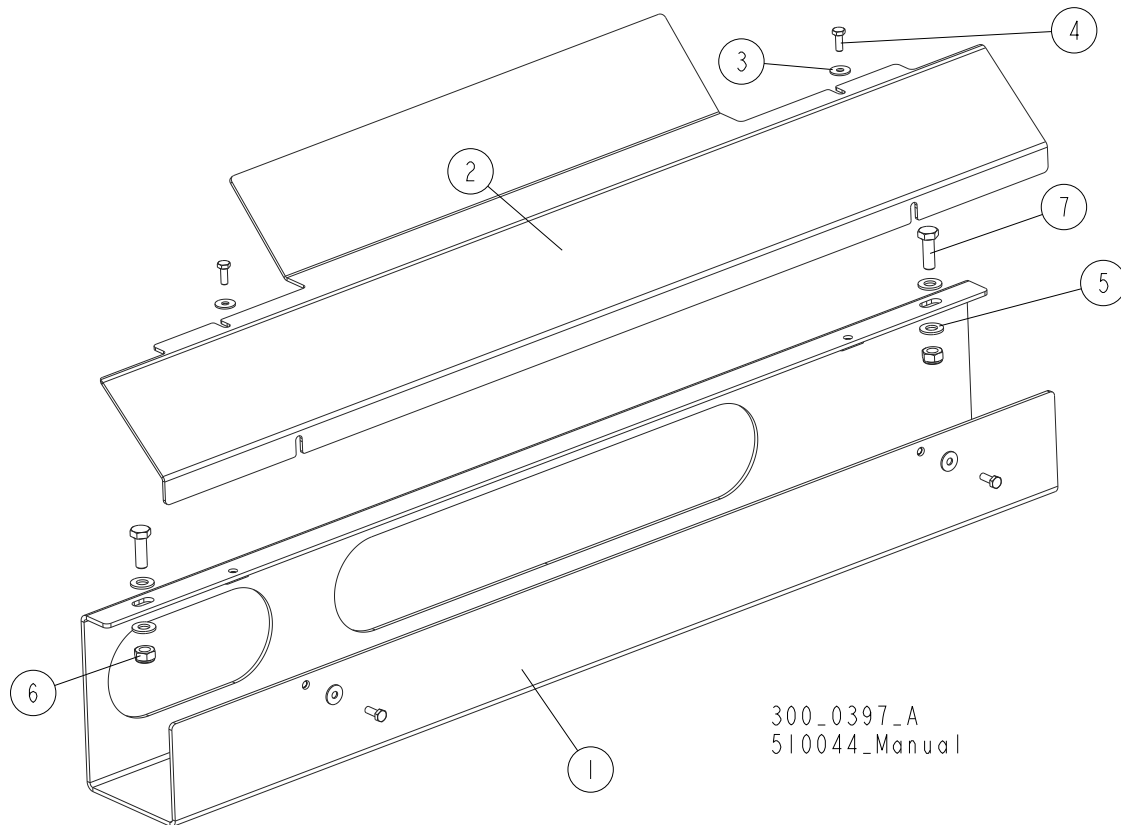


REF.	DESCRIPTION (◆ indicates parts available in assemblies only)	PART #	QTY
	<b>DUCT, MIDDLE HYDRAULIC HOSE - COMPLETE</b>	<b>510235</b>	<b>1</b>
1	DUCT, MIDDLE HYDRAULIC HOSE	510234-1	1
2	COVER, MIDDLE HYDRAULIC HOSE DUCT	510238-1	1
3	GROMMET, RUBBER	089532	4
4	WASHER, 6.5 SPECIAL FLAT ZINC	F81053-11	8
5	BOLT, M6 x 16 8.8 HEX HEAD FULL THREAD ZINC	F81001-15	8
6	WASHER, 10.5 FLAT ZINC	F81055-1	8
7	NUT, M10-8-B HEX NYLON ZINC LOCK	F81033-1	4
8	BOLT, M10X30-5.8 HEX HEAD FULL THREAD	F81003-2	4
9	GROMMET, ROUND RUBBER	085614	1

# 8 BED FRAME ASSEMBLY

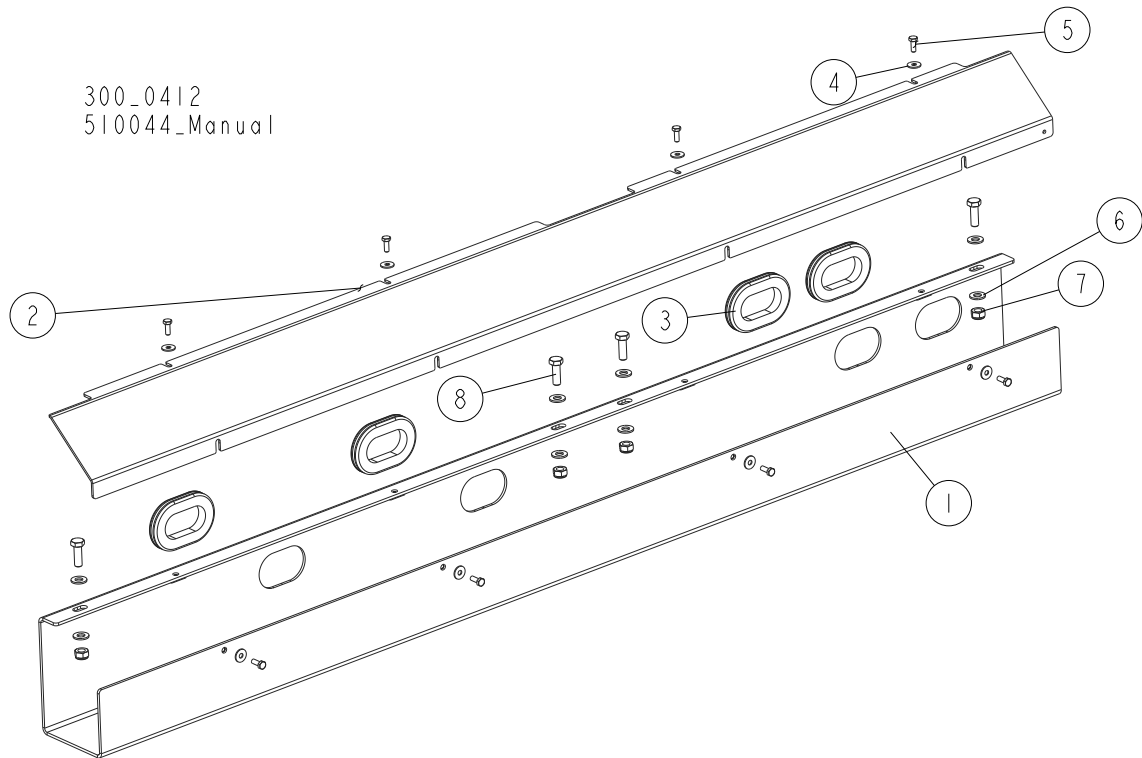
## Rear Hydraulic Hose Duct

### 8.3 Rear Hydraulic Hose Duct



REF.	DESCRIPTION (◆ indicates parts available in assemblies only)	PART #	QTY
	<b>DUCT, REAR HYDRAULIC HOSE - COMPLETE</b>	<b>510510</b>	<b>1</b>
1	DUCT WELDMENT, REAR HYDRAULIC HOSE	510509-1	1
2	COVER, REAR HYDRAULIC HOSE DUCT	510511-1	1
3	WASHER, 6.5 SPECIAL FLAT ZINC	F81053-11	4
4	BOLT, M6 x 16 8.8 HEX HEAD FULL THREAD ZINC	F81001-15	4
5	WASHER, 10.5 FLAT ZINC	F81055-1	4
6	NUT, M10-8-B HEX NYLON ZINC LOCK	F81033-1	2
7	BOLT, M10X30-5.8 HEX HEAD FULL THREAD	F81003-2	2

**8.4 Front Hydraulic Hose Duct**

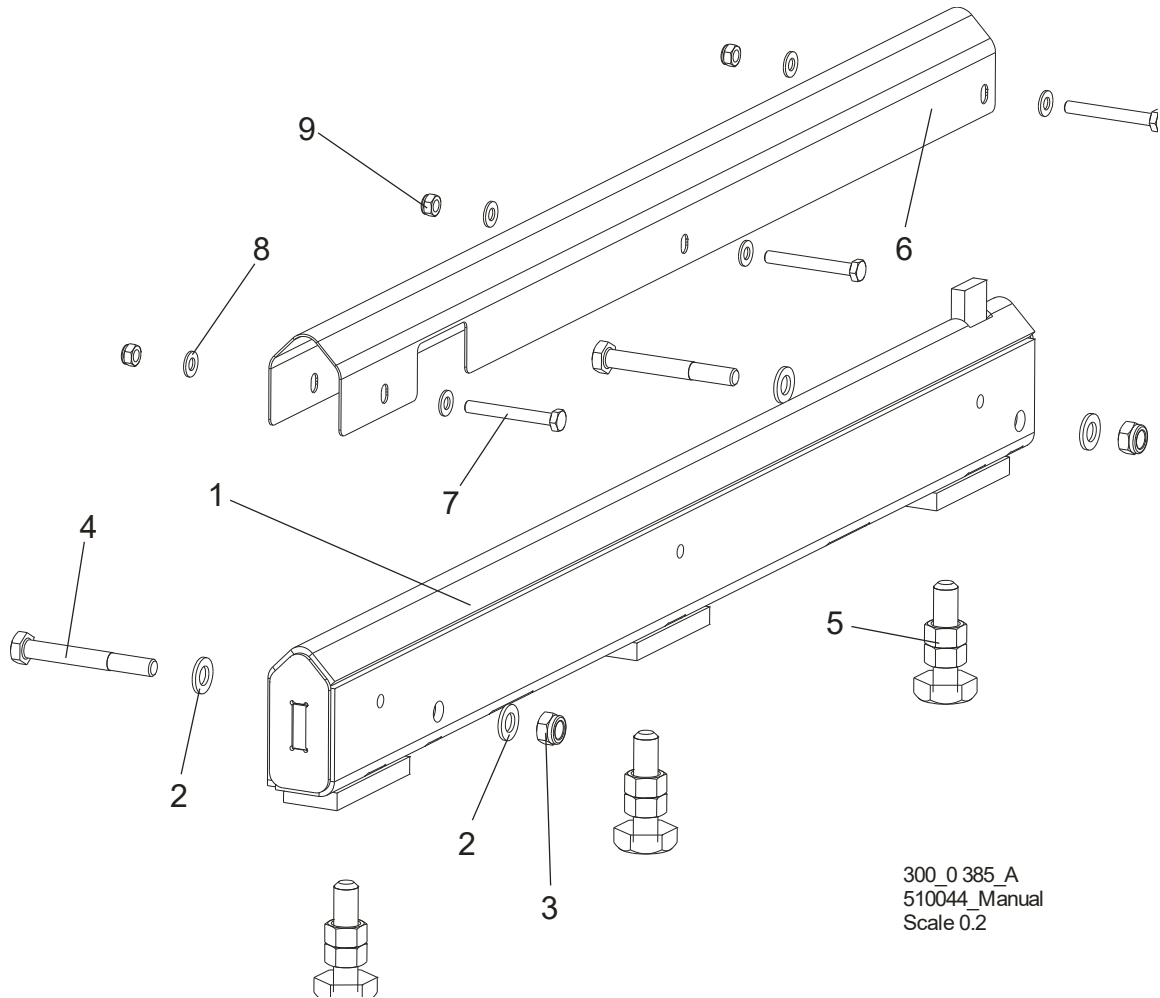


REF	DESCRIPTION (◆ indicates parts available in assemblies only)	PART #	QTY
	<b>DUCT, FRONT HYDRAULIC HOSE - COMPLETE</b>	<b>519000</b>	<b>1</b>
1	DUCT WELDMENT, FRONT HYDRAULIC HOSE	519003-1	1
2	COVER, FRONT HYDRAULIC HOSE DUCT	519001-1	1
3	GROMMET, RUBBER	089532	4
4	WASHER, 6.5 SPECIAL FLAT ZINC	F81053-11	8
5	BOLT, M6 X 16 8.8 HEX HEAD FULL THREAD ZINC	F81001-15	8
6	WASHER, 10.5 FLAT ZINC	F81055-1	8
7	NUT, M10-8-B HEX NYLON ZINC LOCK	F81033-1	4
8	BOLT, M10X30-5.8 HEX HEAD FULL THREAD	F81003-2	4

# 8 BED FRAME ASSEMBLY

## Bed Rails

### 8.5 Bed Rails

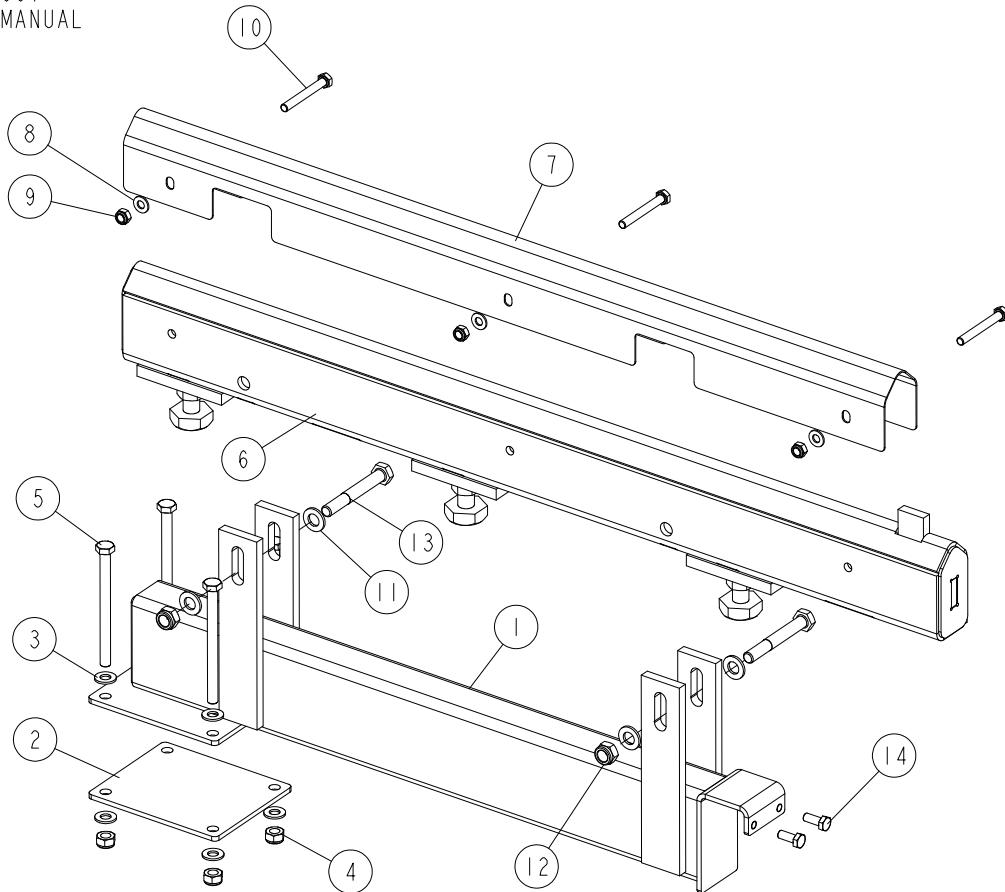


300\_0 385\_A  
510044\_Manual  
Scale 0.2

REF.	DESCRIPTION (◆ indicates parts available in assemblies only)	PART #	QTY
1	RAIL, WM4000 BED - ADJUSTABLE (SPECIAL)	509320	1
2	WASHER, 13 FLAT ZINC	F81056-1	4
3	NUT, M12-8 HEX NYLON ZINC LOCK	F81034-2	2
4	BOLT, M12x95-8.8 HEX HEAD ZINC-PLATED	F81004-29	2
5	M16 BOLT & 2 NUTS	093710	3
6	COVER, WM3500 BED RAIL	509850	1/7
7	BOLT, M8 X 65 8.8 HEX HEAD FULL THREAD ZINC	F81002-9	3/21
8	WASHER, 8.4 FLAT ZINC	F81054-1	6/42
9	NUT, M8-8-B HEX NYLON ZINC LOCK	F81032-2	3/21

**8.6 Angled Bed Rail - Additional (Long)**

545592\_001  
 545592\_MANUAL



REF.	DESCRIPTION (◆ indicates parts available in assemblies only)	PART #	QTY
-	<b>ADDITIONAL ANGLED BED RAIL (LONG) - COMPLETE</b>	545592	1
1	SUPPORT, ADDITIONAL BED RAIL	545591-1	1
2	PLATE, MOUNT	087055-1	1
3	WASHER, 10.5 FLAT ZINC	F81055-1	8
4	NUT, M10-8-B HEX NYLON ZINC LOCK	F81033-1	4
5	BOLT, M10X125-8.8 HEX HEAD ZINC	F81003-18	4
6	TUBE, ADDITIONAL BED RAIL	545589-1	1
7	COVER, ADDITIONAL BED RAIL	545594	1
8	WASHER, 8.4 FLAT ZINC	F81054-1	3
9	NUT, M8-8-B HEX NYLON ZINC LOCK	F81032-2	3
10	BOLT, M8 X 65 8.8 HEX HEAD FULL THREAD ZINC	F81002-9	3
11	WASHER, 13 FLAT ZINC	F81056-1	4
12	NUT, M12-8 HEX NYLON ZINC LOCK	F81034-2	2
13	BOLT, M12X90-8.8 HEX HEAD ZINC	F81004-2	2



## BED FRAME ASSEMBLY

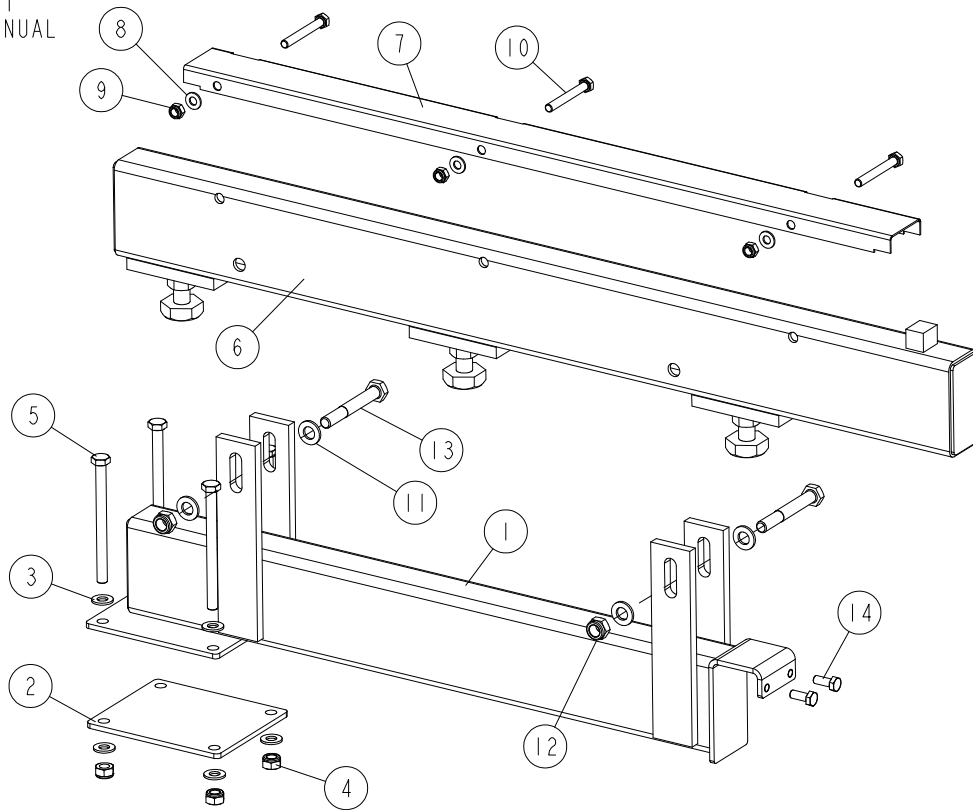
*Angled Bed Rail - Additional (Long)*

---

REF.	DESCRIPTION (◆ indicates parts available in assemblies only)	PART #	QTY	
14	BOLT, M8X20-8.8-B HEX HEAD FULL THREAD ZINC	F81002-4	2	

**8.7 Additional Flat Bed Rail (Long)**

545597\_001  
 545597\_MANUAL



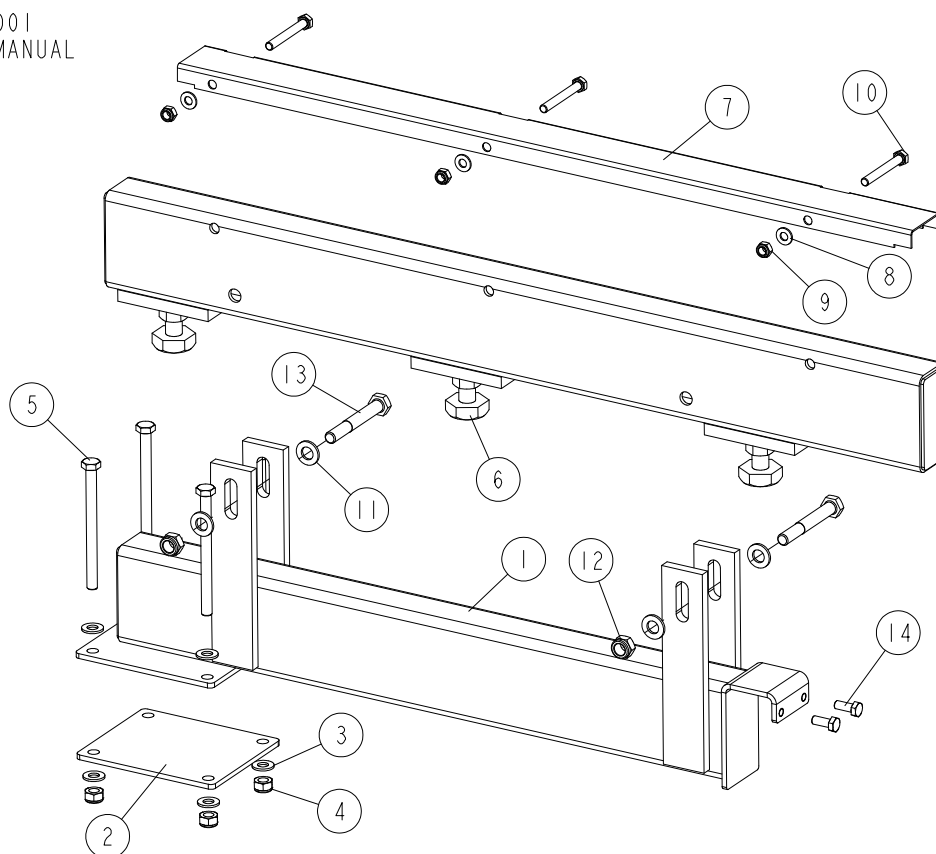
REF.	DESCRIPTION (◆ indicates parts available in assemblies only)	PART #	QTY
-	<b>ADDITIONAL FLAT BED RAIL (LONG) - COMPLETE</b>	545597	1
1	SUPPORT, ADDITIONAL BED RAIL	545591-1	1
2	PLATE, MOUNT	087055-1	1
3	WASHER, 10.5 FLAT ZINC	F81055-1	8
4	NUT, M10-8-B HEX NYLON ZINC LOCK	F81033-1	4
5	BOLT, M10X125-8.8 HEX HEAD ZINC	F81003-18	4
6	TUBE, ADDITIONAL BED RAIL	545595-1	1
7	COVER, BED RAIL	099124	1
8	WASHER, 8.4 FLAT ZINC	F81054-1	3
9	NUT, M8-8-B HEX NYLON ZINC LOCK	F81032-2	3
10	BOLT, M8 X 65 8.8 HEX HEAD FULL THREAD ZINC	F81002-9	3
11	WASHER, 13 FLAT ZINC	F81056-1	4
12	NUT, M12-8 HEX NYLON ZINC LOCK	F81034-2	2
13	BOLT, M12X90-8.8 HEX HEAD ZINC	F81004-2	2
14	BOLT, M8X20-8.8-B HEX HEAD FULL THREAD ZINC	F81002-4	2

# 8 BED FRAME ASSEMBLY

## Additional Flat Bed Rail (Short)

### 8.8 Additional Flat Bed Rail (Short)

545645\_001  
545645\_MANUAL

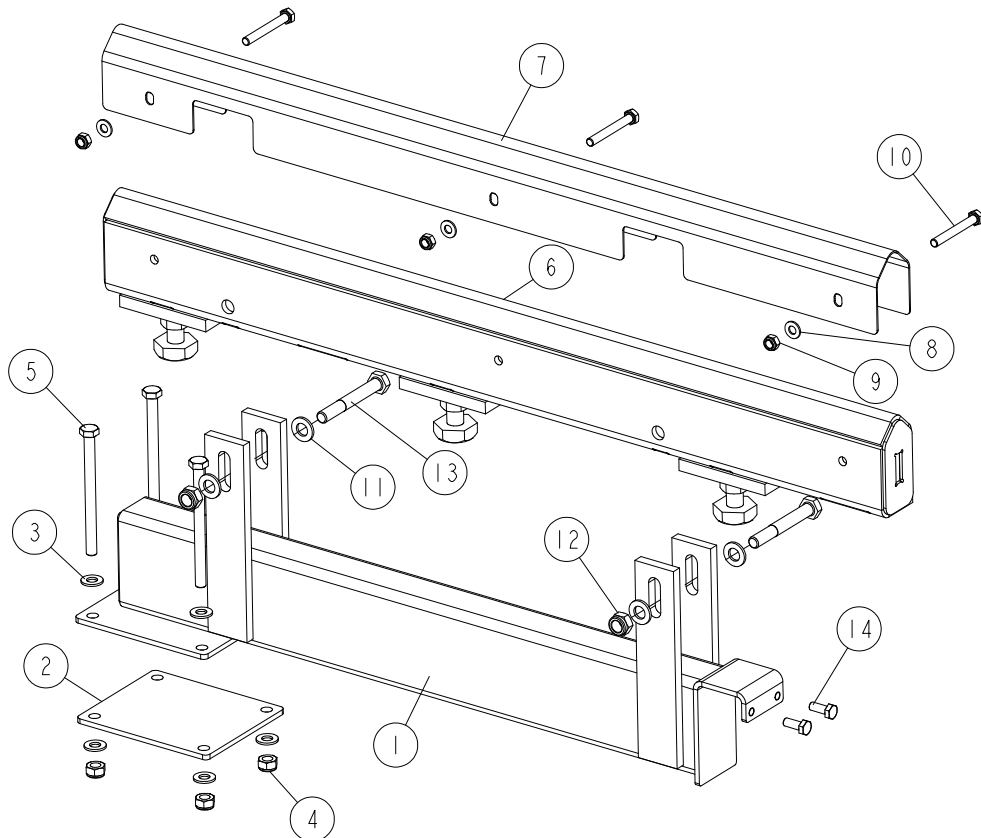


REF	DESCRIPTION (◆ indicates parts available in assemblies only)	PART #	QTY
-	<b>ADDITIONAL FLAT BED RAIL (SHORT) - COMPLETE</b>	545645	1
1	SUPPORT, ADDITIONAL BED RAIL	545591-1	1
2	PLATE, MOUNT	087055-1	1
3	WASHER, 10.5 FLAT ZINC	F81055-1	8
4	NUT, M10-8-B HEX NYLON ZINC LOCK	F81033-1	4
5	BOLT, M10X125-8.8 HEX HEAD ZINC	F81003-18	4
6	TUBE, ADDITIONAL BED RAIL	545643-1	1
7	COVER, BED RAIL	099124	1
8	WASHER, 8.4 FLAT ZINC	F81054-1	3
9	NUT, M8-8-B HEX NYLON ZINC LOCK	F81032-2	3
10	BOLT, M8 X 65 8.8 HEX HEAD FULL THREAD ZINC	F81002-9	3
11	WASHER, 13 FLAT ZINC	F81056-1	4
12	NUT, M12-8 HEX NYLON ZINC LOCK	F81034-2	2
13	BOLT, M12X90-8.8 HEX HEAD ZINC	F81004-2	2
14	BOLT, M8X20-8.8-B HEX HEAD FULL THREAD ZINC	F81002-4	2



**8.9 Additional Angled Bed Rail (Short)**

545632\_001  
 545632\_MANUAL



REF.	DESCRIPTION (◆ indicates parts available in assemblies only)	PART #	QTY
-	<b>ADDITIONAL ANGLED BED RAIL (SHORT) - COMPLETE</b>	545632	1
1	SUPPORT, ADDITIONAL BED RAIL	545591-1	1
2	PLATE, MOUNT	087055-1	1
3	WASHER, 10.5 FLAT ZINC	F81055-1	8
4	NUT, M10-8-B HEX NYLON ZINC LOCK	F81033-1	4
5	BOLT, M10X125-8.8 HEX HEAD ZINC	F81003-18	4
6	TUBE, ADDITIONAL BED RAIL	545630-1	1
7	COVER, ADDITIONAL BED RAIL	545594	1
8	WASHER, 8.4 FLAT ZINC	F81054-1	3
9	NUT, M8-8-B HEX NYLON ZINC LOCK	F81032-2	3
10	BOLT, M8 X 65 8.8 HEX HEAD FULL THREAD ZINC	F81002-9	3
11	WASHER, 13 FLAT ZINC	F81056-1	4
12	NUT, M12-8 HEX NYLON ZINC LOCK	F81034-2	2
13	BOLT, M12X90-8.8 HEX HEAD ZINC	F81004-2	2



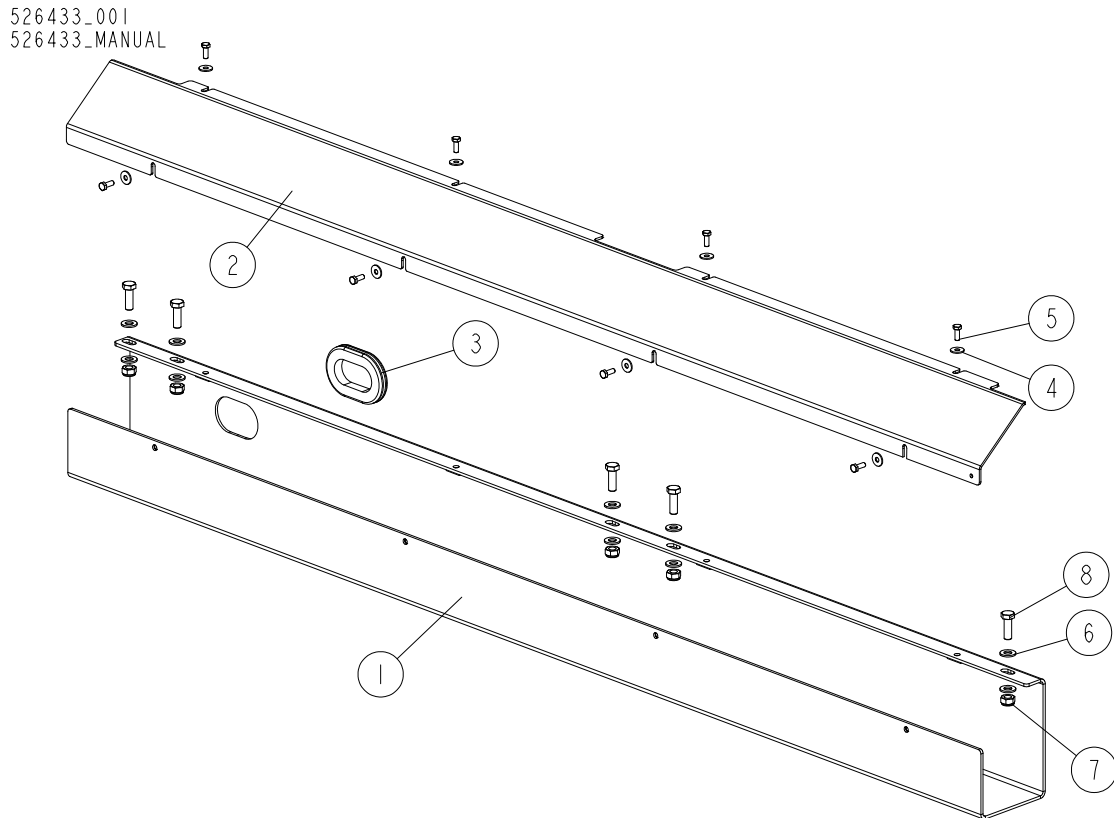
## BED FRAME ASSEMBLY

*Additional Angled Bed Rail (Short)*

---

REF.	DESCRIPTION (◆ indicates parts available in assemblies only)	PART #	QTY	
14	BOLT, M8X20-8.8-B HEX HEAD FULL THREAD ZINC	F81002-4	2	

### 8.10 Rear Hydraulic Hose Guide

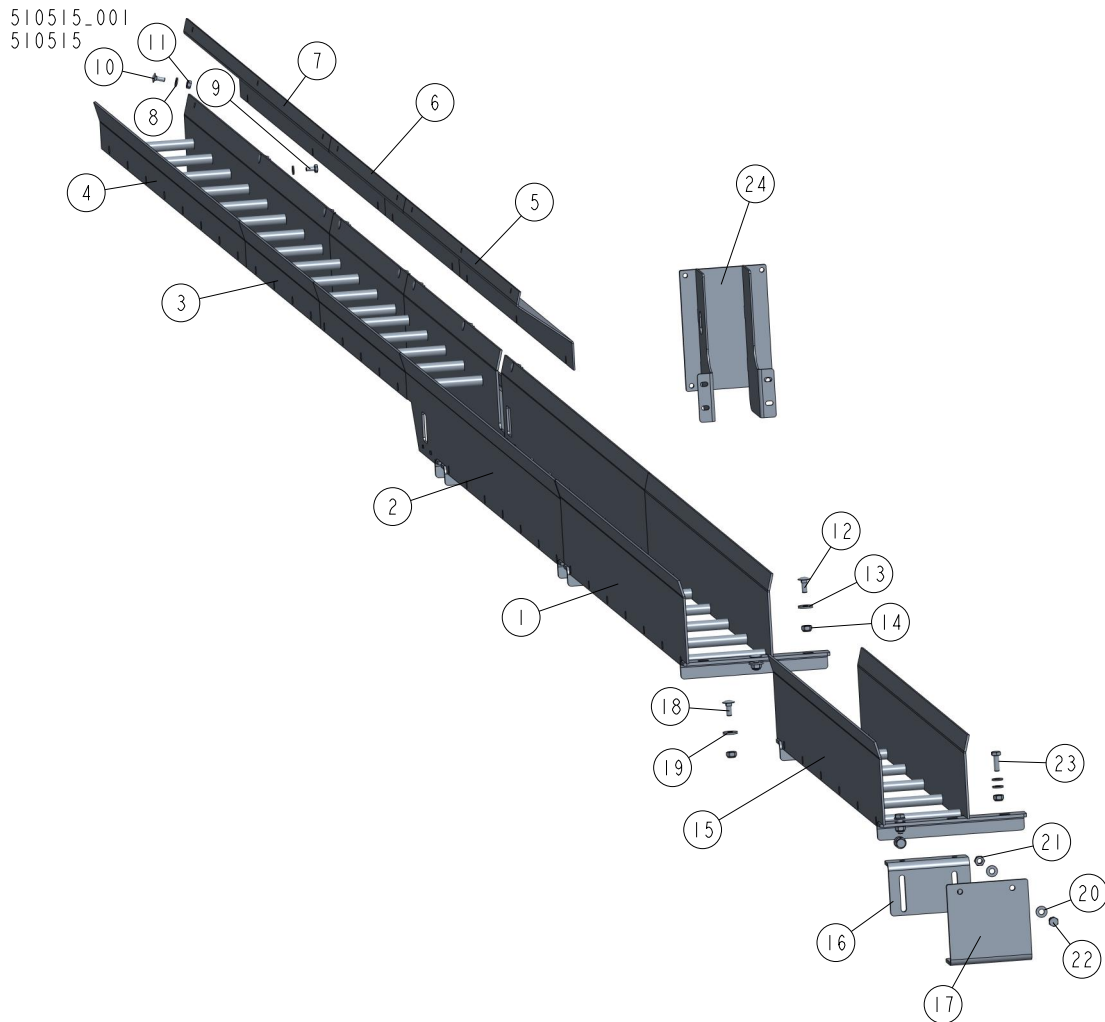


REF.	DESCRIPTION (◆ indicates parts available in assemblies only)	PART #	QTY
-	<b>GUIDE, HYDRAULIC HOSE REAR - COMPLETE</b>	526433	1
1	GUIDE WELDMENT, HYDRAULIC HOSE REAR	526435-1	1
2	COVER, REAR HYDRAULIC HOSE GUIDE	526434-1	1
3	GROMMET, RUBBER	089532	1
4	WASHER, 6.5 SPECIAL FLAT ZINC	F81053-11	8
5	BOLT, M6X16-8.8 HEX HEAD FULL THREAD ZINC	F81001-15	8
6	WASHER, 10.5 FLAT ZINC	F81055-1	10
7	NUT, M10-8-B HEX NYLON ZINC LOCK	F81033-1	5
8	BOLT, M10X30-8.8 HEX HEAD FULL THREAD ZINC	F81003-2	5

# 8 BED FRAME ASSEMBLY

Wireway Kit (Option w/o Pantograph)

## 8.11 Wireway Kit (Option w/o Pantograph)



REF	DESCRIPTION (◆ indicates parts available in assemblies only)	PART #	QTY
	<b>WIREWAY KIT WM3500-HD WITH CE HOSE DUCT - COMPLETE</b>	<b>513926</b>	<b>1</b>
	<b>WIREWAY KIT, WM4000 - COMPLETE</b>	<b>510515</b>	<b>1</b>
	<b>WIREWAY KIT, WM4000</b>	<b>510520</b>	<b>1</b>
1	WIREWAY WELDMENT, WM4000	510518-1	1
2	WIREWAY WELDMENT, WM4000 (1)	510521-1	1
3	WIREWAY WELDMENT, WM4000 (2)	510542-1	1
4	WIREWAY WELDMENT, WM4000	510546-1	1
5	COVER, WIREWAY (1)	510545-1	1
6	COVER, WIREWAY (2)	510549-1	1
7	COVER, WIREWAY (3)	510550-1	1
8	WASHER, 8.4 FLAT,ZINC	F81054-1	16

## BED FRAME ASSEMBLY

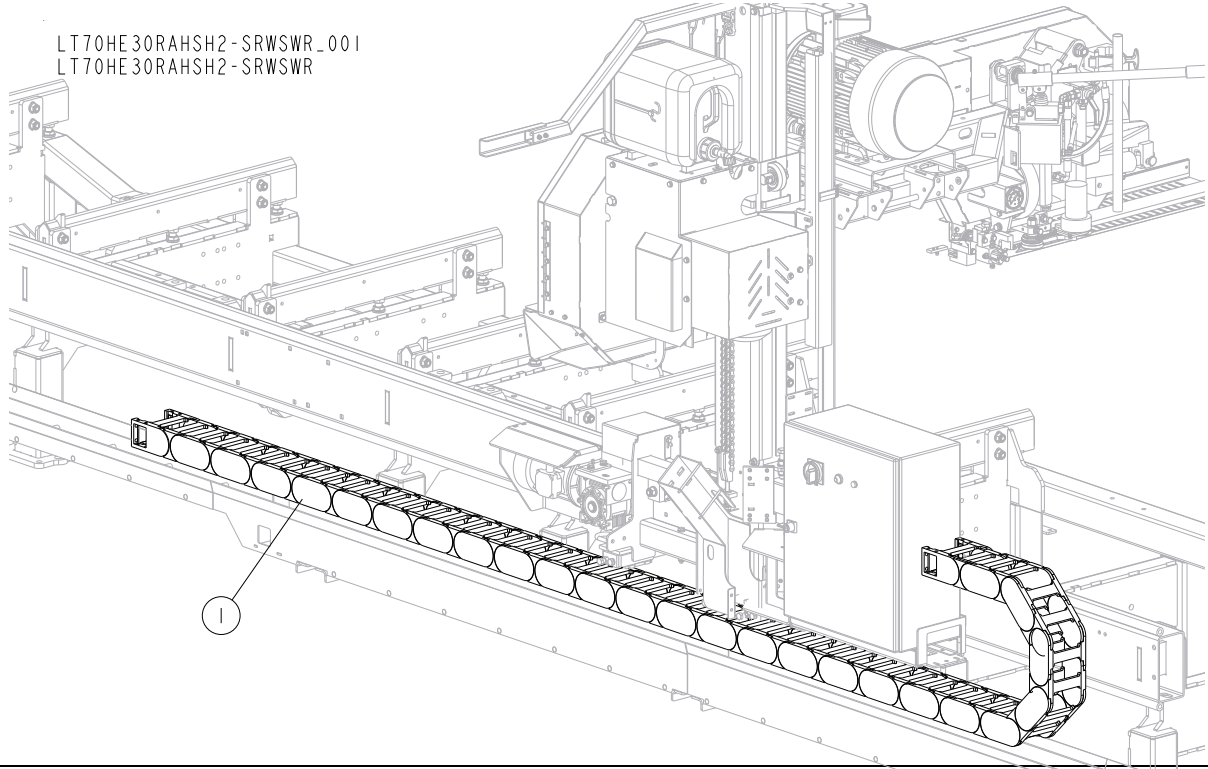
*Wireway Kit (Option w/o Pantograph)*

8

9	BOLT M8X16 -8.8-B-FE/ZN5 PN-85/M-82105	F81002-20	8	
10	BOLT M8x20 CARRIAGE ZC 8.8 DIN 603	F81002-11	8	
11	NUT, M8-8-B HEX ZINC	F81032-1	8	
12	BOLT, M10X25-8.8 CARRIAGE ZINC	F81003-59	16	
13	WASHER, 10.5 SPECIAL FLAT ZINC	F81055-6	15	
14	NUT, M10-8-B HEX NYLON ZINC LOCK	F81033-1	15	
	<b>COMPLETE REAR WIREWAY</b>	<b>511276</b>	<b>1</b>	
15	WIREWAY, WM4000 REAR	511274-1	1	
16	BRACKET, LT70/300 WIREWAY SUPPORT ADJUSTMENT	099793-1	1	
17	SUPPORT, REAR WIREWAY	510517-1	1	
18	BOLT, M10X25-8.8 CARRIAGE ZINC	F81003-59	2	
19	WASHER, 10.5 SPECIAL FLAT ZINC	F81055-6	2	
20	WASHER, 10.5 FLAT ZINC	F81055-1	8	
21	NUT, M10-8-B HEX NYLON ZINC LOCK	F81033-1	6	
22	BOLT, M10X25-8.8-FE/ZN5	F81003-11	2	
23	BOLT, M10X30 5.8 HEX HEAD FULL THREAD ZI	F81003-2	2	
24	BRACKET, CABLE	592385-1	1	

**8** **BED FRAME ASSEMBLY**  
*Cable Carrier*

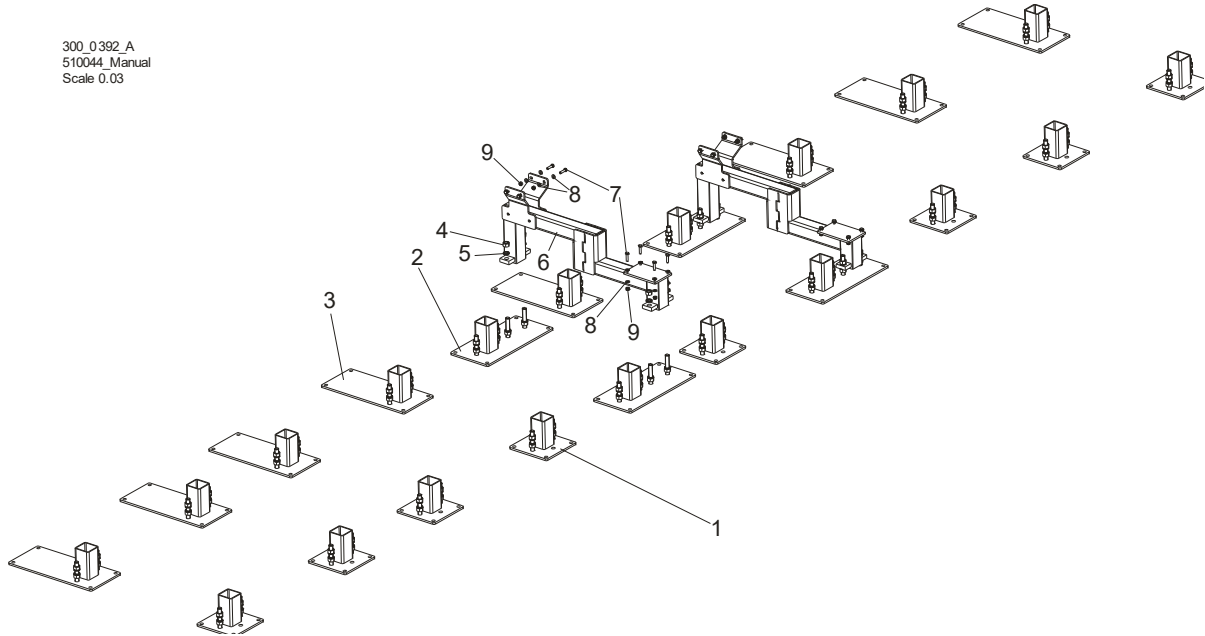
**8.12 Cable Carrier**



REF	DESCRIPTION (u indicates parts available in assemblies only)	PART #	QTY
1	CARRIER, CABLE . 400.100.200.0 IGUS	533916	1

### 8.13 Stationary Leg Foot Kit

300\_0392\_A  
 510044\_Manual  
 Scale 0.03



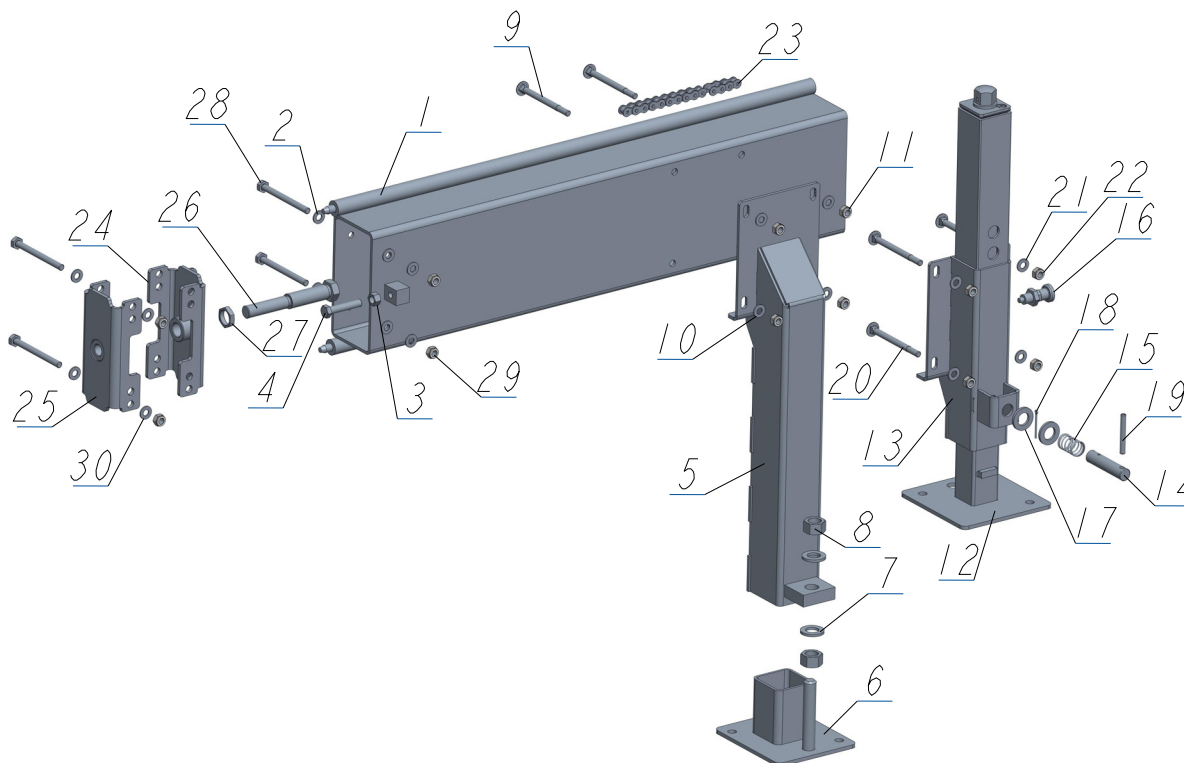
REF.	DESCRIPTION (◆ indicates parts available in assemblies only)	PART #	QTY
	FRAME LEG FOOT KIT, WM4000	<b>511740</b>	1
1	FOOT WELDMENT, WB2000 LEG ADJUSTABLE	510897-1	8
2	FOOT, WM4000 FRAME LEG (CHAIN TURNER)	510016-1	4
3	FOOT WELDMENT, WM4000 ADJUSTABLE	510910-1	8
4	NUT, M20-8 HEX ZINC	F81037-1	96
5	WASHER, 20.5 SPLIT LOCK ZINC	F81059-1	96
6	TUBE WELDMENT, CHAIN TURNER SUPPORT CONNECTION	<b>510025-1</b>	2
7	BOLT, M10 X 40-8.8 HEX HEAD FULL THREAD ZINC	<b>F81003-16</b>	16
8	WASHER, 10.5 FLAT ZINC	<b>F81055-1</b>	32
9	NUT, M10-8-B HEX NYLON ZINC LOCK	<b>F81033-1</b>	16

# 8 BED FRAME ASSEMBLY

## Track Rail Extension, LT70 (0.9m)

### 8.14 Track Rail Extension, LT70 (0.9m)

540139\_70\_001\_B  
540139\_70\_MANUAL



REF	DESCRIPTION (u indicates parts available in assemblies only)	PART #	QTY
-	<b>EXTENSION, LT70 (0.9M) TRACK RAIL - COMP</b>	540139-70	1
1	TUBE WELDMENT, 0.9M W/RODS	540138-1	1
2	WASHER, 10.5 ZINC FLAT	F81055-1	4
3	NUT M12 ZC 8 DIN 934	F81034-1	1
4	BOLT M12X60-8 HEX HEAD FULL THREAD ZINC	F81004-51	1
-	<b>LEG, RIGHT ADJUSTABLE STATIONARY</b>	501640	1
5	LEG, MAIN TUBE (HIGH)	507620-1	1
6	FOOT	586948-1	1
7	WASHER, 21 FLAT ZINC	F81059-2	2
8	NUT, M20-8- HEX ZINC	F81037-1	2
9	BOLT, M10X120 8.8 CARRIAGE ZINC	F81003-33	4
10	WASHER, 10.5 ZINC FLAT	F81055-1	4
11	NUT, M10-8-B HEX NYLON ZINC LOCK	F81033-1	4
-	<b>LEG, COMPLETE FINE ADJUST OUTRIGGER</b>	094584	1
12	FINE ADJUST OUTRIGGER LEG	093589	1
13	GUIDE, FINE ADJUST OUTRIGGER LEG	506114-1	1
14	PIN, OUTRIGGER PULL	087012-1	1



**BED FRAME ASSEMBLY**  
*Track Rail Extension, LT70 (0.9m)*

**8**

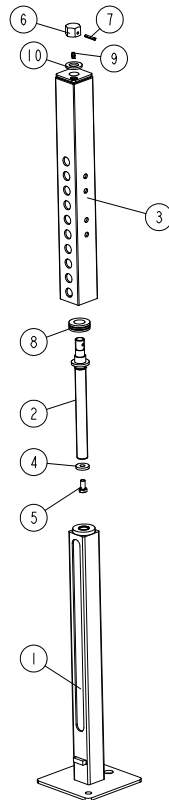
REF	DESCRIPTION (u indicates parts available in assemblies only)	PART #	QTY	
15	SPRING, ZINC	087040	1	
16	PIN, DETENT	090197	1	
17	WASHER, 21 FLAT ZINC	F81059-2	2	
18	PIN, S-ZN 4X25 COTTER	F81043-2	1	
19	PIN 8X65 ROLL	F81046-1	1	
20	BOLT, M10X120 8.8 CARRIAGE ZINC	F81003-33	4	
21	WASHER, 10.5 ZINC FLAT	F81055-1	4	
22	NUT, M10-8-B HEX NYLON ZINC LOCK	F81033-1	4	
23	CHAIN, 0.9M LT70	540147	1	
-	BRACE KIT BX	501340	1	
24	CONNECTOR, BX (M24) - WLDMT/PTD	500989-1	1	
25	CONNECTOR, BX (M20) - WLDMT/PTD.	501339-1	1	
26	BOLT, ZINC SPECIAL	087188-1	1	
27	NUT, M24X2 ZINC SPECIAL	087626-1	1	
28	BOLT, M10 X 115-8.8 HEX HEAD ZINC	F81003-19	4	
29	NUT, M10-8-B HEX NYLON ZINC LOCK	F81033-1	4	
30	WASHER, 10.5 ZINC FLAT	F81055-1	8	

# 8 BED FRAME ASSEMBLY

## Fine Adjust Outrigger Leg

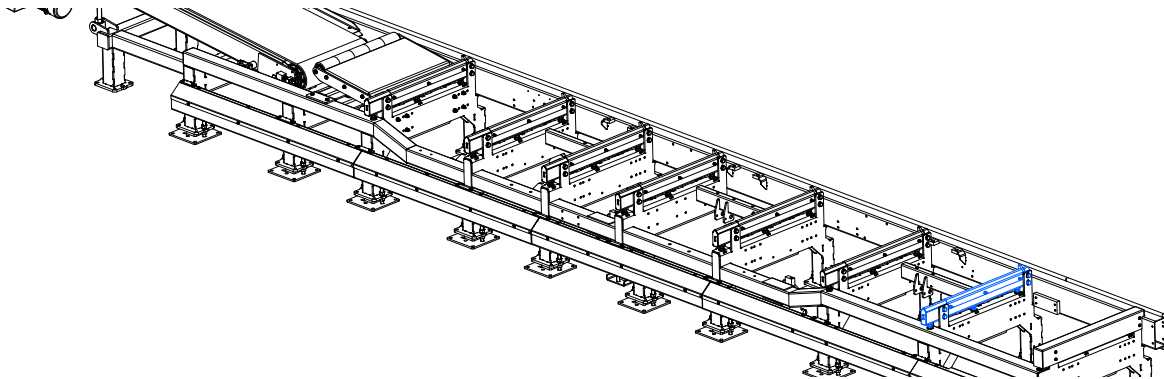
### 8.15 Fine Adjust Outrigger Leg

093589\_001\_A  
093589\_MANUAL

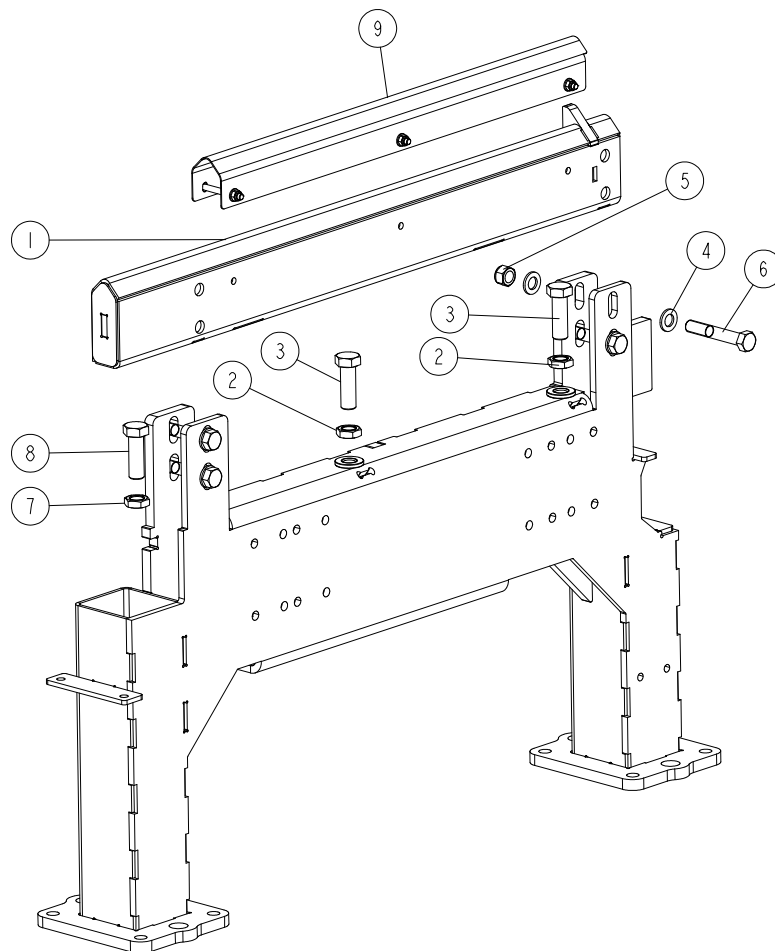


REF.	DESCRIPTION (* Indicates Parts Available In Assemblies Only)	PART #	QTY
-	<b>FINE ADJUST OUTRIGGER LEG</b>	093589	1
1	MIDDLE PART, FINE ADJUST OUTRIGGER LEG	093596-1	1
2	BOLT, OUTRIGGER LEG	093590-1	1
3	UPPER PART, FINE ADJUST OUTRIGGER LEG	093593-1	1
4	WASHER 10.5/30-5	505156-1	1
5	BOLT, M10x20-5 8 HEX HEAD FULL THREAD ZINC	F81003-1	1
6	FITTING, M20 X 2,5	094408	1
7	PIN 5X30 ROLL	F81044-21	1
8	BEARING, 51205 THRUST	516599	1
9	FITTING, M6 TYPE A STRAIGHT GREASE	086280	1
10	WASHER, M21 FLAT ZINC	F81059-2	1

**8.16 Bed Rail w/Cover**



532225\_002-1  
532225\_MANUAL



REF.	DESCRIPTION (◆ indicates parts available in assemblies only)	PART #	QTY
1	RAIL, WM4000 BED	525555	1



## BED FRAME ASSEMBLY

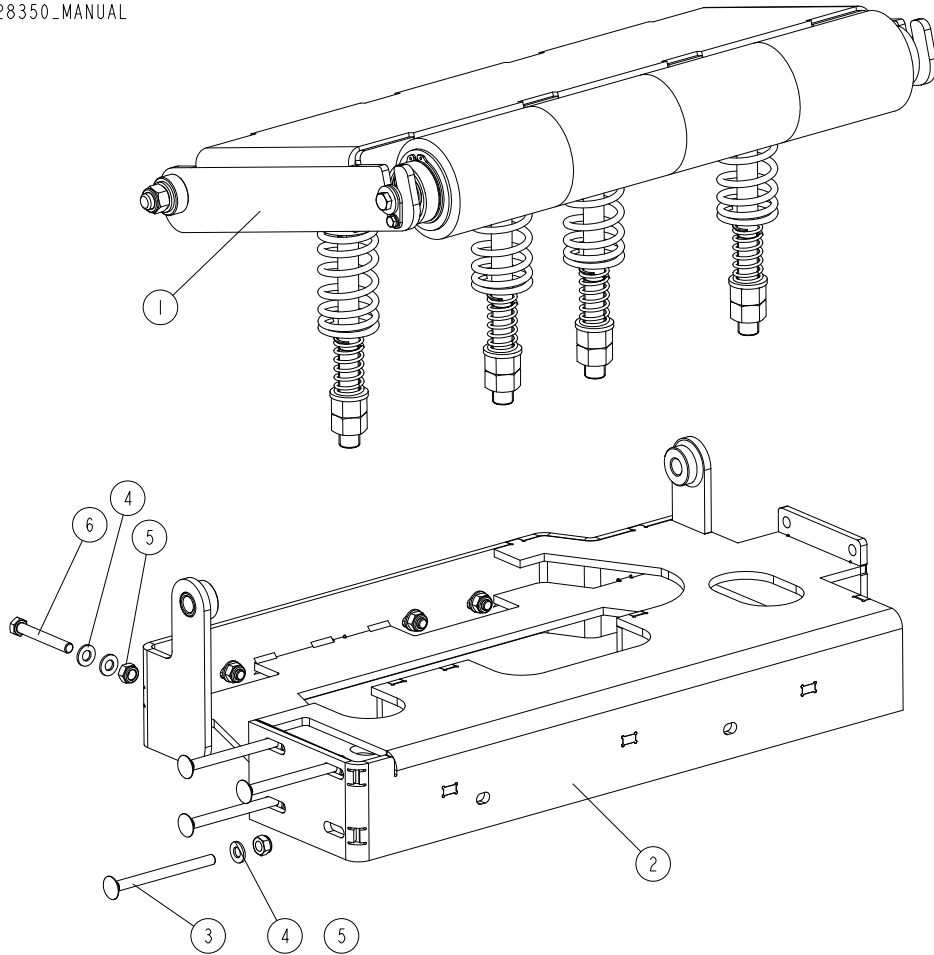
### *Bed Rail w/Cover*

---

REF.	DESCRIPTION (◆ indicates parts available in assemblies only)	PART #	QTY	
2	NUT, M20 ISO 4035 THIN ZINC	F81037-9	2	
3	BOLT, M20X60 8.8 HEX HEAD FULL THREAD ZINC	F81007-5	2	
4	WASHER, 17 FLAT ZINC	F81058-1	8	
5	NUT, M16-8 HEX NYLON ZINC LOCK	F81036-2	4	
6	BOLT, M16X100-8.8 HEX HEAD ZINC	F81006-60	4	
7	NUT, M20 ISO 4035 THIN ZINC	F81037-9	1	
8	BOLT, M20X60 8.8 HEX HEAD FULL THREAD ZINC	F81007-5	1	
9	COVER, WM4000 BED RAIL - COMPLETE <a href="#">See Section 8.29</a>	525563	1	

**8.17 Board Removal Bumper for "M" Frame**

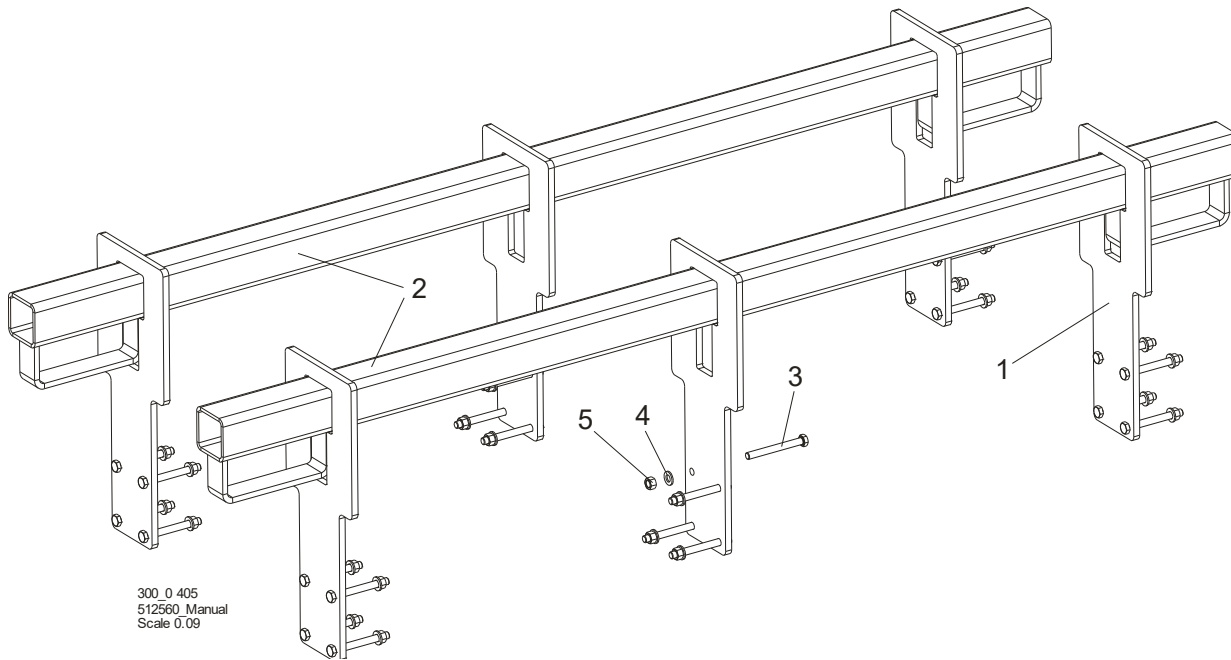
528350\_001  
 528350\_MANUAL



REF.	DESCRIPTION (◆ indicates parts available in assemblies only)	PART #	QTY
	<b>BOARD REMOVAL BUMPER ASSEMBLY, FRAME M</b>	528350	1
1	ROLLER, BOARD REMOVAL BUMPER (M/S FRAMES)	527049	1
2	FRAME, BOARD REMOVAL BUMPER ASSEMBLY	529773-1	1
3	BOLT, M10X125 CARRIAGE	F81003-34	4
4	WASHER, 10.5 FLAT ZINC	F81055-1	12
5	NUT, M10-8-B HEX NYLON ZINC LOCK	F81033-1	8
6	BOLT, M10X75-8.8 HEX HEAD ZINC	F81003-15	4

**8** **BED FRAME ASSEMBLY**  
*WM4000 Transport Bracket*

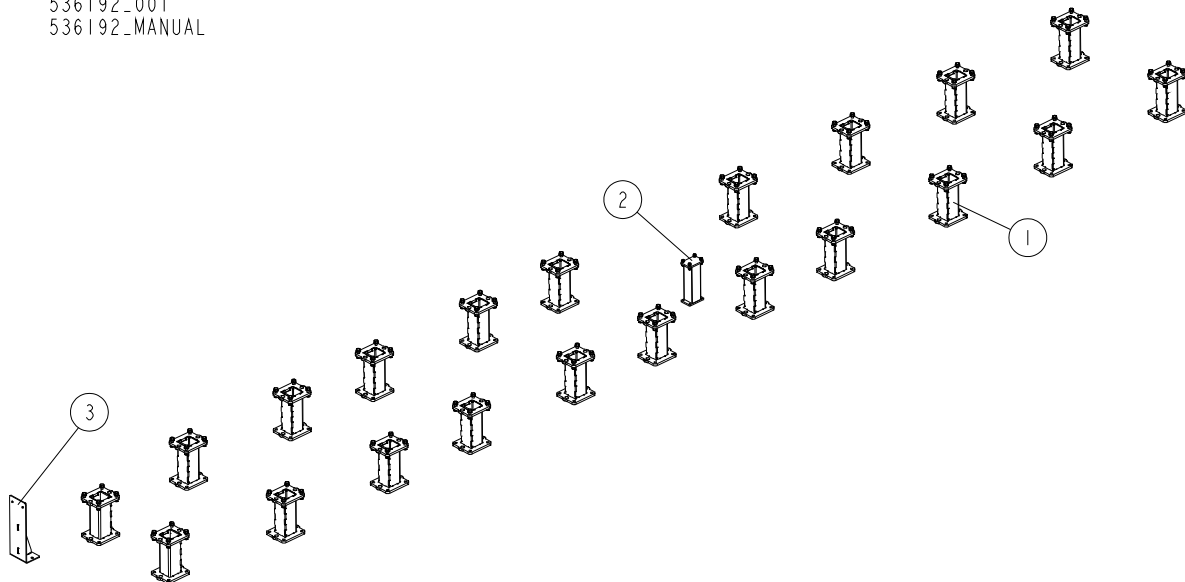
**8.18 WM4000 Transport Bracket**



REF.	DESCRIPTION (◆ indicates parts available in assemblies only)	PART #	QTY
	<b>BRACKET, WM4000 TRANSPORT - COMPLETE</b>	<b>510880</b>	<b>1</b>
1	PLATE, WM4000 TRANSPORT BRACKET	510877-1	6
2	TUBE WELDMENT, TRANSPORT BRACKET	510879-1	6
3	BOLT, M12x110-8.8-B HEX HEAD ZINC	F81004-47	24
4	WASHER, 13 FLAT ZINC	F81056-1	24
5	NUT, M12-8-B ZINC HEX	F81034-1	24

### 8.19 "H" Frame Support Set

536192\_001  
 536192\_MANUAL



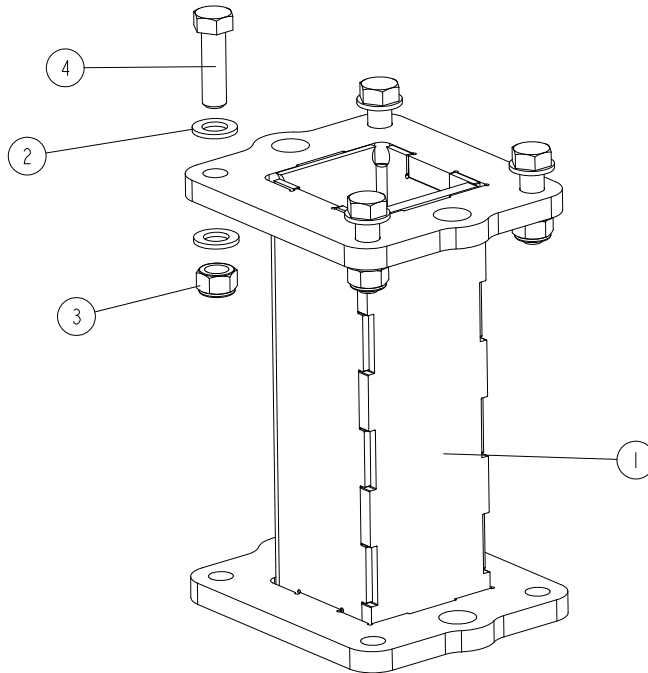
REF	DESCRIPTION (◆ indicates parts available in assemblies only)	PART #	QTY
-	<b>SUPPORT SET, H BED FRAME</b>	536192	1
1	SUPPORT, WM4000 BED FRAME - COMPLETE <a href="#">See Section 8.20</a>	534431	21
2	SUPPORT, H FRAME LOG TURNER REINFORCING BRACKET <a href="#">See Section 8.21</a>	536195	1
3	SUPPORT, CABLE CARRIER GUIDE	552880-1	1

# 8 BED FRAME ASSEMBLY

WM4000 Bed Frame Support

## 8.20 WM4000 Bed Frame Support

534431\_001  
534431\_MANUAL

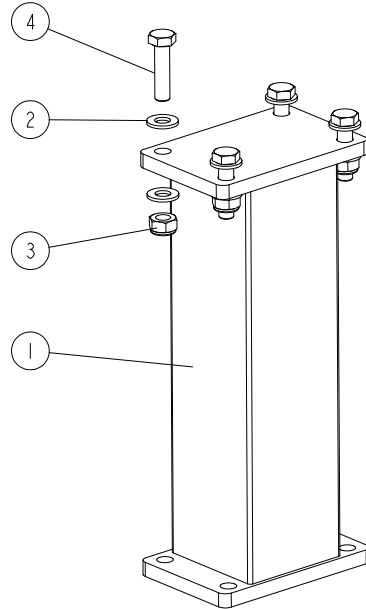


REF.	DESCRIPTION (◆ indicates parts available in assemblies only)	PART #	QTY
-	<b>SUPPORT, WM4000 BED FRAME - COMPLETE</b>	534431	1
1	SUPPORT, WM4000 BED FRAME	534428-1	1
2	WASHER, 17 FLAT ZINC	F81058-1	8
3	NUT, M16-8 HEX NYLON ZINC LOCK	F81036-2	4
4	BOLT, M16X55-8.8 HEX HEAD FULL THREAD ZINC	F81006-61	4



**8.21 Turner Reinforcing Bracket Support, "H" Frame**

536195\_001  
536195\_MANUAL



REF	DESCRIPTION (◆ indicates parts available in assemblies only)	PART #	QTY	
-	<b>SUPPORT, H FRAME LOG TURNER REINFORCING BRACKET</b>	536195	1	
1	SUPPORT WELDMENT, H FRAME LOG TURNER REINFORCING BRACKET	536194-1	1	
2	WASHER, 10.5 FLAT ZINC	F81055-1	8	
3	NUT, M10-8-B HEX NYLON ZINC LOCK	F81033-1	4	
4	BOLT, M10 X 40-8.8 HEX HEAD FULL THREAD ZINC	F81003-16	4	

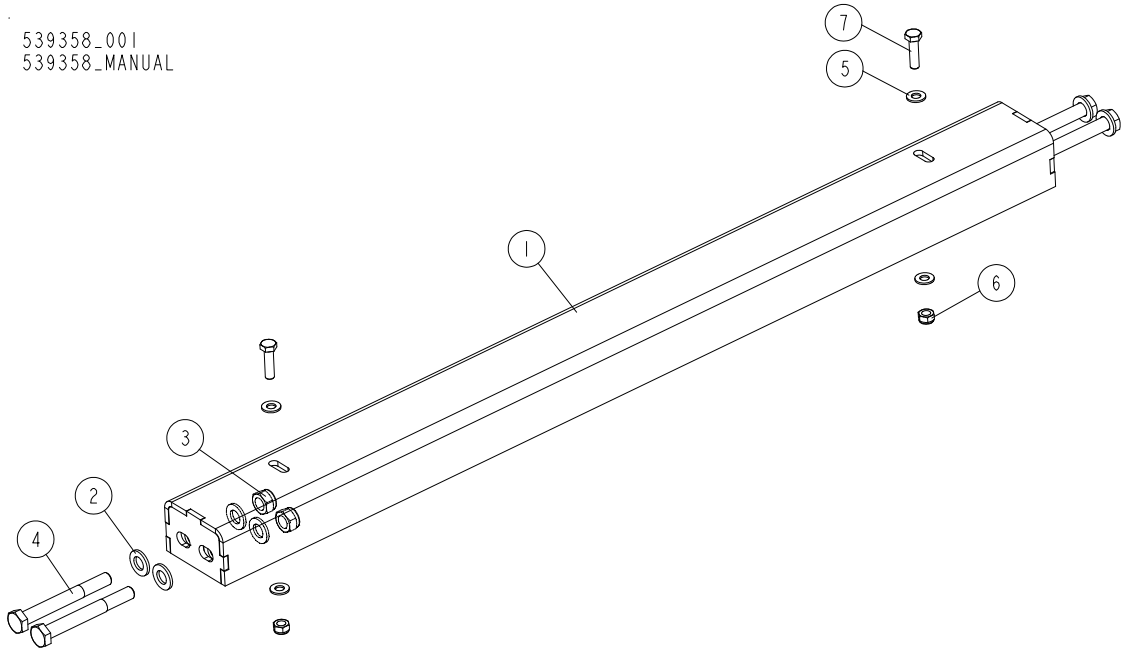


# BED FRAME ASSEMBLY

Control Box Transport Bracket for H-SR Frames

## 8.22 Control Box Transport Bracket for H-SR Frames

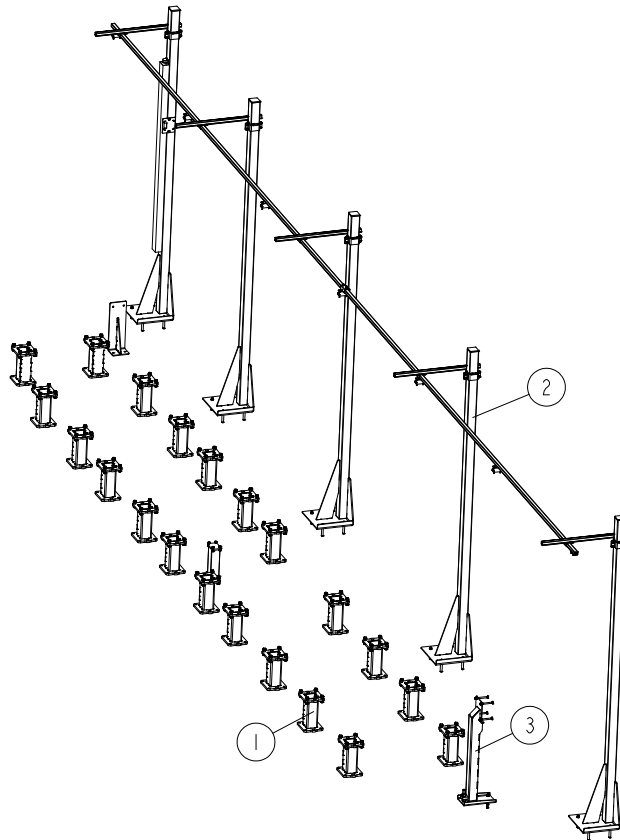
539358\_001  
539358\_MANUAL



REF.	DESCRIPTION (◆ indicates parts available in assemblies only)	PART #	QTY
	<b>BRACKET, CONTROL BOX TRANSPORT - COMPLETE (FOR H-SR FRAMES)</b>	<b>539358</b>	<b>1</b>
1	BRACKET WELDMENT, CONTROL BOX TRANSPORT	539357-1	1
2	WASHER, 13 FLAT ZINC	F81056-1	8
3	NUT, M12-8 HEX NYLON ZINC LOCK	F81034-2	4
4	BOLT, M12 X 100-8.8 HEX HEAD ZINC	F81004-3	4
5	WASHER, 8.4 FLAT ZINC	F81054-1	4
6	NUT, M8-8-B HEX NYLON ZINC LOCK	F81032-2	2
7	BOLT, M8X30-8.8-B HEX HEAD FULL THREAD ZINC	F81002-7	2

### 8.23 Support Set for Elevating LT70HRC Frame

550124\_001  
 550124\_MANUAL



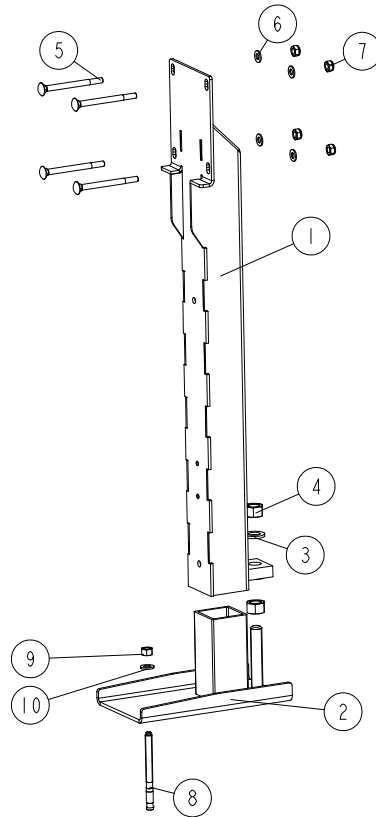
REF	DESCRIPTION (u indicates parts available in assemblies only)	PART #	QTY
-	<b>SUPPORT SET FOR ELEVATING LT70HRC FRAME</b>	550124	1
1	SUPPORT SET, H BED FRAME <a href="#">See Section 8.19</a>	536192	1
2	CURTAIN, 5-POLE FOR ELEVATED FRAMES <a href="#">See Section 8.25</a>	550116	1
3	LEG, ADJUSTABLE STATIONARY FOR ELEVATING LTH <a href="#">See Section 8.24</a>	550115	1

# 8 BED FRAME ASSEMBLY

*Adjustable Stationary Leg for Elevating LTH*

## 8.24 Adjustable Stationary Leg for Elevating LTH

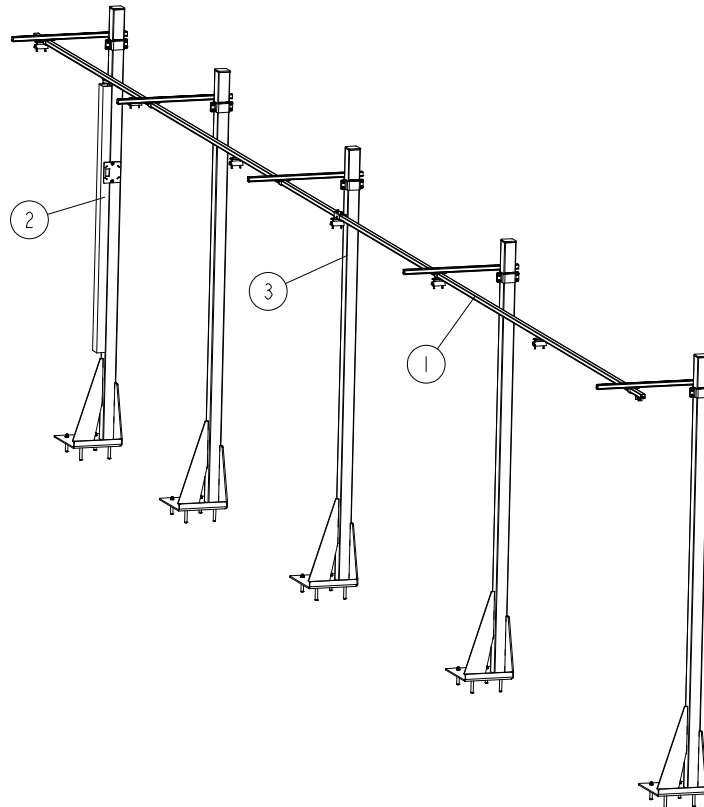
550115\_001\_A  
550115\_MANUAL



REF	DESCRIPTION (u indicates parts available in assemblies only)	PART #	QTY
-	<b>LEG, ADJUSTABLE STATIONARY FOR ELEVATING LTH</b>	550115	1
1	LEG WELDMENT, LTH MAIN TUBE - HIGH	550112-1	1
2	FOOT, WIDE	501084-1	1
3	WASHER, 21 FLAT ZINC	F81059-2	2
4	NUT, M20-8 HEX ZINC	F81037-1	2
5	BOLT, M10X120 8.8 CARRIAGE ZINC	F81003-33	4
6	WASHER, 10,5 FLAT ZINC	F81055-1	4
7	NUT M10 ZC 8 NYLOCK DIN 982 ISO 7040	F81033-1	4
-	ANCHOR, M12X140MM KMC EXPRES	084529	1
8	ANCHOR, M12X140MM KMC EXPRES	084529	1
9	NUT, M12-8-B ZINC HEX	F81034-1	1
10	WASHER, 13 FLAT ZINC	F81056-1	1

**8.25 Curtain, 5-Pole for Elevated Frames**

550116\_001  
 550116\_MANUAL



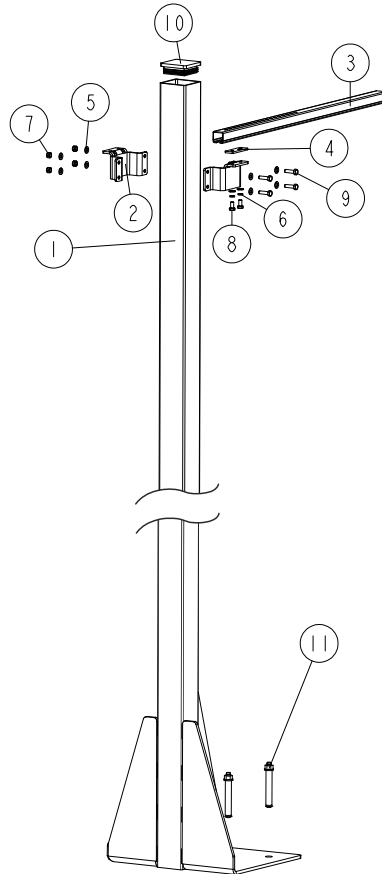
REF	DESCRIPTION (u indicates parts available in assemblies only)	PART #	QTY
-	<b>CURTAIN, 5-POLE FOR ELEVATED FRAMES</b>	550116	1
1	RAIL, COMPLETE GUIDE (CUTTING LENGTH OF 6.5-10 M) <a href="#">See Section 8.28</a>	518704	1
2	POLE, CABLE GUIDE - COMPLETE <a href="#">See Section 8.27</a>	550122	1
3	POLE FOR CABLES - COMPLETE <a href="#">See Section 8.26</a>	550119	4

# 8 BED FRAME ASSEMBLY

## Pole for Cables - Complete

### 8.26 Pole for Cables - Complete

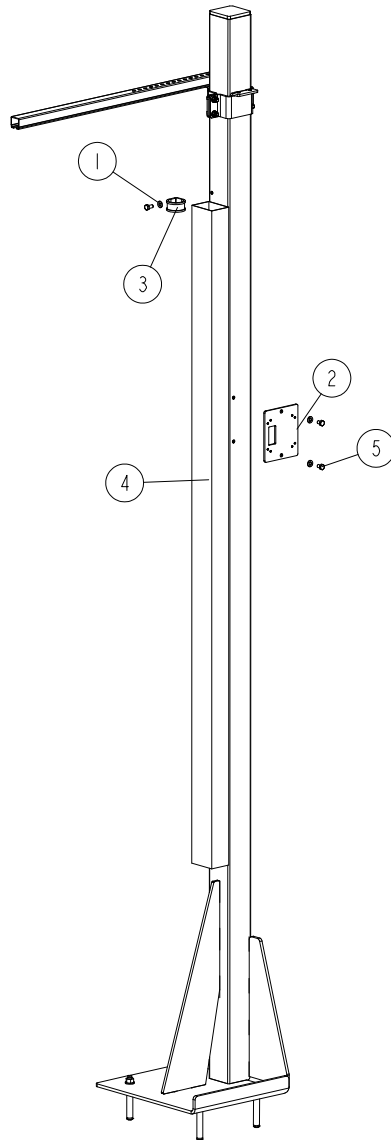
550116\_002  
550116\_MANUAL



REF	DESCRIPTION (u indicates parts available in assemblies only)	PART #	QTY
-	<b>POLE FOR CABLES - COMPLETE</b>	550119	1
1	POLE FOR CABLES	550117-1	1
2	BRACKET, 80X80 TUBE WRAP	518725-1	2
3	ARM, RAIL BRACKET	518709	1
4	PLATE, ARM CLAMP	518885-1	1
5	WASHER, 8.4 FLAT ZINC	F81054-1	10
6	WASHER 8,2 ZC SPRING LOCK DIN 127	F81054-4	2
7	NUT, M8-8-B-HEX NYLON ZINC LOCK	F81032-2	4
8	BOLT, M8X16-8.8-B-FE/ZN5	F81002-20	2
9	BOLT, M8X30-8.8-B HEX HEAD FULL THREAD Z	F81002-2	4
10	CAP, 80X80 GR 2-4 #111227 TUBE END	089644	1
11	PIN, LT 16X120	501877	4

**8.27 Pole, Cable Guide - Complete**

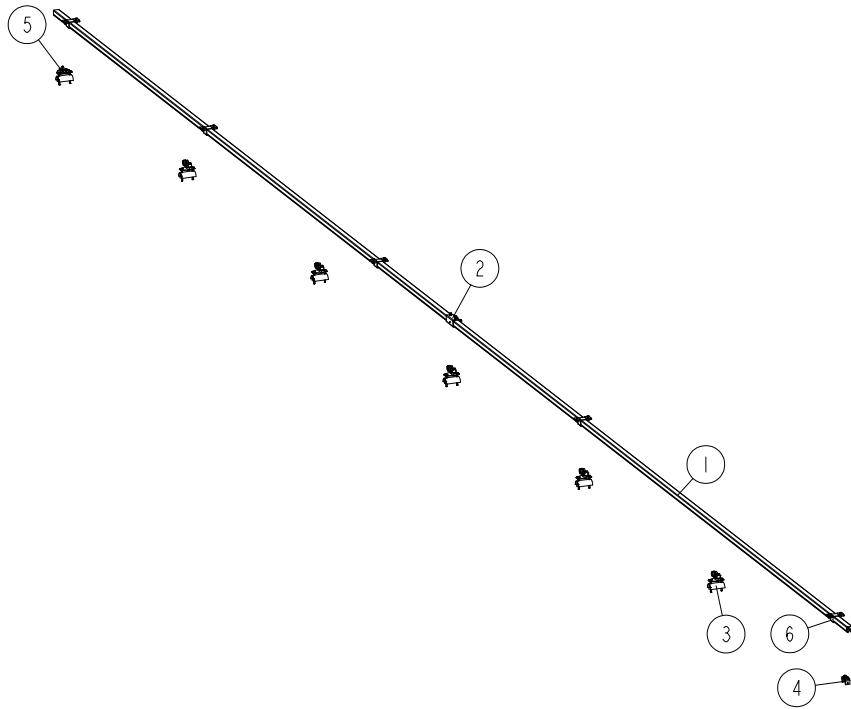
550116\_003  
 550116\_MANUAL



REF	DESCRIPTION (u indicates parts available in assemblies only)	PART #	QTY
-	<b>POLE, CABLE GUIDE - COMPLETE</b>	550122	1
1	WASHER, 8.4 FLAT ZINC	F81054-1	14
2	PLATE, SOCKET MOUNT	517664-1	1
3	CLAMP, RSGU 1.42/20 W1 METAL & RUBBER	F81087-3	2
4	CABLE DUCT	550123	1
5	BOLT, M8X12-8.8 HEX HEAD FULL THREAD ZIN	F81002-6	2

**8.28 Rail, Complete Guide (Cutting Length of 6.5-10 M)**

550116\_004  
 550116\_MANUAL

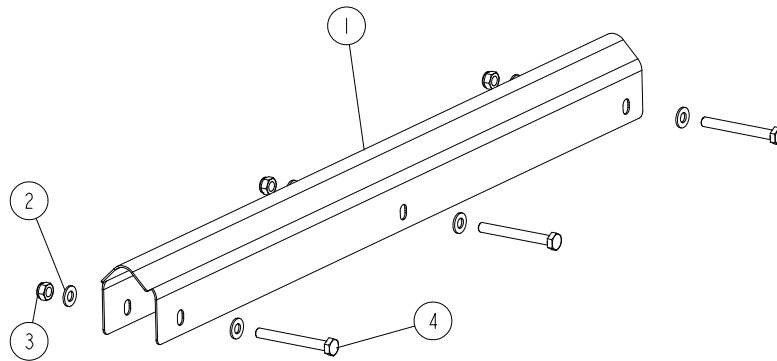


REF	DESCRIPTION (u indicates parts available in assemblies only)	PART #	QTY	
-	<b>RAIL, COMPLETE GUIDE (CUTTING LENGTH OF 6.5-10 M)</b>	518704	1	
1	RAIL, 6 M C-PROFILE	518332	2	
2	COUPLER, TRACK	518705	1	
3	TROLLEY, CABLE MOVING	518333	5	
4	STOP, END	518700	1	
5	CLAMP, FLAT CABLE - END	518701	1	
6	BRACKET, BOLT-ON	518702	5	



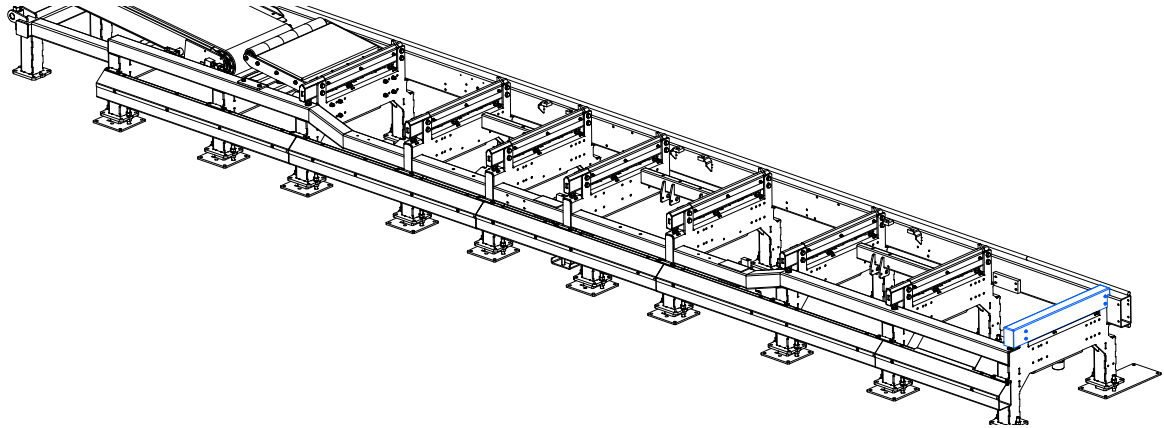
8.29 Bed Rail Cover (Part No. 525563)

525563\_001  
525563\_MANUAL

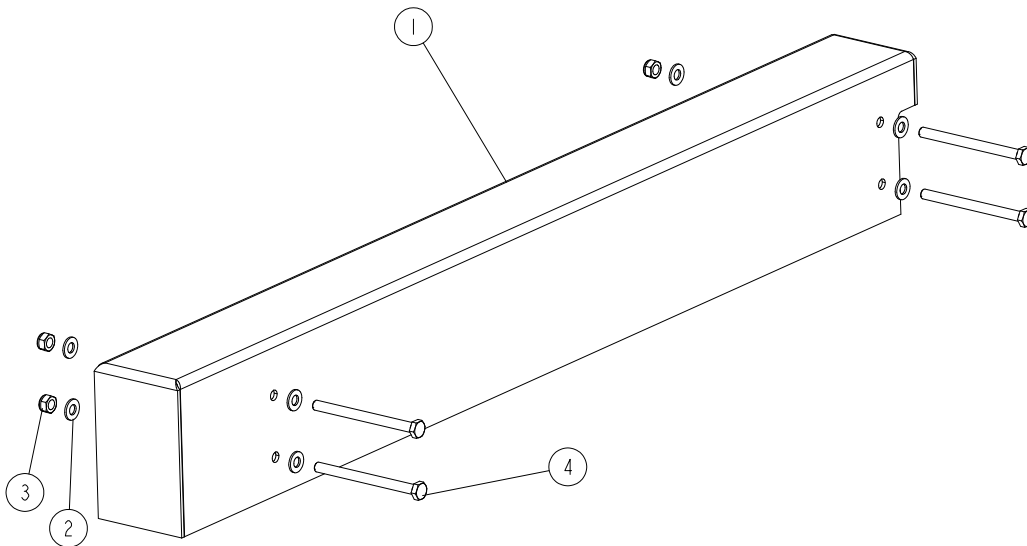


REF.	DESCRIPTION (* indicates parts available in assemblies only)	PART NO.	QTY	
-	COVER, WM4000 BED RAIL - COMPLETE	525563	1	
1	COVER, WM4000 BED RAIL	525561	1	
2	WASHER, 8.4 FLAT ZINC	F81054-1	6	
3	NUT, M8-8-B HEX NYLON ZINC LOCK	F81032-2	3	
4	BOLT, M8X70-8.8 HEX HEAD ZINC	F81002-71	3	

8.30 Bed Frame End Cover (Part No. 527381)

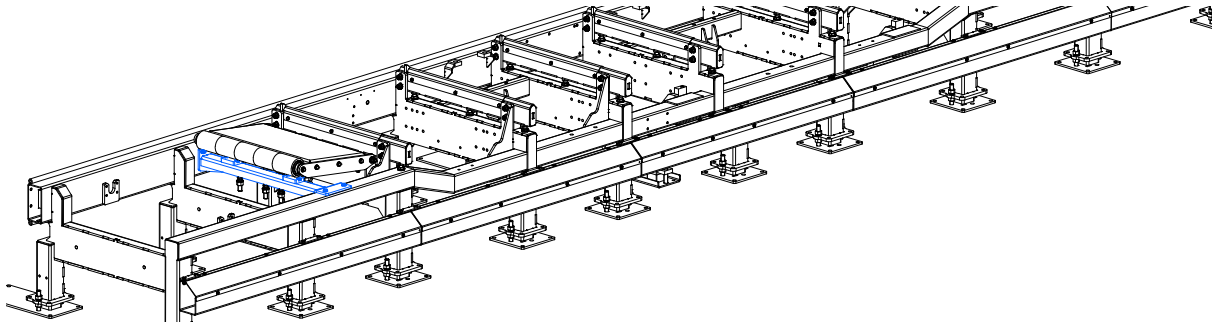


527381\_001  
527381\_MANUAL

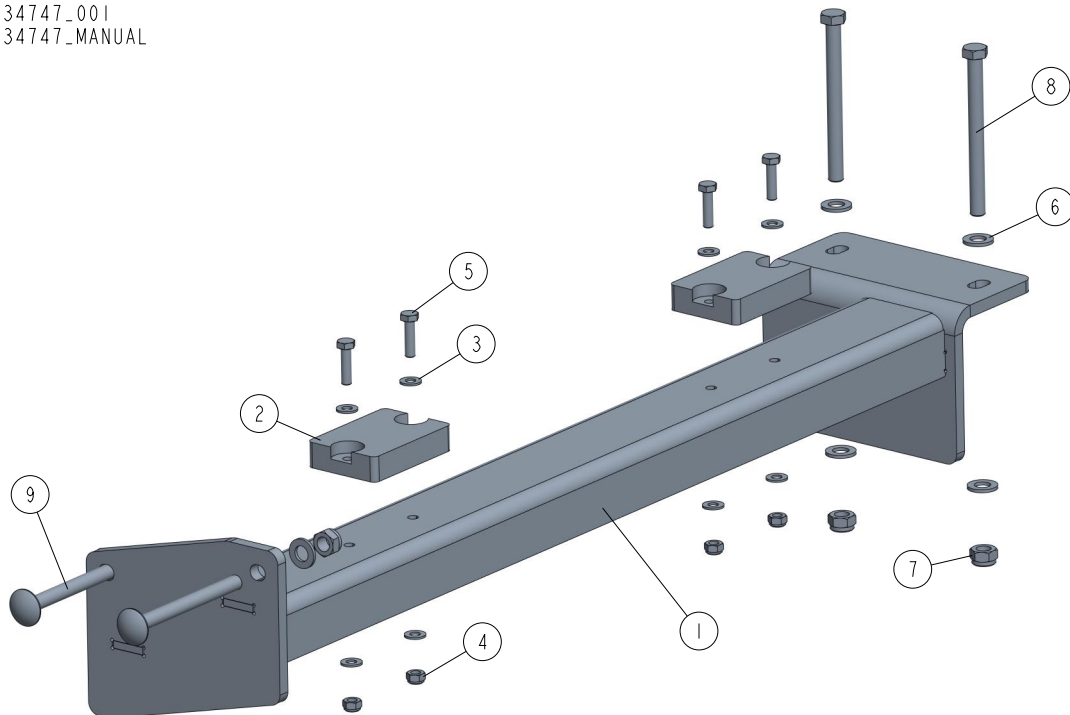


REF.	DESCRIPTION (* indicates parts available in assemblies only)	PART NO.	QTY
-	<b>COVER, BED FRAME END - COMPLETE</b>	527381	1
1	COVER, BED FRAME END	527379-1	1
2	WASHER, 8.4 FLAT ZINC	F81054-1	8
3	NUT, M8-8-B HEX NYLON ZINC LOCK	F81032-2	4
4	BOLT, M8X100-8.8 HEX HEAD ZINC	F81002-23	4

## 8.31 Cushion Spring Support Beam (Part No. 534747)



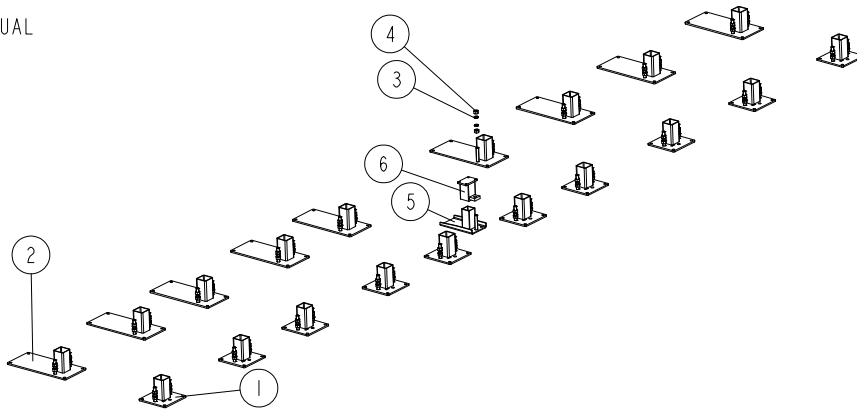
534747\_001  
534747\_MANUAL



REF.	DESCRIPTION (* indicates parts available in assemblies only)	PART NO.	QTY
-	<b>BEAM, CUSHION SPRING SUPPORT - COMPLETE</b>	534747	1
1	BEAM WELDMENT, SPRING SUPPORT	534746-1	1
2	BUMPER, GRENE 70 3201 0010 RUBBER	094969	2
3	WASHER, 8.4 FLAT ZINC	F81054-1	8
4	NUT, M8-8-B HEX NYLON ZINC LOCK	F81032-2	4
5	BOLT, M8X30 8.8 HEX HEAD FULL THREAD ZINC	F81002-7	4
6	WASHER, 13 FLAT ZINC	F81056-1	6
7	NUT, M12 8 HEX NYLON ZINC LOCK	F81034-2	4
8	BOLT, M12X130-8.8 HEX HEAD ZINC	F81004-36	2
9	BOLT, M12X130 8.8 CARRIAGE ZINC	F81004-26	2

### 8.32 Leg Foot Set, LT H (No. 532226)

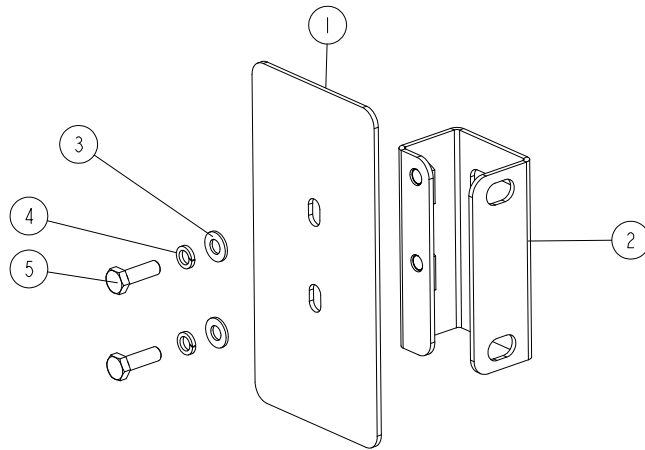
532226\_001  
532226\_MANUAL



REF.	DESCRIPTION (* indicates parts available in assemblies only)	PART NO.	QTY
-	<b>FOOT SET, LT H BED FRAME</b>	532226	1
1	FOOT WELDMENT, ADJUSTABLE LEG	510897-1	10
2	FOOT WELDMENT, WM4000 ADJUSTABLE LEG	510910-1	9
3	WASHER, 20.5 SPLIT LOCK ZINC	F81059-1	76
4	NUT, M20-8 HEX ZINC	F81037-1	76
5	FOOT, WIDE	501084-1	1
6	SUPPORT, LOG TURNER	523003-1	1

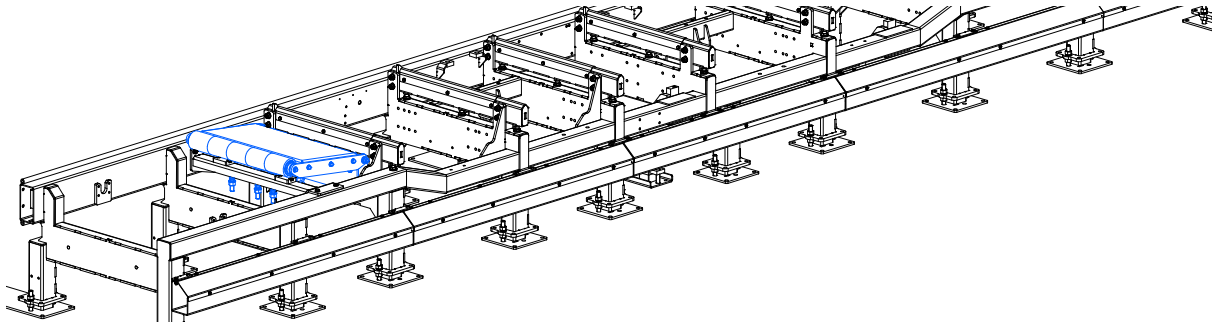
8.33 Main Tube Cover Assembly (Part No. 093052)

093052\_001  
093052\_MANUAL

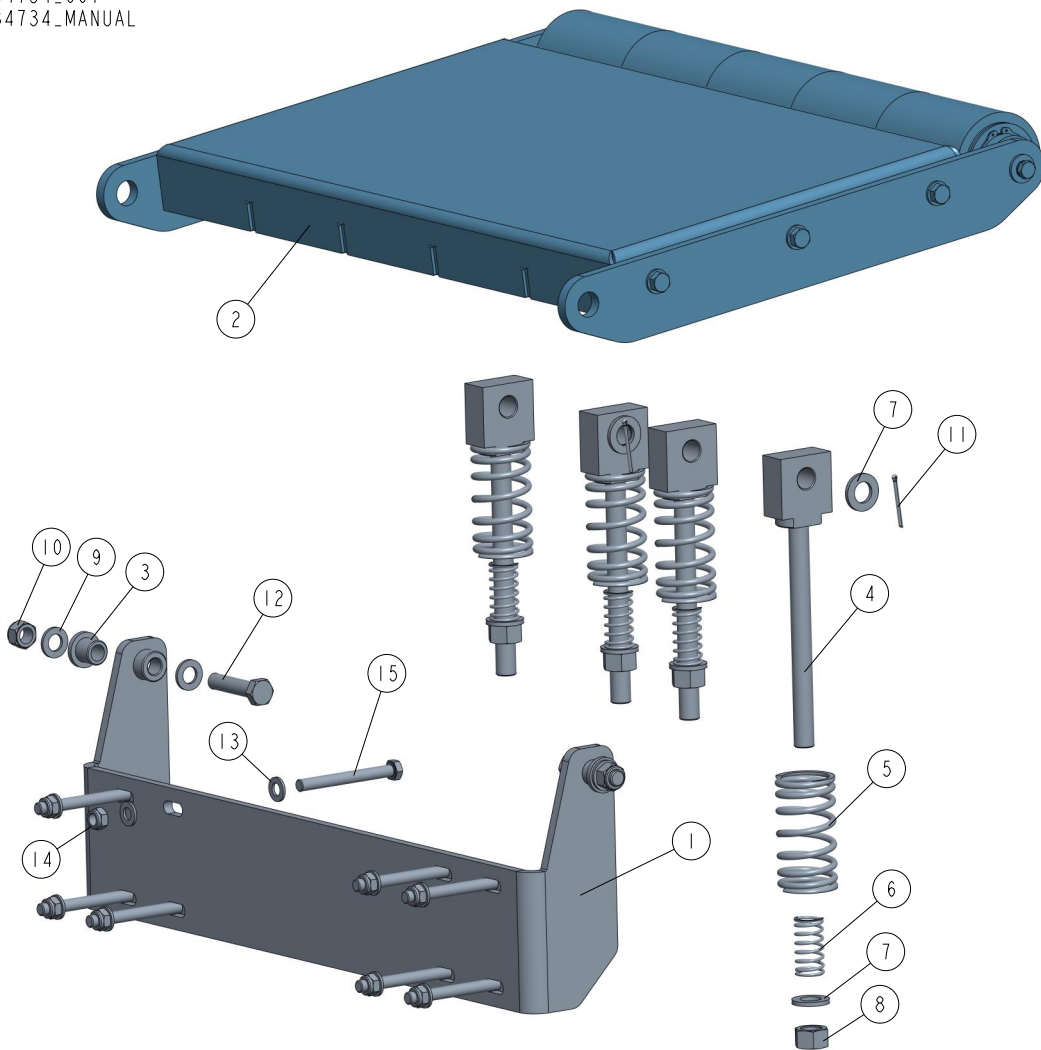


REF	DESCRIPTION (◆ indicates parts available in assemblies only)	PART #	QTY	
-	<b>COVER ASSEMBLY, MAIN TUBE</b>	093052	1	
1	PLATE, 201X101.6X3 COVER	015023-1	1	
2	BRACKET WELDMENT, REAR TUBE COVER	087105-1	1	
3	WASHER, 8.4 FLAT ZINC	F81054-1	2	
4	WASHER 8,2 SPLIT LOCK ZINC	F81054-4	2	
5	BOLT, M8X25-8.8-B HEX HEAD FULL THREAD ZINC	F81002-5	2	

8.34 Board Removal Bumper Assembly (Part No. 534734)



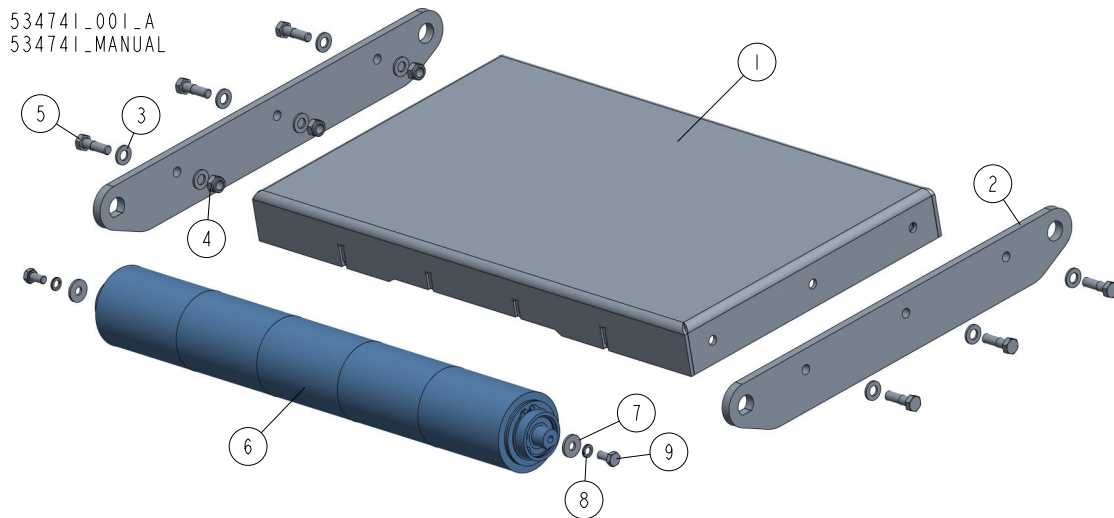
534734\_001  
534734\_MANUAL



REF.	DESCRIPTION (* indicates parts available in assemblies only)	PART NO.	QTY
-	<b>BUMPER ASSEMBLY, WM4000 BOARD REMOVAL</b>	534734	1
1	BRACKET WELDMENT, BUMPER PLATE MOUNT	534736-1	1
2	PLATE W/ROLLER - COMPLETE <a href="#">See Section 8.35</a>	534741	1
3	BUSHING, 16.2/24.5-25 FLANGE 35-5 ZINC-PLATED	534742	2
4	ROD WELDMENT, BUMPER SPRING	510818-1	4
5	SPRING, 110X46X6.5 CUSHION	510815	4

REF.	DESCRIPTION (* indicates parts available in assemblies only)	PART NO.	QTY	
6	SPRING, 60X23X3 ZINC-PLATED	088992	4	
7	WASHER, 21 FLAT ZINC	F81059-2	8	
8	NUT, M20-8 HEX ZINC	F81037-1	4	
9	WASHER, 17 SPLIT LOCK ZINC	F81058-1	4	
10	NUT, M16-8 HEX NYLON ZINC LOCK	F81036-2	2	
11	PIN, S-ZN-4X45 COTTER	F81043-22	4	
12	BOLT, M16X70 HEX HEAD ZINC	F81006-16	2	
13	WASHER, 13 FLAT ZINC	F81056-1	16	
14	NUT, M12 8 HEX NYLON ZINC LOCK	F81034-2	8	
15	BOLT, M12X110-8.8-B HEX HEAD ZINC	F81004-47	8	

## 8.35 Plate w/Roller, Board Removal Bumper (Part No. 534741)

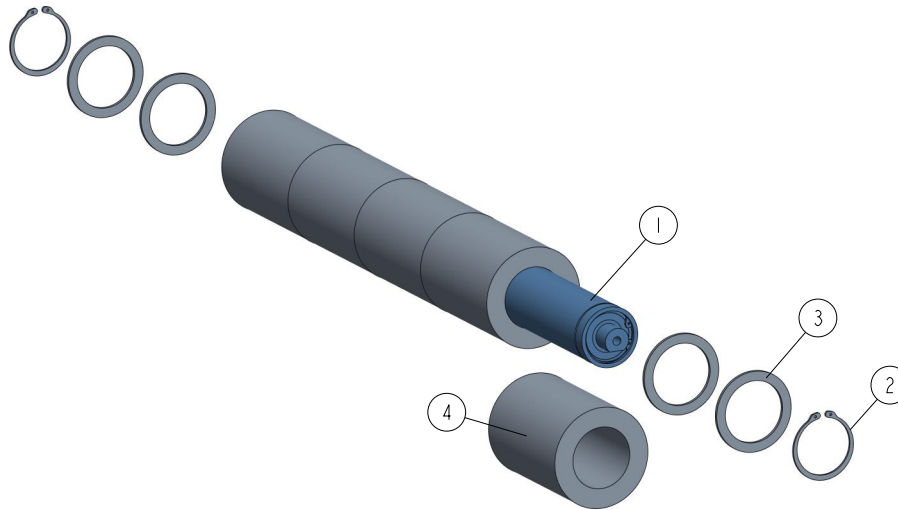


REF.	DESCRIPTION (* indicates parts available in assemblies only)	PART NO.	QTY
-	<b>PLATE W/ROLLER, BOARD REMOVAL BUMPER - COMPLETE</b>	534741	1
1	PLATE WELDMENT, BOARD REMOVAL BUMPER	534740-1	1
2	PLATE, BUMPER ARM	534738	2
3	WASHER, 13 FLAT ZINC	F81056-1	12
4	NUT, M12 8 HEX NYLON ZINC LOCK	F81034-2	6
5	BOLT, M12X40-8.8 HEX HEAD	F81004-1	6
6	ROLLER, RUBBER COATED <a href="#">See Section 8.36</a>	534731	1
7	WASHER, 10.5 SPECIAL FLAT ZINC	F81055-6	2
8	WASHER, Z 10.2 SPLIT LOCK ZINC	F81055-2	2
9	BOLT, M10X20-8.8 HEX HEAD FULL THREAD ZINC	F81003-53	2



8.36 Roller w/Rubber Covering (Part No. 534731)


534731\_001  
534731\_MANUAL



REF.	DESCRIPTION (* indicates parts available in assemblies only)	PART NO.	QTY
-	<b>ROLLER ASSEMBLY, RUBBER COATED</b>	534731	1
1	ROLLER <a href="#">See Section 8.37</a>	534732	1
2	RING, Z60 OUTSIDE RETAINING	F81090-62	2
3	RING, 61/80X3 SPACER	515895	4
4	COVERING, RUBBER	517493	5

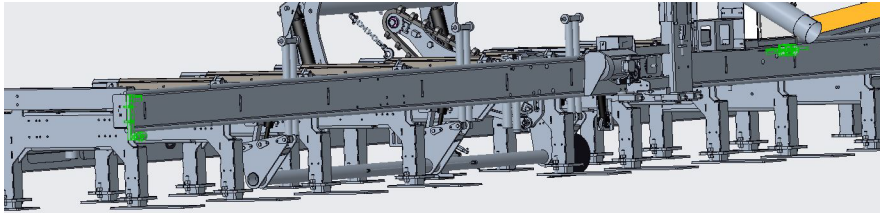
**8.37 Board Removal Bumper Roller (Part No. 534732)**

534732\_001\_A  
534732\_MANUAL

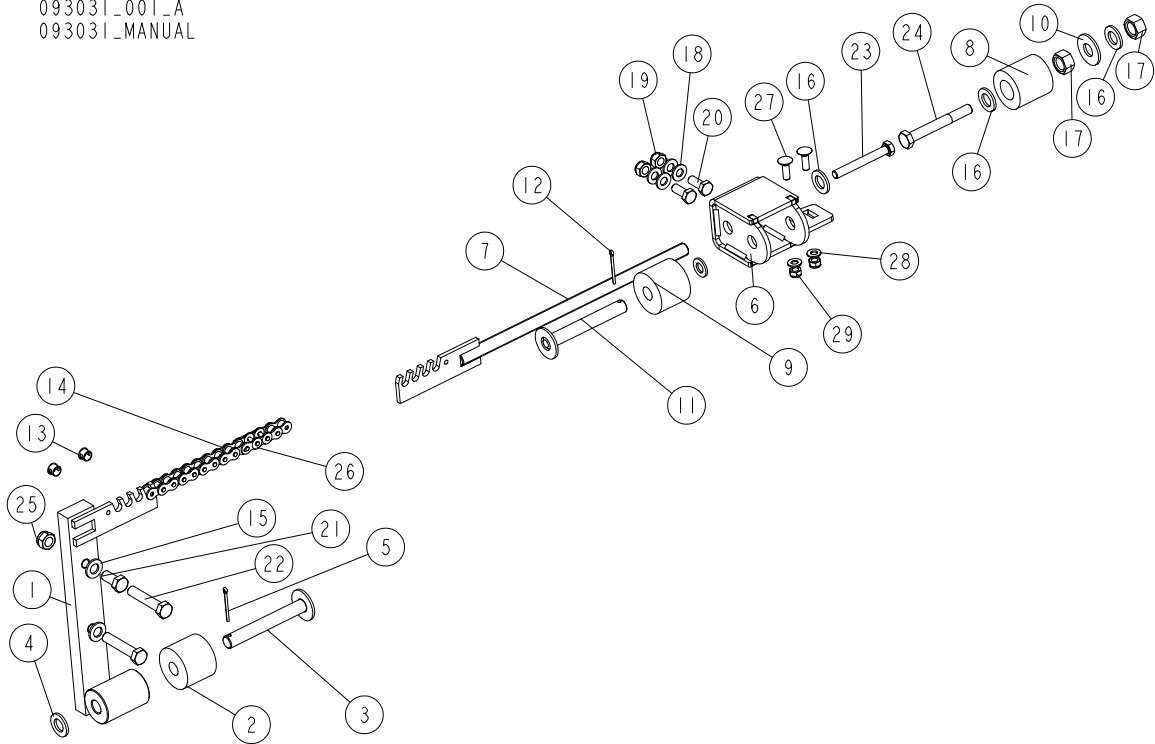


REF.	DESCRIPTION (* indicates parts available in assemblies only)	PART NO.	QTY
-	<b>ROLLER, BOARD REMOVAL BUMPER</b>	534732	1
1	TUBE, LT70AHDE30S ROLLER	091781	1
2	BEARING, 6205 2RS BALL	091804	2
3	RING, W 52 INSIDE RETAINING	F81090-6	2
4	SHAFT, ROLLER	534733	1

8.38 Mast Stops (No. 093031)



093031\_001\_A  
093031\_MANUAL



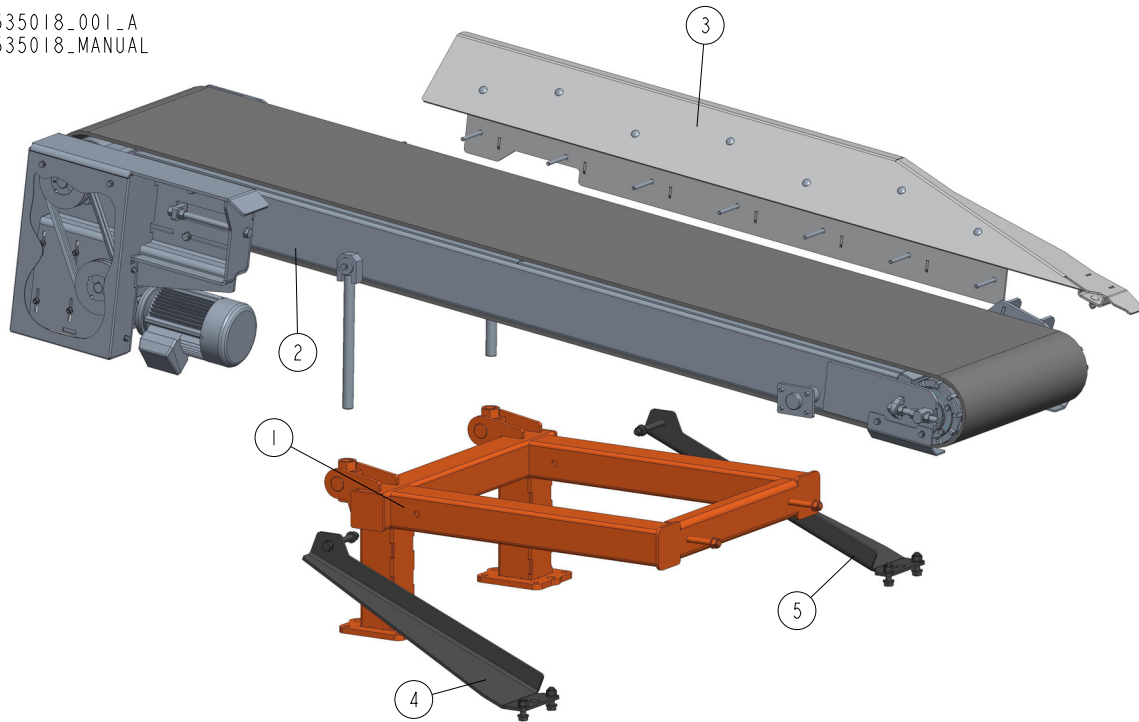
REF.	DESCRIPTION (* indicates parts available in assemblies only)	PART NO.	QTY
-	<b>LT70/M/E25 EQUIPMENT</b>	093031	1
-	STOP ASSEMBLY, REAR POWER FEED	089362	1
1	STOP WELDMENT, REAR POWER FEED	088346-1	1
2	BUSHING, 11/16X2 1/8X1 3/4 RUBBER	P12165	1
3	PIN, 16X117 W/PLATE	089361-1	1
4	WASHER, 17 SPLIT LOCK ZINC	F81058-1	1
5	PIN, S-ZN 4X25 COTTER	F81043-2	1
6	MOUNT WELDMENT, FRONT CARRIAGE STOP	546123-1	1
7	TENSIONER, POWER FEED CHAIN ZINC-PLATED (FRONT)	089364-1	1
8	SPRING, LT15 BLADE TENSIONER	014828	1
9	BUSHING, 11/16X2 1/8X1 3/4 RUBBER	P12165	1
10	WASHER, 17/40-3 ZINC-PLATED	089360-1	1
11	PIN, 16X117 W/PLATE	089361-1	1
12	PIN, S-ZN 4X25 COTTER	F81043-2	1
13	PLUG, 12.7 HEYMAN DP-812 HOLE	086773	2
14	CHAIN, 10B-1-457 (7.25M)	090370	1
	CHAIN, 0.9M #40 35.5"	521579 <sup>1</sup>	1

REF.	DESCRIPTION (* indicates parts available in assemblies only)	PART NO.	QTY	
15	WASHER, 13 FLAT ZINC	F81056-1	3	
16	WASHER, 17 SPLIT LOCK ZINC	F81058-1	3	
17	NUT, M16-8 HEX ZINC	F81036-1	2	
18	WASHER, 10.5 FLAT ZINC	F81055-1	4	
19	NUT, M10-8-B HEX NYLON ZINC LOCK	F81033-1	3	
20	BOLT, M10X25 8.8 HEX HEAD FULL THREAD ZINC	F81003-11	2	
21	BOLT, M12X25-8.8 HEX HEAD FULL THREAD ZINC	F81004-31	1	
22	BOLT, M12X60-8.8 HEX HEAD ZINC	F81004-5	2	
23	BOLT, M10X80-8.8 HEX HEAD ZINC	F81003-50	1	
24	BOLT, M12X95 8.8 HEX HEAD ZINC	F81004-29	1	
25	NUT, M12 8 HEX NYLON ZINC LOCK	F81034-2	1	
26	LINK, 10B-1PZ MASTER	088671	2	
	LINK, #40 MASTER	P04200 <sup>2</sup>	2	
27	BOLT, M8X25-8.8 CARRIAGE ZINC	F81002-59	2	
28	WASHER, 8.4 FLAT ZINC	F81054-1	2	
29	NUT, M8-8-B HEX NYLON ZINC LOCK	F81032-2	2	

<sup>1</sup> Used on LT70H

<sup>2</sup> Used on LT70H

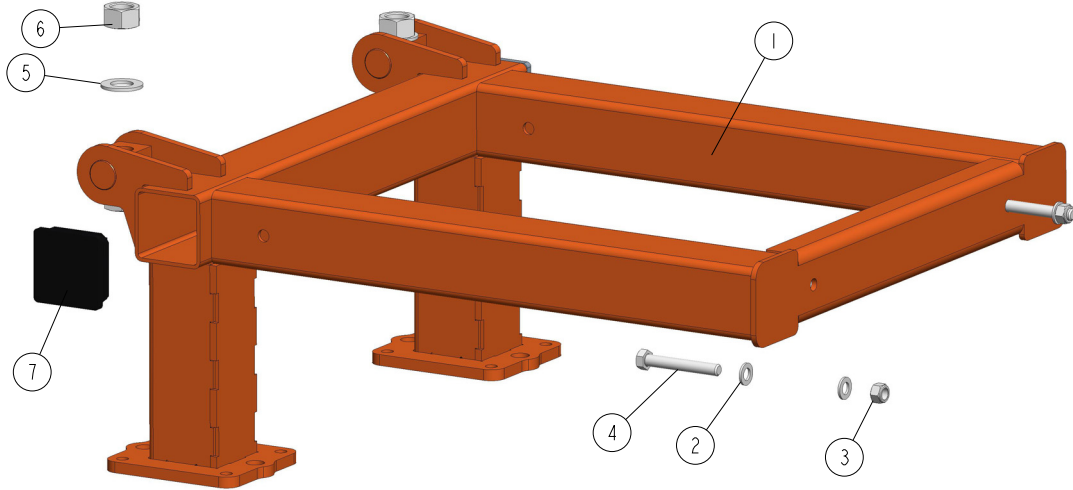
## 8.39 Adjustable Belt Conveyor (Part No. 535018)

535018\_001\_A  
535018\_MANUAL

REF	DESCRIPTION (◆ indicates parts available in assemblies only)	PART #	QTY	
-	CONVEYOR, WM4000 ADJUSTABLE BELT	535018	1	
1	SUPPORT ASSEMBLY, ADJUSTABLE BELT CONVEY <a href="#">See Section 8.40</a>	535025	1	
2	TABLE, ADJUSTABLE BELT CONVEYOR <a href="#">See Section 8.41</a>	533490	1	
3	STEERING PLATE, COMPLETE <a href="#">See Section 8.45</a>	536594	1	
4	BRACKET, CONVEYOR SUPPORT - COMPLETE LEFT <a href="#">See Section 8.46</a>	539455	1	
5	BRACKET, CONVEYOR SUPPORT - COMPLETE RIG <a href="#">See Section 8.47</a>	539457	1	

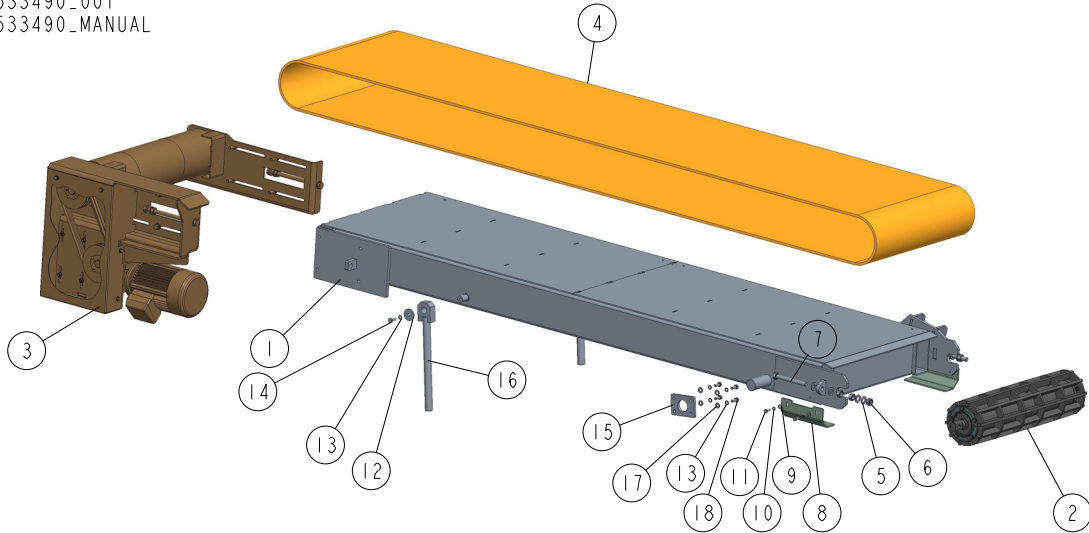
### 8.40 Conveyor Support Assembly (No. 535025)

535025\_001  
535025\_MANUAL



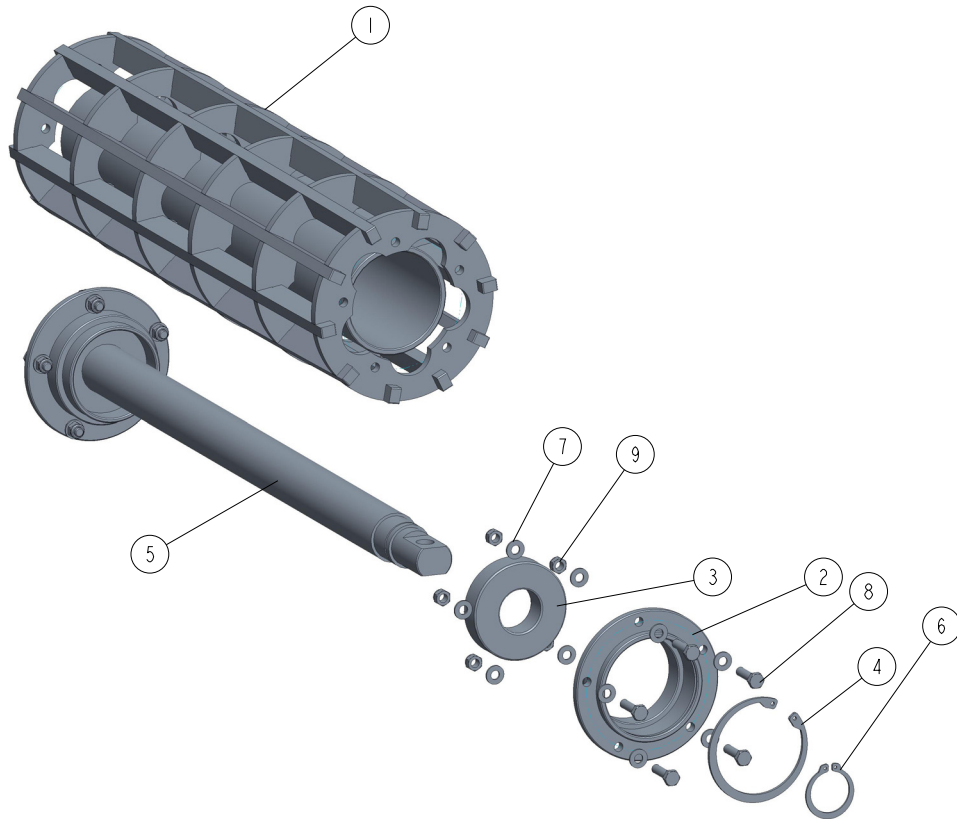
REF.	DESCRIPTION (* indicates parts available in assemblies only)	PART NO.	QTY
-	<b>SUPPORT ASSEMBLY, ADJUSTABLE BELT CONVEYOR</b>	535025	1
1	FRAME, CONVEYOR SUPPORT	533478-1	1
2	WASHER, 17 SPLIT LOCK ZINC	F81058-1	4
3	NUT, M16-8 HEX NYLON ZINC LOCK	F81036-2	2
4	BOLT, M16X110-8.8-B HEX HEAD ZINC	F81006-24	2
5	WASHER, 31 FLAT ZINC	F81061-9	4
6	NUT, M30 HEX ZINC	F81038-3	4
7	CAP, 100X100 #199200 SQUARE TUBE END	090694	2

## 8.41 Adjustable Belt Conveyor Table (No. 533490)

533490\_001  
533490\_MANUAL

REF	DESCRIPTION (u indicates parts available in assemblies only)	PART #	QTY
-	<b>TABLE, ADJUSTABLE BELT CONVEYOR</b>	533490	1
1	TABLE WELDMENT, ADJUSTABLE BELT CONVEYOR	533489-1	1
2	PULLEY, IDLER <a href="#">See Section 8.42</a>	533494	1
3	PULLEY ASSEMBLY, DRIVE <a href="#">See Section 8.43</a>	535079	1
4	BELT, 2MOP3 LG5950X600 CONVEYOR	533482	1
5	WASHER, 17 SPLIT LOCK ZINC	F81058-1	8
6	NUT, M16-5.8 HEX ZINC	F81036-1	6
7	BOLT, M16X160 8.8 HEX HEAD FULL THREAD Z	F81006-23	2
8	ANGLE, RETAINING	534302	2
9	WASHER, 8,4-FLAT ZINC	F81054-1	4
10	WASHER, 8,2 SPLIT LOCK ZINC	F81054-4	4
11	BOLT, M8X20-8.8-B-HEX HEAD FULL THREAD Z	F81002-4	4
12	WASHER, 10.5/45-6 ZINC-PLATED	086286-1	2
13	WASHER, Z 10.2 SPLIT LOCK ZINC	F81055-2	10
14	BOLT, M10X25 8.8 HEX HEAD FULL THREAD	F81003-31	2
15	PLATE, LOCKING	533464-1	2
16	ROD WELDMENT, CONVEYOR TILT ADJUSTMENT Z	711773-1	2
17	WASHER, 10.5 FLAT ZINC	F81055-1	8
18	BOLT, M10X25 8.8 HEX HEAD FULL THREAD ZI	F81003-11	8

## 8.42 Idler Pulley (No. 533494)

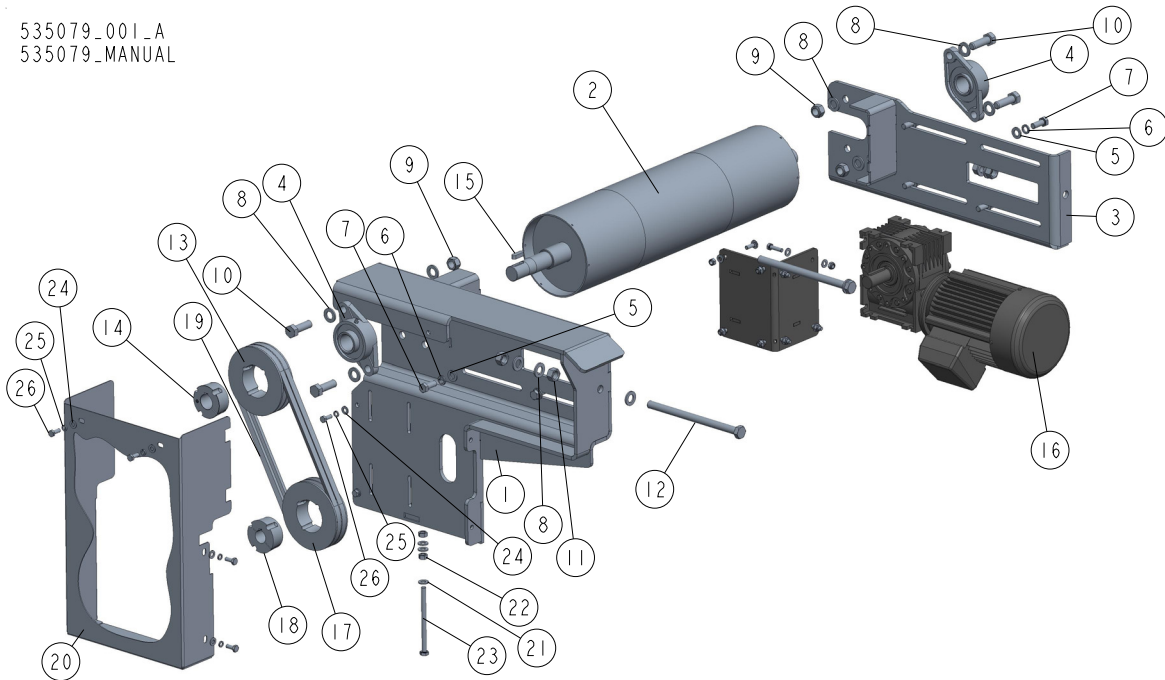
533494\_001\_A  
533494\_MANUAL

REF.	DESCRIPTION (◆ indicates parts available in assemblies only)	PART #	QTY
-	<b>PULLEY, CONVEYOR IDLER</b>	533494	1
1	ROLLER, BELT SCRAPER	519965-1	1
-	HUB, ROLLER BEARING - COMPLETE	511305	2
2	HUB, ROLLER BEARING	511304-1	1
3	BEARING, 6308 2RS CX BALL	504268	1
4	RING, W90 INSIDE RETAINING	F81090-29	1
5	SHAFT, ROLLER	533495	1
6	RING, Z40 OUTSIDE RETAINING	F81090-33	2
7	WASHER, 8.4 FLAT ZINC	F81054-1	20
8	BOLT M8X30 HH ZC FT 8.8 DIN 933	F81002-7	10
9	NUT, M8-8-B HEX NYLON ZINC LOCK	F81032-2	10



8.43 Conveyor Drive Pulley Assembly (No. 535079)

535079\_001\_A  
535079\_MANUAL



REF	DESCRIPTION (◆ indicates parts available in assemblies only)	PART #	QTY
-	PULLEY ASSEMBLY, DRIVE	535079	1
1	BRACKET, PULLEY DRIVE MOUNT	535080-1	1
2	PULLEY, DRIVE - COMPLETE	535049	1
3	BRACKET, DRIVE PULLEY	534313-1	1
4	BEARING, UCFL 207 W/HOUSING	524021	2
5	WASHER, 13 FLAT ZINC	F81056-1	8
6	WASHER, Z12.2 SPLIT LOCK ZINC	F81056-2	8
7	BOLT, M12X30 8.8 HEX HEAD FULL THREAD ZI	F81004-22	8
8	WASHER, 17 SPLIT LOCK ZINC	F81058-1	14
9	NUT, M16-8 HEX NYLON ZINC LOCK	F81036-2	4
10	BOLT, M16 X 50-8.8 HEX HEAD	F81006-7	4
11	NUT, M16, HEXAGON, GRADE 5.8 PLAIN	F81036-1	4
12	BOLT, ISO 4017-M16X240-8.8-A2E HEX HEAD	F81006-29	2
-	PULLEY, 2X SPA 140 X 32	535076	1
13	PULLEY, 2X SPA 140	535064	1
14	BUSHING, 2012X32 TAPER LOCK	535075	1
15	KEY, A10X8X32 PARALLEL	507591	1
16	MOTOREDUCER W/BRACKET <a href="#">See Section 8.44</a>	535062	1
-	PULLEY, 2X SPA 140 X 28	535065	1
17	PULLEY, 2X SPA 140	535064	1
18	BUSHING, 2012X28 TAPER LOCK	535055	1
19	V-BELT, XPA 1030	535083	2
20	GUARD, PULLEY DRIVE	535082-1	1
21	WASHER, 10.5 FLAT ZINC	F81055-1	3
22	NUT, M10 8 HEX ZINC	F81033-3	2
23	BOLT, M10X140-8.8 HEX HEAD FULL THREAD Z	F81003-39	1



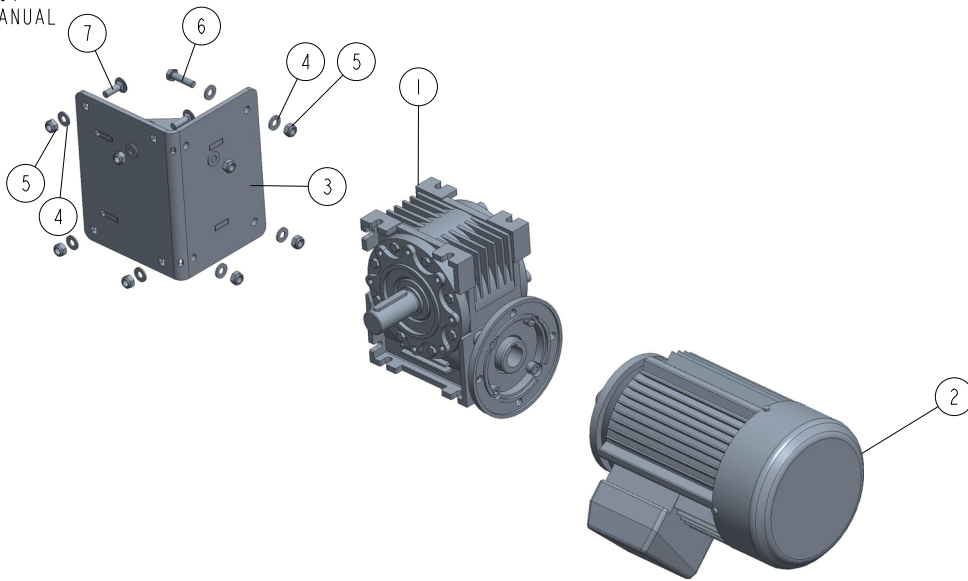
**Conveyor Drive Pulley Assembly (No. 535079)**

---

REF	DESCRIPTION (◆ indicates parts available in assemblies only)	PART #	QTY	
24	WASHER, 8,4-FLAT ZINC	F81054-1	6	
25	WASHER, 8,2 SPLIT LOCK ZINC	F81054-4	6	
26	BOLT, M8X20-8.8-B-HEX HEAD FULL THREAD Z	F81002-4	6	

8.44 Motoreducer w/Bracket (No. 535062)

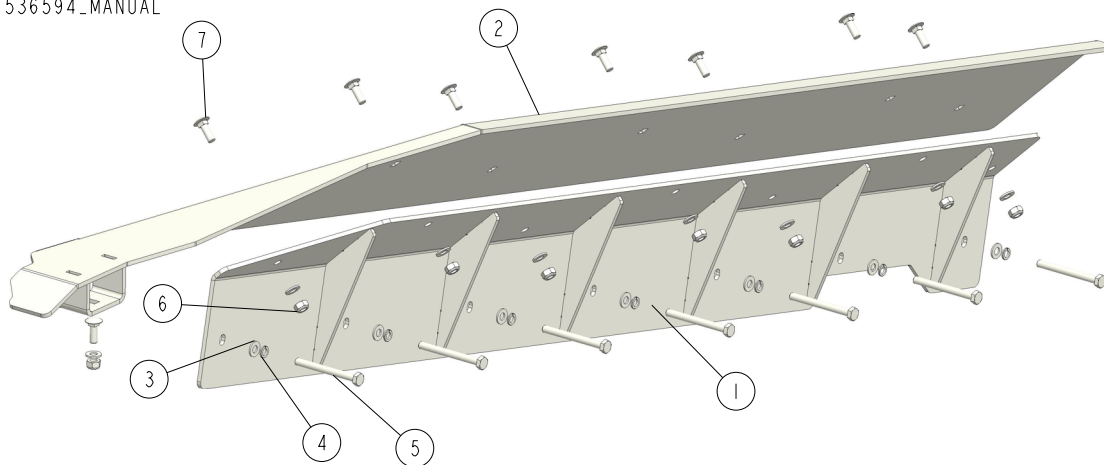
535062\_001  
535062\_MANUAL



REF.	DESCRIPTION (* indicates parts available in assemblies only)	PART #	QTY
-	<b>MOTOREDUCER, W/BACKET</b>	535062	1
-	MOTOREDUCER, MR-63/16[2.2-2800-140/24-PTC-IE2-[S3=60%]-G]WJ2/B3	535078	1
1	REDUCER, MR-63/16 [WBS] WJ/B3	535077	1
2	MOTOR, 2.2 KW 2800 R.P.M.	535061	1
3	BRACKET, REDUCER MOUNT	535071-1	1
4	WASHER, 8.4 FLAT ZINC	F81054-1	12
5	NUT, M8-8-B HEX NYLON ZINC LOCK	F81032-2	8
6	BOLT, M8X30 8.8 HEX HEAD FULL THREAD ZINC	F81002-7	4
7	BOLT, M8X25-8.8 CARRIAGE ZINC	F81002-59	4

**8.45 Steering Plate (No. 536594)**

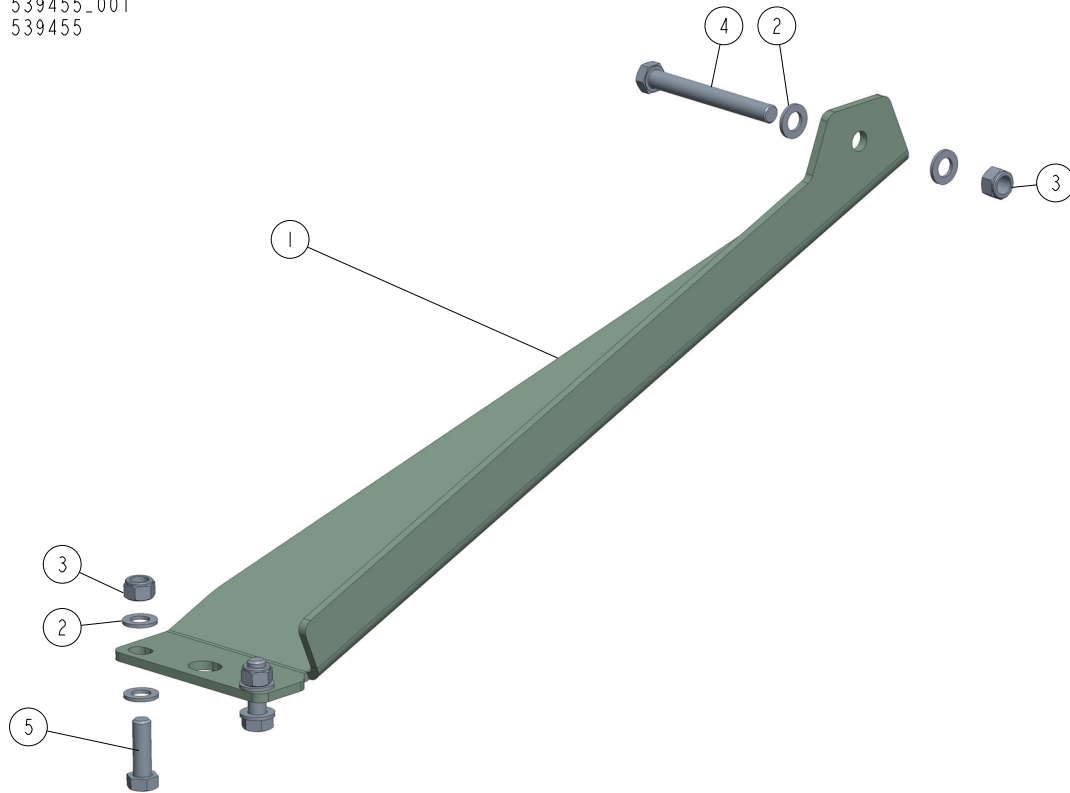
536594\_001  
536594\_MANUAL



REF.	DESCRIPTION (* indicates parts available in assemblies only)	PART NO.	QTY
-	<b>STEERING PLATE, COMPLETE</b>	536594	1
1	MOUNTING PLATE	536595-1	1
2	STEERING PLATE	600234-1	1
3	WASHER, 10.5 FLAT ZINC	F81055-1	15
4	WASHER, 10.2 SPLIT LOCK ZINC	F81055-2	7
5	BOLT, M10X100-8.8 HEX HEAD ZINC	F81003-52	7
6	NUT, M10-8-B HEX NYLON ZINC LOCK	F81033-1	8
7	BOLT, M10X30-8.8 CARRIAGE ZINC	F81003-101	8

8.46 Left Bracket (No. 539455)

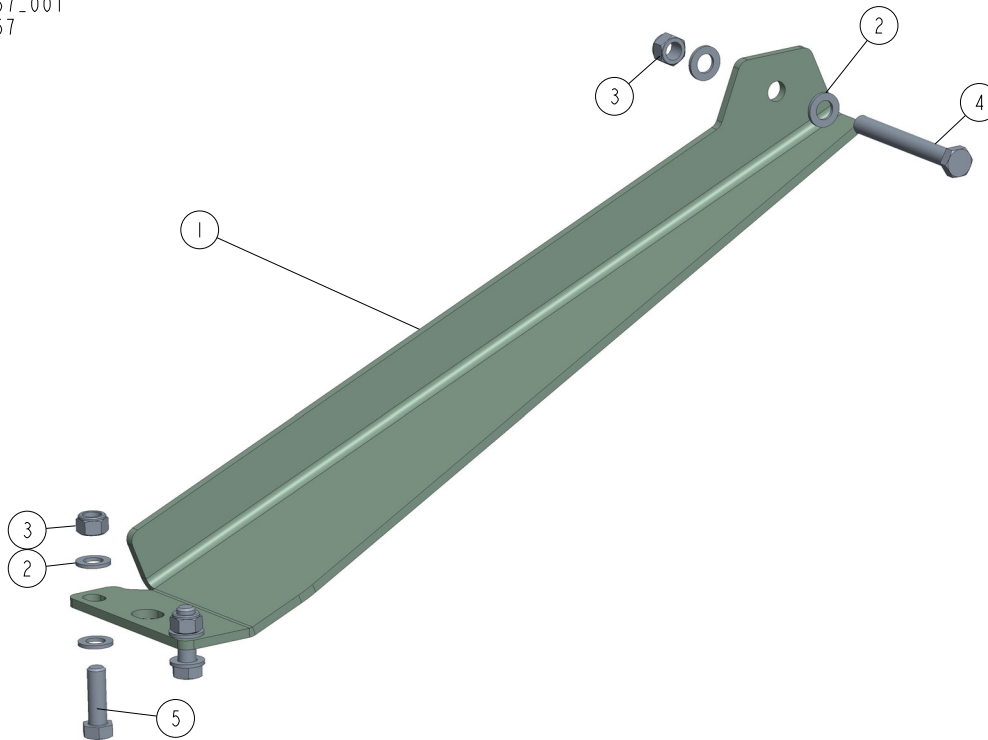
539455\_001  
539455



REF	DESCRIPTION (◆ indicates parts available in assemblies only)	PART #	QTY
-	<b>BRACKET, CONVEYOR SUPPORT - COMPLETE LEFT</b>	539455	1
1	BRACKET, CONVEYOR SUPPORT - LEFT	539454-1	1
2	WASHER, 17 SPLIT LOCK ZINC	F81058-1	6
3	NUT, M16-8 HEX NYLON ZINC LOCK	F81036-2	3
4	BOLT, M16X140 HEX HEAD ZINC GRADE 8.8	F81006-4	1
5	BOLT, M16 X 50-8.8 HEX HEAD	F81006-7	2

## 8.47 Right Bracket (No. 539457)

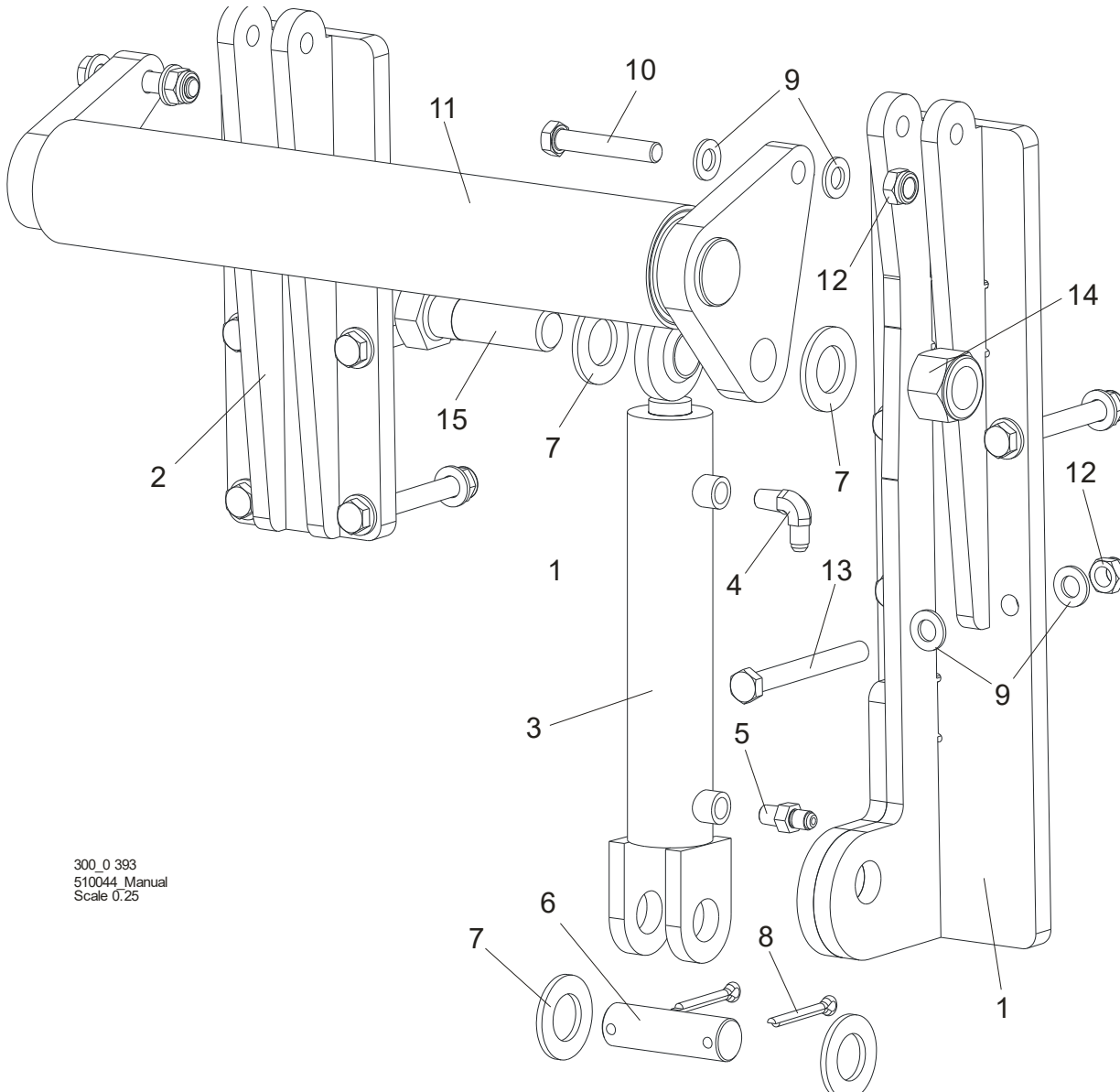
539457\_001  
539457



REF	DESCRIPTION (◆ indicates parts available in assemblies only)	PART #	QTY	
-	<b>BRACKET, CONVEYOR SUPPORT - COMPLETE RIG</b>	539457	1	
1	BRACKET, CONVEYOR SUPPORT - RIGHT	539456-1	1	
2	WASHER, 17 SPLIT LOCK ZINC	F81058-1	6	
3	NUT, M16-8 HEX NYLON ZINC LOCK	F81036-2	3	
4	BOLT, M16X140 HEX HEAD ZINC GRADE 8.8	F81006-4	1	
5	BOLT, M16 X 50-8.8 HEX HEAD	F81006-7	2	

**SECTION 9 LT70H HYDRAULIC SYSTEM**

**9.1 WM 4000 Hydraulic Toe Board**



300\_0 393  
 510044 Manual  
 Scale 0.25

REF.	DESCRIPTION (◆ indicates parts available in assemblies only)	PART NO.	QTY
	<b>WM4000 HYDRAULIC TOE BOARD</b>	<b>510250</b>	<b>1</b>
1	MOUNT WELDMENT, POWER ROLLER (ON MOTOR SIDE)	509935-1	1
	MOUNT WELDMENT, TOE BOARD ROLLER - RIGHT	513930-1 <sup>1</sup>	1
2	MOUNT WELDMENT, POWER ROLLER	509938-1	1
	MOUNT WELDMENT, ROLLER	513928-1 <sup>1</sup>	1
	<b>HYDRAULIC CYLINDER</b>	<b>085937</b>	<b>1</b>
3	CYLINDER, CJ-S170-16-40/25/152 HYDRAULIC	088681	1
4	FITTING, 1/4NPTX1/4JIC MALE ELBOW	P09142	1
5	FITTING, 1/4NPTX1/4JIC MALE	P09143	1



# LT70H HYDRAULIC SYSTEM

## WM 4000 Hydraulic Toe Board

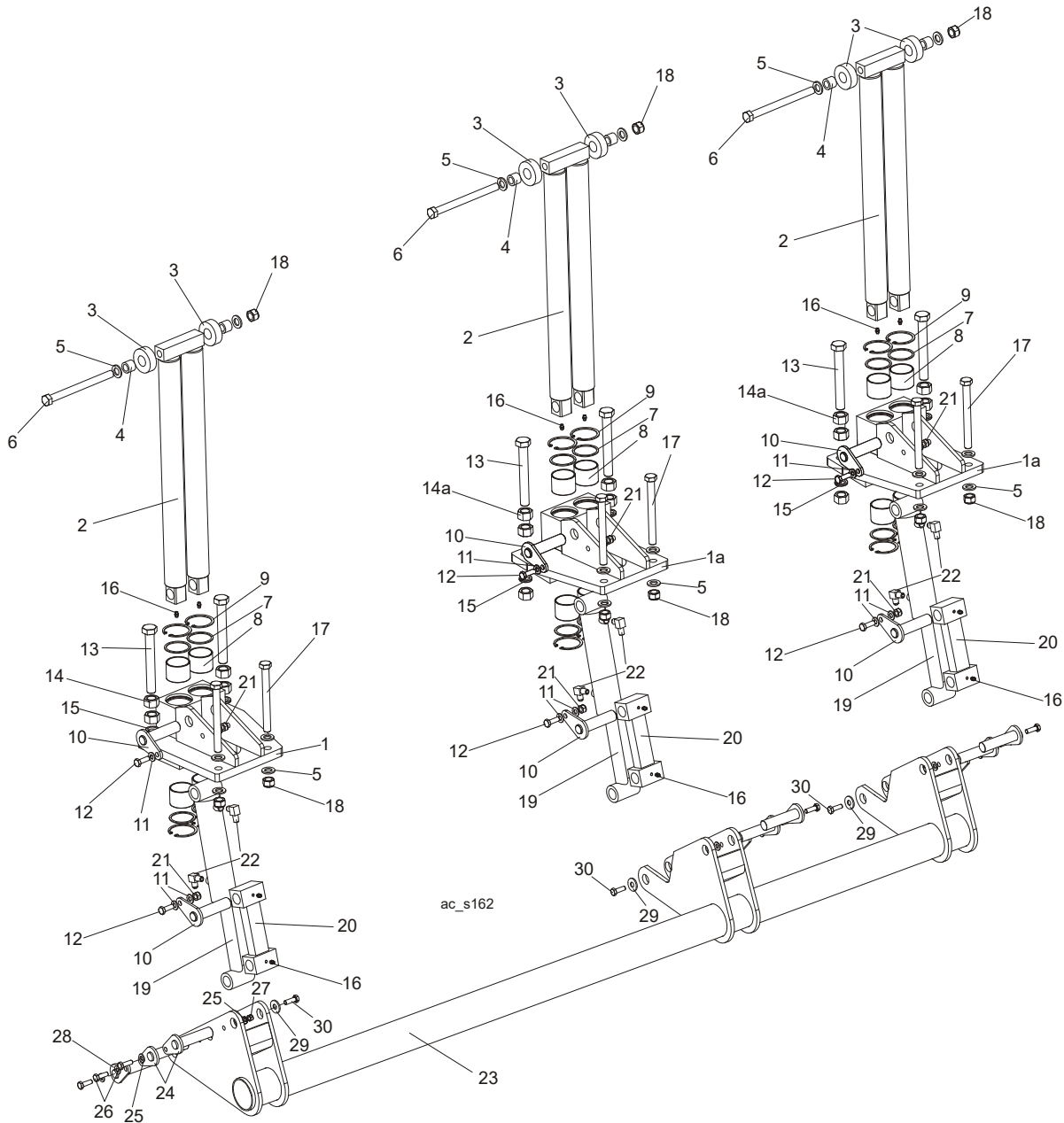
---

6	PIN, HYDRAULIC CYLINDER ZINC-PLATED	086979-1	1	
7	WASHER, 28 FLAT ZINC	F81061-1	4	
8	PIN, S-Zn 6.3x45 COTTER	F81045-2	2	
9	WASHER, 13 FLAT ZINC	F81056-1	20	
10	BOLT, M12x70 8.8 HEX HEAD ZINC	F81004-39	2	
11	ROLLER WELDMENT, TOE BOARD	086253-1	1	
12	NUT, M12-8 HEX NYLON ZINC LOCK	F81034-2	10	
13	BOLT, M12x110-8.8-B HEX HEAD ZINC	F81004-47	8	
14	NUT, 1-8 SELF LOCK	F05010-109	1	
15	BOLT, 1-8X3 1/4 HEX HEAD GRADE 5	F05009-51	1	

<sup>1</sup> Optional equipment -used when the hydraulic toe board is mounted on middle bed rails



## 9.2 Hydraulic Log Side Supports



ac\_s162

REF.	DESCRIPTION (◆ indicates parts available in assemblies only)	PART NO.	QTY
	<b>SUPPORT KIT, WM3000/3500 SUPER SIDE SUPPORT (FOR STATIONARY FRAMES)</b>	<b>508954</b>	<b>1</b>
	<b>SUPPORT, WM3000/3500 SUPER VERTICAL SIDE</b>	<b>508952</b>	<b>1</b>
1	BLOCK WELDMENT, WM3000/3500 ROD GUIDE	508953-1	1
2	ROD WELDMENT, WM3000/3500 CHROMIUM PLATED	508623-1	1
3	ROLLER, LT70/300 VERTICAL SIDE SUPPORT ZINC-PLATED	094013-1	2
4	BUSHING, LT70/300 VERTICAL SIDE SUPPORT BRONZE	094012	2
5	WASHER, 17 FLAT ZINC	F81058-1	6
6	BOLT, M16x195 HEX HEAD ZINC	F81006-44	1
7	RING, LT70/300 VERTICAL SIDE SUPPORT ZINC-PLATED	094004-1	4
8	BUSHING, 5040BS SELF-LUBRICATING	088660	4
9	RING, W62 INSIDE RETAINING	F81090-1	4



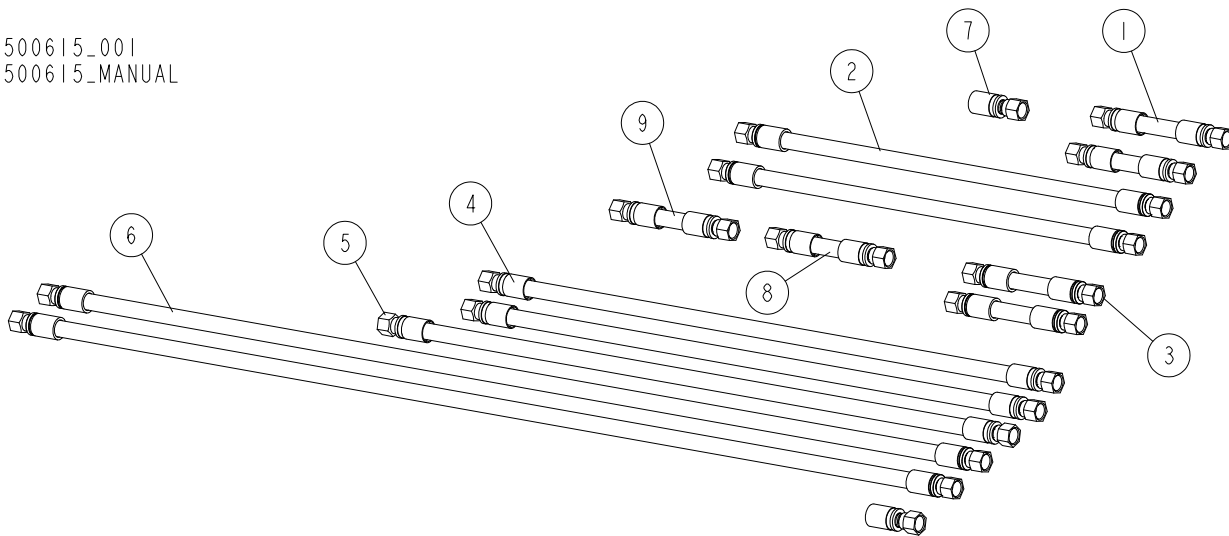
# LT70H HYDRAULIC SYSTEM

## Hydraulic Log Side Supports

10	PIN WELDMENT, VERTICAL SIDE SUPPORT ZINC-PLATED	091197-1	2	
11	WASHER, 10.5 FLAT ZINC	F81055-1	4	
12	BOLT, DIN 933-M10X30 8.8-A2E HEX HEAD	F81003-111	2	
13	BOLT, ISO 4017 M20X150 8.8 ZINC-PLATED	F81007-3	2	
14	NUT, M20-8 HEX ZINC	F81037-1	4	
15	WASHER, 20.5 SPLIT LOCK ZINC	F81059-1	2	
16	FITTING, M6 STRAIGHT GREASE	086280	4	
17	BOLT, M16x160-8.8 HEX HEAD ZINC	F81006-20	2	
18	NUT, M16-8 HEX NYLON ZINC LOCK	F81036-2	3	
19	CYLINDER, 28/150 1/4 NPT PORT HYDRAULIC	094002	1	
20	LINK WELDMENT, WM3000 VERTICAL SIDE SUPPORT	094016-1	1	
21	NUT, M10-8-B HEX NYLON ZINC LOCK	F81033-1	2	
22	FITTING, 3/8JIC-1/4NPT 90L	015491	2	
	<b>SUPPORT, WM3000/3500 SUPER VERTICAL SIDE</b>	<b>508630</b>	<b>2</b>	
1a	BLOCK WELDMENT, WM3000/3500 ROD GUIDE	508622-1	1	
2	ROD WELDMENT, WM3000/3500 CHROMIUM PLATED	508623-1	1	
3	ROLLER, LT70/300 VERTICAL SIDE SUPPORT ZINC-PLATED	094013-1	2	
4	BUSHING, LT70/300 VERICAL SIDE SUPPORT BRONZE	094012	2	
5	WASHER, 17 FLAT ZINC	F81058-1	6	
6	BOLT, M16x195 HEX HEAD ZINC	F81006-44	1	
7	RING, LT70/300 VERTICAL SIDE SUPPORT ZINC-PLATED	094004-1	4	
8	BUSHING, 5040BS SELF-LUBRICATING	088660	4	
9	RING, W62 INSIDE RETAINING	F81090-1	4	
10	PIN WELDMENT, VERTICAL SIDE SUPPORT ZINC-PLATED	091197-1	2	
11	WASHER, 10.5 FLAT ZINC	F81055-1	4	
12	BOLT, M10x30-5.8 HEX HEAD FULL THREAD ZINC	F81003-2	2	
13	BOLT, ISO 4017 M20X150 8.8 ZINC-PLATED	F81007-3	2	
14a	NUT, M20-8 HEX ZINC	F81037-1	6	
15	WASHER, 20.5 SPLIT LOCK ZINC	F81059-1	2	
16	FITTING, M6 STRAIGHT GREASE	086280	4	
17	BOLT, M16x160-8.8 HEX HEAD ZINC	F81006-20	2	
18	NUT, M16-8 HEX NYLON ZINC LOCK	F81036-2	3	
19	CYLINDER, 28/150 1/4 NPT PORT HYDRAULIC	094002	1	
20	LINK WELDMENT, WM3000 VERTICAL SIDE SUPPORT	094016-1	1	
21	NUT, M10-8-B HEX NYLON ZINC LOCK	F81033-1	2	
22	FITTING, 3/8JIC-1/4NPT 90L	015491	2	
23	MOUNT WELDMENT, VERTICAL SIDE SUPPORT	531945-1	1	
24	PIN WELDMENT, VERTICAL SIDE SUPPORT ZINC-PLATED	091197-1	6	
25	WASHER, 10.5 FLAT ZINC	F81055-1	18	
26	BOLT, M10x30-5.8 HEX HEAD FULL THREAD ZINC	F81003-2	9	
27	NUT, M10-8-B HEX NYLON ZINC LOCK	F81033-1	9	
28	PIN WELDMENT, VERTICAL SIDE SUPPORT ZINC-PLATED	508624-1	3	
29	WASHER, 10.5 SPECIAL FLAT ZINC	F81055-6	3	
30	BOLT, DIN933-M10x20-8.8-A2E HEX HEAD	F81003-53	3	

**9.3 Hose Kit, AH2 R ST Hydraulic**

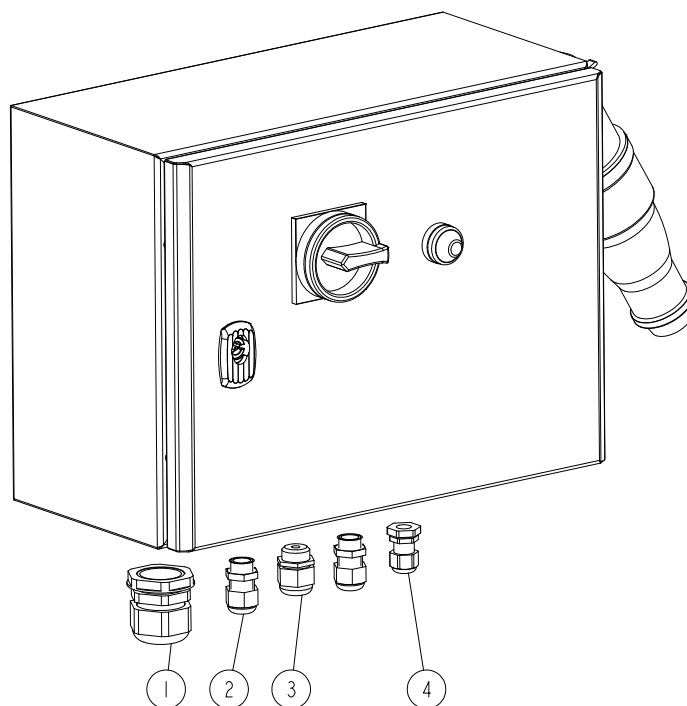
500615\_001  
500615\_MANUAL



REF.	DESCRIPTION (◆ indicates parts available in assemblies only)	PART NO.	QTY
-	<b>HOSE KIT, AH2 R ST HYDRAULIC</b>	500615	1
1	HYDRAULIC HOSES, AH2 - "M" FRAME	093099	1
2	HOSE, 2G 3/8X4,700 W9/16UNF-W9/16UNF HYDRAULIC	507225	2
3	HOSE, 2G 3/8X5,200 W9/16UNF-W9/16UNF HYDRAULIC	097067	2
4	HOSE, 2G 3/8X0.650 W9/16UNF-W9/16UNF HYDRAULIC	094597	2
5	HOSE, 2G 3/8X0.750 W9/16UNF-W9/16UNF HYDRAULIC	094596	1
6	HOSE, 2G 3/8X 1,105 W9/16UNF-W9/16UNF HYDRAULIC	506963	2
7	HOSE, 2G3/8X1.200 W9/16UNF-W9/16UNF HYDRAULIC	097068	1
8	HOSE, 2T1/4X4.100 W7/16UNF-W7/16UNF HYDRAULIC	089861	1
9	HOSE, 2T1/4X3.950 W7/16UNF-W7/16UNF HYDRAULIC	089863	1

## 9.4 Electrical Box, AC Hydraulics

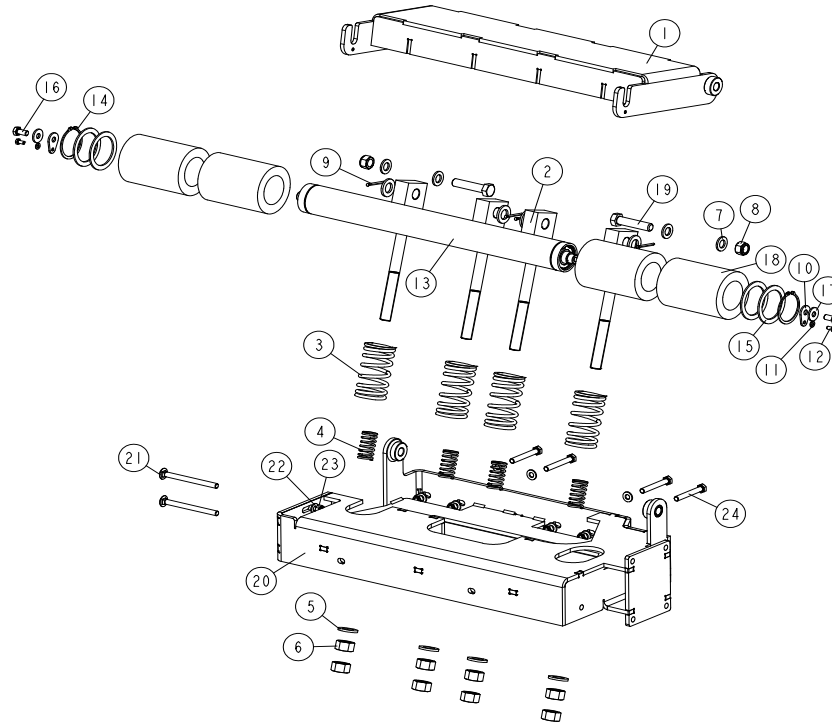
557003\_001  
 557003\_MANUAL



REF.	DESCRIPTION (◆ indicates parts available in assemblies only)	PART NO.	QTY	
-	<b>BOX, AC ELECTRICAL</b>	557003-H	1	
1	GLAND, PG29 CABLE	F81096-1	1	
2	GLAND, DW11/H CABLE	085388	2	
3	GLAND, DP 13/H CABLE	F81096-4	1	
4	GLAND, DP 9/H CABLE	F81069-2	1	

### 9.5 Shock Absorber Assembly - Option for Sawmills Equipped with Hydraulics

550191\_001  
550191\_MANUAL



REF	DESCRIPTION (u indicates parts available in assemblies only)	PART #	QTY
-	<b>SHOCK ABSORBER, SHORT</b>	550191	1
-	SHORT ROLLER, SHOCK ABSORBER	550192	1
1	ROLLER PLATE, SHOCK ABSORBER	550189-1	1
2	ROD WELDMENT, BUMPER SPRING	510818-1	4
3	SPRING, 110X46X6.5 CUSHION	510815	4
4	SPRING, 60X23X3	088992	4
5	WASHER, 21 FLAT ZINC	F81059-2	8
6	NUT, M20-8- HEX ZINC	F81037-1	8
7	WASHER, 17 FLAT ZINC	F81058-1	4
8	NUT, M16,HEX, NYLON ZINC LOCK	F81036-2	2
9	PIN, 4X30 COTTER ZINC-PLATED	F81043-22	4
10	WASHER, WM4000 ROLLER MOUNTING	510874-1	2
11	WASHER, 6.4 FLAT ZINC	F81053-1	2
12	BOLT, M6X12-8.8 HEX HEAD FULL THREAD ZINC	F81001-7	2
-	ROLLER W/RUBBER BUSHING	527048	1
13	ROLLER, FRAME M/S	527044-1	1
14	RING, Z60 OUTSIDE RETAINING	F81090-62	2
15	RING, 61/80X3 SPACER	515895	4
16	BOLT, M10X20-5.8 HEX HEAD FULL THREAD ZINC	F81003-1	2
17	WASHER,10.5 ZINC FLAT SPECIAL	F81055-6	2



# LT70H HYDRAULIC SYSTEM

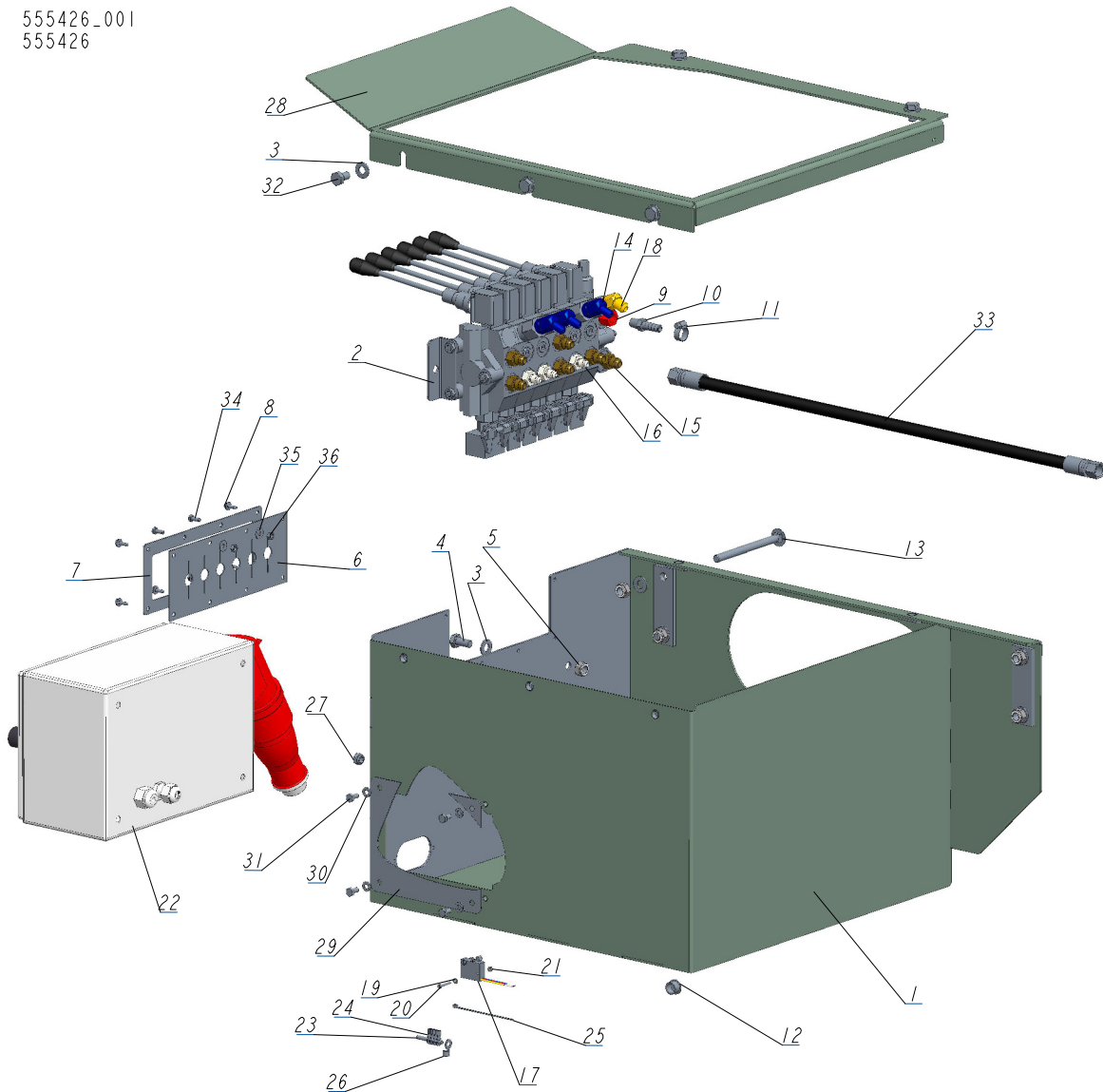
## *Shock Absorber Assembly - Option for Sawmills Equipped with Hydraulics*

---

REF	DESCRIPTION (u indicates parts available in assemblies only)	PART #	QTY	
18	ROLLER, RUBBER	517493	4	
19	BOLT, M1 6X75-8.B-B HEX HEAD FULL THREAD	F81006-10	2	
20	FRAME, SHORT TABLE	550187-1	1	
21	BOLT, M10X125 8.8 CARRIAGE ZINC	F81003-34	2	
22	WASHER, 10.5 FLAT ZINC	F81055-1	10	
23	NUT, M10-8-B HEX NYLON ZINC LOCK	F81033-1	6	
24	BOLT, M10X75-8.8 HEX HEAD ZINC	F81003-15	4	

## 9.6 Front Box 555426

555426\_001  
555426

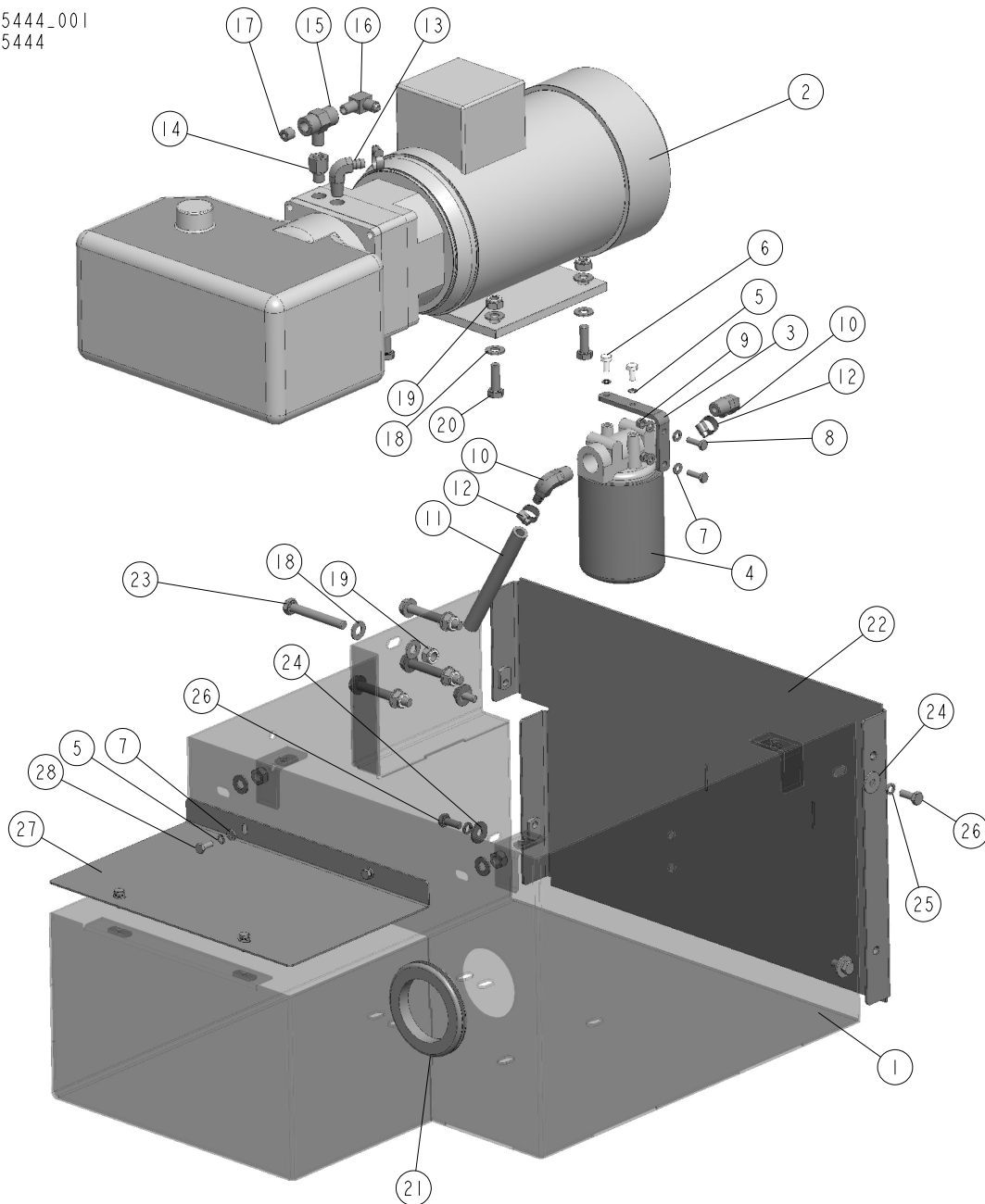


REF.	DESCRIPTION (◆ indicates parts available in assemblies only)	PART NO.	QTY
-	<b>BOX, FRONT 10 SECTIONS AH5/AH7/LT20</b>	555462	1
1	BOX, FRONT WLDMT/PTD	555443-1	1
2	VALVE, 10 SECTION HDS11/10-6	091344	1
3	WASHER, 10,5 FLAT ZINC	F81055-1	11
4	BOLT, M10X20-8.8 HEX HEAD FULL THREAD ZINC	F81003-1	2
5	NUT, M108-B HEX NYLON ZINC LOCK	F81033-1	6
6	GUARD, HYDRAULIC VALVE 10-SECTION RUBBER	091739	1
7	PLATE, RUBBER COVER MOUNT	091826-1	1
8	BUSHING, 15.9 UB625 CONDUIT	086816	1
9	BOLT, M10X125 CARRIAGE	F81003-34	2
10	FITTING, 6SAE MALE-1/4NPT FEMALE	014686	1
11	FITTING, 1/4NPT-3/8 BARB	014685	1
12	CLAMP, 11/16 WORM	061807	1

REF.	DESCRIPTION (◆ indicates parts available in assemblies only)	PART NO.	QTY
13	BOLT, #10-24X1/2 SELF TAP	F05015-7	8
14	SWITCH, 2A 125V R-LEVER NO/NC/COM	014765	1
15	WASHER, 3.2-FLAT ZINC	F81050-2	2
16	BOLT, M3X20-5.8-A-PAN HEAD ZINC	F81000-8	2
17	NUT, M3-6-HEX NYLON ZINC LOCK	F81028-2	2
18	FITTING, #6SAE 45 DEG ELBOW	015489	1
19	FITTING, #4SAE-#6SAE 45 DEG ELBOW	015488	7
20	FITTING, 3/8 O-RING-3/8JIC	014687	6
21	FITTING, 1/4JIC-3/8 O-RING	P26284	7
22	BOX, LT20 ELECTRIC	553523	1
23	NUT, M8-8-B-HEX NYLON ZINC LOCK	F81032-2	2
24	CABLE, OLFLEX CLASIC 400P 4G2,5	R80585-6	1
25	TERMINAL, 5MM RING 2,5MM2 PLAIN	F81064-1	4
26	CABLE TIE, PLASTIC	F81082-4	1
27	BOLT, M5X12 8.8 HEX HEAD FULL THREAD ZINC	F81000-5	4
28	WASHER, 5.5 FLAT ZINC SPECIAL	F81052-3	4
29	NUT, M5 8 HEX ZINC	F81030-1	4
30	COVER, FRONT BOX TOP	555440-1	1
31	CAP	555383-1	1
32	BOLT, M10X16-8.8 HEX HEAD FULL THREAD ZINC	F81003-13	5
33	WASHER, 6.4 FLAT ZINC	F81053-1	4
34	BOLT, M6X12 8.8 HEX HEAD FULL THREAD ZINC	F81001-7	4
35	PHD 2T3/8X6.80 W9/16UNF-W9/16UNF	555366	1



## 9.7 Rear Box, 555444

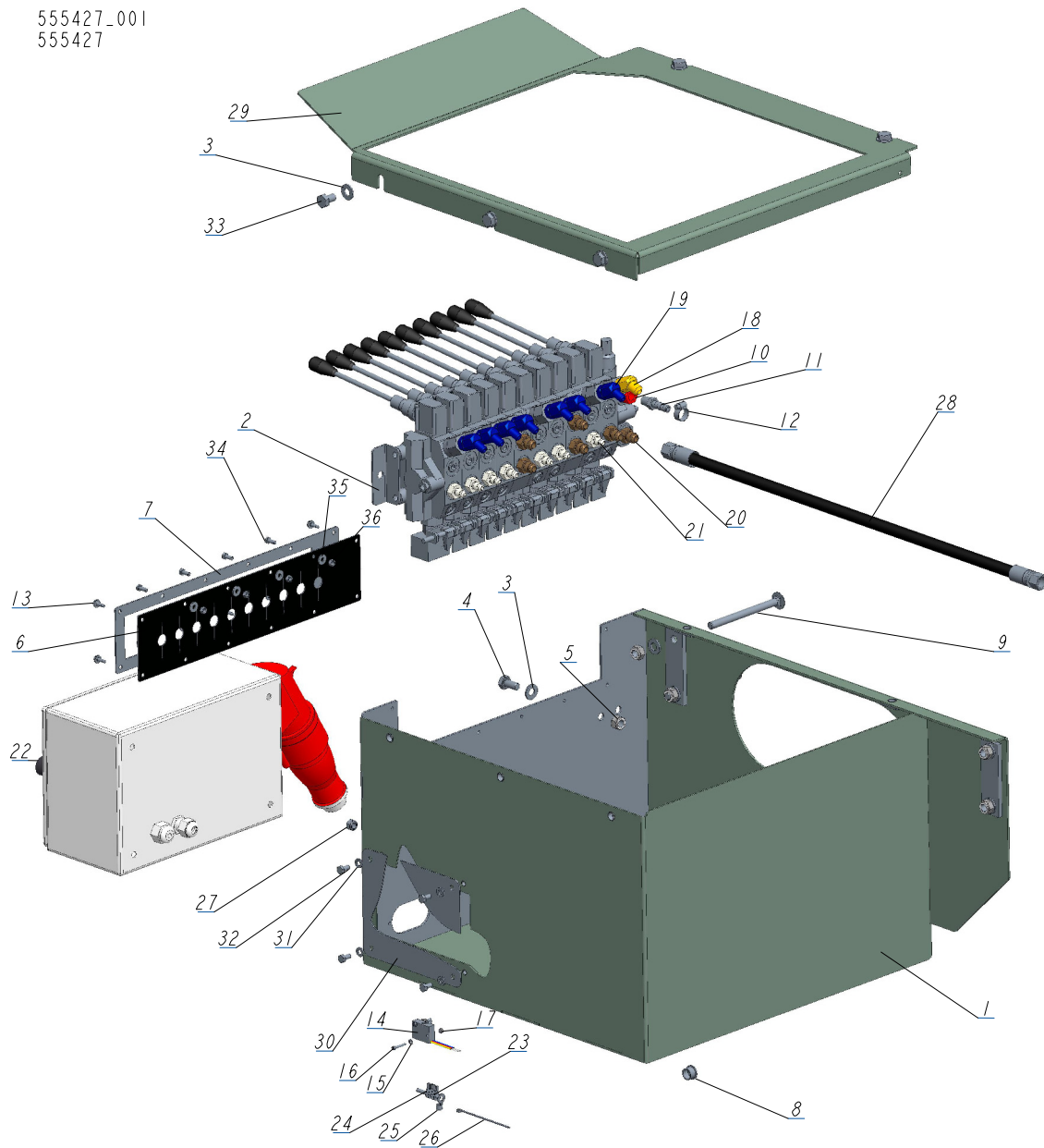
555444\_001  
555444

REF.	DESCRIPTION (◆ indicates parts available in assemblies only)	PART NO.	QTY
-	<b>BOX, LT20/40/70/AH/AHP REAR - COMPLETE</b>	555444	1
1	BOX, REAR WLDMT/PTD	555446-1	1
2	HYDRAULIC PUMP W/MOTOR, AC-4KW, (Q=14,5L/MIN.)	500958	1
3	BRACKET, OIL FILTER	550029-1	1
4	MANIFOLD, W/FILTER	P22683	1
5	WASHER, Z 6.1 SPLIT LOCK	F81053-3	6
6	BOLT, 1/4-20X1/2 HEX HEAD	F05005-15	2
7	WASHER, 6.4 FLAT ZINC	F81053-1	8
8	BOLT, M6X20 8.8 HEX HEAD FULL THREAD ZINC	F81001-2	2
9	NUT, M6-8-B-HEX NYLON ZINC LOCK	F81031-2	2

REF.	DESCRIPTION (◆ indicates parts available in assemblies only)	PART NO.	QTY
10	FITTING, 1/2NPT-3/8 BARB ELBOW	P12707	2
11	PRZEWÓD HYDRA. NISKOCIŚN. 3/8".	R01892-1	1
12	CLAMP, 11/16 WORM	061807	3
13	FITTING, 3/8NPT-3/8 BARB ELBOW	P12708	1
14	FITTING, 6SAE MALE-1/4NPT FEMALE	014686	1
15	FITTING, 1/4 BRANCH TEE	015486	1
16	FITTING, 3/8JIC-1/4NPT 90L	015491	1
17	PLUG, 1/4-18 NPT BLANK	096221	1
18	WASHER, 10,5 FLAT ZINC	F81055-1	18
19	NUT, M10-8-B HEX NYLON ZINC LOCK	F81033-1	10
20	BOLT, DIN933-M10X30-8.8-A2E HEX HEAD FULL THREAD ZINC	F81003-111	4
21	COVER, DIA. 80MM RUBBER	089293	1
22	PLATE, SIDE WLDMT/PTD	555450-1	1
23	BOLT, M10X75-8.8 HEX HEAD ZINC	F81003-15	4
24	WASHER, ISO 7093-1-8-200 HV-A2E.	F81054-11	4
25	WASHER, 8.2 SPECIAL FLAT ZINC	F81054-4	4
26	BOLT, M8X20 8.8 HEX HEAD FULL THREAD ZINC	F81002-4	4
27	COVER, REAR	555452-1	1
28	BOLT, M6X16-8.8-HEX HEAD FULL THREAD ZINC	F81001-15	4

### 9.8 Front Box 555427

555427-001  
555427

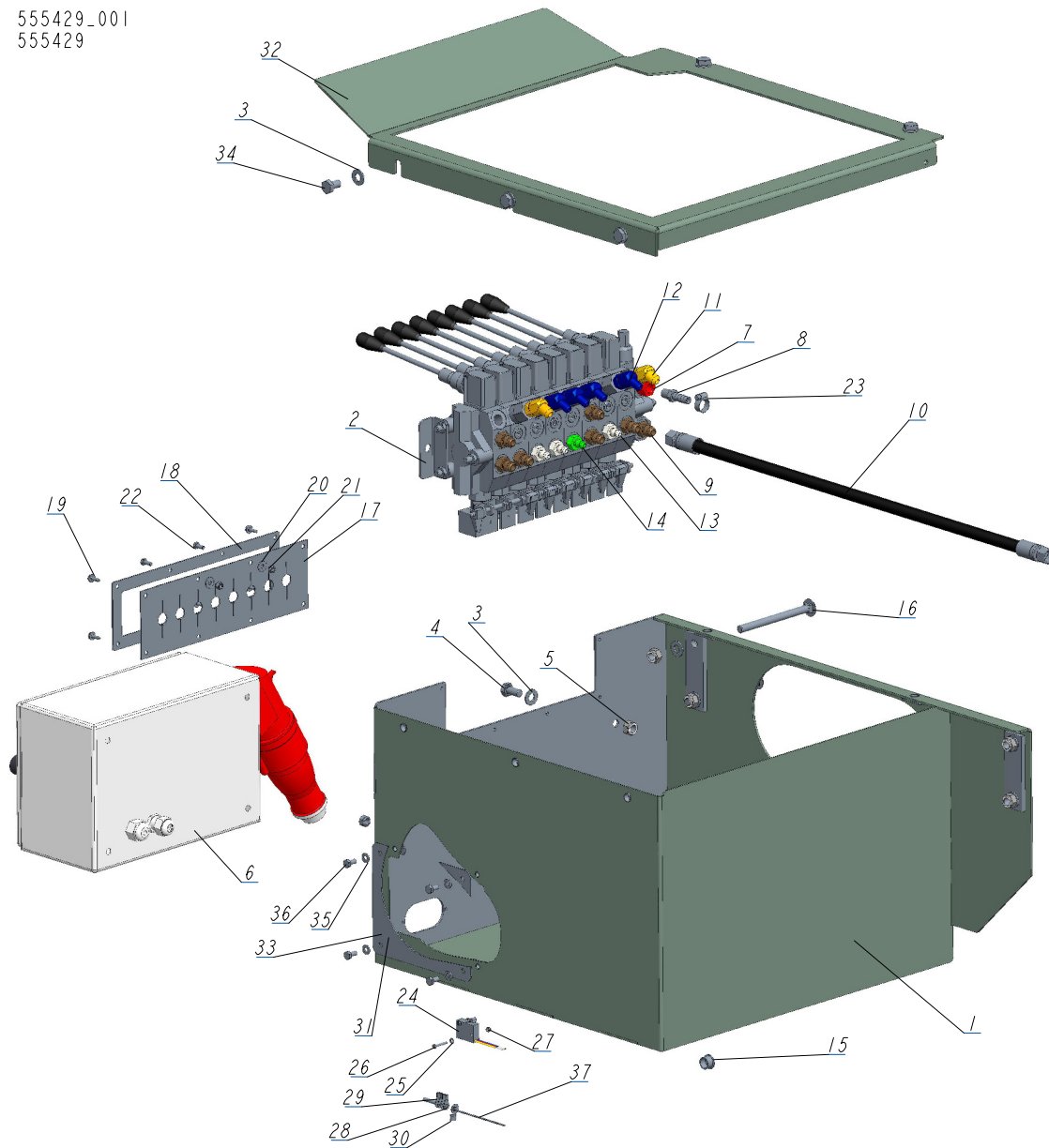


REF.	DESCRIPTION (◆ indicates parts available in assemblies only)	PART NO.	QTY
-	<b>FRONT BOX, 10 SECTIONS AH5/AH7/LT40/70</b>	555427	1
1	BOX, FRONT WLDMT/PTD	555443-1	1
2	VALVE, 10 SECTION HDS11/10-6	091344	1
3	WASHER, 10,5 FLAT ZINC	F81055-1	11
4	BOLT, ISO 4017-M10X20-8.8-A2E HEX HEAD	F81003-53	2
5	NUT, M10 HEX NYLON ZINC LOCK	F81033-1	6
6	GUARD, RUBBER HYDRAULIC VALVE 10-SECTION	091739	1
7	PLATE, RUBBER COVER MOUNT	091826-1	1
8	BUSHING, 15.9 UB625 CONDUIT	086816	1
9	BOLT, M10X125 CARRIAGE	F81003-34	2
10	FITTING, 6SAE MALE-1/4NPT FEMALE	014686	1
11	FITTING, 1/4NPT-3/8 BARB	014685	1

REF.	DESCRIPTION (◆ indicates parts available in assemblies only)	PART NO.	QTY
12	CLAMP, 11/16 WORM	061807	1
13	#10-24X1/2 SLF TP SC	F05015-7	8
14	SWITCH, 2A 125V R-LEVER NO/NC/COM	014765	1
15	WASHER, 3.2-FLAT ZINC	F81050-2	2
16	BOLT, M3X20-5.8-A-PAN HEAD	F81000-8	2
17	NUT, M3-6-HEX NYLON ZINC LOCK	F81028-2	2
18	FITTING, #6SAE 45 DEG ELBOW	015489	1
19	FITTING, #4SAE-#6SAE 45 DEG ELBOW	015488	7
20	FITTING, 3/8 O-RING-3/8JIC	014687	6
21	FITTING, 1/4JIC-3/8 O-RING	P26284	7
22	ELECTRIC BOX, LT40/70 HYDRAULIC	566251	1
	DOOR, 566251 200x300x150 ELECTRIC BOX	084686	1
23	CABLE, OLFLEX CLASIC 400P 4G2,5	R80585-6	1
24	TERMINAL, 5MM RING 2,5MM2 PLAIN	F81064-1	4
25	TERMINAL, 1/4 18GA RING NI LOOSE	F05092-7	1
26	TIE, PLASTIC CABLE	F81082-4	1
27	NUT, M8-8-B-HEX NYLON ZINC LOCK	F81032-2	4
28	PHD 2T3/8X6.80 W9/16UNF-W9/16UNF	555366	1
29	COVER, FRONT BOX TOP	555440-1	1
30	CAP	555383-1	1
31	WASHER, 6.4 FLAT ZINC	F81053-1	4
32	BOLT, M6X12 8.8 HEX HEAD FULL THREAD ZINC	F81001-7	4
33	BOLT, M10X16-8.8 HEX HEAD FULL THREAD ZINC	F81003-13	5
34	BOLT, M5X12 8.8 HEX HEAD FULL THREAD ZINC	F81000-5	4
35	WASHER, 5.5 FLAT ZINC SPECIAL	F81052-3	4
36	NUT, M5 8 HEX NYLON ZINC LOCK	F81030-1	4

### 9.9 Front Box, 555429

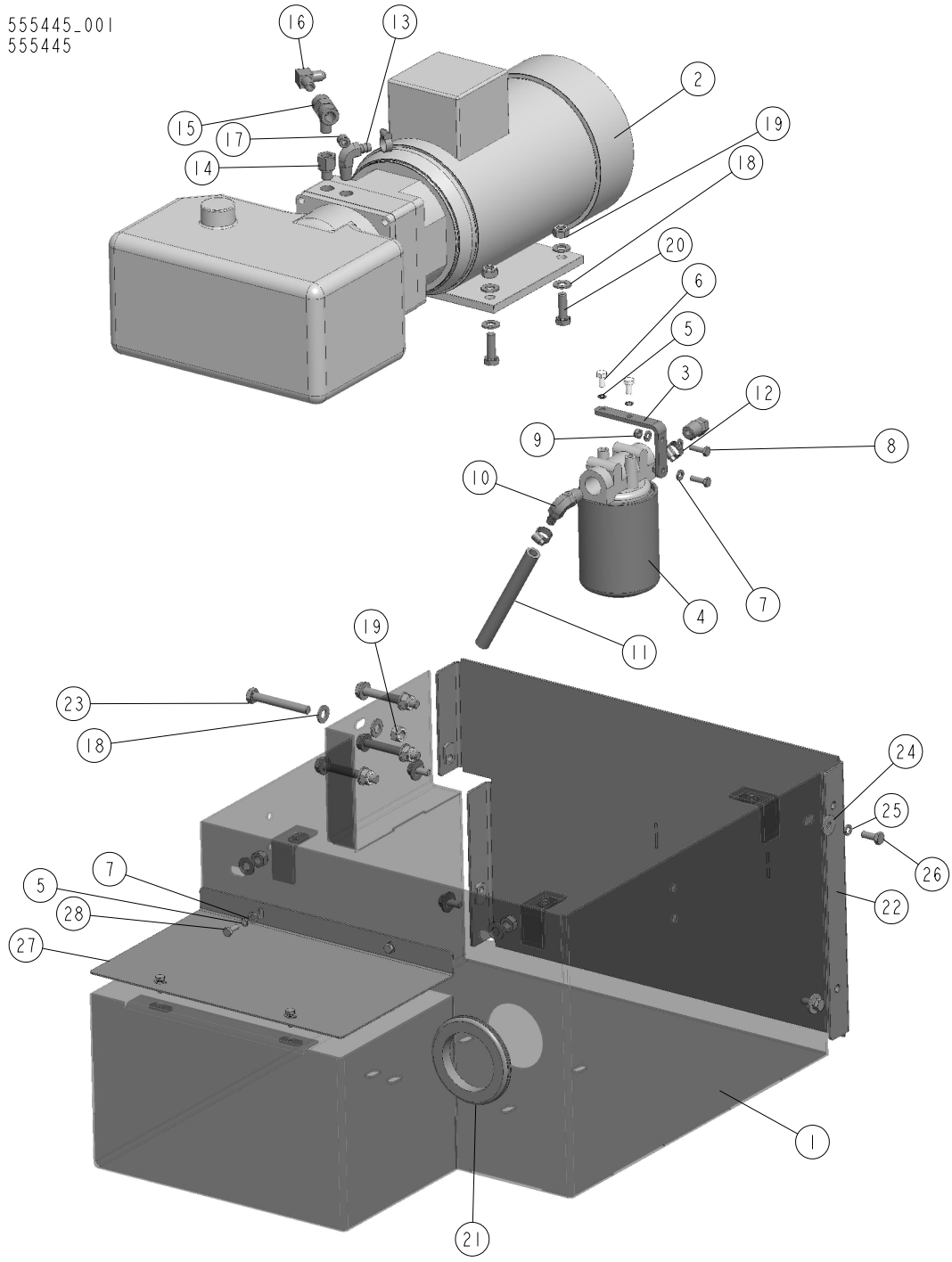
555429\_001  
555429



REF.	DESCRIPTION (◆ indicates parts available in assemblies only)	PART NO.	QTY
-	<b>FRONT BOX, AHS3/LT40/70 - COMPLETE</b>	555429	1
1	BOX, FRONT WLDMT/PTD.	555436-1	1
2	VALVE, 8 SECTION HDS11/10-6	545672	1
3	WASHER, 10,5 FLAT ZINC	F81055-1	11
4	BOLT, ISO 4017-M10X20-8.8-A2E. HEX HEAD	F81003-53	2
5	NUT, M10 HEX NYLON ZINC LOCK	F81033-1	6
6	ELECTRIC BOX, LT40/70 HYDRAULIC	566251	1
	ELECTRIC BOX DOOR 566251 200x300x150	084686	1
7	FITTING, 6SAE MALE-1/4NPT FEMALE	014686	1
8	FITTING, 1/4NPT-3/8 BARB	014685	1
9	FITTING, 3/8 O-RING-3/8JIC	014687	7
10	PHD 2T3/8X6.80 W9/16UNF-W9/16UNF	555366	1

REF.	DESCRIPTION (◆ indicates parts available in assemblies only)	PART NO.	QTY
11	FITTING, #6SAE 45 DEG ELBOW	015489	2
12	FITTING, #4SAE-#6SAE 45 DEG ELBOW	015488	4
13	FITTING, 1/4JIC-3/8 O-RING	P26284	3
14	ZN-140 UNF9/16-18/7/16-20	555134	1
15	BUSHING, 15.9 UB625 CONDUIT	086816	1
16	BOLT, M10X125 CARRIAGE	F81003-34	2
17	GUARD, 8-SECTION HYDRAULIC VALVE RUBBER	545673	1
18	COVER, 8-SECTION VALVE GUARD	545674-1	1
19	BOLT, #10-24X1/2 SELF TAP	F05015-7	6
20	WASHER, 5.5 FLAT ZINC SPECIAL	F81052-3	2
21	NUT, M5 8 HEX ZINC	F81030-1	2
22	BOLT, M5X12-5.8 HEX HEAD FULL THREAD ZINC	F81000-5	2
23	CLAMP, 11/16 WORM	061807	1
24	SWITCH, 2A 125V R-LEVER NO/NC/COM	014765	1
25	WASHER, 3.2-FLAT ZINC	F81050-2	2
26	BOLT, M3X20-5.8-A-PAN HEAD	F81000-8	2
27	NUT, M3-6-HEX NYLON ZINC LOCK	F81028-2	2
28	CABLE, OLFLEX CLASIC 400P 4G2,5	R80585-6	1
29	TERMINAL, 5MM RING 2,5MM2 PLAIN	F81064-1	4
30	TERMINAL, 1/4 18GA RING NI LOOSE	F05092-7	1
31	NUT, M8-8-B-HEX NYLON ZINC LOCK	F81032-2	4
32	COVER, FRONT BOX TOP	555440-1	1
33	CAP	555383-1	1
34	BOLT, M10X16-8.8 HEX HEAD FULL THREAD ZINC	F81003-13	5
35	WASHER, 6.4 FLAT ZINC	F81053-1	4
36	BOLT, M6X12 8.8 HEX NYLON ZINC LOCK	F81001-7	4
37	CABLE TIE, PLASTIC	F81082-4	1

### 9.10 Rear Box, 555445



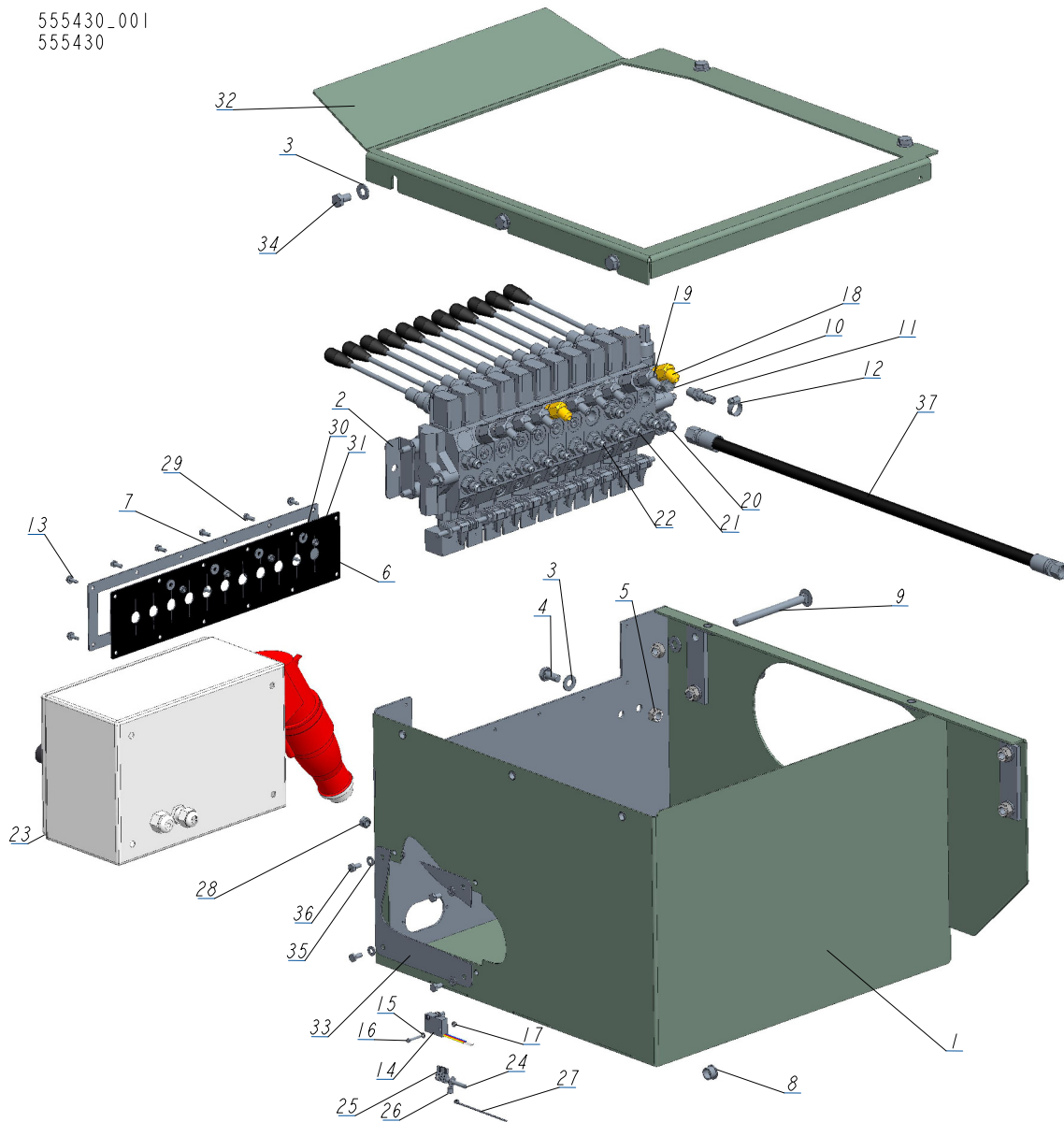
REF.	DESCRIPTION (◆ indicates parts available in assemblies only)	PART NO.	QTY
-	<b>BOX, REAR LT40/70/AHS - COMPLETE</b>	555445	1
1	BOX, REAR WLDMT/PTD. SPAW./MALOW.	555446-1	1
2	PUMP, AC 5,5KW 18.5L/MIN HYDRAULIC W/MOTOR	517840	1
3	BRACKET, OIL FILTER	550029-1	1
4	MANIFOLD, W/FILTER	P22683	1
5	WASHER, Z 6.1 SPLIT LOCK ZINC	F81053-3	6
6	BOLT, 1/4-20X1/2 HEX HEAD	F05005-15	2

REF.	DESCRIPTION (◆ indicates parts available in assemblies only)	PART NO.	QTY
7	WASHER, 6.4 FLAT ZINC	F81053-1	8
8	BOLT, M6X20 8.8 HEX HEAD FULL THREAD ZINC	F81001-2	2
9	NUT, M6-8-B-HEX NYLON ZINC LOCK	F81031-2	2
10	FITTING, 1/2NPT-3/8 BARB ELBOW	P12707	2
11	HOSE, 3/8" HYDRAULIC (LOW PRESSURE)	R01892-1	1
12	CLAMP, 11/16 WORM	061807	3
13	FITTING, 3/8NPT-3/8 BARB ELBOW	P12708	1
14	FITTING, 6SAE MALE-1/4NPT FEMALE	014686	1
15	FITTING, 1/4 BRANCH TEE	015486	1
16	FITTING, 3/8JIC-1/4NPT 90L	015491	1
17	PLUG, 1/4" NPT BLANK	096221	1
18	WASHER, 10,5 FLAT ZINC	F81055-1	18
19	NUT, M10 HEX NYLON ZINC LOCK	F81033-1	10
20	BOLT, DIN933-M10X30-8.8-A2E HEX HEAD	F81003-111	4
21	COVER, DIA.80MM RUBBER	089293	1
22	PLATE, SIDE WLDMT/PTD	555450-1	1
23	BOLT, M10X75-8.8 HEX HEAD ZINC	F81003-15	4
24	WASHER, ISO 7093-1-8-200 HV-A2E.	F81054-11	4
25	WASHER, 8.2 SPLIT LOCK ZINC	F81054-4	4
26	BOLT, M8X20 8.8 HEX HEAD FULL THREAD ZINC	F81002-4	4
27	COVER, REAR	555452-1	1
28	BOLT, M6X16-8.8-HEX HEAD FULL THREAD ZINC	F81001-15	4



### 9.11 Front Box 555430

555430\_001  
555430

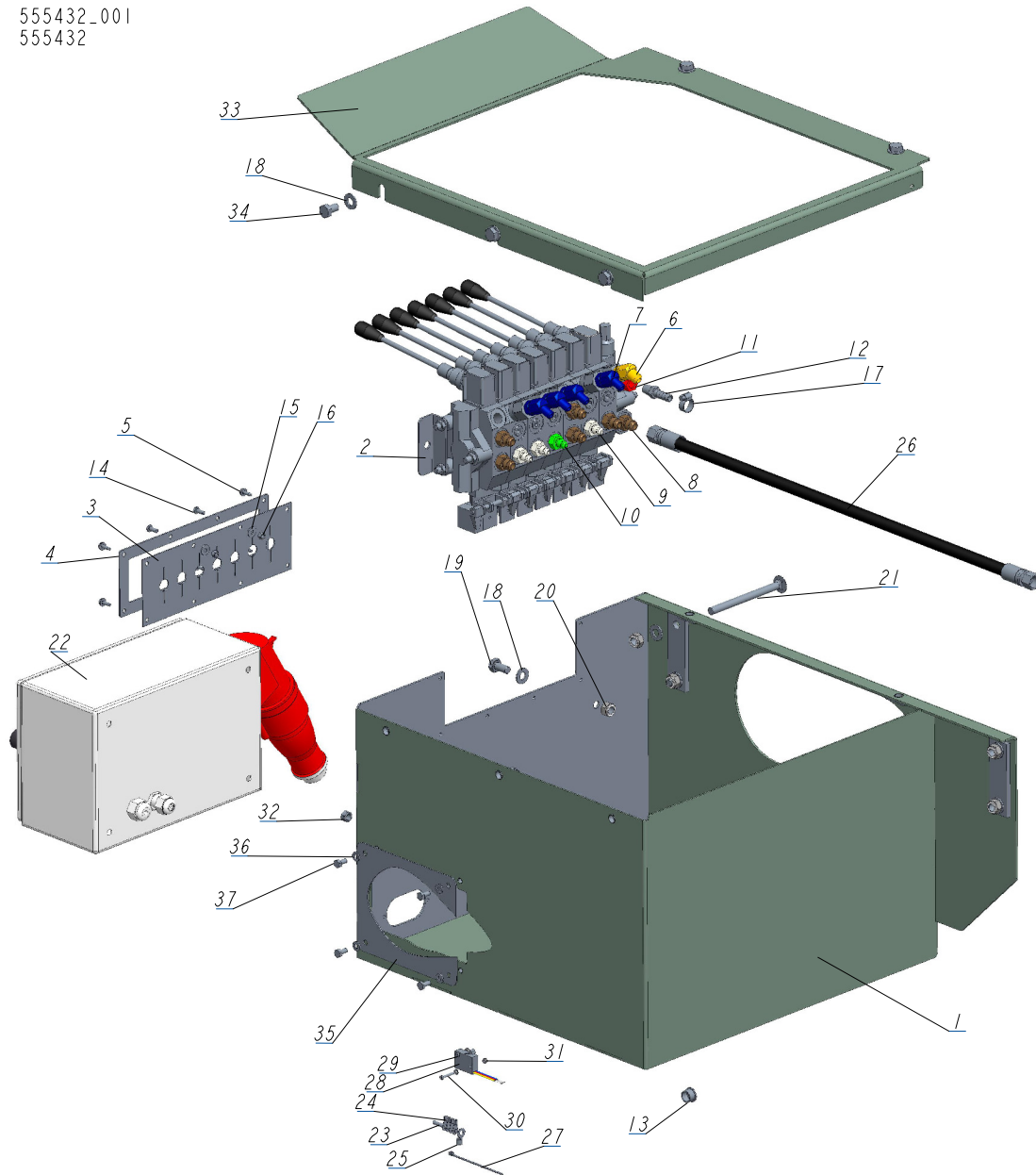


REF.	DESCRIPTION (◆ indicates parts available in assemblies only)	PART NO.	QTY
-	<b>FRONT BOX 11SEC. AHS5/LT40/70</b>	555430	1
1	BOX, FRONT	555443-1	1
2	VALVE, 11-SECTION HDS11/10 HYDRAULIC	510568_	1
3	WASHER, 10,5 FLAT ZINC	F81055-1	11
4	BOLT, ISO 4017-M10X20-8.8-A2E HEX HEAD	F81003-53	2
5	NUT, M10 HEX NYLON ZINC LOCK	F81033-1	6
6	COVER, 11-SECTION VALVE RUBBER	518926	1
7	COVER, 11-SECTION VALVE GUARD PTD	510571-1	1
8	BUSHING, 15.9 UB625 CONDUIT	086816	1
9	BOLT, M10X125 CARRIAGE	F81003-34	2
10	FITTING, 6SAE MALE-1/4NPT FEMALE	014686	1
11	FITTING, 1/4NPT-3/8 BARB	014685	1

REF.	DESCRIPTION (◆ indicates parts available in assemblies only)	PART NO.	QTY
12	CLAMP, 11/16 WORM	061807	1
13	BOLT, #10-24X1/2 SLF TP SC	F05015-7	8
14	SWITCH, 2A 125V R-LEVER NO/NC/COM	014765	1
15	WASHER, 3.2-FLAT ZINC	F81050-2	2
16	SCREW, M3X20-5.8-A-PAN HEAD ZINC	F81000-8	2
17	NUT, M3-6-HEX NYLON ZINC LOCK	F81028-2	2
18	FITTING, #6SAE 45 DEG ELBOW	015489	2
19	FITTING, #4SAE-#6SAE 45 DEG ELBOW	015488	7
20	FITTING, 3/8 O-RING-3/8JIC	014687	7
21	FITTING, 1/4JIC-3/8 O-RING	P26284	6
22	ZN-140 UNF9/16-18/7/16-20	555134	1
23	ELECTRIC BOX, LT40/70 HYDRAULIC	566251	1
	DOOR, 566251 200x300x150 ELECTRIC BOX	084686	1
24	CABLE, OLFLEX CLASIC 400P 4G2,5	R80585-6	1
25	TERMINAL, 5MM RING 2,5MM2 PLAIN	F81064-1	4
26	TERMINAL, 1/4 18GA RING NI LOOSE	F05092-7	1
27	CABLE TIE, PLASTIC	F81082-4	1
28	NUT, M8-8-B-HEX NYLON ZINC LOCK	F81032-2	4
29	BOLT, M5X12-5.8 HEX HEAD FULL THREAD ZINC	F81000-5	4
30	WASHER, 5.5ZINC LOCK SPECIAL	F81052-3	4
31	NUT, M5 8 HEX ZINC	F81030-1	4
32	COVER, FRONT BOX TOP	555440-1	1
33	CAP	555383-1	1
34	BOLT, M10X16-8.8 HEX HEAD FULL THREAD ZINC	F81003-13	5
35	WASHER, 6.4 FLAT ZINC	F81053-1	4
36	BOLT, M6X12 8.8 HEX HEAD FULL THREAD ZINC	F81001-7	4
37	PHD 2T3/8X6.80 W9/16UNF-W9/16UNF	555366	1

### 9.12 Front Box 555432

555432\_001  
555432

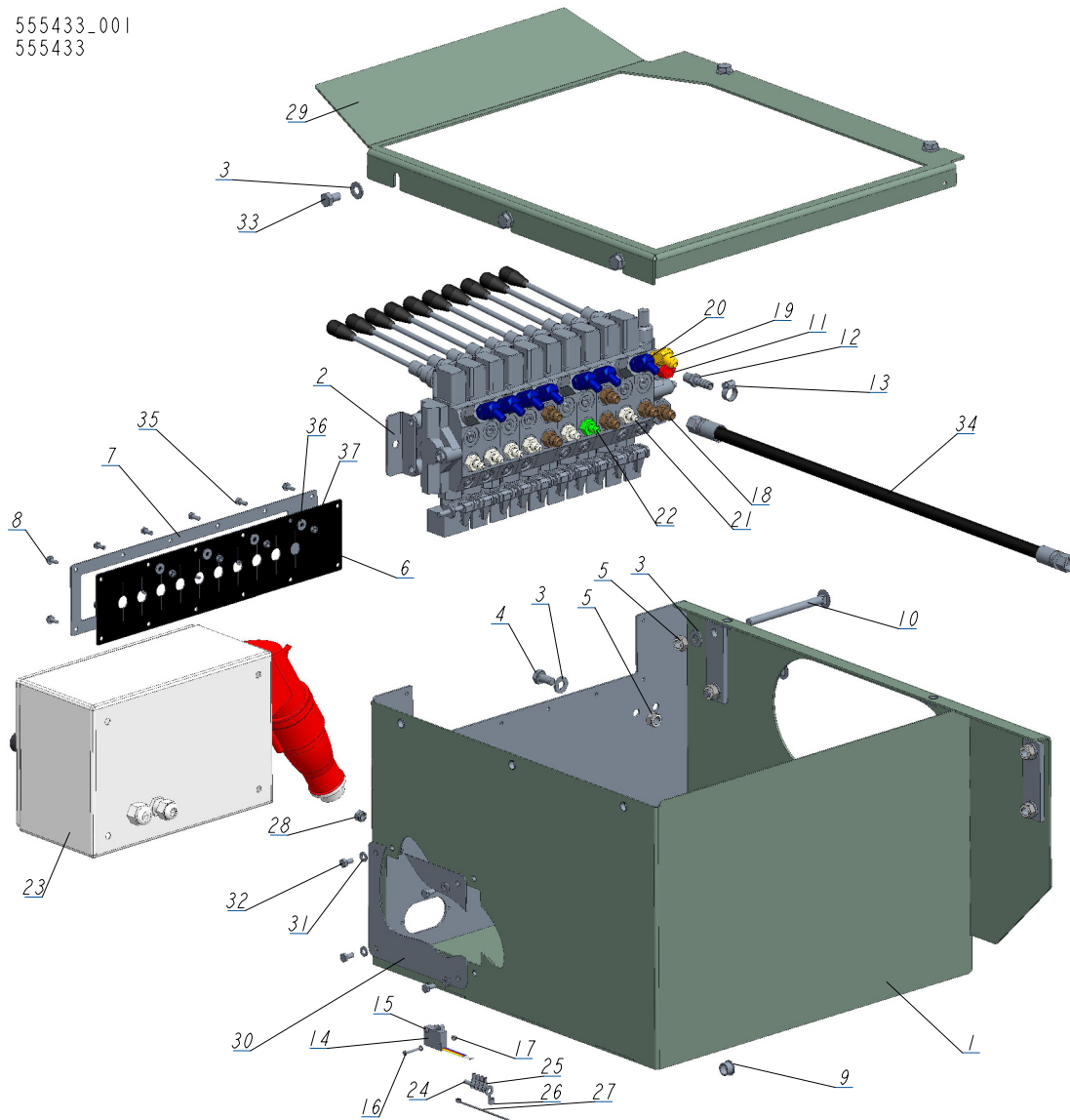


REF.	DESCRIPTION (◆ indicates parts available in assemblies only)	PART NO.	QTY
-	<b>FRONT BOX, 7 SECTIONS, AHP3/LT40/70</b>	555432	1
1	BOX, FRONT WLDMT/PTD	555464-1	1
2	VALVE, 7-SECTION DC HYDRAULIC	545657	1
3	COVER, RUBBER (7 SECTIONS), GUARD	510566	1
4	PLATE, RUBBER COVER MOUNT	510567-1	1
5	BOLT, #10-24X1/2 SELF TAP SC	F05015-7	6
6	FITTING, #6SAE 45 DEG ELBOW	015489	1
7	FITTING, #4SAE #6SAE 45 DEG ELBOW	015488	4
8	FITTING, 3/8 O-RING-3/8JIC	014687	6
9	FITTING, 1/4JIC-3/8 O-RING	P26284	3
10	ZN-140 UNF9/16-18/7/16-20	555134	1
11	FITTING, 6SAE MALE-1/4NPT FEMALE	014686	1

REF.	DESCRIPTION (◆ indicates parts available in assemblies only)	PART NO.	QTY
12	FITTING, 1/4NPT-3/8 BARB	014685	1
13	BUSHING, 15.9 UB625 CONDUIT	086816	1
14	BOLT, M5X12-5.8 HEX HEAD FULL THREAD ZINC	F81000-5	2
15	WASHER, 5.5 SPECIAL ZINC LOCK	F81052-3	2
16	NUT, M5 8 HEX ZINC	F81030-1	2
17	CLAMP, 11/16 WORM	061807	1
18	WASHER, 10,5 FLAT ZINC	F81055-1	11
19	BOLT, ISO 4017-M10X20-8.8-A2E HEX HEAD	F81003-53	2
20	NUT, M10HEX NYLON ZINC LOCK	F81033-1	6
21	BOLT, M10X125 8.8 CARRIAGE ZINC	F81003-34	2
22	BOX, ELECTRIC LT40/70 HYDRAULIC	566251	1
	DOOR, 566251 200x300x150 ELECTRIC BOX	084686	1
23	CABLE, OLFLEX CLASIC 400P 4G2,5	R80585-6	1
24	TERMINAL, 5MM RING 2,5MM2 PLAIN	F81064-1	4
25	TERMINAL, 1/4 18GA RING NI LOOSE	F05092-7	1
26	PHD 2T3/8X6.80 W9/16UNF-W9/16UNF	555366	1
27	CABLE TIE, PLASTIC	F81082-4	1
28	SWITCH, 2A 125V R-LEVER NO/NC/COM	014765	1
29	WASHER, 3.2-FLAT ZINC	F81050-2	2
30	SCREW, M3X20-5.8-A-PAN HEAD	F81000-8	2
31	NUT, M3-6-HEX NYLON ZINC LOCK	F81028-2	2
32	NUT, M8-8-B-HEX NYLON ZINC LOCK	F81032-2	4
33	COVER, FRONT BOX TOP	555440-1	1
34	BOLT, M10X16-8.8 HEX HEAD FULL THREAD ZINC	F81003-13	5
35	CAP	555383-1	1
36	WASHER, 6.4 FLAT ZINC	F81053-1	4
37	BOLT, M6X12 8.8 HEX HEAD FULL THREAD ZINC	F81001-7	4

### 9.13 Front Box, 555433

555433\_001  
555433

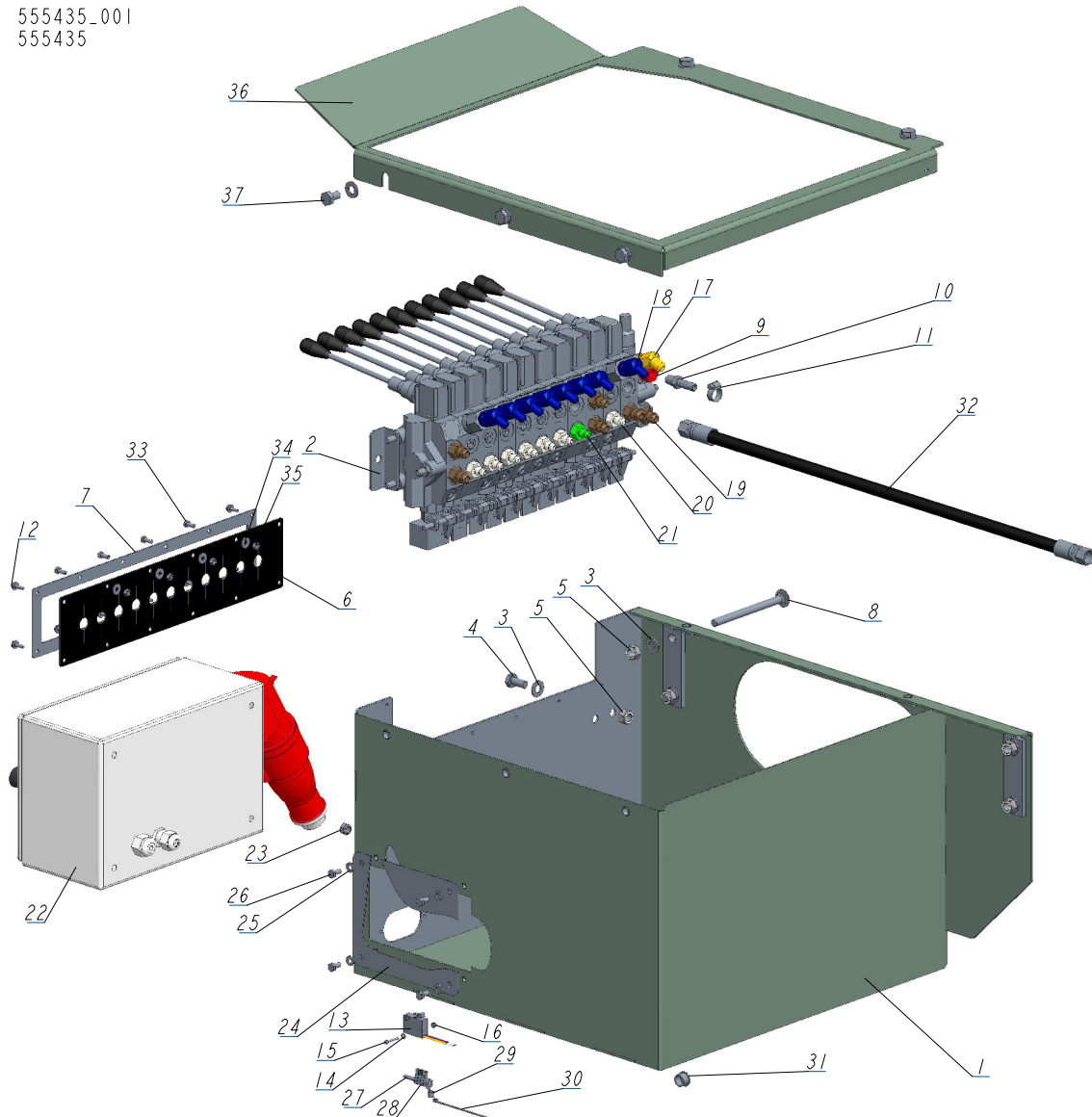


REF.	DESCRIPTION (◆ indicates parts available in assemblies only)	PART NO.	QTY
-	<b>BOX, FRONT 10 SECTIONS AHP5/LT40/70</b>	555433	1
1	BOX, FRONT WLDMT/PTD.	555443-1	1
2	VALVE, 10 SECTION HDS11/10-6	091344	1
3	WASHER, 10,5 FLAT ZINC	F81055-1	11
4	BOLT, ISO 4017-M10X20-8.8-A2E HEX HEAD	F81003-53	2
5	NUT, M10 HEX NYLON ZINC LOCK	F81033-1	6
6	GUARD, RUBBER HYDRAULIC VALVE 10-SECTION	091739	1
7	PLATE, RUBBER COVER MOUNT	091826-1	1
8	BOLT, #10-24X1/2 SELF TAP SC	F05015-7	8
9	BUSHING, 15.9 UB625 CONDUIT	086816	1
10	BOLT, M10X125 8.8 CARRIAGE ZINC	F81003-34	2
11	FITTING, 6SAE MALE-1/4NPT FEMALE	014686	1
12	FITTING, 1/4NPT-3/8 BARB	014685	1
13	CLAMP, 11/16 WORM	061807	1

REF.	DESCRIPTION (◆ indicates parts available in assemblies only)	PART NO.	QTY
14	SWITCH, 2A 125V R-LEVER NO/NC/COM	014765	1
15	WASHER, 3.2-HEX HEAD FULL THREAD ZINC	F81050-2	2
16	SCREW, M3X20-5.8-A-PAN HEAD ZINC	F81000-8	2
17	NUT, M3-6-HEX NYLON ZINC LOCK	F81028-2	2
18	FITTING, 3/8 O-RING-3/8JIC	014687	6
19	FITTING, #6SAE 45 DEG ELBOW	015489	1
20	FITTING, #4SAE-#6SAE 45 DEG ELBOW	015488	7
21	FITTING, 1/4JIC-3/8 O-RING	P26284	6
22	ZN-140 UNF9/16-18/7/16-20	555134	1
23	BOX, ELECTRIC LT40/70 HYDRAULIC	566251	1
24	CABLE, OLFLEX CLASIC 400P 4G2,5	R80585-6	1
25	TERMINAL, 5MM RING 2,5MM2 PLAIN	F81064-1	4
26	TERMINAL, 1/4 18GA RING NI LOOSE	F05092-7	1
27	CABLE TIE, PLASTIC	F81082-4	1
28	NUT, M8-8-B-HEX NYLON ZINC LOCK	F81032-2	4
29	COVER, FRONT BOX TOP	555440-1	1
30	CAP	555383-1	1
31	WASHER, 6.4 FLAT ZINC	F81053-1	4
32	BOLT, M6X12 8.8 HEX HEAD FULL THREAD ZINC	F81001-7	4
33	BOLT, M10X16-8.8 HEX HEAD FULL THREAD ZINC	F81003-13	5
34	PHD 2T3/8X6.80 W9/16UNF-W9/16UNF	555366	1
35	BOLT, M5X12 8.8 HEX HEAD FULL THREAD ZINC	F81000-5	4
36	WASHER, 5.5 SPECIAL ZINC LOCK	F81052-3	4
37	NUT, M5 8 HEX ZINC	F81030-1	4

### 9.14 Front Box, 555435

555435\_001  
555435

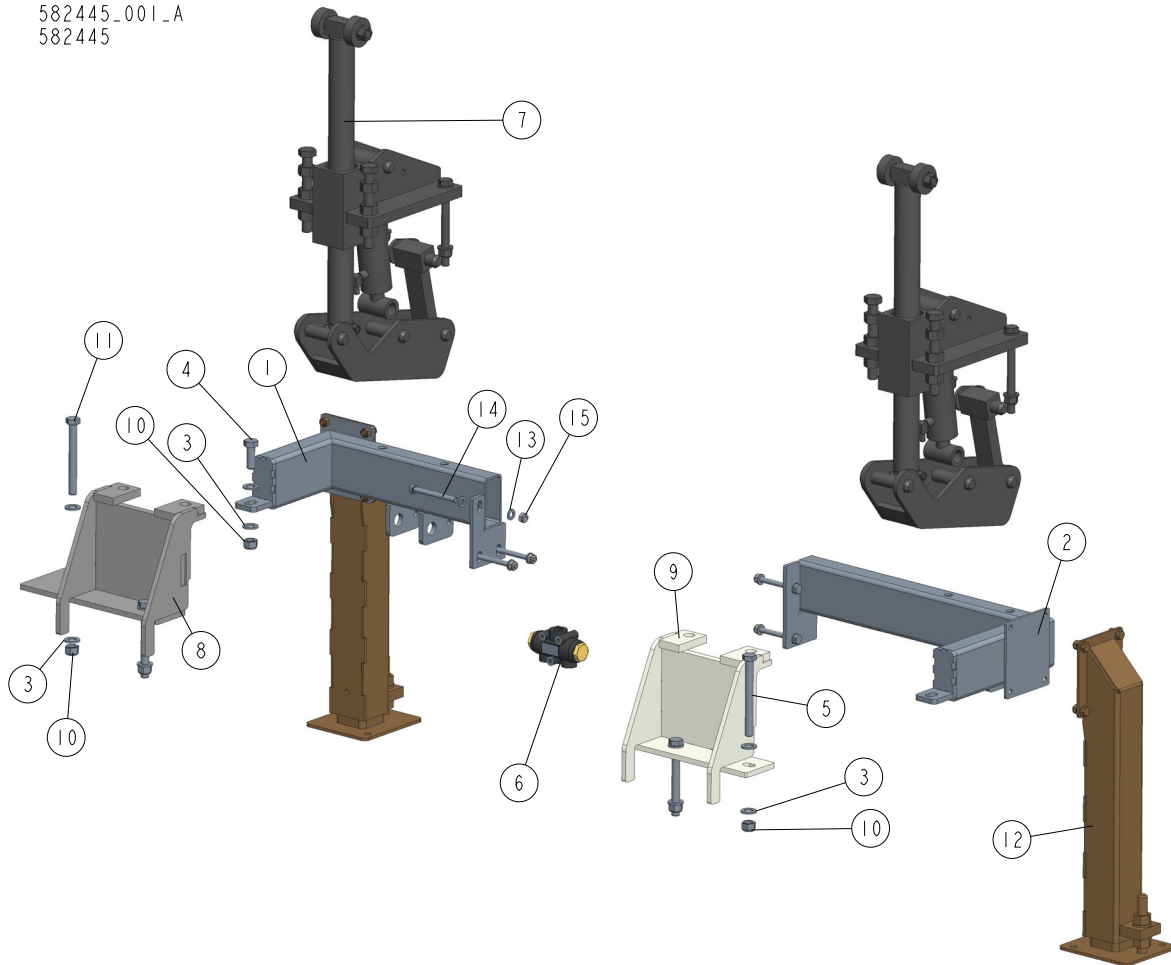


REF.	DESCRIPTION (◆ indicates parts available in assemblies only)	PART NO.	QTY
-	<b>FRONT BOX, 11SECTIONS, AHP7/LT40/70 KPL.</b>	555435	1
1	BOX, FRONT WLDMT/PTD.	555443-1	1
2	VALVE, 11-SECTION HDS11/10 HYDRAULIC	510568_	1
3	WASHER, 10,5 FLAT ZINC	F81055-1	11
4	BOLT, ISO 4017-M10X20-8.8-A2E HEX HEAD	F81003-53	2
5	NUT, M10 HEX NYLON ZINC LOCK	F81033-1	6
6	COVER, 11-SECTION VALVE RUBBER	518926	1
7	COVER, 11-SECTION VALVE GUARD PTD	510571-1	1
8	BOLT, M10X125 8.8 CARRIAGE ZINC	F81003-34	2
9	FITTING, 6SAE MALE-1/4NPT FEMALE	014686	1
10	FITTING, 1/4NPT-3/8 BARB	014685	1
11	CLAMP, 11/16 WORM	061807	1
12	#10-24X1/2 SLF TP SC	F05015-7	8
13	SWITCH, 2A 125V R-LEVER NO/NC/COM	014765	1

REF.	DESCRIPTION (◆ indicates parts available in assemblies only)	PART NO.	QTY
14	WASHER, 3.2-FLAT ZINC	F81050-2	2
15	SCREW, M3X20-5.8-A-PAN HEAD ZINC	F81000-8	2
16	NUT, M3-6-HEX NYLON ZINC LOCK	F81028-2	2
17	FITTING, #6SAE 45 DEG ELBOW	015489	1
18	FITTING, #4SAE-#6SAE 45 DEG ELBOW	015488	8
19	FITTING, 3/8 O-RING-3/8JIC	014687	6
20	FITTING, 1/4JIC-3/8 O-RING	P26284	7
21	ZN-140 UNF9/16-18/7/16-20	555134	1
22	BOX, ELECTRIC LT40/70 HYDRAULIC	566251	1
	DOOR, 566251 200x300x150 ELECTRIC BOX	084686	1
23	NUT, M8-8-B-HEX NYLON ZINC LOCK	F81032-2	4
24	CAP	555383-1	1
25	WASHER, 6.4 FLAT ZINC	F81053-1	4
26	BOLT, M6X12 8.8 HEX HEAD FULL THREAD ZINC	F81001-7	4
27	CABLE, OLFLEX CLASIC 400P 4G2,5	R80585-6	1
28	TERMINAL, 5MM RING 2,5MM2 PLAIN	F81064-1	4
29	TERMINAL, 1/4 18GA RING NI LOOSE	F05092-7	1
30	CABLE TIE, PLASTIC	F81082-4	1
31	BUSHING, 15.9 UB625 CONDUIT	086816	1
32	PHD 2T3/8X6.80 W9/16UNF-W9/16UNF	555366	1
33	BOLT, M5X12 8.8 HEX HEAD FULL THREAD ZINC	F81000-5	4
34	WASHER, 5.5 SPECIAL LOCK ZINC	F81052-3	4
35	NUT, M5 8 HEX ZINC	F81030-1	4
36	COVER, FRONT BOX TOP	555440-1	1
37	BOLT, M10X16-8.8 HEX HEAD FULL THREAD ZINC	F81003-13	5



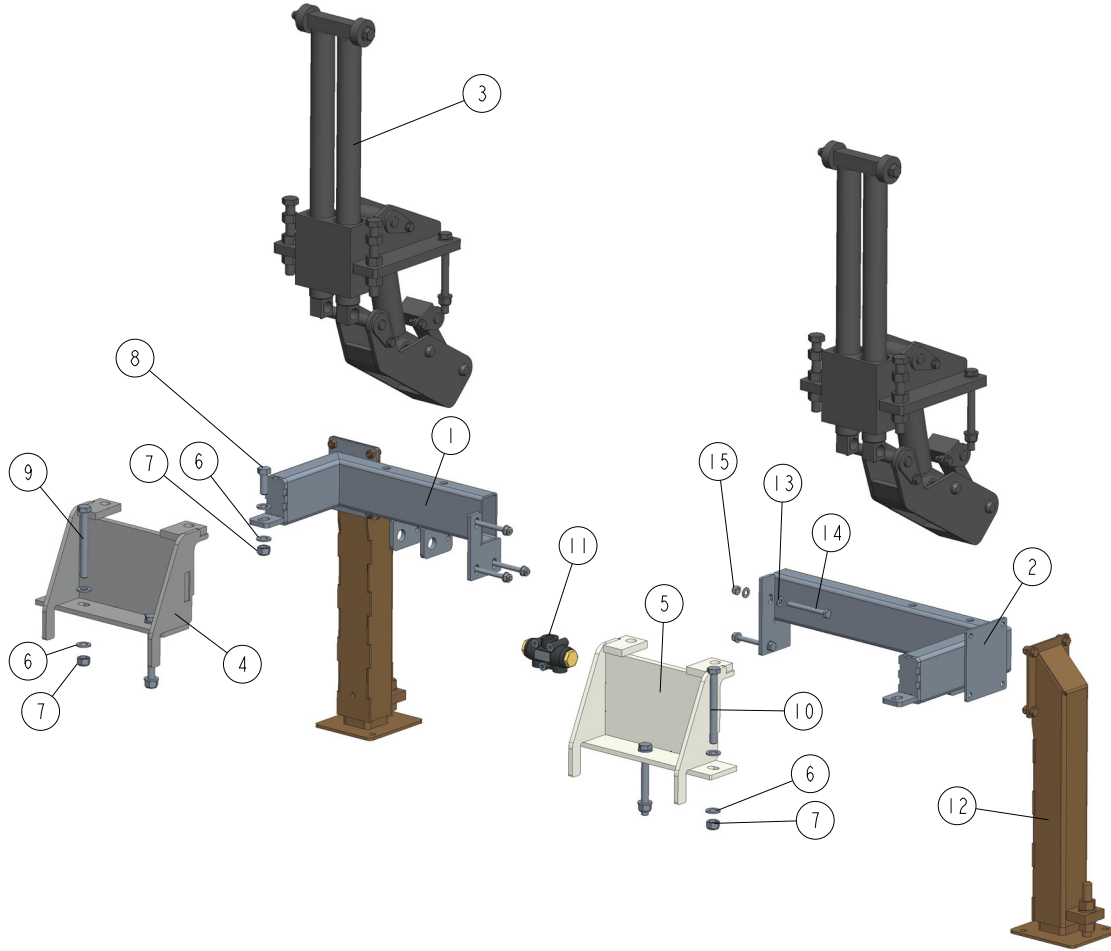
## 9.15 Single Side Support Assembly, WM (582445)

582445-001\_A  
582445

REF	DESCRIPTION (◆ indicates parts available in assemblies only)	PART #	QTY
-	<b>SINGLE SIDE SUPPORT ASSEMBLY, WM</b>	582445	1
1	BRACKET, RAISED SIDE SUPPORT WM L	582441-1	1
2	BRACKET, RAISED SIDE SUPPORT WM	582431-1	1
3	WASHER, 17 SPLIT LOCK ZINC	F81058-1	10
4	BOLT, M16X45-8.8 HEX HEAD FULL THREAD ZI	F81006-46	1
5	BOLT, M16X150 HEX HEAD ZINC	F81006-9	1
6	DIVIDER, MTDA O8-016M 1/2 / 1/2 OIL FLOW	088191	1
7	SUPPORT, SINGLE VERTICAL SIDE <a href="#">See Section 9.18</a>	582446	2
8	ARM, SINGLE SIDE SUPPORT WM L	582448-1	1
9	ARM, SINGLE SIDE SUPPORT WM	582447-1	1
10	NUT, M16-8 HEX NYLON ZINC LOCK	F81036-2	5
11	BOLT, M16X140 HEX HEAD ZINC GRADE 8.8	F81006-4	3
12	LEG, LEFT STATIONARY ADJUSTABLE <a href="#">See Section 10.4</a>	501639	2
13	WASHER, 10.5 FLAT ZINC	F81055-1	10
14	BOLT, M10X100-8.8 HEX HEAD FULL THREAD Z	F81003-91	5
15	NUT, M10-8-B HEX NYLON ZINC LOCK	F81033-1	5

9.16 Raised Side Support Assembly. (582444)

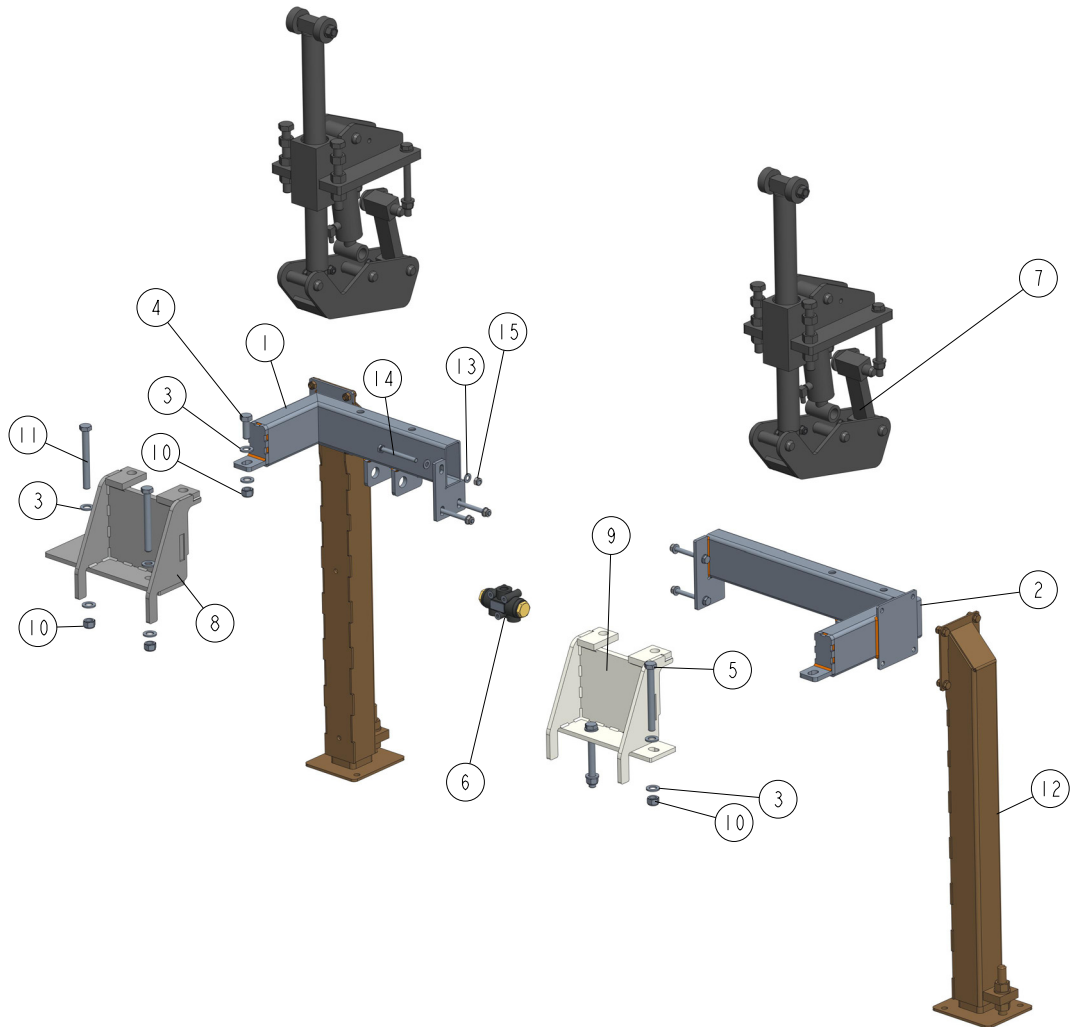
582444\_001\_A  
582444



REF	DESCRIPTION (◆ indicates parts available in assemblies only)	PART #	QTY
-	<b>RAISED SIDE SUPPORT ASSEMBLY, LT70H/WM</b>	582444	1
1	BRACKET, RAISED SIDE SUPPORT WM L	582441-1	1
2	BRACKET, RAISED SIDE SUPPORT WM	582431-1	1
3	VERTICAL SIDE SUPPORT (FLOW DIVIDER) - LEFT <a href="#">See Section 10.4</a>	550162	2
4	ARM, RAISED SIDE SUPPORT WM L	582437-1	1
5	ARM, RAISED SIDE SUPPORT WM	582433-1	1
6	WASHER, 17 SPLIT LOCK ZINC	F81058-1	10
7	NUT, M16-8 HEX NYLON ZINC LOCK	F81036-2	5
8	BOLT, M16X45-8.8 HEX HEAD FULL THREAD ZI	F81006-46	1
9	BOLT M16X140 -8.8-FE/ZN5	F81006-48	3
10	BOLT, M16X150 HEX HEAD ZINC	F81006-9	1
11	DIVIDER, MTDA O8-016M 1/2 / 1/2 OIL FLOW	088191	1
12	LEG, LEFT STATIONARY ADJUSTABLE <a href="#">See Section 10.4</a>	501639	2
13	WASHER, 10.5 FLAT ZINC	F81055-1	10
14	BOLT, M10X100-8.8 HEX HEAD FULL THREAD Z	F81003-91	5
15	NUT, M10-8-B HEX NYLON ZINC LOCK	F81033-1	5

### 9.17 Raised Side Support Assembly. 585458

585458\_001\_B  
585458

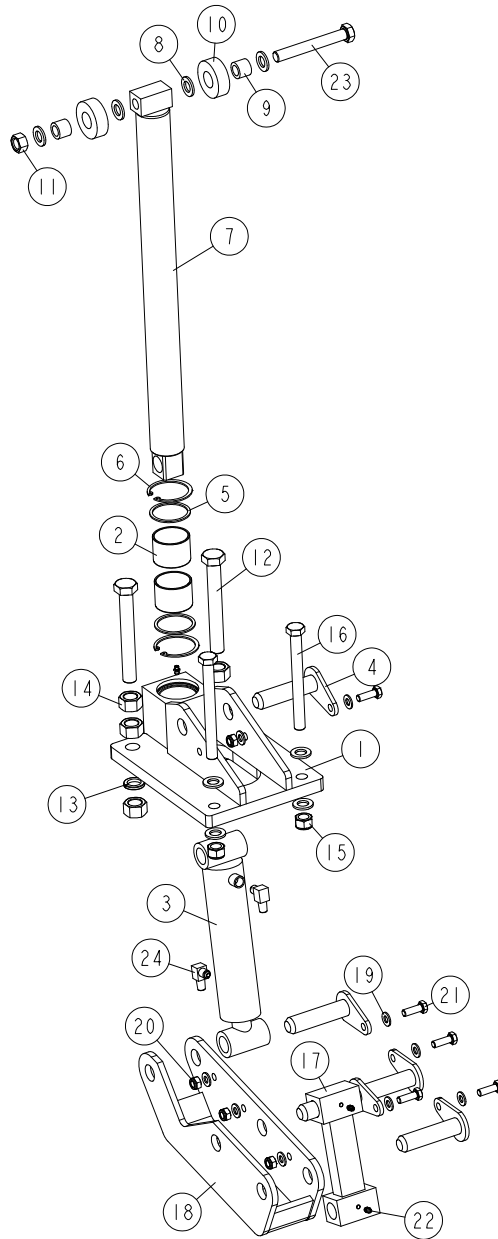


REF	DESCRIPTION (◆ indicates parts available in assemblies only)	PART #	QTY
-	<b>RAISED SIDE SUPPORT ASSEMBLY</b>	585458	1
1	BRACKET, RAISED SIDE SUPPORT WM L	582441-1	1
2	BRACKET, RAISED SIDE SUPPORT WM	582431-1	1
3	WASHER, 17 SPLIT LOCK ZINC	F81058-1	10
4	BOLT, M16X45-8.8 HEX HEAD FULL THREAD ZI	F81006-46	1
5	BOLT, M16X150 HEX HEAD ZINC	F81006-9	1
6	DIVIDER, MTD A 08-016M 1/2 / 1/2 OIL FLOW	088191	1
7	SUPPORT, SINGLE VERTICAL SIDE <a href="#">See Section 9.18</a>	582446	2
8	ARM, SINGLE SIDE SUPPORT WM L	582448-1	1
9	ARM, SINGLE SIDE SUPPORT WM	582447-1	1
10	NUT, M16-8 HEX NYLON ZINC LOCK	F81036-2	5
11	BOLT, M16X140 HEX HEAD ZINC GRADE 8.8	F81006-4	3
12	LEG, STATIONARY <a href="#">See Section 9.20</a>	589506	2
13	WASHER, 10.5 FLAT ZINC	F81055-1	10

REF	DESCRIPTION (◆ indicates parts available in assemblies only)	PART #	QTY	
14	BOLT, M10X100-8.8 HEX HEAD FULL THREAD Z	F81003-91	5	
15	NUT, M10-8-B HEX NYLON ZINC LOCK	F81033-1	5	

9.18 Vertical Side Support (No. 582446)

582446\_001  
582445

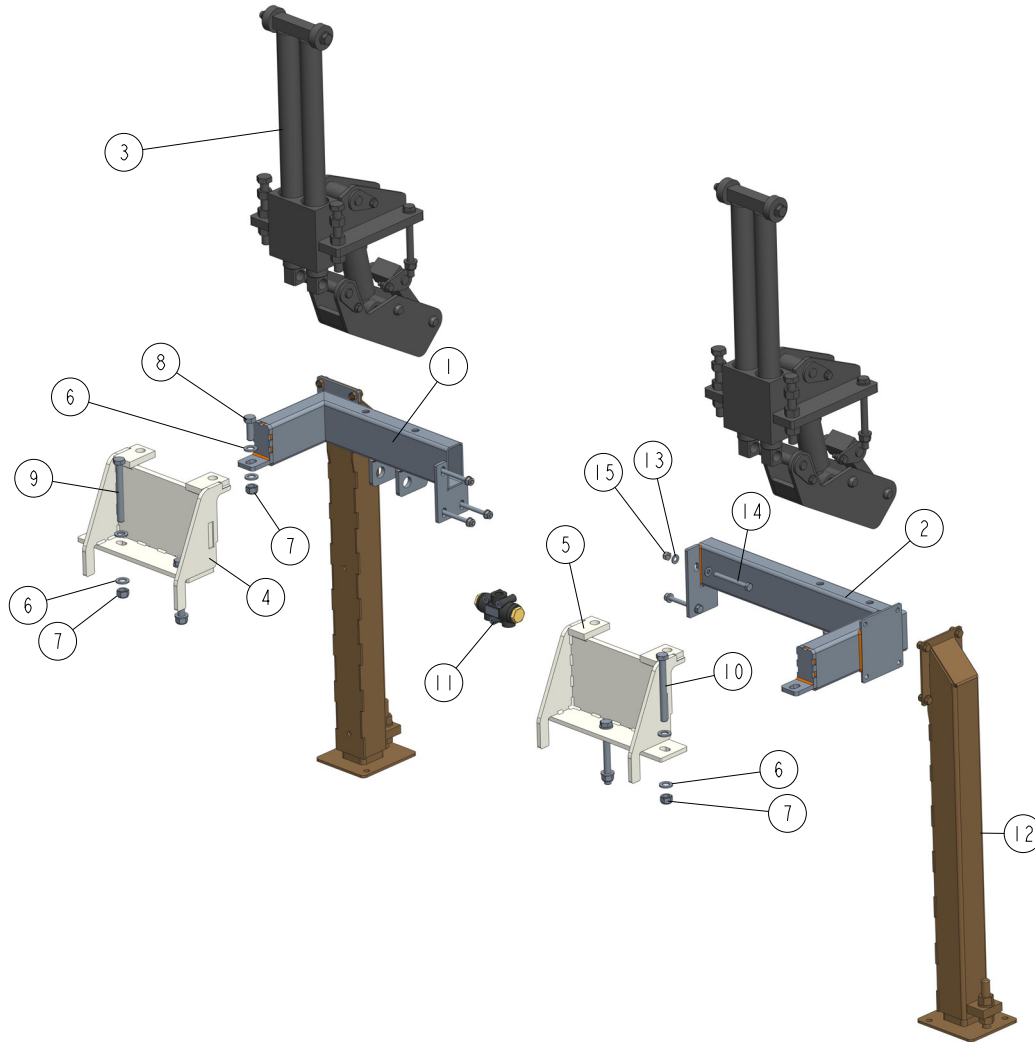


REF.	DESCRIPTION (* indicates parts available in assemblies only)	PART #	QTY
-	<b>SUPPORT, SINGLE VERTICAL SIDE</b>	582446	1
1	MOUNT WELDMENT, LT70/300 VERTICAL SIDE	094003-1	1
2	BUSHING, 5040BS SELF-LUBRICATING	088660	2
3	CYLINDER, 28/150 1/4 NPT PORT HYDRAULIC	094002	1
4	PIN WELDMENT, VERTICAL SIDE SUPPORT ZINC-PLATED - COMPLETE	091197-1	5
5	RING, LT70/300 VERTICAL SIDE SUPPORT ZINC-PLATED	094004-1	2
6	RING, 62W INSIDE RETAINING	F81090-1	2
7	ROD WELDMENT, SINGLE VERTICAL SIDE SUPPORT WM3000/3500	508971-1	1
8	WASHER, 17 FLAT ZINC	F81058-1	8
9	BUSHING, 16/25-20	094012	2

REF.	DESCRIPTION (* indicates parts available in assemblies only)	PART #	QTY	
10	ROLLER, LT70/300 VERTICAL SIDE SUPPORT ZINC-PLATED	094013-1	2	
11	NUT, M16-8 HEX ZINC	F81036-1	1	
12	BOLT, ISO 4017 M20X150 8.8 HEX HEAD FULL THREAD ZINC	F81007-3	2	
13	WASHER, 20.5 SPLIT LOCK ZINC	F81059-1	2	
14	NUT, M20-8- HEX ZINC	F81037-1	6	
15	NUT, M16-8 HEX NYLON ZINC LOCK	F81036-2	2	
16	BOLT, M16X160 HEX HEAD ZINC GRADE 8.8	F81006-20	2	
17	LINK WELDMENT, LT70/300 VERTICAL SIDE SUPPORT	094016-1	1	
18	MOUNT WELDMENT, LT70/300 VERTICAL SIDE SUPPORT	091114-1	1	
19	WASHER, 10.5 ZINC FLAT	F81055-1	9	
20	NUT, M10-8-B HEX NYLON ZINC LOCK	F81033-1	4	
21	BOLT, M10X30-8.8 HEX HEAD FULL THREAD ZINC	F81003-111	5	
22	FITTING, M6 TYPE A STRAIGHT GREASE	086280	3	
23	BOLT, ISO 24014 M16X120_8.8 A2E	F81006-25	1	
24	FITTING, 3/8JIC-1/4NPT 90L	015491	2	

### 9.19 Raised Side Support Assembly. 585457

585457\_001\_A  
585457



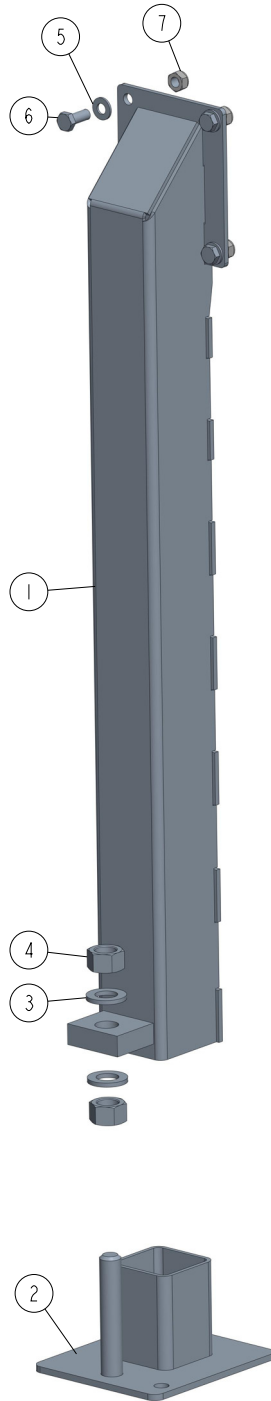
REF	DESCRIPTION (◆ indicates parts available in assemblies only)	PART #	QTY
-	<b>RAISED SIDE SUPPORT ASSEMBLY</b>	585457	1
1	BRACKET, RAISED SIDE SUPPORT WM L	582441-1	1
2	BRACKET, RAISED SIDE SUPPORT WM	582431-1	1
3	VERTICAL SIDE SUPPORT (FLOW DIVIDER) - LEFT <a href="#">See Section 10.4</a>	550162	2
4	ARM, RAISED SIDE SUPPORT WM L	582437-1	1
5	ARM, RAISED SIDE SUPPORT WM	582433-1	1
6	WASHER, 17 FLAT ZINC	F81058-1	10
7	NUT, M16-8-HEX NYLON ZINC LOCK	F81036-2	5
8	BOLT, M16X45-8.8 HEX HEAD FULL THREAD ZI	F81006-46	1
9	BOLT M16X140 -8.8-FE/ZN5	F81006-48	3
10	BOLT, M16X150 HEX HEAD ZINC	F81006-9	1
11	DIVIDER, MTD A 08-016M 1/2 / 1/2 OIL FLOW	088191	1
12	LEG, STATIONARY <a href="#">See Section 9.20</a>	589506	2
13	WASHER, 10.5 FLAT ZINC	F81055-1	10

REF	DESCRIPTION (◆ indicates parts available in assemblies only)	PART #	QTY	
14	BOLT, M10X100-8.8 HEX HEAD FULL THREAD Z	F81003-91	5	
15	NUT, M10-8-B HEX NYLON ZINC LOCK	F81033-1	5	



## 9.20 Stationary Leg. 589506

589506\_001  
589506

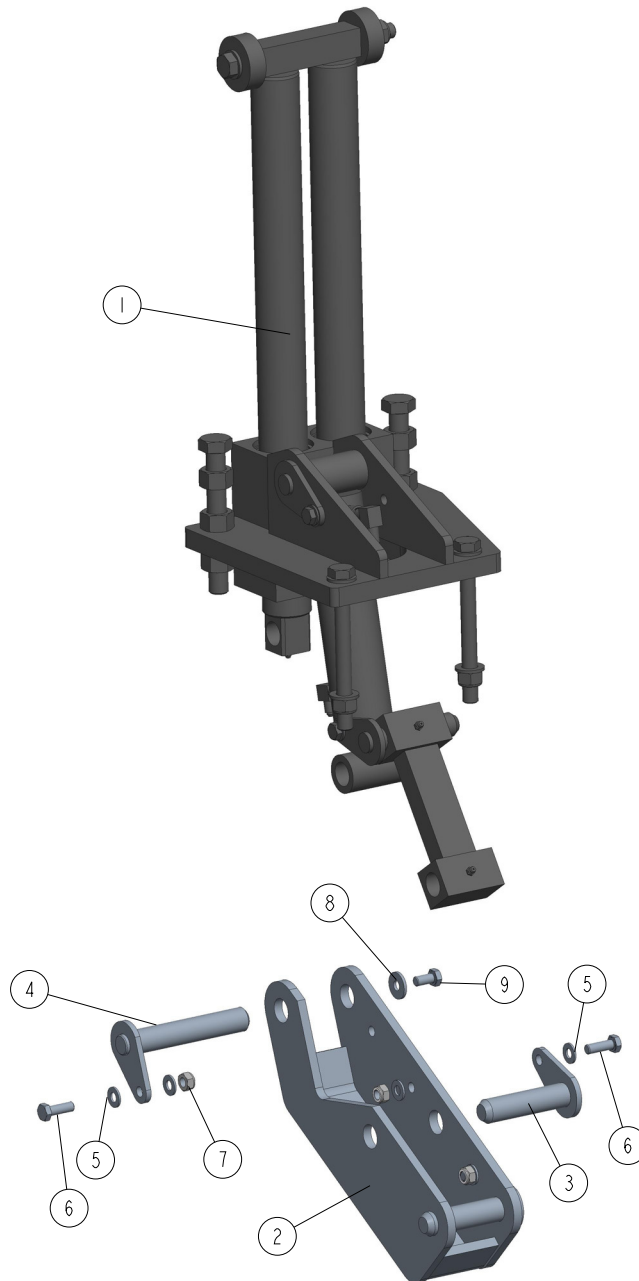


REF	DESCRIPTION (u indicates parts available in assemblies only)	PART #	QTY
-	<b>LEG, STATIONARY</b>	589506	1
1	LEG, ADJUSTABLE STATIONARY	589507-1	1
2	FOOT	586948-1	1
3	WASHER, 21 FLAT ZINC	F81059-2	2
4	NUT, M20-8-FE/ZN5 PN-86/M-82144	F81037-1	2
5	WASHER, 10.5 FLAT ZINC	F81055-1	4

REF	DESCRIPTION (u indicates parts available in assemblies only)	PART #	QTY	
6	BOLT, M10X25 8.8 HEX HEAD FULL THREAD ZI	F81003-11	4	
7	NUT, M10-8-B HEX NYLON ZINC LOCK	F81033-1	4	

### 9.21 Vertical Side Support (Flow Divider) - Left. (550162)

550162\_001\_A  
550162

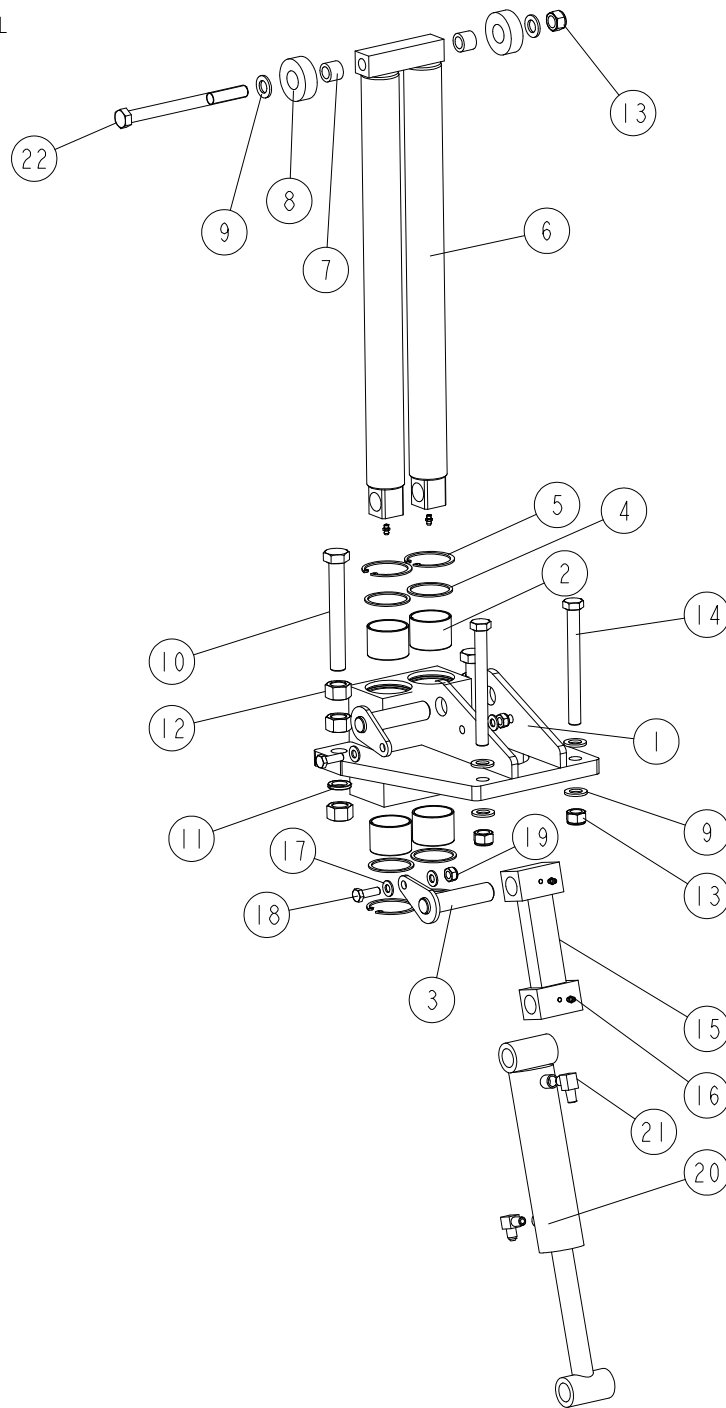


REF	DESCRIPTION (◆ indicates parts available in assemblies only)	PART #	QTY
-	<b>VERTICAL SIDE SUPPORT (FLOW DIVIDER) - LEFT</b>	550162	1
1	SUPPORT, WM3000/3500 VERTICAL SIDE <a href="#">See Section 9.22</a>	508952	1
2	MOUNT WELDMENT, LT70/300 VERTICAL SIDE SUPPORT	091114-1	1
3	PIN WELDMENT, VERTICAL SIDE SUPPORT ZINC	091197-1	2
4	PIN WELDMENT, ZINC-PLATED LOCK	508624-1	1
5	WASHER, 10.5 FLAT ZINC	F81055-1	6
6	BOLT, DIN933-M10X30-8.8-A2E	F81003-111	3
7	NUT, M10-8-B HEX NYLON ZINC LOCK	F81033-1	3

REF	DESCRIPTION (◆ indicates parts available in assemblies only)	PART #	QTY	
8	WASHER, 10.5 SPECIAL FLAT ZINC	F81055-6	1	
9	BOLT, ISO 4017-M10X20-8.8-A2E HEX HEAD FULL THREAD	F81003-53	1	

9.22 Log Side Support (No. 508630 and 508952)

508630\_001  
508630\_MANUAL



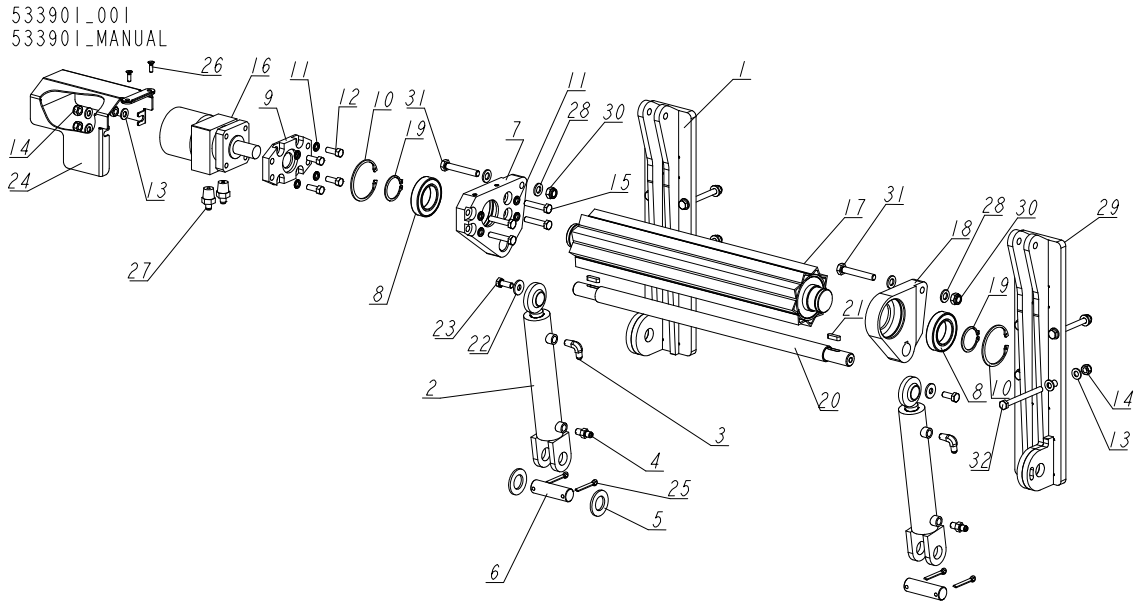
REF.	DESCRIPTION (* indicates parts available in assemblies only)	PART #	QTY	
-	SUPPORT, WM3000/3500 VERTICAL SIDE	508630	1	
-	SUPPORT, WM3000/3500 VERTICAL SIDE	508952	1	
1	BLOCK WELDMENT, WM3000/3500 ROD GUIDE	508622-1 <sup>1</sup>	1	
	BLOCK WELDMENT, WM3000/3500 ROD GUIDE	508953-1 <sup>2</sup>	1	
2	BUSHING, 5040BS SELF-LUBRICATING	088660	4	
3	PIN WELDMENT, VERTICAL SIDE SUPPORT ZINC-PLATED - COMPLETE	091197-1	2	

REF.	DESCRIPTION (* indicates parts available in assemblies only)	PART #	QTY
4	RING, LT70/300 VERTICAL SIDE SUPPORT ZINC-PLATED	094004-1	4
5	RING, 62W INSIDE RETAINING	F81090-1	4
6	ROD WELDMENT, WM3000/3500 CHROMIUM PLATED	508623-1	1
7	BUSHING, 16/25-20	094012	2
8	ROLLER, LT70/300 VERTICAL SIDE SUPPORT ZINC-PLATED	094013-1	2
9	WASHER, 17 SPLIT LOCK ZINC	F81058-1	6
10	BOLT, ISO 4017 M20X150 8.8 HEX HEAD FULL THREAD ZINC	F81007-3	2
11	WASHER, 20.5 SPLIT LOCK ZINC	F81059-1	2
12	NUT, M20-8- HEX ZINC	F81037-1	6
13	NUT, M16-8 HEX NYLON ZINC LOCK	F81036-2	3
14	BOLT, M16X160 HEX HEAD ZINC	F81006-20	2
15	LINK WELDMENT, LT70/300 VERTICAL SIDE SUPPORT	094016-1	1
16	FITTING, M6 GREASE	086280	4
17	WASHER, 10.5 FLAT ZINC	F81055-1	4
18	BOLT, M10X30-8.8 HEX HEAD FULL THREAD ZINC	F81003-2	2
19	NUT, M10-8-B HEX NYLON ZINC LOCK	F81033-1	2
20	CYLINDER, 28/150 1/4 NPT PORT HYDRAULIC	094002	1
21	FITTING, 3/8JIC-1/4NPT 90L	015491	2
22	BOLT, ISO4014 M16X195-8.8-A2E HEX HEAD	F81006-44	1

<sup>1</sup> Included in assy # 508630

<sup>2</sup> Included in assy # 508952

9.23 Driven Log Levelling Roller, Right w/2 Cylinders (No. 533901)



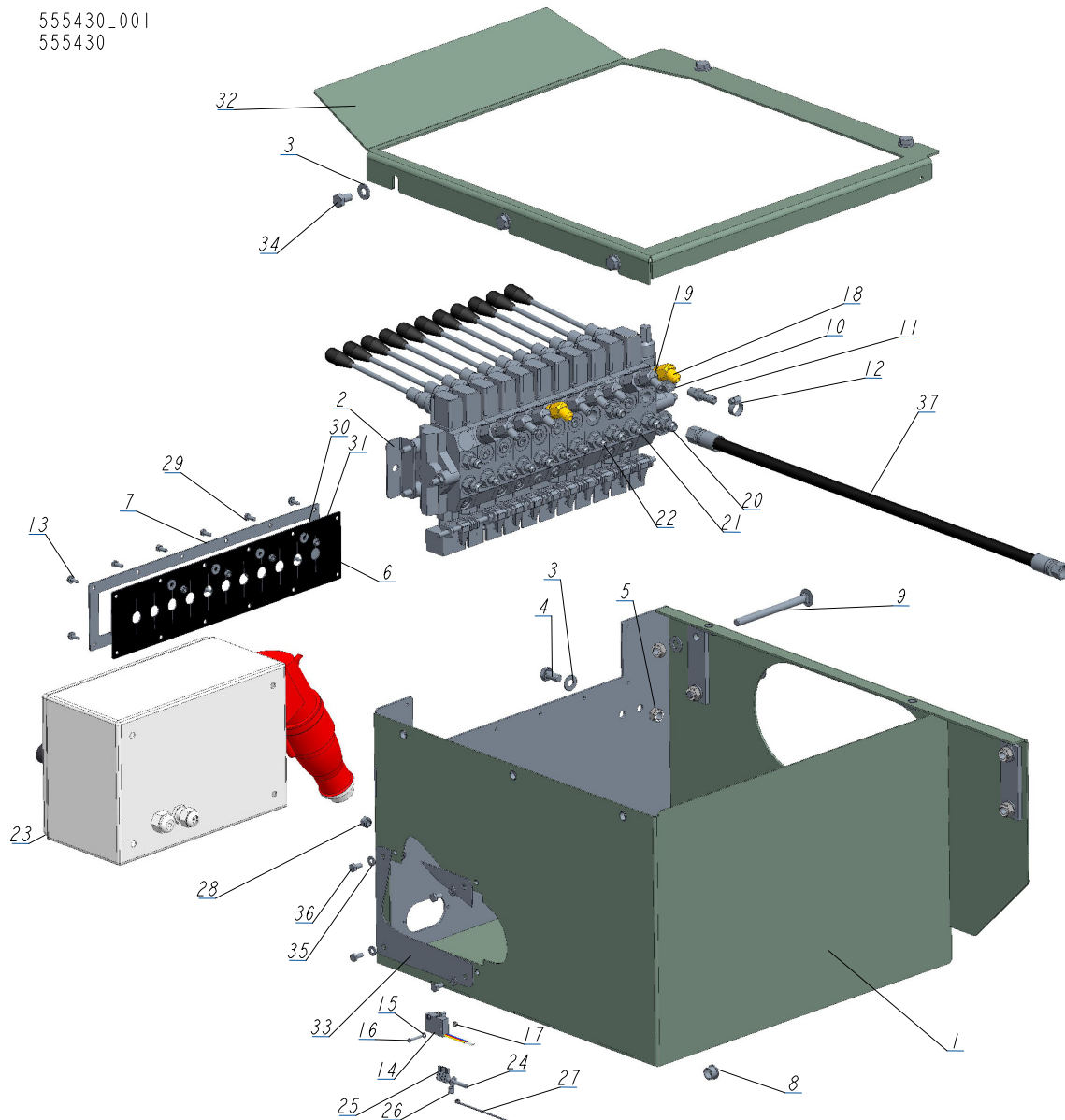
REF.	DESCRIPTION (* indicates parts available in assemblies only)	PART NO.	QTY
-	<b>ROLLER, DRIVEN LOG LEVELLING - RIGHT W/2 CYLINDERS</b>	533901	1
1	BRACKET, WM4000 ROLLER MOUNT - LEFT	531962-1	1
-	CYLINDER, HYDRAULIC W/FITTINGS	085937	2
2	CYLINDER, CJ-S170-16-40/25/152 HYDRAULIC	088681	1
3	FITTING, 1/4NPTX1/4JIC MALE ELBOW	P09142	1
4	FITTING, 1/4NPTX1/4JIC MALE	P09143	1
5	WASHER, 28 FLAT ZINC	F81061-1	2
6	PIN, HYDRAULIC CYLINDER ZINC-PLATED	086979-1	2
7	BRACKET, POWER ROLLER SIDE (W/HM CONNECTOR)	096029-1	1
8	BEARING, 6009.2RSR ROLLING (FAG)	096025	2
9	PLATE, HYDRAULIC MOTOR MOUNT	096030-1	1
10	RING, W 75 INSIDE RETAINING	F81090-41	2
11	WASHER, Z 10.2 SPLIT LOCK ZINC	F81055-2	8
12	BOLT, 3/8-16X1 HH	F05007-7	4
13	WASHER, 10.5 FLAT ZINC	F81055-1	20
14	NUT, M10-8-B HEX NYLON ZINC LOCK	F81033-1	12
15	BOLT, M10X50-8.8 HEX HEAD FULL THREAD ZINC	F81003-4	4
16	MOTOR, MG06-13-13AAAB HYDRAULIC	P21506	1
17	ROLLER WELDMENT, DRIVEN LOG LEVELLING	096028-1	1
18	BRACKET, POWER ROLLER SIDE	096031-1	1
19	RING, Z 45 OUTSIDE RETAINING	F81090-32	2
20	ROD, CONNECTION	520349	1
21	KEY, A8X7X28 PARALLEL	096035	2
22	WASHER, 10.5 SPECIAL FLAT ZINC	F81055-6	3
23	BOLT, M10X25 8.8 HEX HEAD FULL THREAD	F81003-31	3
24	GUARD, HYDRAULIC MOTOR	096037-1	1
25	PIN, S-ZN-6.3X45 COTTER	F81045-2	4
26	SCREW, M6X20-5.8-B SLOTTED COUNTERSUNK HEAD ZINC	F81001-31	2

REF.	DESCRIPTION (* indicates parts available in assemblies only)	PART NO.	QTY	
27	FITTING, 1/2-14NPT/ 7/16-20UNF STRAIGHT W/EXTERNAL THREAD	096919	2	
28	WASHER, 13 FLAT ZINC	F81056-1	4	
29	BRACKET, WM4000 ROLLER MOUNT - RIGHT	531954-1	1	
30	NUT, M12 8 HEX NYLON ZINC LOCK	F81034-2	2	
31	BOLT, M12X75-8.8 HEX HEAD FULL THREAD ZINC	F81004-10	2	
32	BOLT, M10X110-8.8 HEX HEAD ZINC	F81003-43	8	



### 9.24 Front Box. 555430

555430\_001  
555430

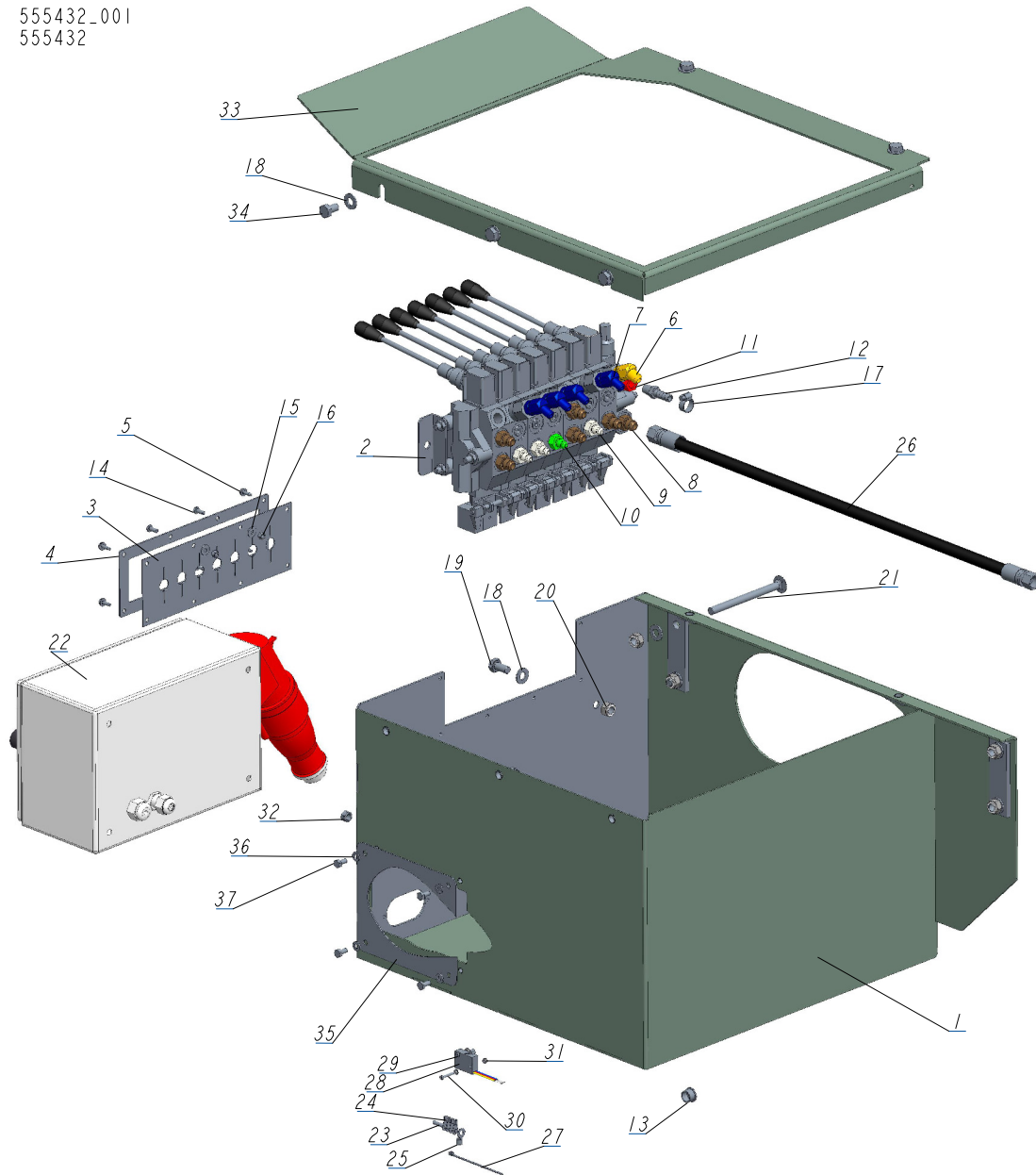


REF	DESCRIPTION (◆ indicates parts available in assemblies only)	PART #	QTY
-	<b>BOX FRONT 11SEC. AHS5/LT40/70</b>	555430	1
1	BOX, FRONT	555443-1	1
2	VALVE 11 SEC. HDS11/10	510568_	1
3	WASHER, 10.5 FLAT ZINC	F81055-1	11
4	BOLT, ISO 4017-M10X20-8.8-A2E HEX HEAD	F81003-53	2
5	NUT, M10-8-B HEX NYLON ZINC LOCK	F81033-1	6
6	COVER, 11-SECTION VALVE RUBBER	518926	1
7	COVER, 11-SECTION VALVE GUARD	510571-1	1
8	GROMMET, 15,9 UB625 RUBBER	086816	1
9	BOLT, M10X125 8.8 CARRIAGE ZINC	F81003-34	2
10	FITTING, 6SAE MALE-1/4NPT FEMALE	014686	1
11	FITTING, 1/4NPT-3/8 BARB	014685	1

REF	DESCRIPTION (◆ indicates parts available in assemblies only)	PART #	QTY	
12	CLAMP, 11/16 WORM	061807	1	
13	BOLT, #10-24X1/2 SELF-TAPPING	F05015-7	8	
14	MICROSWITCH, HYDRAULIC VALVE	014765	1	
15	WASHER, 3.2 FLAT ZINC	F81050-2	2	
16	SCREW, M3X20-5.8-A-PAN HEAD ZINC	F81000-8	2	
17	NUT, M3-6-HEX NYLON ZINC LOCK	F81028-2	2	
18	FITTING, #6SAE 45 DEG ELBOW	015489	2	
19	FITTING, #4 SAE - #6 SAE 45° ELBOW	015488	7	
20	FITTING, 3/8" O-RING X 3/8" JIC	014687	7	
21	FITTING, 1/4JIC-3/8 O-RING	P26284	6	
22	ZN-140 UNF9/16-18/7/16-20	555134	1	
23	BOX, LT40/70 ELECTRICAL	566251	1	
	DOOR, 566251 200x300x150 ELECTRIC BOX	084686	1	
24	CABLE, OLFLEX CLASIC 400P 4G2,5	R80585-6	1	
25	TERMINAL, KO 2.5/5 RING	F81064-1	4	
26	TERMINAL, KO1/8 RING	F05092-7	1	
27	TIE WRAP, TK 9/3	F81082-4	1	
28	NUT, M8-8-B HEX NYLON ZINC LOCK	F81032-2	4	
29	BOLT, M5X12 8.8 HEX HEAD FULL THREAD ZIN	F81000-5	4	
30	WASHER, 5.5 SPECIAL FLAT ZINC	F81052-3	4	
31	NUT, M5 8 HEX ZINC	F81030-1	4	
32	COVER TOP, BOX FRONT	555440-1	1	
33	CAP	555383-1	1	
34	BOLT, M10X16-8.8 HEX HEAD FULL THREAD ZI	F81003-13	5	
35	WASHER, 6.4 FLAT ZINC	F81053-1	4	
36	BOLT, M6X12-8.8 HEX HEAD FULL THREAD ZIN	F81001-7	4	
37	PHD 2T3/8X6.80 W9/16UNF-W9/16UNF	555366	1	

### 9.25 Front Box. 555432

555432\_001  
555432

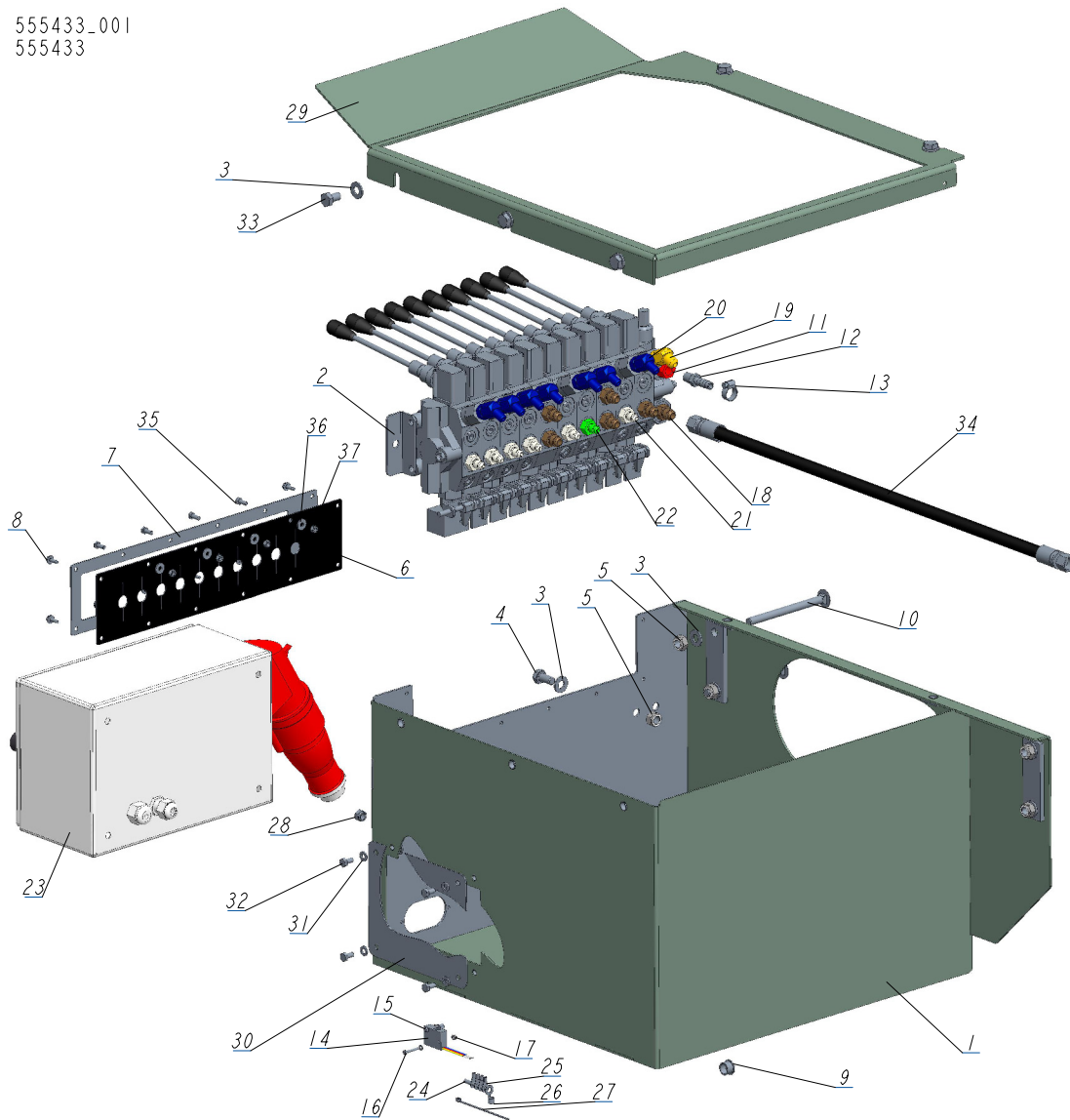


REF	DESCRIPTION (◆ indicates parts available in assemblies only)	PART #	QTY
-	<b>BOX, FRONT. 7 SEC. AHP3/LT40/70</b>	555432	1
1	BOX, FRONT	555464-1	1
2	VALVE, 7-SECTION DC HYDRAULIC	545657	1
3	COVER, RUBBER (7 SECTIONS)	510566	1
4	PLATE, RUBBER COVER MOUNT	510567-1	1
5	BOLT, #10-24X1/2 SELF-TAPPING	F05015-7	6
6	FITTING, #6SAE 45 DEG ELBOW	015489	1
7	FITTING, #4 SAE - #6 SAE 45° ELBOW	015488	4
8	FITTING, 3/8" O-RING X 3/8" JIC	014687	6
9	FITTING, 1/4JIC-3/8 O-RING	P26284	3
10	ZN-140 UNF9/16-18/7/16-20	555134	1
11	FITTING, 6SAE MALE-1/4NPT FEMALE	014686	1

REF	DESCRIPTION (◆ indicates parts available in assemblies only)	PART #	QTY	
12	FITTING, 1/4NPT-3/8 BARB	014685	1	
13	GROMMET, 15,9 UB625 RUBBER	086816	1	
14	BOLT, M5X12 8.8 HEX HEAD FULL THREAD ZIN	F81000-5	2	
15	WASHER, 5.5 SPECIAL FLAT ZINC	F81052-3	2	
16	NUT, M5 8 HEX ZINC	F81030-1	2	
17	CLAMP, 11/16 WORM	061807	1	
18	WASHER, 10.5 FLAT ZINC	F81055-1	11	
19	BOLT, ISO 4017-M10X20-8.8-A2E HEX HEAD	F81003-53	2	
20	NUT, M10-8-B HEX NYLON ZINC LOCK	F81033-1	6	
21	BOLT, M10X125 CARRIAGE	F81003-34	2	
22	BOX, LT40/70 ELECTRICAL	566251	1	
	DOOR, 566251 200x300x150 ELECTRIC BOX	084686	1	
23	CABLE, OLFLEX CLASIC 400P 4G2,5	R80585-6	1	
24	TERMINAL, KO 2.5/5 RING	F81064-1	4	
25	TERMINAL, KO1/8 RING	F05092-7	1	
26	PHD 2T3/8X6.80 W9/16UNF-W9/16UNF	555366	1	
27	TIE WRAP, TK 9/3	F81082-4	1	
28	MICROSWITCH, HYDRAULIC VALVE	014765	1	
29	WASHER, 3.2-LAT ZINC	F81050-2	2	
30	SCREW, M3X20-5.8-A-PAN HEAD ZINC	F81000-8	2	
31	NUT, M3-6-HEX NYLON ZINC LOCK	F81028-2	2	
32	NUT, M8-8-B HEX NYLON ZINC LOCK	F81032-2	4	
33	COVER TOP, BOX FRONT	555440-1	1	
34	BOLT, M10X16-8.8 HEX HEAD FULL THREAD ZI	F81003-13	5	
35	CAP	555383-1	1	
36	WASHER, 6.4 FLAT ZINC	F81053-1	4	
37	BOLT, M6X12-8.8 HEX HEAD FULL THREAD ZIN	F81001-7	4	

### 9.26 Front Box. 555433

555433\_001  
555433

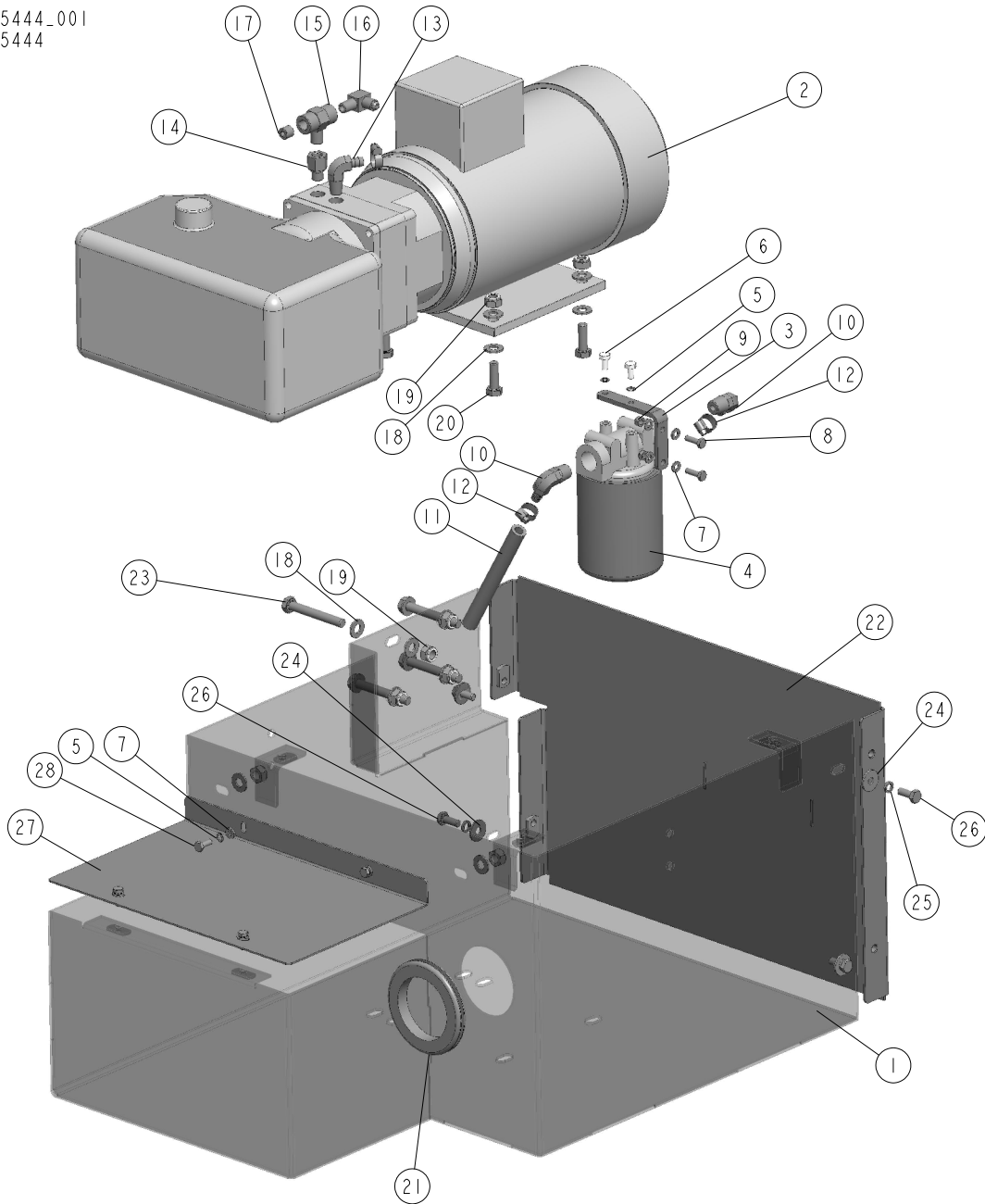


REF	DESCRIPTION (◆ indicates parts available in assemblies only)	PART #	QTY
-	<b>BOX, FRONT 10 SEC. AHP5/LT40/70</b>	555433	1
1	BOX, FRONT	555443-1	1
2	VALVE, HDS11/10- 8-SECTION HYDRAULIC	091344	1
3	WASHER, 10.5 FLAT ZINC	F81055-1	11
4	BOLT, ISO 4017-M10X20-8.8-A2E HEX HEAD	F81003-53	2
5	NUT, M10-8-B HEX NYLON ZINC LOCK	F81033-1	6
6	GUARD, RUBBER HYDRAULIC VALVE 10-SECTION	091739	1
7	PLATE, 10-SECTION VALVE PAINTED	091826-1	1
8	BOLT, #10-24X1/2 SELF-TAPPING	F05015-7	8
9	GROMMET, 15,9 UB625 RUBBER	086816	1
10	BOLT, M10X125 8.8 CARRIAGE ZINC	F81003-34	2
11	FITTING, 6SAE MALE-1/4NPT FEMALE	014686	1
12	FITTING, 1/4NPT-3/8 BARB	014685	1
13	CLAMP, 11/16 WORM	061807	1

REF	DESCRIPTION (◆ indicates parts available in assemblies only)	PART #	QTY	
14	MICROSWITCH, HYDRAULIC VALVE	014765	1	
15	WASHER, 3.2 FLAT ZINC	F81050-2	2	
16	SCREW, M3X20-5.8-A-PAN HEAD ZINC	F81000-8	2	
17	NUT, M3-6-HEX NYLON ZINC LOCK	F81028-2	2	
18	FITTING, 3/8" O-RING X 3/8" JIC	014687	6	
19	FITTING, #6SAE 45 DEG ELBOW	015489	1	
20	FITTING, #4 SAE - #6 SAE 45° ELBOW	015488	7	
21	FITTING, 1/4JIC-3/8 O-RING	P26284	6	
22	ZN-140 UNF9/16-18/7/16-20	555134	1	
23	BOX, LT40/70 ELECTRICAL	566251	1	
	DOOR, 566251 200x300x150 ELECTRIC BOX	084686	1	
24	CABLE, OLFLEX CLASIC 400P 4G2,5	R80585-6	1	
25	TERMINAL, KO 2.5/5 RING	F81064-1	4	
26	TERMINAL, KO1/8 RING	F05092-7	1	
27	TIE WRAP, TK 9/3	F81082-4	1	
28	NUT, M8-8-B HEX NYLON ZINC LOCK	F81032-2	4	
29	COVER TOP, BOX FRONT	555440-1	1	
30	CAP	555383-1	1	
31	WASHER, 6.4 FLAT ZINC	F81053-1	4	
32	BOLT, M6X12-8.8 HEX HEAD FULL THREAD ZIN	F81001-7	4	
33	BOLT, M10X16-8.8 HEX HEAD FULL THREAD ZI	F81003-13	5	
34	PHD 2T3/8X6.80 W9/16UNF-W9/16UNF	555366	1	
35	BOLT, M5X12 8.8 HEX HEAD FULL THREAD ZIN	F81000-5	4	
36	WASHER, 5.5 SPECIAL FLAT ZINC	F81052-3	4	
37	NUT, M5 8 HEX ZINC	F81030-1	4	

9.27 Rear Box. 555444

555444\_001  
555444



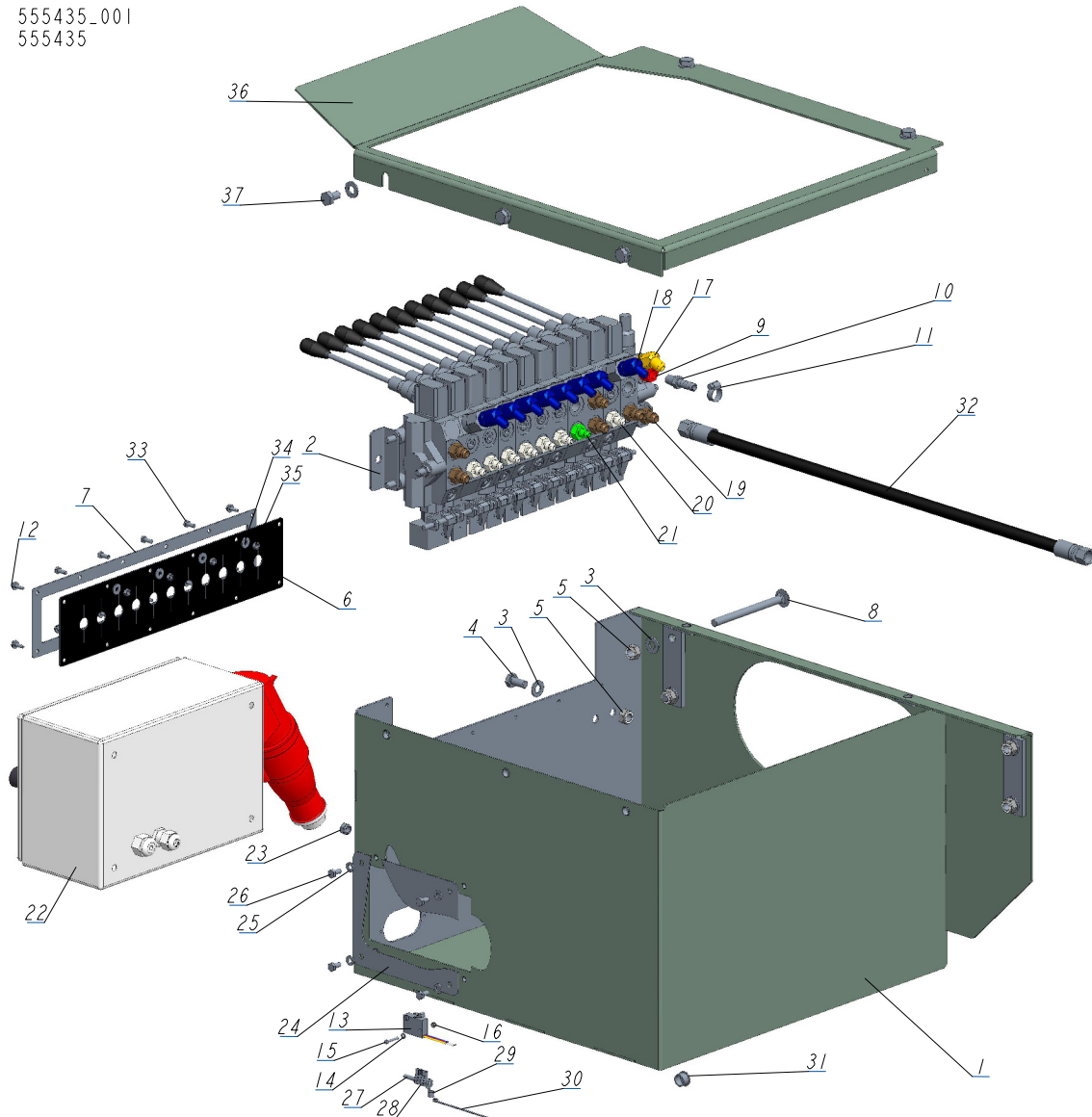
REF	DESCRIPTION (◆ indicates parts available in assemblies only)	PART #	QTY
-	<b>BOX, REAR LT20/40/70/AH/AHP COMPLETE</b>	555444	1
1	BOX, REAR	555446-1	1
2	PUMP, AC-4KW (Q=14,5L/MIN) HYDRAULIC W/M	500958	1
3	BRACKET, OIL FILTER	550029-1	1
4	MANIFOLD, W/FILTER	P22683	1
5	WASHER, Z 6.1 SPLIT LOCK	F81053-3	6
6	BOLT, 1/4-20X1/2 HEX HEAD	F05005-15	2
7	WASHER, 6.4 FLAT ZINC	F81053-1	8
8	BOLT, M6X20 8.8 HEX HEAD FULL THREAD ZIN	F81001-2	2

REF	DESCRIPTION (◆ indicates parts available in assemblies only)	PART #	QTY	
9	NUT, M6-8-B HEX NYLON ZINC LOCK	F81031-2	2	
10	FITTING, 1/2NPT-3/8 BARB ELBOW	P12707	2	
11	HOSE, 3/8" LOW PRESSURE HYDRAULIC	R01892-1	1	
12	CLAMP, 11/16 WORM	061807	3	
13	FITTING, 3/8NPT-3/8 BARB ELBOW	P12708	1	
14	FITTING, 6SAE MALE-1/4NPT FEMALE	014686	1	
15	FITTING, 1/4NPT BRANCH TEE	015486	1	
16	FITTING, 3/8JIC-1/4NPT 90L	015491	1	
17	PLUG, 1/4-18 NPT BLANK	096221	1	
18	WASHER, 10.5 FLAT ZINC	F81055-1	18	
19	NUT, M10-8-B HEX NYLON ZINC LOCK	F81033-1	10	
20	BOLT, DIN933-M10X30-8.8-A2E HEX HEAD	F81003-111	4	
21	COVER, 80 MM RUBBER	089293	1	
22	PLATE, SIDE	555450-1	1	
23	BOLT, M10X75-8.8 HEX HEAD ZINC	F81003-15	4	
24	WASHER, 8.5 SPECIAL FLAT ZINC	F81054-11	4	
25	WASHER 8,2 SPLIT LOCK ZINC	F81054-4	4	
26	BOLT, M8X20 8.8 HEX HEAD FULL THREAD ZIN	F81002-4	4	
27	COVER, REAR	555452-1	1	
28	BOLT M6X16 HH ZC FT 8.8 DIN 933	F81001-15	4	



### 9.28 Front Box. 555435

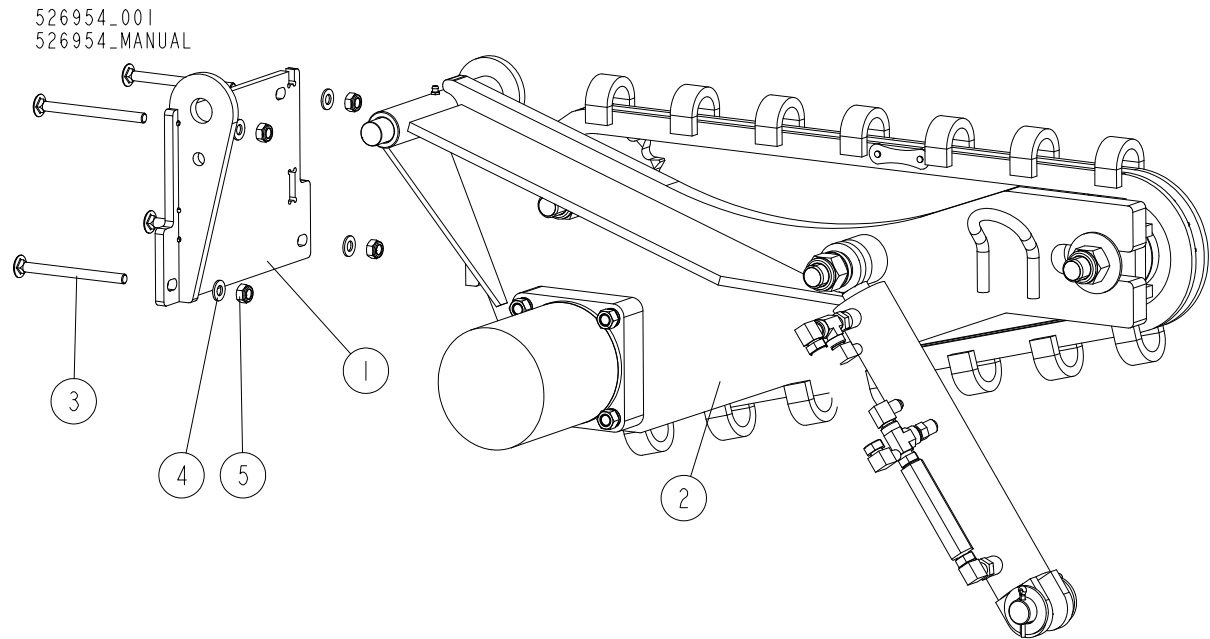
555435\_001  
555435



REF	DESCRIPTION (◆ indicates parts available in assemblies only)	PART #	QTY
-	<b>BOX, FRONT 11SEC. AHP7/LT40/70 COMPLETE</b>	555435	1
1	BOX, FRONT	555443-1	1
2	VALVE 11 SEC. HDS11/10	510568_	1
3	WASHER, 10.5 FLAT ZINC	F81055-1	11
4	BOLT, ISO 4017-M10X20-8.8-A2E HEX HEAD	F81003-53	2
5	NUT, M10-8-B HEX NYLON ZINC LOCK	F81033-1	6
6	COVER, 11-SECTION VALVE RUBBER	518926	1
7	COVER, 11-SECTION VALVE GUARD	510571-1	1
8	BOLT, M10X125 8.8 CARRIAGE ZINC	F81003-34	2
9	FITTING, 6SAE MALE-1/4NPT FEMALE	014686	1
10	FITTING, 1/4NPT-3/8 BARB	014685	1
11	CLAMP, 11/16 WORM	061807	1
12	BOLT, #10-24X1/2 SELF-TAPPING	F05015-7	8

REF	DESCRIPTION (◆ indicates parts available in assemblies only)	PART #	QTY	
13	MICROSWITCH, HYDRAULIC VALVE	014765	1	
14	WASHER, 3.2 FLAT ZINC	F81050-2	2	
15	SCREW, M3X20-5.8-A-PAN HEAD ZINC	F81000-8	2	
16	NUT, M3-6-HEX NYLON ZINC LOCK	F81028-2	2	
17	FITTING, #6SAE 45 DEG ELBOW	015489	1	
18	FITTING, #4 SAE - #6 SAE 45° ELBOW	015488	8	
19	FITTING, 3/8" O-RING X 3/8" JIC	014687	6	
20	FITTING, 1/4JIC-3/8 O-RING	P26284	7	
21	ZN-140 UNF9/16-18/7/16-20	555134	1	
22	BOX, LT40/70 ELECTRICAL	566251	1	
	DOOR, 566251 200x300x150 ELECTRIC BOX	084686	1	
23	NUT, M8-8-B HEX NYLON ZINC LOCK	F81032-2	4	
24	CAP	555383-1	1	
25	WASHER, 6.4 FLAT ZINC	F81053-1	4	
26	BOLT, M6X12-8.8 HEX HEAD FULL THREAD ZIN	F81001-7	4	
27	CABLE, OLFLEX CLASIC 400P 4G2,5	R80585-6	1	
28	TERMINAL, KO 2.5/5 RING	F81064-1	4	
29	TERMINAL, KO1/8 RING	F05092-7	1	
30	TIE WRAP, TK 9/3	F81082-4	1	
31	GROMMET, 15,9 UB625 RUBBER	086816	1	
32	PHD 2T3/8X6.80 W9/16UNF-W9/16UNF	555366	1	
33	BOLT, M5X12 8.8 HEX HEAD FULL THREAD ZIN	F81000-5	4	
34	WASHER, 5.5 SPECIAL FLAT ZINC	F81052-3	4	
35	NUT, M5 8 HEX ZINC	F81030-1	4	
36	COVER TOP, BOX FRONT	555440-1	1	
37	BOLT, M10X16-8.8 HEX HEAD FULL THREAD ZI	F81003-13	5	

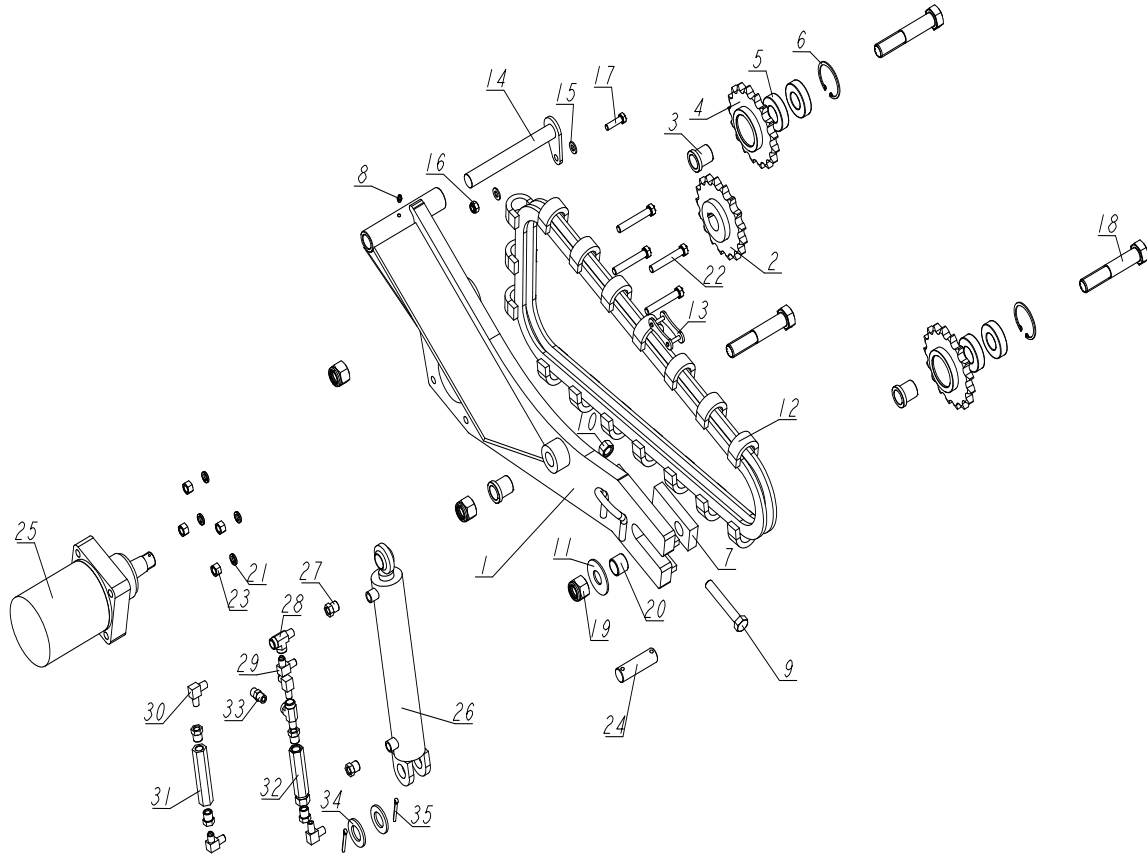
## 9.29 Chain Log Turner w/Bracket (Part No. 526954)



REF.	DESCRIPTION (* indicates parts available in assemblies only)	PART NO.	QTY
-	<b>TURNER, CHAIN LOG W/MOUNT BRACKET</b>	526954	1
1	BRACKET, CHAIN LOG TURNER MOUNT	526952-1	1
2	TURNER, CHAIN LOG - COMPLETE <a href="#">See Section 9.30</a>	505614	1
3	BOLT, M10X125 8.8 CARRIAGE ZINC	F81003-34	4
4	WASHER, 10.5 FLAT ZINC	F81055-1	4
5	NUT, M10-8-B HEX NYLON ZINC LOCK	F81033-1	4

### 9.30 Chain Log Turner

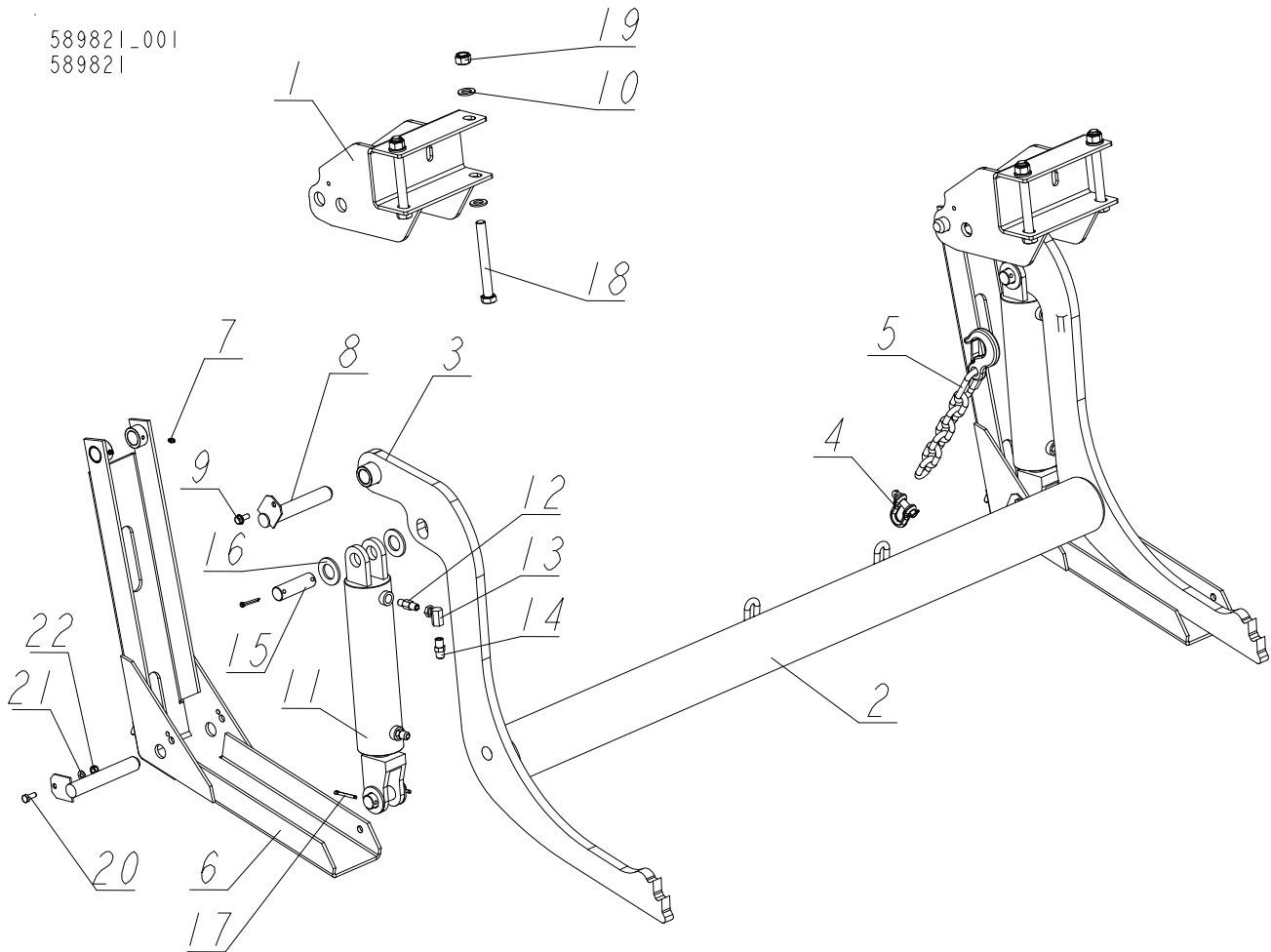
505614\_001\_A  
505614\_MANUAL



REF.	DESCRIPTION (* indicates parts available in assemblies only)	PART #	QTY
-	<b>CHAIN LOG TURNER - COMPLETE</b>	505614	1
-	CHAIN LOG TURNER - COMPLETE	095660-1	1
-	CHAIN TURNER - METRIC	095660	1
1	PLATE WELDMENT, CHAIN LOG TURNER	095662-1	1
2	SPROCKET, CHAIN TURNER	092339	1
3	BUSHING, CHAIN TURNER	095663-1	3
-	SPROCKET, CHAIN TURNER - COMPLETE	092399	2
4	SPROCKET W/HUB	093290	1
5	BEARING, 6206 25 IN IDLER	093292	2
6	RING, 62W INSIDE RETAINING	F81090-1	1
7	PLATE, CHAIN TENSION	095664-1	1
8	FITTING, M6 GREASE	086280	1
9	BOLT, M16X100-8.8 HEX HEAD FULL THREAD Z	F81006-2	1
10	NUT, M16-5.8 HEX ZINC	F81036-1	1
11	WASHER, 25 X 63 ZINC-PLATED	088585-1	1
12	CHAIN, LOG TURNER	093423	1
13	LINK, MASTER (CHAIN NO. 093423)	093427	1
14	PIN WELDMENT, TURNER MOUNT - COMPLETE	095666-1	1
15	WASHER 10,5 ZC DIN 126 ISO 7091	F81055-1	2
16	NUT, M10-8-B HEX NYLON ZINC LOCK	F81033-1	1

REF.	DESCRIPTION (* indicates parts available in assemblies only)	PART #	QTY	
17	BOLT, M10X35-8.8 HEX HEAD FULL THREAD ZI	F81003-17	1	
18	BOLT, M24X120-8.8 HEX HEAD	F81009-4	3	
19	NUT, M24-8-A HEX NYLON ZINC LOCK	F81039-8	3	
20	BUSHING, CHAIN LOG TURNER	095643-1	1	
21	WASHER, Z12.2 SPLIT LOCK ZINC	F81056-2	4	
22	BOLT, M12X75-8.8 HEX HEAD ZINC	F81004-21	4	
23	NUT M12 ZC 8 DIN 934	F81034-1	4	
24	PIN, HYDRAULIC CYLINDER ZINC-PLATED	086979-1	1	
25	MOTOR, TG0475US080AABP HYDRAULIC	007331	1	
-	CYLINDER W/VALVE & FITTINGS	515892	1	
26	CYLINDER, 2X10 ROD END WELDED 16"	034267	1	
27	FITTING, 3/8" NPT X 1/4" NPT REDUCER	015490	6	
28	FITTING, C3759X4 MALE 'T'	P09141	2	
29	FITTING, 3/8JIC-1/4NPT 90L	015491	3	
30	FITTING, 1/4NPT MALE PIPE ELBOW	P09140	2	
31	VALVE, SIDE SUPPORT SEQUENCE	015484	1	
32	RELIEF VALVE 49005-1000	557900	1	
33	FITTING, 3/8JIC-1/4NPT STRAIGHT	015560	1	
34	WASHER, 28 FLAT ZINC	F81061-1	2	
35	PIN, 5 X 40 COTTER	F81043-31	2	

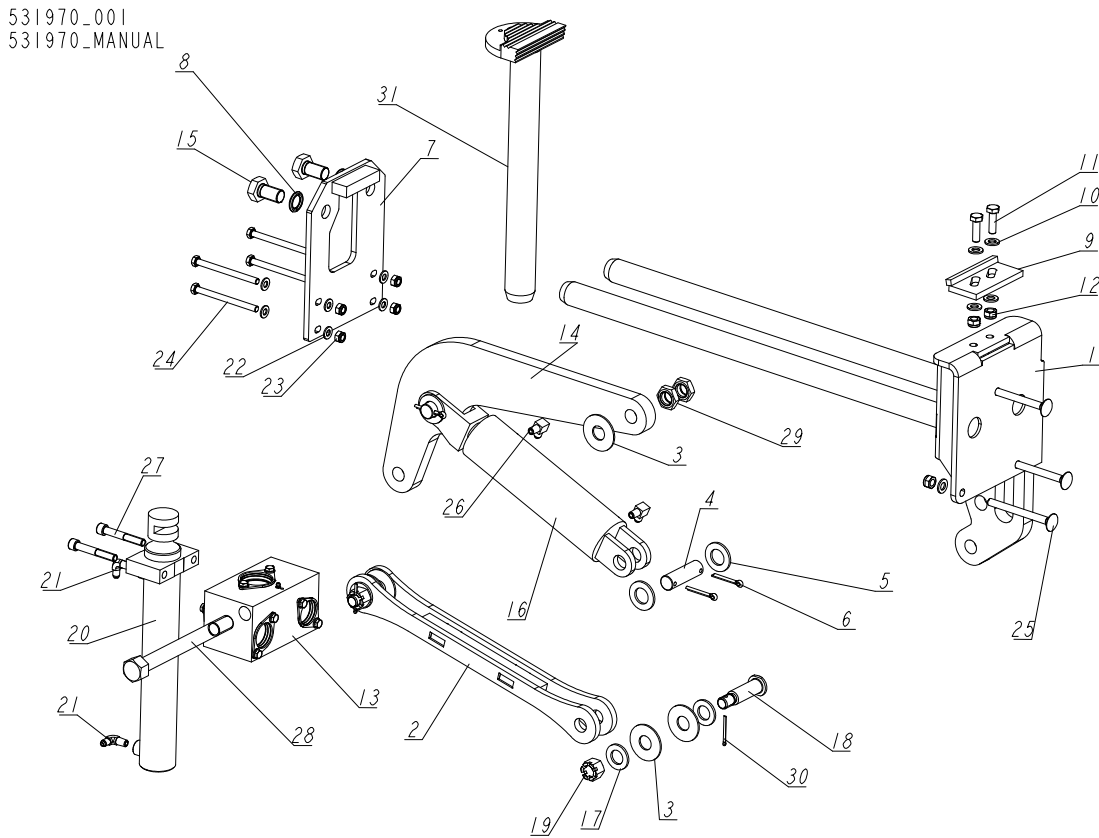
9.31 Log Loader, LTH WM Frame (No. 589821)



REF.	DESCRIPTION (* indicates parts available in assemblies only)	PART #	QTY
-	<b>LOG LOADER, LTH WM FRAME</b>	589821	1
1	BRACKET, LOG LODER - WIDER (LTH WM FRAME)	557199-1	2
-	LOADER, LOG - COMPLETE (9.5M FRAME)	090044	1
2	LOG LOADER WELDMENT	090006-1	1
3	FITTING, 3/16X3/16 STRAIGHT GREASE	P04107	2
4	SHACKLE, M-D WL 0.63 PN-92/W-89180	086540	1
5	CHAIN, TIE DOWN ASSEMBLY	A04376	1
-	FOOT, LOG LOADER - COMPLETE (9.5M FRAME)	090049	2
6	CHANNEL WELDMENT, LOG LOADER FOOT (9.5M FRAME)	090048-1	1
7	FITTING, 3/16X3/16 STRAIGHT GREASE	P04107	2
8	PIN WELDMENT, 25.4X158 ZINC-PLATED	099127-1	4
9	BOLT, 5/16-18 X 3/4 SELF-TAPPING	F05015-30	2
10	WASHER, 17 FLAT ZINC	F81058-1	8
-	CYLINDER ASSY, LOG LOADING SUPER	015562	2
11	CYLINDER, 70-32H203L457 HYDRAULIC	088680	1
12	FITTING, 1/4NPT VELOCITY FUSE 4.0GPM	015750	1
13	FITTING, 1/4NPT-1/4JIC SWIVEL ELBOW	P12199	1
14	FITTING, 3/8JIC-1/4NPT STRAIGHT	015560	2

REF.	DESCRIPTION (* indicates parts available in assemblies only)	PART #	QTY	
15	PIN, HYDRAULIC CYLINDER ZINC-PLATED	086979-1	4	
16	WASHER, 28 FLAT ZINC	F81061-1	8	
17	PIN, S-FE 5X40 COTTER	F81043-31	5	
18	BOLT, M16X140 HEX HEAD ZINC GRADE 8.8	F81006-4	4	
19	NUT, M16-8 HEX NYLON ZINC LOCK	F81036-2	4	
20	BOLT, M8X20 8.8 HEX HEAD FULL THREAD ZINC	F81002-4	2	
21	WASHER, 8.4 FLAT ZINC	F81054-1	2	
22	NUT, M8-8-B HEX NYLON ZINC LOCK	F81032-2	2	

9.32 Main Log Clamp, WM4000 (No. 531970)



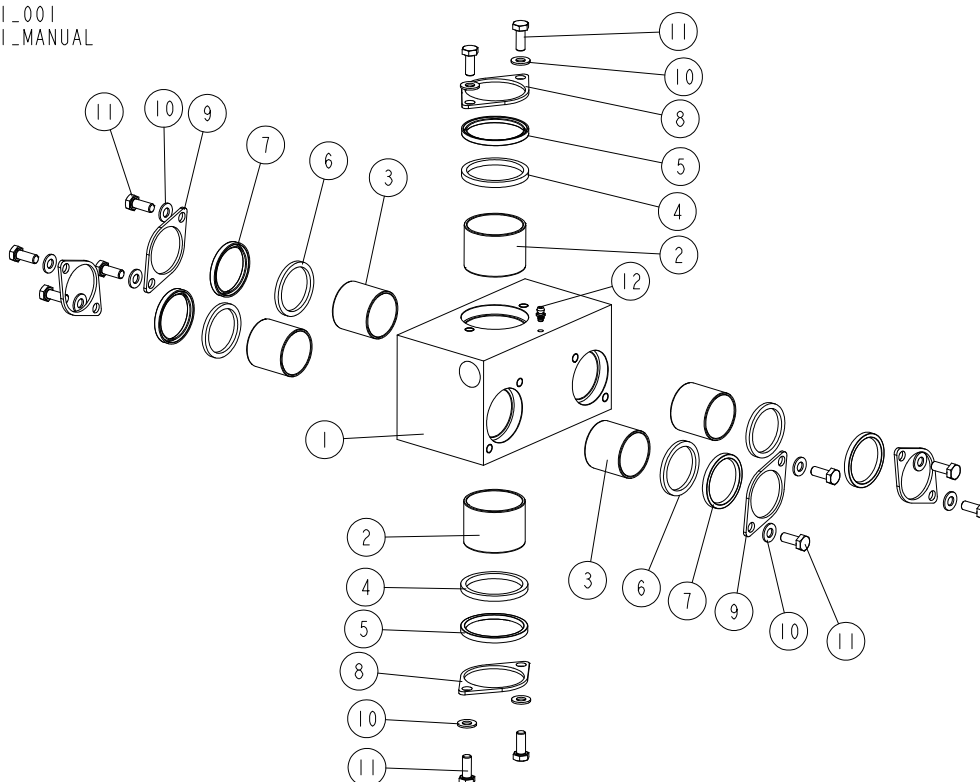
REF.	DESCRIPTION (* indicates parts available in assemblies only)	PART NO.	QTY
-	<b>CLAMP, WM4000 MAIN LOG</b>	531970	1
1	ROD ASSEMBLY, MAIN CLAMP HORIZONTAL	531969-1	1
2	ARM WELDMENT, HYDRAULIC CLAMP	086963-1	1
3	WASHER, 25X63 ZINC-PLATED	088585-1	5
4	PIN, HYDRAULIC CYLINDER ZINC-PLATED	086979-1	2
5	WASHER, 28 FLAT ZINC	F81061-1	4
6	PIN, S-ZN-6.3X45 COTTER	F81045-2	4
7	PLATE, SUPPORT - 2 RODS	531966-1	1
8	WASHER, Z22.5 SPLIT LOCK ZINC	F81059-4	2
9	STOP WELDMENT, HYDRAULIC LOG CLAMP	086980-1	1
10	WASHER, 13 FLAT ZINC	F81056-1	7
11	BOLT, M12X40-8.8 HEX HEAD FULL THREAD ZINC	F81004-4	2
12	NUT, M12 8 HEX NYLON ZINC LOCK	F81034-2	5
13	BLOCK, STEEL W/BUSHINGS - COMPLETE <a href="#">See Section 9.33</a>	521951	1
14	ARM, HYDRAULIC LOG CLAMP	086974-1	1
15	BOLT, M22X1.5X40-8.8-B HEX HEAD FULL THREAD ZINC	F81009-1	2
16	CYLINDER, CJ-S96-16-70/32/178 HYDRAULIC	088589	1
	GASKET, WM 70/32H178AU(088589)(088680)	589503-S	1
17	WASHER, 25 FLAT ZINC	F81061-3	4
18	PIN, B 24X95/85 ZINC-PLATED	F81049-2	2
19	NUT, Z M20-8-B SLOTTED CASTLE ZINC	F81037-3	2



REF.	DESCRIPTION (* indicates parts available in assemblies only)	PART NO.	QTY	
20	CYLINDER, CJ-S582-16-50/35/300 HYDRAULIC	711617	1	
21	FITTING, 1/4NPTX1/4JIC MALE ELBOW	P09142	2	
22	WASHER, 10.5 FLAT ZINC	F81055-1	8	
23	NUT, M10-8-B HEX NYLON ZINC LOCK	F81033-1	4	
24	BOLT, M10X125 8.8 HEX HEAD ZINC	F81003-18	4	
25	BOLT, M12X130 8.8 CARRIAGE ZINC	F81004-26	3	
26	FITTING, 3/8JIC-1/4NPT 90L	015491	2	
27	SCREW, M12X80-8.8-B-FE/ZN5HEX SOCKET HEAD CAP ZINC	F81004-20	2	
28	BOLT, M24X240-8.8-B HEX HEAD ZINC	F81009-17	1	
29	NUT, M24-04-B HEX THIN ZINC	F81039-3	2	
30	PIN, S-ZN-4X45 COTTER	F81043-22	2	
31	ROD ASSEMBLY, VERTICAL	710735-1	1	

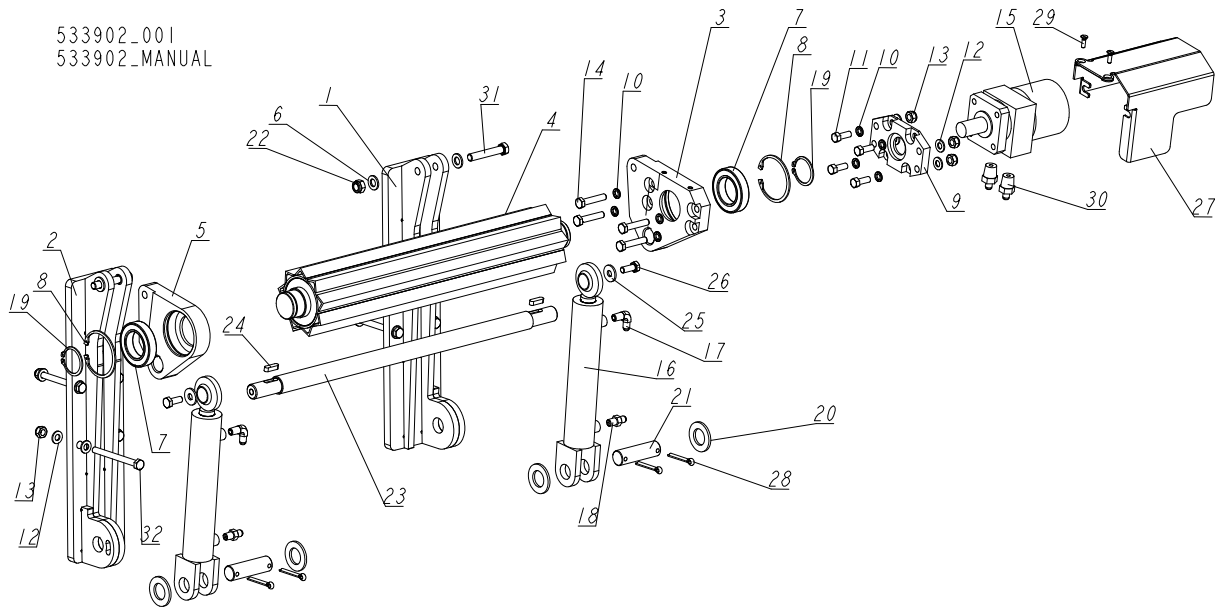
9.33 Steel Block w/Bushings (Part No. 521951)

521951\_001  
521951\_MANUAL



REF.	DESCRIPTION (* indicates parts available in assemblies only)	PART NO.	QTY
-	<b>BLOCK, STEEL W/BUSHINGS - COMPLETE</b>	521951	1
-	BLOCK, STEEL W/BUHINGS	521950-1	1
1	BLOCK, STEEL	521937	1
2	BUSHING, 5040BS SELF-LUBRICATING	088660	2
3	BUSHING, 4040BS SELF-LUBRICATING	525077	4
4	WASHER, 51/60-5	089324	2
5	WIPER, ZZ-50X60X7	088587	2
6	WASHER, WIPER - WIDE	525080	4
7	WIPER, ZZ-40X50X5/7	525079	4
8	FLANGE, CLAMP ROD WIPER	088887-1	2
9	FLANGE, WIPER	525081-1	4
10	WASHER, 8.4 FLAT ZINC	F81054-1	12
11	BOLT, M8X20 8.8 HEX HEAD FULL THREAD ZINC	F81002-4	12
12	FITTING, 3/16X3/16 STRAIGHT GREASE	P04107	1

9.34 Driven Log Levelling Roller - Left w/2 Cylinders (No. 533902)



REF.	DESCRIPTION (* indicates parts available in assemblies only)	PART NO.	QTY
-	<b>ROLLER, DRIVEN LOG LEVELLING - LEFT W/2 CYLINDERS</b>	533902	1
1	BRACKET, WM4000 ROLLER MOUNT - RIGHT	531954-1	1
2	BRACKET, WM4000 ROLLER MOUNT - LEFT	531962-1	1
3	BRACKET, POWER ROLLER SIDE (W/HM CONNECTOR)	507684-1	1
4	ROLLER WELDMENT, DRIVEN LOG LEVELLING	096028-1	1
5	BRACKET, POWER ROLLER SIDE	507687-1	1
6	WASHER, 13 FLAT ZINC	F81056-1	4
7	BEARING, 6009.2RSR ROLLING (FAG)	096025	2
8	RING, W 75 INSIDE RETAINING	F81090-41	2
9	PLATE, HYDRAULIC MOTOR MOUNT	096030-1	1
10	WASHER, Z 10.2 SPLIT LOCK ZINC	F81055-2	8
11	BOLT, 3/8-16X1 HH	F05007-7	4
12	WASHER, 10.5 FLAT ZINC	F81055-1	20
13	NUT, M10-8-B HEX NYLON ZINC LOCK	F81033-1	12
14	BOLT, M10X50-8.8 HEX HEAD FULL THREAD ZINC	F81003-4	4
15	MOTOR, MG06-13-13AAAB HYDRAULIC	P21506	1
-	CYLINDER, HYDRAULIC W/FITTINGS	085937	2
16	CYLINDER, CJ-S170-16-40/25/152 HYDRAULIC	088681	1
17	FITTING, 1/4NPTX1/4JIC MALE ELBOW	P09142	1
18	FITTING, 1/4NPTX1/4JIC MALE	P09143	1
19	RING, Z 45 OUTSIDE RETAINING	F81090-32	2
20	WASHER, 28 FLAT ZINC	F81061-1	4
21	PIN, HYDRAULIC CYLINDER ZINC-PLATED	086979-1	2
22	NUT, M12 8 HEX NYLON ZINC LOCK	F81034-2	2
23	ROD, CONNECTION	520349	1
24	KEY, A8X7X28 PARALLEL	096035	2
25	WASHER, 10.5 SPECIAL FLAT ZINC	F81055-6	3
26	BOLT, M10X25 8.8 HEX HEAD FULL THREAD	F81003-31	3

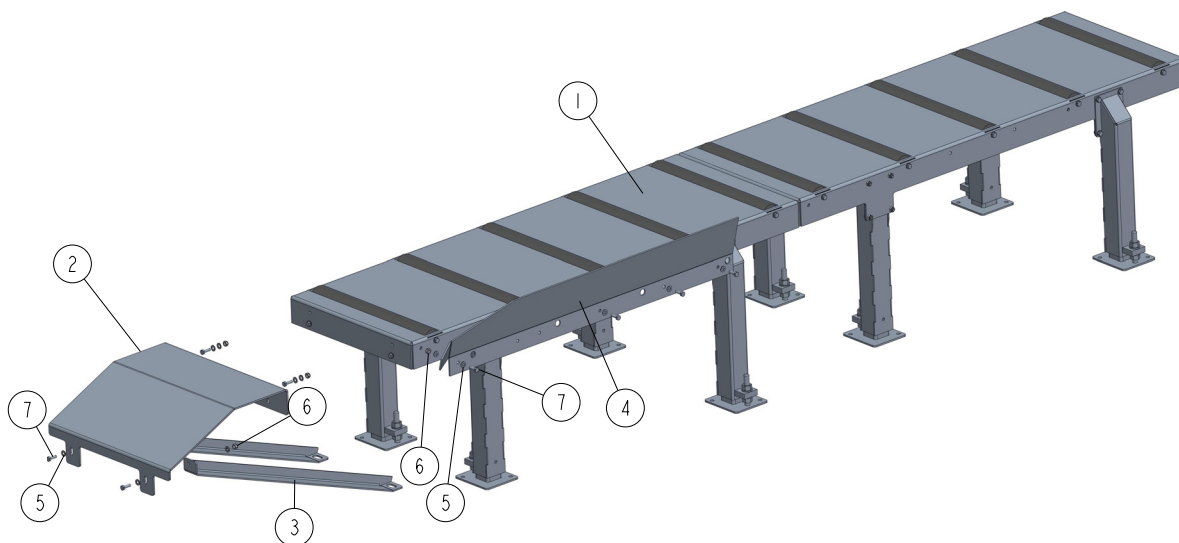
REF.	DESCRIPTION (* indicates parts available in assemblies only)	PART NO.	QTY	
27	GUARD, HYDRAULIC MOTOR	507690-1	1	
28	PIN, S-ZN-6.3X45 COTTER	F81045-2	4	
29	SCREW, M6X20-5.8-B SLOTTED COUNTERSUNK HEAD ZINC	F81001-31	2	
30	FITTING, 1/2-14NPT/ 7/16-20UNF STRAIGHT W/EXTERNAL THREAD	096919	2	
31	BOLT, M12X70-8.8 HEX HEAD ZINC	F81004-39	2	
32	BOLT, M10X110-8.8 HEX HEAD ZINC	F81003-43	8	

---

**SECTION 10 DOUBLE TABLE LTH 550165**

### 10.1 Double Table LTH. 550165

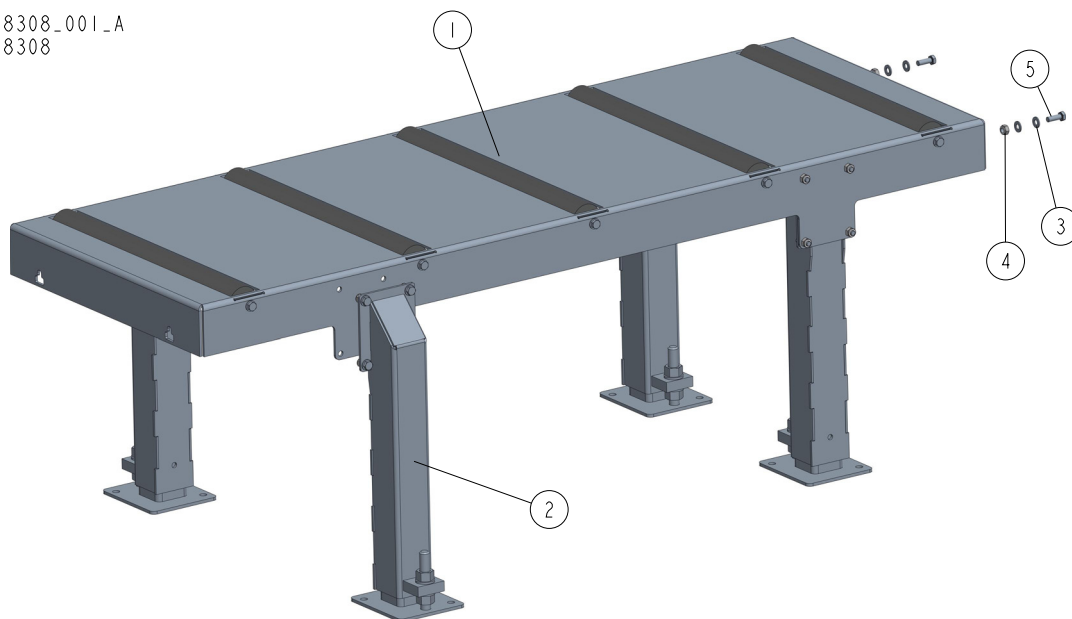
550165\_001\_A  
550165



REF	DESCRIPTION (◆ indicates parts available in assemblies only)	PART #	QTY
-	<b>DOUBLE TABLE LTH</b>	550165	1
1	TABLE, MODULE LTH <a href="#">See Section 10.2</a>	568308	2
2	PLATE FRONT TABLE FRAME H	550179-1	1
3	SUPPORT TABLE TOP FRAME H	550180-1	2
4	PLATE SIDE TABLE FRAME H	550183-1	1
5	WASHER, 10.5 FLAT ZINC	F81055-1	16
6	NUT, M10-8-B HEX NYLON ZINC LOCK	F81033-1	8
7	BOLT, DIN933-M10X30-8.8-A2E	F81003-111	8

10.2 Table Module LTH. 568308

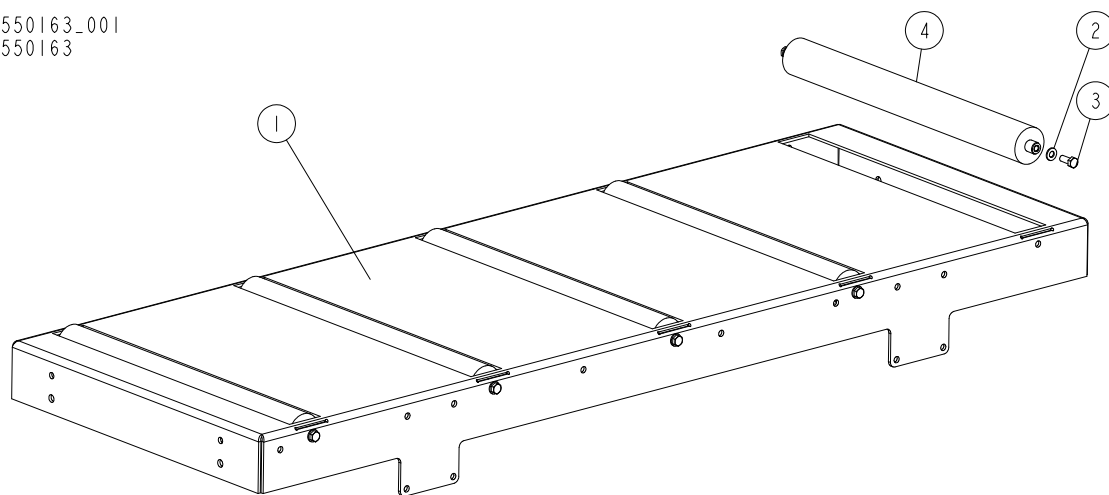
568308\_001\_A  
568308



REF	DESCRIPTION (◆ indicates parts available in assemblies only)	PART #	QTY
-	TABLE, MODULE LTH	568308	1
1	TABLE, LONG, FRAME H <a href="#">See Section 10.3</a>	550163	1
2	LEG, LEFT ADJUSTABLE STATIONARY <a href="#">See Section 10.4</a>	501639	4
3	WASHER, 10.5 FLAT ZINC	F81055-1	4
4	NUT, M10-8-B HEX NYLON ZINC LOCK	F81033-1	2
5	BOLT, DIN933-M10X30-8.8-A2E	F81003-111	2

10.3 Long Table LTH. 550163

550163\_001  
550163

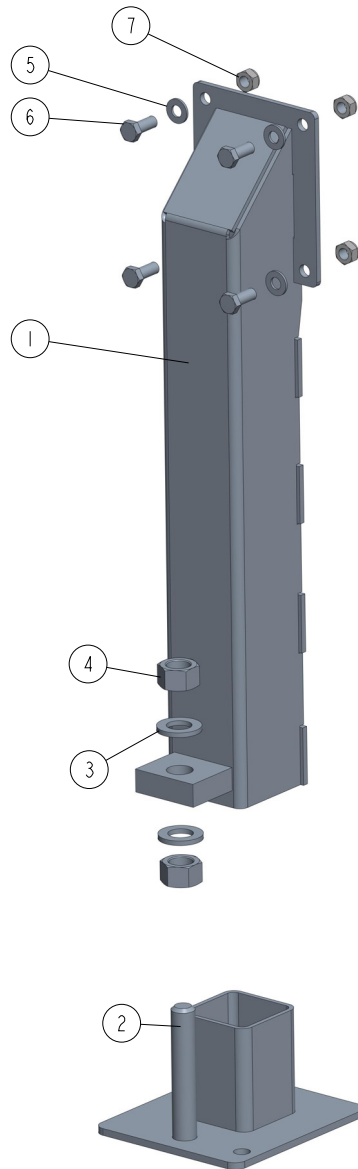


REF	DESCRIPTION (◆ indicates parts available in assemblies only)	PART #	QTY
-	TABLE, LONG, FRAME H	550163	1
1	TABLE TOP FRAME H	550164-1	1
2	WASHER, 10.5 FLAT ZINC	F81055-1	10
3	BOLT, M10X25-8.8 HEX HEAD FULL THREAD ZI	F81003-11	10
4	ROLLER 63.5/20X590	501090-1	5



### 10.4 Stationary Leg (Part No. 501639)

501639\_001  
501639\_MANUAL



REF.	DESCRIPTION (* indicates parts available in assemblies only)	PART NO.	QTY	
-	<b>LEG, LEFT STATIONARY ADJUSTABLE</b>	501639	1	
1	TUBE WELDMENT, ADJUSTABLE LEG	507715-1	1	
2	FOOT	586948-1	1	
3	WASHER, 21 FLAT ZINC	F81059-2	2	
4	NUT, M20-8 HEX ZINC	F81037-1	2	
5	WASHER, 10.5 FLAT ZINC	F81055-1	4	
6	BOLT, M10X25 8.8 HEX HEAD FULL THREAD ZINC	F81003-11	4	
7	NUT, M10-8-B HEX NYLON ZINC LOCK	F81033-1	4	