

Wood-Mizer®

Parts Manual

LT20 Series AH Super	rev. A3.10
LT20 Series AH Wide Super	rev. A3.10
LT20 Series DH Super	rev. A3.10
LT20 Series DH Wide Super	rev. A3.10



Safety is our #1 concern! Read and understand all safety information and instructions before operating, setting up or maintaining this machine.

Form #1065

Table of Contents

Section-Page

SECTION 1	GENERAL INFORMATION	1-1
1.1	How To Use the Parts List.....	1-1
1.2	Sample Assembly	1-1
SECTION 2	BLADE GUIDE ASSEMBLIES	2-1
2.1	Blade Guide Assembly, Idle Side.....	2-1
2.2	Blade Guide Assembly, Drive Side.....	2-2
2.3	Blade Guide Arm Assembly.....	2-3
2.4	Blade Guide Arm w/Guard	2-4
2.5	Blade Guide Arm w/Guard, LT20 Wide	2-5
2.6	Blade Guide Arm Drive.....	2-6
SECTION 3	BLADE WHEELS & TENSIONER	3-1
3.1	Blade Wheel Assembly, Drive Side	3-1
3.2	Blade Wheel Assembly, Idle Side	3-2
3.3	Blade Tensioner Assembly	3-4
SECTION 4	SAW HEAD	4-1
4.1	Middle Throat Screw	4-1
4.2	Water Lube Assembly	4-2
4.3	Blade Lube System.....	4-3
4.4	LT20AC Saw Head Decals	4-4
4.5	LT20DC Saw Head Decals	4-6
4.6	Blade Housing Cover	4-8
4.7	Control Box (AC Sawmills)	4-10
4.8	Control Box (DC Sawmills)	4-12
4.9	Drum Switches	4-14
4.10	Sawdust Chute	4-15
4.11	Up/Down Cable Chain Assembly	4-16
4.12	Saw Head Transport Bracket	4-17
4.13	Saw Head Rest Pin Assembly (LT20ME15SAH7-2.2 Sawmills)	4-18
4.14	Saw Head Rest Pin Assembly (mobile sawmills)	4-19
4.15	Saw Head Rest Bracket. Plate Mount.	4-20
4.16	LT Sawmill Saw Head Rest Bracket	4-21
4.17	Saw Head Support Bracket (New M-type Frame, Mobile Sawmills)	4-22
4.18	Saw Head Support Bracket, LT20 Wide - "M" Frame	4-23
4.19	LT20 Laser Sight	4-24
4.20	Drive Belt Tensioner 098456	4-25
4.21	Drive Belt Tensioner 097842	4-27
4.22	Tension Roller 509902	4-29
SECTION 5	UP/DOWN ASSEMBLY	5-1
5.1	Up/Down Assembly, AC Mills	5-1
5.2	Up/Down Assembly, DC Mills	5-3
5.3	Up/Down Chain Tensioner Assembly.....	5-5
5.4	Battery Box Assembly (DC Sawmills)	5-6

SECTION 6	UP/DOWN ROLLERS & BLADE HEIGHT SCALE	6-1
6.1	Up/Down Rollers	6-2
6.2	Limit Switches	6-4
6.3	Blade Height Scale Assembly (No. 586998)	7-5
6.4	Blade Height Scale Assembly (DC, No. 587006)	7-7
SECTION 7	POWER FEED & TRACK ROLLERS	8-1
7.1	Power Feed Assembly, AC Mills	8-1
7.2	Power Feed Assembly, DC Mills	8-2
7.3	Upper Track Rollers And Wipers	8-3
7.4	Lower Track Rollers	8-5
SECTION 8	BED FRAME ASSEMBLY	9-1
8.1	Bed Rail Assembly, Front (LT20/40/70M Super)	9-1
8.2	Bed Rail Assembly, Middle (LT20/40/70M Super)	9-2
8.3	Flat Bed Rail (LT70S Super)	9-3
8.4	Additional Angled Bed Rail (Long) - Complete	9-5
8.5	Additional Flat Bed Rail (Long) - Complete	9-6
8.6	Additional Flat Bed Rail (Short) - Complete	9-7
8.7	Additional Angled Bed Rail (Short) - Complete	9-8
8.8	Angled Bed Rails for "M" Frame	9-9
8.9	Angled Bed Rails for "M-Super" Frame	9-11
8.10	Plate Set, M Type Frame Bed Rail 1-2 & 2-3 (Option).....	9-12
8.11	Bed Extension LT40 (0.9m) - Complete	9-13
8.12	Fine Adjust Outrigger Leg.....	9-15
8.13	Board Removal Bumper for "M" Frame	9-16
8.14	Long Table	9-17
8.15	Outrigger Leg Kit, M Super Frame	9-18
8.16	Stationary Legs for "M" Super Frame	9-19
8.17	Stationary Legs, "S" Super Frame	9-21
8.18	Board Removal Bumper Assembly ("Super" Frame)	9-23
8.19	LT20/40/70M Saw Head Rest Pin Assembly	9-25
8.20	Tie Down Chain Assembly	9-26
8.21	Blockade, LT40 Control Box	9-27
8.22	Stationary Legs, "M" Super Frame	9-28
8.23	Inspection Platform (DC Sawmills Only)	9-30
8.24	Inspection Platform (New M-type Frame, Mobile Sawmills)	9-31
8.25	Inspection Platform (M-type Frame Sawmills)	9-32
8.26	Inspection Platform for the Old Type Frame (Optional).....	9-33
8.27	Octagonal Profile Sawing Tool (Option)	9-34
8.28	Sawmill Transport Bracket Assembly (Option)	9-35

Table of Contents

Section-Page

SECTION 9 HYDRAULIC SYSTEM

10-1

9.1	Hydraulic Hoses, LT40/70M Super	10-1
9.2	Hydraulic Boxes, Super AC	10-3
9.3	Quick Disconnect Fittings for 1/4" Hoses (LT70M Super, Option)	10-4
9.4	Quick Disconnect Fittings for 3/8" Hoses (LT70M Super, Option)	10-5
9.5	Hydraulic Control Box, LT20 Series AHS3	10-6
9.6	Hydraulic Control Box, LT40/70 AC 14-Section	10-8
9.7	Hydraulic Control Box, LT40/70M Super (AC)	10-11
9.8	Hydraulic Control Box, LT40/70 Series AHS2/3/4	10-13
9.9	Hydraulic Control Box, LT40/70 AHS2	10-15
9.10	Hydraulic Control Box, AC 11-Section	10-17
9.11	Hydraulic Control Box, LT40/LT70 AC 10-Section	10-20
9.12	Hydraulic Electrical Box, AC	10-22
9.13	Shock Absorber Assembly - Option for Sawmills Equipped with Hydraulics	10-23
9.14	Wireless Control Assembly (Option)	10-25
9.15	Hydraulic Log Loader, S/M Frame	10-26
9.16	Hydraulic Log Loader for "M" Super Frames.....	10-28
9.17	Hydraulic Log Loader, Extended for "S", "M" and "M Super" Frames with 2.5 t. and 2.6 t.	

Table of Contents

Section-Page

Trailer	10-30
9.18	Hydraulic Log Side Supports (for Stationary Sawmills)	10-32
9.19	Vertical Side Support Kit - L-type frame	10-33
9.20	Hydraulic Log Turner	10-35
9.21	Chain Log Turner with Bracket	10-37
9.22	Chain Log Turner	10-38
9.23	Hydraulic Log Side Supports (for Stationary Sawmills).....	10-40
9.24	Hydraulic Log Side Supports (for Stationary Sawmills)	10-42
9.25	Vertical Side Support for Stationary Frames	10-43
9.26	Vertical Side Support (for Stationary Frames)	10-45
9.27	Hydraulic Log Side Supports (for Mobile Sawmills).....	10-47
9.28	Hydraulic Log Side Supports (for Mobile Sawmills)	10-49
9.29	Hydraulic Pull-Down Clamp	10-51
9.30	Main Hydraulic Log Clamp (2 Rods)	10-53
9.31	Hydraulic Log Clamp - main.....	10-55
9.32	Main Log Clamp (540970)	10-57
9.33	Two-Plane Log Clamp - M-type Frame +100 (544213)	10-59
9.34	Hydraulic Log Side Supports (Super Version).....	10-61
9.35	Hydraulic Toe Board	10-63
9.36	Left Hydraulic Toe Board (mounted on lower bed rail)	10-64
9.37	Driven Log Levelling Roller (mounted on lower bed rail)	10-65
9.38	Power Toe Roller.....	10-67
9.39	Power Toe Roller (Option)	10-69
9.40	Driven Log Levelling Roller, Lower Bed Rail (Option)	10-71
9.41	Driven Log Levelling Roller, Right w/2 Cylinders (Option)	10-73
9.42	Driven Log Levelling Roller, Left w/2 Cylinders	10-75
9.43	Hydraulic Toe Board, Bottom Bed Rail	10-77
9.44	Log Side Support Roller. 516142	10-78
9.45	Hydraulic Cylinder. 520414	10-79
9.46	Cylinder Assembly. 555238	10-80
9.47	Front Box. 555429	10-81
9.48	Front Box. 555430	10-83
9.49	Rear Box. 555445	10-85
9.50	Front Box. 555461	10-87
9.51	Rear Box. 555444	10-89
9.52	Front Box. 555462	10-91
9.53	Front Box. 555426	10-93
9.54	Front Box. 555427	10-95
9.55	Front Box. 555432	10-97
9.56	Front Box. 555433	10-99
9.57	Front Box. 555435	10-101

SECTION 1 GENERAL INFORMATION

1.1 How To Use the Parts List

- Use the index above to locate the assembly that contains the part you need.
- Go to the appropriate section and locate the part in the illustration.
- Use the number pointing to the part to locate the correct part number and description in the table.
- Parts shown indented under another part are included with that part.
- Parts marked with a diamond (◆) are only available in the assembly listed above the part.

See the sample table below. Sample Part #A01111 includes part F02222-2 and subassembly A03333. Subassembly A03333 includes part S04444-4 and subassembly K05555. The diamond (◆) indicates that S04444-4 is not available except in subassembly A03333. Subassembly K05555 includes parts M06666 and F07777-77. The diamond (◆) indicates M06666 is not available except in subassembly K05555.

1.2 Sample Assembly				
REF.	DESCRIPTION (◆ Indicates Parts Available In Assemblies Only)	PART #	QTY	
	Sample Assembly, Complete (Includes All Indented Parts Below)	A01111	1	
1	Sample Part	F02222-22	1	
	Sample Subassembly (Includes All Indented Parts Below)	A03333	1	
2	Sample Part (◆ Indicates Part Is Only Available With A03333)	S04444-4	1	◆
	Sample Subassembly (Includes All Indented Parts Below)	K05555	1	
3	Sample Part (◆ Indicates Part Is Only Available With K05555)	M06666	2	◆
4	Sample Part	F07777-77	1	

To Order Parts:

- From Europe call our European Headquarters and Manufacturing Facility in Kolo, Poland at **+48-63-2626000**. From the continental U.S., call our toll-free Parts hotline at **1-800-525-8100**. Have your customer number, vehicle identification number, and part numbers ready when you call. From other international locations, contact the Wood-Mizer distributor in your area for parts.

Office Hours:

Country	Monday - Friday	Saturday	Sunday
Poland	7-15	Closed	Closed
US	8 a.m.- 5 p.m.	8 a.m.- 12 p.m.	Closed



CAUTION! It is strongly recommended that only original spare parts be used.

Getting Service

Wood-Mizer is committed to providing you with the latest technology, best quality and strongest customer service available on the market today. We continually evaluate our customers' needs to ensure we're meeting current wood-processing demands. Your comments and suggestions are welcome.

General Contact Information

From Europe call your local distributor or our European Headquarters and Manufacturing Facility in Koło, Nagórna 114 St, Poland at **+48-63-2626000**. From the continental U.S., call our U.S. Headquarter 8180 West 10th St.Indianapolis, IN 46214, toll-free at **1-800-525-8100**. Ask to speak with a Customer Service Representative. Please have your machine identification number and your customer number ready when you call. The Service Representative can help you with questions about the operation and maintenance of your machine. He also can schedule you for a service call.

Office Hours:

Country	Monday - Friday	Saturday	Sunday
Poland	7 a.m.- 3 p.m.	Closed	Closed
US	8 a.m.- 5 p.m.	8 a.m.- 12 p.m	Closed

Please have your vehicle identification number and your customer number ready when you call.

Wood-Mizer will accept these methods of payment:

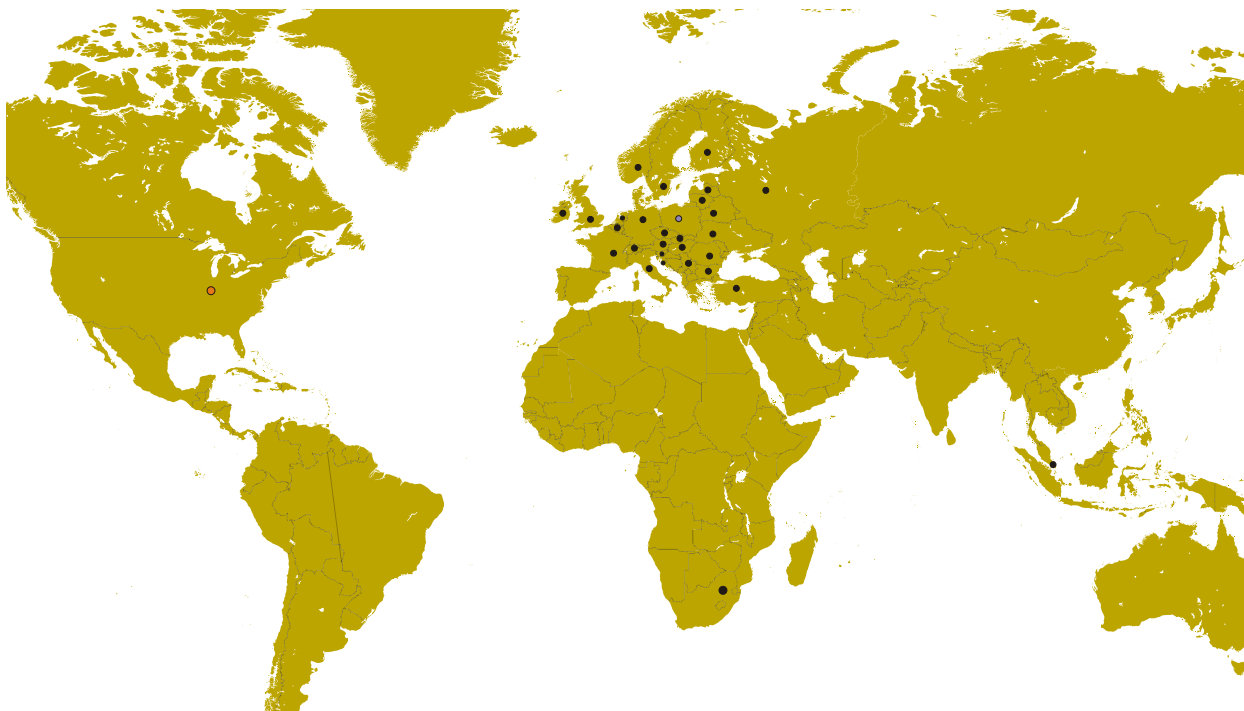
- Visa, Mastercard, or Discover
- COD
- Prepayment
- Net 15 (with approved credit)



Be aware that shipping and handling charges may apply. Handling charges are based on size and quantity of order.

Technical data are subject to change without prior notice.

Actual product may differ from product images. Some illustrations show machines with optional equipment.

Branches & Authorized Sales Centers Wood-Mizer Locations (North and South America)



EUROPE		UNITED STATES
<p> European Headquarters Wood-Mizer Industries Sp. z o.o. Nagórna 114, 62-600 Kolo, Poland Tel.: +48-63-26-26-000 Fax: +48-63-27-22-327 www.woodmizer.eu</p>		<p> World Headquarters Wood-Mizer LLC 8180 West 10th Street Indianapolis, Indiana 46214-2400, USA Tel.: +1-317-271-1542 Fax: +1-317-273-1011 www.woodmizer.com</p>
<p>BELARUS MOST-GRUPP Siemashko 15, k.3 Minsk 2200116 Tel.: +375-17-270-90-08 Fax: +375-17-270-90-08 GSM: +375-29-649-90-80 e-mail: most-by@mail.ru</p>	<p>SWITZERLAND Stefan Wespi Maschinen u. Geräte Spezialarbeiten GmbH Eichstraße 4 6353 Weggis Tel.: +41-413-900-312 GSM: +41-799-643-594 info@woodmizer.ch www.woodmizer.ch</p>	<p>RUSSIA Dariusz Mikołajewski OOO WOOD-MIZER INDUSTRIES 141031, Moscow Reg., Mytishenski raj., pos. Veshki, Zavodskaja str., 3B Tel.Fax: +7(495) 788-72-35 Tel.Fax: +7(495) 641-51-60 e-mail: dariuszm@woodmizer-moscow.ru</p>
<p>BULGARIA Kalin Simeonov Ecotechproduct 38 Star Lozenski pat str. Sofia 1186 Tel.: +359-2-462-7035 Tel.: +359-2-963-1656 Tel./Fax : +359-2-979-1710 Kalin Simeonov GSM: +3592-963-2559 e-mail: office@ecotechproduct.com</p>	<p>HUNGARY Wiktor Turoczy Wood-Mizer Hungary K.F.T. Szonyi Ut 67., 2921 Komárom Tel./Fax: +36-34-346-255 e-mail: woodmizer@woodmizer.hu</p>	<p>RUSSIA Far East Wladimir Glazaczew "WM Service" Krasnoretchenskaya Str.111 680006 Khabarovsk Tel./Fax: +7-914-541-1183 e-mail: wms-khv@mail.ru</p>

Branches & Authorized Sales Centers Wood-Mizer Locations (North and South America)

<p>CROATIA Krešimir Pregernik Pregimex d.o.o. S. Batušićeva 31, 10090 Zagreb Tel./Fax: +3851-38-94-668 Krešimir Pregernik GSM: +3851-98-207-106 e-mail: Kresimir.Pregernik@gmail.com</p>	<p>ITALY Pasquale Felice Wood-Mizer Italia Srl Cda. Capoiaccio SN 86012 Cercemaggiore Campobasso Tel./Fax: +39-0874-798-357 GSM: +39-333-281-03-79 e-mail: wmitaliasrl@gmail.com</p>	<p>SERBIA Dragan Markov Wood-Mizer Balkan d.o.o. Svetosavska GA 3/3; P. Fah 25 23 300 Kikinda Tel./Fax: +381-230-25-754 Tel./Fax: +381-230-23-567 GSM: +381-63-568-658 e-mail: office@woodmizer.co.yu</p>
<p>CZECH REPUBLIC Miroslav Greill Wood-Mizer CZ s.r.o. Za Kasárny 946 339 01 Klatovy Tel: +420-376-312-220 GMS: +420-608-111-104 Miroslav Greill GMS: + 420-602-439-799 E-mail: woodmizer@woodmizer.cz</p>		<p>SLOVAKIA Wiktor Turoczy Wood-Mizer Danubia s.r.o. Hadovce 5, 94501 Komárno Tel.: +421-35-77-40-316 Fax: +421-35-7740-326 GSM: +421-905-930-972 e-mail: woodmizer@woodmizer.sk</p>
<p>CZECH REPUBLIC Lubomir Kudlik Wood-Mizer Moravia Sovadinova 6 69002 Breclav Tel./Fax: +420-519-322-443 Lubomir Kudlik GSM: +420-602-734-792 e-mail: info@wood-mizer.net</p>	<p>LATVIA Vilmars Jansons OBERTS Ltd Gaujas str. 32/2 LV-2167 Marupe, Rigas Raj. Tel.: +371-7-810-666 Fax: +371-7-810-655 Vilmars Jansons GSM: +371-92-06-966 Andris Orols GSM: +371-28-33-07-90 e-mail: andris@oberts.lv</p>	<p>TURKEY Er-Ka Ahsap Profil Kerestecilik San. ve Tic. Ltd. Sti. Adana Keresteciler Sitesi 191 sk No.41 ADANA Tel.: +90-322-346-15-86 Fax: +90-322-345-17-07 GSM: +90-533-363-18-44 e-mail: info@erkaahsap.com.tr</p>
<p>FINLAND Howard Blackbourn Oy Falkberg Jordbruk Ab Falkintie 220 25610 Ylonkyla Tel.: +358-2732-2253 Fax: +358-2732-2263 Howard Blackbourn GSM: +358-440-424-339 e-mail: falkberg@woodmizer.fi</p>	<p>LITHUANIA Andrius Zuzevicius UAB Singlis Savanoriu pr. 187, 2053 Vilnius Tel.: +370-5-2-32-22-44 Fax: +370-5-2-64-84-15 GSM: +370-620-28-645 e-mail: andrius.z@singlis.lt Dmitrij Gaiduk GSM: +370-69-84-51-91 e-mail: dmitrijus.g@singlis.lt</p>	<p>UKRAINE Ivan Vinnicki MOST UKRAINA bul. Myru 3, Bajkivtsi Ternoplskyj r-j Ternopolska oblast 47711 Ukraine Tel/Fax: +38 (0352) 52 37 74 GSM: +38 (067) 352 54 34 GSM: +38 (067) 674 50 68 E-mail: most-ukraine@ukr.net</p>
<p>FRANCE Tizoc Chavez Wood-Mizer France 556 chemin des Embouffus, ZAC des Basses Echarrieres 38440 SAINT JEAN DE BOURNAY Tel: +33-4 74 84 84 44 GSM: +33-607 52 02 82 Mail: tchavez@woodmizer.fr</p>	<p>NORWAY Tor Bakken Flaathe Bakken Flaathe A/S Løkenvegen 5, 2034 Holter Tel: + 47-638 74 989 Sales: + 47- 412 80 076 Service: +47- 975 87 588 post@woodmizer.no www.woodmizer.no</p>	<p>UNITED KINGDOM & IRELAND Wood-Mizer UK Hopfield Barn Kenward Road, Yalding Kent ME18 6JP, UK Tel.: +44-1622-813-201 Fax: +44-1622-815-534 e-mail: info@woodmizer.co.uk</p>
<p>SLOVENIA Jan Fale FAMTEH d.o.o. Gacnikova pot 2, 2390 Ravne na Koroskem Tel.: +386-2-62-04-232 Fax: +386-2-62-04-231 Jan Fale GSM: +386-2-62-04-230 e-mail: jan.fale@famteh.si Matjaz Kolar Tel.: +386-2-62-04-232 GSM: +386-31-775-999 e-mail: matjaz.kolar@famteh.si</p>	<p>Teknomak Mobilya Makinaları Kesici Takımlar San. ve Tic. Ltd. Şti. Nato Yolu Cad. Sen Sok. No. 4 Ümraniye 34775 Istanbul TURKEY +90 216 661 40 33-34 +90 216 661 40 35 info@teknomakmakina.com.tr www.teknomakmakina.com.tr</p>	

Branches & Authorized Sales Centers Wood-Mizer Locations (North and South America)

<p>GERMANY/AUSTRIA Klaus Longmuss Wood-Mizer GmbH Dorfstraße 5, 29485 Schletau Büro Tel: +49-5883 988 010 Werkstatt Tel: +49-5883 988 220 Ersatzteilservice Tel: +49 58 83 - 98 80 250 Schärfservice Tel: +49-58 83 - 98 80 270 E-mail: info@woodmizer.de www.woodmizer.de Klaus Longmuss Tel.: +49-5883-9880-12 GSM: +49-17-298-55-892 e-mail: KLongmuss@woodmizer.de</p>	<p>Subagent: SWEDEN Kjell Larsson Mekwood AB Slingan 14, 812 41 Gästrike-Hammarby Tel.: +46-290-515-65 Kjell Larsson GSM: +46-706-797-965 e-mail: kjell.larsson@mekwood.se</p>	<p>IRELAND Wood-Mizer Ireland Stephen Brennan Cum Lahardane Ballina County Mayo Tel:+353 96 51345 E-mail: brennanmill@ericom.net</p>
<p>Subagents: DENMARK Kevin Christiansen Kevin Christiansen's savværker PMV Arnborgvej 40, 7330 Brande- Fasterholt Mobile: +45 61468763 Mobile: +45-23495828 Info@woodmizer.dk www.woodmizer.dk</p>	<p>ROMANIA Adrian Echert SC WOOD-MIZER RO SRL TRANSILVANIEI Nr. 5 Sibiu, Cisanadie 555300 Tel./Fax: : +40-369-405-433 GSM: +40-745-707-323 e-mail: aechert@woodmizer.ro</p>	<p>Regional Manager - Asia Robert Moxham Regional Direction - Asia Wood-Mizer Asia Manufacturing Co., Ltd. No.2, Gongyequ 40th Rd. Xitun District, Taichung City, 40768, Taiwan, R.O.C. TEL: +886-4-2359 3022 FAX: +886-4-2359 3205 CELL: +886-9-0568 7708 EMAIL: RMoxham@woodmizer.com www.woodmizerasia.com Skype: r.g.moxham</p>
<p>NETHERLANDS Gerlo Breukers Breukers Houtzagerij en Bosbouwmachines Hazenweg 5, 7481 PC Haaksbergen Tel: +31-535741326 Mobile: +31-620419412 info@woodmizer.nl www.woodmizer.nl</p>	<p>Subagent: ROMANIA M. Echert S.C. Echert Comprod s.r.l Str. Schitului Nr. 6, Apt.7 etajul-1 725 70 Vatra Dornei, Romania Tel./Fax: +40-230-374-235 Tel. : +40-740-35-35-74</p>	<p>Regional Manager - Africa Gavin Prowse Regional Sales Director - Africa Wood-Mizer Africa (Pty) Ltd. Unit 1, Leader Park 20 Chariot Street Stormill Ext.5 Maraisburg, Johannesburg South Africa TEL: +27 11 473 1313 FAX: +27 11 473 2005 CELL: +27 71 398 8010 EMAIL: growse@woodmizer.com www.woodmizerafrika.com Skype: gavin.prowse</p>

USA World Headquarters

Serving North & South America, Oceania, East Asia

Wood-Mizer LLC
 8180 West 10th Street
 Indianapolis, IN 46214

 Phone: 317.271.1542 or 800.553.0182
 Customer Service: 800.525.8100
 Fax: 317.273.1011
 Email: infocenter@woodmizer.com

Brazil Headquarters

Serving Brazil

Wood-Mizer do Brasil
 Rua Dom Pedro 1, No: 205 Bairro: Sao Jose
 Ivoti/RS CEP:93.900-000

 Tel: +55 51 9894-6461/ +55 21 8030-3338/ +55 51 3563-4784
 Email: info@woodmizer.com.br

Canadian Headquarters

Serving Canada

Wood-Mizer Canada
 396 County Road 36, Unit B
 Lindsay, ON K9V 4R3

 Phone: 705.878.5255 or 877.357.3373
 Fax: 705.878.5355
 Email: ContactCanada@woodmizer.com

Europe Headquarters

Serving Europe, Africa, West Asia

Wood-Mizer Industries Sp z o.o.
 Nagorna 114
 62-600 Kolo, Poland

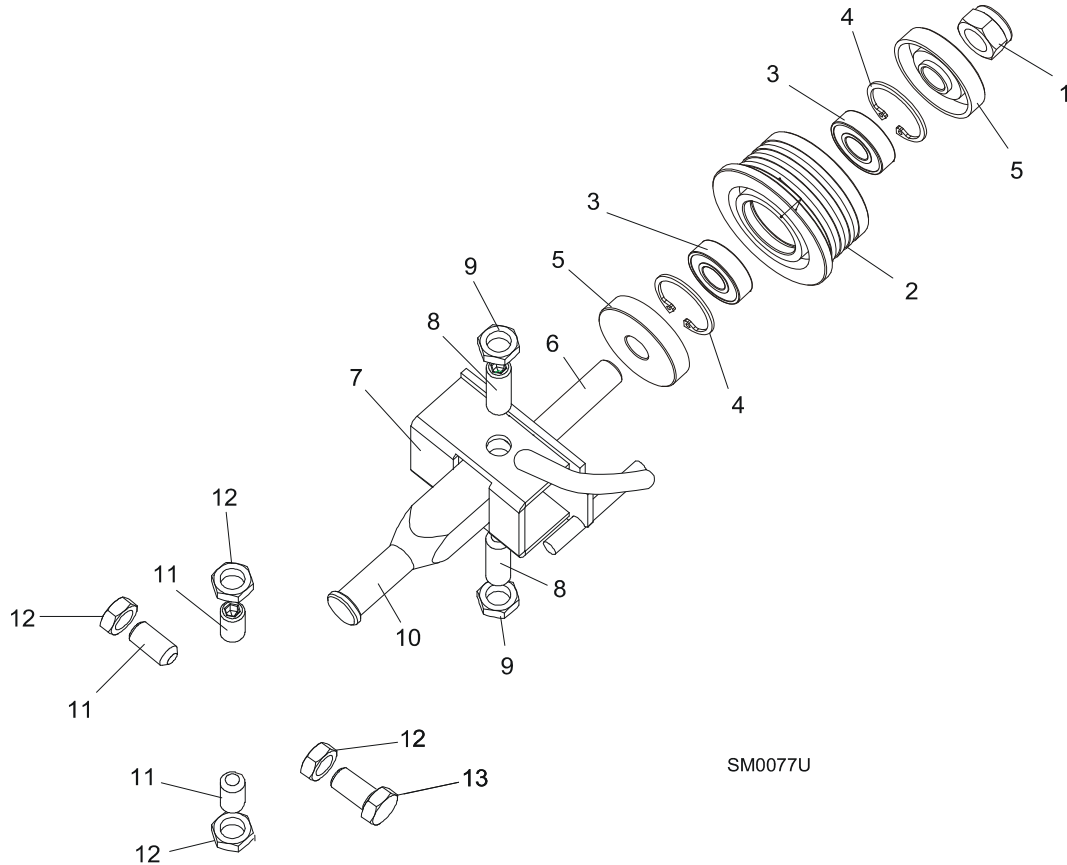
 Phone: +48.63.26.26.000
 Fax: +48.63.27.22.327

Branches & Authorized Sales Centers

For a complete list of dealers, visit www.woodmizer.com

SECTION 2 BLADE GUIDE ASSEMBLIES

2.1 Blade Guide Assembly, Idle Side

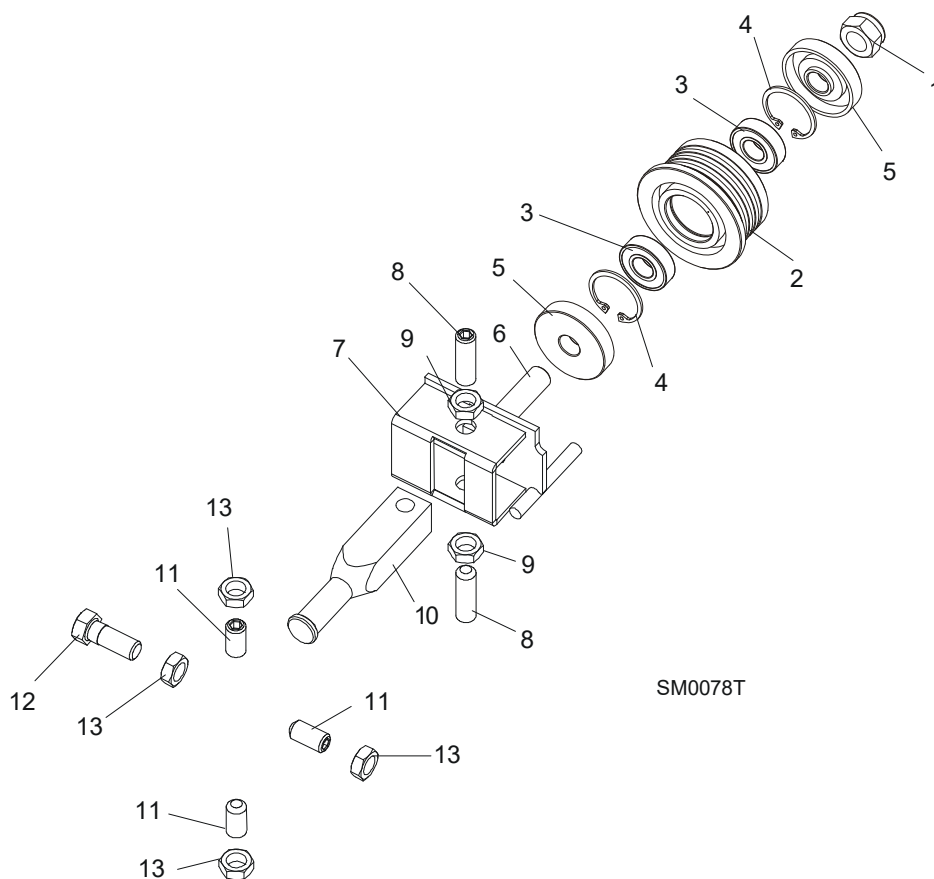


REF.	DESCRIPTION (◆ Indicates Parts Available in Assemblies Only)	PART #	QTY
	BLADE GUIDE ASSEMBLY, IDLE SIDE	094683	1
	Roller, Blade Guide Complete Standard	087887	1
1	Nut, M12-8 Hex Nylon Zinc Lock	F81034-2	1
2	Roller, Blade Guide Narrow	087889	1
3	Bearing, 6001 2RSR FAG	087893	2
4	Ring, W28 Inside Retaining	F81090-9	1
5	Washer, Zinc-plated Spacer	087891-1	2
6	Shaft, Blade Guide Roller Zinc-plated	087763-1	1
7	Bracket Weldment, Idle Side Blade Guide	094681-1	1
8	Screw, M10x1x40 DIN 913 A2-70 Stainless Steel Set	F81015-2	2
9	Nut, M10x1-04-ST-A2 ISO 8675 Thin	F81033-10	2
10	Shaft, Blade Guide Mount Zinc-Plated	503588-1	1
11	SCREW, M10X1X25 DIN 913 STAINLESS STEEL SET	F81015-4	3
12	NUT, M10x1-04-ST-A2 ISO 8675 THIN	F81033-10	4
13	BOLT, M10X1X25 DIN 933 STAINLESS STEEL	F81003-28	1

2 Blade Guide Assemblies

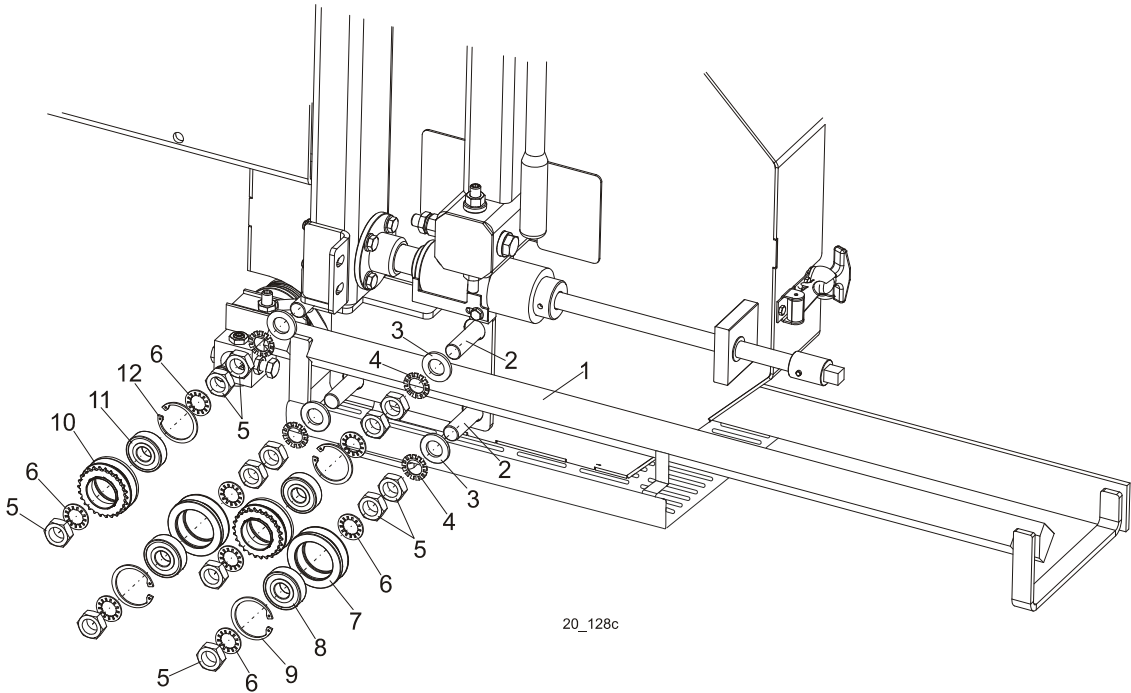
Blade Guide Assembly, Drive Side

2.2 Blade Guide Assembly, Drive Side



REF.	DESCRIPTION (◆ Indicates Parts Available in Assemblies Only)	PART #	QTY
	BLADE GUIDE ASSEMBLY, DRIVE SIDE	094682	1
	Roller, Blade Guide Complete Standard	087887	1
1	Nut, M12-8 Hex Nylon Zinc Lock	F81034-2	1
2	Roller, Blade Guide Narrow	087889	1
3	Bearing, 6001 2RSR FAG	087893	2
4	Ring, W28 Inside Retaining	F81090-9	1
5	Washer, Zinc-plated Spacer	087891-1	2
6	Shaft, Blade Guide Roller Zinc-plated	087763-1	1
7	Bracket Weldment, Blade Guide	094679-1	1
	Screw Kit, Blade Guide Adjustment w/Nuts (for two blade guide assemblies)	K09942	1
8	Screw, M10x1x40 DIN 913 A2-70 Stainless Steel Set	F81015-2	2
9	Nut, M10x1-04-ST-A2 ISO 8675 Thin	F81033-10	2
10	Shaft, Blade Guide Mount Zinc-Plated	503588-1	1
11	SCREW, M10X1X25 DIN 913 STAINLESS STEEL SET	F81015-4	3
12	BOLT, M10X1X25 DIN 933 STAINLESS STEEL	F81003-28	1
13	NUT, M10x1-04-ST-A2 ISO 8675 THIN	F81033-10	4

2.3 Blade Guide Arm Assembly



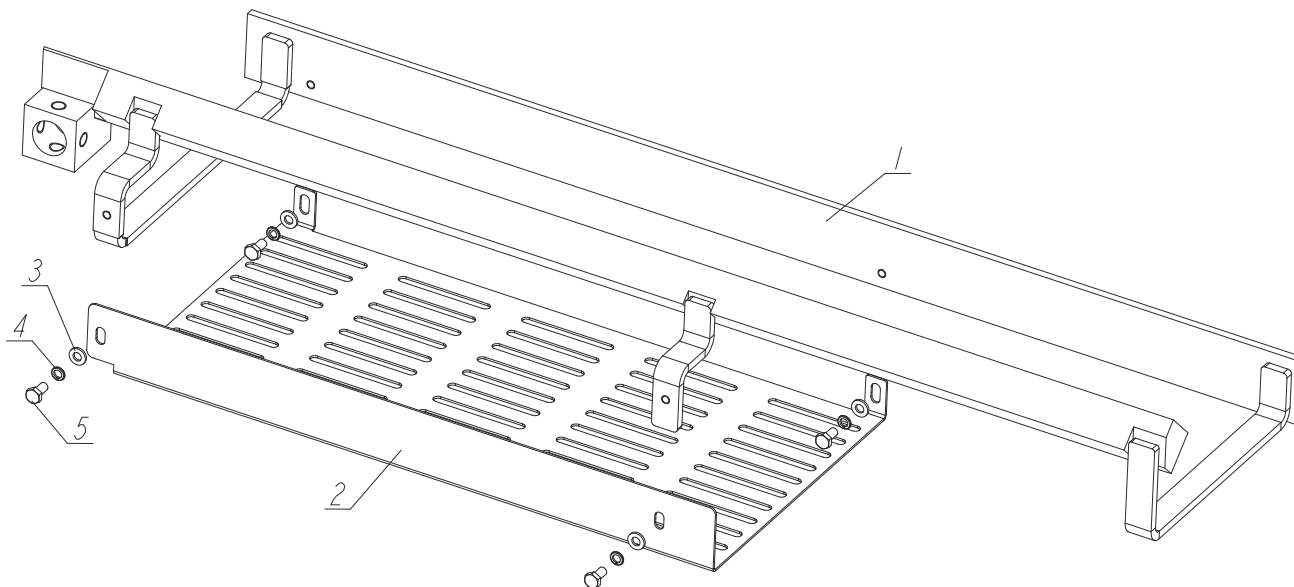
REF.	DESCRIPTION (◆ Indicates Parts Available in Assemblies Only)	PART #	QTY	
1	ARM, BLADE GUIDE W/GUARD	525591	1	
2	BOLT WELDMENT, BLADE GUIDE ECCENTRIC	086508-1	4	
3	WASHER, 17 FLAT ZINC	F81058-1	4	
4	WASHER, 5/8 STAR ET	F05011-26	4	
5	NUT, 5/8-18 HEX JAM	F05010-11	12	
6	WASHER, 5/8 STAR IT	F05011-25	8	
	ROLLER ASSEMBLY, V-GROOVE WITH BEARING	093855	2	
7	Roller, Blade Guide Arm V-Groove	093856-1	1	◆
8	Bearing, 6203 2RSP6-5/8 CX	095087	1	
9	Ring, W40 Inside Retaining	F81090-3	1	
	ROLLER ASSEMBLY, V-GROOVE W/SPROCKET	501496	2	
10	Roller, Zinc-Plated w/Sprocket	501495-1	1	◆
11	Bearing, 6203 2RSP6-5/8 CX	095087	1	
12	Ring, W40 Inside Retaining	F81090-3	1	

2 Blade Guide Assemblies

Blade Guide Arm w/Guard

2.4 Blade Guide Arm w/Guard

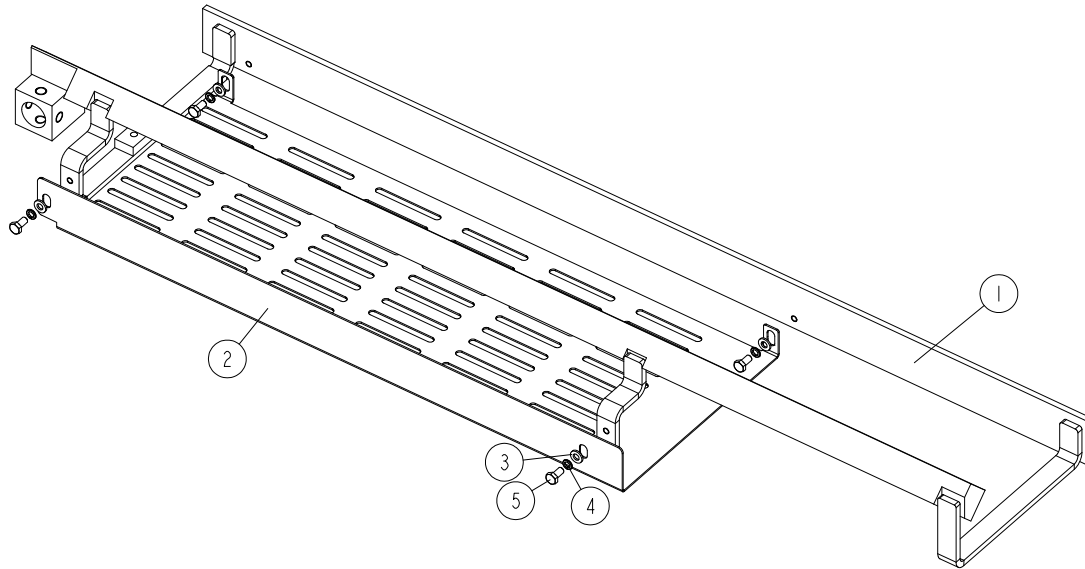
525591_001
525591_MANUAL



REF.	DESCRIPTION (◆ Indicates Parts Available in Assemblies Only)	PART #	QTY
-	ARM, LT20 BLADE GUIDE W/GUARD	525591	1
1	ARM, LT20 BLADE GUIDE	524302-1	1
2	GUARD, BOTTOM	524305-1	1
3	WASHER, 6.4 FLAT ZINC	F81053-1	4
4	WASHER, Z 6.1 SPLIT LOCK ZINC	F81053-3	4
5	BOLT, M6X12 8.8 HEX HEAD FULL THREAD ZINC	F81001-7	4

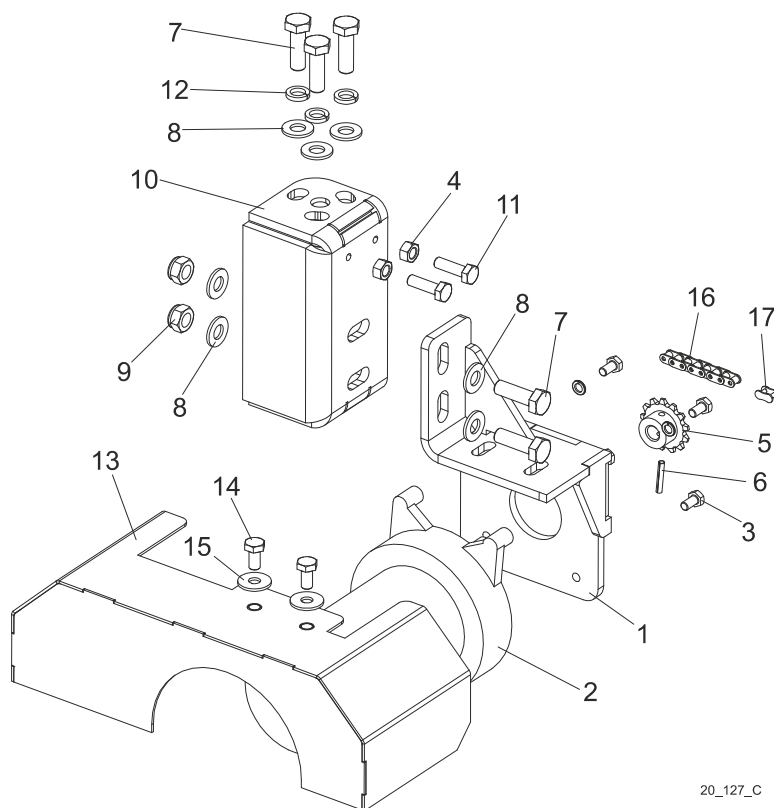
2.5 Blade Guide Arm w/Guard, LT20 Wide

580540_001
 580540



REF	DESCRIPTION (u indicates parts available in assemblies only)	PART #	QTY
-	ARM, LT20 WIDE BLADE GUIDE W/GUARD	580540	1
1	ARM, LT20 WIDE BLADE GUIDE	580541-1	1
2	GUARD, BOTTOM	580539-1	1
3	WASHER, 6.4 FLAT ZINC	F81053-1	4
4	WASHER, Z 6.1 SPLIT LOCK	F81053-3	4
5	BOLT, M6X12-8.8 HEX HEAD FULL THREAD ZIN	F81001-7	4

2.6 Blade Guide Arm Drive

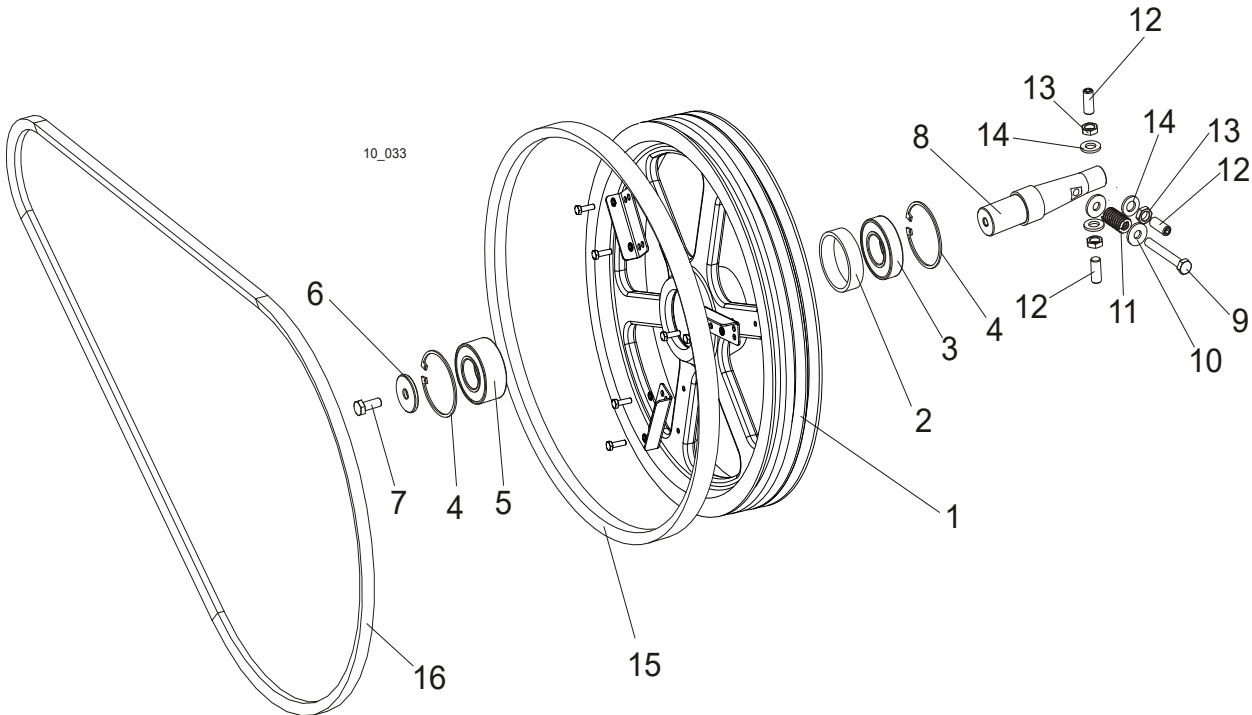


20_127_C

REF.	DESCRIPTION (◆ Indicates Parts Available in Assemblies Only)	PART #	QTY
	DRIVE ASSEMBLY, BLADE GUIDE ARM	096396	1
1	BRACKET, BLADE GUIDE ARM MOTOR MOUNT	096390-1	1
2	MOTOREDUCTER COMPACT	557161	1
3	BOLT, #10-32X1/2 HH	F05004-60	4
4	NUT, M6-8 HEX ZINC	F81031-1	2
5	SPROCKET ASSEMBLY, 25B13X.3130	P09970	1
6	PIN, 1/8X3/4 ROLL	F05012-6	1
7	BOLT, M8x25-8.8-B HEX HEAD FULL THREAD ZINC	F81002-5	5
8	WASHER, 8.4 FLAT ZINC	F81054-1	7
9	NUT, M8-8-B HEX NYLON ZINC LOCK	F81032-2	2
10	BRACKET, BLADE GUIDE ARM DRIVE	501265-1	1
11	BOLT, M6x20-8.8 HEX HEAD FULL THREAD ZINC	F81001-2	2
12	WASHER, 8.2 SPLIT LOCK ZINC	F81054-4	3
13	COVER, LT20 BLADE GUIDE ARM MOTOR	097424-1	1
14	BOLT, M6X12-8.8 HEX HEAD FULL THREAD ZINC	F81001-7	2
15	WASHER, 6.5 SPECIAL FLAT ZINC	F81053-11	2
16	CHAIN, #25X20-1/4 (81 PITCHES)	P09984	1
17	LINK, 25 MASTER	P09983	1

SECTION 3 BLADE WHEELS & TENSIONER

3.1 Blade Wheel Assembly, Drive Side

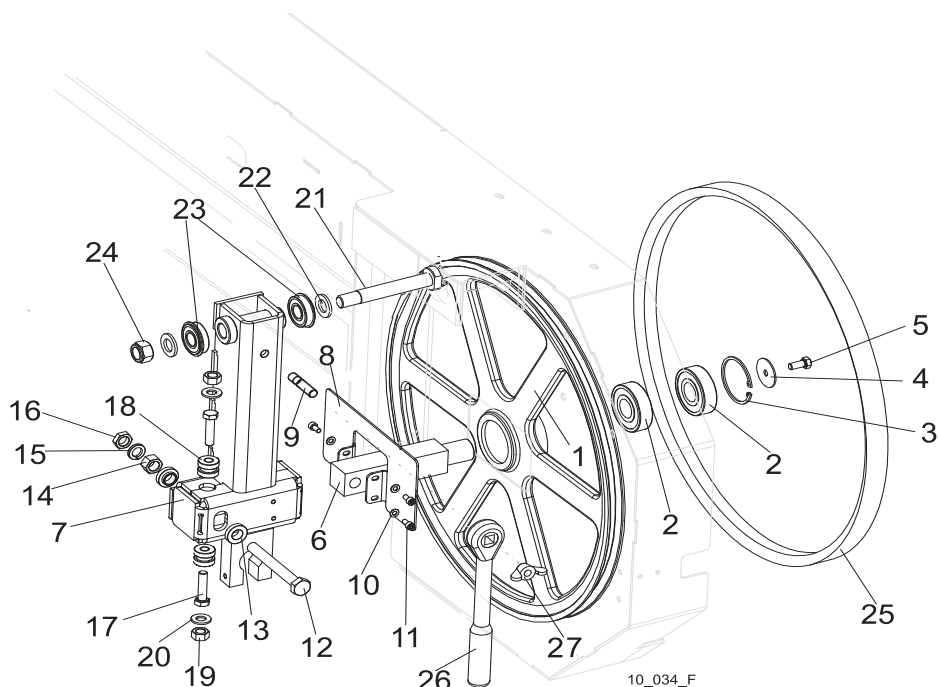


REF.	DESCRIPTION (◆ Indicates Parts Available In Assemblies Only)	PART #	QTY
	BLADE WHEEL, DRIVE SIDE - COMPLETE	550620	1
1	WHEEL, LT20 DRIVE SIDE	090646-1	1
2	BUSHING, SPACER	096778	1
3	BEARING, 6207 2RS 35X72X17 FAG	014811	1
4	RING, W72 INSIDE RETAINING	F81090-4	2
5	BEARING, 3207B, 2RSR. TVH FAQ	092005	1
6	WASHER, CLAMPING	092006	1
7	BOLT, M10X25-8.8 HEX HEAD FULL THREAD ZINC	F81003-11	1
8	SHAFT, DRIVE SIDE BLADE WHEEL	093850	1
9	BOLT, M10X75-8.8 HEX HEAD ZINC	F81003-15	1
10	WASHER, 10.5 SPECIAL FLAT ZINC	F81055-6	2
11	SPRING, 3/4 O.D.X 1 1/2 DIE	034430	1
12	SCREW, M12X1.25X30 DIN913 STAINLESS STEEL SET	F81016-1	3
13	WASHER, 13 FLAT ZINC	F81056-1	3
14	NUT, M12X1.25 DIN439 STAINLESS STEEL THIN	F81034-9	3
15	V-BELT, B57	P04185-3	1
16	BELT, BX81 DRIVE	014819 -2	1

3 Blade Wheels & Tensioner

Blade Wheel Assembly, Idle Side

3.2 Blade Wheel Assembly, Idle Side



REF.	DESCRIPTION (◆ Indicates Parts Available In Assemblies Only)	PART #	QTY
	WHEEL ASSEMBLY, IDLE SIDE BLADE	A08218	1
1	WHEEL ASSEMBLY, 18.62" BLADE IDLE SIDE	P08125	1
2	BEARING, 6305 2RS NSK IDLE SIDE WHEEL	P08066	2
3	RING, 2 7/16" INSIDE RETAINING	F04254-21	1
	HOUSING, LT10 & LT15 IDLER SHAFT, COMPLETE	100180	1
4	WASHER, IDLE SIDE WHEEL RETAINING	093854-1	1
5	BOLT, M8X25-8.8-B HEX HEAD FULL THREAD ZINC	F81002-5	1
6	SHAFT, IDLE SIDE BLADE WHEEL (METRIC)	096045	1
	HOUSING, IDLER SHAFT COMPLETE	508145	1
7	HOUSING, IDLER SHAFT WELDED/PAINTED	508144-1	1
8	COVER, HOUSING, IDLER SHAFT COMPLETE PAINTED	508128-1	1
9	BOLT M10X35-8.8	F81003-9	1
10	WASHER, 5.3 FLAT ZINC	F81052-1	3
11	SCREW, M5x10 DIN912 A2-70 HEX SOCKET HEAD	F81000-23	3
12	BOLT, M12X1,25X100-8.8 HEX HEAD FULL THREAD ZINC	F81004-41	1
13	WASHER, FLANGED ZINC-PLATED	086769-1	2
14	NUT, M12X1,25-8 HEX ZINC	F81034-8	1
15	WASHER, 12.2 SPLIT LOCK ZINC	F81056-2	1
16	NUT, M12x1.25 DIN439 THIN STAINLESS STEEL	F81034-5	1
17	BOLT, M10 X 40-8.8 HEX HEAD FULL THREAD ZINC	F81003-16	2
18	BUSHING, M10 IDLER SHAFT HOUSING	086987	2
19	NUT, M10-8-B HEX HEAD ZINC	F81033-3	2
20	WASHER, 10.5 FLAT ZINC	F81055-1	2
21	PIN, IDLER ARM MOUNT	086404	1
22	WASHER, 17 FLAT ZINC	F81058-1	2
23	BEARING, 6203-2RS NR NSK W/SNAP RING	086395	2
24	NUT, M16-8 HEX NYLON ZINC LOCK	F81036-2	1

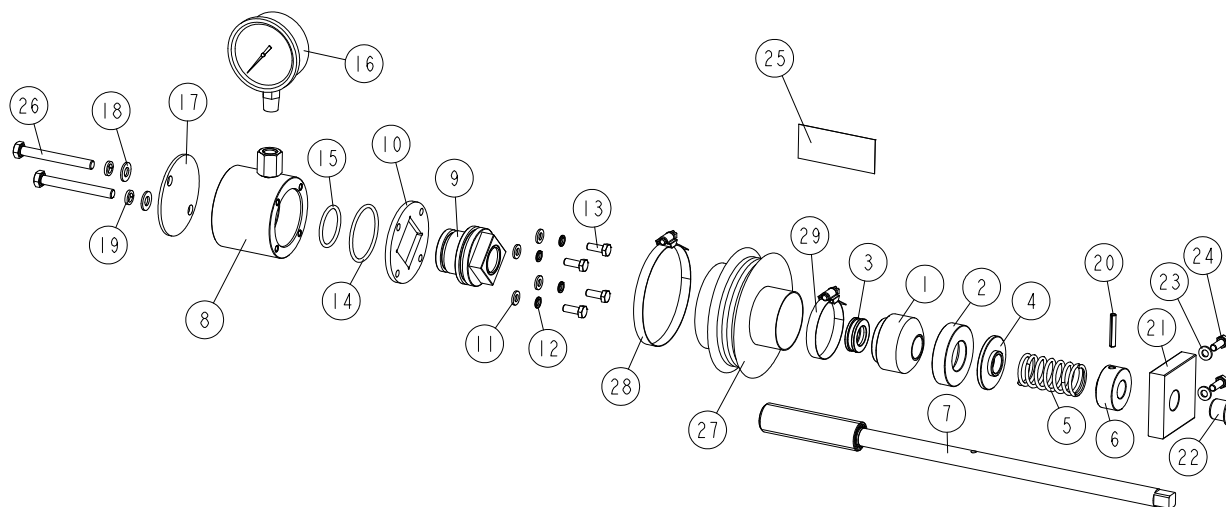
25	V-BELT, B57	P04185-2	1	
26	WRENCH, LT20 BLADE TENSION	091620	1	
27	NUT, M10 WING	F81033-8	1	

3 Blade Wheels & Tensioner

Blade Tensioner Assembly

3.3 Blade Tensioner Assembly

510640_001
510640_MANUAL




REF	DESCRIPTION (u indicates parts available in assemblies only)	PART #	QTY
-	COMPLETE BLADE TENSIONER	510640	1
1	HOUSING, BALL THRUST BEARING	510635	1
2	SOCKET, BEARING HOUSING	510634-1	1
3	BEARING, 51103. BALL THRUST	086675	1
4	WASHER	510633-1	1
5	SPRING, 60X23X3	088992	1
6	BUSHING, BLADE TENSIONER SCREW	510636-1	1
7	SCREW, BLADE TENSIONER ZINC-PLATED	510650-1	1
-	CYLINDER ASSEMBLY	510641	1
8	CYLINDER ASSEMBLY WITH REDUCTION	550762-1	1
9	PISTON	510638	1
10	PLATE, CYLINDER	510490-1	1
11	WASHER, 6.4 FLAT ZINC	F81053-1	4
12	WASHER, Z 6.1 SPLIT LOCK	F81053-3	4
13	BOLT, M6X16-5.8 HEX HEAD FULL THREAD ZIN	F81001-15	4
14	O-RING, 46.2X3	510646	1
15	O-RING, 32.2X3	510647	1
16	GAUGE, 3000PSI/200 BAR OIL PRESSURE	505176	1
17	COVER, TENSIONER	550761-1	1
18	WASHER, 8.4 FLAT ZINC	F81054-1	2
19	WASHER 8,2 SPLIT LOCK ZINC	F81054-4	2
20	PIN 5X30 ROLL	F81044-21	1
21	BLOCK, TENSIONER HANDLE MOUNT	096730	1
22	BUSHING, GFM-1618-17	089589	1
23	WASHER, 6.4 FLAT ZINC	F81053-1	2
24	BOLT, M6X16-5.8 HEX HEAD FULL THREAD ZIN	F81001-15	2
25	DECAL, BLADE TENSION INDICATOR ADJUSTMEN	589604	1
26	BOLT, M8X70-8.8 HEX HEAD ZINC	F81002-71	2
-	BELLOWS, COMPLETE	515050	1

REF	DESCRIPTION (u indicates parts available in assemblies only)	PART #	QTY	
27	BELLOWS	515051	1	
28	CLAMP, 70-80MM DIA.	F81095-5	1	
29	CLAMP, 40-60MM DIA.	F81095-4	1	

SECTION 4 SAW HEAD

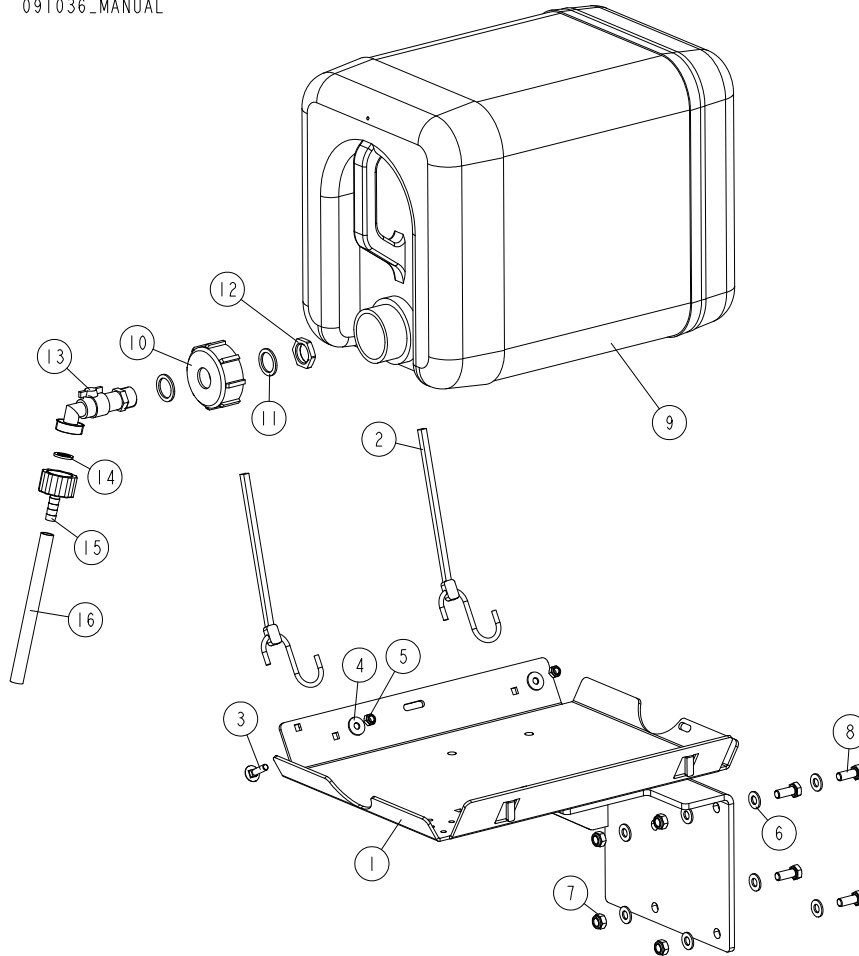
4.1 Middle Throat Screw



REF.	DESCRIPTION (◆ Indicates Parts Available In Assemblies Only)	PART #	QTY	
1	SCREW, M10 X 40-45H HEX SOCKET SET CONE POINT ZINC	F81003-61	1	
2	NUT, M10-8-B ZINC HEX	F81033-6	2	
3	WASHER, 10.5 ZINC FLAT	F81055-1	2	
4	BRACKET, DRIVE BELT SUPPORT, UPPER	092668-1	1	
5	BOLT, M8X20-5.8 HEX HEAD FULL THREAD ZINC	F81002-1	2	
6	WASHER, 8.4 ZINC FLAT	F81054-1	2	

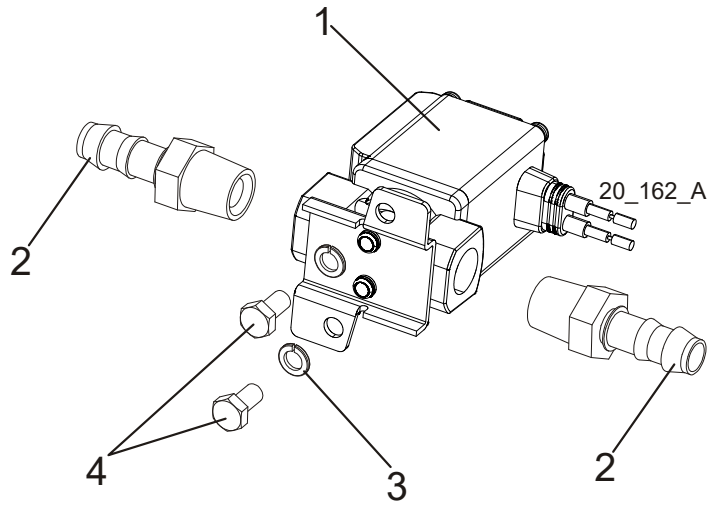
4.2 Water Lube Assembly

091036_001_A
091036_MANUAL



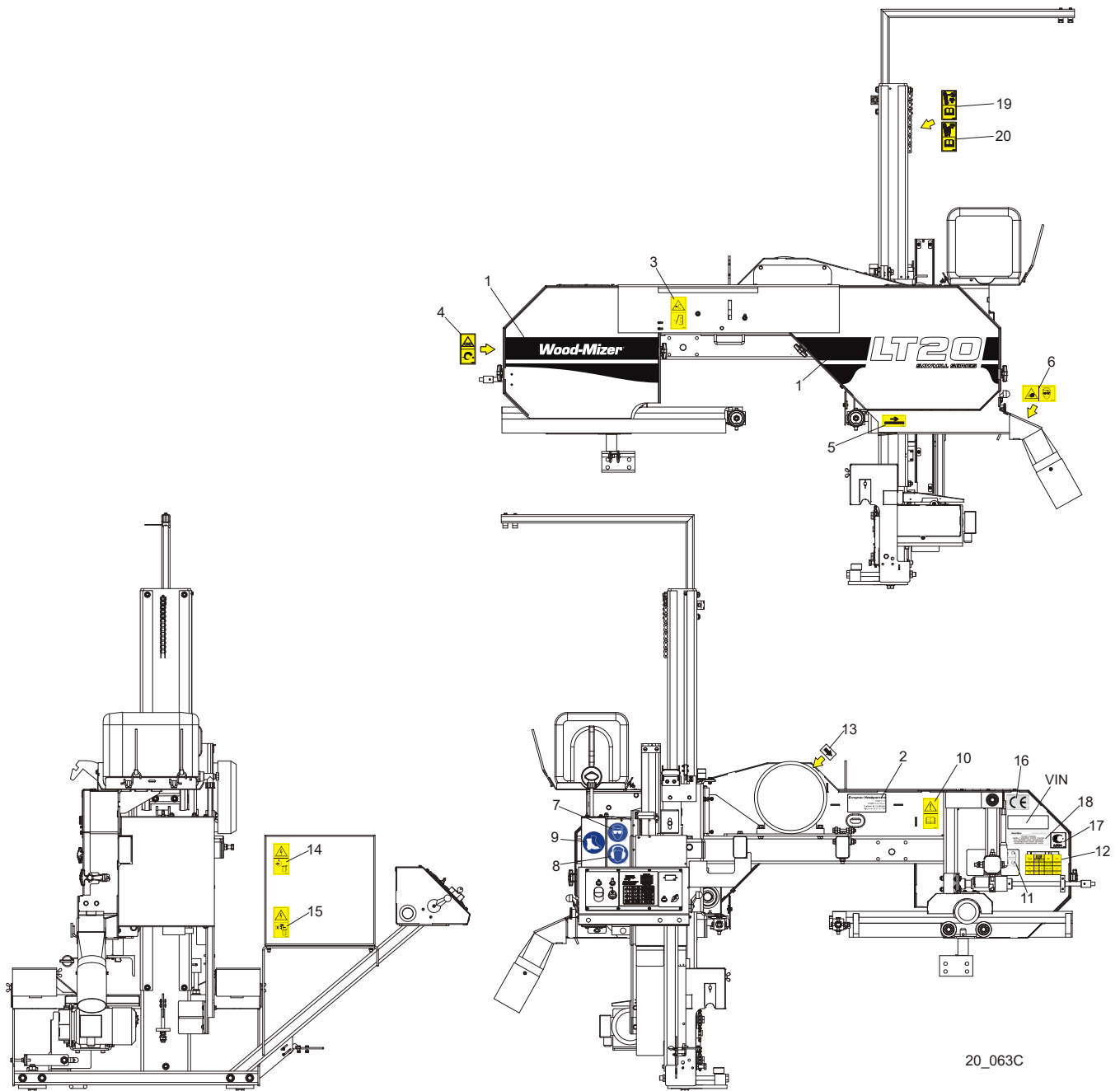
REF	DESCRIPTION (u indicates parts available in assemblies only)	PART #	QTY
-	BOTTLE KIT, LT20 WATER LUBE	091036	1
1	TRAY WELDMENT, LT20 WATER LUBE	091033-1	1
2	STRAP, 20" RUBBER W/HOOK	P11668	2
3	BOLT, M6X25-8.8 ZINC	F81001-20	2
4	WASHER, FLAT ZINC	F81053-11	2
5	NUT, M6-8-B HEX NYLON ZINC LOCK	F81031-2	2
6	WASHER, 8.4 FLAT ZINC	F81054-1	8
7	NUT, M8-8-B HEX NYLON ZINC LOCK	F81032-2	4
8	BOLT, M8X20-8.8-B HEX HEAD FULL THREAD Z	F81002-4	4
-	TANK, OIL	550787	1
9	BOTTLE, WATER	513866	1
10	NUT, BOTTLE	550785	1
11	SEAL, 27X20X1.5 ESSENTRA 467673 RUBBER	550780	2
12	NUT, 1/2 ESSENTRA 467615 GLAND	550779	1
13	FITTING, WATER LUBE SHUTOFF VALVE	550776	1
14	FILTER, WATER LUBE	550778	1
15	FITTING, G3/4" X 10MM HOSE BARB	550777	1
16	TUBING, WATER LUBE 3/8" I.D.	R01885	1

4.3 Blade Lube System



REF.	DESCRIPTION (◆ Indicates Parts Available In Assemblies Only)	PART #	QTY
	KIT, LT20AC BLADE LUBE SYSTEM	503517	1
1	SOLENOID, WATER LUBE	514046	1
2	FITTING, 3/8 BARB 1/4NPT MALE NYLON	P04682	2
3	WASHER, M5 SPLIT LOCK	F81052-2	2
4	SCREW, 10-32X1/2 HH MACHINE	F05004-60	2
	CONNECTOR, 16-14GA FI BUTT	F04875-1	2
	CONDUIT, 1/2IN EXPANDABLE BLACK	R02374	1m
	KIT, LT20DC BLADE LUBE SYSTEM	503518	1
1	SOLENOID, WATER LUBE	509113	1
2	FITTING, 3/8 BARB 1/4NPT MALE NYLON	P04682	2
	CONDUIT, 1/2IN EXPANDABLE BLACK	R02374	1m

4.4 LT20AC Saw Head Decals



20_063C

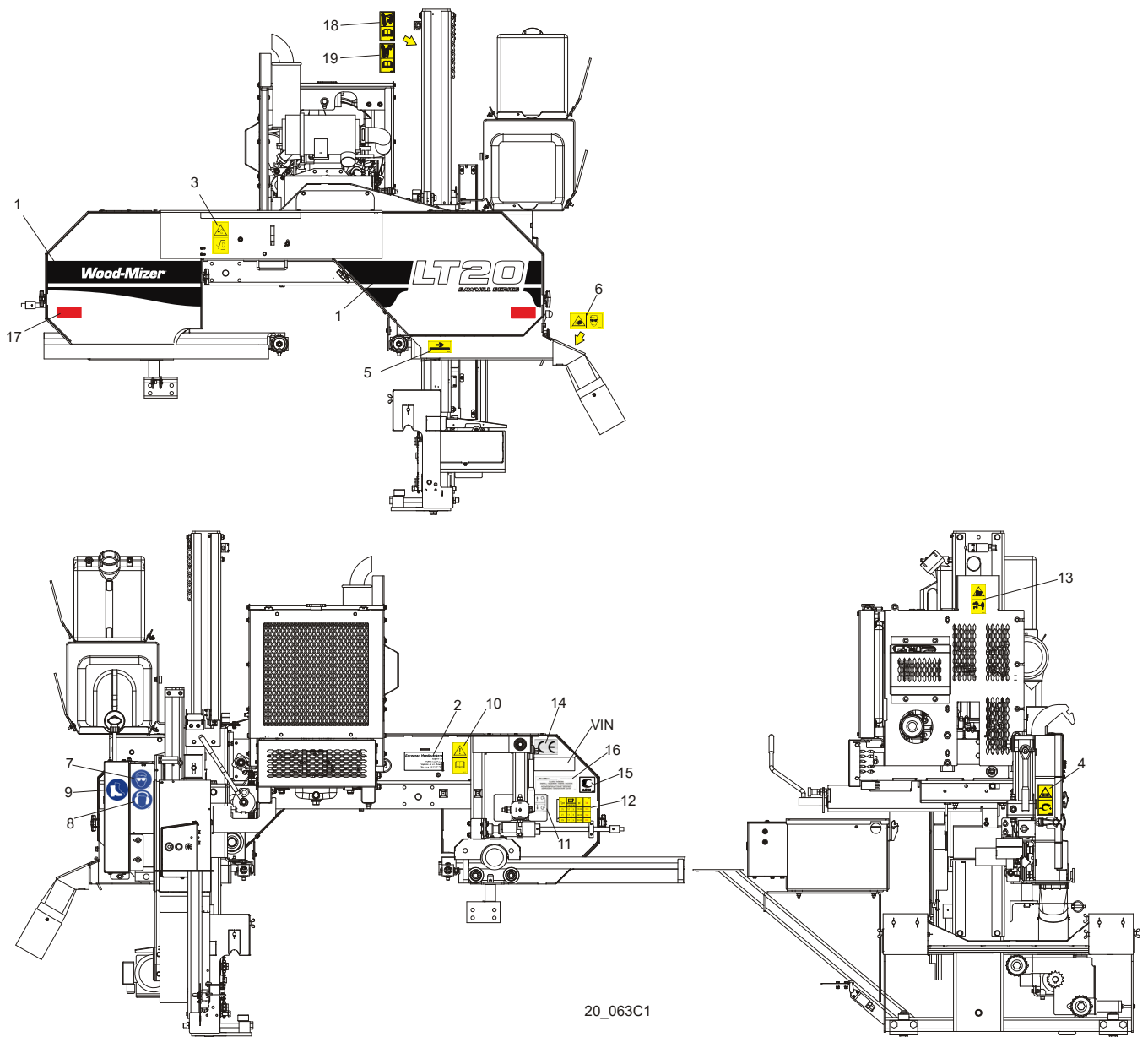
REF.	DESCRIPTION (◆ Indicates Parts Available In Assemblies Only)	PART #	QTY
1	DECAL, LT20 SERIES SAWMILL	092762	1
	PICTOGRAPHIC DECAL KIT, LT20AC	099509	1
2	DECAL, EUROPEAN HEADQUARTERS ADDRESS	015841	1
3	DECAL, SAWMILL COVERS CAUTION	099220	1
4	DECAL, BLADE TENSION (PICTOGRAM)	099219	1
5	DECAL, BLADE MOVEMENT DIRECTION (PICTOGRAM)	096321	1
6	DECAL, SAWDUST CHUTE WARNING (PICTOGRAM)	099222	1
7	DECAL, EYE PROTECTION WARNING (PICTOGRAM)	S12004G	1

4

Saw Head*LT20AC Saw Head Decals*

8	DECAL, EAR PROTECTION WARNING (PICTOGRAM)	S12005G	1	
9	DECAL, USE SAFETY BOOTS (PICTOGRAM)	501465	1	
10	DECAL, READ OPERATOR'S MANUAL (PICTOGRAM)	096317	1	
11	DECAL, BLADE ALIGNMENT	P11789	1	
12	DECAL, BLADE TENSION INDICATOR ADJUSTMENT	510643	1	
13	DECAL, MOTOR ROTATION DIRECTION	S20097	1	
14	DECAL, HIGH VOLTAGE INSIDE THE ELECTRIC BOX (PICTOGRAM)	096316	2	
15	DECAL, REMOVE THE PLUG BEFORE OPENING THE BOX (PICTOGRAM)	096319	2	
16	DECAL, CE CERTIFIED SAWMILL	P85070	2	
17	DECAL, RUSSIAN SAFETY CERTIFICATION	099401	1	
18	DECAL, INTERNATIONAL SAWMILL NAME	501466	1	
	DECAL, BLADE SETTING	P85066	1	
	DECAL, KEEP AWAY DANGER, PICTOGRAM	099221	1	
	DECAL, MAX. OIL PRESSURE, PICTOGRAM	099524	1	
19	DECAL, LUBRICATE THE CHAIN	512158	1	
20	DECAL, CLEAN THE CHAIN	512240	1	

4.5 LT20DC Saw Head Decals



20_063C1

REF.	DESCRIPTION (◆ Indicates Parts Available In Assemblies Only)	PART #	QTY
1	DECAL, LT20 SERIES SAWMILL	092762	1
	PICTOGRAPHIC DECAL KIT, LT20DC	099510	1
2	DECAL, EUROPEAN HEADQUARTERS ADDRESS	015841	1
3	DECAL, SAWMILL COVERS CAUTION	099220	1
4	DECAL, BLADE TENSION (PICTOGRAM)	099219	1
5	DECAL, BLADE MOVEMENT DIRECTION (PICTOGRAM)	096321	1
6	DECAL, SAWDUST CHUTE WARNING (PICTOGRAM)	099222	1
7	DECAL, EYE PROTECTION WARNING (PICTOGRAM)	S12004G	1
8	DECAL, EAR PROTECTION WARNING (PICTOGRAM)	S12005G	1
9	DECAL, USE SAFETY BOOTS (PICTOGRAM)	501465	1

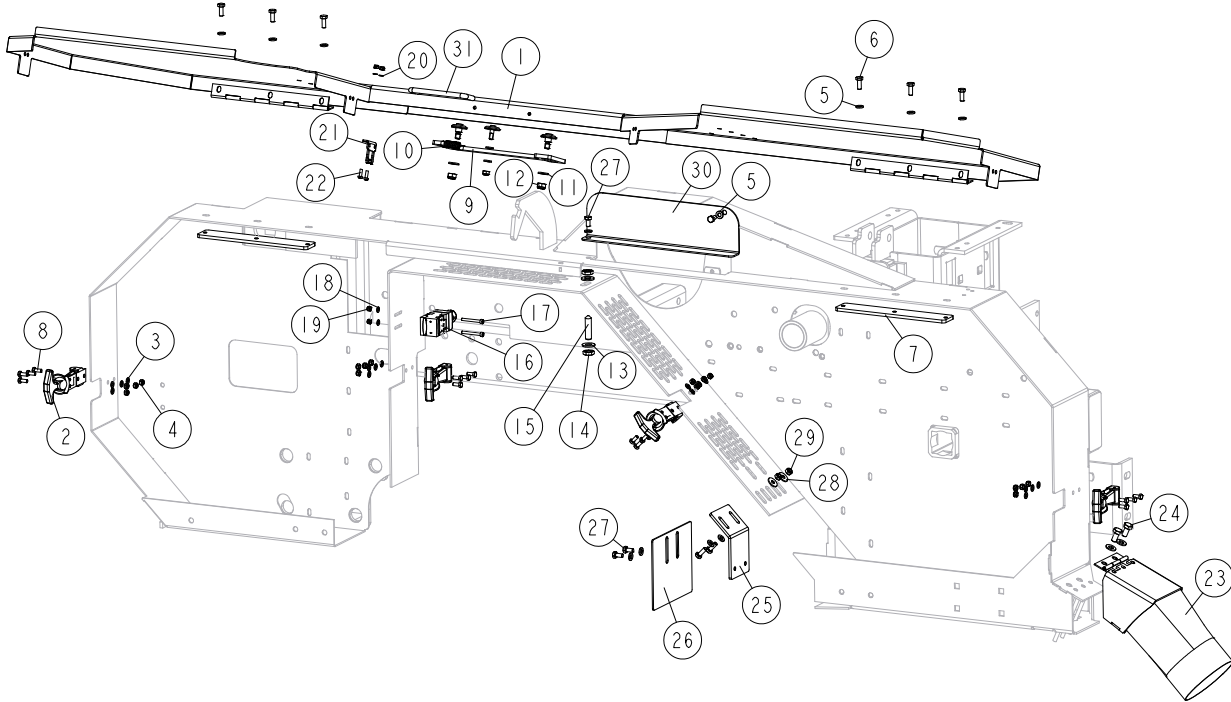
4

Saw Head*LT20DC Saw Head Decals*

10	DECAL, READ OPERATOR'S MANUAL (PICTOGRAM)	096317	1	
11	DECAL, BLADE ALIGNMENT	P11789	1	
12	DECAL, BLADE TENSION INDICATOR ADJUSTMENT	510643	1	
13	DECAL, KEEP AWAY - HOT PARTS (PICTOGRAM)	086099	1	
14	DECAL, CE CERTIFIED SAWMILL	P85070	2	
15	DECAL, RUSSIAN SAFETY CERTIFICATION	099401	1	
16	DECAL, INTERNATIONAL SAWMILL NAME	501466	1	
	DECAL, BLADE SETTING	P85066	1	
	DECAL, KEEP AWAY DANGER, PICTOGRAM	099221	1	
	DECAL, MAX. OIL PRESSURE, PICTOGRAM	099524	1	
17	REFLECTOR, 2 DIA RED (MOBILE SAWMILLS ONLY)	521701	1	
18	DECAL, LUBRICATE THE CHAIN	512158	1	
19	DECAL, CLEAN THE CHAIN	512240	1	

4.6 Blade Housing Cover

090586_001
090586



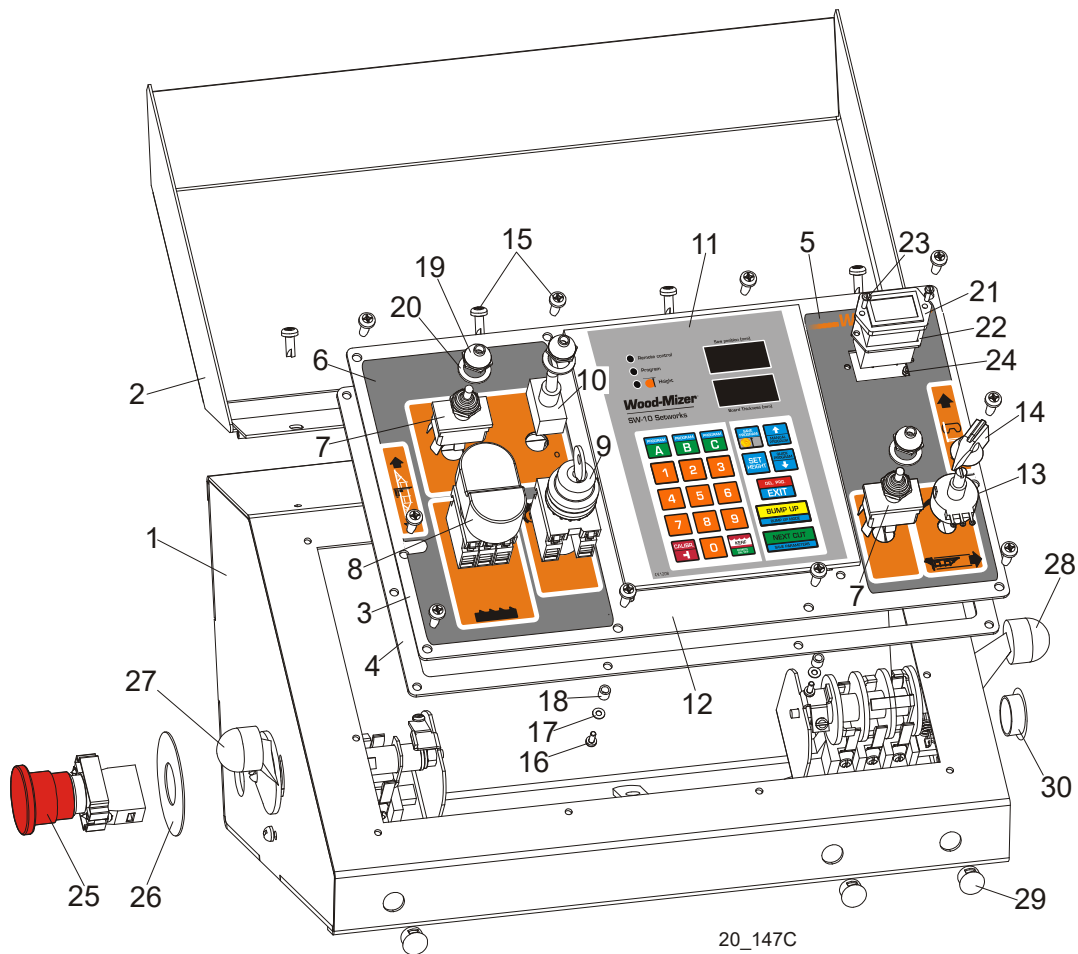
REF	DESCRIPTION (u indicates parts available in assemblies only)	PART #	QTY
1	COVER WELDMENT, LT20 BLADE HOUSING	096776-1	1
	COVER WELDMENT, LT20 WIDE BLADE HOUSING	580535	1
2	LATCH, FLEXIBLE DRAW	014829	4
3	WASHER, 5.3 FLAT ZINC	F81052-1	16
4	NUT, M5-8 DIN985 ZINC-PLATED	F81030-2	16
5	WASHER, 6.4 FLAT ZINC	F81053-1	14
6	BOLT, M6X16-5.8 HEX HEAD FULL THREAD ZIN	F81001-15	8
7	PLATE WELDMENT, COVER MOUNT	086701-1	1
8	BOLT, M5X12 8.8 HEX HEAD FULL THREAD ZIN	F81000-5	16
9	PAWL, LOCKING	090643-1	1
10	SPRING, 1.6X12X38 EXTENSION	092208	1
11	WASHER, 8.4 FLAT ZINC	F81054-1	4
12	NUT, M8-8-B HEX NYLON ZINC LOCK	F81032-2	2
13	WASHER, 10.5 FLAT ZINC	F81055-1	2
14	NUT, M10-8-B ZINC HEX	F81033-6	2
15	SCREW, M10 X 40-45H HEX SOCKET SET CONE	F81003-61	1
16	SWITCH, AZ17-11ZRK SAFETY 1	094232	1
17	SCREW, M4X35 8.8 HEX SOCKET HEAD CAP ZIN	F81011-34	2
18	WASHER, 4.3 FLAT ZINC	F81051-2	2
19	NUT, M4-8 HEX NYLON ZINC LOCK	F81029-1	4

4

Saw Head*Blade Housing Cover*

REF	DESCRIPTION (u indicates parts available in assemblies only)	PART #	QTY	
20	KEY, AZ17/170-B5 SAFETY SWITCH 2	094422	1	
21	KEY, AZ17/170-B5 SAFETY SWITCH 2	094422	1	
22	SCREW, M4X12 5,8-B CROSS RECESSED PAN HE	F81011-43	2	
23	CHUTE WELDMENT, SAWDUST	100903-1	1	
24	BOLT, M8X16 -8.8-B HEX HEAD FULL THREAD	F81002-20	2	
25	BRACKET, BLADE GUIDE ROLLER GUARD	092378-1	1	
26	GUARD, BLADE GUIDE ROLLER	092379-1	1	
27	BOLT, M6X12-8.8 HEX HEAD FULL THREAD ZIN	F81001-7	4	
28	WASHER, 6.5 SPECIAL FLAT ZINC	F81053-11	2	
29	NUT, M6-8-B HEX NYLON ZINC LOCK	F81031-2	3	
30	COVER, SAW HEAD MOUNT	096788-1	1	
31	HANDLE, BLADE HOUSING COVER	P08065	1	

4.7 Control Box (AC Sawmills)



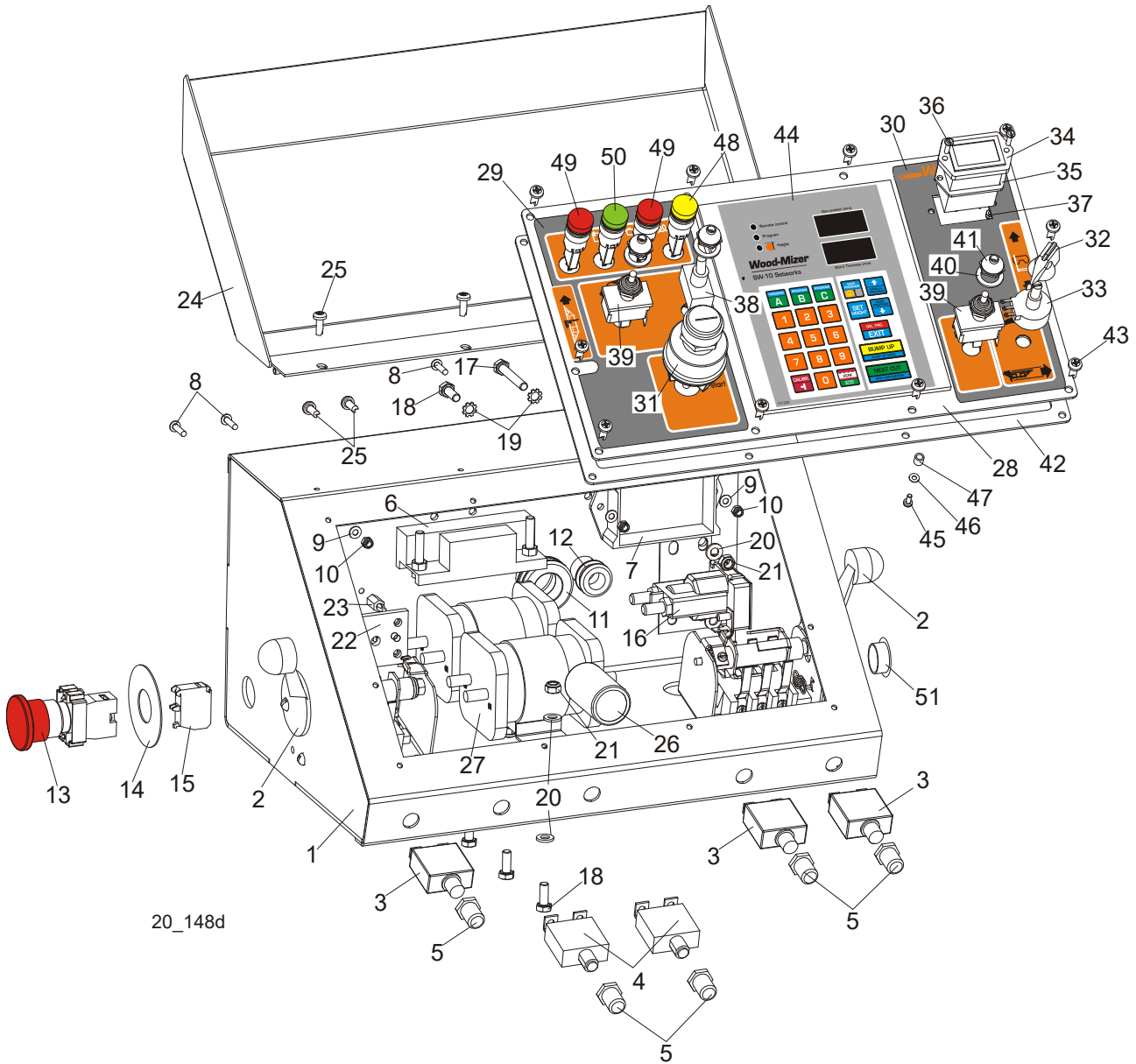
REF.	DESCRIPTION (◆ Indicates Parts Available In Assemblies Only)	PART #	QTY
	CONTROL BOX ASSEMBLY, LT20 AC COMPLETE	097136	1
1	Box Weldment, LT20 AC Control	097134-1	1
2	Cover, LT20 Control Box	097135-1	1
3	Panel, LT20AC Front Control Complete	097131	1
4	Gasket, LT20 Control Box	097132	1
5	Decal, LT20AC/DC Control Box Right	099593	1
6	Decal, LT20AC Control Box Left	099594	1
7	Switch, DPDT Toggle 21A Rev Mom Spade	024200	2
8	Button, 24V Start/Stop	090452	1
	Membrane M22-T-DD	090462	1
9	Switch, M22 3-Position Key	091361	1
	Contact, M22 - K10	091362	2
10	Switch, SPST ON/OFF 15A .25 Tabs Toggle	P03027	1
11	Controller, SW-10 Setworks	500628	1
12	Panel, LT20/40AC Front Control	100572-1	1
13	Potentiometer, 1K Feed Rate	E20519	1
14	Knob, Speed Control	P06257	1

4

Saw Head**Control Box (AC Sawmills)**

15	Bolt, #10-24x1/2 Ph Pan Hd, Type 23	F05015-17	14	
16	Screw, M3x8 -4.8- Fe/Zn5 PN-M/82202	F81000-83	6	
17	Washer, 3.2 Flat Zinc	F81050-2	6	
18	Tube, 6mm 4.2 long	R80671-4	6	
19	Boot, Toggle Switch	P02575	3	
20	Washer, 1/2x3/4x1/16 Nylon	P05251-1	3	
21	Meter, Hour	093166	1	
22	Gasket, Hour Meter	093346	1	
23	Bolt, M3x12-8.8 Zinc	F81000-12	2	
24	Nut, M3-6 Hex Nylon Zinc Lock	F81028-2	2	
25	Button, XB4 BS542 Emergency Stop	086556	1	
26	Washer, Emergency Stop Switch	086561	1	
27	Switch, 1992GS Pwr/Feed (Service Package)	E20438	1	
28	Switch, 1992 Up/Down (Service Package)	E20440	1	
29	Cap, DP 812 Heyman 12.7 Dia. Hole	086773	3	
30	Cap, SR1086 22.2 Dia. Hole	093544	1	

4.8 Control Box (DC Sawmills)



REF.	DESCRIPTION (◆ Indicates Parts Available In Assemblies Only)	PART #	QTY
CONTROL BOX ASSEMBLY, LT20 DC DIESEL COMPLETE		097167	1
1	Box Weldment, LT20 DC	097165-1	1
2	Switch, 1992GS Pwr/Feed (Service Package)	E20438	2
3	Breaker, 50A Manual Reset Panel Mount	021256	3
4	Breaker, 10A Manual Reset Panel Mount	505374	2
5	Boot, Circuit Breaker	021253	5
6	Module Assy, Mosfet 4x 92-96 P/F	024540	1
7	Control Module Assy, P/F SMT Service '97	024396	1
8	Screw, M4x16 5,8-B Zinc Lock	F81011-42	4
9	Washer, 4.3 Flat Zinc	F81051-2	4
10	Nut, M4-B Hex Nylon Zinc Lock	F81029-1	4

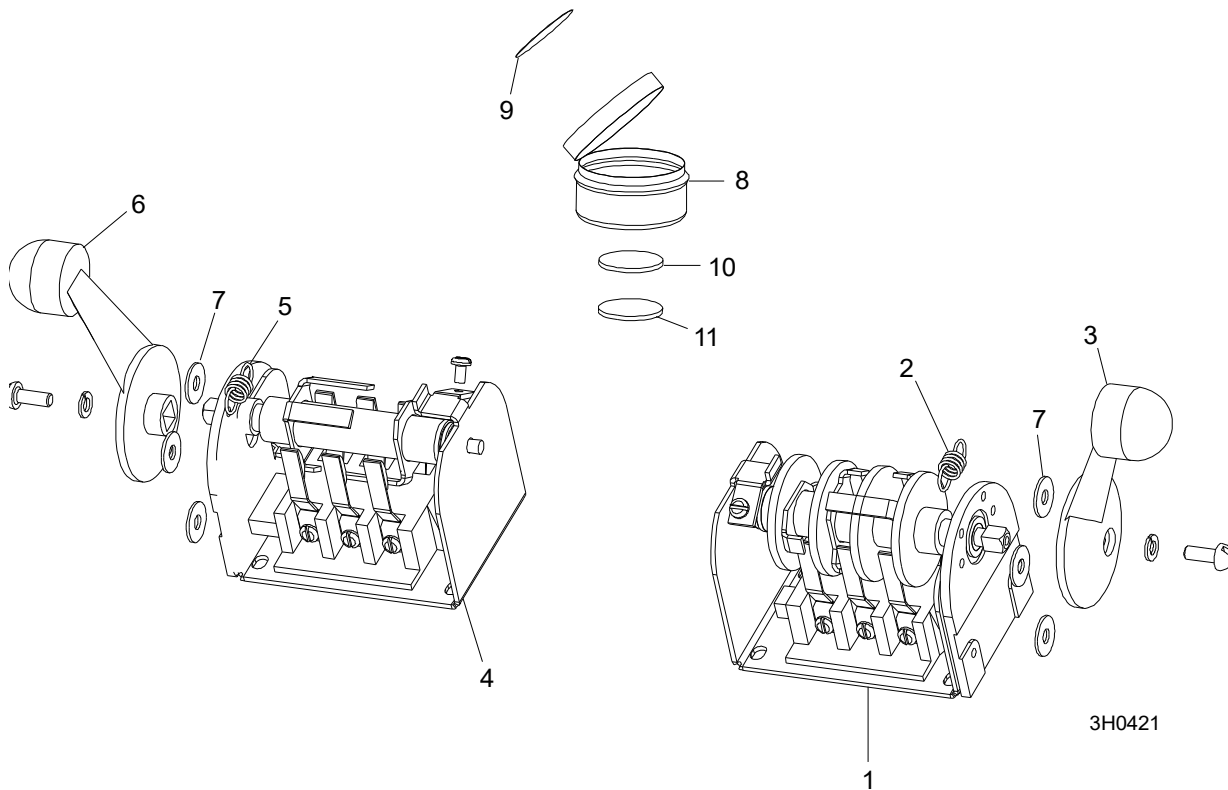
4

Saw Head

Control Box (DC Sawmills)

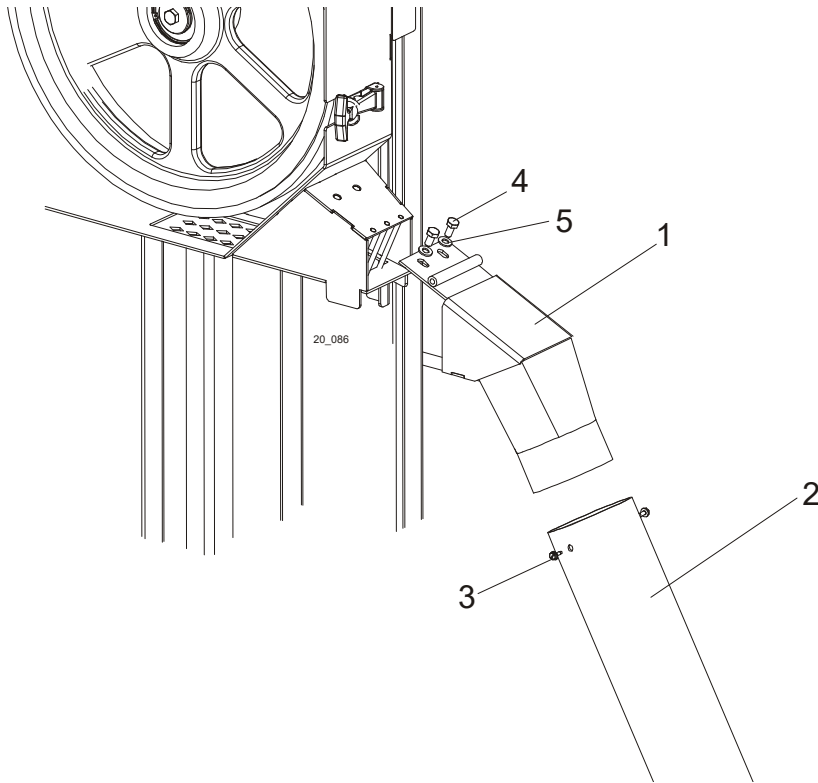
11	Grommet, 22mm Rubber	087400	1	
12	Grommet, 20/13 Rubber	086188	1	
13	Button, XB4 BS542 Emergency Stop	086556	1	
14	Washer, ZBY9330 Emergency Stop Button	086561	1	
15	Contact, ZBE102	086810	1	
16	Solenoid, 120-943 Hydraulic Shut-Off	P10449	1	
17	Bolt, M6x40-8.8 Hex Head Full Thread Zinc	F81001-5	1	
18	Bolt, M6x16 8.8 Hex Head Full Thread Zinc	F81001-15	6	
19	Washer, 6.4 Exterior Star Lock	F81053-2	2	
20	Washer, 6.4 Flat Zinc	F81053-1	8	
21	Nut, M6-8-B Hex Nylon Lock Zinc	F81031-2	5	
22	Radiator, Diode	091867	1	
23	Spacer, P3/12	R80671-2	4	
24	Cover Weldment, LT20 Complete	097135-1	1	
25	Bolt, #10-24x1/2 Ph Pan Hd, Type 23	F05015-17	6	
26	Capacitor, 10000/63V Elektrolytic	091166	1	
27	Solenoid, 200A 12V DPST	015417	2	
	Panel, LT20DC Front Complete	097163	1	
28	Panel, LT20/40DC Front	100573-1	1	
29	Decal, LT20DC Control Box Left	099592	1	
30	Decal, LT20AC/DC Control Box Right	099593	1	
31	Switch, Key	P04350	1	
32	Knob, Speed Control	P06257	1	
33	Potentiometer, 1k	E20519	1	
34	Meter, Hour	093166	1	
35	Gasket, Hour Meter	093346	1	
36	Bolt, M3x12-8.8 Zinc	F81000-12	2	
37	Nut, M3-6 Hex Nylon Zinc Lock	F81028-2	2	
38	Switch, SPST On/Off 15A .25 Tabs Toggle	P03027	1	
39	Switch, DPDT Toggle 21A Rev Mom Spade	024200	2	
40	Washer, 1/2x3/4x1/16 Nylon	P05251-1	3	
41	Boot, Toggle Switch	P02575	3	
42	Gasket, LT20 Control Box	097132	1	
43	Bolt, #10-24x1/2 Ph Pan Hd, Type 23	F05015-17	10	
44	Controller, SW-10 Setworks	500628	1	
45	Screw, FH ST 3,5x6,5 A4	F81000-82	6	
46	Washer, 3.2 Flat Zinc	F81050-2	6	
47	Spacer, 4.2x6mm Idler	R80671-4	6	
48	Light, XB6AV5BB Yellow	089812	1	
49	Light, XB6AV4BB Red	091099	2	
50	Light, XB6AV3BB Green	087348	1	
51	Cap, SR1086 22.2 Dia. Hole	093544	1	

4.9 Drum Switches



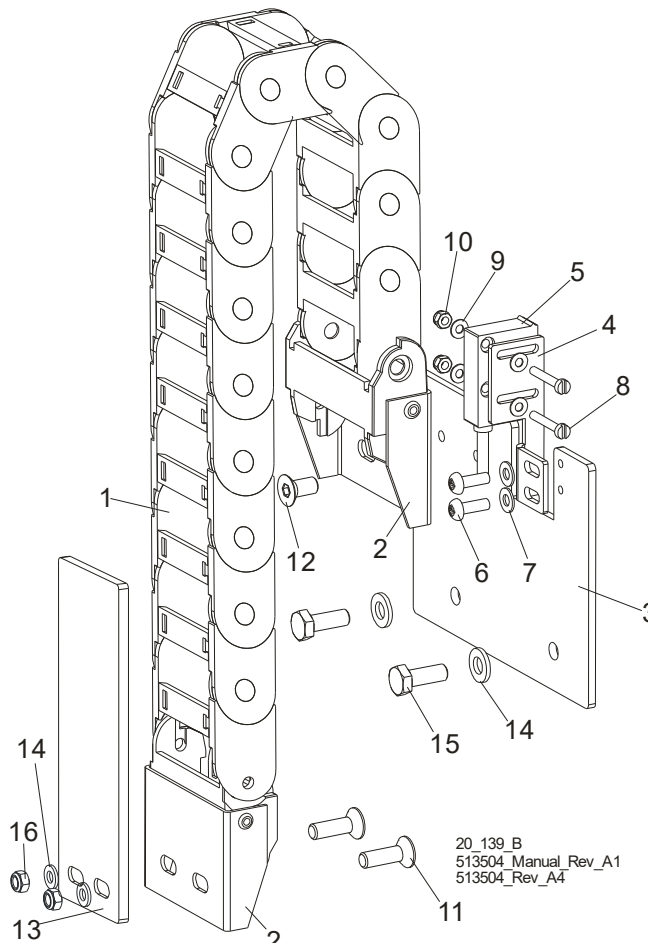
REF.	DESCRIPTION (◆ Indicates Parts Available In Assemblies Only)	PART #	QTY	
	SWITCH ASSEMBLY, UP/DOWN DRUM	E20440	1	
1	Switch, Drum	E20440-B	1	◆
2	Spring, Drum Switch	P12570	1	
3	Handle, Drum Switch w/Screws	P12500	1	
	SWITCH ASSEMBLY, POWER FEED DRUM	E20438	1	
4	Switch, Drum	E20438-B	1	◆
5	Spring, Drum Switch	P12570	1	
6	Handle, Drum Switch w/Screws	P12500	1	
7	WASHER, #8 SAE FLAT	F05011-41	6	
	CUP ASSEMBLY, DRUM SWITCH GREASE	A20463	1	
8	Cup, Plastic Container	P20464	1	◆
9	Label, Grease Cup	P20467	1	
10	Pad, Velcro Loop	P20466	1	◆
11	Pad, Velcro Hook	P20465	1	◆
	Grease, Drum Switch	P20468	.011ml	◆

4.10 Sawdust Chute



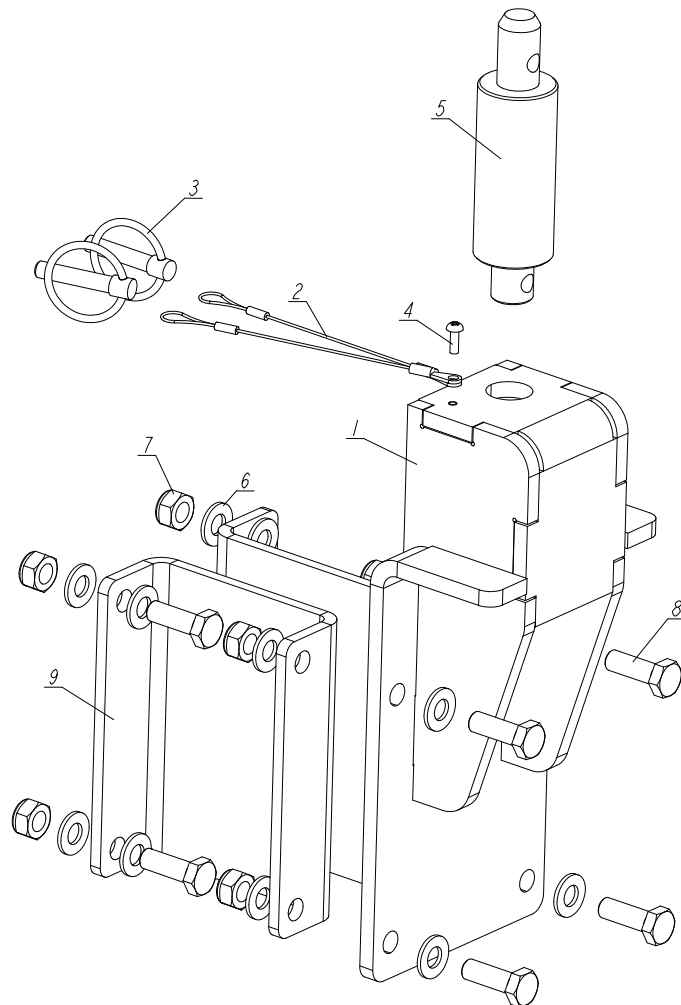
REF.	DESCRIPTION (◆ Indicates Parts Available In Assemblies Only)	PART #	QTY
1	CHUTE WELDMENT, SAWDUST	100903-1	1
2	TUBE, SAWDUST CHUTE RUBBER	R02336	1
3	SCREW, #10-24 X 1/2 SELF-TAPPING	F05015-7	2
4	BOLT, M8x16	F81002-20	2
5	WASHER, 8.4 ZINC FLAT	F81054-1	2

4.11 Up/Down Cable Chain Assembly



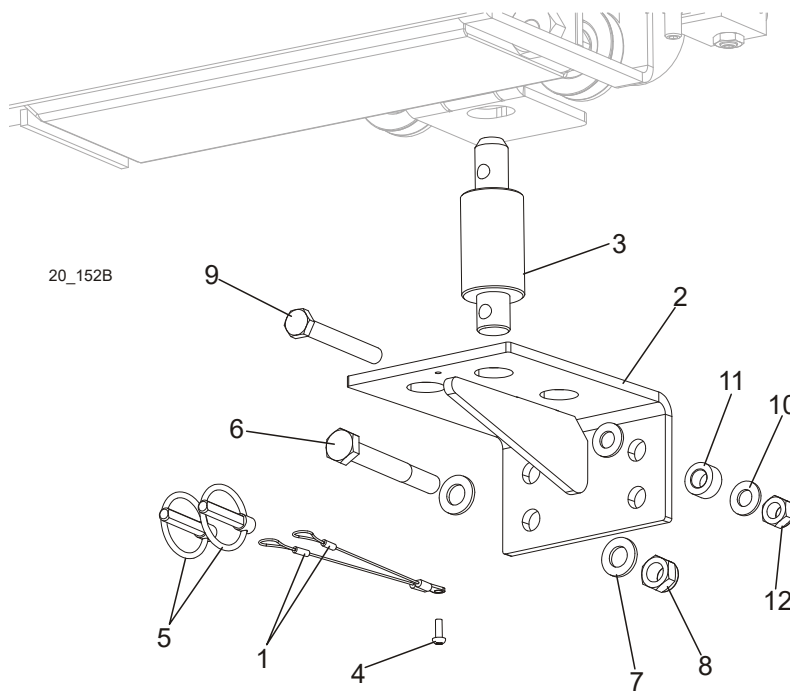
REF.	DESCRIPTION (◆ Indicates Parts Available In Assemblies Only)	PART #	QTY
1	Harness Guide, 1450.050.075.0	512944	1
	HARNESS GUIDE AND SENSOR ASSEMBLY	098052	1
2	Bracket, 14050, 12PZ Mount	512945	1
3	Mounting Plate, Harness and Sensor Assy.	096067-1	1
4	Bracket, Sensor Mount	096068-1	1
5	Sensor, MSK-320	096014	1
6	Screw, M4x12-5.8-B Zinc	F81011-43	2
7	Washer, 4.3 Zinc	F81051-2	2
8	Screw, M3x20-5.8-A Zinc	F81000-8	2
9	Washer, 3.2 Zinc	F81050-2	4
10	Nut, M3-6 Zinc	F81028-2	2
11	Screw, M6x20-10.9 Fe/Zn5 DIN-7991 Flat Socket Head Cap Zinc	F81001-17	2
12	Screw, M6x12-10.9 DIN7991 Flat Socket Head Cap Zinc	F81001-54	2
13	Plate, Guide Mount	098662-1	1
14	Washer, 6.4 Flat Zinc	F81053-1	2
15	Bolt, M6 x 16 8.8 Hex Head Full Thread Zinc	F81001-15	2

4.12 Saw Head Transport Bracket

532230_001
532230_MANUAL

REF	DESCRIPTION (u indicates parts available in assemblies only)	PART #	QTY	
-	BRACKET, HEAD MOBILE LT20	532230	1	
1	BRACKET, SAW HEAD REST	532215-1	1	
2	LANYARD, 3/64 X 6"	016030	2	
3	PIN, 8 BN914 (BOSSARD 1364650) LOCK	F81046-2	2	
4	SCREW, M4X12-5.8-B CROSS RECESSED PAN HE	F81011-43	1	
5	PIN, LT20 SAW HEAD REST	097935-1	1	
6	WASHER, 10.5 FLAT ZINC	F81055-1	16	
7	NUT, M10-8-B NYLON HEX ZINC LOCK	F81033-1	8	
8	BOLT, DIN 933-M10X30 8.8-A2E	F81003-111	7	
9	SPACER BRACKET HEAD LT20	533961-1	2	

4.13 Saw Head Rest Pin Assembly (LT20ME15SAH7-2.2 Sawmills)



REF.	DESCRIPTION (◆ Indicates Parts Available In Assemblies Only)	PART #	QTY
	BRACKET, LT20 SAW HEAD REST PIN COMPLETE	097936	1
1	LANYARD, 3/64 X 6	016030	2
2	BRACKET, LT20 SAW HEAD REST PIN	092699-1	1
3	PIN, LT20 SAW HEAD REST	097935-1	1
4	SCREW, M4x12 5,8-B CROSS RECESSED PAN HEAD	F81011-43	1
5	PIN, 8 BN914 (BOSSARD 134650) LOCK	F81046-2	2
6	BOLT, M12x95 -8.8- HEX HEAD ZINC-PLATED	F81004-29	1
7	WASHER, 13 FLAT ZINC	F81056-1	2
8	NUT, M12-8 HEX NYLON ZINC LOCK	F81034-2	1
9	BOLT, M10 X 80 -8.8- FE/ZN5 HEX HEAD	F81003-50	1
10	WASHER, 10.5 FLAT ZINC	F81055-1	2
11	BUSHING, ZINC-PLATED SPACER	090936-1	1
12	NUT, M10-8-B HEX NYLON ZINC LOCK	F81033-1	1

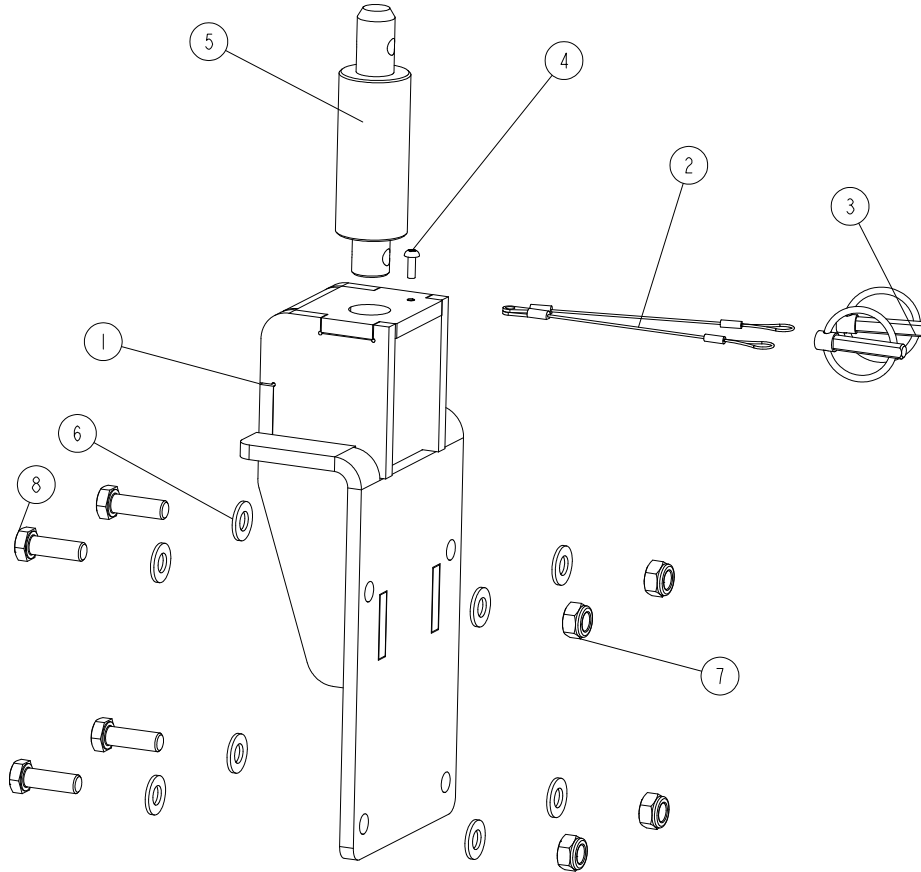
4

Saw Head

Saw Head Rest Pin Assembly (mobile sawmills)

4.14 Saw Head Rest Pin Assembly (mobile sawmills)

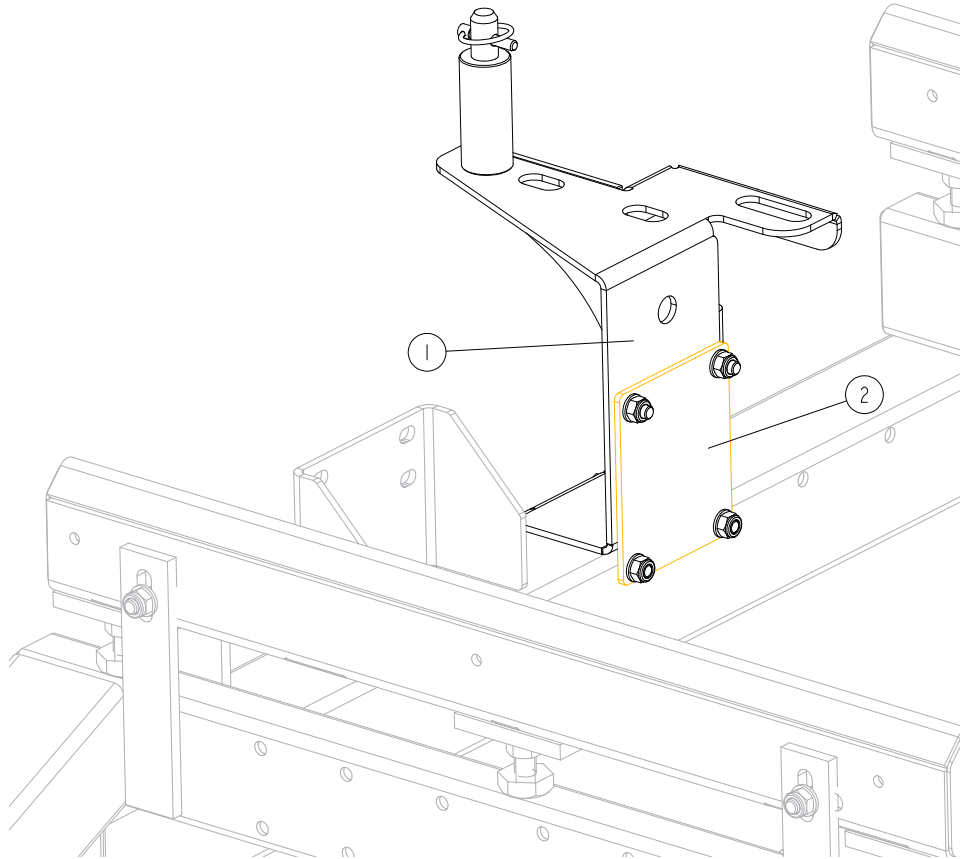
540141_001
540141



REF.	DESCRIPTION (*Indicates Parts Available In Assemblies Only)	PART#	QTY
-	KIT, SAW HEAD REST PIN - COMPLETE (mobile sawmills)	540141	1
1	BRACKET, SAW HEAD REST	532215-1	1
2	LANYARD, 3/64 X 6	016030	2
3	PIN, 8 BN914 (BOSSARD 134650) LOCK	F81046-2	2
4	SCREW, M4x12 5,8-B CROSS RECESSED PAN HEAD	F81011-43	1
5	PIN, SAW HEAD REST, LT20 PTD.	097935-1	1
6	WASHER, 10.5 FLAT ZINC	F81055-1	8
7	NUT, M10-8-B HEX NYLON ZINC LOCK	F81033-1	4
8	BOLT DIN 933-M10X30 8.8-A2E	F81003-111	4

4.15 Saw Head Rest Bracket. Plate Mount.

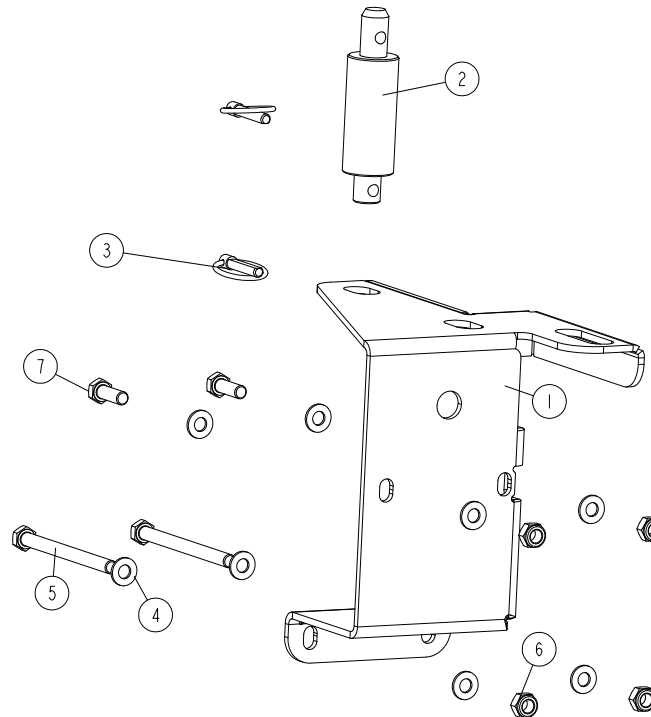
LT70ME20SAH3-WSWR_001
 LT70ME20SAH3-WSWR_MANUAL



RE.	DESCRIPTION (◆ Indicates Parts Available In Assemblies Only)	PART #	QTY	
1	BRACKET, LT SAWMILL SAW HEAD REST See Section 4.16	546306	1	
2	PLATE, MOUNT	087055-1	1	

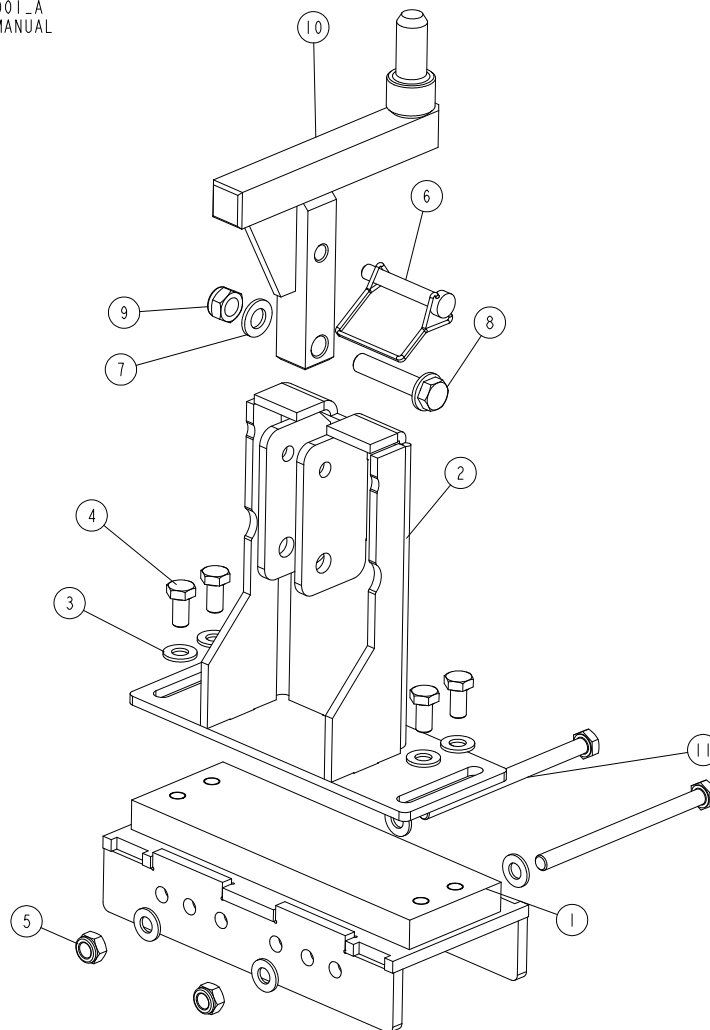
4.16 LT Sawmill Saw Head Rest Bracket

546306_001
546306_MANUAL



REF.	DESCRIPTION (◆ Indicates Parts Available In Assemblies Only)	PART #	QTY
-	BRACKET, LT SAWMILL SAW HEAD REST	546306	1
1	PLATE, SAW HEAD REST BRACKET	546307-1	1
2	PIN, SAW HEAD REST, LT20 PTD.	097935-1	1
3	PIN, 8 BN914 (BOSSARD 134650) LOCK	F81046-2	2
4	WASHER, 10.5 FLAT ZINC	F81055-1	8
5	BOLT, M10x125-8.8 HEX HEAD ZINC	F81003-18	2
6	NUT, M10-8-B NYLON HEX ZINC LOCK	F81033-1	4
7	BOLT, M10X30-8.8 HEX HEAD FULL THREAD ZINC	F81003-2	2

4.17 Saw Head Support Bracket (New M-type Frame, Mobile Sawmills)

555183_001_A
555183_MANUAL

REF	DESCRIPTION (u indicates parts available in assemblies only)	PART #	QTY
-	BRACKET, LT20 SAW HEAD SUPPORT ("M" FRAM	555183	1
1	BASE, SAW HEAD BRACKET LT20/40/70	545600-1	1
2	MOUNT WELDMENT, LT20/40/70 SAW HEAD REST	545618-1	1
3	WASHER, 10.5 FLAT ZINC	F81055-1	8
4	BOLT, ISO 4017-M10X20-8.8-A2E HEX HEAD F	F81003-53	4
5	NUT, M10-8-B HEX NYLON ZINC LOCK	F81033-1	2
6	PIN, 3/8X2 1/4 SNAP	014151	1
7	WASHER, 13 FLAT ZINC	F81056-1	2
8	BOLT, M12X60-8.8 HEX HEAD ZINC	F81004-5	1
9	NUT, M12-8 HEX NYLON ZINC LOCK	F81034-2	1
10	PIN WELDMENT, LT40 SAW HEAD REST	555234-1	1
11	BOLT, M10X140-10.9 HEX HEAD ZINC	F81003-180	2

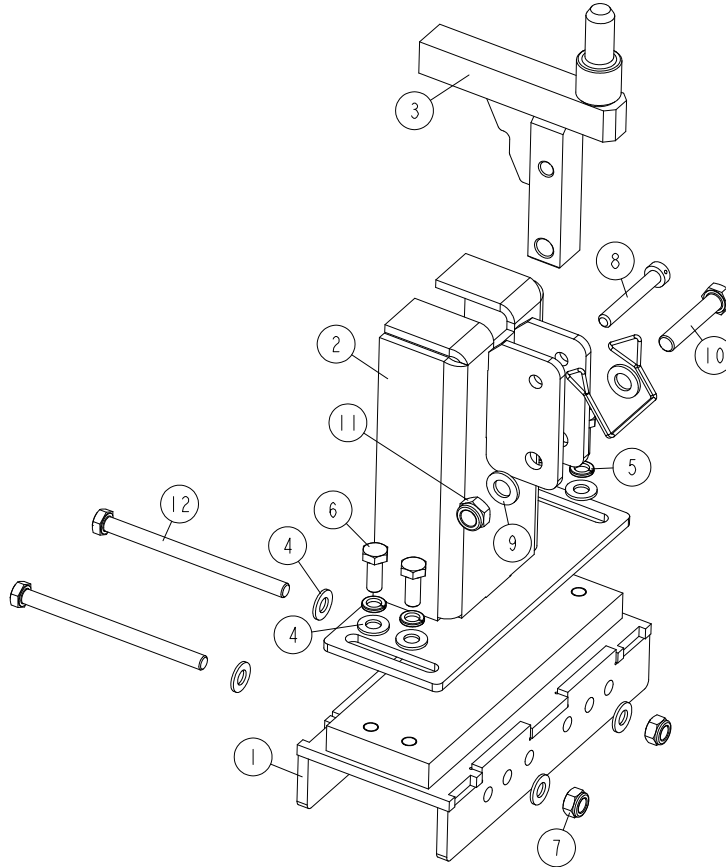
4

Saw Head

Saw Head Support Bracket, LT20 Wide - "M" Frame

4.18 Saw Head Support Bracket, LT20 Wide - "M" Frame

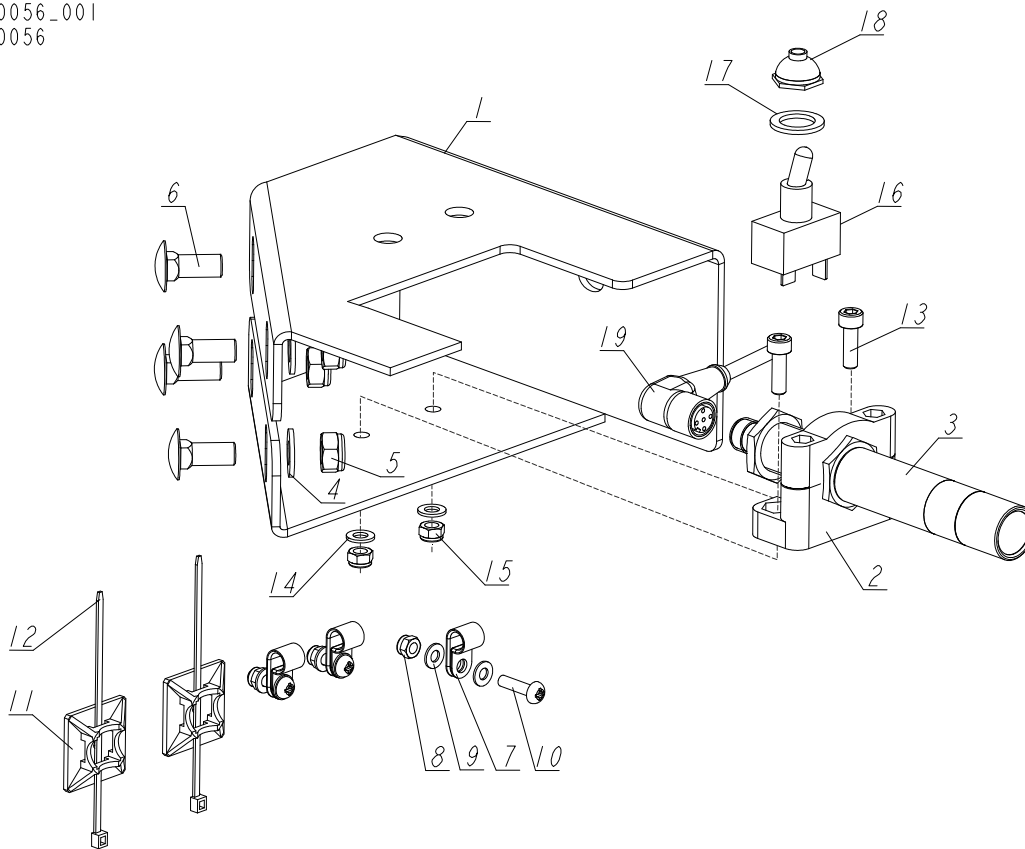
580640_001
580640



REF	DESCRIPTION (u indicates parts available in assemblies only)	PART #	QTY
-	BRACKET, LT20 WIDE SAWMILL HEAD REST - M FRAME	580640	1
1	BASE, SAW HEAD BRACKET LT20/40/70	545600-1	1
2	BASE, LT20 WIDE SAW HEAD	580643-1	1
3	PIN, LT20 WIDE SAW HEAD REST	580642-1	1
4	WASHER, 10.5 FLAT ZINC	F81055-1	8
5	WASHER, Z 10.2 SPLIT LOCK ZINC	F81055-2	4
6	BOLT, M10X25 8.8 HEX HEAD FULL THREAD	F81003-31	4
7	NUT, M10-8-B HEX NYLON ZINC LOCK	F81033-1	2
8	PIN, 3/8X2 1/4 SNAP	014151	1
9	WASHER, 13 FLAT ZINC	F81056-1	2
10	BOLT, M12X60-8.8 HEX HEAD ZINC	F81004-5	1
11	NUT, M12 8 HEX NYLON ZINC LOCK	F81034-2	1
12	BOLT, M10X140-10.9 HEX HEAD ZINC	F81003-180	2

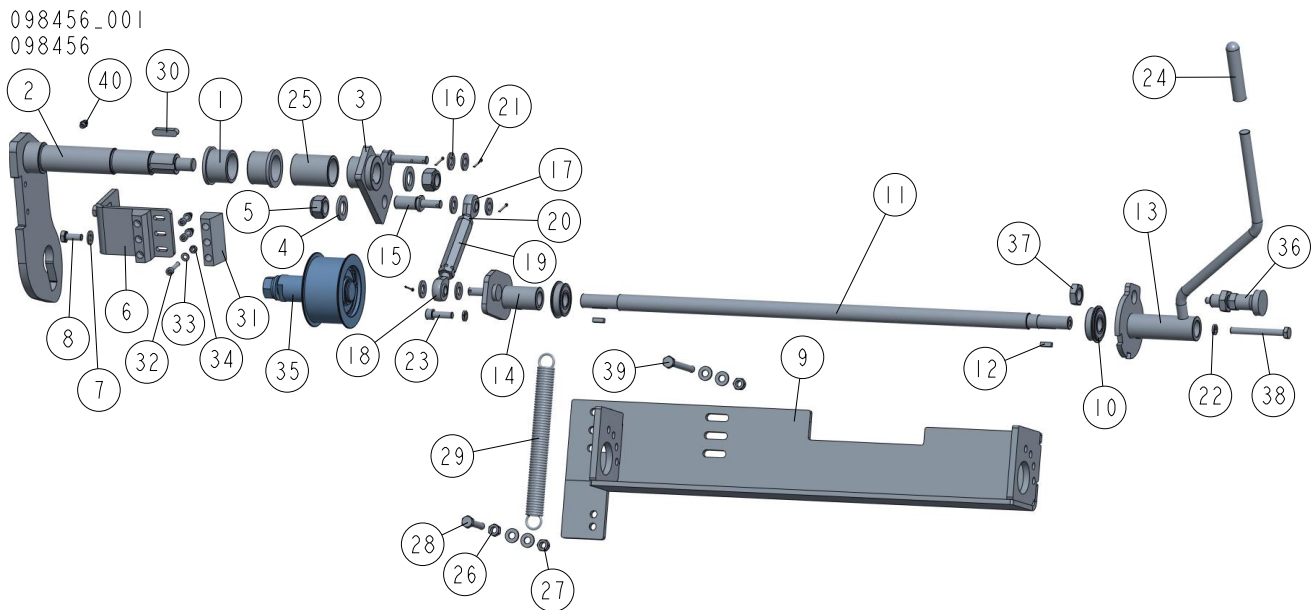
4.19 LT20 Laser Sight

550056_001
550056



REF.	DESCRIPTION (◆ Indicates Parts Available In Assemblies Only)	PART #	QTY
-	LASER SIGHT, LT20 COMPLETE	550056	1
1	BRACKET, LT20 LASER MOUNT	550055-1	1
2	BRACKET, SMB 18SF LASER SWIVEL	503469	1
3	LASER, Z5M18B-F-532-IG90 GREEN LINE	501025	1
4	WASHER, 8.4 FLAT ZINC	F81054-1	4
5	NUT, M8-8-B HEX NYLON ZINC LOCK	F81032-2	4
6	BOLT, M8x20-8.8 CARRIAGE ZINC	F81002-11	4
7	ELEMENT, EE63 MOUNTING	F81080-4	3
8	NUT, M4-8 HEX NYLON ZINC LOCK	F81029-1	3
9	WASHER, 4.3 FLAT ZINC	F81051-2	6
10	SCREW, M4x16 5.8-B CROSS RECESSED PAN HEAD ZINC	F81011-42	3
11	ELEMENT, E9S SELF-ADHESIVE MOUNT	087695	2
12	TIE, TK 9/3 CABLE	F81082-4	2
13	SCREW, M5x16-8.8 HEX SOCKET HEAD CAP ZINC	F81000-25	2
14	WASHER, 5.3 FLAT ZINC	F81052-1	2
15	NUT, M5-8 DIN985 ZINC-PLATED	F81030-2	2
16	SWITCH, TOGGLE	P03027	1
17	WASHER, 1/2X3/4X1/16 NYLON	P05251-1	1
18	BOOT, TOGGLE SWITCH	P02575	1
19	CABLE, 5M SAFETY SWITCH	087652	1

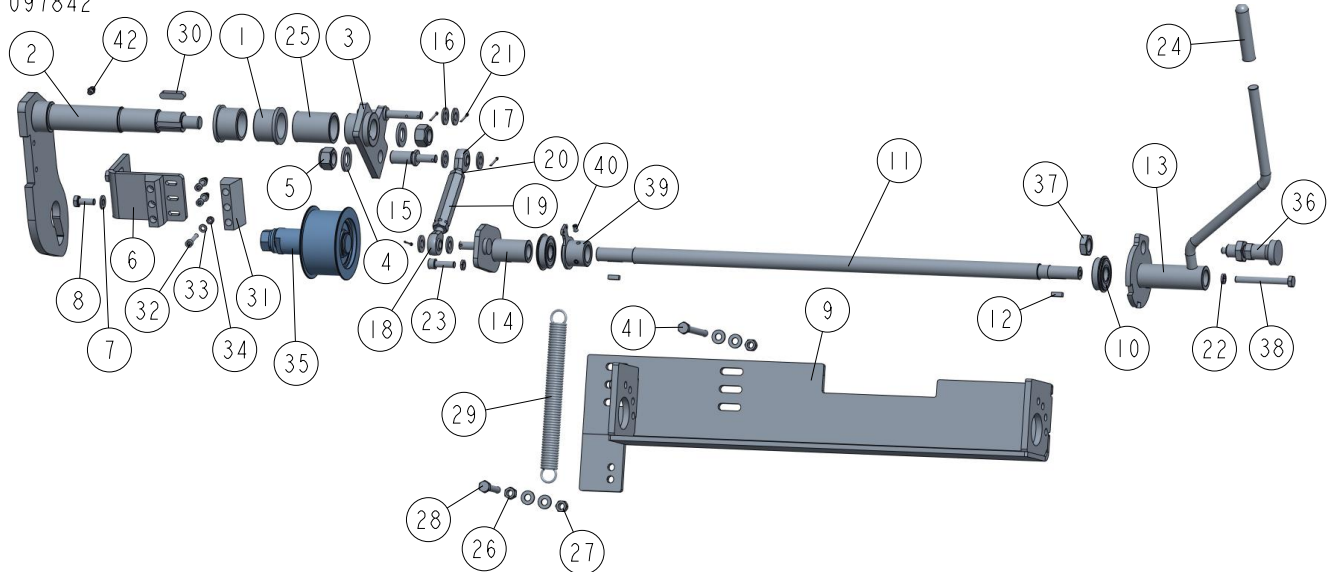
4.20 Drive Belt Tensioner 098456



REF	DESCRIPTION (◆ indicates parts available in assemblies only)	PART #	QTY
-	BELT TENSIONER, LT20 COMPLETE, D22	098456	1
1	BUSHING, MFM-3240-30 (IGUS)	088461	2
2	SHAFT WELDMENT, BELT TENSIONER	097828-1	1
3	ARM WELDMENT, BELT TENSIONER	091172-1	1
4	WASHER, 17 SPLIT LOCK ZINC	F81058-1	2
5	NUT, M16-8 HEX NYLON ZINC LOCK	F81036-2	2
6	BRACKET, BRAKE BLOCK MOUNT PTD	091248-1	1
7	WASHER, 8.4 FLAT ZINC	F81054-1	8
8	BOLT, M8X20 8.8 HEX HEAD FULL THREAD ZIN	F81002-4	2
9	MOUNT WELDMENT, BELT TENSIONER	091169-1	1
10	BEARING W/SNAP RING 6203-2RS	086395	2
11	ROD, LT20 BELT TENSIONER	091176-1	1
12	KEY, B 5X5.1X14 PARALLEL	087365	2
13	HANDLE WELDMENT, ACCELERATE/BRAKE	097837-1	1
14	BRACKET, BELT TENSIONER PIVOT	091245-1	1
15	PIN, LT20 ZINC-PLATED SCREW-IN	598033-1	1
16	WASHER, 10.5 FLAT ZINC	F81055-1	6
17	ROD END, SA10	094236	1
18	END, SAL10 ROD THREAD	096431	1
19	TURNBUCKLE	518243-1	1
20	NUT, M10-04-W HEX ZINC THIN	F81033-6	1
21	PIN, 2.5X20 COTTER ZINC	F81043-1	4
22	WASHER 8,2 SPLIT LOCK ZINC	F81054-4	2
23	SCREW, M8X25 -8.8 HEX SOCKET HEAD CAP	F81002-21	1
24	GRIP, HANDLE 1/2" ID X 3" LONG	014835	1
25	BUSHING, SPACER	091351-1	1
26	NUT M8 ZC 8 DIN 934	F81032-1	1
27	NUT, M8-8-B HEX NYLON ZINC LOCK	F81032-2	3

REF	DESCRIPTION (◆ indicates parts available in assemblies only)	PART #	QTY	
28	BOLT, M8X45-8.8 HEX HEAD ZINC	F81002-17	1	
29	SPRING, HYDRAULIC LOG TURNER	P09136	1	
30	KEY, A8X7X32 PARALLEL	088564	1	
31	BLOCK, F9150 123 BELT TENSIONER BRAKE	092111	2	
32	SCREW, M5X25 8.8 HEX SOCKET HEAD CAP ZIN	F81000-7	6	
33	WASHER, M5, FLAT ZINC	F81052-1	6	
34	NUT, M5-8 DIN985 ZINC-PLATED	F81030-2	6	
35	ROLLER, TENSION COMPLETE See Section 4.22	509902	1	
36	PIN, DETENT	089939	1	
37	NUT, M16X1.5-08-B ZINC THIN	F81036-6	1	
38	BOLT, M8X70-8.8 HEX HEAD ZINC	F81002-71	1	
39	BOLT, M8X75-8.8 HEX HEAD ZINC	F81002-91	2	
40	FITTING, M6 GREASE	086280	1	

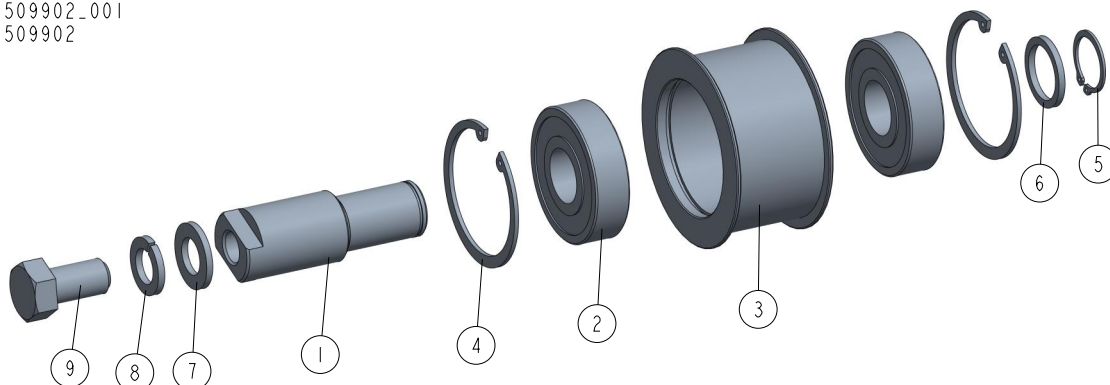
4.21 Drive Belt Tensioner 097842

097842_001
097842

REF	DESCRIPTION (◆ indicates parts available in assemblies only)	PART #	QTY
-	BELT TENSIONER, LT20 COMPLETE, G25	097842	1
1	BUSHING, MFM-3240-30 (IGUS)	088461	2
2	SHAFT WELDMENT, BELT TENSIONER	097828-1	1
3	ARM WELDMENT, BELT TENSIONER	091172-1	1
4	WASHER, 17 SPLIT LOCK ZINC	F81058-1	2
5	NUT, M16-8 HEX NYLON ZINC LOCK	F81036-2	2
6	BRACKET, BRAKE BLOCK MOUNT PTD	091248-1	1
7	WASHER, 8.4 FLAT ZINC	F81054-1	8
8	BOLT, M8X20 8.8 HEX HEAD FULL THREAD ZIN	F81002-4	2
9	MOUNT WELDMENT, BELT TENSIONER	091169-1	1
10	BEARING W/SNAP RING 6203-2RS	086395	2
11	ROD, LT20 BELT TENSIONER	091176-1	1
12	KEY, B 5X5.1X14 PARALLEL	087365	2
13	HANDLE WELDMENT, ACCELERATE/BRAKE	097837-1	1
14	BRACKET, BELT TENSIONER PIVOT	091245-1	1
15	PIN, LT20 ZINC-PLATED SCREW-IN	598033-1	1
16	WASHER, 10.5 FLAT ZINC	F81055-1	6
17	ROD END, SA10	094236	1
18	END, SAL10 ROD THREAD	096431	1
19	TURNBUCKLE	518243-1	1
20	NUT, M10-04-W HEX ZINC THIN	F81033-6	1
21	PIN, 2.5X20 COTTER ZINC	F81043-1	4
22	WASHER 8,2 SPLIT LOCK ZINC	F81054-4	2
23	SCREW, M8X25 -8.8 HEX SOCKET HEAD CAP	F81002-21	1
24	GRIP, HANDLE 1/2" ID X 3" LONG	014835	1
25	BUSHING, SPACER	091351-1	1
26	NUT M8 ZC 8 DIN 934	F81032-1	1
27	NUT, M8-8-B HEX NYLON ZINC LOCK	F81032-2	3

REF	DESCRIPTION (◆ indicates parts available in assemblies only)	PART #	QTY	
28	BOLT, M8X45-8.8 HEX HEAD ZINC	F81002-17	1	
29	SPRING, HYDRAULIC LOG TURNER	P09136	1	
30	KEY, A8X7X32 PARALLEL	088564	1	
31	BLOCK, F9150 123 BELT TENSIONER BRAKE	092111	2	
32	SCREW, M5X25 8.8 HEX SOCKET HEAD CAP ZIN	F81000-7	6	
33	WASHER, M5, FLAT ZINC	F81052-1	6	
34	NUT, M5-8 DIN985 ZINC-PLATED	F81030-2	6	
35	ROLLER, TENSION COMPLETE See Section 4.22	509902	1	
36	PIN, DETENT	089939	1	
37	NUT, M16X1.5-08-B ZINC THIN	F81036-6	1	
38	BOLT, M8X70-8.8 HEX HEAD ZINC	F81002-71	1	
39	TENSION MEMBER, (G25 ENGINE ONLY)	092535-1	1	
40	SCREW, M6 X 8 BLACK OXIDE SOCKET HEAD SE	F81013-1	2	
41	BOLT, M8X75-8.8 HEX HEAD ZINC	F81002-91	2	
42	FITTING, M6 GREASE	086280	1	

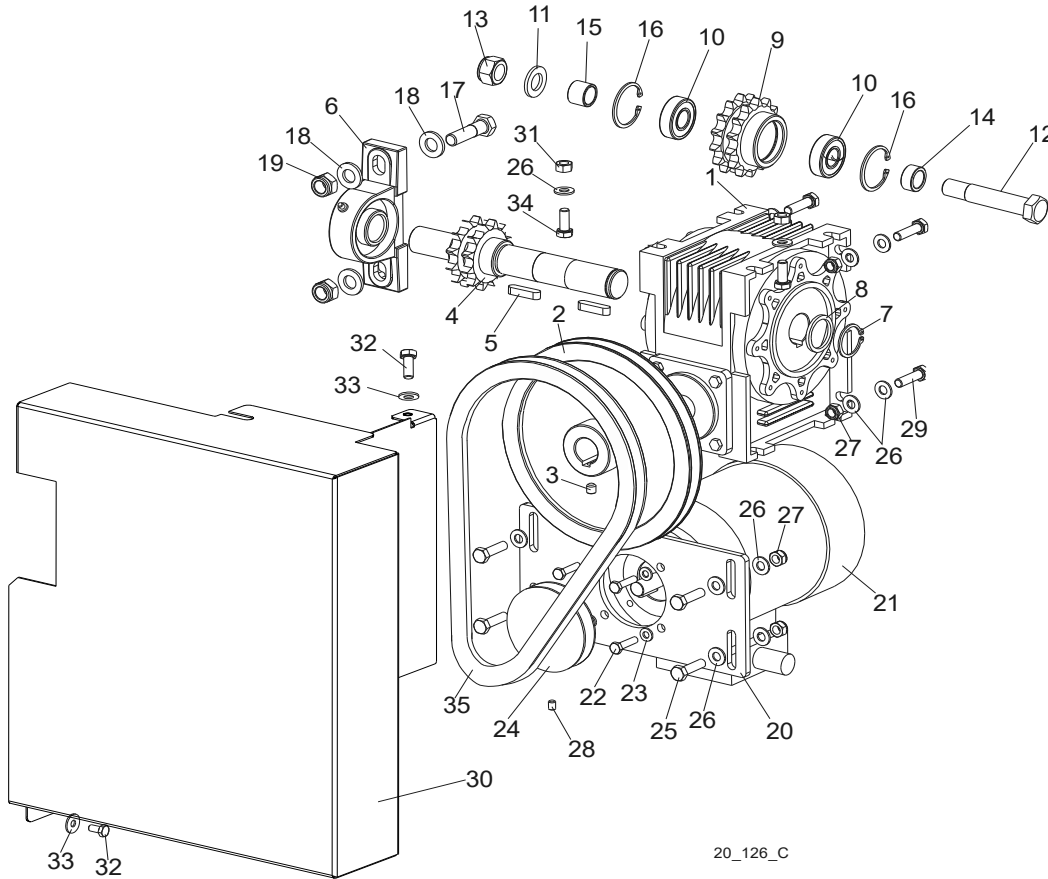
4.22 Tension Roller 509902

509902_001
509902

REF	DESCRIPTION (◆ indicates parts available in assemblies only)	PART #	QTY
-	ROLLER, TENSION COMPLETE	509902	1
1	AXLE, BELT TENSION WHEEL ZINC	509901-1	1
2	BEARING, 6305 2RS NSK.	P08066	2
3	WHEEL, LT15 BELT TENSION ZINC	087671-1	1
4	RING, 62W INSIDE RETAINING	F81090-1	2
5	RING, 25Z OUTSIDE RETAINING	F81090-22	1
6	WASHER, DRIVE ASSY, ZINC-PLATED	500863-1	1
7	WASHER, 17 SPLIT LOCK ZINC	F81058-1	1
8	WASHER, 17 SPLIT LOCK	F81058-2	1
9	BOLT, M16X30-8.8 HEX HEAD FULL THREAD ZI	F81006-36	1

SECTION 5 UP/DOWN ASSEMBLY

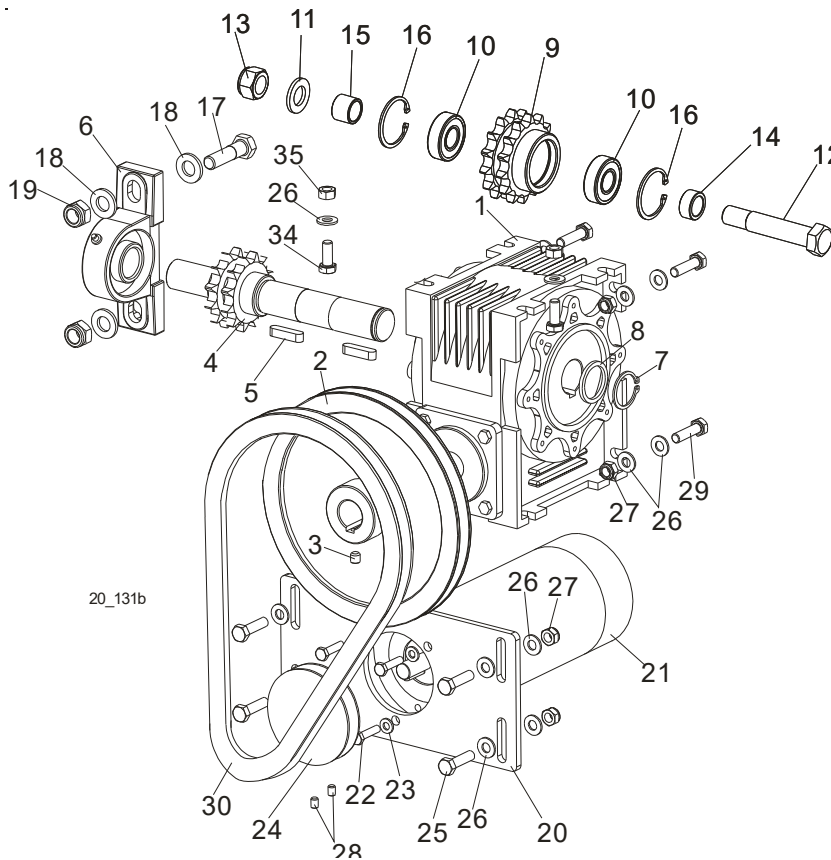
5.1 Up/Down Assembly, AC Mills



REF.	DESCRIPTION (◆ Indicates Parts Available In Assemblies Only)	PART #	QTY	
	MOTOR ASSEMBLY, LT20 AC UP/DOWN	098300	1	◆
	Motor Assembly, LT20 Up/Down	098299	1	
1	Box, R-63/66/F1/B3 Gear	097786	1	
2	Pulley, LT20	091078-1	1	
3	Screw, M8x8-33H Hex Socket Set Flat Point	F81014-1	1	
4	Shaft, LT20 Up/Down w/Sprocket	512249-1	1	
5	Key, A8x7x32 Parallel	088564	2	
6	Bearing Assembly, UCP 205CX	088468	1	
7	Ring, Z28 Outside Retaining	F81090-12	1	
8	Washer	098351	1	
	Sprocket Assembly	512276	2	
9	Sprocket, ULMER T08260	512247-1	1	
10	Spacer, Drive Bearing	098166	2	
11	Washer, M16 Flat Zinc	F81058-1	2	
12	Pin, Up/Down Drive Shaft	098289-1	1	
13	Nut, M16-8 Hex Nylon Zinc Lock	F81036-2	1	

14	BUSHING, D42 BELT TENSIONER SPACER ZINC-PL.	087965-1	1	
15	BUSHING, UP/DOWN SPROCKET SPACER ZINC-PL.	088792-1	1	
16	RING, W40 INSIDE RETAINING	F81090-3	2	
17	Bolt, M12x45-8.8 Hex Head Zinc	F81004-32	2	
18	Washer, 13 Flat Zinc	F81056-1	4	
19	Nut, M12-8 Hex Nylon Zinc Lock	F81034-2	2	
	Motor Assembly, LT20 AC Up/Down	091302	1	
20	Plate, LT20AC Up/Down Motor Mount	098355-1	1	
21	Motor, SKh 71- 4B2 RAL 9005	091304	1	
22	Bolt, M6x25-5.8 Hex Head Full Thread Zinc	F81001-3	4	
23	Washer, 6.4 Flat Zinc	F81053-1	4	
24	Pulley, LT20 Power Feed Gear Box	090699-1	1	
25	Bolt, M8x30-5.8 Hex Head Full Thread Zinc	F81002-2	4	
26	Washer, 8.4 Flat Zinc	F81054-1	18	
27	Nut, M8-8-B Hex Nylon Zinc Lock	F81032-2	8	
28	Screw, M6x8 Hex Socket Set Flat Point Zinc	F81013-1	1	
29	Bolt, M8x30-8.8-B Hex Head Full Thread Zinc	F81002-7	4	
30	Guard, Up/Down Front	517500-1	1	
31	Nut, M8-8-B Hex Zinc	F81032-1	2	
32	Bolt, M6x12-8.8 Hex Head Full Thread Zinc	F81001-7	2	
33	Washer, 6.5 Special Flat Zinc	F81053-11	2	
34	Bolt, M8x20-5.8 Hex Head Full Thread Zinc	F81002-1	2	
35	V-Belt, HA-800 (Kleberg)	091086	1	

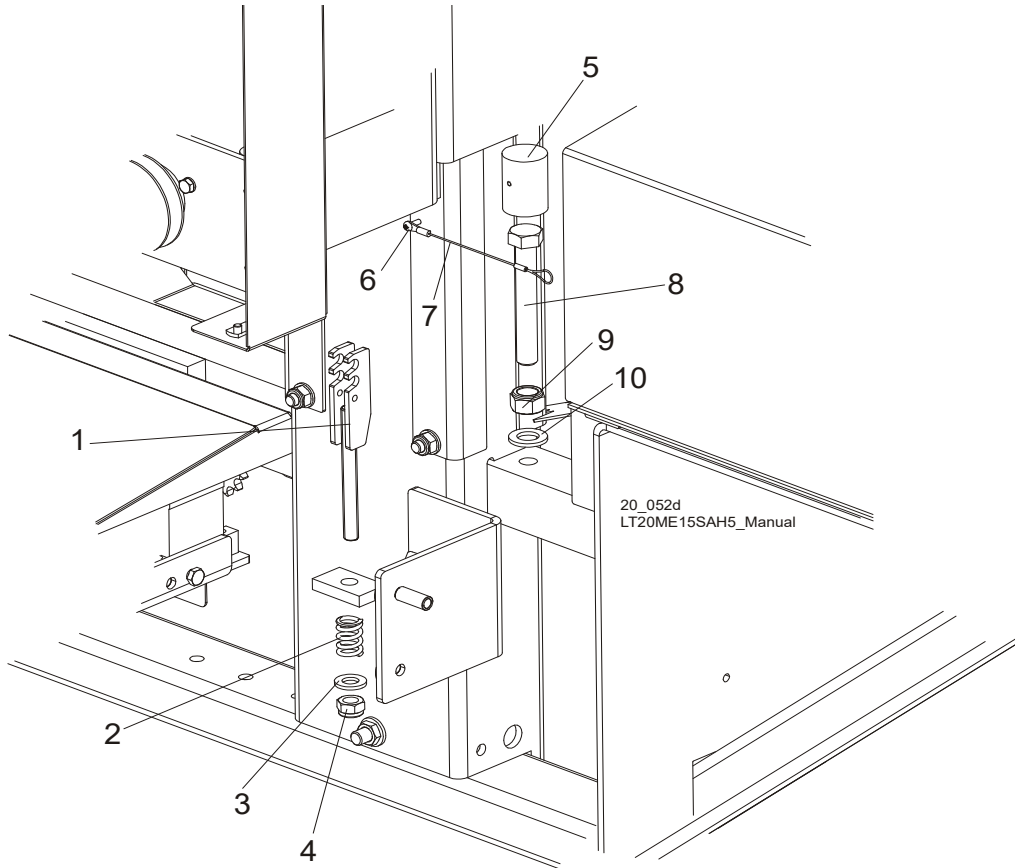
5.2 Up/Down Assembly, DC Mills



REF.	DESCRIPTION (◆ Indicates Parts Available In Assemblies Only)	PART #	QTY	
	MOTOR ASSEMBLY, LT20 DC UP/DOWN	098346	1	◆
	Motor Assembly, LT20 Up/Down	098299	1	
1	Box, R-63/66/F1/B3 Gear	097786	1	
2	Pulley, LT20	091078-1	1	
3	Screw, M8x8-33H Hex Socket Set Flat Point	F81014-1	1	
4	Shaft, LT20 Up/Down w/Sprocket	512249-1	1	
5	Key, A8x7x32 Parallel	088564	2	
6	Bearing Assembly, UCP 205CX	088468	1	
7	Ring, Z28 Outside Retaining	F81090-12	1	
8	Washer	098351	1	
	Sprocket Assembly	512276	2	
9	Sprocket, ULMER T08260	512247-1	1	
10	Spacer, Drive Bearing	098166	2	
11	Washer, 17 Flat Zinc	F81058-1	2	
12	Pin, Up/Down Drive Shaft	098289-1	1	
13	Nut, M16-8 Hex Nylon Zinc Lock	F81036-2	1	
14	Bushing, D42 Belt Tensioner Spacer Zinc-pl.	087965-1	1	
15	Bushing, Up/down Sprocket Spacer Zinc-pl.	088792-1	1	
16	Ring, W40 Inside Retaining	F81090-3	2	
17	Bolt, M12x45-8.8 Hex Head Zinc	F81004-32	2	

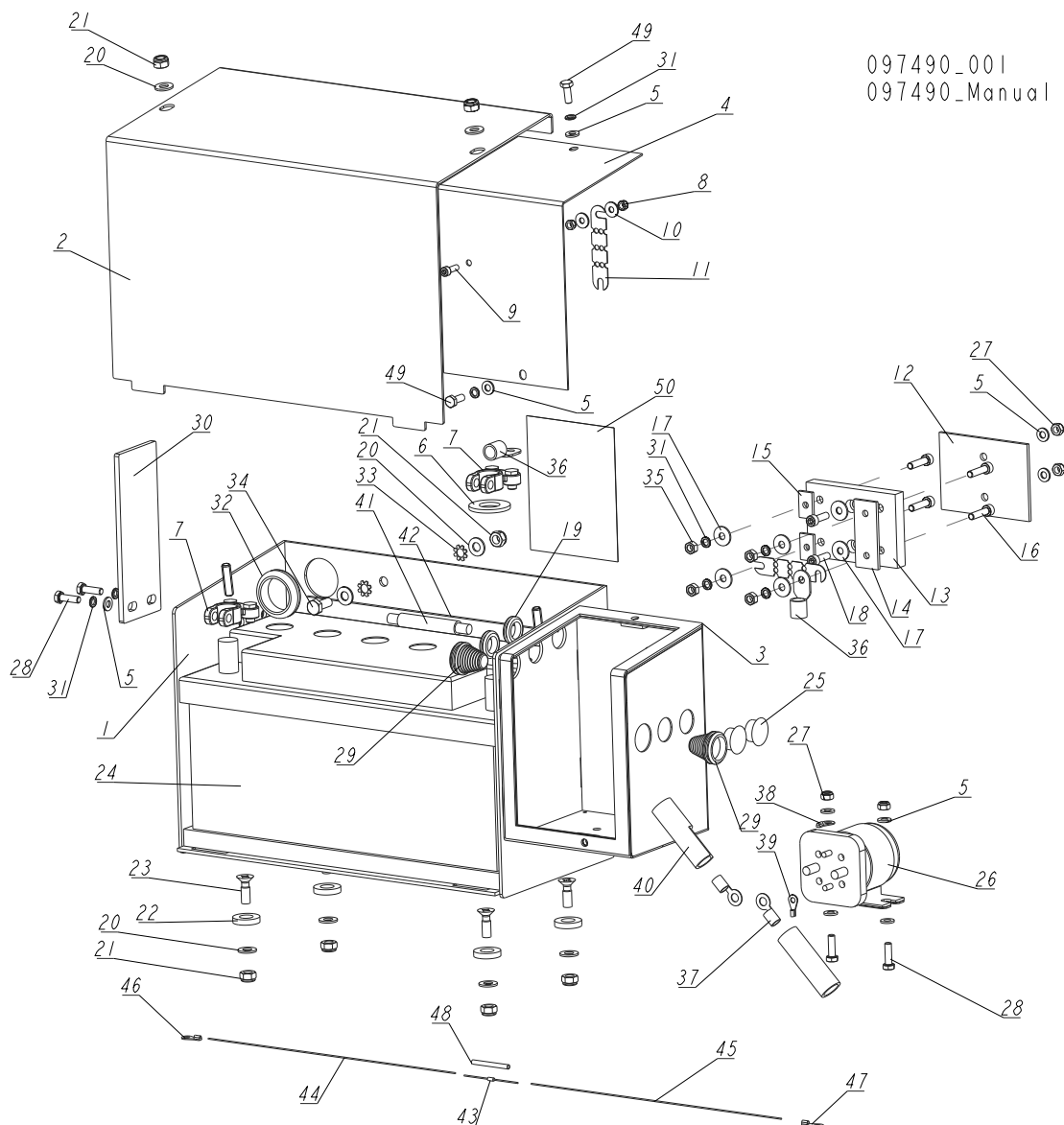
18	Washer, 13 Flat Zinc	F81056-1	4	
19	Nut, M12-8 Hex Nylon Zinc Lock	F81034-2	2	
	Motor Assembly, LT20 DC Up/Down	091303	1	
20	Plate, LT20 DC Up/Down Motor Mount	098363-1	1	
21	Motor, 0.5HP 12V DC Up/Down & Power Feed	006747	1	
	Brush Kit, 0.5/0.75HP 12VDC	061794		
22	Bolt, M6x25 -5.8 Hex Head Full Thread Zinc	F05005-1	3	
23	Washer, 6.4 Flat Zinc	F81053-1	3	
24	Pulley, "A" SR. 82/12.7	093158-1	1	
25	Bolt, M8x30-5.8 Hex Head Full Thread Zinc	F81002-2	4	
26	Washer, 8.4 Flat Zinc	F81054-1	18	
27	Nut, M8-8-B Hex Nylon Zinc Lock	F81032-2	8	
28	Screw, M6x8 Hex Socket Set Flat Point Zinc	F81013-1	2	
29	Bolt, M8x30-8.8-B Hex Head Full Thread Zinc	F81002-7	4	
30	V-Belt, HA-800 (Kleberg)	091086	1	

5.3 Up/Down Chain Tensioner Assembly



REF.	DESCRIPTION (◆ Indicates Parts Available In Assemblies Only)	PART #	QTY
1	TENSIONER WELDMENT, LT20 UP/DOWN CHAIN ZINC-PLATED	512259-1	1
2	SPRING, 14 X 30 X 3.2	090797	1
3	WASHER, 13 ZINC FLAT	F81056-1	1
4	NUT, M12-8 HEX NYLON ZINC LOCK	F81034-2	1
	BLOCK, HEAD SUPPORTING, COMPLETE	097775	1
5	Block, Head Support	097771-1	1
6	Screw, M4x12-5.8-B Cross Recessed Pan Head Zinc	F81011-43	1
7	Lanyard, 3/64 x 6	016030	1
8	BOLT, M16X110-8.8 HEX HEAD ZINC	F81006-24	1
9	NUT, M16-8 HEX NYLON ZINC LOCK	F81036-2	1
10	WASHER, 17 FLAT ZINC	F81058-1	1
	CHAIN, LT20 UP/DOWN TYPE 10B-2-111 LINKS	512641	1

5.4 Battery Box Assembly (DC Sawmills)

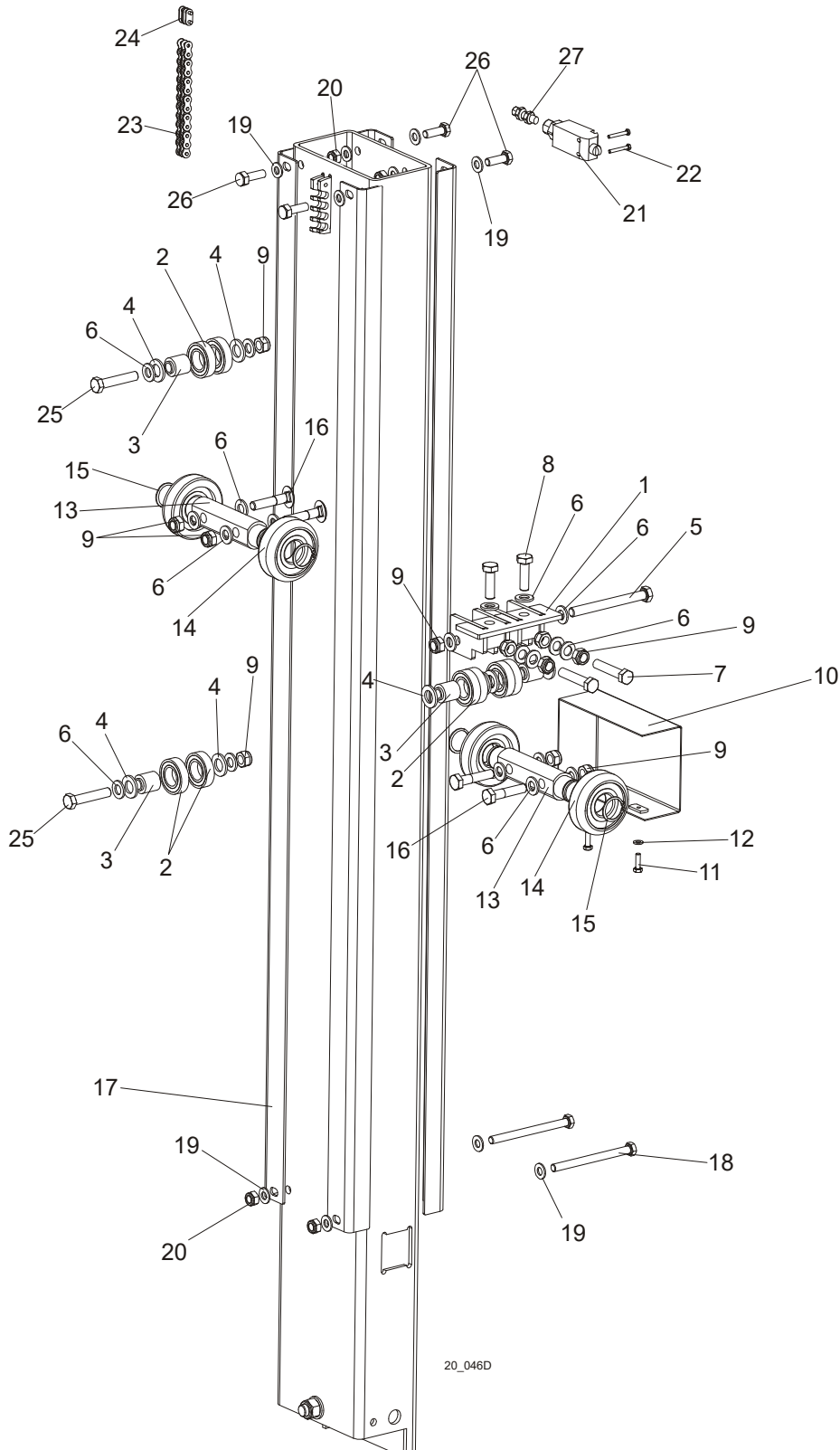


REF.	DESCRIPTION (◆ Indicates Parts Available In Assemblies Only)	PART #	QTY
	BATTERY BOX, T20 B/H - COMPLETE	097490	1
1	BOX, BATTERY	097486-1	1
2	LID, BATTERY BOX	097489-1	1
3	GASKET, FUSE BOX	092226	1
4	LID, FUSE BOX	092222-1	1
5	WASHER, 6.4 FLAT ZINC	F81053-1	10
6	WASHER, FELT BATTERY TERMINAL	P12161	1
7	TERMINAL, BATTERY	P05085	2
8	NUT, M5-8 DIN985 ZINC-PLATED	F81030-2	2
9	SCREW, M5X16-8.8 HEX SOCKET HEAD CAP ZINC	F81000-25	1
10	WASHER, 5.5 SPECIAL FLAT ZINC	F81052-3	2
11	FUSE, 150A 12V LINK	023361	2

REF.	DESCRIPTION (◆ Indicates Parts Available In Assemblies Only)	PART #	QTY	
12	PLATE, 3MM PLASTIC FUSE BOX	585483	1	
	BLOCK, RELAY	585482	1	
13	BLOCK, FUSE MOUNT	585484	1	
14	PLATE 64X25	585486	1	
15	PLATE 15X25	585485	2	
16	SCREW, M6X25-8.8 HEX SOCKET HEAD CAP ZINC	F81001-41	4	
17	WASHER, 6.5 SPECIAL FLAT ZINC	F81053-11	6	
18	SCREW, M6X20 8.8 HEX SOCKET HEAD CAP ZINC	F81001-22	2	
19	GROMMET, 5/8 ID RUBBER	P11764	2	
20	WASHER, 8.4 FLAT ZINC	F81054-1	8	
21	NUT, M8 8 HEX NYLON ZINC LOCK	F81032-2	7	
22	BUSHING, 12.6 HOLE 5MM LONG SPACER	R80671-5	4	
23	SCREW, M8X25-5.8 CROSS RECESSED COUNTERSUNK HEAD ZINC	F81002-51	4	
24	BATTERY, "BANNER" 12V100AH	088323	1	
25	CAP, SR1086 22.2 HOLE	093544	2	
26	SOLENOID, 200A 12V SPST CONT. DUTY	015470	1	
27	NUT, M6-8-B HEX NYLON ZINC LOCK	F81031-2	4	
28	BOLT, M6X20 8.8 HEX HEAD FULL THREAD ZINC	F81001-2	4	
29	GROMMET, 1709 (26/3/10-22) STEPPED	098816	2	
30	PLATE, GUIDE	098662-1	1	
31	WASHER, Z 6.1 SPLIT LOCK ZINC	F81053-3	8	
32	GROMMET, PVC 32/38 BL.3MM	500663	1	
33	WASHER, 8.4 EXTERIOR STAR LOCK ZINC	F81054-3	2	
34	BOLT, M8X20 8.8 HEX HEAD FULL THREAD ZINC	F81002-4	1	
35	NUT, M6 8 HEX ZINC	F81031-1	4	
36	TERMINAL, KO50/6 RING	F81067-4	2	
37	TERMINAL, K050/8 RING	F81067-2	2	
38	TERMINAL, KO 2.5/6 RING	F81064-13	1	
39	TERMINAL, KO 2.5/5 RING	F81064-1	1	
40	BOOT, 5/8 BLACK BATTERY TERMINAL	S11947	2	
41	CABLE, H07V-K BK 1X50	R80591-1	1	
42	CABLE, H05V-K 1X1MM2 BK BLACK	R80583-21	1	
	DIODE, INDUCTIVE KICK PROTECTION - COMPLETE	087496	1	
43	DIODE, 1N4007	087497	1	
44	CABLE, H05V-K 1X1MM2 RD RED	R80583-2	1	
45	CABLE, H05V-K 1X1MM2 BK BLACK	R80583-21	1	
46	TERMINAL, KO 2.5/5 RING	F81064-1	1	
47	TERMINAL, 2.5/6 RING	F81064-13	1	
48	TUBING, RC4/1 BLACK HEAT SHRINK	R80600-5	1	
49	BOLT, M6X16-8.8 HEX HEAD FULL THREAD ZINC	F81001-15	2	
50	DECAL, FUSE LINK 150A ID	015369	1	

SECTION 6 UP/DOWN ROLLERS & BLADE HEIGHT SCALE

6.1 Up/Down Rollers



20_046D

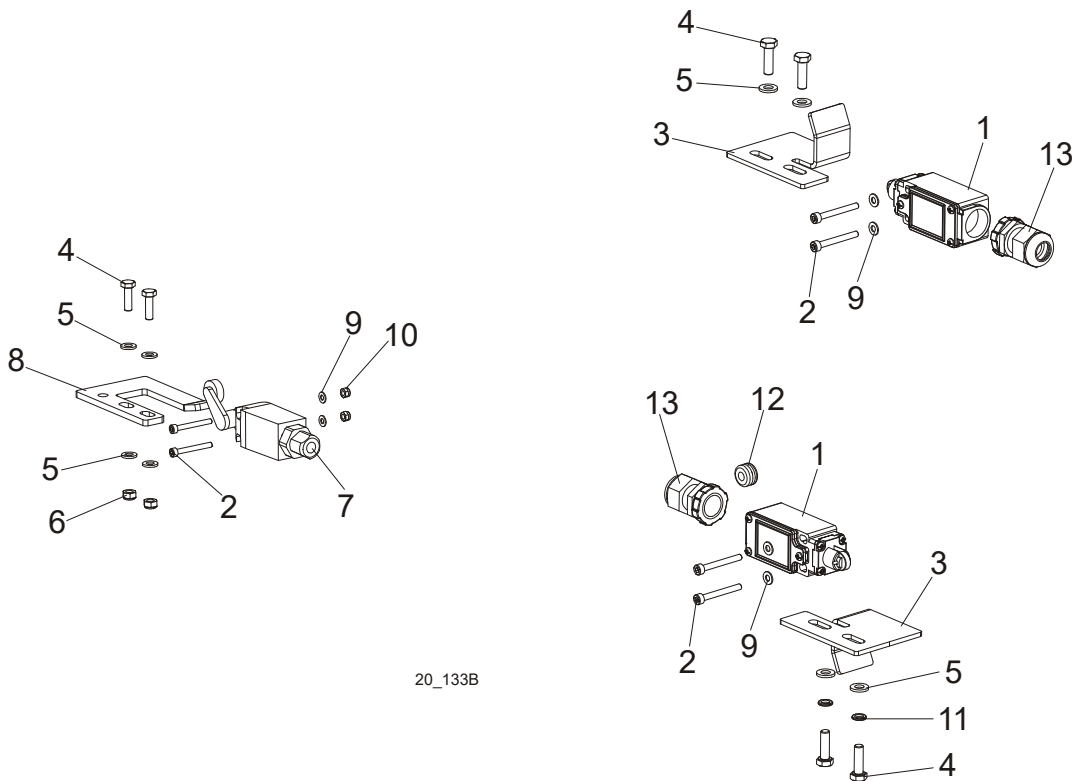
REF.	DESCRIPTION (◆ Indicates Parts Available In Assemblies Only)	PART #	QTY
1	BRACKET WELDMENT, LT20 UP/DOWN ROLLER	091095-1	1

6 Up/Down Rollers & Blade Height Scale

Up/Down Rollers

2	BEARING, 6005 2RSH SKF	550540	8	
3	BUSHING, LT20 UP/DOWN ROLLER	090790	4	
4	WASHER, 17 ZINC FLAT	F81058-1	10	
5	BOLT, M12 X 120 8.8 HEX HEAD ZINC	F81004-38	1	
6	WASHER, 13 ZINC FLAT	F81056-1	20	
7	BOLT, M12 X 60-8.8 HEX HEAD FULL THREAD ZINC	F81004-51	2	
8	BOLT, M12 X 40-8.8 HEX HEAD FULL THREAD ZINC	F81004-4	2	
9	NUT, M12-8 HEX NYLON ZINC LOCK	F81034-2	11	
10	GUARD, LT20 UP/DOWN ROLLERS PTD	091619-1	1	
11	BOLT, M6 X 20-8.8 HEX HEAD FULL THREAD ZINC	F81001-2	2	
12	WASHER, 6.4 ZINC FLAT	F81053-1	2	
13	SHAFT, UP/DOWN ROLLERS ZINC-PLATED	090616-1	2	
14	ROLLER, CBK-468	088433	4	
15	RING, Z30 SPRING RETAINING	F81090-23	4	
16	BOLT, M12X55-8.8 HEX HEAD FULL THREAD ZINC	F81004-43	4	
17	ANGLE, LT20 MAST TUBE	091182	4	
18	BOLT, M10 X 125-8.8 HEX HEAD ZINC	F81003-18	2	
19	WASHER, 10.5 ZINC FLAT	F81055-1	22	
20	NUT, M10-8-B HEX NYLON ZINC LOCK	F81033-1	10	
21	SWITCH, GLCB01C LIMIT	100910	1	
22	BOLT, M4 X 30 8.8 HEX HEAD FULL THREAD ZINC	F81011-5	2	
23	CHAIN, LT20 UP/DOWN TYPE 10B-2-111 LINKS	512641	1	
24	LINK, 10B-2Pz	088673	1	
25	BOLT, M12X60-8.8 HEX HEAD ZINC	F81004-5	2	
26	BOLT, M10X25-8.8 HEX HEAD FULL THREAD ZINC	F81003-11	4	
27	GROMMET DP 9/H	F81096-2	1	

6.2 Limit Switches

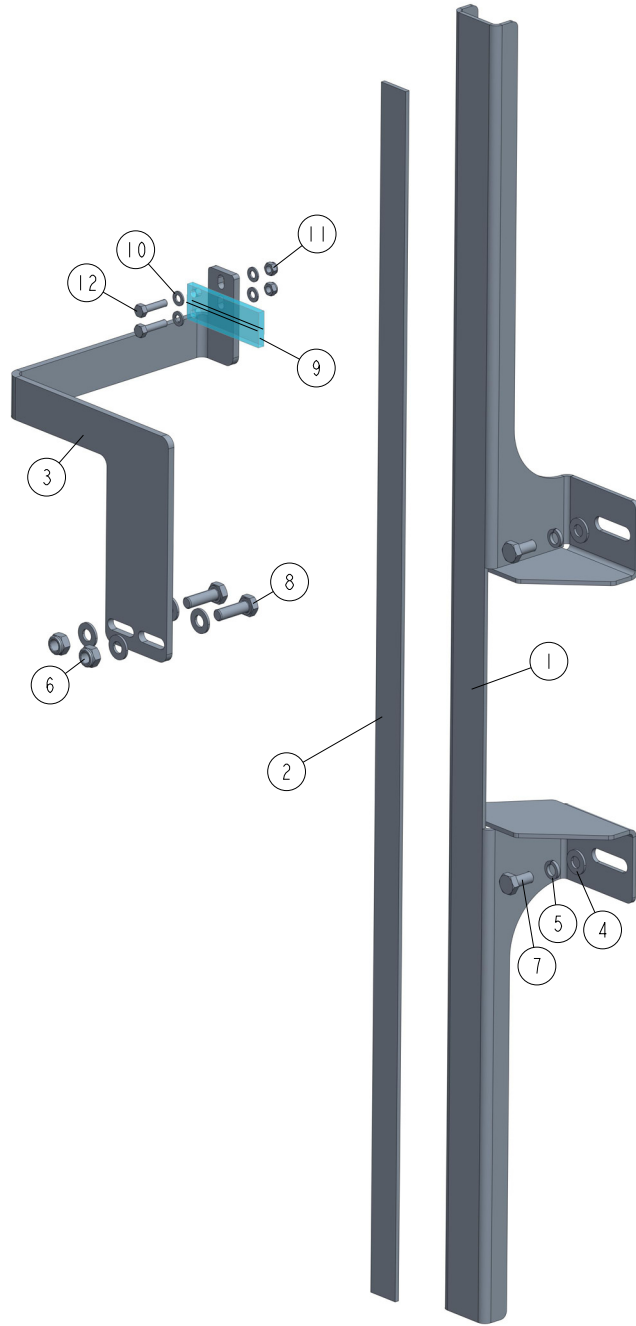


20_133B

REF.	DESCRIPTION (◆ Indicates Parts Available In Assemblies Only)	PART #	QTY
1	SWITCH, GLCB01C LIMIT	100910	2
2	SCREW, M4x35-8.8 HEX SOCKET HEAD CAP ZINC	F81011-34	6
3	BRACKET, LIMIT SWITCH	091682-1	2
4	BOLT, M6X20-8.8 HEX HEAD FULL THREAD ZINC	F81001-2	6
5	WASHER, 6.4 FLAT ZINC	F81053-1	8
6	NUT, M6-8-B HEX NYLON LOCK ZINC	F81031-2	2
7	SWITCH, GLCB01A1B LIMIT	100931	1
8	BRACKET, LIMIT SWITCH	091852-1	1
9	WASHER, 4.3 FLAT ZINC	F81051-2	6
10	NUT, M4-B HEX NYLON LOCK ZINC	F81029-1	2
11	WASHER, Z6.1 SPLIT LOCK ZINC	F81053-3	2
12	GROMMET, RUBBER INSIDE DIA. 6mm	085338	1
13	GLAND, SKINTOP ST PG 13.5 GREY CABLE	086524	2

6.3 Blade Height Scale Assembly (No. 586998)

586998_001
586998

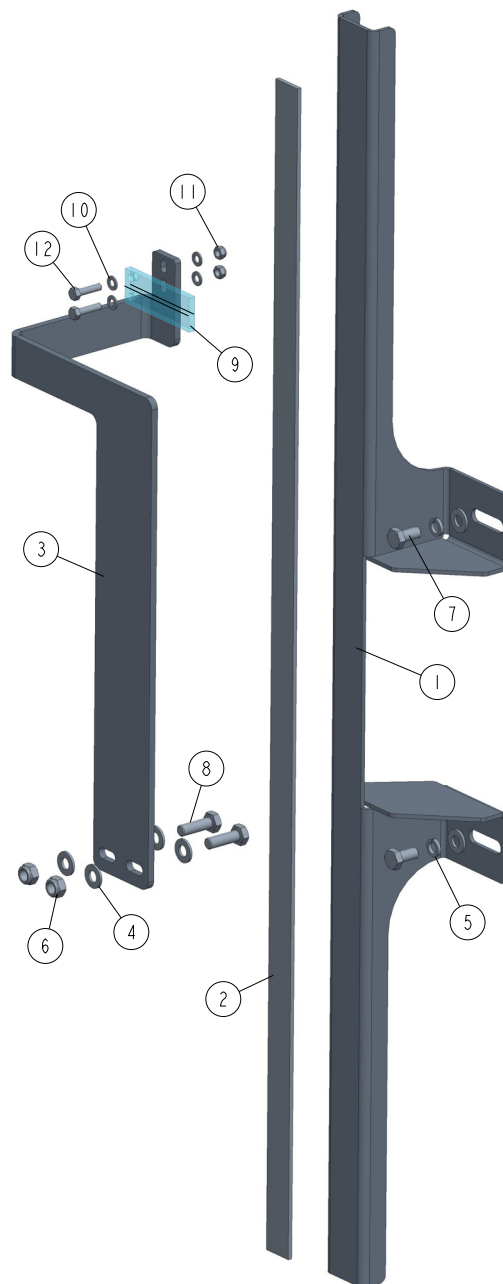


REF.	DESCRIPTION (◆ indicates parts available in assemblies only)	PART #	QTY
-	SCALE ASSEMBLY, BLADE HEIGHT	586998	1
1	BRACKET, LT20 BLADE HEIGHT SCALE	586954-1	1
2	SCALE, LT20 MAGNETIC	586997	1
3	PLATE, LT20 SCALE INDICATOR GUIDE	586953-1	1
4	WASHER, 8.4 FLAT ZINC	F81054-1	6
5	WASHER, 8.2 SPLIT LOCK ZINC	F81054-4	2
6	NUT, M8-8-B HEX NYLON ZINC LOCK	F81032-2	2
7	BOLT, M8X16-8.8-B HEX HEAD FULL THREAD ZINC	F81002-20	2

REF.	DESCRIPTION (◆ indicates parts available in assemblies only)	PART #	QTY	
8	BOLT, M8X25-8.8-B HEX HEAD FULL THREAD ZINC	F81002-5	2	
9	INDICATOR, BLADE HEIGHT SCALE	094821	1	
10	WASHER, 5.3 FLAT ZINC	F81052-1	4	
11	NUT, M5-8 DIN985 ZINC-PLATED	F81030-2	2	
12	BOLT, M5X20 8.8 ZINC-PLATED	F81000-35	2	

6.4 Blade Height Scale Assembly (DC, No. 587006)

587006_001
587006



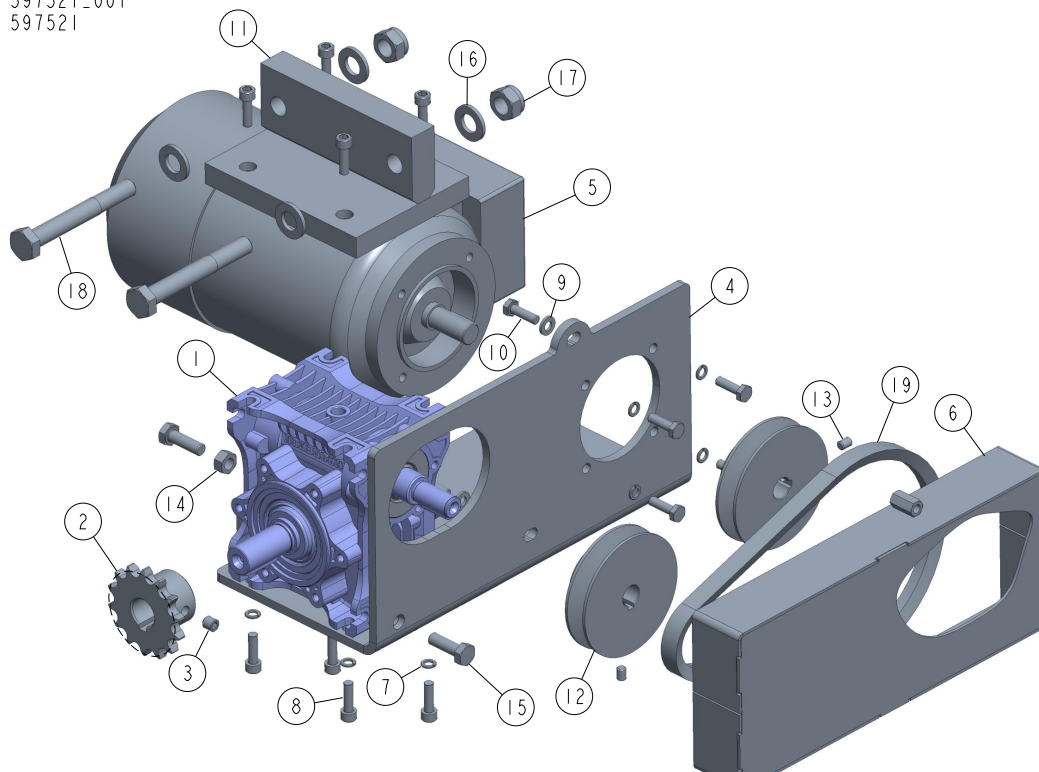
REF.	DESCRIPTION (* indicates parts available in assemblies only)	PART #	QTY
-	SCALE ASSEMBLY, DC BLADE HEIGHT	587006	1
1	BRACKET, BLADE HEIGHT SCALE	586954-1	1
2	SCALE, LT20 MAGNETIC	586997	1
3	PLATE, SCALE INDICATOR MOUNT	586975-1	1
4	WASHER, 8.4 FLAT ZINC	F81054-1	6
5	WASHER, 8.2 SPLIT LOCK ZINC	F81054-4	2
6	NUT, M8-8-B HEX NYLON ZINC LOCK	F81032-2	2
7	BOLT, M8X16-8.8-B HEX HEAD FULL THREAD ZINC	F81002-20	2
8	BOLT, M8X25-8.8-B HEX HEAD FULL THREAD ZINC	F81002-5	2
9	INDICATOR, BLADE HEIGHT SCALE	094821	1

REF.	DESCRIPTION (* indicates parts available in assemblies only)	PART #	QTY	
10	WASHER, 5.3 FLAT ZINC	F81052-1	4	
11	NUT, M5-8 DIN985 ZINC	F81030-2	2	
12	BOLT, M5X20 8.8 HEX HEAD FULL THREAD ZINC	F81000-35	2	

SECTION 7 POWER FEED & TRACK ROLLERS

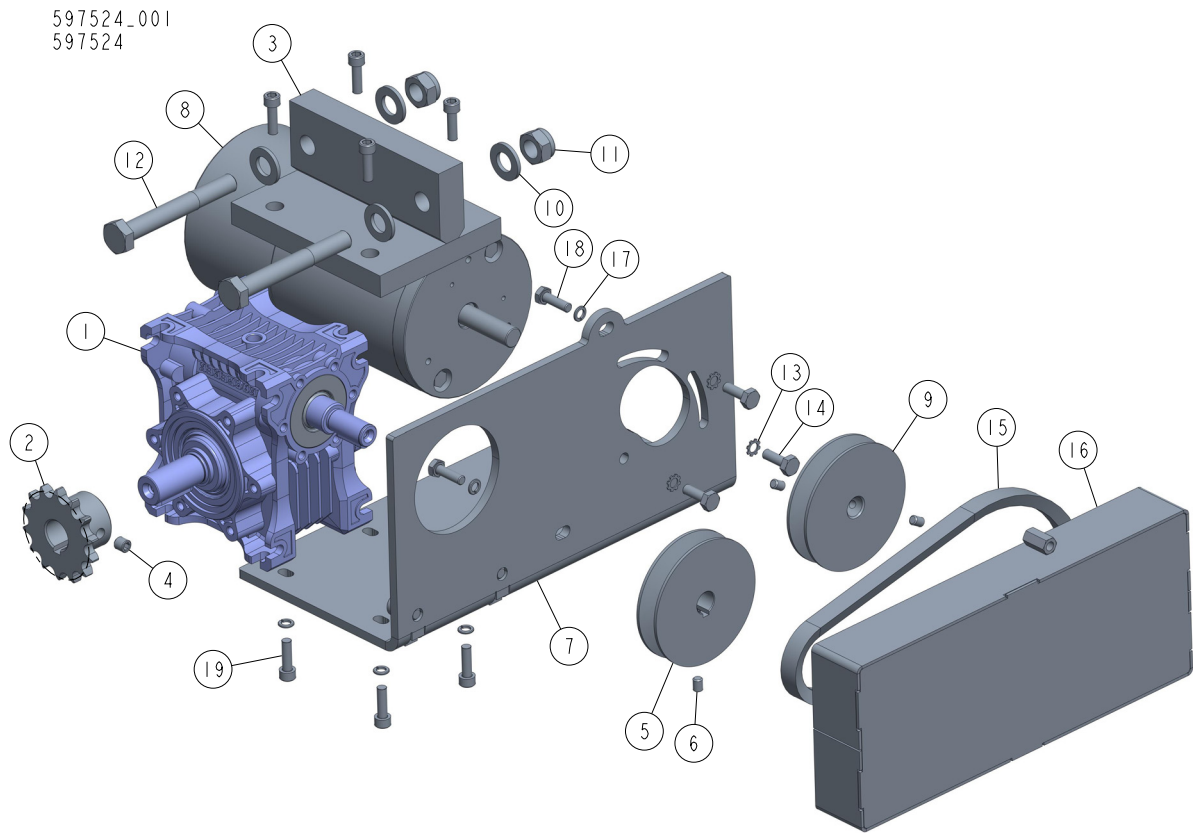
7.1 Power Feed Assembly, AC Mills

597521_001
597521



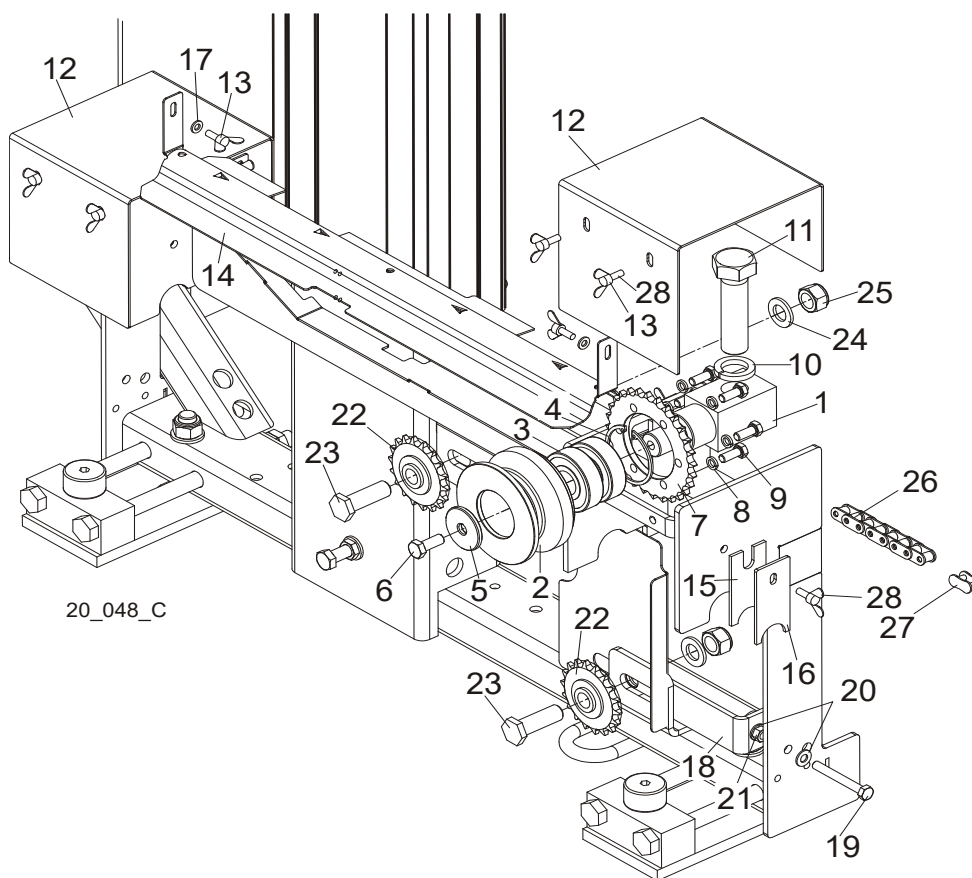
REF	DESCRIPTION (◆ indicates parts available in assemblies only)	PART #	QTY
-	POWER FEED DRIVE, LT20 AC	597521	1
1	MRA-04/7,5-WBS-WJ/1-N/S-B8	597515	1
2	SPROCKET, 08B Z14 ZINC-PLATED	090702-1	1
3	SCREW, M8 X 8-33H HEX SOCKET SET FLAT PO	F81014-1	1
4	PLATE, POWER FEED REDUCER MOUNTING LT20 AC PTD.	597520-1	1
5	MOTOR, KH71X-2C2, RAL 9005	097313	1
6	GUARD, POWER FEED DRIVE BELT	091195-1	1
7	WASHER, Z6.1 SPLIT LOCK ZINC	F81053-3	8
8	SCREW, M6X20 8.8 HEX SOCKET HEAD CAP ZINC	F81001-22	8
9	WASHER, 6.4 FLAT	F81053-1	2
10	BOLT, M6X20-8.8 HEX HEAD FULL THREAD ZINC	F81001-2	6
11	BRACKET, POWER FEED REDUCER LT20	597518-1	1
12	PULLEY, LT20 POWER FEED GEAR BOX	090699-1	2
13	SCREW, M6 X 8 BLACK OXIDE SOCKET HEAD SET	F81013-1	2
14	NUT, M8-8-B HEX ZINC	F81032-1	2
15	BOLT, M8 X 25-8.8-B HEX HEAD FULL THREAD	F81002-5	2
16	WASHER, 13 FLAT ZINC	F81056-1	4
17	NUT, M12-8 HEX NYLON ZINC LOCK	F81034-2	2
18	BOLT, M12X90 8.8 HEX HEAD ZINC	F81004-2	2
19	V-BELT, HA-560 (STOMIL-SANOK)	088562	1

7.2 Power Feed Assembly, DC Mills



REF	DESCRIPTION (u indicates parts available in assemblies only)	PART #	QTY
-	POWER FEED ASSEMBLY, LT20 DC	597524	1
1	GEAR BOX, MRA-04/7,5-WBS-WJ/1-N/S-B8	597515	1
2	SPROCKET, 08B Z14 ZINC-PLATED	090702-1	1
3	BRACKET, POWER FEED GEAR BOX	597518-1	1
4	SCREW, M8 X 8-33H	F81014-1	1
5	PULLEY, LT20 POWER FEED GEAR BOX	090699-1	1
6	SCREW, M6 X 8 BLACK OXIDE SOCKET HEAD SE	F81013-1	3
7	BRACKET, POWER FEED GEAR BOX	597523-1	1
8	MOTOR, 12V 0.5HP	006747	1
9	SHEAVE, UP/DOWN MOTOR 'A' 82/12.7	093158-1	1
10	WASHER, 13 FLAT ZINC	F81056-1	4
11	NUT, M12 8 HEX NYLON ZINC LOCK	F81034-2	2
12	BOLT, M12X90 8.8 HEX HEAD ZINC	F81004-2	2
13	WASHER, 6.4 STAR LOCK ZINC	F81053-2	3
14	BOLT, 1/4-20X3/4 FT HHC	F05005-1	3
15	V-BELT, HA-560 (STOMIL-SANOK)	088562	1
16	GUARD, POWER FEED DRIVE BELT	091195-1	1
17	WASHER, Z 6.1 SPLIT LOCK ZINC	F81053-3	6
18	BOLT, M6X20-8.8 HEX HEAD FULL THREAD ZIN	F81001-2	2
19	SCREW, M6X20 8.8 HEX SOCKET HEAD CAP ZIN	F81001-22	8

7.3 Upper Track Rollers And Wipers



REF.	DESCRIPTION (◆ Indicates Parts Available In Assemblies Only)	PART #	QTY
	ROLLER ASSEMBLY, LT20 UPPER TRACK	090662-1	2
	ROLLER ASSEMBLY, LT20B UPPER TRACK	513500-1 ¹	2
1	Block, Upper Track Roller Mount	090665	1
2	Roller, Upper Track	090663	1
3	Bearing, 6305 2RS NSK	P08066	2
4	Ring, 2 7/16" Bevelled Snap	F04254-21	1
5	Washer, Drive Wheel	086286	1
6	Bolt, M10x25-8.8 Hex Head Full Thread Zinc	F81003-11	1
7	Sprocket, O8B Z28	090664 ²	2
8	Washer, 8.2 Split Lock Zinc	F81054-4 ²	6
9	Bolt, M8x20-5.8 Hex Head Full Thread Zinc	F81002-1 ²	6
10	WASHER, Z 24.5 SPLIT LOCK ZINC	F81061-4	2
11	BOLT, M24X2X90-8.8 HEX HEAD FULL THREAD ZINC	F81009-2	2
12	GUARD, UPPER TRACK ROLLER	090749-1	2
13	SCREW, M6 X 16 BN276 DIN 316 THUMB	F81001-16 ¹	4
14	COVER, LT20 MIDDLE TRACK W/FELT - SERVICE	522292-S	1
	Cover, LT20 Middle Track	522292-1	1
	Strip, 3/16 X 2 X 23 Felt	S09915	1

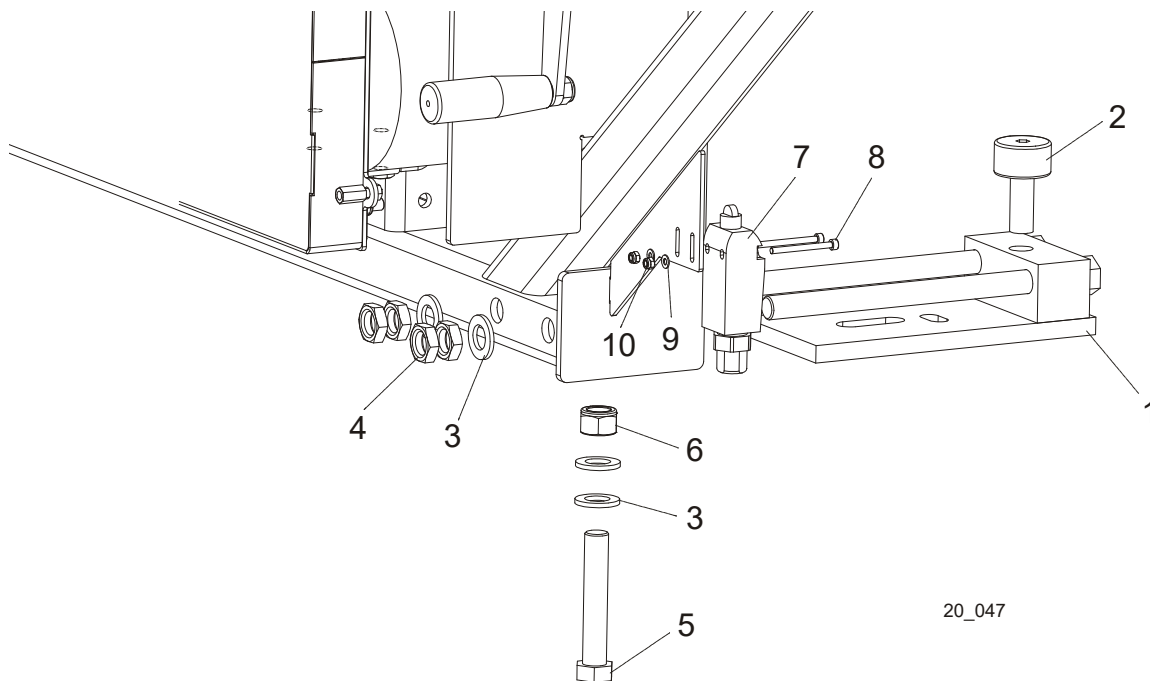
15	WIPER, TOP RAIL	M04113	2	
16	PLATE, TRACK WIPER	088559-1	2	
17	WASHER, 6.4 ZINC FLAT	F81053-1	2	
18	TENSIONER, POWER FEED SPROCKET	092862-1 ³	1	
19	BOLT, M8 X 65-5.8 HEX HEAD ZINC	F81002-3 ³	1	
20	WASHER, 8.4 FLAT ZINC	F81054-1 ³	2	
21	NUT, M8-8-B HEX ZINC	F81032-1 ³	1	
22	SPROCKET, IDLER Z=18 KSR16.L0.08.10.18.0	088700 ³	2	
23	BOLT, SPROCKET MOUNT	091744-1 ³	2	
24	WASHER, 17 FLAT ZINC	F81058-1 ³	2	
25	NUT, M16-8 HEX NYLON ZINC LOCK	F81036-2 ³	2	
26	CHAIN, LT20 08B-185 TYPE POWER FEED	091624 ³	1	
27	LINK, 08B-1PZ MASTER	091625 ³	1	
28	SCREW, M6 X 20 BN276 DIN 316 THUMB	F81001-58	10	
	SCREW, M6 X 20 BN276 DIN 316 THUMB	F81001-58	4 ¹	

¹ Belongs to LT20B-ECP

² Does not belong to 513500-1

³ Does not belong to LT20B-ECP

7.4 Lower Track Rollers

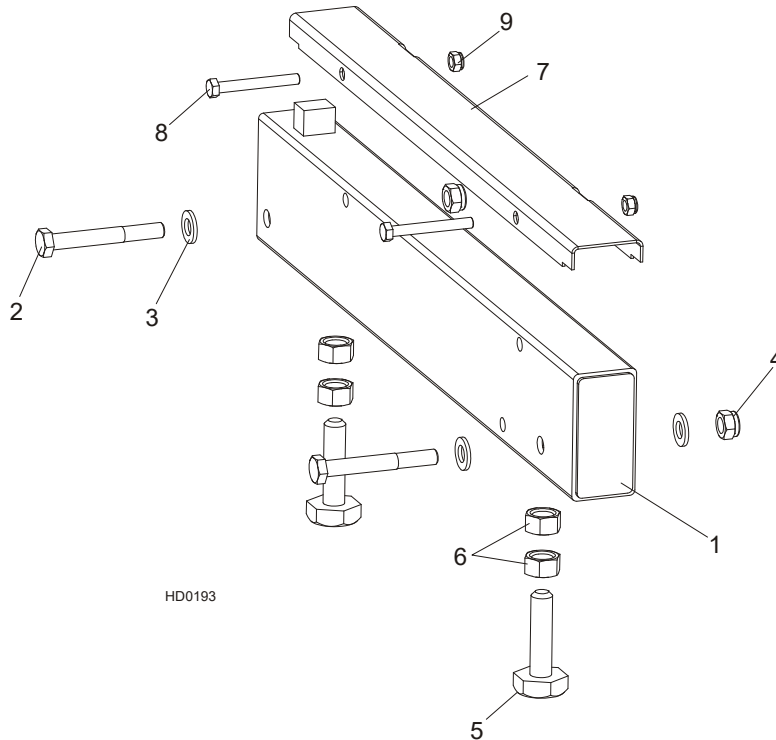


20_047

REF.	DESCRIPTION (◆ Indicates Parts Available In Assemblies Only)	PART #	QTY
	ROLLER ASSEMBLY, LT20 LOWER TRACK	090670	2
1	Bracket, LT20 Lower Track Roller	090671-1	1
2	Bearing, Cam Follower (McGill)	012797	1
3	WASHER, 17 ZINC FLAT	F81058-1	4
4	NUT, M16 HEX THIN ZINC	F81036-4	4
5	BOLT, M16 X 90-8.8 HEX HEAD ZINC	F81006-17	1
6	NUT, M16-8 HEX NYLON ZINC LOCK	F81036-2	1
7	SWITCH, GLCB01A1B LIMIT	100931	1
8	SCREW, M4 X 45-8.8 HEX SOCKET HEAD CAP ZINC	F81011-33	2
9	NUT, M4-B HEX NYLON ZINC LOCK	F81029-1	2
10	WASHER, 4.3 ZINC FLAT	F81051-2	2

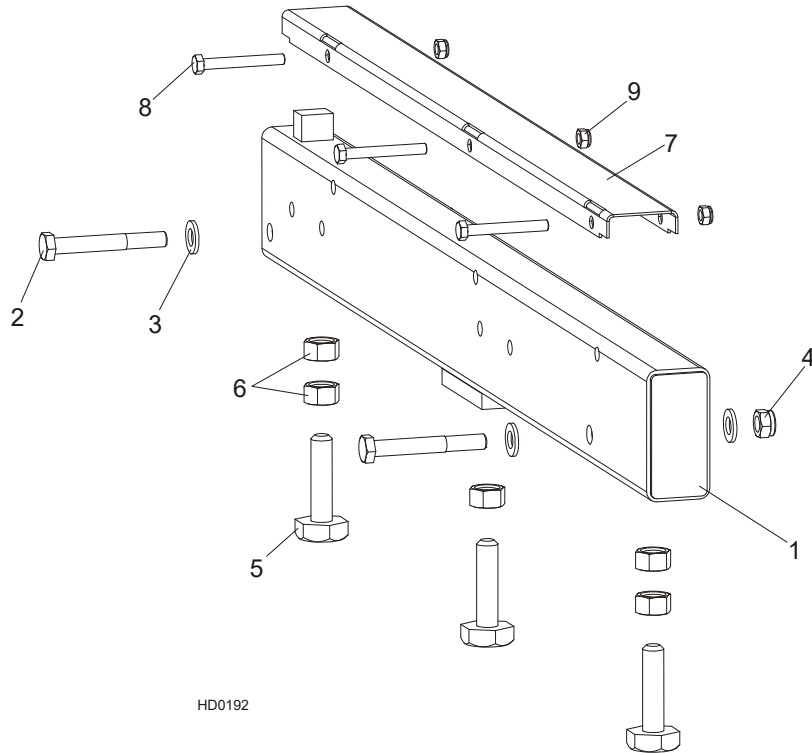
SECTION 8 BED FRAME ASSEMBLY

8.1 Bed Rail Assembly, Front (LT20/40/70M Super)



REF	DESCRIPTION (◆ indicates parts available in assemblies only)	PART #	QTY
1	BED RAIL ASSEMBLY, FRONT - LT70M SUPER	095646	1
2	BOLT, M12X90-8.8 HEX HEAD ZINC	F81004-2	2
3	WASHER, 13 FLAT ZINC	F81056-1	4
4	NUT, M12 8 HEX NYLON ZINC LOCK	F81034-2	2
5	BOLT, BAD RAIL ADJUSTMENT	505006	2
6	Nut, M16-5-B Hex Head Zinc	F81036-5	4
7	COVER, 22.75 SS LT50 PIVOT	S13012	1
8	BOLT, M8X65 5.8 HEX HEAD ZINC	F81002-3	2
9	NUT, M8-8-B HEX NYLON ZINC LOCK	F81032-2	2

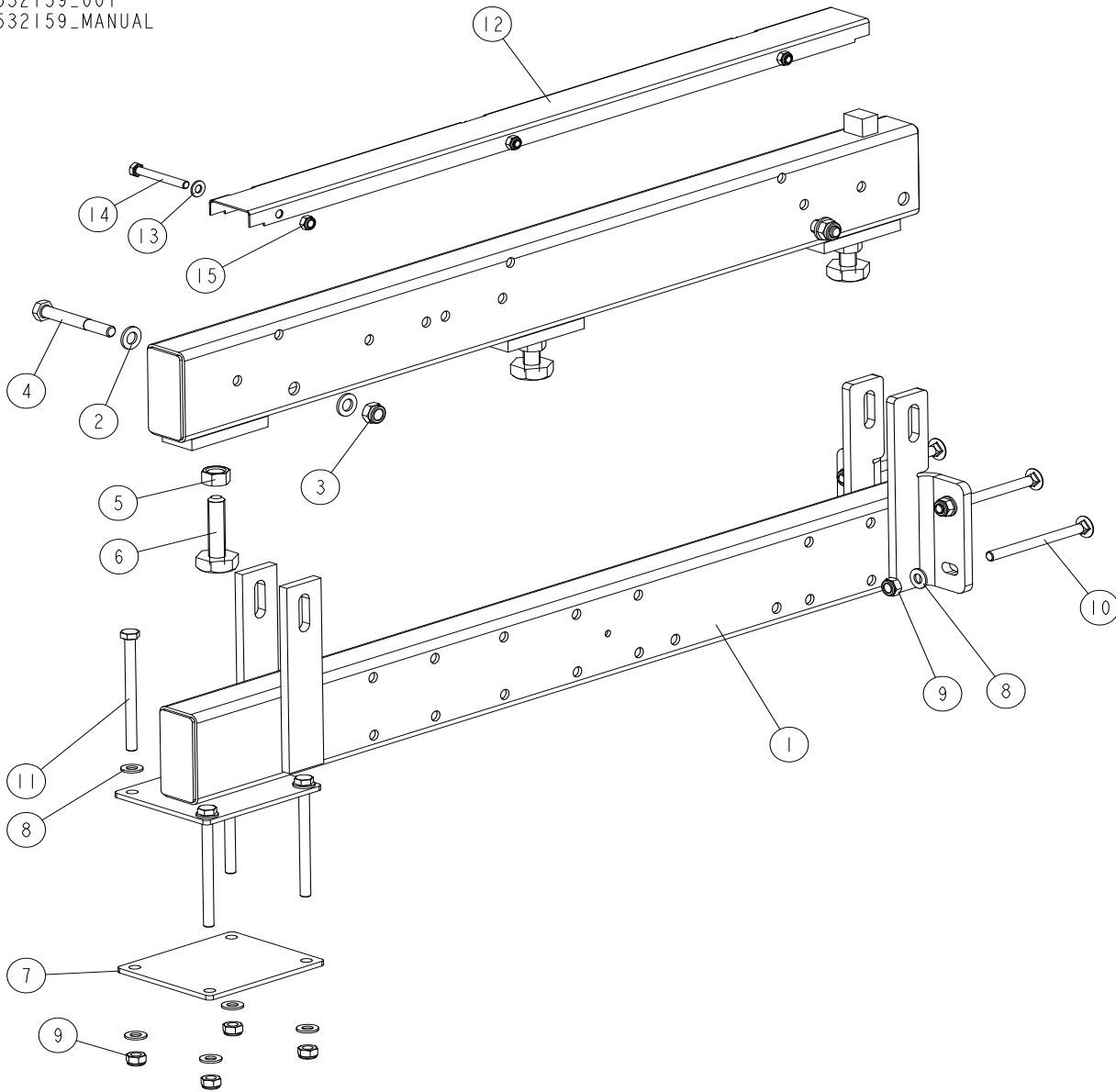
8.2 Bed Rail Assembly, Middle (LT20/40/70M Super)



REF	DESCRIPTION (◆ indicates parts available in assemblies only)	PART #	QTY
1	BED RAIL ASSEMBLY, MIDDLE (POWER ROLLER) - LT70M SUPER	095650	1
2	BOLT, M12X90-8.8 HEX HEAD ZINC	F81004-2	2
3	WASHER, 13 FLAT ZINC	F81056-1	4
4	NUT, M12 8 HEX NYLON ZINC LOCK	F81034-2	2
5	BOLT, BAD RAIL ADJUSTMENT	505006	3
6	Nut, M16-5-B Hex Head Zinc	F81036-5	5
7	COVER, STAINLESS STEEL BED RAIL	S09944	1
8	BOLT, M8X65 5.8 HEX HEAD ZINC	F81002-3	3
9	NUT, M8-8-B HEX NYLON ZINC LOCK	F81032-2	3

8.3 Flat Bed Rail (LT70S Super)

532159_001
 532159_MANUAL



REF	DESCRIPTION (◆ indicates parts available in assemblies only)	PART #	QTY
-	RAIL, "S" COMPLETE ADDITIONAL FLAT	532159	1
1	TUBE, ADDITIONAL BED RAIL SUPPORT ("S" FRAME)	531249-1	1
-	BED RAIL ASSEMBLY	096993	1
2	WASHER, 13 FLAT ZINC	F81056-1	4
3	NUT, M12 8 HEX NYLON ZINC LOCK	F81034-2	2
4	BOLT, M12X90-8.8 HEX HEAD ZINC	F81004-2	2
-	M16 BOLT W/NUT	516629	3
5	NUT, M16-5-B HEX	F81036-5	1
6	BOLT, BAD RAIL ADJUSTMENT	505006	1
7	PLATE, MOUNT	087055-1	1
8	WASHER, 10.5 FLAT ZINC	F81055-1	12
9	NUT, M10-8-B HEX NYLON ZINC LOCK	F81033-1	8



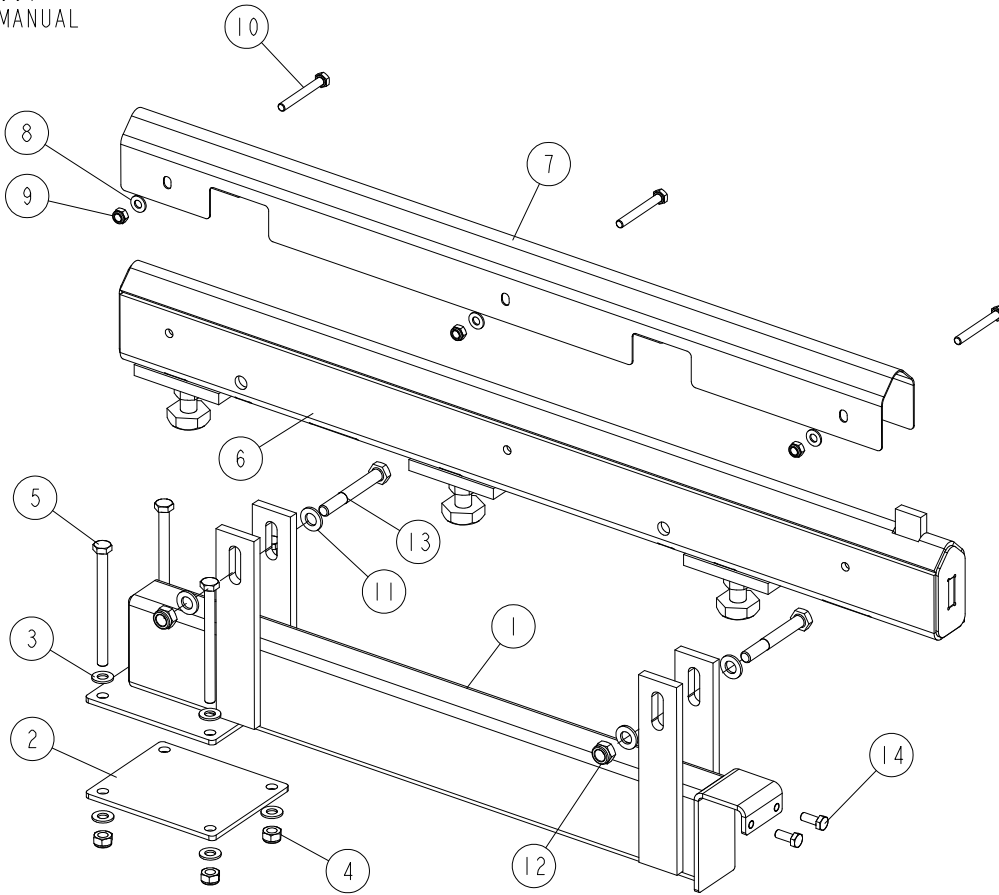
BED FRAME ASSEMBLY

Flat Bed Rail (LT70S Super)

REF	DESCRIPTION (◆ indicates parts available in assemblies only)	PART #	QTY	
10	BOLT, M10X125 8.8 CARRIAGE ZINC	F81003-34	4	
11	BOLT, M10X125 8.8 HEX HEAD ZINC	F81003-18	4	
12	COVER, BED RAIL	099124	1	
13	WASHER, 8.4 FLAT ZINC	F81054-1	3	
14	BOLT, M8 X 65 8.8 FE/ZN5, PN-85/M-82105	F81002-9	3	
15	NUT, M8-8-B HEX NYLON ZINC LOCK	F81032-2	3	

8.4 Additional Angled Bed Rail (Long) - Complete

545592_001
 545592_MANUAL



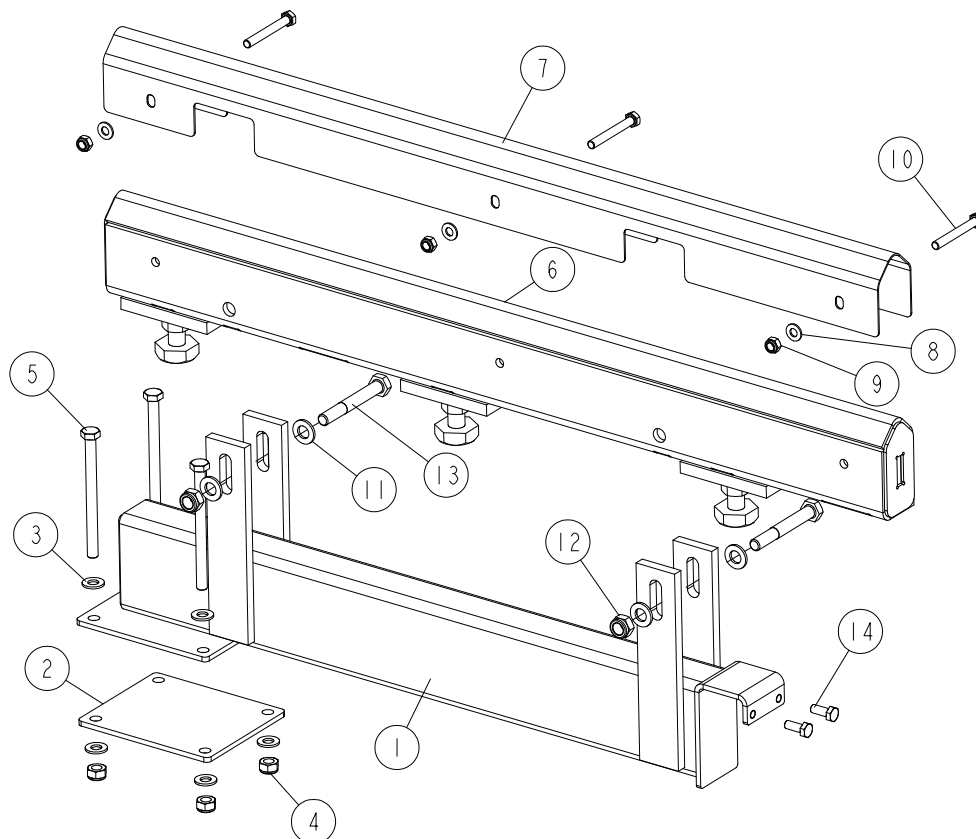
REF	DESCRIPTION (◆ indicates parts available in assemblies only)	PART #	QTY
-	ADDITIONAL ANGLED BED RAIL (LONG) - COMPLETE	545592	1
1	SUPPORT, ADDITIONAL BED RAIL	545591-1	1
2	PLATE, MOUNT	087055-1	1
3	WASHER, 10.5 FLAT ZINC	F81055-1	8
4	NUT, M10-8-B HEX NYLON ZINC LOCK	F81033-1	4
5	BOLT, M10X125 8.8 HEX HEAD ZINC	F81003-18	4
6	TUBE, ADDITIONAL BED RAIL	545589-1	1
7	COVER, ADDITIONAL BED RAIL	545594	1
8	WASHER, 8.4 FLAT ZINC F81054-1 16	F81054-1	3
9	NUT, M8-8-B HEX NYLON ZINC LOCK	F81032-2	3
10	BOLT, M8 X 65 8.8 FE/ZN5, PN-85/M-82105	F81002-9	3
11	WASHER, 13 FLAT ZINC	F81056-1	4
12	NUT, M12 8 HEX NYLON ZINC LOCK	F81034-2	2
13	BOLT, M12X90-8.8 HEX HEAD ZINC	F81004-2	2
14	BOLT, M8X20 8.8 HEX HEAD FULL THREAD ZIN	F81002-4	2

8 BED FRAME ASSEMBLY

Additional Flat Bed Rail (Long) - Complete

8.5 Additional Flat Bed Rail (Long) - Complete

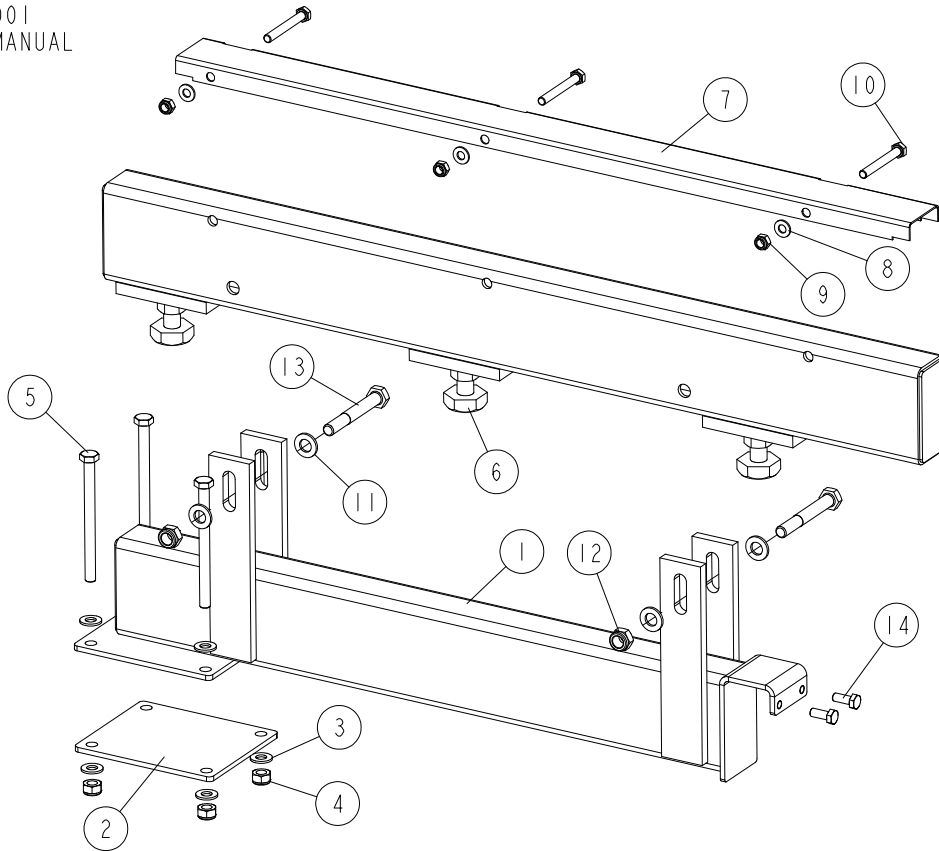
545632_001
545632_MANUAL



REF	DESCRIPTION (◆ indicates parts available in assemblies only)	PART #	QTY
-	ADDITIONAL FLAT BED RAIL (LONG) - COMPLETE	545597	1
1	SUPPORT, ADDITIONAL BED RAIL	545591-1	1
2	PLATE, MOUNT	087055-1	1
3	WASHER, 10.5 FLAT ZINC	F81055-1	8
4	NUT, M10-8-B HEX NYLON ZINC LOCK	F81033-1	4
5	BOLT, M10X125 8.8 HEX HEAD ZINC	F81003-18	4
6	TUBE, ADDITIONAL BED RAIL	545595-1	1
7	COVER, BED RAIL	099124	1
8	WASHER, 8.4 FLAT ZINC F81054-1 16	F81054-1	3
9	NUT, M8-8-B HEX NYLON ZINC LOCK	F81032-2	3
10	BOLT, M8 X 65 8.8 FE/ZN5, PN-85/M-82105	F81002-9	3
11	WASHER, 13 FLAT ZINC	F81056-1	4
12	NUT, M12 8 HEX NYLON ZINC LOCK	F81034-2	2
13	BOLT, M12X90-8.8 HEX HEAD ZINC	F81004-2	2
14	BOLT, M8X20 8.8 HEX HEAD FULL THREAD ZIN	F81002-4	2

8.6 Additional Flat Bed Rail (Short) - Complete

545645_001
545645_MANUAL



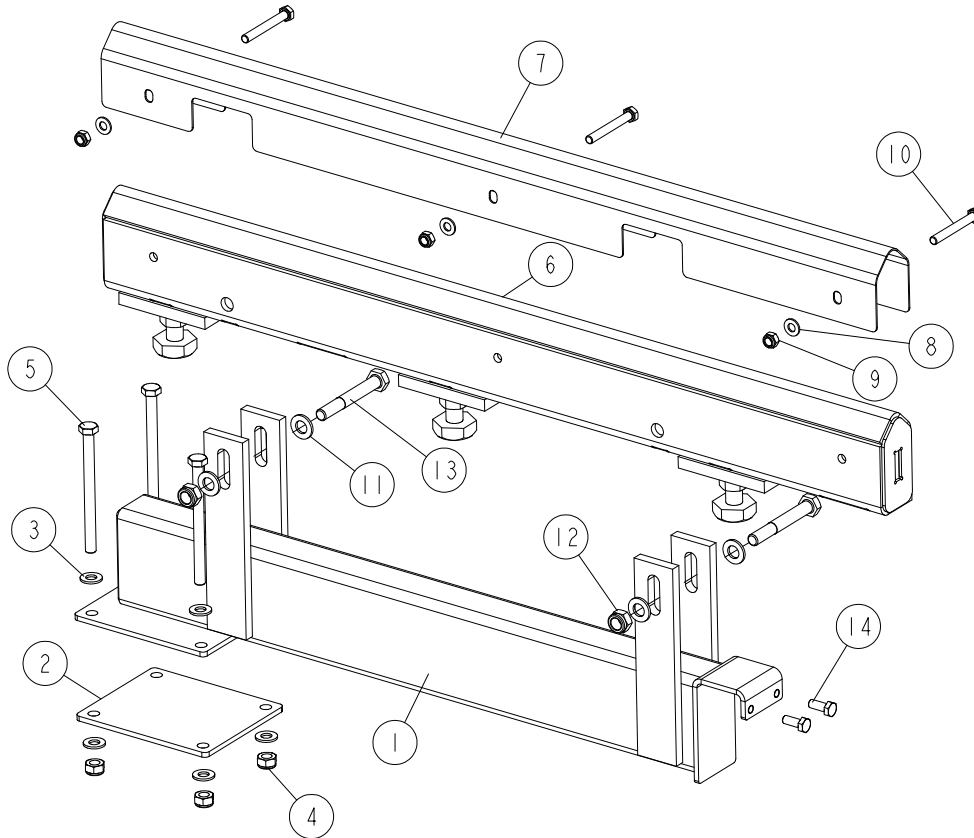
REF	DESCRIPTION (◆ indicates parts available in assemblies only)	PART #	QTY
-	ADDITIONAL FLAT BED RAIL (SHORT) - COMPLETE	545645	1
1	SUPPORT, ADDITIONAL BED RAIL	545591-1	1
2	PLATE, MOUNT	087055-1	1
3	WASHER, 10.5 FLAT ZINC	F81055-1	8
4	NUT, M10-8-B HEX NYLON ZINC LOCK	F81033-1	4
5	BOLT, M10X125 8.8 HEX HEAD ZINC	F81003-18	4
6	TUBE, ADDITIONAL BED RAIL	545643-1	1
7	COVER, BED RAIL	099124	1
8	WASHER, 8.4 FLAT ZINC F81054-1 16	F81054-1	3
9	NUT, M8-8-B HEX NYLON ZINC LOCK	F81032-2	3
10	BOLT, M8 X 65 8.8 FE/ZN5, PN-85/M-82105	F81002-9	3
11	WASHER, 13 FLAT ZINC	F81056-1	4
12	NUT, M12 8 HEX NYLON ZINC LOCK	F81034-2	2
13	BOLT, M12X90-8.8 HEX HEAD ZINC	F81004-2	2
14	BOLT, M8X20 8.8 HEX HEAD FULL THREAD ZIN	F81002-4	2

8 BED FRAME ASSEMBLY

Additional Angled Bed Rail (Short) - Complete

8.7 Additional Angled Bed Rail (Short) - Complete

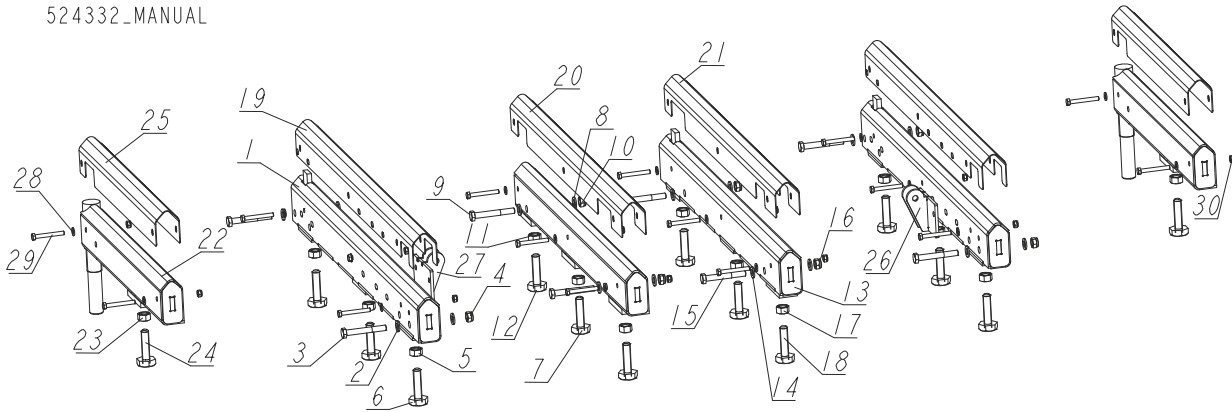
545632_001
545632_MANUAL



REF	DESCRIPTION (◆ indicates parts available in assemblies only)	PART #	QTY
-	ADDITIONAL ANGLED BED RAIL (SHORT) - COMPLETE	545632	1
1	SUPPORT, ADDITIONAL BED RAIL	545591-1	1
2	PLATE, MOUNT	087055-1	1
3	WASHER, 10.5 FLAT ZINC	F81055-1	8
4	NUT, M10-8-B HEX NYLON ZINC LOCK	F81033-1	4
5	BOLT, M10X125 8.8 HEX HEAD ZINC	F81003-18	4
6	TUBE, ADDITIONAL BED RAIL	545630-1	1
7	COVER, ADDITIONAL BED RAIL	545594	1
8	WASHER, 8.4 FLAT ZINC F81054-1 16	F81054-1	3
9	NUT, M8-8-B HEX NYLON ZINC LOCK	F81032-2	3
10	BOLT, M8 X 65 8.8 FE/ZN5, PN-85/M-82105	F81002-9	3
11	WASHER, 13 FLAT ZINC	F81056-1	4
12	NUT, M12 8 HEX NYLON ZINC LOCK	F81034-2	2
13	BOLT, M12X90-8.8 HEX HEAD ZINC	F81004-2	2
14	BOLT, M8X20 8.8 HEX HEAD FULL THREAD ZIN	F81002-4	2

8.8 Angled Bed Rails for "M" Frame

524332_001
 524332_MANUAL



REF	DESCRIPTION (◆ indicates parts available in assemblies only)	PART #	QTY
-	ANGLED BED RAIL ASSEMBLY, M-FRAME, SERVI	524332	1
1	RAIL, BED ADJUSTABLE (1 & 4)	520978-1	2
2	WASHER, 13 FLAT ZINC	F81056-1	4
3	BOLT, M12X90-8.8 HEX HEAD ZINC	F81004-2	2
4	NUT, M12 8 HEX NYLON ZINC LOCK	F81034-2	2
-	M16 BOLT W/NUT	516629	3
5	NUT, M16-5-B HEX	F81036-5	1
6	BOLT, BAD RAIL ADJUSTMENT	505006	1
7	RAIL, BED ADJUSTABLE L=849	520970-1	1
8	WASHER, 13 FLAT ZINC	F81056-1	4
9	BOLT, M12X90-8.8 HEX HEAD ZINC	F81004-2	2
10	NUT, M12 8 HEX NYLON ZINC LOCK	F81034-2	2
-	M16 BOLT W/NUT	516629	3
11	NUT, M16-5-B HEX	F81036-5	1
12	BOLT, BAD RAIL ADJUSTMENT	505006	1
13	RAIL, BED ADJUSTABLE (3)	520974-1	1
14	WASHER, 13 FLAT ZINC	F81056-1	4
15	BOLT, M12X90-8.8 HEX HEAD ZINC	F81004-2	2
16	NUT, M12 8 HEX NYLON ZINC LOCK	F81034-2	2
-	M16 BOLT W/NUT	516629	3
17	NUT, M16-5-B HEX	F81036-5	1
18	BOLT, BAD RAIL ADJUSTMENT	505006	1
19	COVER, BED RAIL	520903	2
20	COVER, MIDDLE BED RAIL - LEFT	521598	1
21	COVER, MIDDLE BED RAIL - RIGHT	521597	1
22	RAIL, BED PIVOT	521595-1	2
-	M16 BOLT & 2 NUTS	093710	1
23	NUT, M16-5-B HEX	F81036-5	2
24	BOLT, BAD RAIL ADJUSTMENT	505006	1



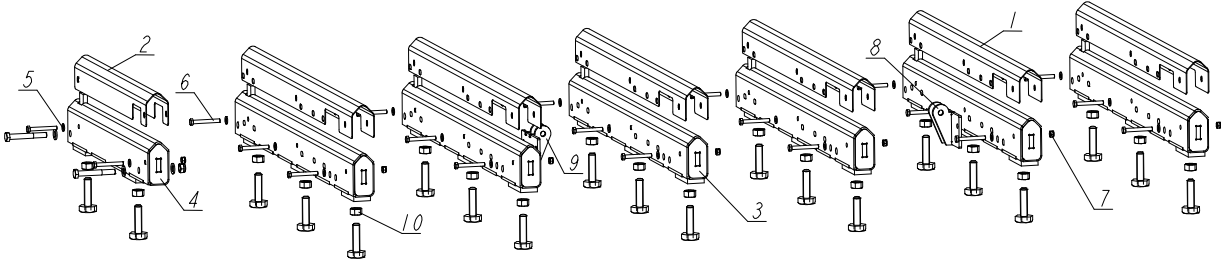
BED FRAME ASSEMBLY

Angled Bed Rails for "M" Frame

REF	DESCRIPTION (◆ indicates parts available in assemblies only)	PART #	QTY	
25	COVER, M & S FRAME BED RAIL	520355	2	
26	BRACKET, ROLLER MOUNT - LEFT (ANGLED BED RAIL)	524350-1	1	
27	BRACKET, ROLLER MOUNT - RIGHT (ANGLED BED RAIL)	524348-1	1	
28	WASHER, 8.4 FLAT ZINC	F81054-1	16	
29	BOLT, M8X65 5.8 HEX HEAD ZINC	F81002-3	16	
30	NUT, M8-8-B HEX NYLON ZINC LOCK	F81032-2	16	

8.9 Angled Bed Rails for "M-Super" Frame

524334_001
 524334_MANUAL



REF	DESCRIPTION (◆ indicates parts available in assemblies only)	PART #	QTY
-	RAIL SET, ANGLED (M-SUPER FRAME)	524334	1
1	COVER, FRAME TYPE M-SUPER AND L BED RAIL	522979	6
2	COVER, M & S FRAME BED RAIL	520355	1
3	RAIL, BED - SERVICE	521930-1	6
4	BED RAIL ASSEMBLY, SHORT	520351-1	1
5	WASHER, 8.4 FLAT ZINC	F81054-1	20
6	BOLT, M8X65 5.8 HEX HEAD ZINC	F81002-3	20
7	NUT, M8-8-B HEX NYLON ZINC LOCK	F81032-2	20
8	BRACKET, ROLLER MOUNT - LEFT (ANGLED BED RAIL)	524350-1	1
9	BRACKET, ROLLER MOUNT - RIGHT (ANGLED BED RAIL)	524348-1	1
10	M16 BOLT W/NUT	516629	18
11	NUT, M16-5-B HEX	F81036-5	1

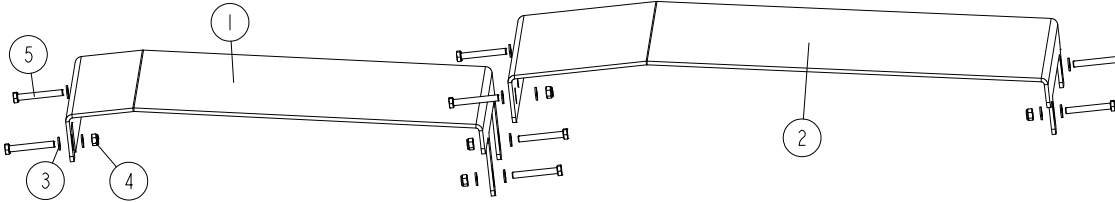


BED FRAME ASSEMBLY

Plate Set, M Type Frame Bed Rail 1-2 & 2-3 (Option)

8.10 Plate Set, M Type Frame Bed Rail 1-2 & 2-3 (Option)

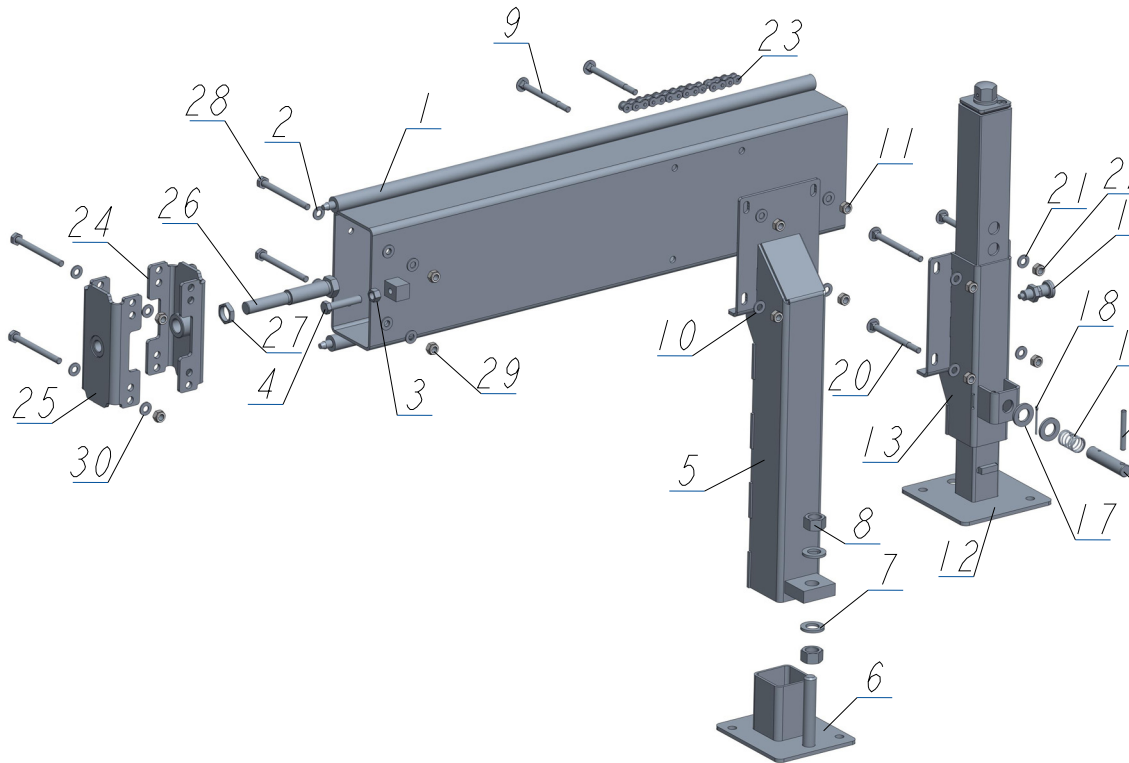
525065_001
525065_MANUAL



REF	DESCRIPTION (◆ indicates parts available in assemblies only)	PART #	QTY
-	PLATE SET, M TYPE FRAME BED RAIL 1-2 & 2-3	525065	1
1	TABLE PLATE, BED RAIL 1-2	525064-1	1
2	TABLE PLATE, BED RAIL 2-3	523804-1	1
3	WASHER, 10.5 FLAT ZINC	F81055-1	16
4	NUT, M10-8-B HEX NYLON ZINC LOCK	F81033-1	8
5	BOLT, M10X75-8.8 HEX HEAD ZINC	F81003-15	8

8.11 Bed Extension LT40 (0.9m) - Complete

540139_70_001_B
 540139_70_MANUAL



REF	DESCRIPTION (u indicates parts available in assemblies only)	PART #	QTY
-	EXTENSION, LT70 (0.9M) TRACK RAIL - COMP	540139-70	1
1	TUBE, W/RODS 0.9M- WLDMT/PTD	540138-1	1
2	WASHER, 10.5 ZC DIN 126 ISO 7091	F81055-1	4
3	NUT, M12-8-B HEX ZINC	F81034-1	1
4	BOLT M12X60-8	F81004-51	1
-	LEG, RIGHT ADJUSTABLE STATIONARY	501640	1
5	LEG, MAIN TUBE (HIGH)	507620-1	1
6	FOOT	586948-1	1
7	WASHER, 21 FLAT ZINC	F81059-2	2
8	NUT, M20-8- HEX ZINC	F81037-1	2
9	BOLT, M10X120 8.8 CARRIAGE ZINC	F81003-33	4
10	WASHER, 10.5 ZC DIN 126 ISO 7091	F81055-1	4
11	NUT, M10-8-B HEX NYLON ZINC LOCK	F81033-1	4
-	LEG, MAIN TUBE - COMPLETE	094584	1
12	FINE ADJUST OUTRIGGER LEG	093589	1
13	GUIDE, FINE ADJUST OUTRIGGER LEG	506114-1	1
14	PIN, OUTRIGGER PULL	087012-1	1
15	SPRING, ZINC	087040	1
16	PIN, DETENT	090197	1
17	WASHER, 21 FLAT ZINC	F81059-2	2
18	PIN, S-ZN, 4 X 25 COTTER	F81043-2	1



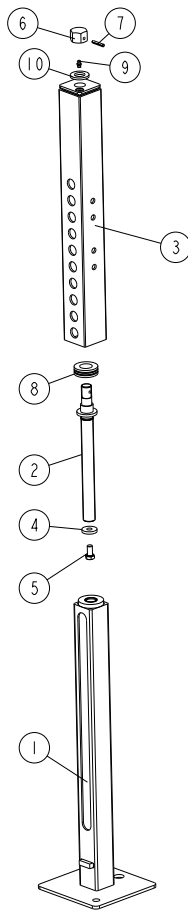
BED FRAME ASSEMBLY

Bed Extension LT40 (0.9m) - Complete

REF	DESCRIPTION (u indicates parts available in assemblies only)	PART #	QTY	
19	PIN 8X65 ROLL	F81046-1	1	
20	BOLT, M10X120 8.8 CARRIAGE ZINC	F81003-33	4	
21	WASHER, 10.5 ZC DIN 126 ISO 7091	F81055-1	4	
22	NUT, M10-8-B HEX NYLON ZINC LOCK	F81033-1	4	
23	CHAIN, 0.9M LT70	540147	1	
-	BRACE KIT BX	501340	1	
24	CONNECTOR, BX (M24)	500989-1	1	
25	CONNECTOR, BX (M20)	501339-1	1	
26	BOLT SPECIAL, ZINC	087188-1	1	
27	NUT SPECIAL M24X2 ZINC	087626-1	1	
28	BOLT, M10 X 115-8.8 FE/ZN5, PN-M/82101	F81003-19	4	
29	NUT, M10-8-B HEX NYLON ZINC LOCK	F81033-1	4	
30	WASHER, 10.5 ZC DIN 126 ISO 7091	F81055-1	8	

8.12 Fine Adjust Outrigger Leg

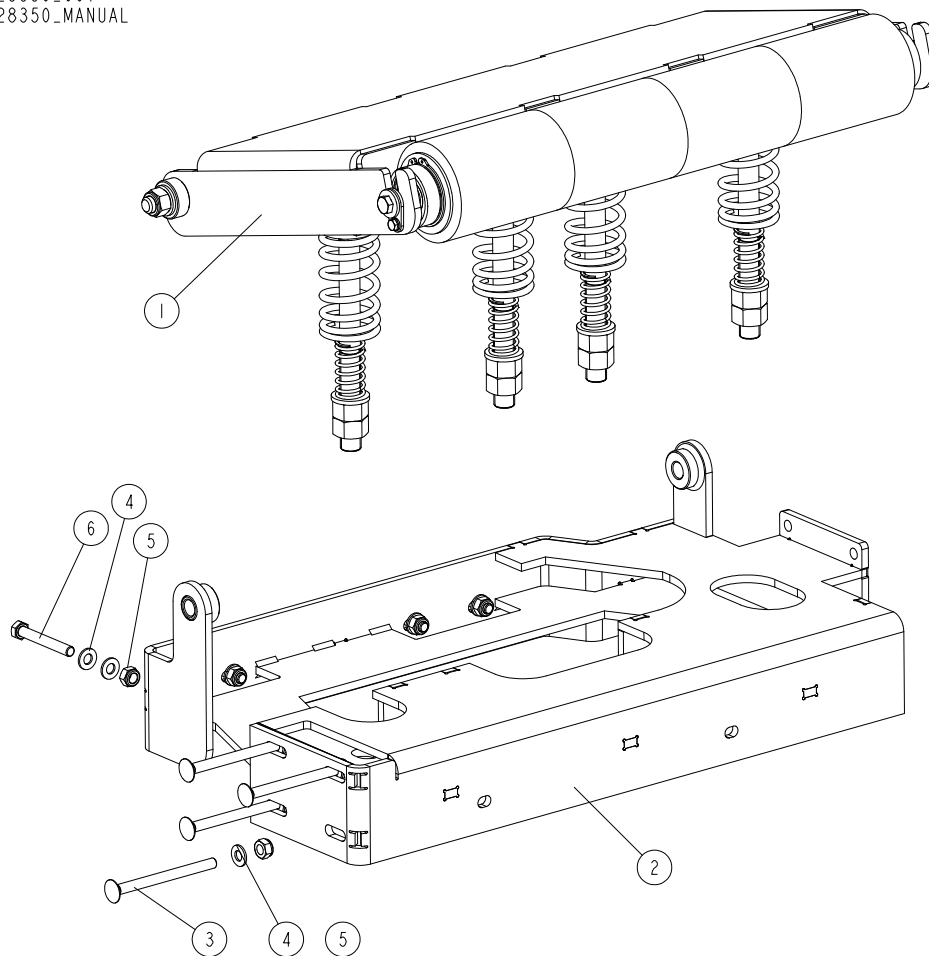
093589_001.A
 093589_MANUAL



REF	DESCRIPTION (◆ indicates parts available in assemblies only)	PART #	QTY
-	FINE ADJUST OUTRIGGER LEG	093589	1
1	MIDDLE PART, FINE ADJUST OUTRIGGER LEG	093596-1	1
2	BOLT, OUTRIGGER LEG	093590-1	1
3	UPPER PART, FINE ADJUST OUTRIGGER LEG	093593-1	1
4	WASHER 10.5/30-5	505156-1	1
5	BOLT, M10X20-5.8 HEX HEAD FULL THREAD ZI	F81003-1	1
6	FITTING, M20 X 2,5	094408	1
7	PIN 5X30 ROLL	F81044-21	1
8	BEARING, 51205 THRUST	516599	1
9	FITTING, M6 GREASE	086280	1
10	WASHER, 21 FLAT ZINC	F81059-2	1

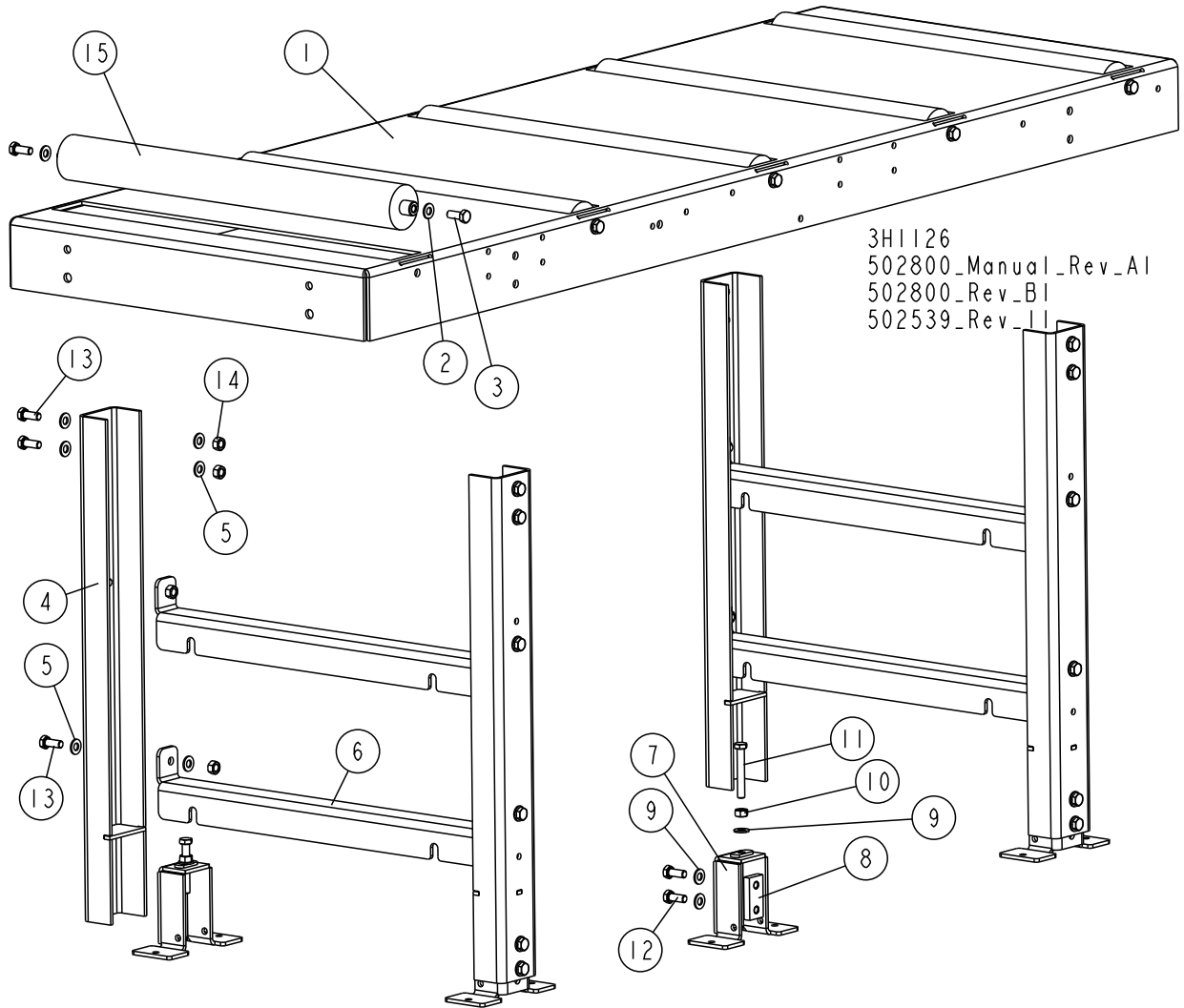
8.13 Board Removal Bumper for "M" Frame

528350_001
 528350_MANUAL



REF	DESCRIPTION (◆ indicates parts available in assemblies only)	PART #	QTY
	BOARD REMOVAL BUMPER ASSEMBLY, FRAME M	528350	1
1	ROLLER, BOARD REMOVAL BUMPER (M/S FRAMES)	527049	1
2	FRAME, BOARD REMOVAL BUMPER ASSEMBLY	529773-1	1
3	BOLT, M10X125 8.8 CARRIAGE ZINC	F81003-34	4
4	WASHER, 10.5 FLAT ZINC	F81055-1	12
5	NUT, M10-8-B HEX NYLON ZINC LOCK	F81033-1	8
6	BOLT, M10X75-8.8 HEX HEAD ZINC	F81003-15	4

8.14 Long Table



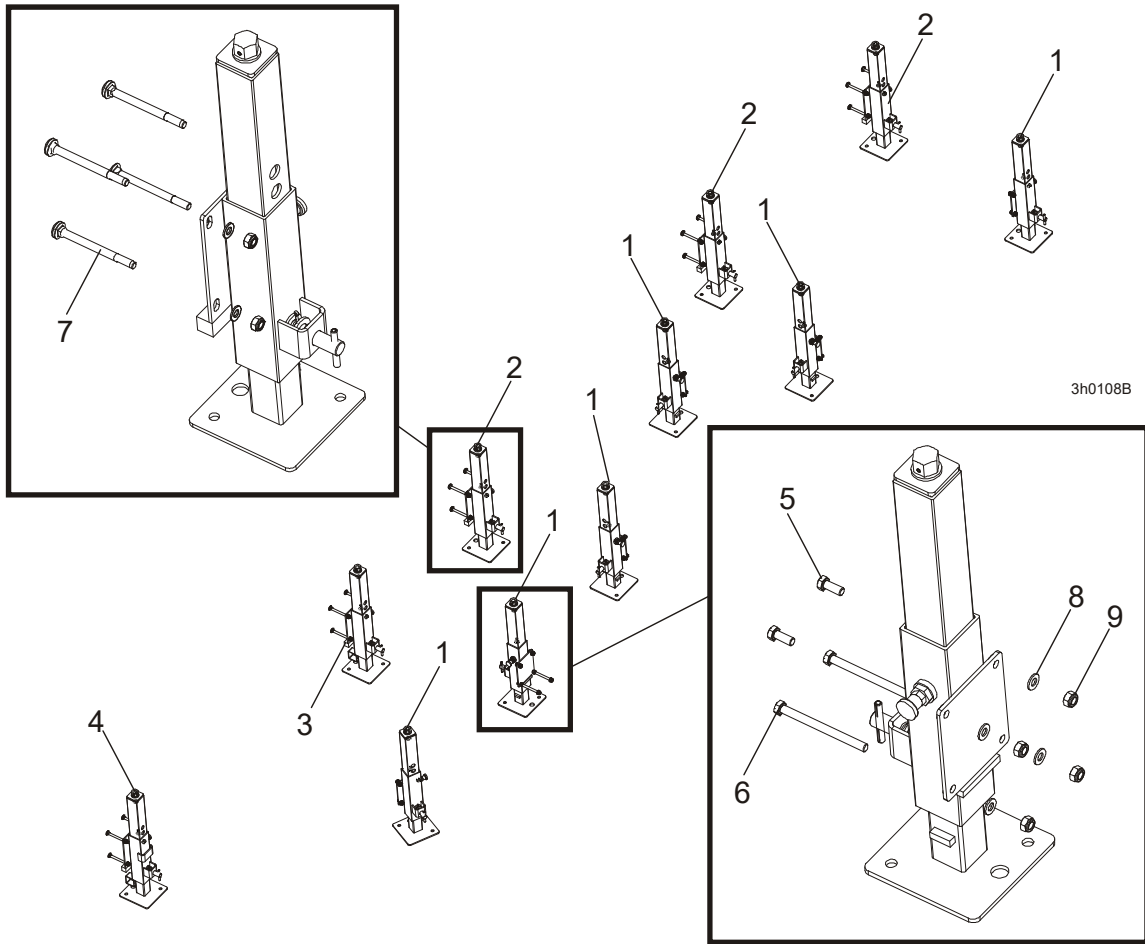
REF	DESCRIPTION (◆ indicates parts available in assemblies only)	PART #	QTY
	M FRAME TABLE	502539	1
1	TABLE WLDMT, BOARD RETURN	512488-1	1
2	WASHER, 10.5 FLAT ZINC	F81055-1	10
3	BOLT, M10X25 8.8 HEX HEAD FULL THREAD ZI	F81003-11	10
	LEG, TABLE COMPLETE	501974	2
4	LEG, TABLE	501976	2
5	WASHER, 10.5 FLAT ZINC	F81055-1	15
6	CROSS-BAR, TABLE	500074-1	2
	COMPLETE, ADJUSTABLE LEG FOOT	101014	2
7	FOOT, LEG ADJUSTABLE	101022-1	1
8	PLATE, M10 CLAMPING ZINC-PLATED	101242-1	1
9	WASHER, 10.5 FLAT ZINC	F81055-1	3
10	NUT, M10-8-B-HEX ZINC	F81033-3	1
11	BOLT, M10 X 70-8.8 HEX HEAD FULL THREAD	F81003-20	1
12	BOLT, M10X25 8.8 HEX HEAD FULL THREAD ZI	F81003-11	2

8 BED FRAME ASSEMBLY

Outrigger Leg Kit, M Super Frame

REF	DESCRIPTION (◆ indicates parts available in assemblies only)	PART #	QTY
13	BOLT, M10X25 8.8 HEX HEAD FULL THREAD ZI	F81003-11	8
14	NUT, M10-8-B-HEX ZINC	F81033-3	8
15	ROLLER 63.5/20X590	501090-1	5

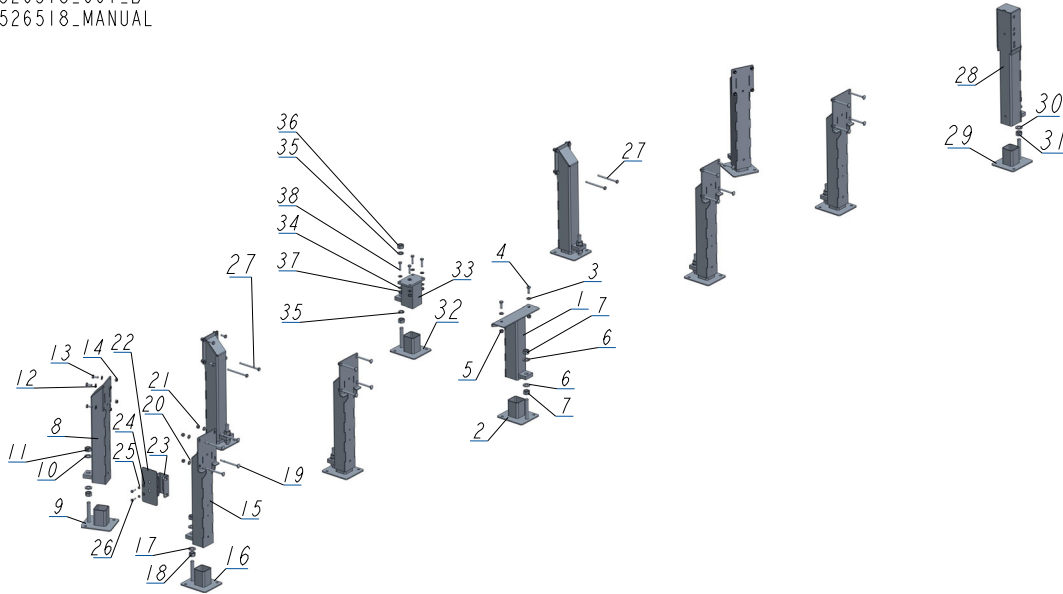
8.15 Outrigger Leg Kit, M Super Frame



REF	DESCRIPTION (◆ indicates parts available in assemblies only)	PART #	QTY
	OUTRIGGER LEG KIT, M SUPER FRAME	095707	1
1	LEG, COMPLETE SIDE FAO	094583	6
2	LEG, COMPLETE FINE ADJUST OUTRIGGER	094584	3
3	FINE ADJUST OUTRIGGER ASSEMBLY, S & M FRAME	094586	1
4	FINE ADJUST OUTRIGGER ASSEMBLY, FRONT	094587	1
5	BOLT, M10X25 8.8 HEX HEAD FULL THREAD ZI	F81003-11	18
6	BOLT, M10X125 8.8 HEX HEAD ZINC	F81003-18	2
7	BOLT, M10X120 8.8 CARRIAGE ZINC	F81003-33	16
8	WASHER, 10.5 FLAT ZINC	F81055-1	36
9	NUT, M10-8-B HEX NYLON ZINC LOCK	F81033-1	36

8.16 Stationary Legs for "M" Super Frame

526518_001_B
526518_MANUAL



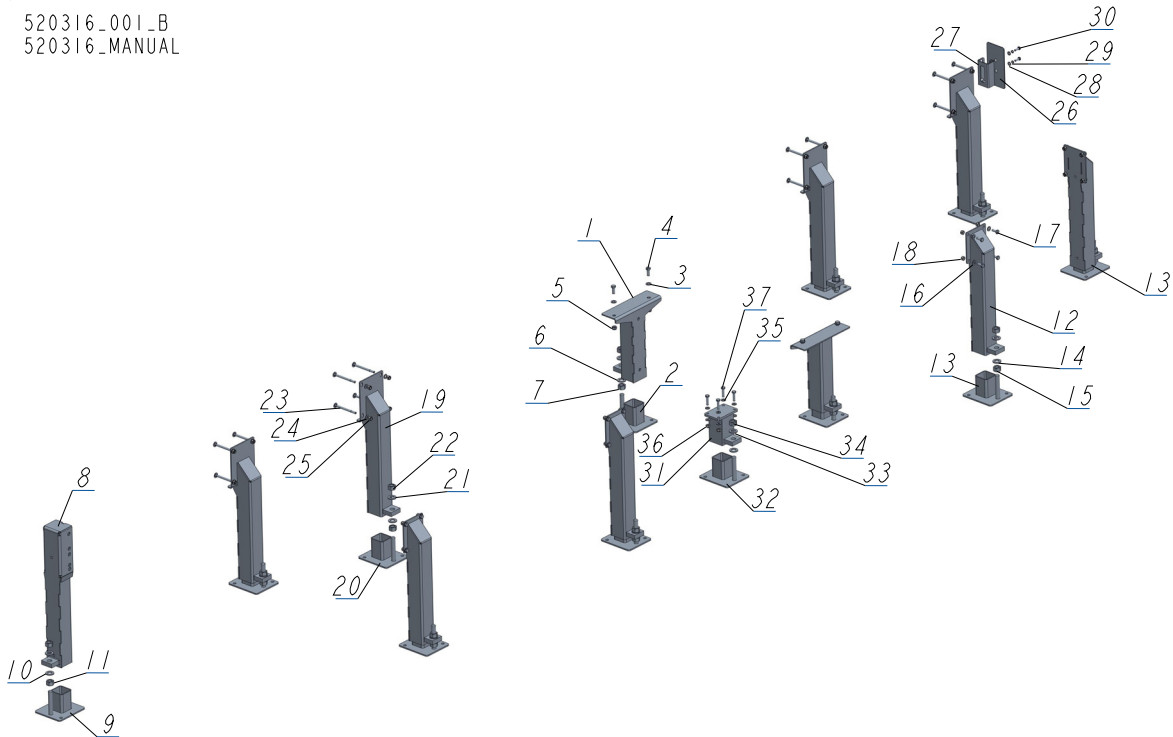
REF	DESCRIPTION (u indicates parts available in assemblies only)	PART #	QTY
-	STATIONARY LEGS, M HYDRAULIC SUPER FRAME	526518	1
-	LEG, MIDDLE ADJUSTABLE STATIONARY	501637	1
1	LEG, MIDDLE	507720-1	1
2	FOOT	586948-1	1
3	WASHER, 13 FLAT ZINC	F81056-1	2
4	BOLT, M12X30 8.8 HEX HEAD FULL THREAD ZI	F81004-22	2
5	NUT, M12 8 HEX NYLON ZINC LOCK	F81034-2	2
6	WASHER, 21 FLAT ZINC	F81059-2	2
7	NUT, M20-8- HEX ZINC	F81037-1	2
-	LEG, LEFT ADJUSTABLE STATIONARY	501639	4
8	LEG, ADJUSTABLE	507715-1	1
9	FOOT	586948-1	1
10	WASHER, 21 FLAT ZINC	F81059-2	2
11	NUT, M20-8- HEX ZINC	F81037-1	2
12	WASHER, 10.5 ZC DIN 126 ISO 7091	F81055-1	4
13	BOLT, M10X25-8.8-FE/ZN5	F81003-11	4
14	NUT, M10-8-B HEX NYLON ZINC LOCK	F81033-1	4
-	LEG, RIGHT ADJUSTABLE STATIONARY	501640	4
15	LEG, MAIN TUBE (HIGH)	507620-1	1
16	FOOT	586948-1	1
17	WASHER, 21 FLAT ZINC	F81059-2	2
18	NUT, M20-8- HEX ZINC	F81037-1	2
19	BOLT, M10X120 8.8 CARRIAGE ZINC	F81003-33	4
20	WASHER, 10.5 ZC DIN 126 ISO 7091	F81055-1	4
21	NUT, M10-8-B HEX NYLON ZINC LOCK	F81033-1	4
-	COVER ASSEMBLY, MAIN TUBE	093052	1

BED FRAME ASSEMBLY*Stationary Legs for "M" Super Frame*

REF	DESCRIPTION (u indicates parts available in assemblies only)	PART #	QTY	
22	COVER, 201X101.6X3 TUBE	015023-1	1	
23	BRACKET WELDMENT, REAR MAIN TUBE COVER	087105-1	1	
24	WASHER, 8.4 FLAT ZINC	F81054-1	2	
25	WASHER, 8.2 SPLIT LOCK ZINC	F81054-4	2	
26	BOLT, M8X25-8.8-B HEX HEAD FULL THREAD Z	F81002-5	2	
27	BOLT, M10 X 125-8.8 HEX HEAD ZINC	F81003-18	4	
-	LEG, FRONT ADJUSTABLE STATIONARY	589525	1	
28	LEG WELDMENT, FRONT ADJUSTABLE	589518-1	1	
29	FOOT	586948-1	1	
30	WASHER, 21 FLAT ZINC	F81059-2	2	
31	NUT, M20-8- HEX ZINC	F81037-1	2	
32	FOOT	586948-1	1	
33	SUPPORT, LOG TURNER	523003-1	1	
34	WASHER, 10.5 ZC DIN 126 ISO 7091	F81055-1	8	
35	WASHER, 20.5 SPLIT LOCK ZINC	F81059-1	2	
36	NUT, M20-8- HEX ZINC	F81037-1	2	
37	NUT, M10-8-B HEX NYLON ZINC LOCK	F81033-1	4	
38	BOLT, M10X40-8.8 HEX HEAD FULL THREAD ZI	F81003-16	4	

8.17 Stationary Legs, "S" Super Frame

520316_001_B
 520316_MANUAL



REF	DESCRIPTION (u indicates parts available in assemblies only)	PART #	QTY
-	STATIONARY LEGS, "S" SUPER FRAME	520316	1
-	LEG, MIDDLE ADJUSTABLE STATIONARY	501637	2
1	LEG, MIDDLE	507720-1	1
2	FOOT	586948-1	1
3	WASHER, 13 FLAT ZINC	F81056-1	2
4	BOLT, M12X30 8.8 HEX HEAD FULL THREAD ZI	F81004-22	2
5	NUT, M12 8 HEX NYLON ZINC LOCK	F81034-2	2
6	WASHER, 21 FLAT ZINC	F81059-2	2
7	NUT, M20-8- HEX ZINC	F81037-1	2
-	LEG, FRONT ADJUSTABLE STATIONARY	589525	1
8	LEG WELDMENT, FRONT ADJUSTABLE	589518-1	1
9	FOOT	586948-1	1
10	WASHER, 21 FLAT ZINC	F81059-2	2
11	NUT, M20-8- HEX ZINC	F81037-1	2
-	LEG, LEFT ADJUSTABLE STATIONARY	501639	4
12	LEG, ADJUSTABLE	507715-1	1
13	FOOT	586948-1	1
14	WASHER, 21 FLAT ZINC	F81059-2	2
15	NUT, M20-8- HEX ZINC	F81037-1	2
16	WASHER, 10.5 ZC DIN 126 ISO 7091	F81055-1	4
17	BOLT, M10X25-8.8-FE/ZN5	F81003-11	4
18	NUT, M10-8-B HEX NYLON ZINC LOCK	F81033-1	4
-	LEG, RIGHT ADJUSTABLE STATIONARY	501640	4
19	LEG, MAIN TUBE (HIGH)	507620-1	1

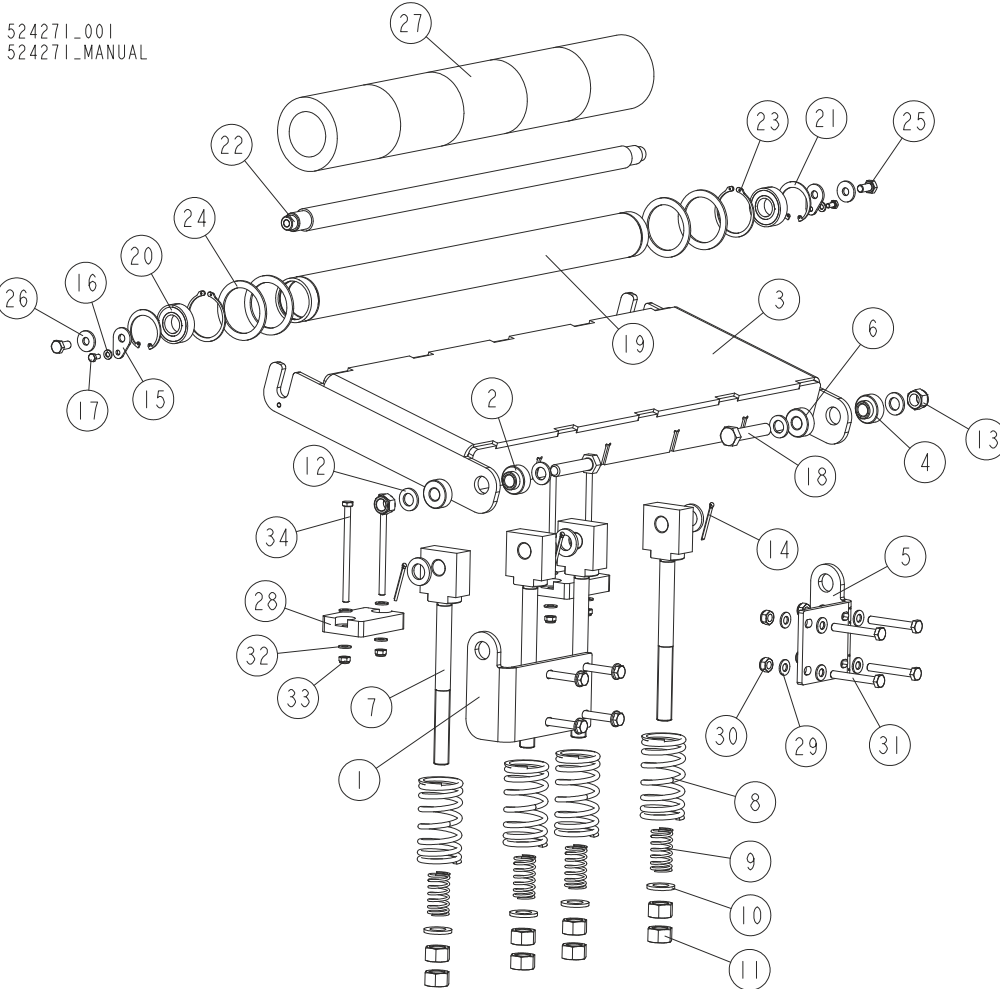


BED FRAME ASSEMBLY

Stationary Legs, "S" Super Frame

REF	DESCRIPTION (u indicates parts available in assemblies only)	PART #	QTY	
20	FOOT	586948-1	1	
21	WASHER, 21 FLAT ZINC	F81059-2	2	
22	NUT, M20-8- HEX ZINC	F81037-1	2	
23	BOLT, M10X120 8.8 CARRIAGE ZINC	F81003-33	4	
24	WASHER, 10.5 ZC DIN 126 ISO 7091	F81055-1	4	
25	NUT, M10-8-B HEX NYLON ZINC LOCK	F81033-1	4	
-	COVER ASSEMBLY, MAIN TUBE	093052	1	
26	COVER, 201X101.6X3 TUBE	015023-1	1	
27	BRACKET WELDMENT, REAR MAIN TUBE COVER	087105-1	1	
28	WASHER, 8.4 FLAT ZINC	F81054-1	2	
29	WASHER, 8.2 SPLIT LOCK ZINC	F81054-4	2	
30	BOLT, M8X25-8.8-B HEX HEAD FULL THREAD Z	F81002-5	2	
31	SUPPORT, LOG TURNER	523003-1	1	
32	FOOT	586948-1	1	
33	WASHER, 21 FLAT ZINC	F81059-2	2	
34	NUT, M20-8- HEX ZINC	F81037-1	1	
35	WASHER, 10.5 ZC DIN 126 ISO 7091	F81055-1	8	
36	NUT, M10-8-B HEX NYLON ZINC LOCK	F81033-1	4	
37	BOLT, M10X40-8.8 HEX HEAD FULL THREAD ZI	F81003-16	4	

8.18 Board Removal Bumper Assembly ("Super" Frame)



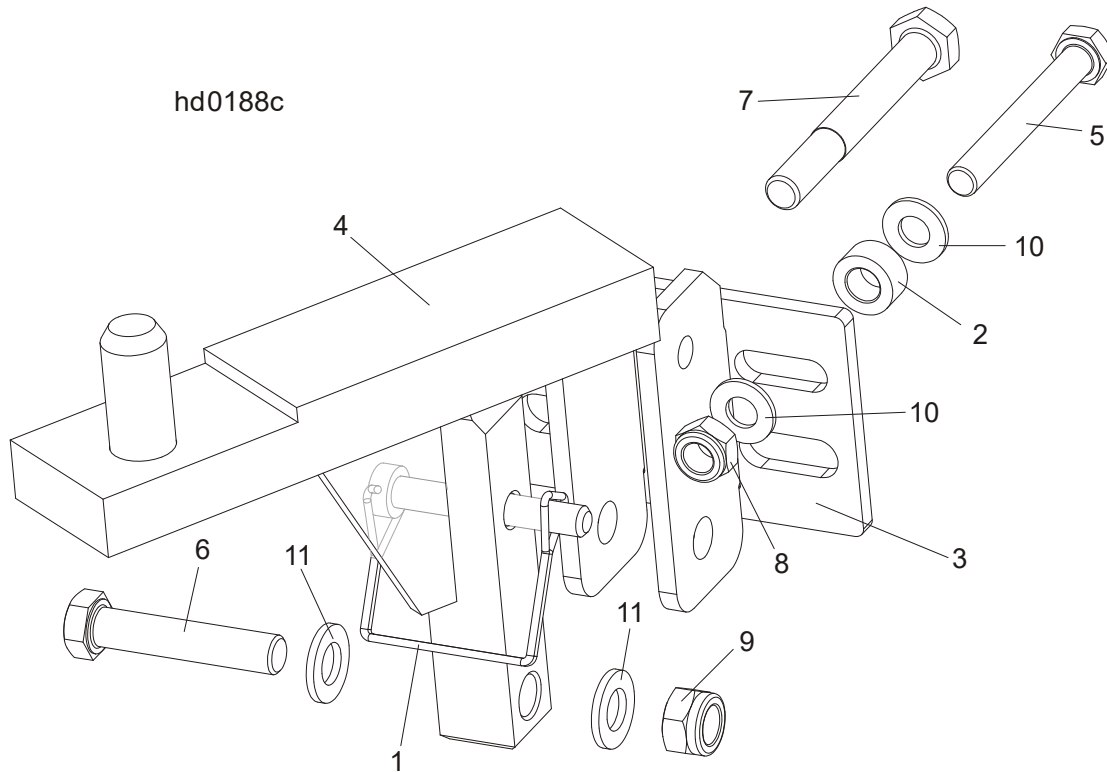
524271_001
524271_MANUAL

REF	DESCRIPTION (◆ indicates parts available in assemblies only)	PART #	QTY
	BUMPER ASSEMBLY, BOARD REMOVAL	524271	1
1	BRACKET, LEFT MOUNT	521216-1	1
2	BUSHING, 6.2138-23.5 24-8.5	510875	1
3	PLATE WELDMENT, BOARD REMOVAL BUMPER	509547-1	1
4	BUSHING, 6.2138-23.5 24-8.5	510875	2
5	BRACKET, RIGHT MOUNT	521214-1	1
6	BUSHING, 6.2138-23.5 24-8.5	510875	1
7	ROD WELDMENT, BUMPER SPRING	510818-1	4
8	SPRING, 110x46x6.5 CUSHION	510815	4
9	SPRING, 60X23X3	088992	4
10	WASHER, 21 FLAT ZINC	F81059-2	8
11	NUT, M20-8 HEX ZINC	F81037-1	8
12	WASHER, 17 SPLIT LOCK ZINC	F81058-1	4
13	NUT, M16-8 HEX NYLON ZINC LOCK	F81036-2	2
14	PIN, S-Zn-4x45 COTTER	F81043-22	4
15	WASHER, WM4000 ROLLER MOUNTING	510874-1	2
16	WASHER, 6.4 FLAT ZINC	F81053-1	2
17	BOLT, M6X12-8.8 HEX HEAD FULL THREAD ZIN	F81001-7	2
18	BOLT, M16x75-8.B-B HEX HEAD FULL THREAD ZINC	F81006-10	2

BED FRAME ASSEMBLY*Board Removal Bumper Assembly ("Super" Frame)*

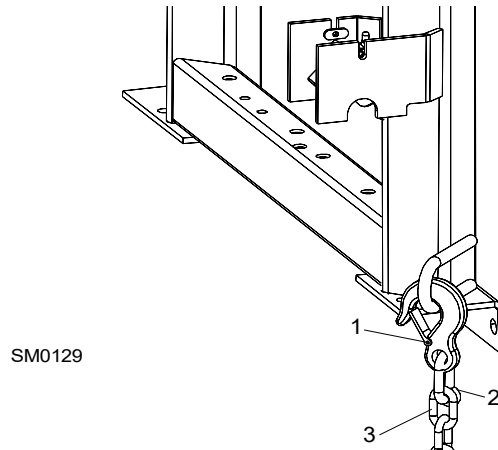
	ROLLER W/RUBBER BUSHING	514758	1	
19	TUBE, WM3000 ROLLER	091782-1	1	
20	BEARING, 6205 2RS BALL	091804	2	
21	RING, W52 INSIDE RETAINING	091805	2	
22	SHAFT, WM3000 ROLLER	091793	1	
23	RING, Z60 OUTSIDE RETAINING	F81090-62	2	
24	RING, 61/80x3 SPACER	515895	4	
25	BOLT, M10X20-5.8 HEX HEAD FULL THREAD ZINC	F81003-1	2	
26	WASHER, 10.5 SPECIAL FLAT ZINC	F81055-6	2	
27	ROLLER, RUBBER	517493	5	
28	BUMPER, GRENE 70 3201 0010 RUBBER	094969	2	
29	WASHER, 10.5 FLAT ZINC	F81055-1	16	
30	NUT, M10-8-B HEX NYLON ZINC LOCK	F81033-1	8	
31	BOLT, M10X75-8.8 HEX HEAD ZINC	F81003-15	8	
32	WASHER, 8.4 FLAT ZINC	F81054-1	8	
33	NUT, M8-8-B HEX NYLON ZINC LOCK	F81032-2	4	
34	BOLT, M8X130-8.8 HEX HEAD ZINC	F81002-50	4	

8.19 LT20/40/70M Saw Head Rest Pin Assembly



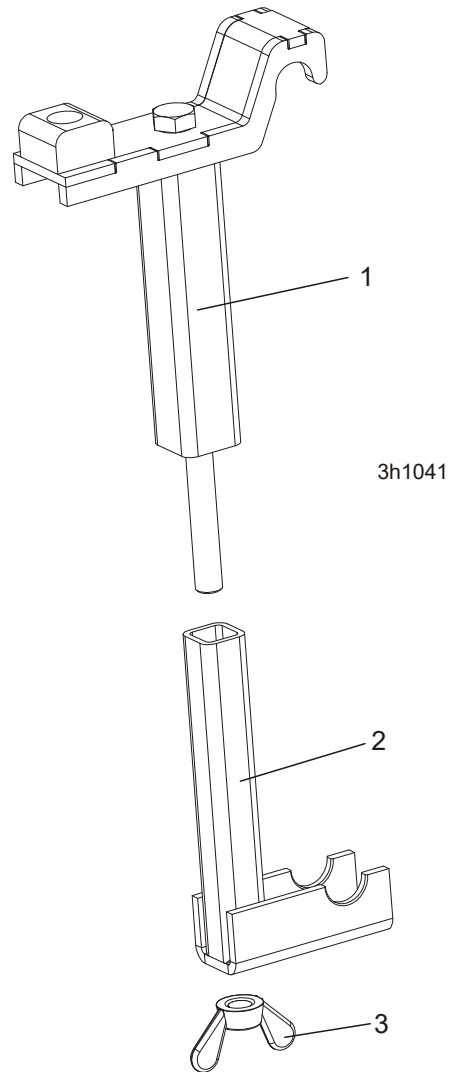
REF	DESCRIPTION (◆ indicates parts available in assemblies only)	PART #	QTY
	SAW HEAD REST PIN W/LATCH CLAMP, LT70S/M	094660	1
1	PIN, 3/8X2 1/4 SNAP	014151	1
2	BUSHING, 11/20-10 ZINC	090936-1	1
3	BRACKET, SAW HEAD REST PIN	092765-1	1
4	PIN WELDMENT, LT70 S/M SAW HEAD REST	094658-1	1
5	BOLT, M10X80-8.8 HEX HEAD ZINC	F81003-50	1
6	BOLT, M12X60-8.8 HEX HEAD ZINC	F81004-5	1
7	BOLT, M12X95 8.8 HEX HEAD ZINC	F81004-29	1
8	NUT, M10-8-B HEX NYLON ZINC LOCK	F81033-1	1
9	NUT, M12 8 HEX NYLON ZINC LOCK	F81034-2	1
10	WASHER, 10.5 FLAT ZINC	F81055-1	2
11	WASHER, 13 FLAT ZINC	F81056-1	2

8.20 Tie Down Chain Assembly



REF	DESCRIPTION (◆ indicates parts available in assemblies only)	PART #	QTY
	CHAIN, TIE DOWN ASSEMBLY	A04376-1	1
1	HOOK, 5/8 SAFETY CHAIN	P12075	1
2	Screw Closed Chain Link, 10	100767	1
3	Chain, N-10 x 35, 6 Links	100951	1

8.21 Blockade, LT40 Control Box



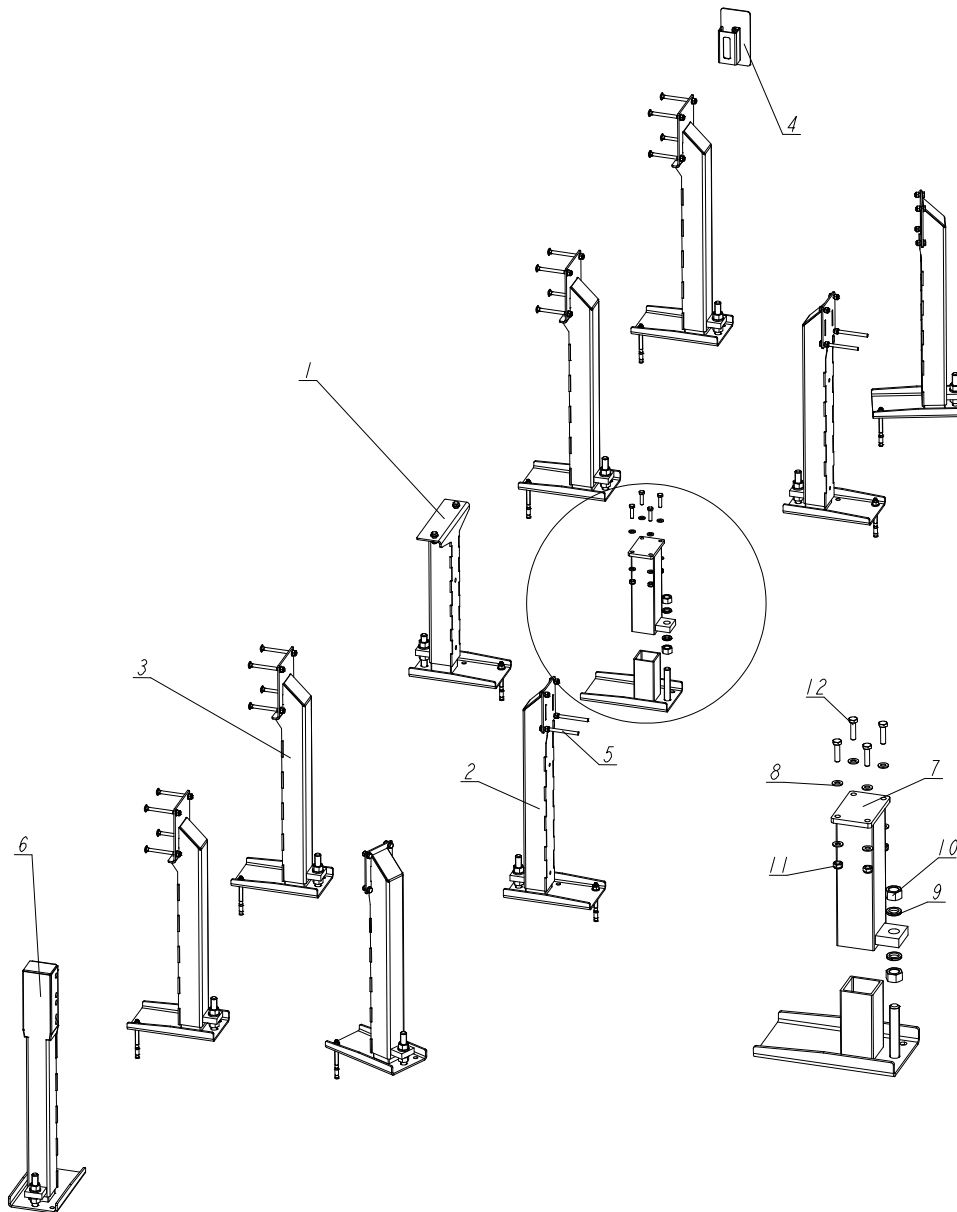
REF	DESCRIPTION (◆ indicates parts available in assemblies only)	PART #	QTY
	BLOCKADE, CONTROL BOX LT40/70 (M SUPER FRAME)	506987	1
1	UPPER CONTROL BOX BLOCKADE	506983-1	1
2	LOWER CONTROL BOX BLOCKADE	506985-1	1
3	NUT, M16 WING	F81036-3	1

8 BED FRAME ASSEMBLY

Stationary Legs, "M" Super Frame

8.22 Stationary Legs, "M" Super Frame

550125_001_A
550125_MANUAL



REF	DESCRIPTION (◆ indicates parts available in assemblies only)	PART #	QTY
-	STATIONARY LEGS, ADJUSTABLE - "M" SUPER FRAME	550125	1
1	LEG, MIDDLE STATIONARY ADJUSTABLE	550126	1
2	LEG, LEFT STATIONARY ADJUSTABLE	550130	4
3	LEG, MAIN TUBE HIGH	550134	4
4	COVER ASSEMBLY, MAIN TUBE	093052	1
5	BOLT, M10X125 8.8 HEX HEAD ZINC	F81003-18	4

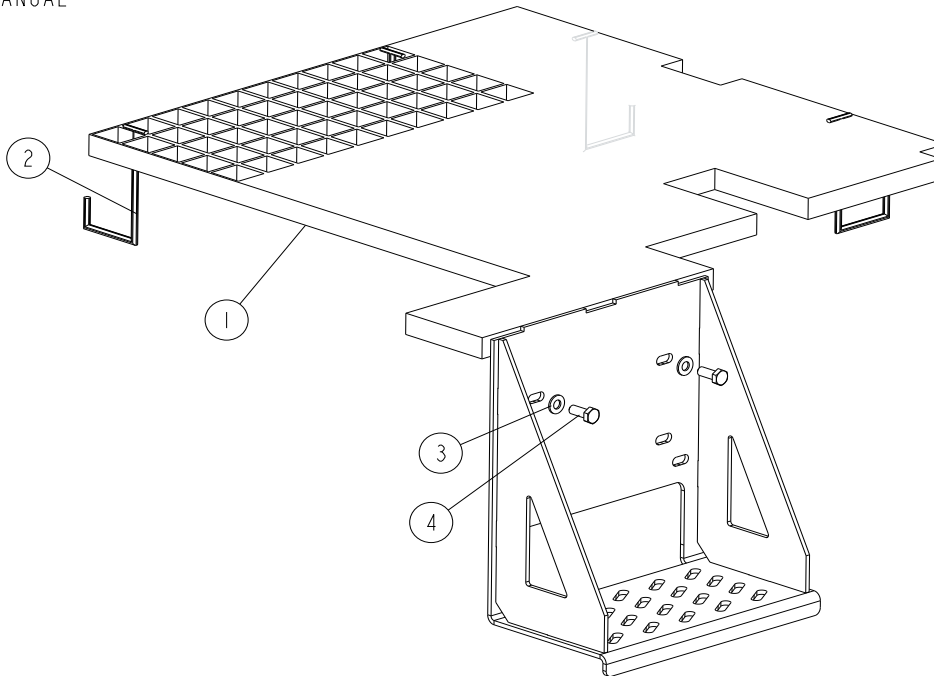
BED FRAME ASSEMBLY
Stationary Legs, "M" Super Frame



REF	DESCRIPTION (◆ indicates parts available in assemblies only)	PART #	QTY	
6	LEG, FRONT STATIONARY ADJUSTABLE	550138	1	
7	FOOT, WIDE	550142-1	1	
8	WASHER, 10.5 FLAT ZINC	F81055-1	8	
9	WASHER, 20.5 SPLIT LOCK ZINC	F81059-1	2	
10	NUT, M20-8 HEX ZINC	F81037-1	2	
11	NUT, M10-8-B HEX NYLON ZINC LOCK	F81033-1	4	
12	BOLT, M10X40-8.8 HEX HEAD FULL THREAD ZI	F81003-16	4	

8.23 Inspection Platform (DC Sawmills Only)

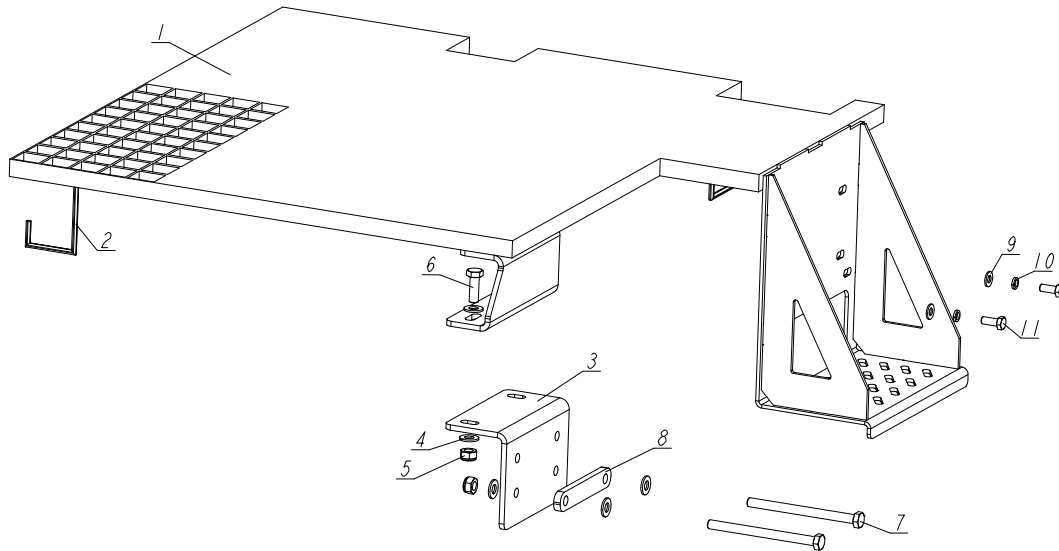
545646_001
545646_MANUAL



REF	DESCRIPTION (◆ indicates parts available in assemblies only)	PART #	QTY	
-	PLATFORM, "M" FRAME INSPECTION - COMPLETE	545646	1	
1	PLATFORM, "M" FRAME INSPECTION	506046-1	1	
2	BRACKET, HOOK	085682	4	
3	WASHER, 8.4 FLAT ZINC	F81054-1	2	
4	BOLT, M8X20 8.8 HEX HEAD FULL THREAD ZINC	F81002-4	2	

8.24 Inspection Platform (New M-type Frame, Mobile Sawmills)

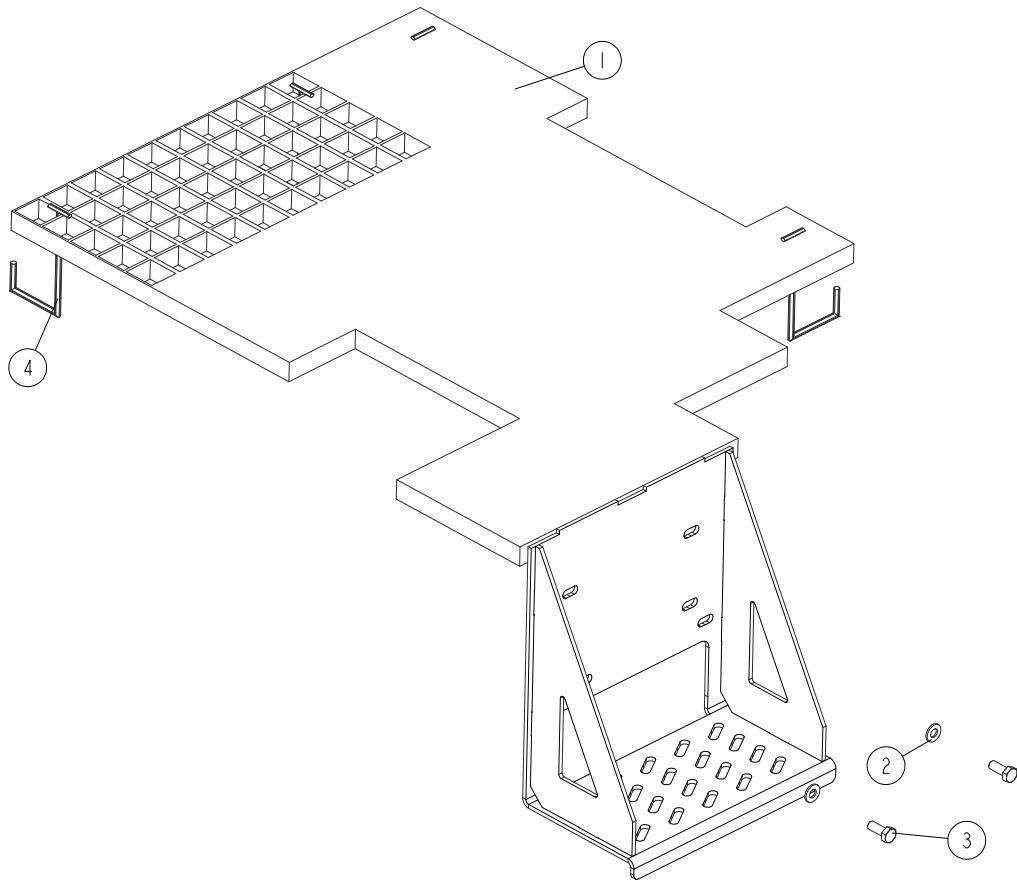
545567_001
545567_MANUAL



REF	DESCRIPTION (◆ indicates parts available in assemblies only)	PART #	QTY
-	PLATFORM, NEW M-TYPE FRAME INSPECTION - COMPLETE	545567	1
1	PLATFORM, INSPECTION - PAINTED	545566-1	1
2	BRACKET, HOOK	085682	4
3	PLATE, MOUNTING ANGLE	555223-1	1
4	WASHER, 10.5 FLAT ZINC	F81055-1	8
5	NUT, M10-8-B HEX NYLON ZINC LOCK	F81033-1	4
6	BOLT, DIN933-M10X30-8.8-A2E HEX HEAD	F81003-111	2
7	BOLT, M10X130-8.8 FE/ZN5 PN-M/82105	F81003-170	2
8	WASHER	555221-1	1
9	WASHER, 8.4 FLAT ZINC	F81054-1	2
10	WASHER 8,2 SPLIT LOCK ZINC	F81054-4	2
11	BOLT, M8X20 8.8 HEX HEAD FULL THREAD ZIN	F81002-4	2

8.25 Inspection Platform (M-type Frame Sawmills)

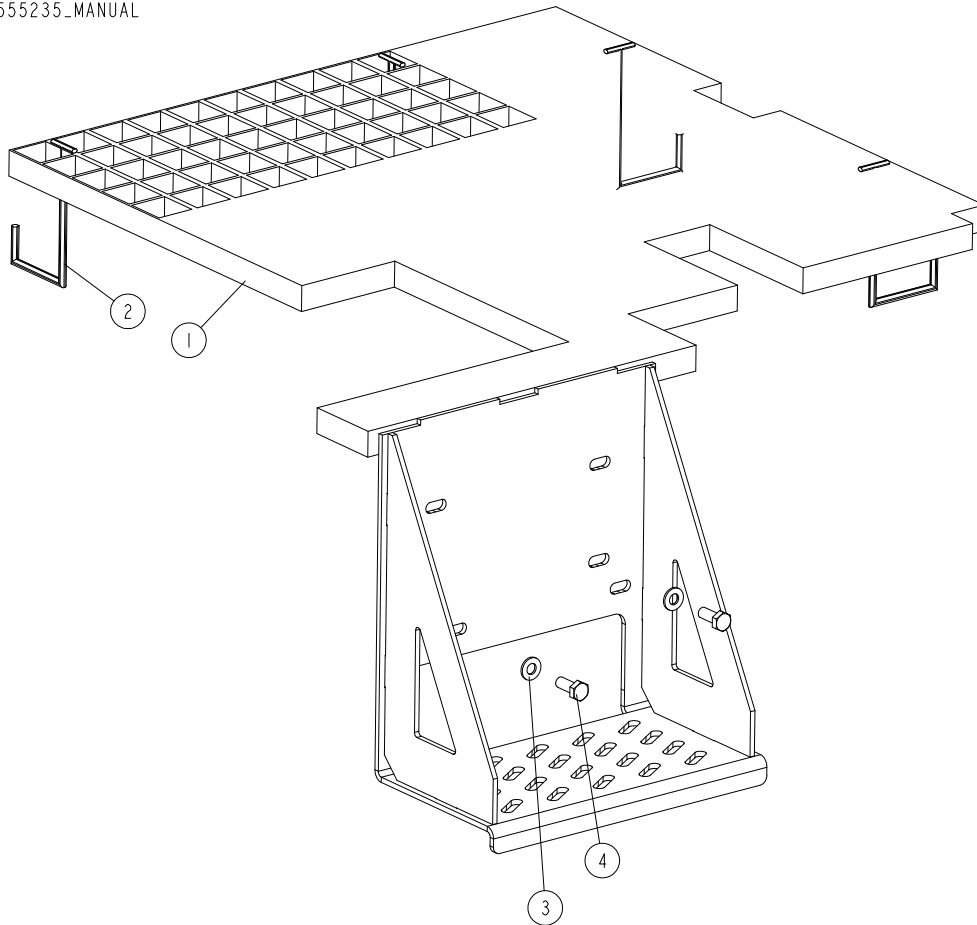
555244_001
 555244_MANUAL



REF	DESCRIPTION (◆ indicates parts available in assemblies only)	PART #	QTY	
-	PLATFORM, M-TYPE FRAME INSPECTION 1	555244	1	
1	PLATFORM, M-TYPE FRAME INSPECTION	555243-1	1	
2	WASHER, 8.4 FLAT ZINC	F81054-1	2	
3	BOLT, M8X20 8.8 HEX HEAD FULL THREAD ZIN	F81002-4	2	
4	BRACKET, HOOK	085682	4	

8.26 Inspection Platform for the Old Type Frame (Optional)

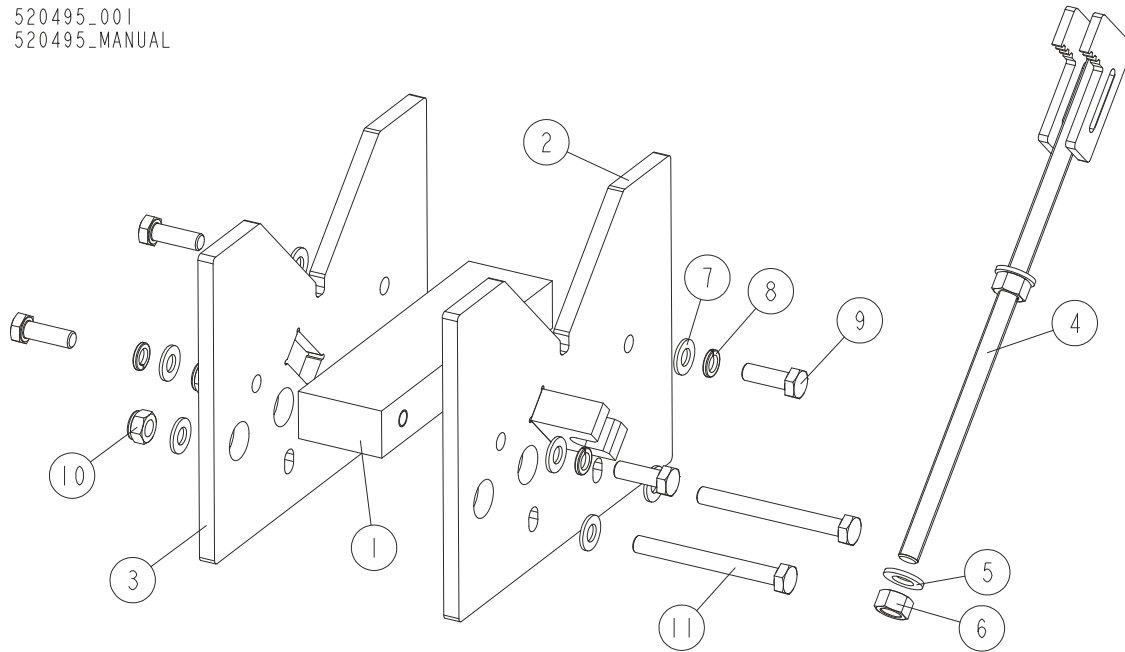
555235_001
555235_MANUAL



REF	DESCRIPTION (◆ indicates parts available in assemblies only)	PART #	QTY
-	◆ PLATFORM, INSPECTION (FOR DRIVEN LOG LEVELLING ROLLER)	555235	1
1	PLATFORM, INSPECTION	555237-1	1
2	BRACKET, HOOK	085682	4
3	WASHER, 8.4 FLAT ZINC	F81054-1	2
4	BOLT, M8X20 8.8 HEX HEAD FULL THREAD ZINC	F81002-4	2

8.27 Octagonal Profile Sawing Tool (Option)

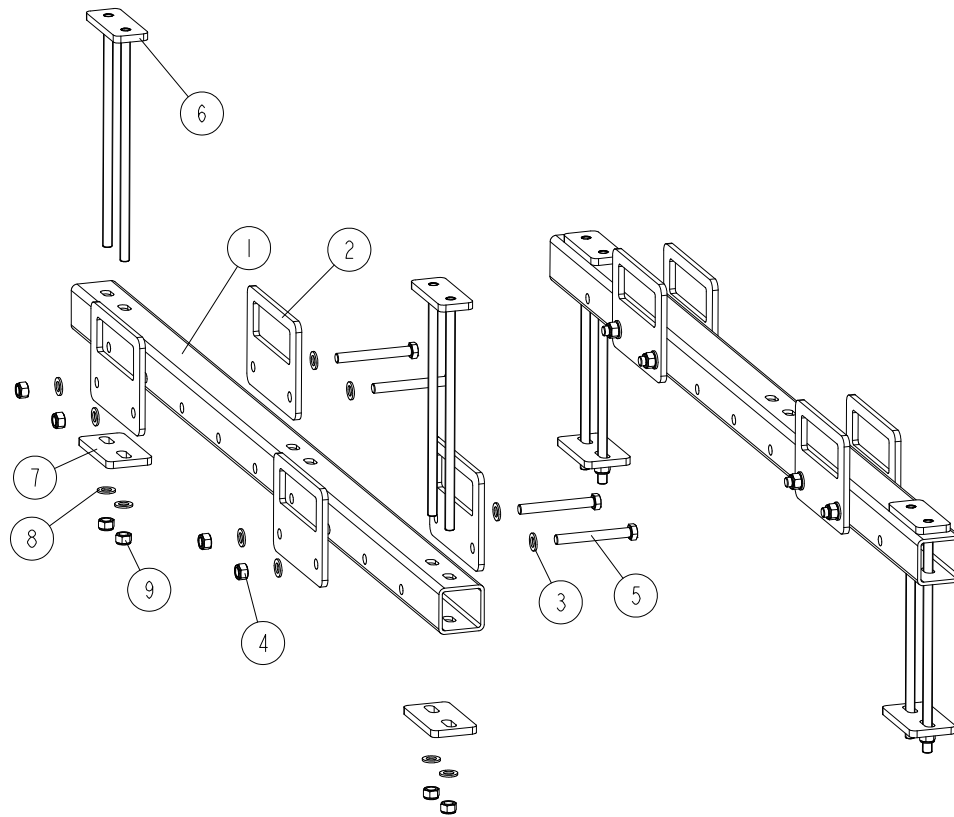
520495_001
 520495_MANUAL



REF	DESCRIPTION (◆ indicates parts available in assemblies only)	PART #	QTY
-	OCTAGONAL PROFILE SAWING TOOL	520495	1
1	BAR, INSIDE	520490-1	1
2	PLATE, FRONT	520492-1	1
3	PLATE, MAIN	520489-1	1
4	ARM, CLAMP	520496-1	1
5	WASHER, 13 FLAT ZINC	F81056-1	2
6	NUT M12 ZC 8 DIN 934	F81034-1	2
7	WASHER, 10.5 FLAT ZINC	F81055-1	8
8	WASHER, Z 10.2 SPLIT LOCK ZINC	F81055-2	4
9	BOLT, M10X30-8.8 HEX HEAD FULL THREAD ZI	F81003-2	4
10	NUT, M10-8-B HEX NYLON ZINC LOCK	F81033-1	2
11	BOLT, M10X95-8.8-B HEX HEAD ZINC	F81003-71	2

8.28 Sawmill Transport Bracket Assembly (Option)

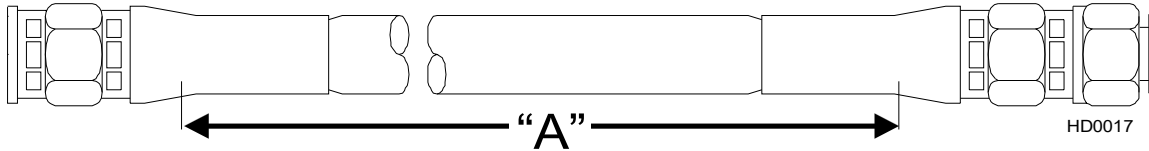
578580_001
578580



REF	DESCRIPTION (◆ indicates parts available in assemblies only)	PART #	QTY
-	TRANSPORT BRACKET ASSEMBLY, SAWMILLS	578580	1
-	BRACKET, TRANSPORT	578566	2
1	TUBE, TRANSPORT	578567-1	1
2	PLATE, TRANSPORT BRACKET	578569-1	4
3	WASHER, 17 SPLIT LOCK ZINC	F81058-1	8
4	NUT, M16-8 HEX NYLON ZINC LOCK	F81036-2	4
5	BOLT, M16X130-8.8 HEX HEAD ZINC	F81006-35	4
-	CLAMP, FRAME	578572	2
6	PLATE	578577-1	1
7	PLATE, TRANSPORT BRACKET	578568-1	1
8	WASHER, 17 SPLIT LOCK ZINC	F81058-1	2
9	NUT, M16-8 HEX NYLON ZINC LOCK	F81036-2	2

SECTION 9 HYDRAULIC SYSTEM

9.1 Hydraulic Hoses, LT40/70M Super



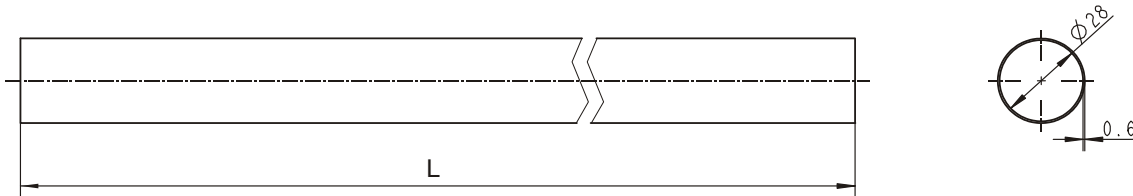
Part	Color Code	LENGTH "A" [m]	Application	Wood-Mizer Part No.
			I Section (from filter) according to designations from right to left	
A1	White	3.5	3/8" 2-Plane Clamp, In/Out	097614
B1	Orange	3.5	3/8" 2-Plane Clamp, In/Out	097615
A2	Pink	3.6	3/8" Raising the turner and side supports	097622
B2	Plain	3.6	3/8" Raising the turner and side supports	097622
A3	Red	5.6	1/4" III Clamp (Middle), Up/Down	097545
B3	Blue	5.6	1/4" III Clamp (Middle), Up/Down	097545
A4	Silver	4.9	1/4" I Toe Board	097620
B4	Brown	4.9	1/4" I Toe Board	097620
A5	Black	3.3	3/8" Chain Turner Hydraulic Motor	087793
B5	Brown	3.3	3/8" Chain Turner Hydraulic Motor	087793
A6	Orange	5.0	1/4" III Clamp (Middle), In/Out	097545
B6	White	5.0	1/4" III Clamp (Middle), In/Out	097545
A7	Red	1.8	3/8" Log Loader	097623
B7	Blue	1.8	3/8" Log Loader	097623
			II Section according to designations from right to left	
A1	Purple	4.8	1/4" I Toe Board Drive	097621
B1	Purple	4.8	1/4" I Toe Board Drive	097621
A2	Black	2.0	1/4" II Toe Board	097617
B2	Purple	2.0	1/4" II Toe Board	097617
A3	Red	6.2	1/4" I Clamp, Up/Down	097616
B3	Blue	6.2	1/4" I Clamp, Up/Down	097616
A4	Orange	5.5	1/4" I Clamp, In/Out	097616
B4	White	5.5	1/4" I Clamp, In/Out	097616
A5	Yellow	4.4	1/4" 2-Plane Clamp, Up/Down	097613
B5	Green	4.4	1/4" 2-Plane Clamp, Up/Down	097613
A6	Red	1.0	1/4" II Clamp, Up/Down	097618
B6	Blue	1.0	1/4" II Clamp, Up/Down	097618

TABLE 9-1

A7	Orange	2.0	1/4" II Clamp, In/Out	097617
B7	White	2.0	1/4" II Clamp, In/Out	097617
	Green	2.1	3/8" tee connector to log loader cylinder	097624
	Yellow	2.2	3/8" tee connector to log loader cylinder	097624
	Green	0.8	3/8" tee connector to log loader cylinder	097625
	Yellow	0.95	3/8" tee connector to log loader cylinder	097625
		0.65	3/8" turner hose	094597
		0.65	3/8" turner hose	094597
		0.75	3/8" left side support hose	094596
		1.0	3/8" right side support hose	094593
		1.0	3/8" right side support hose	094593
		1.2	3/8" cylinder instrumentation	097625

TABLE 9-1

Protective Conduits, LT40/70M Super Hydraulic Hoses



REF	DESCRIPTION (◆ indicates parts available in assemblies only)	PART #	QTY
0.85	PROTECTIVE CONDUIT, HYDRAULIC MOTOR HOSE	100127	2
1.00	PROTECTIVE CONDUIT, SIDE SUPPORT HOSE	100128	4
0.70	PROTECTIVE CONDUIT, LOG TURNER HOSE	099761	3
0.45	PROTECTIVE CONDUIT, IN/OUT CYLINDER HOSE - TOP	099763	1



HYDRAULIC SYSTEM

Hydraulic Boxes, Super AC

9.2 Hydraulic Boxes, Super AC

REF	DESCRIPTION (◆ indicates parts available in assemblies only)	PART #	QTY
-	BOX, LT20 AH7 11-SECTION HYDRAULIC - COMPLETE	522961 ¹	-
-	BOX, LT20 AC 13-SECTION HYDRAULIC - COMPLETE	522962 ²	-
-	BOX, LT40/70 AC 16-SECTION HYDRAULIC - COMPLETE	522984 ³	-

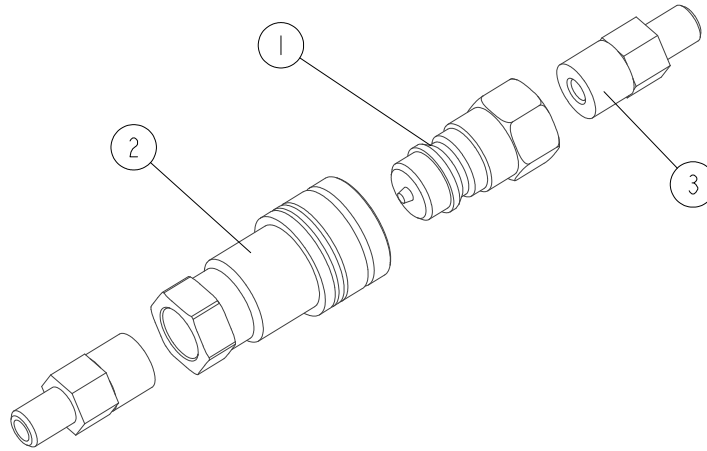
¹ For LT20 AHS5, AHS6

² For LT20 AHS7

³ For LT40/70 AHS7

9.3 Quick Disconnect Fittings for 1/4" Hoses (LT70M Super, Option)

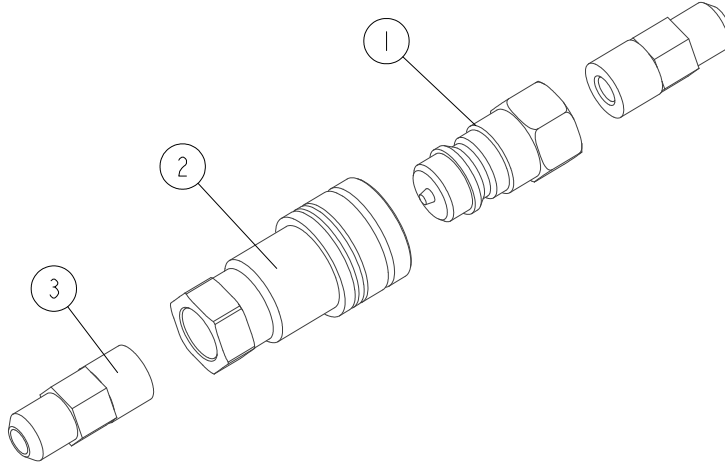
524288_001
524288_MANUAL



REF	DESCRIPTION (◆ indicates parts available in assemblies only)	PART #	QTY
-	FITTING KIT, 1/4" HOSE QUICK DISCONNECT	524288	1
1	FITTING, 3/8" INT. THREAD BSP MALE QUICK DISCONNECT	504966	1
2	FITTING, 3/8" INT. THREAD BSP FEMALE QUICK DISCONNECT	504965	1
3	FITTING, Z7/16" UNF JIC-Z3/8" BSPP STRAIGHT	505747	2

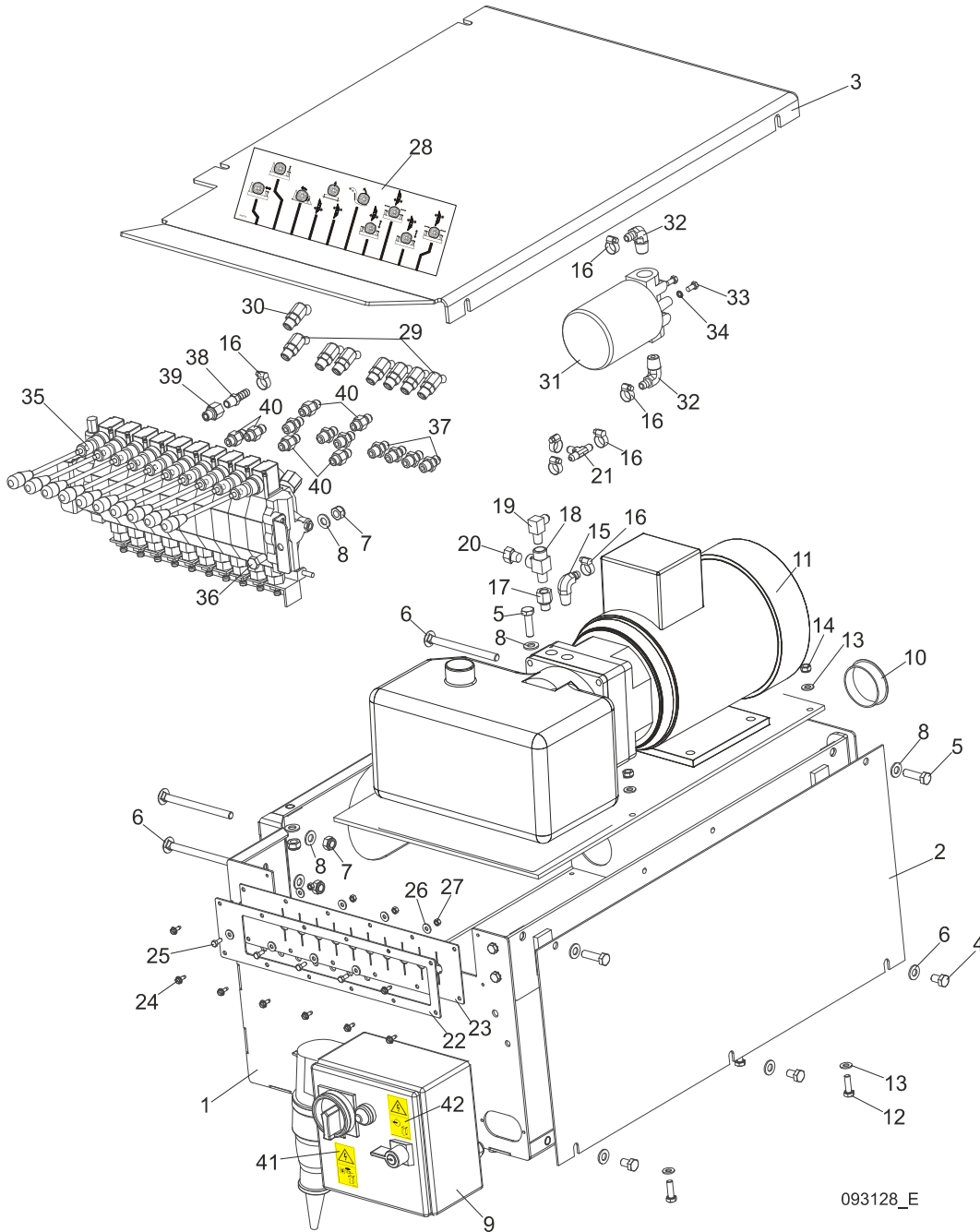
9.4 Quick Disconnect Fittings for 3/8" Hoses (LT70M Super, Option)

524289_001
524289_MANUAL



REF	DESCRIPTION (◆ indicates parts available in assemblies only)	PART #	QTY
-	FITTING KIT, 3/8" HOSE QUICK DISCONNECT	524289	1
1	FITTING, 3/8" INT. THREAD BSP MALE QUICK DISCONNECT	504966	1
2	FITTING, 3/8" INT. THREAD BSP FEMALE QUICK DISCONNECT	504965	1
3	FITTING, 9/16" JIC/ 3/8" BSP STRAIGHT	091842	2

9.5 Hydraulic Control Box, LT20 Series AHS3



REF	DESCRIPTION (◆ indicates parts available in assemblies only)	PART #	QTY
	BOX ASSEMBLY, LT20 AHS3 HYDRAULIC CONTROL	528351	1
1	BOX WELDMENT, HYDRAULIC PUMP HOUSING	091729-1	1
	BRACKET, AC HYDRAULIC BOX MOUNT - COMPLETE	086518-1	1
	BOLT, M8X20 8.8 HEX HEAD FULL THREAD ZIN	F81002-4	4
	WASHER, 8.4 EXTERNAL TOOTH ZINC LOCK	F81054-3	4
2	COVER, AC HYDRAULIC BOX FRONT	086484-1	1
3	COVER, AC/DC HYDRAULIC PUMP HOUSING TOP	091734-1	1
4	BOLT, M10X16-8.8 HEX HEAD FULL THREAD ZINC	F81003-13	3
5	BOLT, M10X35-8.8 HEX HEAD FULL THREAD ZIN	F81003-17	4



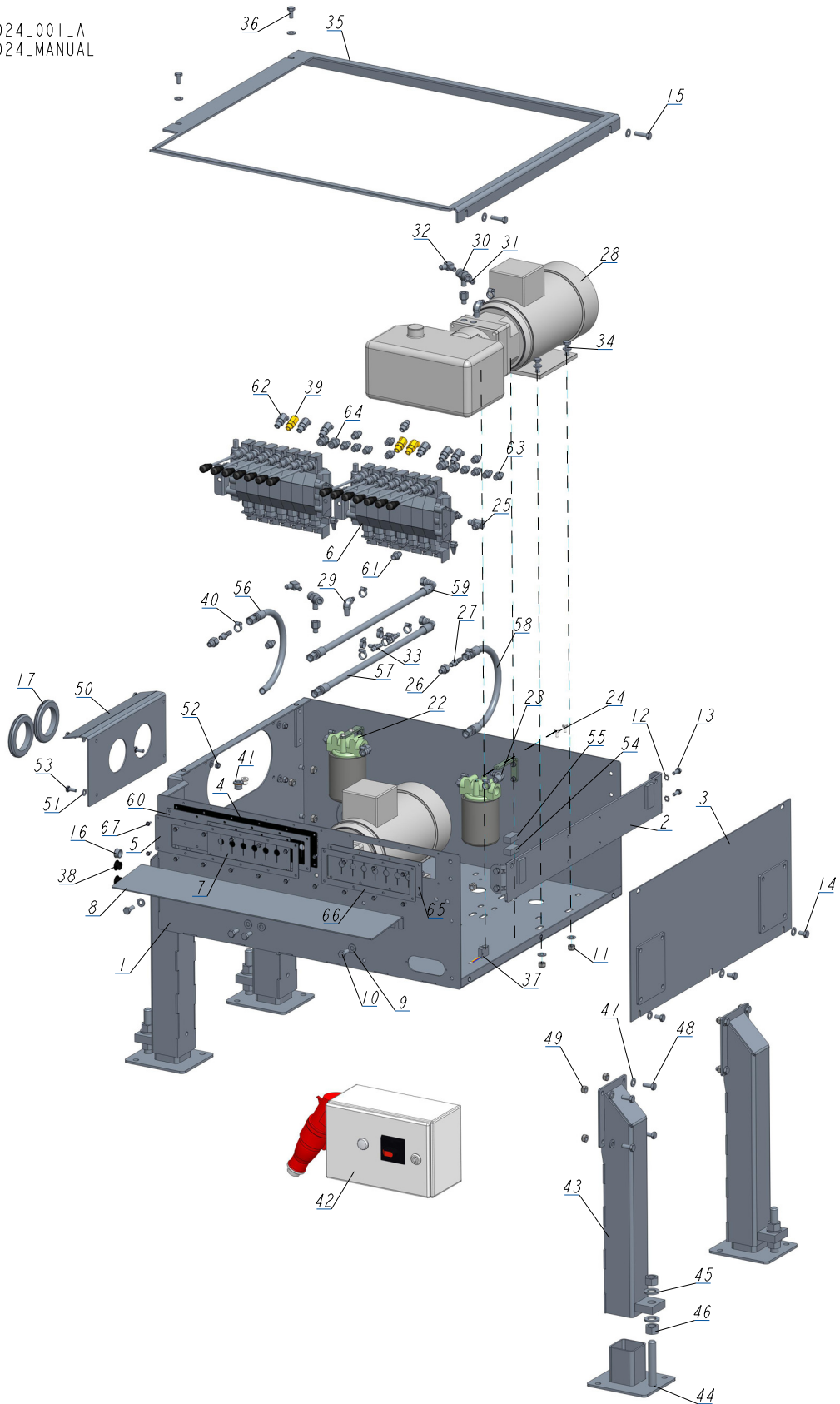
HYDRAULIC SYSTEM

Hydraulic Control Box, LT20 Series AHS3

6	BOLT, M10X125 CARRIAGE	F81003-34	4
7	NUT, M10-8-B HEX NYLON ZINC LOCK	F81033-1	6
8	WASHER, 10.5 FLAT ZINC	F81055-1	13
9	ELECTRIC BOX, LT20 5,5 KW	553523	1
10	CAP, HSA2790 (63.6 DIA.) HOLE	092859	1
11	PUMP, AC 5,5KW 18.5L/MIN HYDRAULIC W/MOTOR	517840	1
12	BOLT, M8 X 25-8.8-B HEX HEAD FULL THREAD	F81002-5	4
13	WASHER, 8.4 FLAT ZINC	F81054-1	8
14	NUT, M8-8-B HEX NYLON ZINC LOCK	F81032-2	4
15	FITTING, 3/8NPT-3/8 BARB ELBOW	P12708	1
16	CLAMP, 11/16 WORM	P12739	7
17	FITTING, 6SAE MALE-1/4NPT FEMALE	014686	1
18	FITTING, C3759X4 MALE TEE	015486	1
19	FITTING, 3/8JIC-1/4NPT 90L	015491	2
20	PLUG, 1/4-18 NPT W/EXTERNAL THREAD	096221	1
21	FITTING, 3/8 BARB TEE	015485	1
22	PLATE, 10-SECTION VALVE PAINTED	091826-1	1
23	GUARD, 10-SECTION RUBBER HYDRAULIC VALVE	091739	1
24	BOLT, #10-24 X 1/2" SELF-TAPPING	F05015-7	8
25	BOLT, M5 X 12-5.8 HEX HEAD FULL THREAD Z	F81000-5	4
26	WASHER, 5.5 SPECIAL FLAT ZINC	F81052-3	8
27	NUT, M5-8 HEX ZINC	F81030-1	4
28	DECAL, DH5 HYDRAULIC CONTROL BOX	094795	1
	DECAL, DH7 HYDRAULIC CONTROL BOX	094970	1
29	FITTING, #4SAE #6SAE 45 DEG ELBOW	015488	7
30	FITTING, #6SAE 45 DEG ELBOW	015489	1
31	MANIFOLD, W/FILTER	P22683	1
32	FITTING, 1/2NPT-3/8 BARB ELBOW	P12707	2
33	BOLT, 1/4-20X1/2 HEX HEAD	F05005-15	2
34	WASHER, Z6.1 SPLIT LOCK ZINC	F81053-3	2
35	VALVE, HDS11/10-6 10-SECTION	091344	1
36	BOLT, M10X20-5.8 HEX HEAD FULL THREAD ZI	F81003-1	2
37	FITTING, 1/4JIC-3/8 O-RING	P26284	7
38	FITTING, 1/4NPT-3/8 BARB	014685	1
39	FITTING, 6SAE MALE-1/4NPT FEMALE	014686	1
40	FITTING, 3/8 O-RING-3/8JIC	014687	6
41	14	096316	1
42	15	096319	1

9.6 Hydraulic Control Box, LT40/70 AC 14-Section

541024_001_A
541024_MANUAL





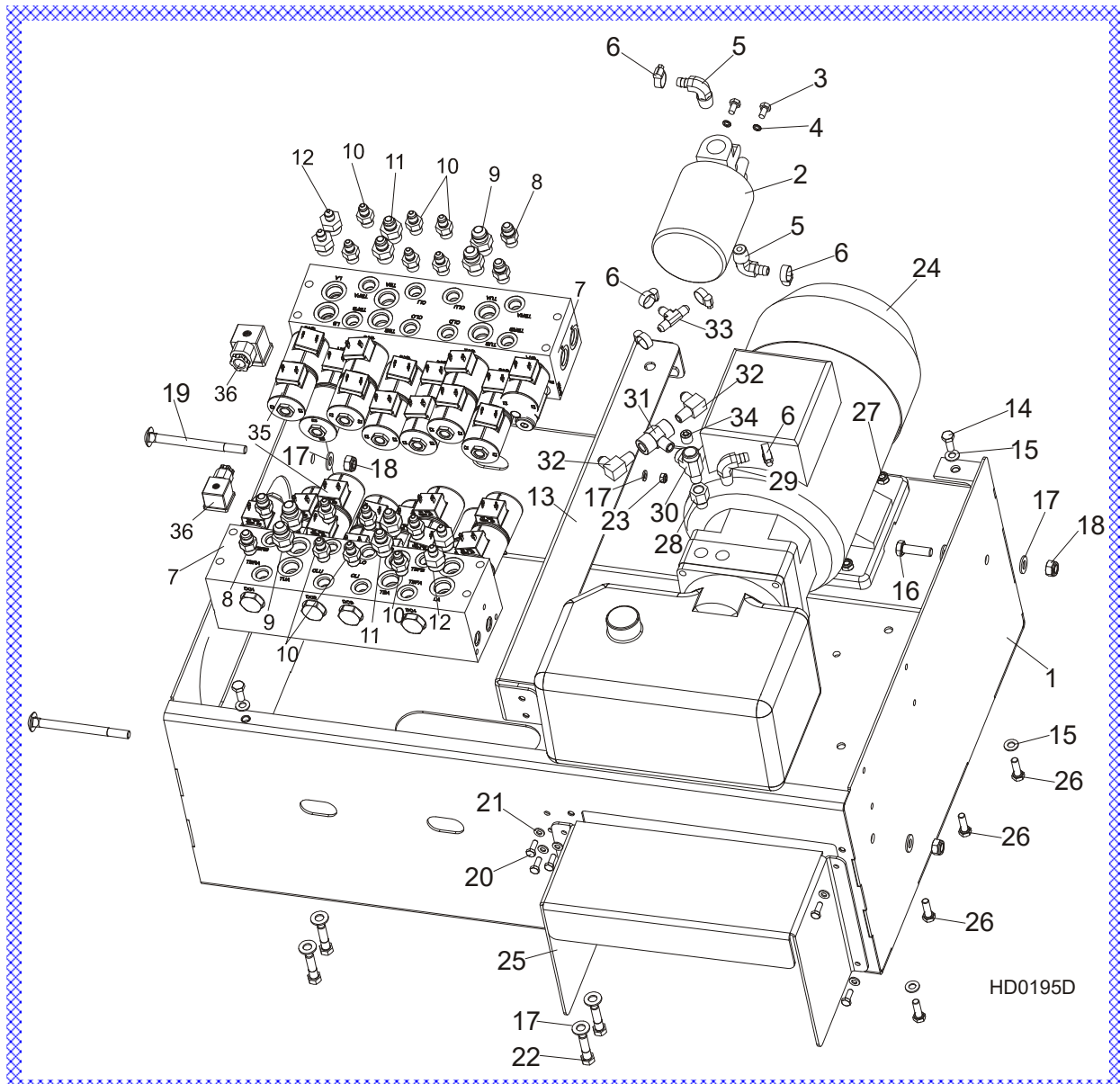
HYDRAULIC SYSTEM

Hydraulic Control Box, LT40/70 AC 14-Section

REF	DESCRIPTION (◆ indicates parts available in assemblies only)	PART #	QTY
-	BOX, LT40/70 AC 14-SECTION HYDRAULIC CON	541024	1
1	BOX WELDMENT, HYDRAULIC CONTROL	505946-1	1
2	BRACKET, AC HYDRAULIC BOX MOUNT - COMPLETE	086518-1	1
3	COVER, AC HYDRAULIC BOX FRONT	086484-1	1
4	GUARD, 10-SECTION RUBBER HYDRAULIC VALVE	091739	1
5	PLATE, 10-SECTION VALVE PAINTED	091826-1	1
6	VALVE, 7-SECTION AC HYDRAULIC	510560	2
7	GUARD, RUBBER VALVE DOUBLE	015079	1
8	PLATE FOR DECALS	505949-1	1
9	WASHER, 10.5 FLAT ZINC	F81055-1	27
10	BOLT, M10X25-8.8 HEX HEAD FULL THREAD ZINC	F81003-11	4
11	NUT, M10-8-B HEX NYLON ZINC LOCK	F81033-1	12
12	WASHER, 8.4 EXTERNAL TOOTH ZINC LOCK	F81054-3	4
13	BOLT, M8X20 8.8 HEX HEAD FULL THREAD ZIN	F81002-4	4
14	BOLT, M10X16-8.8 HEX HEAD FULL THREAD ZINC	F81003-13	3
15	BOLT, M10X35-8.8 HEX HEAD FULL THREAD ZIN	F81003-17	2
16	GROMET, WIRE	P04137	1
17	COVER, 80 MM RUBBER	089293	4
18	BRACKET, OIL FILTER	550029-1	2
19	WASHER, 6.4 FLAT ZINC	F81053-1	8
20	NUT, M6-8-B NYLON LOCK HEX ZINC	F81031-2	4
21	BOLT, M6X20-8.8 HEX HEAD FULL THREAD ZIN	F81001-2	4
22	MANIFOLD, W/FILTER	P22683	2
23	FITTING, 1/2NPT-3/8 BARB ELBOW	P12707	4
24	BOLT, 1/4-20X1/2 HEX HEAD	F05005-15	4
25	FITTING, #6 SAE 3/8"JIC ELBOW	P12704	1
26	FITTING, 6SAE MALE-1/4NPT FEMALE	014686	4
27	FITTING, 1/4NPT-3/8 BARB	014685	2
28	PUMP, AC.5.5KW 18.5L/MIN HYDRAULIC W/MOTOR	517840	2
29	FITTING, 3/8NPT-3/8 BARB ELBOW	P12708	2
30	FITTING, C3759X4 MALE TEE	015486	2
31	PLUG, 1/4-18 NPT W/EXTERNAL THREAD	096221	1
32	FITTING, 3/8JIC-1/4NPT 90L	015491	2
33	FITTING, 3/8 BARB TEE	015485	2
34	BOLT, M10X30 5.8 HEX HEAD FULL THREAD Z	F81003-2	8
35	COVER, HYDRAULIC BOX TOP	505948-1	1
36	BOLT, M10X20-5.8 HEX HEAD FULL THREAD ZINC	F81003-1	2
37	SWITCH, 2A 125V R-LEVER NO/NC/COM	014765	1
38	CAP, SR1086 22.2 DIA. HOLE	093544	2
39	FITTING, #6SAE 45 DEG ELBOW	015489	3
40	CLAMP, 11/16 WORM	061807	14
41	PLUG KIT FOR 500508	505060	1
42	HYDRAULIC AC 5.5KW- 2 PUMPS	532190-M	1
-	LEG, LEFT STATIONARY ADJUSTABLE	501639	4
43	TUBE WELDMENT, ADJUSTABLE LEG	507715-1	1
44	FOOT	586948-1	1
45	WASHER, 21 FLAT ZINC	F81059-2	2

REF	DESCRIPTION (◆ indicates parts available in assemblies only)	PART #	QTY
46	NUT, M20-8 HEX ZINC	F81037-1	2
47	WASHER, 10.5 FLAT ZINC	F81055-1	4
48	BOLT, M10X25-8.8 HEX HEAD FULL THREAD ZINC	F81003-11	4
49	NUT, M10-8-B HEX NYLON ZINC LOCK	F81033-1	4
50	PLATE, HYDRAULIC HOSE COVER - COMPLETE	504261-1	1
51	WASHER, 8.4 FLAT ZINC	F81054-1	8
52	NUT, M8-8-B HEX NYLON ZINC LOCK	F81032-2	4
53	BOLT, M8X20-5.8 HEX HEAD FULL THREAD ZINC	F81002-1	4
54	CONTACT ASSEMBLY, AC NEGATIVE	086624	1
55	CONTACT ASSEMBLY, AC POSITIVE	086625	1
56	HOSE, 2T 3/8X0.533 W9/16UNF-W9/16UNF HYDRAULIC	087775	1
57	HOSE, 2T3/8X1.100 W9/16UNF-W9/16UNF HYDRAULIC	093153	1
58	HOSE, 2T 3/8X0.533 W9/16UNF-W9/16UNF HYDRAULIC	094782	1
59	H22	505338	1
60	PLATE, RUBBER COVER MOUNT	540994-1	1
61	FITTING, 3/8 O-RING-3/8JIC	014687	4
62	FITTING, #4SAE-#6SAE 45 DEG ELBOW	015488	6
63	FITTING, 1/4JIC-3/8 O-RING	P26284	10
64	FITTING, 8SAE-3/8JIC	P12703	4
65	GUARD, 7-SECTION HYD. VALVE RUBBER	510566	1
66	PLATE, RUBBER GUARD MOUNTING	510567-1	1
67	BOLT, #10-24 X 1/2" SELF-TAPPING	F05015-7	20

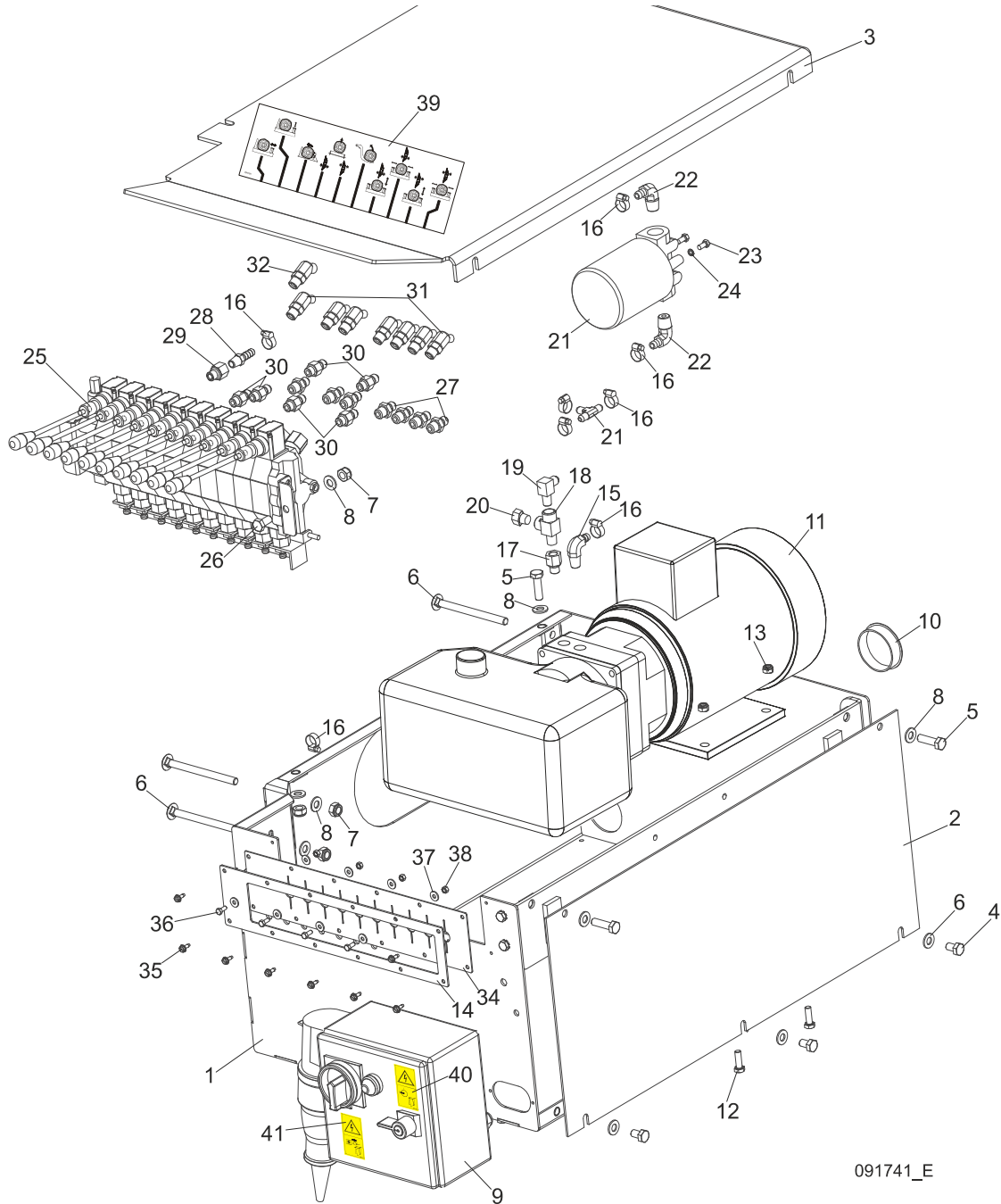
9.7 Hydraulic Control Box, LT40/70M Super (AC)



REF	DESCRIPTION (◆ indicates parts available in assemblies only)	PART #	QTY
	HYDRAULIC CONTROL BOX - LT70M SUPER (AC)	097529	1
1	BOX, LT70M SUPER HYDRAULIC CONTROL	095690-1	1
2	MANIFOLD, W/FILTER	P22683	1
3	BOLT, 1/4-20X1/2 HEX HEAD	F05005-15	2
4	WASHER, Z6.1 SPLIT LOCK ZINC	F81053-3	2
5	FITTING, 1/2NPT-3/8 BARB ELBOW	P12707	2
6	CLAMP, 11/16 WORM	P12739	6
7	VALVE, HYDR. 7 STATION EXP.12V	025688	2
8	FITTING, 3/8 O-RING-3/8JIC	014687	2
9	FITTING, #8 SAE X #8 JIC	028076	2
10	FITTING, 1/4JIC-3/8 O-RING	P26284	6

11	FITTING, 8SAE-3/8JIC	P12703	2
12	FITTING, 8 SAE-3/8 JIC	036759	2
13	BAR, LT70M SUPER HYDRAULIC VALVE STATION	095686-1	1
14	BOLT, M8X20 8.8 HEX HEAD FULL THREAD ZIN	F81002-4	4
15	WASHER, 8.4 FLAT ZINC	F81054-1	8
16	BOLT, M10X35-8.8 HEX HEAD FULL THREAD ZIN	F81003-17	2
17	WASHER, 10.5 FLAT ZINC	F81055-1	14
18	NUT, M10-8-B HEX NYLON ZINC LOCK	F81033-1	4
19	BOLT, M10X120 8.8 CARRIAGE ZINC	F81003-33	2
20	BOLT, M6X16 8.8 FE/ZN5 PN-M/82105	F81001-15	8
21	WASHER, 6.4 FLAT ZINC	F81053-1	10
22	BOLT, 3/8-16 X 1 1/2" HEX HEAD	F05007-3	8
23	NUT, M6-8-B NYLON LOCK HEX ZINC	F81031-2	2
24	PUMP, AC-4KW (Q=14,5L/MIN.) HYDRAULIC W/MOTOR	500958	1
	MOTOR, AC-4KW HYDRAULIC PUMP	092258	1
	POMPA AGREGATU AC-4KW	097782	1
	PLATE, AC-4KW HYDRAULIC CONNECTING	097783	1
	SEAL, AC-4KW HYDRAULIC COMPLETE	097784	1
25	COVER, M SUPER HYDRAULIC BOX	501434-1	1
26	BOLT, M8X30 8.8 HEX HEAD FULL THREAD ZIN	F81002-7	3
27	NUT, M8-8-B HEX NYLON ZINC LOCK	F81032-2	3
28	FITTING, 6SAE MALE-1/4NPT FEMALE	014686	1
29	FITTING, 3/8NPT-3/8 BARB ELBOW	P12708	1
30	FITTING, C3759X4 MALE TEE	P09141	1
31	FITTING, C3759X4 MALE TEE	015486	1
32	FITTING, 3/8JIC-1/4NPT 90L	015491	2
33	FITTING, 3/8 BARB TEE	015485	1
34	PLUG, 1/4-18 NPT W/EXTERNAL THREAD	096221	1
35	COIL, 24V DC	025835	30
36	VALVE CONNECTOR, WITH BUILD-IN LED	094556	30
	COVER, LT70M SUPER HYDRAULIC BOX	097528-1	1

9.8 Hydraulic Control Box, LT40/70 Series AHS2/3/4



091741_E

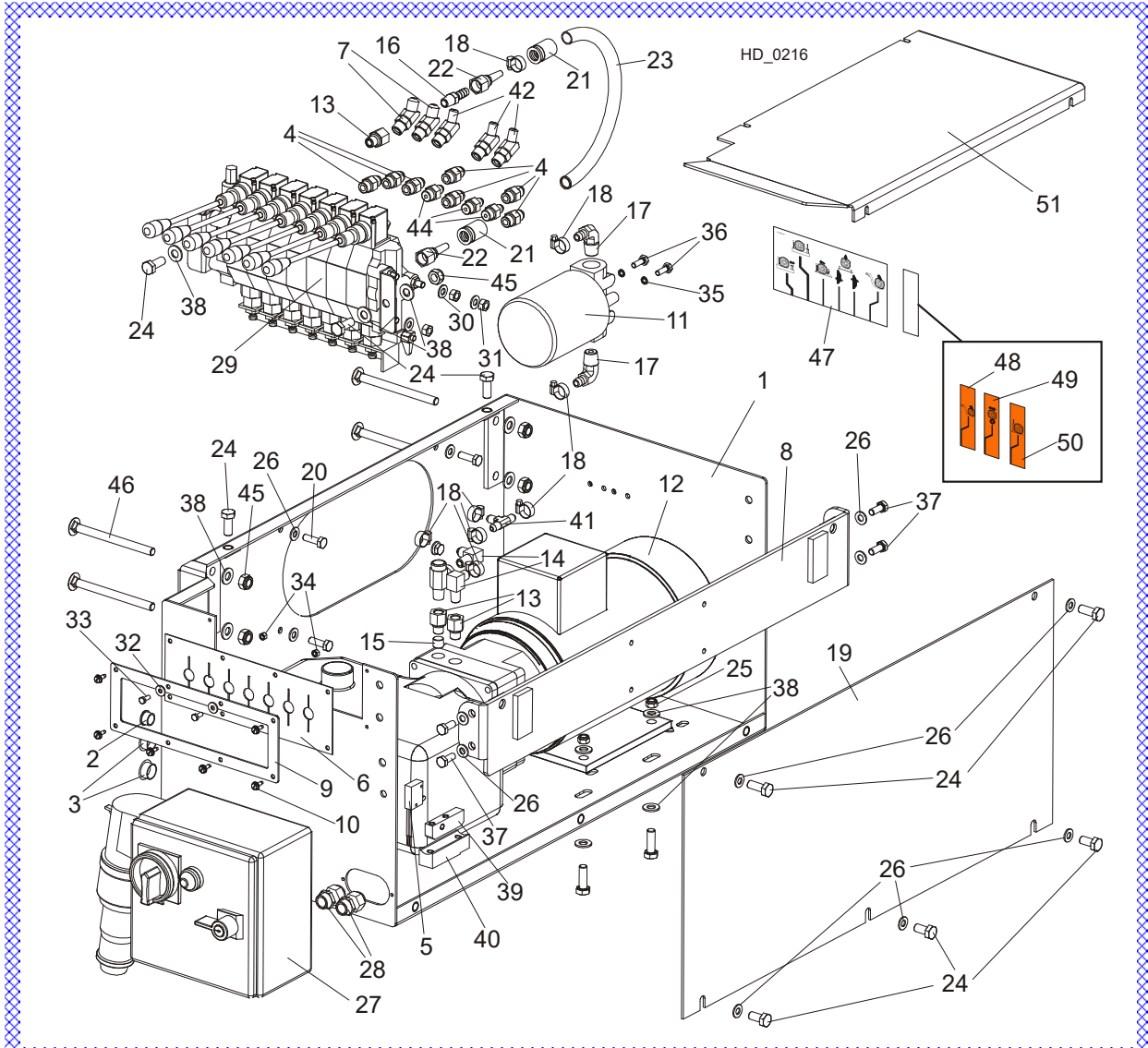
REF	DESCRIPTION (◆ indicates parts available in assemblies only)	PART #	QTY
	BOX ASSEMBLY, LT40 AH5 HYDRAULIC CONTROL	529930 ¹	1
	BOX ASSEMBLY, LT40 AH5 HYDRAULIC CONTROL	527085 ²	1
1	BOX WELDMENT, HYDRAULIC PUMP HOUSING	545691-1	1
	BRACKET, AC HYDRAULIC BOX MOUNT - COMPLETE	086518-1	1
	BOLT, M8X20 8.8 HEX HEAD FULL THREAD ZIN	F81002-4	4
	WASHER, 8.4 EXTERNAL TOOTH ZINC LOCK	F81054-3	4
2	COVER, AC HYDRAULIC BOX FRONT	086484-1	1
3	COVER, AC/DC HYDRAULIC PUMP HOUSING TOP	091734-1	1

4	BOLT, M10X16-8.8 HEX HEAD FULL THREAD ZINC	F81003-13	3
5	BOLT, M10X35-8.8 HEX HEAD FULL THREAD ZIN	F81003-17	4
6	BOLT, M10X125 CARRIAGE	F81003-34	4
7	NUT, M10-8-B HEX NYLON ZINC LOCK	F81033-1	6
8	WASHER, 10.5 FLAT ZINC	F81055-1	13
9	BOX, LT40/70 ELECTRICAL	566251	1
	DOOR, 566251 200X300X150 ELECTRIC BOX	084686	1
	SWITCH, AAB OT16E3	089801	1
	CONTACTOR, LC1K0910B7	084451	1
	SWITCH, C60N 24395	084454	1
	CIRCUIT BREAKER, C60N 1P 2A 24396	088278	1
	PHASE SUPPLY CONTROL RELAY, 72.31.8.400.0000	501016	1
	TIME RELAY, RELPOL MT-TUA-17S-11-92	501015	1
	THERMAL OVERLOAD RELAY, LR2 K0316	084456	1
10	CAP, HSA2790 (63.6 DIA.)	092859	1
11	PUMP, AC.5.5KW 18.5L/MIN HYDRAULIC W/MOTOR	517840	1
12	BOLT, M8X30 8.8 HEX HEAD FULL THREAD ZIN	F81002-7	4
13	NUT, M8-8-B HEX NYLON ZINC LOCK	F81032-2	4
14	PLATE, 10-SECTION VALVE PAINTED	091826-1	1
15	FITTING, 3/8NPT-3/8 BARB ELBOW	P12708	1
16	CLAMP, 11/16 WORM	P12739	8
17	FITTING, 6SAE MALE-1/4NPT FEMALE	014686	1
18	FITTING, C3759X4 MALE TEE	015486	1
19	FITTING, 3/8JIC-1/4NPT 90L	015491	1
20	PLUG, 1/4-18 NPT W/EXTERNAL THREAD	096221	1
21	MANIFOLD, W/FILTER	P22683	1
22	FITTING, 1/2NPT-3/8 BARB ELBOW	P12707	2
23	BOLT, 1/4-20X1/2 HEX HEAD	F05005-15	2
24	WASHER, Z6.1 SPLIT LOCK ZINC	F81053-3	2
25	VALVE, HDS11/10-6 10-SECTION	091344	1
26	BOLT, M10X20-5.8 HEX HEAD FULL THREAD ZINC	F81003-1	2
27	FITTING, 1/4JIC-3/8 O-RING	P26284	7
28	FITTING, 1/4NPT-3/8 BARB	014685	1
29	FITTING, 6SAE MALE-1/4NPT FEMALE	014686	1
30	FITTING, 3/8 O-RING-3/8JIC	014687	6
31	FITTING, #4SAE #6SAE 45 DEG ELBOW	015488	7
32	FITTING, #6SAE 45 DEG ELBOW	015489	1
33	PLATE, 10-SECTION VALVE PAINTED	091826-1	1
34	GUARD, 10-SECTION RUBBER HYDRAULIC VALVE	091739	1
35	BOLT, #10-24 X 1/2" SELF-TAPPING	F05015-7	8
36	BOLT, M5 X 12-5.8 HEX HEAD FULL THREAD Z	F81000-5	4
37	WASHER, 5.5 SPECIAL FLAT ZINC-PLATED	F81052-3	8
38	NUT, M5-8 HEX ZINC	F81030-1	4
39	DECAL, DH5 HYDRAULIC CONTROL BOX	094795	1
	DECAL, DH7 HYDRAULIC CONTROL BOX	094970	1
40	14	096316	1
41	15	096319	1

¹ Belongs to LT40/70 AHS2

² Belongs to LT40/70 AHS3/4

9.9 Hydraulic Control Box, LT40/70 AHS2



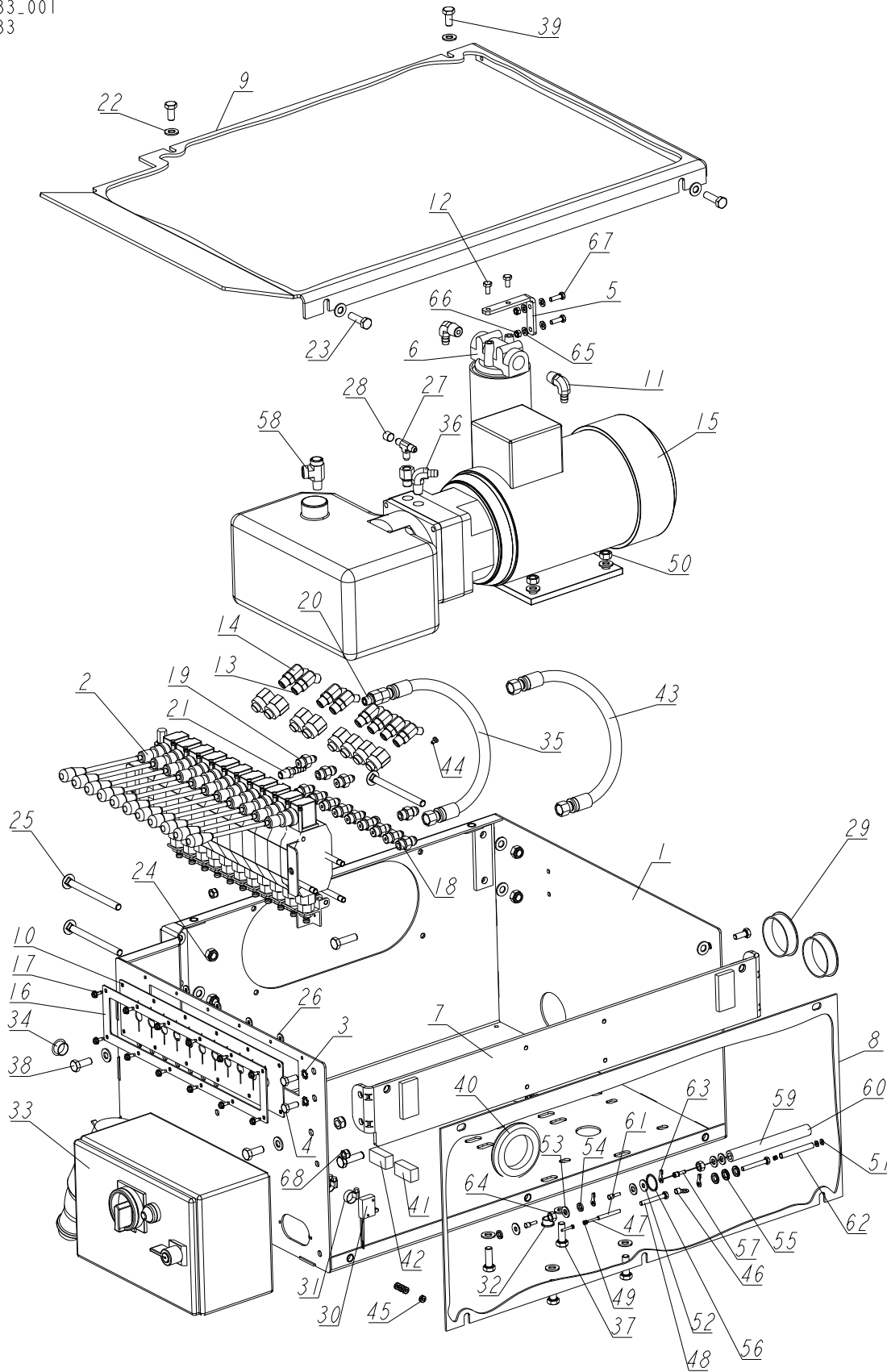
REF	DESCRIPTION (◆ indicates parts available in assemblies only)	PART #	QTY
	BOX, AH 7-SECTION LT40/70 HYDRAULIC CONTROL	510563	1
1	BOX WELDMENT, HYDRAULIC	555345-1	1
2	BUSHING, 15.9 UB625 NYLON	086816	1
3	CAP, SR1086 22.2 DIA. HOLE	093544	2
4	FITTING, 3/8 O-RING-3/8JIC	014687	7
5	SWITCH, 2A 125V R-LEVER NO/NC/COM	014765	1
6	GUARD, 7-SECTION HYD. VALVE RUBBER	510566	1
7	FITTING, #6SAE 45 DEG ELBOW	015489	2
8	BRACKET, AC HYDRAULIC BOX MOUNT - COMPLETE	086518-1	1
9	PLATE, RUBBER GUARD MOUNTING	510567-1	1
10	SCREW, #10-24x1/2 SELF-TAPPING	F05015-7	5
11	MANIFOLD, W/FILTER	P22683	1
12	PUMP, AC 5.5KW 18.5L/MIN HYDRAULIC W/MOTOR	517840	1
13	FITTING, 6SAE MALE-1/4NPT FEMALE	014686	3
14	FITTING, 3/8JIC-1/4NPT 90L	015491	2

15	PLUG, 1/4-18 NPT W/EXTERNAL THREAD	096221	2
16	FITTING, 1/4NPT-3/8 BARB	014685	1
17	FITTING, 1/2NPT-3/8 BARB ELBOW	P12707	2
18	CLAMP, 11/16 WORM	061807	8
19	COVER, AC HYDRAULIC BOX FRONT	086484-1	1
20	BOLT, M8 X 25-8.8-B HEX HEAD FULL THREAD	F81002-5	4
	HOSE, 2T 3/8X0.533 W9/16UNF-W9/16UNF HYDRAULIC	087775	1
21	CRIMP SOCKET 3/8" HYDRAULIC HOSE	085901	2
22	FITTING, JIC 9/16-18 HYDRAULIC	085900	2
23	HOSE, 3/8" (C/S-20MPa)P/N8106-6-06 HYDRAULIC	R02132	1
24	BOLT, M10X25-8.8 HEX HEAD FULL THREAD ZINC	F81003-11	6
25	NUT, M8-8-B HEX NYLON ZINC LOCK	F81032-2	4
26	WASHER, 8.4 FLAT ZINC	F81054-1	13
27	BOX, LT40/70 ELECTRICAL	566251	1
	DOOR, 566251 200x300x150 ELECTRIC BOX	084686	1
28	GLAND, DW11/H CABLE	085388	2
29	VALVE, 7-SECTION AC HYDRAULIC	510560	1
30	WASHER, 8.4 FLAT ZINC	F81054-1	6
31	NUT, M8-8-B HEX ZINC	F81032-1	6
32	WASHER, 5.5 SPECIAL FLAT ZINC	F81052-3	2
33	BOLT, M5 X 12-5.8 HEX HEAD FULL THREAD Z	F81000-5	2
34	NUT, M5-8 HEX ZINC	F81030-1	2
35	WASHER, Z6.1 SPLIT LOCK ZINC	F81053-3	2
36	BOLT, 1/4-20X3/4 FT HHC	F05005-1	2
37	BOLT, M8X20 8.8 HEX HEAD FULL THREAD ZIN	F81002-4	4
38	WASHER, 10.5 FLAT ZINC	F81055-1	16
39	CONTACT, HYDRAULIC POWER SUPPLY (POSITIVE)	015253	1
40	CONTACT, HYDRAULIC POWER SUPPLY (GROUND)	015264	1
41	FITTING, 3/8 BARB TEE	015485	1
42	FITTING, #4SAE-#6SAE 45 DEG ELBOW	015488	3
43	BOLT, M10X30 5.8 HEX HEAD FULL THREAD Z	F81003-2	4
44	FITTING, 1/4JIC-3/8 O-RING	P26284	3
45	NUT, M10-8-B HEX NYLON ZINC LOCK	F81033-1	6
46	BOLT, M10X125 CARRIAGE	F81003-34	4
47	DECAL, HYDRAULIC CONTROL SUPER y97 (ENGL	015364-A1	1
48	DECAL, ADDITIONAL HYDRAULIC SECTION - LOG LOADER	511426 ¹	1
49	DECAL, ADDITIONAL HYDRAULIC SECTION - POWER ROLLER	511427 ¹	1
50	DECAL, ADDITIONAL HYDRAULIC SECTION - SIDE SUPPORT	511428 ¹	1
51	COVER, AC HYDRAULIC BOX TOP	086485-1	1

¹ Depending on order

9.10 Hydraulic Control Box, AC 11-Section

528383_001
528383



HYDRAULIC SYSTEM

Hydraulic Control Box, AC 11-Section

9

REF	DESCRIPTION (◆ indicates parts available in assemblies only)	PART #	QTY
-	BOX, AH 11-SECTION HYDRAULIC	528383	1
1	BOX WELDMENT, HYDRAULIC	545691-1	1
2	VALVE, 11-SECTION HDS11/10 HYDRAULIC	510568	1
3	WASHER, 8.4 EXTERNAL TOOTH ZINC LOCK	F81054-3	4
4	BOLT, M8X20 8.8 HEX HEAD FULL THREAD ZIN	F81002-4	4
5	BRACKET, OIL FILTER	550029-1	1
6	MANIFOLD, W/FILTER	P22683	1
7	BRACKET, AC HYDRAULIC BOX MOUNT - COMPLETE	086518-1	1
8	COVER, AC HYDRAULIC BOX FRONT	086484-1	1
9	COVER, AC/DC HYDRAULIC PUMP HOUSING TOP	091734-1	1
10	COVER, 11-SECTION VALVE RUBBER	518926	1
11	FITTING, 1/2NPT-3/8 BARB ELBOW	P12707	2
12	BOLT, 1/4-20X1/2 HEX HEAD	F05005-15	2
13	FITTING, #6SAE 45 DEG ELBOW	015489	3
14	FITTING, #4SAE-#6SAE 45 DEG ELBOW	015488	6
15	PUMP, AC-4KW (Q=14,5L/MIN.) HYDRAULIC W/	500958	1
16	COVER, 11-SECTION VALVE GUARD	510571-1	1
17	BOLT, #10-24 X 1/2" SELF-TAPPING	F05015-7	12
18	FITTING, 3/8 O-RING-3/8JIC	014687	3
19	FITTING, 1/4JIC-3/8 O-RING	P26284	10
20	FITTING, 6SAE MALE-1/4NPT FEMALE	014686	2
21	FITTING, 1/4NPT-3/8 BARB	014685	1
22	WASHER, 10.5 FLAT ZINC	F81055-1	21
23	BOLT, M10X35-8.8 HEX HEAD FULL THREAD ZIN	F81003-17	8
24	NUT, M10-8-B HEX NYLON ZINC LOCK	F81033-1	6
25	BOLT, M10X125 CARRIAGE	F81003-34	4
26	WASHER, 5.5 SPECIAL FLAT ZINC	F81052-3	4
27	FITTING, 3/8 BARB TEE	015485	1
28	PLUG, 1/4-18 NPT W/EXTERNAL THREAD	096221	1
29	CAP, HSA2790 (63.6 DIA.)	092859	2
30	SWITCH, 2A 125V R-LEVER NO/NC/COM	014765	1
31	CLAMP, 11/16 WORM	061807	4
32	BUSHING, 15.9 UB625 NYLON	086816	1
33	BOX, LT40/70 ELECTRICAL	566251	1
	DOOR, 566251 200x300x150 ELECTRIC BOX	084686	1
34	CAP, SR1086 22.2 DIA. HOLE	093544	1
35	HOSE, 2T 3/8X0.533 W9/16UNF-W9/16UNF HYDRAULIC	094782	1
36	FITTING, 3/8NPT-3/8 BARB ELBOW	P12708	1
37	BOLT, DIN933-M10X30-8.8-A2E HEX HEAD FUL	F81003-111	4
38	BOLT, M10X25-8.8 HEX HEAD FULL THREAD ZINC	F81003-11	2
39	BOLT, ISO 4017-M10X20-8.8-A2E HEX HEAD	F81003-53	2
40	GROMMET, 55MM DIA. RUBBER	085614	2
41	CONTACT ASSEMBLY, AC NEGATIVE	086624	1
42	CONTACT ASSEMBLY, AC POSITIVE	086625	1
43	HOSE, 2T 3/8X0.533 W9/16UNF-W9/16UNF HYDRAULIC	087775	1
44	NOZZLE, D092 1MM DIA. PROPANE-BUTANE GAS	091007	1
45	NUT, #10-24 SELF-LOCKING HEX	F05010-14	4



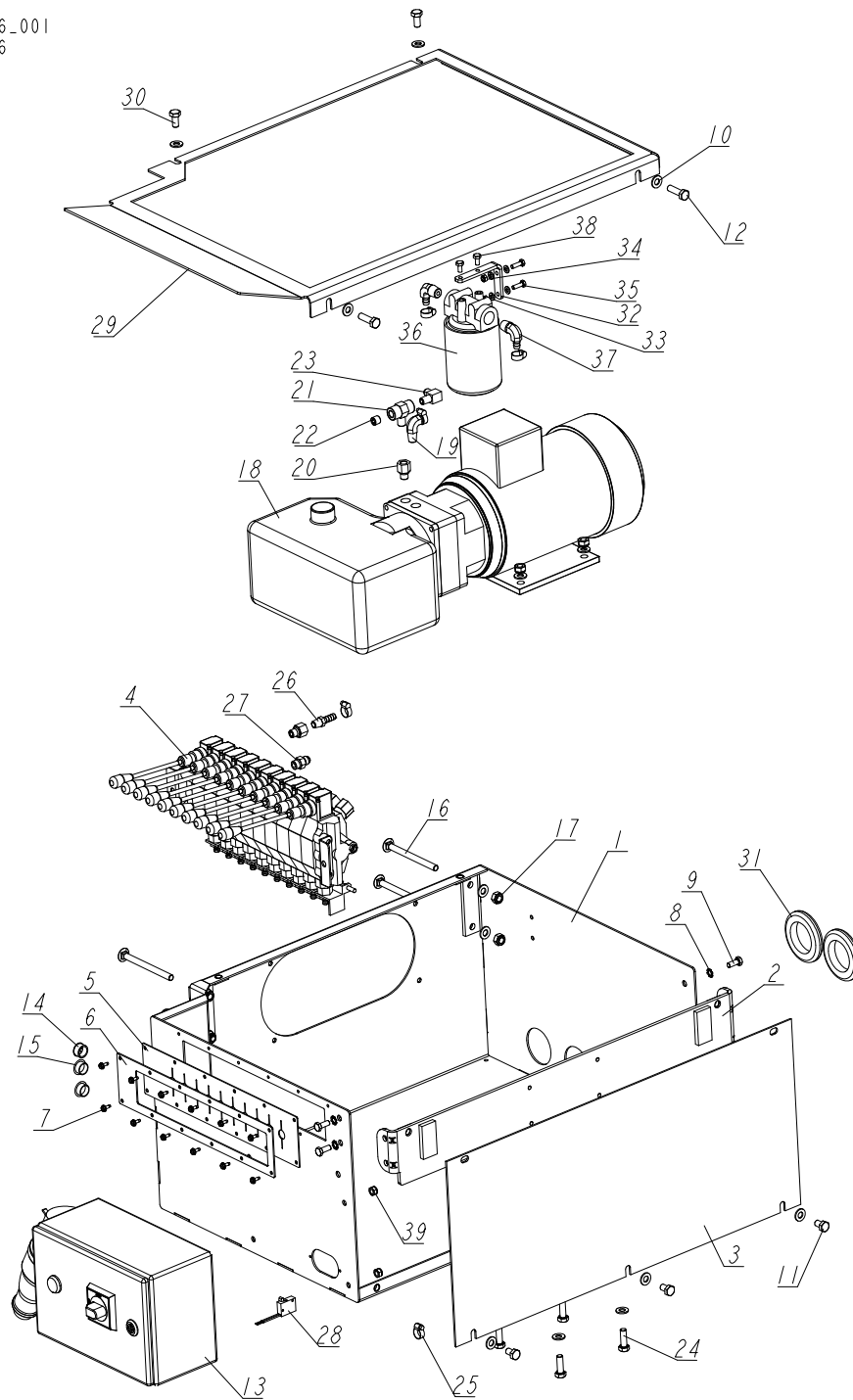
HYDRAULIC SYSTEM

Hydraulic Control Box, AC 11-Section

REF	DESCRIPTION (◆ indicates parts available in assemblies only)	PART #	QTY
46	TERMINAL, KO1/8 RING	F05092-7	1
47	SCREW, M3 X 20-5.8	F81000-8	2
48	BOLT, M6X45-8.8 HEX HEAD ZINC	F81001-6	2
49	NUT, M3-6 ZINC	F81028-2	2
50	NUT, M10-8-B HEX ZINC	F81033-3	4
51	WASHER, 4.3 FE/ZN5 PN-M/82005	F81051-2	2
52	WASHER, 6.5 FLAT	F81053-11	2
53	WASHER, 8.4 FLAT ZINC	F81054-1	4
54	WASHER, 8.2 SPLIT LOCK ZINC	F81054-4	3
55	WASHER, Z 10.2 SPLIT LOCK ZINC	F81055-2	4
56	WASHER, 22X26 COPPER	F81061-5	1
57	FERRULE, HI 1/6 WIRE	F81083-3	9
58	FITTING, C3759X4 MALE [TT]	P09141	1
59	HOSE, 3/8" LOW PRESSURE HYDRAULIC	R01892-1	1
60	CABLE, LGY 1MM2 RED	R80583-2	1
61	CABLE, OLFLEX 400P 4G1 (DRUM)	R80583-6	1
62	HOSE, PCV 8X1 BLACK	R80610-1	1
63	TERMINAL, KO 2.5/5 RING	F81064-1	3
64	NUT, M8-8-B HEX ZINC	F81032-1	2
65	WASHER, 6.4 FLAT ZINC	F81053-1	4
66	NUT, M6-8-B NYLON LOCK HEX ZINC	F81031-2	2
67	BOLT, M6X20-8.8 HEX HEAD FULL THREAD ZIN	F81001-2	2
68	NUT, M8-8-B HEX NYLON ZINC LOCK	F81032-2	4

9.11 Hydraulic Control Box, LT40/LT70 AC 10-Section

506446_001
506446



REF	DESCRIPTION (◆ indicates parts available in assemblies only)	PART #	QTY
-	BOX, 10-SECTION LT40/70AC BX24 HYDRAULIC - COMPLETE	506446	1
1	BOX WELDMENT, HYDRAULIC	545691-1	1
2	BRACKET, AC HYDRAULIC BOX MOUNT - COMPLE	086518-1	1
3	COVER, AC HYDRAULIC BOX FRONT	086484-1	1
4	VALVE, HDS11/10-6 10-SECTION	091344SUB	1



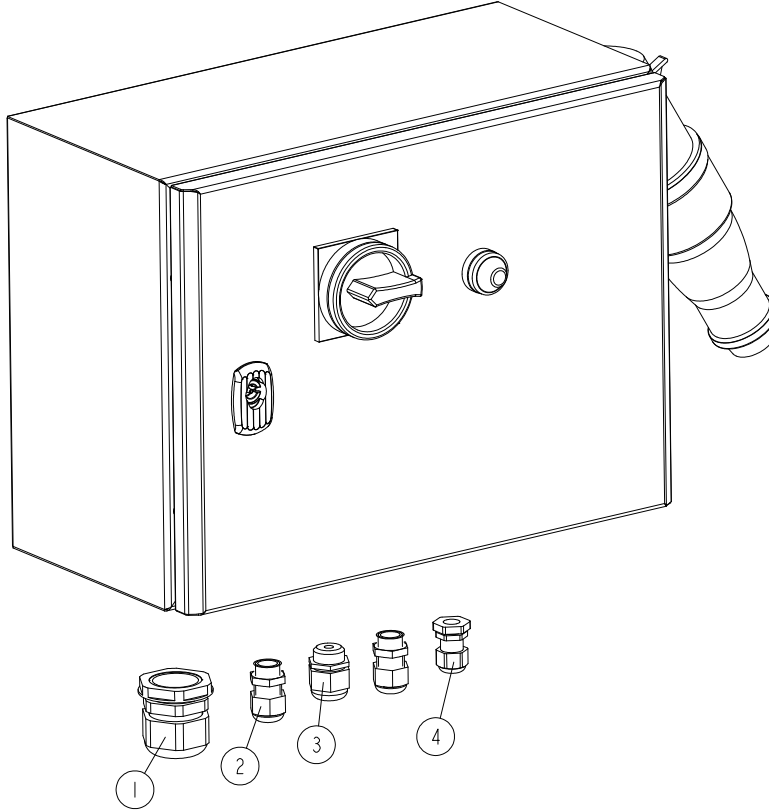
HYDRAULIC SYSTEM

Hydraulic Control Box, LT40/LT70 AC 10-Section

REF	DESCRIPTION (◆ indicates parts available in assemblies only)	PART #	QTY	
5	GUARD, 10-SECTION RUBBER HYDRAULIC VALVE	091739	1	
6	PLATE, 10-SECTION VALVE	091826-1	1	
7	BOLT, #10-24 X 1/2" SELF-TAPPING	F05015-7	12	
8	WASHER, 8.4 EXTERNAL TOOTH ZINC LOCK	F81054-3	4	
9	BOLT, M8X20 8.8 HEX HEAD FULL THREAD ZINC	F81002-4	4	
10	WASHER, 10.5 FLAT ZINC	F81055-1	19	
11	BOLT, M10X16-8.8 HEX HEAD FULL THREAD ZINC	F81003-13	3	
12	BOLT, M10X35-8.8 HEX HEAD FULL THREAD ZIN	F81003-17	2	
13	BOX, ELECTRIC LT40/70	566251-M	1	
14	GROMET, WIRE	P04137	1	
15	CAP, SR1086 22.2 DIA. HOLE	093544	2	
16	BOLT, M10X125 CARRIAGE	F81003-34	4	
17	NUT, M10-8-B HEX NYLON ZINC LOCK	F81033-1	8	
18	PUMP, AC-4KW (Q=14,5L/MIN.) HYDRAULIC W/	500958	1	
19	FITTING, 3/8NPT-3/8 BARB ELBOW	P12708	1	
20	FITTING, 6SAE MALE-1/4NPT FEMALE	014686	2	
21	FITTING, C3759X4 MALE TEE	015486	1	
22	PLUG, 1/4-18 NPT W/EXTERNAL THREAD	096221	1	
23	FITTING, 3/8JIC-1/4NPT 90L	015491	1	
24	BOLT, M10X30 5.8 HEX HEAD FULL THREAD Z	F81003-2	4	
25	CLAMP, 11/16 WORM	061807	7	
26	FITTING, 1/4NPT-3/8 BARB	014685	1	
27	FITTING, 3/8 O-RING-3/8JIC	014687	1	
28	SWITCH, 2A 125V R-LEVER NO/NC/COM	014765	1	
29	COVER, AC/DC HYDRAULIC PUMP HOUSING TOP	091734-1	1	
30	BOLT, ISO 4017-M10X20-8.8-A2E HEX HEAD	F81003-53	2	
31	GROMMET, 55MM DIA. RUBBER	085614	2	
32	BRACKET, OIL FILTER	550029-1	1	
33	WASHER, 6.4 FLAT ZINC	F81053-1	4	
34	NUT, M6-8-B NYLON LOCK HEX ZINC	F81031-2	2	
35	BOLT, M6X20-8.8 HEX HEAD FULL THREAD ZIN	F81001-2	2	
36	MANIFOLD, W/FILTER	P22683	1	
37	FITTING, 1/2NPT-3/8 BARB ELBOW	P12707	2	
38	BOLT, 1/4-20X1/2 HEX HEAD	F05005-15	2	
39	NUT, M8-8-B HEX NYLON ZINC LOCK	F81032-2	4	

9.12 Hydraulic Electrical Box, AC

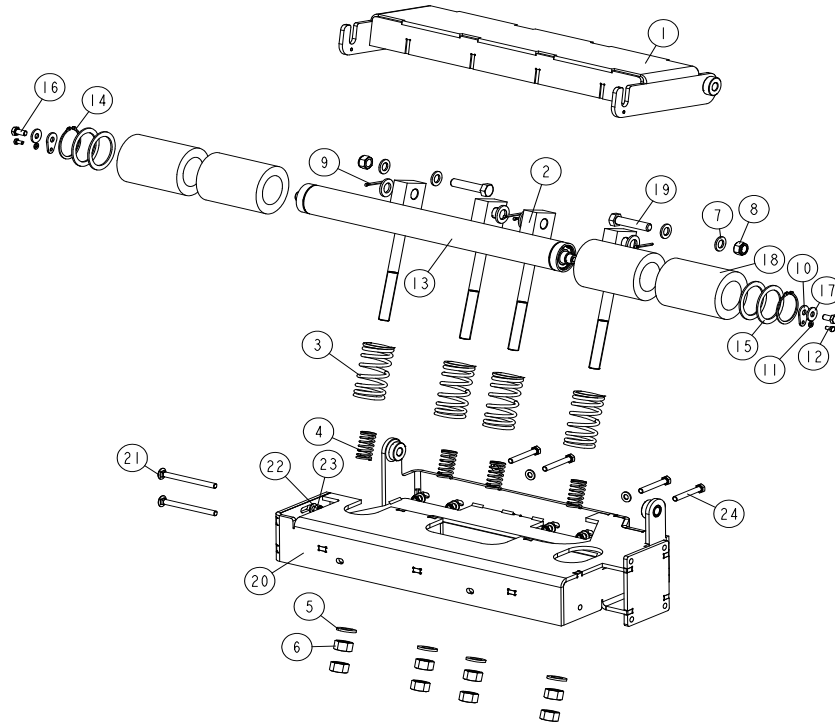
557003-RC_001
557003-RC



REF	DESCRIPTION (◆ indicates parts available in assemblies only)	PART #	QTY	
-	BOX, AC ELECTRICAL	557003-RC	1	
1	GLAND, PG29 CABLE	F81096-1	1	
2	GLAND, DW11/H CABLE	085388	2	
3	GLAND, DP 13/H CABLE	F81096-4	1	
4	GLAND, DP9/H CABLE	F81096-2	1	

9.13 Shock Absorber Assembly - Option for Sawmills Equipped with Hydraulics

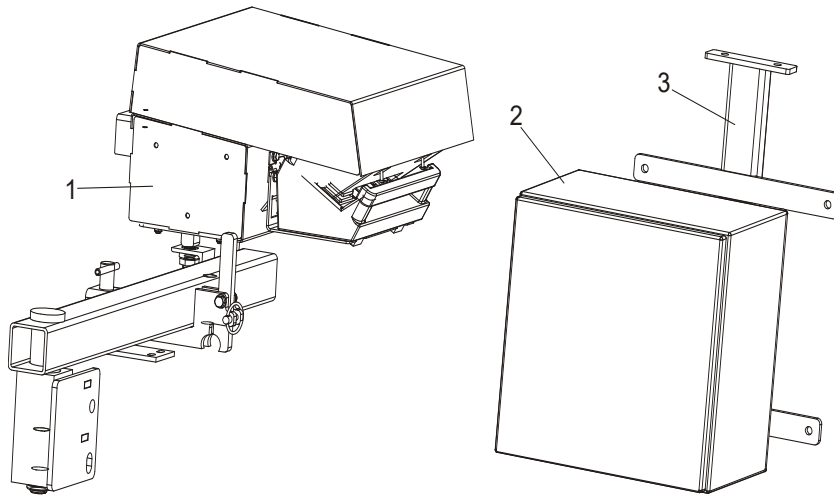
550191_001
550191_MANUAL



REF	DESCRIPTION (◆ indicates parts available in assemblies only)	PART #	QTY
-	SHOCK ABSORBER, SHORT	550191	1
-	SHORT ROLLER, SHOCK ABSORBER	550192	1
1	ROLLER PLATE, SHOCK ABSORBER	550189-1	1
2	ROD WELDMENT, BUMPER SPRING	510818-1	4
3	SPRING, 110X46X6.5 CUSHION	510815	4
4	SPRING, 60X23X3	088992	4
5	WASHER, 21 FLAT ZINC	F81059-2	8
6	NUT, M20-8 HEX ZINC	F81037-1	8
7	WASHER, 17 FLAT ZINC	F81058-1	4
8	NUT, M16,HEX, NYLON ZINC LOCK	F81036-2	2
9	PIN, 4X30 COTTER ZINC-PLATED	F81043-22	4
10	WASHER, WM4000 ROLLER MOUNTING	510874-1	2
11	WASHER, 6.4 FLAT ZINC	F81053-1	2
12	BOLT, M6X12-8.8-ZINC	F81001-7	2
-	ROLLER W/RUBBER BUSHING	527048	1
13	ROLLER, FRAME M/S	527044-1	1
14	RING, Z60 OUTSIDE RETAINING	F81090-62	2
15	RING, 61/80X3 SPACER	515895	4
16	BOLT, M10X20-5.8 HEX HEAD FULL THREAD ZINC	F81003-1	2
17	WASHER, 10.5 SPECIAL FLAT ZINC	F81055-6	2

REF	DESCRIPTION (◆ indicates parts available in assemblies only)	PART #	QTY	
18	ROLLER, RUBBER	517493	4	
19	BOLT, M1 6X75-8.B-B HEX HEAD FULL THREAD	F81006-10	2	
20	FRAME, SHORT TABLE	550187-1	1	
21	BOLT, M10X125 CARRIAGE	F81003-34	2	
22	WASHER, 10.5 FLAT ZINC	F81055-1	10	
23	NUT, M10-8-B HEX NYLON ZINC LOCK	F81033-1	6	
24	BOLT, M10X75-8.8 HEX HEAD ZINC	F81003-15	4	

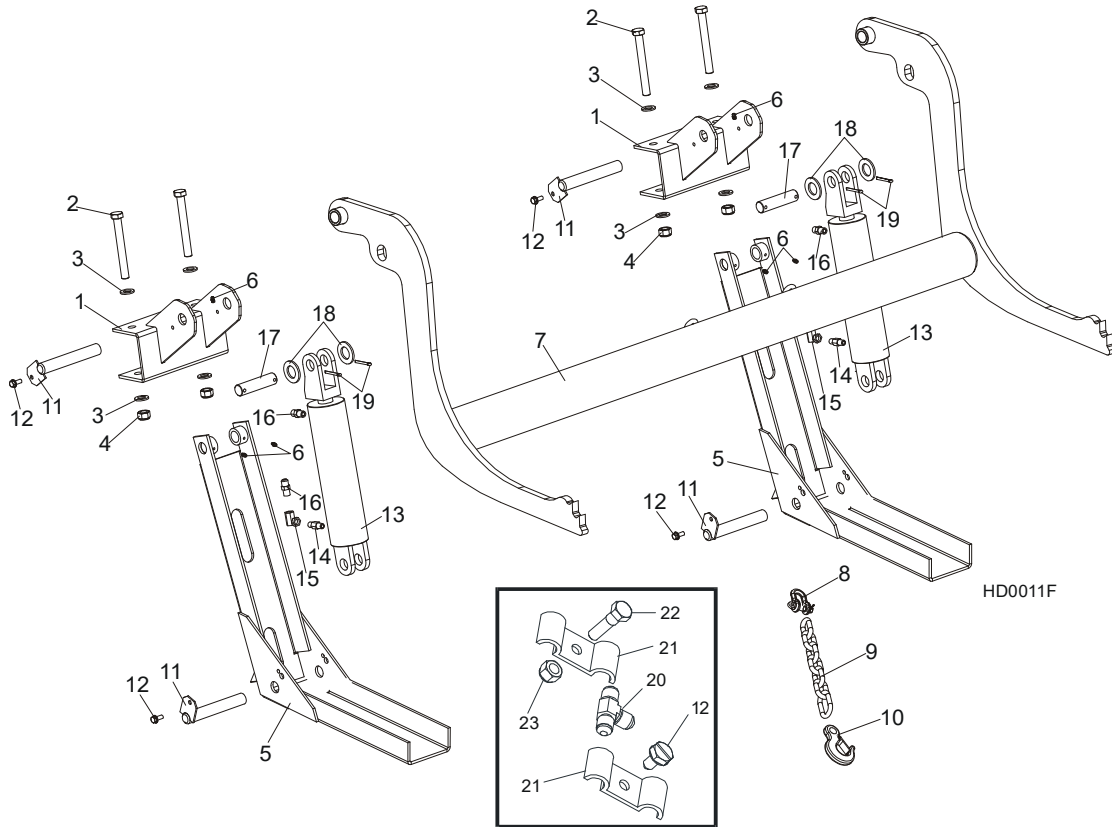
9.14 Wireless Control Assembly (Option)



70_007a

REF	DESCRIPTION (◆ indicates parts available in assemblies only)	PART #	QTY
1	BOX ASSEMBLY, LT70M SUPER HYDRAULIC CONTROL	096999	1
2	ELECTRIC BOX, WIRELESS CONTROL	096989	1
3	BRACKET, WIRELESS CONTROL ELECTRIC BOX	096930-1	1

9.15 Hydraulic Log Loader, S/M Frame



REF	DESCRIPTION (◆ indicates parts available in assemblies only)	PART #	QTY
	LOADER, 2-ARM HYDRAULIC LOG - COMPLETE	092863	1
1	BRACKET, HYDRAULIC LOG LOADER	087938-1	1
2	BOLT, M16X140-8.8 HEX HEAD ZINC	F81006-4	4
3	WASHER, 17 FLAT ZINC	F81058-1	8
4	NUT, M16,HEX, NYLON ZINC LOCK	F81036-2	4
	CHANNEL, LOG LOADER FOOT - COMPLETE	090049	2
5	CHANNEL, LOG LOADER FOOT	090048-1	2
6	FITTING, 3/16X3/16 STRAIGHT GREASE	P04107	6
	LOADER, LOG - COMPLETE (9.5M FRAME)	090044	1
7	LOADER, LOG	090006-1	1
8	SHACKLE, M-D .63	086540	1
9	CHAIN, TIE DOWN ASSEMBLY	A04376	1
10	HOOK, 5/8 SAFTEY CHAIN	P12075	1
11	PIN WELDMENT, LOG LOADER PAINTED	W09446-1	4
12	BOLT, 5/16-18 X 3/4 SELF-TAPPING	F05015-30	4
	CYLINDER ASSY, LOG LOADING SUPER	015562	2
13	CYLINDER, CJ-S95-16-70/32/203 HYDRAULIC	088680	1
	GASKET, WM 70/32H178AU(088589)(088680)	589503-S	1
14	FITTING, 1/4NPT VELOCITY FUSE 5.0GPM	015750	2
15	FITTING, 1/4NPT-1/4JIC SWIVEL ELBOW	P12199	2
16	FITTING, 3/8" JIC - 1/4" NPT STRAIGHT	015560	4
17	PIN, HYDRAULIC CYLINDER ZINC-PLATED	086979-1	2
18	WASHER, 28 FLAT ZINC	F81061-1	4

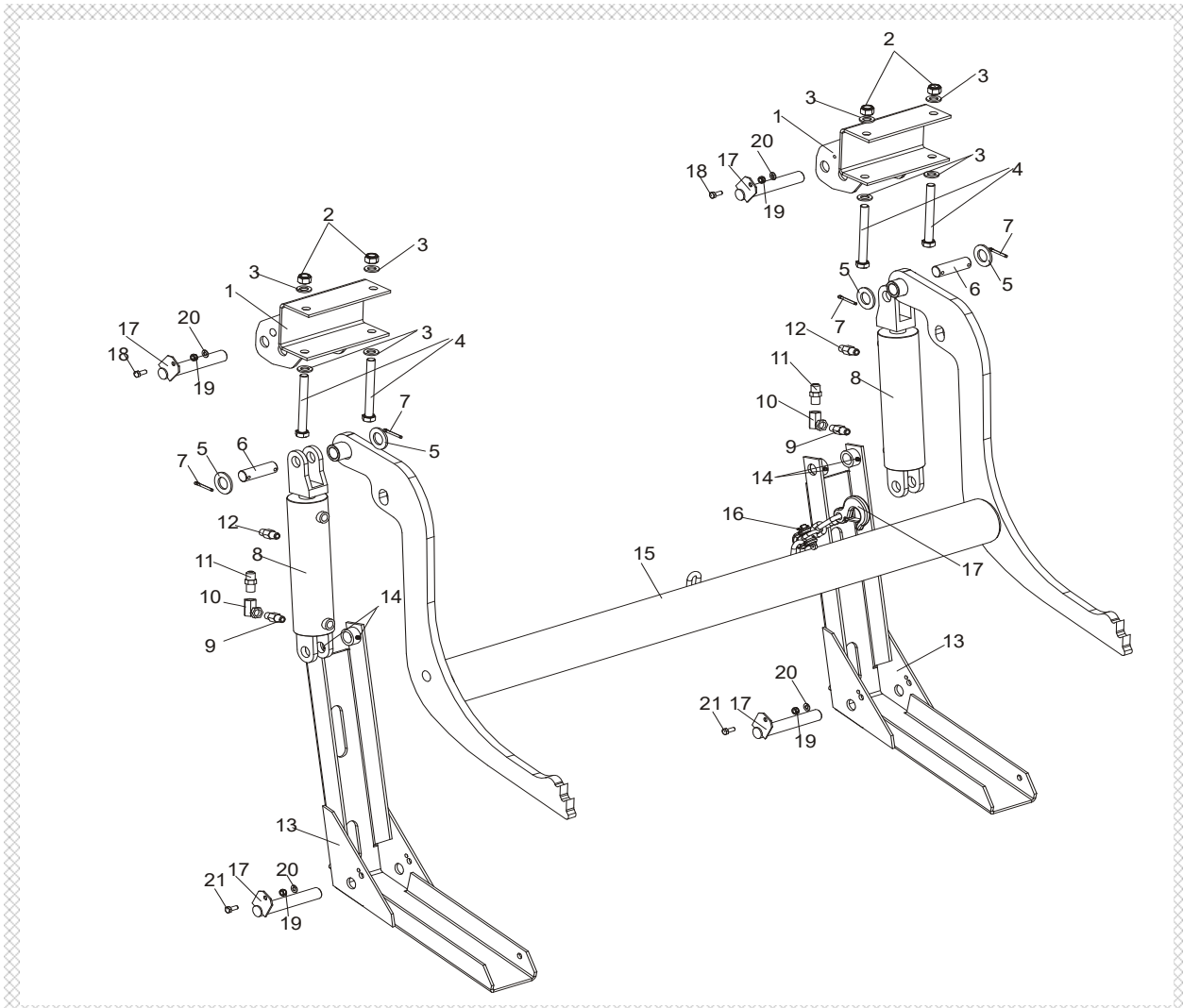


HYDRAULIC SYSTEM

Hydraulic Log Loader, S/M Frame

19	PIN, S-ZN 5X40 COTTER	F81043-31	4	
20	FITTING, 3/8 BARB TEE	015485	1	
21	CLAMP, 3/8 HOSE	016041	2	
22	BOLT, 5/16-18 X 1" HEX HEAD	F05006-1	1	
23	NUT, 5/16-18 HEX NYLON LOCK	F05010-58	1	

9.16 Hydraulic Log Loader for "M" Super Frames



REF	DESCRIPTION (◆ indicates parts available in assemblies only)	PART #	QTY
	LOG LOADER, "M" SUPER FRAME	500750	1
1	BRACKET, LOG LOADER (M SUPER FRAME)	500747-1	2
2	NUT, M16, HEX, NYLON ZINC LOCK	F81036-2	4
3	WASHER, 17 FLAT ZINC	F81058-1	8
4	BOLT, M16X140-8.8 HEX HEAD ZINC	F81006-4	4
5	WASHER, 28 FLAT ZINC	F81061-1	4
6	PIN, HYDRAULIC CYLINDER ZINC-PLATED	086979-1	2
7	PIN, S-ZN 5X40 COTTER	F81043-31	4
	CYLINDER ASSY, LOG LOADING SUPER	015562	2
8	CYLINDER, CJ-S95-16-70/32/203 HYDRAULIC	088680	1
	GASKET, WM 70/32H178AU(088589)(088680)	589503-S	1
9	FITTING, 1/4NPT VELOCITY FUSE 5.0GPM	015750	2
10	FITTING, 1/4NPT-1/4JIC SWIVEL ELBOW	P12199	2
11	FITTING, 3/8" JIC - 1/4" NPT STRAIGHT	015560	2
12	FITTING, 3/8" JIC - 1/4" NPT STRAIGHT	015560	2
	CHANNEL, LOG LOADER FOOT - COMPLETE	090049	2

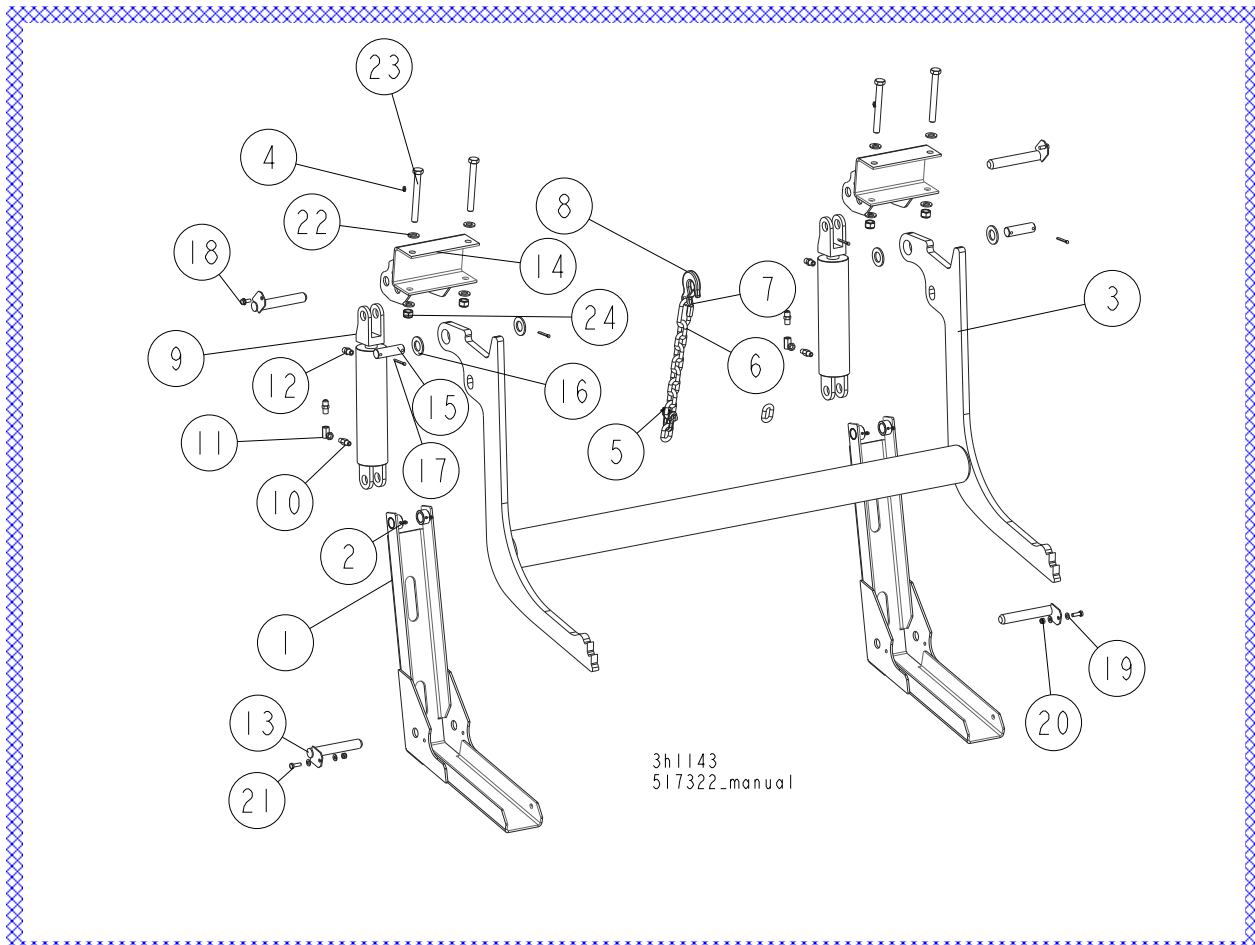


HYDRAULIC SYSTEM

Hydraulic Log Loader for "M" Super Frames

13	CHANNEL, LOG LOADER FOOT	090048-1	2	
14	FITTING, 3/16X3/16 STRAIGHT GREASE	P04107	4	
	LOG LOADER ARM, ȳM" SUPER FRAME	500758	1	
15	LOADER, LOG	090006-1	1	
16	SHACKLE, M-D .63	086540	1	
17	CHAIN W/HOOK	500756	1	
18	BOLT, 5/16-18 X 3/4 SELF-TAPPING	F05015-30	2	
19	WASHER, 8.4 FLAT ZINC	F81054-1	4	
20	NUT, M8-8-B HEX NYLON ZINC LOCK	F81032-2	4	
21	BOLT, M8X20 8.8 HEX HEAD FULL THREAD ZIN	F81002-4	2	

9.17 Hydraulic Log Loader, Extended for "S", "M" and "M Super" Frames with 2.5 t. and 2.6 t. Trailer



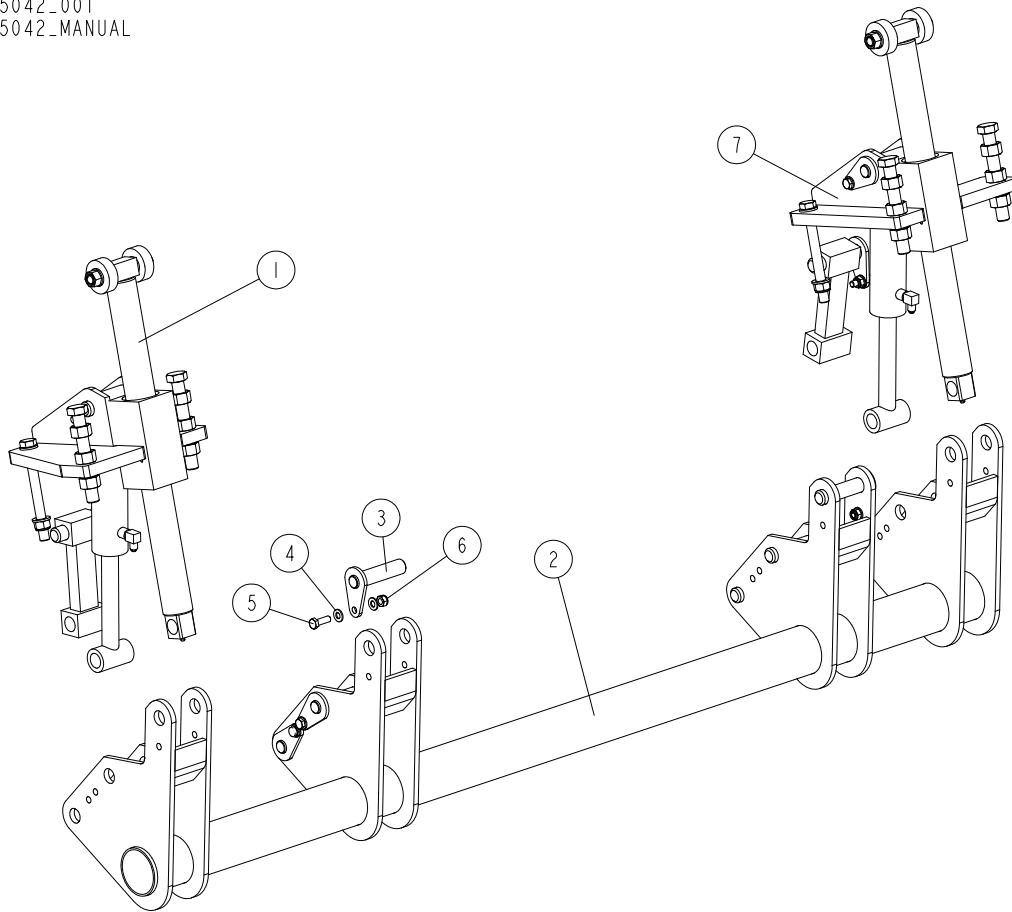
REF	DESCRIPTION (◆ indicates parts available in assemblies only)	PART #	QTY
	LOG LOADER, "M" "S" SUPER FRAME, EXTENDE	517322	1
	LOG LOADER, EXTENDED, COMPLETE	517326	2
1	LOG LOADER, EXTENDED	517323-1	1
2	FITTING, 3/16X3/16 STRAIGHT GREASE	P04107	2
	LOG LOADER, EXTENDED - COMPLETE	517327	1
3	LOG LOADER, EXTENDED	517329-1	1
4	FITTING, 3/16X3/16 STRAIGHT GREASE	P04107	2
5	SHACKLE, M-D .63	086540	1
	CHAIN, TRANSPORT, EXTENDED LOG LOADER, COMPLETE	517332	1
6	CHAIN, LINKS N-10X35 8-LINK	517333-1	1
7	CARABINER 10	100767	1
8	HOOK, 5/8 SAFTEY CHAIN	P12075	1
	CYLINDER ASSY, LOG LOADING SUPER	015562	2
9	CYLINDER, CJ-S95-16-70/32/203 HYDRAULIC	088680	1
	GASKET, WM 70/32H178AU(088589)(088680)	589503-S	1
10	FITTING, 1/4NPT VELOCITY FUSE 5.0GPM	015750	1
11	FITTING, 1/4NPT-1/4JIC SWIVEL ELBOW	P12199	1
12	FITTING, 3/8" JIC - 1/4" NPT STRAIGHT	015560	2
13	PIN WELDMENT, LOADER	099127-1	4

HYDRAULIC SYSTEM*Hydraulic Log Loader, Extended for "S", "M" and "M Super" Frames with 2.5 t. and 2.6 t. Trailer*

REF	DESCRIPTION (◆ indicates parts available in assemblies only)	PART #	QTY
14	BRACKET, LOG LOADER, FRAME S/M/SUPER	500747-70	2
15	PIN, HYDRAULIC CYLINDER ZINC-PLATED	086979-1	2
16	WASHER, 28 FLAT ZINC	F81061-1	4
17	PIN, S-ZN 5X40 COTTER	F81043-31	4
18	BOLT, 5/16-18 X 3/4 SELF-TAPPING	F05015-30	2
19	WASHER, 8.4 FLAT ZINC	F81054-1	4
20	NUT, M8-8-B HEX NYLON ZINC LOCK	F81032-2	2
21	BOLT, M8 X 25-8.8-B HEX HEAD FULL THREAD	F81002-5	2
22	WASHER, 17 FLAT ZINC	F81058-1	8
23	BOLT, M16X140-8.8 HEX HEAD ZINC	F81006-4	4
24	NUT, M16, HEX, NYLON ZINC LOCK	F81036-2	4

9.18 Hydraulic Log Side Supports (for Stationary Sawmills)

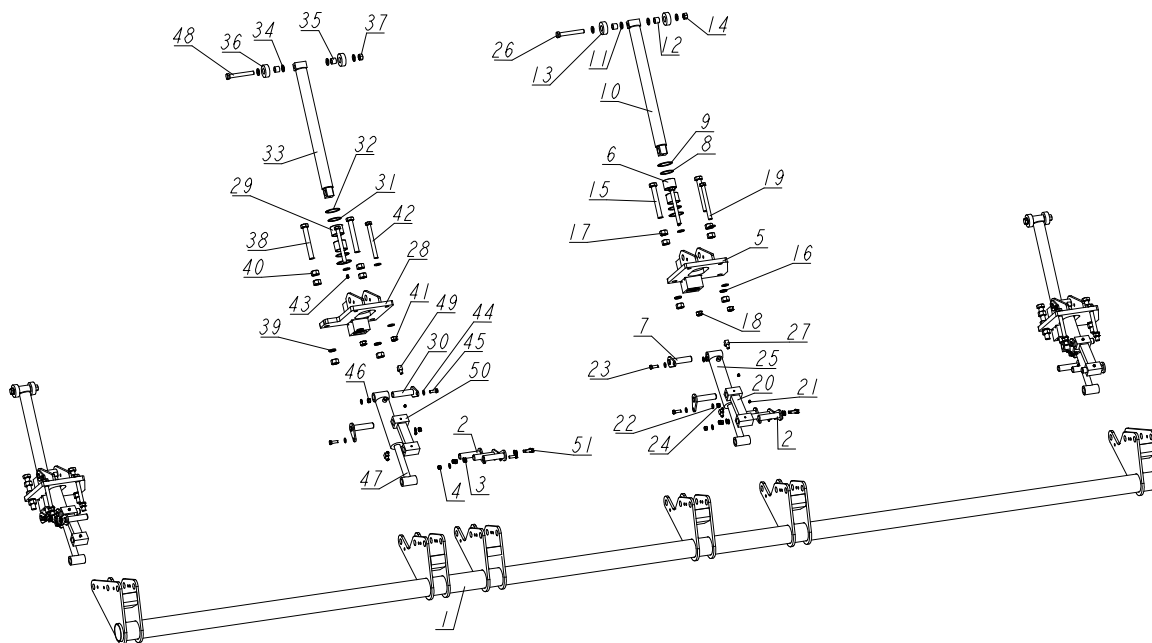
525042_001
525042_MANUAL



REF	DESCRIPTION (◆ indicates parts available in assemblies only)	PART #	QTY
-	SUPPORT ASSEMBLY, LOG SIDE (FOR STATIONARY FRAMES)	525042	1
1	SUPPORT 2, WM3000 VERTICAL LOG SIDE See Section 9.23	508957	1
2	ROD WELDMENT, VERTICAL SIDE SUPPORT MOUNT	525041-1	1
3	PIN WELDMENT, VERTICAL SIDE SUPPORT ZINC	091197-1	6
4	WASHER, 10.5 FLAT ZINC	F81055-1	12
5	BOLT, M10X30 5.8 HEX HEAD FULL THREAD Z	F81003-2	6
6	NUT, M10-8-B HEX NYLON ZINC LOCK	F81033-1	6
7	SUPPORT, VERTICAL LOG SIDE (FOR STATIONA See Section 9.23	508960	1

9.19 Vertical Side Support Kit - L-type frame

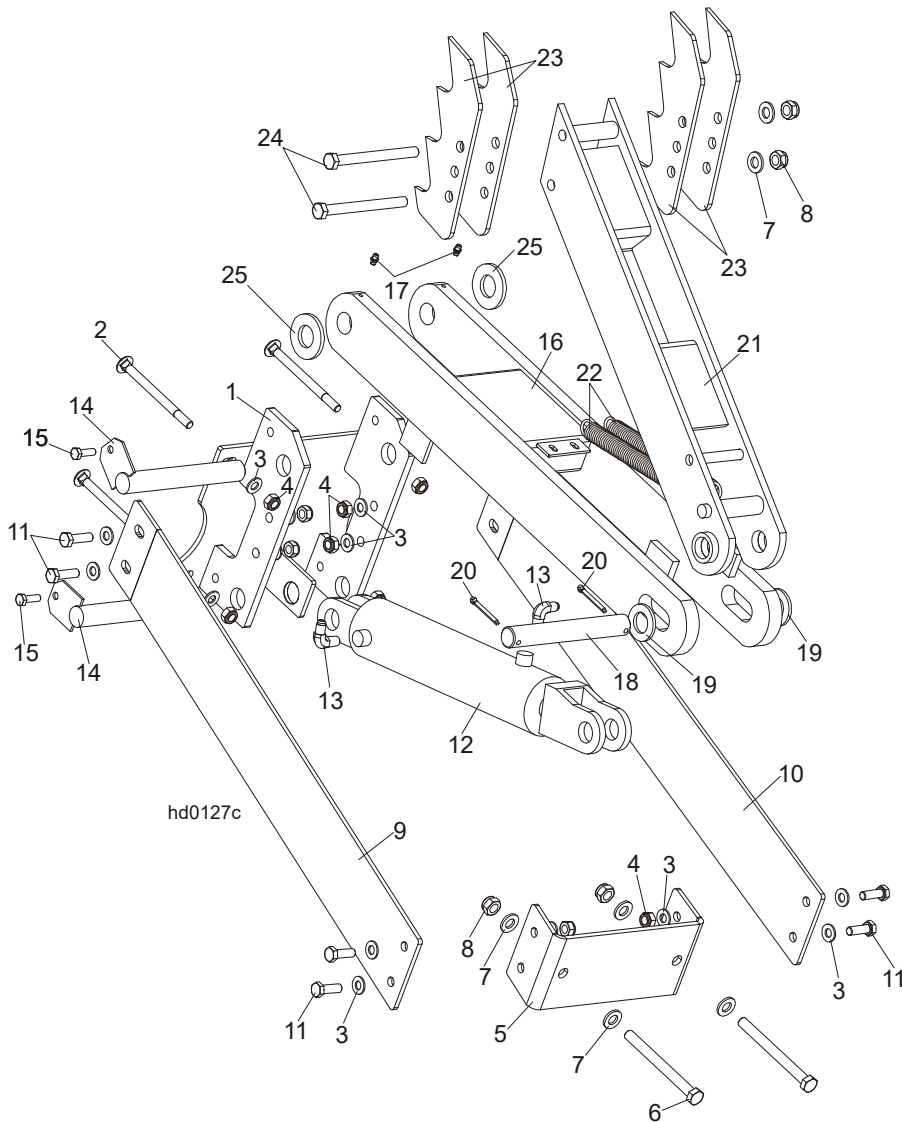
503567_001
 503567_MANUAL



REF	DESCRIPTION (◆ indicates parts available in assemblies only)	PART #	QTY
-	SUPPORT KIT, SPECIAL VERTICAL SIDE (L)	503567	1
1	MOUNT WELDMENT, VERTICAL SIDE SUPPORT L-TYPE FRAME	500001-1	1
2	PIN WELDMENT, VERTICAL SIDE SUPPORT ZINC	091197-1	12
3	WASHER, 10.5 FLAT ZINC	F81055-1	24
4	NUT, M10-8-B HEX NYLON ZINC LOCK	F81033-1	12
-	SUPPORT 2, WM3000 VERTICAL LOG SIDE	508957	3
5	MOUNT WELDMENT, LT70/300 VERTICAL SIDE SUPPORT	508958-1	1
6	BUSHING, 5040BS SELF-LUBRICATING	088660	2
7	PIN WELDMENT, VERTICAL SIDE SUPPORT ZINC	091197-1	2
8	RING, LT70/300 VERTICAL SIDE SUPPORT ZIN	094004-1	2
9	RING, 62W INSIDE RETAINING	F81090-1	2
10	ROD WELDMENT, SINGLE VERTICAL SIDE SUPPO	508971-1	1
11	WASHER, 17 FLAT ZINC	F81058-1	8
12	BUSHING, 16/25-20	094012	2
13	ROLLER, LT70/300 VERTICAL SIDE SUPPORT Z	094013-1	2
14	NUT, M16-5.8 HEX ZINC	F81036-1	1
15	BOLT, ISO 4017 M20X150 8.8 HEX HEAD FULL	F81007-3	2
16	WASHER, 20.5 SPLIT LOCK ZINC	F81059-1	2
17	NUT, M20-8 HEX ZINC	F81037-1	6
18	NUT, M16,HEX, NYLON ZINC LOCK	F81036-2	2
19	BOLT, M16X160 HEX HEAD ZINC	F81006-20	2
20	LINK WELDMENT, LT70/300 VERTICAL SIDE SU	094016-1	1
21	FITTING, M6 GREASE	086280	3
22	WASHER, 10.5 FLAT ZINC	F81055-1	4

REF	DESCRIPTION (◆ indicates parts available in assemblies only)	PART #	QTY
23	BOLT, M10X30 5.8 HEX HEAD FULL THREAD Z	F81003-2	2
24	NUT, M10-8-B HEX NYLON ZINC LOCK	F81033-1	2
25	CYLINDER, 28/150 1/4 NPT PORT HYDRAULIC	094002	1
26	BOLT, ISO 24014 M16 X 120 8.8 A2E	F81006-25	1
27	FITTING, 3/8JIC-1/4NPT 90L	015491	2
-	SUPPORT, VERTICAL LOG SIDE (FOR STATIONARY FRAMES)	508960	1
28	MOUNT WELDMENT, VERTICAL SUPPORT GUIDE -	508961-1	1
29	BUSHING, 5040BS SELF-LUBRICATING	088660	2
30	PIN WELDMENT, VERTICAL SIDE SUPPORT ZINC	091197-1	2
31	RING, LT70/300 VERTICAL SIDE SUPPORT ZINC	094004-1	2
32	RING, 62W INSIDE RETAINING	F81090-1	2
33	ROD WELDMENT, SINGLE VERTICAL SIDE SUPPO	508971-1	1
34	WASHER, 17 FLAT ZINC	F81058-1	8
35	BUSHING, 16/25-20	094012	2
36	ROLLER, LT70/300 VERTICAL SIDE SUPPORT Z	094013-1	2
37	NUT, M16-5.8 HEX ZINC	F81036-1	1
38	BOLT, ISO 4017 M20X150 8.8 HEX HEAD FULL	F81007-3	2
39	WASHER, 20.5 SPLIT LOCK ZINC	F81059-1	2
40	NUT, M20-8 HEX ZINC	F81037-1	6
41	NUT, M16,HEX, NYLON ZINC LOCK	F81036-2	2
42	BOLT, M16X160 HEX HEAD ZINC	F81006-20	2
43	FITTING, M6 GREASE	086280	3
44	WASHER, 10.5 FLAT ZINC	F81055-1	4
45	BOLT, M10X30 5.8 HEX HEAD FULL THREAD Z	F81003-2	2
46	NUT, M10-8-B HEX NYLON ZINC LOCK	F81033-1	2
47	CYLINDER, 28/150 1/4 NPT PORT HYDRAULIC	094002	1
48	BOLT, ISO 24014 M16 X 120 8.8 A2E	F81006-25	1
49	FITTING, 3/8JIC-1/4NPT 90L	015491	2
50	LINK WELDMENT, LT70/300 VERTICAL SIDE SU	094016-1	1
51	BOLT, DIN933-M10X30-8.8-A2E HEX HEAD FUL	F81003-111	12

9.20 Hydraulic Log Turner



REF	DESCRIPTION (◆ indicates parts available in assemblies only)	PART #	QTY
	HYDRAULIC LOG TURNER, 9.5 M - COMPLETE	088073	1
	HYDRAULIC LOG TURNER, HYDRAULIC STANDARD	088073-HP	1
1	BRACKET, HYDRAULIC LOG TURNER	088710-1	1
2	BOLT, M10X120 8.8 CARRIAGE ZINC	F81003-33	4
3	WASHER, 10.5 FLAT ZINC	F81055-1	20
4	NUT, M10-8-B HEX NYLON ZINC LOCK	F81033-1	12
5	BRACKET, HYDRAULIC LOG TURNER FRONT	091046-1	1
6	BOLT, M12X130-8.8-HEX HEAD ZINC	F81004-36	2
7	WASHER, 13 FLAT ZINC	F81056-1	6
8	NUT, M12-8 HEX NYLON ZINC LOCK	F81034-2	4
9	PLATE, SHORT LOG TURNER LEFT BRACE	094364-1	1
10	PLATE, SHORT LOG TURNER RIGHT BRACE	094365-1	1
11	BOLT, M10X30 5.8 HEX HEAD FULL THREAD Z	F81003-2	8
	CYLINDER, LOG TURNER HYDRAULIC	015563 ¹	1

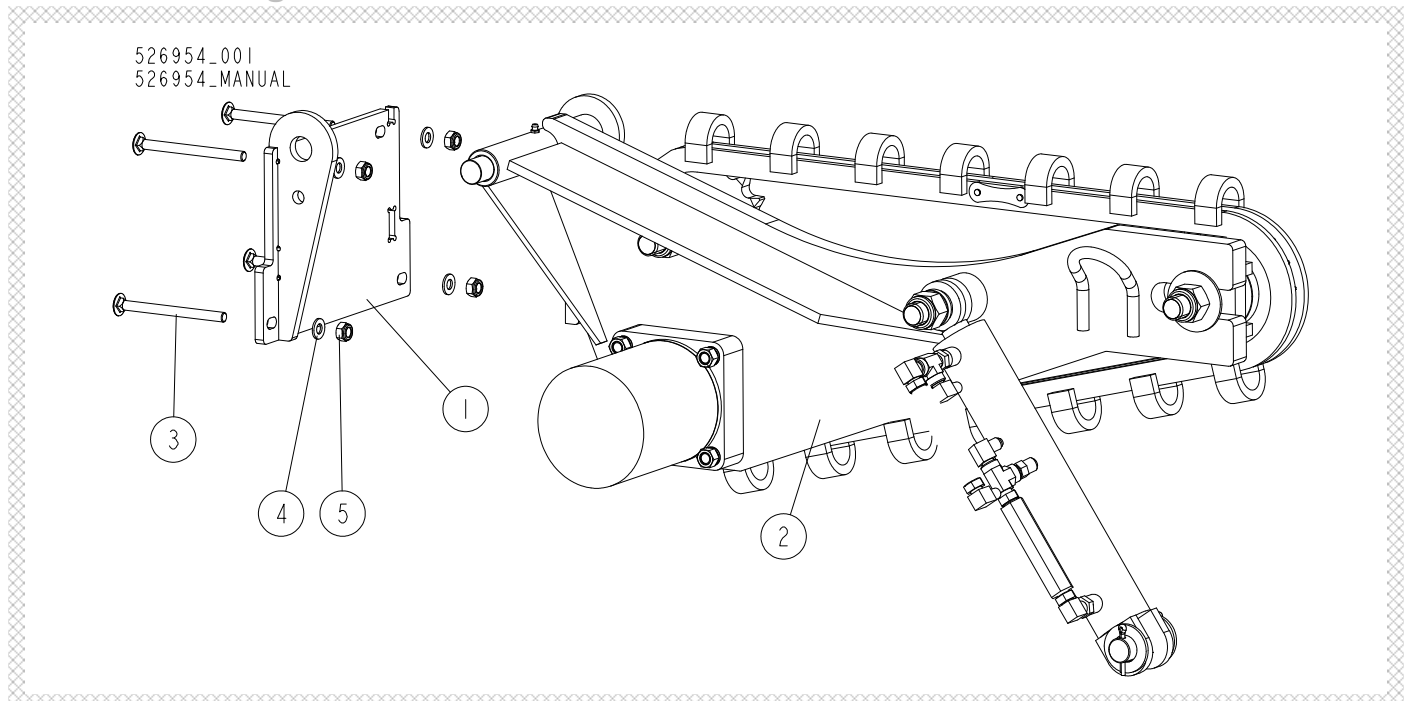
12	CYLINDER, CJ-S305-16-63/28/203 HYDRAULIC	088679	1	
	GASKET, WM 70/32H178AU(088589)(088680)	589503-S	1	
13	FITTING, 1/4NPTX1/4JIC MALE ELBOW	P09142	2	
14	PIN, LOG TURNER MOUNT ZINC-PL.	088667-1	2	
15	BOLT, M8 X 25-8.8-B HEX HEAD FULL THREAD	F81002-5	2	
16	ARM, HYDRAULIC LOG TURNER LINK	088060-1	1	
17	FITTING, M6 GREASE	086280	2	
18	PIN, 25 X 185	088664	1	
19	WASHER, 25 FLAT ZINC	F81061-3	2	
20	PIN, S-ZN 5X40 COTTER	F81043-31	2	
21	ARM, HYDRAULIC LOG TURNER PAINTED	088067-1	1	
22	SPRING, 1 1/16X8X.135 DIA.	015718	2	
23	CLAW, HYDRAULIC LOG TURNER	088082-1	4	
24	BOLT, M12X130-8.8-HEX HEAD ZINC	F81004-36	2	
25	WASHER, GTM-2644-015	093359	2	

¹ For 088073-HP Cylinder Assembly - 555239

9 HYDRAULIC SYSTEM

Chain Log Turner with Bracket

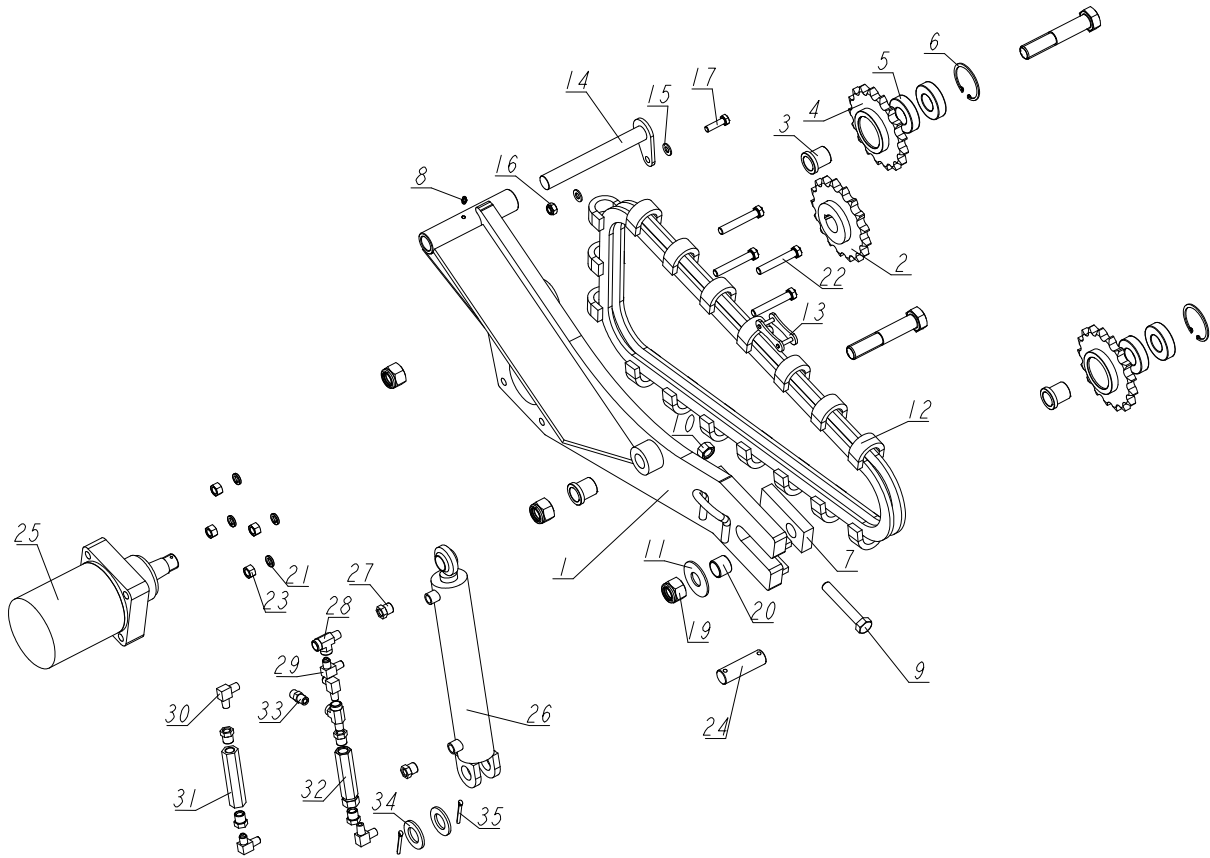
9.21 Chain Log Turner with Bracket



REF	DESCRIPTION (◆ indicates parts available in assemblies only)	PART #	QTY
-	TURNER, CHAIN LOG W/MOUNT BRACKET	526954	1
1	BRACKET, CHAIN LOG TURNER MOUNT	526952-1	1
2	CHAIN LOG TURNER - COMPLETE See Section 9.22	505614	1
3	BOLT, M10X125 CARRIAGE	F81003-34	4
4	WASHER, 10.5 FLAT ZINC	F81055-1	4
5	NUT, M10-8-B HEX NYLON ZINC LOCK	F81033-1	4

9.22 Chain Log Turner

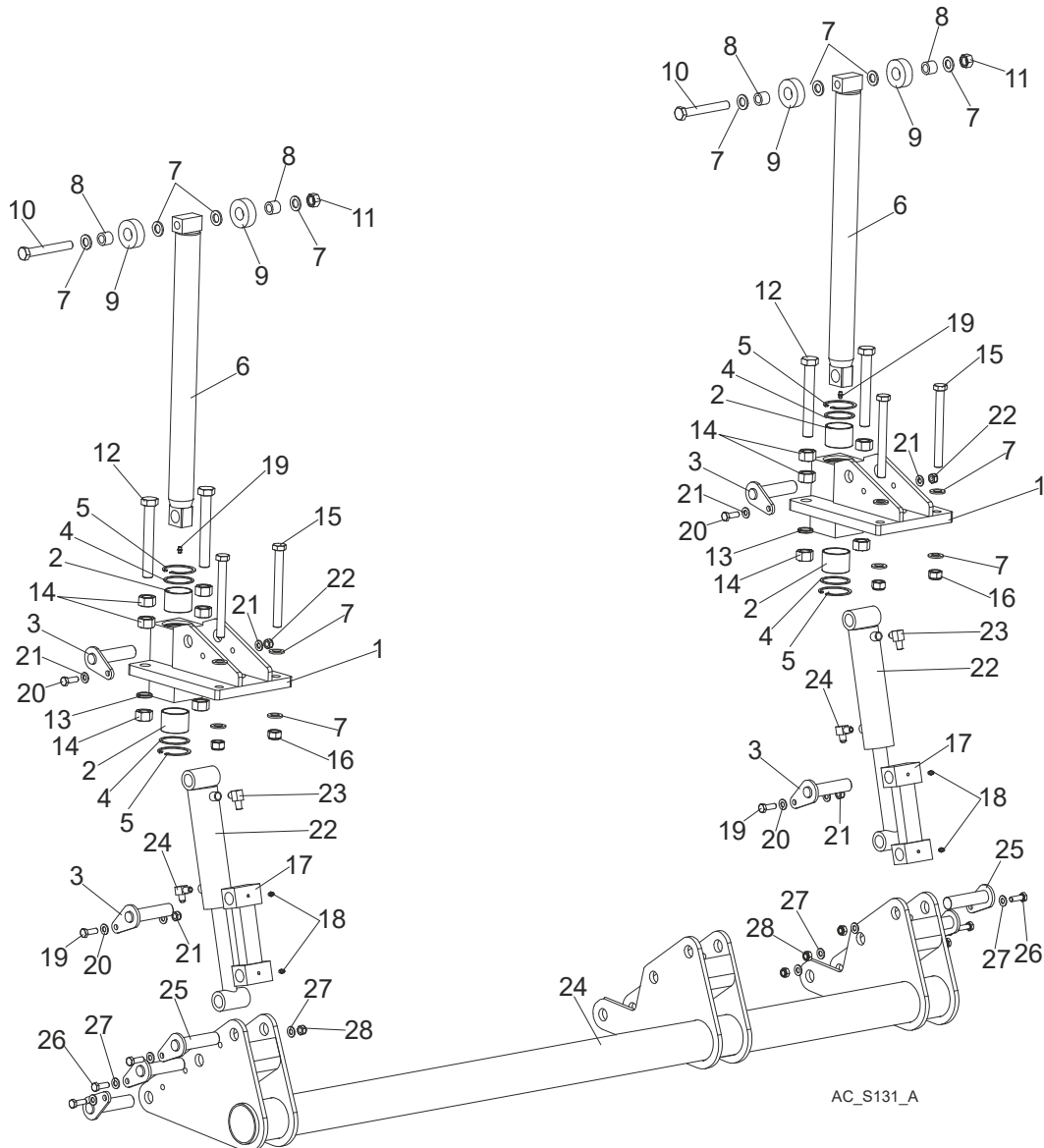
505614_001_A
505614_MANUAL



REF	DESCRIPTION (◆ indicates parts available in assemblies only)	PART #	QTY
-	CHAIN LOG TURNER - COMPLETE	505614	1
-	CHAIN LOG TURNER - COMPLETE	095660-1	1
-	CHAIN TURNER - METRIC	095660	1
1	PLATE WELDMENT, CHAIN LOG TURNER	095662-1	1
2	SPROCKET, CHAIN TURNER	092339	1
3	BUSHING, CHAIN TURNER	095663-1	3
-	SPROCKET, CHAIN TURNER - COMPLETE	092399	2
4	SPROCKET W/HUB	093290	1
5	BEARING, 6206 25 IN IDLER	093292	2
6	RING, 62W INSIDE RETAINING	F81090-1	1
7	PLATE, CHAIN TENSION	095664-1	1
8	FITTING, M6 GREASE	086280	1
9	BOLT, M16X100-8.8 HEX HEAD FULL THREAD ZINC	F81006-2	1
10	NUT, M16-5.8 HEX ZINC	F81036-1	1
11	WASHER, 25 X 63 ZINC-PLATED	088585-1	1
12	CHAIN, LOG TURNER	093423	1
13	LINK, MASTER (CHAIN NO. 093423)	093427	1
14	PIN WELDMENT, TURNER MOUNT - COMPLETE	095666-1	1
15	WASHER, 10.5 FLAT ZINC	F81055-1	2
16	NUT, M10-8-B HEX NYLON ZINC LOCK	F81033-1	1

REF	DESCRIPTION (◆ indicates parts available in assemblies only)	PART #	QTY	
17	BOLT,M10X35-8.8 HEX HEAD FULL THREAD ZIN	F81003-17	1	
18	BOLT, M24X120-8.8 HEX HEAD	F81009-4	3	
19	NUT, M24-8-A HEX NYLON ZINC LOCK	F81039-8	3	
20	BUSHING, CHAIN LOG TURNER	095643-1	1	
21	WASHER, Z12.2 SPLIT LOCK ZINC	F81056-2	4	
22	BOLT, M12 X 75-8.8 ZINC	F81004-21	4	
23	NUT, M12-8-B HEX ZINC	F81034-1	4	
24	PIN, HYDRAULIC CYLINDER ZINC-PLATED	086979-1	1	
25	MOTOR, TG0475US080AABP HYDRAULIC	007331	1	
-	CYLINDER W/VALVE & FITTINGS	515892	1	
26	CYLINDER, 2X10 ROD END WELDED 16"	034267	1	
27	FITTING, 3/8" NPT X 1/4" NPT REDUCER	015490	6	
28	FITTING, C3759X4 MALE ¶T¶	P09141	2	
29	FITTING, 3/8JIC-1/4NPT 90L	015491	3	
30	FITTING, #C3529X4 90¶ ELBOW	P09140	2	
31	VALVE, SIDE SUPPORT SEQUENCE	015484	1	
32	RELIEF VALVE 49005-1000	557900	1	
33	FITTING, 3/8" JIC - 1/4" NPT STRAIGHT	015560	1	
34	WASHER, 28 FLAT ZINC	F81061-1	2	
35	PIN, S-ZN 5X40 COTTER	F81043-31	2	

9.23 Hydraulic Log Side Supports (for Stationary Sawmills)



REF	DESCRIPTION (◆ indicates parts available in assemblies only)	PART #	QTY
	SUPPORT, AHS/DHS STATIONARY VERTICAL SIDE COMPLETE	519258	1
	SUPPORT 2, WM3000 VERTICAL LOG SIDE	508957	2
1	MOUNT WELDMENT, LT70/300 VERTICAL SIDE SUPPORT UPPER	508958-1	1
2	BUSHING, 5040BS SELF-LUBRICATING	088660	2
3	PIN WELDMENT, VERTICAL SIDE SUPPORT ZINC-PLATED	091197-1	2
4	RING, LT70/300 VERTICAL SIDE SUPPORT ZINC-PLATED	094004-1	2
5	RING, 62W INSIDE RETAINING	F81090-1	2
6	ROD WELDMENT, LT70/300 VERTICAL SIDE SUPPORT COMPLETE	094011-1	1
7	WASHER, 17 FLAT ZINC	F81058-1	12
8	BUSHING, 16/25-20	094012	2
9	ROLLER, LT70/300 VERTICAL SIDE SUPPORT ZINC	094013-1	2
10	BOLT, ISO 24014 M16 X 120 8.8 A2E	F81006-25	1
11	NUT, M16-5.8 HEX ZINC	F81036-1	1
12	BOLT, ISO 4017 M20X150 8.8 HEX HEAD FULL	F81007-3	2

9

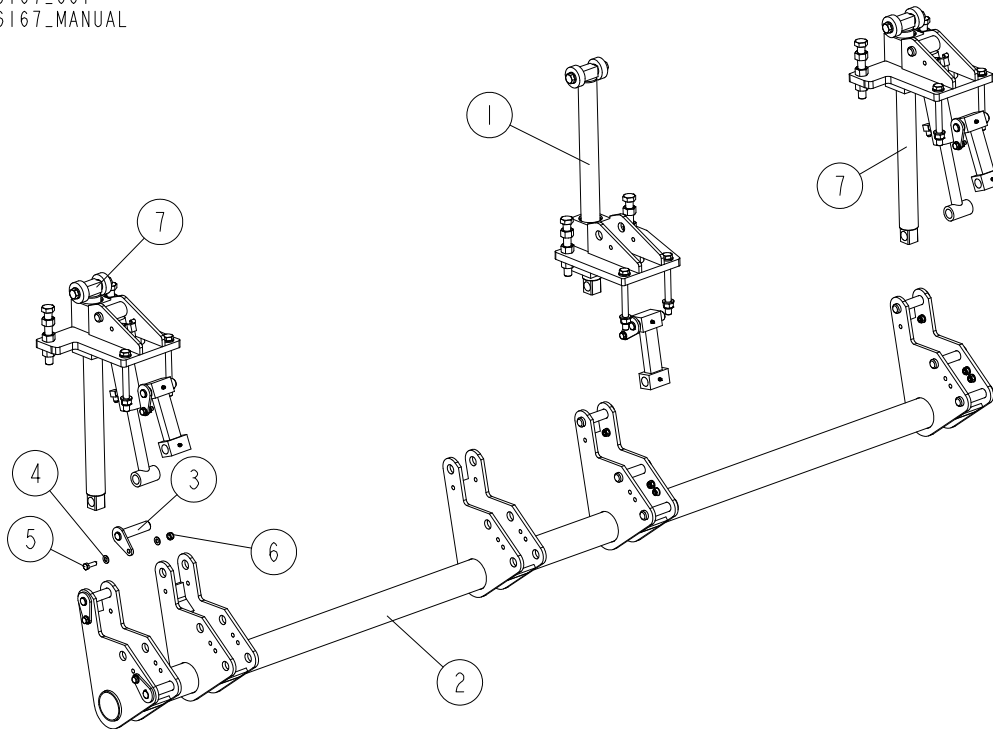
HYDRAULIC SYSTEM

Hydraulic Log Side Supports (for Stationary Sawmills)

13	WASHER, 20.5 SPLIT LOCK ZINC	F81059-1	2	
14	NUT, M20-8 HEX ZINC	F81037-1	6	
15	BOLT, M16X160 HEX HEAD ZINC	F81006-20	2	
16	NUT, M16,HEX, NYLON ZINC LOCK	F81036-2	2	
17	LINK WELDMENT, LT70/300 VERTICAL SIDE SU	094016-1	1	
18	FITTING, M6 GREASE	086280	3	
19	BOLT, M10X30 5.8 HEX HEAD FULL THREAD Z	F81003-2	2	
20	WASHER, 10.5 FLAT ZINC	F81055-1	4	
21	NUT, M10-8-B HEX NYLON ZINC LOCK	F81033-1	2	
22	CYLINDER, 28/150 1/4 NPT PORT HYDRAULIC	094002	1	
23	FITTING, 3/8JIC-1/4NPT 90L	015491	2	
24	MOUNT WELDMENT, AHS/DHS VERTICAL SIDE SUPPORT LOWER	519257-1	1	
25	PIN WELDMENT, VERTICAL SIDE SUPPORT ZINC-PLATED	091197-1	6	
26	BOLT, M10X30 5.8 HEX HEAD FULL THREAD Z	F81003-2	6	
27	WASHER, 10.5 FLAT ZINC	F81055-1	12	
28	NUT, M10-8-B HEX NYLON ZINC LOCK	F81033-1	6	

9.24 Hydraulic Log Side Supports (for Stationary Sawmills)

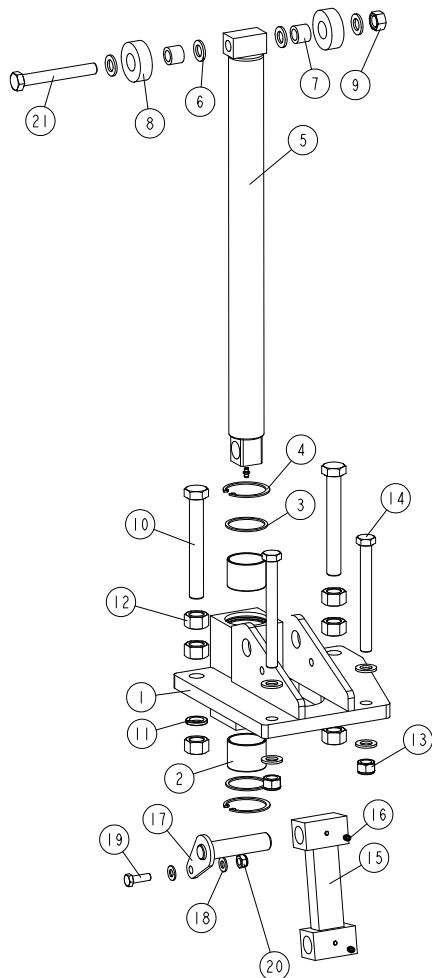
526167_001
526167_MANUAL



REF	DESCRIPTION (◆ indicates parts available in assemblies only)	PART #	QTY
-	SUPPORT SET, LOG SIDE (OPTION FOR STATIONARY FRAMES)	526167	1
1	SUPPORT, VERTICAL LOG SIDE W/O CYLINDER	536172	1
2	ROD WELDMENT, VERTICAL SIDE SUPPORT MOUNT	526166-1	1
3	PIN WELDMENT, VERTICAL SIDE SUPPORT ZINC	091197-1	9
4	WASHER, 10.5 FLAT ZINC	F81055-1	18
5	BOLT, DIN933-M10X30-8.8-A2E HEX HEAD FUL	F81003-111	9
6	NUT, M10-8-B HEX NYLON ZINC LOCK	F81033-1	9
7	SUPPORT, VERTICAL LOG SIDE (FOR STATIONARY FRAMES)	508960	2

9.25 Vertical Side Support for Stationary Frames

536172_001
536172_MANUAL

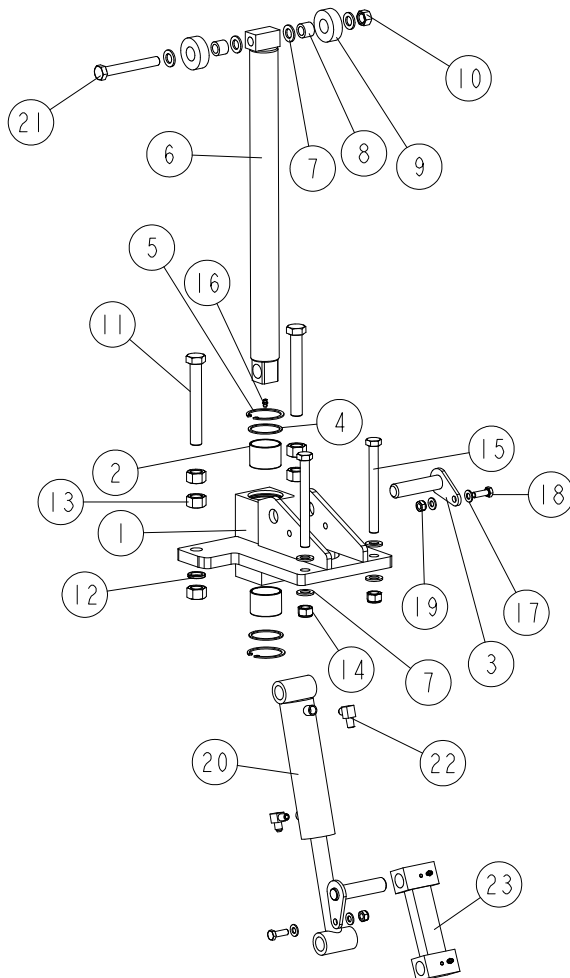


REF	DESCRIPTION (◆ indicates parts available in assemblies only)	PART #	QTY
-	SUPPORT, VERTICAL LOG SIDE W/O CYLINDER	536172	1
1	MOUNT WELDMENT, LT70/300 VERTICAL SIDE SUPPORT	508958-1	1
2	BUSHING, 5040BS SELF-LUBRICATING	088660	2
3	RING, LT70/300 VERTICAL SIDE SUPPORT ZINC	094004-1	2
4	RING, 62W INSIDE RETAINING	F81090-1	2
5	ROD WELDMENT, SINGLE VERTICAL SIDE SUPPO	508971-1	1
6	WASHER, 17 FLAT ZINC	F81058-1	8
7	BUSHING, 16/25-20	094012	2
8	ROLLER, LT70/300 VERTICAL SIDE SUPPORT Z	094013-1	2
9	NUT, M16-5.8 HEX ZINC	F81036-1	1
10	BOLT, ISO 4017 M20X150 8.8 HEX HEAD FULL	F81007-3	2
11	WASHER, 20.5 SPLIT LOCK ZINC	F81059-1	2
12	NUT, M20-8 HEX ZINC	F81037-1	6
13	NUT, M16,HEX, NYLON ZINC LOCK	F81036-2	2
14	BOLT, M16X160 HEX HEAD ZINC	F81006-20	2
15	LINK WELDMENT, LT70/300 VERTICAL SIDE SU	094016-1	1
16	FITTING, M6 GREASE	086280	3

REF	DESCRIPTION (◆ indicates parts available in assemblies only)	PART #	QTY	
17	PIN WELDMENT, VERTICAL SIDE SUPPORT ZINC	091197-1	1	
18	WASHER, 10.5 FLAT ZINC	F81055-1	2	
19	BOLT, M10X30 5.8 HEX HEAD FULL THREAD Z	F81003-2	1	
20	NUT, M10-8-B HEX NYLON ZINC LOCK	F81033-1	1	
21	BOLT, ISO 24014 M16 X 120 8.8 A2E	F81006-25	1	

9.26 Vertical Side Support (for Stationary Frames)

508960_001
508960_MANUAL



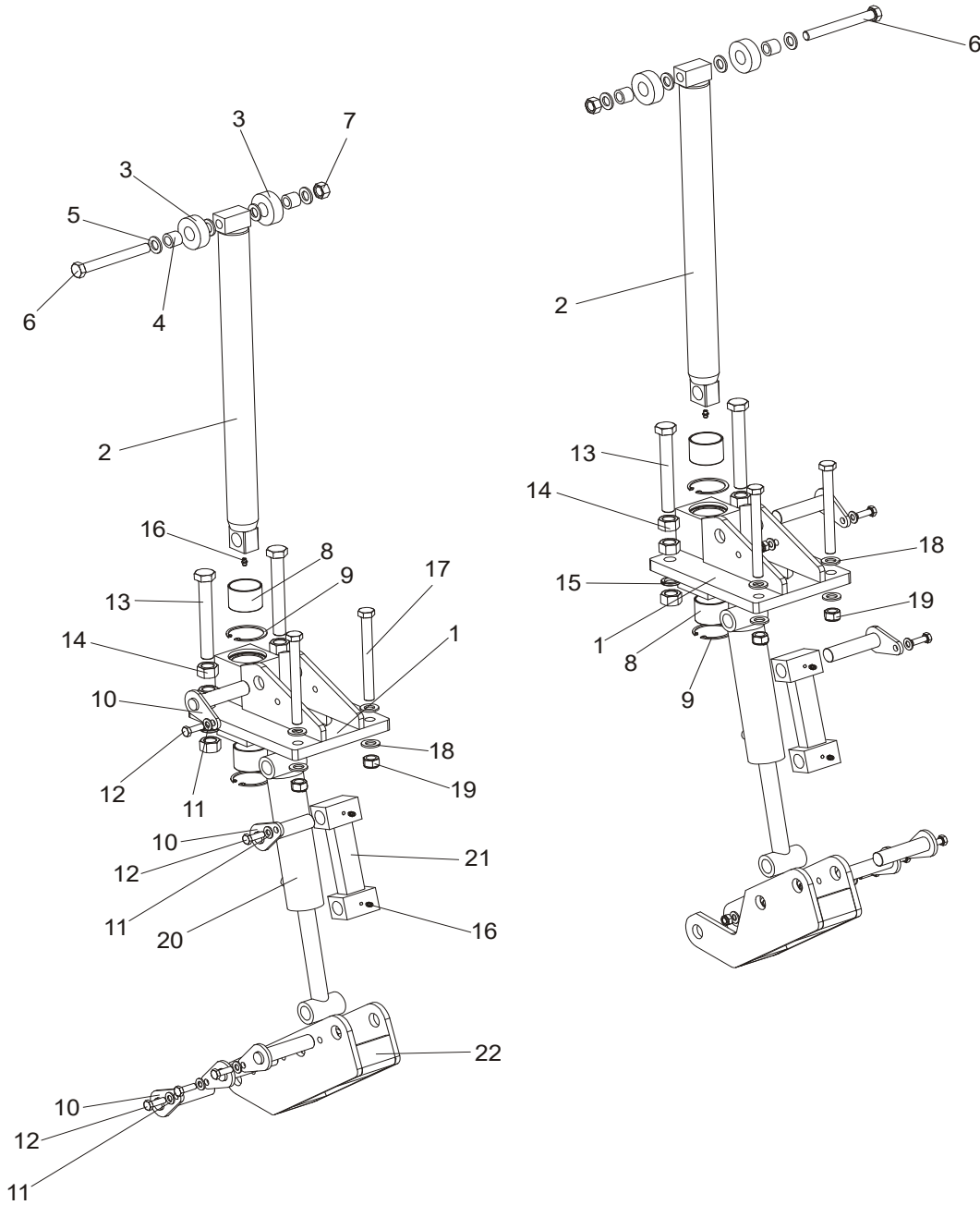
REF	DESCRIPTION (◆ indicates parts available in assemblies only)	PART #	QTY
-	SUPPORT, VERTICAL LOG SIDE (FOR STATIONA	508960	1
-	SUPPORT 2, WM3000 VERTICAL LOG SIDE	508957	1
1	MOUNT WELDMENT, VERTICAL SUPPORT GUIDE - LEFT	508961-1 ¹	1
	MOUNT WELDMENT, LT70/300 VERTICAL SIDE SUPPORT	508958-1 ²	1
2	BUSHING, 5040BS SELF-LUBRICATING	088660	2
3	PIN WELDMENT, VERTICAL SIDE SUPPORT ZINC	091197-1	2
4	RING, LT70/300 VERTICAL SIDE SUPPORT ZIN	094004-1	2
5	RING, 62W INSIDE RETAINING	F81090-1	2
6	ROD WELDMENT, SINGLE VERTICAL SIDE SUPPO	508971-1	1
7	WASHER, 17 FLAT ZINC	F81058-1	8
8	BUSHING, 16/25-20	094012	2
9	ROLLER, LT70/300 VERTICAL SIDE SUPPORT Z	094013-1	2
10	NUT, M16-5.8 HEX ZINC	F81036-1	1
11	BOLT, ISO 4017 M20X150 8.8 HEX HEAD FULL	F81007-3	2
12	WASHER, 20.5 SPLIT LOCK ZINC	F81059-1	2
13	NUT, M20-8 HEX ZINC	F81037-1	6
14	NUT, M16,HEX, NYLON ZINC LOCK	F81036-2	2

REF	DESCRIPTION (◆ indicates parts available in assemblies only)	PART #	QTY	
15	BOLT, M16X160 HEX HEAD ZINC	F81006-20	2	
16	FITTING, M6 GREASE	086280	3	
17	WASHER, 10.5 FLAT ZINC	F81055-1	4	
18	BOLT, M10X30 5.8 HEX HEAD FULL THREAD Z	F81003-2	2	
19	NUT, M10-8-B HEX NYLON ZINC LOCK	F81033-1	2	
20	CYLINDER, 28/150 1/4 NPT PORT HYDRAULIC	094002	1	
21	BOLT, ISO 24014 M16 X 120 8.8 A2E	F81006-25	1	
22	FITTING, 3/8JIC-1/4NPT 90L	015491	2	
23	LINK WELDMENT, LT70/300 VERTICAL SIDE SU	094016-1	1	

¹ Included in assy No. 508960

² Included in assy No. 508957

9.27 Hydraulic Log Side Supports (for Mobile Sawmills)

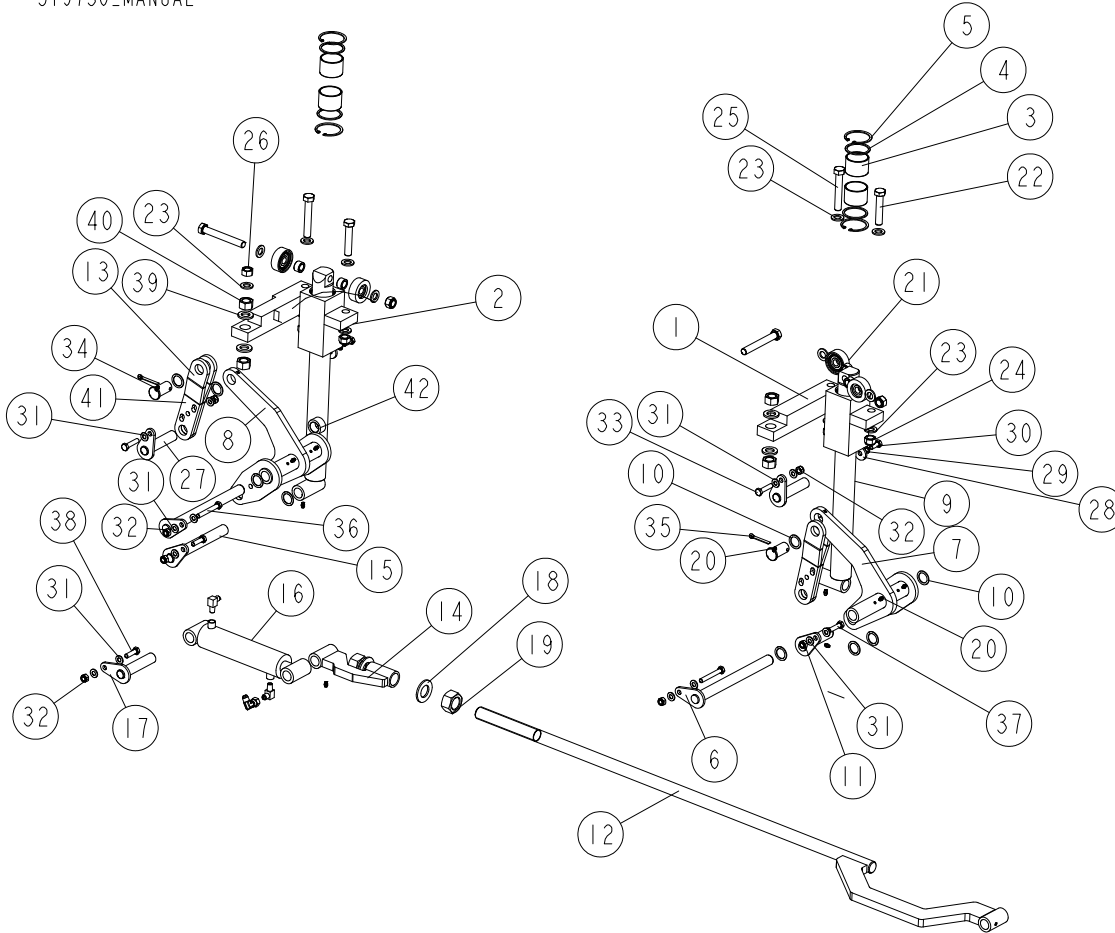


REF	DESCRIPTION (◆ indicates parts available in assemblies only)	PART #	QTY
	SUPPORT, LT70/300 VERTICAL LOG SIDE (2)	094388	
1	MOUNT WELDMENT, LT70/300 VERTICAL SIDE SUPPORT UPPER	508958-1	1
2	ROD WELDMENT, LT70/300 VERTICAL SIDE SUPPORT COMPLETE	094011-1	1
3	ROLLER, LT70/300 VERTICAL SIDE SUPPORT Z	094013-1	2
4	BUSHING, 16/25-20	094012	2
5	WASHER, 17 FLAT ZINC	F81058-1	4
6	BOLT, M16X140-8.8 HEX HEAD ZINC	F81006-4	1
7	NUT, M16-5.8 HEX ZINC	F81036-1	1
8	BUSHING, 5040BS SELF-LUBRICATING	088660	1
9	RING, 62W INSIDE RETAINING	F81090-1	2

10	PIN WELDMENT, VERTICAL SIDE SUPPORT ZINC-PLATED	091197-1	5	
11	WASHER, 10.5 FLAT ZINC	F81055-1	5	
12	BOLT, M10X30 5.8 HEX HEAD FULL THREAD Z	F81003-2	5	
13	BOLT, ISO 4017 M20X150 8.8 HEX HEAD FULL	F81007-3	2	
14	NUT, M20-8 HEX ZINC	F81037-1	6	
15	WASHER, 20.5 SPLIT LOCK ZINC	F81059-1	2	
16	FITTING, M6 GREASE	086280	2	
17	BOLT, M16X160 HEX HEAD ZINC	F81006-20	2	
18	WASHER, 17 FLAT ZINC	F81058-1	4	
19	NUT, M16,HEX, NYLON ZINC LOCK	F81036-2	2	
20	CYLINDER, 28/150 1/4 NPT PORT HYDRAULIC	094002	1	
21	LINK WELDMENT, LT70/300 VERTICAL SIDE SU	094016-1	1	
22	MOUNT WELDMENT, LT70/300 VERTICAL SIDE SUPPORT	094387-1	1	
	SUPPORT, LT70/300 VERTICAL LOG SIDE	094010		
1	MOUNT WELDMENT, LT70/300 VERTICAL SIDE SUPPORT UPPER	508958-1	1	
2	ROD WELDMENT, LT70/300 VERTICAL SIDE SUPPORT COMPLETE	094011-1	1	
3	ROLLER, LT70/300 VERTICAL SIDE SUPPORT Z	094013-1	2	
4	BUSHING, 16/25-20	094012	2	
5	WASHER, 17 FLAT ZINC	F81058-1	4	
6	BOLT, M16X140-8.8 HEX HEAD ZINC	F81006-4	1	
7	NUT, M16-5.8 HEX ZINC	F81036-1	1	
8	BUSHING, 5040BS SELF-LUBRICATING	088660	1	
9	RING, 62W INSIDE RETAINING	F81090-1	2	
10	PIN WELDMENT, VERTICAL SIDE SUPPORT ZINC-PLATED	091197-1	5	
11	WASHER, 10.5 FLAT ZINC	F81055-1	5	
12	BOLT, M10X30 5.8 HEX HEAD FULL THREAD Z	F81003-2	5	
13	BOLT, ISO 4017 M20X150 8.8 HEX HEAD FULL	F81007-3	2	
14	NUT, M20-8 HEX ZINC	F81037-1	6	
15	WASHER, 20.5 SPLIT LOCK ZINC	F81059-1	2	
16	FITTING, M6 GREASE	086280	2	
17	BOLT, M16X160 HEX HEAD ZINC	F81006-20	2	
18	WASHER, 17 FLAT ZINC	F81058-1	4	
19	NUT, M16,HEX, NYLON ZINC LOCK	F81036-2	2	
20	CYLINDER, 28/150 1/4 NPT PORT HYDRAULIC	094002	1	
21	LINK WELDMENT, LT70/300 VERTICAL SIDE SU	094016-1	1	
22	MOUNT WELDMENT, LT70/300 VERTICAL SIDE SUPPORT LOWER	094387-1	1	

9.28 Hydraulic Log Side Supports (for Mobile Sawmills)

519730_001_B
519730_MANUAL



REF	DESCRIPTION (◆ indicates parts available in assemblies only)	PART #	QTY
-	VERTICAL SIDE SUPPORTS, M-SUPER	519730	1
-	VERTICAL SIDE SUPPORTS, M-STANDARD PLUS	519730-HP	1
1	BLOCK WELDMENT, LX450 SIDE SUPPORT GUIDE	519034-1	1
2	BLOCK WELDMENT, VERTICAL SIDE SUPPORT GUIDE	545581-1	1
3	BUSHING, 5040BS SELF-LUBRICATING	088660	4
4	RING, LT70/300 VERTICAL SIDE SUPPORT ZINC	094004-1	4
5	RING, 62W INSIDE RETAINING	F81090-1	4
6	PIN WELDMENT, 25X279 ZINC-PLATED	516140-1	2
7	ARM, SIDE SUPPORT - COMPLETE	515998-1	1
8	ARM WELDMENT, SIDE SUPPORT (I)	520298-1	1
9	SUPPORT, COMPLETE SIDE	516125-1	2
10	WASHER, 25.7/35-1.5	503406	17
11	PIN WELDMENT, VERTICAL SIDE SUPPORT ZINC	091197-1	1
12	PUSHER, SIDE SUPPORT	515992-1	1
13	LINK, SIDE SUPPORT ARM	532772-1	2
14	BRACKET, SIDE SUPPORT ADJUSTMENT	516116-1	1

REF	DESCRIPTION (◆ indicates parts available in assemblies only)	PART #	QTY
15	SHAFT WELDMENT, SIDE SUPPORT ZINC-PLATED	520299-1	1
16	CYLINDER, COMPLETE HYDRAULIC See Section 9.45	520414 ¹	1
	CYLINDER, COMPLETE HYDRAULIC See Section 9.46	555238 ²	1
17	PIN WELDMENT, CYLINDER ZINC-PL. LOCK	520296-1	1
18	WASHER, 31 FLAT ZINC	F81061-9	2
19	NUT, M30 HEX ZINC	F81038-3	2
20	FITTING, M6 GREASE	086280	10
21	ROLLER ASSEMBLY, LOG SIDE SUPPORT See Section 9.44	516142	2
22	BOLT, M16X80 8.8-B HEX HEAD FULL THREAD	F81006-11	2
23	WASHER, 17 FLAT ZINC	F81058-1	9
24	NUT, M16,HEX, NYLON ZINC LOCK	F81036-2	4
25	BOLT, M16X100-8.8 HEX HEAD FULL THREAD ZINC	F81006-2	2
26	NUT, M16-5.8 HEX ZINC	F81036-1	1
27	PIN WELDMENT W/LOCK	519040-1	2
28	WASHER, 11/34.5-5	089973	2
29	WASHER, Z 10.2 SPLIT LOCK ZINC	F81055-2	2
30	BOLT, M10X25-8.8 HEX HEAD FULL THREAD ZINC	F81003-11	2
31	WASHER, 10.5 FLAT ZINC	F81055-1	14
32	NUT, M10-8-B HEX NYLON ZINC LOCK	F81033-1	7
33	BOLT, M10X45-8.8 HEX HEAD FULL THREAD ZINC	F81003-3	2
34	PIN, LINK	578575-1	2
35	PIN, S-ZN-6.3X45 COTTER	F81045-2	2
36	BOLT, M10X75-8.8 HEX HEAD ZINC	F81003-15	2
37	BOLT, M10X40-8.8 HEX HEAD FULL THREAD ZINC	F81003-16	1
38	BOLT, M10X35-8.8 HEX HEAD FULL THREAD ZIN	F81003-17	2
39	WASHER, 21 FLAT ZINC	F81059-2	4
40	NUT, M20-8 HEX ZINC	F81037-1	4
41	BUSHING 25.8/38-28 ZINC	580531-1	1
42	BUSHING 25.8/38-20 ZINC	580532-1	1

¹ Included in 519730

² Included in 519730-HP

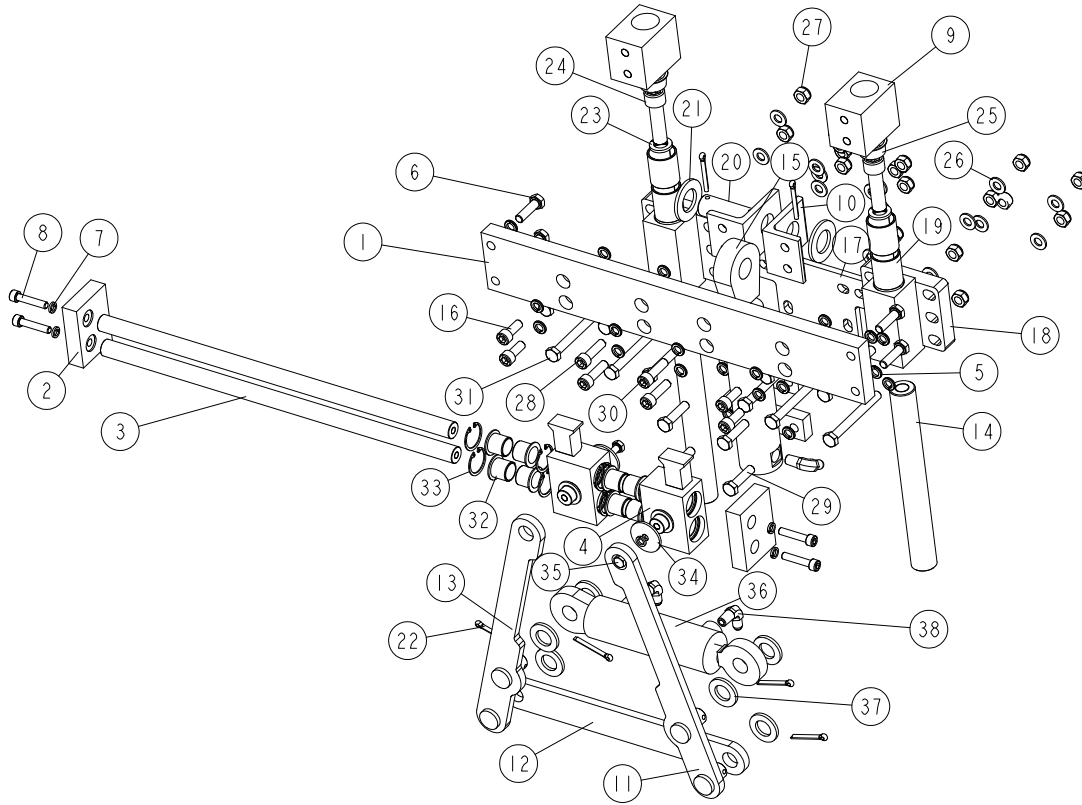


HYDRAULIC SYSTEM

Hydraulic Pull-Down Clamp

9.29 Hydraulic Pull-Down Clamp

094129_001
094129_MANUAL

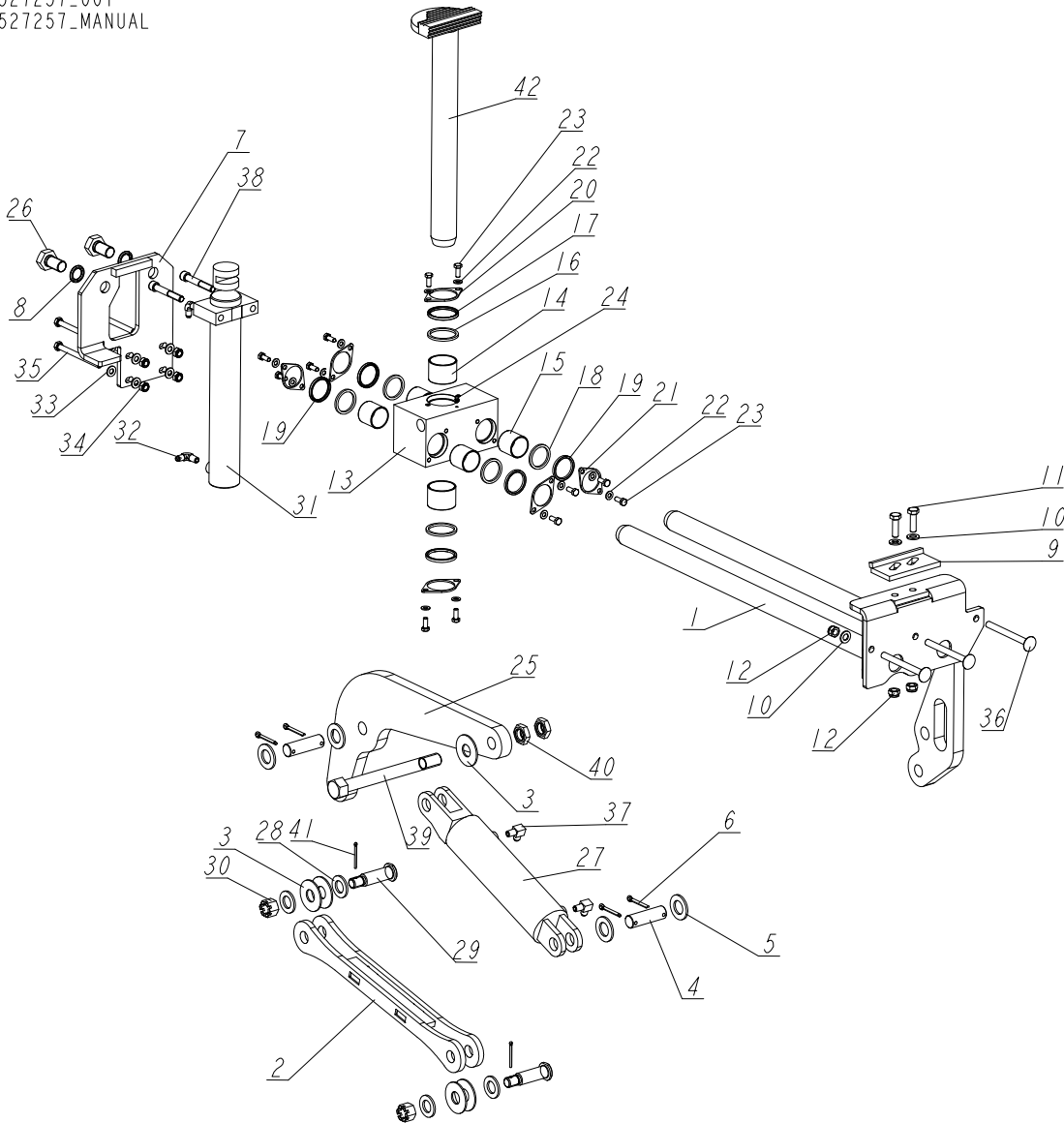


REF	DESCRIPTION (◆ indicates parts available in assemblies only)	PART #	QTY
-	CLAMP ASSEMBLY, HYDRAULIC LOG CLAMP & CO	094129	1
1	BEAM, LOG CLAMP MAIN ZINC-PLATED	094115-1	1
2	PLATE, LOCKING ZINC-PLATED	094117-1	2
3	ROD, LOG CLAMP JAW GUIDE	094116	2
4	JAW WELDMENT, LOG CLAMP ZINC-PLATED	094120-1	2
5	WASHER, Z 10.2 SPLIT LOCK ZINC	F81055-2	26
6	BOLT, M10X35-8.8 HEX HEAD FULL THREAD ZIN	F81003-17	4
7	WASHER, 8.2 SPLIT LOCK ZINC	F81054-4	6
8	SCREW, M8X40-8.8 HEX SOCKET HEAD CAP ZIN	F81002-29	4
9	BLOCK, LOG CLAMP UP/DOWN	094124-1	2
10	ANGLE, LOG CLAMP BRACKET	094127-1	2
11	LINK, LOG CLAMP IN/OUT SIDE ZINC-PLATED (2)	094099-1	1
12	ARM, LOG CLAMP IN/OUT ZINC-PLATED	094092-1	1
13	LINK, LOG CLAMP IN/OUT SIDE ZINC-PLATED (1)	094097-1	1
14	PIN, LOG CLAMP UP/DOWN	088631	2
15	CYLINDER, CJ7F-16/40/22 + UE2-40W HYDRAULIC	091346	1
16	BOLT, M10X25 8.8 ZINC SOCKET HEAD	F81003-32	4

REF	DESCRIPTION (◆ indicates parts available in assemblies only)	PART #	QTY
17	PLATE WELDMENT, HYDRAULIC CYLINDER MOUNTING	094094-1	1
-	GUIDE BLOCK W/SELF-LUBRICATING BUSHINGS	090544	2
18	BLOCK WELDMENT, LOG CLAMP GUIDE PTD	090543-1	1
19	BUSHING, 3040BS SELF-LUBRICATING	088676	2
20	PIN, 25X75 ZINC-PLATED	088659-1	1
21	WASHER, 28 FLAT ZINC	F81061-1	2
22	PIN, S-ZN 5X40 COTTER	F81043-31	6
23	WASHER, 16.3 SPLIT LOCK	F81058-2	2
24	SCREW, M16X55-8.8 HEX SOCKET HEAD CAP ZINC	F81006-18	2
25	PLUG, M33 THREAD #12428	089839	2
26	WASHER, 10.5 FLAT ZINC	F81055-1	18
27	NUT, M10-8-B HEX NYLON ZINC LOCK	F81033-1	18
28	BOLT, M10X35 FE/ZN5 8.8 PN-87/M82302	F81003-56	4
29	BOLT, M10X40-8.8 HEX HEAD FULL THREAD ZINC	F81003-16	4
30	BOLT, M10X75-8.8 HEX HEAD ZINC	F81003-15	2
31	BOLT, M10X95-8.8-B HEX HEAD ZINC	F81003-71	8
32	BUSHING, JFM-2023-21 FLANGED	094113	8
33	RING, W31 INSIDE RETAINING	F81090-53	8
34	WASHER, ZINC-PLATED SPACER	094128-1	2
35	BOLT, M8X12-8.8 HEX HEAD FULL THREAD ZINC	F81002-6	2
36	CYLINDER, SJ2F-16-40/22/80 HYDRAULIC	093880	1
37	WASHER, 21 FLAT ZINC	F81059-2	6
38	FITTING, 1/4NPTX1/4JIC MALE ELBOW	P09142	4

9.30 Main Hydraulic Log Clamp (2 Rods)

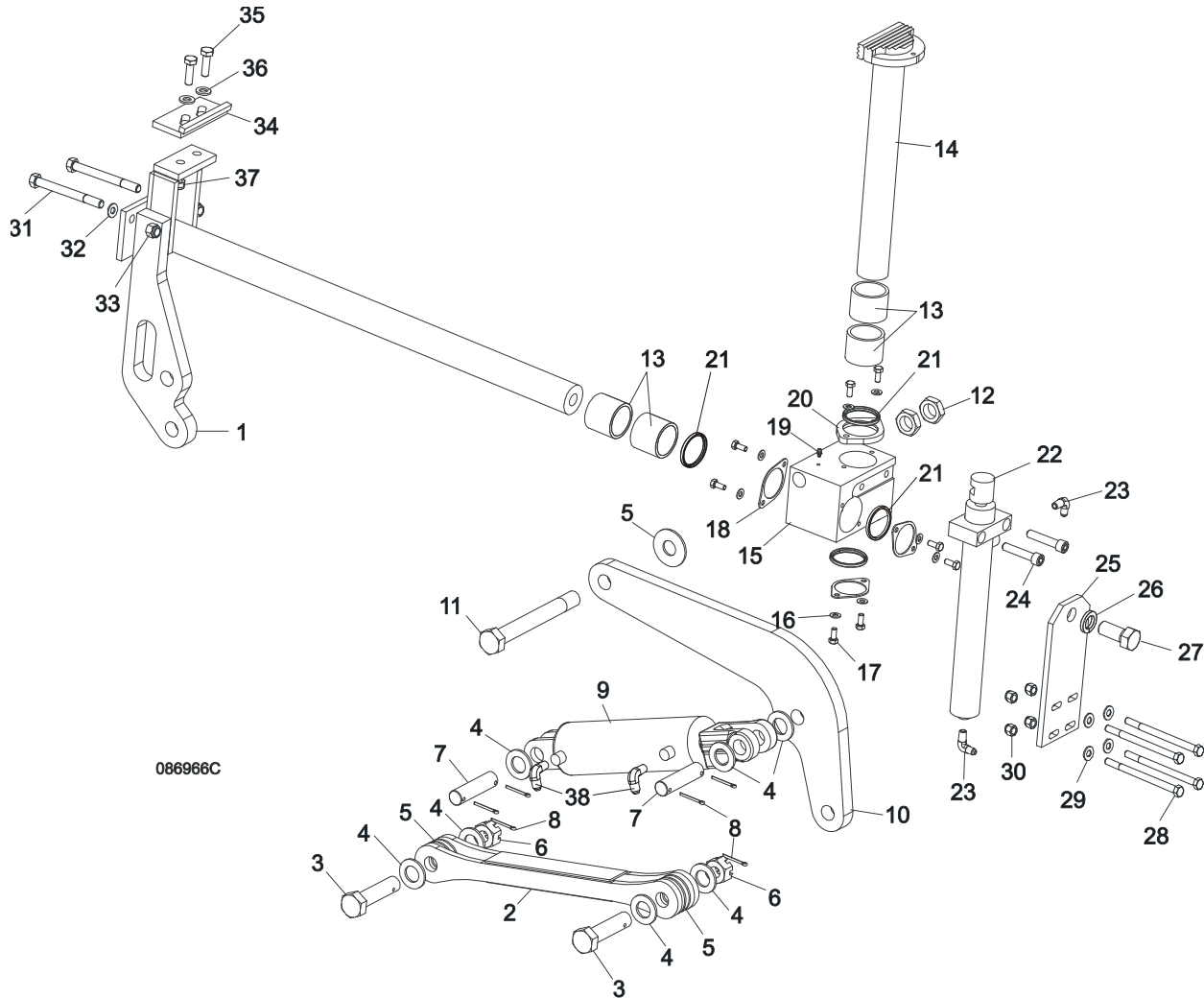
527257_001
527257_MANUAL



REF	DESCRIPTION (◆ indicates parts available in assemblies only)	PART #	QTY
-	CLAMP, MAIN HYDRAULIC - 2 RODS	527257	1
1	ROD WELDMENT, MAIN HYDRAULIC CLAMP	525107-1	1
2	ARM WELDMENT, HYDRAULIC CLAMP LINK PTD	086963-1	1
3	WASHER, 25 X 63 ZINC-PLATED	088585-1	5
4	PIN, HYDRAULIC CYLINDER ZINC-PLATED	086979-1	2
5	WASHER, 28 FLAT ZINC	F81061-1	4
6	PIN, S-ZN-6.3X45 COTTER	F81045-2	4
7	PLATE, MOUNT (LOG CLAMP W/2 RODS)	527258-1	1
8	WASHER, Z 22.5 SPLIT LOCK ZINC	F81059-4	2
9	STOP WLDMT, HYDRAULIC LOG CLAMP PAINTED	086980-1	1
10	WASHER, 13 FLAT ZINC	F81056-1	5
11	BOLT, M12 X 40 8.8 HEX HEAD GRADE 5	F81004-4	2
12	NUT, M12-8 HEX NYLON ZINC LOCK	F81034-2	5

REF	DESCRIPTION (◆ indicates parts available in assemblies only)	PART #	QTY
-	BLOCK, STEEL W/BUSHINGS - COMPLETE	521951	1
-	BLOCK, STEEL W/BUSHINGS	521950-1	1
13	BLOCK, STEEL	521937	1
14	BUSHING, 5040BS SELF-LUBRICATING	088660	2
15	BUSHING, 4040BS SELF-LUBRICATING	525077	4
16	SPACER, HYDRAULIC LOG CLAMP	089324	2
17	WIPER, ZZ 50X60X7 INCO LOG CLAMP ROD	088587	2
18	WASHER, WIPER - WIDE	525080	4
19	WIPER, ZZ-40X50X5/7	525079	4
20	FLANGE, CLAMP ROD WIPER PAINTED	088887-1	2
21	FLANGE, WIPER	525081-1	4
22	WASHER, 8.4 FLAT ZINC	F81054-1	12
23	BOLT, M8X20 8.8 HEX HEAD FULL THREAD ZIN	F81002-4	12
24	FITTING, 3/16X3/16 STRAIGHT GREASE	P04107	1
25	ARM, HYDRAULIC LOG CLAMP LINK	086974-1	1
26	BOLT,M22X1,5X40-8.8-B HEX HEAD FULL ZINC	F81009-1	2
27	CYLINDER, CJ-596-16-70/32/78 HYDRAULIC	088589	1
	GASKET, WM 70/32H178AU(088589)(088680)	589503-S	1
28	WASHER, 25 FLAT ZINC	F81061-3	4
29	PIN, B 24X95/85 CLEVIS ZINC	F81049-2	2
30	NUT, Z M20-8-B SLOTTED CASTLE ZINC	F81037-3	2
31	CYLINDER, CJ-S582-16-50/35/300 HYDRAULIC	711617	1
32	FITTING, 1/4NPTX1/4JIC MALE ELBOW	P09142	2
33	WASHER, 10.5 FLAT ZINC	F81055-1	8
34	NUT, M10-8-B HEX NYLON ZINC LOCK	F81033-1	4
35	BOLT, M10X125 8.8 HEX HEAD ZINC	F81003-18	4
36	BOLT, M12X130-8.8 CARRIAGE HEAD ZINC	F81004-26	3
37	FITTING, 3/8JIC-1/4NPT 90L	015491	2
38	SCREW, M12X80-8.8 HEX SOCKET HEAD CAP ZINC	F81004-20	2
39	BOLT M24X240-8.8-B HEX HEAD ZINC	F81009-17	1
40	NUT, M24-04-B HEX THIN ZINC	F81039-3	2
41	PIN, 4X30 COTTER ZINC-PLATED	F81043-22	2
42	ROD ASSEMBLY, VERTICAL	710735-1	1

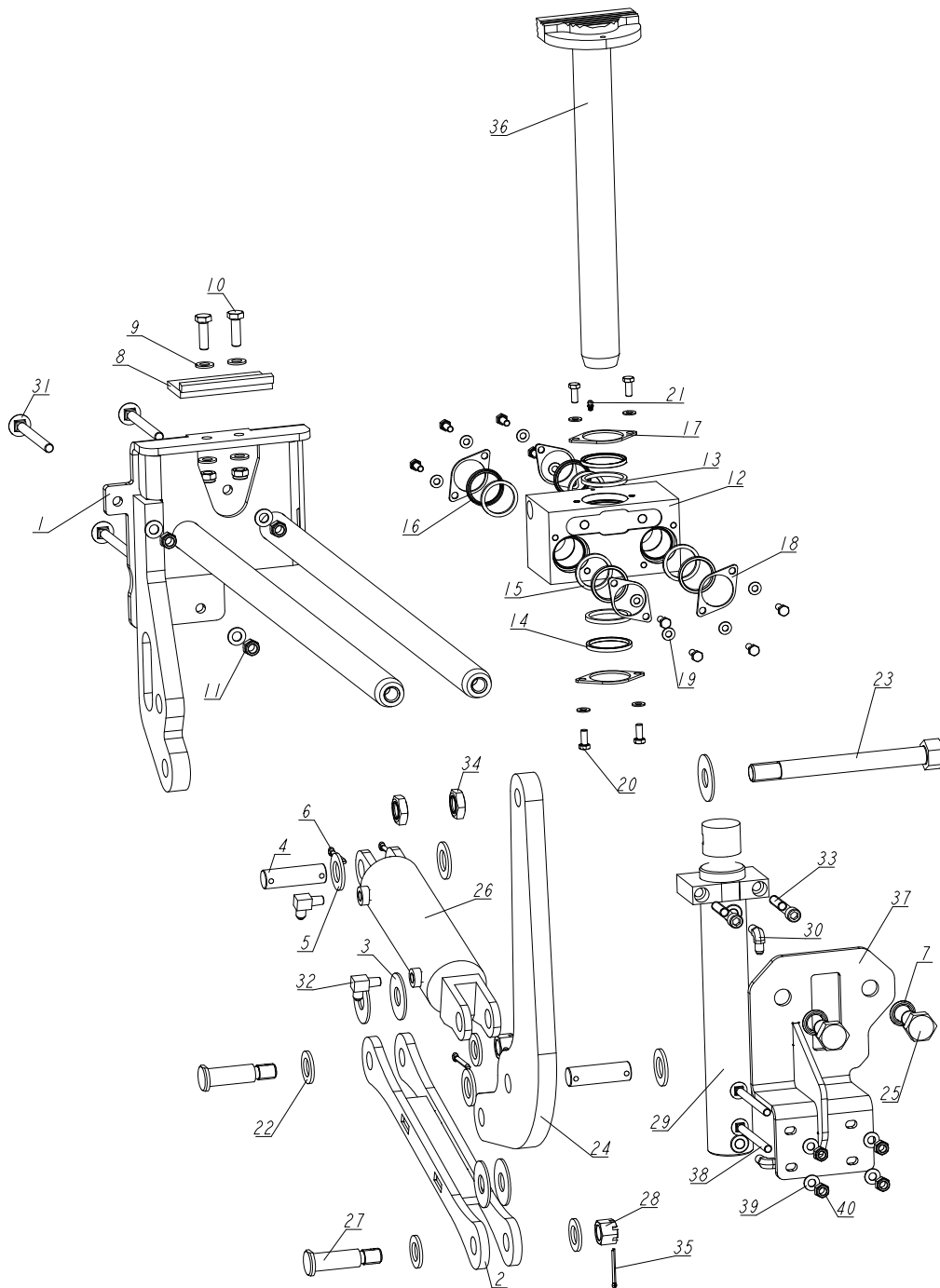
9.31 Hydraulic Log Clamp - Main



REF	DESCRIPTION (◆ indicates parts available in assemblies only)	PART #	QTY
	HYDRAULIC LOG CLAMP ASSEMBLY	088658	1
1	ROD WELDMENT, LOG CLAMP SLIDE PAINTED	086967-1	1
2	ARM WELDMENT, HYDRAULIC CLAMP LINK PTD	086963-1	1
3	PIN, B 24X95/85 CLEVIS ZINC	F81049-2	1
4	WASHER, 25 FLAT ZINC	F81061-3	8
5	WASHER, 25 X 63 ZINC-PLATED	088585-1	5
6	NUT, Z M20-8-B SLOTTED CASTLE ZINC	F81037-3	2
7	PIN, HYDRAULIC CYLINDER ZINC-PLATED	086979-1	2
8	PIN, S-ZN-6.3X45 COTTER	F81045-2	6
9	CYLINDER, CJ-596-16-70/32/78 HYDRAULIC	088589	1
	GASKET, WM 70/32H178AU(088589)(088680)	589503-S	1
10	ARM, HYDRAULIC LOG CLAMP LINK	086974-1	1
11	BOLT, M24X217/39-8.8-B HEX HEAD ZINC	088586-1	1
12	NUT, M24-04-B HEX THIN ZINC	F81039-3	2

13	BUSHING, 5040BS SELF-LUBRICATING	088660	2	
14	ROD WELDMENT, LOG CLAMP VERTICAL PAINTED	088582-1	1	
15	BLOCK, LOG CLAMP PAINTED STEEL	088591-1	1	
16	WASHER, 8.4 FLAT ZINC	F81054-1	8	
17	BOLT, M8X20 8.8 HEX HEAD FULL THREAD ZIN	F81002-4	8	
18	FLANGE, CLAMP ROD WIPER PAINTED	088887-1	3	
19	FITTING, 3/16X3/16 STRAIGHT GREASE	P04107	1	
20	FLANGE, CLAMP ROD WIPER PAINTED	088887-1	1	
21	WIPER, ZZ 50X60X7 INCO LOG CLAMP ROD	088587	1	
22	CYLINDER, CJ-S169-16-40/22/254 HYDRAULIC	088590	1	
23	FITTING, 1/4NPTX1/4JIC MALE ELBOW	P09142	2	
24	SCREW, M12X55-8.8-B HEX SOCKET HEAD CAP	F81004-23	2	
25	PLATE, LOG CLAMP MOUNT PAINTED	086975-1	1	
26	WASHER, Z 22.5 SPLIT LOCK ZINC	F81059-4	1	
27	BOLT,M22X1,5X40-8.8-B HEX HEAD FULL ZINC	F81009-1	1	
28	BOLT, M10X125 8.8 HEX HEAD ZINC	F81003-18	4	
29	WASHER, 10.5 FLAT ZINC	F81055-1	8	
30	NUT, M10-8-B HEX NYLON ZINC LOCK	F81033-1	4	
31	BOLT, M12X130-8.8-HEX HEAD ZINC	F81004-36	2	
32	WASHER, 13 FLAT ZINC	F81056-1	2	
33	NUT, M12-8-B HEX ZINC	F81034-1	2	
	STOP KIT, CLAMP	K09485	1	
34	STOP WLDMT, HYDRAULIC LOG CLAMP PAINTED	086980-1	1	
35	BOLT, M12 X 40 8.8 HEX HEAD GRADE 5	F81004-4	2	
36	WASHER, 13 FLAT ZINC	F81056-1	2	
37	NUT, M12-8 HEX NYLON ZINC LOCK	F81034-2	4	
38	FITTING, 3/8JIC-1/4NPT 90L	015491	2	

9.32 Main Log Clamp (540970)

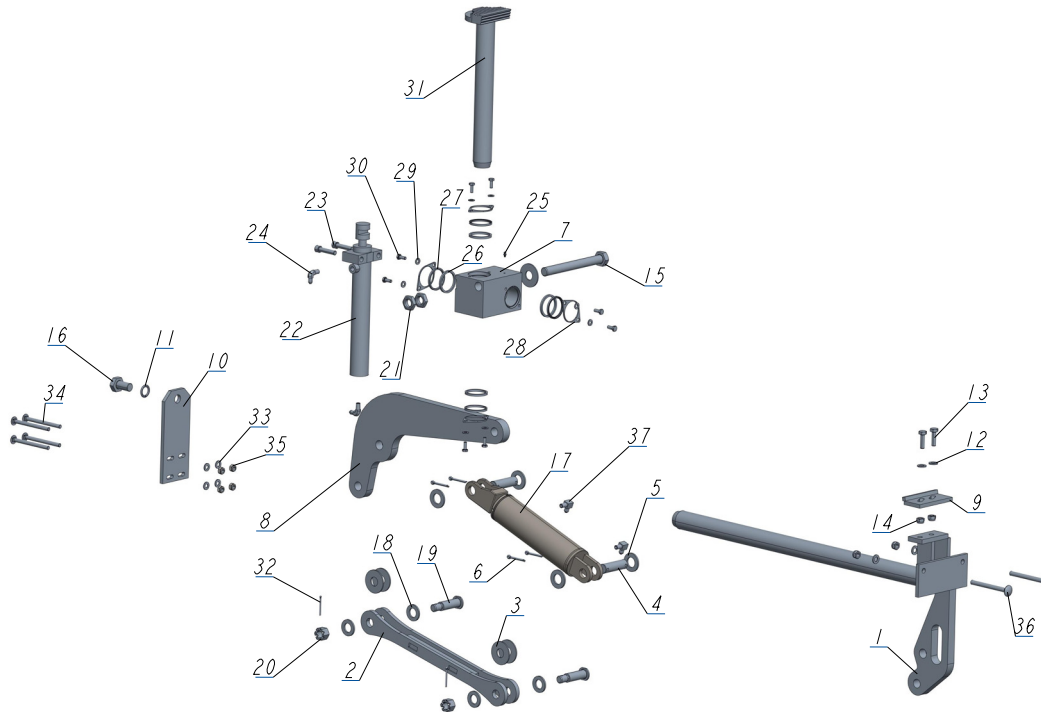


REF	DESCRIPTION (◆ indicates parts available in assemblies only)	PART #	QTY
-	MAIN LOG CLAMP	540970	1
1	ROD ASSEMBLY, MAIN LOG CLAMP	540969-1	1
2	ARM WELDMENT, HYDRAULIC CLAMP LINK PTD	086963-1	1
3	WASHER, 25 X 63 ZINC-PLATED	088585-1	5
4	PIN, HYDRAULIC CYLINDER ZINC-PLATED	086979-1	2
5	WASHER, 28 FLAT ZINC	F81061-1	4
6	PIN, S-ZN-6.3X45 COTTER	F81045-2	4

REF	DESCRIPTION (◆ indicates parts available in assemblies only)	PART #	QTY
7	WASHER, Z 22.5 SPLIT LOCK ZINC	F81059-4	2
8	STOP WLDMT, HYDRAULIC LOG CLAMP PAINTED	086980-1	1
9	WASHER, 13 FLAT ZINC	F81056-1	7
10	BOLT, M12 X 40 8.8 HEX HEAD GRADE 5	F81004-4	2
11	NUT, M12-8 HEX NYLON ZINC LOCK	F81034-2	5
-	BLOCK, STEEL W/BUSHINGS - COMPLETE	521951	1
12	BLOCK, STEEL W/BUSHINGS	521950-1	1
13	SPACER, HYDRAULIC LOG CLAMP	089324	2
14	WIPER, ZZ 50X60X7 INCO LOG CLAMP ROD	088587	2
15	WASHER, WIPER - WIDE	525080	4
16	WIPER, ZZ-40X50X5/7	525079	4
17	FLANGE, CLAMP ROD WIPER PAINTED	088887-1	2
18	FLANGE, WIPER	525081-1	4
19	WASHER, 8.4 FLAT ZINC	F81054-1	12
20	BOLT, M8X20 8.8 HEX HEAD FULL THREAD ZIN	F81002-4	12
21	FITTING, 3/16X3/16 STRAIGHT GREASE	P04107	1
22	WASHER, 25 FLAT ZINC	F81061-3	4
23	BOLT M24X240-8.8-B HEX HEAD ZINC	F81009-17	1
24	ARM, LOG CLAMP	547699-1	1
25	BOLT,M22X1,5X40-8.8-B HEX HEAD FULL ZINC	F81009-1	2
26	CYLINDER, CJ-596-16-70/32/78 HYDRAULIC	088589	1
	GASKET, WM 70/32H178AU(088589)(088680)	589503-S	1
27	PIN, B 24X95/85 CLEVIS ZINC	F81049-2	2
28	NUT, Z M20-8-B SLOTTED CASTLE ZINC	F81037-3	2
29	CYLINDER, CJ-S582-16-50/35/300 HYDRAULIC	711617	1
30	FITTING, 1/4NPTX1/4JIC MALE ELBOW	P09142	2
31	BOLT, M12X130-8.8 CARRIAGE HEAD ZINC	F81004-26	3
32	FITTING, 3/8JIC-1/4NPT 90L	015491	2
33	SCREW, M12X80-8.8 HEX SOCKET HEAD CAP ZINC	F81004-20	2
34	NUT, M24-04-B HEX THIN ZINC	F81039-3	2
35	PIN, 4X30 COTTER ZINC-PLATED	F81043-22	2
36	ROD ASSEMBLY, VERTICAL	710735-1	1
37	BRACKET, COMPLETE	547682-1	1
38	BOLT, M10X125 CARRIAGE	F81003-34	4
39	WASHER, 10.5 FLAT ZINC	F81055-1	4
40	NUT, M10-8-B HEX NYLON ZINC LOCK	F81033-1	4

9.33 Two-Plane Log Clamp - M-type Frame +100 (544213)

544213_001
544213_MANUAL



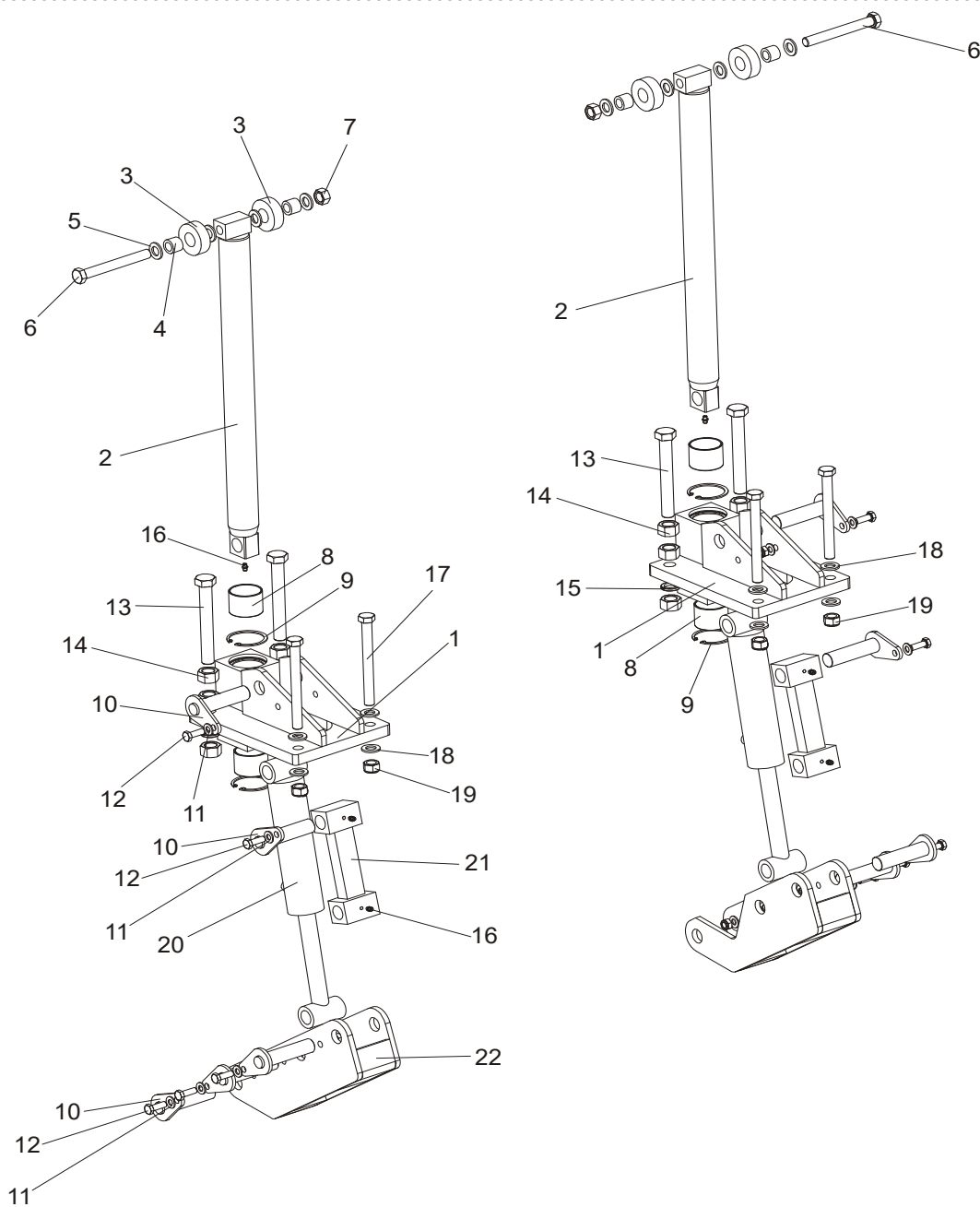
REF	DESCRIPTION (◆ indicates parts available in assemblies only)	PART #	QTY
-	TWO-PLANE LOG CLAMP (M-TYPE FRAME +100)	544213	1
1	ROD ASSEMBLY, TWO-PLANE LOG CLAMP	544212-1	1
2	ARM WELDMENT, HYDRAULIC CLAMP LINK PTD	086963-1	1
3	WASHER, 25 X 63	088585	5
4	PIN, HYDRAULIC CYLINDER ZINC-PLATED	086979-1	2
5	WASHER, 28 FLAT ZINC	F81061-1	4
6	PIN, S-ZN-6.3X45 COTTER	F81045-2	4
7	BLOCK, LOG CLAMP PAINTED STEEL	088591-1	1
8	ARM, LX450 HYDRAULIC CLAMP LINK	518923-1	1
9	STOP WLDMT, HYDRAULIC LOG CLAMP PAINTED	086980-1	1
10	MOUNTING PLATE, PAINTED	551125-1	1
11	WASHER, Z 22.5 SPLIT LOCK ZINC	F81059-4	1
12	WASHER, 13 FLAT ZINC	F81056-1	4
13	BOLT, M12 X 40 8.8 HEX HEAD GRADE 5	F81004-4	2
14	NUT, M12-8 HEX NYLON ZINC LOCK	F81034-2	4
15	BOLT, M24X217/39-8.8-B HEX HEAD ZINC	088586-1	1
16	BOLT, M22X1,5X40-8.8-B HEX HEAD FULL ZINC	F81009-1	1
17	CYLINDER, D70-32H178L432 B	586987	1
18	WASHER, 25 FLAT ZINC	F81061-3	4
19	PIN, B 24X95/85 CLEVIS ZINC	F81049-2	2
20	NUT, Z M20-8-B SLOTTED CASTLE ZINC	F81037-3	2
21	NUT, M24-04-B HEX THIN ZINC	F81039-3	2
22	CYLINDER, CJ-S169-16-40/22/254 HYDRAULIC	088590	1

REF	DESCRIPTION (◆ indicates parts available in assemblies only)	PART #	QTY
23	SCREW, M12X55-8.8-B HEX SOCKET HEAD CAP	F81004-23	2
24	FITTING, 1/4NPTX1/4JIC MALE ELBOW	P09142	2
25	FITTING, 3/16X3/16 STRAIGHT GREASE	P04107	1
26	SPACER, HYDRAULIC LOG CLAMP	089324	4
27	WIPER, ZZ 50X60X7 INCO LOG CLAMP ROD	088587	4
28	FLANGE, CLAMP ROD WIPER PAINTED	088887-1	4
29	WASHER, 8.4 FLAT ZINC	F81054-1	8
30	BOLT, M8X20 8.8 HEX HEAD FULL THREAD ZIN	F81002-4	8
31	ROD WELDMENT, LOG CLAMP VERTICAL PAINTED	088582-1	1
32	PIN, S-ZN 4 X 45 COTTER	F81043-21	2
33	WASHER, 10.5 FLAT ZINC	F81055-1	4
34	BOLT, M10X125 CARRIAGE	F81003-34	4
35	NUT, M10-8-B HEX NYLON ZINC LOCK	F81033-1	4
36	BOLT, M12X130-8.8 CARRIAGE HEAD ZINC	F81004-26	2
37	FITTING, 3/8JIC-1/4NPT 90L	015491	2

9 HYDRAULIC SYSTEM

Hydraulic Log Side Supports (Super Version)

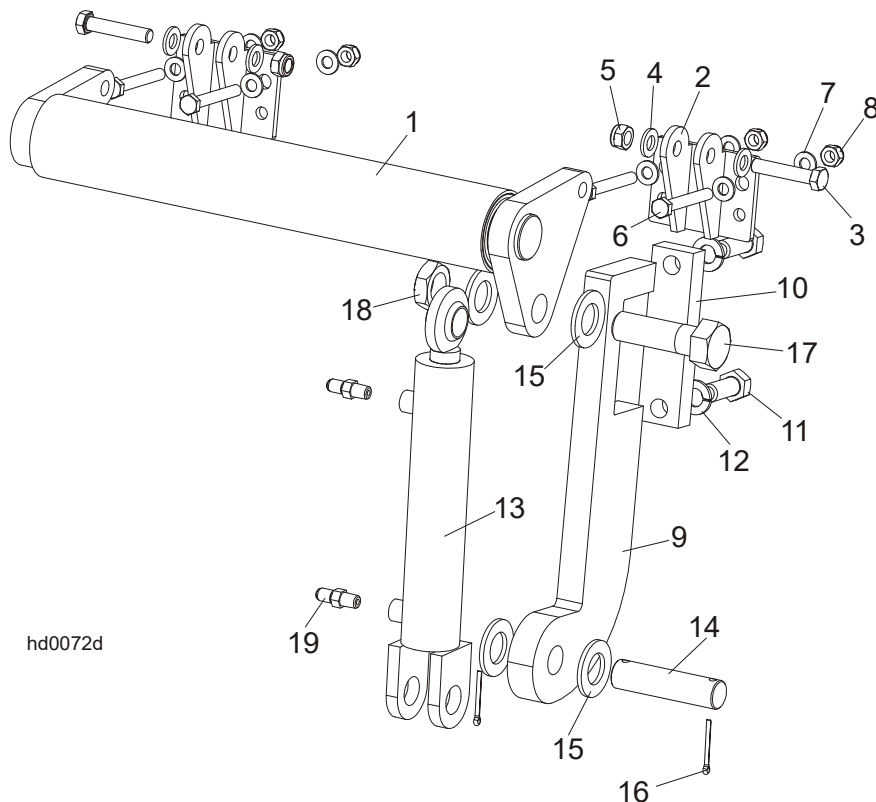
9.34 Hydraulic Log Side Supports (Super Version)



REF	DESCRIPTION (◆ indicates parts available in assemblies only)	PART #	QTY
	SUPPORT, LT70/300 VERTICAL LOG SIDE (2)	094388	
1	MOUNT WELDMENT, LT70/300 VERTICAL SIDE SUPPORT UPPER	508958-1	1
2	ROD WELDMENT, LT70/300 VERTICAL SIDE SUPPORT COMPLETE	094011-1	1
3	ROLLER, LT70/300 VERTICAL SIDE SUPPORT Z	094013-1	2
4	BUSHING, 16/25-20	094012	2
5	WASHER, 17 FLAT ZINC	F81058-1	4
6	BOLT, M16X140-8.8 HEX HEAD ZINC	F81006-4	1
7	NUT, M16-5.8 HEX ZINC	F81036-1	1
8	BUSHING, 5040BS SELF-LUBRICATING	088660	1
9	RING, 62W INSIDE RETAINING	F81090-1	2

10	PIN WELDMENT, VERTICAL SIDE SUPPORT ZINC-PLATED	091197-1	5	
11	WASHER, 10.5 FLAT ZINC	F81055-1	5	
12	BOLT, M10X30 5.8 HEX HEAD FULL THREAD Z	F81003-2	5	
13	BOLT, ISO 4017 M20X150 8.8 HEX HEAD FULL	F81007-3	2	
14	NUT, M20-8 HEX ZINC	F81037-1	6	
15	WASHER, 20.5 SPLIT LOCK ZINC	F81059-1	2	
16	FITTING, M6 GREASE	086280	2	
17	BOLT, M16X160 HEX HEAD ZINC	F81006-20	2	
18	WASHER, 17 FLAT ZINC	F81058-1	4	
19	NUT, M16,HEX, NYLON ZINC LOCK	F81036-2	2	
20	CYLINDER, 28/150 1/4 NPT PORT HYDRAULIC	094002	1	
21	LINK WELDMENT, LT70/300 VERTICAL SIDE SU	094016-1	1	
22	MOUNT WELDMENT, LT70/300 VERTICAL SIDE SUPPORT	094387-1	1	
	SUPPORT, LT70/300 VERTICAL LOG SIDE	094010		
1	MOUNT WELDMENT, LT70/300 VERTICAL SIDE SUPPORT UPPER	508958-1	1	
2	ROD WELDMENT, LT70/300 VERTICAL SIDE SUPPORT COMPLETE	094011-1	1	
3	ROLLER, LT70/300 VERTICAL SIDE SUPPORT Z	094013-1	2	
4	BUSHING, 16/25-20	094012	2	
5	WASHER, 17 FLAT ZINC	F81058-1	4	
6	BOLT, M16X140-8.8 HEX HEAD ZINC	F81006-4	1	
7	NUT, M16-5.8 HEX ZINC	F81036-1	1	
8	BUSHING, 5040BS SELF-LUBRICATING	088660	1	
9	RING, 62W INSIDE RETAINING	F81090-1	2	
10	PIN WELDMENT, VERTICAL SIDE SUPPORT ZINC-PLATED	091197-1	5	
11	WASHER, 10.5 FLAT ZINC	F81055-1	5	
12	BOLT, M10X30 5.8 HEX HEAD FULL THREAD Z	F81003-2	5	
13	BOLT, ISO 4017 M20X150 8.8 HEX HEAD FULL	F81007-3	2	
14	NUT, M20-8 HEX ZINC	F81037-1	6	
15	WASHER, 20.5 SPLIT LOCK ZINC	F81059-1	2	
16	FITTING, M6 GREASE	086280	2	
17	BOLT, M16X160 HEX HEAD ZINC	F81006-20	2	
18	WASHER, 17 FLAT ZINC	F81058-1	4	
19	NUT, M16,HEX, NYLON ZINC LOCK	F81036-2	2	
20	CYLINDER, 28/150 1/4 NPT PORT HYDRAULIC	094002	1	
21	LINK WELDMENT, LT70/300 VERTICAL SIDE SU	094016-1	1	
22	MOUNT WELDMENT, LT70/300 VERTICAL SIDE SUPPORT LOWER	094387-1	1	

9.35 Hydraulic Toe Board

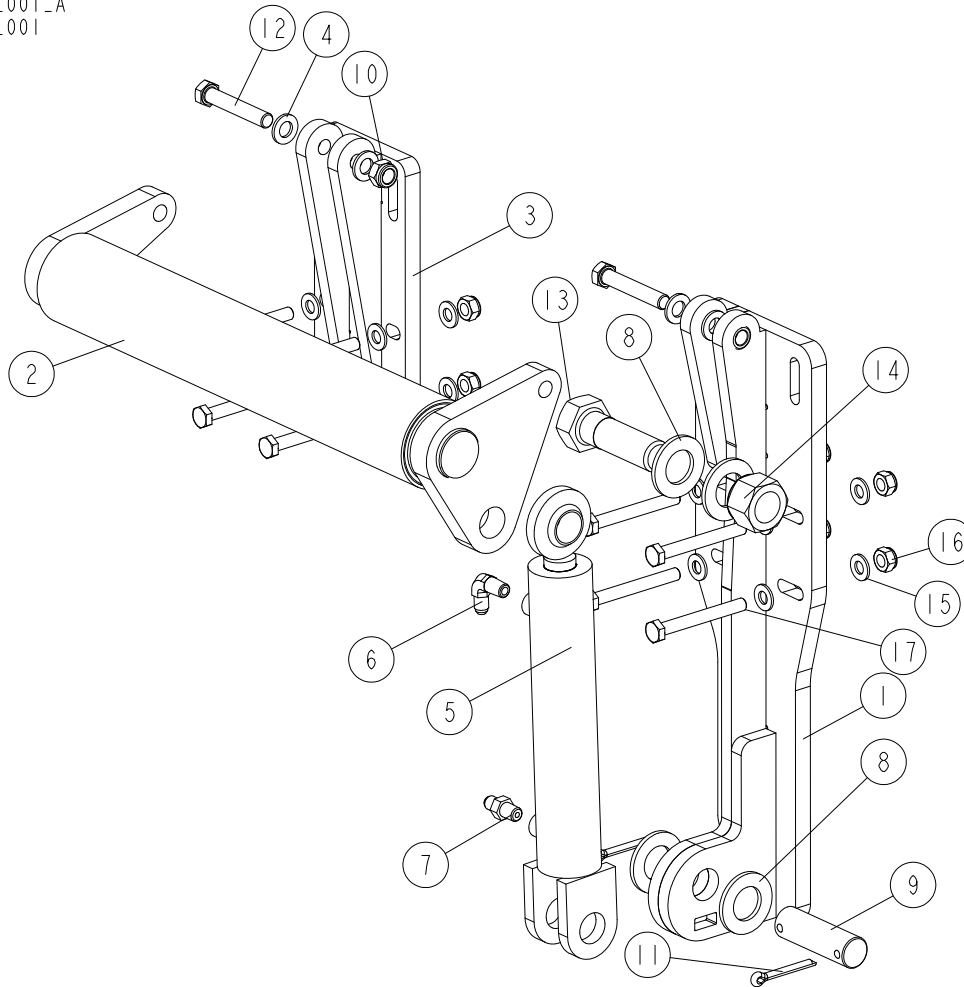


hd0072d

REF	DESCRIPTION (◆ indicates parts available in assemblies only)	PART #	QTY
	HYDRAULIC TOE BOARD - REAR	092634	1
1	ROLLER WELDMENT, HYDRAULIC TOE BOARD	086253-1	1
2	BRACKET, TOE BOARD ROLLER MOUNT	087903-1	4
3	BOLT, M12X60-8.8 HEX HEAD ZINC	F81004-5	4
4	WASHER, 13 FLAT ZINC	F81056-1	8
5	NUT, M12-8 HEX NYLON ZINC LOCK	F81034-2	4
6	BOLT, M10X75-8.8 HEX HEAD ZINC	F81003-15	8
7	WASHER, 10.5 FLAT ZINC	F81055-1	16
8	NUT, M10-8-B HEX NYLON ZINC LOCK	F81033-1	8
9	BRACKET, HYDRAULIC TOEBOARD MOUNT	087729-1	2
10	PLATE, HYDRAULIC TOEBOARD MOUNT	090086-1	2
11	BOLT, M16X40-8.8 HEX HEAD FULL THREAD ZINC	F81006-13	4
12	WASHER, 16.3 SPLIT LOCK	F81058-2	4
13	CYLINDER, CJ-S170-16-40/25/152 HYDRAULIC	088681	2
14	PIN, HYDRAULIC CYLINDER ZINC-PLATED	086979-1	2
15	WASHER, 28 FLAT ZINC	F81061-1	8
16	PIN, 3/16X1.5 COTTER	F05012-23	4
17	BOLT, 1-8X3 1/4 HH GR5	F05009-51	2
18	NUT, 1-14 HEX JAM UNPLATED	F05010-117	2
19	FITTING, 1/4NPTX1/4JIC MALE	P09143	4

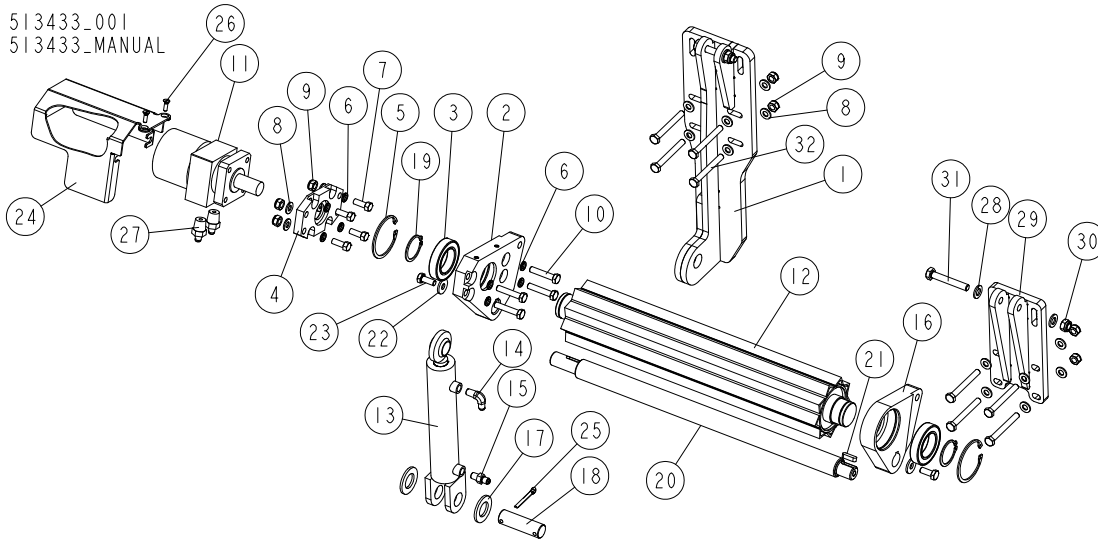
9.36 Left Hydraulic Toe Board (mounted on lower bed rail)

519735_001-A
519735_001



REF	DESCRIPTION (◆ indicates parts available in assemblies only)	PART #	QTY
-	ROLLER, LEFT HYDRAULIC TOE BOARD (MOUNTED ON LOWER BED RAIL)	519735	1
1	BRACKET WELDMENT, HYDRAULIC CYLINDER MOUNT	527018-1	1
2	ROLLER WELDMENT, HYDRAULIC TOE BOARD	086253-1	1
3	BRACKET WELDMENT, ROLLER	520099-1	1
4	WASHER, 13 FLAT ZINC	F81056-1	28
-	CYLINDER ASSEMBLY, HYDRAULIC TOE BOARD	085937	1
5	CYLINDER, CJ-S170-16-40/25/152 HYDRAULIC	088681	1
6	FITTING, 1/4NPTX1/4JIC MALE ELBOW	P09142	1
7	FITTING, 1/4NPTX1/4JIC MALE	P09143	1
8	WASHER, 28 FLAT ZINC	F81061-1	4
9	PIN, HYDRAULIC CYLINDER ZINC-PLATED	086979-1	1
10	NUT, M12-8 HEX NYLON ZINC LOCK	F81034-2	14
11	PIN, S-ZN-6.3X45 COTTER	F81045-2	2
12	BOLT, M12X70 8.8 HEX HEAD ZINC	F81004-39	2
13	BOLT, M12X90 8.8 HEX HEAD ZINC	F81004-2	12
14	BOLT, 1-8X3 1/4 HH GR5	F05009-51	1
15	NUT, 1-8 HEX NYLON LOCK ZINC	F05010-109	1

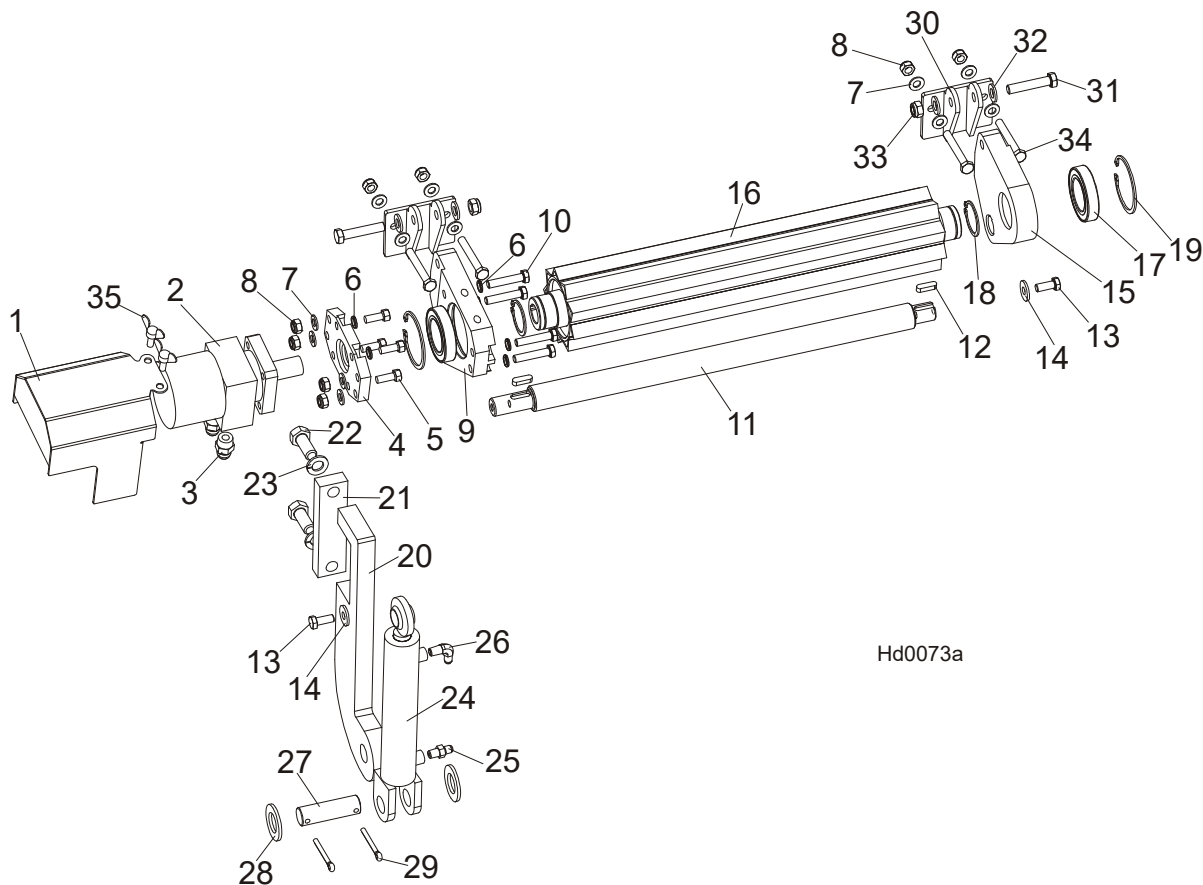
9.37 Driven Log Levelling Roller (mounted on lower bed rail)



REF	DESCRIPTION (◆ indicates parts available in assemblies only)	PART #	QTY
-	ROLLER, DRIVEN LOG LEVELLING (LOWER BED RAIL)	513433	1
1	BRACKET WELDMENT, POWER ROLLER	510605-1	1
2	BRACKET, SIDE W/HYDRO MOTOR CONNECTOR	096029-1	1
3	BEARING, 6009.2RSR (FAG) ROLLING	096025	2
4	PLATE, HYDRAULIC MOTOR MOUNT	096030-1	1
5	RING, W 75 INSIDE RETAINING	F81090-41	2
6	WASHER, Z 10.2 SPLIT LOCK ZINC	F81055-2	8
7	BOLT, 3/8-16 X 1" HEX HEAD	F05007-7	4
8	WASHER, 10.5 FLAT ZINC	F81055-1	20
9	NUT, M10-8-B HEX NYLON ZINC LOCK	F81033-1	12
10	BOLT, M10X50-8.8 HEX HEAD FULL THREAD ZI	F81003-4	4
11	MOTOR, MG06-13-13AAAAB HYDRAULIC	P21506	1
12	ROLLER WELDMENT, DRIVEN LOG LEVELLING	096028-1	1
-	CYLINDER ASSEMBLY, HYDRAULIC TOE BOARD	085937	1
13	CYLINDER, CJ-S170-16-40/25/152 HYDRAULIC	088681	1
14	FITTING, 1/4NPTX1/4JIC MALE ELBOW	P09142	1
15	FITTING, 1/4NPTX1/4JIC MALE	P09143	1
16	BRACKET, POWER ROLLER SIDE	096031-1	1
17	WASHER, 28 FLAT ZINC	F81061-1	2
18	PIN, HYDRAULIC CYLINDER ZINC-PLATED	086979-1	1
19	RING, Z 45 OUTSIDE RETAINING	F81090-32	2
20	ROD, CONNECTION	096034-1	1
21	KEY, A8X7X28 PARALLEL	096035	2
22	WASHER, 10.5 SPECIAL FLAT ZINC	F81055-6	2
23	BOLT, M10X25 8.8 HEX HEAD FULL THREAD ZINC	F81003-31	2
24	COVER, HYDRAULIC MOTOR	096037-1	1
25	PIN, S-ZN-6.3X45 COTTER	F81045-2	1
26	SCREW, M6X20- 4.8-B	F81001-31	2

REF	DESCRIPTION (◆ indicates parts available in assemblies only)	PART #	QTY	
27	FITTING, 1/2-14NPT/ 7/16-20UNF STRAIGHT W/MALE THREAD	096919	2	
28	WASHER, 13 FLAT ZINC	F81056-1	4	
29	BRACKET WELDMENT, ROLLER	520099-1	1	
30	NUT, M12-8 HEX NYLON ZINC LOCK	F81034-2	2	
31	BOLT M12X75	F81004-10	2	
32	BOLT, M10X85-8.8 HEX HEAD ZINC	F81003-125	8	

9.38 Power Toe Roller

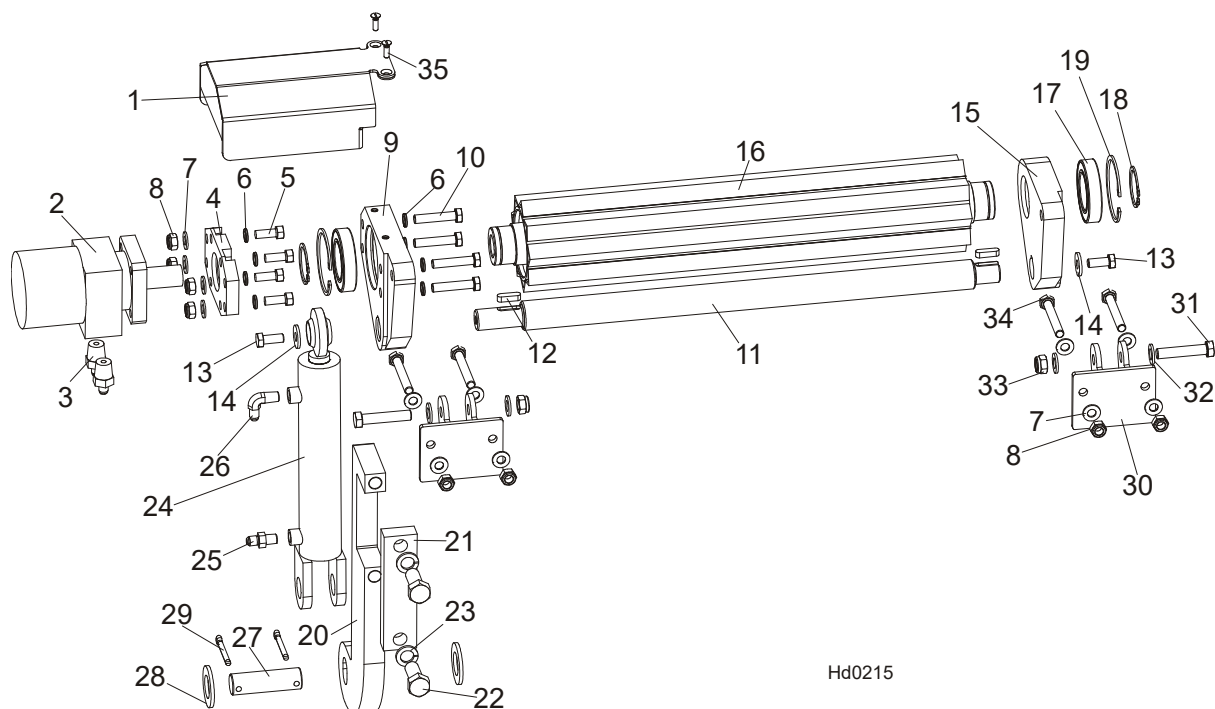


Hd0073a

REF	DESCRIPTION (◆ indicates parts available in assemblies only)	PART #	QTY
	POWER ROLLER	096040	1
1	COVER, HYDRAULIC MOTOR	096037-1	1
2	MOTOR, MG06-13-13AAAB HYDRAULIC	P21506	1
3	FITTING, 1/2-14NPT/ 7/16-20UNF STRAIGHT	096919	2
4	PLATE, HYDRAULIC MOTOR MOUNT	096030-1	1
5	BOLT, 3/8-16 X 1" HEX HEAD	F05007-7	4
6	WASHER, Z 10.2 SPLIT LOCK ZINC	F81055-2	4
7	WASHER, 10.5 FLAT ZINC	F81055-1	12
8	NUT, M10-8-B HEX NYLON ZINC LOCK	F81033-1	8
9	BRACKET, SIDE W/HYDRO MOTOR CONNECTOR	096029-1	1
10	BOLT, M10X50-8.8 HEX HEAD FULL THREAD ZI	F81003-4	4
11	ROD, CONNECTION	096034	1
12	KEY, A8X7X28 PARALLEL	096035	2
13	BOLT, M10X25 8.8 HEX HEAD FULL THREAD ZINC	F81003-31	2
14	WASHER, 10.5 SPECIAL FLAT ZINC	F81055-6	2
15	BRACKET, POWER ROLLER SIDE	096031-1	1
16	ROLLER WELDMENT, DRIVEN LOG LEVELLING	096028-1	1
17	BEARING, 6009.2RSR (FAG) ROLLING	096025	2
18	RING, Z 45 OUTSIDE RETAINING	F81090-32	2
19	RING, W 75 INSIDE RETAINING	F81090-41	2
20	BRACKET, HYDRAULIC TOEBOARD MOUNT	087729-1	1

21	PLATE, HYDRAULIC TOEBOARD MOUNT	090086-1	1	
22	BOLT, M16X40-8.8 HEX HEAD FULL THREAD ZINC	F81006-13	2	
23	WASHER, 16.3 SPLIT LOCK	F81058-2	2	
	CYLINDER ASSEMBLY, HYDRAULIC TOE BOARD	085937	1	
24	CYLINDER, CJ-S170-16-40/25/152 HYDRAULIC	088681	1	
25	FITTING, 1/4NPTX1/4JIC MALE	P09143	1	
26	FITTING, 1/4NPTX1/4JIC MALE ELBOW	P09142	1	
27	PIN, HYDRAULIC CYLINDER ZINC-PLATED	086979-1	1	
28	WASHER, 28 FLAT ZINC	F81061-1	2	
29	PIN, S-ZN-6.3X45 COTTER	F81045-2	2	
30	BRACKET, TOE BOARD ROLLER MOUNT	087903-1	2	
31	BOLT, M12X60-8.8 HEX HEAD ZINC	F81004-5	2	
32	WASHER, 13 FLAT ZINC	F81056-1	4	
33	NUT, M12-8 HEX NYLON ZINC LOCK	F81034-2	2	
34	BOLT, M10X75-8.8 HEX HEAD ZINC	F81003-15	4	
35	SCREW, M6 X 16 THUMB	F81001-16	2	

9.39 Power Toe Roller (Option)



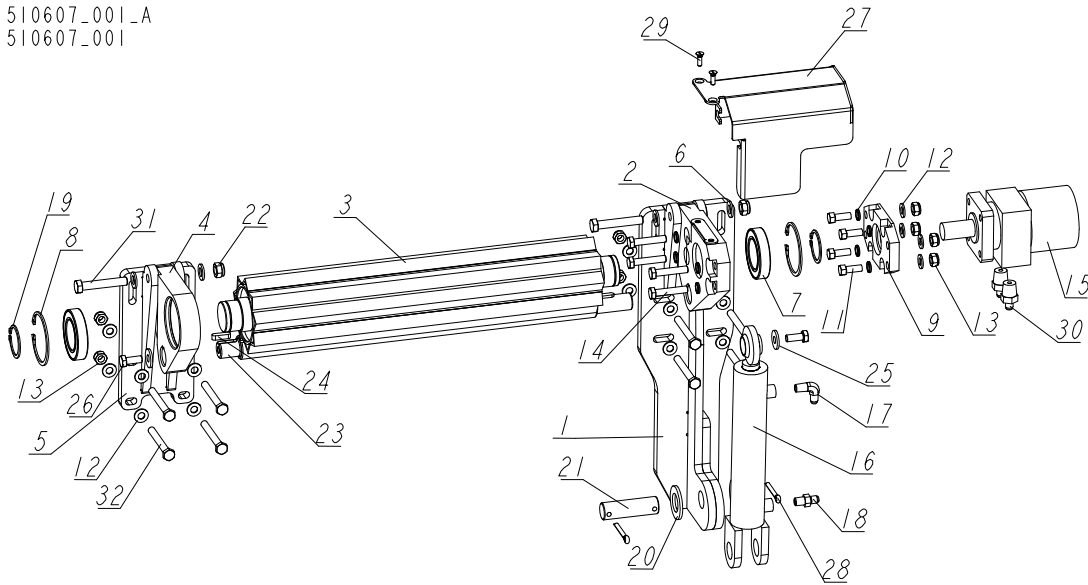
Hd0215

REF	DESCRIPTION (◆ indicates parts available in assemblies only)	PART #	QTY
	POWER ROLLER	507688	1
1	GUARD, HYDRAULIC MOTOR	507690-1	1
2	MOTOR, MG06-13-13AAAB HYDRAULIC	P21506	1
3	FITTING, 1/2-14NPT/ 7/16-20UNF STRAIGHT	096919	2
4	PLATE, HYDRAULIC MOTOR MOUNT	096030-1	1
5	BOLT, 3/8-16 X 1" HEX HEAD	F05007-7	4
6	WASHER, Z 10.2 SPLIT LOCK ZINC	F81055-2	4
7	WASHER, 10.5 FLAT ZINC	F81055-1	12
8	NUT, M10-8-B HEX NYLON ZINC LOCK	F81033-1	8
9	BRACKET, SIDE W/HYDRO MOTOR CONNECTOR	507684-1	1
10	BOLT, M10X50-8.8 HEX HEAD FULL THREAD ZI	F81003-4	4
11	ROD, CONNECTION	096034	1
12	KEY, A8X7X28 PARALLEL	096035	2
13	BOLT, M10X25 8.8 HEX HEAD FULL THREAD ZINC	F81003-31	2
14	WASHER, 10.5 SPECIAL FLAT ZINC	F81055-6	2
15	BRACKET, SIDE	507687-1	1
16	ROLLER WELDMENT, DRIVEN LOG LEVELLING	096028-1	1
17	BEARING, 6009.2RSR (FAG) ROLLING	096025	2
18	RING, Z 45 OUTSIDE RETAINING	F81090-32	2
19	RING, W 75 INSIDE RETAINING	F81090-41	2
20	BRACKET, HYDRAULIC TOEBOARD MOUNT	087729-1	1
21	PLATE, HYDRAULIC TOEBOARD MOUNT	090086-1	1
22	BOLT, M16X40-8.8 HEX HEAD FULL THREAD ZINC	F81006-13	2
23	WASHER, 16.3 SPLIT LOCK	F81058-2	2
	CYLINDER ASSEMBLY, HYDRAULIC TOE BOARD	085937	1

24	CYLINDER, CJ-S170-16-40/25/152 HYDRAULIC	088681	1	
25	FITTING, 1/4NPTX1/4JIC MALE	P09143	1	
26	FITTING, 1/4NPTX1/4JIC MALE ELBOW	P09142	1	
27	PIN, HYDRAULIC CYLINDER ZINC-PLATED	086979-1	1	
28	WASHER, 28 FLAT ZINC	F81061-1	2	
29	PIN, S-ZN-6.3X45 COTTER	F81045-2	2	
30	BRACKET, TOE BOARD ROLLER MOUNT	087903-1	2	
31	BOLT, M12X60-8.8 HEX HEAD ZINC	F81004-5	2	
32	WASHER, 13 FLAT ZINC	F81056-1	4	
33	NUT, M12-8 HEX NYLON ZINC LOCK	F81034-2	2	
34	BOLT, M10X75-8.8 HEX HEAD ZINC	F81003-15	4	
35	SCREW, M6X20- 4.8-B	F81001-31	2	

9.40 Driven Log Levelling Roller, Lower Bed Rail (Option)

510607_001_A
510607_001

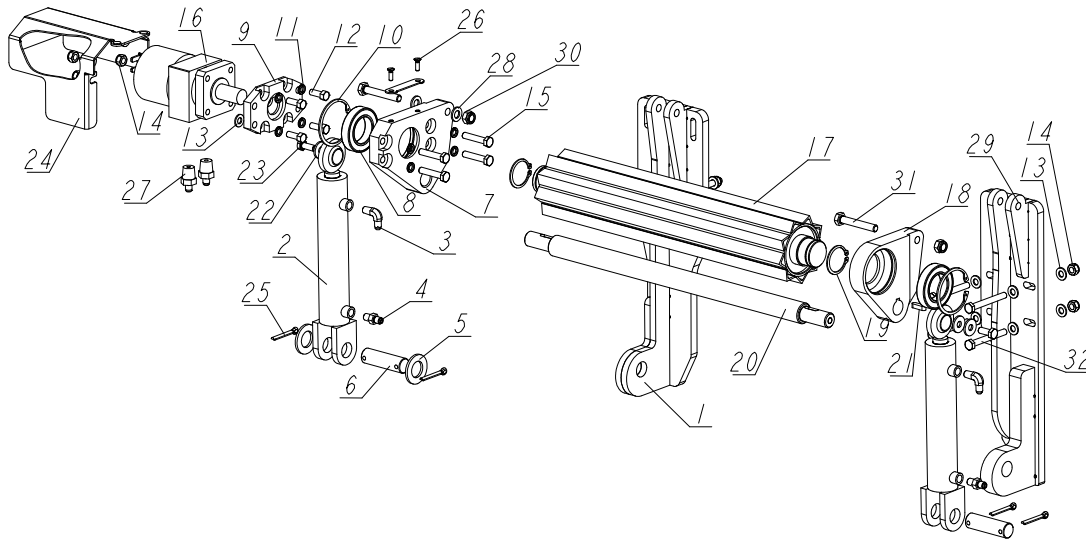


REF	DESCRIPTION (◆ indicates parts available in assemblies only)	PART #	QTY
-	DRIVEN LOG LEVELLING ROLLER - LEFT W/CLAMP	510607	1
1	BRACKET WELDMENT, HYDRAULIC CYLINDER MOUNT	527018-1	1
2	BRACKET, SIDE W/HYDRO MOTOR CONNECTOR	507684-1	1
3	ROLLER WELDMENT, DRIVEN LOG LEVELLING	096028-1	1
4	BRACKET, SIDE	507687-1	1
5	BRACKET WELDMENT, ROLLER	520099-1	1
6	WASHER, 13 FLAT ZINC	F81056-1	21
7	BEARING, 6009.2RSR (FAG) ROLLING	096025	2
8	RING, W 75 INSIDE RETAINING	F81090-41	2
9	PLATE, HYDRAULIC MOTOR MOUNT	096030-1	1
10	WASHER, Z 10.2 SPLIT LOCK ZINC	F81055-2	8
11	BOLT, 3/8-16 X 1" HEX HEAD	F05007-7	4
12	WASHER, 10.5 FLAT ZINC	F81055-1	4
13	NUT, M10-8-B HEX NYLON ZINC LOCK	F81033-1	4
14	BOLT, M10X50-8.8 HEX HEAD FULL THREAD ZI	F81003-4	4
15	MOTOR, MG06-13-13AAAB HYDRAULIC	P21506	1
-	CYLINDER ASSEMBLY, HYDRAULIC TOE BOARD	085937	1
16	CYLINDER, CJ-S170-16-40/25/152 HYDRAULIC	088681	1
17	FITTING, 1/4NPTX1/4JIC MALE ELBOW	P09142	1
18	FITTING, 1/4NPTX1/4JIC MALE	P09143	1
19	RING, Z 45 OUTSIDE RETAINING	F81090-32	2
20	WASHER, 28 FLAT ZINC	F81061-1	2
21	PIN, 25.4X84	086979	1
22	NUT, M12-8 HEX NYLON ZINC LOCK	F81034-2	11
23	ROD, CONNECTION	096034	1
24	KEY, A8X7X28 PARALLEL	096035	2
25	WASHER, 10.5 SPECIAL FLAT ZINC	F81055-6	2
26	BOLT, M10X25 8.8 HEX HEAD FULL THREAD ZINC	F81003-31	2

REF	DESCRIPTION (◆ indicates parts available in assemblies only)	PART #	QTY	
27	GUARD, HYDRAULIC MOTOR	507690-1	1	
28	PIN, S-ZN-6.3X45 COTTER	F81045-2	2	
29	SCREW, M6X20- 4.8-B	F81001-31	2	
30	FITTING, 1/2-14NPT/ 7/16-20UNF STRAIGHT W/MALE THREAD	096919	2	
31	BOLT, M12X70 8.8 HEX HEAD ZINC	F81004-39	2	
32	BOLT, M12X90 8.8 HEX HEAD ZINC	F81004-2	8	

9.41 Driven Log Levelling Roller, Right w/2 Cylinders (Option)

526160_001_A
526160_MANUAL

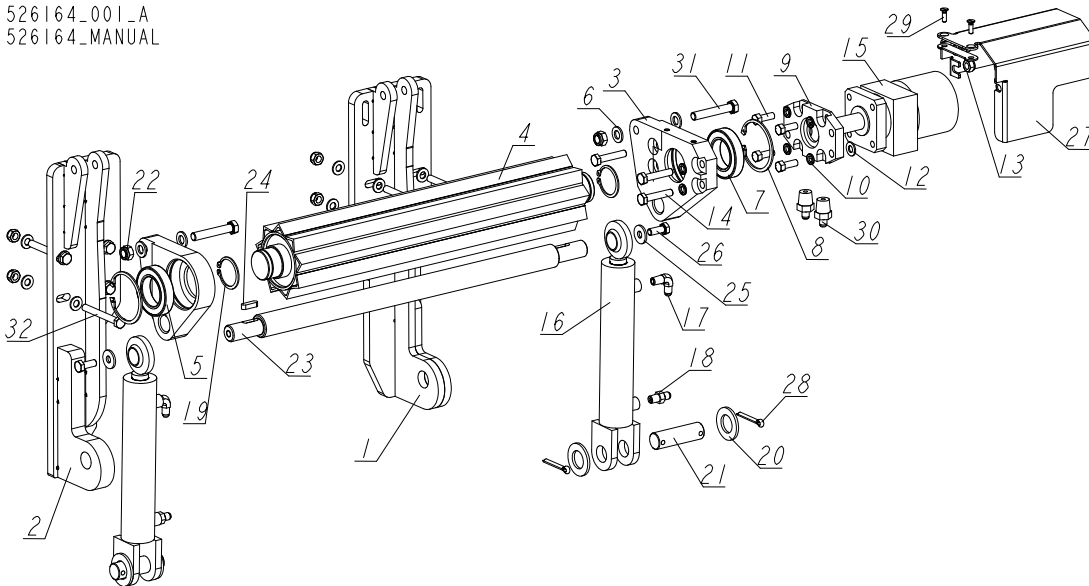


REF	DESCRIPTION (◆ indicates parts available in assemblies only)	PART #	QTY
-	ROLLER, DRIVEN LOG LEVELLING - RIGHT W/2 CYLINDERS	526160	1
1	BRACKET WELDMENT, POWER ROLLER	510605-1	1
-	CYLINDER ASSEMBLY, HYDRAULIC TOE BOARD	085937	2
2	CYLINDER, CJ-S170-16-40/25/152 HYDRAULIC	088681	1
3	FITTING, 1/4NPTX1/4JIC MALE ELBOW	P09142	1
4	FITTING, 1/4NPTX1/4JIC MALE	P09143	1
5	WASHER, 28 FLAT ZINC	F81061-1	2
6	PIN, HYDRAULIC CYLINDER ZINC-PLATED	086979-1	2
7	BRACKET, SIDE W/HYDRO MOTOR CONNECTOR	096029-1	1
8	BEARING, 6009.2RSR (FAG) ROLLING	096025	2
9	PLATE, HYDRAULIC MOTOR MOUNT	096030-1	1
10	RING, W 75 INSIDE RETAINING	F81090-41	2
11	WASHER, Z 10.2 SPLIT LOCK ZINC	F81055-2	8
12	BOLT, 3/8-16 X 1" HEX HEAD	F05007-7	4
13	WASHER, 10.5 FLAT ZINC	F81055-1	20
14	NUT, M10-8-B HEX NYLON ZINC LOCK	F81033-1	12
15	BOLT, M10X50-8.8 HEX HEAD FULL THREAD ZI	F81003-4	4
16	MOTOR, MG06-13-13AAAB HYDRAULIC	P21506	1
17	ROLLER WELDMENT, DRIVEN LOG LEVELLING	096028-1	1
18	BRACKET, POWER ROLLER SIDE	096031-1	1
19	RING, Z 45 OUTSIDE RETAINING	F81090-32	2
20	ROD, CONNECTION	520349	1
21	KEY, A8X7X28 PARALLEL	096035	2
22	WASHER, 10.5 SPECIAL FLAT ZINC	F81055-6	3
23	BOLT, M10X25 8.8 HEX HEAD FULL THREAD ZINC	F81003-31	2
24	COVER, HYDRAULIC MOTOR	096037-1	1
25	PIN, S-ZN-6.3X45 COTTER	F81045-2	4
26	SCREW, M6X20- 4.8-B	F81001-31	2

REF	DESCRIPTION (◆ indicates parts available in assemblies only)	PART #	QTY	
27	FITTING, 1/2-14NPT/ 7/16-20UNF STRAIGHT	096919	2	
28	WASHER, 13 FLAT ZINC	F81056-1	4	
29	BRACKET WELDMENT, CYLINDER MOUNT	526162-1	1	
30	NUT, M12-8 HEX NYLON ZINC LOCK	F81034-2	2	
31	BOLT M12X75	F81004-10	2	
32	BOLT, M10X85-8.8 HEX HEAD ZINC	F81003-125	8	

9.42 Driven Log Levelling Roller, Left w/2 Cylinders

526164_001_A
526164_MANUAL

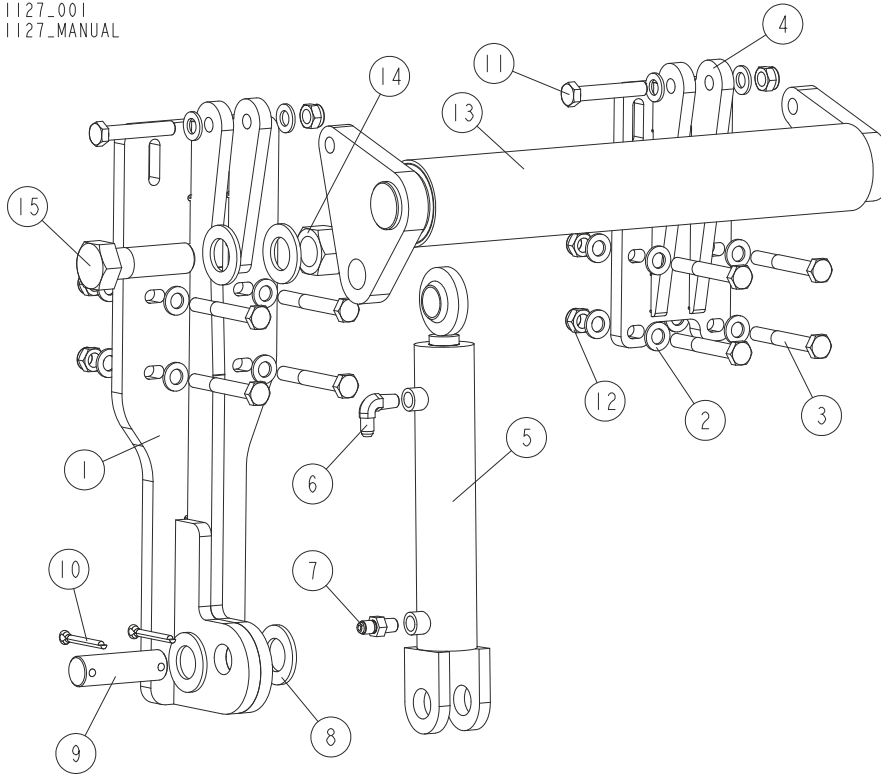


REF	DESCRIPTION (◆ indicates parts available in assemblies only)	PART #	QTY
-	ROLLER, DRIVEN LOG LEVELLING - LEFT W/2 CYLINDERS	526164	1
1	BRACKET WELDMENT, HYDRAULIC CYLINDER MOUNT	527018-1	1
2	BRACKET WELDMENT, HYDRAULIC CYLINDER MOUNT	526150-1	1
3	BRACKET, SIDE W/HYDRO MOTOR CONNECTOR	507684-1	1
4	ROLLER WELDMENT, DRIVEN LOG LEVELLING	096028-1	1
5	BRACKET, SIDE	507687-1	1
6	WASHER, 13 FLAT ZINC	F81056-1	4
7	BEARING, 6009.2RSR (FAG) ROLLING	096025	2
8	RING, W 75 INSIDE RETAINING	F81090-41	2
9	PLATE, HYDRAULIC MOTOR MOUNT	096030-1	1
10	WASHER, Z 10.2 SPLIT LOCK ZINC	F81055-2	8
11	BOLT, 3/8-16 X 1" HEX HEAD	F05007-7	4
12	WASHER, 10.5 FLAT ZINC	F81055-1	20
13	NUT, M10-8-B HEX NYLON ZINC LOCK	F81033-1	4
14	BOLT, M10X50-8.8 HEX HEAD FULL THREAD ZI	F81003-4	4
15	MOTOR, MG06-13-13AAAB HYDRAULIC	P21506	1
-	CYLINDER ASSEMBLY, HYDRAULIC TOE BOARD	085937	2
16	CYLINDER, CJ-S170-16-40/25/152 HYDRAULIC	088681	1
17	FITTING, 1/4NPTX1/4JIC MALE ELBOW	P09142	1
18	FITTING, 1/4NPTX1/4JIC MALE	P09143	1
19	RING, Z 45 OUTSIDE RETAINING	F81090-32	2
20	WASHER, 28 FLAT ZINC	F81061-1	4
21	PIN, HYDRAULIC CYLINDER ZINC-PLATED	086979-1	2
22	NUT, M12-8 HEX NYLON ZINC LOCK	F81034-2	10
23	ROD, CONNECTION	520349	1
24	KEY, A8X7X28 PARALLEL	096035	2
25	WASHER, 10.5 SPECIAL FLAT ZINC	F81055-6	2
26	BOLT, M10X25 8.8 HEX HEAD FULL THREAD ZINC	F81003-31	2
27	GUARD, HYDRAULIC MOTOR	507690-1	1

REF	DESCRIPTION (◆ indicates parts available in assemblies only)	PART #	QTY	
28	PIN, S-ZN-6.3X45 COTTER	F81045-2	2	
29	SCREW, M6X20- 4.8-B	F81001-31	2	
30	FITTING, 1/2-14NPT/ 7/16-20UNF STRAIGHT W/MALE THREAD	096919	2	
31	BOLT, M12X70 8.8 HEX HEAD ZINC	F81004-39	2	
32	BOLT, M12X90 8.8 HEX HEAD ZINC	F81004-2	8	

9.43 Hydraulic Toe Board, Bottom Bed Rail

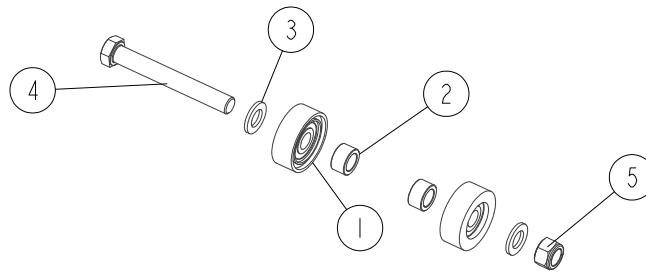
511127_001
511127_MANUAL



REF	DESCRIPTION (◆ indicates parts available in assemblies only)	PART #	QTY
-	HYDRAULIC TOE BOARD, RIGHT	511127	2
1	BRACKET WELDMENT, POWER ROLLER	510605-1	1
2	WASHER, 13 FLAT ZINC	F81056-1	20
3	BOLT, M12X90 8.8 HEX HEAD ZINC	F81004-2	8
4	BRACKET WELDMENT, ROLLER	520099-1	1
-	CYLINDER ASSEMBLY, HYDRAULIC TOE BOARD	085937	1
5	CYLINDER, CJ-S170-16-40/25/152 HYDRAULIC	088681	1
6	FITTING, 1/4NPTX1/4JIC MALE ELBOW	P09142	1
7	FITTING, 1/4NPTX1/4JIC MALE	P09143	1
8	WASHER, 28 FLAT ZINC	F81061-1	4
9	PIN, HYDRAULIC CYLINDER ZINC-PLATED	086979-1	1
10	PIN, S-ZN-6.3X45 COTTER	F81045-2	2
11	BOLT, M12X70 8.8 HEX HEAD ZINC	F81004-39	2
12	NUT, M12-8 HEX NYLON ZINC LOCK	F81034-2	10
13	TOE BOARD WELDMENT, FRONT HYDRAULIC PAIN	092612-1	1
14	NUT, 1-8 HEX NYLON LOCK ZINC	F05010-109	1
15	BOLT, 1-8X3 1/4 HH GR5	F05009-51	1

9.44 Log Side Support Roller. 516142

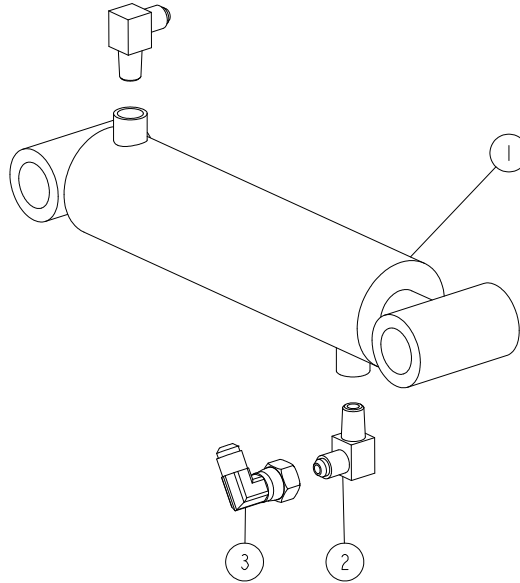
516142_001
516142_MANUAL



REF	DESCRIPTION (◆ indicates parts available in assemblies only)	PART #	QTY	
	ROLLER ASSEMBLY, LOG SIDE SUPPORT	516142	1	
1	ROLLER ASSY, SIDE SUPPORT	015014-1	2	
2	BUSHING, 16.5/25-14 SPACER ZINC	501415-1	2	
3	WASHER, 17 SPLIT LOCK ZINC	F81058-1	2	
4	BOLT, ISO 24014 M16X120_8.8 A2E	F81006-25	1	
5	NUT, M16-8 HEX NYLON ZINC LOCK	F81036-2	1	

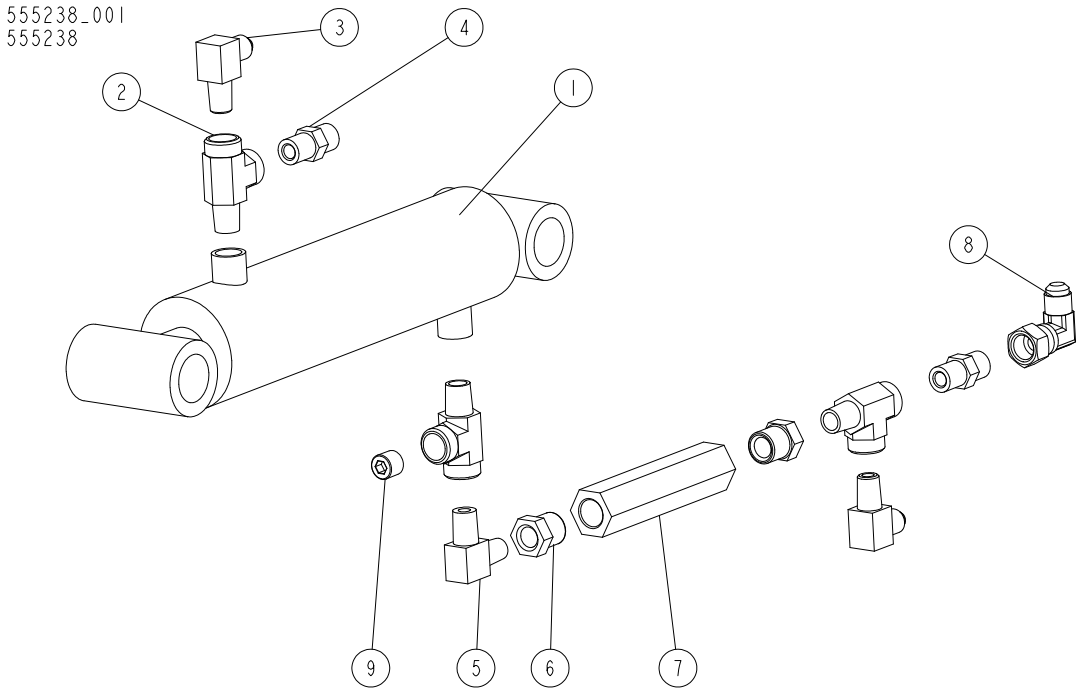
9.45 Hydraulic Cylinder. 520414

520414_001
520414



REF	DESCRIPTION (◆ indicates parts available in assemblies only)	PART #	QTY
-	CYLINDER, COMPLETE HYDRAULIC	520414	1
1	CYLINDER, 28/150 1/4 NPT PORT HYDRAULIC	094002	1
2	FITTING, 3/8JIC-1/4NPT 90L	015491	2
3	ELBOW, M/F-90-9/16 JIC	500597	1

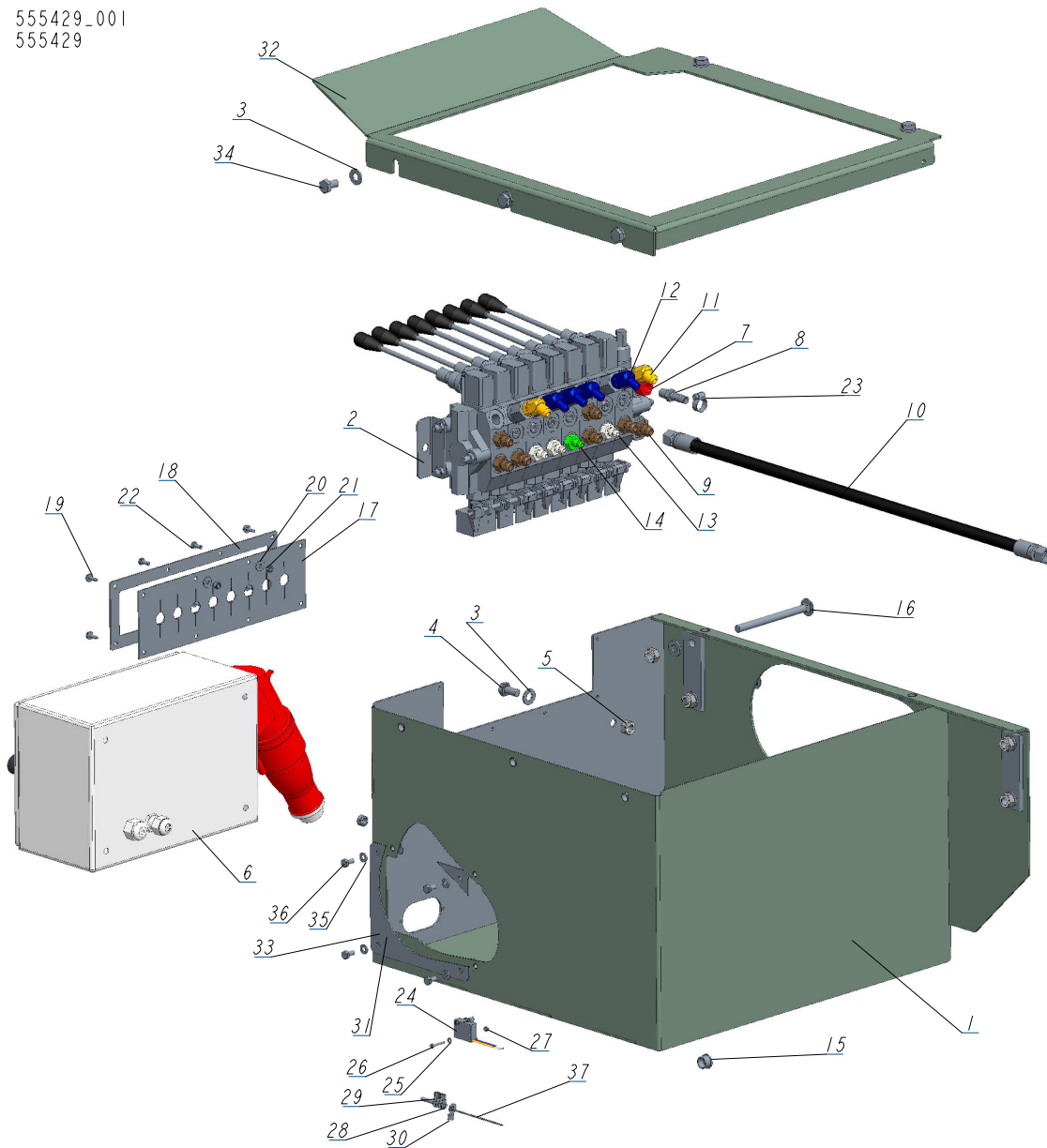
9.46 Cylinder Assembly. 555238



REF	DESCRIPTION (◆ indicates parts available in assemblies only)	PART #	QTY
-	CYLINDER ASSEMBLY, HYDRAULIC STANDARD PLUS	555238	1
1	CYLINDER, 28/150 1/4 NPT PORT HYDRAULIC	094002	1
2	FITTING, C3759X4 MALE ÝTÝ	P09141	3
3	FITTING, 3/8JIC-1/4NPT 90L	015491	2
4	FITTING, 3/8JIC-1/4NPT STRAIGHT	015560	2
5	FITTING, 1/4NPT MALE PIPE ELBOW	P09140	1
6	FITTING, 3/8" NPT X 1/4" NPT REDUCER	015490	2
7	VALVE, SIDE SUPPORT SEQUENCE	015484	1
8	ELBOW, M/F-90-9/16 JIC	500597	1
9	PLUG, 1/4-18 NPT BLANK	096221	1

9.47 Front Box. 555429

555429_001
555429

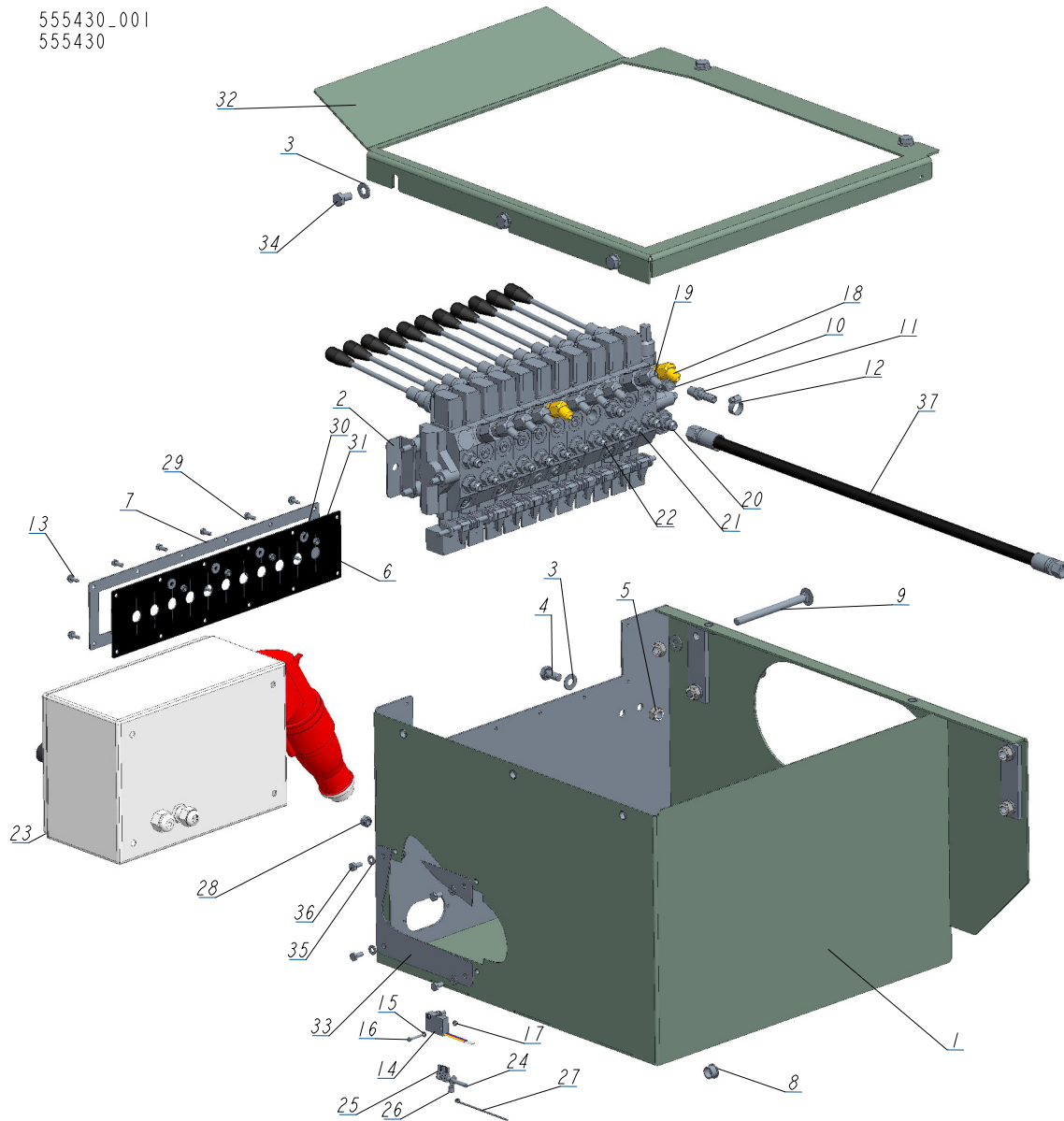


REF	DESCRIPTION (◆ indicates parts available in assemblies only)	PART #	QTY
-	BOX, FRONT AHS3/LT40/70 KPL.	555429	1
1	BOX, FRONT	555436-1	1
2	VALVE, 8 SECTIONS DC HYDRAULIC	545672	1
3	WASHER, 10.5 FLAT ZINC	F81055-1	11
4	BOLT, ISO 4017-M10X20-8.8-A2E HEX HEAD	F81003-53	2
5	NUT, M10-8-B HEX NYLON ZINC LOCK	F81033-1	6
6	BOX, LT40/70 ELECTRICAL	566251	1
	DOOR, 566251 200x300x150 ELECTRIC BOX	084686	1
7	FITTING, 6SAE MALE-1/4NPT FEMALE	014686	1
8	FITTING, 1/4NPT-3/8 BARB	014685	1
9	FITTING, 3/8" O-RING X 3/8" JIC	014687	7

REF	DESCRIPTION (◆ indicates parts available in assemblies only)	PART #	QTY	
10	PHD 2T3/8X6.80 W9/16UNF-W9/16UNF	555366	1	
11	FITTING, #6SAE 45 DEG ELBOW	015489	2	
12	FITTING, #4 SAE - #6 SAE 45° ELBOW	015488	4	
13	FITTING, 1/4JIC-3/8 O-RING	P26284	3	
14	ZN-140 UNF9/16-18/7/16-20	555134	1	
15	GROMMET, 15,9 UB625 RUBBER	086816	1	
16	BOLT, M10X125 8.8 CARRIAGE ZINC	F81003-34	2	
17	GUARD, 8-SECTION HYDRAULIC VALVE RUBBER	545673	1	
18	COVER, 8-SECTION VALVE GUARD	545674-1	1	
19	BOLT, #10-24X1/2 SELF-TAPPING	F05015-7	6	
20	WASHER, 5.5 SPECIAL FLAT ZINC	F81052-3	2	
21	NUT, M5 8 HEX ZINC	F81030-1	2	
22	BOLT, M5X12 8.8 HEX HEAD FULL THREAD ZIN	F81000-5	2	
23	CLAMP, 11/16 WORM	061807	1	
24	MICROSWITCH, HYDRAULIC VALVE	014765	1	
25	WASHER, 3.2 FLAT ZINC	F81050-2	2	
26	SCREW, M3X20-5.8-A-PAN HEAD ZINC	F81000-8	2	
27	NUT, M3-6-HEX NYLON ZINC LOCK	F81028-2	2	
28	CABLE, OLFLEX CLASIC 400P 4G2,5	R80585-6	1	
29	TERMINAL, KO 2.5/5 RING	F81064-1	4	
30	TERMINAL, KO1/8 RING	F05092-7	1	
31	NUT, M8-8-B HEX NYLON ZINC LOCK	F81032-2	4	
32	COVER TOP, BOX FRONT	555440-1	1	
33	CAP	555383-1	1	
34	BOLT, M10X16-8.8 HEX HEAD FULL THREAD ZI	F81003-13	5	
35	WASHER, 6.4 FLAT ZINC	F81053-1	4	
36	BOLT, M6X12-8.8 HEX HEAD FULL THREAD ZIN	F81001-7	4	
37	TIE WRAP, TK 9/3	F81082-4	1	

9.48 Front Box. 555430

555430_001
555430

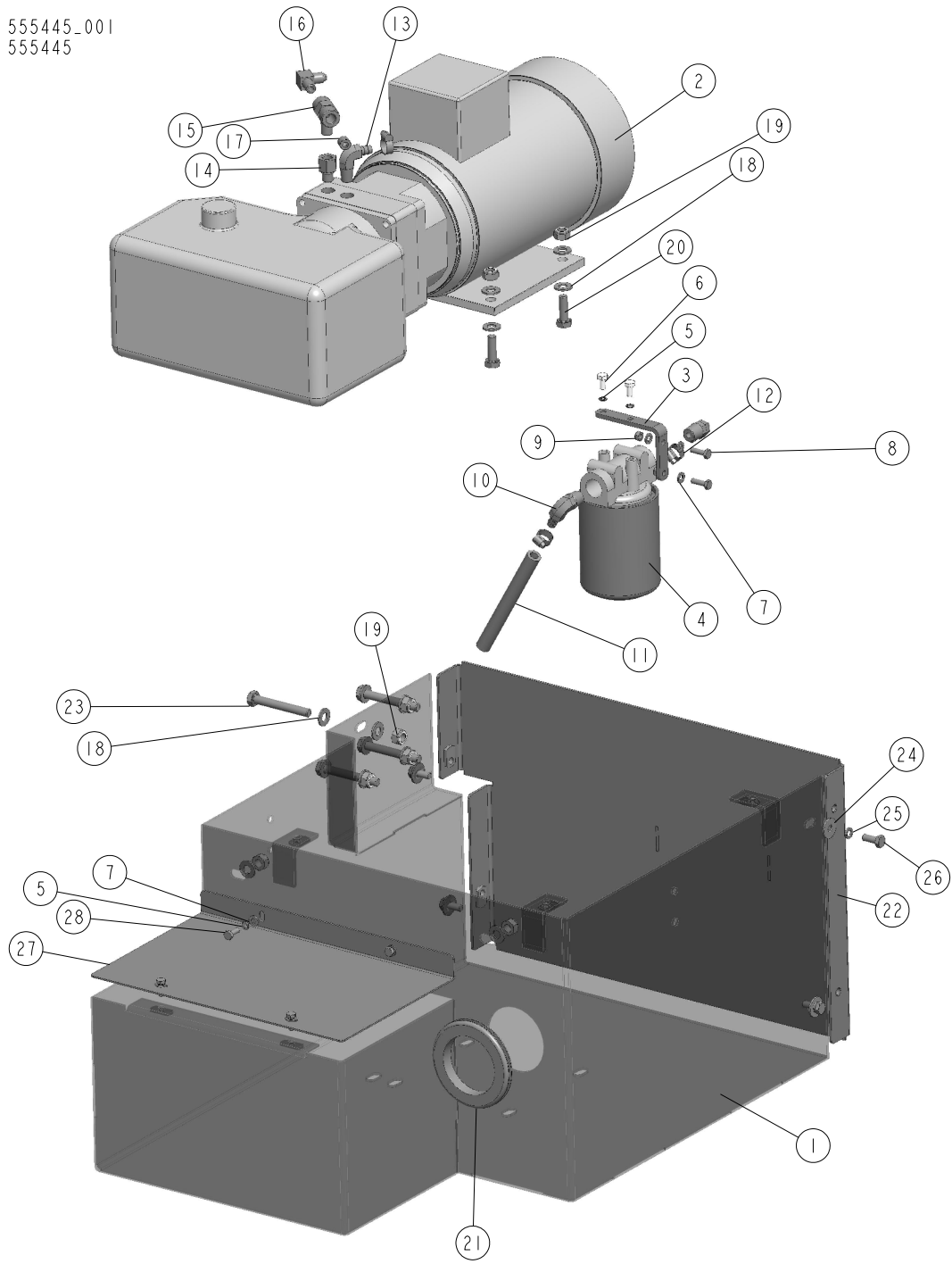


REF	DESCRIPTION (◆ indicates parts available in assemblies only)	PART #	QTY
-	BOX FRONT 11SEC. AHS5/LT40/70	555430	1
1	BOX, FRONT	555443-1	1
2	VALVE 11 SEC. HDS11/10	510568_	1
3	WASHER, 10.5 FLAT ZINC	F81055-1	11
4	BOLT, ISO 4017-M10X20-8.8-A2E HEX HEAD	F81003-53	2
5	NUT, M10-8-B HEX NYLON ZINC LOCK	F81033-1	6
6	COVER, 11-SECTION VALVE RUBBER	518926	1
7	COVER, 11-SECTION VALVE GUARD	510571-1	1
8	GROMMET, 15,9 UB625 RUBBER	086816	1
9	BOLT, M10X125 8.8 CARRIAGE ZINC	F81003-34	2
10	FITTING, 6SAE MALE-1/4NPT FEMALE	014686	1

REF	DESCRIPTION (◆ indicates parts available in assemblies only)	PART #	QTY	
11	FITTING, 1/4NPT-3/8 BARB	014685	1	
12	CLAMP, 11/16 WORM	061807	1	
13	BOLT, #10-24X1/2 SELF-TAPPING	F05015-7	8	
14	MICROSWITCH, HYDRAULIC VALVE	014765	1	
15	WASHER, 3.2 FLAT ZINC	F81050-2	2	
16	SCREW, M3X20-5.8-A-PAN HEAD ZINC	F81000-8	2	
17	NUT, M3-6-HEX NYLON ZINC LOCK	F81028-2	2	
18	FITTING, #6SAE 45 DEG ELBOW	015489	2	
19	FITTING, #4 SAE - #6 SAE 45° ELBOW	015488	7	
20	FITTING, 3/8" O-RING X 3/8" JIC	014687	7	
21	FITTING, 1/4JIC-3/8 O-RING	P26284	6	
22	ZN-140 UNF9/16-18/7/16-20	555134	1	
23	BOX, LT40/70 ELECTRICAL	566251	1	
	DOOR, 566251 200x300x150 ELECTRIC BOX	084686	1	
24	CABLE, OLFLEX CLASIC 400P 4G2,5	R80585-6	1	
25	TERMINAL, KO 2.5/5 RING	F81064-1	4	
26	TERMINAL, KO1/8 RING	F05092-7	1	
27	TIE WRAP, TK 9/3	F81082-4	1	
28	NUT, M8-8-B HEX NYLON ZINC LOCK	F81032-2	4	
29	BOLT, M5X12 8.8 HEX HEAD FULL THREAD ZIN	F81000-5	4	
30	WASHER, 5.5 SPECIAL FLAT ZINC	F81052-3	4	
31	NUT, M5 8 HEX ZINC	F81030-1	4	
32	COVER TOP, BOX FRONT	555440-1	1	
33	CAP	555383-1	1	
34	BOLT, M10X16-8.8 HEX HEAD FULL THREAD ZI	F81003-13	5	
35	WASHER, 6.4 FLAT ZINC	F81053-1	4	
36	BOLT, M6X12-8.8 HEX HEAD FULL THREAD ZIN	F81001-7	4	
37	PHD 2T3/8X6.80 W9/16UNF-W9/16UNF	555366	1	

9.49 Rear Box. 555445

555445_001
555445

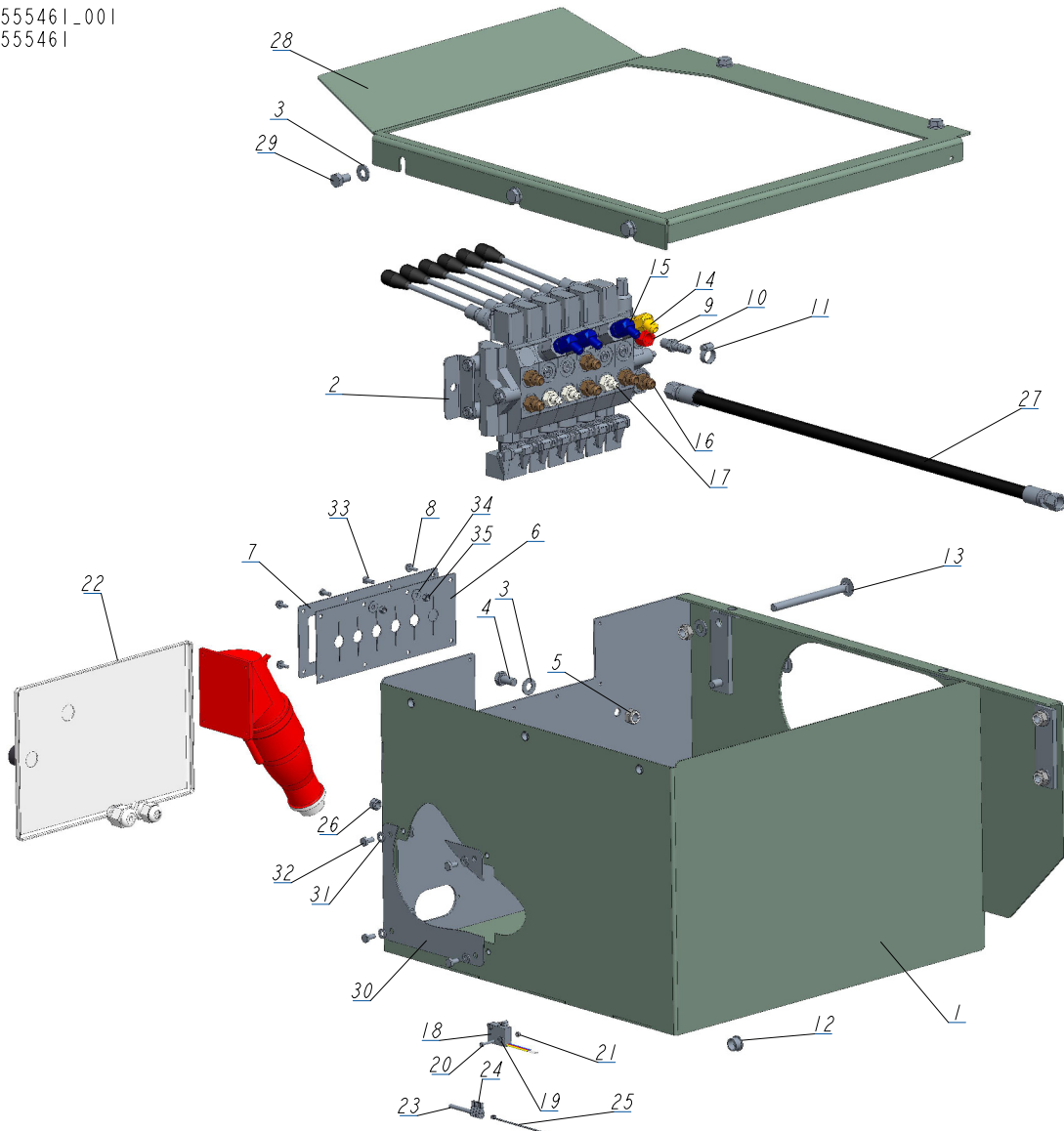


REF	DESCRIPTION (◆ indicates parts available in assemblies only)	PART #	QTY
-	BOX, REAR LT40/70/AHS COMPLETE	555445	1
1	BOX, REAR	555446-1	1
2	PUMP, AC.5,5KW 18.5L/MIN HYDRAULIC W/MOT	517840	1
3	BRACKET, OIL FILTER	550029-1	1
4	MANIFOLD, W/FILTER	P22683	1
5	WASHER, Z 6.1 SPLIT LOCK	F81053-3	6
6	BOLT, 1/4-20X1/2 HEX HEAD	F05005-15	2

REF	DESCRIPTION (◆ indicates parts available in assemblies only)	PART #	QTY	
7	WASHER, 6.4 FLAT ZINC	F81053-1	8	
8	BOLT, M6X20 8.8 HEX HEAD FULL THREAD ZIN	F81001-2	2	
9	NUT, M6-8-B HEX NYLON ZINC LOCK	F81031-2	2	
10	FITTING, 1/2NPT-3/8 BARB ELBOW	P12707	2	
11	HOSE, 3/8" LOW PRESSURE HYDRAULIC	R01892-1	1	
12	CLAMP, 11/16 WORM	061807	3	
13	FITTING, 3/8NPT-3/8 BARB ELBOW	P12708	1	
14	FITTING, 6SAE MALE-1/4NPT FEMALE	014686	1	
15	FITTING, 1/4NPT BRANCH TEE	015486	1	
16	FITTING, 3/8JIC-1/4NPT 90L	015491	1	
17	PLUG, 1/4-18 NPT BLANK	096221	1	
18	WASHER, 10.5 FLAT ZINC	F81055-1	18	
19	NUT, M10-8-B HEX NYLON ZINC LOCK	F81033-1	10	
20	BOLT, DIN933-M10X30-8.8-A2E HEX HEAD	F81003-111	4	
21	COVER, 80 MM RUBBER	089293	1	
22	PLATE, SIDE	555450-1	1	
23	BOLT, M10X75-8.8 HEX HEAD ZINC	F81003-15	4	
24	WASHER, 8.5 SPECIAL FLAT ZINC	F81054-11	4	
25	WASHER 8,2 SPLIT LOCK ZINC	F81054-4	4	
26	BOLT, M8X20 8.8 HEX HEAD FULL THREAD ZIN	F81002-4	4	
27	COVER, REAR	555452-1	1	
28	BOLT M6X16 HH ZC FT 8.8 DIN 933	F81001-15	4	

9.50 Front Box. 555461

555461_001
555461

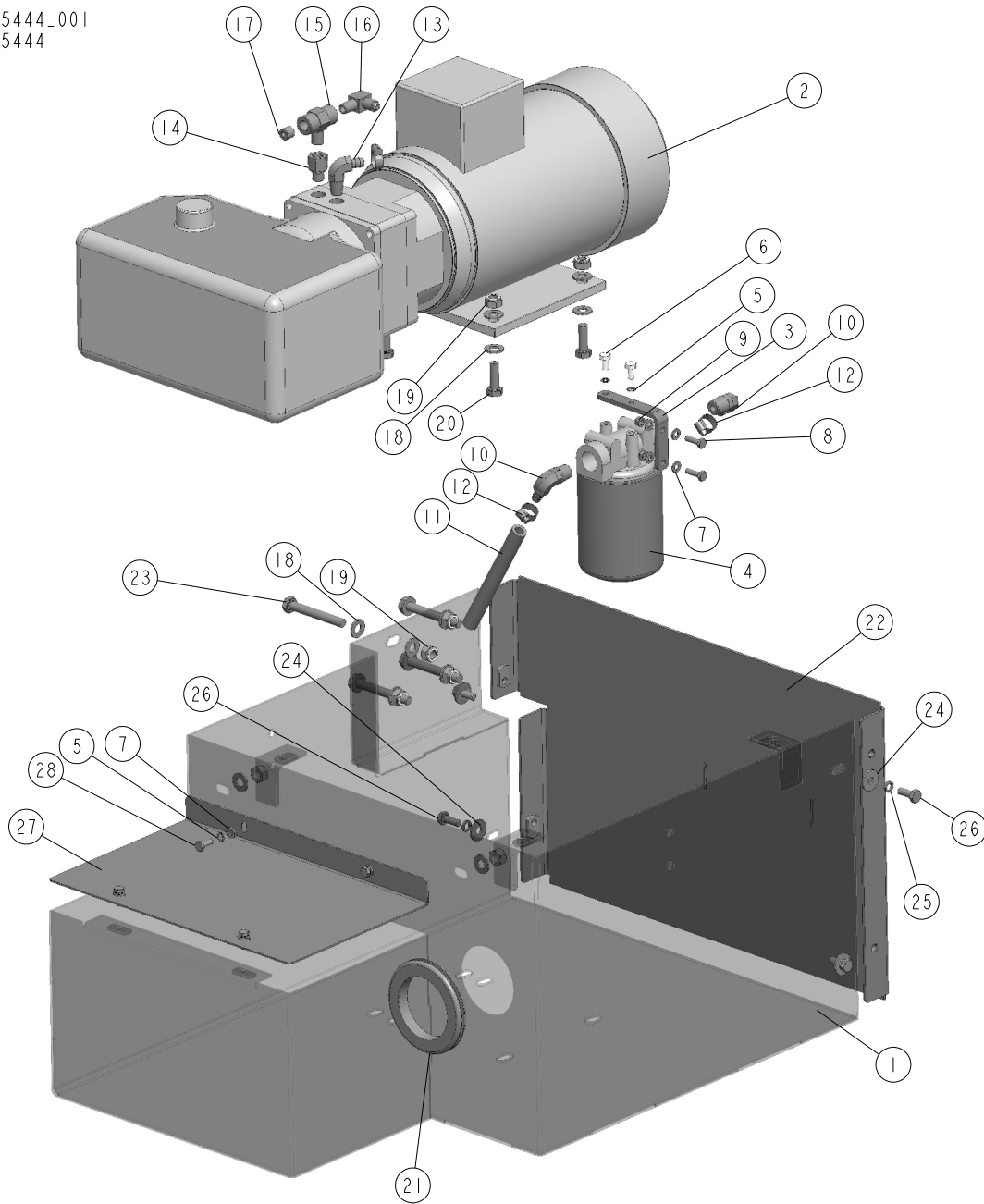


REF	DESCRIPTION (◆ indicates parts available in assemblies only)	PART #	QTY
-	BOX, FRONT. 6 SEC. AH3/LT20	555461	1
1	BOX, FRONT	555463-1	1
2	VALVE, 6 SECTION HDS10/6-6	015260_	1
3	WASHER, 10.5 FLAT ZINC	F81055-1	10
4	BOLT, M10X20-5 8 HEX HEAD FULL THREAD ZI	F81003-1	2
5	NUT, M10-8-B HEX NYLON ZINC LOCK	F81033-1	5
6	GUARD, RUBBER VALVE DOUBLE	015079	1
7	COVER, VALVE GUARD PTD	086519-1	1
8	SCREW, #10-24 X 1/2" SELF-TAPPING	F05015-7	6
9	FITTING, 6SAE MALE-1/4NPT FEMALE	014686	1
10	FITTING, 1/4NPT-3/8 BARB	014685	1
11	CLAMP, 11/16 WORM	061807	1

REF	DESCRIPTION (◆ indicates parts available in assemblies only)	PART #	QTY	
12	BUSHING, 15,9 UB625 CONDUIT	086816	1	
13	BOLT, M10X125 8.8 CARRIAGE ZINC	F81003-34	2	
14	FITTING, #6SAE 45 DEG ELBOW	015489	1	
15	FITTING, #4SAE-#6SAE 45 DEG ELBOW	015488	3	
16	FITTING, 3/8" O-RING 3/8 JIC	014687	6	
17	FITTING, 1/4JIC-3/8 O-RING	P26284	3	
18	SWITCH, 2A 125V R-LEVER NO/NC/COM	014765	1	
19	WASHER, 3.2 FLAT ZINC	F81050-2	2	
20	SCREW, M3X20-5.8-A-SLOTTED CHEESE HEAD Z	F81000-8	2	
21	NUT, M3-6 NYLON ZINC LOCK	F81028-2	2	
22	ELECTRIC BOX, LT20 5,5 KW	597505	1	
23	CABLE, OLFLEX CLASIC 400P 4G2,5	R80585-6	1	
24	END, KO 2,5/5 CONDUCTOR	F81064-1	4	
25	TIE WRAP, TK 9/3	F81082-4	1	
26	NUT, M8-8-B HEX NYLON ZINC LOCK	F81032-2	2	
27	PHD 2T3/8X6.80 W9/16UNF-W9/16UNF	555366	1	
28	COVER TOP, BOX FRONT	555440-1	1	
29	BOLT, M10X16-8.8 HEX HEAD FULL THREAD ZI	F81003-13	5	
30	CAP	555383-1	1	
31	WASHER, 6.4 FLAT ZINC	F81053-1	4	
32	BOLT, M6X12-8.8 HEX HEAD FULL THREAD ZIN	F81001-7	4	
33	BOLT, M5X12-5.8 HEX HEAD FULL THREAD ZIN	F81000-5	2	
34	WASHER, 5.5 FLAT ZINC SPECIAL	F81052-3	2	
35	NUT, M5-8 HEX ZINC	F81030-1	2	

9.51 Rear Box. 555444

555444_001
555444

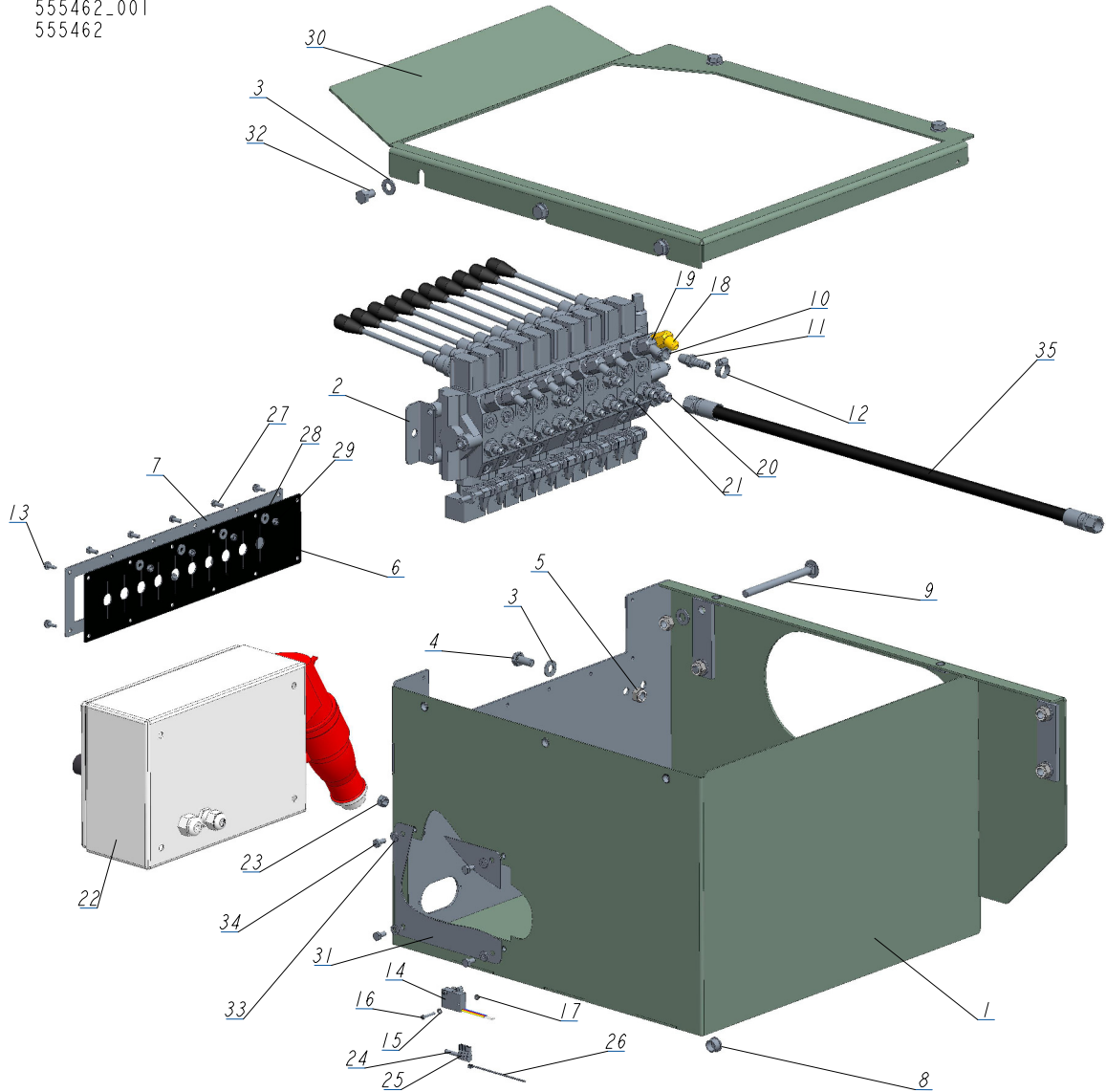


REF	DESCRIPTION (◆ indicates parts available in assemblies only)	PART #	QTY
-	BOX, REAR LT20/40/70/AH/AHP COMPLETE	555444	1
1	BOX, REAR	555446-1	1
2	PUMP, AC-4KW (Q=14,5L/MIN) HYDRAULIC W/M	500958	1
3	BRACKET, OIL FILTER	550029-1	1
4	MANIFOLD, W/FILTER	P22683	1
5	WASHER, Z 6.1 SPLIT LOCK	F81053-3	6
6	BOLT, 1/4-20X1/2 HEX HEAD	F05005-15	2
7	WASHER, 6.4 FLAT ZINC	F81053-1	8

REF	DESCRIPTION (◆ indicates parts available in assemblies only)	PART #	QTY	
8	BOLT, M6X20 8.8 HEX HEAD FULL THREAD ZIN	F81001-2	2	
9	NUT, M6-8-B HEX NYLON ZINC LOCK	F81031-2	2	
10	FITTING, 1/2NPT-3/8 BARB ELBOW	P12707	2	
11	HOSE, 3/8" LOW PRESSURE HYDRAULIC	R01892-1	1	
12	CLAMP, 11/16 WORM	061807	3	
13	FITTING, 3/8NPT-3/8 BARB ELBOW	P12708	1	
14	FITTING, 6SAE MALE-1/4NPT FEMALE	014686	1	
15	FITTING, 1/4NPT BRANCH TEE	015486	1	
16	FITTING, 3/8JIC-1/4NPT 90L	015491	1	
17	PLUG, 1/4-18 NPT BLANK	096221	1	
18	WASHER, 10.5 FLAT ZINC	F81055-1	18	
19	NUT, M10-8-B HEX NYLON ZINC LOCK	F81033-1	10	
20	BOLT, DIN933-M10X30-8.8-A2E HEX HEAD	F81003-111	4	
21	COVER, 80 MM RUBBER	089293	1	
22	PLATE, SIDE	555450-1	1	
23	BOLT, M10X75-8.8 HEX HEAD ZINC	F81003-15	4	
24	WASHER, 8.5 SPECIAL FLAT ZINC	F81054-11	4	
25	WASHER 8,2 SPLIT LOCK ZINC	F81054-4	4	
26	BOLT, M8X20 8.8 HEX HEAD FULL THREAD ZIN	F81002-4	4	
27	COVER, REAR	555452-1	1	
28	BOLT M6X16 HH ZC FT 8.8 DIN 933	F81001-15	4	

9.52 Front Box. 555462

555462_001
555462

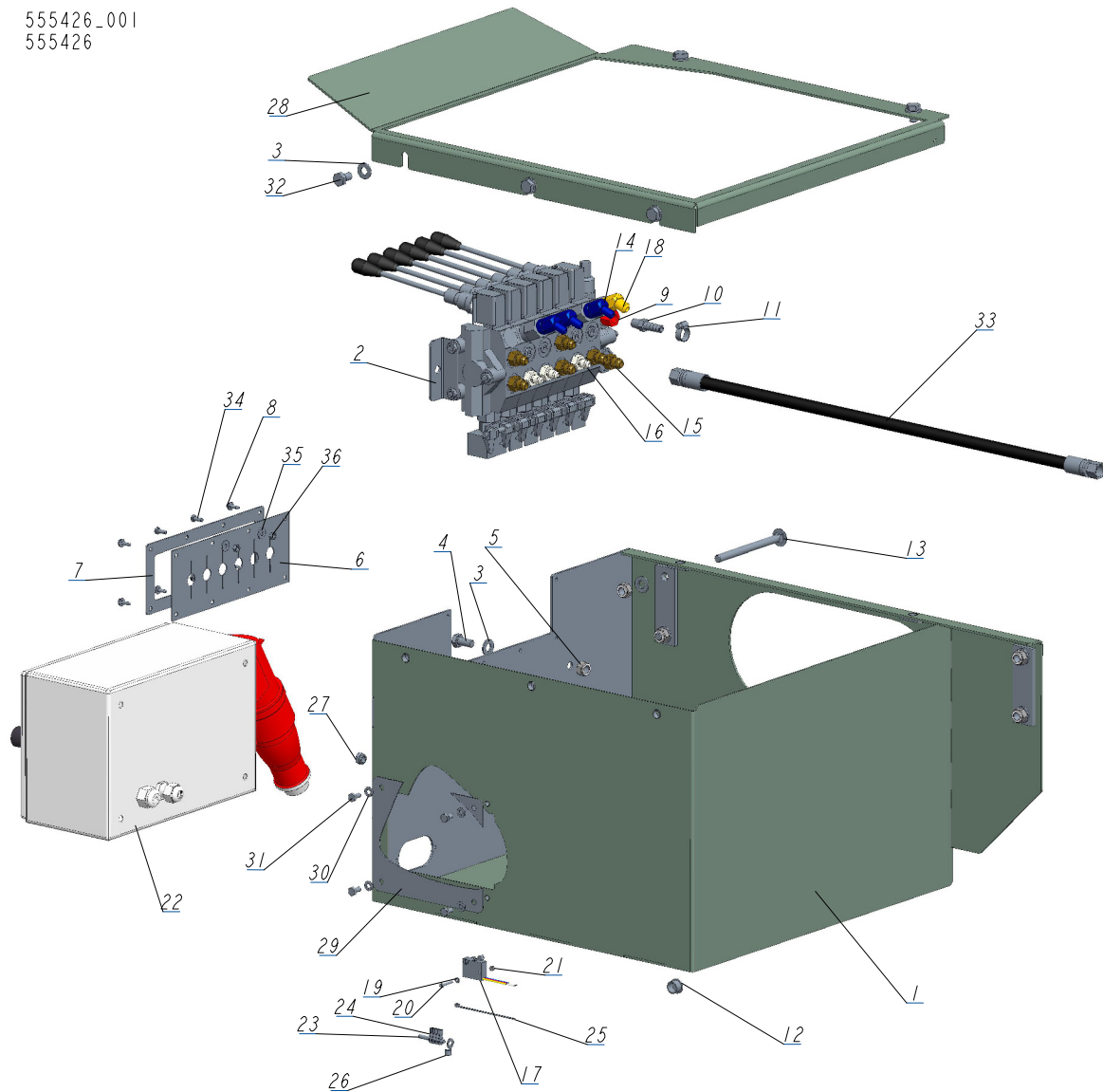


REF	DESCRIPTION (◆ indicates parts available in assemblies only)	PART #	QTY
-	BOX, FRONT 10 SEC. AH5/AH7/LT20	555462	1
1	BOX, FRONT	555443-1	1
2	VALVE, HDS11/10- 8-SECTION HYDRAULIC	091344	1
3	WASHER, 10.5 FLAT ZINC	F81055-1	11
4	BOLT, M10X20-5.8 HEX HEAD FULL THREAD ZI	F81003-1	2
5	NUT, M10-8-B NYLON HEX ZINC LOCK	F81033-1	6
6	GUARD, RUBBER HYDRAULIC VALVE 10-SECTION	091739	1
7	PLATE, 10-SECTION VALVE PAINTED	091826-1	1
8	GROMMET, 15,9 UB625 RUBBER	086816	1
9	BOLT, M10X125 CARRIAGE	F81003-34	2
10	FITTING, 6SAE MALE-1/4NPT FEMALE	014686	1
11	FITTING, 1/4NPT-3/8 BARB	014685	1
12	CLAMP, 11/16 WORM	061807	1

REF	DESCRIPTION (◆ indicates parts available in assemblies only)	PART #	QTY	
13	BOLT, #10-24X1/2 SELF-TAPPING	F05015-7	8	
14	MICROSWITCH, HYDRAULIC VALVE	014765	1	
15	WASHER, 3.2 FLAT ZINC	F81050-2	2	
16	SCREW, M3X20-5.8-A-PAN HEAD	F81000-8	2	
17	NUT, M3-6- HEX NYLON ZINC LOCK	F81028-2	2	
18	FITTING, #6SAE 45 DEG ELBOW	015489	1	
19	FITTING, #4 SAE - #6 SAE 45° ELBOW	015488	7	
20	FITTING, 3/8" O-RING X 3/8" JIC	014687	6	
21	FITTING, 1/4JIC-3/8 O-RING	P26284	7	
22	ELECTRIC BOX, LT20 5,5 KW	553523	1	
23	NUT, M8-8-B HEX NYLON ZINC LOCK	F81032-2	2	
24	CABLE, OLFLEX CLASIC 400P 4G2,5	R80585-6	1	
25	TERMINAL, KO 2.5/5 RING	F81064-1	4	
26	TIE WRAP, TK 9/3	F81082-4	1	
27	BOLT, M5 X 12-5.8-HEX HEAD FULL THREAD Z	F81000-5	4	
28	WASHER, 5.5 SPECIAL FLAT ZINC	F81052-3	4	
29	NUT, M5 8 HEX ZINC	F81030-1	4	
30	COVER TOP, BOX FRONT	555440-1	1	
31	CAP	555383-1	1	
32	BOLT, M10X16-8.8 HEX HEAD FULL THREAD ZI	F81003-13	5	
33	WASHER, 6.4 FLAT ZINC	F81053-1	4	
34	BOLT, M6X12-8.8 HEX HEAD FULL THREAD ZIN	F81001-7	4	
35	PHD 2T3/8X6.80 W9/16UNF-W9/16UNF	555366	1	

9.53 Front Box. 555426

555426_001
555426

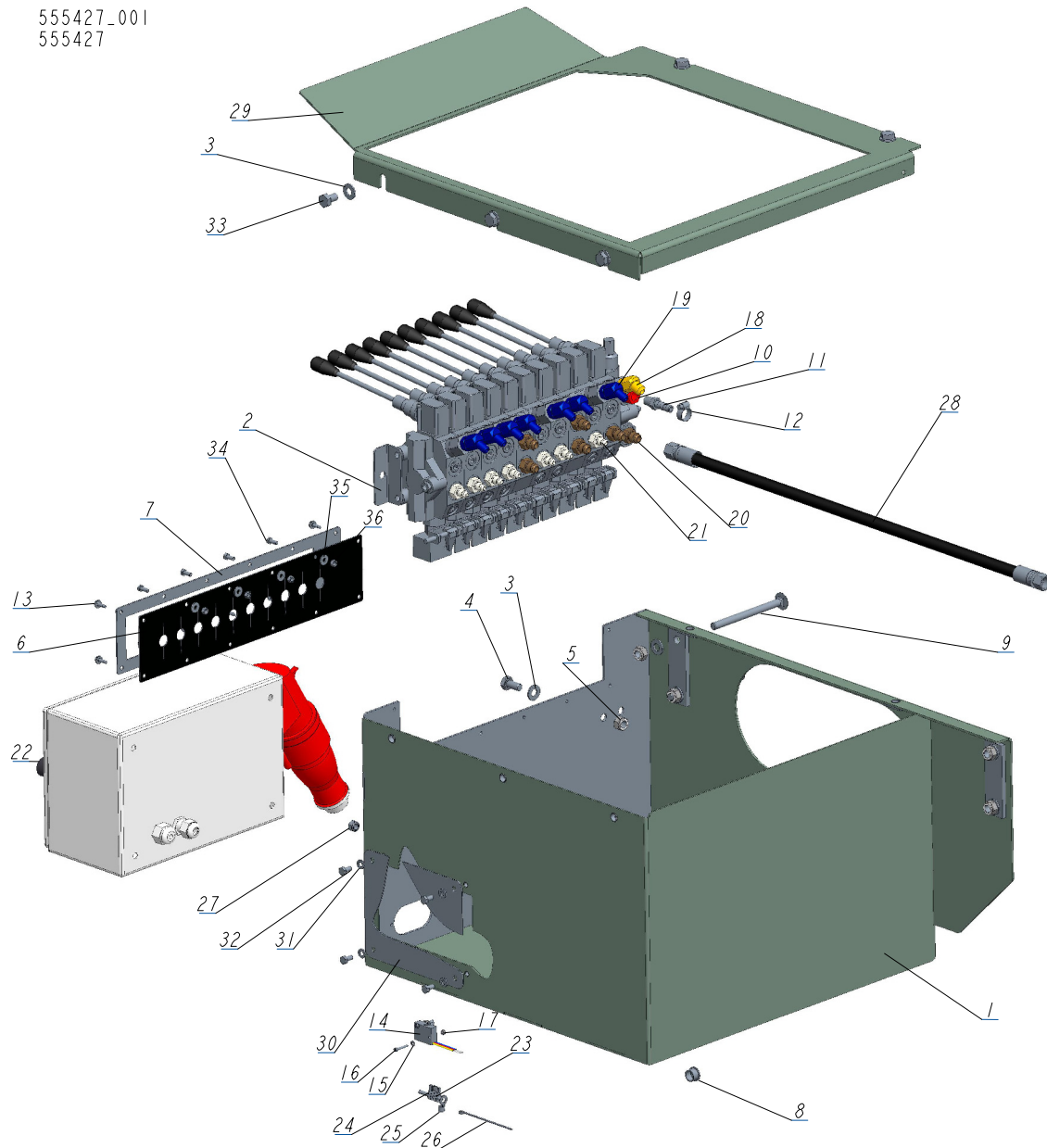


REF	DESCRIPTION (◆ indicates parts available in assemblies only)	PART #	QTY
-	BOX, FRONT 6 SEC. AH3/LT40/70	555426	1
1	BOX, FRONT	555463-1	1
2	VALVE, 6 SECTION HDS10/6-6	015260_	1
3	WASHER, 10.5 FLAT ZINC	F81055-1	11
4	BOLT, ISO 4017-M10X20-8.8-A2E HEX HEAD	F81003-53	2
5	NUT, M10-8-B HEX NYLON ZINC LOCK	F81033-1	6
6	GUARD, RUBBER VALVE DOUBLE	015079	1
7	COVER, VALVE GUARD PTD	086519-1	1
8	BOLT, #10-24X1/2 SELF-TAPPING	F05015-7	6
9	FITTING, 6SAE MALE-1/4NPT FEMALE	014686	1
10	FITTING, 1/4NPT-3/8 BARB	014685	1
11	CLAMP, 11/16 WORM	061807	1

REF	DESCRIPTION (◆ indicates parts available in assemblies only)	PART #	QTY	
12	GROMMET, 15,9 UB625 RUBBER	086816	1	
13	BOLT, M10X125 8.8 CARRIAGE ZINC	F81003-34	2	
14	FITTING, #4 SAE - #6 SAE 45° ELBOW	015488	3	
15	FITTING, 3/8" O-RING X 3/8" JIC	014687	6	
16	FITTING, 1/4JIC-3/8 O-RING	P26284	3	
17	MICROSWITCH, HYDRAULIC VALVE	014765	1	
18	FITTING, #6SAE 45 DEG ELBOW	015489	1	
19	WASHER, 3.2 FLAT ZINC	F81050-2	2	
20	SCREW, M3X20-5.8-A-PAN HEAD ZINC	F81000-8	2	
21	NUT, M3-6-HEX NYLON ZINC LOCK	F81028-2	2	
22	BOX, LT40/70 ELECTRICAL	566251	1	
	DOOR, 566251 200x300x150 ELECTRIC BOX	084686	1	
23	CABLE, OLFLEX CLASIC 400P 4G2,5	R80585-6	1	
24	TERMINAL, KO 2.5/5 RING	F81064-1	4	
25	TIE WRAP, TK 9/3	F81082-4	1	
26	TERMINAL, KO1/8 RING	F05092-7	1	
27	NUT, M8-8-B HEX NYLON ZINC LOCK	F81032-2	4	
28	COVER TOP, BOX FRONT	555440-1	1	
29	CAP	555383-1	1	
30	WASHER, 6.4 FLAT ZINC	F81053-1	4	
31	BOLT, M6X12-8.8 HEX HEAD FULL THREAD ZIN	F81001-7	4	
32	BOLT, M10X16-8.8 HEX HEAD FULL THREAD ZI	F81003-13	5	
33	PHD 2T3/8X6.80 W9/16UNF-W9/16UNF	555366	1	
34	BOLT, M5X12 8.8 HEX HEAD FULL THREAD ZIN	F81000-5	2	
35	WASHER, 5.5 SPECIAL FLAT ZINC	F81052-3	2	
36	NUT, M5 8 HEX ZINC	F81030-1	2	

9.54 Front Box. 555427

555427_001
555427

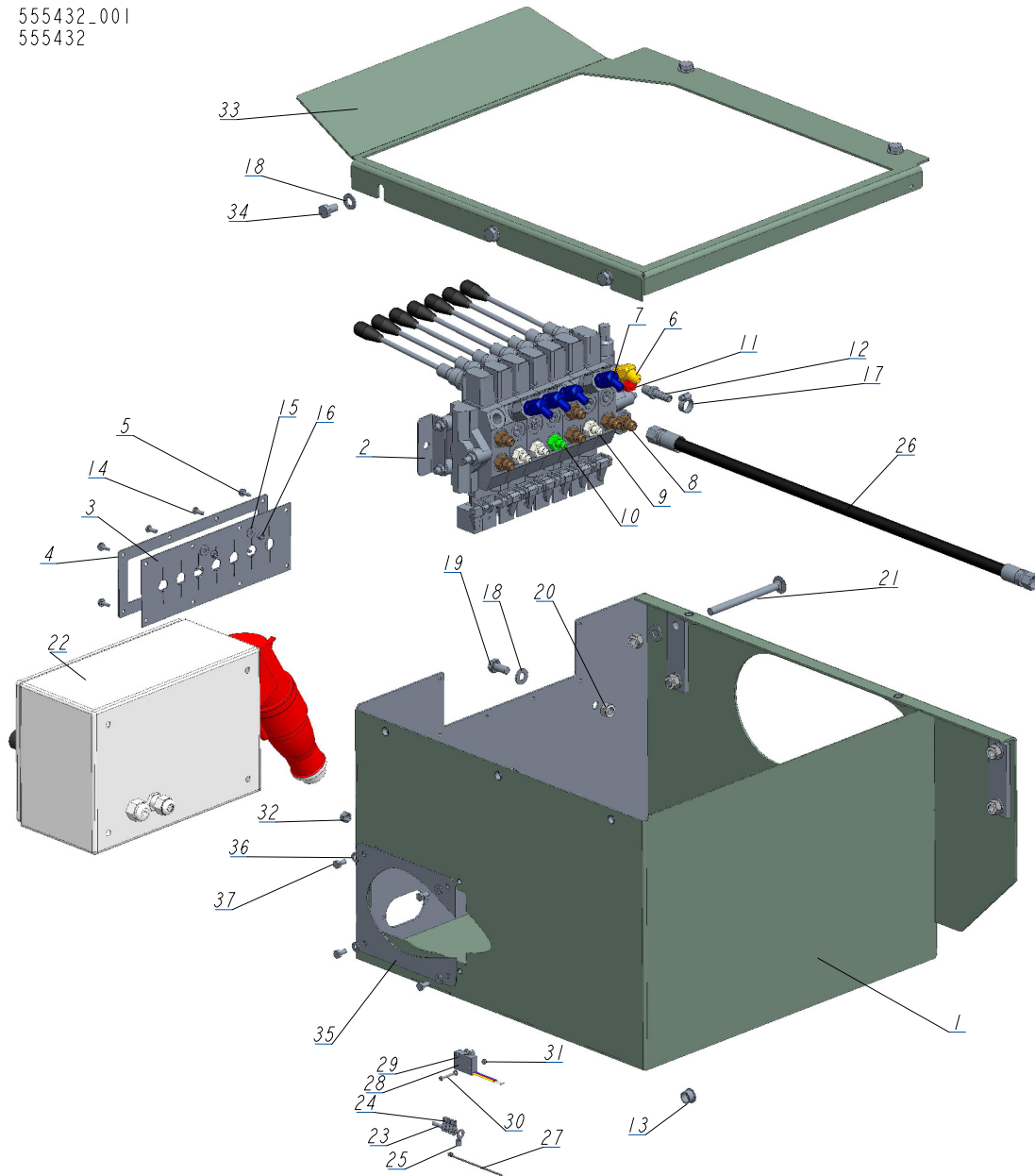


REF	DESCRIPTION (◆ indicates parts available in assemblies only)	PART #	QTY
-	BOX FRONT 10 SEC. AH5/AH7/LT40/70	555427	1
1	BOX, FRONT	555443-1	1
2	VALVE, HDS11/10- 8-SECTION HYDRAULIC	091344	1
3	WASHER, 10.5 FLAT ZINC	F81055-1	11
4	BOLT, ISO 4017-M10X20-8.8-A2E HEX HEAD	F81003-53	2
5	NUT, M10-8-B HEX NYLON ZINC LOCK	F81033-1	6
6	GUARD, RUBBER HYDRAULIC VALVE 10-SECTION	091739	1
7	PLATE, 10-SECTION VALVE PAINTED	091826-1	1
8	GROMMET, 15,9 UB625 RUBBER	086816	1
9	BOLT, M10X125 8.8 CARRIAGE ZINC	F81003-34	2
10	FITTING, 6SAE MALE-1/4NPT FEMALE	014686	1

REF	DESCRIPTION (◆ indicates parts available in assemblies only)	PART #	QTY	
11	FITTING, 1/4NPT-3/8 BARB	014685	1	
12	CLAMP, 11/16 WORM	061807	1	
13	BOLT, #10-24X1/2 SELF-TAPPING	F05015-7	8	
14	MICROSWITCH, HYDRAULIC VALVE	014765	1	
15	WASHER, 3.2 FLAT ZINC	F81050-2	2	
16	SCREW, M3X20-5.8-A-PAN HEAD ZINC	F81000-8	2	
17	NUT, M3-6-HEX NYLON ZINC LOCK	F81028-2	2	
18	FITTING, #6SAE 45 DEG ELBOW	015489	1	
19	FITTING, #4 SAE - #6 SAE 45° ELBOW	015488	7	
20	FITTING, 3/8" O-RING X 3/8" JIC	014687	6	
21	FITTING, 1/4JIC-3/8 O-RING	P26284	7	
22	BOX, LT40/70 ELECTRICAL	566251	1	
	DOOR, 566251 200x300x150 ELECTRIC BOX	084686	1	
23	CABLE, OLFLEX CLASIC 400P 4G2,5	R80585-6	1	
24	TERMINAL, KO 2.5/5 RING	F81064-1	4	
25	TERMINAL, KO1/8 RING	F05092-7	1	
26	TIE WRAP, TK 9/3	F81082-4	1	
27	NUT, M8-8-B HEX NYLON ZINC LOCK	F81032-2	4	
28	PHD 2T3/8X6.80 W9/16UNF-W9/16UNF	555366	1	
29	COVER TOP, BOX FRONT	555440-1	1	
30	CAP	555383-1	1	
31	WASHER, 6.4 FLAT ZINC	F81053-1	4	
32	BOLT, M6X12-8.8 HEX HEAD FULL THREAD ZIN	F81001-7	4	
33	BOLT, M10X16-8.8 HEX HEAD FULL THREAD ZI	F81003-13	5	
34	BOLT, M5X12 8.8 HEX HEAD FULL THREAD ZIN	F81000-5	4	
35	WASHER, 5.5 SPECIAL FLAT ZINC	F81052-3	4	
36	NUT, M5 8 HEX ZINC	F81030-1	4	

9.55 Front Box. 555432

555432_001
555432

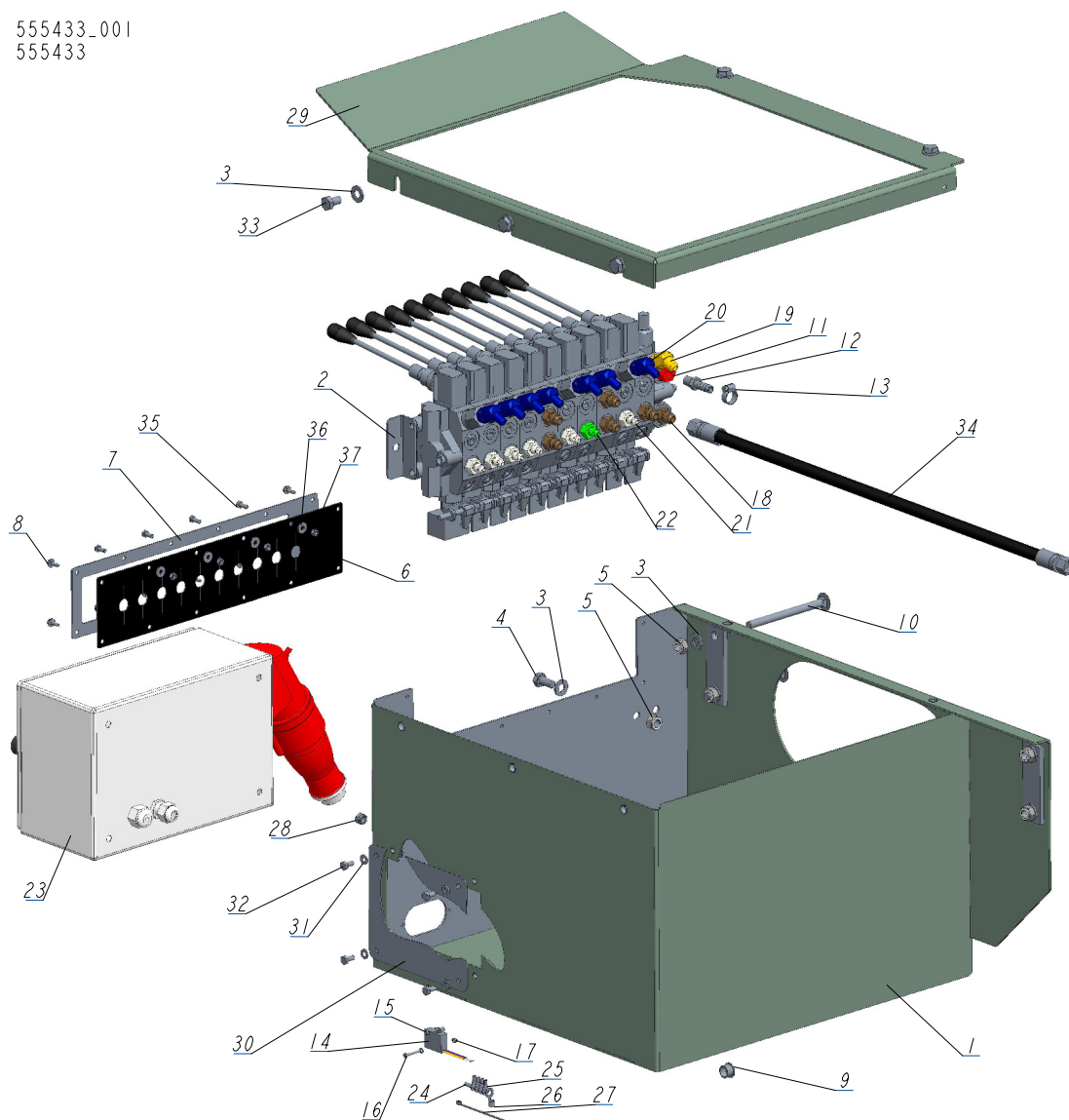


REF	DESCRIPTION (◆ indicates parts available in assemblies only)	PART #	QTY
-	BOX, FRONT. 7 SEC. AHP3/LT40/70	555432	1
1	BOX, FRONT	555464-1	1
2	VALVE, 7-SECTION DC HYDRAULIC	545657	1
3	COVER, RUBBER (7 SECTIONS)	510566	1
4	PLATE, RUBBER COVER MOUNT	510567-1	1
5	BOLT, #10-24X1/2 SELF-TAPPING	F05015-7	6
6	FITTING, #6SAE 45 DEG ELBOW	015489	1
7	FITTING, #4 SAE - #6 SAE 45° ELBOW	015488	4
8	FITTING, 3/8" O-RING X 3/8" JIC	014687	6
9	FITTING, 1/4JIC-3/8 O-RING	P26284	3
10	ZN-140 UNF9/16-18/7/16-20	555134	1

REF	DESCRIPTION (◆ indicates parts available in assemblies only)	PART #	QTY	
11	FITTING, 6SAE MALE-1/4NPT FEMALE	014686	1	
12	FITTING, 1/4NPT-3/8 BARB	014685	1	
13	GROMMET, 15,9 UB625 RUBBER	086816	1	
14	BOLT, M5X12 8.8 HEX HEAD FULL THREAD ZIN	F81000-5	2	
15	WASHER, 5.5 SPECIAL FLAT ZINC	F81052-3	2	
16	NUT, M5 8 HEX ZINC	F81030-1	2	
17	CLAMP, 11/16 WORM	061807	1	
18	WASHER, 10.5 FLAT ZINC	F81055-1	11	
19	BOLT, ISO 4017-M10X20-8.8-A2E HEX HEAD	F81003-53	2	
20	NUT, M10-8-B HEX NYLON ZINC LOCK	F81033-1	6	
21	BOLT, M10X125 CARRIAGE	F81003-34	2	
22	BOX, LT40/70 ELECTRICAL	566251	1	
	DOOR, 566251 200x300x150 ELECTRIC BOX	084686	1	
23	CABLE, OLFLEX CLASIC 400P 4G2,5	R80585-6	1	
24	TERMINAL, KO 2.5/5 RING	F81064-1	4	
25	TERMINAL, KO1/8 RING	F05092-7	1	
26	PHD 2T3/8X6.80 W9/16UNF-W9/16UNF	555366	1	
27	TIE WRAP, TK 9/3	F81082-4	1	
28	MICROSWITCH, HYDRAULIC VALVE	014765	1	
29	WASHER, 3.2-LAT ZINC	F81050-2	2	
30	SCREW, M3X20-5.8-A-PAN HEAD ZINC	F81000-8	2	
31	NUT, M3-6-HEX NYLON ZINC LOCK	F81028-2	2	
32	NUT, M8-8-B HEX NYLON ZINC LOCK	F81032-2	4	
33	COVER TOP, BOX FRONT	555440-1	1	
34	BOLT, M10X16-8.8 HEX HEAD FULL THREAD ZI	F81003-13	5	
35	CAP	555383-1	1	
36	WASHER, 6.4 FLAT ZINC	F81053-1	4	
37	BOLT, M6X12-8.8 HEX HEAD FULL THREAD ZIN	F81001-7	4	

9.56 Front Box. 555433

555433_001
555433

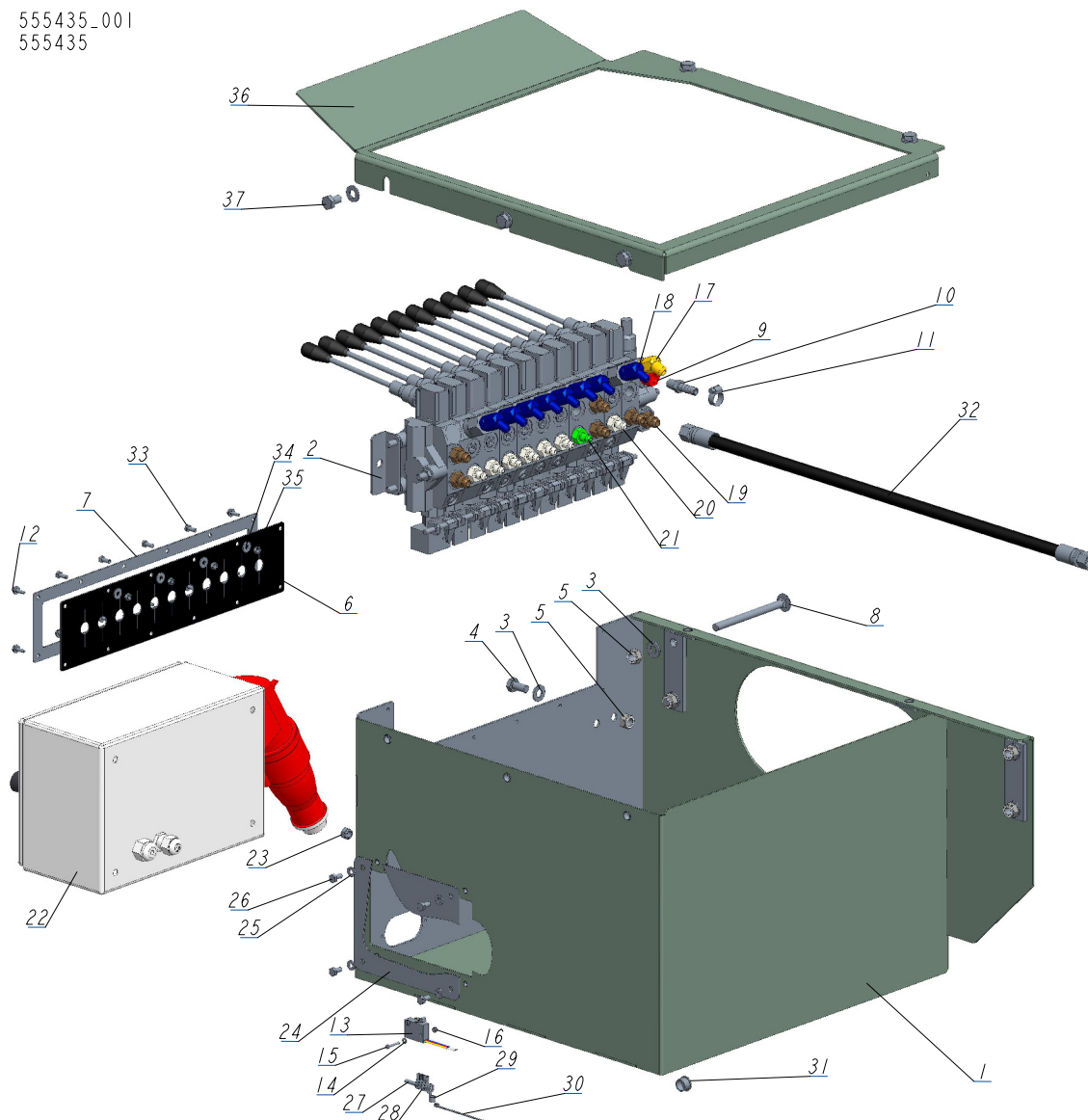


REF	DESCRIPTION (◆ indicates parts available in assemblies only)	PART #	QTY
-	BOX, FRONT 10 SEC. AHP5/LT40/70	555433	1
1	BOX, FRONT	555443-1	1
2	VALVE, HDS11/10- 8-SECTION HYDRAULIC	091344	1
3	WASHER, 10.5 FLAT ZINC	F81055-1	11
4	BOLT, ISO 4017-M10X20-8.8-A2E HEX HEAD	F81003-53	2
5	NUT, M10-8-B HEX NYLON ZINC LOCK	F81033-1	6
6	GUARD, RUBBER HYDRAULIC VALVE 10-SECTION	091739	1
7	PLATE, 10-SECTION VALVE PAINTED	091826-1	1
8	BOLT, #10-24X1/2 SELF-TAPPING	F05015-7	8
9	GROMMET, 15,9 UB625 RUBBER	086816	1
10	BOLT, M10X125 8.8 CARRIAGE ZINC	F81003-34	2
11	FITTING, 6SAE MALE-1/4NPT FEMALE	014686	1
12	FITTING, 1/4NPT-3/8 BARB	014685	1

REF	DESCRIPTION (◆ indicates parts available in assemblies only)	PART #	QTY	
13	CLAMP, 11/16 WORM	061807	1	
14	MICROSWITCH, HYDRAULIC VALVE	014765	1	
15	WASHER, 3.2 FLAT ZINC	F81050-2	2	
16	SCREW, M3X20-5.8-A-PAN HEAD ZINC	F81000-8	2	
17	NUT, M3-6-HEX NYLON ZINC LOCK	F81028-2	2	
18	FITTING, 3/8" O-RING X 3/8" JIC	014687	6	
19	FITTING, #6SAE 45 DEG ELBOW	015489	1	
20	FITTING, #4 SAE - #6 SAE 45° ELBOW	015488	7	
21	FITTING, 1/4JIC-3/8 O-RING	P26284	6	
22	ZN-140 UNF9/16-18/7/16-20	555134	1	
23	BOX, LT40/70 ELECTRICAL	566251	1	
	DOOR, 566251 200x300x150 ELECTRIC BOX	084686	1	
24	CABLE, OLFLEX CLASIC 400P 4G2,5	R80585-6	1	
25	TERMINAL, KO 2.5/5 RING	F81064-1	4	
26	TERMINAL, KO1/8 RING	F05092-7	1	
27	TIE WRAP, TK 9/3	F81082-4	1	
28	NUT, M8-8-B HEX NYLON ZINC LOCK	F81032-2	4	
29	COVER TOP, BOX FRONT	555440-1	1	
30	CAP	555383-1	1	
31	WASHER, 6.4 FLAT ZINC	F81053-1	4	
32	BOLT, M6X12-8.8 HEX HEAD FULL THREAD ZIN	F81001-7	4	
33	BOLT, M10X16-8.8 HEX HEAD FULL THREAD ZI	F81003-13	5	
34	PHD 2T3/8X6.80 W9/16UNF-W9/16UNF	555366	1	
35	BOLT, M5X12 8.8 HEX HEAD FULL THREAD ZIN	F81000-5	4	
36	WASHER, 5.5 SPECIAL FLAT ZINC	F81052-3	4	
37	NUT, M5 8 HEX ZINC	F81030-1	4	

9.57 Front Box. 555435

555435_001
555435



REF	DESCRIPTION (◆ indicates parts available in assemblies only)	PART #	QTY
-	BOX, FRONT 11SEC. AHP7/LT40/70 COMPLETE	555435	1
1	BOX, FRONT	555443-1	1
2	VALVE 11 SEC. HDS11/10	510568_	1
3	WASHER, 10.5 FLAT ZINC	F81055-1	11
4	BOLT, ISO 4017-M10X20-8.8-A2E HEX HEAD	F81003-53	2
5	NUT, M10-8-B HEX NYLON ZINC LOCK	F81033-1	6
6	COVER, 11-SECTION VALVE RUBBER	518926	1
7	COVER, 11-SECTION VALVE GUARD	510571-1	1
8	BOLT, M10X125 8.8 CARRIAGE ZINC	F81003-34	2
9	FITTING, 6SAE MALE-1/4NPT FEMALE	014686	1
10	FITTING, 1/4NPT-3/8 BARB	014685	1
11	CLAMP, 11/16 WORM	061807	1
12	BOLT, #10-24X1/2 SELF-TAPPING	F05015-7	8

REF	DESCRIPTION (◆ indicates parts available in assemblies only)	PART #	QTY	
13	MICROSWITCH, HYDRAULIC VALVE	014765	1	
14	WASHER, 3.2 FLAT ZINC	F81050-2	2	
15	SCREW, M3X20-5.8-A-PAN HEAD ZINC	F81000-8	2	
16	NUT, M3-6-HEX NYLON ZINC LOCK	F81028-2	2	
17	FITTING, #6SAE 45 DEG ELBOW	015489	1	
18	FITTING, #4 SAE - #6 SAE 45° ELBOW	015488	8	
19	FITTING, 3/8" O-RING X 3/8" JIC	014687	6	
20	FITTING, 1/4JIC-3/8 O-RING	P26284	7	
21	ZN-140 UNF9/16-18/7/16-20	555134	1	
22	BOX, LT40/70 ELECTRICAL	566251	1	
	DOOR, 566251 200x300x150 ELECTRIC BOX	084686	1	
23	NUT, M8-8-B HEX NYLON ZINC LOCK	F81032-2	4	
24	CAP	555383-1	1	
25	WASHER, 6.4 FLAT ZINC	F81053-1	4	
26	BOLT, M6X12-8.8 HEX HEAD FULL THREAD ZIN	F81001-7	4	
27	CABLE, OLFLEX CLASIC 400P 4G2,5	R80585-6	1	
28	TERMINAL, KO 2.5/5 RING	F81064-1	4	
29	TERMINAL, KO1/8 RING	F05092-7	1	
30	TIE WRAP, TK 9/3	F81082-4	1	
31	GROMMET, 15,9 UB625 RUBBER	086816	1	
32	PHD 2T3/8X6.80 W9/16UNF-W9/16UNF	555366	1	
33	BOLT, M5X12 8.8 HEX HEAD FULL THREAD ZIN	F81000-5	4	
34	WASHER, 5.5 SPECIAL FLAT ZINC	F81052-3	4	
35	NUT, M5 8 HEX ZINC	F81030-1	4	
36	COVER TOP, BOX FRONT	555440-1	1	
37	BOLT, M10X16-8.8 HEX HEAD FULL THREAD ZI	F81003-13	5	