

Wood-Mizer®

Parts Manual

LT70M AH Super

rev. B1.01



Safety is our #1 concern! Read and understand all safety information and instructions before operating, setting up or maintaining this machine.

Form #1060

Table of Contents

Section-Page

General Contact Information

Branches & Authorized Sales Centers Wood-Mizer Locations (North and South America)

SECTION 1	GENERAL INFORMATION	1-1
1.1	How To Use The Parts List	1-1
1.2	Sample Assembly	1-1
SECTION 2	BLADE GUIDE ROLLERS & ARM	2-1
2.1	Blade Guide Assembly, Idle Side	2-1
2.2	Blade Guide Assembly, Drive Side	2-2
2.3	Blade Guide Arm Drive Assembly.....	2-4
2.4	Blade Guide Mount Assembly, Drive Side	2-6
SECTION 3	BLADE WHEELS & TENSIONER	3-1
3.1	Blade Drive Assembly.....	3-1
3.2	Idle Blade Wheel Assembly	3-2
3.3	Hydraulic Blade Tensioner Assembly.....	3-4
3.4	Sawdust Flow Guide.....	3-6
SECTION 4	SAW HEAD	4-1
4.1	Middle Throat Screw	4-1
4.2	Drive Belt Tensioner (AC)	4-2
4.3	Board Return Assembly (Optional)	4-3
4.4	Water Lube Assembly	4-5
4.5	LT70AC Saw Head Decals	4-6
4.6	Blade Housing Covers.....	4-8
4.7	Sawdust Chute.....	4-9
4.8	Saw Head Protection Kit, LT70M Mobile	4-10
SECTION 5	CONTROL BOXES	5-1
5.1	Control Assembly, LT70 AH	5-1
5.2	Drum Switches	5-3
5.3	Circuit Breakers.....	5-4
5.4	Front Panel Assembly & Harnesses	5-5
5.5	Solenoids	5-6
SECTION 6	UP/DOWN SYSTEM	6-1
6.1	Up/Down Rollers & Covers	6-1
6.2	Blade Height Scale	6-2
6.3	Up/Down Chain & Sprockets.....	6-3
6.4	Up/Down Drive Assembly	6-4
6.5	Safety Switches	6-6

Table of Contents

Section-Page

SECTION 7 FEED SYSTEM & TRACK ROLLERS 7-1

7.1	Upper Track Rollers And Wipers.....	7-1
7.2	Power Feed Assembly	7-3
7.3	Feed Chain/Stop	7-5
7.4	Lower Track Rollers.....	7-6

SECTION 8 BED FRAME ASSEMBLY 8-1

8.1	Bed Rail Assembly, Front (LT40/70M Super).....	8-1
8.2	Bed Rail Assembly, Middle (LT40/70M Super).....	8-2
8.3	Board Removal Assembly, "Super" Series Stationary Sawmills w/"M" Frame	8-3
8.4	Board Removal Assembly, Portable "Super" Series Sawmills w/"M" Frame	8-5
8.5	Board Return Assembly - (LT40M Super Option)	8-7
8.6	Board Return Assembly - (LT70M Super Option)	8-8
8.7	Long Table	8-9
8.8	Stationary Leg Kit, M Super Frame	8-11
8.9	Outrigger Leg Kit, M Super Frame	8-12
8.10	LT40/70M Saw Head Rest Pin Assembly	8-13
8.11	Tie Down Chain Assembly	8-14
8.12	Blockade Control Box LT40	8-15
8.13	Remote Equipment for Installation on a Wall (Cutting Length of 6.5 m)	8-16
8.14	Remote Equipment for Installation on a Wall (Cutting Length of 6.5-10 m)	8-17
8.15	Guide Rail Support Post.....	8-18
8.16	4-Post Remote Set	8-20
8.17	5-Post Remote Set	8-21

SECTION 9 HYDRAULIC SYSTEM 9-1

9.1	Hydraulic Hoses, LT40/70M Super	9-1
	<i>Protective Conduits, LT40/70M Super Hydraulic Hoses</i>	
9.2	Hydraulic Control Box, LT40/70M Super (AC)	9-3
9.3	Hydraulic Control Box, LT40/70M Super (DC)	9-5
9.4	Hydraulic Hose Kit for MBX24H1-6 (AH "M" Frame Sawmills)	9-7
9.5	Hydraulic Hose Hanger Kit, "M" Frame (AH1-3) MBX24H1-4	9-8
9.6	Hydraulic Hose Hanger Kit, "M" Frame (AH4-7) MBX24H5-6	9-9
9.7	Listwa zasilania układu hydrauliki AC	9-10
9.8	Hydraulic Control Box, 16-Section LT20/40/70 AC	9-12
9.9	Hydraulic Control Box, 10-Section LT20/40/70AC	9-15
9.10	Hydraulic & Wireless Control Box	9-18
9.11	Wireless Control Assembly (Option)	9-20
9.12	Hydraulic Log Loader, S/M Frame	9-21
9.13	Hydraulic Log Loader for "M" Super Frames	9-23
9.14	Hydraulic Log Loader, Extended for "S", "M" and "M Super" Frames with 2.5 t. and 2.6 t. trailer.....	9-25
9.14	9-25
9.14	9-25
9.15	Hydraulic Log Turner.....	9-27
9.16	Hydrauliczny obracak kłody.....	9-29
9.17	Hydraulic Log Side Supports (for Stationary Sawmills).....	9-31

Table of Contents

Section-Page

9.18	Hydraulic Log Side Supports (for Mobile Sawmills).....	9-33
9.19	Hydraulic Log Clamp, Front	9-35
9.20	Hydraulic Log Clamp	9-37
9.21	Hydraulic Log Clamp	9-39
	<i>LT30HD</i> <i>Rev. A1.00 - B2.00</i>	
	<i>LT40HD</i> <i>Rev. A1.00 - B2.00</i>	
	<i>LT30HD Super</i> <i>Rev. A1.00 - B2.00</i>	
	<i>LT40HD Super</i> <i>Rev. A1.00 - B2.00</i>	
9.22	Hydrauliczny docisk kłody.....	9-41
	<i>LT30HD</i> <i>Rev. B1.00 - B1.02</i>	
	<i>LT40HD</i> <i>Rev. B1.00 - B1.02</i>	
9.23	Hydrauliczny docisk kłody.....	9-44
	<i>LT30HD</i> <i>Rev. C2.00 - C4.00</i>	
	<i>LT40HD</i> <i>Rev. C2.00 - C4.00</i>	
	<i>LT30HD Super</i> <i>Rev. C2.00 - C4.00</i>	
	<i>LT40HD Super</i> <i>Rev. C2.00 - C4.00</i>	
9.24	Hydraulic Pull-Down Clamp.....	9-46
	<i>LT30HD</i> <i>Rev. C4.01+</i>	
	<i>LT40HD</i> <i>Rev. C4.01+</i>	
	<i>LT70 AH</i> <i>Rev. B1.01+</i>	
9.25	Hydraulic Log Clamp - main.....	9-48
9.26	Hydraulic Log Clamp	9-50
	<i>LT30HD</i> <i>Rev. B1.00 - B1.02</i>	
	<i>LT40HD</i> <i>Rev. B1.00 - B1.02</i>	
9.27	Hydraulic Log Clamp	9-53
	<i>LT30HD</i> <i>Rev. C2.00 - C4.00</i>	
	<i>LT40HD</i> <i>Rev. C2.00 - C4.00</i>	
	<i>LT30HD Super</i> <i>Rev. C2.00 - C4.00</i>	
	<i>LT40HD Super</i> <i>Rev. C2.00 - C4.00</i>	
9.28	9-55
9.29	Hydraulic Log Side SupportsHydraulic Log Clamp	9-56
	<i>LT30HD</i> <i>Rev. B1.00 - B1.02</i>	
	<i>LT40HD</i> <i>Rev. B1.00 - B1.02</i>	
9.30	Hydraulic Log Clamp	9-61
	<i>LT30HD</i> <i>Rev. C2.00 - C4.00</i>	
	<i>LT40HD</i> <i>Rev. C2.00 - C4.00</i>	
	<i>LT30HD Super</i> <i>Rev. C2.00 - C4.00</i>	
	<i>LT40HD Super</i> <i>Rev. C2.00 - C4.00</i>	
9.31	(L Type Frame).....	9-63
9.32	Hydraulic Log Side Supports (Super Version).....	9-64
9.33	Hydraulic Log Clamp, Rear	9-66
9.34	Hydraulic Toe Board	9-68
9.35	Power Toe Roller.....	9-69

Getting Service

Wood-Mizer is committed to providing you with the latest technology, best quality and strongest customer service available on the market today. We continually evaluate our customers' needs to ensure we're meeting current wood-processing demands. Your comments and suggestions are welcome.

General Contact Information

From Europe call your local distributor or our European Headquarters and Manufacturing Facility in Koło, Nagórna 114 St, Poland at **+48-63-2626000**. From the continental U.S., call our U.S. Headquarter 8180 West 10th St. Indianapolis, IN 46214, toll-free at **1-800-525-8100**. Ask to speak with a Customer Service Representative. Please have your machine identification number and your customer number ready when you call. The Service Representative can help you with questions about the operation and maintenance of your machine. He also can schedule you for a service call.

Office Hours:

Country	Monday - Friday	Saturday	Sunday
Poland	7 a.m.- 3 p.m.	Closed	Closed
US	8 a.m.- 5 p.m.	8 a.m.- 12 p.m	Closed

Please have your vehicle identification number and your customer number ready when you call.

Wood-Mizer will accept these methods of payment:

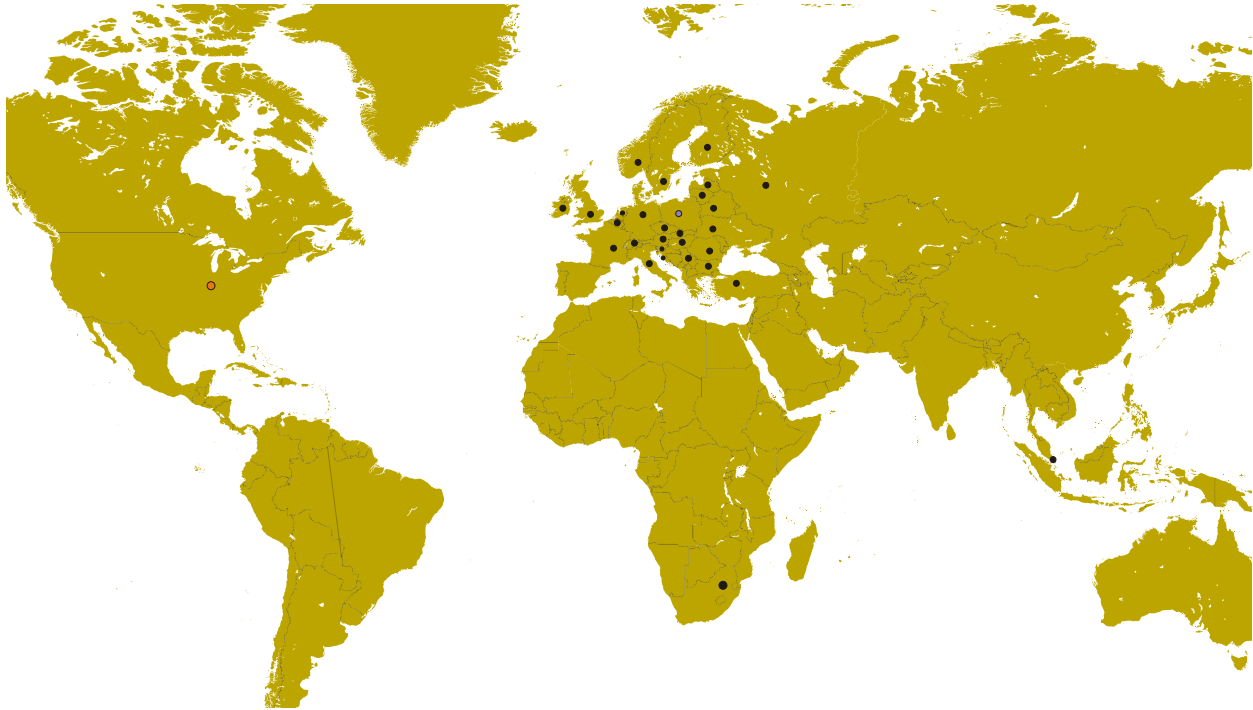
- Visa, Mastercard, or Discover
- COD
- Prepayment
- Net 15 (with approved credit)



Be aware that shipping and handling charges may apply. Handling charges are based on size and quantity of order.

Technical data are subject to change without prior notice.

Actual product may differ from product images. Some illustrations show machines with optional equipment.

Branches & Authorized Sales Centers Wood-Mizer Locations (North and South America)



EUROPE		UNITED STATES
<p> European Headquarters Wood-Mizer Industries Sp. z o.o. Nagórna 114, 62-600 Kolo, Poland Tel.: +48-63-26-26-000 Fax: +48-63-27-22-327 www.woodmizer.eu</p>		<p> World Headquarters Wood-Mizer LLC 8180 West 10th Street Indianapolis, Indiana 46214-2400, USA Tel.: +1-317-271-1542 Fax: +1-317-273-1011 www.woodmizer.com</p>
<p>BELARUS MOST-GRUPP Siemashko 15, k.3 Minsk 2200116 Tel.: +375-17-270-90-08 Fax: +375-17-270-90-08 GSM: +375-29-649-90-80 e-mail: most-by@mail.ru</p>	<p>SWITZERLAND Stefan Wespri Maschinen u. Geräte Spezialarbeiten GmbH Eichstraße 4 6353 Weggis Tel.: +41-(0)41 - 3900312 GSM: +41-(0)79 - 9643594 info@mobilsaegen.ch</p>	<p>RUSSIA Dariusz Mikołajewski OOO WOOD-MIZER INDUSTRIES 141031, Moscow Reg., Mytishenski raj., pos. Veshki, Zavodskaja str., 3B Tel.Fax: +7(495) 788-72-35 Tel.Fax: +7(495) 641-51-60 e-mail: dariuszm@woodmizer-moscow.ru</p>
<p>BULGARIA Kalin Simeonov Ecotechproduct 38 Star Lozenski pat str. Sofia 1186 Tel.: +359-2-462-7035 Tel.: +359-2-963-1656 Tel./Fax : +359-2-979-1710 Kalin Simeonov GSM: +3592-963-2559 e-mail: office@ecotechproduct.com</p>	<p>HUNGARY Wiktor Turoczy Wood-Mizer Hungary K.F.T. Szonyi Ut 67., 2921 Komárom Tel./Fax: +36-34-346-255 e-mail: woodmizer@woodmizer.hu</p>	<p>RUSSIA Far East Wladimir Glazaczew "WM Service" Krasnoretschenskaya Str.111 680006 Khabarovsk Tel./Fax: +7-914-541-1183 e-mail: wms-khv@mail.ru</p>

<p>CROATIA Krešimir Pregernik Pregimex d.o.o. S. Batušića 31, 10090 Zagreb Tel./Fax: +3851-38-94-668 Krešimir Pregernik GSM: +3851-98-207-106 e-mail: Kresimir.Pregernik@gmail.com</p>	<p>ITALY Pasquale Felice Wood-Mizer Italia Srl Cda. Capoiaccio SN 86012 Cercemaggiore Campobasso Tel./Fax: +39-0874-798-357 GSM: +39-333-281-03-79 e-mail: wmitaliasrl@gmail.com</p>	<p>SERBIA Dragan Markov Wood-Mizer Balkan d.o.o. Svetosavska GA 3/3; P. Fah 25 23 300 Kikinda Tel./Fax: +381-230-25-754 Tel./Fax: +381-230-23-567 GSM: +381-63-568-658 e-mail: office@woodmizer.co.yu</p>
<p>CZECH REPUBLIC Miroslav Greill Wood-Mizer CZ s.r.o. Osvaldova 91 339 01 Klatovy-Luby Tel./Fax: +420-376-312-220 Fax: +420-376-319-011 Miroslav Greill GSM: +420-723-580-799 e-mail: greill@woodmizer.cz</p>		<p>SLOVAKIA Wiktor Turoczy Wood-Mizer Danubia s.r.o. Hadovce 5, 94501 Komárno Tel.: +421-35-77-40-316 Fax: +421-35-7740-326 GSM: +421-905-930-972 e-mail: woodmizer@woodmizer.sk</p>
<p>CZECH REPUBLIC Lubomir Kudlik Wood-Mizer Moravia Sovadinova 6 69002 Breclav Tel./Fax: +420-519-322-443 Lubomir Kudlik GSM: +420-602-734-792 e-mail: info@wood-mizer.net</p>	<p>LATVIA Vilmars Jansons OBERTS Ltd Gaujas str. 32/2 LV-2167 Marupe, Rigas Raj. Tel.: +371-7-810-666 Fax: +371-7-810-655 Vilmars Jansons GSM: +371-92-06-966 Andris Orols GSM: +371-28-33-07-90 e-mail: andris@oberts.lv</p>	<p>TURKEY Er-Ka Ahsap Profil Kerestecilik San. ve Tic. Ltd. Sti. Adana Keresteciler Sitesi 191 sk No.41 ADANA Tel.: +90-322-346-15-86 Fax: +90-322-345-17-07 GSM: +90-533-363-18-44 e-mail: info@erkaahsap.com.tr</p>
<p>FINLAND Howard Blackbourn Oy Falkberg Jordbruk Ab Falkintie 220 25610 Ylonkyla Tel.: +358-2732-2253 Fax: +358-2732-2263 Howard Blackbourn GSM: +358-440-424-339 e-mail: falkberg@woodmizer.fi</p>	<p>LITHUANIA Andrius Zuzevicius UAB Singlis Savanoriu pr. 187, 2053 Vilnius Tel.: +370-5-2-32-22-44 Fax: +370-5-2-64-84-15 GSM: +370-620-28-645 e-mail: andrius.z@singlis.lt</p> <p>Dmitrij Gaiduk GSM: +370-69-84-51-91 e-mail: dmitrijus.g@singlis.lt</p>	<p>UKRAINE Ivan Vinnicki MOST UKRAINA bul. Myru 3, Bajkivtsi Ternoplskyj r-j Ternopolska oblast 47711 Ukraine Tel/Fax: +38 (0352) 52 37 74 GSM: +38 (067) 352 54 34 GSM: +38 (067) 674 50 68 E-mail: most-ukraina@ukr.net</p>
<p>FRANCE Tizoc Chavez Wood-Mizer France 556 chemin des Embouffus, ZAC des Basses Echarrieres 38440 SAINT JEAN DE BOURNAY Tel: +33-4 74 84 84 44 GSM: +33-607 52 02 82 Mail: tchavez@woodmizer.fr</p>	<p>NORWAY Odd Edvoll Wood-Mizer Nordic AS Vardelia 17, 2020 Skedsmokorset Tel.: +47-63-87-49-89 Fax: +47-63-87-37-66 GSM: +47-930-42-335 e-mail: odd.edvoll@woodmizer.no</p> <p>e-mail: firmapost@woodmizer.no</p>	<p>UNITED KINGDOM & IRELAND Wood-Mizer UK Hopfield Barn Kenward Road, Yalding Kent ME18 6JP, UK Tel.: +44-1622-813-201 Fax: +44-1622-815-534 e-mail: info@woodmizer.co.uk</p>
<p>SLOVENIA Jan Fale FAMTEH d.o.o. Gacnikova pot 2, 2390 Ravne na Koroskem Tel.: +386-2-62-04-232 Fax: +386-2-62-04-231 Jan Fale GSM: +386-2-62-04-230 e-mail: jan.fale@famteh.si</p> <p>Matjaz Kolar Tel.: +386-2-62-04-232 GSM: +386-31-775-999 e-mail: matjaz.kolar@famteh.si</p>		

<p>GERMANY Klaus Longmuss Wood-Mizer Sägewerke GmbH Dorfstraße 5, 29485 Schletau Tel.: +49-5883-9880-10 Fax: +49-5883-9880-20 e-mail: info@woodmizer.de</p> <p>Klaus Longmuss Tel.: +49-5883-9880-12 GSM: +49-17-298-55-892 e-mail: KLongmuss@woodmizer.de</p>	<p>Subagent: SWEDEN Kjell Larsson Mekwood AB Slingan 14, 812 41 Gästrike-Hammarby Tel.: +46-290-515-65 Kjell Larsson GSM: +46-706-797-965 e-mail: kjell.larsson@mekwood.se</p>	<p>IRELAND Wood-Mizer Ireland Stephen Brennan Cum Lahardane Ballina County Mayo Tel:+353 96 51345</p> <p>E-mail: brennanmill@ericom.net</p>
<p>Subagents: DENMARK Brian Jensen Arnborgvej 9, 7330 Brande- Fasterholt Tel.: +45-971-88-265 Fax: +45-971-88-266</p> <p>Brian Jensen GSM: +45-23-49-5828 e-mail: Fasterholt-Savvaerk@Mail.Tele.dk</p>	<p>ROMANIA Adrian Echert SC WOOD-MIZER RO SRL TRANSILVANIEI Nr. 5 Sibiu, Cisnădie 555300 Tel./Fax: : +40-369-405-433 GSM: +40-745-707-323 e-mail: aechert@woodmizer.ro</p>	<p>Regional Manager - Asia Wood-Mizer Asia Pte Ltd. James Wong Tel: +65 81216910 Fax: +65 6283 8636 WWW: www.woodmizerasia.com E-mail: jwong@woodmizerasia.com</p>
<p>Netherlands Chris Dragt Lange Brink 77d, 7317 BD Apeldoorn Tel.: +31-55312-1833 Fax: +31-55312-2042 e-mail: Info@dragtbosbouw.nl</p>	<p>Subagent: ROMANIA M. Echert S.C. Echert Comprod s.r.l Str. Schitului Nr. 6, Apt.7 etajul-1 725 70 Vatra Dornei, Romania Tel./Fax: +40-230-374-235 Tel. : +40-740-35-35-74</p>	<p>Regional Manager - Africa Wood-Mizer Africa Jean-Jacques Oelofse UNIT 3, LEADER PARK, NO: 20 CHARIOT ROAD STORMILL, EXT 5, Roodepoort, Johannesburg Tel: +27 011 473 1313 Fax: +27 011 473 2005 Jean-Jacques Oelofse E-mail: jjoelofse@woodmizer africa.com Jean-Jacques Oelofse Skype:jean.jacques.pierre.oelofse</p>

USA World Headquarters

Serving North & South America, Oceania, East Asia

Wood-Mizer LLC
8180 West 10th Street
Indianapolis, IN 46214

Phone: 317.271.1542 or 800.553.0182
Customer Service: 800.525.8100
Fax: 317.273.1011
Email: infocenter@woodmizer.com

Brazil Headquarters

Serving Brazil

Wood-Mizer do Brasil
Rua Dom Pedro 1, No: 205 Bairro: Sao Jose
Ivoti/RS CEP:93.900-000

Tel: +55 51 9894-6461/ +55 21 8030-3338/ +55 51
3563-4784
Email: info@woodmizer.com.br

Canadian Headquarters

Serving Canada

Wood-Mizer Canada
396 County Road 36, Unit B
Lindsay, ON K9V 4R3

Phone: 705.878.5255 or 877.357.3373
Fax: 705.878.5355
Email: ContactCanada@woodmizer.com

Europe Headquarters

Serving Europe, Africa, West Asia

Wood-Mizer Industries Sp z o.o.
Nagorna 114
62-600 Kolo, Poland

Phone: +48.63.26.26.000
Fax: +48.63.27.22.327

Branches & Authorized Sales Centers

For a complete list of dealers, visit www.woodmizer.com

SECTION 1 GENERAL INFORMATION

1.1 How To Use The Parts List

- Use the index above to locate the assembly that contains the part you need.
- Go to the appropriate section and locate the part in the illustration.
- Use the number pointing to the part to locate the correct part number and description in the table.
- Parts shown indented under another part are included with that part.
- Parts marked with a diamond (◆) are only available in the assembly listed above the part.

See the sample table below. Sample Part #A01111 includes part F02222-2 and subassembly A03333. Subassembly A03333 includes part S04444-4 and subassembly K05555. The diamond (◆) indicates that S04444-4 is not available except in subassembly A03333. Subassembly K05555 includes parts M06666 and F07777-77. The diamond (◆) indicates M06666 is not available except in subassembly K05555.

1.2 Sample Assembly				
REF.	DESCRIPTION (◆ Indicates Parts Available In Assemblies Only)	PART #	QTY	
	Sample Assembly, Complete (Includes All Indented Parts Below)	A01111	1	
1	Sample Part	F02222-22	1	
	Sample Subassembly (Includes All Indented Parts Below)	A03333	1	
2	Sample Part (◆ Indicates Part Is Only Available With A03333)	S04444-4	1	◆
	Sample Subassembly (Includes All Indented Parts Below)	K05555	1	
3	Sample Part (◆ Indicates Part Is Only Available With K05555)	M06666	2	◆
4	Sample Part	F07777-77	1	

To Order Parts:

- From Europe call our European Headquarters and Manufacturing Facility in Kolo, Poland at **+48-63-2626000**. From the continental U.S., call our toll-free Parts hotline at **1-800-525-8100**. Have your customer number, vehicle identification number, and part numbers ready when you call. From other international locations, contact the Wood-Mizer distributor in your area for parts.

Office Hours:

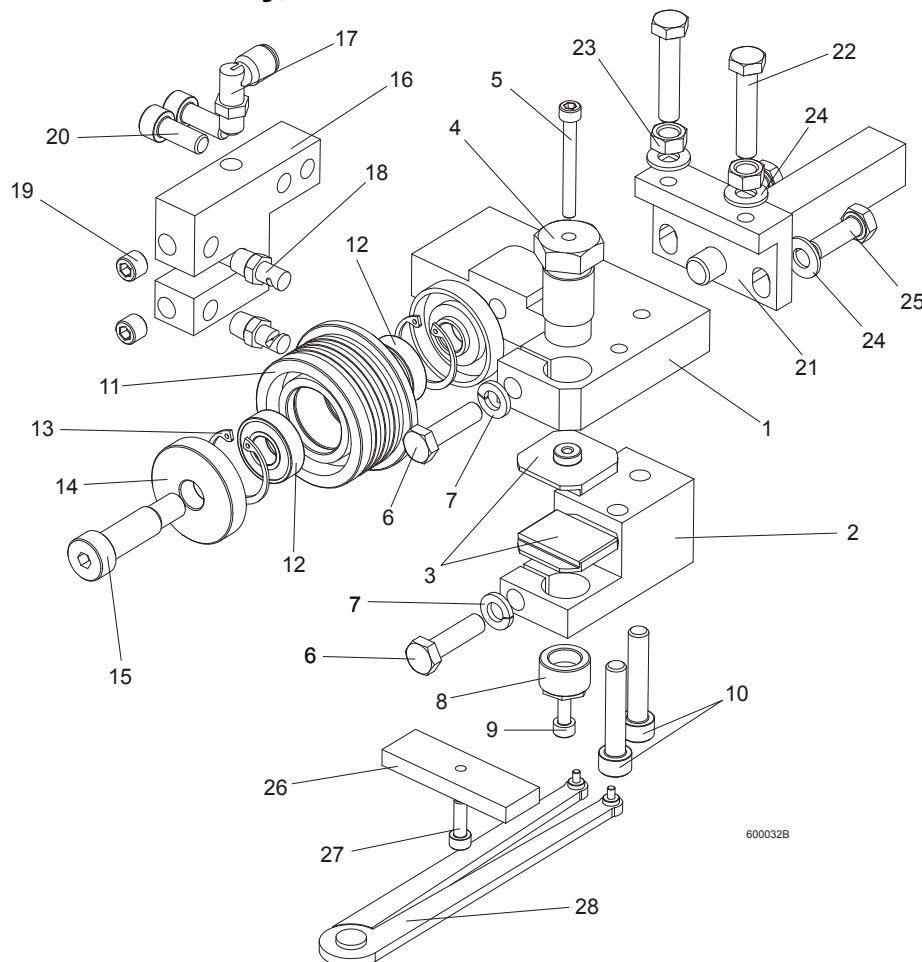
Country	Monday - Friday	Saturday	Sunday
Poland	7-15	Closed	Closed
US	8 a.m.- 5 a.m.	8 a.m.- 12 p.m.	Closed



CAUTION! It is strongly recommended that only original spare parts be used.

SECTION 2 BLADE GUIDE ROLLERS & ARM

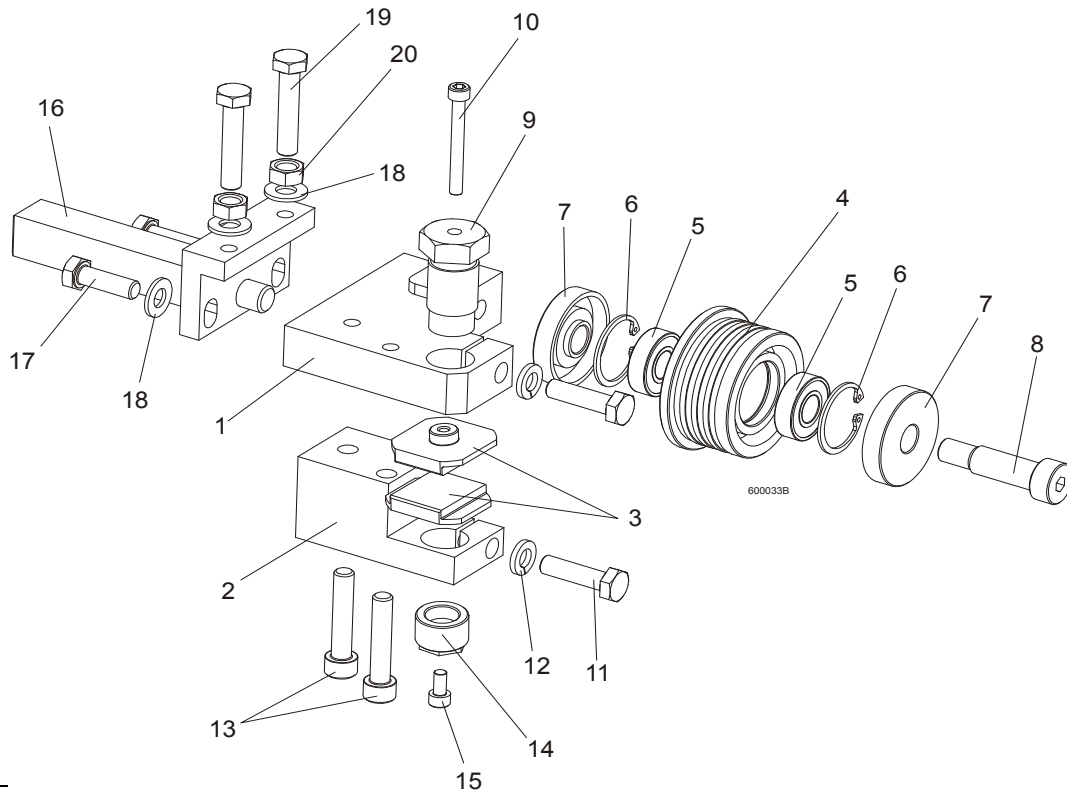
2.1 Blade Guide Assembly, Idle Side



REF.	DESCRIPTION (◆ Indicates Parts Available In Assemblies Only)	PART#	QTY
	BLADE GUIDE ASSEMBLY, IDLE SIDE, EXTENDED (for optional use with 1 1/2" blades)	092997	1
1	Block, Blade Guide Mount Zinc-Plated	090947-1	1
2	Block, Lower Ceramic Pad Mount Zinc-Plated	090948-1	1
3	Block, Blade Guide Zinc	093430-1	2
4	Bolt, Upper Pad Adjustment Zinc-Plated	089515-1	1
5	Screw, M5x45 DIN912 A2-70 Hex Socket Head Cap Stainless Steel	F81000-24	1
6	Bolt, M8x30 DIN933 A2-70 Stainless Steel	F81002-27	2
7	Washer, 8.2 Split Lock Zinc	F81054-4	2
8	Screw, Lower Pad Adjuster Zinc-Plated	516191-1	1
9	Screw, M5x10 DIN912 A2-70 Hex Socket Head Cap Stainless Steel	F81000-23	1
10	Screw, M8x40-8.8 Hex Socket Head Cap Zinc	F81002-29	2
	Roller, Blade Guide w/Bearing, Extended	092939	1
11	Roller, Blade Guide Extended	087890	1
12	Bearing, 6001 2RSR NACHI	087893	2
13	Ring, W28 Inside Retaining	F81090-9	2

14	Washer, Blade Guide Roller Spacer Zinc-Plated	087891-1	1	
	Washer, Blade Guide Roller Spacer Zinc-Plated	087892-1	1	
15	Screw, 12/M10x30 12.9 ISO 7379 Socket Head Shoulder	F81003-70	1	
	Screw, 12/M10x35 12.9 ISO 7379 Socket Head Shoulder (used with the Extended Roller only)	F81003-48	1	
16	Block, Nozzle Mounting Zinc-plated	090487-1	1	
17	Fitting, 90° Elbow 1/8NPT-1/4 Tube Swivel	P09736	1	
18	Nozzle, Blade Lube Spray	033479	2	
19	Plug, M10x1 DIN 906 BN40 "BOSSARD"	F81015-3	2	
20	Screw, M8x20-8.8 Hex Socket Head Cap Zinc	F81002-30	2	
21	Pivot Weldment, Blade Guide Zinc-plated	089509-1	1	
22	Bolt, M8x40 DIN933 A2-70 Stainless Steel	F81002-28	2	
23	Nut, M8 DIN934 A2-70 Stainless Steel	F81032-7	2	
24	Washer, 8.4 Zinc Flat	F81054-1	4	
25	Bolt, M8x25 DIN933 A2-70 Stainless Steel	F81002-26	2	
	Block, Blade Guide Alignment	090951	1	
26	Block, Blade Guide Alignment Zinc-Plated	090805-1	1	
27	Screw, M5x16-8.8 Hex Socket Head Cap Zinc	F81000-25	1	
28	Tool, 62860-3 (PERSCHMAN) Lower Pad Adjustment	090949	1	

2.2 Blade Guide Assembly, Drive Side

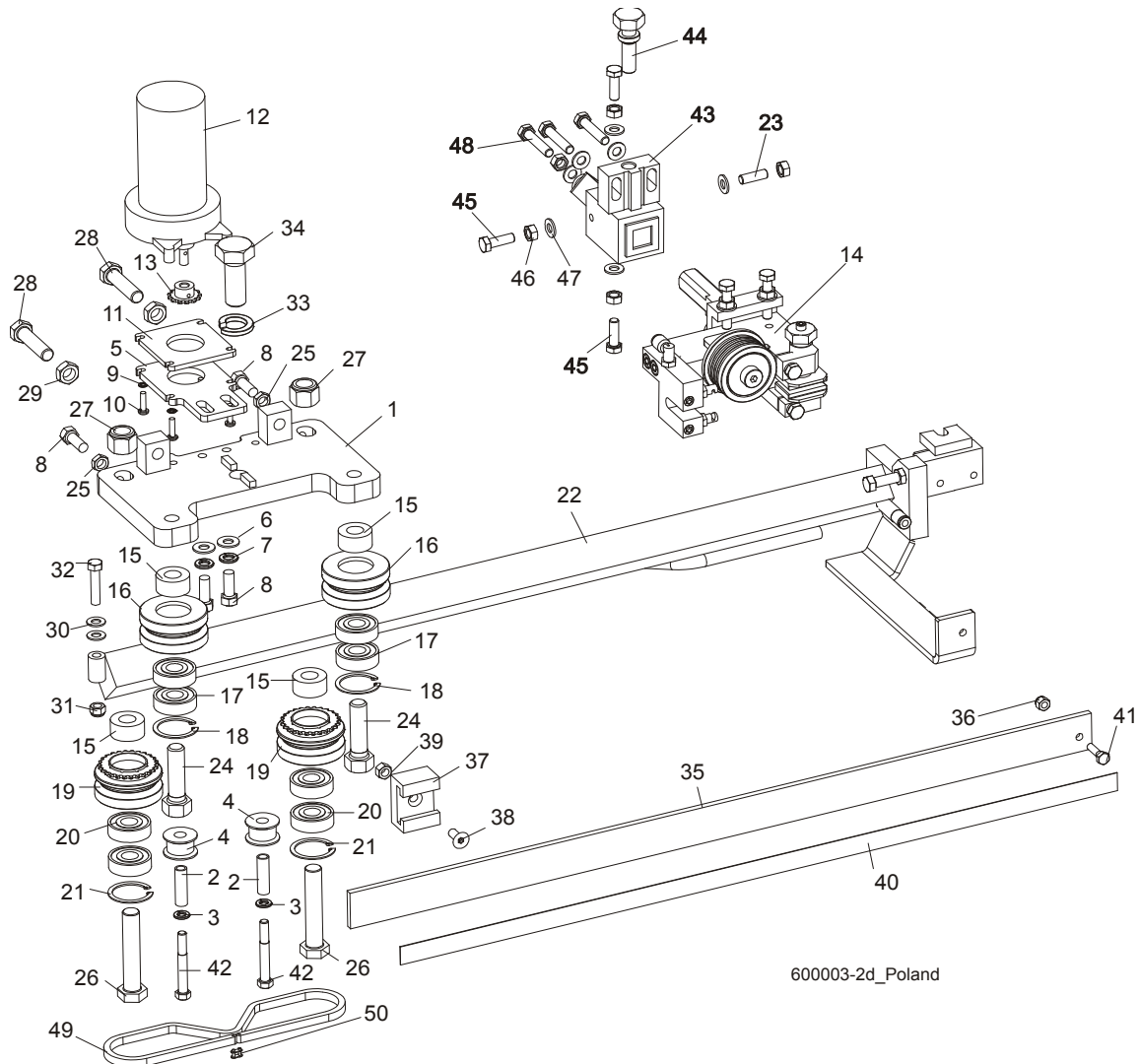


REF.	DESCRIPTION (◆ Indicates Parts Available In Assemblies Only)	PART#	QTY	
	BLADE GUIDE ASSEMBLY, DRIVE SIDE, EXTENDED (for optional use with 1 1/2" blades)	092998	1	
1	Block, Blade Guide Mount Zinc-Plated	090944-1	1	
2	Block, Lower Ceramic Pad Mount Zinc-Plated	090946-1	1	
3	Block, Blade Guide Zinc	093430-1	2	

BLADE GUIDE ROLLERS & ARM*Blade Guide Assembly, Drive Side*

	Roller, Blade Guide w/Bearing, Extended	092939	1	
4	Roller, Blade Guide Extended	087890	1	
5	Bearing, 6001 2RSR NACHI	087893	2	◆
6	Ring, W28 Inside Retaining	F81090-9	2	
7	Washer, Blade Guide Roller Spacer Zinc-Plated	087891-1	1	
	Washer, Blade Guide Roller Spacer Zinc-Plated	087892-1	1	
8	Screw, 12/M10x30 12.9 ISO 7379 Socket Head Shoulder	F81003-70	1	
	Screw, 12/M10x35 12.9 ISO 7379 Socket Head Shoulder (used with the Extended Roller only)	F81003-48	1	
9	Bolt, Upper Pad Adjustment	089515	1	
10	Screw, M5x45 DIN912 A2-70 Hex Socket Head Cap Stainless Steel	F81000-24	1	
11	Bolt, M8x30 DIN933 A2-70 Stainless Steel	F81002-27	2	
12	Washer, 8.2 Split Lock Zinc	F81054-4	2	
13	Screw, M8x40-8.8 Hex Socket Head Cap Zinc	F81002-29	2	
14	Screw, Lower Pad Adjustment Zinc-plated	516191-1	1	
15	Screw, M5x10 DIN912 A2-70 Hex Socket Head Cap Stainless Steel	F81000-23	1	
16	Pivot Weldment, Blade Guide Zinc-Plated	089509-1	1	
17	Bolt, M8x25 DIN933 A2-70 Stainless Steel	F81002-26	2	
18	Washer, 8.4 Zinc Flat	F81054-1	4	
19	Bolt, M8x40 DIN933 A2-70 Stainless Steel	F81002-28	2	
20	Nut, M8 DIN934 A2-70 Stainless Steel	F81032-7	2	

2.3 Blade Guide Arm Drive Assembly

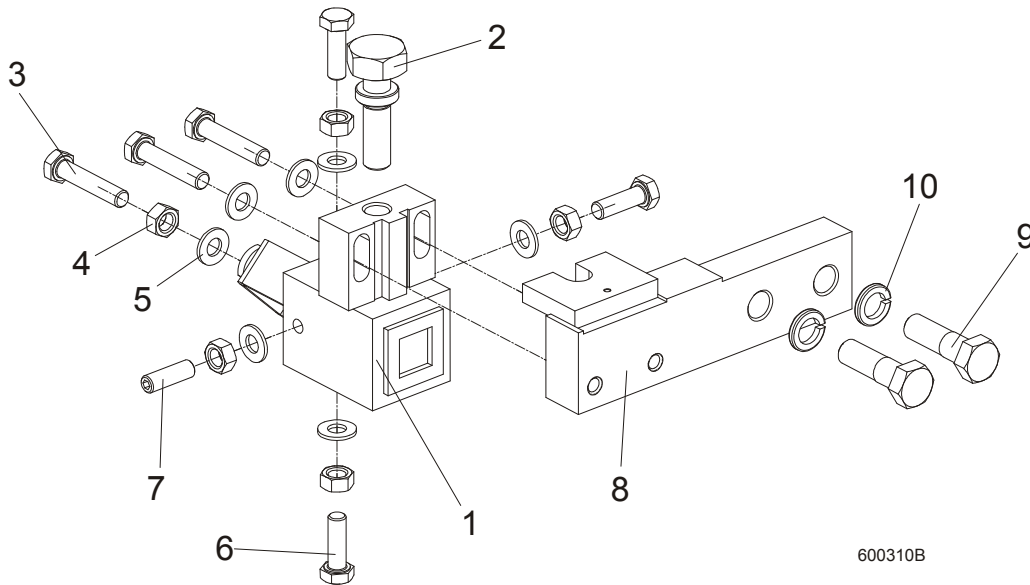


600003-2d_Poland

REF.	DESCRIPTION (◆ Indicates Parts Available In Assemblies Only)	PART#	QTY
	BLADE GUIDE ARM ASSEMBLY	090950	1
1	Plate Weldment, Blade Guide Arm Zinc-Plated	090800-1	1
2	Bushing, 0.322 x 0.44 x 1 1/2" Spacer	S09996	2
3	Washer, 5/16" Split Lock Zinc	F05011-13	2
4	Roller, Chain Guide	090801	2
5	Plate, Blade Guide Motor Mount	090803-1	1
6	Washer, 10.5 Zinc Flat	F81055-1	2
7	Washer, 3/8" Zinc Flat	F05011-4	2
8	Bolt, M10 x 25 8.8 Hex Head Full Thread	F81003-31	4
9	Washer, 5.3 Zinc Flat	F81052-1	4
10	Screw, #10-32 x 3/4 CrS1 Phillips Head	F05004-38	4
11	Plate, Spacer	090802-1	1
12	Motor, 53:1 Gear ASA Blade Guide Arm	P09698-1	1
13	Sprocket, 25B13 x .3130	P09970	1
14	Pin, 3 x 14 Zinc Roll	F81044-4	1

15	Spacer, Drive Roller Zinc-Plated	090804-1	4	
	ROLLER ASSEMBLY, BLADE GUIDE ARM IDLER	042543	2	
16	Housing, 2 1/2" V-Groove	042536	1	
17	Bearing, 6203 2RSP6-5/8 CX	095087	2	
18	Ring, 1.575" ID 5002-156 Retaining	F04254-8	1	
	ROLLER ASSEMBLY, BLADE GUIDE ARM DRIVE	042542	2	
19	Housing, 2 1/2" V-Groove W/Sprocket	042541	1	
20	Bearing, 6203 2RSP6-5/8 CX	095087	2	
21	Ring, 1.575" ID 5002-156 Retaining	F04254-8	1	
22	Arm Weldment, Blade Guide Zinc-Plated	090479-1	1	
23	Screw, M8x8-33H FE/ZN Hex Socket Head SS Set	F81014-3	1	
24	Bolt, 5/8-18 x 2 1/4 Hex Head Grade 5	F05009-80	2	
25	Nut, M10-04-W Zinc Hex Thin	F81033-6	2	
26	Bolt, 5/8-18 x 3 1/4 Hex Head Grade 5	F05009-80	2	
27	Nut, 5/8-18 Hex Nylon Lock	F05010-71	2	
28	Screw, M12 x 1.25 x 60-33H Zinc Hex Set W/Full Dog Point	F81004-52	2	
29	Nut, M12 x 1.25 8.8 Zinc Hex Thin	F81034-5	2	
30	Washer, 8.4 Zinc Flat	F81054-1	1	
31	Nut, M8-8-B Hex Nylon Zinc Lock	F81032-2	1	
32	Bolt, M8 x 40-8.8 Hex Head Full Thread Zinc	F81002-15	1	
33	Washer, DIN 6319-21C Spherical	F81059-6	1	
34	Bolt, M20 x 1.5 x 50-8.8-B Hex Head Full Thread Zinc	F81007-2	1	
35	Guard, Blade	088306	1	
36	Nut, M6-8-B Hex Nylon Zinc Lock	F81031-2	1	
37	Guide, Blade Guard	088305	1	
38	Screw, M8 x 25 Cross Recessed Countersunk Head Zinc	F81002-51	1	
39	Nut, M8-8-B Hex Nylon Zinc Lock	F81032-2	1	
40	Decal, Warning	015849	1	
41	Bolt, M6 x 20-8.8 Hex Head Full Thread Zinc	F81001-2	2	
42	Screw, 12/M10 x 20 12.9 ISO7379 (BOSSARD) Socket Head Shoulder	F81003-68	2	
43	Mounting Block, LT70 Zinc Blade Guide	089503-1	1	
44	Bolt, Blade Guide Zinc-Pl. Adjustment	506552-1	1	
45	Bolt, M8x25 DIN933 A2-70 Stainless Steel	F81002-26	3	
46	Nut, M8 DIN934 A2-70 Stainless Steel	F81032-7	5	
47	Washer, 8.4 Flat Zinc	F81054-1	7	
48	Bolt, M8x40 DIN933 A2-70 Stainless Steel	F81002-28	3	
49	Blade Guide Parts (See Section 2.1)	092997	1	
	Chain, #25 x 92 PITCHES B/G	093805	1	
50	Chain, #25 x 92 Pitches B/G	042443	1	
51	Link, 25 Master	P09983	1	

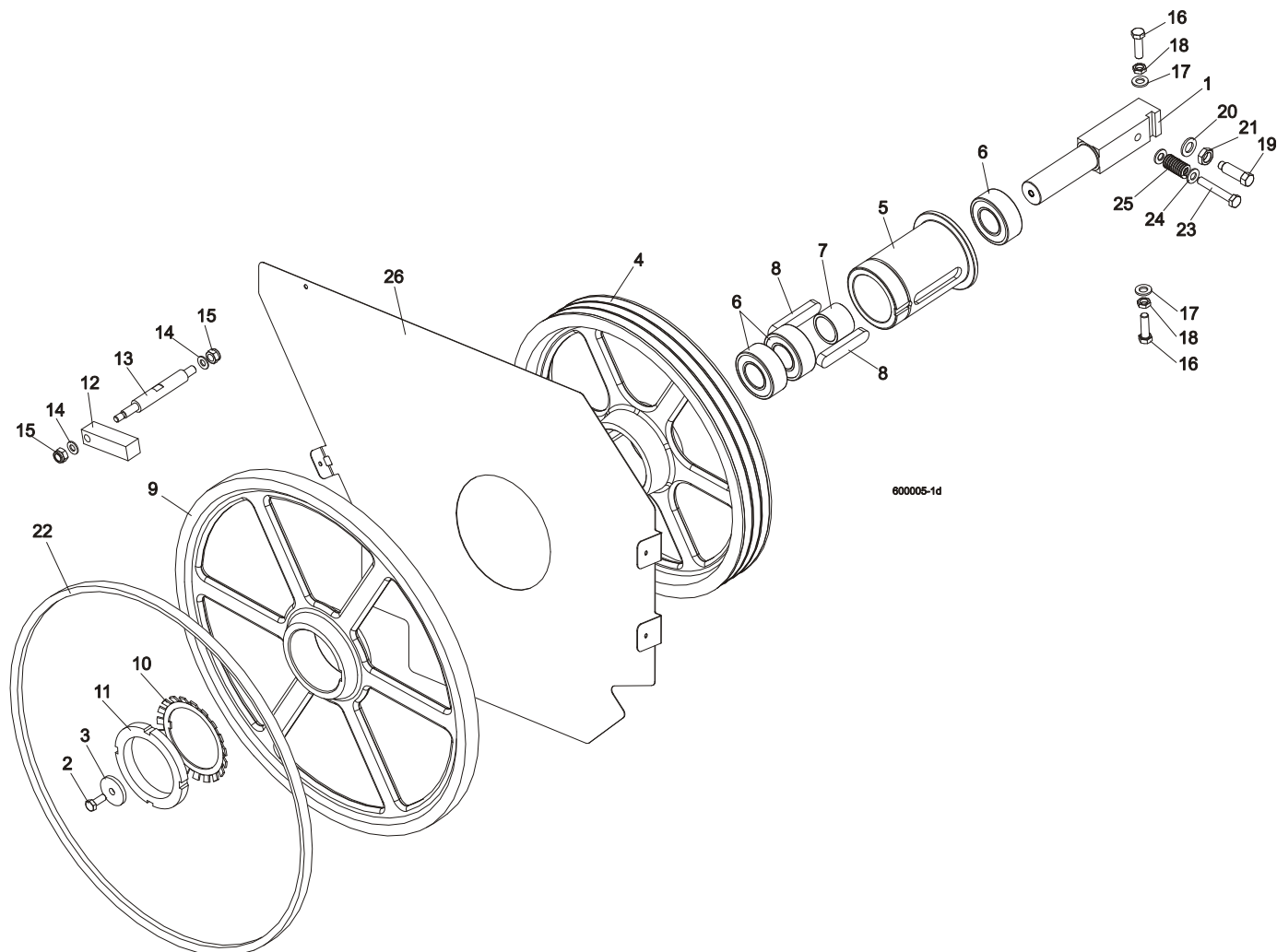
2.4 Blade Guide Mount Assembly, Drive Side



REF.	DESCRIPTION (◆ Indicates Parts Available In Assemblies Only)	PART#	QTY
	MOUNTING BLOCK, DRIVE SIDE	091338	1
1	MOUNTING BLOCK, DRIVE SIDE BLADE GUIDE (ZINC-PL.)	089503-1	1
2	BOLT, BLADE GUIDE ADJUSTMENT (ZINC-PL.)	506552-1	1
3	BOLT, M8X40 DIN933 A2-70 STAINLESS STEEL	F81002-28	3
4	NUT, M8 DIN934 A2-70 STAINLESS STEEL	F81032-7	5
5	WASHER, 8.4 FLAT ZINC	F81054-1	7
6	BOLT, M8X25 DIN933 A2-70 STAINLESS STEEL	F81002-26	3
7	SCREW, M8x25 A2-70 DIN 913 STAINLESS STEEL SET	F81014-3	1
8	BAR, BLADE GUIDE MOUNT (ZINC-PL.)	089501-1	1
9	BOLT, M12X40-8.8 HEX HEAD ZINC	F81004-1	2
10	WASHER, Z12.2 SPLIT LOCK ZINC	F81056-2	2

SECTION 3 BLADE WHEELS & TENSIONER

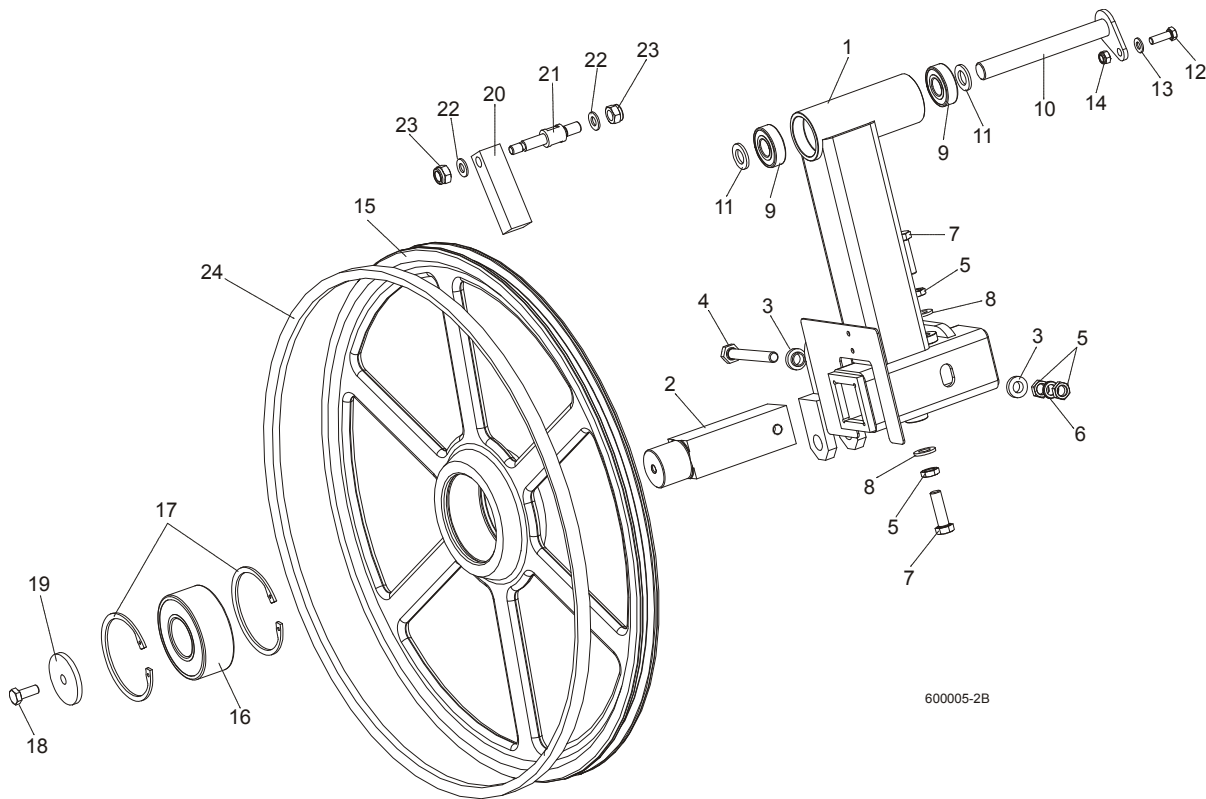
3.1 Blade Drive Assembly



REF.	DESCRIPTION (◆ Indicates Parts Available In Assemblies Only)	PART #	QTY
1	SHAFT, BLADE DRIVE WHEEL	088475	1
2	BOLT, M10x25 8.8 HEX HEAD FULL THREAD	F81003-31	1
3	WASHER, BLADE DRIVE WHEEL	088956-1	1
	PULLEY ASSEMBLY, BLADE DRIVE	504808	1
4	Pulley, 3-Groove 484 mm Diameter	089457-1	1
5	Bushing, Blade Drive Wheel	504809	1
6	Bearing, 3208.2rsr.tvh (FAG) Rolling	088449	3
7	Spacer, 51x41x36.3 Drive Bearing	504810	1
8	Key, A20x12x100 Parallel	088477	2
9	WHEEL, BLADE DRIVE	090811	1
10	WASHER, MB21 (FAG) LOCK	088451	1
11	NUT, KM21(M105X2) (FAG) LOCK	088450	1
12	BAR, WHEEL SCRAPER	088781	1
13	SHAFT, WHEEL SCRAPER	088780-1	1

14	WASHER, 10.5 ZINC FLAT	F81055-1	2	
15	NUT, M12-8 HEX NYLON ZINC LOCK	F81034-2	2	
16	BOLT, M12X1.25X40 HEX HEAD	F81004-42	3	
17	WASHER, 13 FLAT ZINC	F81056-1	3	
18	NUT, M12X1.25 8.8 THIN ZINC	F81034-5	3	
19	SCREW, M16X1.5X50-33H HEX HEAD FULL DOG POINT SET ZINC	F81006-14	1	
20	WASHER, 17 ZINC FLAT	F81058-1	1	
21	NUT, M16x1.5-08-B ZINC THIN	F81036-6	1	
22	BELT, B72.5 BLADE WHEEL	017922-1	1	
23	BOLT, M10X65-8.8-B HEX HEAD ZINC	F81003-67	1	
24	WASHER, 10.5 ZINC FLAT	F81055-1	2	
25	SPRING, 19X38	034430	1	
26	PLATE, LT70AC SAW HEAD (OPTION)	100897-1	1	
	BELT, 3B/HB2462 La	089464	1	

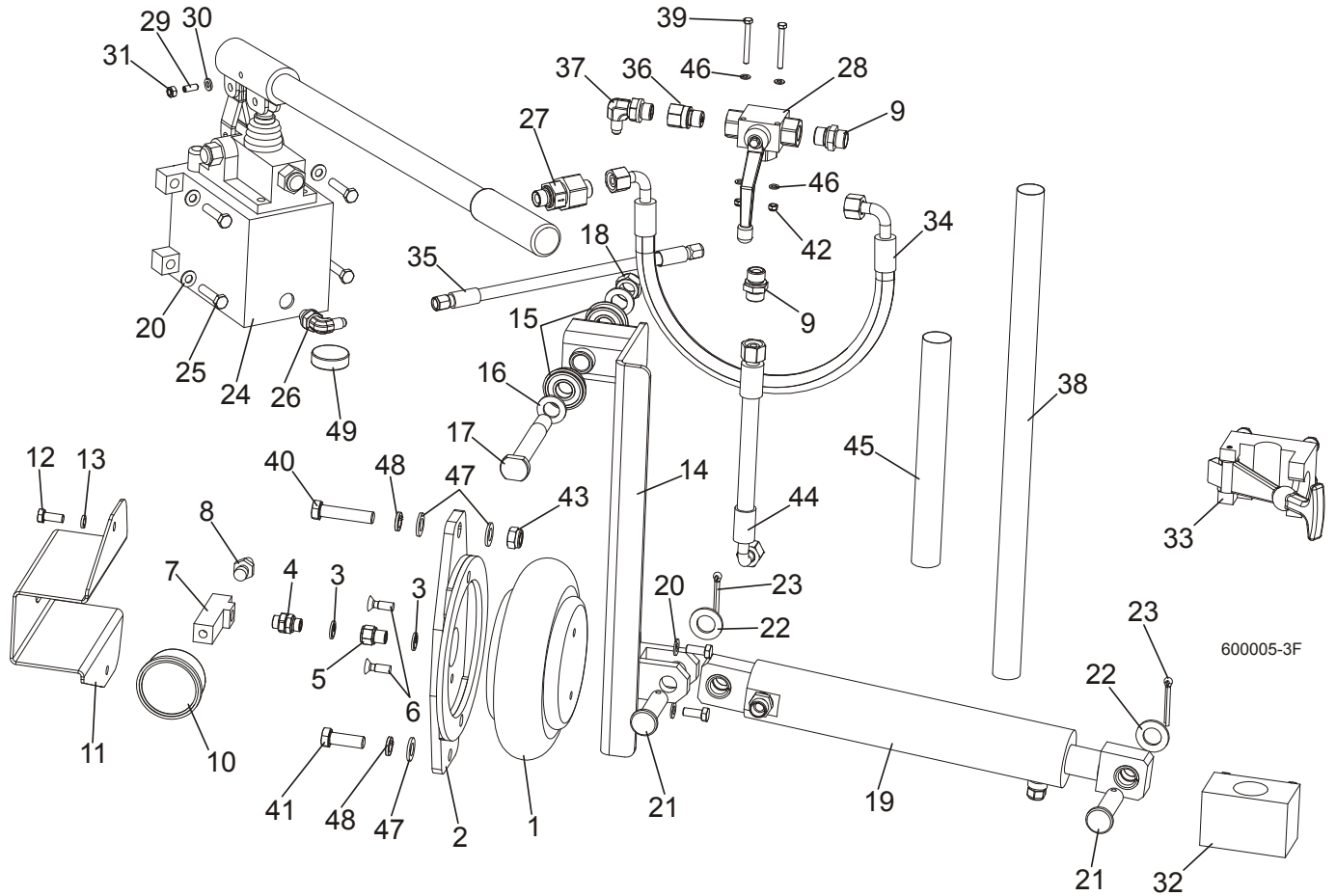
3.2 Idle Blade Wheel Assembly



REF.	DESCRIPTION (◆ Indicates Parts Available In Assemblies Only)	PART #	QTY	
	TUBE, LT70 IDLE SIDE BLADE WHEEL W/LEVER - COMPLETE	092791	1	
1	Tube Weldment, LT70 Idle Blade Wheel w/Lever	092780-1	1	
2	Shaft, Idle Blade Wheel	088474	1	
3	Washer, Zinc Special	086769-1	2	
4	Bolt, M12x1.25x100-8.8 Hex Head Zinc	F81004-41	1	
5	Nut, M12x1.25 8.8 Hex Thin Zinc	F81034-5	4	
6	Washer, Z12.2 Split Zinc Lock	F81056-2	1	
7	Bolt, M12x1.25x40 Hex Head	F81004-42	2	
8	Washer, 13 Zinc Flat	F81056-1	2	

9	Bearing, 6204 2RS-CX Rolling	088447	2	
10	PIN WELDMENT, PIVOT	088759-1	1	
11	WASHER, 17 ZINC FLAT	F81058-1	2	
12	BOLT, M8X25-8.8-B HEX HEAD FULL THREAD ZINC	F81002-5	1	
13	WASHER, 8.4 ZINC FLAT	F81054-1	1	
14	NUT, M8-8-B HEX NYLON ZINC LOCK	F81032-2	1	
	WHEEL ASSEMBLY, IDLE SIDE	088764	1	
15	Wheel, Blade Idle Side	090810	1	
16	Bearing, 3309B.2RSR.TVH-P66 FAG	086428	1	
17	Ring, W100 Spring Retaining	F81090-10	2	
18	BOLT, M10X25 8.8 HEX HEAD FULL THREAD	F81003-31	1	
19	WASHER, IDLE BLADE WHEEL RETAINING	088957-1	1	
20	SCRAPER, IDLE BLADE WHEEL	088781	1	
21	SHAFT, SHORT ZINC WHEEL SCRAPER	088779-1	1	
22	WASHER, 10.5 ZINC FLAT	F81055-1	2	
23	NUT, M12-8 HEX NYLON ZINC LOCK	F81034-2	2	
24	BELT, B72.5 BLADE WHEEL	017922-1	1	

3.3 Hydraulic Blade Tensioner Assembly



REF.	DESCRIPTION (◆ Indicates Parts Available In Assemblies Only)	PART #	QTY
	COMPLETE HYDRAULIC BLADE TENSIONER	504801	1
1	BAG, POJ 192 308 100 0 AIR	088576	1
2	BRACKET, AIR BAG MOUNT	088798-1	1
3	SEAL, G1/4 866-014-000-0	090809	4
4	NIPPLE, 1/4 8632141400)BOSCH	097703	1
5	FITTING, 1/4 THREAD/1/4 THREAD 2521	097704	1
6	BOLT, M8X25 PAN HEAD ZINC	F81002-51	2
7	TEE CONNECTOR, SPECIAL	097702-1	1
8	FITTING, 1/4" THREAD 390 004 004 0 (REXROTH) AIR TANK VALVE	088575	1
9	FITTING, HD-GE-12L-BE-06 STRAIGHT	094561	2
10	GAUGE, M63T-2,5/20G G 1/8 0-0,6 MPA/PSI AIR PRESSURE	088568	1
11	GUARD, AIR PRESSURE GAUGE	088924-1	1
12	SCREW, M8X25 CROSS RECESSED COUNTERSUNK HEAD ZINC	F81002-4	4
13	WASHER, 8.2 ZINC SPLIT LOCK	F81054-4	2
14	ARM, AIR CYLINDER PAINTED	092779-1	1
15	BEARING W/SNAP RING 6203-2RS	086395	2
16	WASHER, 17 FLAT ZINC	F81058-1	2
17	PIN, IDLER ARM MOUNT	086404	1
18	NUT, M16-8 HEX NYLON ZINC LOCK	F81036-2	2

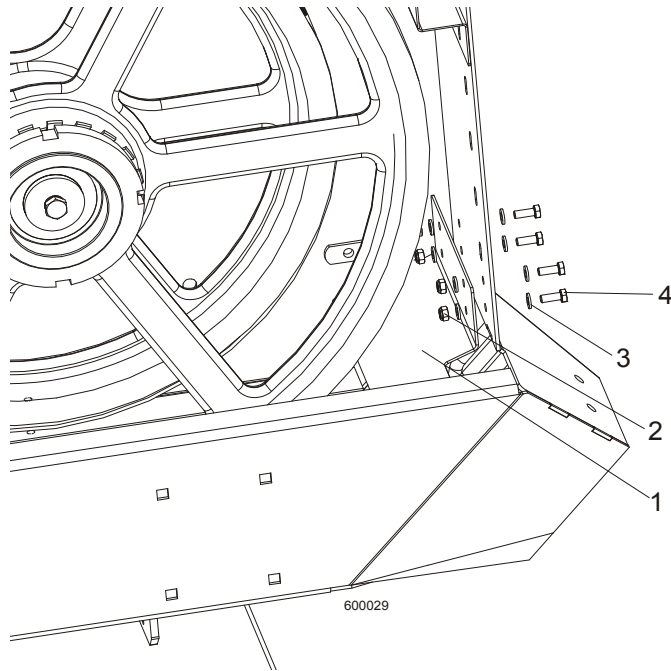


Blade Wheels & Tensioner

Hydraulic Blade Tensioner Assembly

19	CYLINDER, HYDRAULIC - COMPLETE	092788	1	
	CYLINDER, SHDJ050/030X80 HYDRAULIC	092787-1	1	
	BUSHING, TUF1 18x120 CX	500106	4	
	FITTING, HD-GE-12L-BE-06 STRAIGHT	094561	1	
	VALVE, 2901-14-17 AIR VENT	090794	1	
20	WASHER, 8.4 ZINC FLAT	F81054-1	6	
21	PIN, PN-EN 22341-B-18X65X57-A2	F81049-4	2	
22	WASHER, 19 FLAT ZINC	F81060-1	2	
23	PIN, S-ZN 5X40 COTTER	F81043-31	2	
24	PUMP, PMS12/TNK1 MANUAL W/TANK 1L	092789	1	
25	BOLT, M8x35 -8.8 HEX HEAD FULL THREAD ZINC	F81002-13	4	
26	ELBOW, CA-204410-3	094562	1	
27	VALVE, RHV12LREDA3C CHECK	094559	1	
28	VALVE, BALL 3-WAY RSAP3 VOL2L G3/8"	504803	1	
29	LATCH, GN615.3-M6-KN BALL THREADED	096874	1	
30	WASHER, 6.4 FLAT ZINC	F81053-1	1	
31	NUT, M6-8-B HEX NYLON LOCK ZINC	F81031-2	1	
32	BRACKET, TENSIONER PUMP HANDLE BOTTOM	096951	1	
33	BRACKET, TENSIONER PUMP HANDLE UPPER	092800	1	
34	HOSE, DN10 W/FITTING 10AOL 90 M18X1.5	504804	1	
35	HOSE, 1/4 W/FITTING JIC 7/16-20	504805	1	
36	FITTING, G 3/8 THROTTLE	096849	1	
37	ELBOW, CA-204411-3	094563	1	
38	HOSE PROTECTION	505178	1	
39	BOLT, M5X45 DIN933 A2-70 STAINLESS STEEL	F81000-22	2	
40	BOLT, M12X55-8.8 HEX HEAD ZINC	F81004-12	1	
41	BOLT, M12 X 35-8.8-FE/ZN5 HEX HEAD FULL THREAD	F81004-24	1	
42	NUT, M5-8-FE/ZN5 DIN985	F81030-2	2	
43	NUT, M12-8 HEX NYLON ZINC LOCK	F81034-2	1	
44	HOSE, DN12 W/FITTINGS PN10AOL90 I PN10AOL M1.5	096964	1	
45	HOSE PROTECTION	098489	1	
46	WASHER, 5.3 FLAT ZINC	F81052-1	4	
47	WASHER, 13 FLAT ZINC	F81056-1	3	
48	WASHER, Z12.2 SPLIT LOCK ZINC	F81056-2	2	
49	MAGNET, MW.38X12/N38 NEODYMIUM	500022	1	

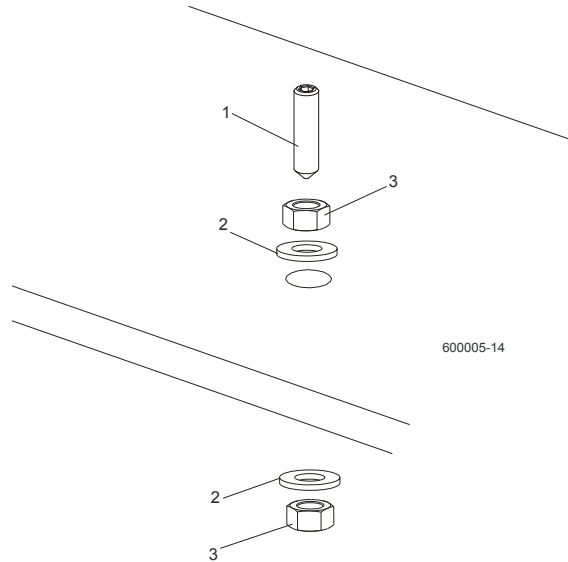
3.4 Sawdust Flow Guide



REF.	DESCRIPTION (◆ Indicates Parts Available In Assemblies Only)	PART #	QTY	
1	GUIDE, SAWDUST FLOW PAINTED	090506	1	
2	NUT, M6-8-B HEX NYLON ZINC LOCK	F81031-2	4	
3	WASHER 6.4 ZINC FLAT	F81053-1	8	
4	BOLT, M6 X 16 8.8 HEX HEAD FULL THREAD ZINC	F81001-15	4	

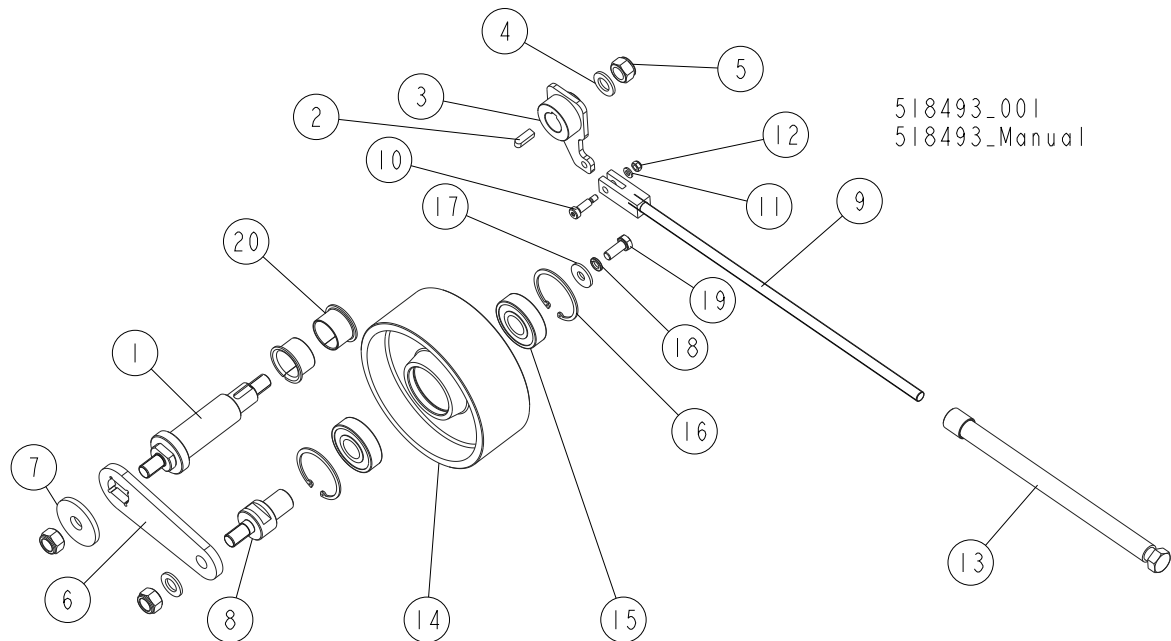
SECTION 4 SAW HEAD

4.1 Middle Throat Screw



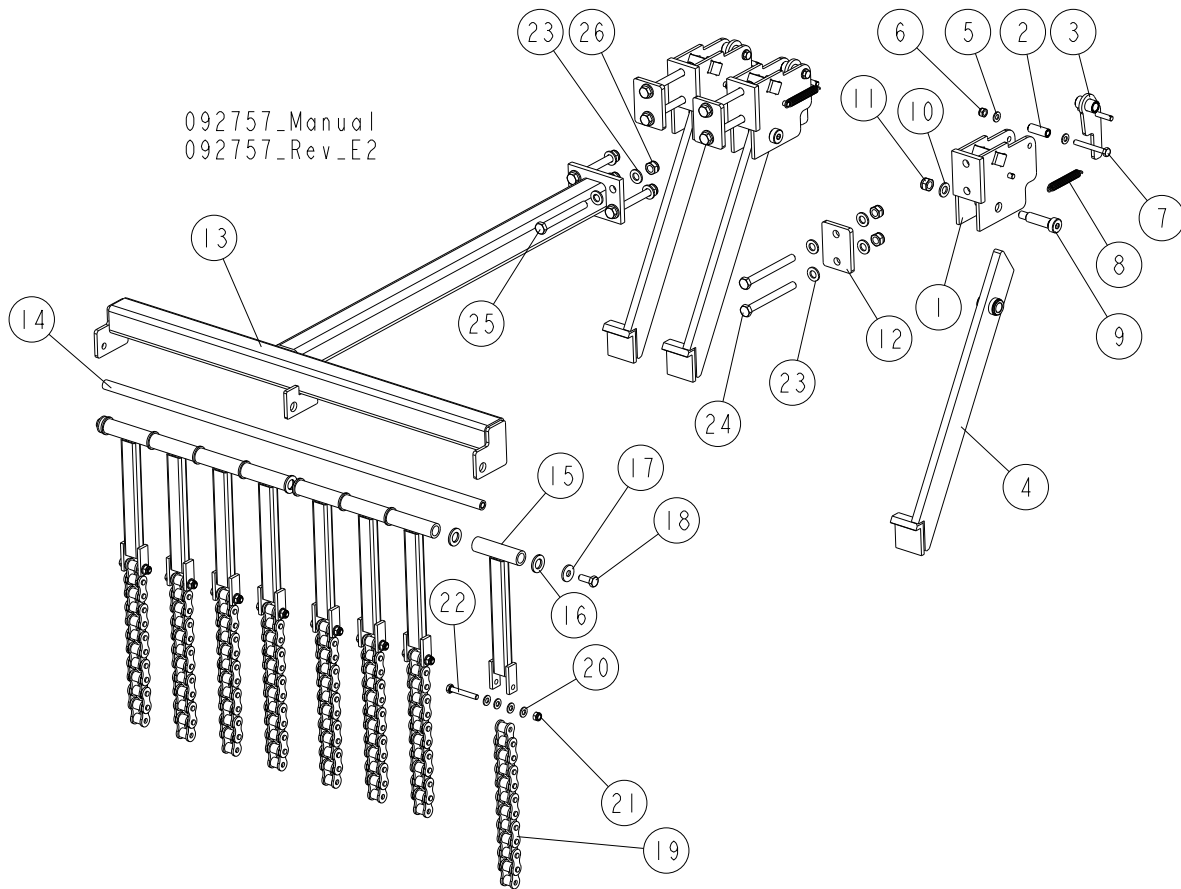
REF.	DESCRIPTION (◆ Indicates Parts Available In Assemblies Only)	PART #	QTY	
1	SCREW, M10X40-45H HEX SOCKET SET CONE POINT ZINC	F81003-61	1	
2	WASHER, 10.5 ZINC FLAT	F81055-1	2	
3	NUT, M10-8-B ZINC HEX	F81033-3	2	

4.2 Drive Belt Tensioner (AC)



REF.	DESCRIPTION (◆ Indicates Parts Available In Assemblies Only)	PART #	QTY
	TENSIONER, LT70 AC DRIVE BELT - COMPLETE	518493	1
1	SHAFT, BLADE TENSIONER ZINC-PLATED	518495-1	1
2	KEY, AB 8X7X25 PARALLEL	099848	1
3	ARM WELDMENT, BELT TENSIONER	518496-1	1
4	WASHER, 17 SPLIT LOCK ZINC	F81058-1	2
5	NUT, M16-8 HEX NYLON ZINC LOCK	F81036-2	3
6	ARM, TENSION WHEEL ZINC-PLATED	518051-1	1
7	WASHER, 17.5/60-6 ZINC-PLATED	098012-1	1
8	SHAFT, TENSION WHEEL ZINC-PLATED	518052-1	1
9	ROD WELDMENT, THREADED ZINC-PLATED	088789-1	1
10	BOLT, 8/M6X20-12.9 ISO 7379 SHOULDER	F81001-25	1
11	WASHER, 6.4 FLAT ZINC	F81053-1	1
12	NUT, M6-8-B HEX NYLON ZINC LOCK	F81031-2	1
13	TUBE WELDMENT, THREADED ZINC-PLATED	088782-1	1
	WHEEL, LT70AC TENSION - COMPLETE	514842	1
14	WHEEL, BELT TENSION	508762	1
15	BEARING, .9843X2.4409X.6693	P08066	2
16	RING, 62W INSIDE RETAINING	F81090-1	2
17	WASHER, 11/30-3 ZINC-PLATED	088787-1	1
18	WASHER, Z 10.2 SPLIT LOCK ZINC	F81055-2	1
19	BOLT, M10X25 8.8 HEX HEAD FULL THREAD ZINC	F81003-11	1
20	BEARING, PCMF 353926E SKF SLIDE	518043	2

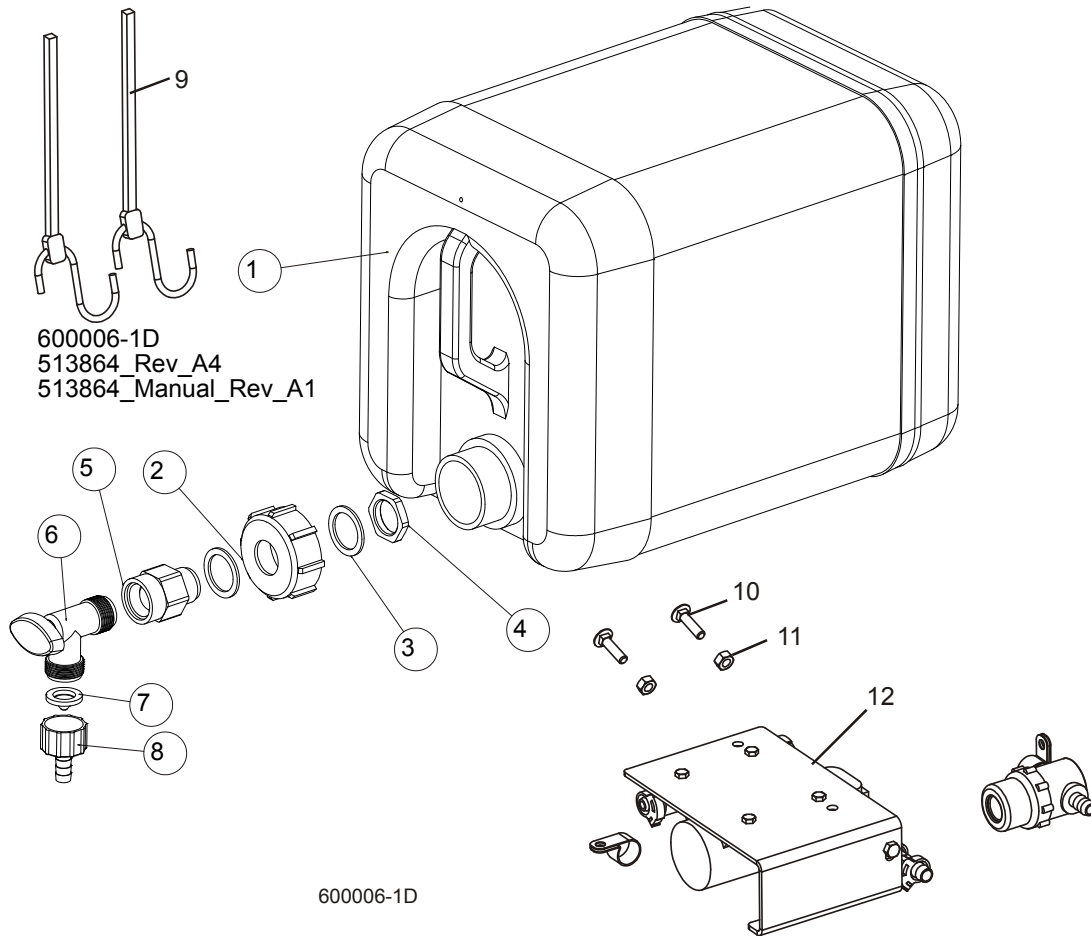
4.3 Board Return Assembly (Optional)



REF.	DESCRIPTION (◆ Indicates Parts Available In Assemblies Only)	PART #	QTY
	BOARD RETURN ASSEMBLY	092757	1
	BOARD, RETURN ASSEMBLY	090120	3
1	MOUNT WELDMENT, BOARD RETURN ARM	090109-1	1
2	SPACER, ZINC	090115-1	1
3	LATCH WELDMENT, BOARD RETURN ARM	090118-1	1
4	ARM, BOARD RETURN	090112-1	1
5	WASHER, 8.4 FLAT ZINC	F81054-1	2
6	NUT, M8-8-B HEX NYLON ZINC LOCK	F81032-2	1
7	BOLT, M8x65-5.8 HEX HEAD ZINC	F81002-3	1
8	SPRING, EXT 1/2X2 1/4X.06	014817	2
9	BOLT, 16/M12X50-12.9 ISO7379-BOSSARD SOCKET HEAD	F81004-25	1
10	WASHER, 13 FLAT ZINC	F81056-1	1
11	NUT, M12-8 HEX NYLON ZINC LOCK	F81034-2	1
12	WASHER, SPECIAL	092756-1	3
	GUIDE, BOARD RETURN	514162	1
13	GUIDE WELDMENT, BOARD RETURN	091067-1	1
14	ROD, BOARD RETURN GUIDE	091074	1
15	BAR WELDMENT, BOARD GUIDE UPPER	091070-1	8
16	WASHER, 17 FLAT ZINC	F81058-1	10
17	WASHER, 10.5 ZINC FLAT SPECIAL	F81055-6	2
18	BOLT, M10 X 25 8.8 HEX HEAD FULL THREAD ZINC	F81003-31	2

REF.	DESCRIPTION (◆ Indicates Parts Available In Assemblies Only)	PART #	QTY	
19	CHAIN 16B-1 - 0.28M	514163	8	
20	WASHER, 8.4 FLAT ZINC	F81054-1	32	
21	NUT, M8-8-B HEX NYLON ZINC LOCK	F81032-2	8	
22	BOLT, M8 X 55 8.8 HEX HEAD ZINC	F81002-8	8	
23	WASHER, 13 FLAT ZINC	F81056-1	20	
24	BOLT, M12X120 8.8 HEX HEAD ZINC	F81004-38	6	
25	BOLT, M12X110-8.8-B HEX HEAD ZINC	F81004-47	4	
26	NUT, M12-8 HEX NYLON ZINC LOCK	F81034-2	10	

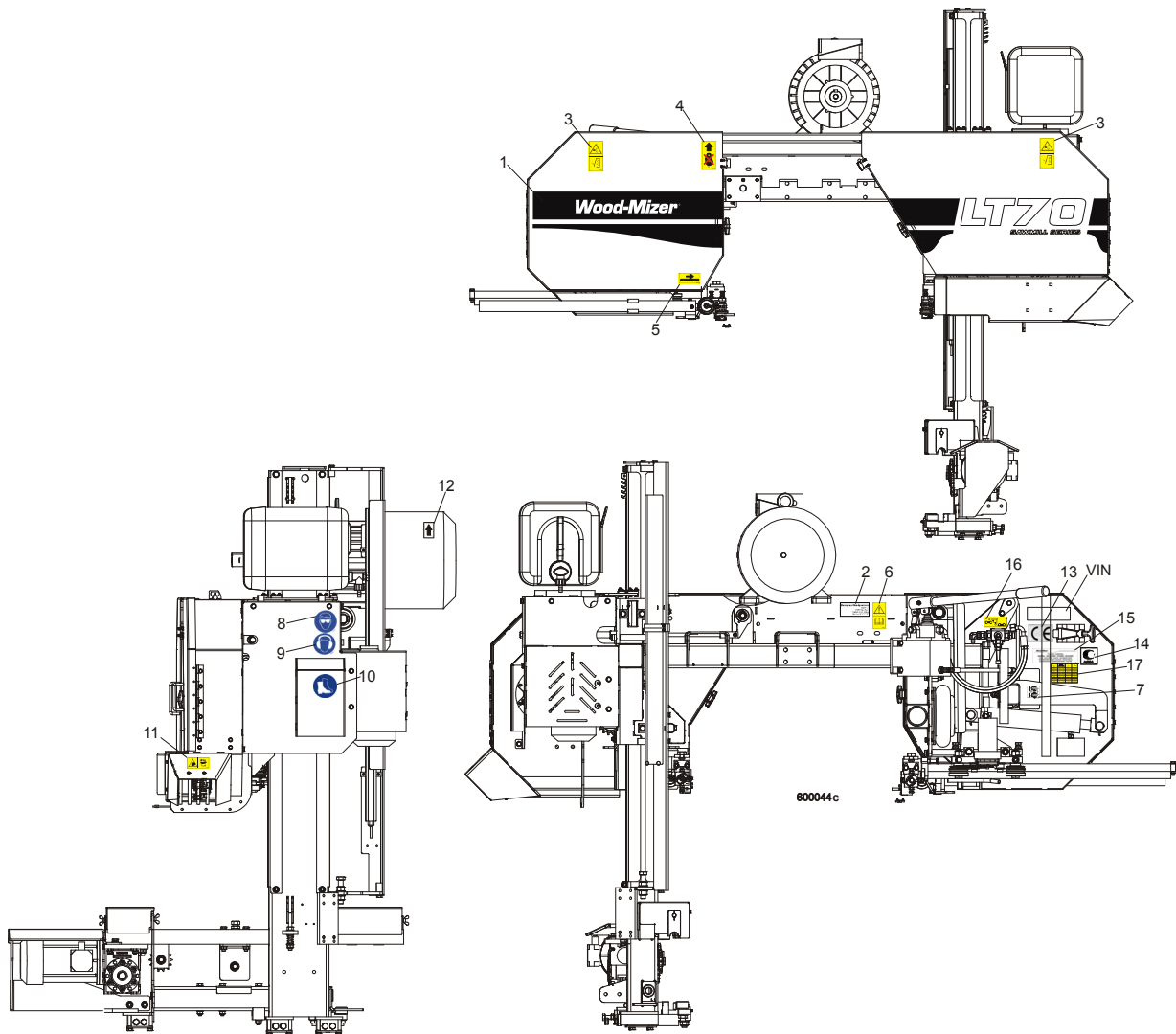
4.4 Water Lube Assembly



REF.	DESCRIPTION (◆ Indicates Parts Available In Assemblies Only)	PART #	QTY
	BOTTLE, WATER - COMPLETE	513864	1
	BOTTLE, WATER WITH NUT	513865¹	1
1	BOTTLE, WATER	513866	1
2	NUT, BOTTLE	513867	1
3	SEAL, RUBBER 35X26X2	513869	2
4	NUT, 3/4 NPT 467616 GLAND	513868	1
5	FITTING, 3/4FPT X 3/4MPT REDUCER	014636	1
6	FITTING, WATER LUBE SHUTOFF VALVE	014100	1
7	FILTER, WATER LUBE	016086	1
8	FITTING, 5/8" NPT TO 3/8" HOSE BARB	014113	1
9	STRAP, 20" RUBBER	P11668	2
10	BOLT, 1/4-20 X 1" CARRIAGE	F05005-34	2
11	NUT, 1/4-20 HEX LOCK	F05010-21	2
12	LUBEMIZER PARTS/HOSES (SEE LUBEMIZER OPTION MANUAL)		

¹ The service number 513865-S includes: 513865, 513869, 513868

4.5 LT70AC Saw Head Decals

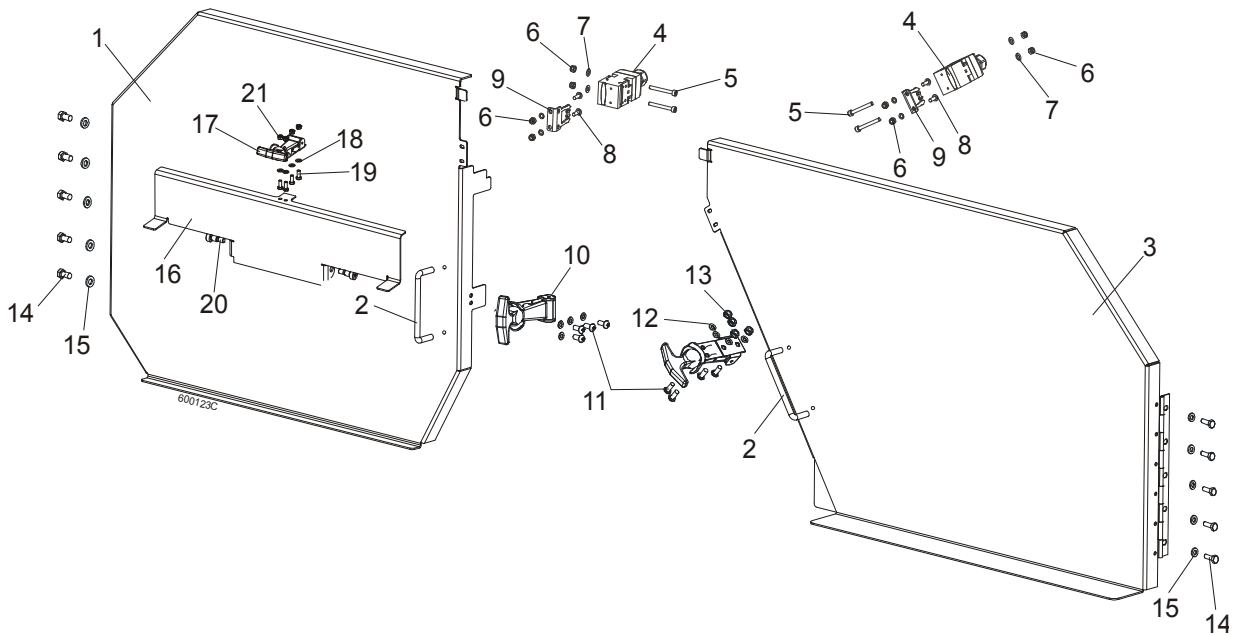


REF.	DESCRIPTION (◆ Indicates Parts Available In Assemblies Only)	PART #	QTY
1	DECAL, LT70 SERIES SAWMILL	092764	1
	PICTOGRAPHIC DECAL KIT, LT70AC	099518	1
2	DECAL, EUROPEAN HEADQUARTERS ADDRESS	015841	1
3	DECAL, SAWMILL COVERS CAUTION (PICTOGRAM)	099220	2
4	DECAL, PICTOGRAM (BLACK ARROW & HOOK)	085977B	1
5	DECAL, BLADE MOVEMENT DIRECTION (PICTOGRAM)	096321	1
6	DECAL, READ OPERATOR'S MANUAL (PICTOGRAM)	096317	1
7	DECAL, BLADE ALIGNMENT (PICTOGRAM)	P11789-70	1
8	DECAL, EYE PROTECTION WARNING (PICTOGRAM)	S12004G	1
9	DECAL, EAR PROTECTION WARNING (PICTOGRAM)	S12005G	1
10	DECAL, USE SAFETY BOOTS (PICTOGRAM)	501465	1
11	DECAL, SAWDUST CHUTE WARNING (PICTOGRAM)	099222	1
12	DECAL, MOTOR ROTATION DIRECTION	S20097	1
13	DECAL, CE CERTIFIED SAWMILL	P85070	2
14	DECAL, RUSSIAN SAFETY CERTIFICATION	099401	1

4**SAW HEAD***LT70AC Saw Head Decals*

15	DECAL, INTERNATIONAL SAWMILL NAME	501466	1	
16	DECAL, LEVER OF TENSIONER'S BALL VALVE	505189	1	
17	DECAL, BLADE TENSION VALUES	518439	1	
	DECAL, HIGH VOLTAGE INSIDE THE ELECTRIC BOX (PICTOGRAM)	096316	2	
	DECAL, REMOVE THE PLUG BEFORE OPENING THE BOX (PICTOGRAM)	096319	2	
	DECAL, STAY A SAFE DISTANCE FROM THE BLADE (FOR DEBARKERS)	098176	1	
	DECAL, BLADE SETTING	P85066-70	1	
	DECAL, KEEP AWAY DANGER, PICTOGRAM	099221	1	
	DECAL, MAX. OIL PRESSURE, PICTOGRAM	099524	1	

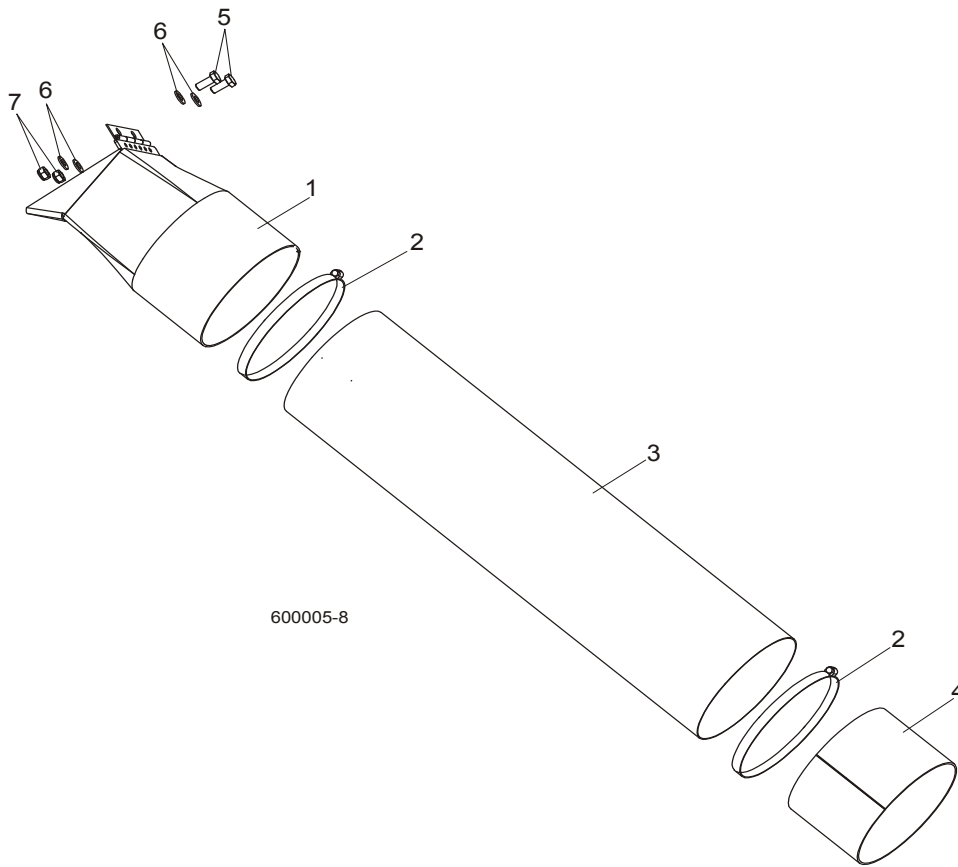
4.6 Blade Housing Covers



REF.	DESCRIPTION (◆ Indicates Parts Available In Assemblies Only)	PART #	QTY
	COVER ASSEMBLY, IDLE SIDE BLADE HOUSING	088920	1
1	Cover Assembly, Idle Side Blade Housing	088915-1	1
2	Handle, Blade Housing Cover	P08065	1
	COVER ASSEMBLY, DRIVE SIDE BLADE HOUSING	088921	1
3	Cover Assembly, Drive Side Blade Housing	088917-1	1
2	Handle, Blade Housing Cover	P08065	1
4	SAFETY SWITCH, AZ17-11ZRK	094232	2
5	SCREW, M4x35-8.8 HEX SOCKET HEAD CAP ZINC	F81011-34	4
6	NUT, M3-6 HEX NYLON ZINC LOCK	F81028-2	8
7	WASHER 4.3 ZINC FLAT	F81051-2	8
8	SCREW, M4 X 12 5.8-B SLOTTED COUNTERSUNK HEAD ZINC	F81011-41	4
9	KEY, AZ17/170-B5 SAFETY SWITCH	094422	4
10	LATCH, FLEXIBLE DRAW	014829	2
11	BOLT, M5X12-5.8 HEX HEAD FULL THREAD ZINC	F81000-5	8
12	WASHER 5.3 ZINC FLAT	F81052-1	8
13	NUT, M5-8 DIN 985 ZINC	F81030-2	8
14	BOLT, M6X16 8.8 HEX HEAD FULL THREAD ZINC	F81001-15	10
15	WASHER 6.4 ZINC FLAT	F81053-1	10
	COVER, LT70 BLADE UPPER - COMPLETE	511536¹	1
16	PLATE, LT70 UPPER COVER	511802-1	1
17	LATCH, FLEXIBLE DRAW	014829	1
18	WASHER, 5.3 FLAT ZINC	F81052-1	2
19	BOLT, M5 X 12-5.8 HEX HEAD FULL THREAD ZINC	F81000-5	4
20	BOLT, 10/M8 X 12-12.9 ISO-7379	F81003-62	2
21	NUT, M5-8-Fe/Zn5 DIN985	F81030-2	2

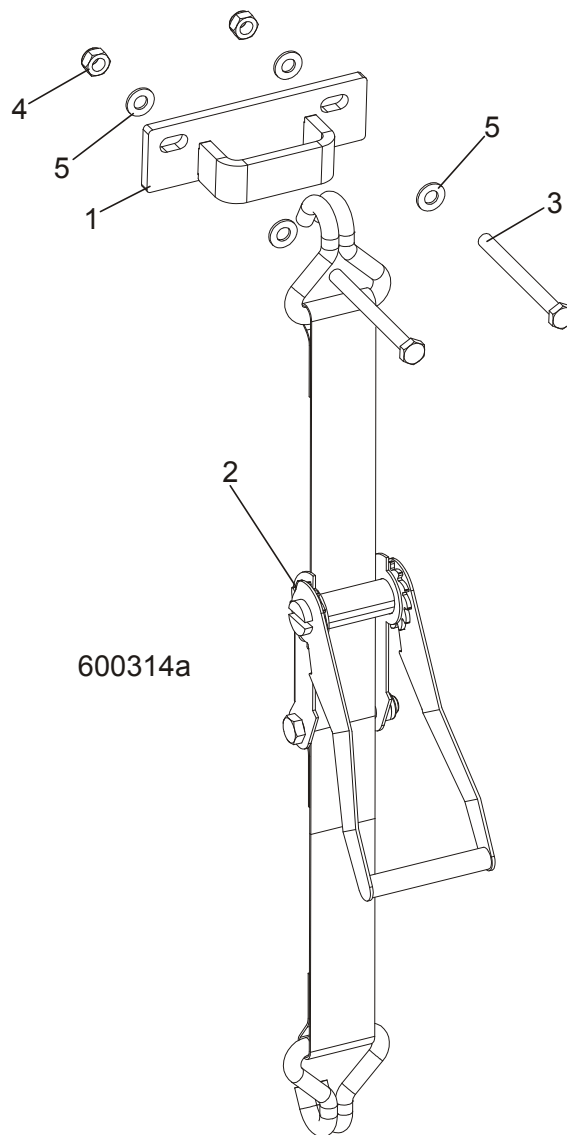
¹ Belongs to 088771 and 88770

4.7 Sawdust Chute



REF.	DESCRIPTION (◆ Indicates Parts Available In Assemblies Only)	PART #	QTY
1	CHUTE WELDMENT, SAWDUST	089352-1	1
2	CLAMP, 152 MM	089358	2
3	TUBE, SAWDUST CHUTE	090153	1
4	TUBE, CHUTE END	090126-1	1
5	BOLT, M8X20-8.8-B HEX HEAD FULL THREAD ZINC	F81002-4	2
6	WASHER, 8.4 ZINC FLAT	F81054-1	4
7	NUT, M8-8-B HEX NYLON ZINC LOCK	F81032-2	2

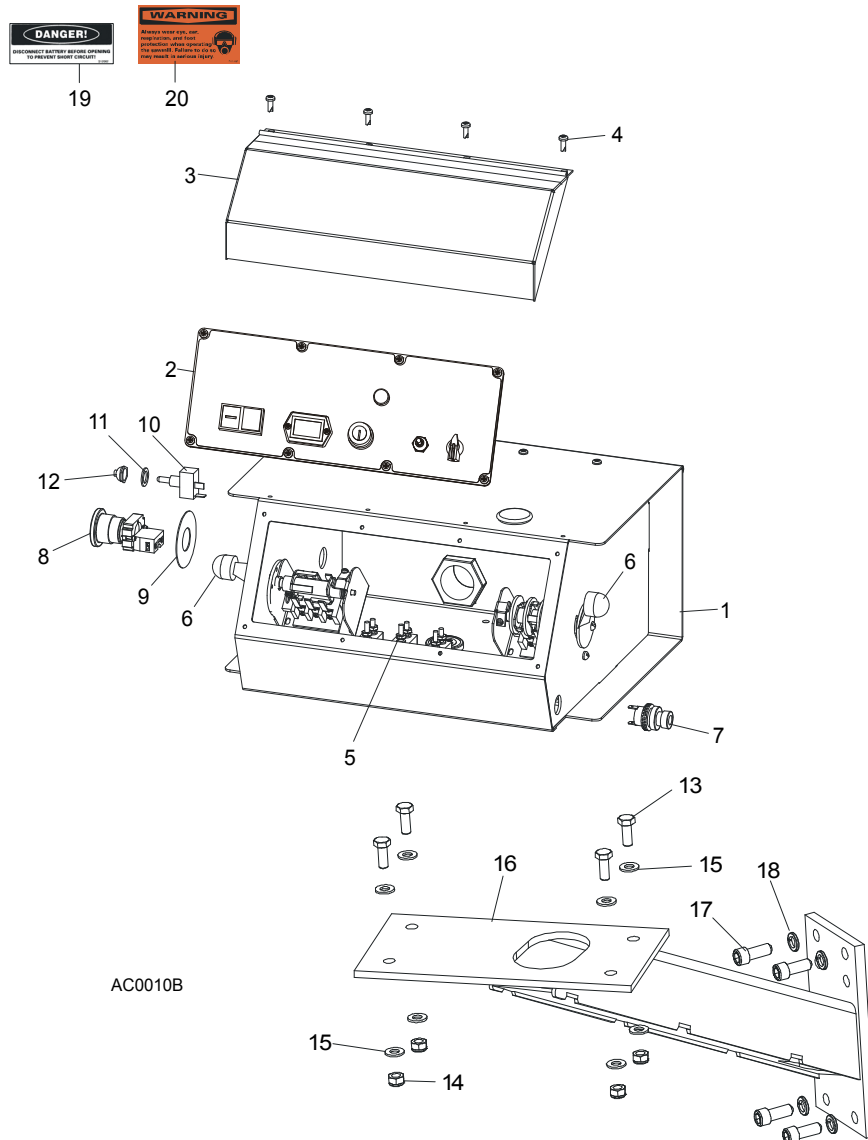
4.8 Saw Head Protection Kit, LT70M Mobile



REF.	DESCRIPTION (◆ Indicates Parts Available In Assemblies Only)	PART #	QTY
	SAW HEAD PROTECTION KIT, LT70M MOBILE	505564	1
1	BRACKET, PROTECTION BELT	505364-1	1
2	BELT, LT70 SAW HEAD PROTECTION	505563	1
3	BOLT, M10x75-8.8 HEX HEAD ZINC	F81003-15	2
4	NUT, M10-8-B NYLON HEX ZINC LOCK	F81033-1	2
5	WASHER, 10.5 FLAT ZINC	F81055-1	4

SECTION 5 CONTROL BOXES

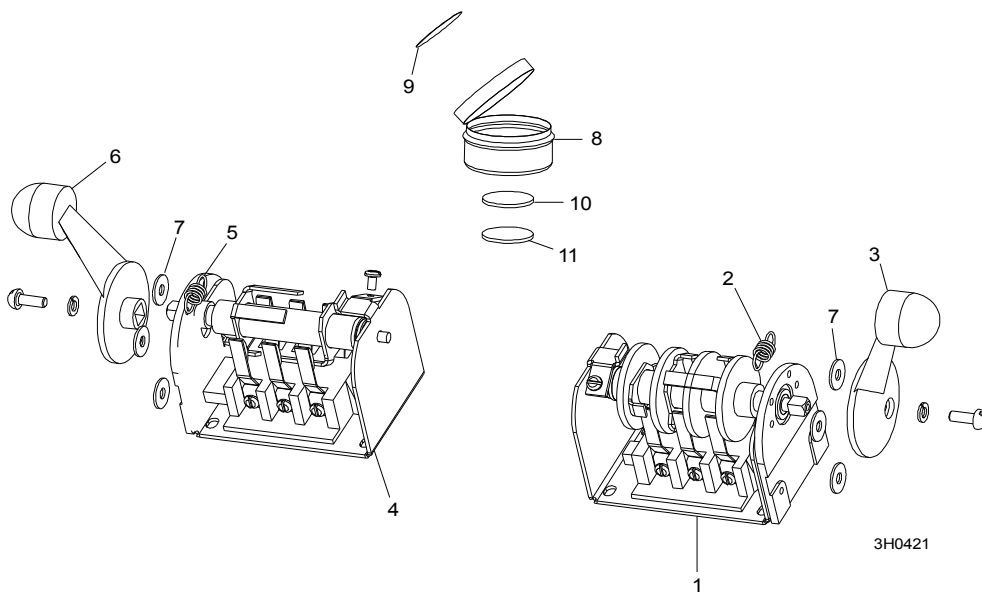
5.1 Control Assembly, LT70 AH



REF.	DESCRIPTION (◆ Indicates Parts Available in Assemblies Only)	PART #	QTY	
	CONTROL BOX ASSEMBLY, AC SUPER (EA20, EA25)	093022	1	
1	HOUSING, AC SUPER CONTROL BOX ASSEMBLY (EA20, EA25)	086546-1	1	◆
2	Front Control Panel & Wiring Harnesses (Section 5.4)			
3	Cover, Control Box Hinged	015304	1	
4	Screw, #10-24 x 1/2"	F05015-17	12	
5	Circuit Breakers (Section 5.3)			
6	Drum Switches (Section 5.2)			
7	Switch, Horn	E85118	1	
8	Switch, XB2 BS542 Emergency Stop	086556	1	
9	Washer, Emergency Stop Switch	086561	1	
10	Switch, Speed Control	086773	1	

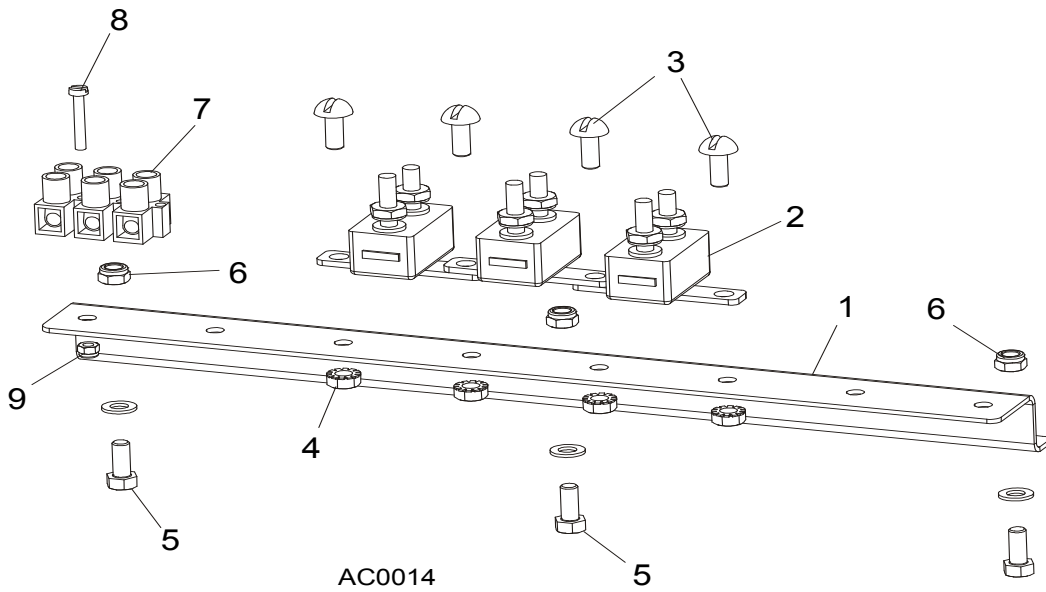
11	Washer, 1/2" x 3/4" x 5/8" Nylon	P05251-1	1	
12	Boot, Speed Control Switch	P02575	1	
13	BOLT, M8 X 20-8.8-B HEX HEAD	F81002-4	4	
14	NUT, M8-8-B HEX	F81032-2	4	
15	WASHER, 8.4 FLAT	F81054-1	8	
16	MOUNT WELDMENT, STANDARD CONTROL BOX	086732-1	1	
17	BOLT, 3/8-16 X 1" SOCKET HEAD	F05007-52	4	
18	WASHER, 10.2 SPLIT LOCK	F81055-2	4	
19	DECAL, FRONT OUTRIGGER WARNING	015400-4	1	
20	DECAL, EAR/EYE PROTECTION WARNING	S11753-4	1	

5.2 Drum Switches



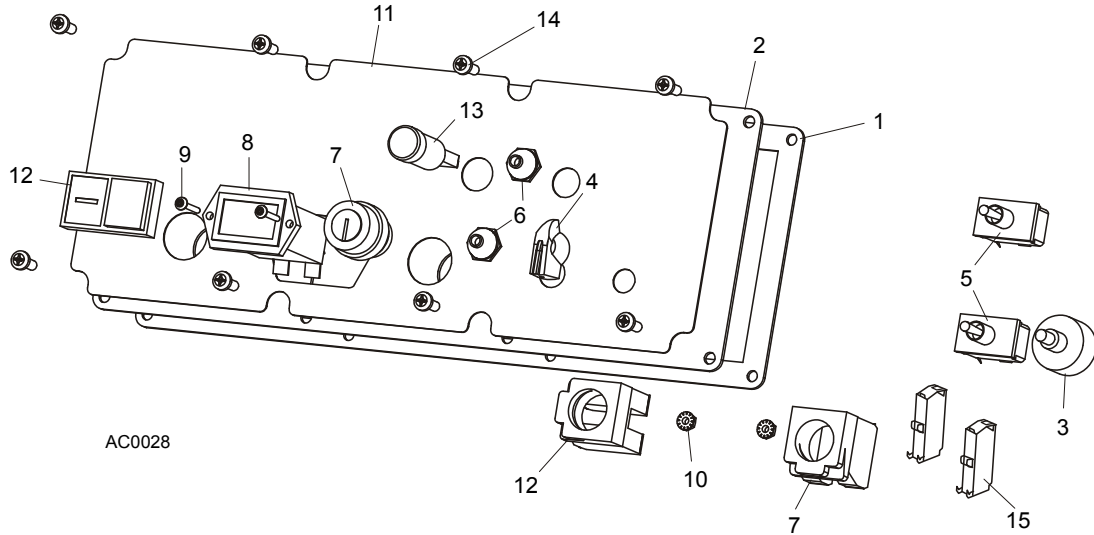
REF.	DESCRIPTION (◆ Indicates Parts Available In Assemblies Only)	PART #	QTY	
	SWITCH ASSEMBLY, UP/DOWN DRUM	E20440	1	
1	Switch, S12 Bulk Drum	E20440-B	1	◆
2	Spring, Drum Switch	P12570	1	
3	Handle, Drum Switch Replacement	P12500	1	
	SWITCH ASSEMBLY, POWER FEED DRUM	E20438	1	
4	Switch, S10 Bulk Drum	E20438-B	1	◆
5	Spring, Drum Switch	P12570	1	
6	Handle, Drum Switch Replacement	P12500	1	
7	WASHER, #8 SAE FLAT	F05011-41	6	
	CUP ASSEMBLY, DRUM SWITCH GREASE	A20463	1	
8	Cup, Plastic Container	P20464	1	◆
9	Decal, Grease Cup Label	P20467	1	
10	Pad, Velcro Loop	P20466	1	◆
11	Pad, Velcro Hook	P20465	1	◆
	Grease, High Temp Drum Switch	P20468	.011ml	◆

5.3 Circuit Breakers



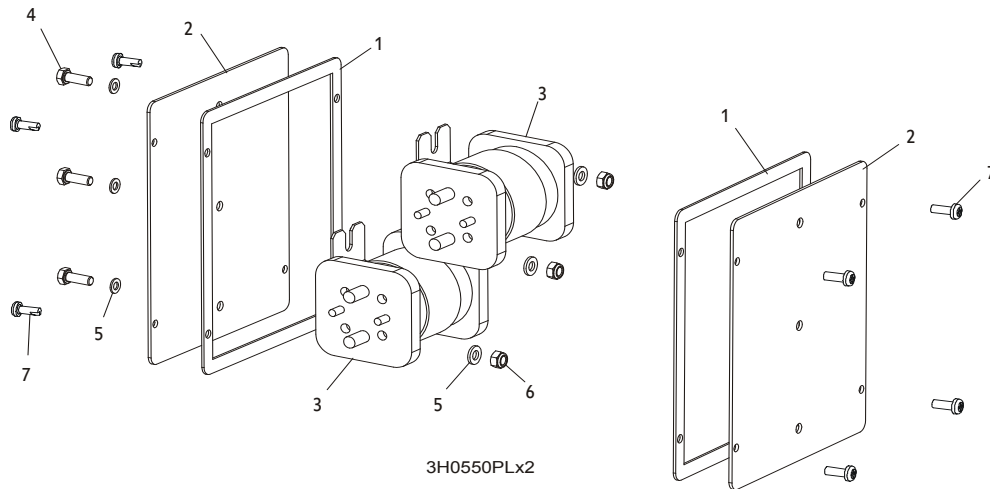
REF.	DESCRIPTION (◆ Indicates Parts Available In Assemblies Only)	PART #	QTY
	BREAKER ASSEMBLY, SAWMILL CONTROL CIRCUIT	015621	1
1	Rail, Circuit Breaker	015310	1
2	Breaker, 15 Amp Manual Reset	E20430	5
3	Screw, #8-32 X 1/2" Slotted Head	F05004-12	6
4	Nut, #8-32 Hex Self-Locking	F05010-41	6
5	BREAKER, 70 AMP MANUAL RESET PANEL MOUNT	015527	1
6	BREAKER, 50 AMP MANUAL RESET PANEL MOUNT	021256	1
7	BOOT, CIRCUIT BREAKER	021253	2
8	SCREW, #10-24 X 3/8" PHILLIPS PAN HEAD	F05004-3	3
9	NUT, #10-24 SELF-LOCKING	F05010-14	3

5.4 Front Panel Assembly & Harnesses



REF.	DESCRIPTION (◆ Indicates Parts Available In Assemblies Only)	PART #	QTY
	PANEL ASSEMBLY, AC SUPER CONTROL FRONT (EA20, EA25)	087387	1
1	Gasket, Front Panel	088387	1
2	Panel Weldment, Control	087316	1
3	Switch Assembly, Feed Rate	E20519	1
4	Knob, Feed Rate With Set Screw	P06257	1
5	Switch, Toggle	024200	2
6	Boot, Toggle Switch Rubber	P02575	2
7	Switch, Key	087350	1
8	Meter, Hour	015401	1
9	Screw, 6-32 x 3/4" Socket Button Head Cap Stainless Steel	F05004-93	2
10	Nut, # 6-32 Keps	F05010-59	2
11	Decal, Control Panel	087351	1
12	Switch, START-STOP	087349	1
13	Lamp, Control	087348	1
	HARNES ASSEMBLY, UPPER WIRING	093167	1
14	Screw, #10-24 x 1/2" Pan Head	F05015-17	8

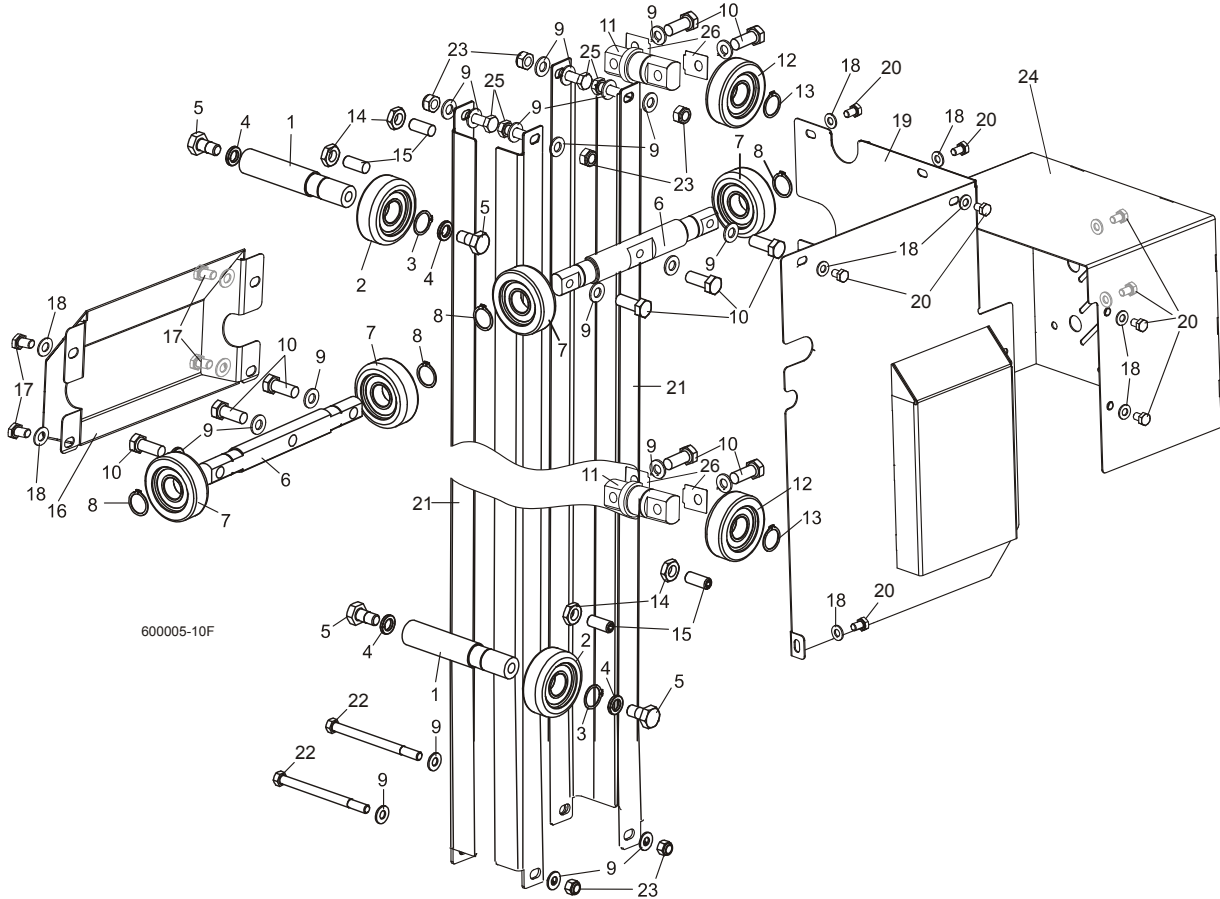
5.5 Solenoids



REF.	DESCRIPTION (◆ Indicates Parts Available In Assemblies Only)	PART #	QTY	
1	GASKET, SIDE PANEL	015274	2	
2	PANEL WELDMENT, SIDE	015307	2	
3	SOLENOID, 200A 12V SPST HYDRAULIC PUMP	015470	2	
4	BOLT, M6 X 16 8.8 HEX HEAD FULL THREAD ZINC	F81001-15	3	
5	WASHER, 6.4 FLAT ZINC	F81053-1	6	
6	NUT, M6-8-B HEX NYLON ZINC LOCK	F81031-2	3	
	DIODE ASSEMBLY, SOLENOID COIL CHASSIS GND	087496	4	
7	BOLT, #10-24 X 1/2 PHILLIPS PAN HEAD TYPE 23	F05015-17	8	

SECTION 6 UP/DOWN SYSTEM

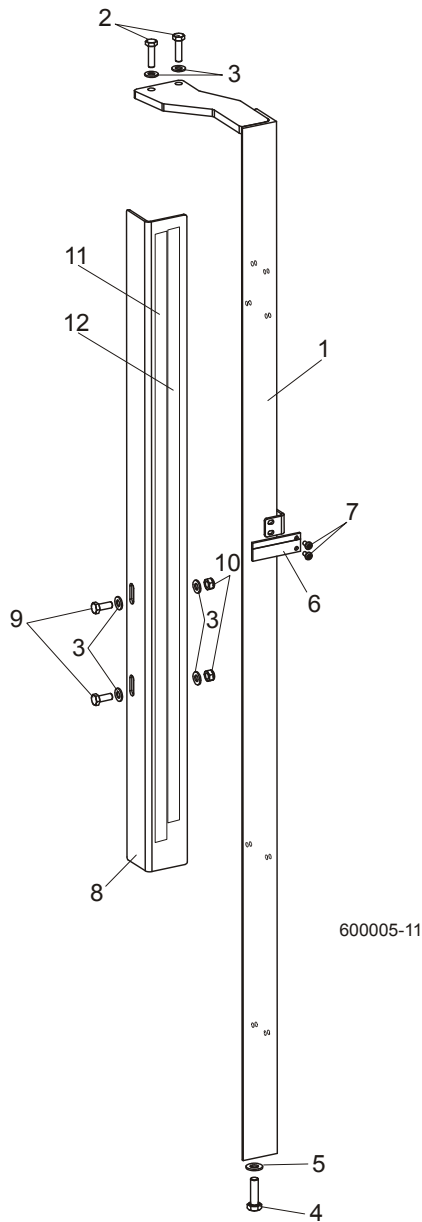
6.1 Up/Down Rollers & Covers



REF.	DESCRIPTION (◆ Indicates Parts Available In Assemblies Only)	PART #	QTY
	ROLLER ASSEMBLY, INSIDE UP/DOWN	089456	2
1	Shaft, Inside Up/Down Roller	088817-1	1
2	Bearing, CBK-468 Rolling	088433	1
3	Ring, Z30 Spring Retaining	F81090-23	1
4	Washer, 13 Zinc Flat	F81056-1	2
5	Bolt, M12x25-8.8 Hex Head Full Thread Zinc	F81004-31	2
	ROLLER ASSEMBLY, OUTSIDE UP/DOWN	089454	2
6	Shaft, Long Up/Down Roller	088815-1	1
7	Bearing, CBK-468 Rolling	088433	2
8	Ring, Z30 Spring Retaining	F81090-23	2
9	Washer, 10.5 Zinc Flat	F81055-1	22
10	Bolt, M10x35-8.8 Hex Head Full Thread Zinc	F81003-17	10
	ROLLER ASSEMBLY, SHORT UP/DOWN	089455	2
11	Shaft, Short Up/Down Roller	088816-1	1
12	Bearing, CBK-468 Rolling	088433	1
13	Ring, Z30 Spring Retaining	F81090-23	1
14	NUT, M10-04-W HEX ZINC THIN	F81033-6	4
15	SCREW, GN 913.3-M10-40-MS SET	F81003-65	4
16	COVER WELDMENT, UP/DOWN ROLLER	507056-1	1

17	BOLT, M8X16-8.8-B HEX HEAD FULL THREAD ZINC	F81002-20	4	
18	WASHER, 8.4 ZINC FLAT	F81054-1	13	
19	GUARD WELDMENT, RA-08 UP/DOWN GEAR BOX SIDE PTD	091319-1	1	
20	BOLT, M8X12-8.8 HEX HEAD FULL THREAD ZINC	F81002-6	9	
21	ANGLE, MAST TUBE STAINLESS	088492	4	
22	BOLT, M10X125-8.8 HEX HEAD ZINC	F81003-18	2	
23	NUT, M10-8-B HEX NYLON ZINC LOCK	F81033-1	6	
24	GUARD, UP/DOWN MOTOR PAINTED	090501-1	1	
25	BOLT, M10X30-5.8 HEX HEAD FULL THREAD	F81003-2	4	
26	SPACER, ROLLER ASSEMBLY, SHORT UP/DOWN	510616	-	

6.2 Blade Height Scale



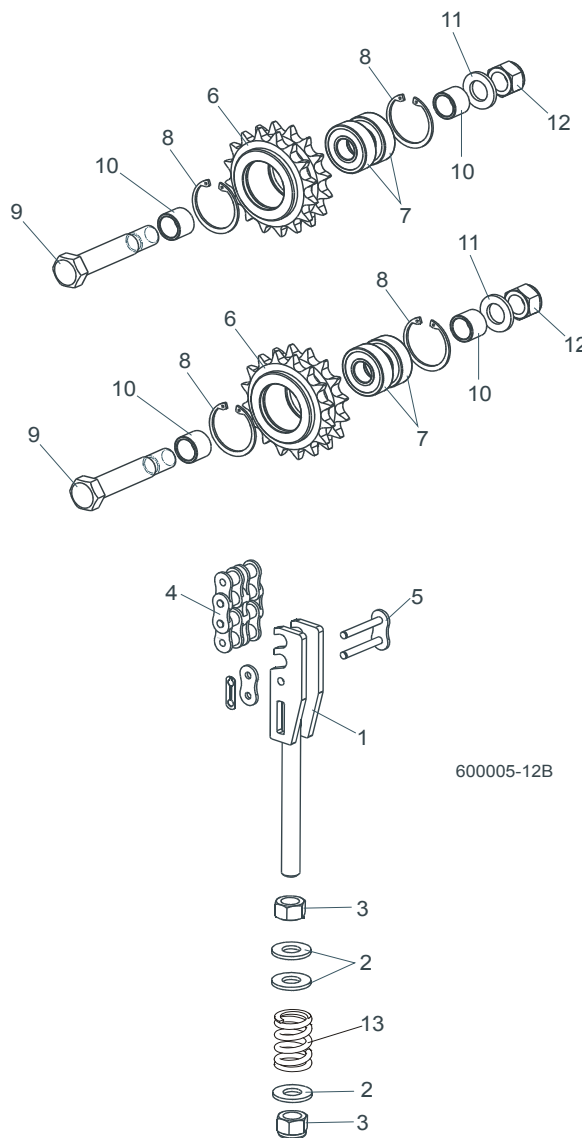
REF.	DESCRIPTION (◆ Indicates Parts Available In Assemblies Only)	PART #	QTY	
1	MOUNT WELDMENT, SCALE PAINTED	088554-1	1	
2	BOLT, M8 x 30-8.8-B HEX HEAD FULL THREAD ZINC	F81002-7	2	

6 Up/Down System

Up/Down Chain & Sprockets

3	WASHER, 8.4 ZINC FLAT	F81054-1	6	
4	BOLT, M10 x 35-8.8 HEX HEAD FULL THREAD ZINC	F81003-17	1	
5	WASHER, 10.5 ZINC FLAT	F81055-1	1	
6	INDICATOR, BLADE HEIGHT SCALE	094821	1	
7	SCREW, #10-24 X 3/8 PHILLIPS PAN HEAD ZINC	F05004-3	2	
8	ANGLE, SCALE MOUNT	088785-1	1	
9	BOLT, M8 X 20-8.8-B HEX HEAD FULL THREAD ZINC	F81002-4	2	
10	NUT, M8-8-B HEX NYLON ZINC LOCK	F81032-2	2	
11	DECAL, METRIC SCALE	S11711	1	
12	DECAL, 16-40 MM METRIC SCALE	P12040-1	1	

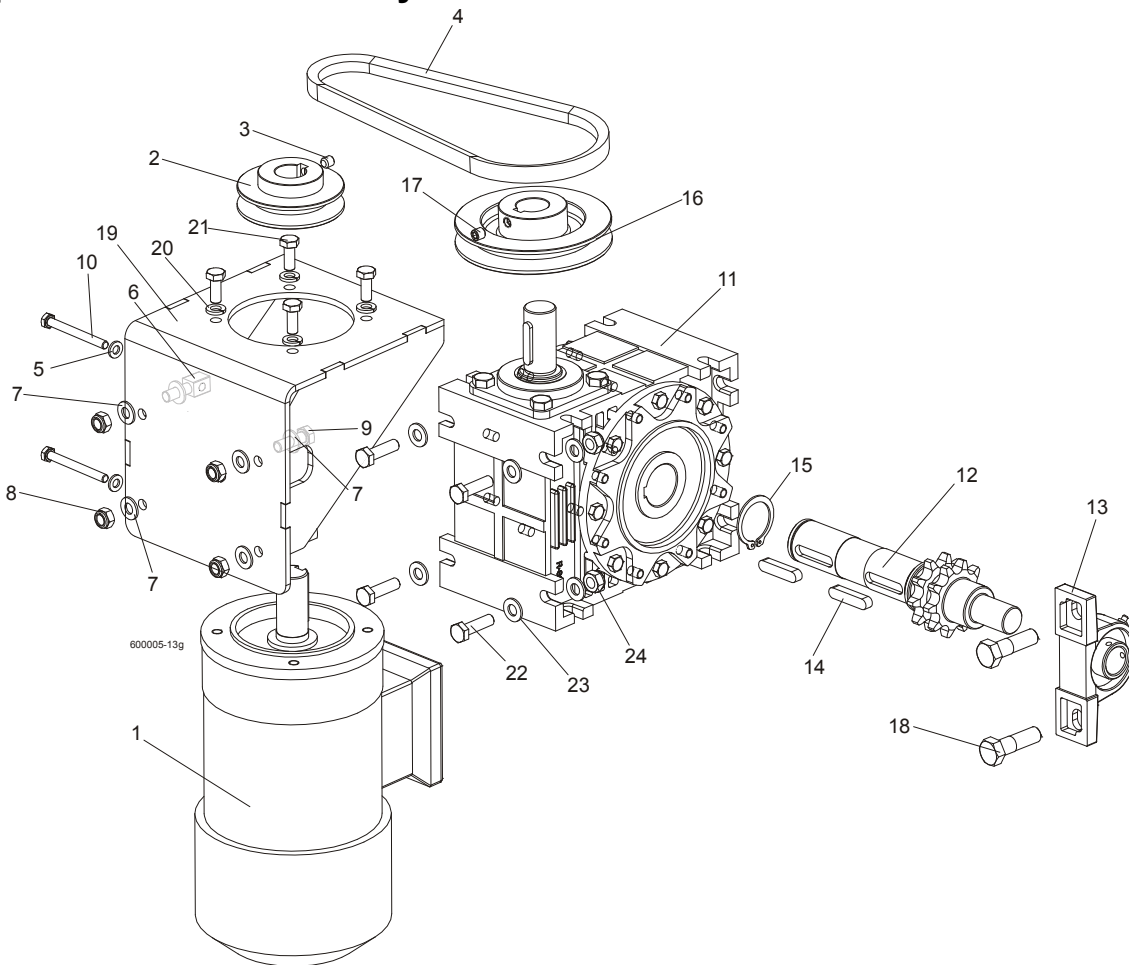
6.3 Up/Down Chain & Sprockets



REF.	DESCRIPTION (◆ Indicates Parts Available In Assemblies Only)	PART #	QTY	
1	TENSIONER WELDMENT, UP/DOWN CHAIN ZINC	512181-1	1	
2	WASHER, 13 ZINC FLAT	F81056-1	3	
3	NUT, M12-8 HEX NYLON ZINC LOCK	F81034-2	2	
4	CHAIN, 12B-2 97-LINK	512197	1	

5	LINK, 12B-2Pz MASTER	099249	1	
	SPROCKET ASSEMBLY, UP/DOWN IDLER	512180	2	
6	Sprocket, Zinc-plated	512179-1	1	
7	Bearing, 6203-2RS FLT Rolling	086114	2	
8	Ring, W40 Spring Retaining	F81090-3	2	
9	Bolt, M16D1F6 x 90-8.8 Hex Fit Short Thread Zinc	F81006-15	1	
10	Spacer, Idler Zinc	088792-1	2	
11	Washer, 17 Zinc Flat	F81058-1	1	
12	Nut, M16-8 Hex Nylon Zinc Lock	F81036-2	1	
13	Spring, 14x30x3.2	090797	1	

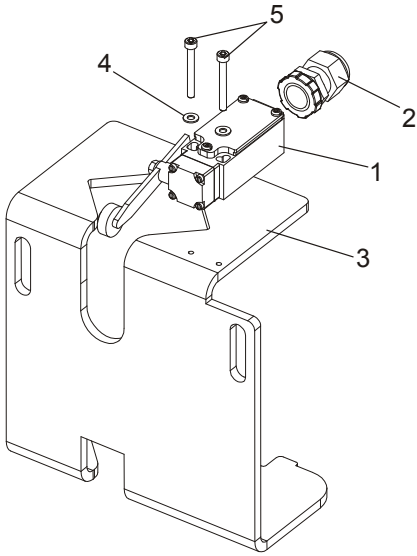
6.4 Up/Down Drive Assembly



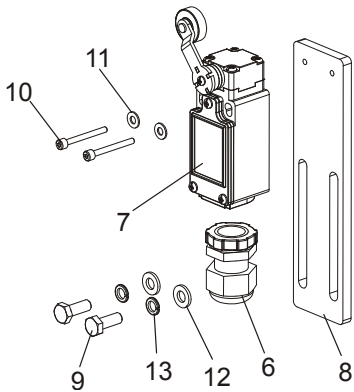
REF.	DESCRIPTION (◆ Indicates Parts Available In Assemblies Only)	PART #	QTY	
	MOTOR W/MOUNT BRACKET, AC UP/DOWN	090493	1	
1	AC Motor, 2 gear STKg90 6/4L2 IMB14/162	086530	1	
2	Pulley, AC Motor	090497-1	1	
3	Screw, M8x8-33H Hex Socket Set Flat Point Zinc	F81014-1	1	
4	V-Belt, HA-670	091328	1	
5	Washer, 6.4 Zinc Flat	F81053-1	2	
6	Bolt, Special Zinc	088962-1	2	
7	Washer, 8.4 Zinc Flat	F81054-1	8	

8	Nut, M8-8-B Hex Nylon Zinc Lock	F81032-2	4	
9	Bolt, M8X25-8.8-B Hex Head Full Thread Zinc	F81002-5	2	
10	Bolt, M6x60-8.8 Hex Head Full Thread Zinc	F81001-9	2	
	GEAR BOX ASSEMBLY, UP/DOWN DRIVE	091310	1	
11	Gear Box, R80/64/WBS/D1,N+S,V5	097701	1	
12	Output Shaft w/Sprocket, Up/Down Drive	517320-1	1	
13	Bearing Assembly, UCP205 CX	088468	1	
14	Key, A10x8x45 Parallel	091312	1	
15	Ring, Outside Retaining Z38	F81090-26	1	
16	PULLEY, UP/DOWN GEAR PAINTED	091308-1	1	
17	SCREW, M8X8-33H HEX SOCKET SET FLAT POINT ZINC	F81014-1	1	
18	BOLT, M12 X 40-8.8 HEX HEAD ZINC	F81004-1	1	
19	BRACKET, AC UP/DOWN MOTOR MOUNT PTD	090494-1	1	
20	WASHER 8.2 SPLIT LOCK ZINC	F81054-4	4	
21	BOLT, M8 X 20-8.8-B HEX HEAD FULL THREAD ZINC	F81002-4	4	
22	BOLT M10x35-8.8 HEX HEAD FULL THREAD ZINC	F81003-17	4	
23	WASHER 10.5 PN-82/M-82021ZINC	F81055-4	8	
24	NUT, M10-8-B NYLON HEX ZINC LOCK	F81033-1	4	

6.5 Safety Switches



600045B



REF.	DESCRIPTION (◆ Indicates Parts Available In Assemblies Only)	PART #	QTY
1	SWITCH, GLCB01A2B SAFETY	086469	2
2	GLAND, ST PG 13.5 GREY CABLE	086524	2
3	SUPPORT, POWER CORD BRACKET	090460-1 ¹	1
4	WASHER, 4.3 FLAT ZINC	F81051-2	4
5	SCREW, M4x35-8.8 HEX SOCKET HEAD CAP ZINC	F81011-34	4
	SWITCH ASSEMBLY, LT70 SAFETY LOWER	505711	1
6	GLAND, ST PG 13.5 GREY CABLE	086524	1
7	SWITCH, FA138 Z11LIMIT	100931	1
8	BAR, LIMIT SWITCH MOUNT	505125-1	1
9	BOLT, M6 x 16 8.8 HEX HEAD FULL THREAD ZINC	F81001-15	2
10	SCREW, M3X30 8.8 HEX SOCKET HEAD CAP ZINC	F81011-38	2
11	WASHER 4.3 FLAT ZINC	F81051-2	2
12	WASHER, 6.4 FLAT ZINC	F81053-1	2

6 Up/Down System

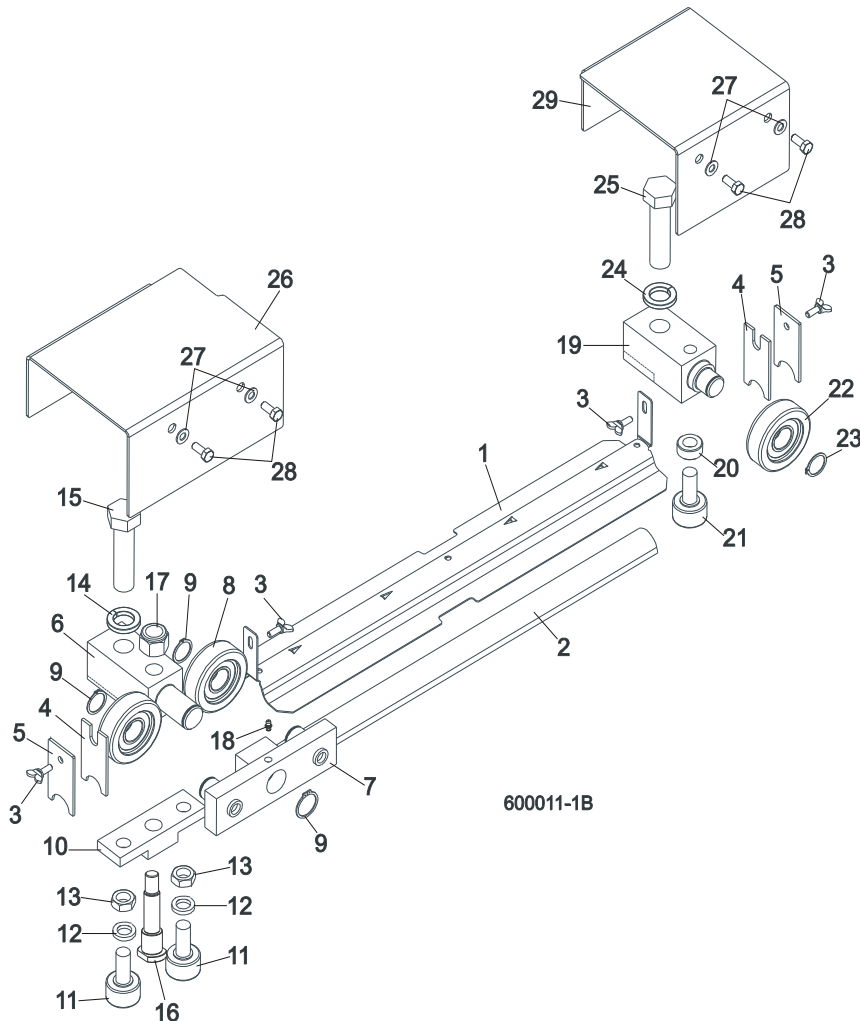
Safety Switches

13	WASHER, Z6.1 SPLIT LOCK ZINC	F81053-3	2	
----	------------------------------	----------	---	--

¹ LT70DC version only

SECTION 7 FEED SYSTEM & TRACK ROLLERS

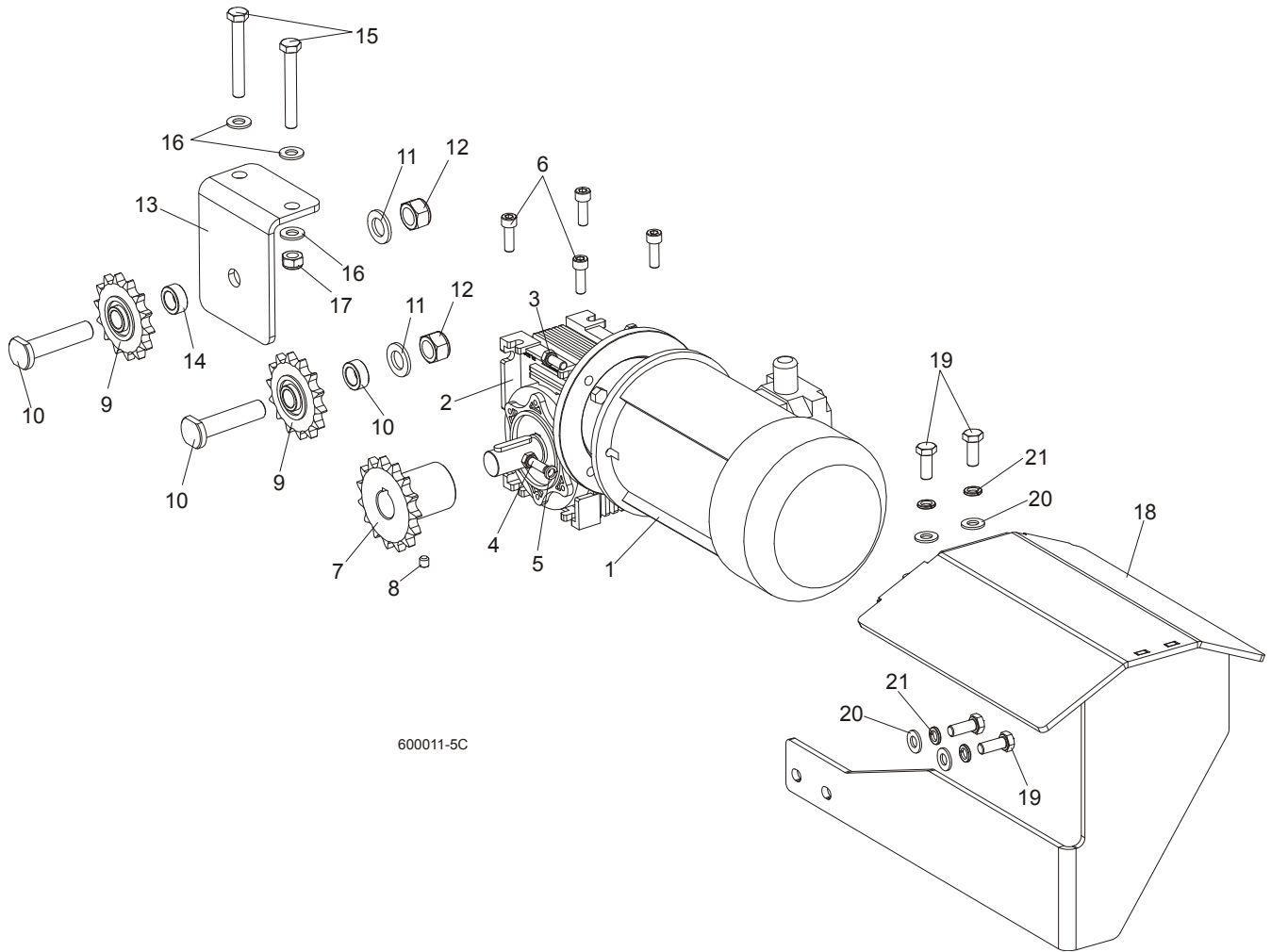
7.1 Upper Track Rollers And Wipers



REF.	DESCRIPTION (◆ Indicates Parts Available In Assemblies Only)	PART #	QTY
1	COVER, LT40/70 MIDDLE TRACK - SERVICE	092868-S	1
	Cover, LT40/70 Middle Track	092868-1	1
2	Strip, 3/16 X 2 X 23 Felt	S09915	1
3	SCREW, M6X20 DIN 316 WING	F81001-58	4
4	WIPER, TOP RAIL	M04113	2
5	PLATE, TRACK WIPER	088559-1	2
	ROLLER ASSEMBLY, UPPER TANDEM TRACK	088530	1
6	Block, Tandem Roller Mount	088532	1
7	Block Assembly, Tandem Roller	088535	1
8	Bearing, CBK-468 Rolling	088433	2
9	Ring, Z30 Spring Retaining	F81090-23	2
10	Block, Cam Follower Mount	088520	1
11	Bearing, Cam Follower (McGill)	012797	2
12	Washer, 16.3 Split Zinc Lock	F81058-2	2
13	Nut, 5/8"-18 Zinc	F05010-11	2
14	Washer, Z24.5 Split Zinc Lock	F81061-4	1

15	Bolt, M24 x 2 x 90-8.8 Hex Head Full Thread Zinc	F81009-2	1	
16	Pin, Cam Follower Mount	088531	1	
17	Nut, M16-8 Hex Nylon Zinc Lock	F81036-2	1	
18	Fitting, M6 Straight Grease	086280	1	
	ROLLER ASSEMBLY, REAR UPPER TRACK	088529	1	
19	Block, Rear Upper Roller Mount	088528	1	
20	Spacer, Cam Follower	088536	1	
21	Bearing, Cam Follower (McGill)	012797	1	
22	Roller, CBK-468	088433	1	
23	Ring, Z30 Spring Retaining	F81090-23	1	
24	Washer, Z24.5 Split Zinc Lock	F81061-4	1	
25	Bolt, M24x2x90-8.8 Hex Head Full Thread Zinc	F81009-2	1	
26	COVER, TANDEM ROLLER	088526-1	1	
27	WASHER, 6.4 ZINC FLAT	F81053-1	4	
28	BOLT, M6X16 8.8 HEX HEAD FULL THREAD ZINC	F81001-15	4	
29	COVER, REAR UPPER ROLLER	088527-1	1	

7.2 Power Feed Assembly



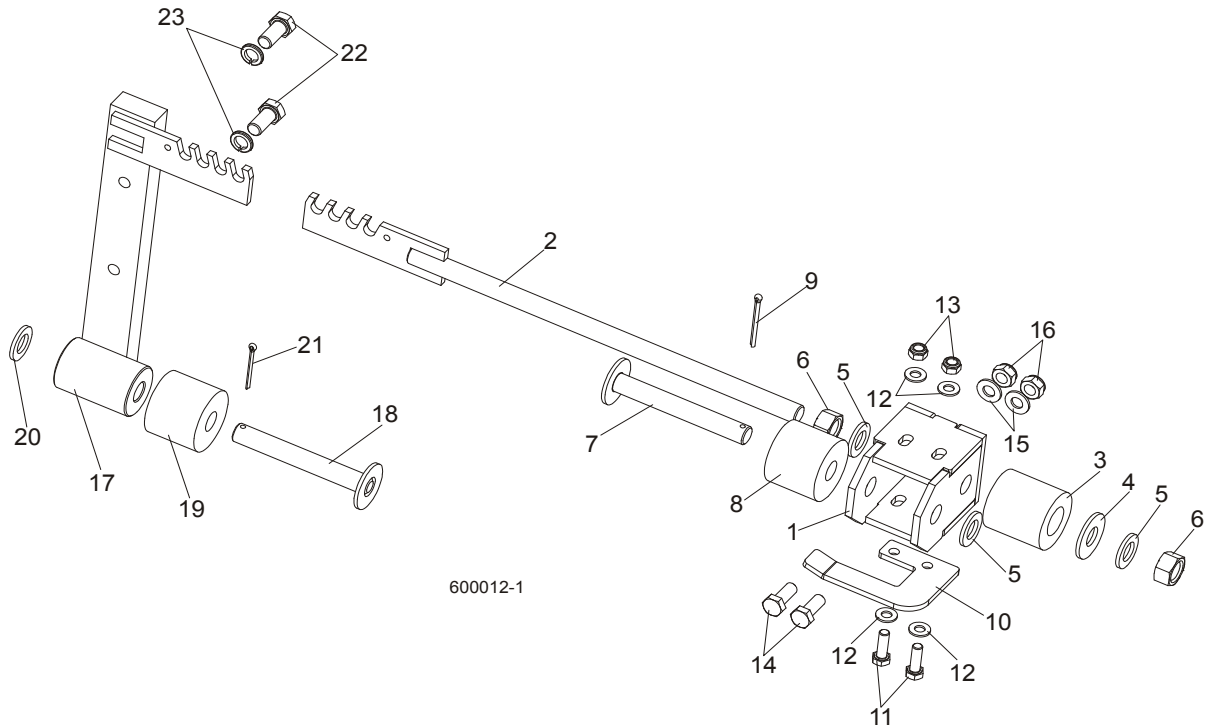
REF.	DESCRIPTION (◆ Indicates Parts Available In Assemblies Only)	PART #	QTY
	MOTOREDUCER, MR-50/7.5/1.1-1380/K3/B8	100936	1
1	MOTOR, 1.1kW AC ELECTRIC	090104	1
2	MOTOREDUCER, MR-50/7.5/DO SILN/K3,N+S,B8	100935	1
3	BOLT, M8x20-8.8-B HEX HEAD FULL THREAD ZINC	F81002-4	2
4	BOLT,M8X25-8.8-B HEX HEAD FULL THREAD	F81002-5	2
5	WASHER, 8.2 SPLIT LOCK ZINC	F81054-4	2
6	SCREW, M8x25 -8.8 HEX SOCKET HEAD CAP	F81002-21	4
7	SPROCKET, 10B Z15 ZINC	088541-1	1
8	SCREW, M8x8-33H HEX SOCKET SET FLAT POINT ZINC	F81014-1	2
9	SPROCKET, KSR 16.L0.10.10.14.08 W/BEARING	088867	2
10	PIN, ZINC SPROCKET MOUNT	088994-1	2
11	WASHER, 17 ZINC FLAT	F81058-1	2
12	NUT, M16-8 HEX NYLON ZINC LOCK	F81036-2	2
13	BRACKET, POWER FEED SPROCKET MOUNT	088507-1	1
14	SPACER, POWER FEED SPROCKET	088550-1	1
15	BOLT, M10x75-8.8 HEX HEAD ZINC	F81003-15	2

7

Feed System & Track Rollers*Power Feed Assembly*

16	WASHER, 10.5 ZINC FLAT	F81055-1	4	
17	NUT, M10-8-B HEX NYLON ZINC LOCK	F81033-1	2	
	GUARD, LT70AC POWER FEED MOTOR COMPLETE	504651	1	
18	GUARD, LT70AC POWER FEED MOTOR	504652-1	1	
19	BOLT, M10x25-8.8 HEX HEAD FULL THREAD ZINC	F81003-11	4	
20	WASHER, 10.5 ZINC FLAT	F81055-1	4	
21	WASHER, 10.2 SPLIT LOCK ZINC	F81055-2	4	

7.3 Feed Chain/Stop

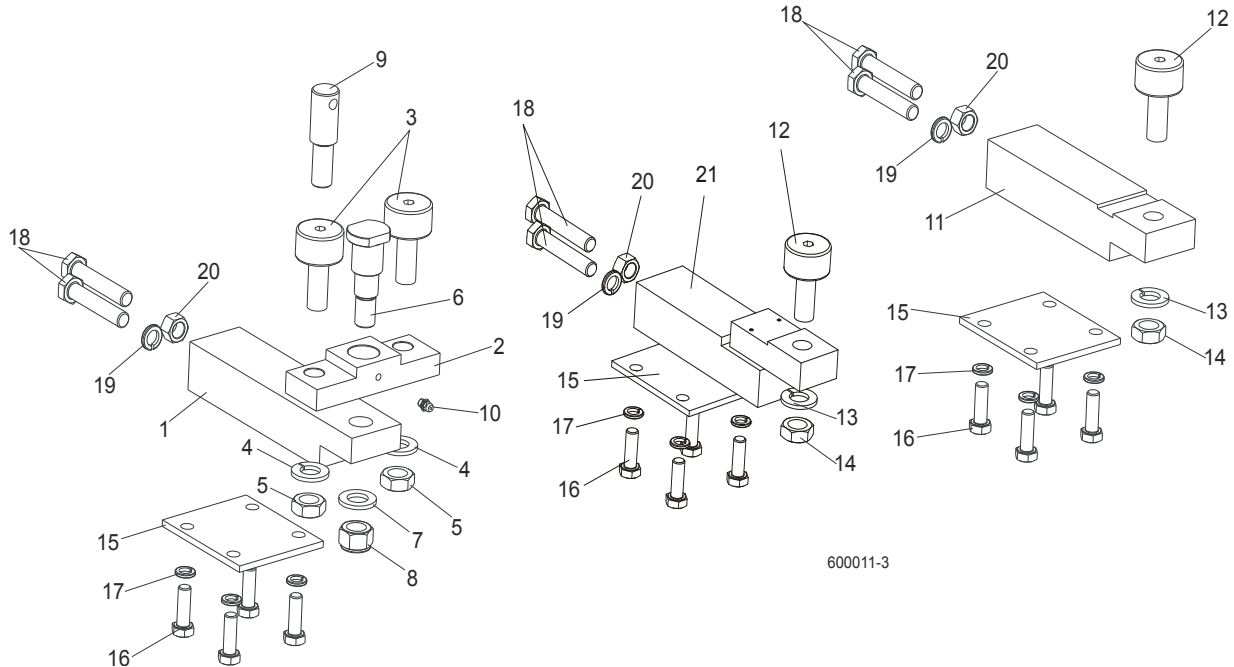


600012-1

REF.	DESCRIPTION (◆ Indicates Parts Available In Assemblies Only)	PART #	QTY
1	MOUNT WELDMENT, FRONT CARRIAGE STOP	089365-1	1
2	TENSIONER WELDMENT, POWER FEED CHAIN	089364-1	1
3	SPRING, LT15 BLADE TENSIONER	014828	1
4	WASHER, ZINC SPECIAL	089360-1	1
5	WASHER, 17 ZINC FLAT	F81058-1	3
6	NUT, M16-5.8 ZINC HEX	F81036-1	2
7	PIN, RUBBER CARRIAGE STOP	089361-1	1
8	BUSHING, RUBBER STOP	P12165	1
9	PIN, S-Zn 4x25 COTTER	F81043-2	1
10	BRACKET, LIMIT SWITCH	086473-1	1
11	BOLT, M8X25-8.8-B HEX HEAD FULL THREAD ZINC	F81002-5	2
12	WASHER, 8.4 ZINC FLAT	F81054-1	4
13	NUT, M8-8-B HEX NYLON ZINC LOCK	F81032-2	2
14	BOLT, M10X25 8.8 HEX HEAD FULL THREAD	F81003-31	2
15	WASHER, 10.5 ZINC FLAT	F81055-1	2
16	NUT, M10-8-B HEX NYLON ZINC LOCK	F81033-1	2
	STOP ASSEMBLY, REAR POWER FEED	089362	1
17	Stop Weldment, Rear Power Feed	088346-1	1
18	Pin, Rubber Carriage Stop	089361-1	1
19	Bushing, Rubber Stop	P12165	1
20	Washer, 17 Zinc Flat	F81058-1	1
21	Pin, S-Zn 4x25 Cotter	F81043-2	1
22	BOLT, M12X25-8.8 HEX HEAD FULL THREAD ZINC	F81004-31	2
23	WASHER, 13 ZINC FLAT	F81056-1	2
	CHAIN, 10B-1 POWER FEED	088670	1

	CHAIN 10B-1 (0,9m)	506516	1	
	LINK, 10B-1PZ MASTER	088671	2	

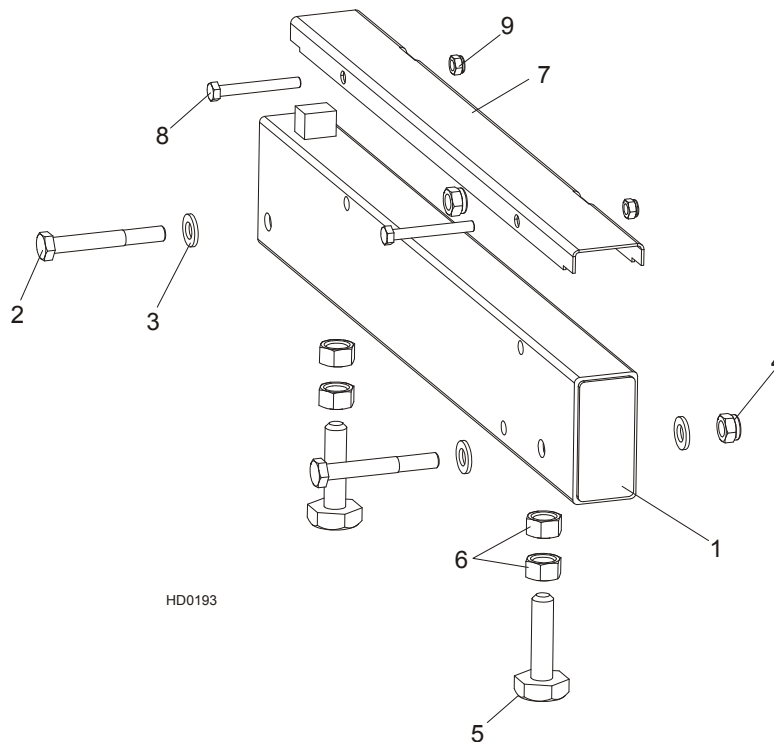
7.4 Lower Track Rollers



REF.	DESCRIPTION (◆ Indicates Parts Available In Assemblies Only)	PART #	QTY
	BLOCK ASSEMBLY, VERTICAL MAST ALIGNMENT DOUBLE	088523	1
1	Block, Vertical Mast Alignment Double	088517	1
2	Block, Cam Follower Mount	088520	1
3	Bearing, Cam Follower (McGill)	012797	2
4	Washer, 16.3 Split Zinc Lock	F81058-2	2
5	Nut, 5/8"-18 Zinc	F05010-11	2
6	Pin, Cam Follower Mount	088521	1
7	Washer, 17 Zinc Flat	F81058-1	1
8	Nut, M16-8 Hex Nylon Zinc Lock	F81036-2	1
9	Pin, Safety Lock	088519	1
10	Fitting, M6 Straight Grease	086280	1
	BLOCK ASSEMBLY, VERTICAL MAST ALIGNMENT SINGLE	088524	1
11	Block, Vertical Mast Alignment Single	088518	1
12	Bearing, Cam Follower (McGill)	012797	1
13	Washer, 16.3 Split Zinc Lock	F81058-2	1
14	Nut, 5/8"-18 Zinc	F05010-11	1
15	PLATE, LOWER TRACK ROLLER RETAINER	088516	3
16	BOLT, M10X30-5.8 HEX HEAD FULL THREAD ZINC	F81003-2	12
17	WASHER, 10.2 SPLIT ZINC LOCK	F81055-2	12
18	BOLT, M12X1.25X65-8.8 HEX HEAD FULL THREAD ZINC	F81004-40	6
19	WASHER, Z12.2 SPLIT ZINC LOCK	F81056-2	3
20	NUT, M12X1.25-8 ZINC HEX	F81034-8	3
21	BLOCK WELDMENT, LOWER TRACK ROLLER MOUNT	091425	1

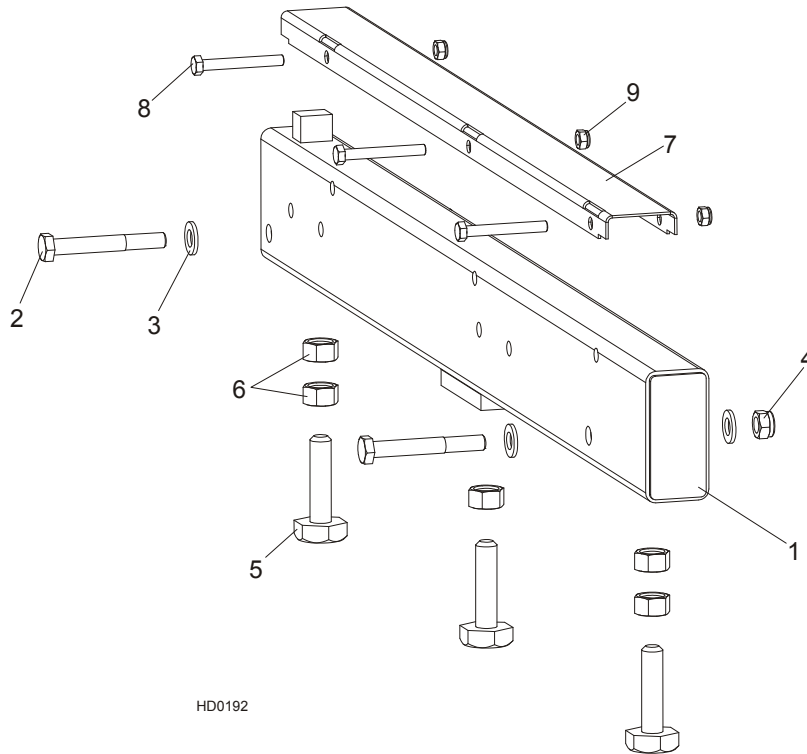
SECTION 8 BED FRAME ASSEMBLY

8.1 Bed Rail Assembly, Front (LT40/70M Super)



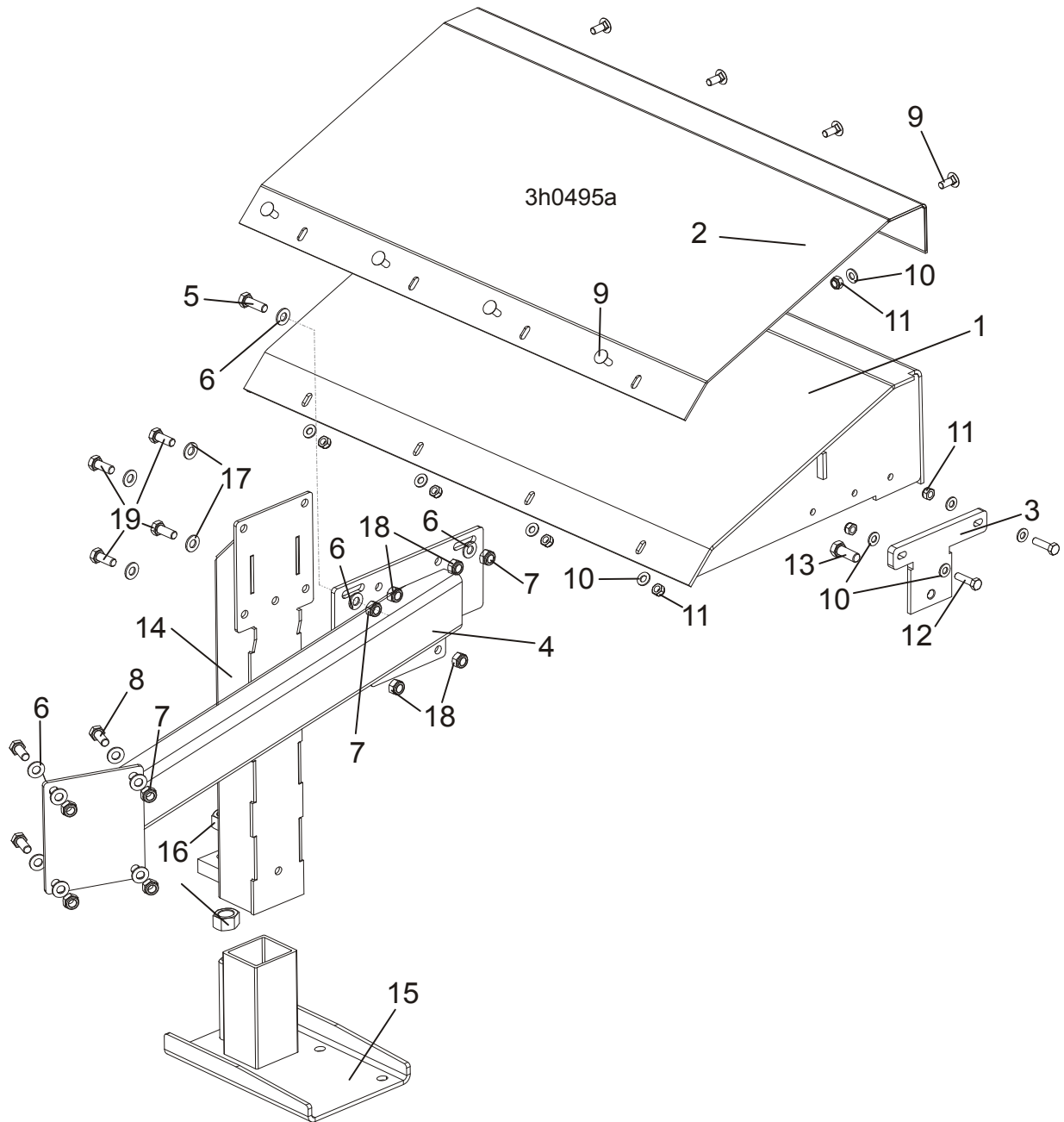
REF	DESCRIPTION (◆ Indicates Parts Available In Assemblies Only)	PART#	QTY.	
1	BED RAIL ASSEMBLY, FRONT - LT70M SUPER	095646	1	
2	Bolt, M12 x 90-8.8 Hex Head	F81004-2	2	
3	Washer, 13 SAE Flat	F81056-1	4	
4	Nut, M12-8 Hex Nylon Lock	F81034-2	2	
5	Bolt, M16 Bed Rail Adjustment	505006	2	
6	Nut, M16-5-B Hex Head Zinc	F81036-5	4	
7	COVER, 22.75 SS LT50 PIVOT	S13012	1	
8	BOLT, M8X65-5.8 ZINC HEX HEAD	F81002-3	2	
9	NUT, M8-8-B HEX NYLON ZINC LOCK	F81032-2	2	

8.2 Bed Rail Assembly, Middle (LT40/70M Super)



REF	DESCRIPTION (◆ Indicates Parts Available In Assemblies Only)	PART#	QTY.
1	BED RAIL ASSEMBLY, MIDDLE - LT70M SUPER	096478	1(4)
	BED RAIL ASSEMBLY, MIDDLE W/HOLE - LT70M SUPER	096993	1
	BED RAIL ASSEMBLY, MIDDLE (POWER ROLLER) - LT70M SUPER	095650	1
2	Bolt, M12 x 90-8.8 Hex Head	F81004-2	2
3	Washer, 13 SAE Flat	F81056-1	4
4	Nut, M12-8 Hex Nylon Lock	F81034-2	2
5	Bolt, M16 Bed Rail Adjustment	505006	3
6	Nut, M16-5-B Hex Head Zinc	F81036-5	5
7	COVER, STAINLESS STEEL BED RAIL	S09944	1
8	BOLT, M8X65-5.8 ZINC HEX HEAD	F81002-3	3
9	NUT, M8-8-B HEX NYLON ZINC LOCK	F81032-2	3

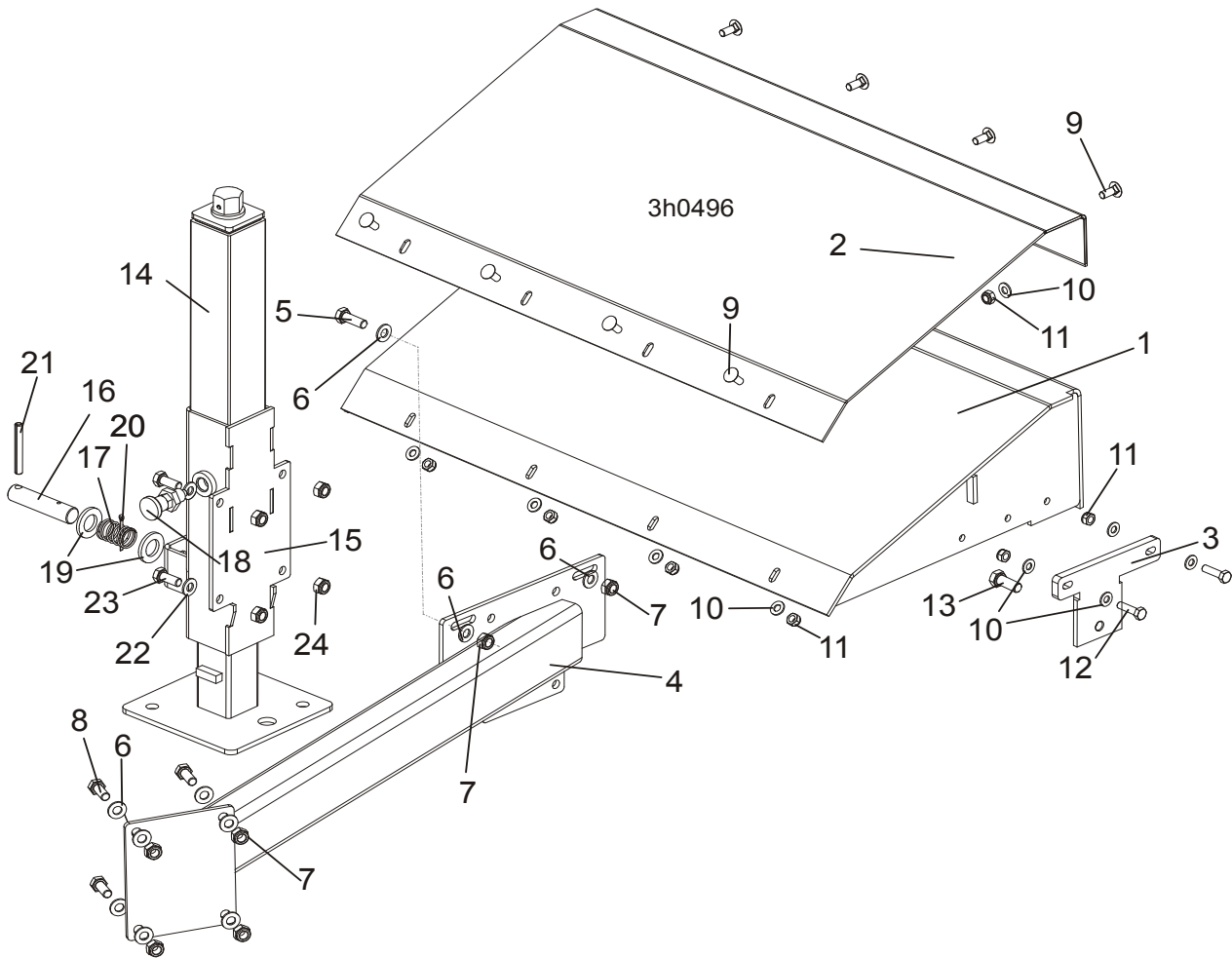
8.3 Board Removal Assembly, "Super" Series Stationary Sawmills w/"M" Frame



REF.	DESCRIPTION (◆ Indicates Parts Available In Assemblies Only)	PART#	QTY.
	BOARD REMOVAL ASSEMBLY, LT40"M"AH/DH2-7 SUPER	100662	1
	BOARD REMOVAL ASSEMBLY, LT70"M"AH/DH2-7 SUPER	100663	1
	BOARD REMOVAL ASSEMBLY See Section 4.3	087839-1	1
	BOARD REMOVAL ASSEMBLY See Section 4.3 (FOR LT70 SAWMILLS)	092757	1
	TABLE, "M" FRAME SUPER COMPLETE	100674	1
1	Table, "M" Frame	100672-1	1
2	Plate, Table Top	099946	1
3	Plate, "M" Frame Super Leg Mount	100675-1	1

4	Tube Weldment, "M" Frame Super Table Support	100670-1	1	
5	Bolt, M10x30-5.8 Hex Head Full Thread Zinc	F81003-2	2	
6	Washer, 10.5 Flat Zinc	F81055-1	12	
7	Nut, M10-8-B Hex Nylon Zinc Lock	F81033-1	6	
8	Bolt, M10x25-8.8 Hex Head Full Thread Zinc	F81003-11	4	
9	Bolt, M8x20-8.8 Carriage Head Zinc	F81002-11	8	
10	Washer, 8.4 Flat Zinc	F81054-1	13	
11	Nut, M8-8-B Hex Nylon Zinc Lock	F81032-2	10	
12	Bolt, M8x30-5.8 Hex Head Full Thread Zinc	F81002-2	2	
13	Bolt, M12x30-8.8 Hex Head Full Thread Zinc	F81004-22	1	
	LEG, LEFT STATIONARY ADJUSTABLE	501639	1	
14	Leg Weldment - Upper Part	500545-1	1	
15	Wide Foot - Adjustable Legs	501084-1	1	
16	Nut, M20-8 Hex Zinc	F81037-1	2	
17	Washer, 10.5 Flat Zinc	F81055-1	4	
18	Nut, M10-8-B Hex Nylon Zinc Lock	F81033-1	4	
19	Bolt, M10x25-8.8 Hex Head Full Thread Zinc	F81003-11	4	

8.4 Board Removal Assembly, Portable "Super" Series Sawmills w/"M" Frame



REF.	DESCRIPTION (◆ Indicates Parts Available In Assemblies Only)	PART#	QTY.
	BOARD REMOVAL ASSEMBLY, LT40MAH/DHS2-7SUPER PORTABLE	506532	1
	BOARD REMOVAL ASSEMBLY, LT70MAH/DHS2-7SUPER PORTABLE	506533	1
	BOARD REMOVAL ASSEMBLY See Section 4.3	087839-1	1
	BOARD REMOVAL ASSEMBLY See Section 4.3 (FOR LT70 SAWMILLS)	092757	1
	TABLE ASSEMBLY, "M" FRAME SUPER PORTABLE	506534	1
1	Table, "M" Frame	100672-1	1
2	Plate, Table Top	099946	1
3	Plate, "M" Frame SUPER Leg Mount	100675-1	1
4	Tube Weldment, "M" Frame Super Table Support	100670-1	1
5	Bolt, M10x30-5.8 Hex Head Full Thread Zinc	F81003-2	2
6	Washer, 10.5 Flat Zinc	F81055-1	12
7	Nut, M10-8-B Hex Nylon Zinc Lock	F81033-1	6
8	Bolt, M10x25-8.8 Hex Head Full Thread Zinc	F81003-11	4
9	Bolt, M8x20-8.8 Carriage Head Zinc	F81002-11	8
10	Washer, 8.4 Flat Zinc	F81054-1	13
11	Nut, M8-8-B Hex Nylon Zinc Lock	F81032-2	10
12	Bolt, M8x30-5.8 Hex Head Full Thread Zinc	F81002-2	2

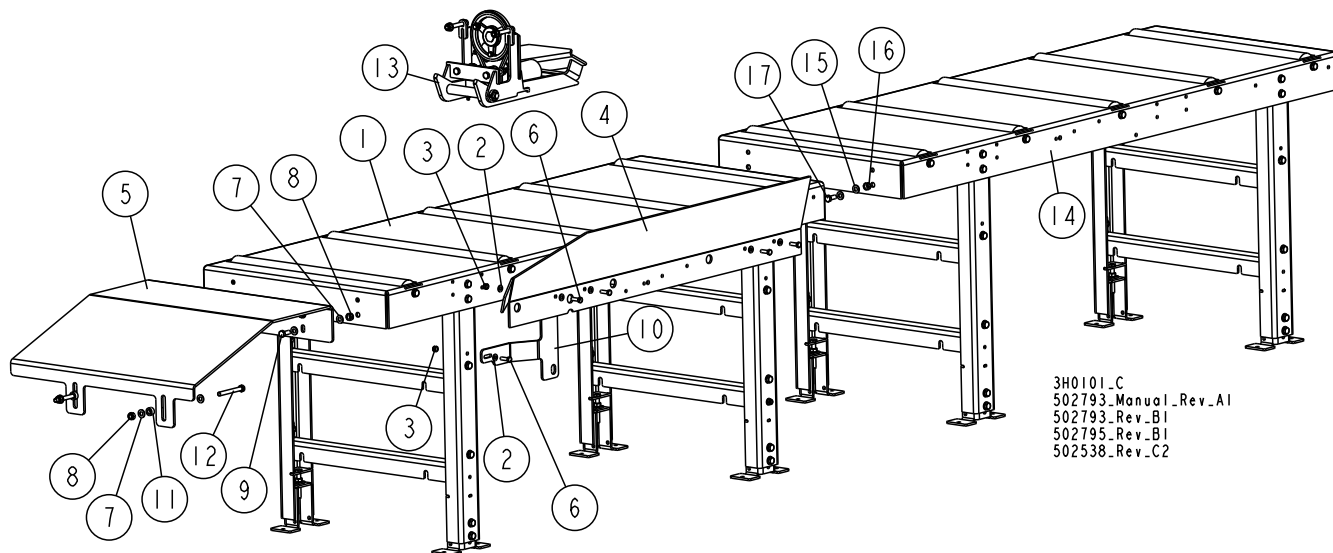
BED FRAME ASSEMBLY*Board Removal Assembly, Portable "Super" Series Sawmills w/"M" Frame***8**

13	Bolt, M12x30-8.8 Hex Head Full Thread Zinc	F81004-22	1	
	LEG, COMPLETE SIDE FAO	094583	1	
14	BASE WELDMENT, FINE ADJUST OUTRIGGER LEG	093589	1	
15	GUIDE WELDMENT, SIDE FAO LEG	504243-1	1	
16	PIN, OUTRIGGER ZINC-PLATED	087012-1	1	
17	SPRING, 21 DIA.x38x2 ZINC-PLATED	087040	1	
18	PIN, DETENT	090197	1	
19	WASHER, 21 FLAT ZINC	F81059-2	2	
20	PIN, S-Zn 4x25 COTTER	F81043-2	1	
21	PIN, 8x65 ROLL ZINC	F81046-1	1	
22	WASHER, 10.5 FLAT ZINC	F81055-1	4	
23	BOLT, M10x25-8.8 HEX HEAD FULL THREAD ZINC	F81003-11	4	
24	NUT, M10-8-B HEX NYLON ZINC LOCK	F81033-1	4	

8 BED FRAME ASSEMBLY

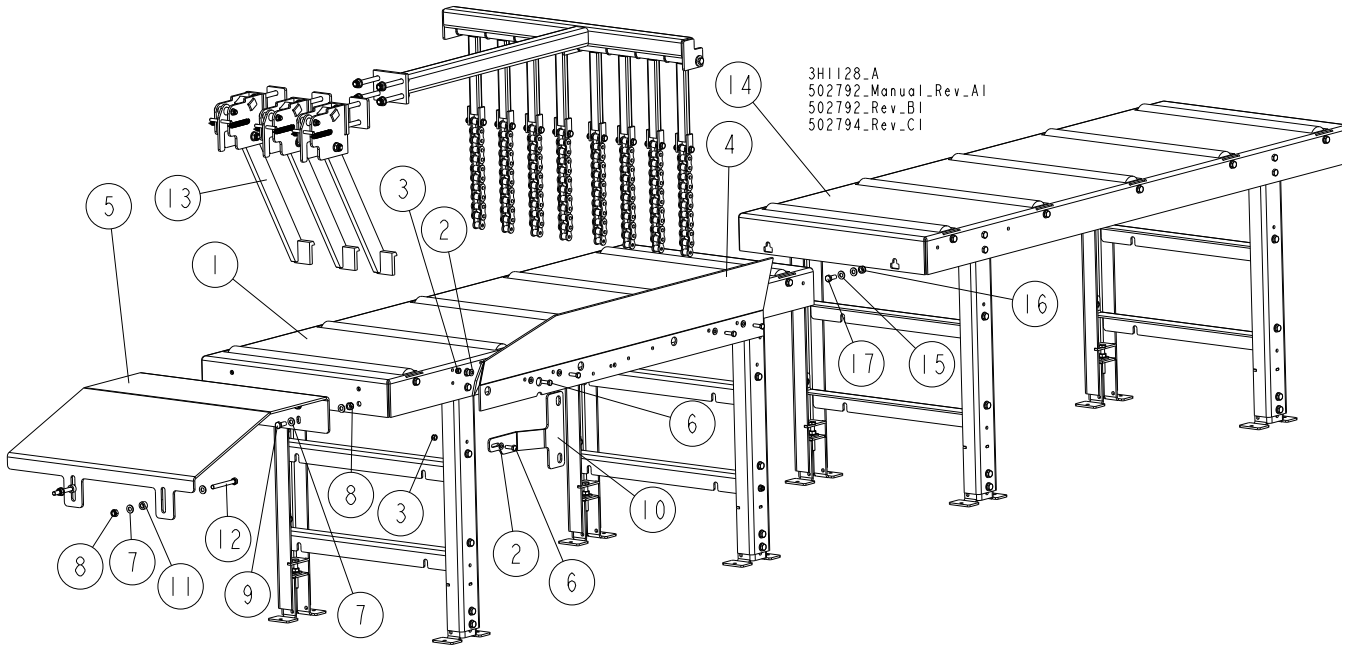
Board Return Assembly - (LT40M Super Option)

8.5 Board Return Assembly - (LT40M Super Option)



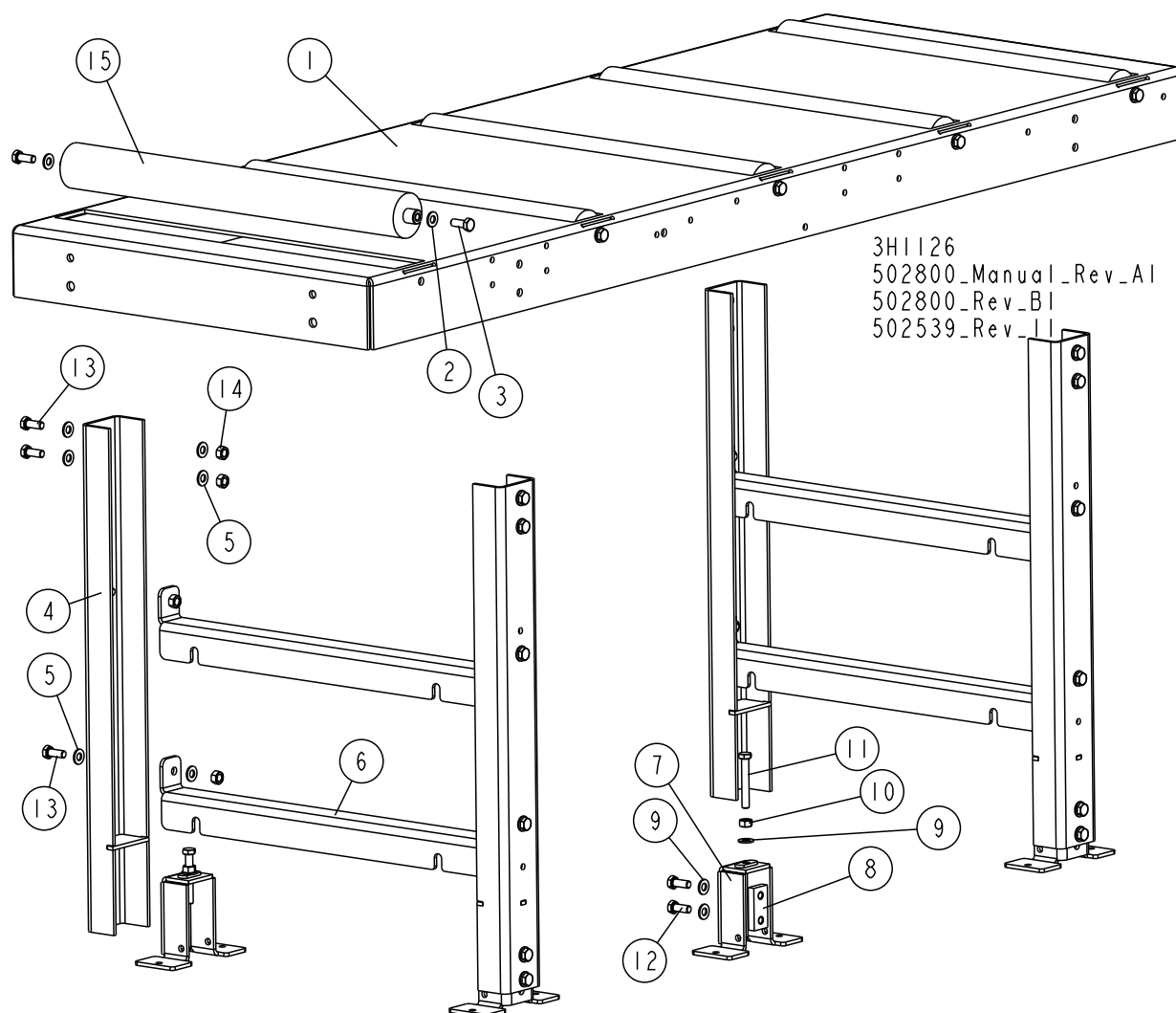
REF	DESCRIPTION (◆ Indicates Parts Available In Assemblies Only)	PART #	QTY.
	TABLE, LT40M SUPER DOUBLE	502793	1
	TABLE, LT40M SUPER LONG	502795	1
	TABLE, M FRAME MODULE REAR	502538	1
1	TABLE, M FRAME MODULE REAR See Section 8.7	502539	1
2	WASHER, 8.4 FLAT ZINC	F81054-1	13
3	NUT, M8-8-B HEX NYLON ZINC LOCK	F81032-2	8
4	BRACKET, BOARD RETURN TABLE	501978-1	1
5	PLATE, FRONT, BOARD RETURN TABLE	502811-1	1
6	BOLT, M8X25-8.8-B HEX HEAD FULL THREAD	F81002-5	5
7	WASHER, 10.5 FLAT ZINC	F81055-1	12
8	NUT, M10-8-B NYLON HEX ZINC LOCK	F81033-1	6
9	BOLT, M10x25-8.8-Fe/Zn5 PN-M/82101	F81003-11	4
10	CONNECTOR M-SUPER FRAME- TABLE	511685-1	1
11	BUSHING, ZINC-PLATED SPACER	090936-1	2
12	BOLT, M10X90-8.8-B HEX HEAD ZINC	F81003-66	2
13	BOARD RETURN ASSEMBLY See Section 4.3	087839-1	1
14	WASHER, 10.5 FLAT ZINC	F81055-1	4
15	NUT, M10-8-B NYLON HEX ZINC LOCK	F81033-1	2
16	BOLT, M10x25-8.8-Fe/Zn5 PN-M/82101	F81003-11	2

8.6 Board Return Assembly - (LT70M Super Option)



REF	DESCRIPTION (◆ Indicates Parts Available In Assemblies Only)	PART #	QTY.
	TABLE, LT70M SUPER DOUBLE	502792	1
	TABLE, LT40M SUPER LONG	502794	1
	TABLE, M FRAME MODULE REAR	502538	1
1	TABLE, M FRAME MODULE REAR See Section 8.7	502539	1
2	WASHER, 8.4 FLAT ZINC	F81054-1	13
3	NUT, M8-8-B HEX NYLON ZINC LOCK	F81032-2	8
4	BRACKET, BOARD RETURN TABLE	501978-1	1
5	PLATE, FRONT, BOARD RETURN TABLE	502811-1	1
6	BOLT, M8X25-8.8-B HEX HEAD FULL THREAD	F81002-5	5
7	WASHER, 10.5 FLAT ZINC	F81055-1	12
8	NUT, M10-8-B NYLON HEX ZINC LOCK	F81033-1	6
9	BOLT, M10x25-8.8-Fe/Zn5 PN-M/82101	F81003-11	4
10	CONNECTOR M-SUPER FRAME- TABLE	511685-1	1
11	BUSHING, ZINC-PLATED SPACER	090936-1	2
12	BOLT, M10X90-8.8-B HEX HEAD ZINC	F81003-66	2
13	BOARD RETURN ASSEMBLY See Section 4.5	092757	1
14	TABLE, M FRAME MODULE REAR	502539	1
15	WASHER, 10.5 FLAT ZINC	F81055-1	4
16	NUT, M10-8-B NYLON HEX ZINC LOCK	F81033-1	2
17	BOLT, M10x25-8.8-Fe/Zn5 PN-M/82101	F81003-11	2

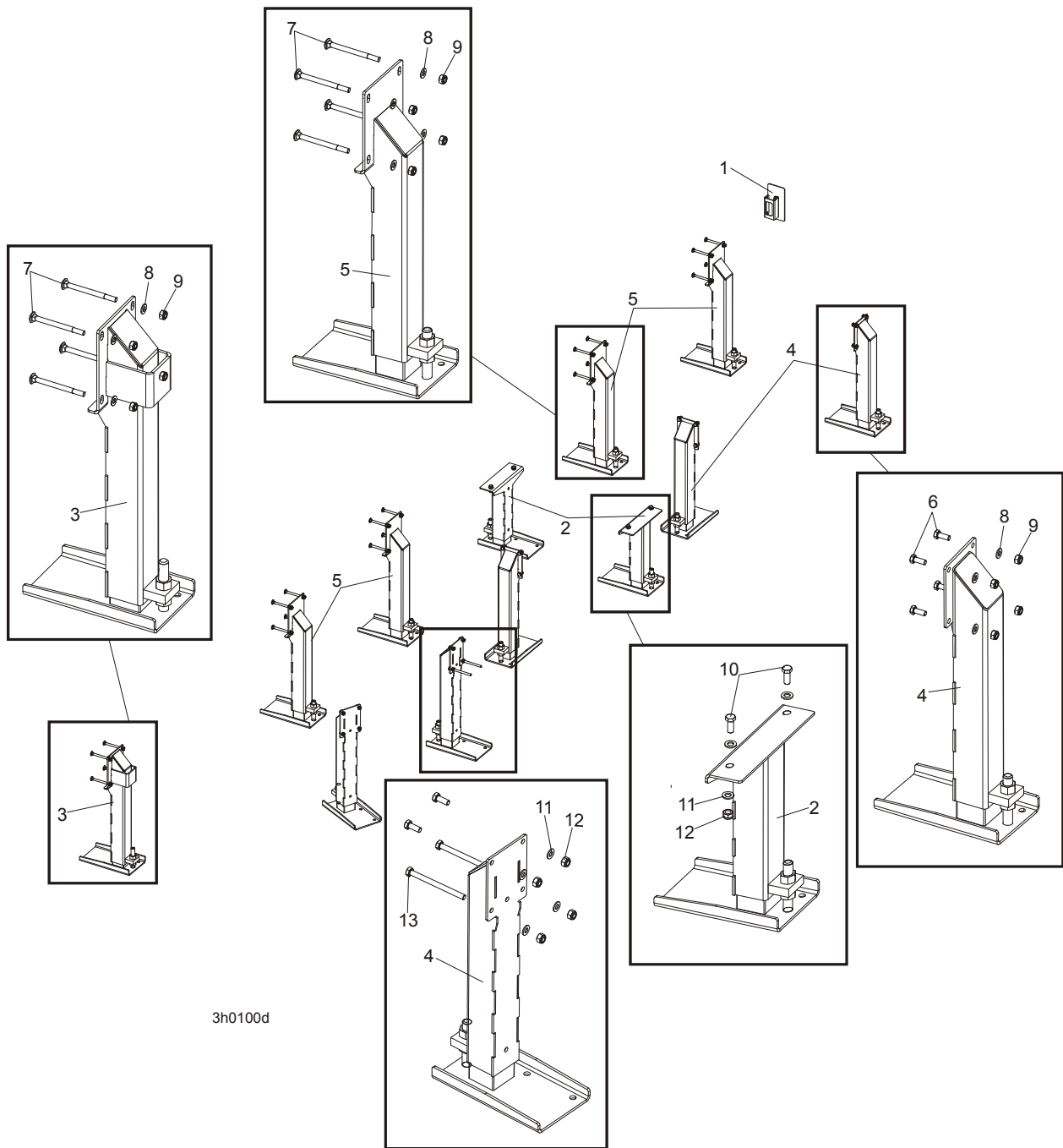
8.7 Long Table



L.P.	OPIS (♦ wskazuje części dostępne jedynie w zespołach)	NUMER KAT.	SZT.
	LONG TABLE, "M" FRAME	502539	1
1	TABLE WLDMT, BOARD RETURN	512488-1	1
2	Washer, 10.5 Flat	F81055-1	10
3	BOLT, M10-1.5X25MM HH GR8.8	F81003-11	10
	LEG, TABLE COMPLETE	501974	2
4	LEG, TABLE	501976	2
5	Washer, 10.5 Flat	F81055-1	15
6	CROSS-BAR, TABLE	500074-1	2
	COMPLETE, ADJUSTABLE LEG FOOT	101014	2
7	FOOT, LEG ADJUSTABLE	101022-1	1
8	PLATE, M10 CLAMPING ZINC-PLATED	101242-1	1
9	Washer, 10.5 Flat	F81055-1	3
10	NUT, M10-8-B-HEX ZINC	F81033-3	1
11	BOLT, M10x70-8.8-HEX HEAD FULL THREAD ZINC	F81003-20	1

L.P.	OPIS (◆ wskazuje części dostępne jedynie w zespołach)	NUMER KAT.	SZT.	
12	BOLT, M10x25-8.8-HEX HEAD FULL THREAD ZINC	F81003-11	2	
13	BOLT, M10x25-8.8-HEX HEAD FULL THREAD ZINC	F81003-11	8	
14	NUT, M10-8-B-HEX ZINC	F81033-3	8	
15	ROLLER 63.5/20X590	501090-1	5	

8.8 Stationary Leg Kit, M Super Frame

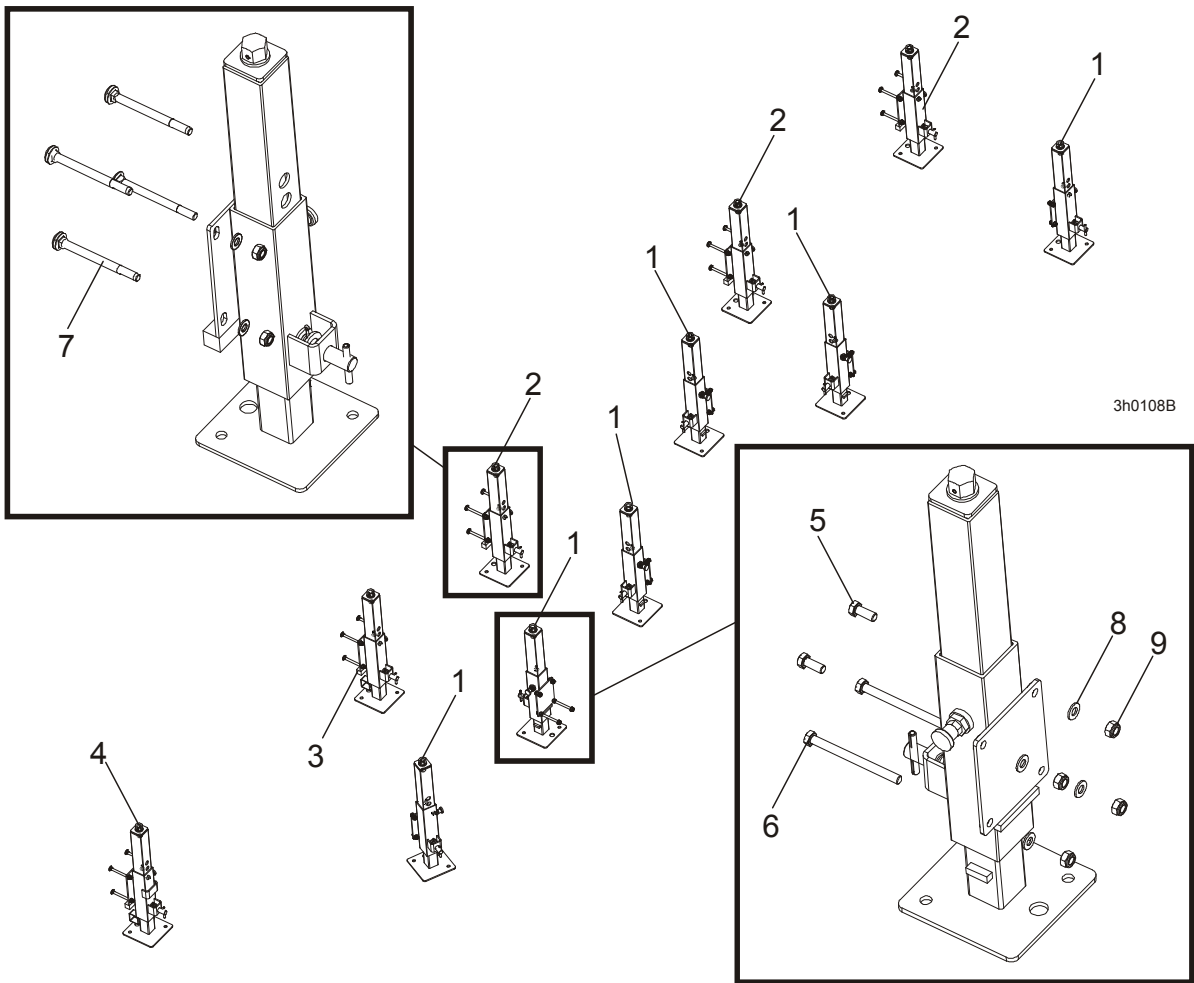


3h0100d

REF	DESCRIPTION (◆ Indicates Parts Available In Assemblies Only)	PART #	QTY.
	STATIONARY LEG KIT, M SUPER FRAME	097299	1
1	COVER ASSEMBLY, MAIN TUBE	093052	1
2	LEG, OUTRIGGER STATIONARY MIDDLE	501637	2
3	LEG, OUTRIGGER STATIONARY W/BOARD RETURN TABLE BRACKET	501638	1
4	LEG, OUTRIGGER STATIONARY LEFT	501639	5
5	LEG, OUTRIGGER STATIONARY RIGHT	501640	4
6	Bolt, M10-1.5x25mm HH Gr8.8	F81003-11	20

7	BOLT, M10X120 8.8 FE/ZN5	F81003-33	20	
8	WASHER, 10.5 FLAT ZINC	F81055-1	40	
9	NUT, M10-8-B HEX NYLON ZINC LOCK	F81033-1	40	
10	BOLT, M12X30-8.8 HEX HEAD FULL THREAD ZINC	F81004-22	4	
11	WASHER, 13 FLAT ZINC	F81056-1	8	
12	NUT, M12-8 HEX NYLON ZINC LOCK	F81034-2	4	
13	BOLT, M10x125-8.8 HEX HEAD ZINC	F81003-18	2	

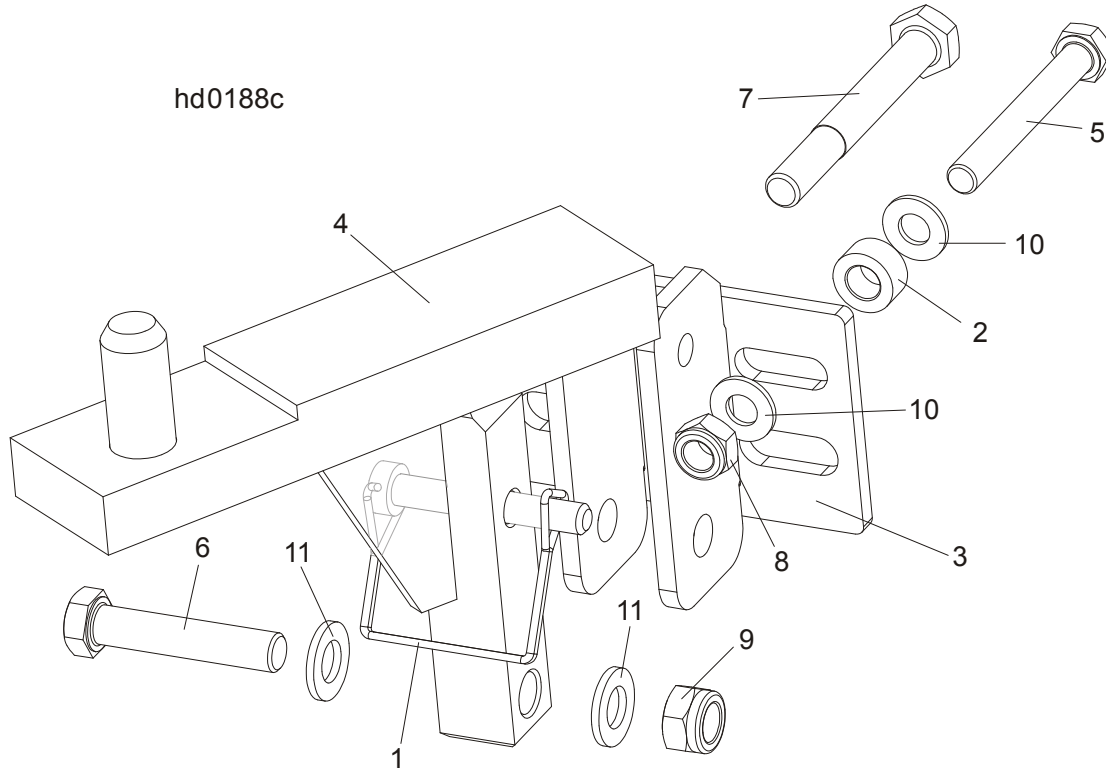
8.9 Outrigger Leg Kit, M Super Frame



REF	DESCRIPTION (◆ Indicates Parts Available In Assemblies Only)	PART#	QTY.	
	OUTRIGGER LEG KIT, M SUPER FRAME	095707	1	
1	FINE ADJUST OUTRIGGER ASSEMBLY, SIDE	094583	6	
2	FINE ADJUST OUTRIGGER ASSEMBLY, MIDDLE AND REAR	094584	3	
3	FINE ADJUST OUTRIGGER ASSEMBLY, S & M FRAME	094586	1	
4	FINE ADJUST OUTRIGGER ASSEMBLY, FRONT	094587	1	
5	BOLT, M10-1.5X25MM HH GR8.8	F81003-11	18	
6	BOLT, M10x125-8.8 HEX HEAD ZINC	F81003-18	2	
7	BOLT, M10X120 8.8 FE/ZN5	F81003-33	16	
8	WASHER, 10.5 FLAT ZINC	F81055-1	36	

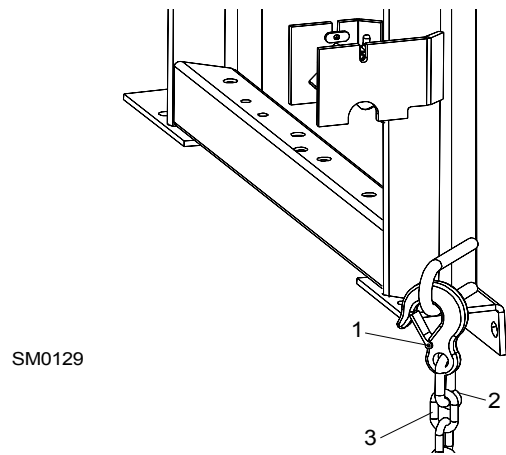
9	NUT, M10-8-B HEX NYLON ZINC LOCK	F81033-1	36
---	----------------------------------	----------	----

8.10 LT40/70M Saw Head Rest Pin Assembly



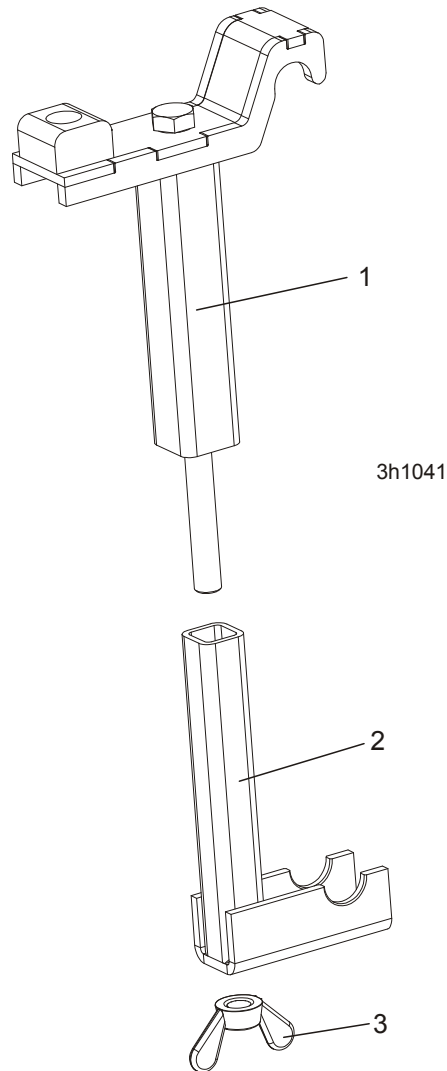
REF	DESCRIPTION (◆ Indicates Parts Available In Assemblies Only)	PART#	QTY.
	SAW HEAD REST PIN W/LATCH CLAMP, LT70S/M	094660	1
1	PIN, 3/8 x 2 1/4 SQ WIRE LOCK	014151	1
2	BUSHING, ZINC-PLATED SPACER	090936-1	1
3	BRACKET, LT40 SAW HEAD REST PIN MOUNT	092765-1	1
4	PIN WLDMT, LT70S/M SAW HEAD REST	094658-1	1
5	BOLT, M10 X 80 -8.8- FE/ZN5 HEX HEAD	F81003-50	1
6	BOLT, M12X60MM, HEX HEAD GR 8.8	F81004-5	1
7	BOLT, M12x95 -8.8- HEX HEAD ZINC-PLATED	F81004-29	1
8	NUT, M10-8-B HEX NYLON ZINC LOCK	F81033-1	1
9	NUT, M12-8 HEX NYLON ZINC LOCK	F81034-2	1
10	WASHER, 10.5 FLAT ZINC	F81055-1	2
11	WASHER, 13 FLAT ZINC	F81056-1	2

8.11 Tie Down Chain Assembly



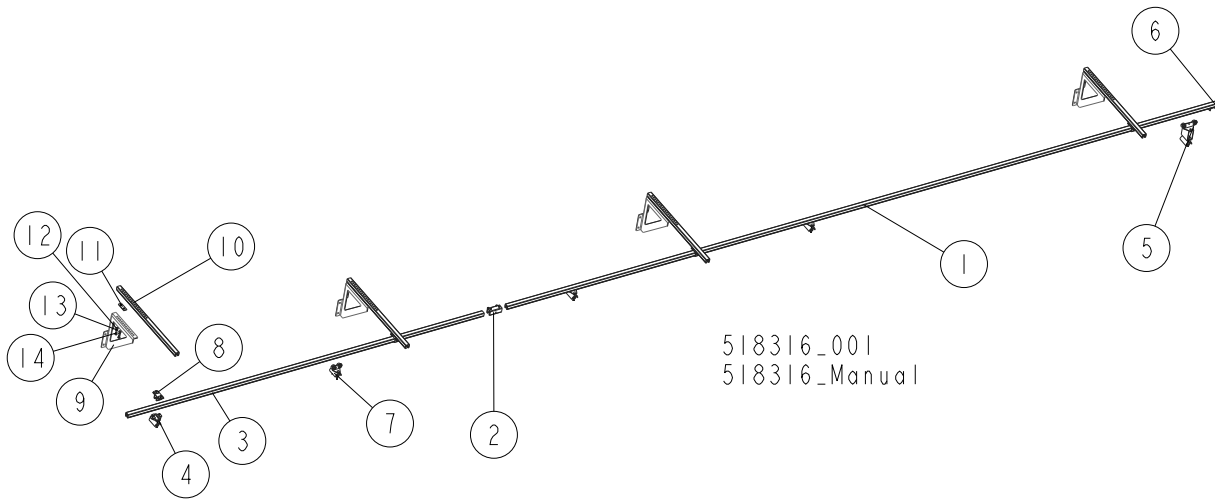
REF	DESCRIPTION (◆ Indicates Parts Available In Assemblies Only)	PART #	QTY.
	CHAIN ASSEMBLY, TIE DOWN	A04376-1	1
1	Hook, 5/8" Safety Chain	P12075	1
2	Screw Closed Chain Link, 10	100767	1
3	Chain, N-10 x 35, 6 Links	100951	1

8.12 Blockade Control Box LT40



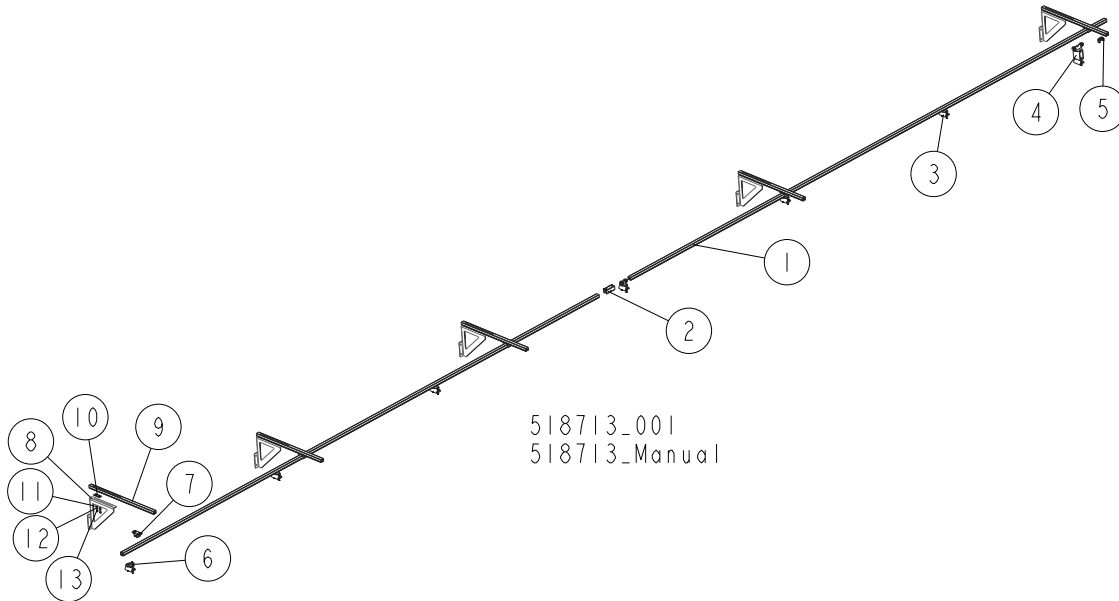
REF	DESCRIPTION (◆ Indicates Parts Available In Assemblies Only)	PART #	QTY.	
	BLOCKADE CONTROL BOX LT40/70 (M SUPER FRAME)	506987	1	
1	UPPER CONTROL BOX BLOCKADE	506983-1	1	
2	LOWER CONTROL BOX BLOCKADE	506985-1	1	
3	NUT, M16 WING	F81036-3	1	

8.13 Remote Equipment for Installation on a Wall (Cutting Length of 6.5 m)



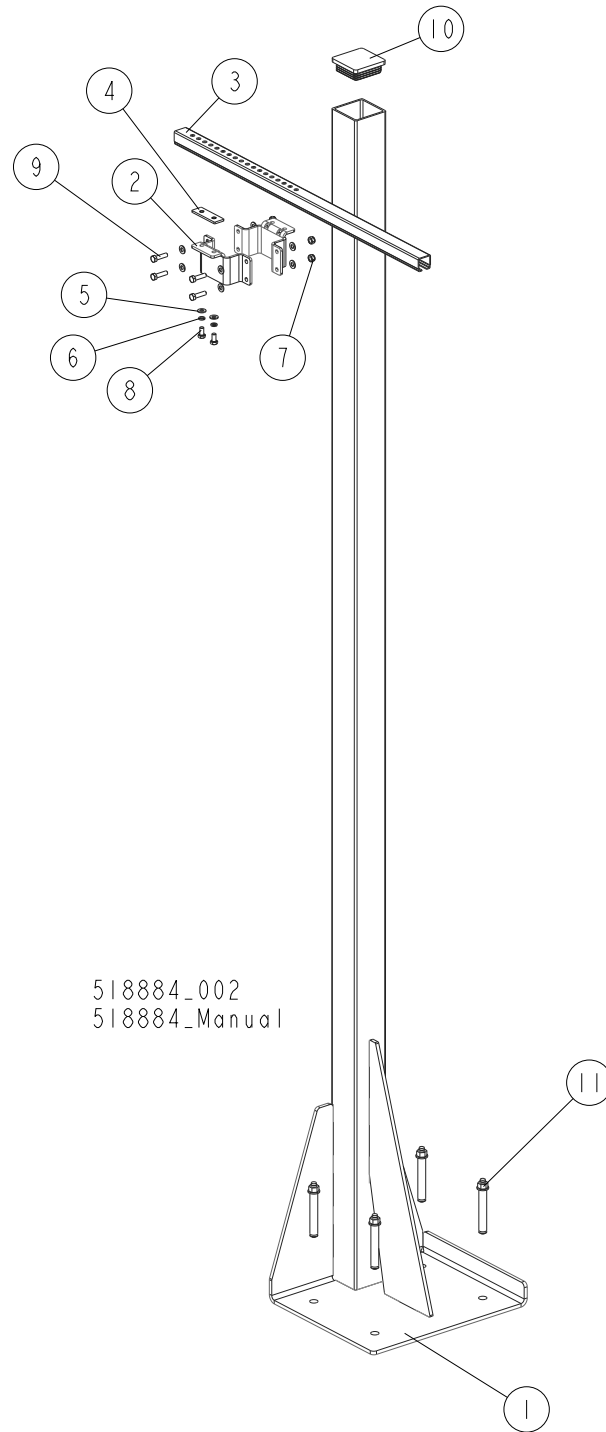
REF.	DESCRIPTION (◆ Indicates Parts Available In Assemblies Only)	PART #	QTY
	REMOTE EQUIPMENT (CUTTING LENGTH OF 6.5 M)	518316	1
	RAIL, COMPLETE GUIDE (CUTTING LENGTH OF 6.5M)	518315	1
1	RAIL, 6 M C-PROFILE	518332	1
2	COUPLER, TRACK	518705	1
3	RAIL, 3 M C-PROFILE	518313	1
4	CLAMP, FLAT CABLE - END	518701	1
5	TROLLEY, TOWING	518334	1
6	STOP, END	518700	1
7	TROLLEY, CABLE MOVING	518333	3
8	BRACKET, BOLT-ON	518702	4
	RAIL BRACKET KIT FOR WALL MOUNTING	518724	4
9	BRACKET, GUIDE RAIL (FOR WALL MOUNTING)	518728-1	1
10	ARM, RAIL BRACKET	518709	1
11	PLATE, ARM CLAMPING	518885-1	1
12	WASHER, 8.4 FLAT ZINC	F81054-1	2
13	WASHER, 8.2 SPLIT LOCK ZINC	F81054-4	2
14	BOLT, M8x16-8.8-B HEX HEAD FULL THREAD ZINC	F81002-20	2

8.14 Remote Equipment for Installation on a Wall (Cutting Length of 6.5-10 m)



REF.	DESCRIPTION (◆ Indicates Parts Available In Assemblies Only)	PART #	QTY
	REMOTE EQUIPMENT (CUTTING LENGTH OF 6.5-10 M)	518713	1
	RAIL, COMPLETE GUIDE (CUTTING LENGTH OF 6.5-10 M)	518704	1
1	RAIL, 6 M C-PROFILE	518332	2
2	COUPLER, TRACK	518705	1
3	TROLLEY, CABLE MOVING	518333	5
4	TROLLEY, TOWING	518334	1
5	STOP, END	518700	1
6	CLAMP, FLAT CABLE - END	518701	1
7	BRACKET, BOLT-ON	518702	5
8	RAIL BRACKET KIT FOR WALL MOUNTING	518724	5
9	BRACKET, GUIDE RAIL (FOR WALL MOUNTING)	518728-1	1
10	ARM, RAIL BRACKET	518709	1
11	PLATE, ARM CLAMPING	518885-1	1
12	WASHER, 8.4 FLAT ZINC	F81054-1	2
13	WASHER, 8.2 SPLIT LOCK ZINC	F81054-4	2

8.15 Guide Rail Support Post



518884_002
 518884_Manual

REF.	DESCRIPTION (◆ Indicates Parts Available In Assemblies Only)	PART #	QTY
	POST, GUIDE RAIL SUPPORT - COMPLETE	518736	1
1	POST, GUIDE RAIL SUPPORT	518707-1	1
2	BRACKET, 80X80 TUBE WRAP	518725-1	2
3	ARM, RAIL BRACKET	518709	1
4	PLATE, ARM CLAMPING	518885-1	1

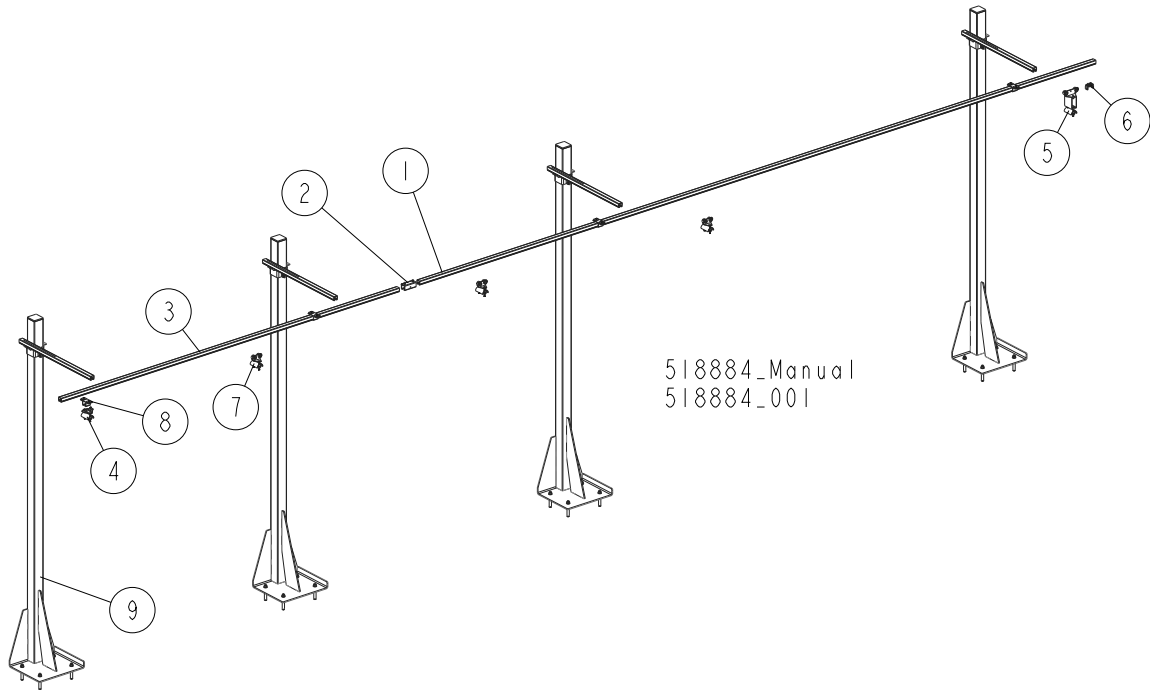


BED FRAME ASSEMBLY

Guide Rail Support Post

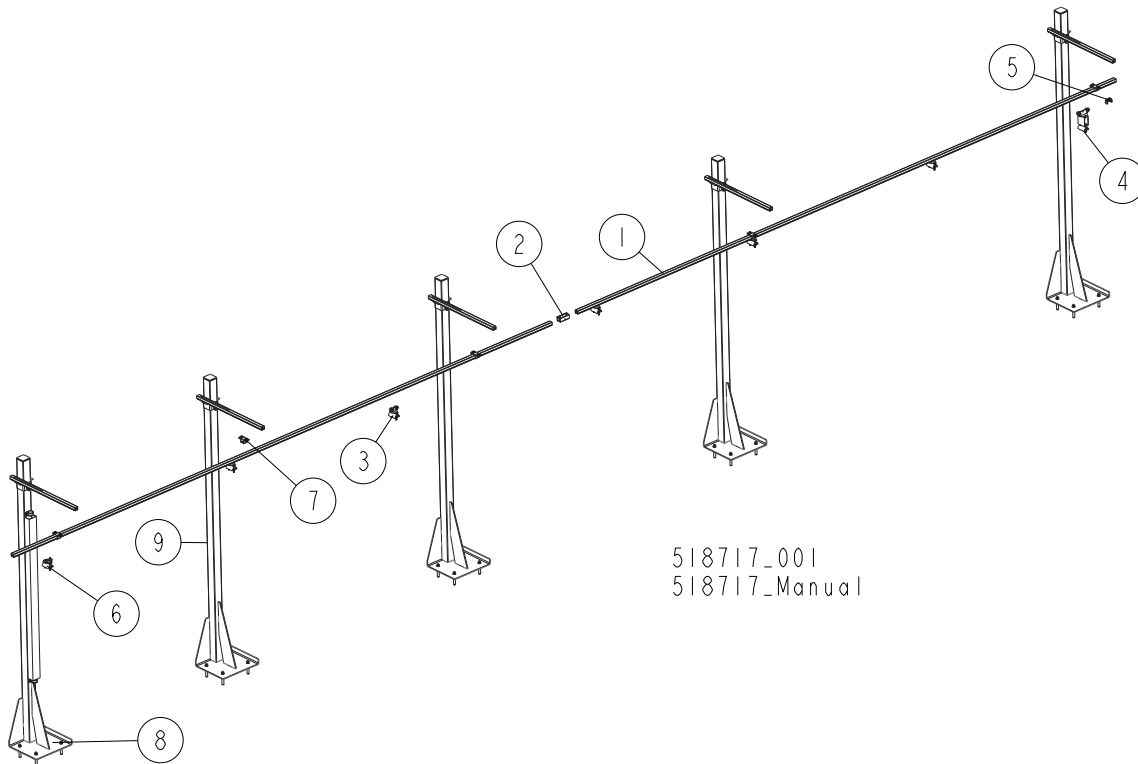
REF.	DESCRIPTION (◆ Indicates Parts Available In Assemblies Only)	PART #	QTY
5	WASHER, 8.4 FLAT ZINC	F81054-1	10
6	WASHER, 8.2 SPLIT LOCK ZINC	F81054-4	2
7	NUT, M8 8 HEX NYLON ZINC LOCK	F81032-2	4
8	BOLT, M8X16-8.8-B HEX HEAD FULL THREAD ZINC	F81002-20	2
9	BOLT, M8X30-5.8-B HEX HEAD FULL THREAD ZINC	F81002-2	4
10	CAP, 80X80 2-4 #111227 TUBE END	089644	1
11	PIN, LT 16X120	501877	4

8.16 4-Post Remote Set



REF.	DESCRIPTION (◆ Indicates Parts Available In Assemblies Only)	PART #	QTY
	REMOTE SET, 4-POST	518884	1
	RAIL, COMPLETE GUIDE (CUTTING LENGTH OF 6.5M)	518315	1
1	RAIL, 6 M C-PROFILE	518332	1
2	COUPLER, TRACK	518705	1
3	RAIL, 3 M C-PROFILE	518313	1
4	CLAMP, FLAT CABLE - END	518701	1
5	TROLLEY, TOWING	518334	1
6	STOP, END	518700	1
7	TROLLEY, CABLE MOVING	518333	3
8	BRACKET, BOLT-ON	518702	4
9	POST, GUIDE RAIL SUPPORT	518736	4

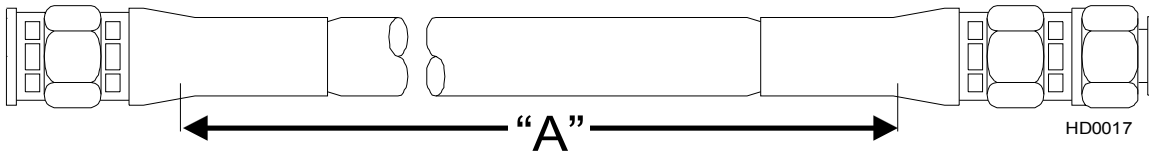
8.17 5-Post Remote Set



REF.	DESCRIPTION (◆ Indicates Parts Available In Assemblies Only)	PART #	QTY
	REMOTE SET, 5-POST	518717	1
	RAIL, COMPLETE GUIDE (CUTTING LENGTH OF 6.5-10 M)	518704	1
1	RAIL, 6 M C-PROFILE	518332	2
2	COUPLER, TRACK	518705	1
3	TROLLEY, CABLE MOVING	518333	5
4	TROLLEY, TOWING	518334	1
5	STOP, END	518700	1
6	CLAMP, FLAT CABLE - END	518701	1
7	BRACKET, BOLT-ON	518702	5
8	POST, GUIDE RAIL SUPPORT	518736	5

SECTION 9 HYDRAULIC SYSTEM

9.1 Hydraulic Hoses, LT40/70M Super



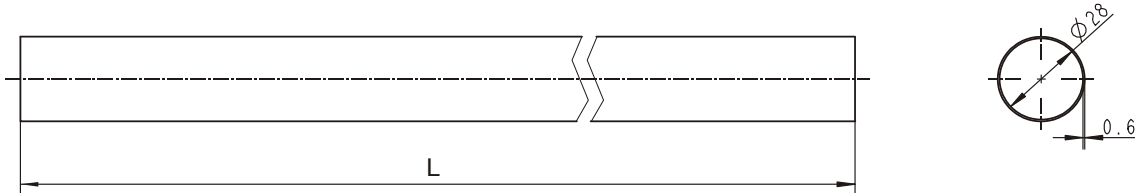
Part	Color Code	LENGTH "A" [m]	Application	Wood-Mizer Part No.
			I Section (from filter) according to designations from right to left	
A1	White	3.5	3/8" 2-Plane Clamp, In/Out	097614
B1	Orange	3.5	3/8" 2-Plane Clamp, In/Out	097615
A2	Pink	3.6	3/8" Raising the turner and side supports	097622
B2	Plain	3.6	3/8" Raising the turner and side supports	097622
A3	Red	5.6	1/4" III Clamp (middle), Up/Down	097545
B3	Blue	5.6	1/4" III Clamp (middle), Up/Down	097545
A4	Silver	4.9	1/4" I Toe Board	097620
B4	Brown	4.9	1/4" I Toe Board	097620
A5	Black	3.3	3/8" Chain Turner Hydraulic Motor	097619
B5	Brown	3.3	3/8" Chain Turner Hydraulic Motor	097619
A6	Orange	5.0	1/4" III Clamp (middle), In/Out	097545
B6	White	5.0	1/4" III Clamp (middle), In/Out	097545
A7	Red	1.8	3/8" Log Loader	097623
B7	Blue	1.8	3/8" Log Loader	097623
			II Section according to designations from right to left	
A1	Purple	4.8	1/4" I Toe Board Drive	097621
B1	Purple	4.8	1/4" I Toe Board Drive	097621
A2	Black	2.0	1/4" II Toe Board	097617
B2	Purple	2.0	1/4" II Toe Board	097617
A3	Red	6.2	1/4" I Clamp, Up/Down	097616
B3	Blue	6.2	1/4" I Clamp, Up/Down	097616
A4	Orange	5.5	1/4" I Clamp, In/Out	097616
B4	White	5.5	1/4" I Clamp, In/Out	097616
A5	Yellow	4.4	1/4" 2-Plane Clamp, Up/Down	097613
B5	Green	4.4	1/4" 2-Plane Clamp, Up/Down	097613
A6	Red	1.0	1/4" II Clamp, Up/Down	097618
B6	Blue	1.0	1/4" II Clamp, Up/Down	097618
A7	Orange	2.0	1/4" II Clamp, In/Out	097617

TABLE 0-0

B7	White	2.0	1/4" II Clamp, In/Out	097617
	Green	2.1	3/8" tee connector to log loader cylinder	097624
	Yellow	2.2	3/8" tee connector to log loader cylinder	097624
	Green	0.8	3/8" tee connector to log loader cylinder	097625
	Yellow	0.95	3/8" tee connector to log loader cylinder	097625
		0.65	3/8" turner hose	094597
		0.65	3/8" turner hose	094597
		0.75	3/8" left side support hose	094596
		1.0	3/8" right side support hose	094593
		1.0	3/8" right side support hose	094593
		1.2	3/8" cylinder instrumentation	097625

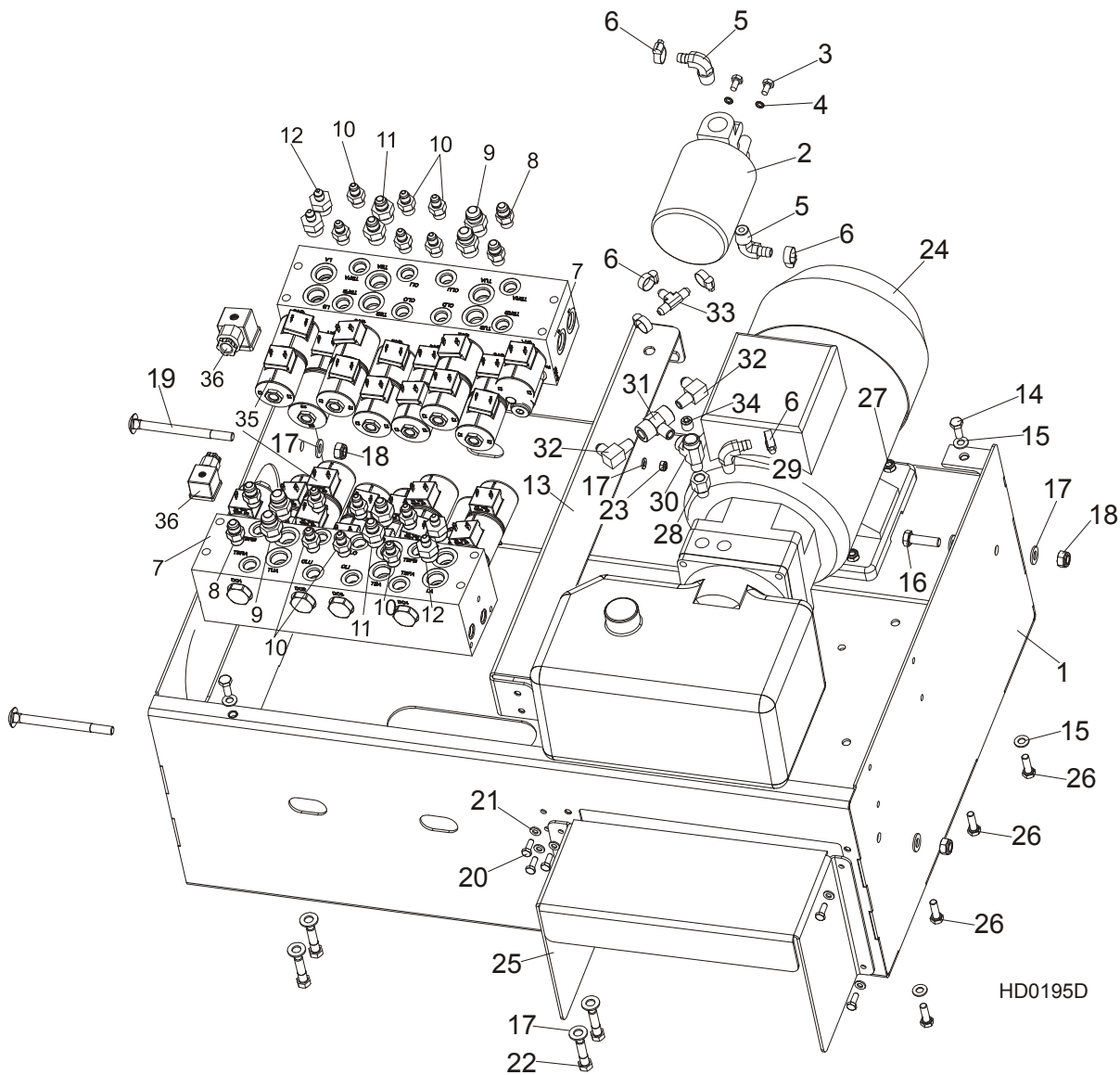
TABLE 0-0

Protective Conduits, LT40/70M Super Hydraulic Hoses



LENGTH "L"	DESCRIPTION (◆ Indicates Parts Available In Assemblies Only)	PART #	QTY.
0,85	PROTECTIVE CONDUIT, HYDRAULIC MOTOR HOSE	100127	2
1,00	PROTECTIVE CONDUIT, SIDE SUPPORT HOSE	100128	4
0,70	PROTECTIVE CONDUIT, LOG TURNER HOSE	099761	3
0,45	PROTECTIVE CONDUIT, IN/OUT CYLINDER HOSE - TOP	099763	1

9.2 Hydraulic Control Box, LT40/70M Super (AC)



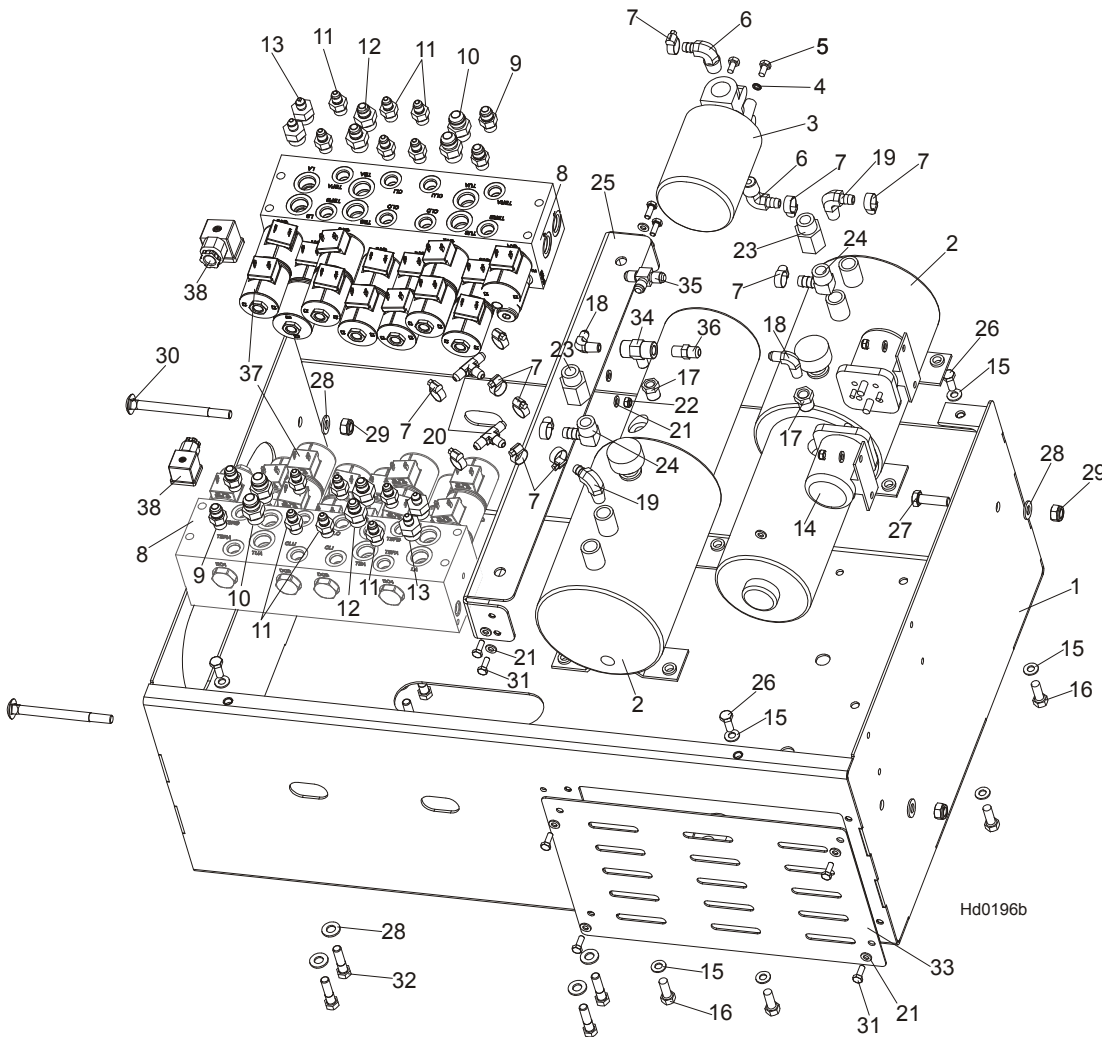
REF.	DESCRIPTION (◆ Indicates Parts Available In Assemblies Only)	PART#	QTY.
	HYDRAULIC CONTROL BOX - LT70M SUPER (AC)	097529	1
1	Box, LT70M Super Hydraulic Control	095690-1	1
2	Manifold, W/Filter	P22683	1
3	Bolt, 1/4-20x1/2 HH	F05005-15	2
4	Washer, M6 Split Lock Zinc	F81053-3	2
5	Fitting, 1/2NPT-3/8 Barb Elbow	P12707	2
6	Clamp, 11/16 Worm	P12739	6
7	Valve, hydr508958-1. 7 Station Exp.12V	025688	2
8	Fitting, 3/8" O-Ring 3/8 JIC	014687	2
9	Fitting, #8SAE- #8JIC	028076	2
10	Fitting, 1/4JIC-3/8 O-Ring	P26284	6
11	Fitting, 8SAE-6JIC	P12703	2

HYDRAULIC SYSTEM

Hydraulic Control Box, LT40/70M Super (AC)

12	Fitting , 8 SAE-3/8 JIC	036759	2	
13	Bar, LT70M Super Hydraulic Valve Station	095686-1	1	
14	Bolt, M8x20mm, Hex Head,Gr 5.8 Zinc	F81002-4	4	
15	Washer, M8, Flat, Zinc	F81054-1	8	
16	Bolt, M10x35-8.8 Fe/Zn5 PN-M/82105	F81003-17	2	
17	Washer, M10, Flat, Zinc	F81055-1	14	
18	Nut, M10, Nylon Hex Zinc Lock	F81033-1	4	
19	Bolt, M10x120 8.8 Carriage	F81003-33	2	
20	Bolt, M6x16 8.8 Fe/Zn5 PN-M/82105	F81001-15	8	
21	Washer, M6, Flat, Zinc	F81053-1	10	
22	Bolt, 3/8-16x1 1/2 HH	F05007-3	8	
23	Nut, M6, Nylon Hex Zinc Lock	F81031-2	2	
24	Hydraulic pump w/motor, 4KW 14.5 l/min. AC	500958	1	
	Motor, AC-4kW Hydraulic Pump	092258	1	
	Pump, AC-4kW Hydraulic	097782	1	
	Plate, AC-4kW Hydraulic Connecting	097783	1	
	Seal, AC-4kW Hydraulic Complete	097784	1	
25	Cover, MSuper Hydraulic Box	501434-1	1	
26	Bolt, M8x30mm Hex Head Gr 5.8 Zinc	F81002-7	3	
27	Nut, M8, Hexagon, Nylon Lock Zinc	F81032-2	3	
28	Fitting, 6SAE Male-1/4NPT Female	014686	1	
29	Fitting, 3/8NPT-3/8 Barb Elbow	P12708	1	
30	Fitting, 1/4NPT Male Run Tee	P09141	1	
31	Fitting, 1/4NPT Branch Tee	015486	1	
32	Fitting, 3/8JIC-1/4NPT 90L	015491	2	
33	Fitting, 3/8 Barb Tee	015485	1	
34	Fitting, 1/4 NPT Socket Pipe Plug	096221	1	
35	Coil, Hydraulic Valve	025835	30	
36	VALVE CONNECTOR, WITH BUILT-IN LED	094556	30	
	COVER, LT70M SUPER HYDRAULIC BOX	097528-1	1	

9.3 Hydraulic Control Box, LT40/70M Super (DC)



REF	DESCRIPTION (◆ Indicates Parts Available In Assemblies Only)	PART#	QTY.
	HYDRAULIC CONTROL BOX - LT70M SUPER (DC)	096490	1
1	Box, LT70M Super Hydraulic Control	095690-1	1
2	Pump Assy, W/Motor Hydraulic	P12701	2
	Motor Kit, Hydraulic Replacement	052807	1
	Motor, Iskra Replacement Monarch Pump	038683	1
	Brushes, Hydraulic Motor Iskra	038682	1
	Bearing, Base Motor #02318	P12513	1
	Cap, Hyd Pump Vented Fill	P12817	1
	Ring, 3 7/8OD 02352 'O'	P10198	1
	Seal, Hyd Motor/Pump	P10315	1
3	Manifold, W/Filter	P22683	1
4	Washer, M6 Split Lock Zinc	F81053-3	2
5	Bolt, 1/4-20x1/2 HH	F05005-15	2
6	Fitting, 1/2NPT-3/8 Barb Elbow	P12707	2
7	Clamp, 11/16 Worm	P12739	12
8	Valve, hydr. 7 Station Exp.12V	025688	2

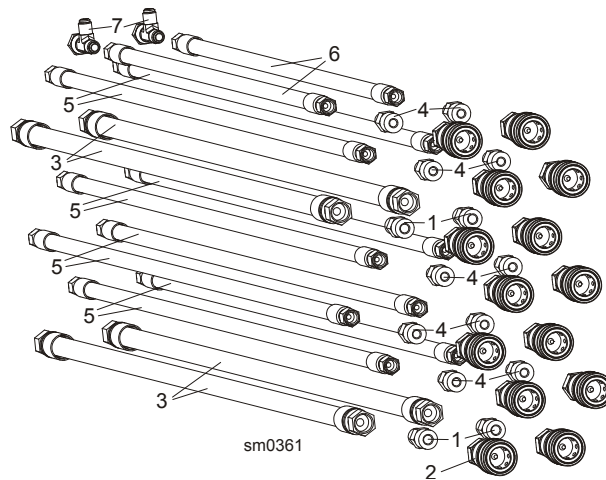


HYDRAULIC SYSTEM

Hydraulic Control Box, LT40/70M Super (DC)

9	Fitting, 3/8" O-Ring 3/8 JIC	014687	2	
10	Fitting, #8SAE- #8JIC	028076	2	
11	Fitting, 1/4JIC-3/8 O-Ring	P26284	6	
12	Fitting, 8SAE-6JIC	P12703	2	
13	Fitting , 8 SAE-3/8 JIC	036759	2	
14	Solenoid, 200A 12V SPST Hyd. Pump 1997	015470	2	
15	Washer, M8, Flat, Zinc	F81054-1	12	
16	Screw, 3/8-16x1 HHC	F05007-7	8	
17	Fitting, 3/8NPT-1/4NPT Reducer	015490	2	
18	Fitting, 1/4NPTx1/4JIC Male Elbow	P09142	2	
19	Fitting, 3/8NPT-3/8 Barb Elbow	P12708	2	
20	Fitting, 3/8 Barb Tee	015485	2	
21	Washer, M6, Flat, Zinc	F81053-1	14	
22	Nut, M6, Nylon Hex Zinc Lock	F81031-2	6	
23	Fitting, 1/2NPT-1/2NPT Adaptor	015995	2	
24	Fitting, 1/2NPT-1/2 Hose Barb 90Deg	015997	2	
25	Bar, LT70M Super Hydraulic Valve Station	095686-1	1	
26	Bolt, M8x20mm, Hex Head, Gr 5.8 Zinc	F81002-4	4	
27	Bolt, M10x35-8.8 Fe/Zn5 PN-M/82105	F81003-17	2	
28	Washer, M10, Flat, Zinc	F81055-1	6	
29	Nut, M10, Nylon Hex Zinc Lock	F81033-1	4	
30	Bolt, M10x120 8.8 Carriage	F81003-33	2	
31	Bolt, M6x16 8.8 Fe/Zn5 PN-M/82105	F81001-15	6	
32	Bolt, 3/8-16x1 1/2 HH	F05007-3	8	
33	Cover, LT70M Super Hydraulic Box (DC)	096983-1	1	
34	Fitting, 1/4NPT Branch Tee	015486	1	
35	Fitting, 3/8JIC Tee	015487	1	
36	Fitting, 3/8JIC-1/4NPT Straight	015560	1	
37	Coil, Hydraulic Valve	025835	30	
38	VALVE CONNECTOR, WITH BUILT-IN LED	094556	30	
	COVER, LT70M SUPER HYDRAULIC BOX	097528-1	1	

9.4 Hydraulic Hose Kit for MBX24H1-6 (AH "M" Frame Sawmills)



REF.	DESCRIPTION (◆ Indicates Parts Available In Assemblies Only)	PART#	QTY.
	HYDRAULIC HOSE KIT, "M" FRAME 24H21	505834	1
1	FITTING, G3/8-9/16-18JIC HAND PUMP	091842	2
2	FITTING, 3/8" INT. THREAD BSP FEMALE QUICK DISCONNECT	504965	2
3	HOSE, 2T3/8X7.900 W9/16UNF-W9/16UNF HYDRAULIC	505849	2
	HYDRAULIC HOSE KIT, "M" FRAME 24H2	505836	1
1	FITTING, G3/8-9/16-18JIC HAND PUMP	091842	2
2	FITTING, 3/8" INT. THREAD BSP FEMALE QUICK DISCONNECT	504965	4
3	HOSE, 2T3/8X7.900 W9/16UNF-W9/16UNF HYDRAULIC	505849	2
4	FITTING, 7/16" JC/3/8" BSP STRAIGHT	505747	2
5	HOSE, 2T1/4X7.850 W7/16UNF-W7/16UNF HYDRAULIC	505850	2
	HYDRAULIC HOSE KIT, "M" FRAME (AH1-7) 24H3/24H4	505840	1
1	FITTING, G3/8-9/16-18JIC HAND PUMP	091842	4
2	FITTING, 3/8" INT. THREAD BSP FEMALE QUICK DISCONNECT	504965	8
3	HOSE, 2T3/8X7.900 W9/16UNF-W9/16UNF HYDRAULIC	505849	4
4	FITTING, 7/16" JC/3/8" BSP STRAIGHT	505747	4
5	HOSE, 2T1/4X7.850 W7/16UNF-W7/16UNF HYDRAULIC	505850	4
	HYDRAULIC HOSE KIT, "M" FRAME (AH1-7) 24H3/24H4	506090	1
1	FITTING, G3/8-9/16-18JIC HAND PUMP	091842	4
2	FITTING, 3/8" INT. THREAD BSP FEMALE QUICK DISCONNECT	504965	12
3	HOSE, 2T3/8X7.900 W9/16UNF-W9/16UNF HYDRAULIC	505849	4
4	FITTING, 7/16" JC/3/8" BSP STRAIGHT	505747	8
5	HOSE, 2T1/4X7.850 W7/16UNF-W7/16UNF HYDRAULIC	505850	6
6	HOSE, 2T1/4X6.100 W7/16UNF-W7/16UNF HYDRAULIC	506096	2
7	FITTING, W7/16" UNF JIC-2XZ7/16"UNF JIC TEE	506098	2
	HYDRAULIC HOSE KIT, "M" FRAME (AH1-7) 24H3/24H4	506092	1
1	FITTING, G3/8-9/16-18JIC HAND PUMP	091842	4
2	FITTING, 3/8" INT. THREAD BSP FEMALE QUICK DISCONNECT	504965	14
3	HOSE, 2T3/8X7.900 W9/16UNF-W9/16UNF HYDRAULIC	505849	4
4	FITTING, 7/16" JC/3/8" BSP STRAIGHT	505747	10
5	HOSE, 2T1/4X7.850 W7/16UNF-W7/16UNF HYDRAULIC	505850	8
6	HOSE, 2T1/4X6.100 W7/16UNF-W7/16UNF HYDRAULIC	506096	2

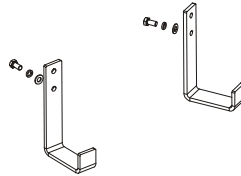
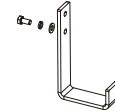
9

HYDRAULIC SYSTEM

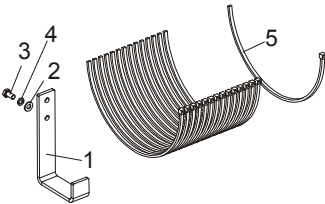
Hydraulic Hose Hanger Kit, "M" Frame (AH1-3) MBX24H1-4

7	FITTING, W7/16" UNF JIC-2XZ7/16"UNF JIC TEE	506098	2
---	---	--------	---

9.5 Hydraulic Hose Hanger Kit, "M" Frame (AH1-3) MBX24H1-4

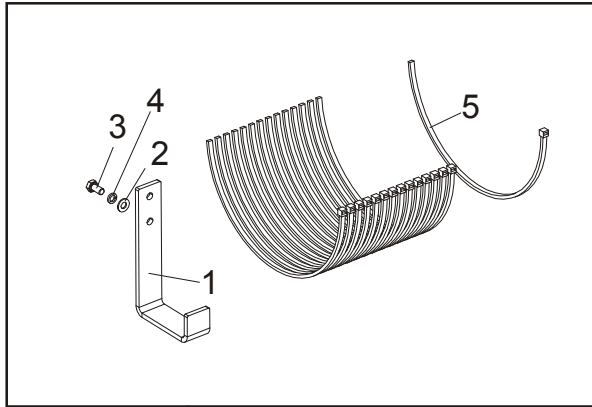


sm0362

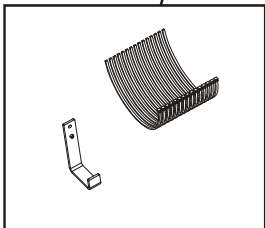
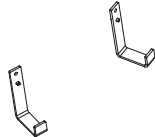


REF.	DESCRIPTION (◆ Indicates Parts Available In Assemblies Only)	PART#	QTY.
	HYDRAULIC HOSE HANGER KIT, "M"FRAME AH1-3 BX24	506101	1
1	HANGER, HYDRAULIC HOSE	505745-1	5
2	WASHER, 8.4 FLAT ZINC	F81054-1	5
3	WASHER, 8.2 SPLIT LOCK ZINC	F81054-4	5
4	BOLT, M8x16 -8.8-B HEX HEAD FULL THREAD ZINC	F81002-20	5
5	WRAP, TKUV 50/8 TIE	F81082-3	15

9.6 Hydraulic Hose Hanger Kit, "M" Frame (AH4-7) MBX24H5-6

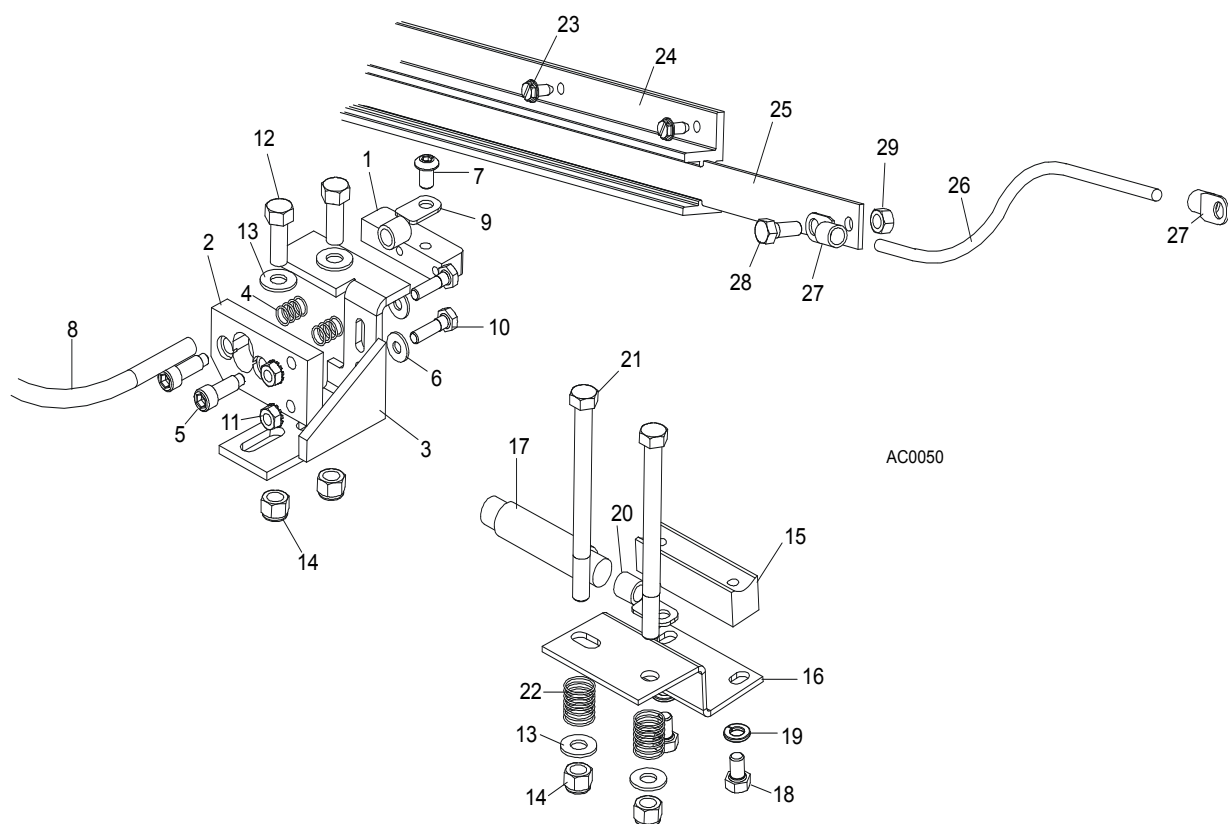


sm0363



REF.	DESCRIPTION (◆ Indicates Parts Available In Assemblies Only)	PART#	QTY.
	HYDRAULIC HOSE HANGER KIT, "M" FRAME AH1-3 BX24	506102	1
1	HANGER, HYDRAULIC HOSE	505745-1	7
2	WASHER, 8.4 FLAT ZINC	F81054-1	8
3	WASHER, 8.2 SPLIT LOCK ZINC	F81054-4	8
4	BOLT, M8x16 -8.8-B HEX HEAD FULL THREAD ZINC	F81002-20	8
5	WRAP, TKUV 50/8 TIE	F81082-3	15

9.7 Listwa zasilania układu hydrauliki AC

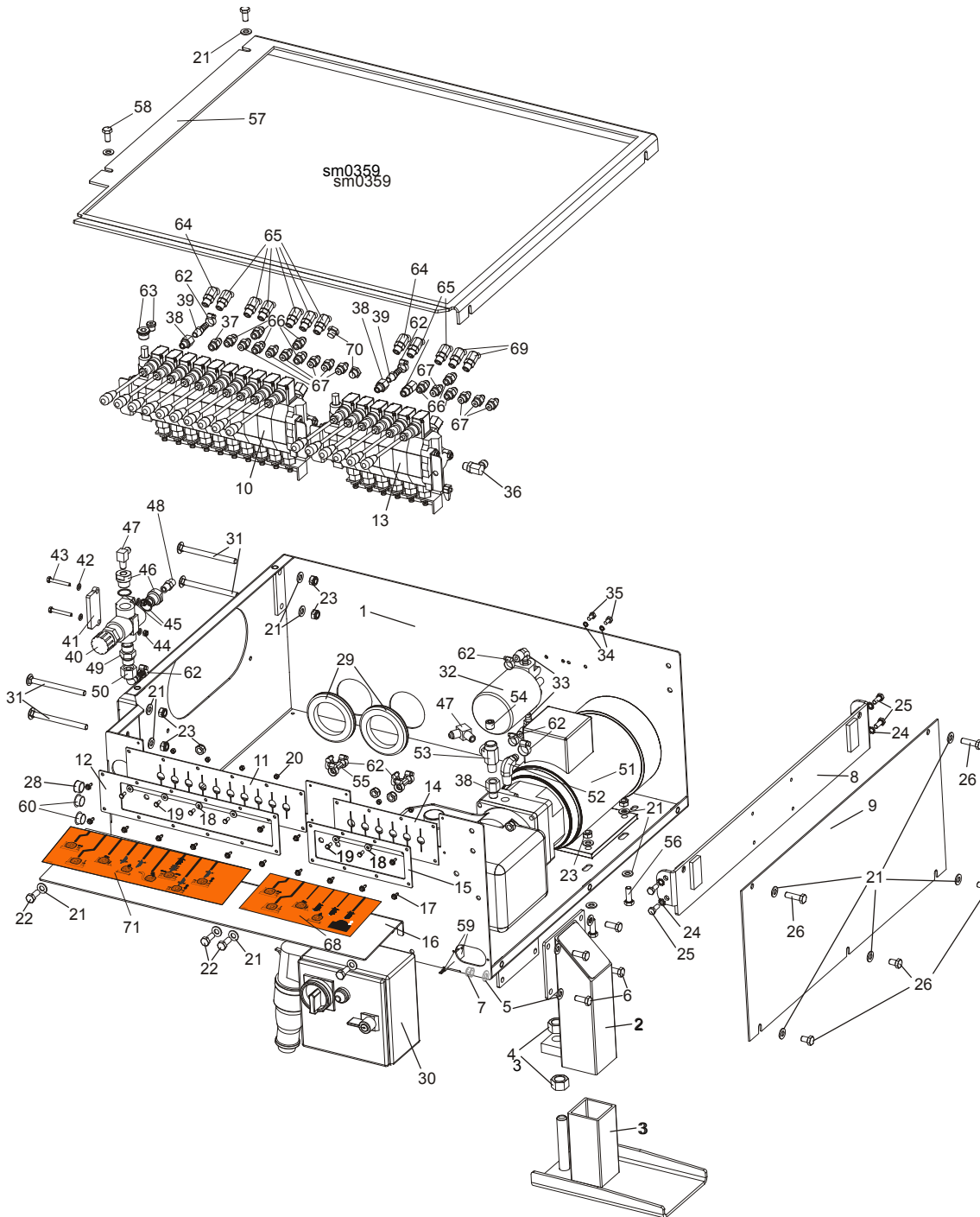


AC0050

L.P.	OPIS (♦ wskazuje części dostępne jedynie w zespołach)	NUMER KAT.	SZT.	
	ZESPÓŁ STYKU DODATNIEGO AC	086625	1	
1	Styki zasilania hydrauliki (dodatnie)	015253	1	
2	Izolator styku dodatniego	S10072	1	
3	Podstawka mocowania styków dodatnich	086380-1	1	
4	Sprężynka styku dodatniego	P10077	2	
5	Śruba 5/16" x 3/4" z kołnierzem, z gwintem 1/4-20	F05006-44	2	
6	Podkładka okrągła 8,4-Fe/Zn5 PN-M/82005	F81054-1	2	
7	Śruba z łbem gniazdowym soczewkowym 5/16-24 x 3/8"	F05006-20	1	
8	Przewód LGY 1mm ² Czerwony	R80583-2	1 m	♦
9	Końcówka KO 1/10	F81064-11	2	
10	Śruba z łbem sześciokątnym 1/4-20 x 1" GR 2	F05005-38	2	
11	Nakrętka samozabezpieczająca z wkładką poliamidową 1/4-2	F05010-9	2	
12	Śruba z łbem sześciokątnym 3/8-16 x 1" GR5	F05007-87	2	
13	Podkładka płaska 10.5	F81055-1	4	
14	Nakrętka samozabezpieczająca z wkładką poliamidową 3/8"	F05010-10	4	
	ZESPÓŁ STYKU UJEMNEGO AC	086624	1	
15	Styki zasilania hydrauliki (ujemne)	015264	1	
16	Uchwyt zestyku masy	090254-1	1	
17	Przewód LGY 1mm ² Czarny	R80583-21	.21 m	♦
18	Śruba z łbem sześciokątnym 5/16-18 x 1/2" Gr 5	F05006-15	2	
19	Podkładka sprężysta 8.2	F81054-4	2	

20	Końcówka KO 1/10	F81064-11	1	
21	Śruba z łbem sześciokątnym 3/8-16 x 4 1/2" Gr 5	F05007-35	2	
22	Sprężynka dociskowa połączenia z masą	P04282	2	
	LISTWA STYKOWA TRAKA AC (HYDR)	086653	1	
23	Śruba z łbem sześciokątnym rowkowanym 1/4-20 x 1/2"	F05015-1	14	
24	Oslona listwy stykowej wiercona	086685	1	
25	Listwa stykowa miedziana wiercona	086686	1	◆
26	Przewód prądowy #2	R80583-21	19m	◆
27	Końcówka KO 1/10	F81064-11		
28	Śruba z łbem sześciokątnym 5/16-18 x 3/4" z czarną wkładką poliamid.	F05006-45	1	
29	Nakrętka sześciokątna 5/16-18 z czarną wkładką poliamidową	F05010-86	1	

9.8 Hydraulic Control Box, 16-Section LT20/40/70 AC



REF.	DESCRIPTION (◆ Indicates Parts Available In Assemblies Only)	PART#	QTY.
	BOX, 16-SECTION LT40/70AC HYDRAULIC CONTROL - COMPLETE	505945	1
	BOX, 16-SECTION LT20AC HYDRAULIC CONTROL - COMPLETE	505950	1
1	BOX WELDMENT, HYDRAULIC CONTROL PTD	505946-1	1
	LEG, HYDRAULIC CONTROL BOX	505741	1
2	LEG, HYDRAULIC CONTROL BOX - UPPER PART	505742-1	1
3	WIDE FOOT - ADJUSTABLE LEGS	501084-1	1
4	NUT, M20-8 HEX ZINC	F81037-1	2

5	WASHER, 10.5 FLAT ZINC	F81055-1	8	
6	BOLT, M10x25-8.8 HEX HEAD FULL THREAD ZINC	F81003-11	4	
7	NUT, M10-8-B HEX NYLON ZINC LOCK	F81033-1	4	
8	BRACKET, AC HYDRAULIC CONTROL BOX - COMPLETE	086518-1	1	
9	COVER, AC HYDRAULIC PUMP HOUSING SIDE	086484-1	1	
10	VALVE, HDS11/10 8-SECTION HYDRAULIC	091344	1	
11	GUARD, 10-SECTION HYDRAULIC VALVE RUBBER	091739	1	
12	COVER, 10-SECTION VALVE GUARD PTD	091826-1	1	
13	VALVE, 6-SPOOL FOR SERIES CONNECTION	501104	1	
14	GUARD, RUBBER DOUBLE VALVE	015079	1	
15	COVER, VALVE GUARD PTD	086519-1	1	
16	PLATE FOR DECALS	505949-1	1	
17	SCREW, #10-24x1/2 SELF-TAPPING	F05015-7	14	
18	WASHER, 5.5 SPECIAL FLAT ZINC-PL.	F81052-3	6	
19	BOLT, M5x12-5.8 HEX HEAD FULL THREAD ZINC	F81000-5	6	
20	NUT, M5-8 HEX ZINC	F81030-1	6	
21	WASHER, 10.5 FLAT ZINC	F81055-1	23	
22	BOLT, M10x25-8.8 HEX HEAD FULL THREAD ZINC	F81003-11	4	
23	NUT, M10-8-B HEX NYLON ZINC LOCK	F81033-1	12	
24	WASHER, 8.4 EXTERIOR STAR LOCK	F81054-3	4	
25	BOLT, M8x20-8.8-B HEX HEAD FULL THREAD ZINC	F81002-4	4	
26	BOLT, M10x16-8.8 HEX HEAD FULL THREAD ZINC	F81003-13	3	
27	BOLT, M10x35-8.8 HEX HEAD FULL THREAD ZINC	F81003-17	2	
28	GROMMET, HEYCO WIRE	P04137	1	
29	GROMMET, 80MM DIA. RUBBER	089293	2	
30	BOX, AC 4kW STARTER	089799 ¹	1	
	BOX, LT20 STARTER	093088 ²	1	
	BOX, LT20 STARTER - NORWAY	093088-2 ³	1	
31	BOLT, M10x125 8.8 CARRIAGE HEAD ZINC	F81003-34	4	
32	MANIFOLD W/FILTER	P22683	1	
33	FITTING, (1/2"NPT)-3/8" ELBOW	P12707	2	
34	WASHER, Z 6.1 SPLIT LOCK ZINC	F81053-3	2	
35	BOLT, 1/4-20x1/2" HEX HEAD ZINC GRADE 2	F05005-15	2	
36	FITTING, #6 SAE 3/8"JIC ELBOW	P12704	1	
37	FITTING, 3/8JIC -3/8 O-RING	014687	1	
38	FITTING, 6SAE MALE-1/4NPT FEMALE	014686	3	
39	FITTING, 1/4 NPT - 3/8 BARB	014685	2	
40	VALVE, MTKA.VB OIL FLOW CONTROL	093794	1	
41	PLATE, MTKA VALVE ZINC-PL. SPACER	094477-1	1	
42	WASHER, 6.4 FLAT ZINC	F81053-1	4	
43	BOLT, M6x45-8.8 HEX HEAD ZINC	F81001-6	2	
44	NUT, M6-8-B HEX NYLON ZINC LOCK	F81031-2	2	
45	WASHER, 22 COPPER	F81061-5	2	
46	FITTING, M22x1.5 / 1/4 - 18 NPT ZINC-PL. REDUCER	093139-1	2	
47	FITTING, 3/8JIC-1/4NPT 90L	015491	2	
48	FITTING, 3/8JIC-1/4 NPT STRAIGHT	015560	1	
49	FITTING, VMNW10HS22	094486	1	
50	FITTING, PN10AFL 13-90 ELBOW	094485	1	



HYDRAULIC SYSTEM

Hydraulic Control Box, 16-Section LT20/40/70 AC

51	PUMP, AC.4KW 14.5L/MIN HYDRAULIC W/MOTOR	500958	1	
52	FITTING, #6-6(3/8"NPT)-3/8" ELBOW	P12708	1	
53	FITTING, 1/4NPT MALE RUN TEE	P09141	1	
54	PLUG, TN 192-1/4NPT W/EXTERNAL THREAD	096221	1	
55	FITTING, 3/8 BARB TEE	015485	2	
56	BOLT, M10x30-5.8 HEX HEAD FULL THREAD ZINC	F81003-2	4	
57	COVER, HYDRAULIC CONTROL BOX	505948-1	1	
58	BOLT, M10x20-5.8 HEX HEAD FULL THREAD ZINC	F81003-1	2	
59	SWITCH, 2A 125V R-LEVER NO/NC/COM	014765	1	
60	CAP, 1086 DIA. 22.2 DIA. HOLE	093544	2	
61	FITTING, 45 DEG. #6SAE ELBOW	015489	1	
62	CLAMP, 11/16 HOSE	061807	12	
63	PLUG KIT FOR BOX #500508	505060	1	
64	FITTING, 45 DEG. #6SAE ELBOW	015489	*	
65	FITTING, #4SAE-#6SAE 45 DEG. ELBOW	015488	*	
66	FITTING, 3/8JIC -3/8 O-RING	014687	*	
67	FITTING, 1/4"JIC - 3/8" O-RING	P26284	*	
68	DECAL, 24H1-6 FOR 16-SECTION BOX	505961	1	
69	FITTING, #4SAE-#6SAE 45 DEG. ELBOW	015488	*	
70	PLUG, 9/16-18 JIC HYDRAULIC VALVE	089647	*	
71	DECAL FOR AH5/16-SECTION BOX	506099	1	

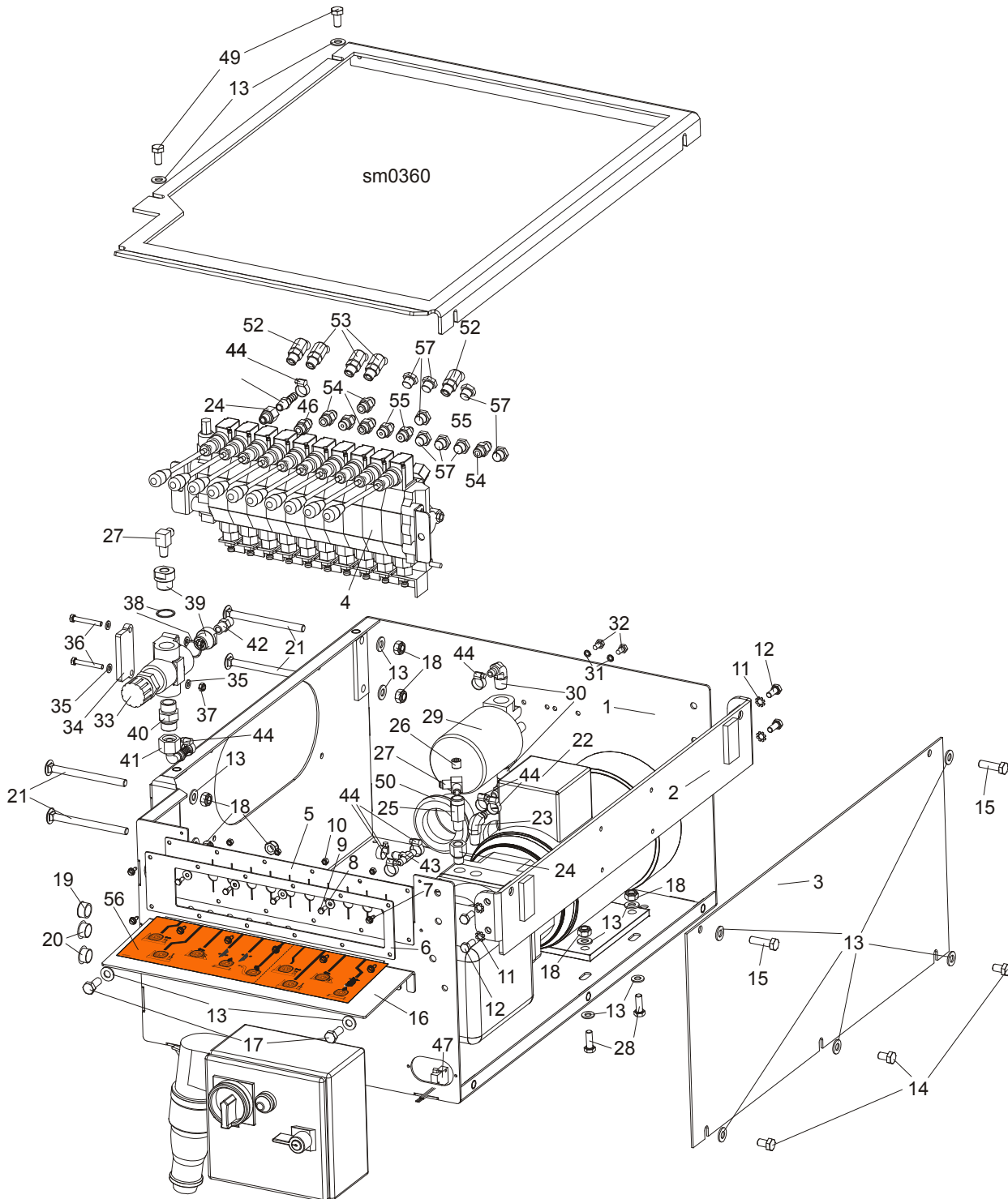
¹ Included in assembly #505945 (LT40/70)

² Included in assembly #505950 (LT20)

³ Included in assembly #505950 (LT20)

* Depends on hydraulic equipment configuration.

9.9 Hydraulic Control Box, 10-Section LT20/40/70AC



REF.	DESCRIPTION (◆ Indicates Parts Available In Assemblies Only)	PART#	QTY.
	BOX, 10-SECTION LT40/70AC BX24 HYDRAULIC CONTROL - COMPLETE	506446	1
	BOX, 10-SECTION LT20AC BX24 HYDRAULIC CONTROL	506555	1
1	BOX WELDMENT, HYDRAULIC CONTROL PTD	091729-1	1
2	BRACKET, AC HYDRAULIC CONTROL BOX - COMPLETE	086518-1	1



HYDRAULIC SYSTEM

Hydraulic Control Box, 10-Section LT20/40/70AC

3	COVER, AC HYDRAULIC PUMP HOUSING SIDE	086484-1	1	
4	VALVE, HDS11/10 8-SECTION HYDRAULIC	091344	1	
5	GUARD, 10-SECTION HYDRAULIC VALVE RUBBER	091739	1	
6	COVER, 10-SECTION VALVE GUARD PTD	091826-1	1	
7	SCREW, #10-24x1/2 SELF-TAPPING	F05015-7	8	
8	WASHER, 5.5 SPECIAL FLAT ZINC	F81052-3	4	
9	BOLT, M5x12-5.8 HEX HEAD FULL THREAD ZINC	F81000-5	4	
10	NUT, M5-8 HEX ZINC	F81030-1	4	
11	WASHER, 8.4 EXTERIOR STAR LOCK	F81054-3	4	
12	BOLT, M8x20-8.8-B HEX HEAD FULL THREAD ZINC	F81002-4	4	
13	WASHER, 10.5 FLAT ZINC	F81055-1	21	
14	BOLT, M10x16-8.8 HEX HEAD FULL THREAD ZINC	F81003-13	3	
15	BOLT, M10x35-8.8 HEX HEAD FULL THREAD ZINC	F81003-17	2	
16	PLATE, DECAL PTD	506588-1	1	
17	BOLT, M10x25-8.8 HEX HEAD FULL THREAD ZINC	F81003-11	2	
18	NUT, M10-8-B HEX NYLON ZINC LOCK	F81033-1	10	
19	GROMMET, HEYCO WIRE	P04137	1	
20	CAP, 1086 DIA. 22.2 DIA. HOLE	093544	2	
21	BOLT, M10x125 8.8 CARRIAGE HEAD ZINC	F81003-34	4	
22	PUMP, AC.4KW 14.5L/MIN HYDRAULIC W/MOTOR	500958	1	
23	FITTING, #6-6(3/8"NPT)-3/8" ELBOW	P12708	1	
24	FITTING, 6SAE MALE - 1/4NPT FEMALE	014686	2	
25	FITTING, 1/4NPT MALE RUN TEE	P09141	1	
26	PLUG, TN 192-1/4NPT W/EXTERNAL THREAD	096221	1	
27	FITTING, 3/8JIC-1/4NPT 90L	015491	2	
28	BOLT, M10x30-5.8 HEX HEAD FULL THREAD ZINC	F81003-2	4	
29	MANIFOLD W/FILTER	P22683	1	
30	FITTING, (1/2"NPT)-3/8" ELBOW	P12707	2	
31	WASHER, Z 6.1 SPLIT LOCK ZINC	F81053-3	2	
32	BOLT, 1/4-20x1/2" HEX HEAD ZINC GRADE 2	F05005-15	2	
33	VALVE, MTKA.VB OIL FLOW CONTROL	093794	1	
34	PLATE, MTKA VALVE ZINC-PL. SPACER	094477-1	1	
35	WASHER, 6.4 FLAT ZINC	F81053-1	4	
36	BOLT, M6x45-8.8 HEX HEAD ZINC	F81001-6	2	
37	NUT, M6-8-B HEX NYLON ZINC LOCK	F81031-2	2	
38	WASHER, 22 COPPER	F81061-5	2	
39	FITTING, M22x1.5 / 1/4 - 18 NPT ZINC-PL. REDUCER	093139-1	2	
40	FITTING, VMNW10HS22	094486	1	
41	FITTING, PN10AFL 13-90 ELBOW	094485	1	
42	FITTING, 3/8JIC-1/4 NPT STRAIGHT	015560	1	
43	FITTING, 3/8 BARB TEE	015485	2	
44	CLAMP, 11/16 HOSE	061807	8	
45	FITTING, 1/4 NPT - 3/8 BARB	014685	1	
46	FITTING, 3/8JIC -3/8 O-RING	014687	1	
47	SWITCH, 2A 125V R-LEVER NO/NC/COM	014765	1	
48	COVER, HYDRAULIC CONTROL BOX	506587-1	1	
49	BOLT, M10x20-5.8 HEX HEAD FULL THREAD ZINC	F81003-1	2	
50	GROMMET, 55mm DIA. RUBBER	085614	2	

51	BOX, AC 4kW STARTER	089799 ¹	1	
	BOX, LT20 STARTER	093088 ²	1	
	BOX, LT20 STARTER - NORWAY	093088-2 ³	1	
52	FITTING, #6SAE 45 DEG. ELBOW	015489	*	
53	FITTING, #4SAE-#6SAE 45 DEG. ELBOW	015488	*	
54	FITTING, 3/8JIC -3/8 O-RING	014687	*	
55	FITTING, 1/4" JIC - 3/8" O-RING	P26284	*	
56	DECAL, 24H1-6 FOR 16-SECTION BOX	506589	1	
57	PLUG, 9/16-18 JIC HYDRAULIC VALVE	089647	*	

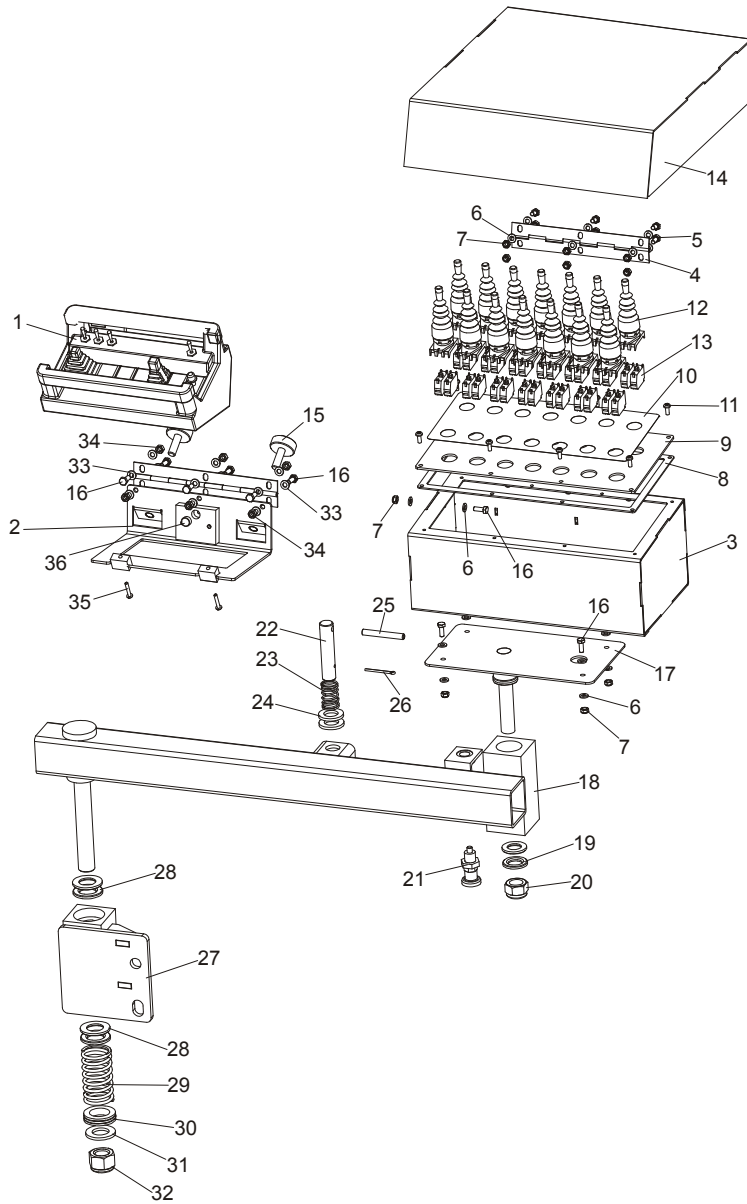
¹ Included in assembly #506446 (LT40/70)

² Included in assembly #506555 (LT20)

³ Included in assembly #506555 (LT20)

* Depends on hydraulic equipment configuration.

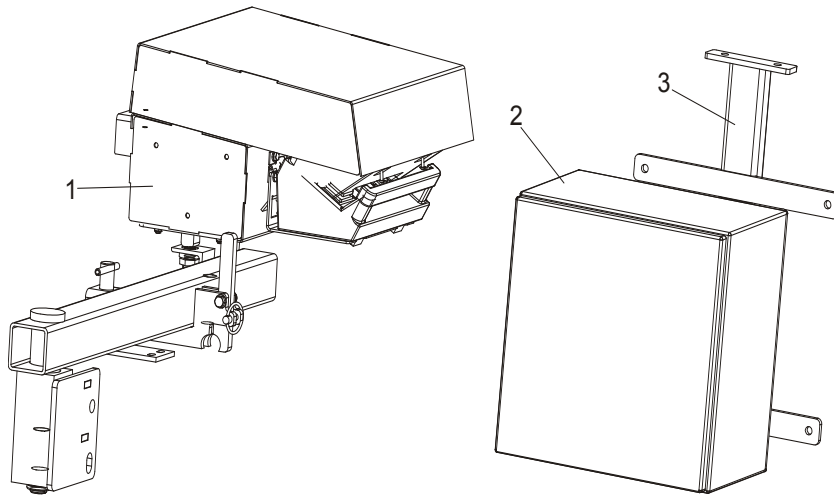
9.10 Hydraulic & Wireless Control Box



REF.	DESCRIPTION (◆ Indicates Parts Available In Assemblies Only)	PART#	QTY.
	BOX ASSEMBLY, LT70M SUPER HYDRAULIC CONTROL	096485	1
1	Box, LT70MAC Super Wireless Control	098917	1
1	Box, LT70MDC Super Wireless Control	097314	1
2	Box, Super Remote Control Box	099187-1	1
	Box, LT70M Super Hydraulic Control Complete	096999	1
3	Box, LT70M Super Hydraulic Control Box	097005-1	1
4	Hinge, Cover Zinc	088257-1	1
5	Bolt, M6x12mm Hex Head Zinc	F81001-7	6
6	Washer, M6, Flat, Zinc	F81053-1	23
7	Nut, M6, Nylon Hex Zinc Lock	F81031-2	13
8	Gasket, 9.5m Front Panel	089998	1
9	Panel Assembly, Hydraulic 9.5m Front	090356-1	1
10	Decal, Front Panel	095692	1

11	Bolt, #10-24x1/2 Ph Pan Hd, Type 23	F05015-17	8	
12	Joystick, PMJN8T3, 2-position	096928	14	
13	Contact, ZBE 101	087817	28	
14	Cover, LT70M Super Hydraulic & Wireless Control Box	096941-1	1	
15	Bumper	092839	1	
16	Bolt, M6x16-5.8 Hex Head Full Thread Zinc	F81001-15	13	
17	Support, LT70M Super Control Box	096489-1	1	
18	Arm, Control Box	096480-1	1	
19	Washer, 21 PN-83/M-82039	F81059-21	4	
20	Nut, M20, Nylon Hex Zinc Lock	F81037-2	1	
21	Pin, Outrigger Detent	090197	1	
22	Pin, Outrigger Pull	087012-1	1	
23	Spring, 21x38x2 Zinc	087040	1	
24	Washer, 21 Flat Zinc	F81059-2	2	
25	Pin, 8x65 Roll Zinc	F81046-1	1	
26	Pin, 4x25 Cotter	F81043-2	1	
27	Bracket, Control Box	096690-1	1	
28	Washer, 25 PN-83/M-82039	F81059-22	4	
29	Spring, 40x80x4,5 Zinc	093435	1	
30	Bearing, 51106 Thrust	097274	1	
31	Washer, 25 Flat Zinc	F81061-3	1	
32	Nut, M24-8 Zinc Lock	F81039-8	1	
33	Washer, 6.4 Flat Zinc	F81053-1	12	
34	Nut, M6-8 Hex Zinc	F81031-1	6	
35	Magnet, Orange Painted	S10519-1	1	

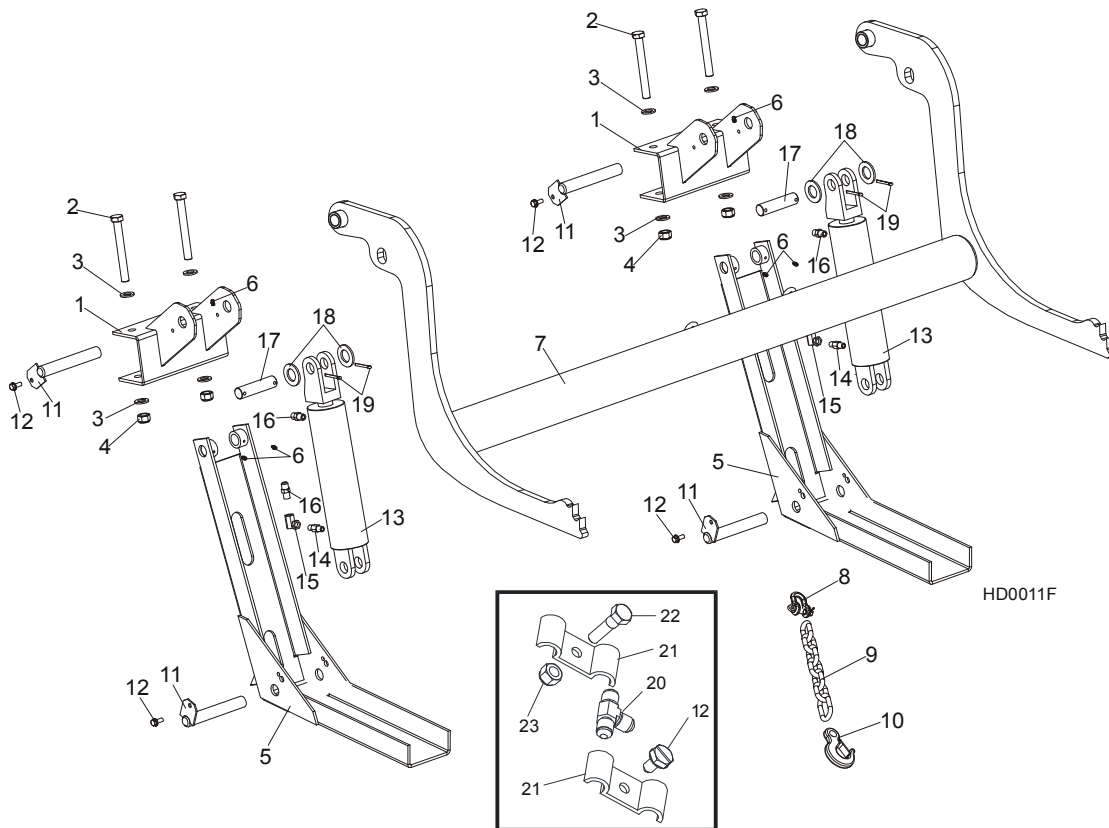
9.11 Wireless Control Assembly (Option)



70_007a

REF.	DESCRIPTION (◆ Indicates Parts Available In Assemblies Only)	PART#	QTY.
1	BOX ASSEMBLY, LT70M SUPER HYDRAULIC CONTROL	096999	1
2	ELECTRIC BOX, WIRELESS CONTROL	096989	1
3	BRACKET, WIRELESS CONTROL ELECTRIC BOX	096930-1	1

9.12 Hydraulic Log Loader, S/M Frame



REF.	DESCRIPTION (◆ Indicates Parts Available In Assemblies Only)	PART #	QTY.
	LOADER KIT, HYDRAULIC LOG, S/M FRAME	092863	1
1	Bracket, Hydraulic Log Loader	087938-1	1
2	Bolt, M16x140-8.8 Hex Head Zinc	F81006-4	4
3	Washer, 17 Flat Zinc	F81058-1	8
4	Nut, M16-8 Hex Nylon Zinc Lock	F81036-2	4
5	Channel, Hydraulic Log Loading Foot Complete	090049	2
6	Fitting, 3/16x3/16 Straight Grease	P04107	6
7	Arm, Hydraulic Log Loading Complete	090044	1
8	Shackle, M-WL. .63	086540	1
9	Chain, Hydraulic Log Loader Safety	A04376	1
10	Hook, 5/8 Safety Chain	P12075	1
11	Pin, Turner Arm	W09446-1	4
12	Screw, 5/16-18x3/4 Self-Tapping	F05015-30	4
	Cylinder Assy, Log Loading Super	015562	2
13	CYLINDER, CJ-S95-16-70/32/203 HYDRAULIC	088680	1
14	Fitting, 1/4NPT Velocity Fuse 5.0GPM	015750	2
15	Fitting, 1/4NPT-1/4JIC Swivel Elbow	P12199	2
16	Fitting, 3/8JIC-1/4NPT Straight	015560	4
17	Pin, Cylinder Hydraulic	086979-1	2
18	Washer, 28 Flat Zinc	F81061-1	4
19	Pin, 5x40 Cotter	F81043-31	4

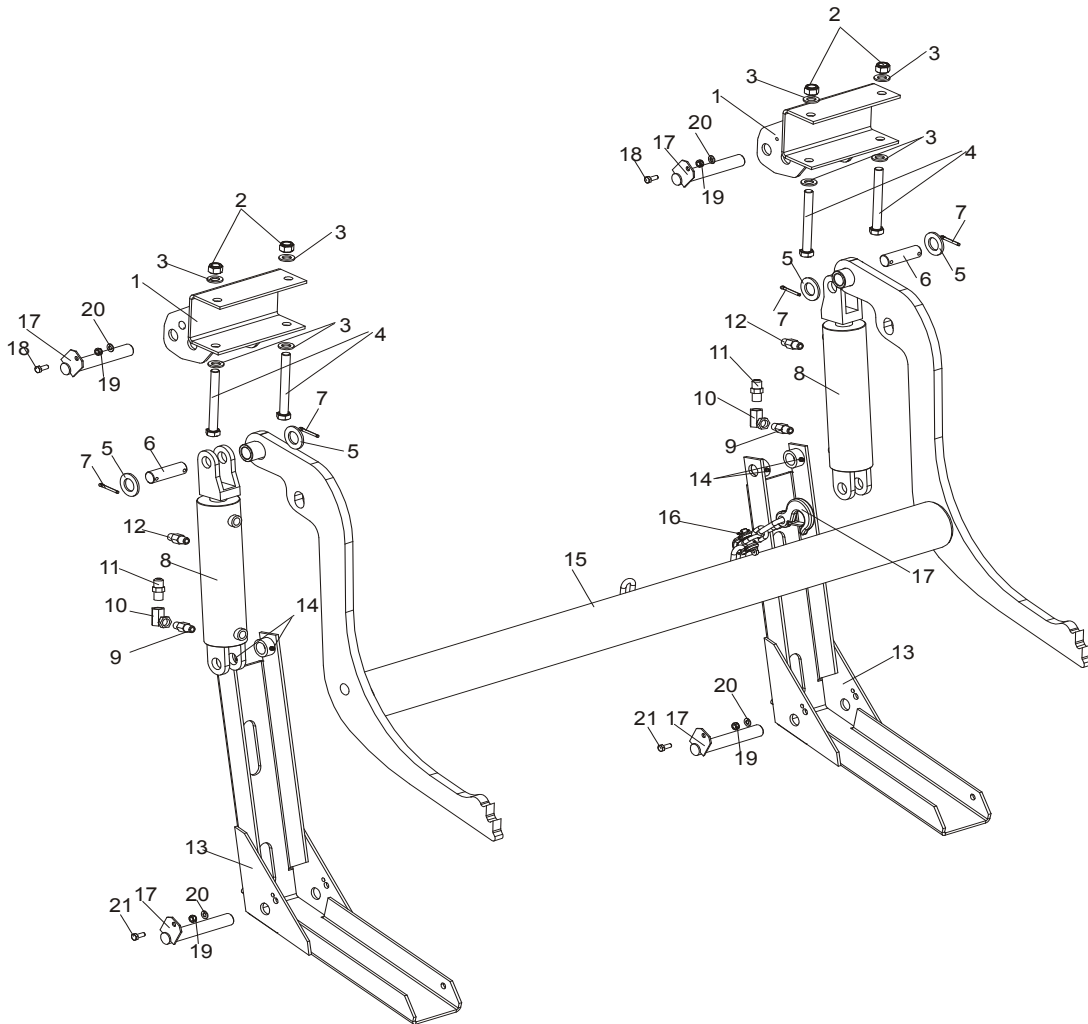


HYDRAULIC SYSTEM

Hydraulic Log Loader, S/M Frame

20	Fitting, 3/8 Barb Tee	015485	1	
21	Clamp, 3/8 Hose	016041	2	
22	Bolt, 5/16-18x1 Hex Head Zinc Grade 2	F05006-1	1	
23	Nut, 5/16-18 Nylon Zinc Lock	F05010-58	1	

9.13 Hydraulic Log Loader for "M" Super Frames



REF.	DESCRIPTION (◆ Indicates Parts Available In Assemblies Only)	PART #	QTY.
	LOG LOADER, "M" SUPER FRAME	500750	1
1	BRACKET, LOG LOADER ("M" SUPER FRAME)	500747-1	2
2	NUT, M16-8 HEX NYLON ZINC LOCK	F81036-2	4
3	WASHER, 17 SPLIT LOCK ZINC	F81058-1	8
4	BOLT, M16X140 HEX HEAD ZINC	F81006-4	4
5	WASHER, 28 FLAT ZINC	F81061-1	4
6	PIN, HYDRAULIC CYLINDER ZINC-PLATED	086979-1	2
7	PIN, S-Fe 5x40 PN-M/82001 COTTER	F81043-31	4
	LOG LOADER CYLINDER	015562	2
8	CYLINDER, CJ-S95-16-70/32/203 HYDRAULIC	088680	1
9	FITTING, 1/4NPT VELOCITY FUSE 4.0GPM	015750	2
10	FITTING, 1/4NPT-1/4JIC SWIVEL ELBOW	P12199	2
11	FITTING, 3/8JIC-1/4NPT STRAIGHT	015560	2
12	FITTING, 3/8JIC-1/4NPT STRAIGHT	015560	2
	COMPLETE LOG LOADER FOOT, 9.5 M FRAME	090049	2
13	FOOT WELDMENT, LOG LOADER PTD (9.5 M FRAME)	090048-1	2

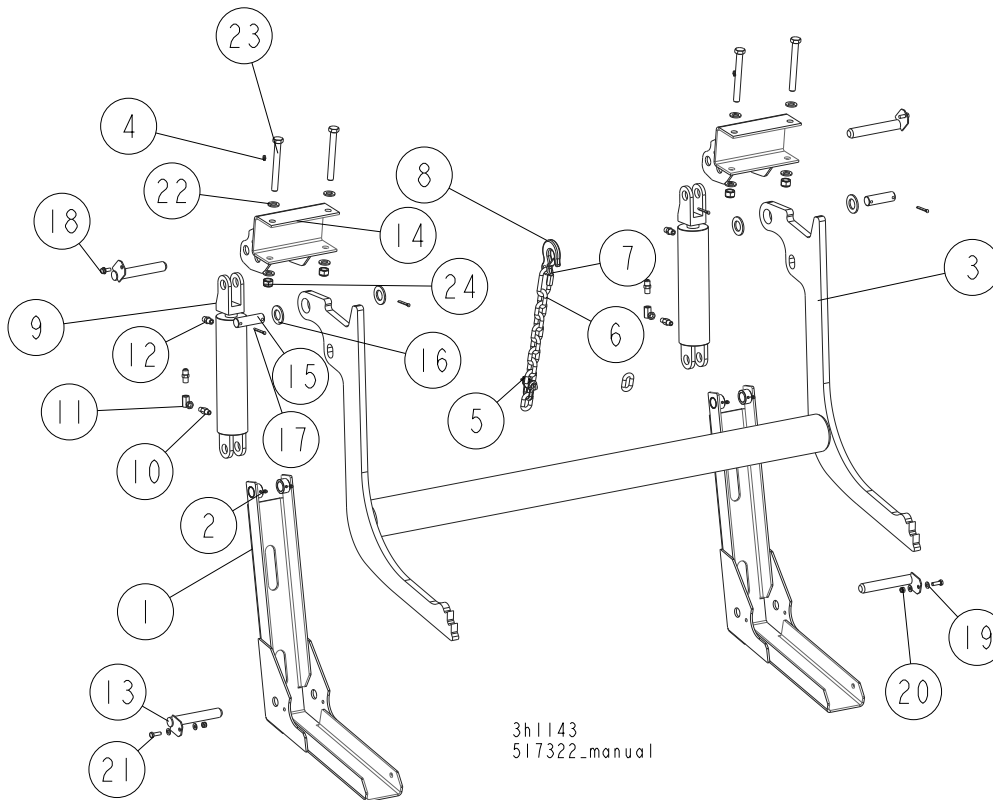


HYDRAULIC SYSTEM

Hydraulic Log Loader for "M" Super Frames

14	FITTING, 3/16X3/16 STRAIGHT GREASE	P04107	4	
	LOG LOADER ARM, "M" SUPER FRAME	500758	1	
15	LOG LOADER WELDMENT, 9.5 M FRAME	090006-1	1	
16	SHACKLE, M-D .63 PN-92/W-89180	086540	1	
17	CHAIN W/HOOK	500756	1	
18	SCREW, 5/16-18 x 3/4 SELF-TAPPING	F05015-30	2	
19	WASHER, 8.4 FLAT ZINC	F81054-1	4	
20	NUT, M8 8 HEX NYLON ZINC LOCK	F81032-2	4	
21	BOLT, M8X20 8.8 HEX HEAD FULL THREAD ZINC	F81002-4	2	

9.14 Hydraulic Log Loader, Extended for "S", "M" and "M Super" Frames with 2.5 t. and 2.6 t. trailer

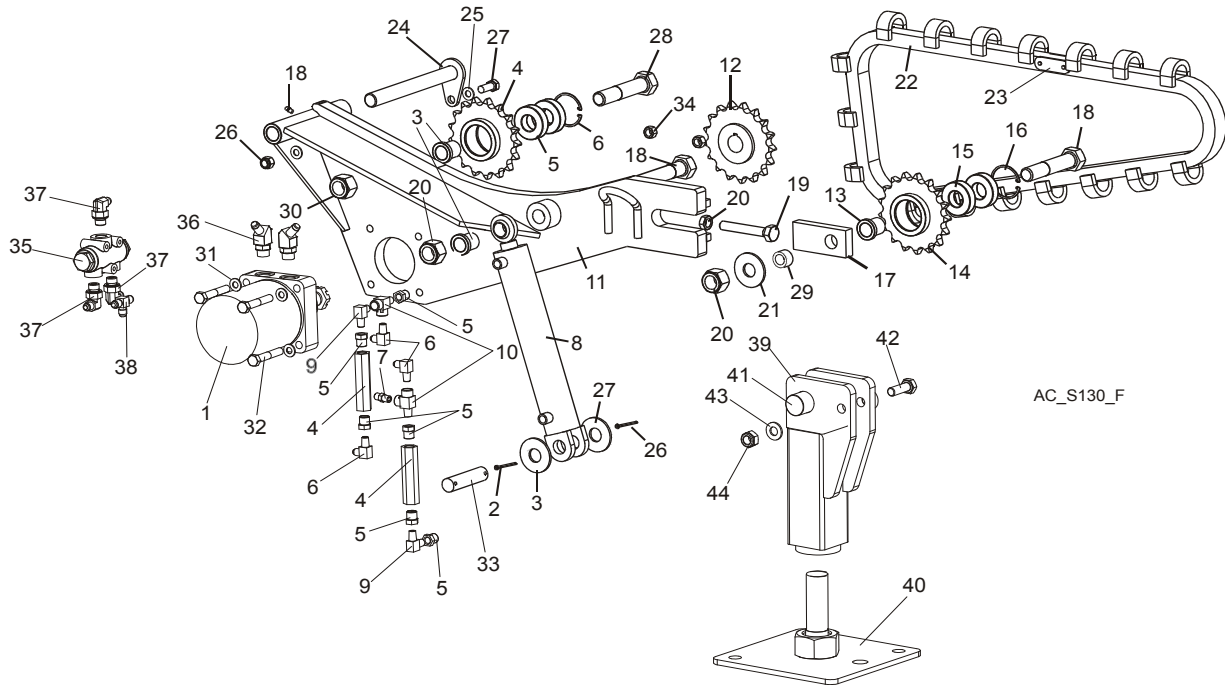


REF	DESCRIPTION (◆ Indicates Parts Available In Assemblies Only)	PART #	QTY.
	LOG LOADER, "M" "S" SUPER FRAME, EXTENDED, COMPLETE	517322	1
	LOG LOADER, EXTENDED, COMPLETE	517326	2
1	LOG LOADER, EXTENDED, PTD.	517323-1	1
2	FITTING, 3/16X3/16 STRAIGHT GREASE	P04107	2
	LOG LOADER, EXTENDED, COMPLETE	517327	1
3	LOG LOADER, EXTENDED, PTD.517322*	517329-1	1
4	FITTING, 3/16X3/16 STRAIGHT GREASE	P04107	2
5	SHACKLE, M-D .63	086540	1
	CHAIN, TRANSPORT, EXTENDED LOG LOADER, COMPLETE	517332	1
6	CHAIN, LINKS N-10X35 - 8 LINKS, PTD	517333-1	1
7	CARABINER 10	100767	1
8	HOOK, 5/8 SAFTEY CHAIN	P12075	1
	CYLINDER ASSY, LOG LOADING SUPER	015562	2
9	CYLINDER, CJ-S95-16-70/32/203 HYDRAULIC	088680	1
10	FITTING, 1/4NPT VELOCITY FUSE 5.0GPM	015750	1
11	FITTING, 1/4NPT-1/4JIC SWIVEL ELBOW	P12199	1
12	FITTING, 3/8JIC-1/4NPT STR	015560	2
13	PIN WELDMENT, LOADER PTD	099127-1	4

9 HYDRAULIC SYSTEM

REF	DESCRIPTION (◆ Indicates Parts Available In Assemblies Only)	PART #	QTY.	
14	BRACKET, LOG LOADER, FRAME S/M/SUPER	500747-70	2	
15	PIN, HYDRAULIC CYLINDER ZINC-PLATED	086979-1	2	
16	WASHER 28 FE/ZN5	F81061-1	4	
17	PIN, 5 X 40 COTTER	F81043-31	4	
18	BOLT, 5/16-18 X 3/4 SELF TAP	F05015-30	2	
19	WASHER, 8.4 FLAT ZINC	F81054-1	4	
20	NUT, M8-8-B HEX NYLON ZINC LOCK	F81032-2	2	
21	BOLT, M8X25-8.8-B HEX HEAD FULL THREAD Z	F81002-5	2	
22	WASHER, 17 FLAT ZINC	F81058-1	8	
23	BOLT, M16X140MM,HEX HEAD,GRADE 8.8 ZINC	F81006-4	4	
24	NUT, M16,HEX, NYLON ZINC LOCK	F81036-2	4	

9.15 Hydraulic Log Turner



REF.	DESCRIPTION (◆ Indicates Parts Available In Assemblies Only)	PART #	QTY.
	CHAIN LOG TURNER - COMPLETE	505614	1
1	MOTOR, TG0475US080AABP HYDRAULIC	007331	1
2	PIN, S-Fe 5x40 COTTER	F81043-31	2
3	WASHER, 28 FLAT ZINC	F81061-1	2
	CYLINDER W/VALVE & FITTINGS	515892	1
4	VALVE, SIDE SUPPORT SEQUENCE	015484	2
5	FITTING, 3/8" NPT X 1/4" NPT REDUCER	015490	6
6	FITTING, 3/8JIC-1/4NPT 90L	015491	3
7	FITTING, 3/8JIC-1/4NPT STRAIGHT	015560	1
8	CYLINDER, 2X10 ROD END WELDED 16"	034267	1
9	FITTING, 1/4NPT MALE PIPE ELBOW	P09140	2
10	FITTING, 1/4NPT MALE RUN TEE	015486	2
	CHAIN TURNER - METRIC	095660	1
11	PLATE WELDMENT, CHAIN LOG TURNER	095662-1	1
12	SPROCKET, CHAIN TURNER	092339	1
13	BUSHING, CHAIN TURNER	095663-1	3
	SPROCKET, CHAIN TURNER - COMPLETE	092399	2
14	SPROCKET W/HUB	093290	1
15	BEARING, 6206 25	093292	2
16	RING, W62 INSIDE RETAINING	F81090-1	1
17	PLATE, CHAIN TENSION	095664-1	1
18	FITTING, M6 TYPE A STRAIGHT GREASE	086280	1
19	BOLT, M16x100-8.8 HEX HEAD FULL THREAD ZINC	F81006-2	1
20	NUT, M16-5.8 HEX ZINC	F81036-1	1
21	WASHER, 25X63 ZINC-PLATED	088585-1	1

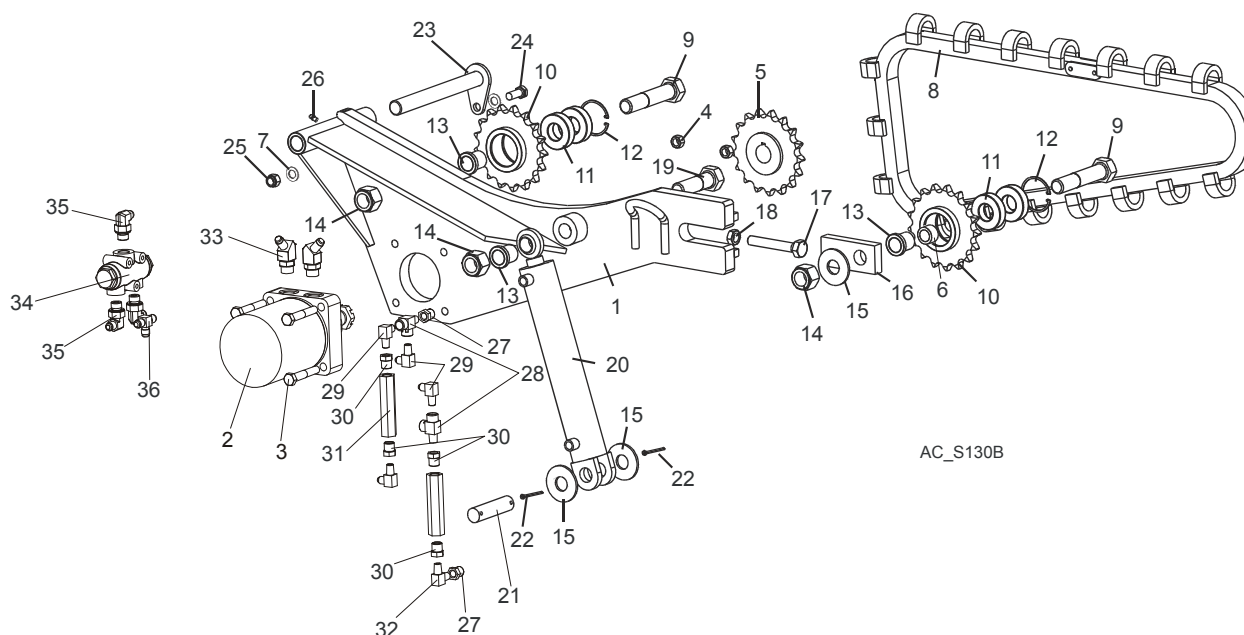


HYDRAULIC SYSTEM

Hydraulic Log Turner

22	CHAIN, LOG TURNER	093423	1	
23	LINK, MASTER	093427	1	
24	PIN WELDMENT, TURNER MOUNT - COMPLETE	095666-1	1	
25	WASHER, 10.5 FLAT ZINC	F81055-1	2	
26	NUT, M10-8-B HEX NYLON ZINC LOCK	F81033-1	1	
27	BOLT, M10x35-8.8 HEX HEAD FULL THREAD ZINC	F81003-17	1	
28	BOLT, M24x120-8.8 HEX HEAD	F81009-4	3	
29	BUSHING, CHAIN TURNER	095643-1	1	
30	NUT, M24-8-A HEX NYLON ZINC LOCK	F81039-8	3	
31	WASHER, Z12.2 SPLIT LOCK ZINC	F81056-2	4	
32	BOLT, M12x75-8.8 HEX HEAD ZINC	F81004-21	4	
33	PIN, HYDRAULIC CYLINDER ZINC-PLATED	086979-1	1	
34	NUT, M12-8-B HEX ZINC	F81034-1	4	
	OIL FLOW DIVIDER W/FITTINGS	094383	1	
35	DIVIDER, MTD A 08-016M 1/2 / 1/2 OIL FLOW	088191	1	
36	FITTING, #10SAE-3/8JIC 45 ELBOW	034538	2	
37	FITTING, 90 18X1.5 9/16-18 JIC ELBOW	089992	3	
38	FITTING, 3/8JIC TEE	015487	1	
	SUPPORT, LOG TURNER - COMPLETE	099975	1	
39	TURNER SUPPORT UPPER PART	099932-1	1	
40	TURNER SUPPORT LOWER PART (ZINC-PLATED)	099969-1	1	
41	PIN WELDMENT, TURNER SUPPORT MOUNT (ZINC-PLATED)	099970-1	1	
42	BOLT, M10x30-5.8 HEX HEAD FULL THREAD ZINC	F81003-2	1	
43	WASHER, 10.5 FLAT ZINC	F81055-1	1	
44	NUT, M10-8-B HEX NYLON ZINC LOCK	F81033-1	1	

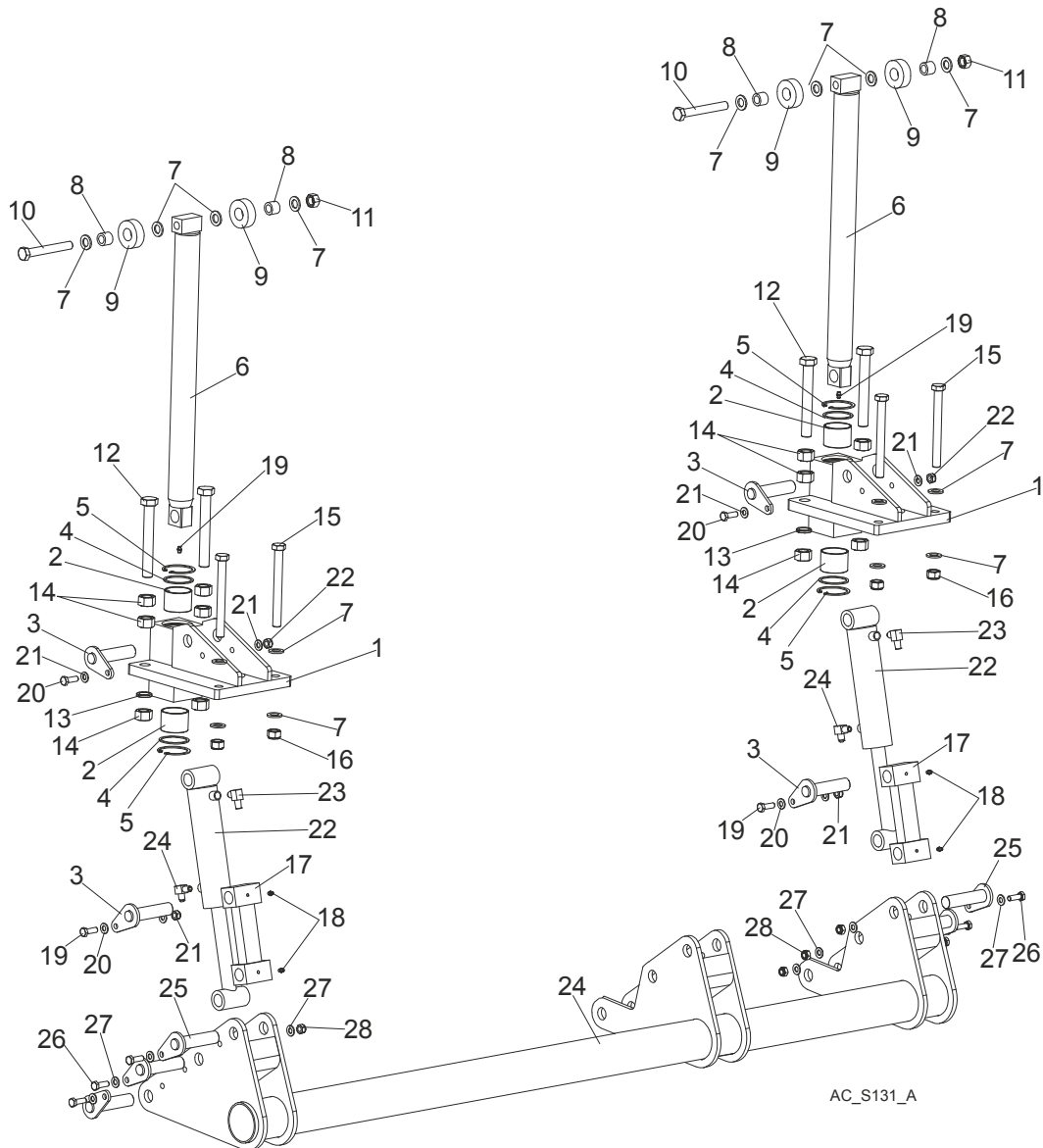
9.16 Hydrauliczny obracak kłody



L.P.	OPIS (◆ wskazuje części dostępne jedynie w zespołach)	NR KAT.	SZT.
	OBRACAK KŁODY ŁAŃCUCHOWY - KOMPLETNY	095660	1
1	Ramię spawane hydraulicznego obracaka kłody	095662-1	1
2	Silnik hydrauliczny MB29-02-08-AABP	018741	1
3	Śruba, M12x75-8.8 -Fe/Zn5 PN-M/82101	F81004-21	4
4	Nakrętka, M12-8-B Fe/Zn5 PN-M82144	F81034-1	4
5	Koło łańcuchowe napędowe obracaka (spawane)	092339	1
6	Tulejka	095643-1	1
7	Podkładka okr. 10,5 Fe/Zn5 PN-78/M-82005	F81055-1	2
8	Łańcuch spawany hydraulicznego obracaka kłody	093423	1
	Wypust, łańcuch spawany obracaka hydraulicznego	093425	17
	Łańcuch obracaka, #2080	093412	1
	Zapinka do łańcucha, #2080H	093427	1
9	Śruba, M24x120-8.8 - PN-EN 24014	F81009-4	2
	Zespół koła łańcuchowego napinającego	092399	2
10	Koło łańcuchowe napinające (spawane)	093290	1
11	Łożysko 6206 25	093292	2
12	Pierścień osadczy wewnętrzny 62W PN-M/85111	F81090-1	1
13	Tuleja dystansowa koła łańcuchowego napinającego	095663-1	3
14	Nakrętka sam. M24-8-A-Fe/Zn5 PN-85/M-82175	F81039-8	3
15	Podkładka 25x63 - cynkowana	088585-1	3
16	Płytki, napinacz łańcucha obracaka kłody	095664-1	1
17	Śruba, M16x100-8.8-Fe/Zn5 PN-M/82105	F81006-2	1
18	Nakrętka, M16-5.8 -Fe/Zn5 PN-M/82144	F81036-1	1
19	Śruba, M24x120 -8.8- PN-EN 24014	F81009-4	1
20	Cylinder hydrauliczny, CJ-S389-16-50/2	095665	1
21	Sworzeń cylindra hydraulicznego, cynkowany	086979-1	1
22	Zawlecza S-Zn 5x40 PN-M/82001	F81043-31	2
23	Sworzeń mocujący obracaka kłody (spawany)	095666-1	1

24	Śruba, M10x35-8.8 Fe/Zn5 PN-M/82105	F81003-17	1	
25	Nakrętka z wkł. M10-8-B -Fe/Zn PN-M82175	F81033-1	1	
26	Smarownicza prosta M6 TYP A PN-M/86002	086280	1	
	Oprzyrządowanie siłownika obracaka łańcuchowego	094383	1	
27	Złączka redukcyjna 3/8NPT na 1/4NPT	015490	2	
28	Trójnik (na wpust) C3759X4	P09141	2	
29	Złączka 3/8JIC-1/4NPT 90L	015491	4	
30	Złączka redukcyjna 3/8NPT na 1/4NPT	015490	6	
31	Zawór sekwencyjny opory bocznej	015484	2	
32	Złączka kolankowa 90° Nr C3529X4	P09140	1	
33	Króciec 3/8"	034538	2	
34	Dzielnik strumienia oleju, MTDA O8-016M 1/2 / 1/2	088191	1	
35	Złączka kolankowa 90 18x1.5 9/16-18 JIC	089992	3	
36	Trójnik 3/8JIC	015487	1	

9.17 Hydraulic Log Side Supports (for Stationary Sawmills)



REF.	DESCRIPTION (◆ Indicates Parts Available In Assemblies Only)	PART#	QTY.
	SUPPORT, AHS/DHS STATIONARY VERTICAL SIDE COMPLETE	519258	1
	SUPPORT, STATIONARY VERTICAL LOG SIDE	508957	2
1	Mount Weldment, LT70/300 Vertical Side Support Upper	508958-1	1
2	Bushing, 5040BS Non-Greasable	088660	2
3	Pin Weldment, Vertical Side Support Zinc-Plated	091197-1	2
4	Ring, LT70/300 Vertical Side Support Zinc-Plated	094004-1	2
5	Ring, 62W Inside Retaining	F81090-1	2
6	Rod Weldment, LT70/300 Vertical Side Support Complete	094011-1	1
7	Washer, 17 Flat Zinc	F81058-1	12
8	Bushing, LT70/300 Vertical Side Support Bronze	094012	2
9	Roller, LT70/300 Vertical Side Support Zinc-Plated	094013-1	2
10	Bolt, M16x120 -8.8 Hex Head Zinc	F81006-25	1
11	Nut, M16-5.8 Hex Zinc	F81036-1	1
12	Bolt, ISO 4017 M20x150 8.8 Zinc-Plated	F81007-3	2

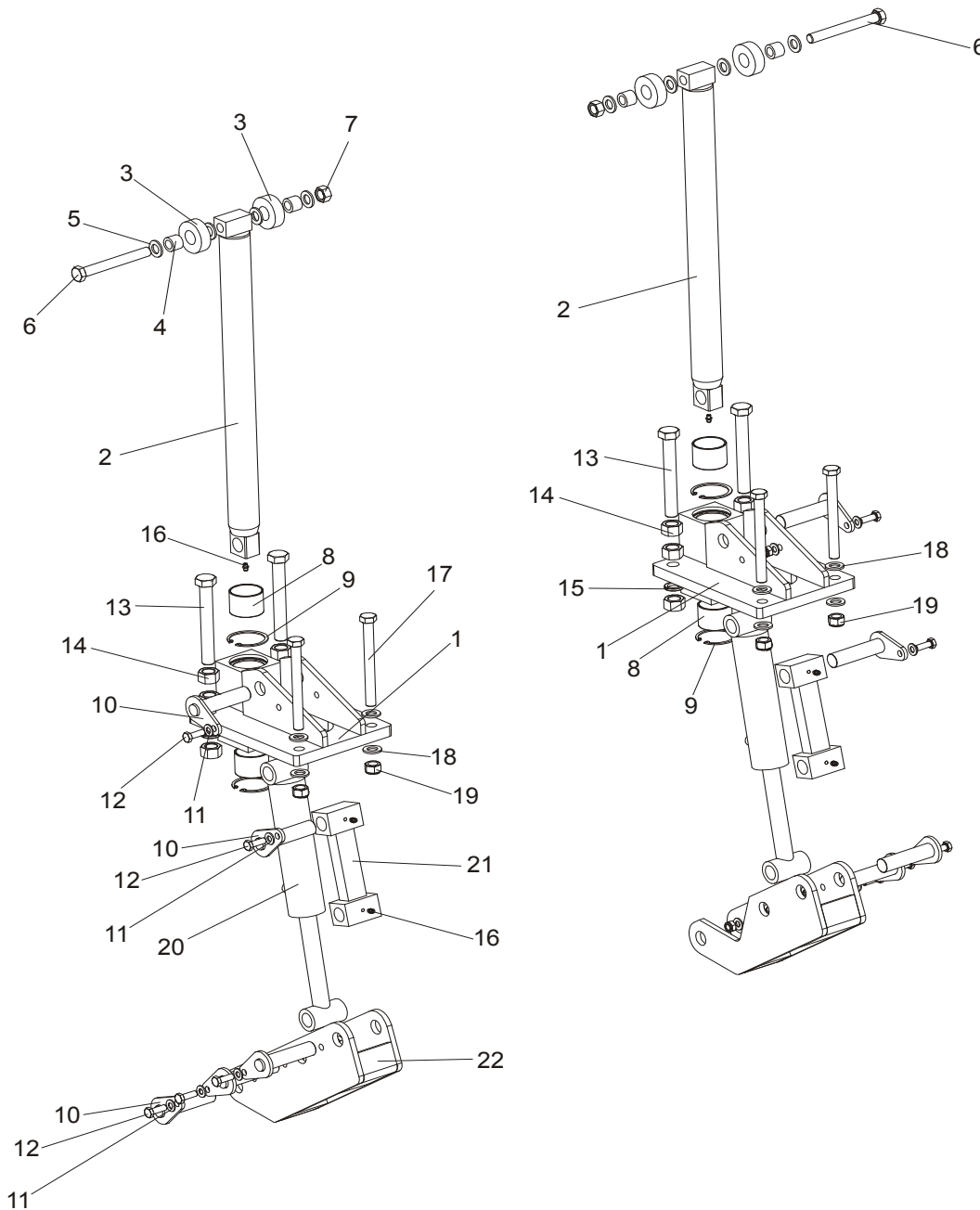


HYDRAULIC SYSTEM

Hydraulic Log Side Supports (for Stationary Sawmills)

13	Washer, 20.5 Split Lock Zinc	F81059-1	2	
14	Nut, M20-8 Hex Zinc	F81037-1	6	
15	Bolt, M16x160 -8.8 Hex Head Zinc	F81006-20	2	
16	Nut, M16-8 Hex Nylon Zinc Lock	F81036-2	2	
17	Link Weldment, LT300 Vertical Side Support	094016-1	1	
18	Fitting, M6 Grease	086280	3	
19	Bolt, M10x30-5.8 Hex Head Full Thread Zinc	F81003-2	2	
20	Washer, 10.5 Flat Zinc	F81055-1	4	
21	Nut, M10-8-B Nylon Hex Zinc Lock	F81033-1	2	
22	Cylinder, 28/150 1/4 NPT Port Hydraulic	094002	1	
23	Fitting, 3/8JIC-1/4NPT 90L	015491	2	
24	Mount Weldment, AHS/DHS Vertical Side Support Lower	519257-1	1	
25	Pin Weldment, Vertical Side Support Zinc-Plated	091197-1	6	
26	Bolt, M10x30-5.8 Hex Head Full Thread Zinc	F81003-2	6	
27	Washer, 10.5 Flat Zinc	F81055-1	12	
28	Nut, M10-8-B Nylon Hex Zinc Lock	F81033-1	6	

9.18 Hydraulic Log Side Supports (for Mobile Sawmills)



REF.	DESCRIPTION (◆ Indicates Parts Available In Assemblies Only)	PART #	QTY.
	SUPPORT, LT70/300 VERTICAL LOG SIDE (2)	094388	
1	Mount Weldment, LT70/300 Vertical Side Support Upper	508958-1	1
2	Rod Weldment, LT70/300 Vertical Side Support Complete	094011-1	1
3	Roller, LT70/300 Vertical Side Support Zinc-Plated	094013-1	2
4	Bushing, LT70/300 Vertical Side Support Bronze	094012	2
5	Washer, 17 Flat Zinc	F81058-1	4
6	Bolt, M16x140-8.8 Hex Head Zinc	F81006-4	1
7	Nut, M16-5.8 Hex Zinc	F81036-1	1
8	Bushing, 5040BS Non-Greasable	088660	1
9	Ring, 62W Inside Retaining	F81090-1	2

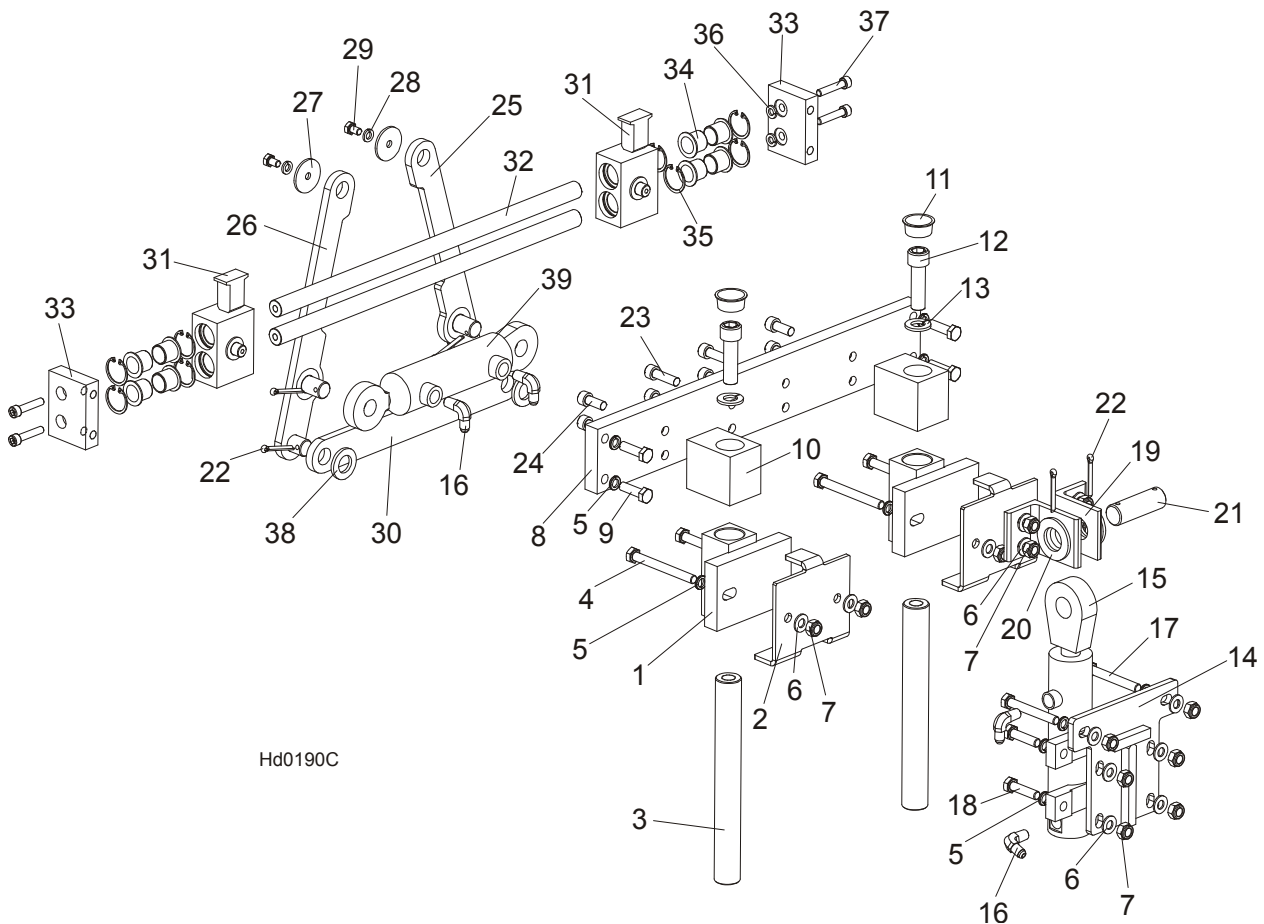


HYDRAULIC SYSTEM

Hydraulic Log Side Supports (for Mobile Sawmills)

10	Pin Weldment, Vertical Side Support Zinc-Plated	091197-1	5	
11	Washer, 10.5 Flat Zinc	F81055-1	5	
12	Bolt, M10x30-5.8 Hex Head Full Thread Zinc	F81003-2	5	
13	Bolt, ISO 4017 M20x150 8.8 Zinc-Plated	F81007-3	2	
14	Nut, M20-8 Hex Zinc	F81037-1	6	
15	Washer, 20.5 Split Lock Zinc	F81059-1	2	
16	Fitting, M6 Grease	086280	2	
17	Bolt, M16x160 -8.8 Hex Head Zinc	F81006-20	2	
18	Washer, 17 Flat Zinc	F81058-1	4	
19	Nut, M16-8 Hex Nylon Zinc Lock	F81036-2	2	
20	Cylinder, 28/150 1/4 NPT Port Hydraulic	094002	1	
21	Link Weldment, LT300 Vertical Side Support	094016-1	1	
22	Mount Weldment, LT300 Vertical Side Support Lower	094387-1	1	
	SUPPORT, LT70/300 VERTICAL LOG SIDE	094010		
1	Mount Weldment, LT70/300 Vertical Side Support Upper	508958-1	1	
2	Rod Weldment, LT70/300 Vertical Side Support Complete	094011-1	1	
3	Roller, LT70/300 Vertical Side Support Zinc-Plated	094013-1	2	
4	Bushing, LT70/300 Vertical Side Support Bronze	094012	2	
5	Washer, 17 Flat Zinc	F81058-1	4	
6	Bolt, M16x140-8.8 Hex Head Zinc	F81006-4	1	
7	Nut, M16-5.8 Hex Zinc	F81036-1	1	
8	Bushing, 5040BS Non-Greasable	088660	1	
9	Ring, 62W Inside Retaining	F81090-1	2	
10	Pin Weldment, Vertical Side Support Zinc-Plated	091197-1	5	
11	Washer, 10.5 Flat Zinc	F81055-1	5	
12	Bolt, M10x30-5.8 Hex Head Full Thread Zinc	F81003-2	5	
13	Bolt, ISO 4017 M20x150 8.8 Zinc-Plated	F81007-3	2	
14	Nut, M20-8 Hex Zinc	F81037-1	6	
15	Washer, 20.5 Split Lock Zinc	F81059-1	2	
16	Fitting, M6 Grease	086280	2	
17	Bolt, M16x160 -8.8 Hex Head Zinc	F81006-20	2	
18	Washer, 17 Flat Zinc	F81058-1	4	
19	Nut, M16-8 Hex Nylon Zinc Lock	F81036-2	2	
20	Cylinder, 28/150 1/4 NPT Port Hydraulic	094002	1	
21	Link Weldment, LT70/300 Vertical Side Support	094016-1	1	
22	Mount Weldment, LT70/300 Vertical Side Support Lower	094387-1	1	

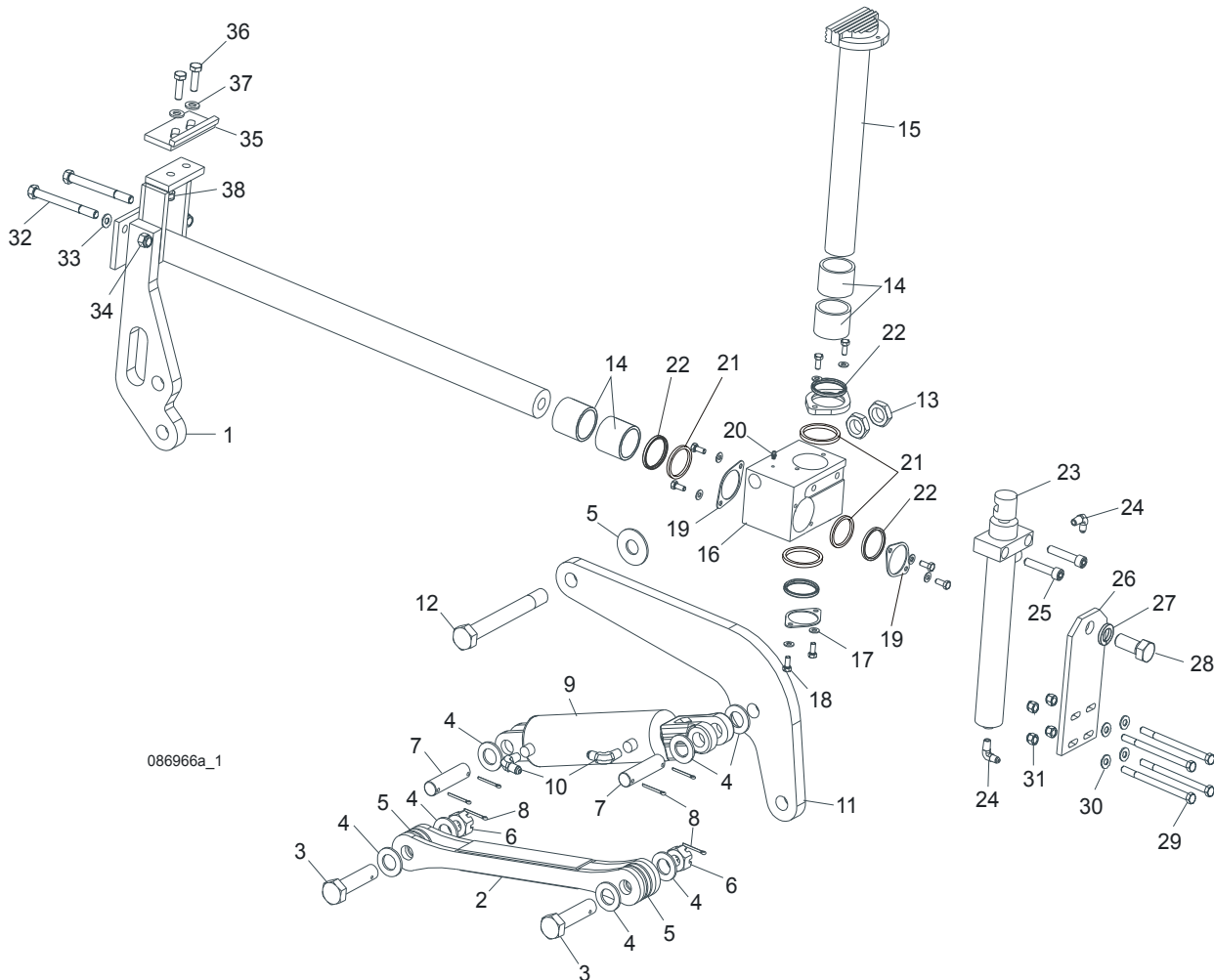
9.19 Hydraulic Log Clamp, Front



REF	DESCRIPTION (◆ Indicates Parts Available In Assemblies Only)	PART#	QTY.
	HYDRAULIC LOG CLAMP ASSEMBLY (LEFT)	095651	1
1	Block Weldment, Log Clamp Up/Down Painted	090545-1	2
2	Bracket, Log Clamp Mount Painted	095647-1	2
3	Pin, Log Clamp Up/Down	088631	2
4	Bolt, M10x95-8.8-B Hex Head Zinc	F81003-71	4
5	Washer, 10.2 Split Lock Zinc	F81055-2	14
6	Washer, 10.5 Flat Zinc	F81055-1	14
7	Nut, M10-8-B Hex Nylon Zinc Lock	F81033-1	14
8	Beam, Log Clamp Main Zinc-plated	094115-1	1
9	Bolt, M10x35-8.8 Hex Head Full Thread Zinc	F81003-17	4
10	Block, Log Clamp Up/Down Painted	094124-1	2
11	Plug, M33 Thread #12428	089839	2
12	Screw, M16x55-8.8 Hex Socket Head Cap Zinc	F81006-18	2
13	Washer, 16.3 Split Lock Zinc	F81058-2	2
14	Plate Weldment, Hydraulic Cylinder Mounting Painted	094094-1	1
15	Cylinder, CJ7F-16/40/22 + UE2-40W Hydraulic	091346	1
16	Fitting, 90° Male Elbow	P09142	4
17	Bolt, M10x75-8.8 Hex Head Zinc	F81003-15	2
18	Bolt, M10x40-8.8 Hex Head Full Thread Zinc	F81003-16	4
19	Bracket, Hydraulic Cylinder Mounting Painted	094127-1	2
20	Washer, 28 Flat Zinc	F81061-1	2

21	Pin, 25x75 Zinc-plated	088659-1	1	
22	Pin, S-Zn 5x40 Cotter Zinc	F81043-31	4	
23	Screw, M10x35 8.8 Hex Socket Head Cap Zinc	F81003-56	4	
24	Screw, M10x25 8.8 Hex Socket Head Cap Zinc	F81003-32	4	
25	Link, Log Clamp In/Out Side Zinc-plated (1)	094097-1	1	
26	Link, Log Clamp In/Out Side Zinc-plated (2)	094099-1	1	
27	Washer, Zinc-plated Spacer	094128-1	1	
28	Washer, 8.2 Split Lock Zinc	F81054-4	2	
29	Bolt, M8x12-8.8 Hex Head Full Thread Zinc	F81002-6	2	
30	Arm, Log Clamp In/Out Zinc-plated	094092-1	1	
31	Jaw Weldment, Log Clamp Zinc-plated	094120-1	2	
32	Rod, Log Clamp Jaw Guide	094116	2	
33	Plate, Locking Zinc-plated	094117-1	2	
34	Bushing, JFM-2023-21 Flanged	094113	8	
35	Ring, W 31 Inside Retaining	F81090-15	8	
36	Washer, 8.2 Split Lock Zinc	F81054-4	4	
37	Screw, M8x40-8.8 Hex Socket Head Cap Zinc	F81002-29	4	
38	Washer, 21 Flat Zinc	F81059-2	2	
39	Cylinder SJ2F-16-40/22/80 Hydraulic	093880	1	

9.20 Hydraulic Log Clamp

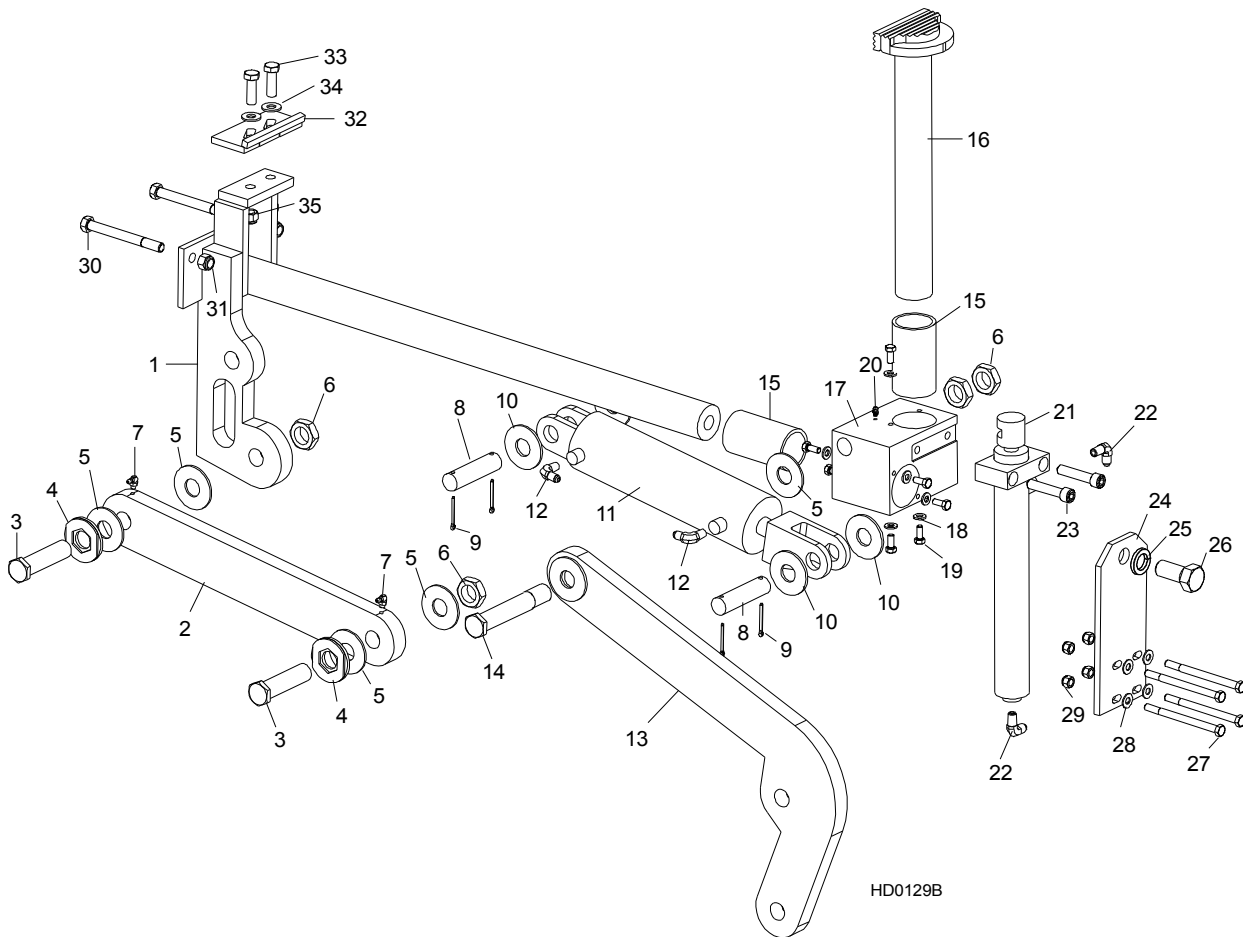


REF	DESCRIPTION (◆ Indicates Parts Available In Assemblies Only)	PART #	QTY.
	LOG CLAMP ASSEMBLY, TWO-PLANE	088658	1
1	Rod Weldment, Log Clamp Slide Painted	086967-1	1
2	Arm Weldment, Hydraulic Clamp Link Painted	086963-1	1
3	Pin, B 24x95/85 Clevis Zinc	F81049-2	1
4	Washer, 25 Flat Zinc	F81061-3	8
5	Washer, 25x63 Zinc-Plated	088585-1	5
6	Nut, M20-8-3 Hex Slotted Castle Zinc	F81037-3	2
7	Pin, Hydraulic Cylinder Zinc-Plated	086979-1	2
8	Pin, 6.3x45 Cotter Zinc	F81045-2	6
9	Cylinder, CJ-S96-16-70/32/178 Hydraulic	088589	1
10	Fitting, 90° Male Elbow	P09142	2
11	Arm, Hydraulic Log Clamp Link Painted	086974-1	1
12	Bolt, M24x217/39 -8.8-B Hex Head Zinc	088586-1	1
13	Nut, M24 -04-B Hex Thin Zinc	F81039-3	2
14	Bushing, 5040BS Self-Lubricating	088660	2
15	Rod Weldment, Log Clamp Vertical Painted	088582-1	1

16	Block, Log Clamp Painted Steel	088591-1	1	
17	Washer, 8.4 Flat Zinc	F81054-1	8	
18	Bolt, M8x20-8.8-B Hex Head Full Thread Zinc	F81002-4	8	
19	Flange, Clamp Rod Wiper Painted	088887-1	3	
20	Fitting, 3/16" Straight Grease	P04107	1	
21	Spacer, Log Clamp	089324	1	
22	Wiper, ZZ 50x60x7 INCO Log Clamp Rod	088587	1	
23	Cylinder, CJ-S169-16-40/22/254 Hydraulic	088590	1	
24	Fitting, 90° Male Elbow	P09142	2	
25	Screw, M12x55-8.8-B Hex Socket Head Cap Zinc	F81004-23	2	
26	Plate, Log Clamp Mount Painted	086975-1	1	
27	Washer, Z 22.5 Split Lock Zinc	F81059-4	1	
28	Bolt, M22x1.5x40-8.8-B Hex Head Full Thread Zinc	F81009-1	1	
29	Bolt, M10 x 125-8.8 Hex Head Zinc	F81003-18	4	
30	Washer, 10.5 Flat Zinc	F81055-1	4	
31	Nut, M10-8-B Hex Nylon Zinc Lock	F81033-1	4	
32	Bolt, M12 x 140 8.8 Hex Head Zinc	F81004-37	2	
33	Washer, 13 Flat Zinc	F81056-1	2	
34	Nut, M12-8-B Hex Zinc	F81034-1	2	
	STOP ASSEMBLY, LOG CLAMP	K09485	1	
35	Stop Weldment, Hydraulic Log Clamp Painted	086980-1	1	
36	Bolt, M12 x 40 8.8 Hex Head Full Thread Zinc	F81004-4	2	
37	Washer, 13 Flat Zinc	F81056-1	2	
38	Nut, M12-8 Hex Nylon Zinc Lock	F81034-2	2	

9.21 Hydraulic Log Clamp

LT30HD Rev. A1.00 - B2.00
 LT40HD Rev. A1.00 - B2.00
 LT30HD Super Rev. A1.00 - B2.00
 LT40HD Super Rev. A1.00 - B2.00



REF	DESCRIPTION (◆ Indicates Parts Available In Assemblies Only)	PART #	QTY.
	CLAMP ASSEMBLY, SUPER HYDRAULIC	015036-1	1
1	Mount Weldment, Super Clamp Tube	015037	1
2	Arm, Clamp Link	015089-1	1
3	Bolt, 1-14 x 4" Hex Head Grade 8	015072	1
4	Washer Weldment, Hex	015054-1	2
5	Washer, 1/8" x 2 1/2" Hardened	015057	5
6	Nut, 1-14 Hex Jam	F05010-118	4
7	Fitting, 1/4-28 x 90° Grease	P04108	2
8	Pin, 1" x 3.88" Cylinder Mount	S09251	1
9	Pin, 3/16" x 1 1/2" Cotter	F05012-23	4
10	Washer, 28 Flat	F81061-1	4
11	Cylinder, Log Clamp In/Out	015090	1

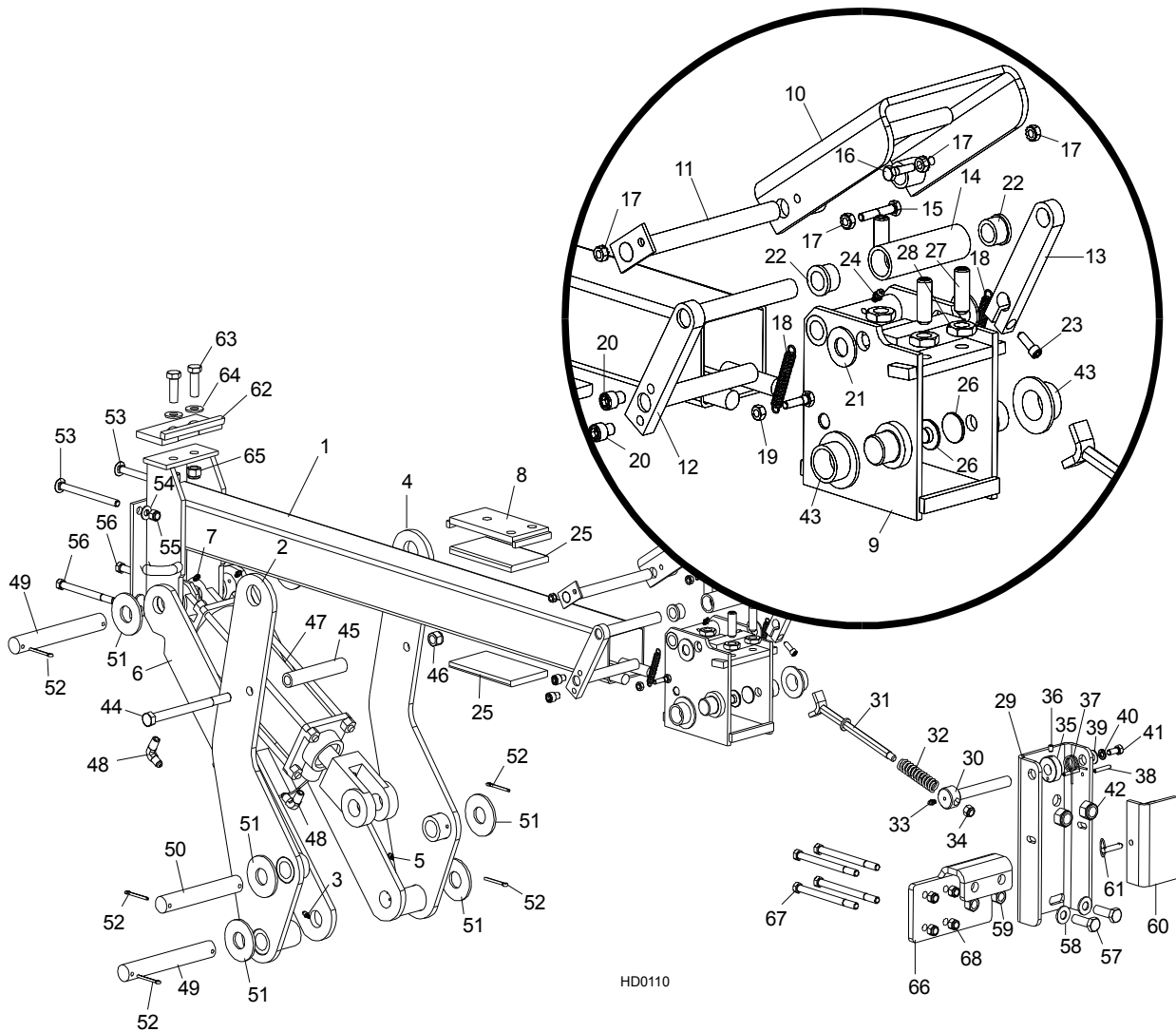
12	Fitting, 1/4" NPT - 1/4" JIC Elbow	P09142	2	
13	Fitting, 1/4" NPT - 3/8" JIC Elbow	015491	2	
14	Link Weldment, Super Clamp	015047 ¹ -1	1	
15	Bolt, 1-14 x 8 1/2" Hex Head Grade 8	015049	1	
16	Bushing, Clamp Slide	015088	2	
17	Clamp Weldment, Vertical Super	015043	1	
18	Block, Vertical Clamp Mount	015065	1	
19	Washer, 8.4 Flat	F81054-1	8	
20	Bolt, 5/16-18 x 3/4" Hex Head	F05006-5	8	
21	Fitting, 3/16" Grease	P04107	1	
22	Cylinder, Log Clamp Up/Down	015050	1	
23	Fitting, 1/4" NPT - 1/4" JIC Elbow	P09142	2	
24	Screw, 1/2-13 x 2 1/2" Socket Head	F05008-39	2	
25	Plate, Super Log Clamp Mount	015068	1	
26	Washer, 7/8" Split Lock	F05011-46	1	
27	Bolt, 7/8-14 x 2" Hex Head Grade 5	F05014-2	1	
28	Bolt, 3/8-16 x 5" Hex Head	F81003-14	4	
29	Washer, 8.2 Flat	F81055-1	4	
30	Nut, 3/8-16 Hex Nylon Lock	F05010-10	4	
31	Bolt, M10 x 120-8.8 Hex Head Grade 5	F81004-35	2	
32	Nut, M12-8 Hex Nylon Lock	F81034-2	2	
	CLAMP STOP KIT, HYDRAULIC LOG	K09485	1	
33	Plate, Clamp Stop	W09404	1	
34	Bolt, M12 x 40-8.8 Hex Head Grade 5	F81004-4	2	
35	Washer, 13 Flat	F81056-1	2	
36	Nut, M12-8 Hex Nylon Lock	F81034-2	2	

¹ 015047 link weldment revised (rev. C1.00). Replacement of link weldment on mills prior to rev. C1.00 requires (Qty. 1) 015049 bolt.

9.22 Hydrauliczny docisk kłody

LT30HD
LT40HD

Rev. B1.00 - B1.02
Rev. B1.00 - B1.02



HD0110

L.P.	OPIS (◆ wskazuje części dostępne jedynie w zespołach)	NUMER KAT.	SZT.	
	ZESTAW HYDRAULICZNEGO DOCISKU KŁODY 30"	K09465	1	
	Zespół hydraulicznego docisku kłody 30"	A11792	1	◆
1	Rura hydraulicznego docisku kłody 30"	W11802	1	
2	Ramię hydraulicznego docisku kłody 30" (przednie)	W11793	1	
3	Smarownicza prosta 3/16"	P04107	1	
4	Ramię hydraulicznego docisku kłody (tylne)	W11795	1	
5	Smarownicza prosta 3/16"	P04107	1	
6	Ramię mocujące hydraulicznego docisku kłody 30"	W11799	1	
7	Smarownicza prosta 3/16"	P04107	2	
8	Płytki mocujące plastikową podkładkę posuwu docisku	W09422	1	
	Zespół płytek i skrzynki hydraulicznego docisku kłody	A09635	1	
9	Skrzynka spawana hydraulicznego docisku kłody	W12069	1	◆



HYDRAULIC SYSTEM

Hydrauliczny docisk kłody

10	Płyta spawana hydraulicznego docisku kłody	W12752	1	
11	Sworzeń spawany hydraulicznego docisku kłody	W09639	1	
12	Ramię podporowe docisku	W09638	1	
13	Płytko końcowa podporowego ramienia docisku	S09649	1	
14	Podkładka dystansowa ramienia podporowego docisku	S09657	1	
15	Śruba z łbem sześciokątnym 1/4-20 x 1 1/4" Gr 2	F05005-5	1	
16	Śruba z łbem sześciokątnym 1/4-20 x 1" Gr 2	F05005-38	1	
17	Nakrętka sześciokątna samozabezpieczająca 1/4-20	F05010-9	4	
18	Sprężynka kłapy docisku 0.36 O.D. x 2.5"	P11817	2	
19	Nakrętka sześciokątna samozabezpieczająca 1/4-20	F05010-21	2	
20	Wkręt z łbem gniazdowym 3/8-16 x 1/2"	F05007-50	2	
21	Podkładka płaska 3/16" SAE	F05011-5	2	
22	Tulejka z brązu 5/8" I.D.	P05135	2	
23	Wkręt z łbem gniazdowym 1/4-20 x 3/4"	F05005-26	1	
24	Smarownicza prosta 3/16"	P04107	1	
25	Podkładka poślizgowa skrzynki docisku z tworzywa sztucznego	S09219	2	
26	Elementy ślizgowe z brązu	S09167	4	
27	Wkręt ustalający z łbem wpuszczanym 1/2-13 x 1 1/2"	F05008-31	3	
28	Przeciwnakrętka sześciokątna 1/2-13	F05010-31	3	
	Zespół płytki oporowej hydraulicznego docisku kłody	014614	1	
29	Płytko oporowa hydraulicznego docisku kłody	S09660	1	
30	Ramię obrotowe uaktywniające docisk	014615	1	
31	Ramię uaktywniające docisk	014613	1	
32	Sprężynka podtrzymująca aktywator docisku	014617	1	
33	Smarownicza prosta 3/16"	P04107	1	
34	Nakrętka samozabezpieczająca 3/8-16 z wkładką poliamidową	F05010-10	1	
35	Kołnierz ramienia uaktywniającego docisku	014616	1	
36	Wkręt 1/4-20 x 3/8"	F05005-47	1	
37	Sprężyna	014618	1	
38	Kołek sprężysty 3/16" x 1 1/4"	F05012-16	2	
39	Podkładka płaska 3/8"	F05011-3	1	
40	Podkładka sprężysta 5/16" SAE	F05011-13	1	
41	Śruba z łbem sześciokątnym 5/16-18 x 3/4"	F05006-5	1	
42	Nakrętka sześciokątna samozabezpieczająca 5/8-11z wkładką poliamid.	F05010-34	2	
43	Łożysko mosiężne hydraulicznego docisku 30"	P09464	2	
44	Śruba z łbem sześciokątnym 1/2-13 x 6 1/2"	F05008-6	1	
45	Tuleja dystansowa docisku	S09493	1	
46	Nakrętka sześciokątna samozabezpieczająca 1/2-13 z wkładką poliamid.	F05010-8	1	
	Zespół cylindra hydraulicznego docisku kłody	A09285	1	
47	Siłownik hydrauliczny 8" x 3"	P12847	1	◆
	Zestaw uszczelek siłownika hydraulicznego 8" x 3"	P12956	1	
48	Złącze kolankowe z gwintem wewnętrznym 90°	P09142	2	
49	Sworzeń mocujący tłok docisku	S09246	2	
50	Sworzeń obrotowy docisku	S09247	1	
51	Podkładka płaska 1" SAE	F05011-28	6	
52	Zawlecza 3/16" x 1 1/2"	F05012-23	6	
53	Śruba z łbem grzybkowym z podsadzeniem kwadratowym 3/8-16 x 5"	F05007-113	2	
54	Podkładka płaska 3/8" SAE	F05011-3	2	

55	Nakrętka samozabezpieczająca 3/8-16 z wkładką poliamidową	F05010-10	2	
56	Śruba z łbem sześciokątnym 3/8 - 16 x 4 1/2" GR 2	F05007-35	2	
57	Śruba z łbem sześciokątnym 1/2 - 16 x 1 1/2" GR 5	F05008-33	2	
58	Podkładka płaska 1/2" SAE	F05011-2	2	
59	Nakrętka sześciokątna samozabezpieczająca 1/2-13	F05010-3	2	
	Zespół przedłużenia docisku	A12208	1	
60	Przedłużenie docisku hydraulicznego 3"	W09922	1	◆
61	Sworzeń ustalający 5/16 x 1"	F05012-45	1	
	ZESPÓŁ PŁYTY OPOROWEJ DOCISKU KŁODY	K09485	1	
62	Płytkę oporowa docisku	W09404	1	
63	Śruba z łbem sześciokątnym 1/2-13 x 1 1/2" GR 5	F05008-33	2	
64	Podkładka płaska 1/2" SAE	F05011-2	2	
65	Nakrętka sześciokątna samozabezpieczająca z wkładką poliami. 1/2-13	F05010-8	2	
66	WSPORNIK DOCISKU KŁODY	015252	1	
67	ŚRUBA Z ŁBEM SZEŚCIOKĄTNYM 3/8-15 X 5" GR 2	F05007-5	4	
68	NAKRĘTKA SAMOZABEZPIECZAJĄCA 3/8-16 Z WKŁADKĄ POLIAMIDOWĄ	F05010-10	4	

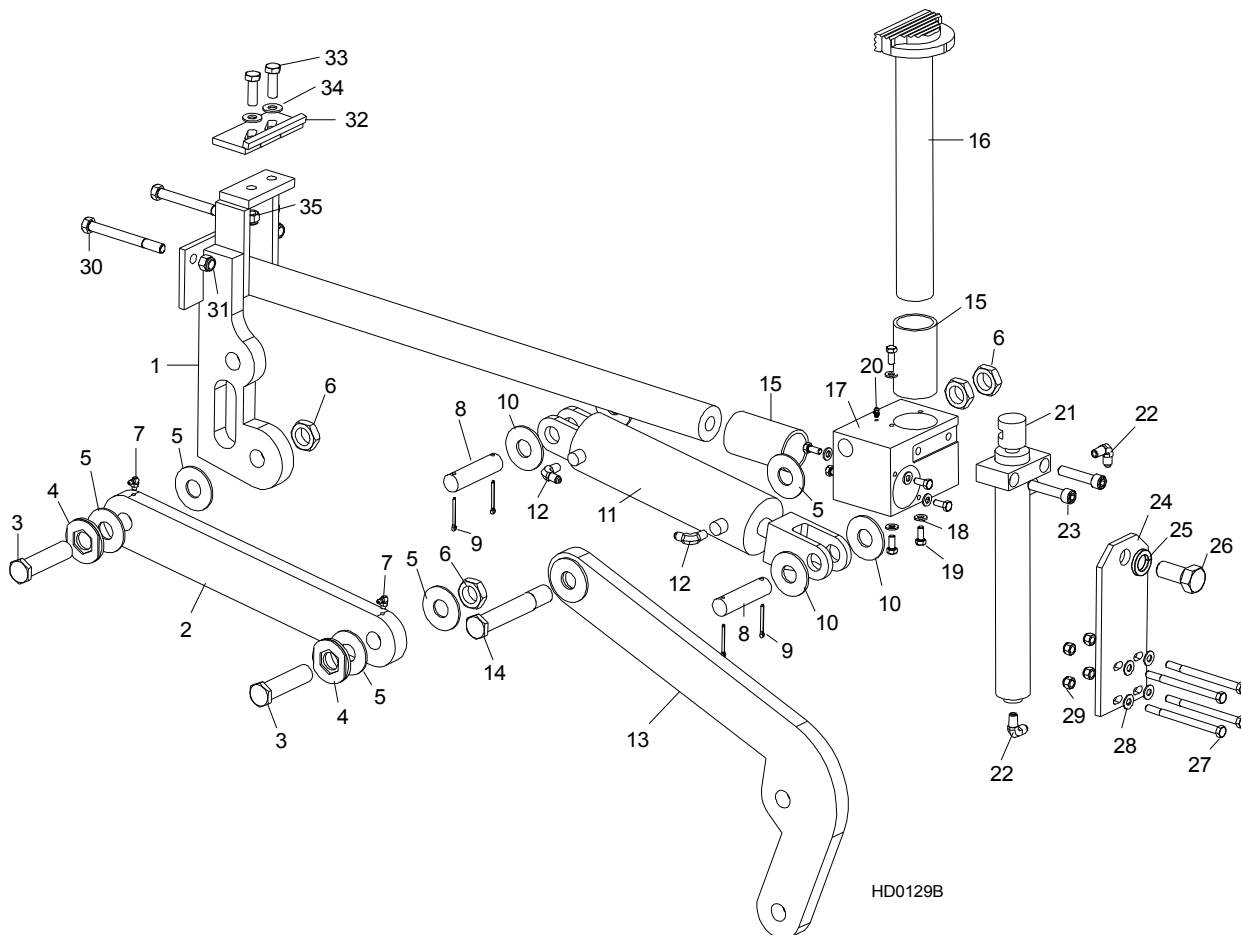
9.23 Hydrauliczny docisk kłody

LT30HD Rev. C2.00 - C4.00

LT40HD Rev. C2.00 - C4.00

LT30HD Super Rev. C2.00 - C4.00

LT40HD Super Rev. C2.00 - C4.00

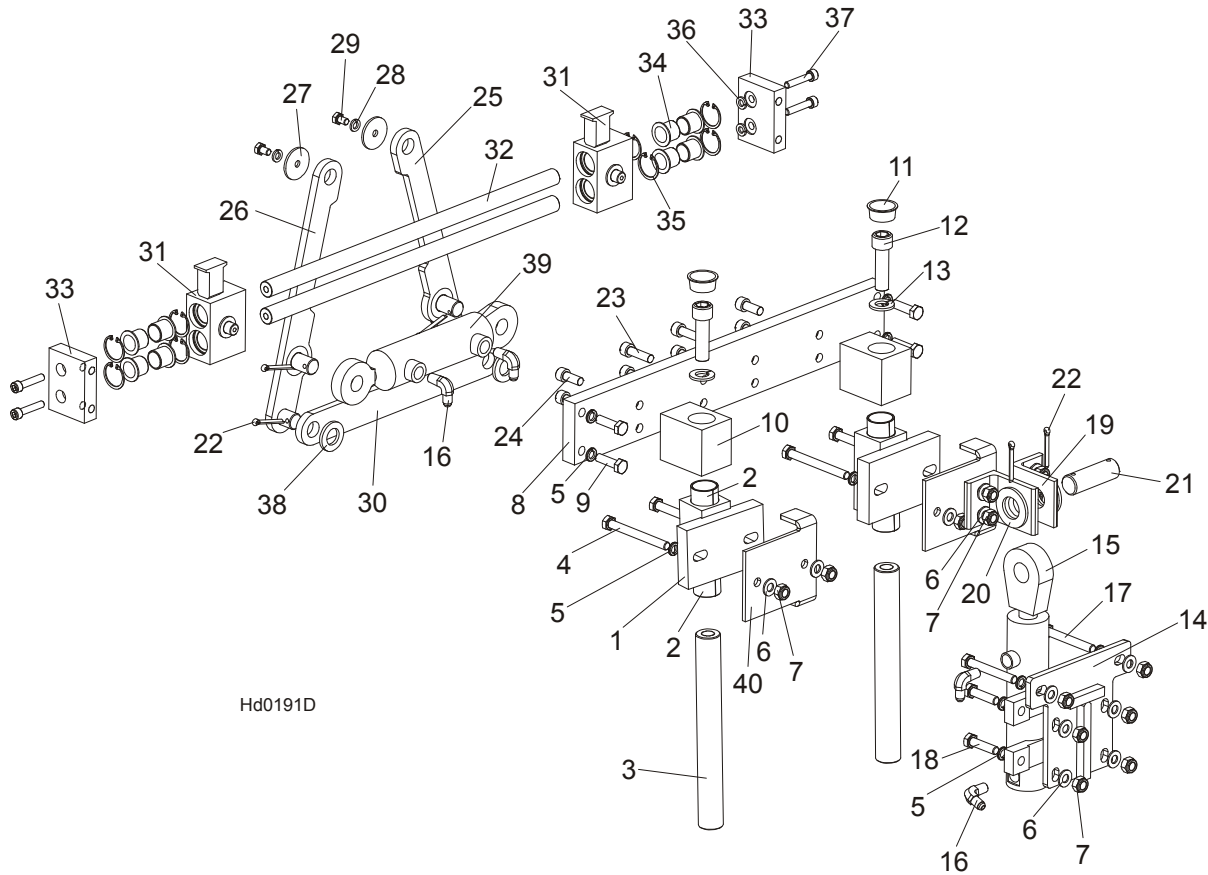


L.P.	OPIS (♦ wskazuje części dostępne jedynie w zespołach)	NUMER KAT.	SZT.
	ZESTAW HYDRAULICZNEGO DOCISKU KŁODY	015036-1	1
1	Rura hydraulicznego docisku kłody (super)	015037	1
2	Ramię hydraulicznego docisku kłody	015089-1	1
3	Śruba z łbem sześciokątnym 1-14 x 4" kl. 8	015072	1
4	Podkładka hydraulicznego docisku kłody	015054-1	2
5	Podkładka 1/8" x 2 1/2"	015057	5
6	Przeciwnakrętka sześciokątna 1-14	F05010-118	4
7	Smarownicza 1/4-28 x 90st	P04108	2
8	Sworzeń mocujący tłok docisku 1" x 3.88"	S09251	1
9	Zawlecza 3/16" x 1 1/2"	F05012-23	4
10	Podkładka płaska 28	F81061-1	4
11	Siłownik hydrauliczny docisku kłody	015090	1
12	Złączka kolankowa 1/4" NPT - 1/4" JIC	P09142	2

13	Złączka kolankowa 1/4" NPT - 3/8" JIC	015491	2	
14	Łącznik hydrauliki docisku kłody	015047-1	1	
15	Śruba z łbem sześciokątnym 1-14 x 8 1/2" kl. 8	015049	1	
16	Tuleja przewodnika hydraulicznego docisku kłody	015088	2	
17	Zespół pręta pionowego hydraulicznego docisku kłody	015043	1	
18	Blok przewodnika hydraulicznego docisku kłody	015065	1	
19	Podkładka płaska 8.4	F81054-1	8	
20	Śruba z łbem sześciokątnym 5/16-18 x 3/4"	F05006-5	8	
21	Smarownicza prosta 3/16"	P04107	1	
22	Siłownik hydrauliczny docisku kłody góra/dół	015050	1	
23	Złączka kolankowa 1/4" NPT - 1/4" JIC	P09142	2	
24	Wkręt z łbem gniazdowym 1/2-13 x 2 1/2"	F05008-39	2	
25	Płytki montażowa docisku (super)	015068	1	
26	Podkładka sprężysta 7/8" SAE	F05011-46	1	
27	Śruba z łbem sześciokątnym M10 x 120 8.8	F05014-2	1	
28	Śruba z łbem sześciokątnym 8.2	F81003-14	4	
29	Podkładka płaska 3/8" SAE	F81055-1	4	
30	Nakrętka samozabezpieczająca 3/8-16 z wkładką poliamidową	F05010-10	4	
31	Śruba z łbem sześciokątnym	F81004-35	2	
32	Nakrętka sześciokątna samozabezpieczająca 1/2-13 z wkładką poliamid.	F81034-2	2	
	ZESPÓŁ PŁYTY OPOROWEJ DOCISKU KŁODY	K09485	1	
33	Płytki oporowa docisku	W09404	1	
34	Śruba z łbem sześciokątnym M12 x 40 8.8	F81004-4	2	
35	Podkładka płaska 13	F81056-1	2	
36	Nakrętka sześciokątna samozabezpieczająca z wkładką poliami. M12 - 8	F81034-2	2	

9.24 Hydraulic Pull-Down Clamp

LT30HD Rev. C4.01+
 LT40HD Rev. C4.01+
 LT70 AH Rev. B1.01+
 LT70 DH Rev. B1.01+



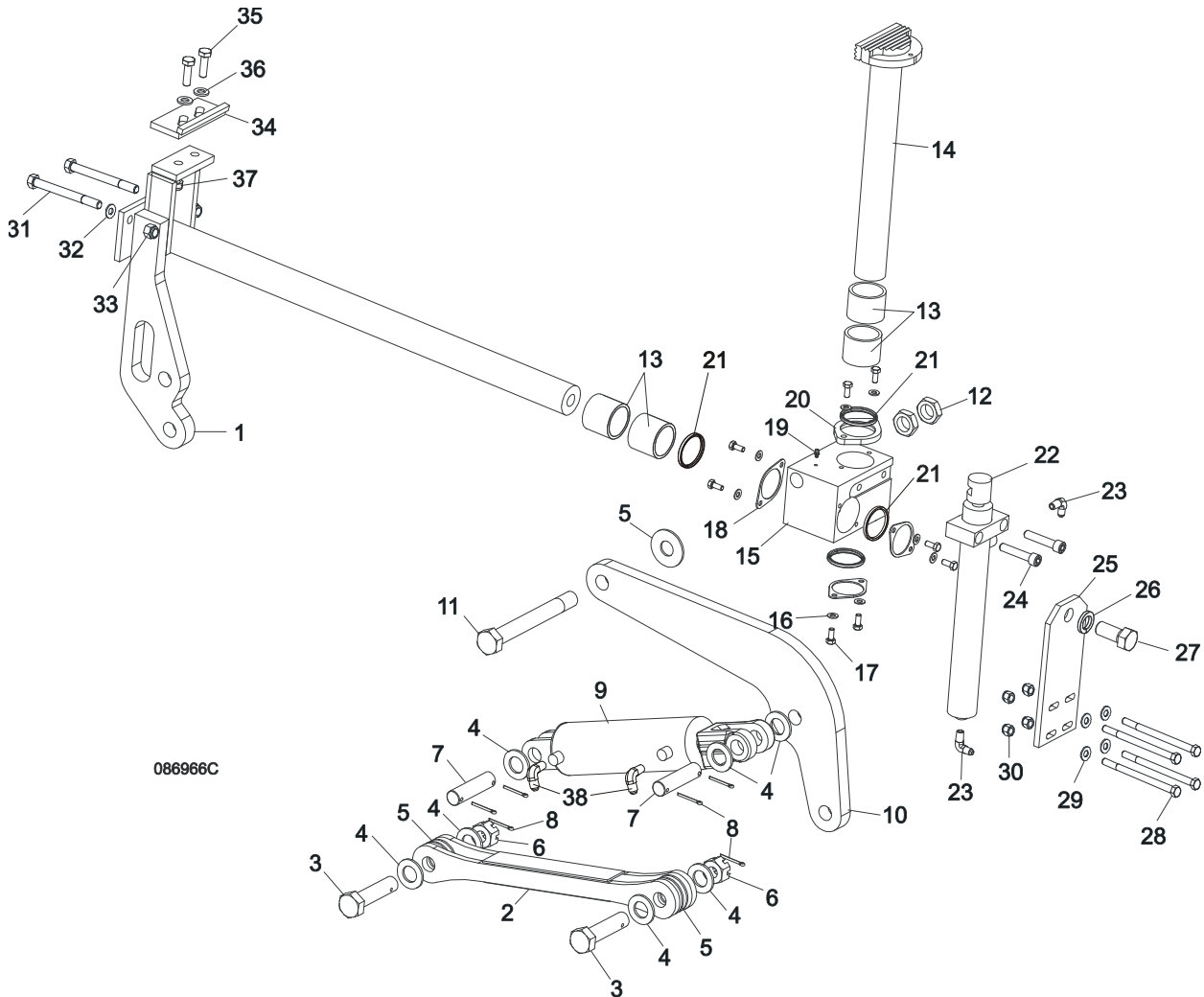
Hd0191D

REF.	DESCRIPTION (◆ Indicates Parts Available In Assemblies Only)	PART #	QTY.
	LEFT HYDRAULIC LOG CLAMP ASSEMBLY, COMPLETE	094129	1
	GUIDE BLOCK W/SELF-LUBRICATING BUSHINGS	090544	2
1	Block Weldment, Log Clamp Guide Ptd	090543-1	2
2	Bushing, 3040BS Self-lubricating	088676	2
3	Pin, Log Clamp Up/Down	088631	2
4	Bolt, M10x95-8.8-B Hex Head Zinc	F81003-71	4
5	Washer, 10.2 Split Lock Zinc	F81055-2	14
6	Washer, 10.5 Flat Zinc	F81055-1	14
7	Nut, M10-8-B Hex Nylon Zinc Lock	F81033-1	14
8	Beam, Log Clamp Main Zinc-plated	094115-1	1
9	Bolt, M10x35-8.8 Hex Head Full Thread Zinc	F81003-17	4
10			
11	Block, Log Clamp Up/Down Painted	094124-1	2
12	Plug, M33 Thread #12428	089839	2
13	Screw, M16x55-8.8 Hex Socket Head Cap Zinc	F81006-18	2
14	Washer, 16.3 Split Lock Zinc	F81058-2	2

15	Plate Weldment, Hydraulic Cylinder Mounting Painted	094094-1	1	
16	Cylinder, CJ7F-16/40/22 + UE2-40W Hydraulic	091346	1	
17	Fitting, 90° Male Elbow	P09142	2	
18	Bolt, M10x75-8.8 Hex Head Zinc	F81003-15	2	
19	Bolt, M10x40-8.8 Hex Head Full Thread Zinc	F81003-16	4	
20	Bracket, Hydraulic Cylinder Mounting Painted	094127-1	2	
21	Washer, 28 Flat Zinc	F81061-1	2	
22	Pin, 25x75 Zinc-plated	088659-1	1	
23	Pin, S-Zn 5x40 Cotter Zinc	F81043-31	4	
24	Screw, M10x35 8.8 Hex Socket Head Cap Zinc	F81003-56	4	
25	Screw, M10x25 8.8 Hex Socket Head Cap Zinc	F81003-32	4	
26	Link, Log Clamp In/Out Side Zinc-plated (1)	094097-1	1	
27	Link, Log Clamp In/Out Side Zinc-plated (2)	094099-1	1	
28	Washer, Zinc-plated Spacer	094128-1	1	
29	Washer, 8.2 Split Lock Zinc	F81054-4	2	
30	Bolt, M8x12-8.8 Hex Head Full Thread Zinc	F81002-6	2	
31	Arm, Log Clamp In/Out Zinc-plated	094092-1	1	
32	Jaw Weldment, Log Clamp Zinc-plated	094120-1	2	
33	Rod, Log Clamp Jaw Guide	094116	2	
34	Plate, Locking Zinc-plated	094117-1	2	
35	Bushing, JFM-2023-21 Flanged	094113	8	
36	Ring, W 31 Inside Retaining	F81090-15	8	
37	Washer, 8.2 Split Lock Zinc	F81054-4	4	
38	Screw, M8x40-8.8 Hex Socket Head Cap Zinc	F81002-29	4	
39	Washer, 21 Flat Zinc	F81059-2	2	
40	Cylinder SJ2F-16-40/22/80 Hydraulic	093880	1	
41	Bracket, Log Clamp Mount Painted	094098-1	2	

9.25 Hydraulic Log Clamp - Main

Šody



REF.	DESCRIPTION (◆ Indicates Parts Available In Assemblies Only)	PART #	QTY.
	HYDRAULIC LOG CLAMP ASSEMBLY	088658	1
1	Rod Weldment, Log Clamp Slide Ptd	086967-1	1
2	Arm Weldment, Hydraulic Clamp Link Ptd	086963-1	1
3	Pin, B 24x95/85-Clevis Zinc	F81049-2	1
4	Washer, 25 Flat Zinc	F81061-3	8
5	Washer, 25X63 Zinc-Plated	088585-1	5
6	Nut, Z M20-8-B-Slotted Castle Zinc	F81037-3	2
7	Pin, Hydraulic Cylinder Zinc-Plated	086979-1	2
8	Pin, S-Zn 6,3x45 Cotter	F81045-2	6
9	Cylinder, CJ-S96-16-70/32/178 Hydraulic	088589	1
10	Arm, Hydraulic Log Clamp Link Ptd	086974-1	1
11	Bolt, M24x217/39 -8.8-B- Hex Head Zinc	088586-1	1
12	Nut, M24 -04-B- Hex Thin Zinc	F81039-3	2

13	Bushing, 5040BS Self-Lubricating	088660	2	
14	Rod Weldment, Log Clamp Vertical Painted	088582-1	1	
15	Block, Log Clamp Steel Ptd	088591-1	1	
16	Washer, 8.4 Flat Zinc	F81054-1	8	
17	Bolt, M8x20-8.8-B-Hex Head Full Thread Zinc	F81002-4	8	
18	Flange, Clamp Rod Wiper Ptd	088887-1	3	
19	Fitting, 3/16" Straight Grease	P04107	1	
20	Flange, Clamp Rod Wiper Ptd	088887-1	1	
21	Wiper, ZZ 50x60x7 Log Clamp Rod	088587	1	
22	Cylinder, CJ-S169-16-40/22/254 Hydraulic	088590	1	
23	Fitting, 1/4" NPT - 1/4" JIC Male Elbow	P09142	2	
24	Screw, M12x55 -8.8-B-Hex Socked Head Cap Zinc	F81004-23	2	
25	Plate, Log Clamp Mount Ptd	086975-1	1	
26	Washer, Z 22,5 Split Lock	F81059-4	1	
27	Bolt, M22x1,5x40 -8.8-B-Hex Head Full Thread Zinc	F81009-1	1	
28	Bolt, M10 x 125-8.8 Hex Head Zinc	F81003-18	4	
29	Washer, 10.5 Flat Zinc	F81055-1	8	
30	Nut, M10-8-B Hex Nylon Zinc Lock	F81033-1	4	
31	Bolt, M12x130-8.8-Hex Head Zinc	F81004-36	2	
32	Washer, 13 Flat Zinc	F81056-1	2	
33	Nut, M12-8 Hex Zinc	F81034-1	2	
	STOP KIT, CLAMP	K09485	1	
34	Stop Wldmt, Hydraulic Log Clamp Ptd	086980-1	1	
35	Bolt, M12 x 40 8.8 Hex Head Full Thread Zinc	F81004-4	2	
36	Washer, 13 Flat Zinc	F81056-1	2	
37	NUT, M12-8 HEX NYLON ZINC LOCK	F81034-2	4	
38	FITTING, 3/8JIC-1/4NPT 90L	015491	2	

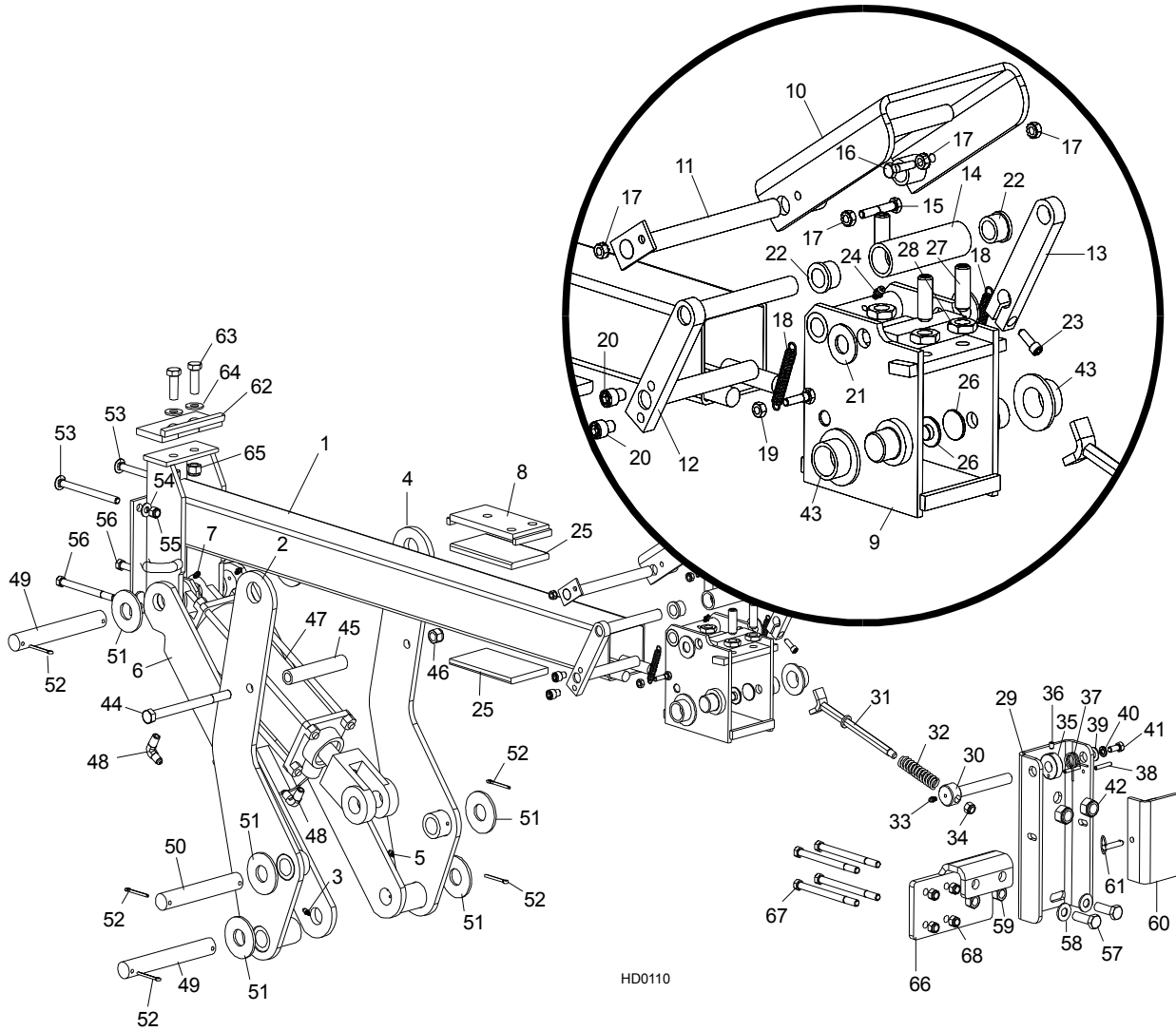
9.26 Hydraulic Log Clamp

LT30HD

Rev. B1.00 - B1.02

LT40HD

Rev. B1.00 - B1.02



HD0110

REF	DESCRIPTION (◆ Indicates Parts Available In Assemblies Only)	PART #	QTY.	
	CLAMP KIT, 30" HYDRAULIC LOG	K09465	1	
	Clamp Assembly, 30" Hydraulic Log	A11792	1	◆
1	Tube, 30" Hydraulic Log Clamp	W11802	1	
2	Arm, 30" Hydraulic Log Clamp (Front)	W11793	1	
3	Fitting, 3/16" Straight Grease	P04107	1	
4	Arm, 30" Hydraulic Log Clamp (Rear)	W11795	1	
5	Fitting, 3/16" Straight Grease	P04107	1	
6	Arm, 30" Hydraulic Log Clamp Link	W11799	1	
7	Fitting, 3/16" Straight Grease	P04107	2	
8	Plate, Clamp Slide Pad Mount	W09422	1	
	Box/Plate Assembly, Hydraulic Clamp	A09635	1	
9	Box Weldment, Hydraulic Clamp	W12069	1	◆

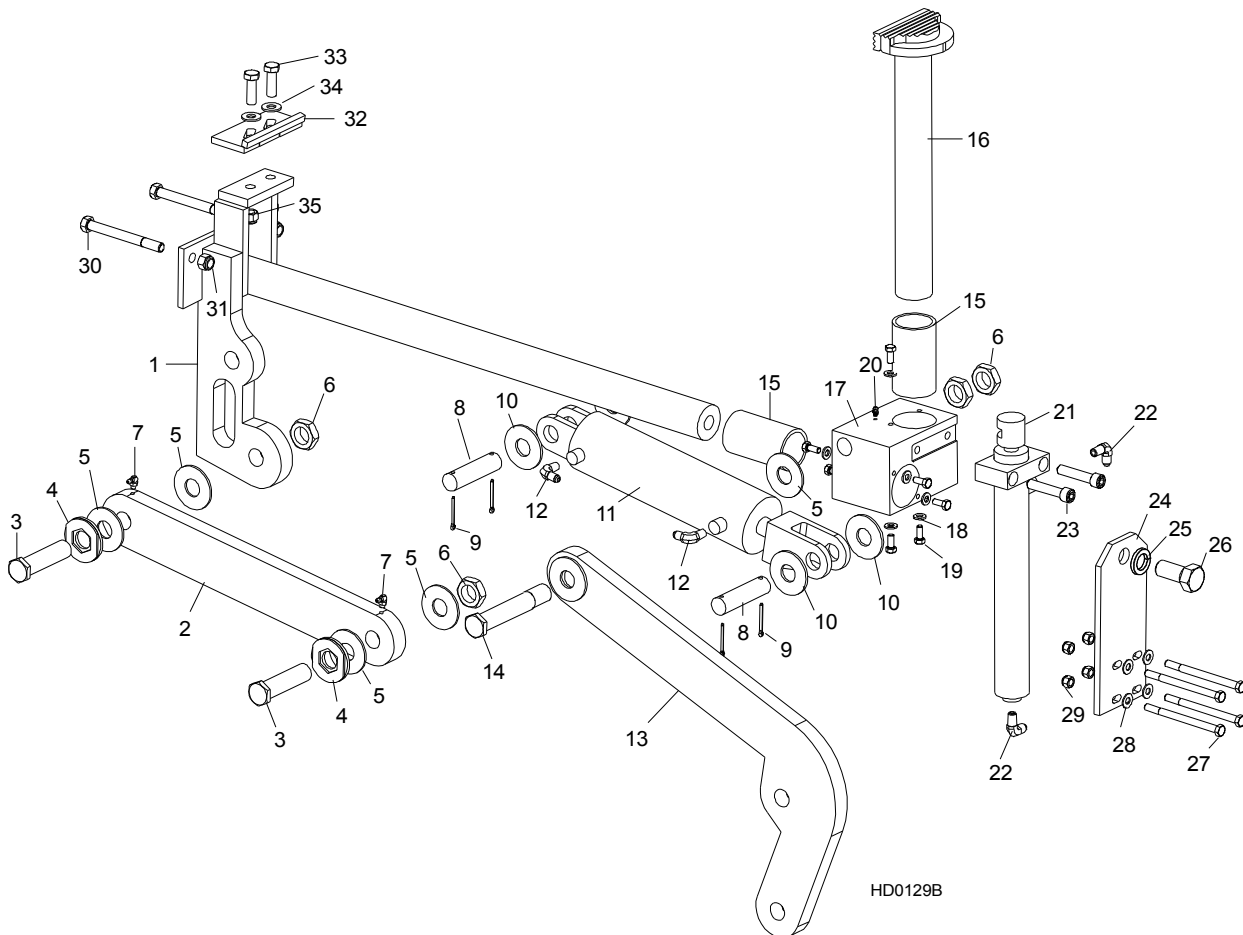
10	Plate Weldment, Hydraulic Clamp	W12752 ¹	1	
11	Pin Weldment, Hydraulic Clamp Plate Pivot	W09639	1	
12	Arm, Clamp Prop	W09638	1	
13	Plate, Clamp Prop Arm End	S09649	1	
14	Spacer, Clamp Prop Arm	S09657	1	
15	Bolt, 1/4-20 X 1 1/2" Hex Head Grade 2	F05005-5	1	
16	Bolt, 1/4-20 X 1" Hex Head Grade 2	F05005-38	1	
17	Nut, 1/4-20 Hex Self-Locking	F05010-9	4	
18	Spring, .36 O.D. X 2.5" Extension	P11817	2	
19	Nut, 1/4-20 Hex Lock	F05010-21	2	
20	Screw, 3/8-16 X 1/2" Socket Head	F05007-50	2	
21	Washer, 5/8" SAE Flat	F05011-5	2	
22	Bushing, 5/8" I.D. Bronze	P05135	2	
23	Screw, 1/4-20 X 3/4" Socket Head	F05005-26	1	
24	Fitting, 3/16" Straight Grease	P04107	1	
25	Pad, Clamp Box Plastic Slide	S09219	2	
26	Button, Bronze	S09167	4	
27	Screw, 1/2-13 X 1 1/2" Flat Point Set	F05008-31	3	
28	Nut, 1/2-13 Hex Jam	F05010-31	3	
	Plate Assembly, Hydraulic Clamp End	014614	1	
29	Plate, Hydraulic Clamp End	S09660	1	
30	Arm Pivot, Clamp Activator	014615	1	
31	Arm, Clamp Activator	014613	1	
32	Spring, Clamp Activator Compression	014617	1	
33	Fitting, 3/16" Grease	P04107	1	
34	Nut, 3/8-16 Hex Nylon Lock	F05010-10	1	
35	Collar, Clamp Activator Arm	014616	1	
36	Screw, 1/4-20 x 3/8" Socket Head Cup Point Set	F05005-47	1	
37	Spring, Clamp Activator Torsion	014618	1	
38	Pin, 3/16" x 1 1/4" Roll	F05012-16	2	
39	Washer, 3/8" SAE Flat	F05011-3	1	
40	Washer, 5/16" Split Lock	F05011-13	1	
41	Bolt, 5/16-18 x 3/4" Hex Head	F05006-5	1	
42	Nut, 5/8-11 Hex Nylon Lock	F05010-34	2	
43	Bearing, Hydraulic Clamp Bronze	P09464	2	
44	Bolt, 1/2-13 X 6 1/2" Hex Head	F05008-6	1	
45	Spacer, Clamp	S09493	1	
46	Nut, 1/2-13 Hex Nylon Lock	F05010-8	1	
	Cylinder Assembly, Hydraulic Log Clamp	A09285	1	
47	Cylinder, 8" X 3" Hydraulic	P12847	1	◆
	Seal Kit, 8" x 3" Hydraulic Cylinder	P12956	1	
48	Fitting, 90° Male Elbow	P09142	2	
49	Pin, Clamp Cylinder Mount	S09246	2	
50	Pin, Clamp Pivot	S09247	1	
51	Washer, 1" SAE Flat	F05011-28	6	
52	Pin, 3/16" X 1 1/2" Cotter	F05012-23	6	
53	Bolt, 3/8-16 X 5" Carriage Head	F05007-113	2	
54	Washer, 3/8" SAE Flat	F05011-3	2	

55	Nut, 3/8-16 Hex Nylon Lock	F05010-10	2	
56	Bolt, 3/8-16 X 4 1/2" Hex Head Grade 2	F05007-35	2	
57	Bolt, 1/2-13 X 1 1/2" Hex Head Grade 5	F05008-33	2	
58	Washer, 1/2" SAE Flat	F05011-2	2	
59	Nut, 1/2-13 Hex Lock	F05010-3	2	
	Clamp Extension Assembly	A12208	1	
60	Clamp Extension, 3" Hydraulic	W09922	1	◆
61	Pin, 5/16" X 1" Retaining	F05012-45	1	
	CLAMP STOP KIT, HYDRAULIC LOG	K09485	1	
62	Plate, Clamp Stop	W09404	1	
63	Bolt, 1/2-13 X 1 1/2" Hex Head Grade 5	F05008-33	2	
64	Washer, 1/2" SAE Flat	F05011-2	2	
65	Nut, 1/2-13 Hex Nylon Lock	F05010-8	2	
66	BRACKET, LOG CLAMP MOUNT	015252	1	
67	BOLT, 3/8-16 X 5" HEX HEAD	F05007-5	4	
68	NUT, 3/8-16 HEX NYLON LOCK	F05010-10	4	

¹ Use W12752 painted clamp plate to replace W12068 unpainted clamp plate.

9.27 Hydraulic Log Clamp

LT30HD Rev. C2.00 - C4.00
 LT40HD Rev. C2.00 - C4.00
 LT30HD Super Rev. C2.00 - C4.00
 LT40HD Super Rev. C2.00 - C4.00



HD0129B

REF	DESCRIPTION (◆ Indicates Parts Available In Assemblies Only)	PART #	QTY.
	CLAMP ASSEMBLY, SUPER HYDRAULIC	015036-1	1
1	Mount Weldment, Super Clamp Tube	015037	1
2	Arm, Clamp Link	015089-1	1
3	Bolt, 1-14 x 4" Hex Head Grade 8	015072	1
4	Washer Weldment, Hex	015054-1	2
5	Washer, 1/8" x 2 1/2" Hardened	015057	5
6	Nut, 1-14 Hex Jam	F05010-118	4
7	Fitting, 1/4-28 x 90° Grease	P04108	2
8	Pin, 1" x 3.88" Cylinder Mount	S09251	1
9	Pin, 3/16" x 1 1/2" Cotter	F05012-23	4
10	Washer, 28 Flat	F81061-1	4
11	Cylinder, Log Clamp In/Out	015090	1

9 HYDRAULIC SYSTEM

Hydraulic Log Clamp

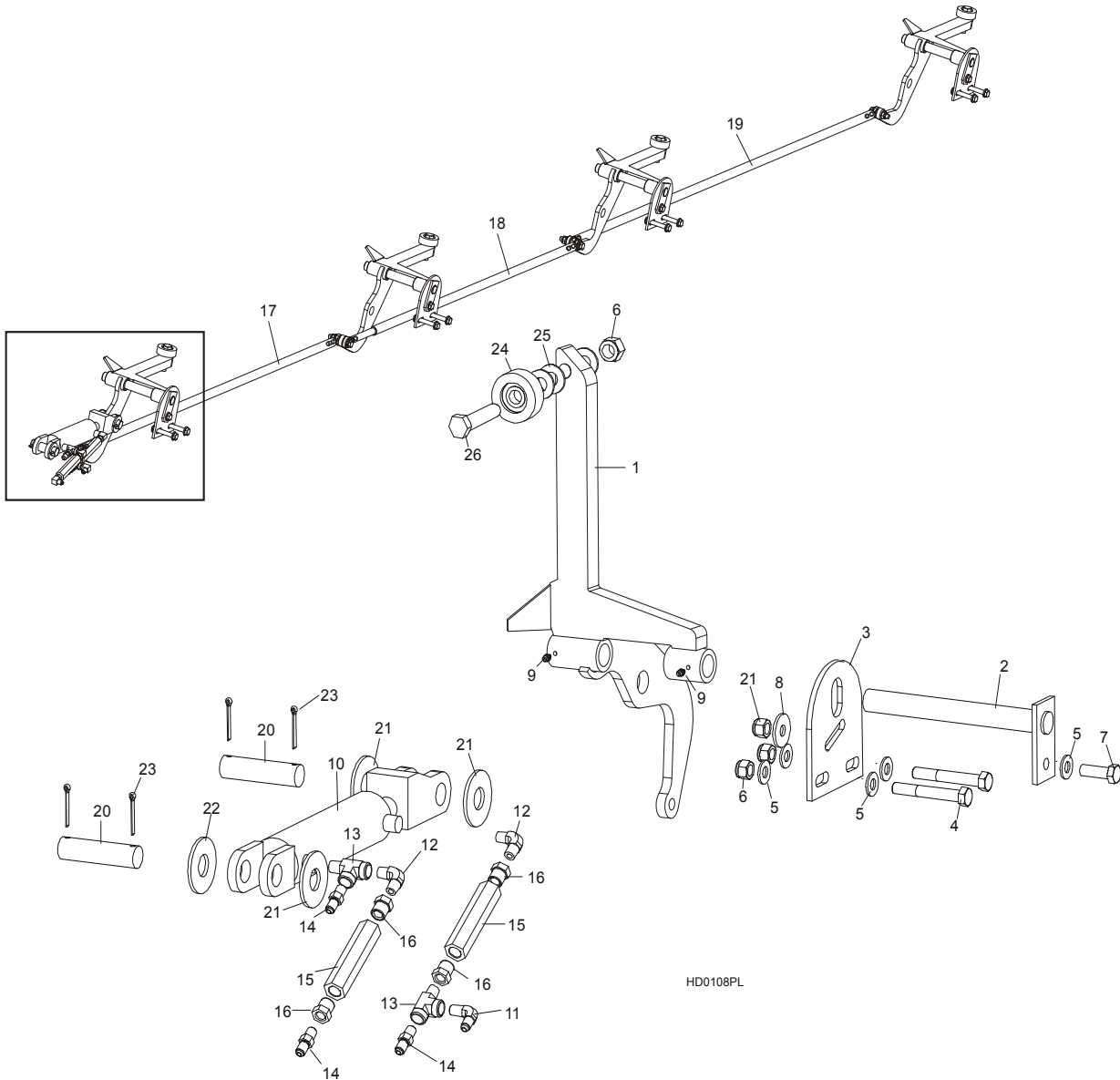
12	Fitting, 1/4" NPT - 1/4" JIC Elbow	P09142	2	
13	Fitting, 1/4" NPT - 3/8" JIC Elbow	015491	2	
14	Link Weldment, Super Clamp	015047 ¹ -1	1	
15	Bolt, 1-14 x 8 1/2" Hex Head Grade 8	015049	1	
16	Bushing, Clamp Slide	015088	2	
17	Clamp Weldment, Vertical Super	015043 ²	1	
18	Block, Vertical Clamp Mount	015065 ²	1	
19	Washer, 8.4 Flat	F81054-1	8	
20	Bolt, 5/16-18 x 3/4" Hex Head	F05006-5	8	
21	Fitting, 3/16" Grease	P04107	1	
22	Cylinder, Log Clamp Up/Down	015050	1	
23	Fitting, 1/4" NPT - 1/4" JIC Elbow	P09142	2	
24	Screw, 1/2-13 x 2 1/2" Socket Head	F05008-39	2	
25	Plate, Super Log Clamp Mount	015068	1	
26	Washer, 7/8" Split Lock	F05011-46	1	
27	Bolt, 7/8-14 x 2" Hex Head Grade 5	F05014-2	1	
28	Bolt, 3/8-16 x 5" Hex Head	F81003-14	4	
29	Washer, 8.2 Flat	F81055-1	4	
30	Nut, 3/8-16 Hex Nylon Lock	F05010-10	4	
31	Bolt, M10 x 120-8.8 Hex Head Grade 5	F81004-35	2	
32	Nut, M12-8 Hex Nylon Lock	F81034-2	2	
	CLAMP STOP KIT, HYDRAULIC LOG	K09485	1	
33	Plate, Clamp Stop	W09404	1	
34	Bolt, M12 x 40-8.8 Hex Head Grade 5	F81004-4	2	
35	Washer, 13 Flat	F81056-1	2	
36	Nut, M12-8 Hex Nylon Lock	F81034-2	2	

¹ 015047 link weldment revised (rev. C1.00). Replacement of link weldment on mills prior to rev. C1.00 requires (Qty. 1) 015049 bolt.

² Clamp Mount Block 016065, Vertical Clamp Weldment 015043, and Link Weldment 015047 revised on Rev. C1.00C2.00 to lower the clamp in relation to the bed frame. Replacement requires adjustment in alignment procedures for bed rails. Raise the blade to 15 5/16" (385 mm) above the clamp and then adjust bed rails 15" (375 mm) from blade.

9.28

9.29 Hydraulic Log Side Supports Hydraulic Log Clamp



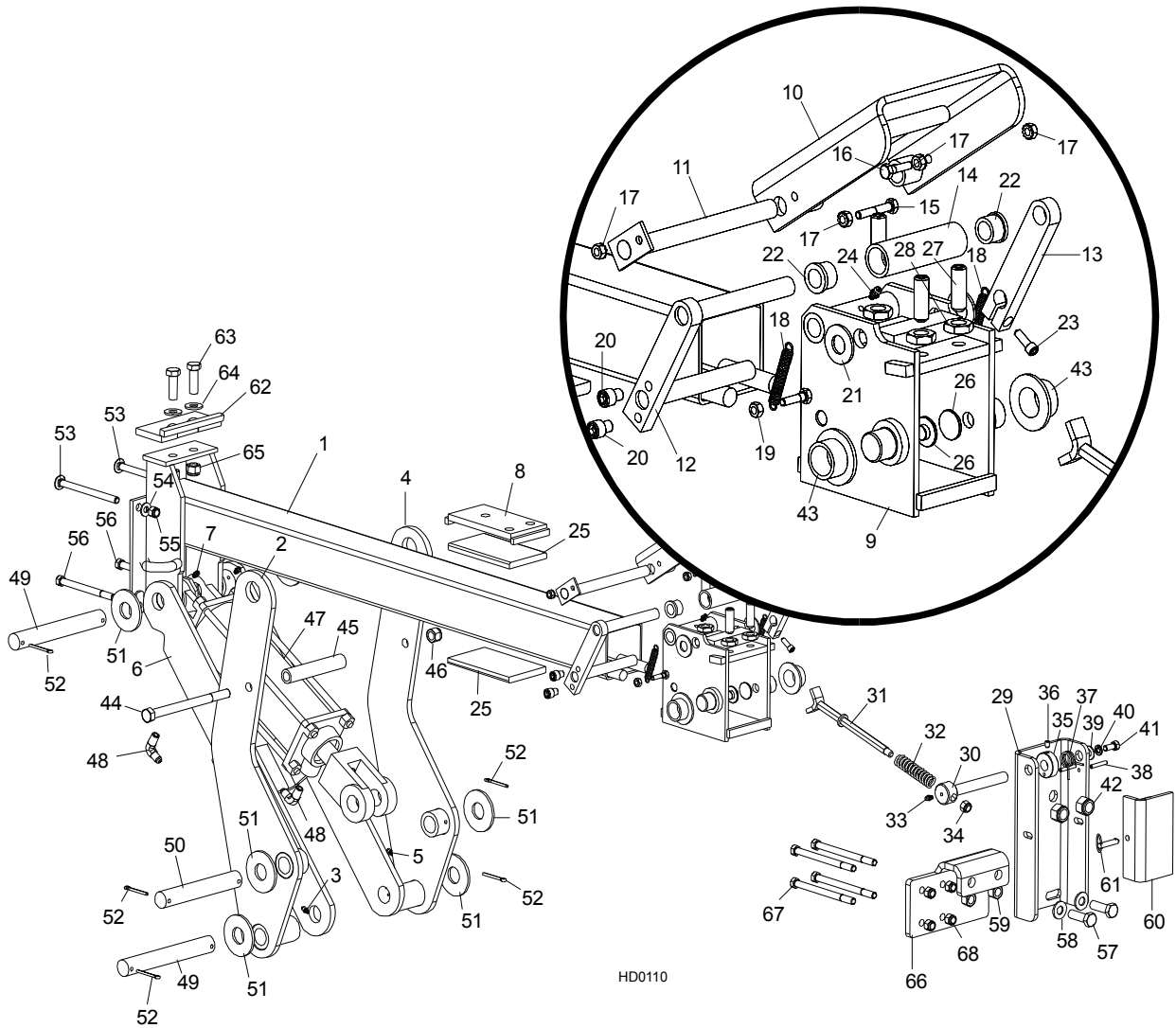
HD0108PL

REF	DESCRIPTION (◆ Indicates Parts Available In Assemblies Only)	PART #	QTY.
	HYDRAULIC LOG SIDE SUPPORTS (L TYPE FRAME)	093746	1
1	SUPPORT, HYDRAULIC LOG SIDE	091653-1	4
2	PIN, LOG SIDE SUPPORT PIVOT	091549-1	4
3	PLATE, LOG SIDE SUPPORT END	091591-1	4
4	BOLT, M12X75-8.8 HEX HEAD ZINC	F81004-21	8
5	WASHER, 13 FLAT ZINC	F81056-1	20
6	NUT, M12-8 HEX NYLON ZINC LOCK	F81034-2	12
7	BOLT, M12 X 35-8.8 HEX HEAD FULL THREAD ZINC	F81004-24	4
8	WASHER, 15 SPECIAL FLAT ZINC	F81057-3	4
9	FITTING, 3/16" GREASE	P04107	8
	CYLINDER ASSY, 2x6 SIDE SUPPORT SUPER	015561	1
	CYLINDER ASSEMBLY, HYDRAULIC LOG SIDE SUPPORT	A09283 ¹	1

	CYLINDER ASSEMBLY, SUPER HYDRAULIC LOG SIDE SUPPORT	015561	1	
10	Cylinder, CJ-S270-16-50/28/152 Hydraulic	088678	1	
	Seal Kit, 6" x 2" Hydraulic Cylinder	P12954	1	
11	Fitting, 90° Male Elbow	P09142	2	
12	Fitting, 3/8" JIC - 1/4" NPT Elbow	015491	2	
13	Fitting, 3/8JIC-1/4NPT 90L	015491	2	
14	Fitting, C3529x4 90° Pipe	P09140	4	
15	Fitting, C3759x4 Male 'T'	P09141	2	
16	Fitting, 3/8JIC-1/4NPT Str	015560	2	
17	Fitting, 3/8" JIC - 1/4" NPT	015560	2	
18	Fitting, C5205x4x4 Male Connector	P09143	3	
19	Valve, Hydraulic Sequence	015484 ⁴	2	
20	Fitting, 3/8" NPT - 1/4" NPT Reducer	015490	4	
21	ROD, HYDRAULIC SIDE SUPPORT LINK L-1675 COMPLETE	089842	1	
22	ROD, HYDRAULIC SIDE SUPPORT LINK L-1480 COMPLETE	089376	1	
23	ROD, HYDRAULIC SIDE SUPPORT LINK L-1960 COMPLETE	089377	1	
24	PIN, CYLINDER MOUNT	086979-1	2	
25	WASHER, 28 FLAT ZINC	F81061-1	3	
26	WASHER, 26 FLAT ZINC DIN 1440	F81054-8	1	
27	PIN, 5 X 40 COTTER	F81043-31	4	
	ROLLER KIT, SIDE SUPPORT (OPTIONAL)	015109	4	
28	ROLLER ASSEMBLY, SIDE SUPPORT	015014-1	4	
29	WASHER, 17 FLAT ZINC	F81058-1	12	
30	BOLT, M16x65MM, HH F/THRD, GRADE 5.8, ZINC	F81006-1	4	
	Instruction Sheet, Side Support Roller	015109-526	1	

¹ Cylinder assembly includes two 015484 sequence valves. 015484 replaces A09207 valves originally supplied on standard HD until 4/97.

LT30HD *Rev. B1.00 - B1.02*
LT40HD *Rev. B1.00 - B1.02*



HD0110

REF	DESCRIPTION (◆ Indicates Parts Available In Assemblies Only)	PART #	QTY.	
	CLAMP KIT, 30" HYDRAULIC LOG	K09465	1	
	Clamp Assembly, 30" Hydraulic Log	A11792	1	◆
1	Tube, 30" Hydraulic Log Clamp	W11802	1	
2	Arm, 30" Hydraulic Log Clamp (Front)	W11793	1	
3	Fitting, 3/16" Straight Grease	P04107	1	
4	Arm, 30" Hydraulic Log Clamp (Rear)	W11795	1	
5	Fitting, 3/16" Straight Grease	P04107	1	
6	Arm, 30" Hydraulic Log Clamp Link	W11799	1	
7	Fitting, 3/16" Straight Grease	P04107	2	
8	Plate, Clamp Slide Pad Mount	W09422	1	
	Box/Plate Assembly, Hydraulic Clamp	A09635	1	
9	Box Weldment, Hydraulic Clamp	W12069	1	◆
10	Plate Weldment, Hydraulic Clamp	W12752 ¹	1	
11	Pin Weldment, Hydraulic Clamp Plate Pivot	W09639	1	
12	Arm, Clamp Prop	W09638	1	

13	Plate, Clamp Prop Arm End	S09649	1	
14	Spacer, Clamp Prop Arm	S09657	1	
15	Bolt, 1/4-20 X 1 1/2" Hex Head Grade 2	F05005-5	1	
16	Bolt, 1/4-20 X 1" Hex Head Grade 2	F05005-38	1	
17	Nut, 1/4-20 Hex Self-Locking	F05010-9	4	
18	Spring, .36 O.D. X 2.5" Extension	P11817	2	
19	Nut, 1/4-20 Hex Lock	F05010-21	2	
20	Screw, 3/8-16 X 1/2" Socket Head	F05007-50	2	
21	Washer, 5/8" SAE Flat	F05011-5	2	
22	Bushing, 5/8" I.D. Bronze	P05135	2	
23	Screw, 1/4-20 X 3/4" Socket Head	F05005-26	1	
24	Fitting, 3/16" Straight Grease	P04107	1	
25	Pad, Clamp Box Plastic Slide	S09219	2	
26	Button, Bronze	S09167	4	
27	Screw, 1/2-13 X 1 1/2" Flat Point Set	F05008-31	3	
28	Nut, 1/2-13 Hex Jam	F05010-31	3	
	Plate Assembly, Hydraulic Clamp End	014614	1	
29	Plate, Hydraulic Clamp End	S09660	1	
30	Arm Pivot, Clamp Activator	014615	1	
31	Arm, Clamp Activator	014613	1	
32	Spring, Clamp Activator Compression	014617	1	
33	Fitting, 3/16" Grease	P04107	1	
34	Nut, 3/8-16 Hex Nylon Lock	F05010-10	1	
35	Collar, Clamp Activator Arm	014616	1	
36	Screw, 1/4-20 x 3/8" Socket Head Cup Point Set	F05005-47	1	
37	Spring, Clamp Activator Torsion	014618	1	
38	Pin, 3/16" x 1 1/4" Roll	F05012-16	2	
39	Washer, 3/8" SAE Flat	F05011-3	1	
40	Washer, 5/16" Split Lock	F05011-13	1	
41	Bolt, 5/16-18 x 3/4" Hex Head	F05006-5	1	
42	Nut, 5/8-11 Hex Nylon Lock	F05010-34	2	
43	Bearing, Hydraulic Clamp Bronze	P09464	2	
44	Bolt, 1/2-13 X 6 1/2" Hex Head	F05008-6	1	
45	Spacer, Clamp	S09493	1	
46	Nut, 1/2-13 Hex Nylon Lock	F05010-8	1	
	Cylinder Assembly, Hydraulic Log Clamp	A09285	1	
47	Cylinder, 8" X 3" Hydraulic	P12847	1	◆
	Seal Kit, 8" x 3" Hydraulic Cylinder	P12956	1	
48	Fitting, 90° Male Elbow	P09142	2	
49	Pin, Clamp Cylinder Mount	S09246	2	
50	Pin, Clamp Pivot	S09247	1	
51	Washer, 1" SAE Flat	F05011-28	6	
52	Pin, 3/16" X 1 1/2" Cotter	F05012-23	6	
53	Bolt, 3/8-16 X 5" Carriage Head	F05007-113	2	
54	Washer, 3/8" SAE Flat	F05011-3	2	
55	Nut, 3/8-16 Hex Nylon Lock	F05010-10	2	
56	Bolt, 3/8-16 X 4 1/2" Hex Head Grade 2	F05007-35	2	
57	Bolt, 1/2-13 X 1 1/2" Hex Head Grade 5	F05008-33	2	



HYDRAULIC SYSTEM

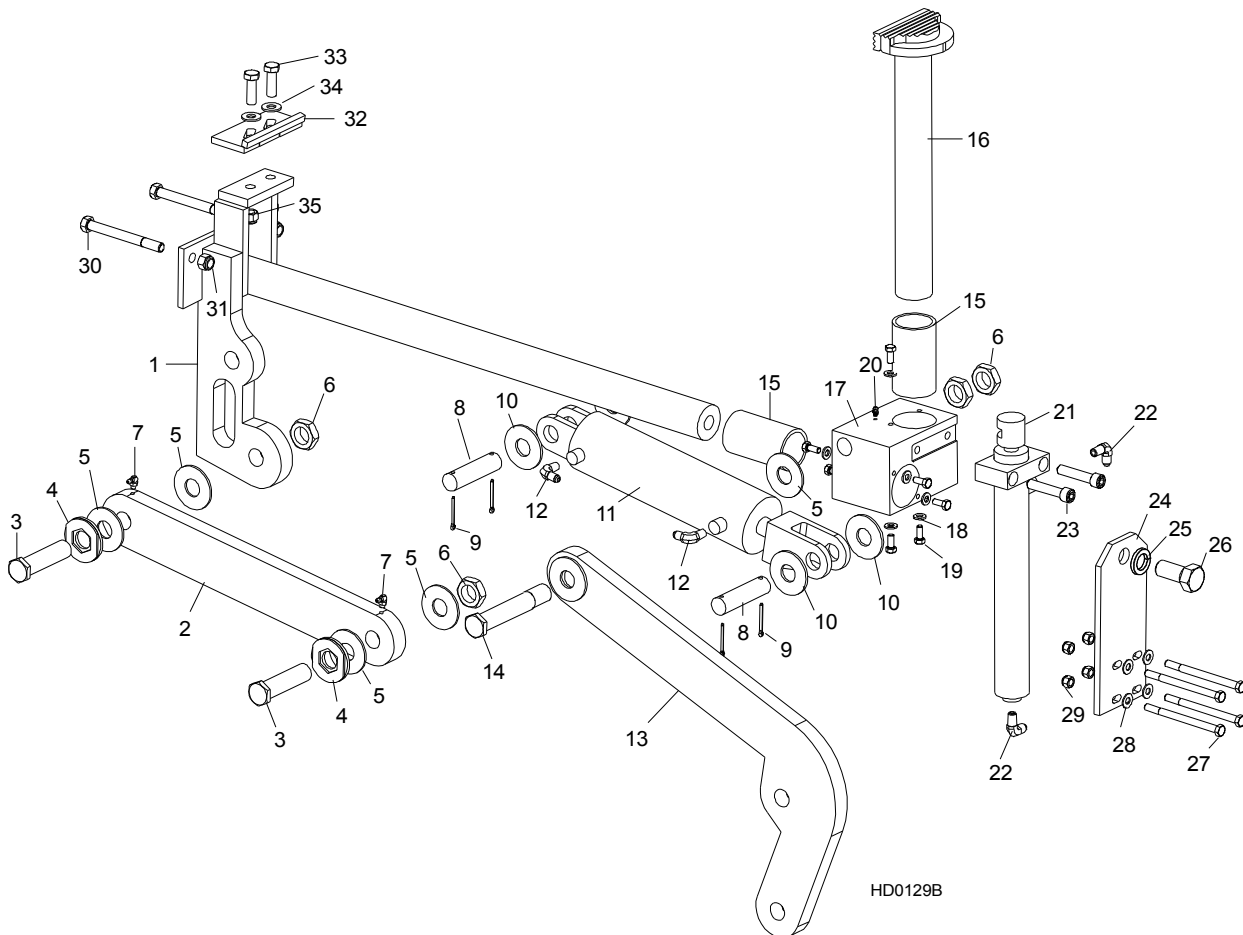
Hydraulic Log Side Supports Hydraulic Log Clamp

58	Washer, 1/2" SAE Flat	F05011-2	2	
59	Nut, 1/2-13 Hex Lock	F05010-3	2	
	Clamp Extension Assembly	A12208	1	
60	Clamp Extension, 3" Hydraulic	W09922	1	◆
61	Pin, 5/16" X 1" Retaining	F05012-45	1	
	CLAMP STOP KIT, HYDRAULIC LOG	K09485	1	
62	Plate, Clamp Stop	W09404	1	
63	Bolt, 1/2-13 X 1 1/2" Hex Head Grade 5	F05008-33	2	
64	Washer, 1/2" SAE Flat	F05011-2	2	
65	Nut, 1/2-13 Hex Nylon Lock	F05010-8	2	
66	BRACKET, LOG CLAMP MOUNT	015252	1	
67	BOLT, 3/8-16 X 5" HEX HEAD	F05007-5	4	
68	NUT, 3/8-16 HEX NYLON LOCK	F05010-10	4	

¹ Use W12752 painted clamp plate to replace W12068 unpainted clamp plate.

9.30 Hydraulic Log Clamp

LT30HD Rev. C2.00 - C4.00
 LT40HD Rev. C2.00 - C4.00
 LT30HD Super Rev. C2.00 - C4.00
 LT40HD Super Rev. C2.00 - C4.00



REF	DESCRIPTION (◆ Indicates Parts Available In Assemblies Only)	PART #	QTY.
	CLAMP ASSEMBLY, SUPER HYDRAULIC	015036-1	1
1	Mount Weldment, Super Clamp Tube	015037	1
2	Arm, Clamp Link	015089-1	1
3	Bolt, 1-14 x 4" Hex Head Grade 8	015072	1
4	Washer Weldment, Hex	015054-1	2
5	Washer, 1/8" x 2 1/2" Hardened	015057	5
6	Nut, 1-14 Hex Jam	F05010-118	4
7	Fitting, 1/4-28 x 90° Grease	P04108	2
8	Pin, 1" x 3.88" Cylinder Mount	S09251	1
9	Pin, 3/16" x 1 1/2" Cotter	F05012-23	4
10	Washer, 28 Flat	F81061-1	4
11	Cylinder, Log Clamp In/Out	015090	1

9 HYDRAULIC SYSTEM

Hydraulic Log Clamp

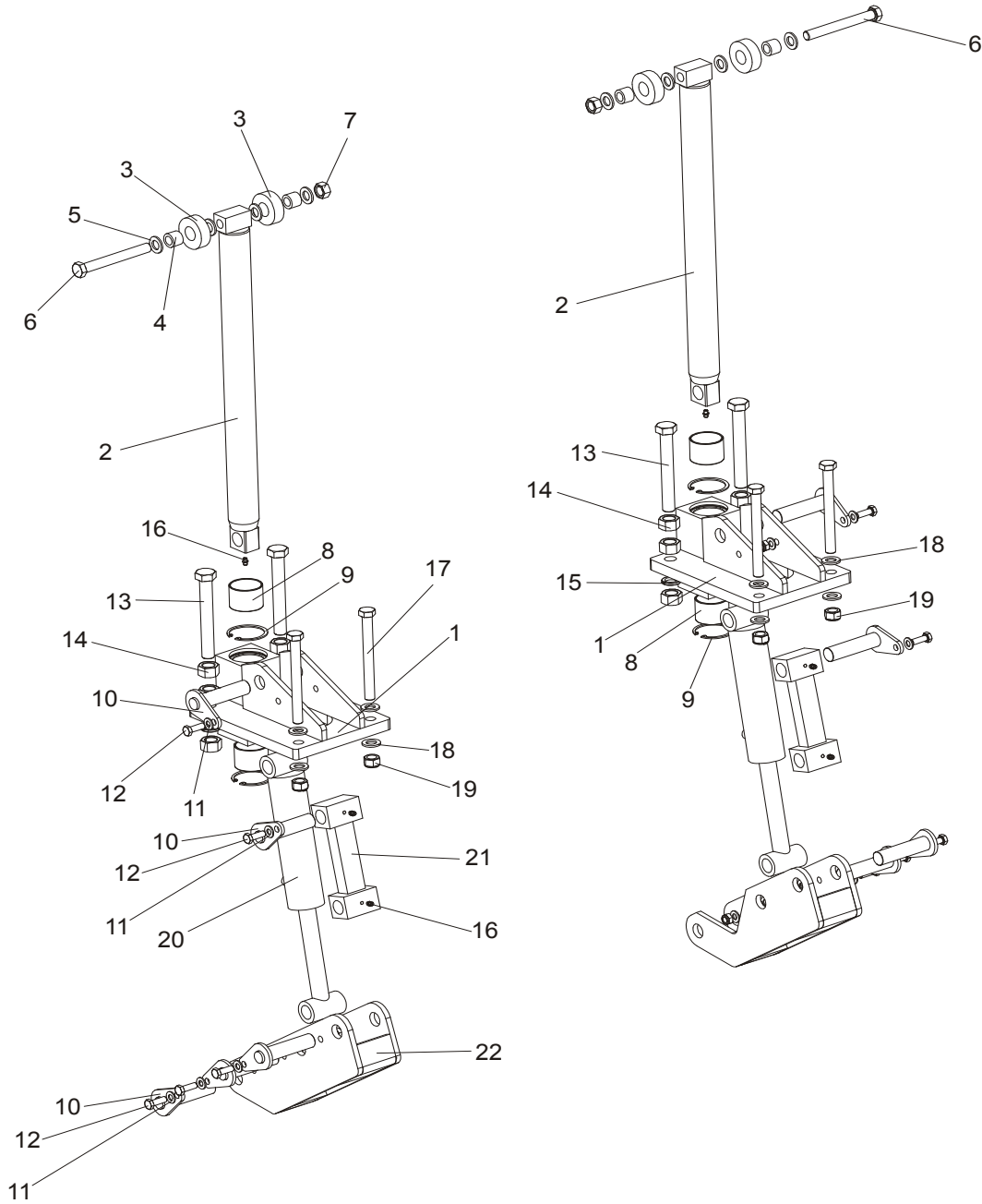
12	Fitting, 1/4" NPT - 1/4" JIC Elbow	P09142	2	
13	Fitting, 1/4" NPT - 3/8" JIC Elbow	015491	2	
14	Link Weldment, Super Clamp	015047 ¹ -1	1	
15	Bolt, 1-14 x 8 1/2" Hex Head Grade 8	015049	1	
16	Bushing, Clamp Slide	015088	2	
17	Clamp Weldment, Vertical Super	015043 ²	1	
18	Block, Vertical Clamp Mount	015065 ²	1	
19	Washer, 8.4 Flat	F81054-1	8	
20	Bolt, 5/16-18 x 3/4" Hex Head	F05006-5	8	
21	Fitting, 3/16" Grease	P04107	1	
22	Cylinder, Log Clamp Up/Down	015050	1	
23	Fitting, 1/4" NPT - 1/4" JIC Elbow	P09142	2	
24	Screw, 1/2-13 x 2 1/2" Socket Head	F05008-39	2	
25	Plate, Super Log Clamp Mount	015068	1	
26	Washer, 7/8" Split Lock	F05011-46	1	
27	Bolt, 7/8-14 x 2" Hex Head Grade 5	F05014-2	1	
28	Bolt, 3/8-16 x 5" Hex Head	F81003-14	4	
29	Washer, 8.2 Flat	F81055-1	4	
30	Nut, 3/8-16 Hex Nylon Lock	F05010-10	4	
31	Bolt, M10 x 120-8.8 Hex Head Grade 5	F81004-35	2	
32	Nut, M12-8 Hex Nylon Lock	F81034-2	2	
	CLAMP STOP KIT, HYDRAULIC LOG	K09485	1	
33	Plate, Clamp Stop	W09404	1	
34	Bolt, M12 x 40-8.8 Hex Head Grade 5	F81004-4	2	
35	Washer, 13 Flat	F81056-1	2	
36	Nut, M12-8 Hex Nylon Lock	F81034-2	2	

¹ 015047 link weldment revised (rev. C1.00). Replacement of link weldment on mills prior to rev. C1.00 requires (Qty. 1) 015049 bolt.

² Clamp Mount Block 016065, Vertical Clamp Weldment 015043, and Link Weldment 015047 revised on Rev. C1.00C2.00 to lower the clamp in relation to the bed frame. Replacement requires adjustment in alignment procedures for bed rails. Raise the blade to 15 5/16" (385 mm) above the clamp and then adjust bed rails 15" (375 mm) from blade.

9.31 (L Type Frame)

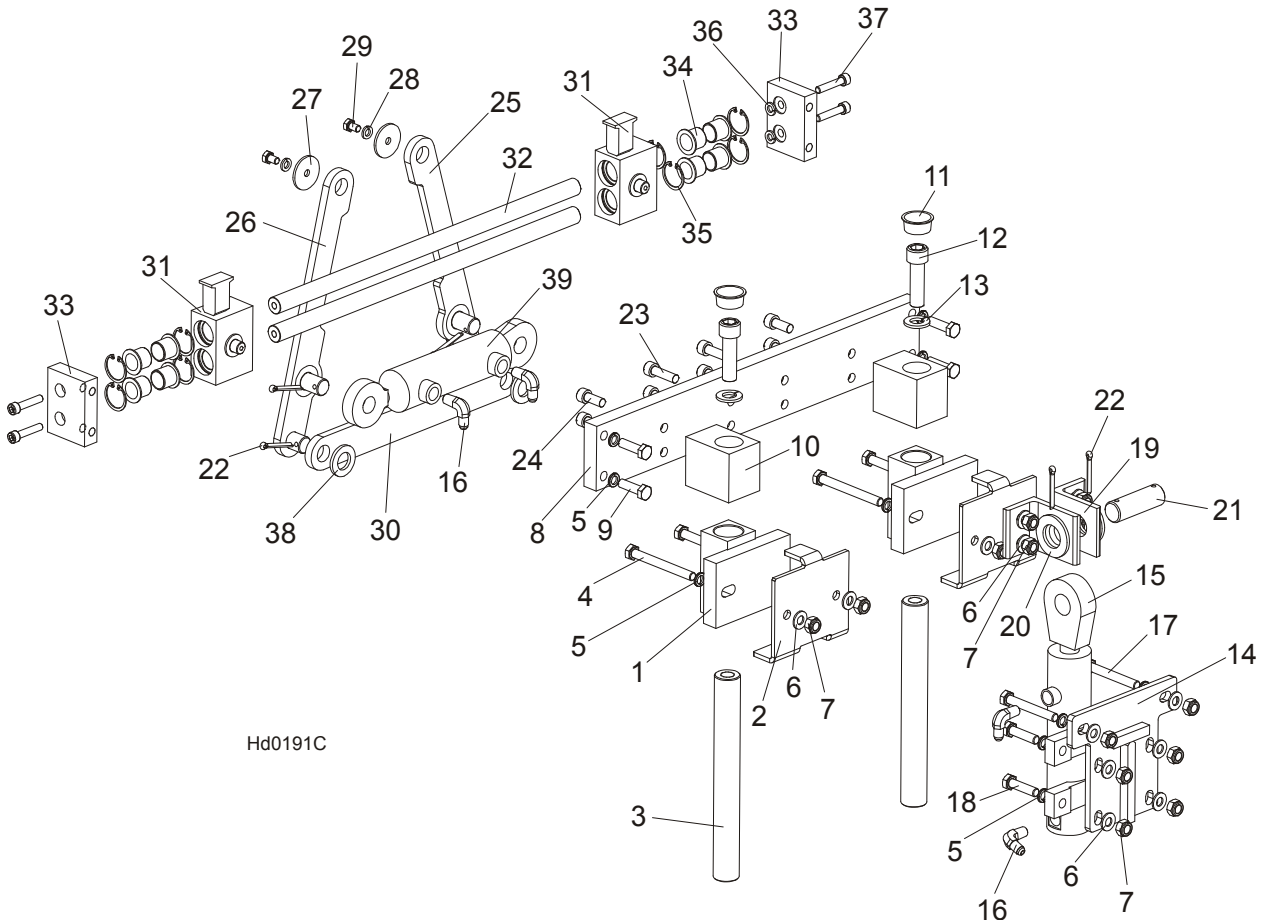
9.32 Hydraulic Log Side Supports (Super Version)



REF.	DESCRIPTION (◆ Indicates Parts Available In Assemblies Only)	PART #	QTY.
	SUPPORT, LT70/300 VERTICAL LOG SIDE (2)	094388	
1	Mount Weldment, LT70/300 Vertical Side Support Upper	508958-1	1
2	Rod Weldment, LT70/300 Vertical Side Support Complete	094011-1	1
3	Roller, LT70/300 Vertical Side Support Zinc-Plated	094013-1	2
4	Bushing, LT70/300 Vertical Side Support Bronze	094012	2
5	Washer, 17 Flat Zinc	F81058-1	4
6	Bolt, M16x140-8.8 Hex Head Zinc	F81006-4	1
7	Nut, M16-5.8 Hex Zinc	F81036-1	1
8	Bushing, 5040BS Non-Greasable	088660	1
9	Ring, 62W Inside Retaining	F81090-1	2

10	Pin Weldment, Vertical Side Support Zinc-Plated	091197-1	5	
11	Washer, 10.5 Flat Zinc	F81055-1	5	
12	Bolt, M10x30-5.8 Hex Head Full Thread Zinc	F81003-2	5	
13	Bolt, ISO 4017 M20x150 8.8 Zinc-Plated	F81007-3	2	
14	Nut, M20-8 Hex Zinc	F81037-1	6	
15	Washer, 20.5 Split Lock Zinc	F81059-1	2	
16	Fitting, M6 Grease	086280	2	
17	Bolt, M16x160 -8.8 Hex Head Zinc	F81006-20	2	
18	Washer, 17 Flat Zinc	F81058-1	4	
19	Nut, M16-8 Hex Nylon Zinc Lock	F81036-2	2	
20	Cylinder, 28/150 1/4 NPT Port Hydraulic	094002	1	
21	Link Weldment, LT300 Vertical Side Support	094016-1	1	
22	Mount Weldment, LT300 Vertical Side Support Lower	094387-1	1	
	SUPPORT, LT70/300 VERTICAL LOG SIDE	094010		
1	Mount Weldment, LT70/300 Vertical Side Support Upper	508958-1	1	
2	Rod Weldment, LT70/300 Vertical Side Support Complete	094011-1	1	
3	Roller, LT70/300 Vertical Side Support Zinc-Plated	094013-1	2	
4	Bushing, LT70/300 Vertical Side Support Bronze	094012	2	
5	Washer, 17 Flat Zinc	F81058-1	4	
6	Bolt, M16x140-8.8 Hex Head Zinc	F81006-4	1	
7	Nut, M16-5.8 Hex Zinc	F81036-1	1	
8	Bushing, 5040BS Non-Greasable	088660	1	
9	Ring, 62W Inside Retaining	F81090-1	2	
10	Pin Weldment, Vertical Side Support Zinc-Plated	091197-1	5	
11	Washer, 10.5 Flat Zinc	F81055-1	5	
12	Bolt, M10x30-5.8 Hex Head Full Thread Zinc	F81003-2	5	
13	Bolt, ISO 4017 M20x150 8.8 Zinc-Plated	F81007-3	2	
14	Nut, M20-8 Hex Zinc	F81037-1	6	
15	Washer, 20.5 Split Lock Zinc	F81059-1	2	
16	Fitting, M6 Grease	086280	2	
17	Bolt, M16x160 -8.8 Hex Head Zinc	F81006-20	2	
18	Washer, 17 Flat Zinc	F81058-1	4	
19	Nut, M16-8 Hex Nylon Zinc Lock	F81036-2	2	
20	Cylinder, 28/150 1/4 NPT Port Hydraulic	094002	1	
21	Link Weldment, LT70/300 Vertical Side Support	094016-1	1	
22	Mount Weldment, LT70/300 Vertical Side Support Lower	094387-1	1	

9.33 Hydraulic Log Clamp, Rear

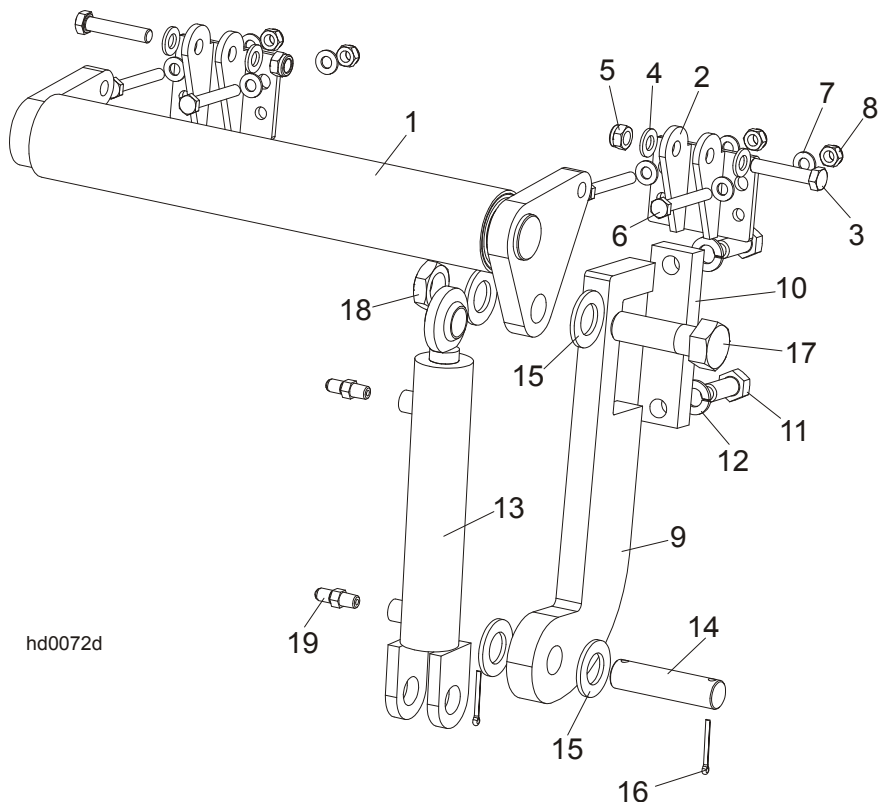


Hd0191C

REF	DESCRIPTION (◆ Indicates Parts Available In Assemblies Only)	PART#	QTY.
	HYDRAULIC LOG CLAMP ASSEMBLY (RIGHT)	095652	1
1	Block Weldment, Log Clamp Up/Down Painted	090545-1	2
2	Bracket, Log Clamp Mount Painted	095647-1	2
3	Pin, Log Clamp Up/Down	088631	2
4	Bolt, M10x95-8.8-B Hex Head Zinc	F81003-71	4
5	Washer, 10.2 Split Lock Zinc	F81055-2	14
6	Washer, 10.5 Flat Zinc	F81055-1	14
7	Nut, M10-8-B Hex Nylon Zinc Lock	F81033-1	14
8	Beam, Log Clamp Main Zinc-plated	094115-1	1
9	Bolt, M10x35-8.8 Hex Head Full Thread Zinc	F81003-17	4
10	Block, Log Clamp Up/Down Painted	094124-1	2
11	Plug, M33 Thread #12428	089839	2
12	Screw, M16x55-8.8 Hex Socket Head Cap Zinc	F81006-18	2
13	Washer, 16.3 Split Lock Zinc	F81058-2	2
14	Plate Weldment, Hydraulic Cylinder Mounting Painted	094094-1	1
15	Cylinder, CJ7F-16/40/22 + UE2-40W Hydraulic	091346	1
16	Fitting, 90° Male Elbow	P09142	4
17	Bolt, M10x75-8.8 Hex Head Zinc	F81003-15	2
18	Bolt, M10x40-8.8 Hex Head Full Thread Zinc	F81003-16	4
19	Bracket, Hydraulic Cylinder Mounting Painted	094127-1	2

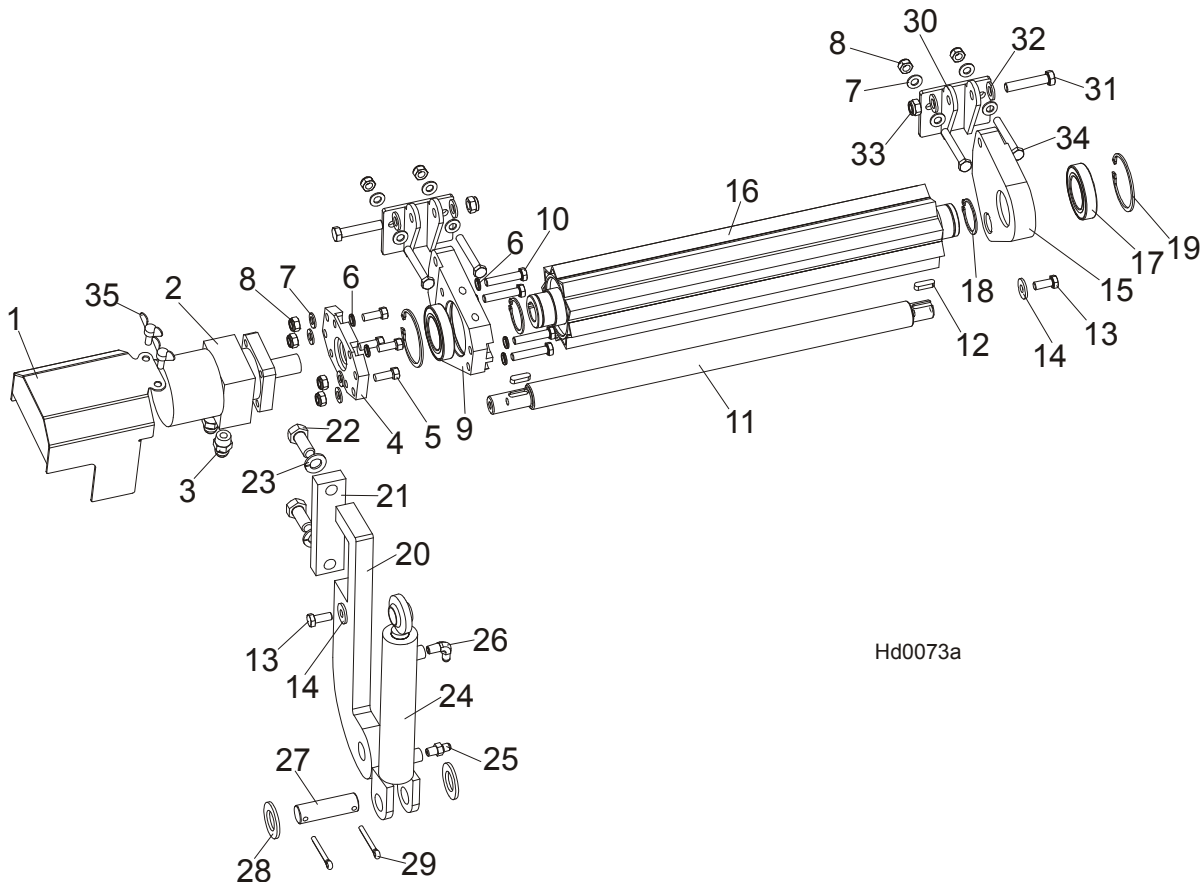
20	Washer, 28 Flat Zinc	F81061-1	2	
21	Pin, 25x75 Zinc-plated	088659-1	1	
22	Pin, S-Zn 5x40 Cotter Zinc	F81043-31	4	
23	Screw, M10x35 8.8 Hex Socket Head Cap Zinc	F81003-56	4	
24	Screw, M10x25 8.8 Hex Socket Head Cap Zinc	F81003-32	4	
25	Link, Log Clamp In/Out Side Zinc-plated (1)	094097-1	1	
26	Link, Log Clamp In/Out Side Zinc-plated (2)	094099-1	1	
27	Washer, Zinc-plated Spacer	094128-1	1	
28	Washer, 8.2 Split Lock Zinc	F81054-4	2	
29	Bolt, M8x12-8.8 Hex Head Full Thread Zinc	F81002-6	2	
30	Arm, Log Clamp In/Out Zinc-plated	094092-1	1	
31	Jaw Weldment, Log Clamp Zinc-plated	094120-1	2	
32	Rod, Log Clamp Jaw Guide	094116	2	
33	Plate, Locking Zinc-plated	094117-1	2	
34	Bushing, JFM-2023-21 Flanged	094113	8	
35	Ring, W 31 Inside Retaining	F81090-15	8	
36	Washer, 8.2 Split Lock Zinc	F81054-4	4	
37	Screw, M8x40-8.8 Hex Socket Head Cap Zinc	F81002-29	4	
38	Washer, 21 Flat Zinc	F81059-2	2	
39	Cylinder SJ2F-16-40/22/80 Hydraulic	093880	1	

9.34 Hydraulic Toe Board



REF.	DESCRIPTION (◆ Indicates Parts Available In Assemblies Only)	PART#	QTY.
	HYDRAULIC TOE BOARD - REAR	092634	1
1	Toe Board Weldment, Hydraulic - Rear	086253-1	1
2	Bracket, Hydraulic Toe Board	087903-1	4
3	Bolt, M12x60mm Hex Head Zinc Grade 8.8	F81004-5	4
4	Washer, M12 Flat Zinc	F81056-1	8
5	Nut, M12 Hex Nylon Zinc Lock	F81034-2	4
6	Bolt, M10x75-8.8 Hex Head Zinc	F81003-15	8
7	Washer, M10 Flat Zinc	F81055-1	16
8	Nut, M10 Hex Nylon Zinc Lock	F81033-1	8
9	Bracket, Hydraulic Toeboard Mount	087729-1	2
10	Plate, Hydraulic Toeboard Mount	090086-1	2
11	Bolt, M16x40mm Hex Head Full Thread Zinc Grade 5.8	F81006-13	4
12	Washer, 16.3 Split Lock Zinc	F81058-2	4
13	Cylinder, CJ-S170-16-40/25/152 Hydraulic	088681	2
14	Pin, Cylinder Mount	086979-1	2
15	Washer, 28 Flat Zinc	F81061-1	8
16	Pin, 3/16x1.5 Cotter Zinc	F05012-23	4
17	Bolt, 1-8x3 1/4 Hex Head Grade 5	F05009-51	2
18	Nut, 1-14 Hex Jam Unplated	F05010-117	2
19	Fitting, 1/4NPTx1/4JIC Male	P09143	4

9.35 Power Toe Roller



REF.	DESCRIPTION (◆ Indicates Parts Available In Assemblies Only)	PART#	QTY.
	POWER ROLLER	096040	1
1	Cover, Hydraulic Motor	096037-1	1
2	Motor, MG06-13-13AAAB Hyd	P21506	1
3	Fitting, 1/2-14NPT/ 7/16-20UNF	096919	2
4	Plate, Hydraulic Motor Mount	096030-1	1
5	Screw, 3/8-16x1, HHC	F05007-7	4
6	Washer, 10.2 Split Lock Zinc	F81055-2	4
7	Washer, 10,5 Flat Zinc	F81055-1	12
8	Nut, M10-8-B Nylon Hex Zinc Lock	F81033-1	8
9	Bracket, Side w/HydroMotor Connector	096029-1	1
10	Bolt, M10x50-8.8-Hex Head Full Thread Zinc	F81003-4	4
11	Rod	096034	1
12	Key, A8x7x28 Parallel	096035	2
13	Bolt, M10x25 8.8 Hex Head Full Thread Zinc	F81003-31	2
14	Washer, 10,5 Zinc Flat Special	F81055-6	2
15	Bracket	096031-1	1
16	Roller, Pivot - Wldmt	096028-1	1
17	Bearing, 6009.2RSR	096025	2
18	Ring, Z 45 Spring Retaining	F81090-32	2
19	Ring, W 75 Spring Retaining	F81090-41	2
20	Plate, Toe Board Cylinder Mount	087729-1	1



HYDRAULIC SYSTEM

Power Toe Roller

21	Plate, Hydraulic Toe Board Mount	090086-1	1	
22	Bolt, M16x40-8.8 Hex Head Full Thread Zinc	F81006-13	2	
23	Washer, 16,3 Split Lock Zinc	F81058-2	2	
	Cylinder, Hydraulic Toe Boards	085937	1	
24	Cylinder, CJ-S170-16-40/25/152 Hydraulic	088681	1	
25	Fitting, C5205x4x4 Male	P09143	1	
26	Fitting, 1/4NPTx1/4JIC Male Elbow	P09142	1	
27	Pin, Hydraulic Cylinder Zinc	086979-1	1	
28	Washer, 28 Flat Zinc	F81061-1	2	
29	Pin, S-Zn 6,3x45	F81045-2	2	
30	Bracket, Toe Board Roller Mount	087903-1	2	
31	Bolt, M12x60-8.8 Hex Head Zinc	F81004-5	2	
32	Washer, 13 Zinc Flat	F81056-1	4	
33	Nut, M12-8 Hex Nylon Zinc Lock	F81034-2	2	
34	Bolt, M10x75-8.8-Hex Head Zinc	F81003-15	4	
35	Stud, M6x16 Wing	F81001-16	2	