

Wood-Mizer®

Parts Manual

LT70M AH Super

rev. B4.08

LT70M AH Super WIDE

rev. B4.08



Safety is our #1 concern! Read and understand all safety information and instructions before operating, setting up or maintaining this machine.

Form #1060

Table of Contents

Section-Page

SECTION 1	GENERAL INFORMATION	1-1
1.1	How To Use the Parts List.....	1-1
1.2	Sample Assembly	1-1
SECTION 2	BLADE GUIDE ASSEMBLIES	2-1
2.1	Blade Guide Assembly, Idle Side	2-1
2.2	Blade Guide Assembly, Drive Side	2-3
2.3	Blade Guide Arm, Idle Side - Wide Saw Head	2-5
2.4	Blade Guide Arm, Idle Side	2-7
2.5	Blade Guide Mount Assembly, Drive Side	2-10
2.6	Blade Guide w/Extended Roller, Idle Side (524855)	2-11
2.7	Blade Guide w/Extended Roller, Drive Side (524863)	2-13
2.8	Extended Blade Guide Roller w/Bearings - 522502	2-15
SECTION 3	BLADE WHEELS & TENSIONER	3-1
3.1	Blade Drive Assembly.....	3-1
3.2	Idle-Side Blade Wheel Assembly	3-3
3.3	Hydraulic Blade Tensioner Assembly.....	3-4
3.4	Sawdust Flow Guide.....	3-6
3.5	Idle Side Wheel Arm Rocker W/Lever (520539_533944)	3-7
3.6	Blade Drive Wheels And Rollers Assembly, 2" Blade (586000)	3-8
3.7	2" Blade Drive Wheel (582126)	3-9
3.8	Idle Side 2" Blade Wheel (582125)	3-10
3.9	Drive Blade Wheel Wiper & Scraper Assembly (586150)	3-11
SECTION 4	SAW HEAD	4-1
4.1	Middle Throat Screw.....	4-1
4.2	Drive Belt Tensioner (AC)	4-2
4.3	Board Return Assembly (Optional)	4-3
4.4	Water Lube Assembly	4-5
4.5	Oil Tank	4-6
4.6	LT70AC Saw Head Decals	4-7
4.7	Blade Housing Covers.....	4-9
4.8	Sawdust Chute	4-11
4.9	Sawdust Chute (LT70 Wide only).....	4-12
4.10	Saw Head Rest Bracket & Plate Mount	4-13
4.11	LT Sawmill Saw Head Rest Bracket.....	4-14
4.12	Saw Head Support Bracket (only portable sawmills with the new type of "M" frame) 4-15	
SECTION 5	CONTROL BOXES	5-1
5.1	Control Assembly, LT70 AH	5-1
5.2	Control Assembly, LT70-RSW	5-3
5.3	Control Assembly, LT70 Remote	5-5

Table of Contents

Section-Page

5.4	Box Assembly, LT70 Remote 10- Section	5-7	
5.5	Drum Switches	5-9	
5.6	Circuit Breakers.....	5-10	
5.7	Front Panel Assembly & Harnesses	5-11	
5.8	Plate, LT70 Remote Complete Front Control Box	5-12	
5.9	Solenoids	5-13	
SECTION 6 UP/DOWN SYSTEM			6-1
6.1	Up/Down Rollers & Covers	6-1	
6.2	Blade Height Scale	6-3	
6.3	Up/Down Chain & Sprockets	6-5	
6.4	Safety Switches	6-6	
6.5	Up/Down Drive Assembly	6-7	
SECTION 7 FEED SYSTEM & TRACK ROLLERS			7-1
7.1	Upper Track Rollers And Wipers.....	7-1	
7.2	Power Feed Assembly	7-3	
7.3	Feed Chain/Stop, LT70 S/M	7-5	
7.4	Feed Chain/Stop	7-6	
7.5	Lower Track Rollers.....	7-7	
SECTION 8 BED FRAME ASSEMBLY			8-1
8.1	Bed Rail Assembly, Front (LT20/40/70M Super).....	8-1	
8.2	Bed Rail Assembly, Middle (LT20/40/70M Super).....	8-2	
8.3	Flat Bed Rail (LT70S Super)	8-3	
8.4	Additional Angled Bed Rail (Long) - Complete	8-5	
8.5	Additional Flat Bed Rail (Long) - Complete	8-6	
8.6	Additional Flat Bed Rail (Short) - Complete	8-7	
8.7	Additional Angled Bed Rail (Short) - Complete	8-8	
8.8	Angled Bed Rails for "M" Frame	8-9	
8.9	Angled Bed Rails for "M-Super" Frame	8-11	
8.10	Plate Set, M Type Frame Bed Rail 1-2 & 2-3 (Option)	8-12	
8.11	Bed Extension LT40 (0.9m) - Complete	8-13	
8.12	Fine Adjust Outrigger Leg.....	8-15	
8.13	Board Removal Bumper for "M" Frame	8-16	
8.14	Long Table	8-17	
8.15	Outrigger Leg Kit, M Super Frame	8-18	
8.16	Stationary Legs for "M" Super Frame	8-19	
8.17	Stationary Legs, "S" Super Frame	8-21	
8.18	Board Removal Bumper Assembly ("Super" Frame)	8-23	
8.19	LT20/40/70M Saw Head Rest Pin Assembly	8-25	
8.20	Tie Down Chain Assembly	8-26	
8.21	Blockade, LT40 Control Box	8-27	
8.22	Stationary Legs, "M" Super Frame	8-28	
8.23	Inspection Platform (DC Sawmills Only)	8-30	
8.24	Inspection Platform (New M-type Frame, Mobile Sawmills).....	8-31	
8.25	Inspection Platform (M-type Frame Sawmills).....	8-32	

Table of Contents

Section-Page

8.26	Inspection Platform for the Old Type Frame (Optional).....	8-33
8.27	Octagonal Profile Sawing Tool (Option)	8-34
8.28	Sawmill Transport Bracket Assembly (Option)	8-35
8.29	7-Post Remote Set 550025	8-36
8.30	Guide Rail 550024	8-37
8.31	Guide Rail Support Post 520669	8-38
8.32	Guide Rail Support Post 518736	8-39
8.33	Wall Mount Remote Set 550026	8-40
8.34	Wall Mount Bracket Kit 518724	8-41
8.35	Leg, Middle Stationary Adjustable (Part No. 550126)	8-42
8.36	Leg, Left Stationary Adjustable (Part No. 550130)	8-43
8.37	Leg, Main Tube High (Part No. 550134)	8-45
8.38	Leg, Front Stationary Adjustable (Part No. 550138)	8-47
8.39	Main Tube Cover Assembly (Part No. 093052)	8-49

SECTION 9 HYDRAULIC SYSTEM

9-1

9.1	Hydraulic Hoses, LT40/70M Super	9-1
9.2	Hydraulic Boxes, Super AC	9-3
9.3	Quick Disconnect Fittings for 1/4" Hoses (LT70M Super, Option) ..	9-4
9.4	Quick Disconnect Fittings for 3/8" Hoses (LT70M Super, Option) ..	9-5
9.5	Hydraulic Control Box, LT20 Series AHS3	9-6
9.6	Hydraulic Control Box, LT40/70 AC 14-Section	9-8
9.7	Hydraulic Control Box, LT40/70M Super (AC)	9-11
9.8	Hydraulic Control Box, LT40/70 Series AHS2/3/4	9-13
9.9	Hydraulic Control Box, LT40/70 AHS2	9-15
9.10	Hydraulic Control Box, AC 11-Section	9-17
9.11	Hydraulic Control Box, LT40/LT70 AC 10-Section	9-20
9.12	Hydraulic Electrical Box, AC	9-22
9.13	Shock Absorber Assembly - Option for Sawmills Equipped with Hydraulics	9-23
9.14	Wireless Control Assembly (Option)	9-25
9.15	Hydraulic Log Loader, S/M Frame	9-26
9.16	Hydraulic Log Loader for "M" Super Frames	9-28
9.17	Hydraulic Log Loader, Extended for "S", "M" and "M Super" Frames with 2.5 t. and 2.6 t. Trailer	9-30
9.18	Hydraulic Log Side Supports (for Stationary Sawmills)	9-32
9.19	Vertical Side Support Kit - L-type frame	9-33
9.20	Hydraulic Log Turner	9-35
9.21	Chain Log Turner with Bracket	9-37
9.22	Chain Log Turner	9-38
9.23	Hydraulic Log Side Supports (for Stationary Sawmills).....	9-40
9.24	Hydraulic Log Side Supports (for Stationary Sawmills)	9-42
9.25	Vertical Side Support for Stationary Frames	9-43
9.26	Vertical Side Support (for Stationary Frames)	9-45
9.27	Hydraulic Log Side Supports (for Mobile Sawmills).....	9-47
9.28	Hydraulic Log Side Supports (for Mobile Sawmills)	9-49
9.29	Hydraulic Pull-Down Clamp	9-51
9.30	Main Hydraulic Log Clamp (2 Rods)	9-53
9.31	Hydraulic Log Clamp - main.....	9-55

Table of Contents

Section-Page

9.32	Main Log Clamp (540970)	9-57
9.33	Two-Plane Log Clamp - M-type Frame +100 (544213)	9-59
9.34	Hydraulic Log Side Supports (Super Version).....	9-61
9.35	Hydraulic Toe Board	9-63
9.36	Left Hydraulic Toe Board (mounted on lower bed rail)	9-64
9.37	Driven Log Levelling Roller (mounted on lower bed rail)	9-65
9.38	Power Toe Roller.....	9-67
9.39	Power Toe Roller (Option)	9-69
9.40	Driven Log Levelling Roller, Lower Bed Rail (Option)	9-71
9.41	Driven Log Levelling Roller, Right w/2 Cylinders (Option)	9-73
9.42	Driven Log Levelling Roller, Left w/2 Cylinders	9-75
9.43	Hydraulic Toe Board, Bottom Bed Rail	9-77
9.44	Turner, Left Chain Log - COMPLETE (533910)	9-78
9.45	Log Side Support Roller. 516142	9-80
9.46	Hydraulic Cylinder. 520414	9-81
9.47	Cylinder Assembly. 555238	9-82
9.48	Toe Board Roller. 544228	9-83
9.49	Front Box. 555429	9-84
9.50	Front Box. 555430	9-86
9.51	Rear Box. 555445	9-88
9.52	Hydraulic Control Box 14 sec. 5.5 kW (550023)	9-90
9.53	Front Box. 555426	9-93
9.54	Rear Box. 555444	9-95
9.55	Front Box. 555427	9-97
9.56	Front Box. 555433	9-99
9.57	Front Box. 555435	9-101

SECTION 1 GENERAL INFORMATION

1.1 How To Use the Parts List

- Use the index above to locate the assembly that contains the part you need.
- Go to the appropriate section and locate the part in the illustration.
- Use the number pointing to the part to locate the correct part number and description in the table.
- Parts shown indented under another part are included with that part.
- Parts marked with a diamond (◆) are only available in the assembly listed above the part.

See the sample table below. Sample Part #A01111 includes part F02222-2 and subassembly A03333. Subassembly A03333 includes part S04444-4 and subassembly K05555. The diamond (◆) indicates that S04444-4 is not available except in subassembly A03333. Subassembly K05555 includes parts M06666 and F07777-77. The diamond (◆) indicates M06666 is not available except in subassembly K05555.

1.2 Sample Assembly				
REF.	DESCRIPTION (◆ Indicates Parts Available In Assemblies Only)	PART #	QTY	
	Sample Assembly, Complete (Includes All Indented Parts Below)	A01111	1	
1	Sample Part	F02222-22	1	
	Sample Subassembly (Includes All Indented Parts Below)	A03333	1	
2	Sample Part (◆ Indicates Part Is Only Available With A03333)	S04444-4	1	◆
	Sample Subassembly (Includes All Indented Parts Below)	K05555	1	
3	Sample Part (◆ Indicates Part Is Only Available With K05555)	M06666	2	◆
4	Sample Part	F07777-77	1	

To Order Parts:

- From Europe call our European Headquarters and Manufacturing Facility in Kolo, Poland at **+48-63-2626000**. From the continental U.S., call our toll-free Parts hotline at **1-800-525-8100**. Have your customer number, vehicle identification number, and part numbers ready when you call. From other international locations, contact the Wood-Mizer distributor in your area for parts.

Office Hours:

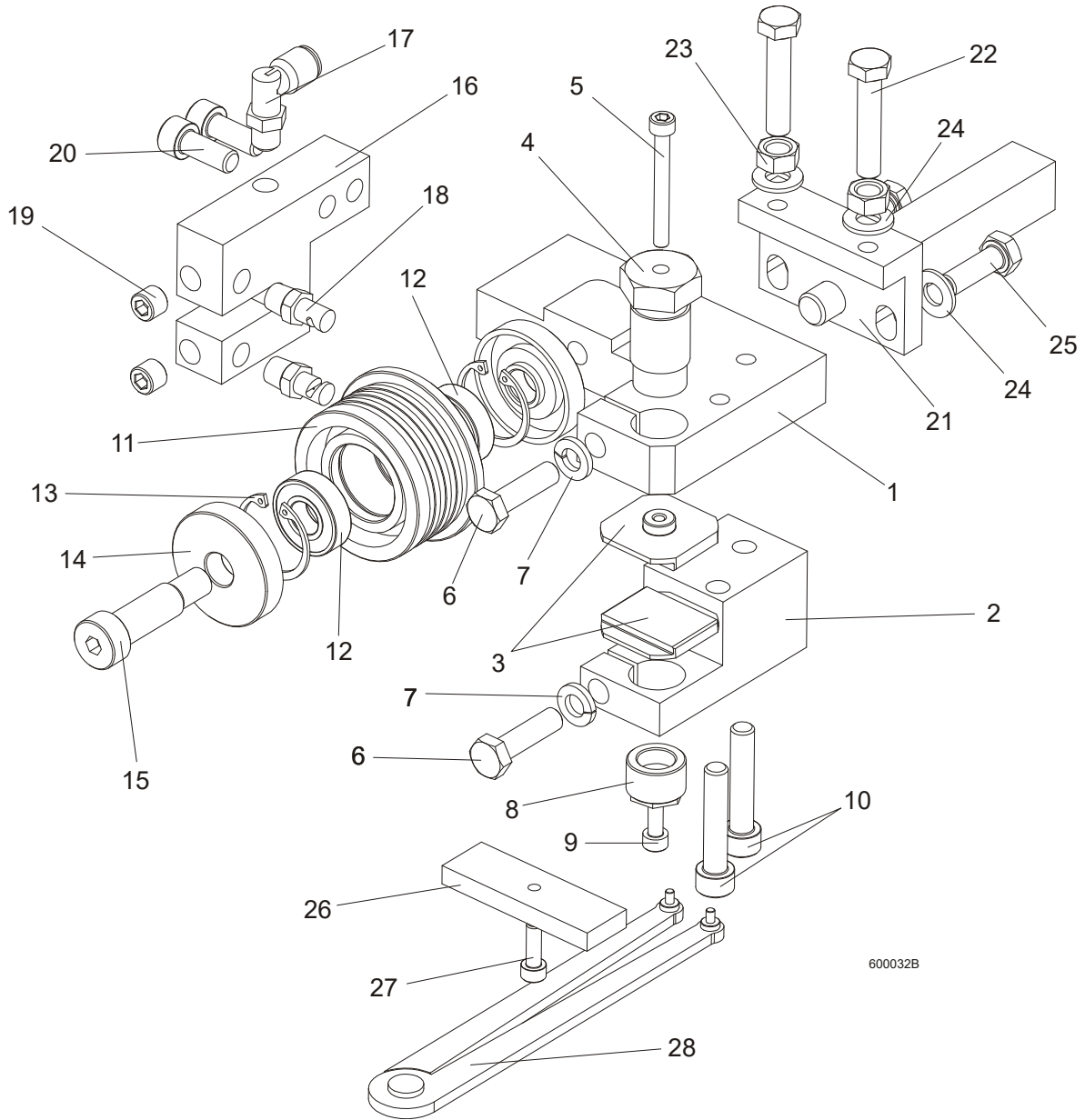
Country	Monday - Friday	Saturday	Sunday
Poland	7-15	Closed	Closed
US	8 a.m.- 5 p.m.	8 a.m.- 12 p.m.	Closed



CAUTION! It is strongly recommended that only original spare parts be used.

SECTION 2 BLADE GUIDE ASSEMBLIES

2.1 Blade Guide Assembly, Idle Side

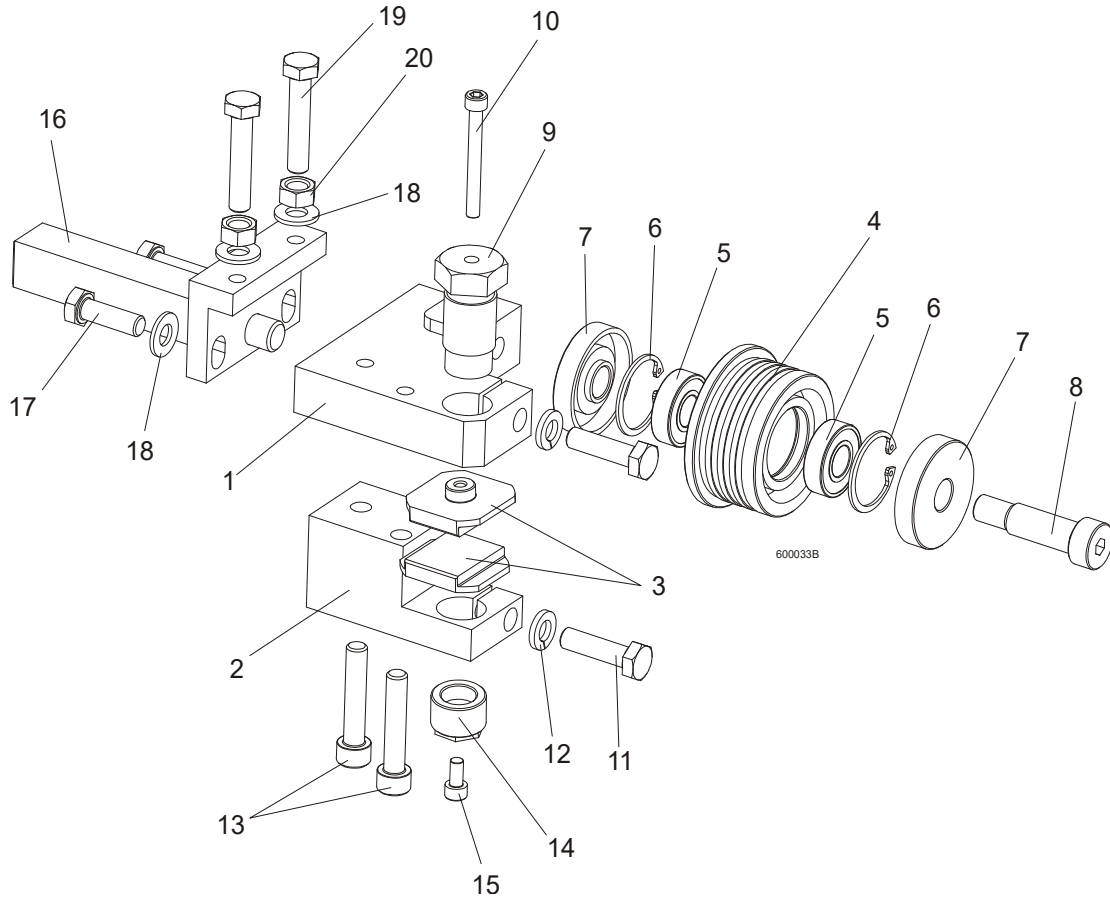


600032B

Blade Guide Assemblies*Blade Guide Assembly, Idle Side*

REF	DESCRIPTION (◆ INDICATES PARTS AVAILABLE IN ASSEMBLIES ONLY)	PART #	QTY
	BLADE GUIDE ASSEMBLY, IDLE SIDE, EXTENDED (FOR OPTIONAL USE WITH 1 1/2" BLADES)	092997	1
1	Block, Blade Guide Mount Zinc-Plated	090947-1	1
2	Block, Lower Ceramic Pad Mount Zinc-Plated	090948-1	1
3	Block, Blade Guide Zinc	093430-1	2
4	Bolt, Upper Pad Adjustment Zinc-Plated	089515-1	1
5	SCREW, M5X45 DIN912 A2-70 HEX SOCKET HE	F81000-24	1
6	Bolt, M8x30 DIN933 A2-70 Stainless Steel	F81002-27	2
7	WASHER 8,2 SPLIT LOCK ZINC	F81054-4	2
8	Screw, Lower Pad Adjuster Zinc-Plated	516191-1	1
9	SCREW, M5X10 DIN912 A2-70 HEX SOCKET HE	F81000-23	1
10	Screw, M8x40-8.8 Hex Socket Head Cap Zinc	F81002-29	2
	Roller, Blade Guide w/Bearing, Extended	092939	1
11	Roller, Blade Guide Extended	087890	1
12	BEARING, 6001 2RSR (FAG, SKF)	087893	2
13	Ring, W28 Inside Retaining	F81090-9	2
14	RING, ZINC-PLATED SPACER	087891-1	1
	Washer, Blade Guide Roller Spacer Zinc-Plated	087892-1	1
15	Screw, 12/M10x30 12.9 ISO 7379 Socket Head Shoulder	F81003-70	1
	Screw, 12/M10x35 12.9 ISO 7379 Socket Head Shoulder (used with the Extended Roller only)	F81003-48	1
16	Block, Nozzle Mounting Zinc-Plated	090487-1	1
17	ELBOW, 90 DEG 1/8MPT 1/4 TUBE SWIVEL	P09736	1
18	Nozzle, Blade Lube Spray	033479	2
19	PLUG, M10X1 DIN906 BN40 ZINC	F81015-3	2
20	Screw, M8x20-8.8 Hex Socket Head Cap Zinc	F81002-30	2
21	BRACKET WELDMENT, BLADE GUIDE ZINC-PLATE	089509-1	1
22	Bolt, M8x40 DIN933 A2-70 Stainless Steel	F81002-28	2
23	NUT, M8 DIN 934 A2-70 STAINLESS STEEL	F81032-7	2
24	WASHER, 8.4 FLAT ZINC	F81054-1	4
25	Bolt, M8x25 DIN933 A2-70 Stainless Steel	F81002-26	2
	PLATE, BLADE GUIDE ALIGNMENT - COMPLETE	090951	1
26	PLATE, BLADE GUIDE ALIGNMENT ZINC-PLATED	090805-1	1
27	Screw, M5X16-8.8 Hex Socket Head Cap Zinc	F81000-25	1
28	Tool, 62860-3 (PERSCHMAN) Lower Pad Adjustment	090949	1

2.2 Blade Guide Assembly, Drive Side

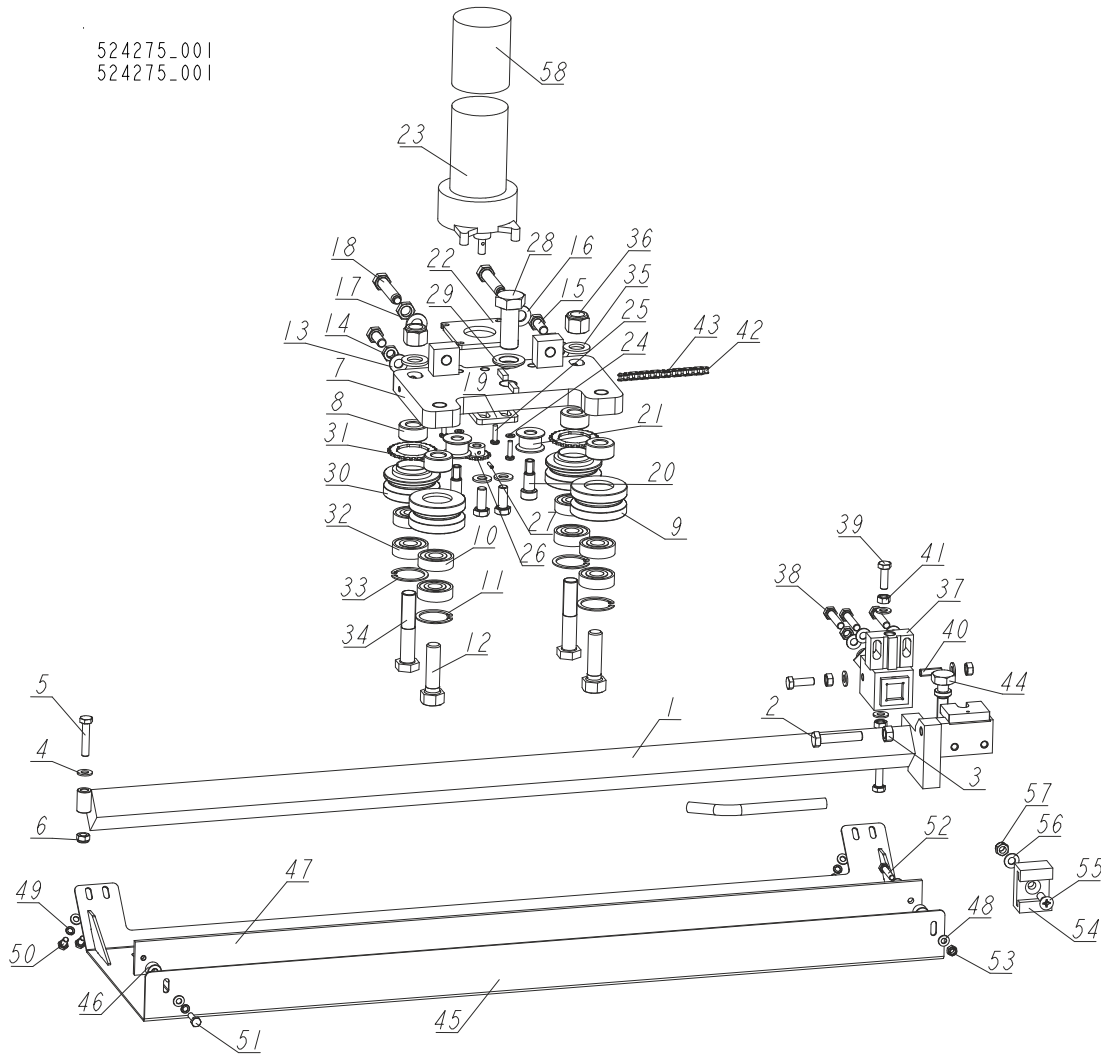


REF	DESCRIPTION (◆ INDICATES PARTS AVAILABLE IN ASSEMBLIES ONLY)	PART #	QTY	
	BLADE GUIDE ASSEMBLY, DRIVE SIDE, EXTENDED (FOR OPTIONAL USE WITH 1 1/2" BLADES)	092998	1	
1	Block, Blade Guide Mount Zinc-Plated	090944-1	1	
2	Block, Lower Ceramic Pad Mount Zinc-Plated	090946-1	1	
3	Block, Blade Guide Zinc	093430-1	2	
	Roller, Blade Guide w/Bearing, Extended	092939	1	
4	Roller, Blade Guide Extended	087890	1	
5	BEARING, 6001 2RSR (FAG, SKF)	087893	2	◆
6	Ring, W28 Inside Retaining	F81090-9	2	
7	RING, ZINC-PLATED SPACER	087891-1	1	
	Washer, Blade Guide Roller Spacer Zinc-Plated	087892-1	1	
8	Screw, 12/M10x30 12.9 ISO 7379 Socket Head Shoulder	F81003-70	1	
	Screw, 12/M10x35 12.9 ISO 7379 Socket Head Shoulder (used with the Extended Roller only)	F81003-48	1	
9	Bolt, Upper Pad Adjustment	089515	1	
10	SCREW, M5X45 DIN912 A2-70 HEX SOCKET HE	F81000-24	1	
11	Bolt, M8x30 DIN933 A2-70 Stainless Steel	F81002-27	2	
12	WASHER 8,2 SPLIT LOCK ZINC	F81054-4	2	
13	Screw, M8x40-8.8 Hex Socket Head Cap Zinc	F81002-29	2	
14	SCREW, LOWER PAD ADJUSTER ZINC-PLATED	516191-1	1	

2**Blade Guide Assemblies***Blade Guide Assembly, Drive Side*

15	SCREW, M5X10 DIN912 A2-70 HEX SOCKET HE	F81000-23	1	
16	BRACKET WELDMENT, BLADE GUIDE ZINC-PLATE	089509-1	1	
17	Bolt, M8x25 DIN933 A2-70 Stainless Steel	F81002-26	2	
18	WASHER, 8.4 FLAT ZINC	F81054-1	4	
19	Bolt, M8x40 DIN933 A2-70 Stainless Steel	F81002-28	2	
20	NUT, M8 DIN 934 A2-70 STAINLESS STEEL	F81032-7	2	

2.3 Blade Guide Arm, Idle Side - Wide Saw Head



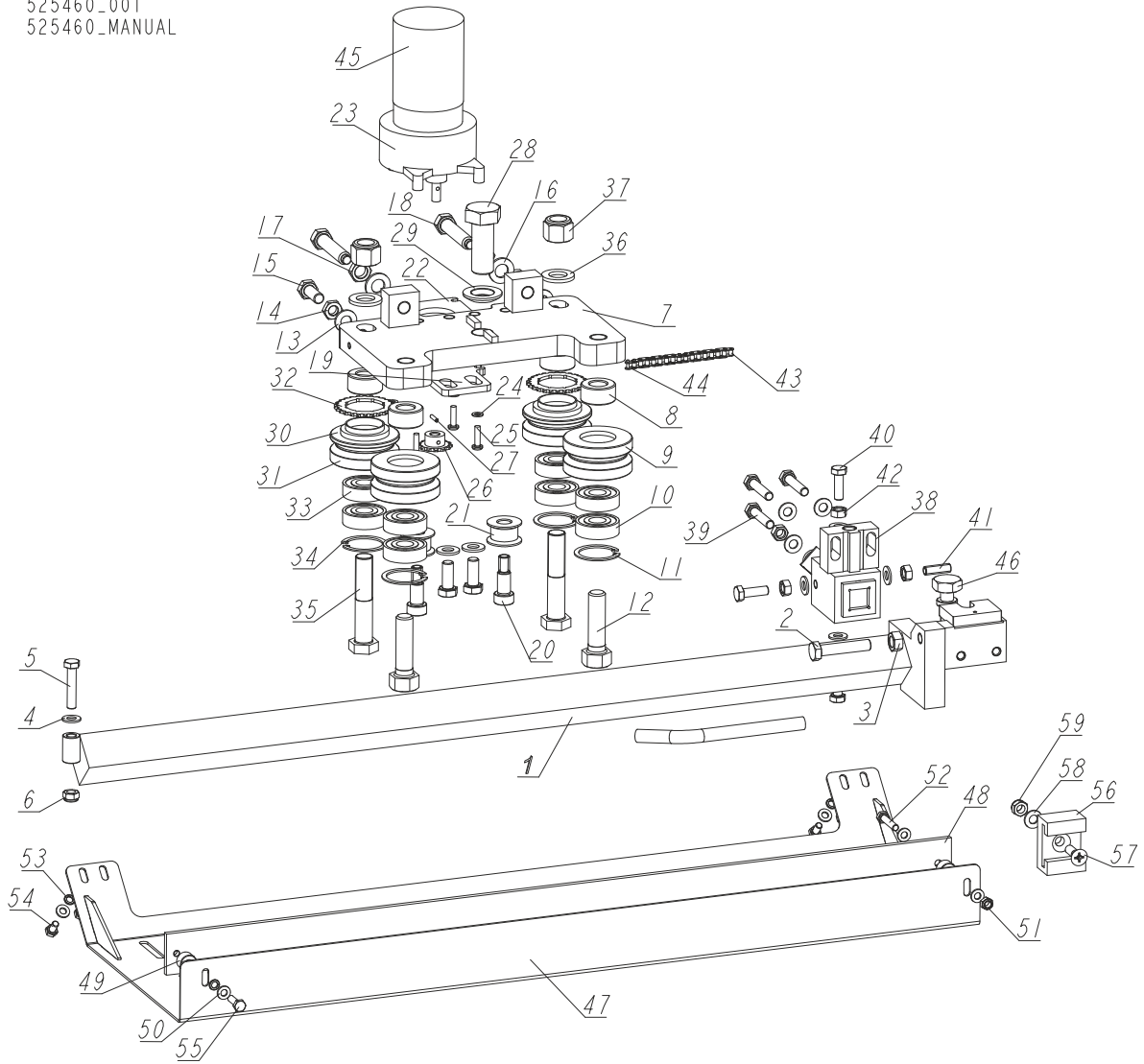
REF	DESCRIPTION (◆ INDICATES PARTS AVAILABLE IN ASSEMBLIES ONLY)	PART #	QTY
-	ARM, BLADE GUIDE - IDLE SIDE	524275	1
1	ARM, BLADE GUIDE ZINC-PLATED	524273-1	1
2	BOLT, M10X50MM,HEX HEAD FULL THREAD ZINC	F81003-4	1
3	NUT, M10-8-B-HEX ZINC	F81033-3	1
4	WASHER, 8.4 FLAT ZINC	F81054-1	8
5	BOLT, M8X40-8.8 HEX HEAD FULL THREAD ZINC	F81002-15	1
6	NUT, M8-8-B HEX NYLON ZINC LOCK	F81032-2	1
7	PLATE WELDMENT, BLADE GUIDE ARM ZINC-PLATED	090800-1	1
8	BUSHING, 16/32-16 ZINC-PLATED	090804-1	4
-	ROLLER ASSY, B/G IDLER	042543	2
9	ROLLER, 2 1/2 V-GROOVE	042536	1
10	BEARING, 5/8X1.7548X.4724	P06030-1	2
11	RING, 1.575 INTERNAL BEVELED RETAINING	F04254-8	1
12	BOLT, 5/8-18X2 1/4 HH GRADE 5	F05009-80	2
13	WASHER, 10.5 FLAT ZINC	F81055-1	4
14	NUT, M10-04-W HEX ZINC THIN	F81033-6	2
15	BOLT, M10X25 8.8 HEX HEAD FULL THREAD	F81003-31	4

Blade Guide Assemblies*Blade Guide Arm, Idle Side - Wide Saw Head*

REF	DESCRIPTION (◆ INDICATES PARTS AVAILABLE IN ASSEMBLIES ONLY)	PART #	QTY
16	WASHER, 13 FLAT ZINC	F81056-1	2
17	NUT, M12X1.25-8 HEX THIN ZINC	F81034-5	2
18	SCREW, M12X1.25X60-33H HEX SET ZINC W/FULL DOG POINT	F81004-52	2
19	PLATE, BLADE GUIDE MOTOR MOUNT	557374-1	1
20	BOLT, 12/M10X20 12.9 ISO7379 SHOULDER (BOSSARD)	F81003-68	2
21	ROLLER, CHAIN GUIDE	090801	2
22	PLATE, SPACER	557373-1	1
23	MOTOR, CURRENT APPLICATION 1/30HP 12VDC GEAR	557161	1
24	WASHER, 5.3 FLAT ZINC	F81052-1	4
25	BOLT, #10-32X3/4 CRSL PH	F81000-35	4
26	SPROCKET, 25B13X.3130	P09970	1
27	PIN, 3X14 GEOMET ROLL	F81044-4	1
28	BOLT, M20X1.5X50-8.8-B HEX HEAD FULL THREAD ZINC	F81007-2	1
29	WASHER, DIN 6319-21C SPHERICAL (GOMA)	F81059-6	1
-	ROLLER ASSY, B/G DRIVE	042542	2
-	ROLLER ASSY, B/G PRESSED DRIVE	042541	1
30	ROLLER, 2.5 V-GROOVE DRIVE	042535	1
31	SPROCKET, #25 CHAIN 26 TOOTH	S09931	1
32	BEARING, 5/8X1.7548X.4724	P06030-1	2
33	RING, 1.575 INTERNAL BEVELED RETAINING	F04254-8	1
34	BOLT, 5/8-18X3 1/4 HHC GRADE 5	F05009-98	2
35	WASHER, 17 SPLIT LOCK ZINC	F81058-1	2
36	NUT, 5/8-18 NYLON ZINC LOCK	F05010-71	2
37	MOUNTING BLOCK, DRIVE SIDE BLADE GUIDE (089503-1	1
38	BOLT, M8X40 DIN933 A2-70 STAINLESS STEEL	F81002-28	3
39	BOLT, M8X25 DIN933 A2-70 STAINLESS STEEL	F81002-26	3
40	SCREW, M8X25 A2-70 DIN 913 STAINLESS STE	F81014-3	1
41	NUT, M8 DIN 934 A2-70 STAINLESS STEEL	F81032-7	5
-	CHAIN, BLADE GUIDE ARM DRIVE	093805	1
42	CHAIN, #25X92 PITCHES B/G	042443	2
43	LINK, 25 MASTER	P09983	2
44	BOLT, BLADE GUIDE ADJUSTMENT (ZINC-PL.)	506552-1	1
-	GUARD, LT70 BLADE - COMPLETE	525483	1
45	GUARD WELDMENT, LT70 BLADE	525480-1	1
46	BUSHING, 6.5/16-10.5	525463-1	2
47	BAR, LT70 BLADE GUARD	524272	1
48	WASHER, 6.4 FLAT ZINC	F81053-1	7
49	WASHER, Z 6.1 SPLIT LOCK	F81053-3	5
50	BOLT, M6X12-8.8 HEX HEAD FULL THREAD ZIN	F81001-7	4
51	BOLT, M6X20 8.8 HEX HEAD FULL THREAD ZINC	F81001-2	1
52	BOLT, M6X30-8.8 HEX HEAD FULL THREAD	F81001-13	1
53	NUT, M6-8-B HEX NYLON ZINC LOCK	F81031-2	1
54	BRACKET, BLADE GUIDE ARM GUIDE	088305	1
55	BOLT, M8X25 PAN HEAD ZINC	F81002-51	1
56	WASHER, 8.4 FLAT ZINC	F81054-1	1
57	NUT, M8-8-B HEX NYLON ZINC LOCK	F81032-2	1
58	CAP, 2.5 ID X 3 RUBBER	023720	1

2.4 Blade Guide Arm, Idle Side

525460_001
525460_MANUAL



REF	DESCRIPTION (◆ INDICATES PARTS AVAILABLE IN ASSEMBLIES ONLY)	PART #	QTY
-	ARM, BLADE GUIDE - IDLE SIDE	525460	1
1	ARM, BLADE GUIDE ZINC-PLATED	525856-1	1
2	BOLT, M10X50MM,HEX HEAD FULL THREAD ZINC	F81003-4	1
3	NUT, M10-8-B-HEX ZINC	F81033-3	1
4	WASHER, 8.4 FLAT ZINC	F81054-1	8
5	BOLT, M8X40-8.8 HEX HEAD FULL THREAD ZINC	F81002-15	1
6	NUT, M8-8-B HEX NYLON ZINC LOCK	F81032-2	1
7	PLATE WELDMENT, BLADE GUIDE ARM ZINC-PLATED	090800-1	1
8	BUSHING, 16/32-16 ZINC-PLATED	090804-1	4
-	ROLLER ASSY, B/G IDLER	042543	2
9	ROLLER, 2 1/2 V-GROOVE	042536	1
10	BEARING, 5/8X1.7548X.4724	P06030-1	2
11	RING, 1.575 INTERNAL BEVELED RETAINING	F04254-8	1

Blade Guide Assemblies*Blade Guide Arm, Idle Side*

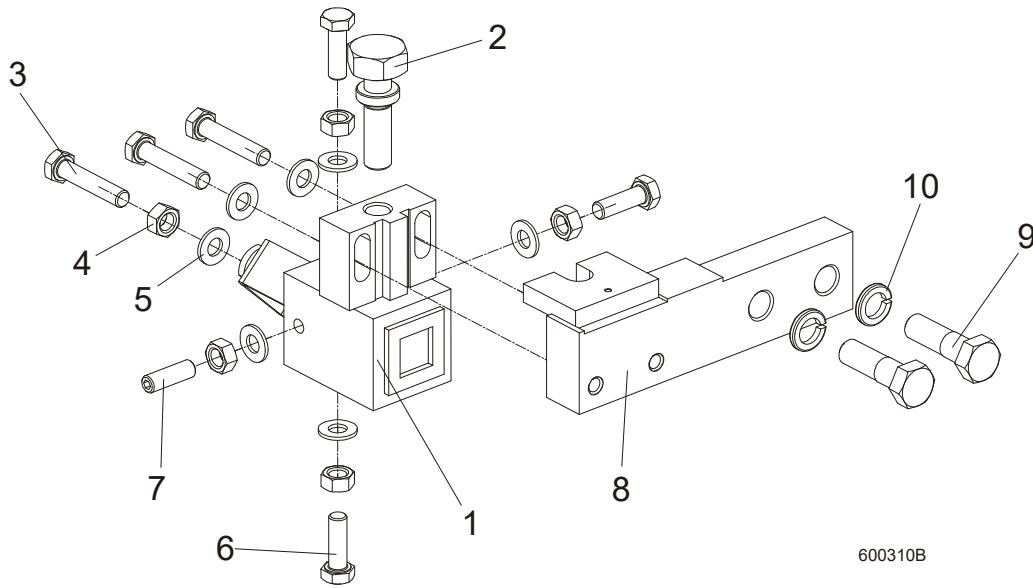
REF	DESCRIPTION (◆ INDICATES PARTS AVAILABLE IN ASSEMBLIES ONLY)	PART #	QTY
12	BOLT, 5/8-18X2 1/4 HH GRADE 5	F05009-80	2
13	WASHER, 10.5 FLAT ZINC	F81055-1	4
14	NUT, M10-04-W HEX ZINC THIN	F81033-6	2
15	BOLT, M10X25 8.8 HEX HEAD FULL THREAD	F81003-31	4
16	WASHER, 13 FLAT ZINC	F81056-1	2
17	NUT, M12X1.25-8 HEX THIN ZINC	F81034-5	2
18	SCREW, M12X1.25X60-33H HEX SET ZINC W/FULL DOG POINT	F81004-52	2
19	PLATE, BLADE GUIDE MOTOR MOUNT	557374-1	1
20	BOLT, 12/M10X20 12.9 ISO7379 SHOULDER (BOSSARD)	F81003-68	2
21	ROLLER, CHAIN GUIDE	090801	2
22	PLATE, SPACER	557373-1	1
23	MOTOR, CURRENT APPLICATION 1/30HP 12VDC GEAR	557161	1
24	WASHER, 5.3 FLAT ZINC	F81052-1	4
25	BOLT, #10-32X3/4 CRSL PH	F81000-35	4
26	SPROCKET, 25B13X.3130	P09970	1
27	PIN, 3X14 GEOMET ROLL	F81044-4	1
28	BOLT, M20X1.5X50-8.8-B HEX HEAD FULL THREAD ZINC	F81007-2	1
29	WASHER, DIN 6319-21C SPHERICAL (GOMA)	F81059-6	1
30	ROLLER ASSY, B/G DRIVE	042542	2
-	ROLLER ASSY, B/G PRESSED DRIVE	042541	1
31	ROLLER, 2.5 V-GROOVE DRIVE	042535	1
32	SPROCKET, #25 CHAIN 26 TOOTH	S09931	1
33	BEARING, 5/8X1.7548X.4724	P06030-1	2
34	RING, 1.575 INTERNAL BEVELED RETAINING	F04254-8	1
35	BOLT, 5/8-18X3 1/4 HHC GRADE 5	F05009-98	2
36	WASHER, 17 SPLIT LOCK ZINC	F81058-1	2
37	NUT, 5/8-18 NYLON ZINC LOCK	F05010-71	2
38	MOUNTING BLOCK, DRIVE SIDE BLADE GUIDE (089503-1	1
39	BOLT, M8X40 DIN933 A2-70 STAINLESS STEEL	F81002-28	3
40	BOLT, M8X25 DIN933 A2-70 STAINLESS STEEL	F81002-26	3
41	SCREW, M8X25 A2-70 DIN 913 STAINLESS STE	F81014-3	1
42	NUT, M8 DIN 934 A2-70 STAINLESS STEEL	F81032-7	5
-	CHAIN, BLADE GUIDE ARM DRIVE	093805	1
43	CHAIN, #25X92 PITCHES B/G	042443	2
44	LINK, 25 MASTER	P09983	2
45	CAP, 2.5 ID X 3 RUBBER	023720	1
46	BOLT, BLADE GUIDE ADJUSTMENT (ZINC-PL.)	506552-1	1
-	GUARD, LT70 STANDARD BLADE	525860	1
47	GUARD WELDMENT, LT70 BLADE	525459-1	1
48	BAR, BLADE GUARD	088306	1
49	BUSHING, 6.5/16-10.5	525463-1	2
50	WASHER, 6.4 FLAT ZINC	F81053-1	7
51	NUT, M6-8-B HEX NYLON ZINC LOCK	F81031-2	1
52	BOLT, M6X30-8.8 HEX HEAD FULL THREAD	F81001-13	1
53	WASHER, Z 6.1 SPLIT LOCK	F81053-3	5
54	BOLT, M6X12-8.8 HEX HEAD FULL THREAD ZIN	F81001-7	4
55	BOLT, M6X20 8.8 HEX HEAD FULL THREAD ZINC	F81001-2	1

Blade Guide Assemblies
Blade Guide Arm, Idle Side

2

REF	DESCRIPTION (◆ INDICATES PARTS AVAILABLE IN ASSEMBLIES ONLY)	PART #	QTY	
56	BRACKET, BLADE GUIDE ARM GUIDE	088305	1	
57	BOLT, M8X25 PAN HEAD ZINC	F81002-51	1	
58	WASHER, 8.4 FLAT ZINC	F81054-1	1	
59	NUT, M8-8-B HEX NYLON ZINC LOCK	F81032-2	1	

2.5 Blade Guide Mount Assembly, Drive Side

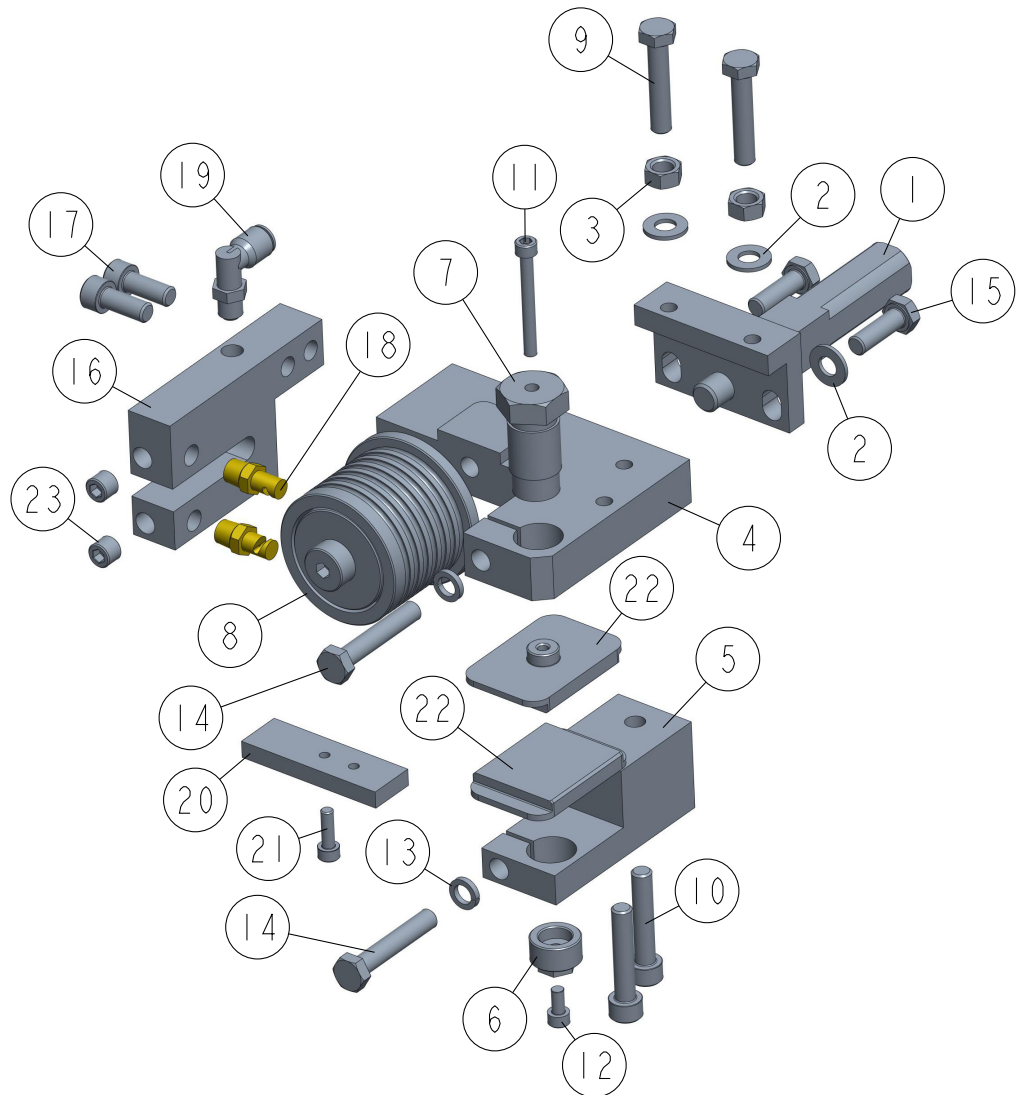


600310B

REF	DESCRIPTION (◆ INDICATES PARTS AVAILABLE IN ASSEMBLIES ONLY)	PART #	QTY
	MOUNTING BLOCK, DRIVE SIDE	091338	1
1	MOUNTING BLOCK, DRIVE SIDE BLADE GUIDE (ZINC-PL.)	089503-1	1
2	BOLT, BLADE GUIDE ADJUSTMENT (ZINC-PL.)	506552-1	1
3	BOLT, M8x40 DIN933 A2-70 STAINLESS STEEL	F81002-28	3
4	NUT, M8 DIN 934 A2-70 STAINLESS STEEL	F81032-7	5
5	WASHER, 8.4 FLAT ZINC	F81054-1	7
6	BOLT, M8x25 DIN933 A2-70 STAINLESS STEEL	F81002-26	3
7	SCREW, M8x25 A2-70 DIN 913 STAINLESS STEEL SET	F81014-3	1
8	BAR, BLADE GUIDE MOUNT (ZINC-PL.)	089501-1	1
9	BOLT, M12x40-8.8 HEX HEAD ZINC	F81004-1	2
10	WASHER, Z12.2 SPLIT LOCK ZINC	F81056-2	2

2.6 Blade Guide w/Extended Roller, Idle Side (524855)

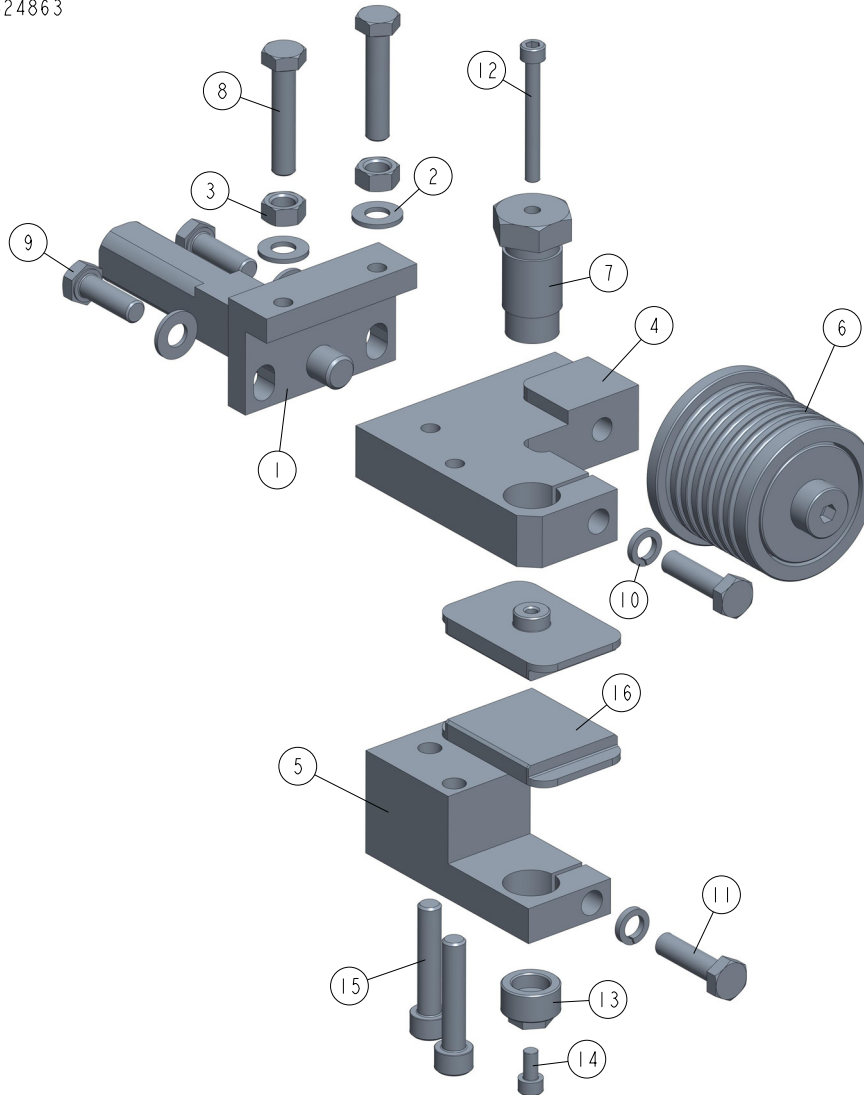
524855_001
524855_MANUAL



REF	DESCRIPTION (◆ indicates parts available in assemblies only)	PART #	QTY
-	BLADE GUIDE W/EXTENDED ROLLER, IDLE SIDE	524855	1
1	BRACKET WELDMENT, BLADE GUIDE ZINC-PLATE	089509-1	1
2	WASHER, 8.4 FLAT ZINC	F81054-1	4
3	NUT, M8 DIN 934 A2-70 STAINLESS STEEL	F81032-7	2
4	PLATE, BLADE GUIDE MOUNT - LEFT	524856-1	1
5	BLOCK, LOWER PAD SUPPORT LEFT	524857-1	1
6	SCREW, LOWER PAD ADJUSTER ZINC-PLATED	516191-1	1
7	BOLT, UPPER PAD ADJUSTMENT ZINC-PLATED	089515-1	1
8	ROLLER, BLADE GUIDE - EXTENDED W/BEARING See Section 2.8	522502	1
9	BOLT, M8X40 DIN933 A2-70 STAINLESS STEEL	F81002-28	2
10	SCREW, M8X40-8.8 HEX SOCKET HEAD CAP ZIN	F81002-29	2
11	SCREW, M5X45 DIN912 A2-70 HEX SOCKET HE	F81000-24	1
12	SCREW, M5X10 DIN912 A2-70 HEX SOCKET HE	F81000-23	1
13	WASHER 8,2 SPLIT LOCK ZINC	F81054-4	2

REF	DESCRIPTION (◆ indicates parts available in assemblies only)	PART #	QTY	
14	BOLT, M8X45-8.8 HEX HEAD FULL THREAD ZIN	F81002-14	2	
15	BOLT, M8X25 DIN933 A2-70 STAINLESS STEEL	F81002-26	2	
16	BLOCK, NOZZLE HOUSING	524858-1	1	
17	SCREW, M8X20-8.8 HEX SOCKET HEAD CAP ZIN	F81002-30	2	
18	NOZZLE, BLADE LUBE SPRAY	033479	2	
19	ELBOW, 90 DEG 1/8MPT 1/4 TUBE SWIVEL	P09736	1	
-	PLATE, BLADE GUIDE ALIGNMENT - COMPLETE	090951	1	
20	PLATE, BLADE GUIDE ALIGNMENT ZINC-PLATED	090805-1	1	
21	SCREW, M5X16-8.8 HEX SOCKET HEAD CAP ZIN	F81000-25	1	
22	PAD, BLADE GUIDE (W/EXTENDED ROLLER)	524859-1	2	
23	PLUG, M10X1 DIN906 BN40 ZINC	F81015-3	2	

2.7 Blade Guide w/Extended Roller, Drive Side (524863)

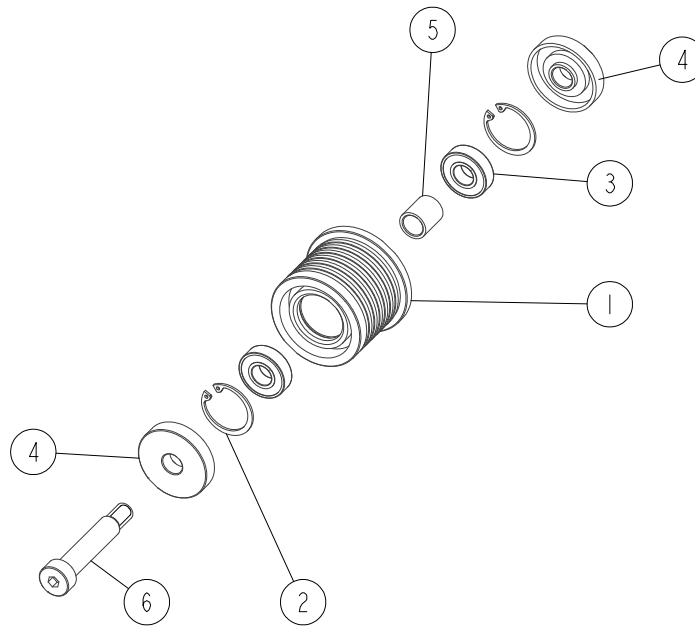
524863_001_A
524863

REF	DESCRIPTION (◆ indicates parts available in assemblies only)	PART #	QTY
-	BLADE GUIDE W/EXTENDED ROLLER, DRIVE SID	524863	1
1	BRACKET WELDMENT, BLADE GUIDE ZINC-PLATE	089509-1	1
2	WASHER, 8.4 FLAT ZINC	F81054-1	4
3	NUT, M8 DIN 934 A2-70 STAINLESS STEEL	F81032-7	2
4	PLATE, BLADE GUIDE MOUNT	524861-1	1
5	BLOCK, LOWER PAD SUPPORT	524862-1	1
6	ROLLER, BLADE GUIDE - EXTENDED W/BEARING See Section 2.8	522502	1
7	BOLT, UPPER PAD ADJUSTMENT ZINC-PLATED	089515-1	1
8	BOLT, M8X40 DIN933 A2-70 STAINLESS STEEL	F81002-28	2
9	BOLT, M8X25 DIN933 A2-70 STAINLESS STEEL	F81002-26	2
10	WASHER 8,2 SPLIT LOCK ZINC	F81054-4	2
11	BOLT, M8X30 DIN933 A2-70 STAINLESS STEEL	F81002-27	2
12	SCREW, M5X45 DIN912 A2-70 HEX SOCKET HE	F81000-24	1
13	SCREW, LOWER PAD ADJUSTER ZINC-PLATED	516191-1	1
14	SCREW, M5X10 DIN912 A2-70 HEX SOCKET HE	F81000-23	1

REF	DESCRIPTION (◆ indicates parts available in assemblies only)	PART #	QTY	
15	SCREW, M8X40-8.8 HEX SOCKET HEAD CAP ZIN	F81002-29	2	
16	PAD, BLADE GUIDE (W/EXTENDED ROLLER)	524859-1	2	

2.8 Extended Blade Guide Roller w/Bearings - 522502

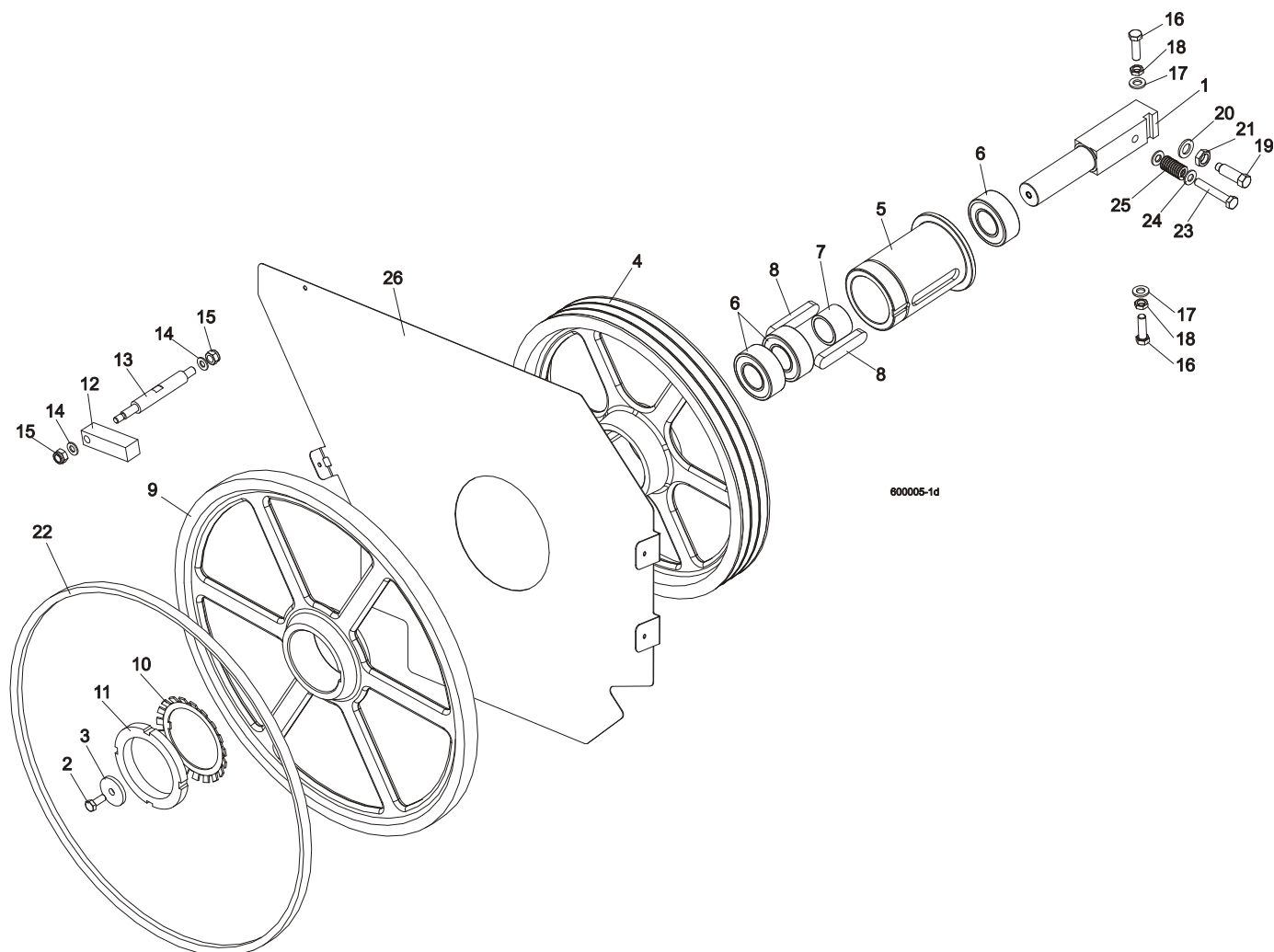
522502_001
522502_MANUAL



REF	DESCRIPTION (◆ indicates parts available in assemblies only)	PART #	QTY
-	ROLLER, BLADE GUIDE - EXTENDED W/BEARINGS	522502	1
1	ROLLER, BLADE GUIDE EXTENDED	522501	1
2	RING, W28 INSIDE RETAINING	F81090-9	2
3	BEARING, 6001 2RSR (FAG, SKF)	087893	2
4	RING, ZINC-PLATED SPACER	087891-1	2
5	BUSHING, 12/16-17	522504-1	1
6	BOLT, 12/M10X50 12.9 ISO7379 SHOULDER	F81003-122	1

SECTION 3 BLADE WHEELS & TENSIONER

3.1 Blade Drive Assembly




REF	DESCRIPTION (◆ indicates parts available in assemblies only)	PART #	QTY
1	SHAFT, BLADE DRIVE WHEEL	088475	1
2	BOLT, M10x25 8.8 HEX HEAD FULL THREAD	F81003-31	1
3	WASHER, BLADE DRIVE WHEEL	088956-1	1
	PULLEY ASSEMBLY, BLADE DRIVE	504808	1
4	Pulley, 3-Groove 484 mm Diameter	089457-1	1
5	Bushing, Blade Drive Wheel	504809	1
6	Bearing, 3208.2rsr.tvh (FAG) Rolling	088449	3
7	Spacer, 51x41x36.3 Drive Bearing	504810	1
8	Key, A20x12x100 Parallel	088477	2
9	WHEEL, BLADE DRIVE	090811	1
10	WASHER, MB21 (FAG) LOCK	088451	1
11	NUT, KM21(M105X2) (FAG) LOCK	088450	1
12	BAR, WHEEL SCRAPER	088781	1
13	SHAFT, WHEEL SCRAPER	088780-1	1

14	WASHER, 10.5 FLAT ZINC	F81055-1	2	
15	NUT, M12 8 HEX NYLON ZINC LOCK	F81034-2	2	
16	BOLT, M12X1.25X40-8.8 HEX HEAD FULL THRE	F81004-42	3	
17	WASHER, 13 FLAT ZINC	F81056-1	3	
18	NUT, M12X1.25-8 HEX THIN ZINC	F81034-5	3	
19	SCREW, M16X1.5X50-33H HEX HEAD FULL DOG POINT SET ZINC	F81006-14	1	
20	WASHER, 17 SPLIT LOCK ZINC	F81058-1	1	
21	NUT, M16x1.5-08-B ZINC THIN	F81036-6	1	
22	BELT, B72.5 BLADE WHEEL	017922-1	1	
23	BOLT, M10X65-8.8-B HEX HEAD ZINC	F81003-67	1	
24	WASHER, 10.5 FLAT ZINC	F81055-1	2	
25	SPRING, 3/4 O.D.X 1 1/2 DIE	034430	1	
26	PLATE, LT70AC SAW HEAD (OPTION)	100897-1	1	
	BELT, 3B/HB2462 La	089464	1	

3.2 Idle-Side Blade Wheel Assembly

525852_OPER_002
525852_MANUAL



REF	DESCRIPTION (◆ indicates parts available in assemblies only)	PART #	QTY
1	ARM, IDLE SIDE WHEEL ROCKER W/LEVER - COMPLETE See Section 3.5	520539 ¹	1
1	ARM, IDLE SIDE WHEEL ROCKER W/LEVER - COMPLETE See Section 3.5	533944 ²	1
2	PIN WELDMNT, PIVOT	535310	1
3	WASHER, 21 FLAT ZINC	F81059-2	1
4	NUT, M20 ISO 4035 THIN ZINC	F81037-9	2
-	WHEEL, IDLE SIDE - COMPLETE	088764	1
5	WHEEL, IDLE SIDE BLADE	535356-1 ³	1
	WHEEL, IDLE SIDE BLADE	090810 ⁴	1
6	BEARING, 3309B.2RSR.TVH FAG	086428	1
7	RING, W100 INSIDE RETAINING	F81090-10	2
8	WASHER, IDLE BLADE WHEEL RETAINING	088957-1	1
9	BOLT, M10X25 8.8 HEX HEAD FULL THREAD	F81003-31	1
10	WASHER, SPACER ZINC-PLATED	503164-1	2
	BELT, B72.5 BLADE WHEEL	017922-1	1

¹ Wide sawheads - 525853, 523792: rocker 520539, idle wheel 088764 with 017922-1 belt.

Wide sawheads with 2" blade - 525853, 523792: rocker 520539, idle wide wheel 535355 without belt.

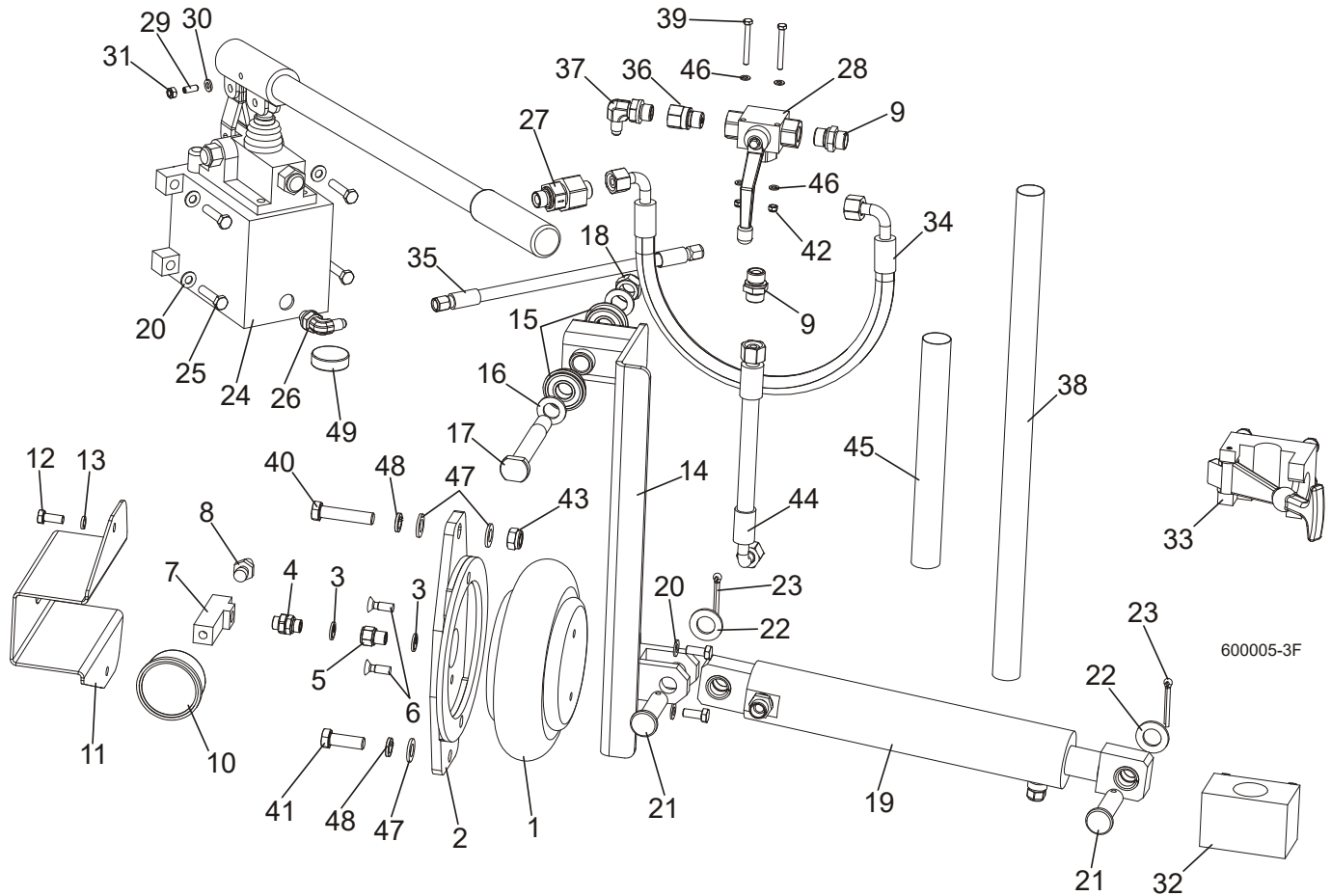
² Standard sawheads - 088770, 088771: rocker 533944, idle wheel 088764 with 017922-1 belt.

Standard sawheads with 2" blade - 525850, 525851 : rocker 533944, idle wide wheel 535355 without belt.

³ Included in 535355.

⁴ Included in 088764.

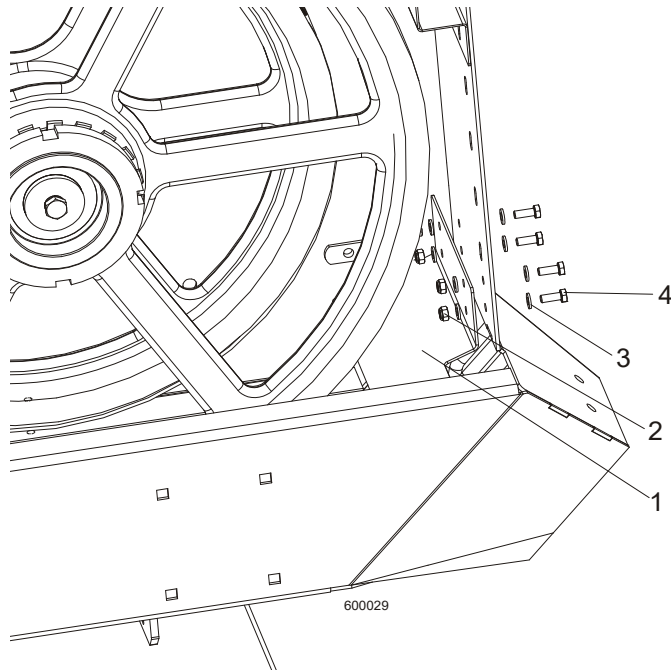
3.3 Hydraulic Blade Tensioner Assembly



REF	DESCRIPTION (◆ indicates parts available in assemblies only)	PART #	QTY
	COMPLETE HYDRAULIC BLADE TENSIONER	504801	1
1	BAG, POJ 192 308 100 0 AIR	088576	1
2	BRACKET, AIR BAG MOUNT	088798-1	1
3	SEAL, G1/4 866-014-000-0	090809	4
4	NIPPLE, 1/4 8632141400)BOSCH	097703	1
5	FITTING, 1/4 THREAD/1/4 THREAD 2521	097704	1
6	BOLT, M8X25 PAN HEAD ZINC	F81002-51	2
7	TEE CONNECTOR, SPECIAL	097702-1	1
8	FITTING, 1/4" THREAD 390 004 004 0 (REXROTH) AIR TANK VALVE	088575	1
9	FITTING, HD-GE-12L-BE-06 STRAIGHT	094561	2
10	GAUGE, M63T-2,5/20G G 1/8 0-0.6 MPA/PSI AIR PRESSURE	088568	1
11	GUARD, AIR PRESSURE GAUGE	088924-1	1
12	BOLT, M8X20 8.8 HEX HEAD FULL THREAD ZIN	F81002-4	4
13	WASHER 8,2 SPLIT LOCK ZINC	F81054-4	2
14	ARM, AIR CYLINDER	092779-1	1
15	BEARING W/SNAP RING 6203-2RS	086395	2
16	WASHER, 17 SPLIT LOCK ZINC	F81058-1	2
17	PIN, IDLER ARM MOUNT	086404	1
18	NUT, M16-8 HEX NYLON ZINC LOCK	F81036-2	2

19	CYLINDER, HYDRAULIC - COMPLETE	092788	1	
	CYLINDER, SHDJ050/030X80 HYDRAULIC	092787-1	1	
	BUSHING, TUF1 18x120 CX	500106	4	
	FITTING, HD-GE-12L-BE-06 STRAIGHT	094561	1	
	VALVE, 2901-14-17 AIR VENT	090794	1	
20	WASHER, 8.4 FLAT ZINC	F81054-1	6	
21	PIN, PN-EN 22341-B-18X65X57-A2	F81049-4	2	
22	WASHER, 19 FLAT ZINC	F81060-1	2	
23	PIN, S-FE 5X40 COTTER	F81043-31	2	
24	PUMP, PMS12/TNK1 MANUAL W/TANK 1L	092789	1	
	PROTECTIVE BELLOWS	083829	1	
	HANDLE, PMS12	083728	1	
25	BOLT, M8X35-8.8 HEX HEAD FULL THREAD ZIN	F81002-13	4	
26	ELBOW, CA-204410-3	094562	1	
27	VALVE, RHV12LREDA3C CHECK	094559	1	
28	VALVE, BALL 3-WAY GE5L G3/8"	504803	1	
29	LATCH, GN615.3-M6-KN BALL THREADED	096874	1	
30	WASHER, 6.4 FLAT ZINC	F81053-1	1	
31	NUT, M6-8-B HEX NYLON ZINC LOCK	F81031-2	1	
32	BRACKET, TENSIONER PUMP HANDLE BOTTOM	096951	1	
33	BRACKET, TENSIONER PUMP HANDLE UPPER	092800	1	
34	HOSE, DN10 W/FITTING 10AOL 90 M18X1.5	504804	1	
35	HOSE, 1/4 W/FITTING JIC 7/16-20	504805	1	
36	FITTING, G 3/8 THROTTLE	096849	1	
37	ELBOW, CA-204411-3	094563	1	
38	HOSE PROTECTION	505178	1	
39	BOLT, M5X45 DIN933 A2-70 STAINLESS STEEL	F81000-22	2	
40	BOLT, M12X55-8.8 HEX HEAD ZINC	F81004-12	1	
41	BOLT, M12 X 35-8.8-FE/ZN5 HEX HEAD FULL	F81004-24	1	
42	NUT, M5-8 DIN985 ZINC-PLATED	F81030-2	2	
43	NUT, M12 8 HEX NYLON ZINC LOCK	F81034-2	1	
44	HOSE, DN12 W/FITTINGS PN10AOL90 I PN10AOL M1.5	096964	1	
45	HOSE PROTECTION	098489	1	
46	WASHER, 5.3 FLAT ZINC	F81052-1	4	
47	WASHER, 13 FLAT ZINC	F81056-1	3	
48	WASHER, Z12.2 SPLIT LOCK ZINC	F81056-2	2	
49	MAGNET, MW.38X12/N38 NEODYMIUM	500022	1	

3.4 Sawdust Flow Guide



REF	DESCRIPTION (◆ indicates parts available in assemblies only)	PART #	QTY	
1	GUIDE, SAWDUST FLOW PAINTED	090506	1	
2	NUT, M6-8-B HEX NYLON ZINC LOCK	F81031-2	4	
3	WASHER, 6.4 FLAT ZINC	F81053-1	8	
4	BOLT M6X16 HH ZC FT 8.8 DIN 933	F81001-15	4	

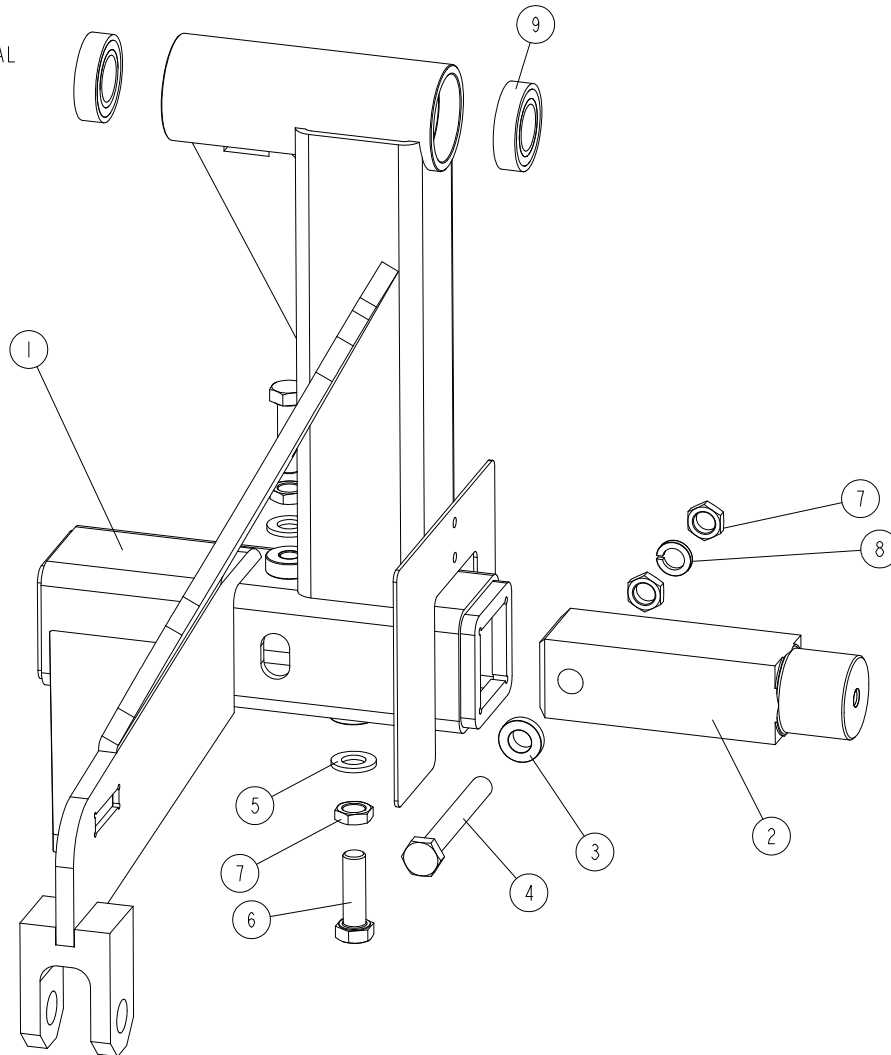
3

Blade Wheels & Tensioner

Idle Side Wheel Arm Rocker W/Lever (520539_533944)

3.5 Idle Side Wheel Arm Rocker W/Lever (520539_533944)

520539_001
520539_MANUAL



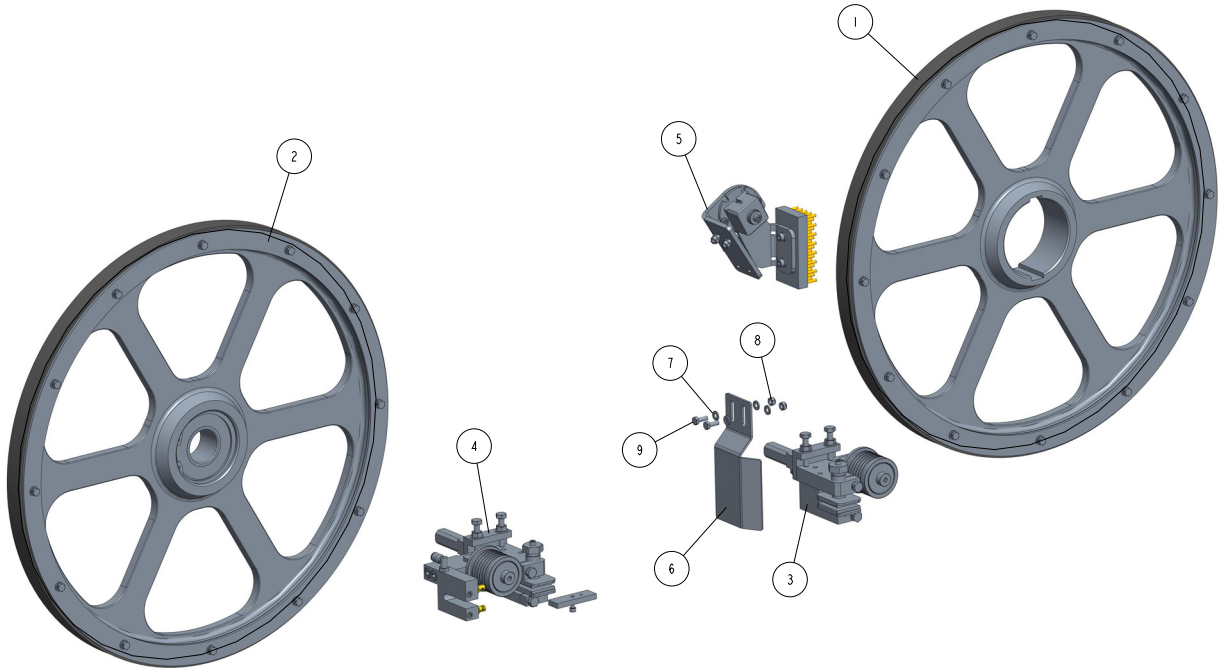
REF	DESCRIPTION (◆ indicates parts available in assemblies only)	PART #	QTY
-	ARM, IDLE SIDE WHEEL ROCKER W/LEVER - COMPLETE	520539	1
-	ARM, IDLE SIDE WHEEL ROCKER W/LEVER - COMPLETE	533944	1
1	ARM, IDLE SIDE WHEEL ROCKER W/LEVER	520540-1 ¹	1
	ARM, IDLE SIDE WHEEL ROCKER W/LEVER	533943-1 ²	1
2	SHAFT, IDLE SIDE BLADE WHEEL	088474	1
3	WASHER, ZINC-PLATED SPECIAL	086769-1	2
4	BOLT, M12X1.25X100-8.8 HEX HEAD FULL THREAD ZINC	F81004-41	1
5	WASHER, 13 FLAT ZINC	F81056-1	2
6	BOLT, M12X1.25X40-8.8 HEX HEAD FULL THREAD ZINC	F81004-42	2
7	NUT, M12X1.25-8 HEX THIN ZINC	F81034-5	4
8	WASHER, Z12.2 SPLIT LOCK ZINC	F81056-2	1
9	BEARING, 6005 2RS PN-85/M-86100	089652	2

¹ Included in 520539

² Included in 533944

3.6 Blade Drive Wheels And Rollers Assembly, 2" Blade (586000)

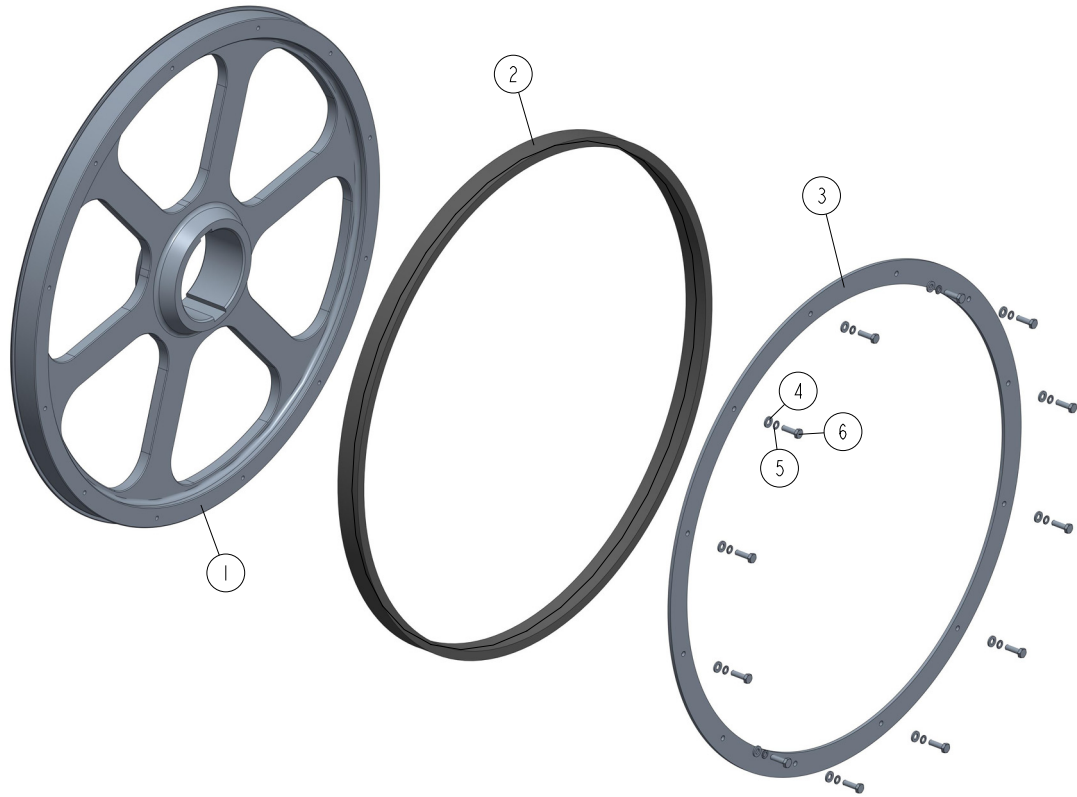
586000_001_A
586000



REF	DESCRIPTION (◆ indicates parts available in assemblies only)	PART #	QTY
-	BLADE DRIVE WHEELS AND ROLLERS ASSEMBLY, 2" BLADE	586000	1
1	ASSY., BLADE WHEEL (2" BLADE) See Section 3.7	582126	1
2	BLADE WHEEL, 2" IDLE SIDE - COMPLETE See Section 3.8	582125	1
3	BLADE GUIDE W/EXTENDED ROLLER, DRIVE SID See Section 2.7	524863	1
4	BLADE GUIDE W/EXTENDED ROLLER, IDLE SIDE See Section 2.6	524855	1
5	BLADE WHEEL WIPER & SCRAPER ASSEMBLY See Section 3.9	586150	1
6	GUARD, BLADE GUIDE ROLLER	586134-1	1
7	WASHER, 6.4 FLAT ZINC	F81053-1	4
8	NUT, M6-8-B HEX NYLON ZINC LOCK	F81031-2	2
9	BOLT M6X16 HH ZC FT 8.8 DIN 933	F81001-15	2

3.7 2" Blade Drive Wheel (582126)

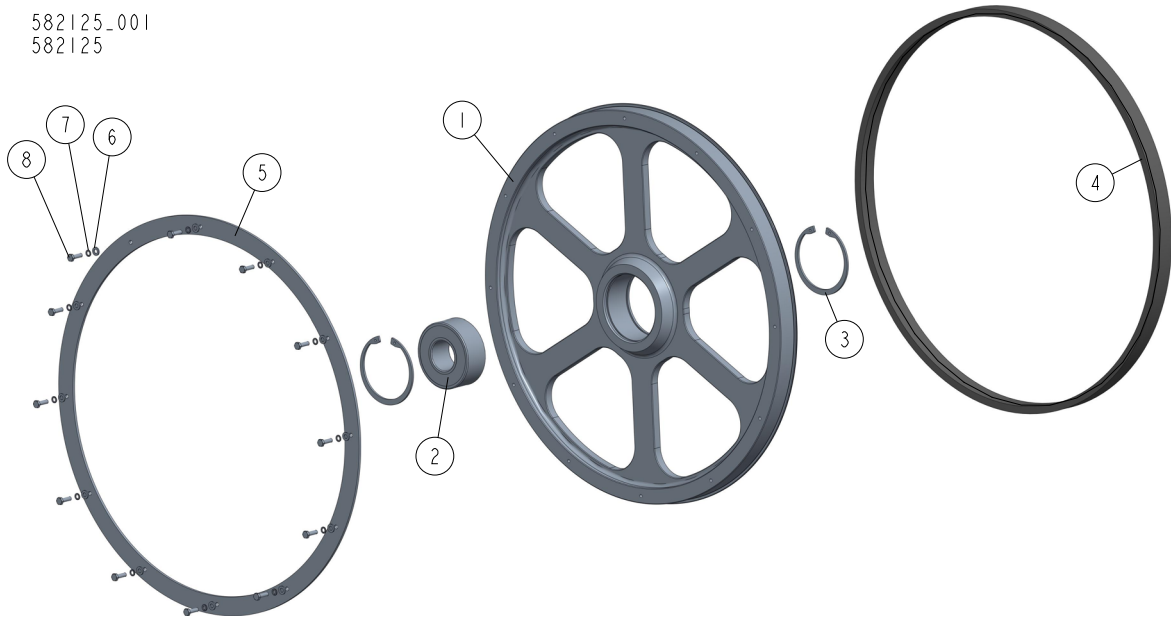
582126-001
582126



REF	DESCRIPTION (◆ indicates parts available in assemblies only)	PART #	QTY	
-	ASSY., BLADE WHEEL (2" BLADE)	582126	1	
1	BLADE WHEEL	578644-1	1	
2	V-BELT, 1 1/8" LENGTH 72.5	547257	1	
3	FLANGE	582131-1	1	
4	WASHER, 6.4 FLAT ZINC	F81053-1	12	
5	WASHER, Z 6.1 SPLIT LOCK	F81053-3	12	
6	BOLT, M6X20 8.8 HEX HEAD FULL THREAD ZIN	F81001-2	12	


3.8 Idle Side 2" Blade Wheel (582125)

582125_001
582125



REF	DESCRIPTION (◆ indicates parts available in assemblies only)	PART #	QTY	
-	BLADE WHEEL, 2" IDLE SIDE - COMPLETE	582125	1	
1	BLADE WHEEL, IDLE SIDE	578645-1	1	
2	BEARING, 3309B.2RSR.TVH FAG	086428	1	
3	RING, W100 INSIDE RETAINING	F81090-10	2	
4	V-BELT, 1 1/8" LENGTH 72.5	547257	1	
5	FLANGE	582131-1	1	
6	WASHER, 6.4 FLAT ZINC	F81053-1	12	
7	WASHER, Z 6.1 SPLIT LOCK	F81053-3	12	
8	BOLT, M6X20 8.8 HEX HEAD FULL THREAD ZIN	F81001-2	12	

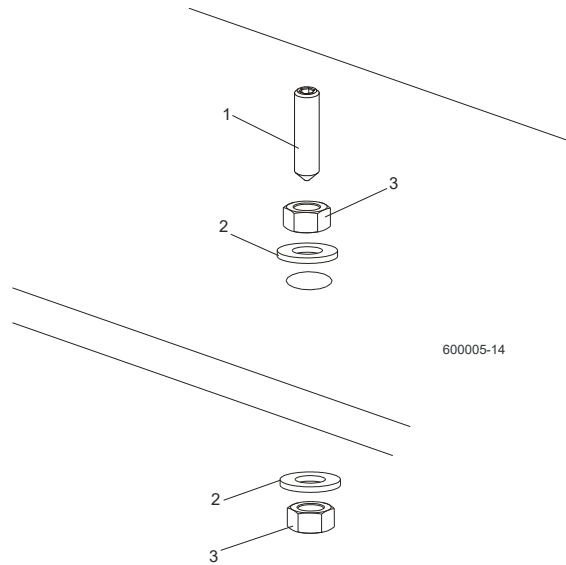
3.9 Drive Blade Wheel Wiper & Scraper Assembly (586150)

586150_001
586150

REF	DESCRIPTION (◆ indicates parts available in assemblies only)	PART #	QTY	
-	BLADE WHEEL WIPER & SCRAPER ASSEMBLY	586150	1	
1	BRACKET, BLADE WHEEL WIPER & SCRAPER	586149-1	1	
2	SHAFT WELDMENT, SWEEPER	586124-1	1	
3	BUSHING, IGUS: JFM_1416_12_1	569013	1	
4	BRACKET, BRUSH, LATH	586151-1	1	
5	BRUSH, LATH	586126	1	
6	SPRING, EXTENSION	586127-1	1	
7	BUSHING, SPACER	570020-1	1	
8	WASHER, 6.5 SPECIAL FLAT ZINC	F81053-11	1	
9	SCREW, M6X16 8.8 HEX SOCKET HEAD CAP ZIN	F81001-21	3	
10	WASHER, Z 6.1 SPLIT LOCK	F81053-3	2	
11	SCREW, M6X12-10.9 DIN 7984 HEX SOCKET TH	F81001-80	2	
12	WASHER, 6.4 FLAT ZINC	F81053-1	6	
13	NUT, M6-8-B HEX NYLON ZINC LOCK	F81031-2	2	
14	SCREW, M6X20 8.8 HEX SOCKET HEAD CAP ZIN	F81001-22	2	
15	WASHER, 20.5X26X1.5 ZINC-PLATED	524526	1	

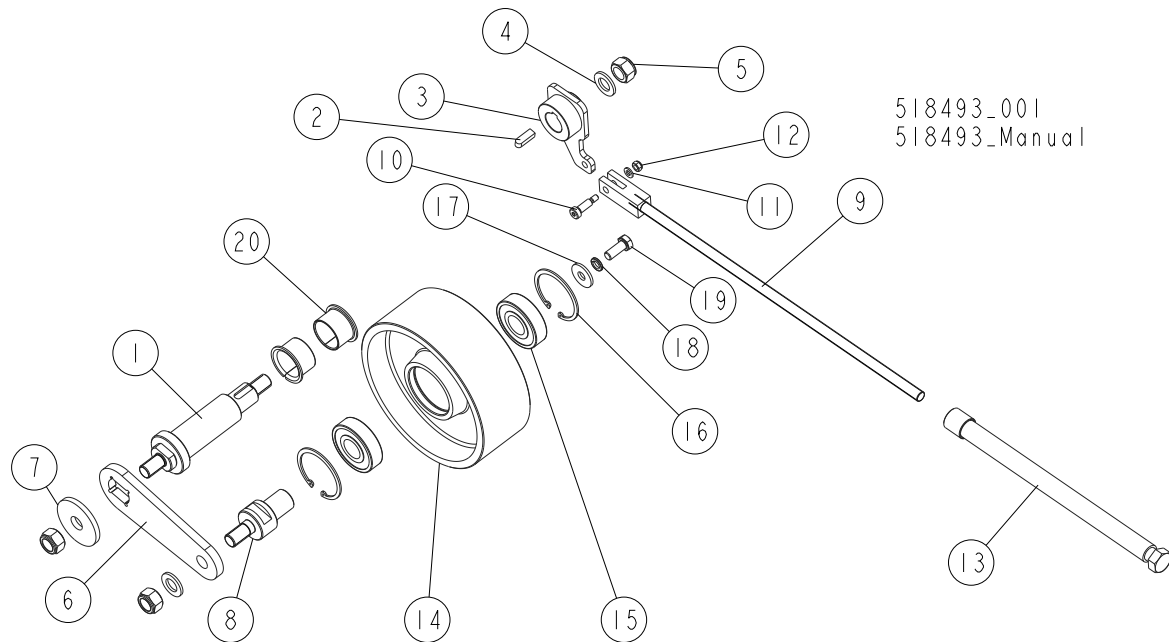
SECTION 4 SAW HEAD

4.1 Middle Throat Screw



REF	DESCRIPTION (◆ indicates parts available in assemblies only)	PART #	QTY	
1	SCREW, M10X40-45H HEX SOCKET SET CONE POINT ZINC	F81003-61	1	
2	WASHER, 10.5 FLAT ZINC	F81055-1	2	
3	NUT, M10-8-B-HEX ZINC	F81033-3	2	

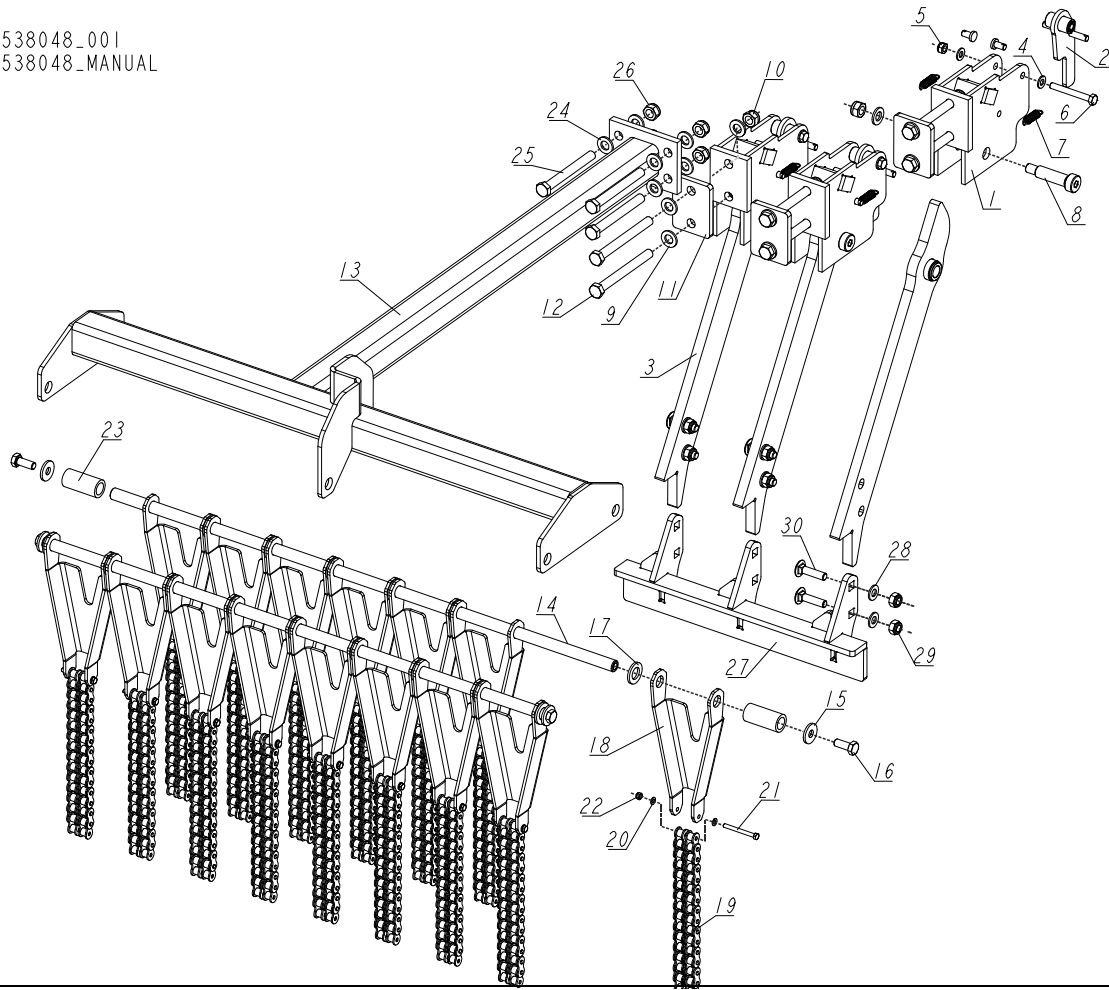
4.2 Drive Belt Tensioner (AC)



REF	DESCRIPTION (◆ indicates parts available in assemblies only)	PART #	QTY
	TENSIONER, LT70 AC DRIVE BELT - COMPLETE	518493	1
1	SHAFT, BLADE TENSIONER ZINC-PLATED	518495-1	1
2	KEY, AB 8X7X25 PARALLEL	099848	1
3	ARM WELDMENT, BELT TENSIONER	518496-1	1
4	WASHER, 17 SPLIT LOCK ZINC	F81058-1	2
5	NUT, M16-8 HEX NYLON ZINC LOCK	F81036-2	3
6	ARM, TENSION WHEEL ZINC-PLATED	518051-1	1
7	WASHER, 17.5/60-6 ZINC-PLATED	098012-1	1
8	SHAFT, TENSION WHEEL ZINC-PLATED	518052-1	1
9	ROD WELDMENT, THREADED ZINC-PLATED	088789-1	1
10	BOLT, 8/M6X20-12.9 ISO 7379 SHOULDER	F81001-25	1
11	WASHER, 6.4 FLAT ZINC	F81053-1	1
12	NUT, M6-8-B HEX NYLON ZINC LOCK	F81031-2	1
13	TUBE WELDMENT, THREADED ZINC-PLATED	088782-1	1
	WHEEL, LT70AC TENSION - COMPLETE	514842	1
14	WHEEL, BELT TENSION	508762	1
15	BEARING, 6305 2RS NSK.	P08066	2
16	RING, 62W INSIDE RETAINING	F81090-1	2
17	WASHER, 11/30-3 ZINC-PLATED	088787-1	1
18	WASHER, Z 10.2 SPLIT LOCK ZINC	F81055-2	1
19	BOLT, M10X25 8.8 HEX HEAD FULL THREAD ZINC	F81003-11	1
20	BEARING, PCMF 353926E SKF SLIDE	518043	2

4.3 Board Return Assembly (Optional)

538048_001
538048_MANUAL



REF	DESCRIPTION (◆ indicates parts available in assemblies only)	PART #	QTY
-	BOARD RETURN ASSEMBLY	538048	1
-	ARM, BOARD RETURN - COMPLETE	538049	3
1	MOUNT WELDMENT, BOARD RETURN ARM	090109-1	1
2	LATCH WELDMENT, BOARD RETURN ARM	090118-1	1
3	ARM WELDMENT, BOARD RETURN	538100-1	1
4	WASHER, 8.4 FLAT ZINC	F81054-1	2
5	NUT, M8-8-B HEX NYLON ZINC LOCK	F81032-2	1
6	BOLT, M8X65 5.8 HEX HEAD ZINC	F81002-3	1
7	SPRING, 1.6X12X38 EXTENSION	092208	2
8	BOLT, N16/M12X50 12.9 ISO 7379 "BOSSARD"	F81004-25	1
9	WASHER, 13 FLAT ZINC	F81056-1	5
10	NUT, M12 8 HEX NYLON ZINC LOCK	F81034-2	3
11	WASHER, SPECIAL	092756-1	1
12	BOLT, M12X120-8.8 HEX HEAD ZINC	F81004-38	2
-	GUIDE, BOARD RETURN	538033	1
13	GUIDE WELDMENT, BOARD RETURN	538034-1	1
14	ROD, BOARD RETURN GUIDE	539459-1	2
15	WASHER, 10.5 SPECIAL FLAT ZINC	F81055-6	4
16	BOLT, M10X25 8.8 HEX HEAD FULL THREAD	F81003-31	4
17	WASHER, 17 SPLIT LOCK ZINC	F81058-1	15

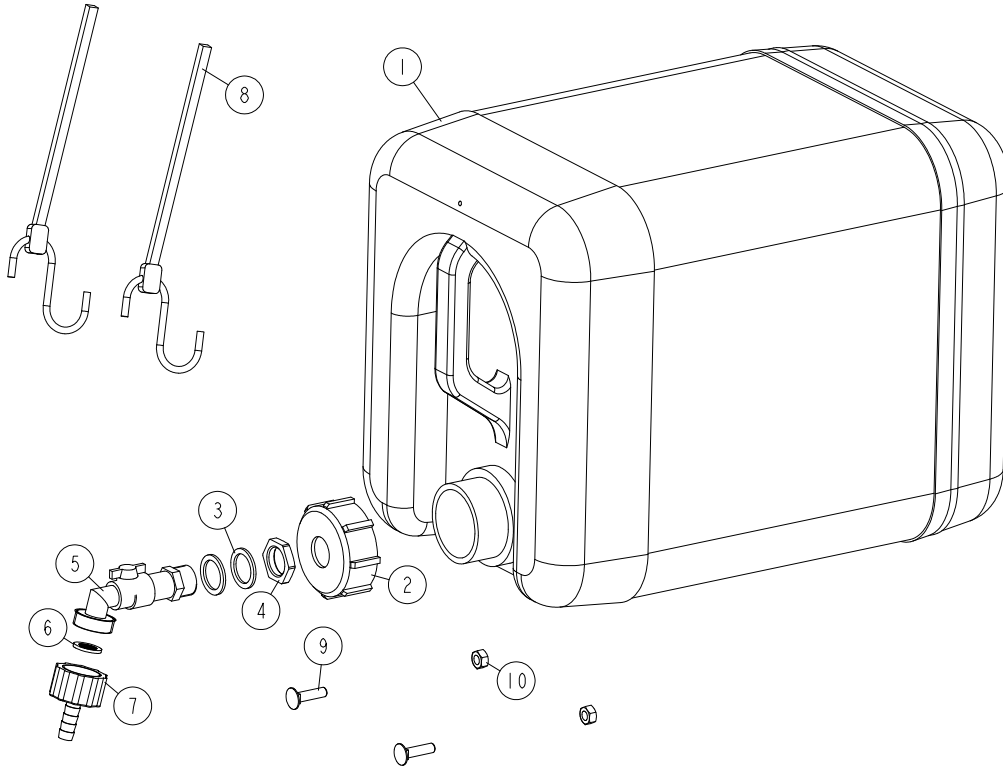
4

SAW HEAD*Board Return Assembly (Optional)*

REF	DESCRIPTION (◆ indicates parts available in assemblies only)	PART #	QTY	
-	CHAIN ASSEMBLY	538032	15	
18	BRACKET, CHAIN	538031-1	1	
19	CHAIN, 10B-2 15-LINK	538014	1	
20	WASHER, 5.3 FLAT ZINC	F81052-1	2	
21	BOLT, M5X50-8.8 HEX HEAD ZINC	F81000-1	1	
22	NUT, M5-8 DIN985 ZINC-PLATED	F81030-2	1	
23	BUSHING, 17/25-53	538043-1	2	
24	WASHER, 13 FLAT ZINC	F81056-1	8	
25	BOLT, M12X110-8.8-B HEX HEAD ZINC	F81004-47	4	
26	NUT, M12 8 HEX NYLON ZINC LOCK	F81034-2	4	
-	ANGLE, BOARD PUSH-OFF - COMPLETE	538052	1	
27	ANGLE, BOARD PUSH-OFF	538046-1	1	
28	WASHER, 10.5 FLAT ZINC	F81055-1	6	
29	NUT, M10-8-B HEX NYLON ZINC LOCK	F81033-1	6	
30	BOLT, M10X40-8.8 CARRIAGE ZINC	F81003-40	6	

4.4 Water Lube Assembly

550787_001_MANUAL
550787_MANUAL



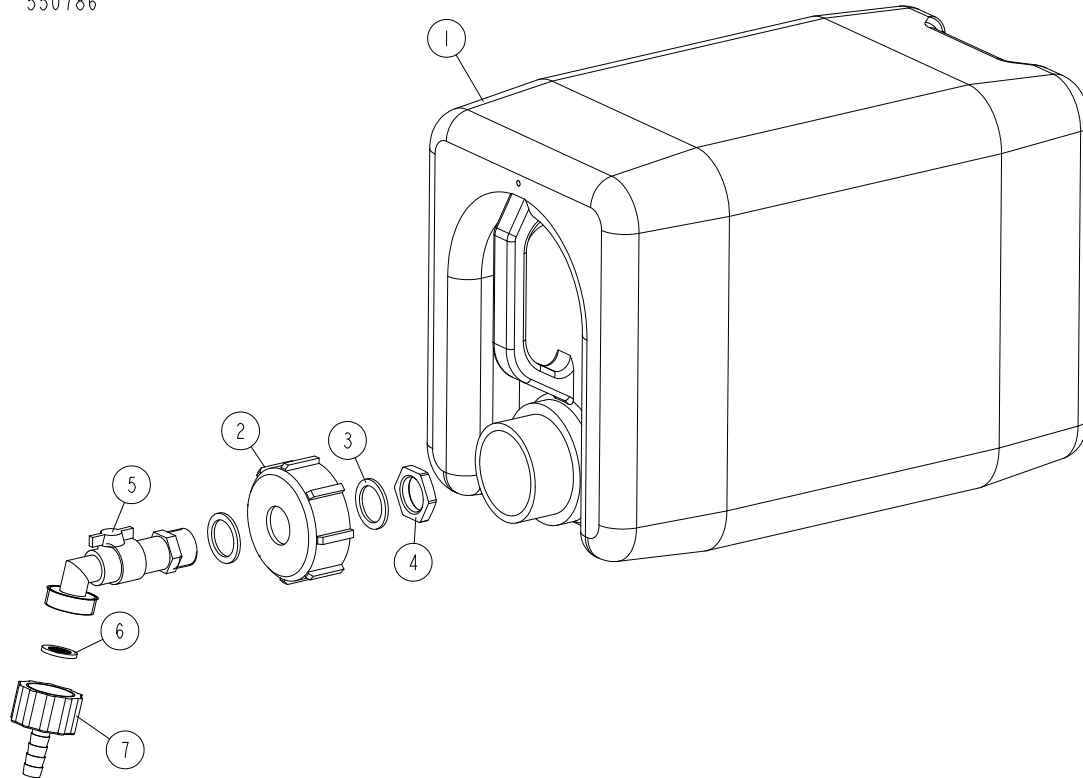
REF	DESCRIPTION (◆ indicates parts available in assemblies only)	PART #	QTY	
-	TANK, OIL	550787	1	
1	BOTTLE, WATER	513866	1	
2	NUT, BOTTLE	550785	1	
3	SEAL, 27X20X1.5 ESSENTA 467673 RUBBER	550780	2	
4	NUT, 1/2 ESSENTA 467615 GLAND	550779	1	
5	FITTING, WATER LUBE SHUTOFF VALVE	550776	1	
6	FILTER, WATER LUBE	550778	1	
7	FITTING, G3/4" X 10MM HOSE BARB	550777	1	
8	STRAP, 20" RUBBER W/HOOK	P11668	2	
9	BOLT, 1/4-20 X 1" CARRIAGE HEAD	F05005-34	2	
10	NUT, 1/4-20 LOCK	F05010-21	2	

4 SAW HEAD

Oil Tank

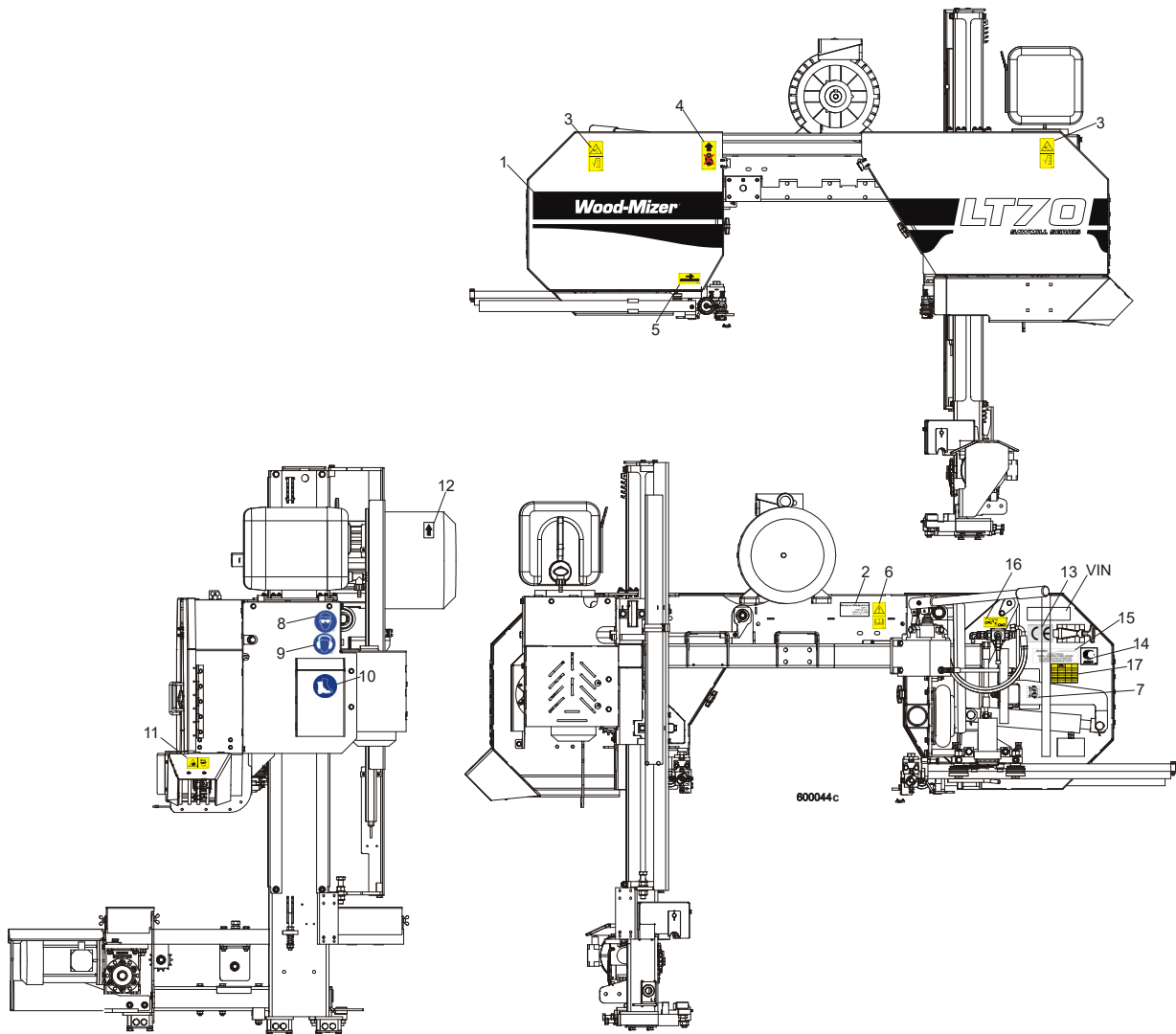
4.5 Oil Tank

550786_001
550786



REF	DESCRIPTION (◆ indicates parts available in assemblies only)	PART #	QTY	
-	TANK, OIL	550786	1	
1	TANK, 10L OIL	711400	1	
2	NUT, BOTTLE	550785	1	
3	SEAL, 27X20X1.5 ESSENTRA 467673 RUBBER	550780	2	
4	NUT, 1/2 ESSENTRA 467615 GLAND	550779	1	
5	FITTING, WATER LUBE SHUTOFF VALVE	550776	1	
6	FILTER, WATER LUBE	550778	1	
7	FITTING, G3/4" X 10MM HOSE BARB	550777	1	

4.6 LT70AC Saw Head Decals



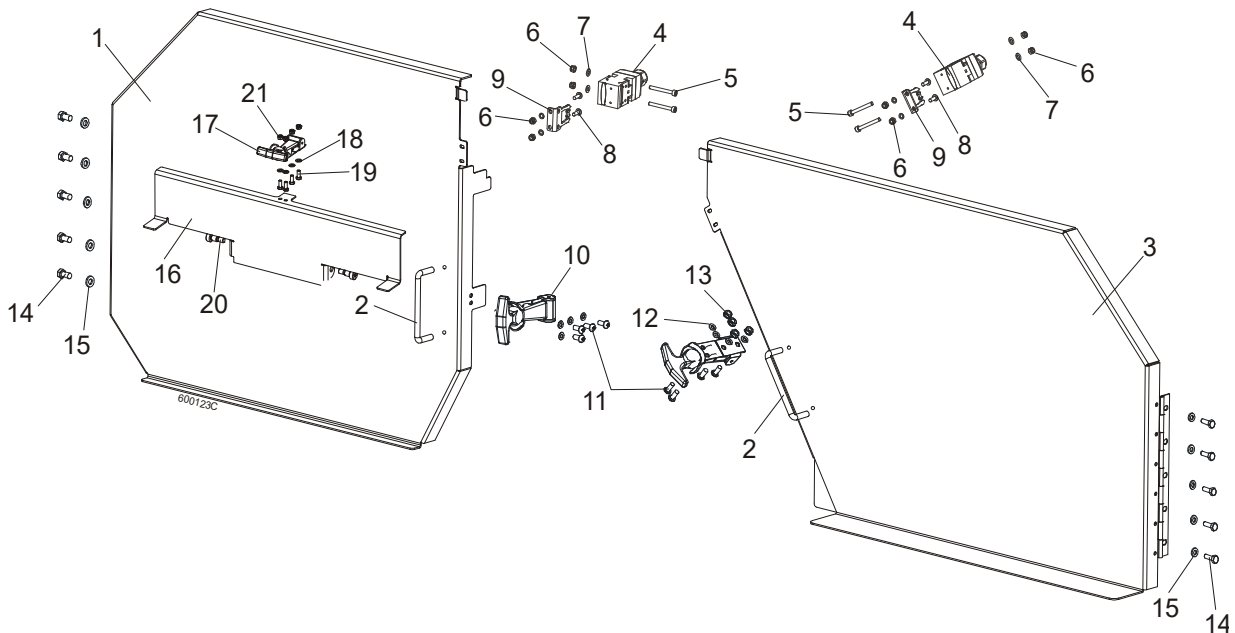
REF	DESCRIPTION (◆ indicates parts available in assemblies only)	PART #	QTY
1	DECAL, LT70 SERIES SAWMILL	092764	1
	PICTOGRAPHIC DECAL KIT, LT70AC	099518	1
2	DECAL, EUROPEAN HEADQUARTERS ADDRESS	015841	1
3	DECAL, SAWMILL COVERS CAUTION (PICTOGRAM)	099220	2
4	DECAL, PICTOGRAM (BLACK ARROW & HOOK)	085977B	1
5	DECAL, BLADE MOVEMENT DIRECTION (PICTOGRAM)	096321	1
6	DECAL, READ OPERATOR'S MANUAL (PICTOGRAM)	096317	1
7	DECAL, BLADE ALIGNMENT (PICTOGRAM)	P11789-70	1
8	DECAL, EYE PROTECTION WARNING (PICTOGRAM)	S12004G	1
9	DECAL, EAR PROTECTION WARNING (PICTOGRAM)	S12005G	1
10	DECAL, USE SAFETY BOOTS (PICTOGRAM)	501465	1
11	DECAL, SAWDUST CHUTE WARNING (PICTOGRAM)	099222	1
12	DECAL, MOTOR ROTATION DIRECTION	S20097	1
13	DECAL, CE CERTIFIED SAWMILL	P85070	2
14	DECAL, RUSSIAN SAFETY CERTIFICATION	099401	1

4

SAW HEAD*LT70AC Saw Head Decals*

15	DECAL, INTERNATIONAL SAWMILL NAME	501466	1	
16	DECAL, LEVER OF TENSIONER'S BALL VALVE	505189	1	
17	DECAL, BLADE TENSION VALUES	518439	1	
	DECAL, HIGH VOLTAGE INSIDE THE ELECTRIC BOX (PICTOGRAM)	096316	2	
	DECAL, REMOVE THE PLUG BEFORE OPENING THE BOX (PICTOGRAM)	096319	2	
	DECAL, STAY A SAFE DISTANCE FROM THE BLADE (FOR DEBARKERS)	098176	1	
	DECAL, BLADE SETTING	P85066-70	1	
	DECAL, KEEP AWAY DANGER, PICTOGRAM	099221	1	
	DECAL, MAX. OIL PRESSURE, PICTOGRAM	099524	1	

4.7 Blade Housing Covers



REF	DESCRIPTION (◆ indicates parts available in assemblies only)	PART #	QTY
	COVER ASSEMBLY, IDLE SIDE BLADE HOUSING	088920	1
1	Cover Assembly, Idle Side Blade Housing	088915-1	1
2	Handle, Blade Housing Cover	P08065	1
	COVER ASSEMBLY, DRIVE SIDE BLADE HOUSING	088921	1
3	Cover Assembly, Drive Side Blade Housing	088917-1	1
2	Handle, Blade Housing Cover	P08065	1
4	SWITCH, AZ17-11ZRK SAFETY 1	094232	2
5	SCREW, M4X35 8.8 HEX SOCKET HEAD CAP ZIN	F81011-34	4
6	NUT, M3-6-HEX NYLON ZINC LOCK	F81028-2	8
7	WASHER, 4.3 FLAT ZINC	F81051-2	8
8	SCREW, M4X12 5.8-B SLOTTED COUNTERSUNK H	F81011-41	4
9	KEY, AZ17/170-B5 SAFETY SWITCH 2	094422	4
10	LATCH, FLEXIBLE DRAW	014829	2
11	BOLT, M5X12 8.8 HEX HEAD FULL THREAD ZIN	F81000-5	8
12	WASHER, 5.3 FLAT ZINC	F81052-1	8
13	NUT, M5-8 DIN985 ZINC-PLATED	F81030-2	8
14	BOLT M6X16 HH ZC FT 8.8 DIN 933	F81001-15	10
15	WASHER, 6.4 FLAT ZINC	F81053-1	10
	COVER, LT70 BLADE UPPER - COMPLETE	511536 ¹	1
	COVER, LT70 BLADE UPPER - COMPLETE	523795 ²	1
16	PLATE, LT70 UPPER COVER	511802-1 ³	1
	PLATE, LT70 UPPER COVER	524277-1 ⁴	1
17	LATCH, FLEXIBLE DRAW	014829	1
18	WASHER, 5.3 FLAT ZINC	F81052-1	2
19	BOLT, M5X12 8.8 HEX HEAD FULL THREAD ZIN	F81000-5	4
20	BOLT, 10/M8X12-12.9 BOSSARD SHOULDER	F81003-62	2
21	NUT, M5-8 DIN985 ZINC-PLATED	F81030-2	2

¹ Belongs to 088771 and 88770



SAW HEAD

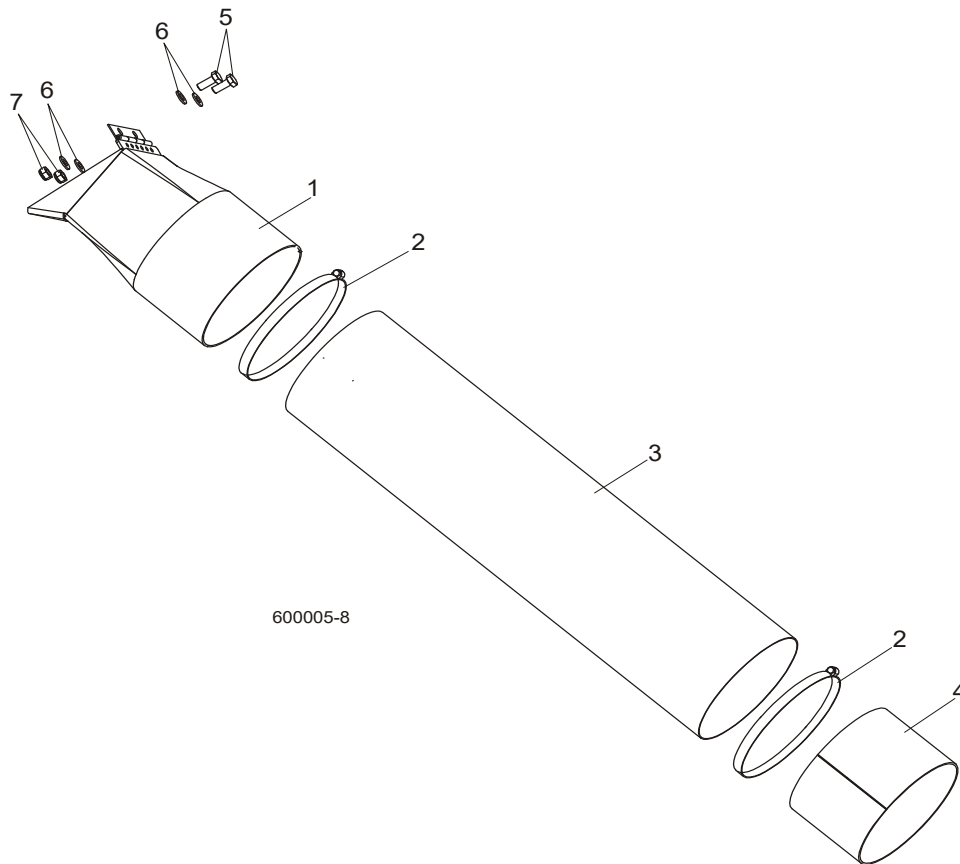
Blade Housing Covers

² Belongs to 525852, 525853, 525854, 523792

³ Belongs to 511536

⁴ Belongs to 523795

4.8 Sawdust Chute

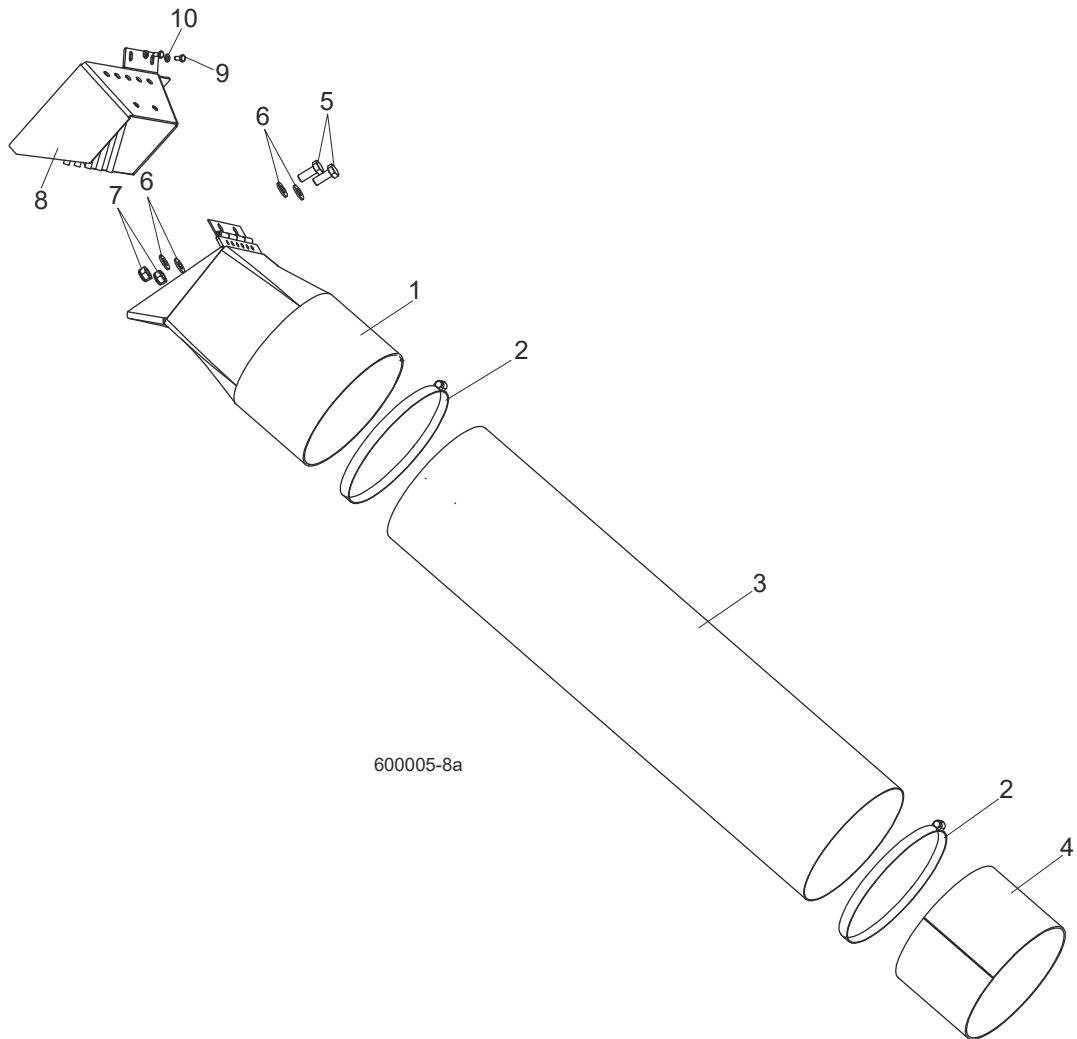


REF	DESCRIPTION (◆ indicates parts available in assemblies only)	PART #	QTY	
1	CHUTE WELDMENT, SAWDUST	089352-1	1	
2	CLAMP, 152 MM	089358	2	
3	TUBE, SAWDUST CHUTE	090153	1	
4	TUBE, CHUTE END	090126-1	1	
5	BOLT, M8X20 8.8 HEX HEAD FULL THREAD ZIN	F81002-4	2	
6	WASHER, 8.4 FLAT ZINC	F81054-1	4	
7	NUT, M8-8-B HEX NYLON ZINC LOCK	F81032-2	2	

4 SAW HEAD

Sawdust Chute (LT70 Wide only)

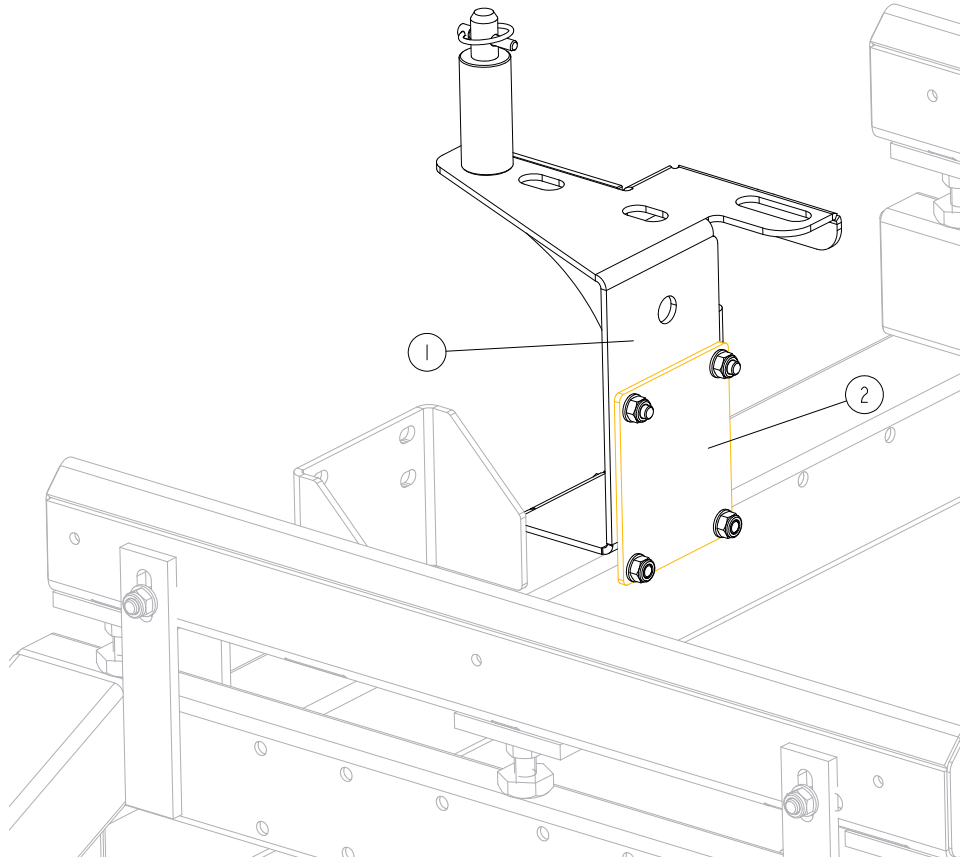
4.9 Sawdust Chute (LT70 Wide only)



REF	DESCRIPTION (◆ indicates parts available in assemblies only)	PART #	QTY
1	CHUTE WELDMENT, SAWDUST	089352-1	1
2	CLAMP, 152 MM	089358	2
3	TUBE, SAWDUST CHUTE	089357	1
4	TUBE, CHUTE END	090126-1	1
5	BOLT, M8X20 8.8 HEX HEAD FULL THREAD ZIN	F81002-4	2
6	WASHER, 8.4 FLAT ZINC	F81054-1	4
7	NUT, M8-8-B HEX NYLON ZINC LOCK	F81032-2	2
8	OUTLET SAWDUST (WIDE HEAD ONLY)	530184-1	1
9	BOLT, M6X12-8.8 HEX HEAD FULL THREAD ZIN	F81001-7	2
10	WASHER, 6.4 FLAT ZINC (WIDE HEAD ONLY)	F81053-1	2

4.10 Saw Head Rest Bracket & Plate Mount

LT70ME20SAH3-WSWR_001
 LT70ME20SAH3-WSWR_MANUAL



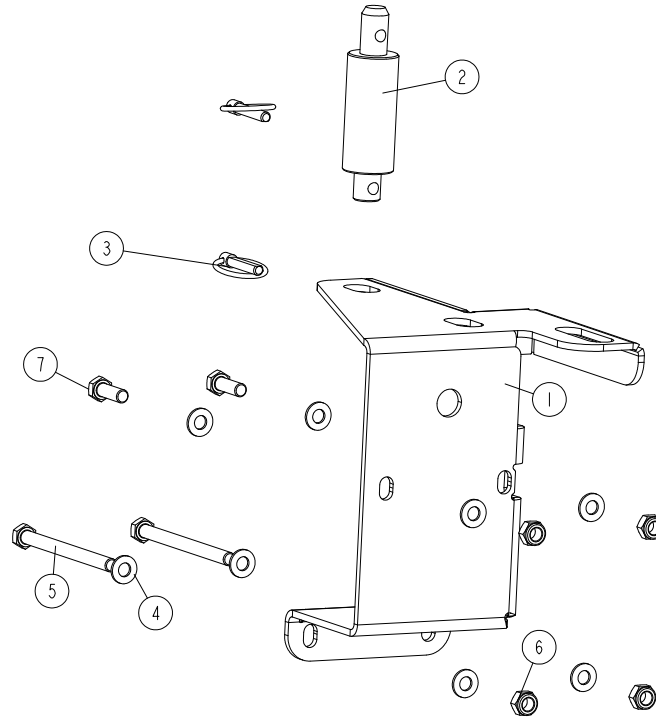
REF	DESCRIPTION (◆ indicates parts available in assemblies only)	PART #	QTY	
1	BRACKET, LT SAWMILL SAW HEAD REST See Section 4.11	550058	1	
2	PLATE, MOUNT	087055-1	1	

4 SAW HEAD

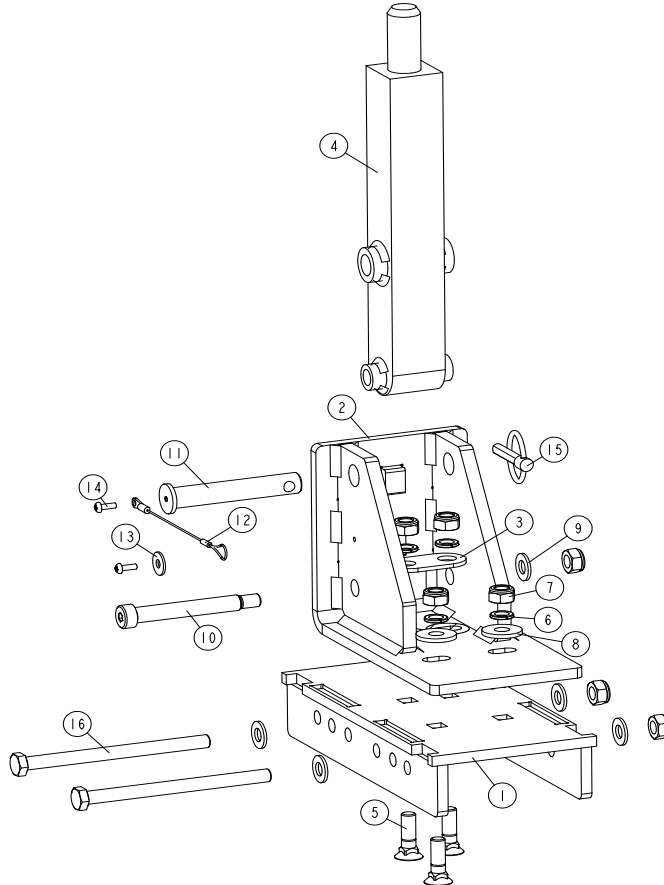
LT Sawmill Saw Head Rest Bracket

4.11 LT Sawmill Saw Head Rest Bracket

546306_001
546306_MANUAL



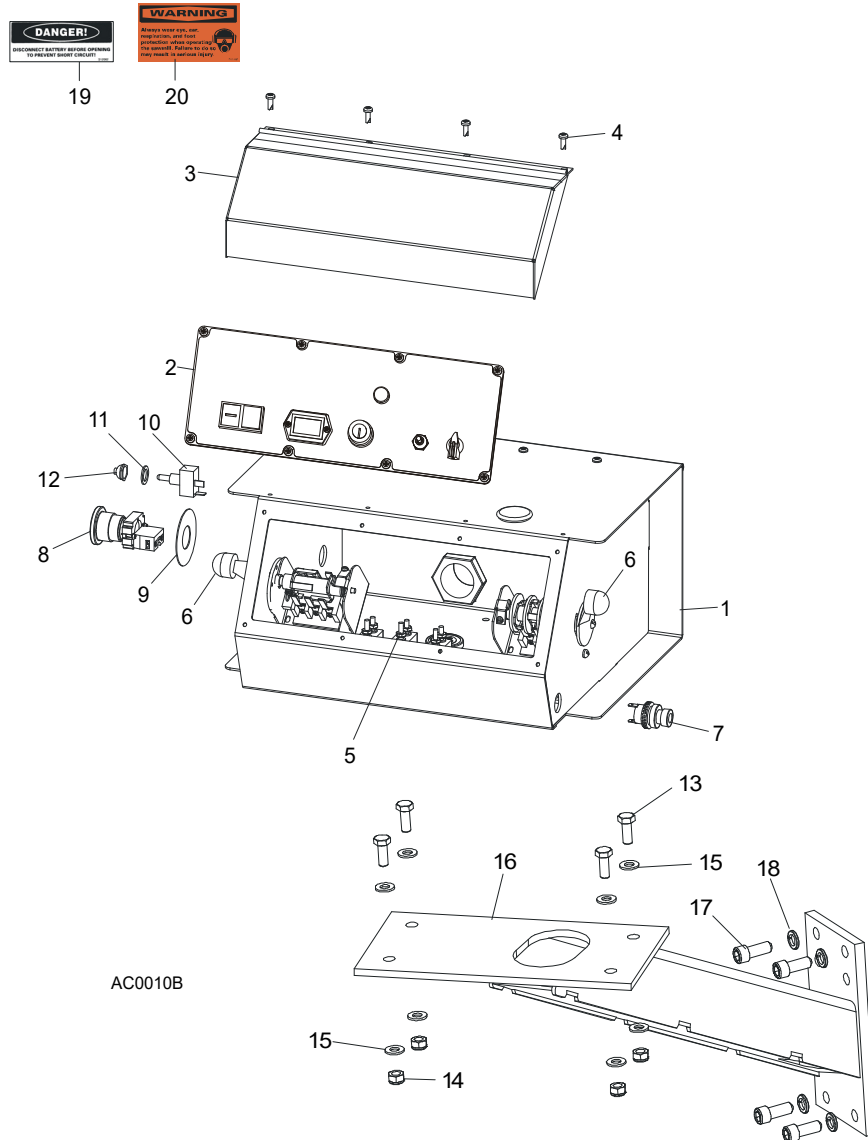
REF	DESCRIPTION (◆ indicates parts available in assemblies only)	PART #	QTY
-	BRACKET, LT SAWMILL SAW HEAD REST	550058	1
1	PLATE, SAW HEAD REST BRACKET	546307-1	1
2	PIN, LT20 SAW HEAD REST	550057-1	1
3	PIN, 8 BN914 LINCH (BOSSARD 1364650)	F81046-2	2
4	WASHER, 10.5 FLAT ZINC	F81055-1	8
5	BOLT, M10X125 8.8 HEX HEAD ZINC	F81003-18	2
6	NUT, M10-8-B HEX NYLON ZINC LOCK	F81033-1	4
7	BOLT, M10X30-8.8 HEX HEAD FULL THREAD ZINC	F81003-2	2

Saw Head Support Bracket (only portable sawmills with the new type of "M" frame)**4.12 Saw Head Support Bracket (only portable sawmills with the new type of "M" frame)**547311_001_A
547311_MANUAL

REF	DESCRIPTION (◆ indicates parts available in assemblies only)	PART #	QTY
-	BRACKET, LT70 SAW HEAD SUPPORT - "M" FRA	547311	1
1	PLATE, SAW HEAD SUPPORT BRACKET	555485-1	1
2	MOUNT WELDMENT, SAW HEAD REST PIN	547312-1	1
3	WASHER	547416	1
4	PIN WELDMENT, SAW HEAD REST	540600-1	1
5	BOLT, M10X35-10.9-FE/ZN5 DIN 608 ; PN 82	F81003-164	4
6	WASHER, Z 10.2 SPLIT LOCK ZINC	F81055-2	4
7	NUT, M10-8-B HEX NYLON ZINC LOCK	F81033-1	7
8	WASHER, 10.5 SPECIAL FLAT ZINC	F81055-6	2
9	WASHER, 10.5 FLAT ZINC	F81055-1	5
10	BOLT, 12/M10X80 12.9 ISO7379 SHOULDER	F81003-78	1
11	PIN, 16X100 23X3	540593-1	1
12	LANYARD, 3/64X6	016030	1
13	WASHER, 6.5 SPECIAL FLAT ZINC	F81053-11	1
14	SCREW, M4X12 5,8-B CROSS RECESSED PAN HE	F81011-43	2
15	PIN, 8 BN914 LINCH (BOSSARD 1364650)	F81046-2	1
16	BOLT, M10X140-10.9 HEX HEAD ZINC	F81003-180	2

SECTION 5 CONTROL BOXES

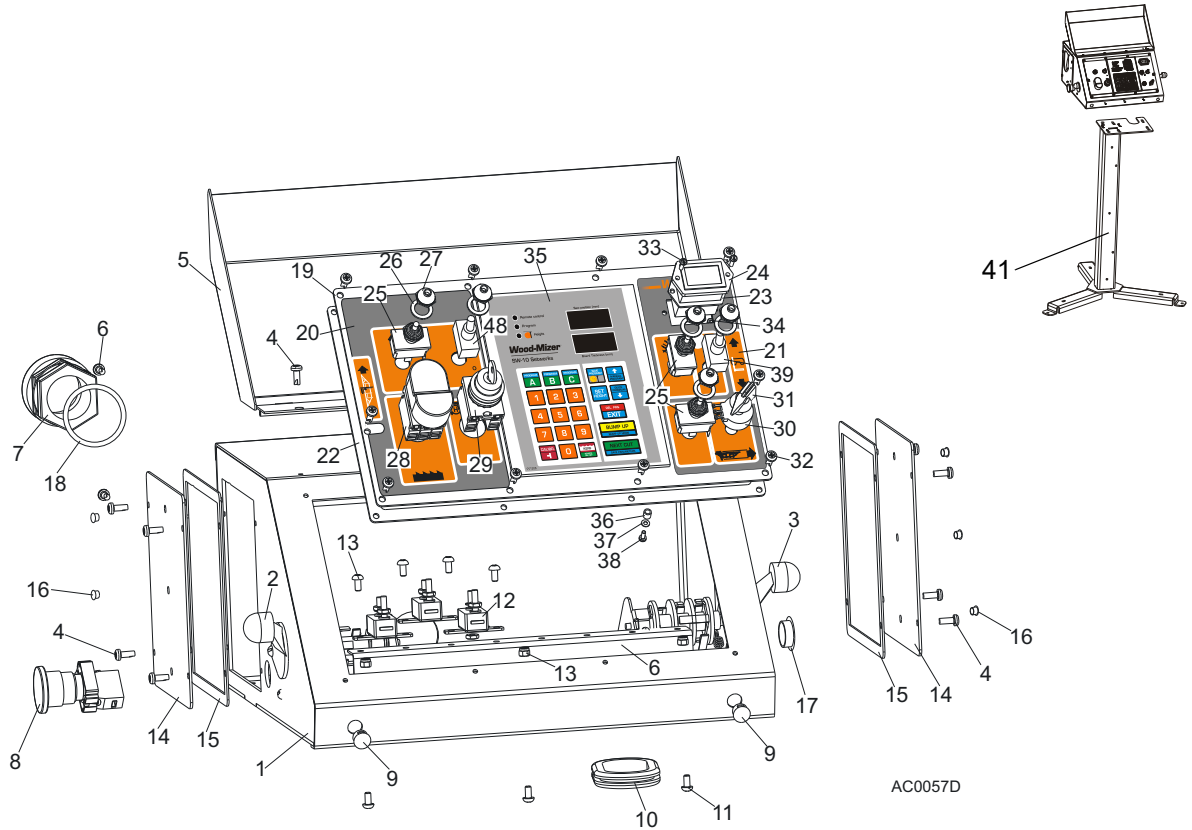
5.1 Control Assembly, LT70 AH



REF	DESCRIPTION (◆ indicates parts available in assemblies only)	PART #	QTY	
	CONTROL BOX ASSEMBLY, AC SUPER (EA20, EA25)	093022	1	
1	HOUSING, AC SUPER CONTROL BOX ASSEMBLY (EA20, EA25)	086546-1	1	◆
2	Front Control Panel & Wiring Harnesses (Section 5.7)			
3	Cover, Control Box Hinged	015304	1	
4	BOLT, #10-24X1/2 PH	F05015-17	12	
5	Circuit Breakers (Section 5.3)			
6	Drum Switches (Section 5.2)			
7	Switch, Horn	E85118	1	
8	BUTTON, XB4 BS542 EMERGENCY STOP	086556	1	
9	WASHER, ZBY9330 EMERGENCY STOP BUTTON	086561	1	
10	PLUG, 12.7 HEYMAN DP-812 HOLE	086773	1	

11	WASHER, 1/2X3/4X1/16 NYLON	P05251-1	1	
12	BOOT, TOGGLE SWITCH	P02575	1	
13	BOLT, M8X20 8.8 HEX HEAD FULL THREAD ZIN	F81002-4	4	
14	NUT, M8-8-B HEX NYLON ZINC LOCK	F81032-2	4	
15	WASHER, 8.4 FLAT ZINC	F81054-1	8	
16	MOUNT WELDMENT, STANDARD CONTROL BOX	086732-1	1	
17	BOLT, 3/8-16 X 1" SOCKET HEAD	F05007-52	4	
18	WASHER, Z 10.2 SPLIT LOCK ZINC	F81055-2	4	
19	DECAL, FRONT OUTRIGGER WARNING	015400-4	1	
20	DECAL, EAR/EYE PROTECTION WARNING	S11753-4	1	

5.2 Control Assembly, LT70-RSW



REF	DESCRIPTION (◆ indicates parts available in assemblies only)	PART #	QTY
	CONTROL BOX ASSEMBLY, LT40 AC	098690	1
	CONTROL BOX ASSEMBLY, LT40 AC-RC	509115	1
	CONTROL BOX ASSEMBLY, LT70AC-SW	521906	1
1	Control Box, LT40AC	099622-1	1
2	SWITCH ASSEMBLY, POWER FEED DRUM	E20438	1
3	Switch, 1992 Up/Down (Service Package)	E20440	1
4	Bolt, #10-24x1/2 Ph Pan Hd, Type 23	F05015-17	12
5	Cover Weldment, LT20/40 Complete	097135-1	1
6	Rail, Circuit Breaker	015310	1
7	Connector, 1 1/4 Straight Metal Conduit	024402	1
8	BUTTON, XB4 BS542 EMERGENCY STOP	086556	1
9	PLUG, 12.7 HEYMAN DP-812 HOLE	086773	2
10	Grommet, Rubber	087065	1
11	Screw, H M5x10 8.8 Zinc	F81000-13	7
12	BREAKER, 15 AMP MANUAL RESET	E20430	3
13	NUT, M5-8 DIN985 ZINC-PLATED	F81030-2	3
	Cover, Control Box Side Complete	086700	2
14	Cover, Control Box Side	086699-1	1
15	GASKET, SIDE PANEL	015274	1
16	Cap, SR1086 6.4 Dia. Hole	099700	6

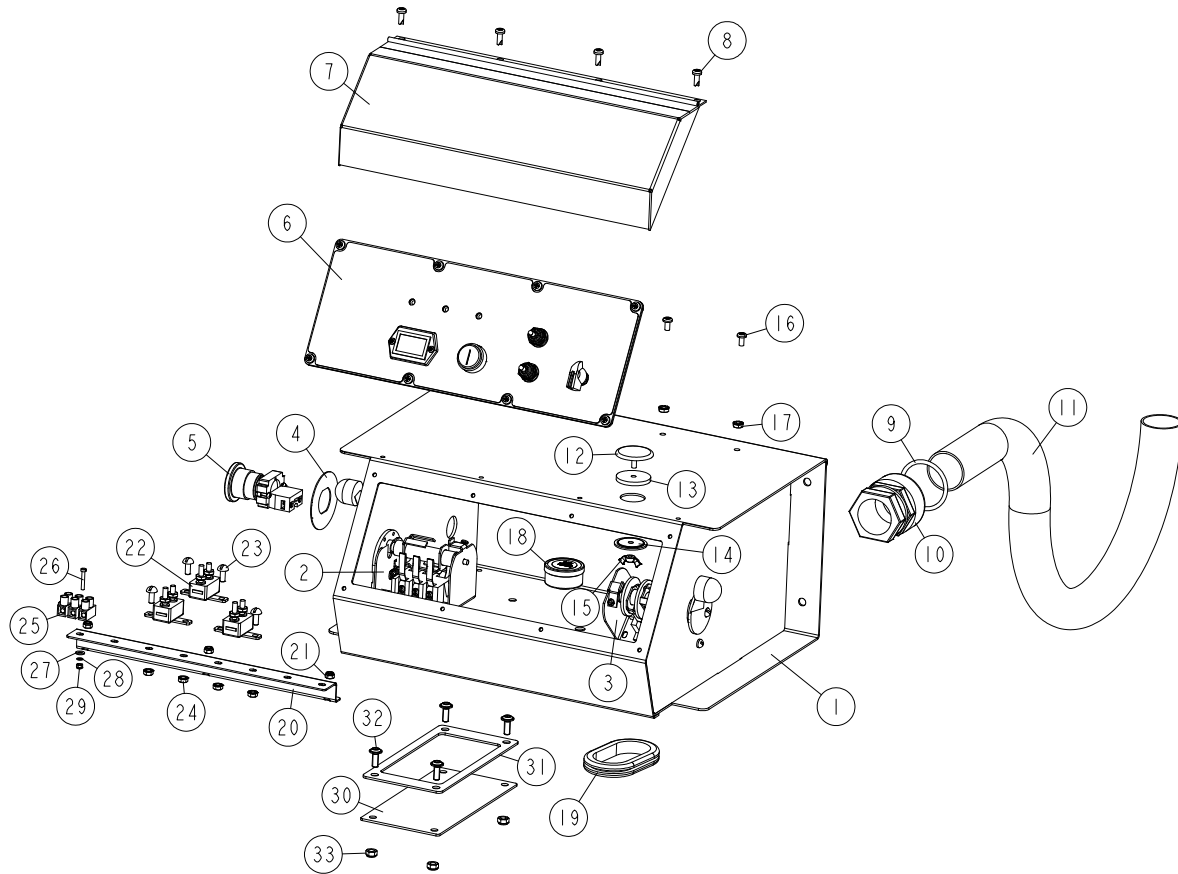
17	Cap, SR1086 22.2 Dia. Hole	093544	1	
18	Seal, 1 1/4 Ring LQTI w/Retainer	015430	1	
	Panel, LT40 AC Front Control Complete	098689	1	
19	Panel, LT20/40 AC Front Control	100572-1	1	
	Panel, LT40 AC Front Control	098586-1 ¹	1	
20	Decal, LT20/40 AC Control Box Left	099594	1	
21	Decal, LT40 DC Control Box Right	099596	1	
22	Gasket, LT20/40 Control Box	097132	1	
23	Gasket, Hour Meter	093346	1	
24	Meter, Hour	093166	1	
25	SWITCH, DPDT TOGGLE 21A REV MOM SPADE	024200	3	
26	Washer, 1/2x3/4x1/16 Nylon	P05251-1	5	
27	Boot, Toggle Switch	P02575	5	
28	Button, 24V Start/Stop	090452	1	
	Diaphragm, M22-T-DD	090462	1	
29	Switch, M22 3-Position Key	091361	1	
30	SWITCH ASSEMBLY, FEED RATE	E20519	1	
31	Knob, Speed Control	P06257	1	
32	Bolt, #10-24x1/2 Ph Pan Hd, Type 23	F05015-17	10	
33	Bolt, M3x12-8.8 Zinc	F81000-12	2	
34	NUT, M3-6-HEX NYLON ZINC LOCK	F81028-2	2	
35	Controller, SW-10 Setworks	500628	1	
36	Spacer, 4.2x6mm Idler	R80671-4	6	
37	Washer, 3.2 Flat Zinc	F81050-2	6	
38	Screw, M3x8-4.8 Zinc	F81000-83	6	
39	Switch, SPST On/Off 15A .25 TABS Toggle	P03027	2	
40	EMERGENCY STOP DECAL	086793	1	
41	STAND, LT20/40/LES/EG300/TVS CONTROL BOX	501651-1 ²	1	

¹ Use in African version only.

² Used In **509115**

5.3 Control Assembly, LT70 Remote

500630_001
500630

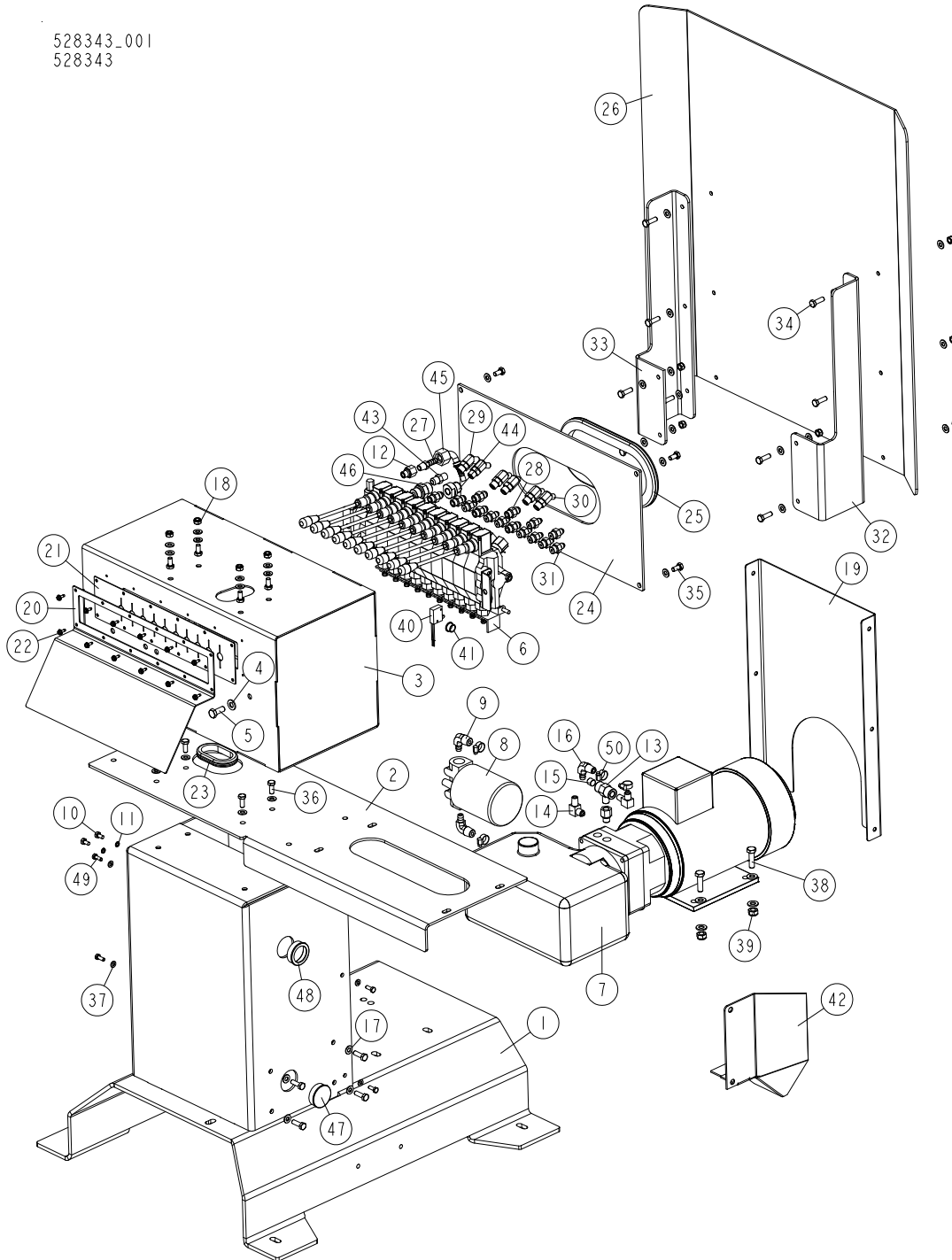


REF	DESCRIPTION (◆ indicates parts available in assemblies only)	PART #	QTY
-	BOX, LT70 REMOTE CONTROL	500630	1
1	HOUSING, AC SUPER CONTROL BOX ASSEMBLY (086546-1	1
2	SWITCH ASSEMBLY, POWER FEED DRUM Section 5.5	E20438	1
3	SWITCH, 1992 UP/DOWN Section 5.5	E20440	1
4	WASHER, ZBY9330 EMERGENCY STOP BUTTON	086561	1
5	BUTTON, XB4 BS542 EMERGENCY STOP	086556	1
6	PLATE, COMPLETE FRONT CONTROL BOX Section 5.8	086562	1
7	COVER, CONTROL BOX HINGED	015304	1
8	BOLT, #10-24X1/2 PH PAN HD, TYPE 23	F05015-17	4
9	SEAL, 1 1/4 RING LQTI W/RETAINER	015430	1
10	CONNECTOR, 1 1/4 STRAIGHT METAL CONDUIT	024402	1
11	CONDUIT, 1-1/4IN FLEX	024401	1
-	PLUG, AS075 OILTITE	E20570	1
12	PLUG, HOLE SEAL	E20570-1	1
13	GASKET, HOLE SEAL	E20570-2	1
14	WASHER, HOLE SEAL	E20570-3	1
15	NUT, #10-24 WING	E20570-4	1

REF	DESCRIPTION (◆ indicates parts available in assemblies only)	PART #	QTY	
16	SCREW, #10-24 X 3/8" PHILLIPS PAN HEAD M	F05004-148	4	
17	NUT, #10-24 SELF-LOCKING	F05010-14	4	
18	CUP ASSEMBLY, DRUM SWITCH GREASE	A20463	1	
19	GROMMET, RUBBER	087065	1	
20	RAIL, CIRCUIT BREAKER	525779-1	1	
21	NUT, M5-8 DIN985 ZINC-PLATED	F81030-2	3	
22	BREAKER, 15 AMP MANUAL RESET	E20430	3	
23	SCREW, #8-32 X 1/2" SLOTTED HEAD	F05004-12	4	
24	NUT, #8-32 HEX SELF-LOCKING	F05010-41	4	
25	STRIP, ELECTRIC WIRE	F81086-1	1	
26	SCREW, M3X20-5.8-A-PAN HEAD ZINC	F81000-8	1	
27	WASHER, 4.3 FLAT ZINC	F81051-2	1	
28	WASHER, 3.2 A MS FLAT SPECIAL	F81050-1	1	
29	NUT, M3-6-HEX NYLON ZINC LOCK	F81028-2	1	
-	GASKET ASSEMBLY	532368	1	
30	PLATE, COVER	532367-1	1	
31	GASKET, CORK	532366	1	
32	SCREW, M6X16 BN 11252 "BOSSARD".	F81001-24	4	
33	NUT, M6-8-B HEX NYLON ZINC LOCK	F81031-2	4	

5.4 Box Assembly, LT70 Remote 10- Section

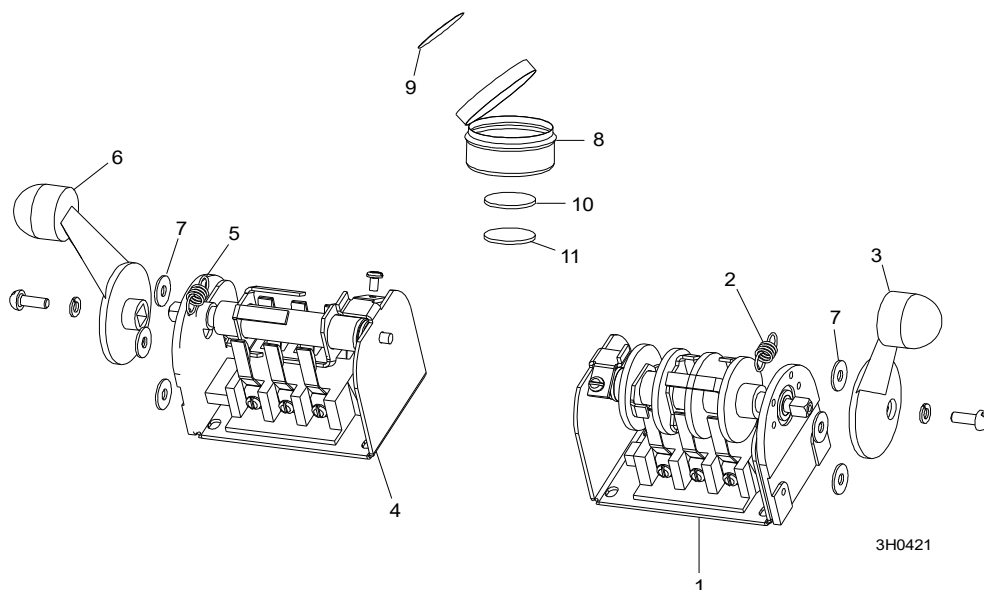
528343_001
528343



REF	DESCRIPTION (◆ indicates parts available in assemblies only)	PART #	QTY
-	BOX ASSEMBLY, 10-SECTION REMOTE CONTROL	528343	1
1	BASE WELDMENT, REMOTE HYDRAULIC CONTROL	500509-1	1
2	PLATE, REMOTE CONTROL BOX	500121-1	1
3	BOX WELDMENT, HYDRAULIC	500128-1	1
4	WASHER, 10.5 FLAT ZINC	F81055-1	10

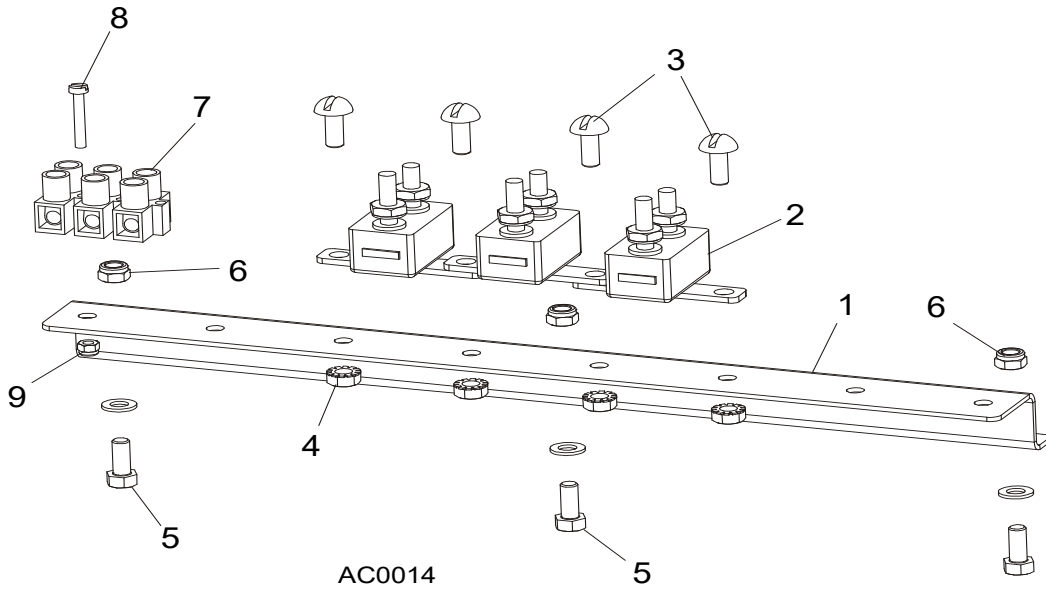
REF	DESCRIPTION (◆ indicates parts available in assemblies only)	PART #	QTY
5	BOLT, M10X25 8.8 HEX HEAD FULL THREAD ZI	F81003-11	2
6	VALVE, 10 SECTION HDS11/10-6	091344SUB	1
7	PUMP, AC.5,5KW 18.5L/MIN HYDRAULIC W/MOT	517840	1
8	MANIFOLD, W/FILTER	P22683	1
9	FITTING, 1/2NPT-3/8 BARB ELBOW	P12707	2
10	BOLT, 1/4-20X1/2 HEX HEAD	F05005-15	2
11	WASHER, Z 6.1 SPLIT LOCK	F81053-3	2
12	FITTING, 6SAE MALE-1/4NPT FEMALE	014686	2
13	FITTING, 1/4NPT BRANCH TEE	015486	1
14	FITTING, 3/8JIC-1/4NPT 90L	015491	2
15	PLUG, 1/4-18 NPT BLANK	096221	1
16	FITTING, 3/8NPT-3/8 BARB ELBOW	P12708	1
17	WASHER, 8.4 FLAT ZINC	F81054-1	44
18	NUT, M8-8-B HEX NYLON ZINC LOCK	F81032-2	18
19	PLATE, REMOTE HYDRAULIC CONTROL BOX REAR	500516-1	1
20	PLATE, FRONT	500122-1	1
21	GUARD, RUBBER HYDRAULIC VALVE 10-SECTION	091739	1
22	BOLT, #10-24X1/2 SELF-TAPPING	F05015-7	12
23	GROMMET, RUBBER	087065	1
24	PANEL, HYDRAULIC BOX REAR	500124-1	1
25	GROMMET, 4 3/8 X 10 OVAL RUBBER	085759	1
26	GUARD, LT70 AC REMOTE CONTROL BOX	090219	1
27	FITTING, 1/4NPT-3/8 BARB	014685	1
28	FITTING, 3/8" O-RING X 3/8" JIC	014687	6
29	FITTING, #6SAE 45 DEG ELBOW	015489	1
30	FITTING, #4 SAE - #6 SAE 45° ELBOW	015488	5
31	FITTING, 1/4JIC-3/8 O-RING	P26284	9
32	BRACKET, CONTROL BOX GUARD	500766-1	1
33	BRACKET, CONTROL BOX GUARD - LEFT	500767-1	1
34	BOLT, M8X25-8.8-B HEX HEAD FULL THREAD Z	F81002-5	14
35	BOLT, M8X16 -8.8-B HEX HEAD FULL THREAD	F81002-20	8
36	BOLT, M8X20-8.8 HEX HEAD FULL THREAD ZIN	F81002-1	4
37	WASHER, 6.4 FLAT ZINC	F81053-1	6
38	BOLT,M10X35-8.8 HEX HEAD FULL THREAD ZIN	F81003-17	4
39	NUT, M10-8-B HEX NYLON ZINC LOCK	F81033-1	4
40	MICROSWITCH, HYDRAULIC VALVE	014765	1
41	GROMMET, 15,9 UB625 RUBBER	086816	1
42	GUARD, CABLE	501102-1	1
43	FITTING, 3/8JIC-1/4NPT STRAIGHT	015560	1
44	FITTING, M22X1.5 / 1/4 - 18 NPT ZINC-PL.	093139-1	1
45	FITTING, PN10AFL 13-90 ELBOW	094485	1
46	FITTING, VMNW10HS22	094486	1
47	CAP, 44.5 MM #466923 HOLE	500768	1
48	BUSH, MOSS 44.5MM 465901 SNAP-FIT	R80670-3	1
49	BOLT M6X16 HH ZC FT 8.8 DIN 933	F81001-15	6
50	CLAMP, 11/16 WORM	061807	4

5.5 Drum Switches



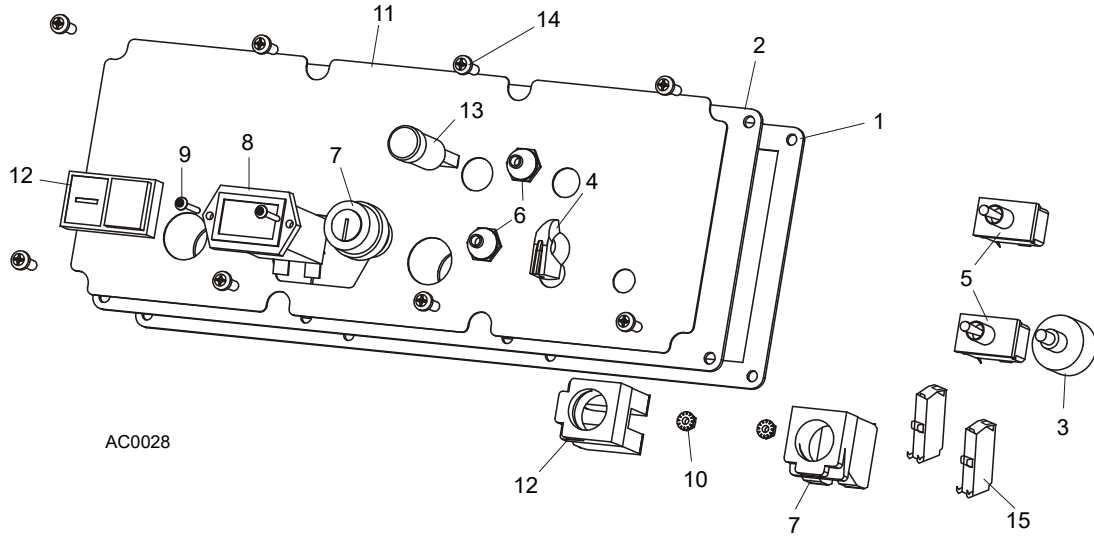
REF	DESCRIPTION (◆ indicates parts available in assemblies only)	PART #	QTY	
	SWITCH, 1992 UP/DOWN	E20440	1	
1	Switch, S12 Bulk Drum	E20440-B	1	◆
2	Spring, Drum Switch	P12570	1	
3	Handle, Drum Switch Replacement	P12500	1	
	SWITCH ASSEMBLY, POWER FEED DRUM	E20438	1	
4	Switch, S10 Bulk Drum	E20438-B	1	◆
5	Spring, Drum Switch	P12570	1	
6	Handle, Drum Switch Replacement	P12500	1	
7	WASHER, #8 SAE FLAT	F05011-41	6	
	CUP ASSEMBLY, DRUM SWITCH GREASE	A20463	1	
8	Cup, Plastic Container	P20464	1	◆
9	Decal, Grease Cup Label	P20467	1	
10	Pad, Velcro Loop	P20466	1	◆
11	Pad, Velcro Hook	P20465	1	◆
	Grease, High Temp Drum Switch	P20468	.011ml	◆

5.6 Circuit Breakers



REF	DESCRIPTION (◆ indicates parts available in assemblies only)	PART #	QTY
	BREAKER ASSEMBLY, SAWMILL CONTROL CIRCUIT	015621	1
1	Rail, Circuit Breaker	015310	1
2	Breaker, 15 Amp Manual Reset	E20430	5
3	Screw, #8-32 X 1/2" Slotted Head	F05004-12	6
4	Nut, #8-32 Hex Self-Locking	F05010-41	6
5	BREAKER, 70 AMP MANUAL RESET PANEL MOUNT	015527	1
6	BREAKER, 50 AMP MANUAL RESET PANEL MOUNT	021256	1
7	BOOT, CIRCUIT BREAKER	021253	2
8	SCREW, #10-24 X 3/8 PHILLIPS PAN HEAD ZINC	F05004-3	3
9	NUT, #10-24 SELF-LOCKING	F05010-14	3

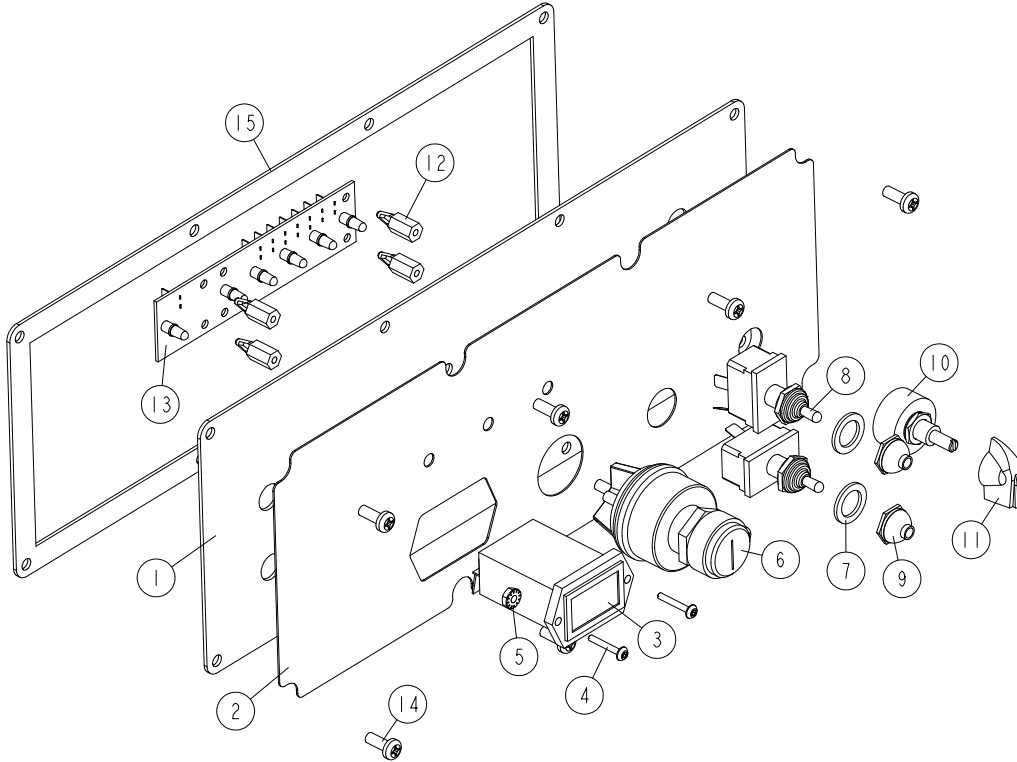
5.7 Front Panel Assembly & Harnesses



REF	DESCRIPTION (◆ indicates parts available in assemblies only)	PART #	QTY
	PANEL ASSEMBLY, AC SUPER CONTROL FRONT (EA20, EA25)	087387	1
1	Gasket, Front Panel	088387	1
2	Panel Weldment, Control	087316	1
3	Switch Assembly, Feed Rate	E20519	1
4	KNOB, SPEED CONTROL	P06257	1
5	SWITCH, DPDT TOGGLE 21A REV MOM SPADE	024200	2
6	Boot, Toggle Switch Rubber	P02575	2
7	Switch, Key	087350	1
8	Meter, Hour	015401	1
9	SCREW, 6-32 X 3/4" SOCKET BUTTON HEAD CA	F05004-93	2
10	Nut, # 6-32 Keps	F05010-59	2
11	Decal, Control Panel	087351	1
12	Switch, START-STOP	087349	1
13	Lamp, Control	087348	1
	HARNESS ASSEMBLY, UPPER WIRING	093167	1
14	BOLT, #10-24X1/2 PH	F05015-17	8
15	Contact ZBE101	087817	2

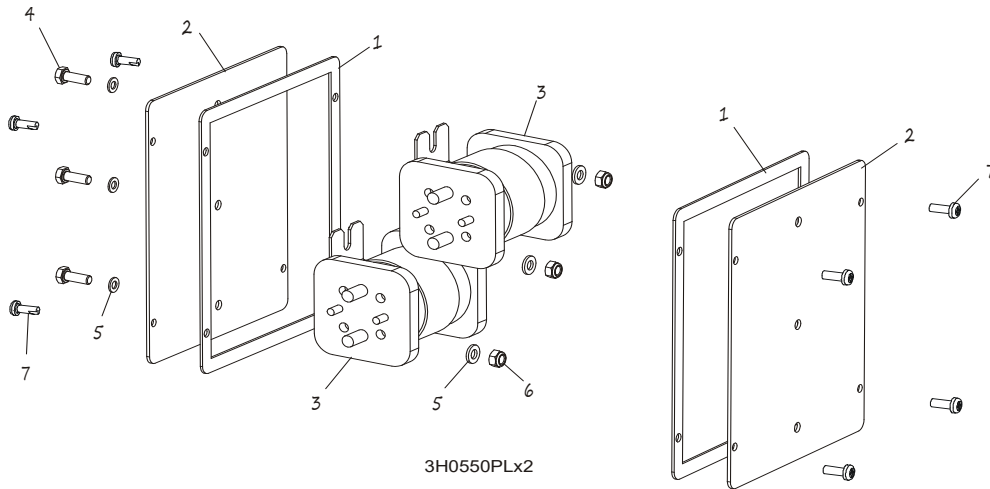
5.8 Plate, LT70 Remote Complete Front Control Box

086562_001
086562



REF	DESCRIPTION (◆ indicates parts available in assemblies only)	PART #	QTY
-	PLATE, COMPLETE FRONT CONTROL BOX	086562	1
1	PANEL WELDMENT, CONTROL	015302	1
2	DECAL, CONTROL PANEL (E25)	015271	1
3	METER, HOUR	015401	1
4	SCREW, 6-32 X 3/4" SOCKET BUTTON HEAD CA	F05004-93	2
5	NUT, # 6-32 KEPS	F05010-59	2
6	SWITCH, KEY	P04350	1
7	WASHER, 1/2X3/4X1/16 NYLON	P05251-1	2
8	SWITCH, DPDT TOGGLE 21A REV MOM SPADE	024200	2
9	BOOT, TOGGLE SWITCH	P02575	2
10	SWITCH ASSEMBLY, FEED RATE	024450	1
11	KNOB, SPEED CONTROL	P06257	1
12	SPACER, 1/2"-#6 THREADED	023147	4
-	BOARD, LED CIRCUIT (E25)	015416	1
13	CIRCUIT BOARD, SAWMILL LED	023038	1
14	BOLT, #10-24X1/2 PH PAN HD, TYPE 23	F05015-17	8
15	GASKET, FRONT PANEL	015270	1

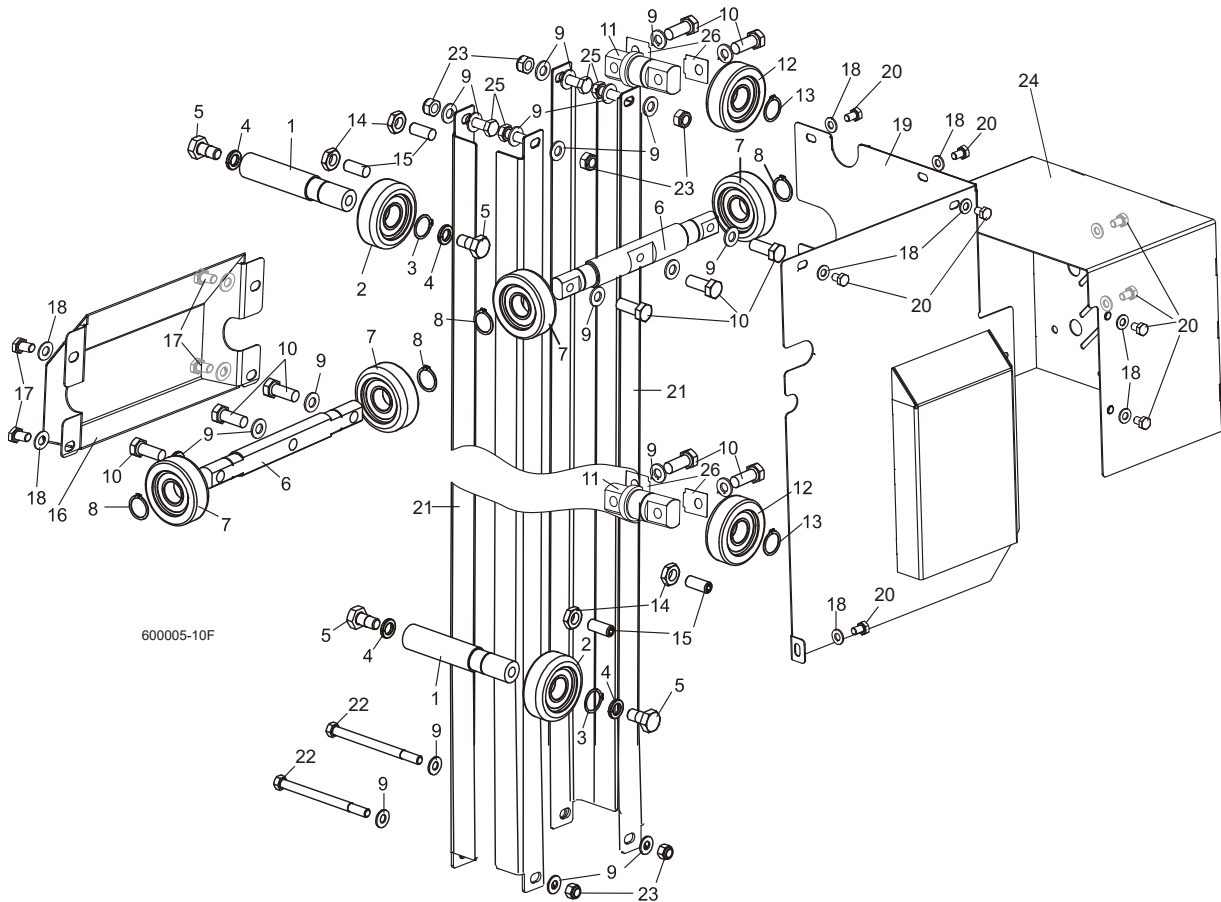
5.9 Solenoids



REF	DESCRIPTION (◆ indicates parts available in assemblies only)	PART #	QTY
1	GASKET, SIDE PANEL	015274	2
2	PANEL WELDMENT, SIDE	015307	2
3	SOLENOID, 200A 12V SPST HYDRAULIC PUMP	015470	2
4	BOLT M6X16 HH ZC FT 8.8 DIN 933	F81001-15	3
5	WASHER, 6.4 FLAT ZINC	F81053-1	6
6	NUT, M6-8-B HEX NYLON ZINC LOCK	F81031-2	3
	DIODE ASSEMBLY, SOLENOID COIL CHASSIS GND	087496	4
7	BOLT, #10-24X1/2 PH	F05015-17	8

SECTION 6 UP/DOWN SYSTEM

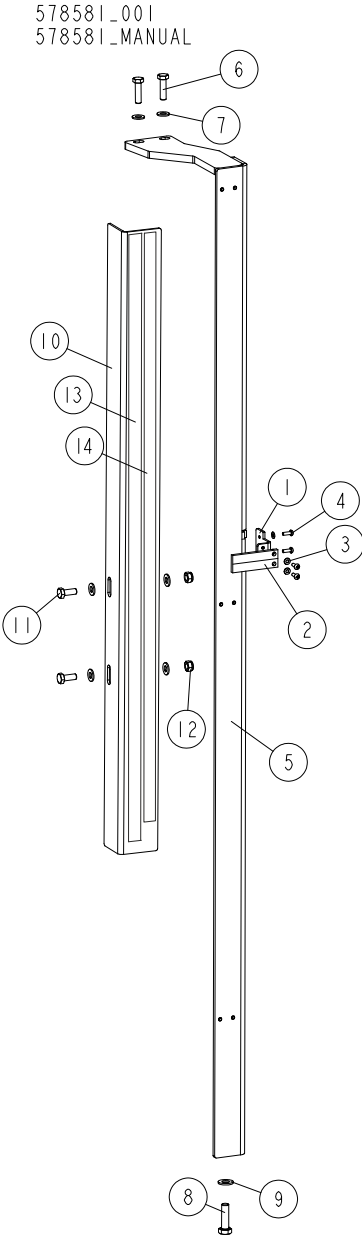
6.1 Up/Down Rollers & Covers



REF	DESCRIPTION (◆ indicates parts available in assemblies only)	PART #	QTY
	ROLLER ASSEMBLY, INSIDE UP/DOWN	089456	2
1	Shaft, Inside Up/Down Roller	088817-1	1
2	ROLLER, CBK-468	088433	1
3	Ring, Z30 Spring Retaining	F81090-23	1
4	WASHER, 13 FLAT ZINC	F81056-1	2
5	Bolt, M12x25-8.8 Hex Head Full Thread Zinc	F81004-31	2
	ROLLER ASSEMBLY, OUTSIDE UP/DOWN	089454	2
6	Shaft, Long Up/Down Roller	088815-1	1
7	ROLLER, CBK-468	088433	2
8	Ring, Z30 Spring Retaining	F81090-23	2
9	WASHER, 10.5 FLAT ZINC	F81055-1	22
10	BOLT, M10X35-8.8 HEX HEAD FULL THREAD ZIN	F81003-17	10
	ROLLER ASSEMBLY, SHORT UP/DOWN	089455	2
11	Shaft, Short Up/Down Roller	088816-1	1
12	ROLLER, CBK-468	088433	1
13	Ring, Z30 Spring Retaining	F81090-23	1
14	NUT, M10-04-W HEX ZINC THIN	F81033-6	4
15	SCREW, GN 913.3-M10-40-MS SET	F81003-65	4
16	COVER WELDMENT, UP/DOWN ROLLER	507056-1	1

17	BOLT, M8X16 -8.8-B HEX HEAD FULL THREAD	F81002-20	4	
18	WASHER, 8.4 FLAT ZINC	F81054-1	13	
19	GUARD WELDMENT, RA-08 UP/DOWN GEAR BOX SIDE	091319-1	1	
20	BOLT, M8X12-8.8 HEX HEAD FULL THREAD ZINC	F81002-6	9	
21	ANGLE, MAST TUBE STAINLESS	088492	4	
22	BOLT, M10X125 8.8 HEX HEAD ZINC	F81003-18	2	
23	NUT, M10-8-B HEX NYLON ZINC LOCK	F81033-1	6	
24	GUARD, UP/DOWN MOTOR PAINTED	090501-1	1	
25	BOLT, M10X30-8.8 HEX HEAD FULL THREAD ZI	F81003-2	4	
26	SPACER, ROLLER ASSEMBLY, SHORT UP/DOWN	510616	-	

6.2 Blade Height Scale



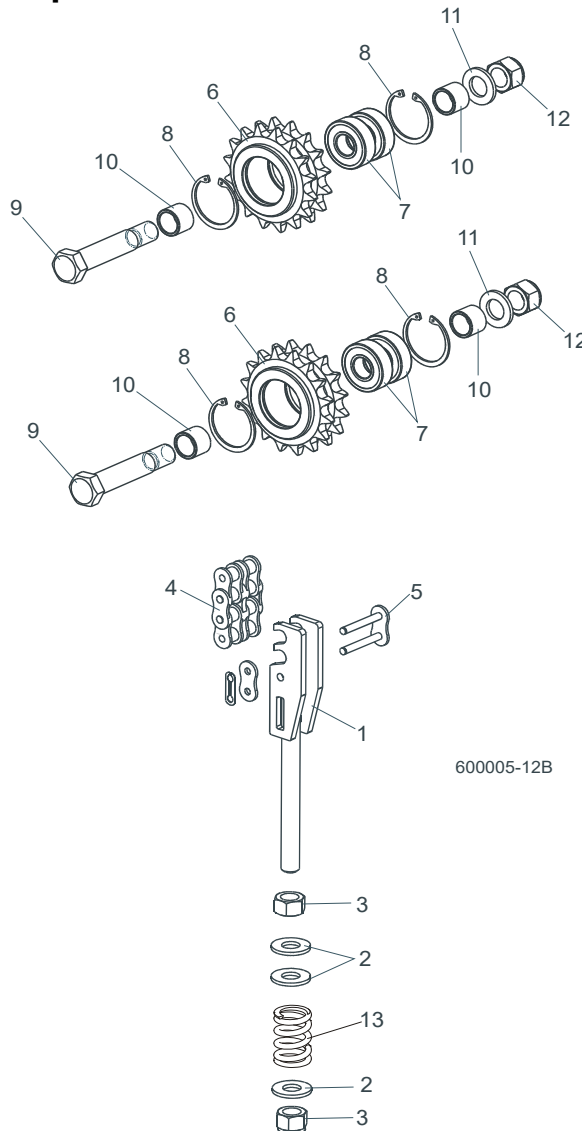
REF	DESCRIPTION (◆ indicates parts available in assemblies only)	PART #	QTY	
-	INDICATOR ASSEMBLY, SCALE	578581	1	
1	MOUNT WELDMENT, SCALE PAINTED	088558-1	1	
2	INDICATOR, BLADE HEIGHT SCALE	094821	1	
3	WASHER, 4.3 FLAT ZINC	F81051-2	4	
4	SCREW, M4X12 5,8-B CROSS RECESSED PAN HE	F81011-43	4	
5	MOUNT WELDMENT, SCALE PAINTED	088554-1	1	
6	BOLT, M8 X 30-8.8-B HEX HEAD FULL THREAD	F81002-7	2	
7	WASHER, 8.4 FLAT ZINC	F81054-1	6	
8	BOLT, M10X35-8.8 HEX HEAD FULL THREAD ZIN	F81003-17	1	
9	WASHER, 10.5 FLAT ZINC	F81055-1	1	
10	ANGLE, SCALE MOUNT	088785-1	1	
11	BOLT, M8X20 8.8 HEX HEAD FULL THREAD ZIN	F81002-4	2	

6 Up/Down System

Blade Height Scale

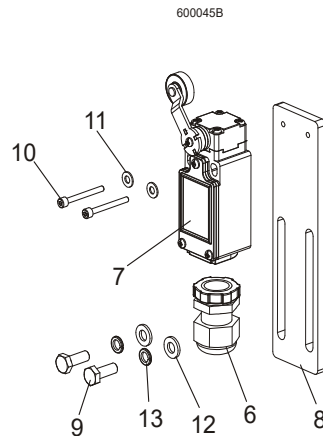
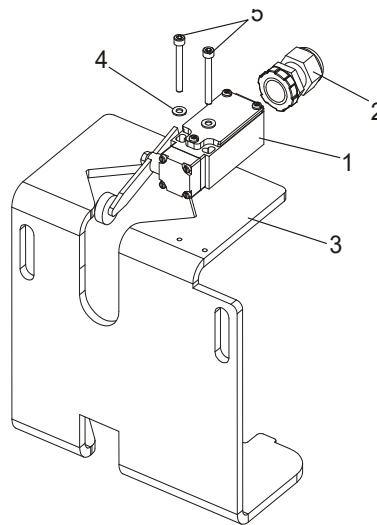
REF	DESCRIPTION (◆ indicates parts available in assemblies only)	PART #	QTY	
12	NUT, M8-8-B HEX NYLON ZINC LOCK	F81032-2	2	
13	DECAL, METRIC	S11711	1	
14	DECAL, METRIC 16-40MM	P12040-1	1	

6.3 Up/Down Chain & Sprockets



REF	DESCRIPTION (◆ indicates parts available in assemblies only)	PART #	QTY	
1	TENSIONER WELDMENT, UP/DOWN CHAIN ZINC	512181-1	1	
2	WASHER, 13 FLAT ZINC	F81056-1	3	
3	NUT, M12 8 HEX NYLON ZINC LOCK	F81034-2	2	
4	CHAIN, 12B-2 97-LINK	512197	1	
5	LINK, 12B-2Pz MASTER	099249	1	
	SPROCKET ASSEMBLY, UP/DOWN IDLER	512180	2	
6	Sprocket, Zinc-Plated	512179-1	1	
7	Bearing, 6203-2RS FLT Rolling	086114	2	
8	Ring, W40 Spring Retaining	F81090-3	2	
9	Bolt, M16D1F6 x 90-8.8 Hex Fit Short Thread Zinc	F81006-15	1	
10	Spacer, Idler Zinc	088792-1	2	
11	WASHER, 17 SPLIT LOCK ZINC	F81058-1	1	
12	Nut, M16-8 Hex Nylon Zinc Lock	F81036-2	1	
13	Spring, 14x30x3.2	090797	1	

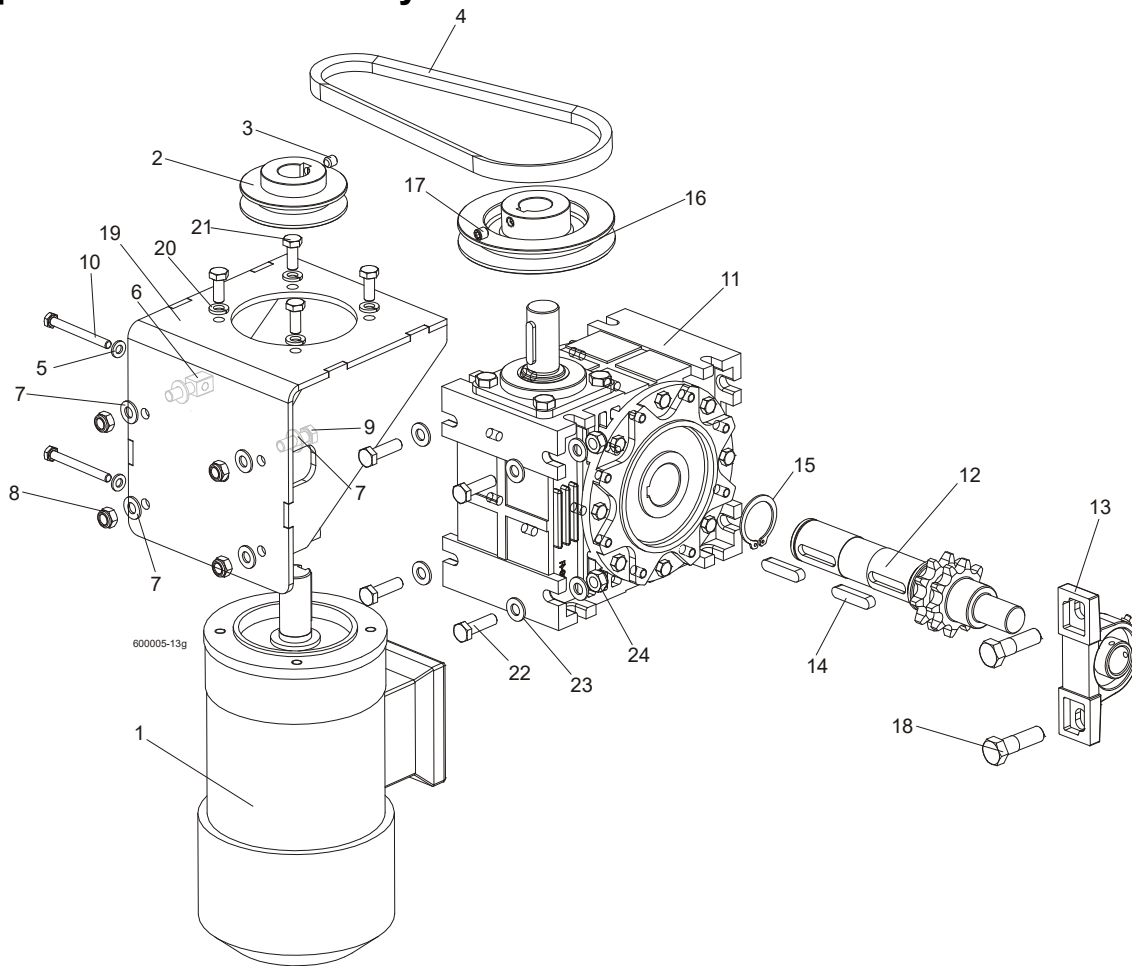
6.4 Safety Switches



REF	DESCRIPTION (◆ indicates parts available in assemblies only)	PART #	QTY
1	SWITCH, GLCB01A2B SAFETY	086469	2
2	GLAND, ST PG 13.5 GREY CABLE	086524	2
3	SUPPORT, POWER CORD BRACKET	090460-1 ¹	1
4	WASHER, 4.3 FLAT ZINC	F81051-2	4
5	SCREW, M4X35 8.8 HEX SOCKET HEAD CAP ZIN	F81011-34	4
	SWITCH ASSEMBLY, LT70 SAFETY LOWER	505711	1
6	GLAND, ST PG 13.5 GREY CABLE	086524	1
7	SWITCH, FA138 Z11 LIMIT	100931	1
8	BAR, LIMIT SWITCH MOUNT	505125-1	1
9	BOLT M6X16 HH ZC FT 8.8 DIN 933	F81001-15	2
10	SCREW, M3X30 8.8 HEX SOCKET HEAD CAP ZINC	F81011-38	2
11	WASHER, 4.3 FLAT ZINC	F81051-2	2
12	WASHER, 6.4 FLAT ZINC	F81053-1	2
13	WASHER, Z 6.1 SPLIT LOCK	F81053-3	2

¹ LT70DC version only

6.5 Up/Down Drive Assembly

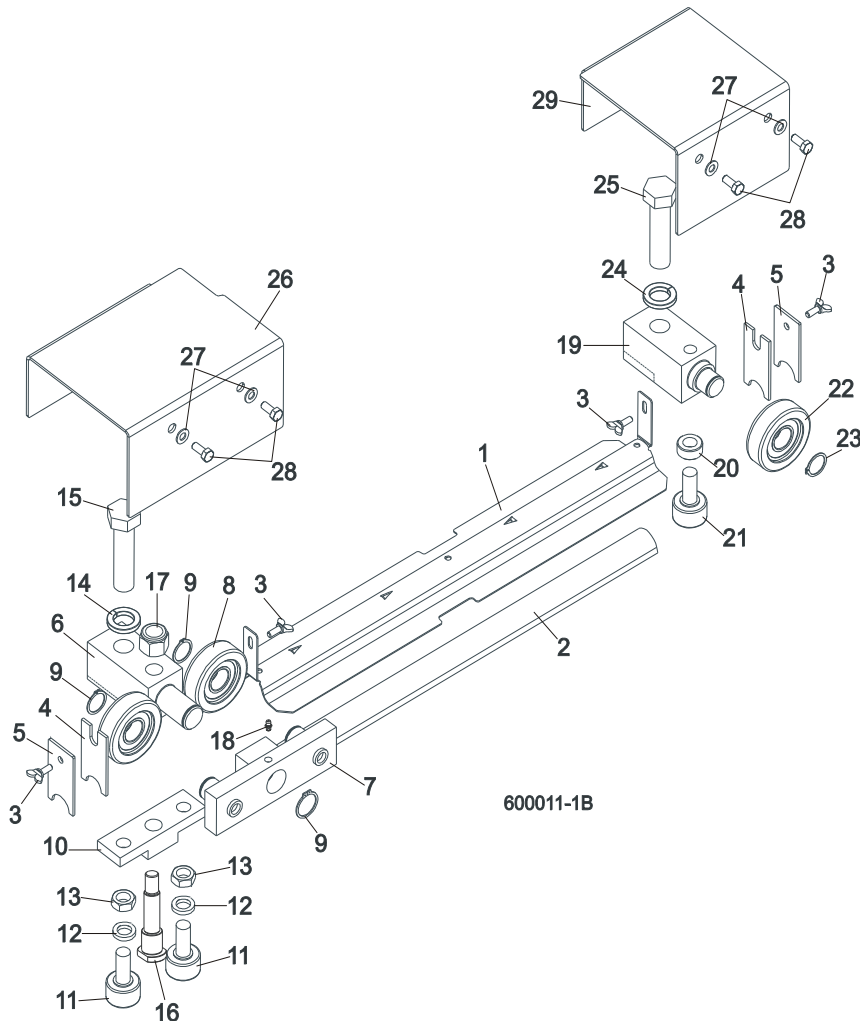


REF	DESCRIPTION (◆ indicates parts available in assemblies only)	PART #	QTY
	MOTOR W/MOUNT BRACKET, AC UP/DOWN	090493	1
1	AC Motor, 2 gear STKg90 6/4L2 IMB14/162	086530	1
2	Pulley, AC Motor	090497-1	1
3	Screw, M8x8-33H Hex Socket Set Flat Point Zinc	F81014-1	1
4	V-Belt, HA-670	091328	1
5	WASHER, 6.4 FLAT ZINC	F81053-1	2
6	Bolt, Special Zinc	088962-1	2
7	WASHER, 8.4 FLAT ZINC	F81054-1	8
8	Nut, M8-8-B Hex Nylon Zinc Lock	F81032-2	4
9	Bolt, M8X25-8.8-B Hex Head Full Thread Zinc	F81002-5	2
10	Bolt, M6x60-8.8 Hex Head Full Thread Zinc	F81001-9	2
	GEAR BOX ASSEMBLY, UP/DOWN DRIVE	091310	1
11	Gear Box, R80/64/WBS/D1,N+S,V5	097701	1
12	Output Shaft w/Sprocket, Up/Down Drive	517320-1	1
13	Bearing Assembly, UCP205 CX	088468	1
14	Key, A10x8x45 Parallel	091312	1
15	Ring, Outside Retaining Z38	F81090-26	1
16	PULLEY, UP/DOWN GEAR PAINTED	091308-1	1
17	SCREW, M8X8-33H HEX SOCKET SET FLAT POINT ZINC	F81014-1	1
18	BOLT, M12X40-8.8 HEX HEAD	F81004-1	1
19	BRACKET, AC UP/DOWN MOTOR MOUNT	090494-1	1

20	WASHER 8,2 SPLIT LOCK ZINC	F81054-4	4	
21	BOLT, M8X20 8.8 HEX HEAD FULL THREAD ZIN	F81002-4	4	
22	BOLT,M10X35-8.8 HEX HEAD FULL THREAD ZIN	F81003-17	4	
23	WASHER, 10.5 PN-82/M-82021 ZINC	F81055-4	8	
24	NUT, M10-8-B HEX NYLON ZINC LOCK	F81033-1	4	

SECTION 7 FEED SYSTEM & TRACK ROLLERS

7.1 Upper Track Rollers And Wipers



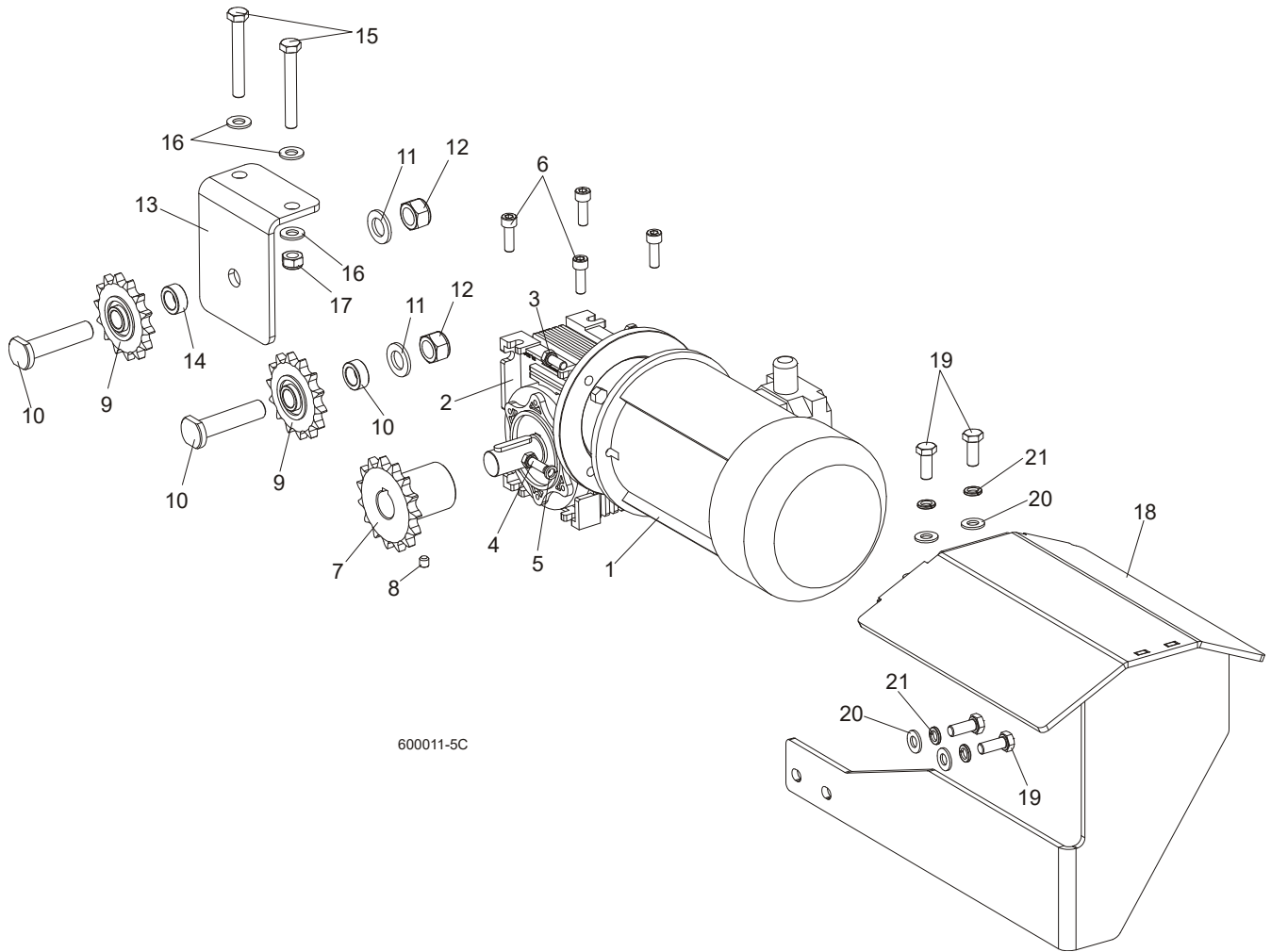
REF	DESCRIPTION (◆ indicates parts available in assemblies only)	PART #	QTY
1	COVER, LT40/70 MIDDLE TRACK - SERVICE	522292-S	1
	Cover, LT40/70 Middle Track	522292-1	1
2	Strip, 3/16 X 2 X 23 Felt	S09915	1
3	SCREW, M6X20 DIN 316 WING	F81001-58	4
4	WIPER, TOP RAIL	M04113	2
5	PLATE, TRACK WIPER	088559-1	2
	ROLLER ASSEMBLY, UPPER TANDEM TRACK	088530	1
6	Block, Tandem Roller Mount	088532	1
7	Block Assembly, Tandem Roller	088535	1
8	ROLLER, CBK-468	088433	2
9	Ring, Z30 Spring Retaining	F81090-23	2
10	Block, Cam Follower Mount	088520	1
11	Bearing, Cam Follower (McGill)	012797	2
12	Washer, 16.3 Split Zinc Lock	F81058-2	2
13	Nut, 5/8"-18 Zinc	F05010-11	2
14	Washer, Z24.5 Split Zinc Lock	F81061-4	1

7 Feed System & Track Rollers

Upper Track Rollers And Wipers

15	BOLT, M24X2X90-8.8 HEX HEAD FULL THREAD	F81009-2	1	
16	Pin, Cam Follower Mount	088531	1	
17	Nut, M16-8 Hex Nylon Zinc Lock	F81036-2	1	
18	FITTING, M6 GREASE	086280	1	
	ROLLER ASSEMBLY, REAR UPPER TRACK	088529	1	
19	Block, Rear Upper Roller Mount	088528	1	
20	Spacer, Cam Follower	088536	1	
21	Bearing, Cam Follower (McGill)	012797	1	
22	Roller, CBK-468	088433	1	
23	Ring, Z30 Spring Retaining	F81090-23	1	
24	Washer, Z24.5 Split Zinc Lock	F81061-4	1	
25	Bolt, M24x2x90-8.8 Hex Head Full Thread Zinc	F81009-2	1	
26	COVER, TANDEM ROLLER	088526-1	1	
27	WASHER, 6.4 FLAT ZINC	F81053-1	4	
28	BOLT M6X16 HH ZC FT 8.8 DIN 933	F81001-15	4	
29	COVER, REAR UPPER ROLLER	088527-1	1	

7.2 Power Feed Assembly



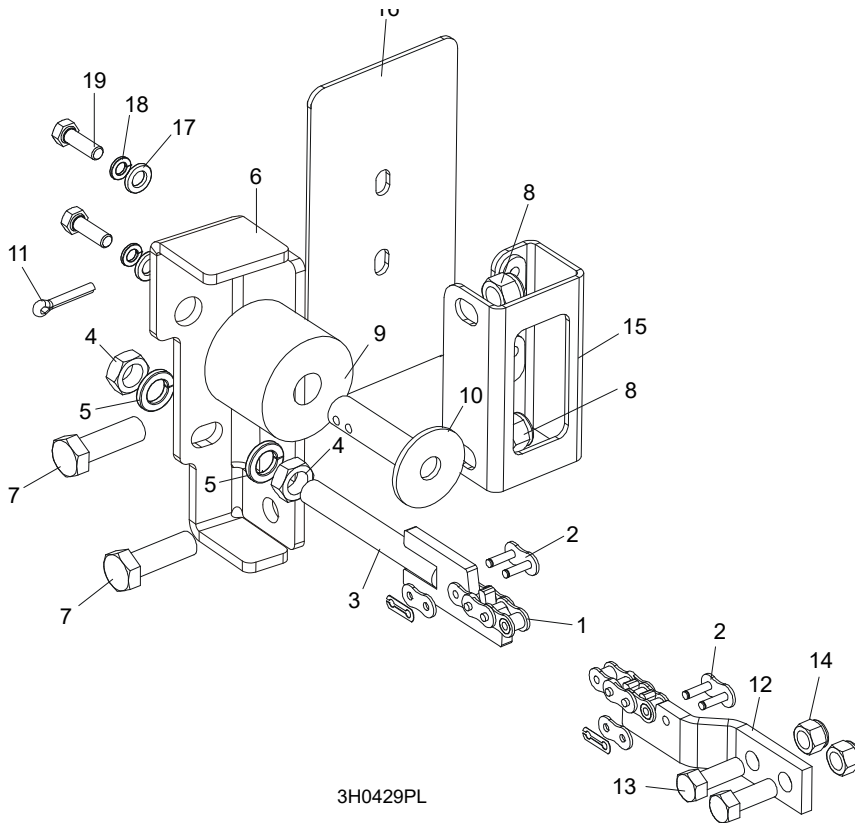
REF	DESCRIPTION (◆ indicates parts available in assemblies only)	PART #	QTY
	MOTOREDUCER, MR-50/7.5/1.1-1380/K3/B8	100936	1
1	MOTOR, 1.1KW AC ELECTRIC	090104	1
2	MOTOREDUCER, MR-50/7.5/DO SILN/K3,N+S,B8	100935	1
3	BOLT, M8X20 8.8 HEX HEAD FULL THREAD ZIN	F81002-4	2
4	BOLT, M8X25-8.8-B HEX HEAD FULL THREAD Z	F81002-5	2
5	WASHER 8,2 SPLIT LOCK ZINC	F81054-4	2
6	SCREW, M8x25 -8.8 HEX SOCKET HEAD CAP	F81002-21	4
7	SPROCKET, 10B Z15 ZINC	088541-1	1
8	SCREW, M8x8-33H HEX SOCKET SET FLAT POINT ZINC	F81014-1	2
9	SPROCKET, KSR 16.L0.10.10.14.08 W/BEARING	088867	2
10	PIN, ZINC SPROCKET MOUNT	088994-1	2
11	WASHER, 17 SPLIT LOCK ZINC	F81058-1	2
12	NUT, M16-8 HEX NYLON ZINC LOCK	F81036-2	2
13	BRACKET, POWER FEED SPROCKET MOUNT	088507-1	1
14	SPACER, POWER FEED SPROCKET	088550-1	1
15	BOLT, M10x75-8.8 HEX HEAD ZINC	F81003-15	2
16	WASHER, 10.5 FLAT ZINC	F81055-1	4

7

Feed System & Track Rollers*Power Feed Assembly*

17	NUT, M10-8-B HEX NYLON ZINC LOCK	F81033-1	2	
	GUARD, LT70AC POWER FEED MOTOR COMPLETE	504651	1	
18	GUARD, LT70AC POWER FEED MOTOR	504652-1	1	
19	BOLT, M10X25 8.8 HEX HEAD FULL THREAD ZI	F81003-11	4	
20	WASHER, 10.5 FLAT ZINC	F81055-1	4	
21	WASHER, Z 10.2 SPLIT LOCK ZINC	F81055-2	4	

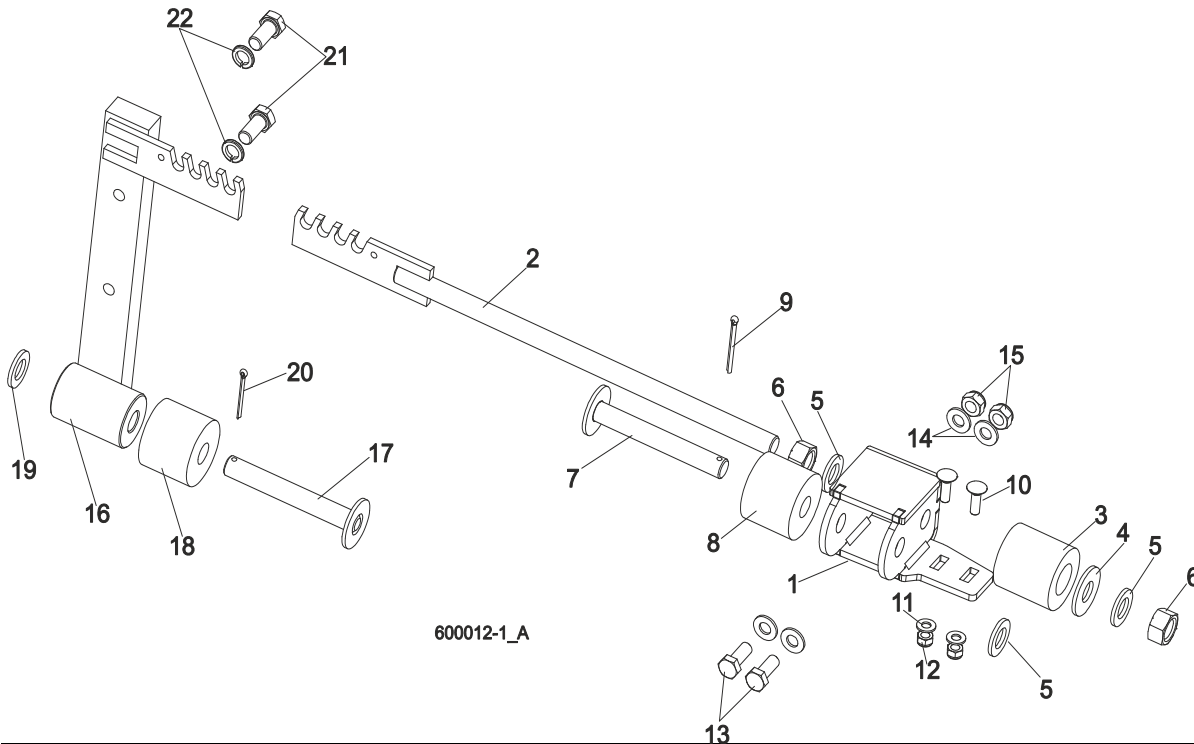
7.3 Feed Chain/Stop, LT70 S/M



3H0429PL

REF	DESCRIPTION (◆ indicates parts available in assemblies only)	PART #	QTY
1	CHAIN, 10B-1-375 (5.95M) LT70S FEED	090427	1
	CHAIN, 10B-1-457 (7.25M) LT70M FEED	090370	1
	CHAIN 10B-1 (0,9M)	506516	1
2	LINK, 10B-1Pz MASTER	088671	2
3	TENSIONER WELDMENT, POWER FEED CHAIN ZINC-PLATED	086818-1	1
4	NUT, M12-5 HEX JAM	F81034-4	2
5	WASHER, Z12.2 SPLIT LOCK ZINC	F81056-2	2
6	BRACKET, FEED CHAIN REAR MOUNT	087628-1	1
7	BOLT, M12X40-8.8 HEX HEAD FULL THREAD ZI	F81004-4	2
8	NUT, M12 8 HEX NYLON ZINC LOCK	F81034-2	2
	STOP KIT, RUBBER CARRIAGE	K09630	2
9	BUSHING, 11/16X2 1/8X1 3/4 RUBBER	P12165	1
10	Pin, Rubber Carriage Stop	086182-1	1
11	Pin, 3/16" X 1" Cotter	F05012-21	1
12	BRACKET, FRONT FEED CHAIN MOUNT	015008	1
13	BOLT, 3/8-16X1 HH	F05007-7	2
14	NUT, 3/8-16 HEX NYLON LOCK	F05010-10	2
15	BRACKET WELDMENT, REAR TUBE COVER	087105-1	1
16	COVER, REAR MAIN TUBE	015023	1
17	WASHER, 8.4 FLAT ZINC	F81054-1	2
18	WASHER 8,2 SPLIT LOCK ZINC	F81054-4	2
19	BOLT, 5/16-18 X 1" HEX HEAD	F05006-1	2

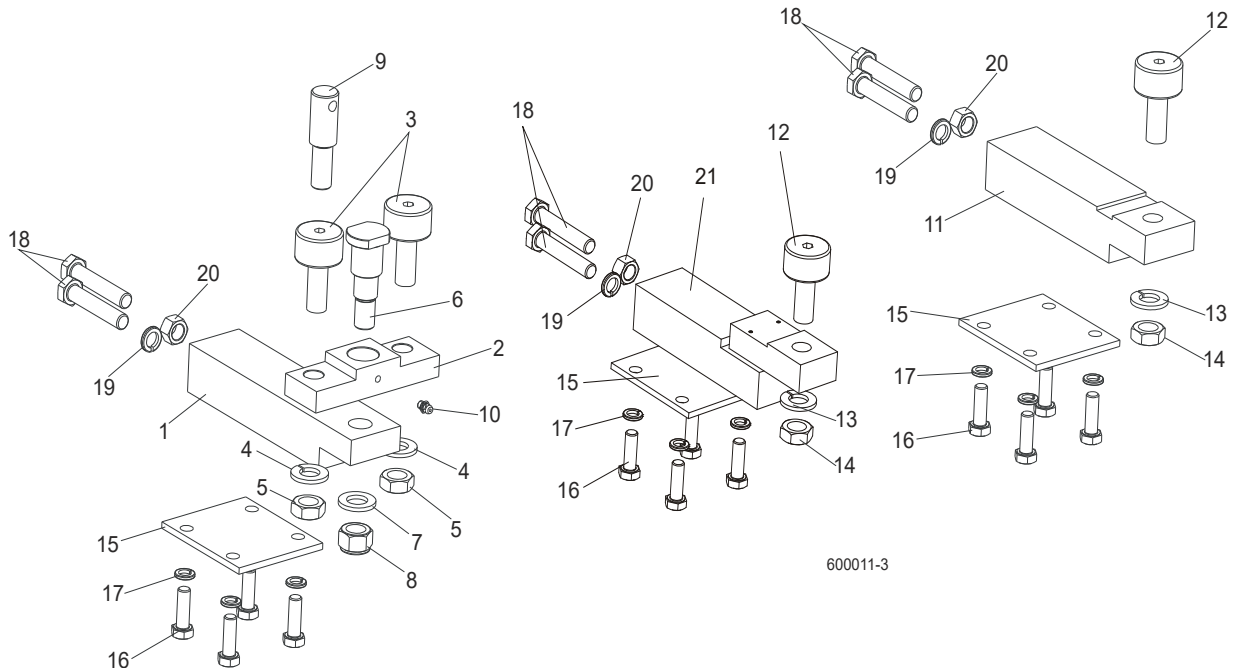
7.4 Feed Chain/Stop



600012-1_A

REF	DESCRIPTION (◆ indicates parts available in assemblies only)	PART #	QTY
1	MOUNT WELDMENT, FRONT CARRIAGE STOP	546123-1	1
2	TENSIONER, POWER FEED CHAIN ZINC-PLATED	089364-1	1
3	SPRING, TENSIONER BLADE LT15	014828	1
4	WASHER, 17/40-3 ZINC-PLATED	089360-1	1
5	WASHER, 17 SPLIT LOCK ZINC	F81058-1	3
6	NUT, M16-5.8 HEX ZINC	F81036-1	2
7	PIN, 16X117 W/PLATE	089361-1	1
8	BUSHING, 11/16X2 1/8X1 3/4 RUBBER	P12165	1
9	PIN, S-Zn 4x25 COTTER	F81043-2	1
10	BOLT, M8X25-8.8 ZINC MUSHROOM HEAD SQUAR	F81002-59	2
11	WASHER, 8.4 FLAT ZINC	F81054-1	2
12	NUT, M8-8-B HEX NYLON ZINC LOCK	F81032-2	2
13	BOLT, M10X25 8.8 HEX HEAD FULL THREAD	F81003-31	2
14	WASHER, 10.5 FLAT ZINC	F81055-1	4
15	NUT, M10-8-B HEX NYLON ZINC LOCK	F81033-1	2
	STOP ASSEMBLY, REAR POWER FEED	089362	1
16	Stop Weldment, Rear Power Feed	088346-1	1
17	PIN, 16X117 W/PLATE	089361-1	1
18	BUSHING, 11/16X2 1/8X1 3/4 RUBBER	P12165	1
19	WASHER, 17 SPLIT LOCK ZINC	F81058-1	1
20	Pin, S-Zn 4x25 Cotter	F81043-2	1
21	BOLT, M12X25-8.8 HEX HEAD FULL THREAD ZINC	F81004-31	2
22	WASHER, 13 FLAT ZINC	F81056-1	2
	CHAIN, 10B-1 POWER FEED	088670	1
	CHAIN 10B-1 (0,9m)	506516	1
	LINK, 10B-1PZ MASTER	088671	2

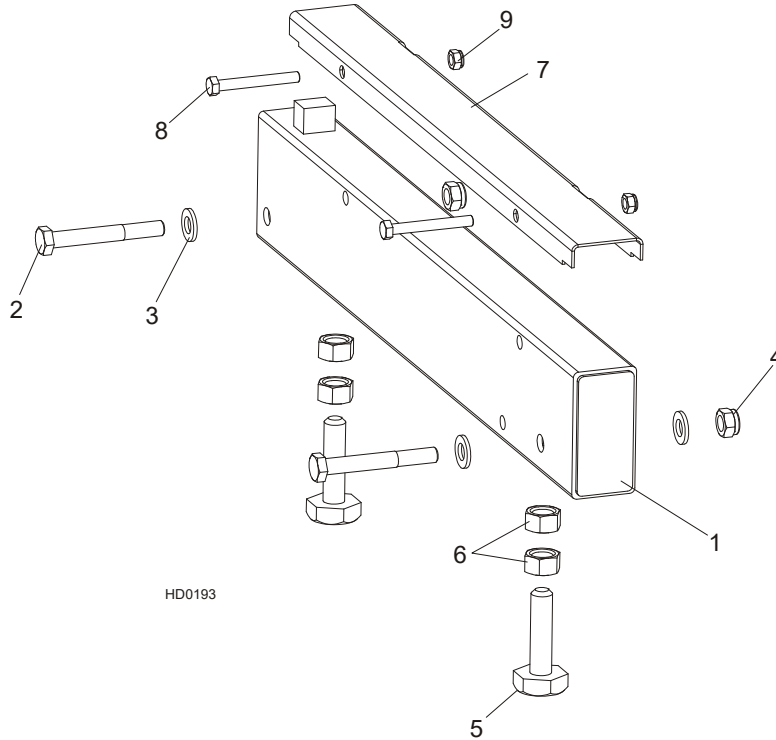
7.5 Lower Track Rollers



REF	DESCRIPTION (◆ indicates parts available in assemblies only)	PART #	QTY
	BLOCK ASSEMBLY, VERTICAL MAST ALIGNMENT DOUBLE	088523	1
1	Block, Vertical Mast Alignment Double	088517	1
2	Block, Cam Follower Mount	088520	1
3	Bearing, Cam Follower (McGill)	012797	2
4	Washer, 16.3 Split Zinc Lock	F81058-2	2
5	Nut, 5/8"-18 Zinc	F05010-11	2
6	Pin, Cam Follower Mount	088521	1
7	WASHER, 17 SPLIT LOCK ZINC	F81058-1	1
8	Nut, M16-8 Hex Nylon Zinc Lock	F81036-2	1
9	Pin, Safety Lock	088519	1
10	FITTING, M6 GREASE	086280	1
	BLOCK ASSEMBLY, VERTICAL MAST ALIGNMENT SINGLE	088524	1
11	Block, Vertical Mast Alignment Single	088518	1
12	Bearing, Cam Follower (McGill)	012797	1
13	Washer, 16.3 Split Zinc Lock	F81058-2	1
14	Nut, 5/8"-18 Zinc	F05010-11	1
15	PLATE, LOWER TRACK ROLLER RETAINER	088516	3
16	BOLT, M10X30-8.8 HEX HEAD FULL THREAD ZI	F81003-2	12
17	WASHER, Z 10.2 SPLIT LOCK ZINC	F81055-2	12
18	BOLT, M12X1.25X65-8.8 HEX HEAD FULL THREAD ZINC	F81004-40	6
19	WASHER, Z12.2 SPLIT LOCK ZINC	F81056-2	3
20	NUT, M12X1.25-8 ZINC HEX	F81034-8	3
21	BLOCK WELDMENT, LOWER TRACK ROLLER MOUNT	091425	1

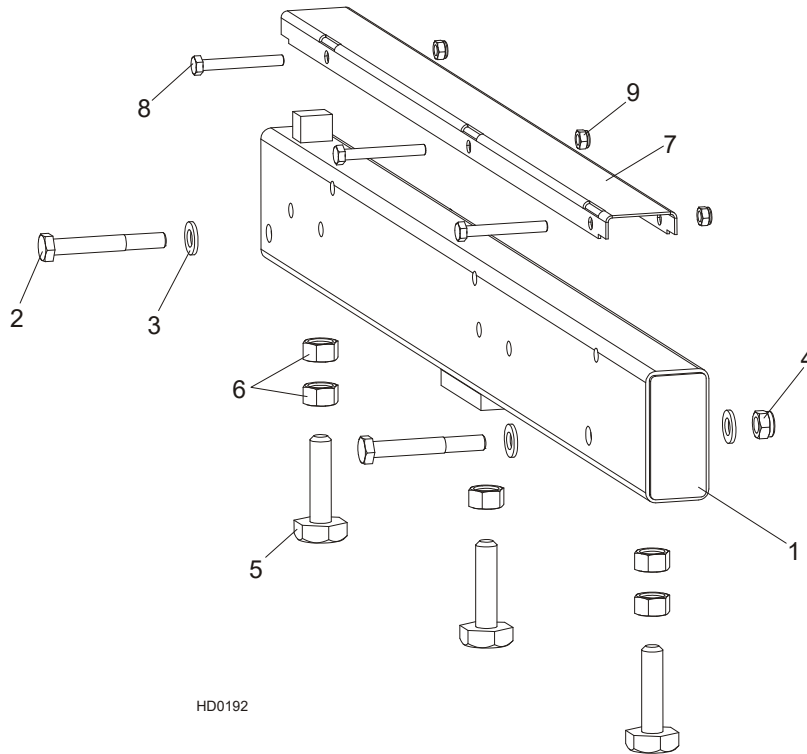
SECTION 8 BED FRAME ASSEMBLY

8.1 Bed Rail Assembly, Front (LT20/40/70M Super)



REF	DESCRIPTION (◆ indicates parts available in assemblies only)	PART #	QTY
1	BED RAIL ASSEMBLY, FRONT - LT70M SUPER	095646	1
2	BOLT, M12X90-8.8 HEX HEAD ZINC	F81004-2	2
3	WASHER, 13 FLAT ZINC	F81056-1	4
4	NUT, M12 8 HEX NYLON ZINC LOCK	F81034-2	2
5	BOLT, BAD RAIL ADJUSTMENT	505006	2
6	Nut, M16-5-B Hex Head Zinc	F81036-5	4
7	COVER, 22.75 SS LT50 PIVOT	S13012	1
8	BOLT, M8X65 5.8 HEX HEAD ZINC	F81002-3	2
9	NUT, M8-8-B HEX NYLON ZINC LOCK	F81032-2	2

8.2 Bed Rail Assembly, Middle (LT20/40/70M Super)



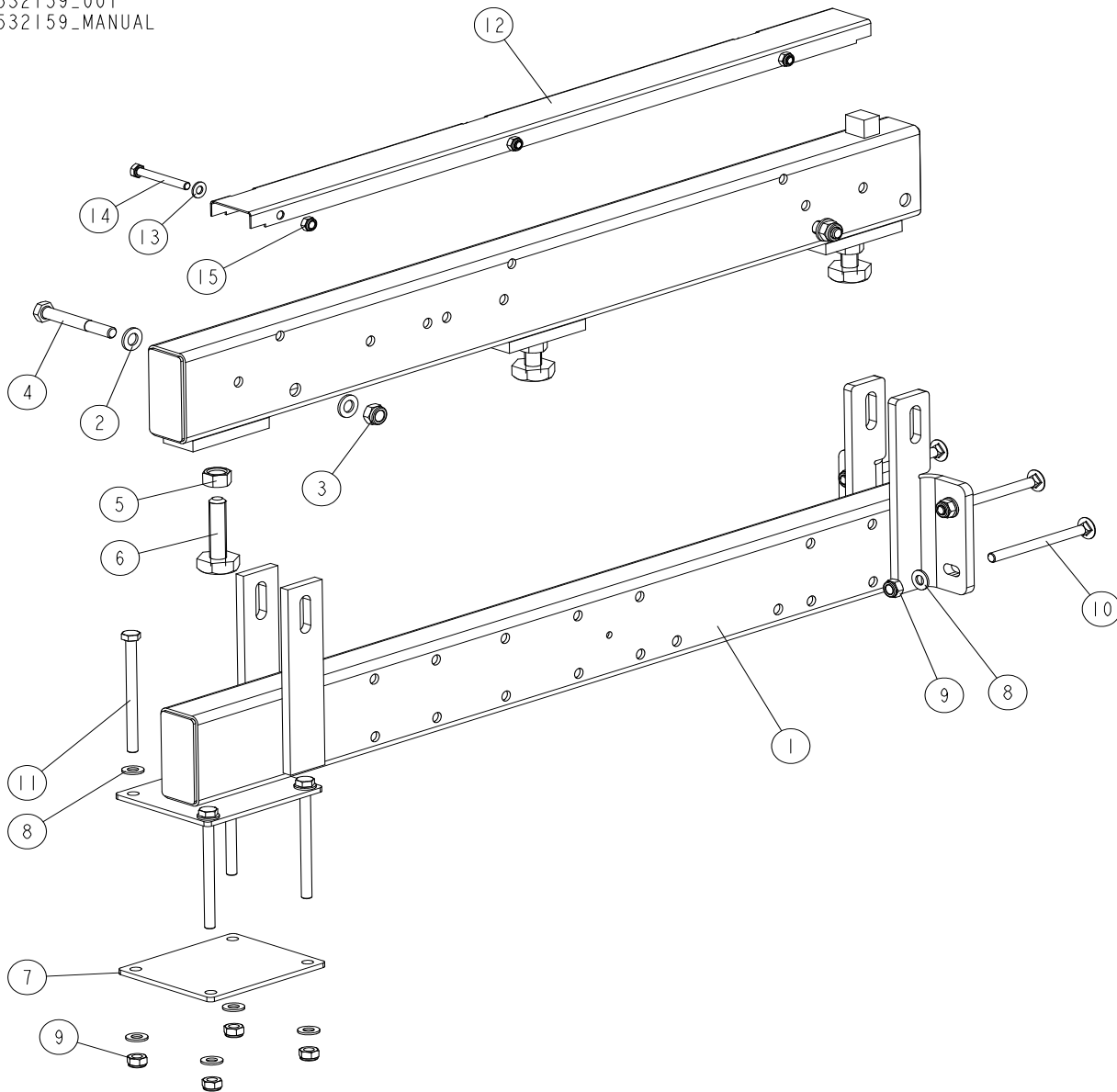
REF	DESCRIPTION (◆ indicates parts available in assemblies only)	PART #	QTY	
1	BED RAIL ASSEMBLY, MIDDLE (POWER ROLLER) - LT70M SUPER	095650	1	
2	BOLT, M12X90-8.8 HEX HEAD ZINC	F81004-2	2	
3	WASHER, 13 FLAT ZINC	F81056-1	4	
4	NUT, M12 8 HEX NYLON ZINC LOCK	F81034-2	2	
5	BOLT, BAD RAIL ADJUSTMENT	505006	3	
6	Nut, M16-5-B Hex Head Zinc	F81036-5	5	
7	COVER, STAINLESS STEEL BED RAIL	S09944	1	
8	BOLT, M8X65 5.8 HEX HEAD ZINC	F81002-3	3	
9	NUT, M8-8-B HEX NYLON ZINC LOCK	F81032-2	3	

8 BED FRAME ASSEMBLY

Flat Bed Rail (LT70S Super)

8.3 Flat Bed Rail (LT70S Super)

532159_001
532159_MANUAL



REF	DESCRIPTION (◆ indicates parts available in assemblies only)	PART #	QTY
-	RAIL, "S" COMPLETE ADDITIONAL FLAT	532159	1
1	TUBE, ADDITIONAL BED RAIL SUPPORT ("S" FRAME)	531249-1	1
-	BED RAIL ASSEMBLY	096993	1
2	WASHER, 13 FLAT ZINC	F81056-1	4
3	NUT, M12 8 HEX NYLON ZINC LOCK	F81034-2	2
4	BOLT, M12X90-8.8 HEX HEAD ZINC	F81004-2	2
-	M16 BOLT W/NUT	516629	3
5	NUT, M16-5-B HEX	F81036-5	1
6	BOLT, BAD RAIL ADJUSTMENT	505006	1
7	PLATE, MOUNT	087055-1	1
8	WASHER, 10.5 FLAT ZINC	F81055-1	12
9	NUT, M10-8-B HEX NYLON ZINC LOCK	F81033-1	8

BED FRAME ASSEMBLY
Flat Bed Rail (LT70S Super)



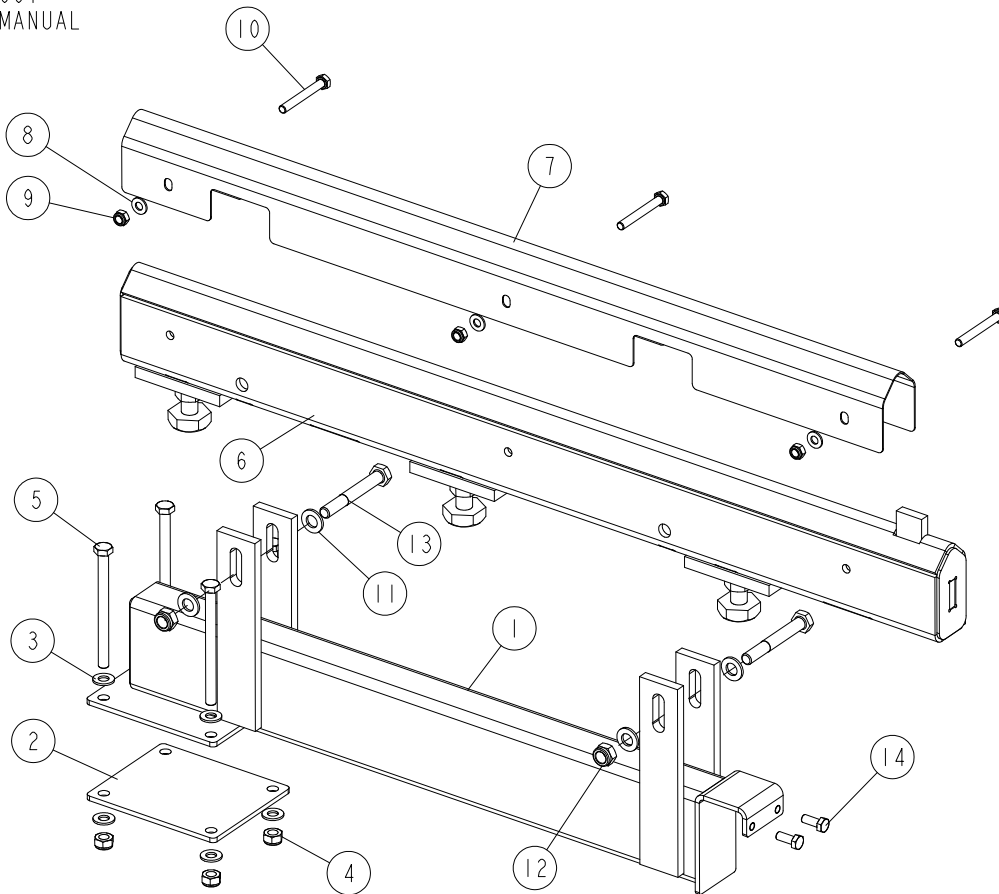
REF	DESCRIPTION (◆ indicates parts available in assemblies only)	PART #	QTY	
10	BOLT, M10X125 8.8 CARRIAGE ZINC	F81003-34	4	
11	BOLT, M10X125 8.8 HEX HEAD ZINC	F81003-18	4	
12	COVER, BED RAIL	099124	1	
13	WASHER, 8.4 FLAT ZINC	F81054-1	3	
14	BOLT, M8 X 65 8.8 FE/ZN5, PN-85/M-82105	F81002-9	3	
15	NUT, M8-8-B HEX NYLON ZINC LOCK	F81032-2	3	

8 BED FRAME ASSEMBLY

Additional Angled Bed Rail (Long) - Complete

8.4 Additional Angled Bed Rail (Long) - Complete

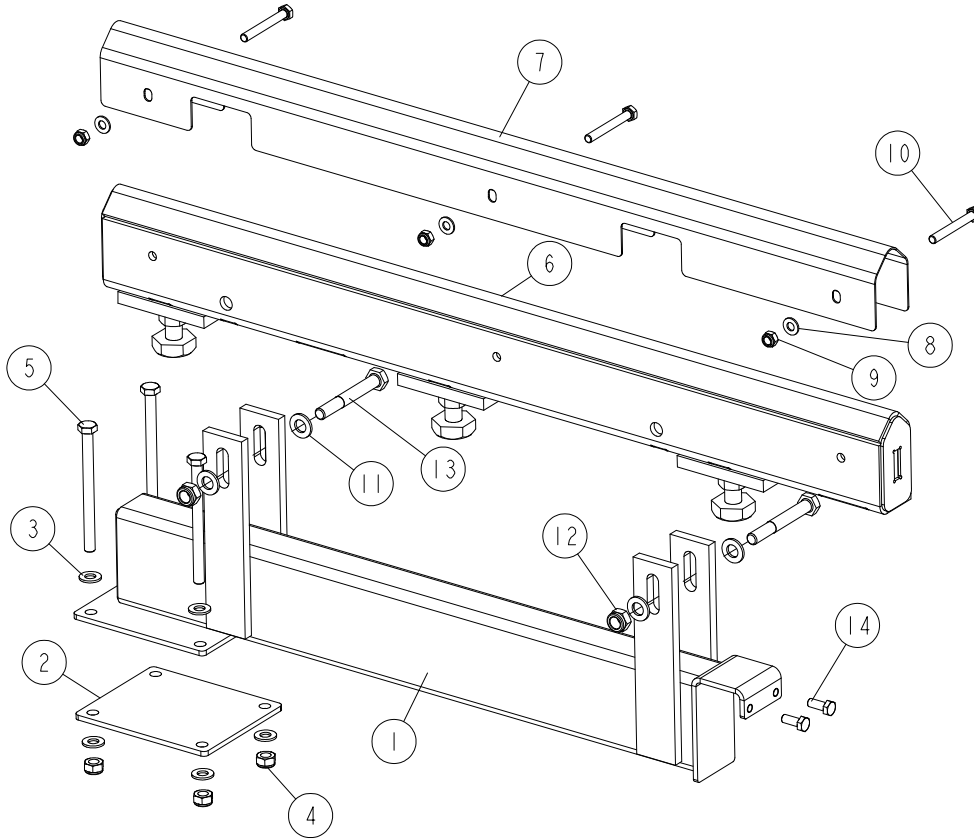
545592_001
545592_MANUAL



REF	DESCRIPTION (◆ indicates parts available in assemblies only)	PART #	QTY
-	ADDITIONAL ANGLED BED RAIL (LONG) - COMPLETE	545592	1
1	SUPPORT, ADDITIONAL BED RAIL	545591-1	1
2	PLATE, MOUNT	087055-1	1
3	WASHER, 10.5 FLAT ZINC	F81055-1	8
4	NUT, M10-8-B HEX NYLON ZINC LOCK	F81033-1	4
5	BOLT, M10X125 8.8 HEX HEAD ZINC	F81003-18	4
6	TUBE, ADDITIONAL BED RAIL	545589-1	1
7	COVER, ADDITIONAL BED RAIL	545594	1
8	WASHER, 8.4 FLAT ZINC F81054-1 16	F81054-1	3
9	NUT, M8-8-B HEX NYLON ZINC LOCK	F81032-2	3
10	BOLT, M8 X 65 8.8 FE/ZN5, PN-85/M-82105	F81002-9	3
11	WASHER, 13 FLAT ZINC	F81056-1	4
12	NUT, M12 8 HEX NYLON ZINC LOCK	F81034-2	2
13	BOLT, M12X90-8.8 HEX HEAD ZINC	F81004-2	2
14	BOLT, M8X20 8.8 HEX HEAD FULL THREAD ZIN	F81002-4	2

8.5 Additional Flat Bed Rail (Long) - Complete

545632_001
545632_MANUAL



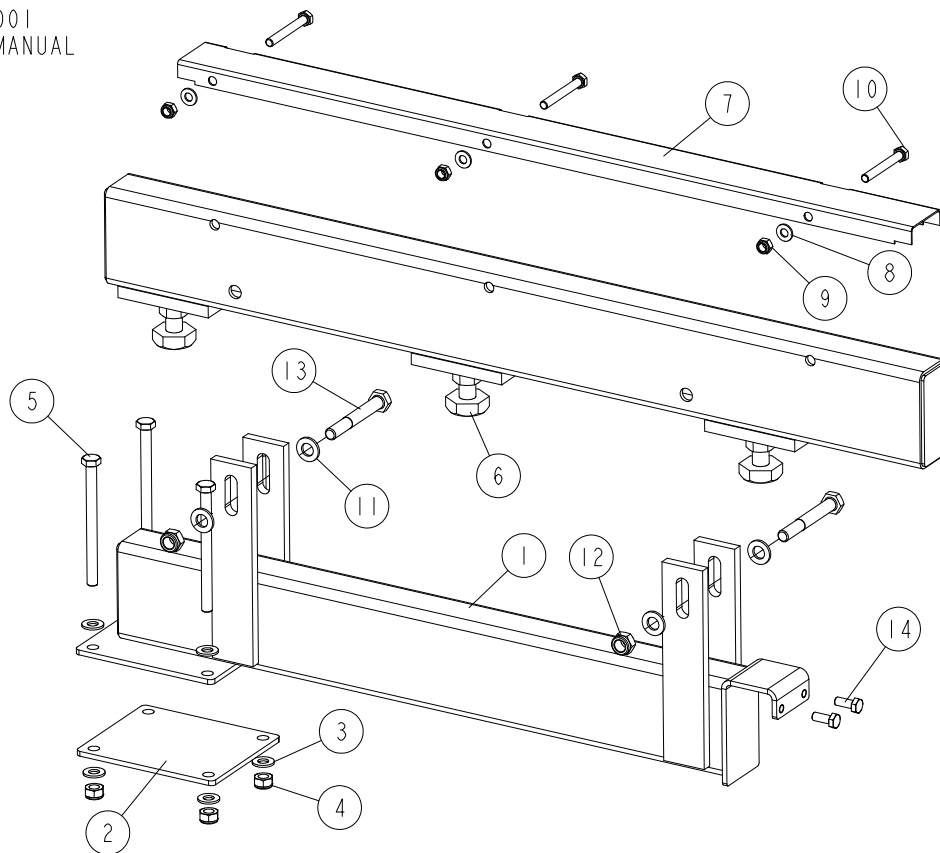
REF	DESCRIPTION (◆ indicates parts available in assemblies only)	PART #	QTY
-	ADDITIONAL FLAT BED RAIL (LONG) - COMPLETE	545597	1
1	SUPPORT, ADDITIONAL BED RAIL	545591-1	1
2	PLATE, MOUNT	087055-1	1
3	WASHER, 10.5 FLAT ZINC	F81055-1	8
4	NUT, M10-8-B HEX NYLON ZINC LOCK	F81033-1	4
5	BOLT, M10X125 8.8 HEX HEAD ZINC	F81003-18	4
6	TUBE, ADDITIONAL BED RAIL	545595-1	1
7	COVER, BED RAIL	099124	1
8	WASHER, 8.4 FLAT ZINC F81054-1 16	F81054-1	3
9	NUT, M8-8-B HEX NYLON ZINC LOCK	F81032-2	3
10	BOLT, M8 X 65 8.8 FE/ZN5, PN-85/M-82105	F81002-9	3
11	WASHER, 13 FLAT ZINC	F81056-1	4
12	NUT, M12 8 HEX NYLON ZINC LOCK	F81034-2	2
13	BOLT, M12X90-8.8 HEX HEAD ZINC	F81004-2	2
14	BOLT, M8X20 8.8 HEX HEAD FULL THREAD ZIN	F81002-4	2

8 BED FRAME ASSEMBLY

Additional Flat Bed Rail (Short) - Complete

8.6 Additional Flat Bed Rail (Short) - Complete

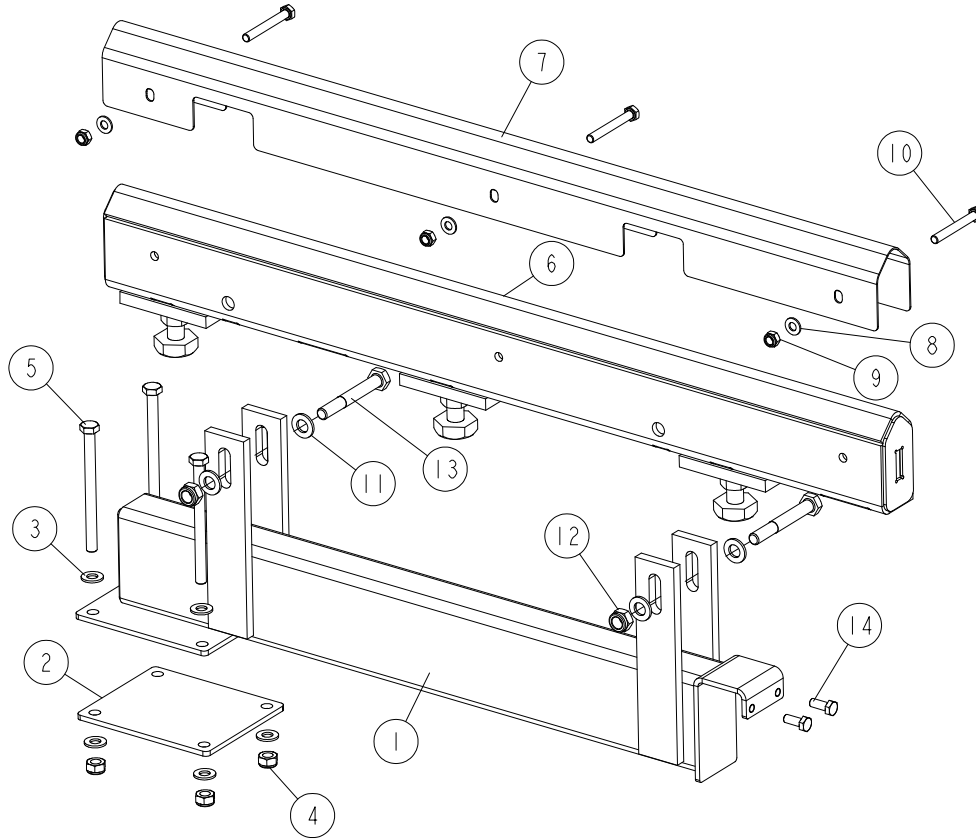
545645_001
545645_MANUAL



REF	DESCRIPTION (◆ indicates parts available in assemblies only)	PART #	QTY
-	ADDITIONAL FLAT BED RAIL (SHORT) - COMPLETE	545645	1
1	SUPPORT, ADDITIONAL BED RAIL	545591-1	1
2	PLATE, MOUNT	087055-1	1
3	WASHER, 10.5 FLAT ZINC	F81055-1	8
4	NUT, M10-8-B HEX NYLON ZINC LOCK	F81033-1	4
5	BOLT, M10X125 8.8 HEX HEAD ZINC	F81003-18	4
6	TUBE, ADDITIONAL BED RAIL	545643-1	1
7	COVER, BED RAIL	099124	1
8	WASHER, 8.4 FLAT ZINC F81054-1 16	F81054-1	3
9	NUT, M8-8-B HEX NYLON ZINC LOCK	F81032-2	3
10	BOLT, M8 X 65 8.8 FE/ZN5, PN-85/M-82105	F81002-9	3
11	WASHER, 13 FLAT ZINC	F81056-1	4
12	NUT, M12 8 HEX NYLON ZINC LOCK	F81034-2	2
13	BOLT, M12X90-8.8 HEX HEAD ZINC	F81004-2	2
14	BOLT, M8X20 8.8 HEX HEAD FULL THREAD ZIN	F81002-4	2

8.7 Additional Angled Bed Rail (Short) - Complete

545632_001
545632_MANUAL



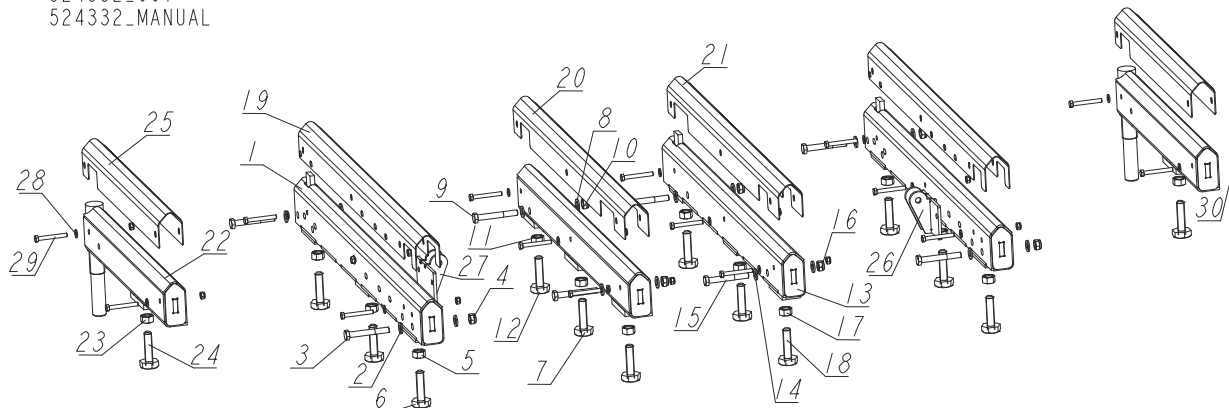
REF	DESCRIPTION (◆ indicates parts available in assemblies only)	PART #	QTY
-	ADDITIONAL ANGLED BED RAIL (SHORT) - COMPLETE	545632	1
1	SUPPORT, ADDITIONAL BED RAIL	545591-1	1
2	PLATE, MOUNT	087055-1	1
3	WASHER, 10.5 FLAT ZINC	F81055-1	8
4	NUT, M10-8-B HEX NYLON ZINC LOCK	F81033-1	4
5	BOLT, M10X125 8.8 HEX HEAD ZINC	F81003-18	4
6	TUBE, ADDITIONAL BED RAIL	545630-1	1
7	COVER, ADDITIONAL BED RAIL	545594	1
8	WASHER, 8.4 FLAT ZINC F81054-1 16	F81054-1	3
9	NUT, M8-8-B HEX NYLON ZINC LOCK	F81032-2	3
10	BOLT, M8 X 65 8.8 FE/ZN5, PN-85/M-82105	F81002-9	3
11	WASHER, 13 FLAT ZINC	F81056-1	4
12	NUT, M12 8 HEX NYLON ZINC LOCK	F81034-2	2
13	BOLT, M12X90-8.8 HEX HEAD ZINC	F81004-2	2
14	BOLT, M8X20 8.8 HEX HEAD FULL THREAD ZIN	F81002-4	2

8 BED FRAME ASSEMBLY

Angled Bed Rails for "M" Frame

8.8 Angled Bed Rails for "M" Frame

524332_001
524332_MANUAL



REF	DESCRIPTION (◆ indicates parts available in assemblies only)	PART #	QTY
-	ANGLED BED RAIL ASSEMBLY, M-FRAME, SERVI	524332	1
1	RAIL, BED ADJUSTABLE (1 & 4)	520978-1	2
2	WASHER, 13 FLAT ZINC	F81056-1	4
3	BOLT, M12X90-8.8 HEX HEAD ZINC	F81004-2	2
4	NUT, M12 8 HEX NYLON ZINC LOCK	F81034-2	2
-	M16 BOLT W/NUT	516629	3
5	NUT, M16-5-B HEX	F81036-5	1
6	BOLT, BAD RAIL ADJUSTMENT	505006	1
7	RAIL, BED ADJUSTABLE L=849	520970-1	1
8	WASHER, 13 FLAT ZINC	F81056-1	4
9	BOLT, M12X90-8.8 HEX HEAD ZINC	F81004-2	2
10	NUT, M12 8 HEX NYLON ZINC LOCK	F81034-2	2
-	M16 BOLT W/NUT	516629	3
11	NUT, M16-5-B HEX	F81036-5	1
12	BOLT, BAD RAIL ADJUSTMENT	505006	1
13	RAIL, BED ADJUSTABLE (3)	520974-1	1
14	WASHER, 13 FLAT ZINC	F81056-1	4
15	BOLT, M12X90-8.8 HEX HEAD ZINC	F81004-2	2
16	NUT, M12 8 HEX NYLON ZINC LOCK	F81034-2	2
-	M16 BOLT W/NUT	516629	3
17	NUT, M16-5-B HEX	F81036-5	1
18	BOLT, BAD RAIL ADJUSTMENT	505006	1
19	COVER, BED RAIL	520903	2
20	COVER, MIDDLE BED RAIL - LEFT	521598	1
21	COVER, MIDDLE BED RAIL - RIGHT	521597	1
22	RAIL, BED PIVOT	521595-1	2
-	M16 BOLT & 2 NUTS	093710	1
23	NUT, M16-5-B HEX	F81036-5	2

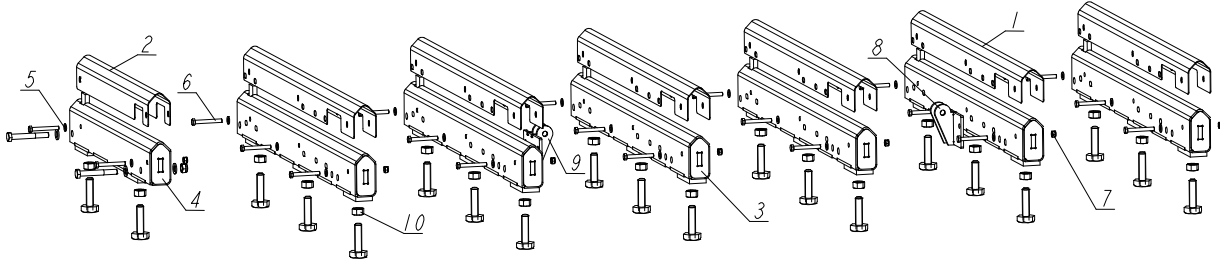
REF	DESCRIPTION (◆ indicates parts available in assemblies only)	PART #	QTY	
24	BOLT, BAD RAIL ADJUSTMENT	505006	1	
25	COVER, M & S FRAME BED RAIL	520355	2	
26	BRACKET, ROLLER MOUNT - LEFT (ANGLED BED RAIL)	524350-1	1	
27	BRACKET, ROLLER MOUNT - RIGHT (ANGLED BED RAIL)	524348-1	1	
28	WASHER, 8.4 FLAT ZINC	F81054-1	16	
29	BOLT, M8X65 5.8 HEX HEAD ZINC	F81002-3	16	
30	NUT, M8-8-B HEX NYLON ZINC LOCK	F81032-2	16	

8 BED FRAME ASSEMBLY

Angled Bed Rails for "M-Super" Frame

8.9 Angled Bed Rails for "M-Super" Frame

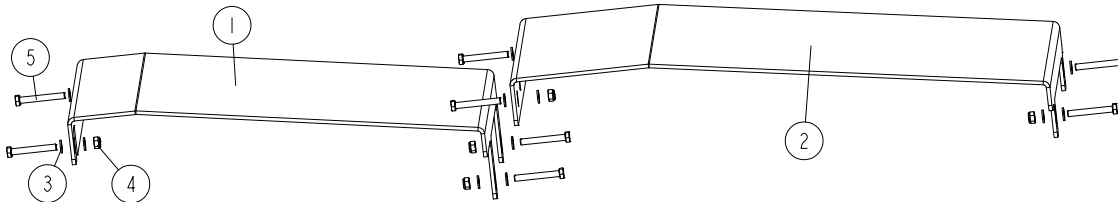
524334_001
524334_MANUAL



REF	DESCRIPTION (◆ indicates parts available in assemblies only)	PART #	QTY
-	RAIL SET, ANGLED (M-SUPER FRAME)	524334	1
1	COVER, FRAME TYPE M-SUPER AND L BED RAIL	522979	6
2	COVER, M & S FRAME BED RAIL	520355	1
3	RAIL, BED - SERVICE	521930-1	6
4	BED RAIL ASSEMBLY, SHORT	520351-1	1
5	WASHER, 8.4 FLAT ZINC	F81054-1	20
6	BOLT, M8X65 5.8 HEX HEAD ZINC	F81002-3	20
7	NUT, M8-8-B HEX NYLON ZINC LOCK	F81032-2	20
8	BRACKET, ROLLER MOUNT - LEFT (ANGLED BED RAIL)	524350-1	1
9	BRACKET, ROLLER MOUNT - RIGHT (ANGLED BED RAIL)	524348-1	1
10	M16 BOLT W/NUT	516629	18
11	NUT, M16-5-B HEX	F81036-5	1

8.10 Plate Set, M Type Frame Bed Rail 1-2 & 2-3 (Option)

525065_001
525065_MANUAL



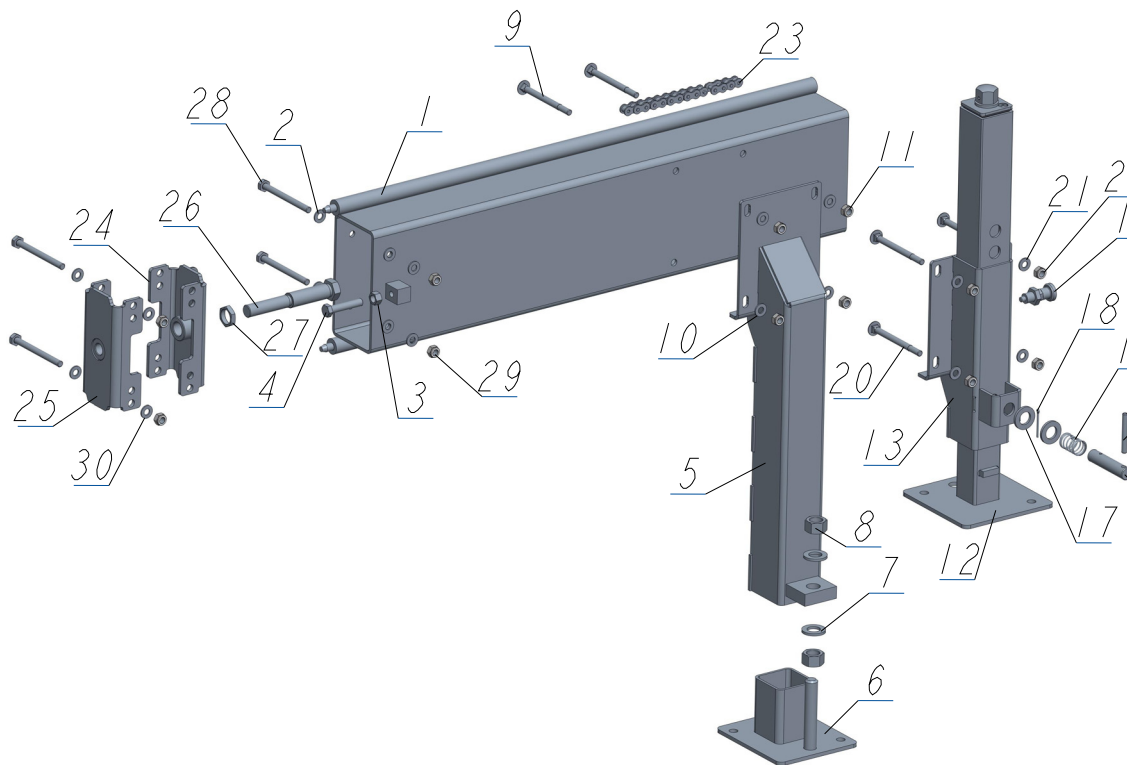
REF	DESCRIPTION (◆ indicates parts available in assemblies only)	PART #	QTY
-	PLATE SET, M TYPE FRAME BED RAIL 1-2 & 2-3	525065	1
1	TABLE PLATE, BED RAIL 1-2	525064-1	1
2	TABLE PLATE, BED RAIL 2-3	523804-1	1
3	WASHER, 10.5 FLAT ZINC	F81055-1	16
4	NUT, M10-8-B HEX NYLON ZINC LOCK	F81033-1	8
5	BOLT, M10X75-8.8 HEX HEAD ZINC	F81003-15	8

8 BED FRAME ASSEMBLY

Bed Extension LT40 (0.9m) - Complete

8.11 Bed Extension LT40 (0.9m) - Complete

540139_70_001_B
540139_70_MANUAL



REF	DESCRIPTION (u indicates parts available in assemblies only)	PART #	QTY
-	EXTENSION, LT70 (0.9M) TRACK RAIL - COMP	540139-70	1
1	TUBE, W/RODS 0.9M- WLDMT/PTD	540138-1	1
2	WASHER, 10.5 ZC DIN 126 ISO 7091	F81055-1	4
3	NUT, M12-8-B HEX ZINC	F81034-1	1
4	BOLT M12X60-8	F81004-51	1
-	LEG, RIGHT ADJUSTABLE STATIONARY	501640	1
5	LEG, MAIN TUBE (HIGH)	507620-1	1
6	FOOT	586948-1	1
7	WASHER, 21 FLAT ZINC	F81059-2	2
8	NUT, M20-8- HEX ZINC	F81037-1	2
9	BOLT, M10X120 8.8 CARRIAGE ZINC	F81003-33	4
10	WASHER, 10.5 ZC DIN 126 ISO 7091	F81055-1	4
11	NUT, M10-8-B HEX NYLON ZINC LOCK	F81033-1	4
-	LEG, MAIN TUBE - COMPLETE	094584	1
12	FINE ADJUST OUTRIGGER LEG	093589	1
13	GUIDE, FINE ADJUST OUTRIGGER LEG	506114-1	1
14	PIN, OUTRIGGER PULL	087012-1	1
15	SPRING, ZINC	087040	1
16	PIN, DETENT	090197	1
17	WASHER, 21 FLAT ZINC	F81059-2	2
18	PIN, S-ZN, 4 X 25 COTTER	F81043-2	1

BED FRAME ASSEMBLY

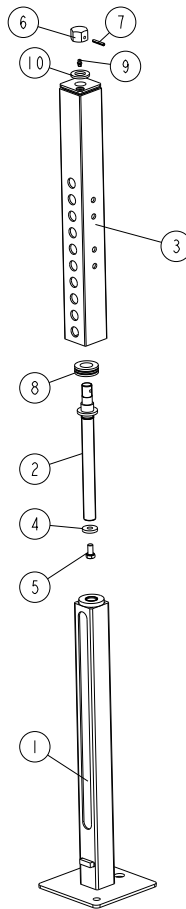
Bed Extension LT40 (0.9m) - Complete



REF	DESCRIPTION (u indicates parts available in assemblies only)	PART #	QTY	
19	PIN 8X65 ROLL	F81046-1	1	
20	BOLT, M10X120 8.8 CARRIAGE ZINC	F81003-33	4	
21	WASHER, 10.5 ZC DIN 126 ISO 7091	F81055-1	4	
22	NUT, M10-8-B HEX NYLON ZINC LOCK	F81033-1	4	
23	CHAIN, 0.9M LT70	540147	1	
-	BRACE KIT BX	501340	1	
24	CONNECTOR, BX (M24)	500989-1	1	
25	CONNECTOR, BX (M20)	501339-1	1	
26	BOLT SPECIAL, ZINC	087188-1	1	
27	NUT SPECIAL M24X2 ZINC	087626-1	1	
28	BOLT, M10 X 115-8.8 FE/ZN5, PN-M/82101	F81003-19	4	
29	NUT, M10-8-B HEX NYLON ZINC LOCK	F81033-1	4	
30	WASHER, 10.5 ZC DIN 126 ISO 7091	F81055-1	8	

8.12 Fine Adjust Outrigger Leg

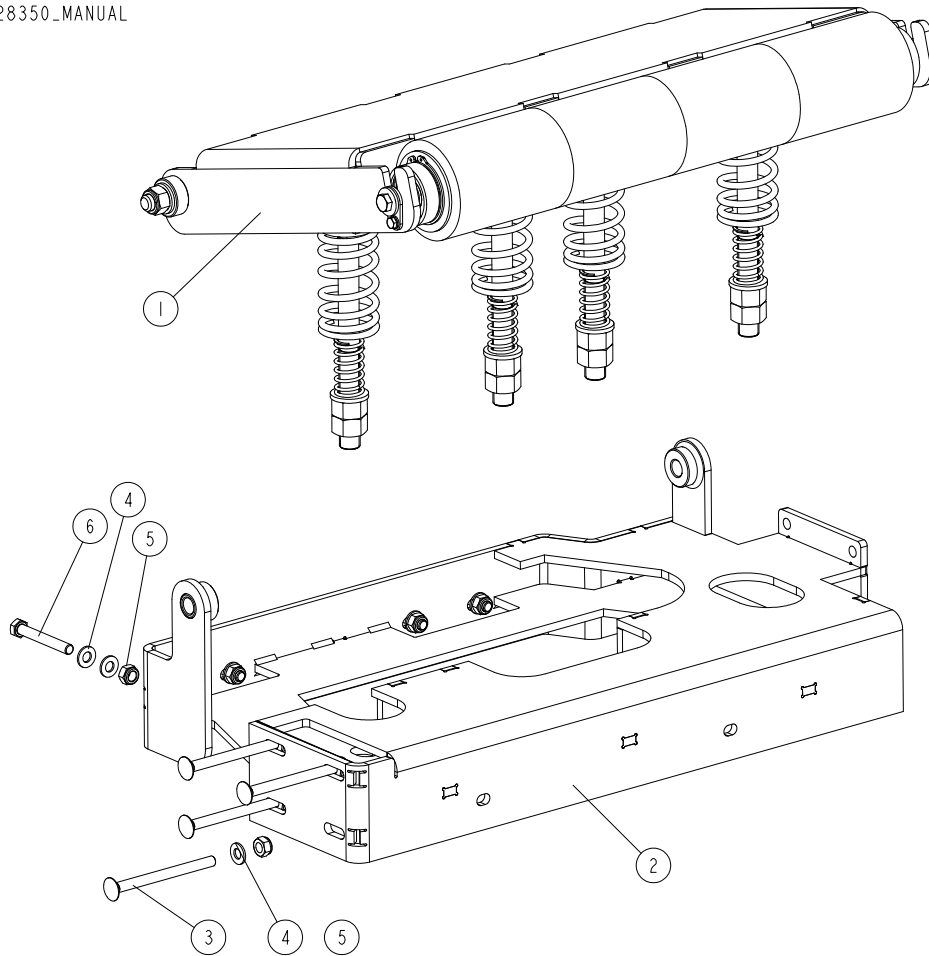
093589_001_A
 093589_MANUAL



REF	DESCRIPTION (◆ indicates parts available in assemblies only)	PART #	QTY
-	FINE ADJUST OUTRIGGER LEG	093589	1
1	MIDDLE PART, FINE ADJUST OUTRIGGER LEG	093596-1	1
2	BOLT, OUTRIGGER LEG	093590-1	1
3	UPPER PART, FINE ADJUST OUTRIGGER LEG	093593-1	1
4	WASHER 10.5/30-5	505156-1	1
5	BOLT, M10X20-5.8 HEX HEAD FULL THREAD ZI	F81003-1	1
6	FITTING, M20 X 2,5	094408	1
7	PIN 5X30 ROLL	F81044-21	1
8	BEARING, 51205 THRUST	516599	1
9	FITTING, M6 GREASE	086280	1
10	WASHER, 21 FLAT ZINC	F81059-2	1

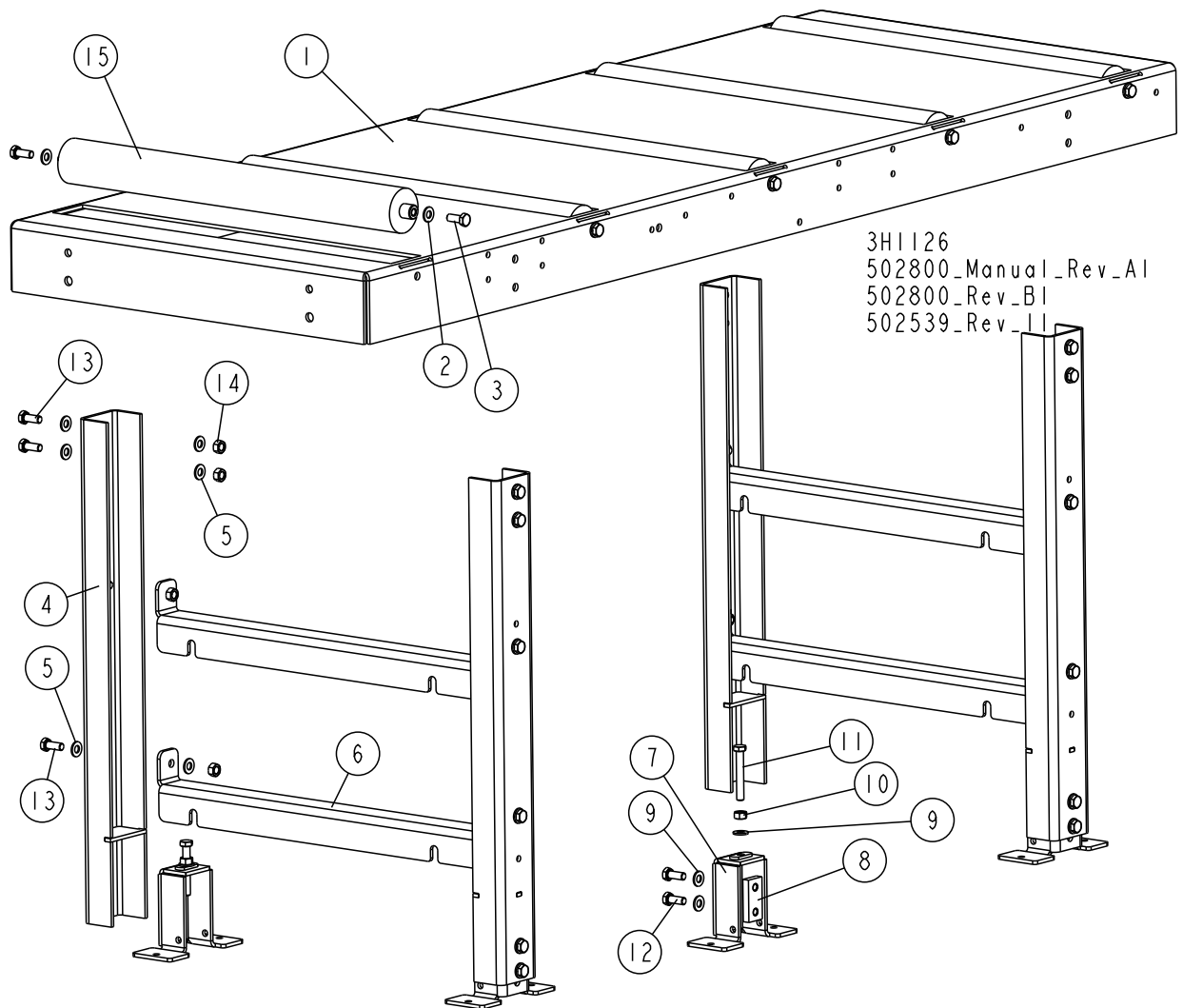
8.13 Board Removal Bumper for "M" Frame

528350_001
528350_MANUAL



REF	DESCRIPTION (◆ indicates parts available in assemblies only)	PART #	QTY
	BOARD REMOVAL BUMPER ASSEMBLY, FRAME M	528350	1
1	ROLLER, BOARD REMOVAL BUMPER (M/S FRAMES)	527049	1
2	FRAME, BOARD REMOVAL BUMPER ASSEMBLY	529773-1	1
3	BOLT, M10X125 8.8 CARRIAGE ZINC	F81003-34	4
4	WASHER, 10.5 FLAT ZINC	F81055-1	12
5	NUT, M10-8-B HEX NYLON ZINC LOCK	F81033-1	8
6	BOLT, M10X75-8.8 HEX HEAD ZINC	F81003-15	4

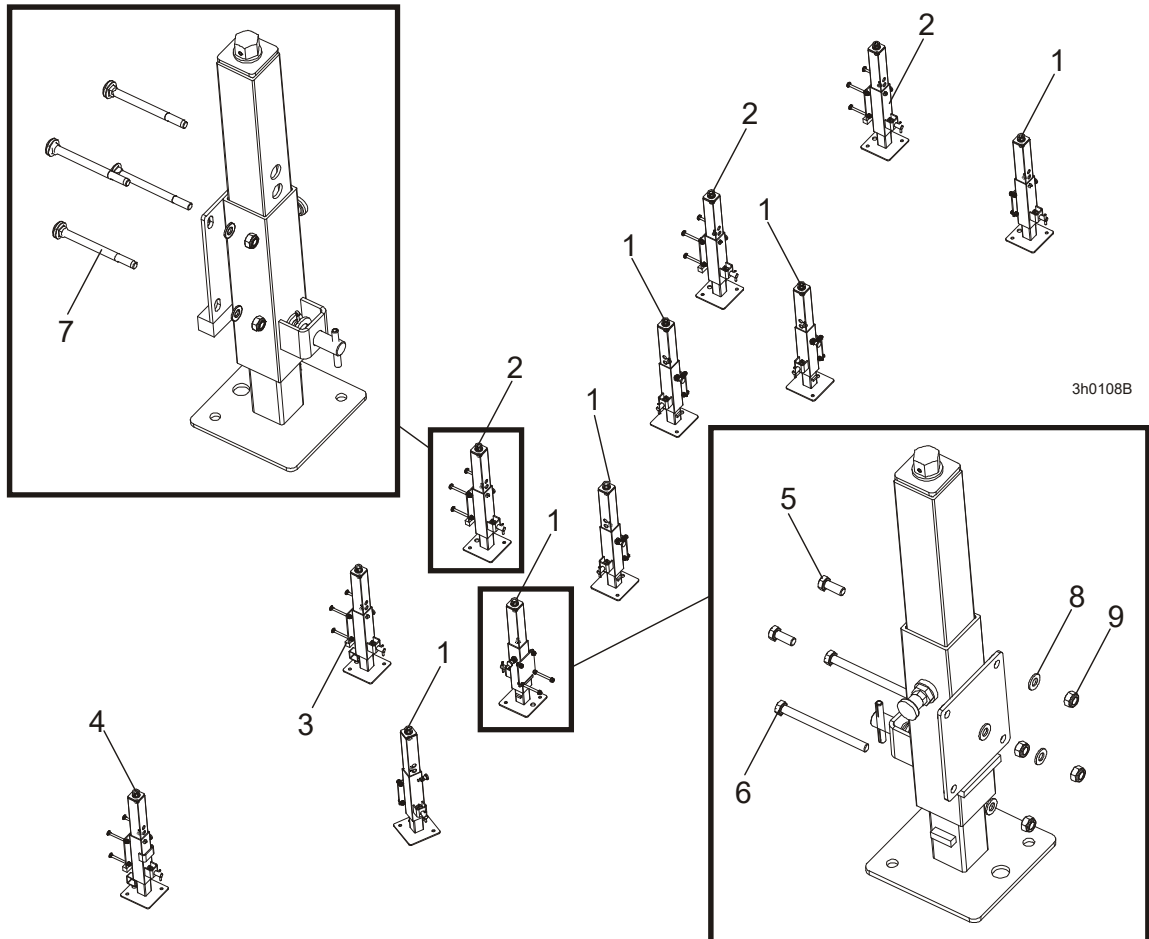
8.14 Long Table



REF	DESCRIPTION (◆ indicates parts available in assemblies only)	PART #	QTY
	M FRAME TABLE	502539	1
1	TABLE WLDMT, BOARD RETURN	512488-1	1
2	WASHER, 10.5 FLAT ZINC	F81055-1	10
3	BOLT, M10X25 8.8 HEX HEAD FULL THREAD ZI	F81003-11	10
	LEG, TABLE COMPLETE	501974	2
4	LEG, TABLE	501976	2
5	WASHER, 10.5 FLAT ZINC	F81055-1	15
6	CROSS-BAR, TABLE	500074-1	2
	COMPLETE, ADJUSTABLE LEG FOOT	101014	2
7	FOOT, LEG ADJUSTABLE	101022-1	1
8	PLATE, M10 CLAMPING ZINC-PLATED	101242-1	1
9	WASHER, 10.5 FLAT ZINC	F81055-1	3
10	NUT, M10-8-B-HEX ZINC	F81033-3	1
11	BOLT, M10 X 70-8.8 HEX HEAD FULL THREAD	F81003-20	1
12	BOLT, M10X25 8.8 HEX HEAD FULL THREAD ZI	F81003-11	2

REF	DESCRIPTION (◆ indicates parts available in assemblies only)	PART #	QTY
13	BOLT, M10X25 8.8 HEX HEAD FULL THREAD ZI	F81003-11	8
14	NUT, M10-8-B-HEX ZINC	F81033-3	8
15	ROLLER 63.5/20X590	501090-1	5

8.15 Outrigger Leg Kit, M Super Frame



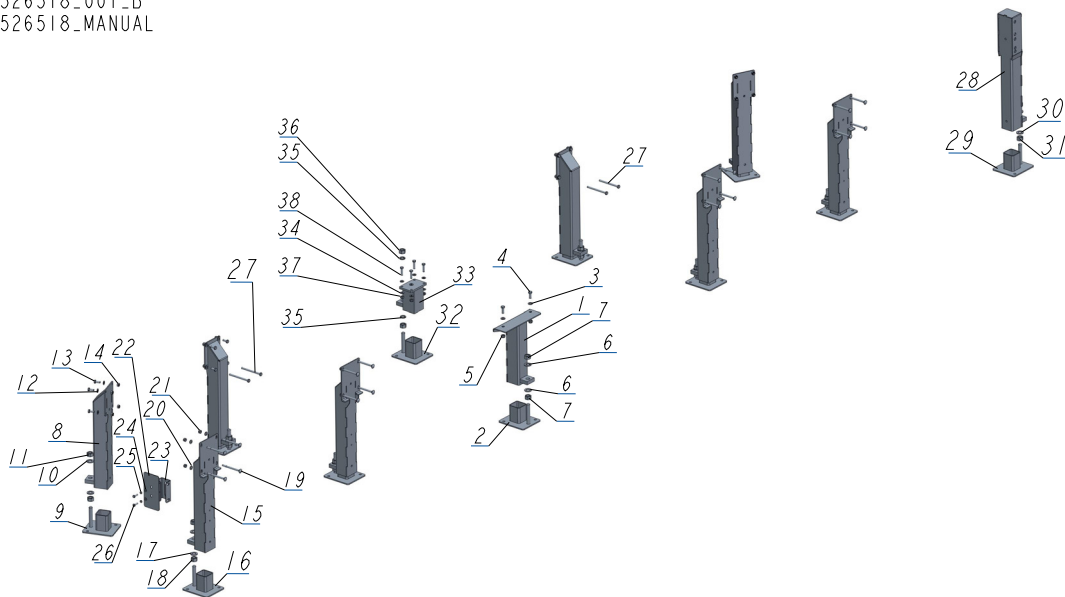
REF	DESCRIPTION (◆ indicates parts available in assemblies only)	PART #	QTY
	OUTRIGGER LEG KIT, M SUPER FRAME	095707	1
1	LEG, COMPLETE SIDE FAO	094583	6
2	LEG, COMPLETE FINE ADJUST OUTRIGGER	094584	3
3	FINE ADJUST OUTRIGGER ASSEMBLY, S & M FRAME	094586	1
4	FINE ADJUST OUTRIGGER ASSEMBLY, FRONT	094587	1
5	BOLT, M10X25 8.8 HEX HEAD FULL THREAD ZI	F81003-11	18
6	BOLT, M10X125 8.8 HEX HEAD ZINC	F81003-18	2
7	BOLT, M10X120 8.8 CARRIAGE ZINC	F81003-33	16
8	WASHER, 10.5 FLAT ZINC	F81055-1	36
9	NUT, M10-8-B HEX NYLON ZINC LOCK	F81033-1	36

8 BED FRAME ASSEMBLY

Stationary Legs for "M" Super Frame

8.16 Stationary Legs for "M" Super Frame

526518_001_B
526518_MANUAL



REF	DESCRIPTION (u indicates parts available in assemblies only)	PART #	QTY
-	STATIONARY LEGS, M HYDRAULIC SUPER FRAME	526518	1
-	LEG, MIDDLE ADJUSTABLE STATIONARY	501637	1
1	LEG, MIDDLE	507720-1	1
2	FOOT	586948-1	1
3	WASHER, 13 FLAT ZINC	F81056-1	2
4	BOLT, M12X30 8.8 HEX HEAD FULL THREAD ZI	F81004-22	2
5	NUT, M12 8 HEX NYLON ZINC LOCK	F81034-2	2
6	WASHER, 21 FLAT ZINC	F81059-2	2
7	NUT, M20-8- HEX ZINC	F81037-1	2
-	LEG, LEFT ADJUSTABLE STATIONARY	501639	4
8	LEG, ADJUSTABLE	507715-1	1
9	FOOT	586948-1	1
10	WASHER, 21 FLAT ZINC	F81059-2	2
11	NUT, M20-8- HEX ZINC	F81037-1	2
12	WASHER, 10.5 ZC DIN 126 ISO 7091	F81055-1	4
13	BOLT, M10X25-8.8-FE/ZN5	F81003-11	4
14	NUT, M10-8-B HEX NYLON ZINC LOCK	F81033-1	4
-	LEG, RIGHT ADJUSTABLE STATIONARY	501640	4
15	LEG, MAIN TUBE (HIGH)	507620-1	1
16	FOOT	586948-1	1
17	WASHER, 21 FLAT ZINC	F81059-2	2
18	NUT, M20-8- HEX ZINC	F81037-1	2
19	BOLT, M10X120 8.8 CARRIAGE ZINC	F81003-33	4
20	WASHER, 10.5 ZC DIN 126 ISO 7091	F81055-1	4
21	NUT, M10-8-B HEX NYLON ZINC LOCK	F81033-1	4
-	COVER ASSEMBLY, MAIN TUBE	093052	1

BED FRAME ASSEMBLY

Stationary Legs for "M" Super Frame



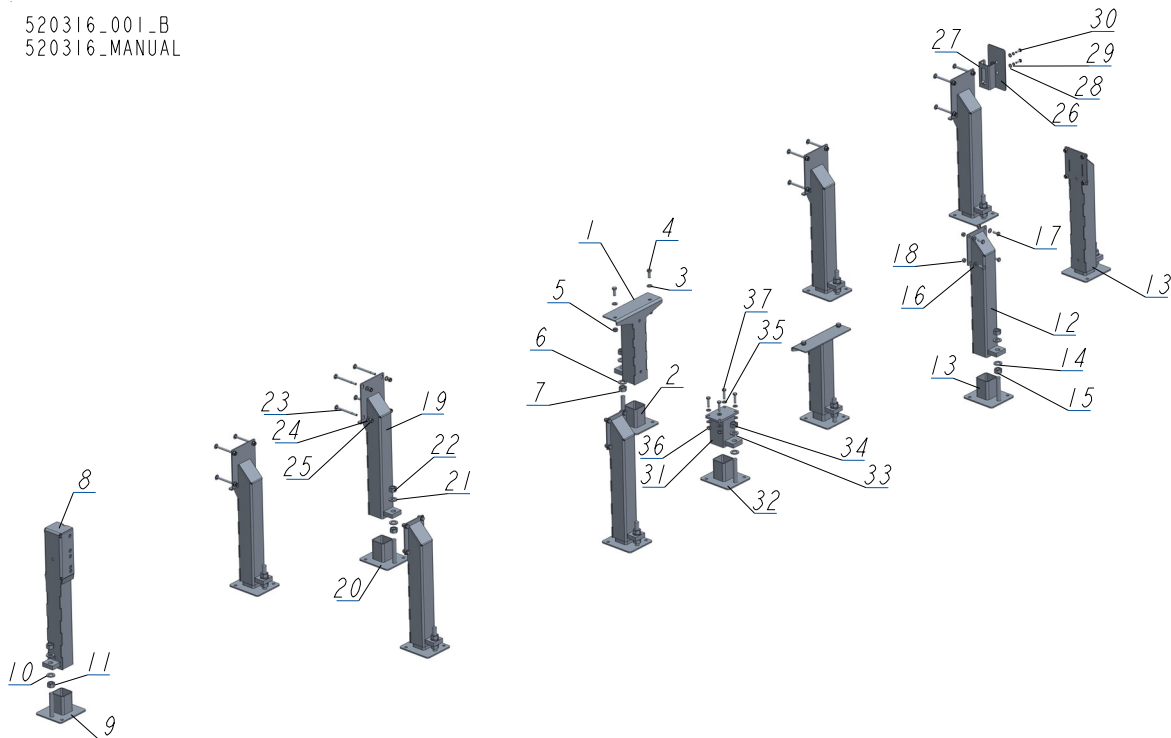
REF	DESCRIPTION (u indicates parts available in assemblies only)	PART #	QTY	
22	COVER, 201X101.6X3 TUBE	015023-1	1	
23	BRACKET WELDMENT, REAR MAIN TUBE COVER	087105-1	1	
24	WASHER, 8.4 FLAT ZINC	F81054-1	2	
25	WASHER, 8.2 SPLIT LOCK ZINC	F81054-4	2	
26	BOLT, M8X25-8.8-B HEX HEAD FULL THREAD Z	F81002-5	2	
27	BOLT, M10 X 125-8.8 HEX HEAD ZINC	F81003-18	4	
-	LEG, FRONT ADJUSTABLE STATIONARY	589525	1	
28	LEG WELDMENT, FRONT ADJUSTABLE	589518-1	1	
29	FOOT	586948-1	1	
30	WASHER, 21 FLAT ZINC	F81059-2	2	
31	NUT, M20-8- HEX ZINC	F81037-1	2	
32	FOOT	586948-1	1	
33	SUPPORT, LOG TURNER	523003-1	1	
34	WASHER, 10.5 ZC DIN 126 ISO 7091	F81055-1	8	
35	WASHER, 20.5 SPLIT LOCK ZINC	F81059-1	2	
36	NUT, M20-8- HEX ZINC	F81037-1	2	
37	NUT, M10-8-B HEX NYLON ZINC LOCK	F81033-1	4	
38	BOLT, M10X40-8.8 HEX HEAD FULL THREAD ZI	F81003-16	4	

8 BED FRAME ASSEMBLY

Stationary Legs, "S" Super Frame

8.17 Stationary Legs, "S" Super Frame

520316_001_B
520316_MANUAL



REF	DESCRIPTION (u indicates parts available in assemblies only)	PART #	QTY
-	STATIONARY LEGS, "S" SUPER FRAME	520316	1
-	LEG, MIDDLE ADJUSTABLE STATIONARY	501637	2
1	LEG, MIDDLE	507720-1	1
2	FOOT	586948-1	1
3	WASHER, 13 FLAT ZINC	F81056-1	2
4	BOLT, M12X30 8.8 HEX HEAD FULL THREAD ZI	F81004-22	2
5	NUT, M12 8 HEX NYLON ZINC LOCK	F81034-2	2
6	WASHER, 21 FLAT ZINC	F81059-2	2
7	NUT, M20-8- HEX ZINC	F81037-1	2
-	LEG, FRONT ADJUSTABLE STATIONARY	589525	1
8	LEG WELDMENT, FRONT ADJUSTABLE	589518-1	1
9	FOOT	586948-1	1
10	WASHER, 21 FLAT ZINC	F81059-2	2
11	NUT, M20-8- HEX ZINC	F81037-1	2
-	LEG, LEFT ADJUSTABLE STATIONARY	501639	4
12	LEG, ADJUSTABLE	507715-1	1
13	FOOT	586948-1	1
14	WASHER, 21 FLAT ZINC	F81059-2	2
15	NUT, M20-8- HEX ZINC	F81037-1	2
16	WASHER, 10.5 ZC DIN 126 ISO 7091	F81055-1	4
17	BOLT, M10X25-8.8-FE/ZN5	F81003-11	4
18	NUT, M10-8-B HEX NYLON ZINC LOCK	F81033-1	4
-	LEG, RIGHT ADJUSTABLE STATIONARY	501640	4

BED FRAME ASSEMBLY

Stationary Legs, "S" Super Frame

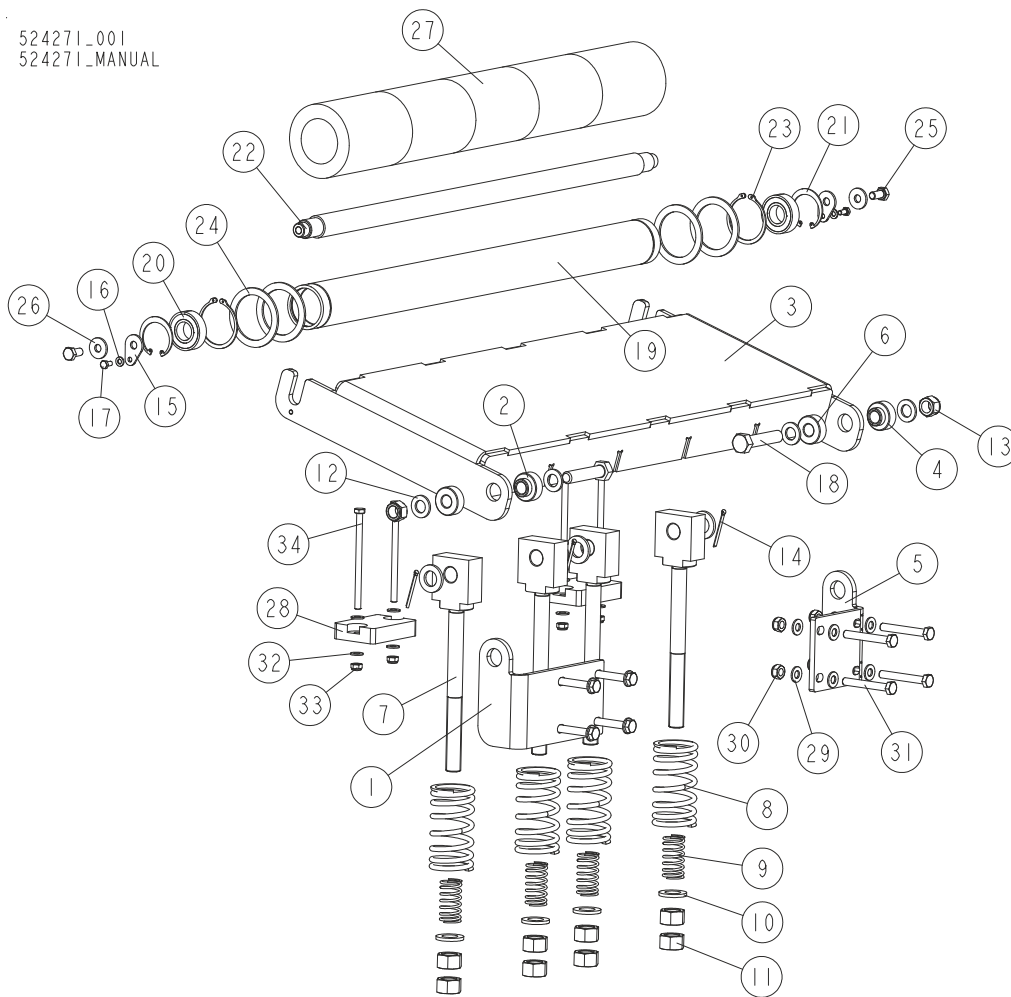


REF	DESCRIPTION (u indicates parts available in assemblies only)	PART #	QTY	
19	LEG, MAIN TUBE (HIGH)	507620-1	1	
20	FOOT	586948-1	1	
21	WASHER, 21 FLAT ZINC	F81059-2	2	
22	NUT, M20-8- HEX ZINC	F81037-1	2	
23	BOLT, M10X120 8.8 CARRIAGE ZINC	F81003-33	4	
24	WASHER, 10.5 ZC DIN 126 ISO 7091	F81055-1	4	
25	NUT, M10-8-B HEX NYLON ZINC LOCK	F81033-1	4	
-	COVER ASSEMBLY, MAIN TUBE	093052	1	
26	COVER, 201X101.6X3 TUBE	015023-1	1	
27	BRACKET WELDMENT, REAR MAIN TUBE COVER	087105-1	1	
28	WASHER, 8.4 FLAT ZINC	F81054-1	2	
29	WASHER, 8.2 SPLIT LOCK ZINC	F81054-4	2	
30	BOLT, M8X25-8.8-B HEX HEAD FULL THREAD Z	F81002-5	2	
31	SUPPORT, LOG TURNER	523003-1	1	
32	FOOT	586948-1	1	
33	WASHER, 21 FLAT ZINC	F81059-2	2	
34	NUT, M20-8- HEX ZINC	F81037-1	1	
35	WASHER, 10.5 ZC DIN 126 ISO 7091	F81055-1	8	
36	NUT, M10-8-B HEX NYLON ZINC LOCK	F81033-1	4	
37	BOLT, M10X40-8.8 HEX HEAD FULL THREAD ZI	F81003-16	4	

8 BED FRAME ASSEMBLY

Board Removal Bumper Assembly ("Super" Frame)

8.18 Board Removal Bumper Assembly ("Super" Frame)

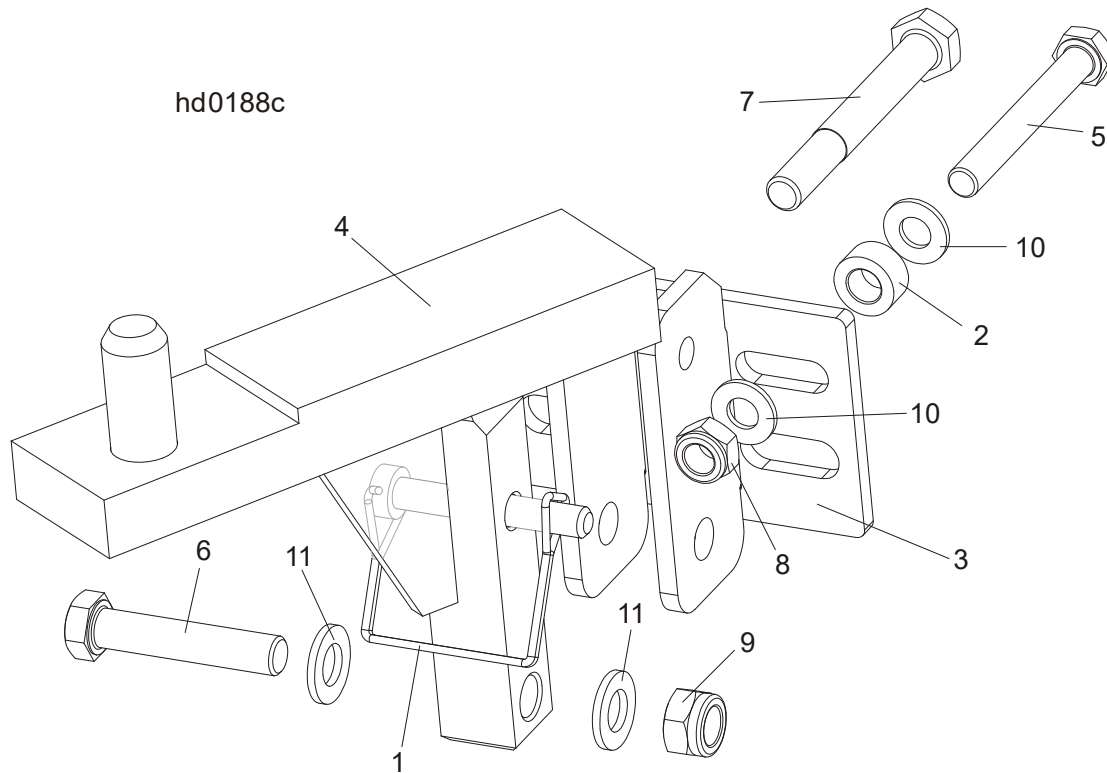


REF	DESCRIPTION (◆ indicates parts available in assemblies only)	PART #	QTY
	BUMPER ASSEMBLY, BOARD REMOVAL	524271	1
1	BRACKET, LEFT MOUNT	521216-1	1
2	BUSHING, 6.2138-23.5 24-8.5	510875	1
3	PLATE WELDMENT, BOARD REMOVAL BUMPER	509547-1	1
4	BUSHING, 6.2138-23.5 24-8.5	510875	2
5	BRACKET, RIGHT MOUNT	521214-1	1
6	BUSHING, 6.2138-23.5 24-8.5	510875	1
7	ROD WELDMENT, BUMPER SPRING	510818-1	4
8	SPRING, 110x46x6.5 CUSHION	510815	4
9	SPRING, 60X23X3	088992	4
10	WASHER, 21 FLAT ZINC	F81059-2	8
11	NUT, M20-8 HEX ZINC	F81037-1	8
12	WASHER, 17 SPLIT LOCK ZINC	F81058-1	4
13	NUT, M16-8 HEX NYLON ZINC LOCK	F81036-2	2
14	PIN, S-Zn-4x45 COTTER	F81043-22	4
15	WASHER, WM4000 ROLLER MOUNTING	510874-1	2
16	WASHER, 6.4 FLAT ZINC	F81053-1	2
17	BOLT, M6X12-8.8 HEX HEAD FULL THREAD ZIN	F81001-7	2

BED FRAME ASSEMBLY*Board Removal Bumper Assembly ("Super" Frame)***8**

18	BOLT, M16x75-8.B-B HEX HEAD FULL THREAD ZINC	F81006-10	2	
	ROLLER W/RUBBER BUSHING	514758	1	
19	TUBE, WM3000 ROLLER	091782-1	1	
20	BEARING, 6205 2RS BALL	091804	2	
21	RING, W52 INSIDE RETAINING	091805	2	
22	SHAFT, WM3000 ROLLER	091793	1	
23	RING, Z60 OUTSIDE RETAINING	F81090-62	2	
24	RING, 61/80x3 SPACER	515895	4	
25	BOLT, M10X20-5.8 HEX HEAD FULL THREAD ZINC	F81003-1	2	
26	WASHER, 10.5 SPECIAL FLAT ZINC	F81055-6	2	
27	ROLLER, RUBBER	517493	5	
28	BUMPER, GRENE 70 3201 0010 RUBBER	094969	2	
29	WASHER, 10.5 FLAT ZINC	F81055-1	16	
30	NUT, M10-8-B HEX NYLON ZINC LOCK	F81033-1	8	
31	BOLT, M10X75-8.8 HEX HEAD ZINC	F81003-15	8	
32	WASHER, 8.4 FLAT ZINC	F81054-1	8	
33	NUT, M8-8-B HEX NYLON ZINC LOCK	F81032-2	4	
34	BOLT, M8X130-8.8 HEX HEAD ZINC	F81002-50	4	


8.19 LT20/40/70M Saw Head Rest Pin Assembly



REF	DESCRIPTION (◆ indicates parts available in assemblies only)	PART #	QTY
	SAW HEAD REST PIN W/LATCH CLAMP, LT70S/M	094660	1
1	PIN, 3/8X2 1/4 SNAP	014151	1
2	BUSHING, 11/20-10 ZINC	090936-1	1
3	BRACKET, SAW HEAD REST PIN	092765-1	1
4	PIN WELDMENT, LT70 S/M SAW HEAD REST	094658-1	1
5	BOLT, M10X80-8.8 HEX HEAD ZINC	F81003-50	1
6	BOLT, M12X60-8.8 HEX HEAD ZINC	F81004-5	1
7	BOLT, M12X95 8.8 HEX HEAD ZINC	F81004-29	1
8	NUT, M10-8-B HEX NYLON ZINC LOCK	F81033-1	1
9	NUT, M12 8 HEX NYLON ZINC LOCK	F81034-2	1
10	WASHER, 10.5 FLAT ZINC	F81055-1	2
11	WASHER, 13 FLAT ZINC	F81056-1	2

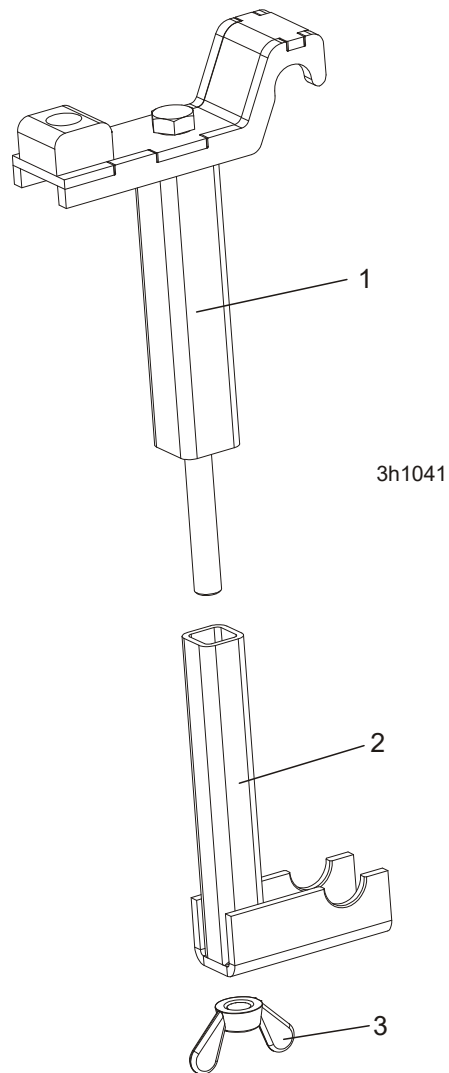
8.20 Tie Down Chain Assembly

SM0129



REF	DESCRIPTION (◆ indicates parts available in assemblies only)	PART #	QTY	
	CHAIN, TIE DOWN ASSEMBLY	A04376-1	1	
1	HOOK, 5/8 SAFETY CHAIN	P12075	1	
2	Screw Closed Chain Link, 10	100767	1	
3	Chain, N-10 x 35, 6 Links	100951	1	

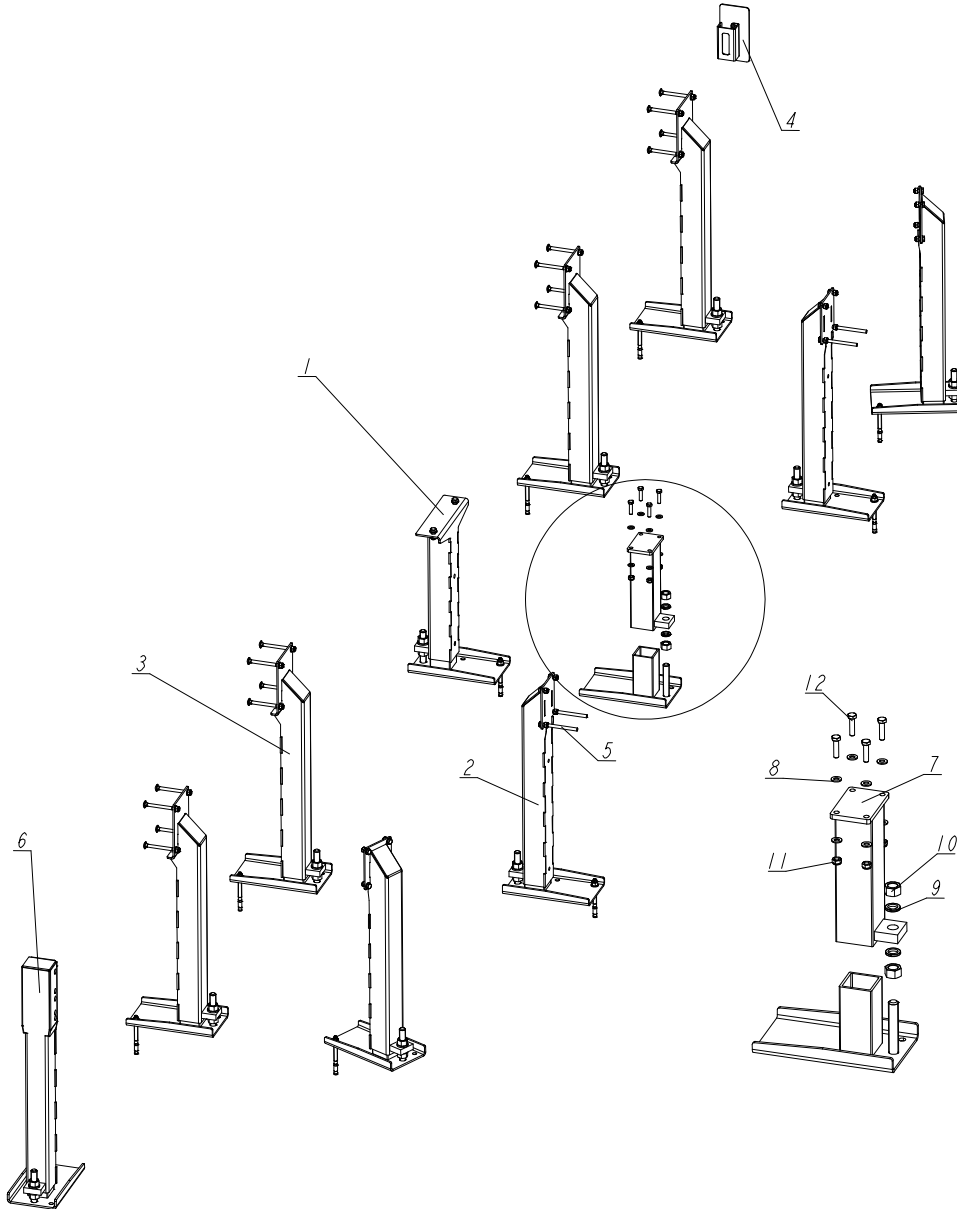
8.21 Blockade, LT40 Control Box



REF	DESCRIPTION (◆ indicates parts available in assemblies only)	PART #	QTY	
	BLOCKADE, CONTROL BOX LT40/70 (M SUPER FRAME)	506987	1	
1	UPPER CONTROL BOX BLOCKADE	506983-1	1	
2	LOWER CONTROL BOX BLOCKADE	506985-1	1	
3	NUT, M16 WING	F81036-3	1	

8.22 Stationary Legs, "M" Super Frame

550125_001_A
 550125_MANUAL



REF	DESCRIPTION (◆ indicates parts available in assemblies only)	PART #	QTY
-	STATIONARY LEGS, ADJUSTABLE - "M" SUPER FRAME	550125	1
1	LEG, MIDDLE STATIONARY ADJUSTABLE	550126	1
2	LEG, LEFT STATIONARY ADJUSTABLE	550130	4
3	LEG, MAIN TUBE HIGH	550134	4
4	COVER ASSEMBLY, MAIN TUBE	093052	1
5	BOLT, M10X125 8.8 HEX HEAD ZINC	F81003-18	4
6	LEG, FRONT STATIONARY ADJUSTABLE	550138	1



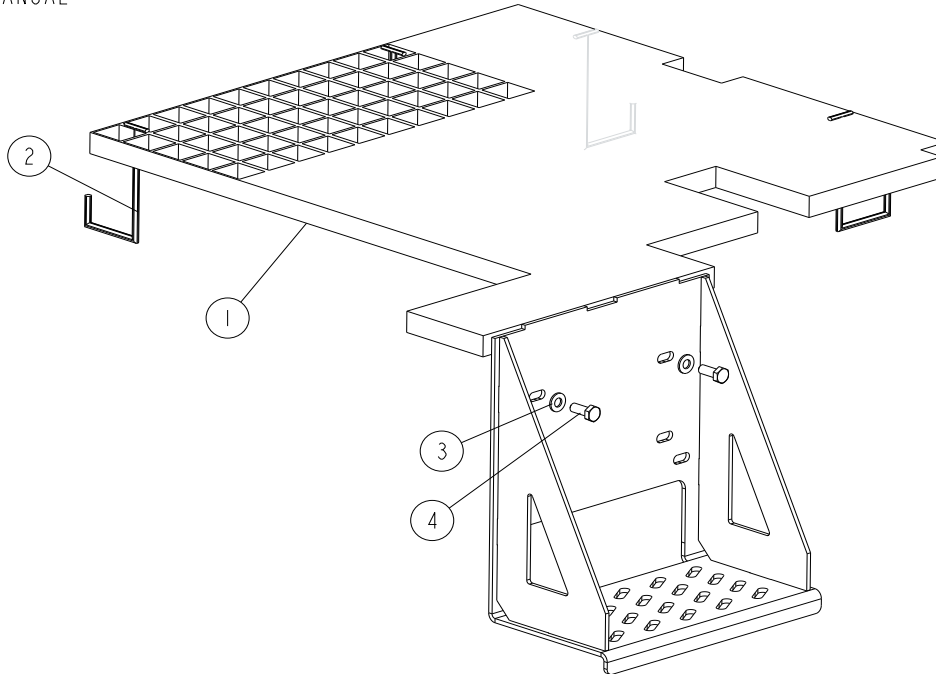
BED FRAME ASSEMBLY

Stationary Legs, "M" Super Frame

REF	DESCRIPTION (◆ indicates parts available in assemblies only)	PART #	QTY	
7	FOOT, WIDE	550142-1	1	
8	WASHER, 10.5 FLAT ZINC	F81055-1	8	
9	WASHER, 20.5 SPLIT LOCK ZINC	F81059-1	2	
10	NUT, M20-8 HEX ZINC	F81037-1	2	
11	NUT, M10-8-B HEX NYLON ZINC LOCK	F81033-1	4	
12	BOLT, M10X40-8.8 HEX HEAD FULL THREAD ZI	F81003-16	4	

8.23 Inspection Platform (DC Sawmills Only)

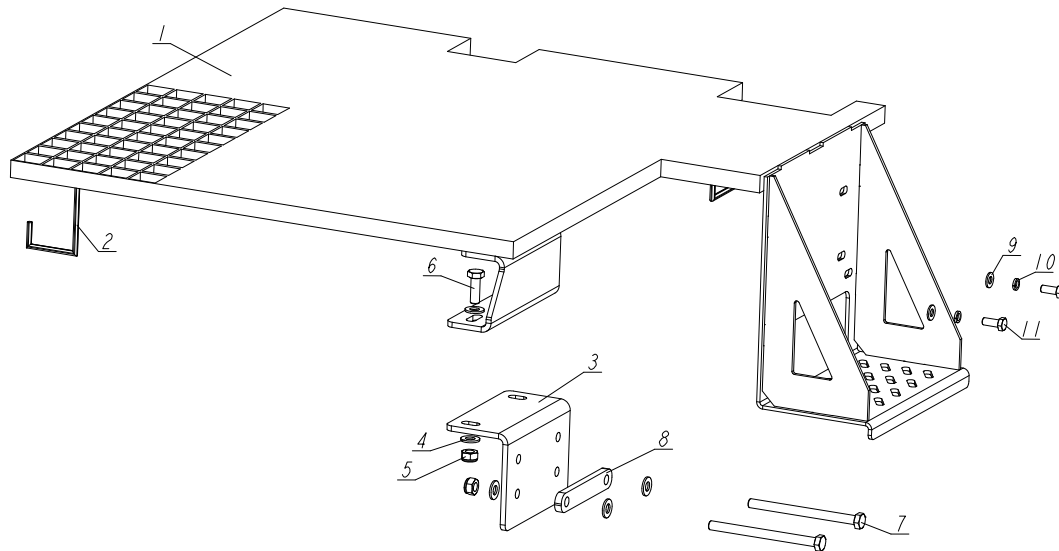
545646_001
 545646_MANUAL



REF	DESCRIPTION (◆ indicates parts available in assemblies only)	PART #	QTY	
-	PLATFORM, "M" FRAME INSPECTION - COMPLETE	545646	1	
1	PLATFORM, "M" FRAME INSPECTION	506046-1	1	
2	BRACKET, HOOK	085682	4	
3	WASHER, 8.4 FLAT ZINC	F81054-1	2	
4	BOLT, M8X20 8.8 HEX HEAD FULL THREAD ZINC	F81002-4	2	

8.24 Inspection Platform (New M-type Frame, Mobile Sawmills)

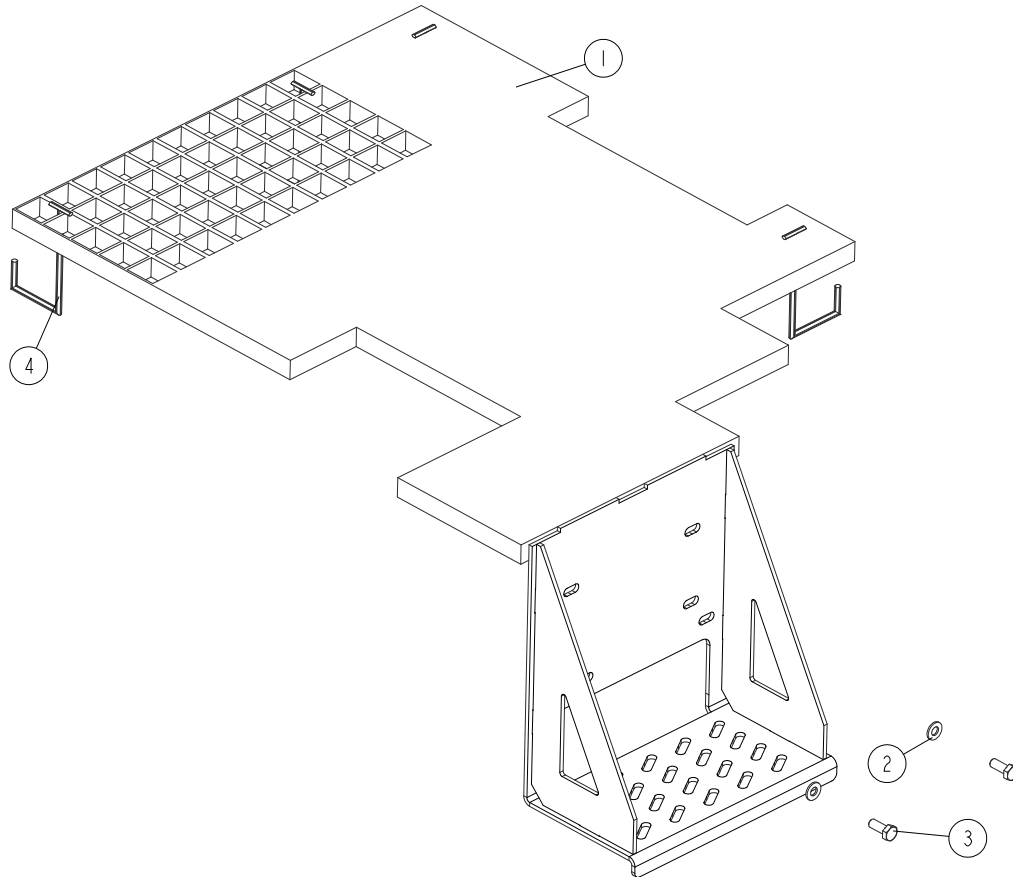
545567_001
545567_MANUAL



REF	DESCRIPTION (◆ indicates parts available in assemblies only)	PART #	QTY
-	PLATFORM, NEW M-TYPE FRAME INSPECTION - COMPLETE	545567	1
1	PLATFORM, INSPECTION - PAINTED	545566-1	1
2	BRACKET, HOOK	085682	4
3	PLATE, MOUNTING ANGLE	555223-1	1
4	WASHER, 10.5 FLAT ZINC	F81055-1	8
5	NUT, M10-8-B HEX NYLON ZINC LOCK	F81033-1	4
6	BOLT, DIN933-M10X30-8.8-A2E HEX HEAD	F81003-111	2
7	BOLT, M10X130-8.8 FE/ZN5 PN-M/82105	F81003-170	2
8	WASHER	555221-1	1
9	WASHER, 8.4 FLAT ZINC	F81054-1	2
10	WASHER 8,2 SPLIT LOCK ZINC	F81054-4	2
11	BOLT, M8X20 8.8 HEX HEAD FULL THREAD ZIN	F81002-4	2

8.25 Inspection Platform (M-type Frame Sawmills)

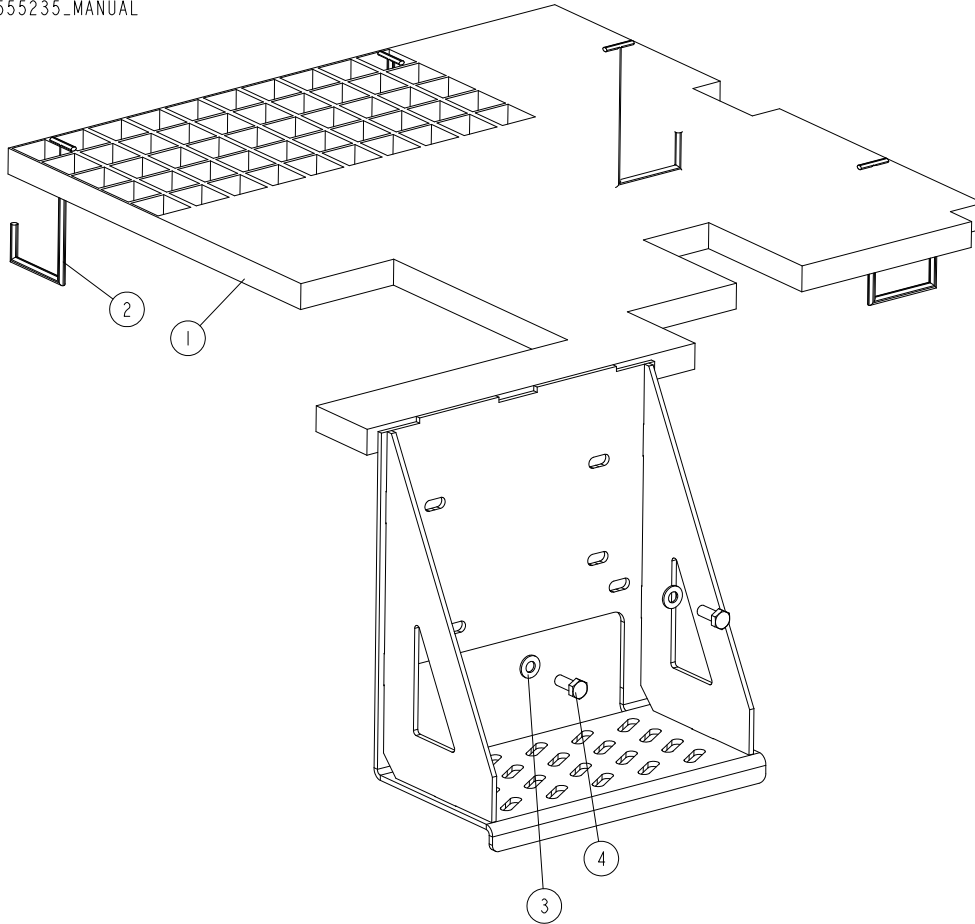
555244_001
 555244_MANUAL



REF	DESCRIPTION (◆ indicates parts available in assemblies only)	PART #	QTY	
-	PLATFORM, M-TYPE FRAME INSPECTION 1	555244	1	
1	PLATFORM, M-TYPE FRAME INSPECTION	555243-1	1	
2	WASHER, 8.4 FLAT ZINC	F81054-1	2	
3	BOLT, M8X20 8.8 HEX HEAD FULL THREAD ZIN	F81002-4	2	
4	BRACKET, HOOK	085682	4	

8.26 Inspection Platform for the Old Type Frame (Optional)

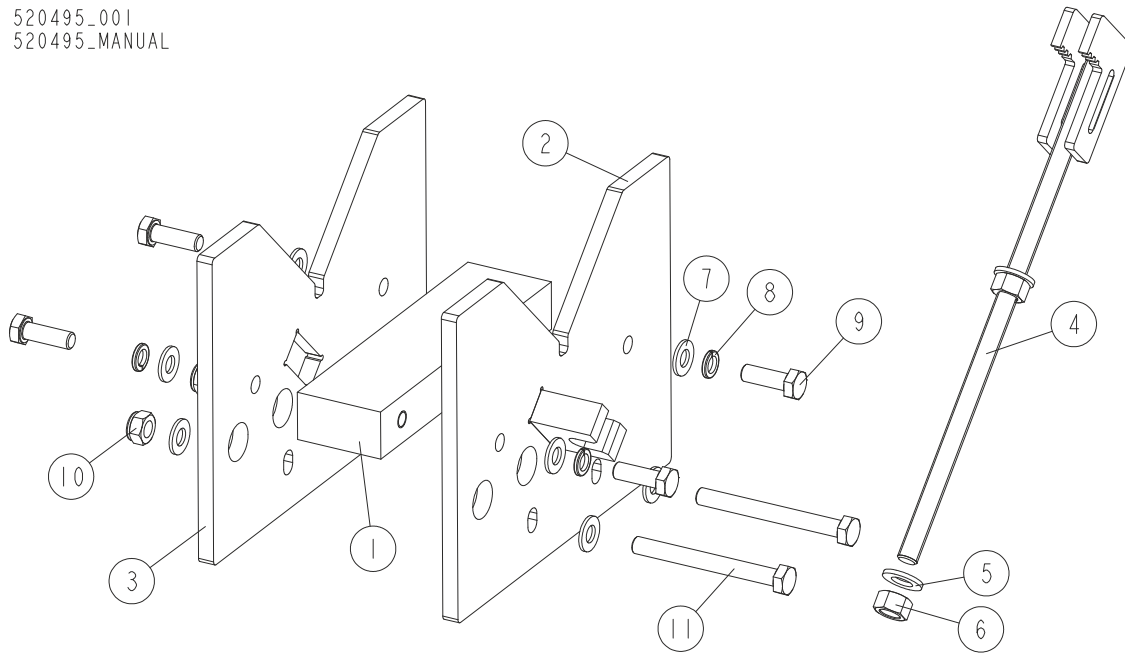
555235_001
555235_MANUAL



REF	DESCRIPTION (◆ indicates parts available in assemblies only)	PART #	QTY
-	◆ PLATFORM, INSPECTION (FOR DRIVEN LOG LEVELLING ROLLER)	555235	1
1	PLATFORM, INSPECTION	555237-1	1
2	BRACKET, HOOK	085682	4
3	WASHER, 8.4 FLAT ZINC	F81054-1	2
4	BOLT, M8X20 8.8 HEX HEAD FULL THREAD ZINC	F81002-4	2

8.27 Octagonal Profile Sawing Tool (Option)

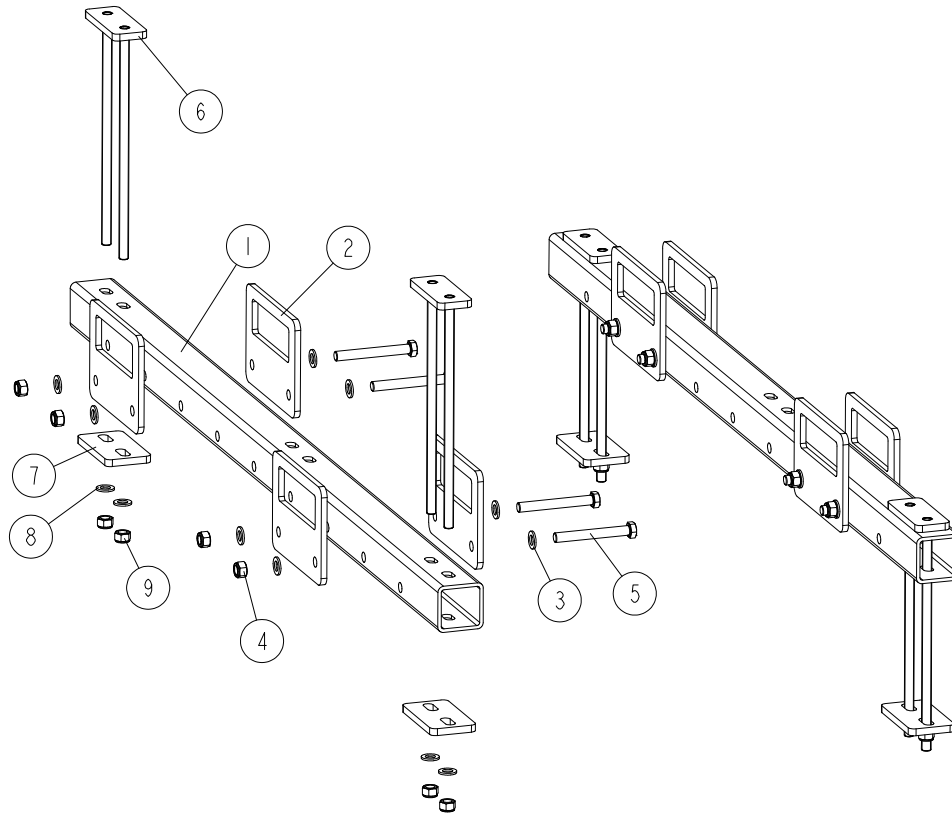
520495_001
 520495_MANUAL



REF	DESCRIPTION (◆ indicates parts available in assemblies only)	PART #	QTY	
-	OCTAGONAL PROFILE SAWING TOOL	520495	1	
1	BAR, INSIDE	520490-1	1	
2	PLATE, FRONT	520492-1	1	
3	PLATE, MAIN	520489-1	1	
4	ARM, CLAMP	520496-1	1	
5	WASHER, 13 FLAT ZINC	F81056-1	2	
6	NUT M12 ZC 8 DIN 934	F81034-1	2	
7	WASHER, 10.5 FLAT ZINC	F81055-1	8	
8	WASHER, Z 10.2 SPLIT LOCK ZINC	F81055-2	4	
9	BOLT, M10X30-8.8 HEX HEAD FULL THREAD ZI	F81003-2	4	
10	NUT, M10-8-B HEX NYLON ZINC LOCK	F81033-1	2	
11	BOLT, M10X95-8.8-B HEX HEAD ZINC	F81003-71	2	

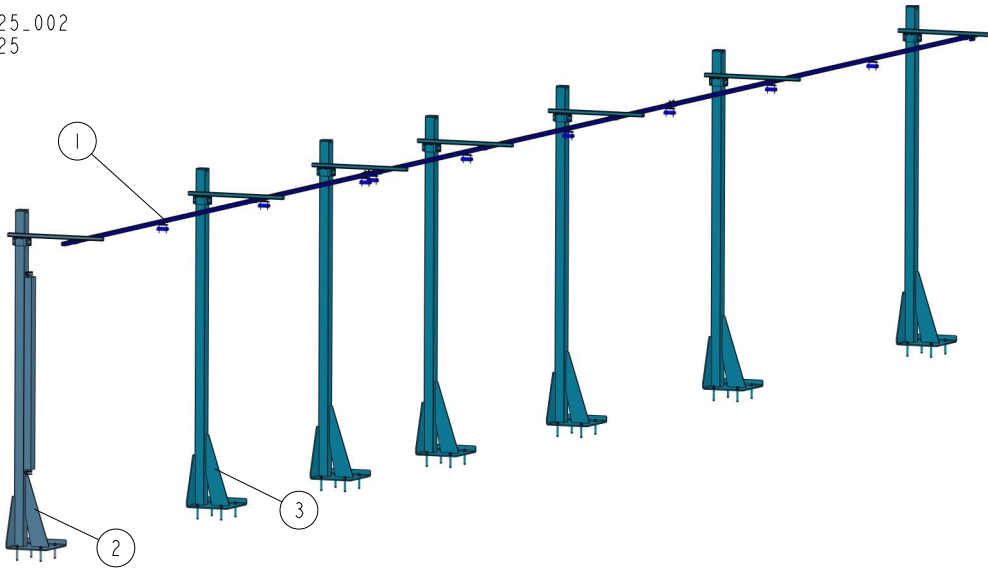
8.28 Sawmill Transport Bracket Assembly (Option)

578580_001
578580



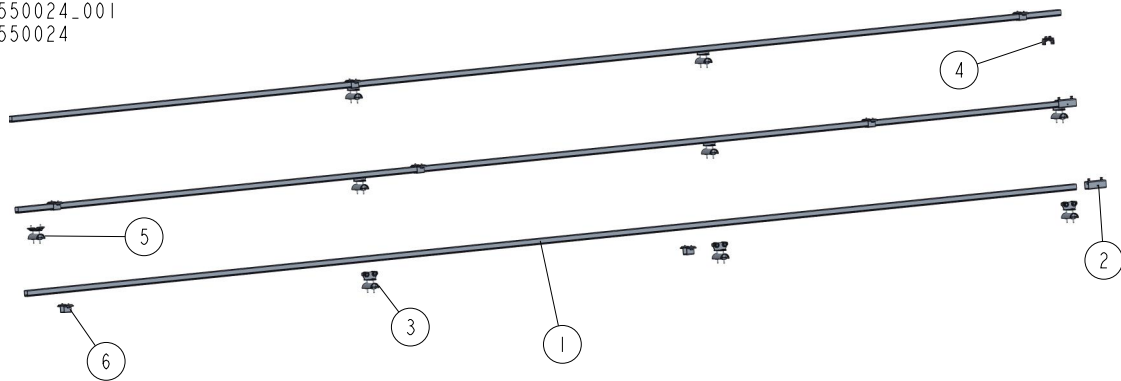
REF	DESCRIPTION (◆ indicates parts available in assemblies only)	PART #	QTY
-	TRANSPORT BRACKET ASSEMBLY, SAWMILLS	578580	1
-	BRACKET, TRANSPORT	578566	2
1	TUBE, TRANSPORT	578567-1	1
2	PLATE, TRANSPORT BRACKET	578569-1	4
3	WASHER, 17 SPLIT LOCK ZINC	F81058-1	8
4	NUT, M16-8 HEX NYLON ZINC LOCK	F81036-2	4
5	BOLT, M16X130-8.8 HEX HEAD ZINC	F81006-35	4
-	CLAMP, FRAME	578572	2
6	PLATE	578577-1	1
7	PLATE, TRANSPORT BRACKET	578568-1	1
8	WASHER, 17 SPLIT LOCK ZINC	F81058-1	2
9	NUT, M16-8 HEX NYLON ZINC LOCK	F81036-2	2

8.29 7-Post Remote Set 550025

550025_002
550025

REF	DESCRIPTION (◆ indicates parts available in assemblies only)	PART #	QTY	
-	REMOTE SET, 7-POST	550025	1	
1	RAIL, COMPLETE GUIDE - CUTTING LENGTH (10,5-15M) See Section 8.30	550024	1	
2	POST, GUIDE RAIL SUPPORT - COMPLETE See Section 8.31	520669	1	
3	POST, GUIDE RAIL SUPPORT - COMPLETE See Section 8.32	518736	6	

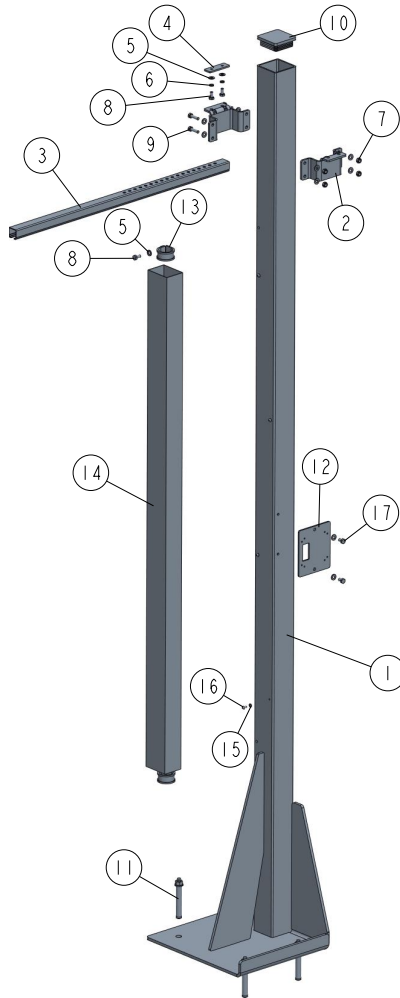
8.30 Guide Rail 550024

550024_001
550024

REF	DESCRIPTION (◆ indicates parts available in assemblies only)	PART #	QTY	
-	RAIL, COMPLETE GUIDE - CUTTING LENGTH (10,5-15M)	550024	1	
1	RAIL, 6 M C-PROFILE	518332	3	
2	COUPLER, TRACK	518705	2	
3	TROLLEY, CABLE MOVING	518333	8	
4	STOP, END	518700	1	
5	CLAMP, FLAT CABLE - END	518701	1	
6	BRACKET, BOLT-ON	518702	7	

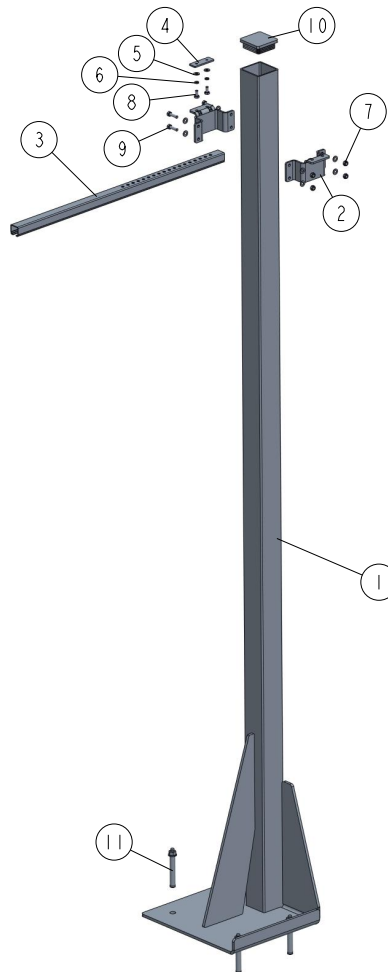
8.31 Guide Rail Support Post 520669

520669_001
520669



REF	DESCRIPTION (◆ indicates parts available in assemblies only)	PART #	QTY
-	POST, GUIDE RAIL SUPPORT - COMPLETE	520669	1
1	POST WELDMENT W/HOLES	520667-1	1
2	BRACKET, 80X80 TUBE WRAP	518725-1	2
3	ARM, RAIL BRACKET	518709	1
4	PLATE, ARM CLAMP	518885-1	1
5	WASHER, 8.4 FLAT ZINC	F81054-1	14
6	WASHER 8,2 SPLIT LOCK ZINC	F81054-4	2
7	NUT, M8-8-B HEX NYLON ZINC LOCK	F81032-2	4
8	BOLT, M8X16-8.8-B HEX HEAD FULL THREAD Z	F81002-20	4
9	BOLT, M8X30-5.8-B HEX HEAD FULL THREAD Z	F81002-2	4
10	CAP, HR FRAME	089644	1
11	PIN, LT 16X120	501877	4
12	PLATE, SOCKET MOUNT	517664-1	1
13	CLAMP, RSGU 1.42/20 W1 METAL & RUBBER	F81087-3	2
14	DUCT, CABLE	520670	1
15	WASHER, M5, FLAT ZINC	F81052-1	4
16	SCREW, M5X10-8.8 CROSS RECESSED PAN HEAD	F81000-13	4
17	BOLT, M8X12-8.8 HEX HEAD FULL THREAD ZIN	F81002-6	2

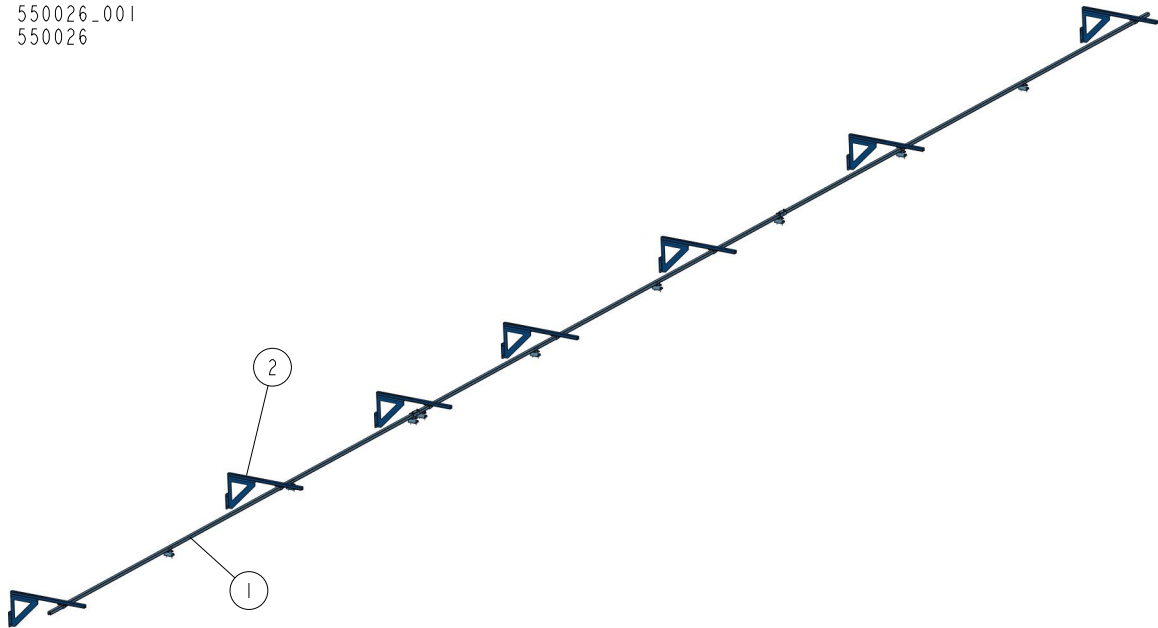
8.32 Guide Rail Support Post 518736

518736_001
518736

REF	DESCRIPTION (◆ indicates parts available in assemblies only)	PART #	QTY	
-	POST, GUIDE RAIL SUPPORT - COMPLETE	518736	1	
1	POST, GUIDE RAIL SUPPORT	518707-1	1	
2	BRACKET, 80X80 TUBE WRAP	518725-1	2	
3	ARM, RAIL BRACKET	518709	1	
4	PLATE, ARM CLAMP	518885-1	1	
5	WASHER, 8.4 FLAT ZINC	F81054-1	10	
6	WASHER 8,2 SPLIT LOCK ZINC	F81054-4	2	
7	NUT, M8-8-B HEX NYLON ZINC LOCK	F81032-2	4	
8	BOLT, M8X16-8.8-B HEX HEAD FULL THREAD Z	F81002-20	2	
9	BOLT, M8X30-5.8-B HEX HEAD FULL THREAD Z	F81002-2	4	
10	CAP, HR FRAME	089644	1	
11	PIN, LT 16X120	501877	4	

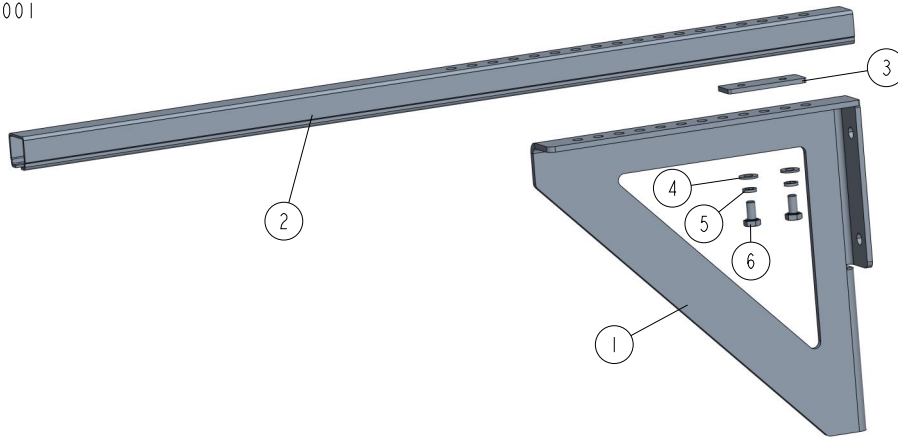
8.33 Wall Mount Remote Set 550026

550026_001
550026



REF	DESCRIPTION (◆ indicates parts available in assemblies only)	PART #	QTY
-	REMOTE SET, WALL MOUNT (CUTTING LENGTH OF 10,5-15 M)	550026	1
1	RAIL, COMPLETE GUIDE - CUTTING LENGTH (10,5-15M) See Section 8.30	550024	1
2	BRACKET KIT, WALL MOUNT See Section 8.34	518724	7

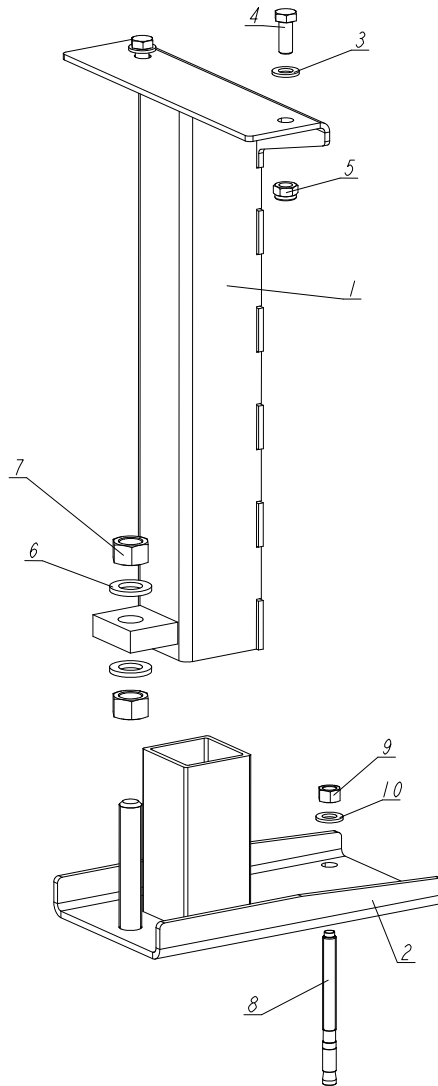
8.34 Wall Mount Bracket Kit 518724

518724_001
518724

REF	DESCRIPTION (◆ indicates parts available in assemblies only)	PART #	QTY	
-	BRACKET KIT, WALL MOUNT	518724	1	
1	BRACKET, WALL MOUNT	518728-1	1	
2	ARM, RAIL BRACKET	518709	1	
3	PLATE, ARM CLAMP	518885-1	1	
4	WASHER, 8.4 FLAT ZINC	F81054-1	2	
5	WASHER 8,2 SPLIT LOCK ZINC	F81054-4	2	
6	BOLT, M8X16-8.8-B HEX HEAD FULL THREAD Z	F81002-20	2	

8.35 Leg, Middle Stationary Adjustable (Part No. 550126)

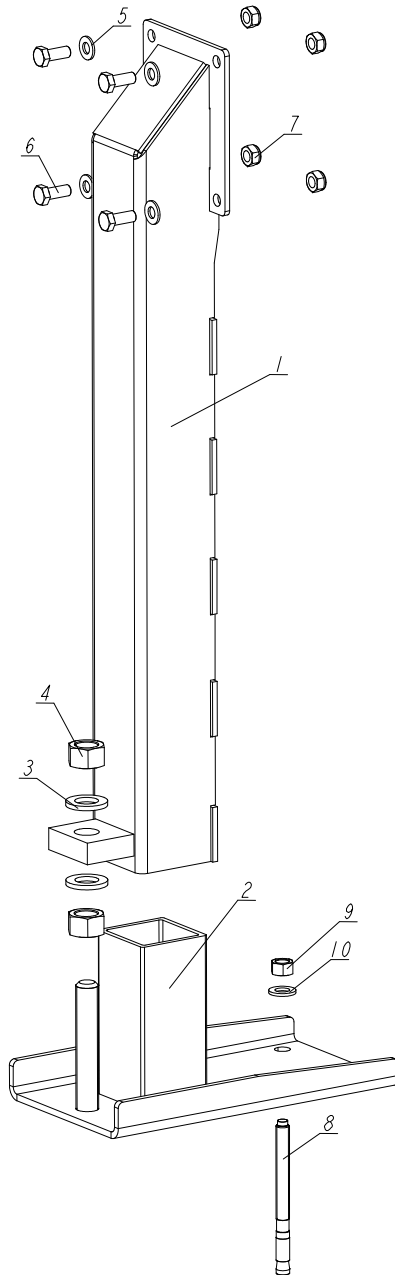
550126_001
550126_MANUAL



REF	DESCRIPTION (◆ indicates parts available in assemblies only)	PART #	QTY
-	LEG, MIDDLE STATIONARY ADJUSTABLE	550126	1
1	LEG, MIDDLE STATIONARY ADJUSTABLE	550127-1	1
2	FOOT, WIDE	501084-1	1
3	WASHER, 13 FLAT ZINC	F81056-1	2
4	BOLT, M12X30 8.8 HEX HEAD FULL THREAD ZI	F81004-22	2
5	NUT, M12 8 HEX NYLON ZINC LOCK	F81034-2	2
6	WASHER, 21 FLAT ZINC	F81059-2	2
7	NUT, M20-8 HEX ZINC	F81037-1	2
-	ANCHOR, M12X140MM KMC EXPRES	084529	1
8	ANCHOR, M12X140MM KMC EXPRES	084529	1
9	NUT M12 ZC 8 DIN 934	F81034-1	1
10	WASHER, 13 FLAT ZINC	F81056-1	1

8.36 Leg, Left Stationary Adjustable (Part No. 550130)

550130_001
550130_MANUAL

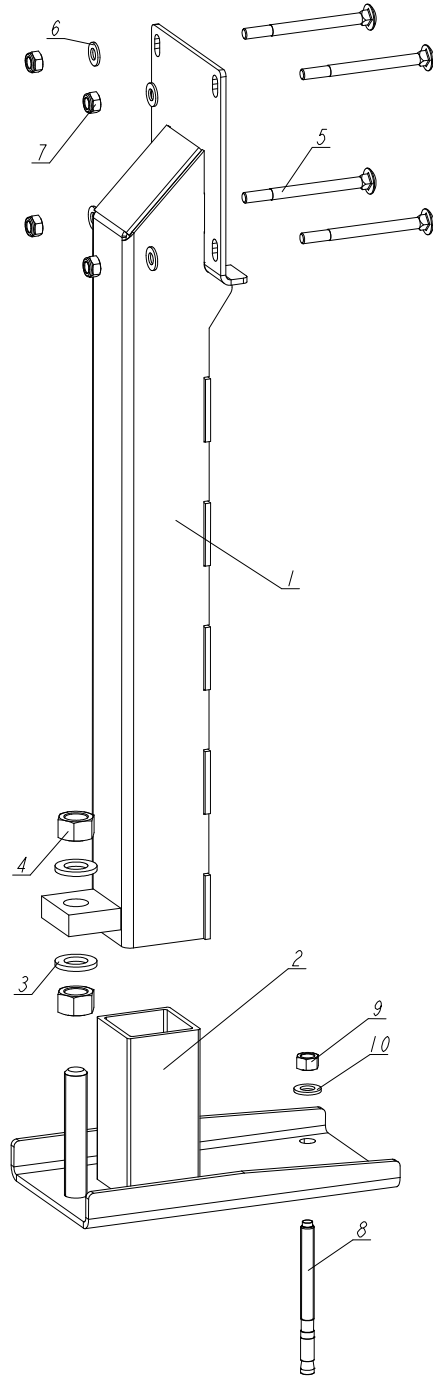


REF	DESCRIPTION (◆ indicates parts available in assemblies only)	PART #	QTY
-	LEG, LEFT STATIONARY ADJUSTABLE	550130	1
1	LEG, LEFT STATIONARY ADJUSTABLE	550131-1	1
2	FOOT, WIDE	501084-1	1
3	WASHER, 21 FLAT ZINC	F81059-2	2
4	NUT, M20-8 HEX ZINC	F81037-1	2
5	WASHER, 10.5 FLAT ZINC	F81055-1	4
6	BOLT, M10X25 8.8 HEX HEAD FULL THREAD ZI	F81003-11	4
7	NUT, M10-8-B HEX NYLON ZINC LOCK	F81033-1	4

REF	DESCRIPTION (◆ indicates parts available in assemblies only)	PART #	QTY	
-	ANCHOR, M12X140MM KMC EXPRES	084529	1	
8	ANCHOR, M12X140MM KMC EXPRES	084529	1	
9	NUT M12 ZC 8 DIN 934	F81034-1	1	
10	WASHER, 13 FLAT ZINC	F81056-1	1	

8.37 Leg, Main Tube High (Part No. 550134)

550134_001
550134_MANUAL

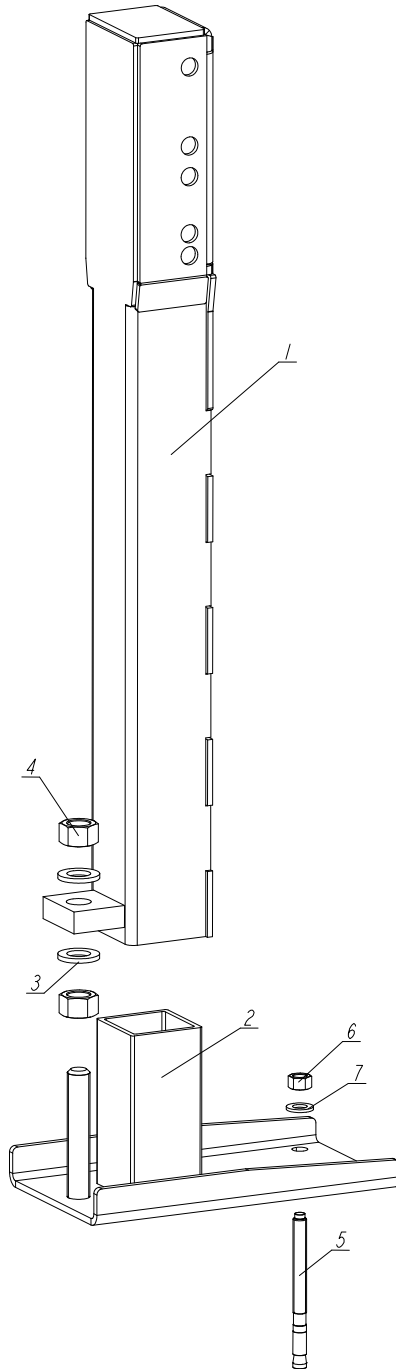


REF	DESCRIPTION (◆ indicates parts available in assemblies only)	PART #	QTY
-	LEG, MAIN TUBE HIGH	550134	1
1	LEG, MAIN TUBE HIGH	550135-1	1
2	FOOT, WIDE	501084-1	1
3	WASHER, 21 FLAT ZINC	F81059-2	2
4	NUT, M20-8 HEX ZINC	F81037-1	2
5	BOLT, M10X120 8.8 CARRIAGE ZINC	F81003-33	4

REF	DESCRIPTION (◆ indicates parts available in assemblies only)	PART #	QTY	
6	WASHER, 10.5 FLAT ZINC	F81055-1	4	
7	NUT, M10-8-B HEX NYLON ZINC LOCK	F81033-1	4	
-	ANCHOR, M12X140MM KMC EXPRES	084529	1	
8	ANCHOR, M12X140MM KMC EXPRES	084529	1	
9	NUT M12 ZC 8 DIN 934	F81034-1	1	
10	WASHER, 13 FLAT ZINC	F81056-1	1	

8.38 Leg, Front Stationary Adjustable (Part No. 550138)

550138_001
550138_MANUAL

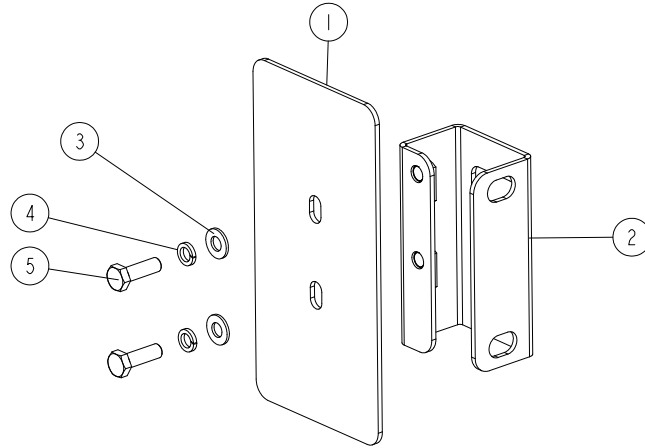


REF	DESCRIPTION (◆ indicates parts available in assemblies only)	PART #	QTY
-	LEG, FRONT STATIONARY ADJUSTABLE	550138	1
1	LEG, FRONT STATIONARY ADJUSTABLE	550139-1	1
2	FOOT, WIDE	501084-1	1
3	WASHER, 21 FLAT ZINC	F81059-2	2
4	NUT, M20-8 HEX ZINC	F81037-1	2
-	ANCHOR, M12X140MM KMC EXPRES	084529	1

REF	DESCRIPTION (◆ indicates parts available in assemblies only)	PART #	QTY	
5	ANCHOR, M12X140MM KMC EXPRES	084529	1	
6	NUT M12 ZC 8 DIN 934	F81034-1	1	
7	WASHER, 13 FLAT ZINC	F81056-1	1	

8.39 Main Tube Cover Assembly (Part No. 093052)

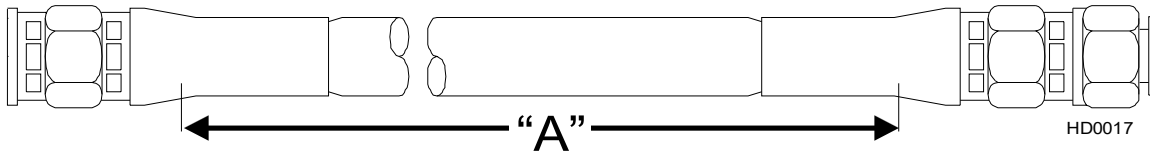
093052_001
093052_MANUAL



REF	DESCRIPTION (◆ indicates parts available in assemblies only)	PART #	QTY
-	COVER ASSEMBLY, MAIN TUBE	093052	1
1	PLATE, 201X101.6X3 COVER	015023-1	1
2	BRACKET WELDMENT, REAR TUBE COVER	087105-1	1
3	WASHER, 8.4 FLAT ZINC	F81054-1	2
4	WASHER 8,2 SPLIT LOCK ZINC	F81054-4	2
5	BOLT, M8X25-8.8-B HEX HEAD FULL THREAD ZINC	F81002-5	2

SECTION 9 HYDRAULIC SYSTEM

9.1 Hydraulic Hoses, LT40/70M Super



Part	Color Code	LENGTH "A" [m]	Application	Wood-Mizer Part No.
			I Section (from filter) according to designations from right to left	
A1	White	3.5	3/8" 2-Plane Clamp, In/Out	097614
B1	Orange	3.5	3/8" 2-Plane Clamp, In/Out	097615
A2	Pink	3.6	3/8" Raising the turner and side supports	097622
B2	Plain	3.6	3/8" Raising the turner and side supports	097622
A3	Red	5.6	1/4" III Clamp (Middle), Up/Down	097545
B3	Blue	5.6	1/4" III Clamp (Middle), Up/Down	097545
A4	Silver	4.9	1/4" I Toe Board	097620
B4	Brown	4.9	1/4" I Toe Board	097620
A5	Black	3.3	3/8" Chain Turner Hydraulic Motor	087793
B5	Brown	3.3	3/8" Chain Turner Hydraulic Motor	087793
A6	Orange	5.0	1/4" III Clamp (Middle), In/Out	097545
B6	White	5.0	1/4" III Clamp (Middle), In/Out	097545
A7	Red	1.8	3/8" Log Loader	097623
B7	Blue	1.8	3/8" Log Loader	097623
			II Section according to designations from right to left	
A1	Purple	4.8	1/4" I Toe Board Drive	097621
B1	Purple	4.8	1/4" I Toe Board Drive	097621
A2	Black	2.0	1/4" II Toe Board	097617
B2	Purple	2.0	1/4" II Toe Board	097617
A3	Red	6.2	1/4" I Clamp, Up/Down	097616
B3	Blue	6.2	1/4" I Clamp, Up/Down	097616
A4	Orange	5.5	1/4" I Clamp, In/Out	097616
B4	White	5.5	1/4" I Clamp, In/Out	097616
A5	Yellow	4.4	1/4" 2-Plane Clamp, Up/Down	097613
B5	Green	4.4	1/4" 2-Plane Clamp, Up/Down	097613
A6	Red	1.0	1/4" II Clamp, Up/Down	097618
B6	Blue	1.0	1/4" II Clamp, Up/Down	097618
A7	Orange	2.0	1/4" II Clamp, In/Out	097617

TABLE 9-1

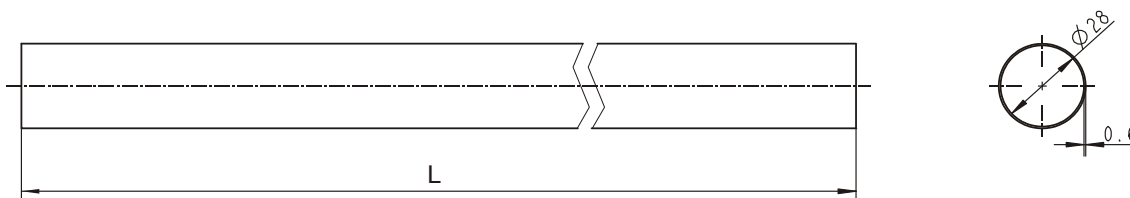
9 HYDRAULIC SYSTEM

Hydraulic Hoses, LT40/70M Super

B7	White	2.0	1/4" II Clamp, In/Out	097617
	Green	2.1	3/8" tee connector to log loader cylinder	097624
	Yellow	2.2	3/8" tee connector to log loader cylinder	097624
	Green	0.8	3/8" tee connector to log loader cylinder	097625
	Yellow	0.95	3/8" tee connector to log loader cylinder	097625
		0.65	3/8" turner hose	094597
		0.65	3/8" turner hose	094597
		0.75	3/8" left side support hose	094596
		1.0	3/8" right side support hose	094593
		1.0	3/8" right side support hose	094593
		1.2	3/8" cylinder instrumentation	097625

TABLE 9-1

Protective Conduits, LT40/70M Super Hydraulic Hoses



REF.	DESCRIPTION (◆ indicates parts available in assemblies only)	PART #	QTY
0.85	PROTECTIVE CONDUIT, HYDRAULIC MOTOR HOSE	100127	2
1.00	PROTECTIVE CONDUIT, SIDE SUPPORT HOSE	100128	4
0.70	PROTECTIVE CONDUIT, LOG TURNER HOSE	099761	3
0.45	PROTECTIVE CONDUIT, IN/OUT CYLINDER HOSE - TOP	099763	1

9.2 Hydraulic Boxes, Super AC

REF.	DESCRIPTION (◆ indicates parts available in assemblies only)	PART #	QTY	
-	BOX, LT20 AH7 11-SECTION HYDRAULIC - COMPLETE	522961 ¹	-	
-	BOX, LT20 AC 13-SECTION HYDRAULIC - COMPLETE	522962 ²	-	
-	BOX, LT40/70 AC 16-SECTION HYDRAULIC - COMPLETE	522984 ³	-	

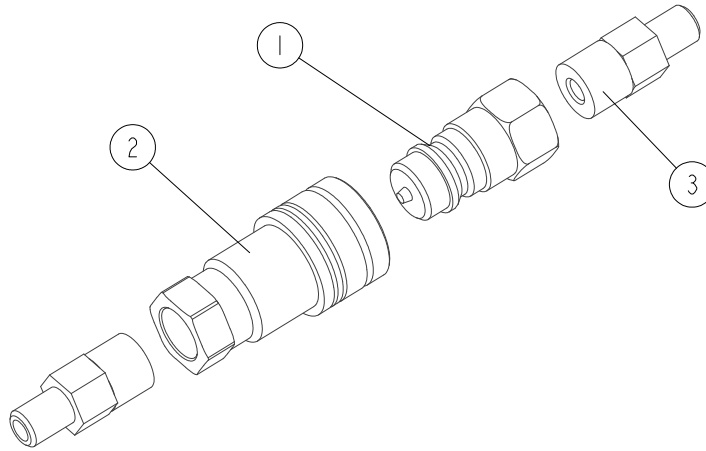
¹ For LT20 AHS5, AHS6

² For LT20 AHS7

³ For LT40/70 AHS7

9.3 Quick Disconnect Fittings for 1/4" Hoses (LT70M Super, Option)

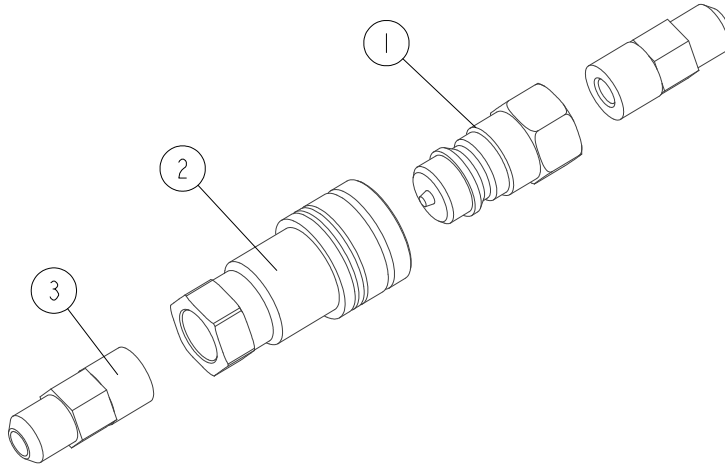
524288_001
524288_MANUAL



REF.	DESCRIPTION (◆ indicates parts available in assemblies only)	PART #	QTY
-	FITTING KIT, 1/4" HOSE QUICK DISCONNECT	524288	1
1	FITTING, 3/8" INT. THREAD BSP MALE QUICK DISCONNECT	504966	1
2	FITTING, 3/8" INT. THREAD BSP FEMALE QUICK DISCONNECT	504965	1
3	FITTING, Z7/16" UNF JIC-Z3/8" BSPP STRAIGHT	505747	2

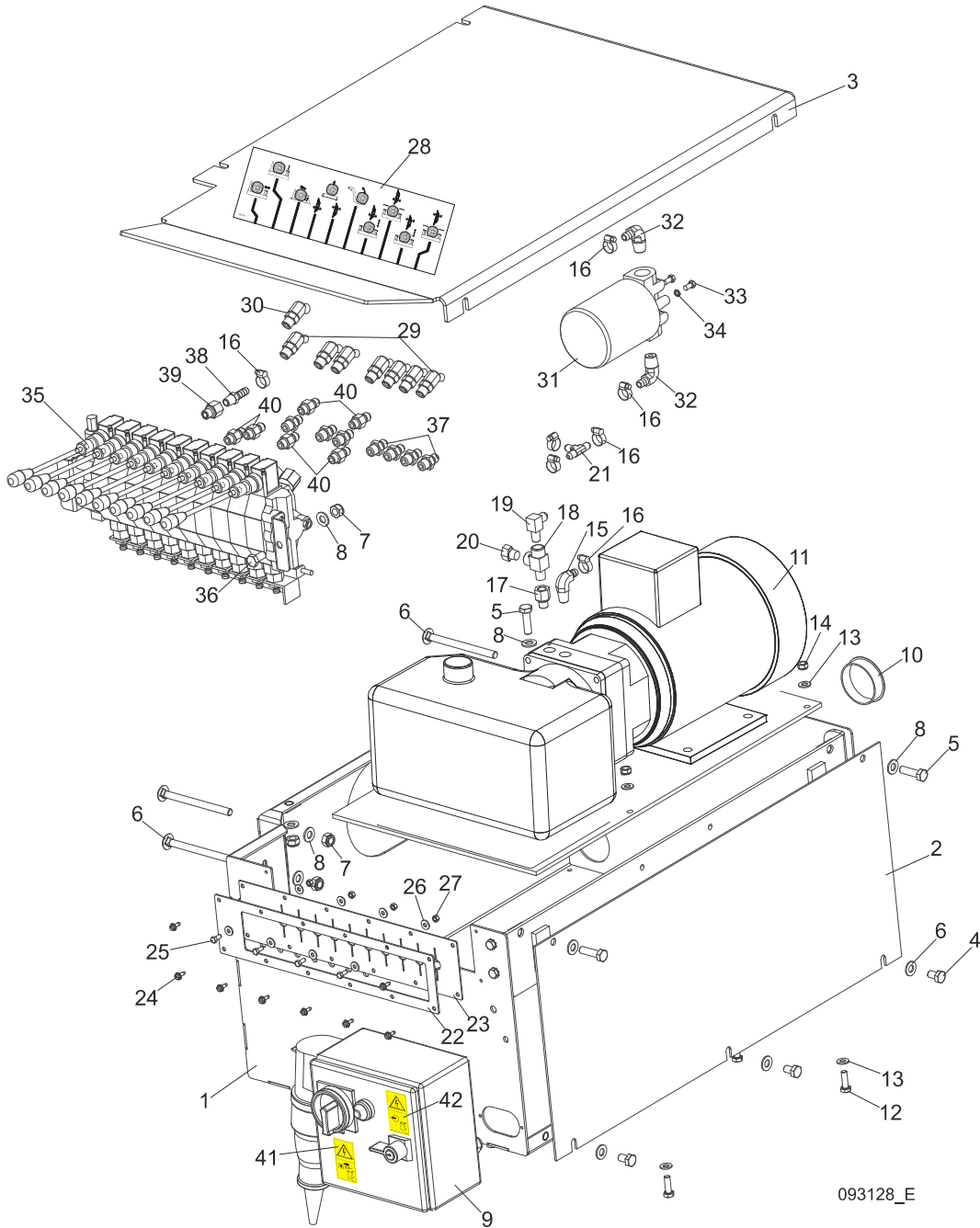
9.4 Quick Disconnect Fittings for 3/8" Hoses (LT70M Super, Option)

524289_001
524289_MANUAL



REF.	DESCRIPTION (◆ indicates parts available in assemblies only)	PART #	QTY
-	FITTING KIT, 3/8" HOSE QUICK DISCONNECT	524289	1
1	FITTING, 3/8" INT. THREAD BSP MALE QUICK DISCONNECT	504966	1
2	FITTING, 3/8" INT. THREAD BSP FEMALE QUICK DISCONNECT	504965	1
3	FITTING, 9/16" JIC/ 3/8"BSP STRAIGHT	091842	2

9.5 Hydraulic Control Box, LT20 Series AHS3



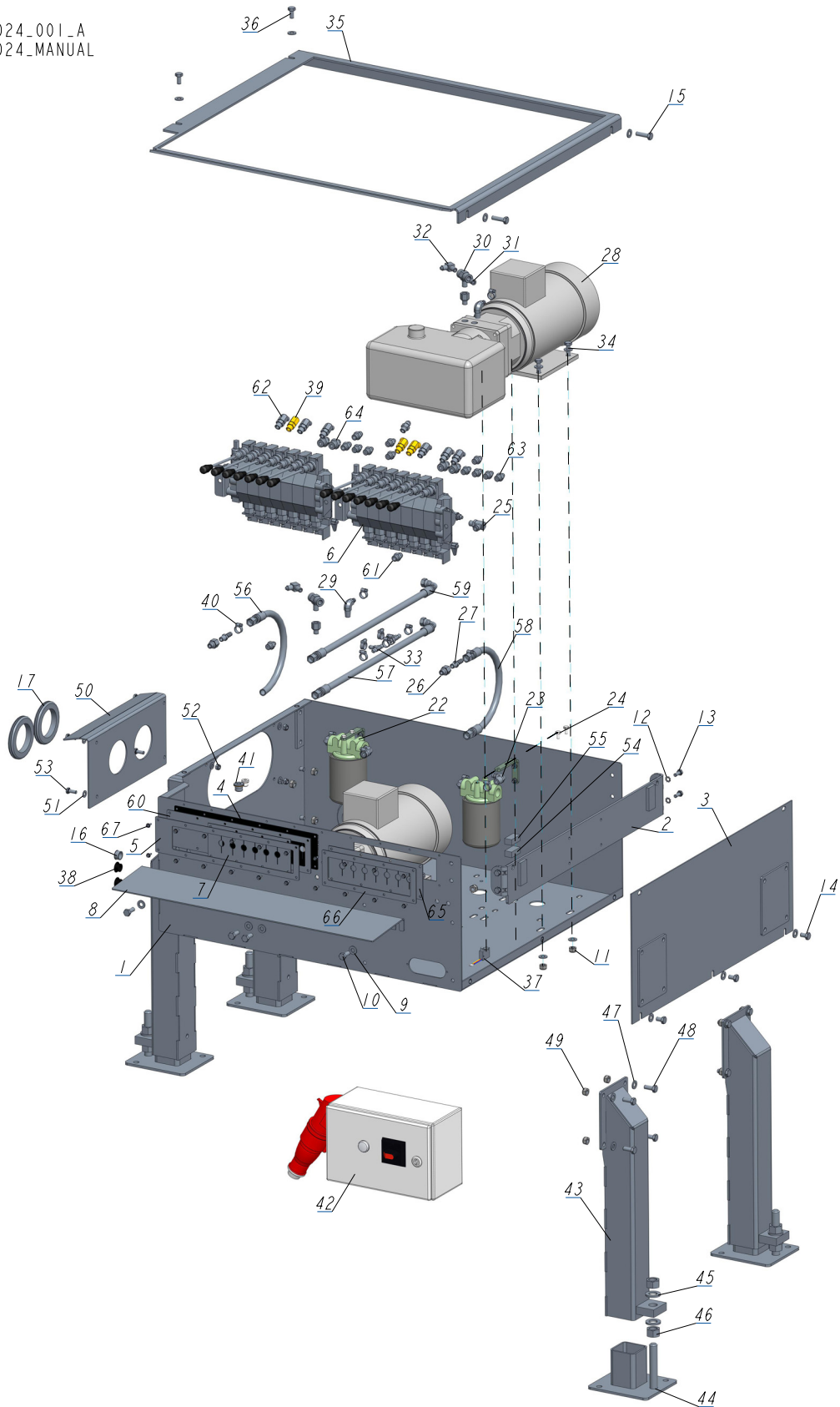
093128_E

REF.	DESCRIPTION (◆ indicates parts available in assemblies only)	PART #	QTY
	BOX ASSEMBLY, LT20 AHS3 HYDRAULIC CONTROL	528351	1
1	BOX WELDMENT, HYDRAULIC PUMP HOUSING	091729-1	1
	BRACKET, AC HYDRAULIC BOX MOUNT - COMPLETE	086518-1	1
	BOLT, M8X20-8.8-B HEX HEAD FULL THREAD ZINC	F81002-4	4
	WASHER, 8.4 EXTERIOR STAR LOCK ZINC	F81054-3	4
2	COVER, AC HYDRAULIC BOX FRONT	086484-1	1
3	COVER, AC/DC HYDRAULIC PUMP HOUSING TOP	091734-1	1
4	BOLT, M10X16-8.8 HEX HEAD FULL THREAD ZINC	F81003-13	3
5	BOLT, M10X35-8.8 HEX HEAD FULL THREAD ZINC	F81003-17	4

6	BOLT, M10X125 8.8 CARRIAGE ZINC	F81003-34	4	
7	NUT M10 ZC 8 NYLOCK DIN 982 ISO 7040	F81033-1	6	
8	WASHER, 10.5 FLAT ZINC	F81055-1	13	
9	BOX, LT20 STARTER	553523	1	
10	CAP, HSA2790 (63.6 DIA.) HOLE	092859	1	
11	PUMP, AC.5,5KW 18.5L/MIN HYDRAULIC W/MOTOR	517840	1	
12	BOLT, M8X25-8.8-B HEX HEAD FULL THREAD ZINC	F81002-5	4	
13	WASHER, 8.4 FLAT ZINC	F81054-1	8	
14	NUT, M8-8-B HEX NYLON ZINC LOCK	F81032-2	4	
15	FITTING, 3/8NPT-3/8 BARB ELBOW	P12708	1	
16	CLAMP, 11/16 WORM	P12739	7	
17	FITTING, 6SAE MALE-1/4NPT FEMALE	014686	1	
18	FITTING, C3759X4 MALE TEE	015486	1	
19	FITTING, 3/8JIC-1/4NPT 90L	015491	2	
20	PLUG, 1/4-18 NPT W/EXTERNAL THREAD	096221	1	
21	FITTING, 3/8 BARB TEE	015485	1	
22	PLATE, 10-SECTION VALVE PAINTED	091826-1	1	
23	GUARD, 10-SECTION RUBBER HYDRAULIC VALVE	091739	1	
24	SCREW, #10-24 X 1/2 SELF-TAPPING	F05015-7	8	
25	BOLT, M5X12-5.8 HEX HEAD FULL THREAD ZINC	F81000-5	4	
26	WASHER, 5.5 SPECIAL FLAT ZINC	F81052-3	8	
27	NUT, M5-8 HEX ZINC	F81030-1	4	
28	DECAL, DH5 HYDRAULIC CONTROL BOX	094795	1	
	DECAL, DH7 HYDRAULIC CONTROL BOX	094970	1	
29	FITTING, #4SAE-#6SAE 45 DEG ELBOW	015488	7	
30	FITTING, #6SAE 45 DEG ELBOW	015489	1	
31	MANIFOLD, W/FILTER	P22683	1	
32	FITTING, 1/2NPT-3/8 BARB ELBOW	P12707	2	
33	BOLT, 1/4-20X1/2 HEX HEAD	F05005-15	2	
34	WASHER 6.1 ZC SPRING LOCK DIN 127	F81053-3	2	
35	VALVE, HDS11/10-6 10-SECTION	091344	1	
36	BOLT, M10X20-5.8 HEX HEAD FULL THREAD ZI	F81003-1	2	
37	FITTING, 1/4JIC-3/8 O-RING	P26284	7	
38	FITTING, 1/4NPT-3/8 BARB	014685	1	
39	FITTING, 6SAE MALE-1/4NPT FEMALE	014686	1	
40	FITTING, 3/8 O-RING-3/8JIC	014687	6	
41	DECAL, HAZARDOUS VOLTAGE INSIDE THE ELECTRICAL BOX	096316	1	
42	DECAL, REMOVE THE PLUG BEFORE OPENING THE BOX (PICTOGRAM)	096319	1	

9.6 Hydraulic Control Box, LT40/70 AC 14-Section

541024_001_A
541024_MANUAL



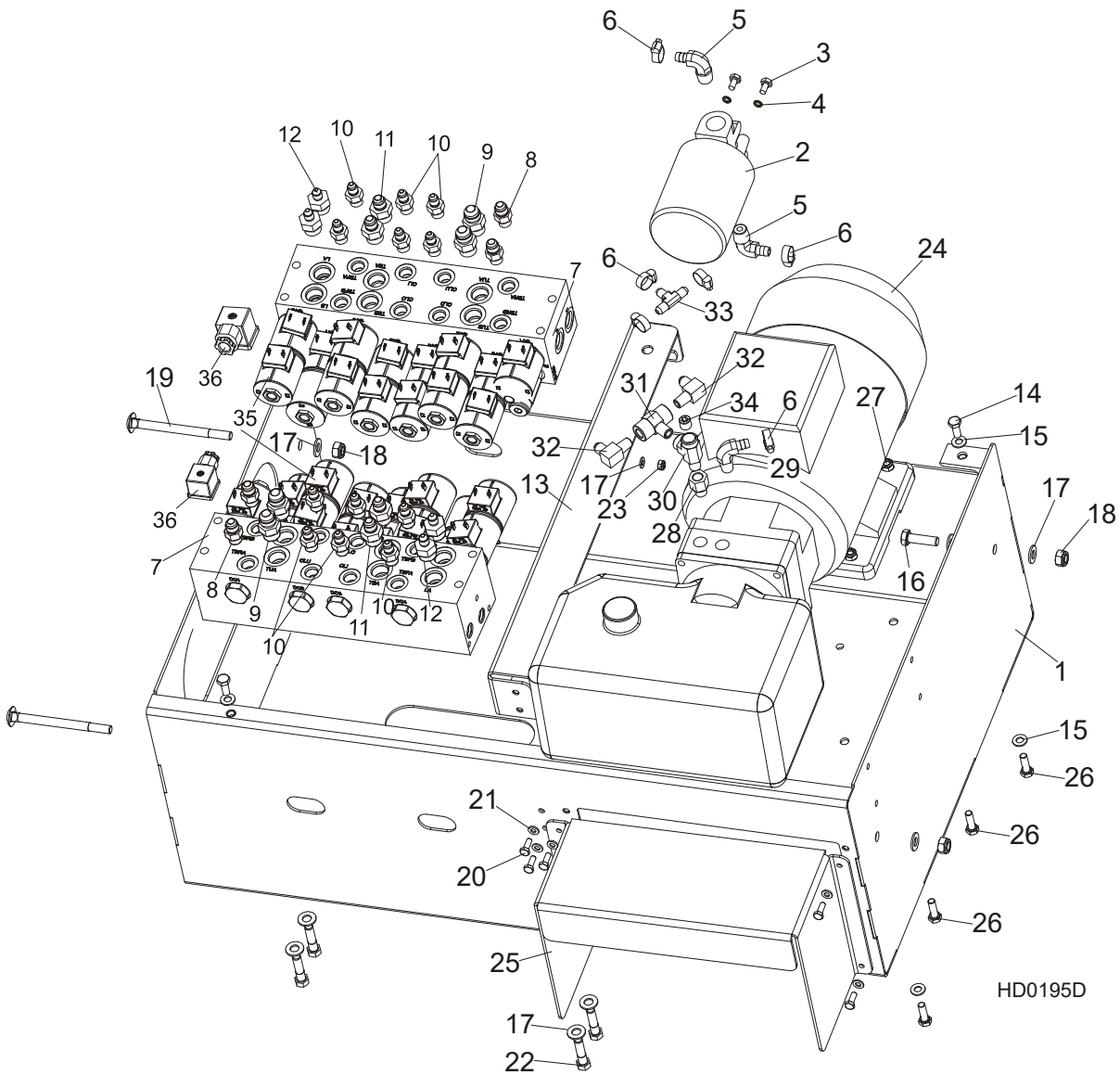
REF.	DESCRIPTION (◆ indicates parts available in assemblies only)	PART #	QTY
-	BOX, LT40/70 AC 14-SECTION HYDRAULIC COMPLETE	541024	1
1	BOX WELDMENT, HYDRAULIC CONTROL	505946-1	1
2	BRACKET, AC HYDRAULIC BOX MOUNT - COMPLETE	086518-1	1
3	COVER, AC HYDRAULIC BOX FRONT	086484-1	1
4	GUARD, 10-SECTION RUBBER HYDRAULIC VALVE	091739	1
5	PLATE, 10-SECTION VALVE PAINTED	091826-1	1
6	VALVE, 7-SECTION AC HYDRAULIC	510560	2
7	GUARD, RUBBER VALVE DOUBLE	015079	1
8	PLATE FOR DECALS	505949-1	1
9	WASHER, 10.5 FLAT ZINC	F81055-1	27
10	BOLT, M10X25-8.8 HEX HEAD FULL THREAD ZINC	F81003-11	4
11	NUT M10 ZC 8 NYLOCK DIN 982 ISO 7040	F81033-1	12
12	WASHER, 8.4 EXTERIOR STAR LOCK ZINC	F81054-3	4
13	BOLT, M8X20-8.8-B HEX HEAD FULL THREAD ZINC	F81002-4	4
14	BOLT, M10X16-8.8 HEX HEAD FULL THREAD ZINC	F81003-13	3
15	BOLT, M10X35-8.8 HEX HEAD FULL THREAD ZINC	F81003-17	2
16	GROMET, WIRE	P04137	1
17	COVER, 80 MM RUBBER	089293	4
18	BRACKET, OIL FILTER	550029-1	2
19	WASHER, 6.4 FLAT ZINC	F81053-1	8
20	NUT, M6-8-B HEX NYLON ZINC LOCK	F81031-2	4
21	BOLT, M6X20 8.8 HEX HEAD FULL THREAD ZINC	F81001-2	4
22	MANIFOLD, W/FILTER	P22683	2
23	FITTING, 1/2NPT-3/8 BARB ELBOW	P12707	4
24	BOLT, 1/4-20X1/2 HEX HEAD	F05005-15	4
25	FITTING, #6 SAE 3/8"JIC ELBOW	P12704	1
26	FITTING, 6SAE MALE-1/4NPT FEMALE	014686	4
27	FITTING, 1/4NPT-3/8 BARB	014685	2
28	PUMP, AC.5,5KW 18.5L/MIN HYDRAULIC W/MOTOR	517840	2
29	FITTING, 3/8NPT-3/8 BARB ELBOW	P12708	2
30	FITTING, C3759X4 MALE TEE	015486	2
31	PLUG, 1/4-18 NPT W/EXTERNAL THREAD	096221	1
32	FITTING, 3/8JIC-1/4NPT 90L	015491	2
33	FITTING, 3/8 BARB TEE	015485	2
34	BOLT, M10X30-5.8-HEX HEAD FULL THREAD ZINC	F81003-2	8
35	COVER, HYDRAULIC BOX TOP	505948-1	1
36	BOLT, M10X20-5.8 HEX HEAD FULL THREAD ZINC	F81003-1	2
37	SWITCH, 2A 125V R-LEVER NO/NC/COM	014765	1
38	CAP, SR1086 22.2 HOLE	093544	2
39	FITTING, #6SAE 45 DEG ELBOW	015489	3
40	CLAMP, 11/16 WORM	061807	14
41	PLUG KIT FOR 500508	505060	1
42	HYDRAULIC AC 5.5KW- 2 PUMPS	532190-M	1
-	LEG, LEFT STATIONARY ADJUSTABLE	501639	4
43	TUBE WELDMENT, ADJUSTABLE LEG	507715-1	1
44	FOOT	586948-1	1
45	WASHER, 21 FLAT ZINC	F81059-2	2

HYDRAULIC SYSTEM

Hydraulic Control Box, LT40/70 AC 14-Section

REF.	DESCRIPTION (◆ indicates parts available in assemblies only)	PART #	QTY
46	NUT, M20-8- HEX ZINC	F81037-1	2
47	WASHER, 10.5 FLAT ZINC	F81055-1	4
48	BOLT, M10X25-8.8 HEX HEAD FULL THREAD ZINC	F81003-11	4
49	NUT M10 ZC 8 NYLOCK DIN 982 ISO 7040	F81033-1	4
50	PLATE, HYDRAULIC HOSE COVER - COMPLETE	504261-1	1
51	WASHER, 8.4 FLAT ZINC	F81054-1	8
52	NUT, M8-8-B HEX NYLON ZINC LOCK	F81032-2	4
53	BOLT, M8X20-5.8 HEX HEAD FULL THREAD ZINC	F81002-1	4
54	CONTACT ASSEMBLY, AC NEGATIVE	086624	1
55	CONTACT ASSEMBLY, AC POSITIVE	086625	1
56	HOSE, 2T 3/8X0.533 W9/16UNF-W9/16UNF HYDRAULIC	087775	1
57	HOSE, 2T3/8X1.100 W9/16UNF-W9/16UNF HYDRAULIC	093153	1
58	HOSE, 2T 3/8X0.533 W9/16UNF-W9/16UNF HYDRAULIC	094782	1
59	H22	505338	1
60	PLATE, RUBBER COVER MOUNT	540994-1	1
61	FITTING, 3/8 O-RING-3/8JIC	014687	4
62	FITTING, #4SAE-#6SAE 45 DEG ELBOW	015488	6
63	FITTING, 1/4JIC-3/8 O-RING	P26284	10
64	FITTING, 8SAE-3/8JIC	P12703	4
65	GUARD, 7-SECTION HYD. VALVE RUBBER	510566	1
66	PLATE, RUBBER GUARD MOUNTING	510567-1	1
67	SCREW, #10-24 X 1/2 SELF-TAPPING	F05015-7	20

9.7 Hydraulic Control Box, LT40/70M Super (AC)



REF.	DESCRIPTION (◆ indicates parts available in assemblies only)	PART #	QTY
	HYDRAULIC CONTROL BOX - LT70M SUPER (AC)	097529	1
1	BOX, LT70M SUPER HYDRAULIC CONTROL	095690-1	1
2	MANIFOLD, W/FILTER	P22683	1
3	BOLT, 1/4-20X1/2 HEX HEAD	F05005-15	2
4	WASHER 6.1 ZC SPRING LOCK DIN 127	F81053-3	2
5	FITTING, 1/2NPT-3/8 BARB ELBOW	P12707	2
6	CLAMP, 11/16 WORM	P12739	6
7	VALVE, HYDR. 7 STATION EXP.12V	025688	2
8	FITTING, 3/8 O-RING-3/8JIC	014687	2
9	FITTING, #8 SAE X #8 JIC	028076	2
10	FITTING, 1/4JIC-3/8 O-RING	P26284	6
11	FITTING, 8SAE-3/8JIC	P12703	2

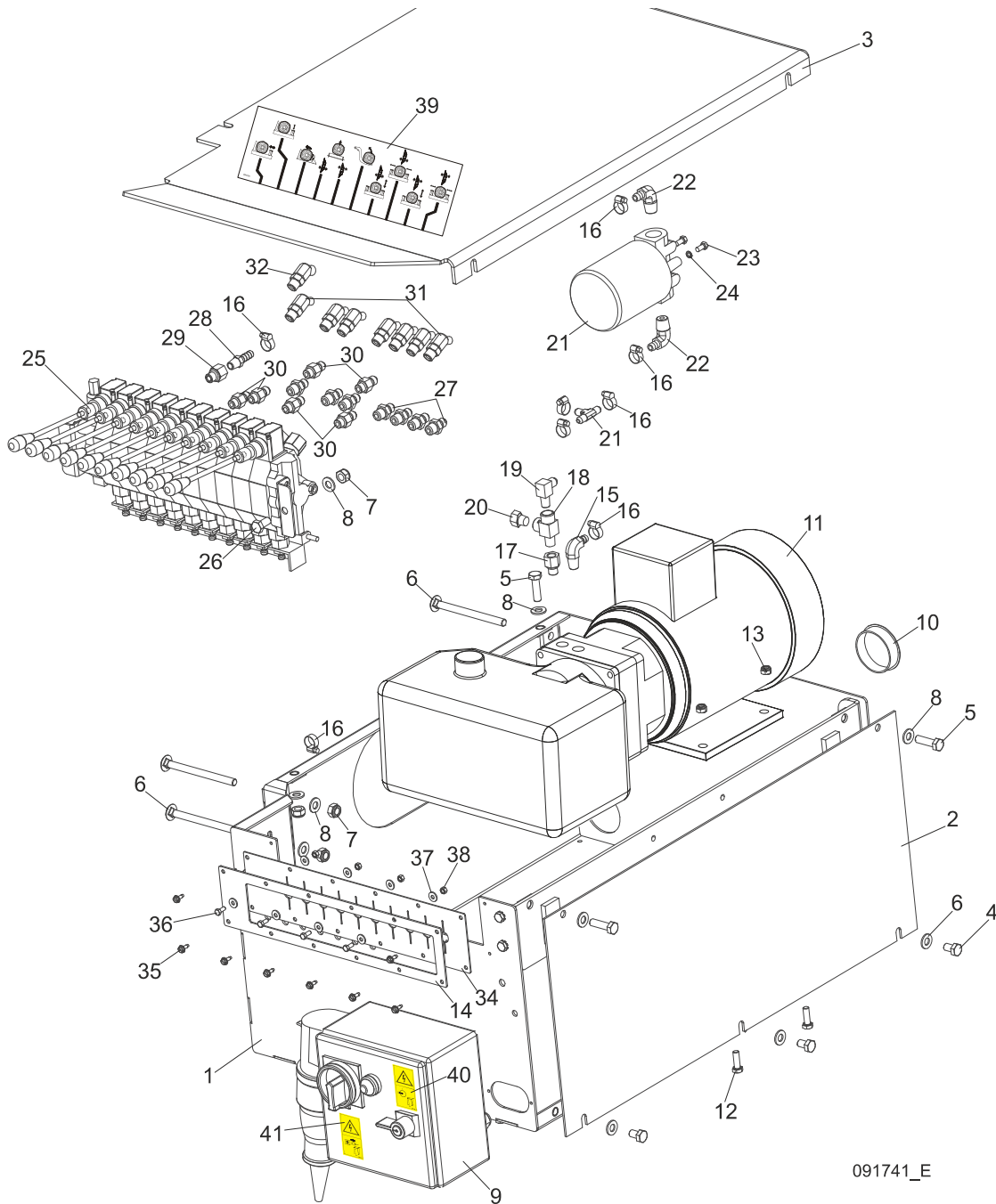


HYDRAULIC SYSTEM

Hydraulic Control Box, LT40/70M Super (AC)

12	FITTING , 8 SAE-3/8 JIC	036759	2	
13	BAR, LT70M SUPER HYDRAULIC VALVE STATION	095686-1	1	
14	BOLT, M8X20-8.8-B HEX HEAD FULL THREAD ZINC	F81002-4	4	
15	WASHER, 8.4 FLAT ZINC	F81054-1	8	
16	BOLT, M10X35-8.8 HEX HEAD FULL THREAD ZINC	F81003-17	2	
17	WASHER, 10.5 FLAT ZINC	F81055-1	14	
18	NUT M10 ZC 8 NYLOCK DIN 982 ISO 7040	F81033-1	4	
19	BOLT, M10X120 8.8 CARRIAGE ZINC	F81003-33	2	
20	BOLT, M6X16-8.8 HEX HEAD FULL THREAD ZINC	F81001-15	8	
21	WASHER, 6.4 FLAT ZINC	F81053-1	10	
22	BOLT, 3/8-16 X 1 1/2" HEX HEAD	F05007-3	8	
23	NUT, M6-8-B HEX NYLON ZINC LOCK	F81031-2	2	
24	PUMP, AC-4KW (Q=14,5L/MIN.) HYDRAULIC W/MOTOR	500958	1	
	MOTOR, AC-4KW HYDRAULIC PUMP	092258	1	
	PUMP, AC-4KW HYDRAULIC	097782	1	
	PLATE, AC-4KW HYDRAULIC CONNECTING	097783	1	
	SEAL, AC-4KW HYDRAULIC COMPLETE	097784	1	
25	COVER, M SUPER HYDRAULIC BOX	501434-1	1	
26	BOLT M8X30 HH ZC FT 8.8 DIN 933	F81002-7	3	
27	NUT, M8-8-B HEX NYLON ZINC LOCK	F81032-2	3	
28	FITTING, 6SAE MALE-1/4NPT FEMALE	014686	1	
29	FITTING, 3/8NPT-3/8 BARB ELBOW	P12708	1	
30	FITTING, C3759X4 MALE	P09141	1	
31	FITTING, C3759X4 MALE TEE	015486	1	
32	FITTING, 3/8JIC-1/4NPT 90L	015491	2	
33	FITTING, 3/8 BARB TEE	015485	1	
34	PLUG, 1/4-18 NPT W/EXTERNAL THREAD	096221	1	
35	COIL, 24V DC	025835	30	
36	VALVE CONNECTOR, WITH BUILT-IN LED	094556	30	
	COVER, LT70M SUPER HYDRAULIC BOX	097528-1	1	

9.8 Hydraulic Control Box, LT40/70 Series AHS2/3/4



091741_E

REF.	DESCRIPTION (◆ indicates parts available in assemblies only)	PART #	QTY
	BOX ASSEMBLY, LT40 AH5 HYDRAULIC CONTROL	529930 ¹	1
	BOX ASSEMBLY, LT40 AH5 HYDRAULIC CONTROL	527085 ²	1
1	BOX WELDMENT, HYDRAULIC PUMP HOUSING	545691-1	1
	BRACKET, AC HYDRAULIC BOX MOUNT - COMPLETE	086518-1	1
	BOLT, M8X20-8.8-B HEX HEAD FULL THREAD ZINC	F81002-4	4
	WASHER, 8.4 EXTERIOR STAR LOCK ZINC	F81054-3	4
2	COVER, AC HYDRAULIC BOX FRONT	086484-1	1
3	COVER, AC/DC HYDRAULIC PUMP HOUSING TOP	091734-1	1
4	BOLT, M10X16-8.8 HEX HEAD FULL THREAD ZINC	F81003-13	3



HYDRAULIC SYSTEM

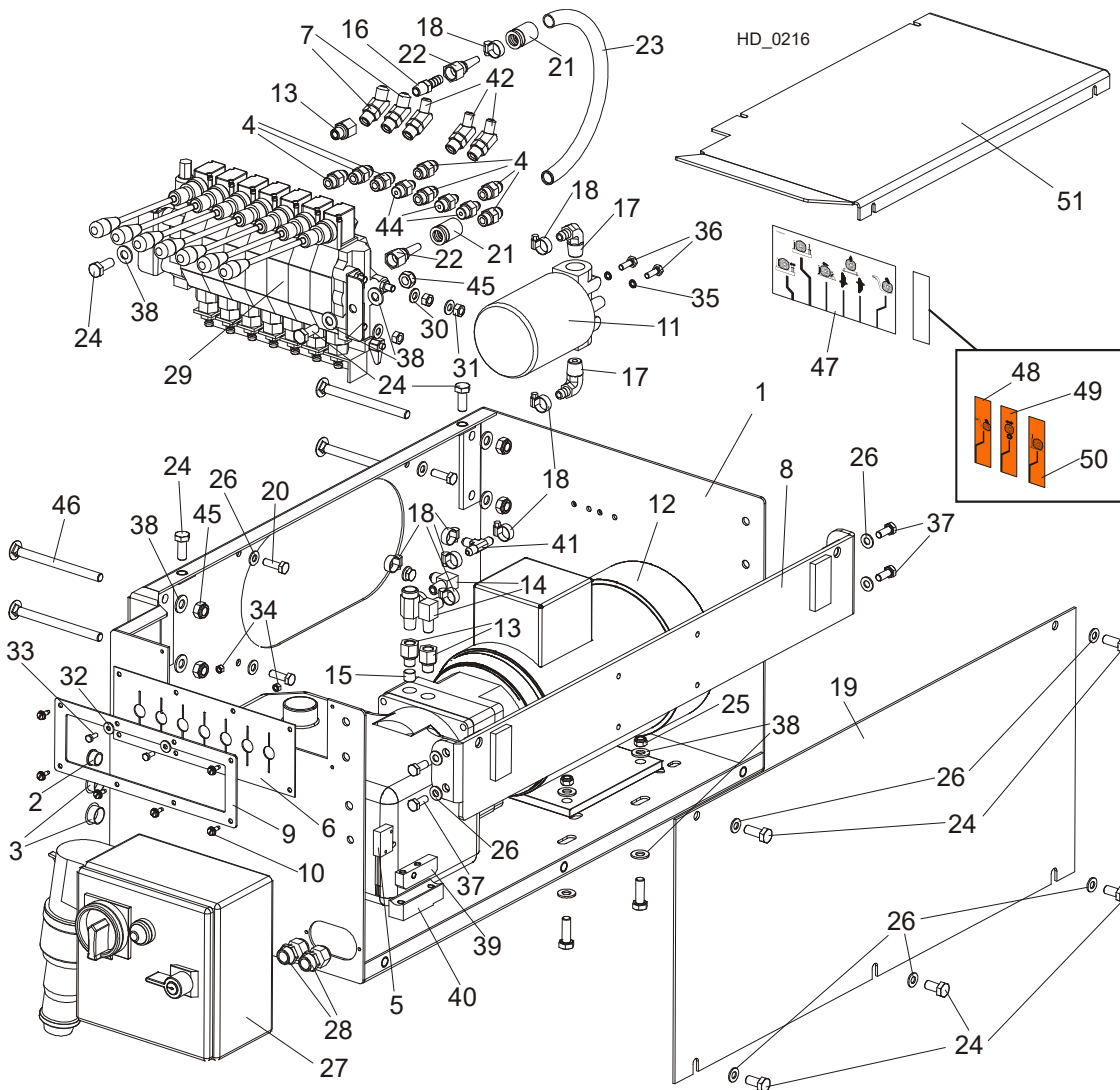
Hydraulic Control Box, LT40/70 Series AHS2/3/4

5	BOLT, M10X35-8.8 HEX HEAD FULL THREAD ZINC	F81003-17	4	
6	BOLT, M10X125 8.8 CARRIAGE ZINC	F81003-34	4	
7	NUT M10 ZC 8 NYLOCK DIN 982 ISO 7040	F81033-1	6	
8	WASHER, 10.5 FLAT ZINC	F81055-1	13	
9	BOX, LT40/70 ELECTRICAL	566251	1	
	DOOR, 566251 200X300X150 ELECTRICAL BOX	084686	1	
	SWITCH, AAB OT16E3	089801	1	
	CONTACTOR, LC1K0910B7	084451	1	
	SWITCH, C60N 24395	084454	1	
	CIRCUIT BREAKER, C60N 1P 2A 24396	088278	1	
	PHASE SUPPLY CONTROL RELAY, 72.31.8.400.0000	501016	1	
	TIME RELAY, RELPOL MT-TUA-17S-11-92	501015	1	
	THERMAL OVERLOAD RELAY, LR2 K0316	084456	1	
10	CAP, HSA2790 (63.6 DIA.)	092859	1	
11	PUMP, AC.5,5KW 18.5L/MIN HYDRAULIC W/MOTOR	517840	1	
12	BOLT M8X30 HH ZC FT 8.8 DIN 933	F81002-7	4	
13	NUT, M8-8-B HEX NYLON ZINC LOCK	F81032-2	4	
14	PLATE, 10-SECTION VALVE PAINTED	091826-1	1	
15	FITTING, 3/8NPT-3/8 BARB ELBOW	P12708	1	
16	CLAMP, 11/16 WORM	P12739	8	
17	FITTING, 6SAE MALE-1/4NPT FEMALE	014686	1	
18	FITTING, C3759X4 MALE TEE	015486	1	
19	FITTING, 3/8JIC-1/4NPT 90L	015491	1	
20	PLUG, 1/4-18 NPT W/EXTERNAL THREAD	096221	1	
21	MANIFOLD, W/FILTER	P22683	1	
22	FITTING, 1/2NPT-3/8 BARB ELBOW	P12707	2	
23	BOLT, 1/4-20X1/2 HEX HEAD	F05005-15	2	
24	WASHER 6.1 ZC SPRING LOCK DIN 127	F81053-3	2	
25	VALVE, HDS11/10-6 10-SECTION	091344	1	
26	BOLT, M10X20-5.8 HEX HEAD FULL THREAD ZINC	F81003-1	2	
27	FITTING, 1/4JIC-3/8 O-RING	P26284	7	
28	FITTING, 1/4NPT-3/8 BARB	014685	1	
29	FITTING, 6SAE MALE-1/4NPT FEMALE	014686	1	
30	FITTING, 3/8 O-RING-3/8JIC	014687	6	
31	FITTING, #4SAE-#6SAE 45 DEG ELBOW	015488	7	
32	FITTING, #6SAE 45 DEG ELBOW	015489	1	
33	PLATE, 10-SECTION VALVE PAINTED	091826-1	1	
34	GUARD, 10-SECTION RUBBER HYDRAULIC VALVE	091739	1	
35	SCREW, #10-24 X 1/2 SELF-TAPPING	F05015-7	8	
36	BOLT, M5X12-5.8 HEX HEAD FULL THREAD ZIN	F81000-5	4	
37	WASHER, 5.5 SPECIAL FLAT ZINC-PLATED	F81052-3	8	
38	NUT, M5-8 HEX ZINC	F81030-1	4	
39	DECAL, DH5 HYDRAULIC CONTROL BOX	094795	1	
	DECAL, DH7 HYDRAULIC CONTROL BOX	094970	1	
40	DECAL, HAZARDOUS VOLTAGE INSIDE THE ELECTRICAL BOX	096316	1	
41	DECAL, REMOVE THE PLUG BEFORE OPENING THE BOX (PICTOGRAM)	096319	1	

¹ Belongs to LT40/70 AHS2

² Belongs to LT40/70 AHS3/4

9.9 Hydraulic Control Box, LT40/70 AHS2



REF.	DESCRIPTION (◆ indicates parts available in assemblies only)	PART #	QTY
	BOX, AH 7-SECTION LT40/70 HYDRAULIC CONTROL	510563	1
1	BOX WELDMENT, 7-SECTION HYDRAULIC	555345-1	1
2	BUSHING, 15.9 UB625 NYLON	086816	1
3	CAP, SR1086 22.2 HOLE	093544	2
4	FITTING, 3/8 O-RING-3/8JIC	014687	7
5	SWITCH, 2A 125V R-LEVER NO/NC/COM	014765	1
6	GUARD, 7-SECTION HYD. VALVE RUBBER	510566	1
7	FITTING, #6SAE 45 DEG ELBOW	015489	2
8	BRACKET, AC HYDRAULIC BOX MOUNT - COMPLETE	086518-1	1
9	PLATE, RUBBER GUARD MOUNTING	510567-1	1
10	SCREW, #10-24x1/2 SELF-TAPPING	F05015-7	5
11	MANIFOLD, W/FILTER	P22683	1
12	PUMP, AC.5,5KW 18.5L/MIN HYDRAULIC W/MOTOR	517840	1
13	FITTING, 6SAE MALE-1/4NPT FEMALE	014686	3
14	FITTING, 3/8JIC-1/4NPT 90L	015491	2
15	PLUG, 1/4-18 NPT W/EXTERNAL THREAD	096221	2



HYDRAULIC SYSTEM

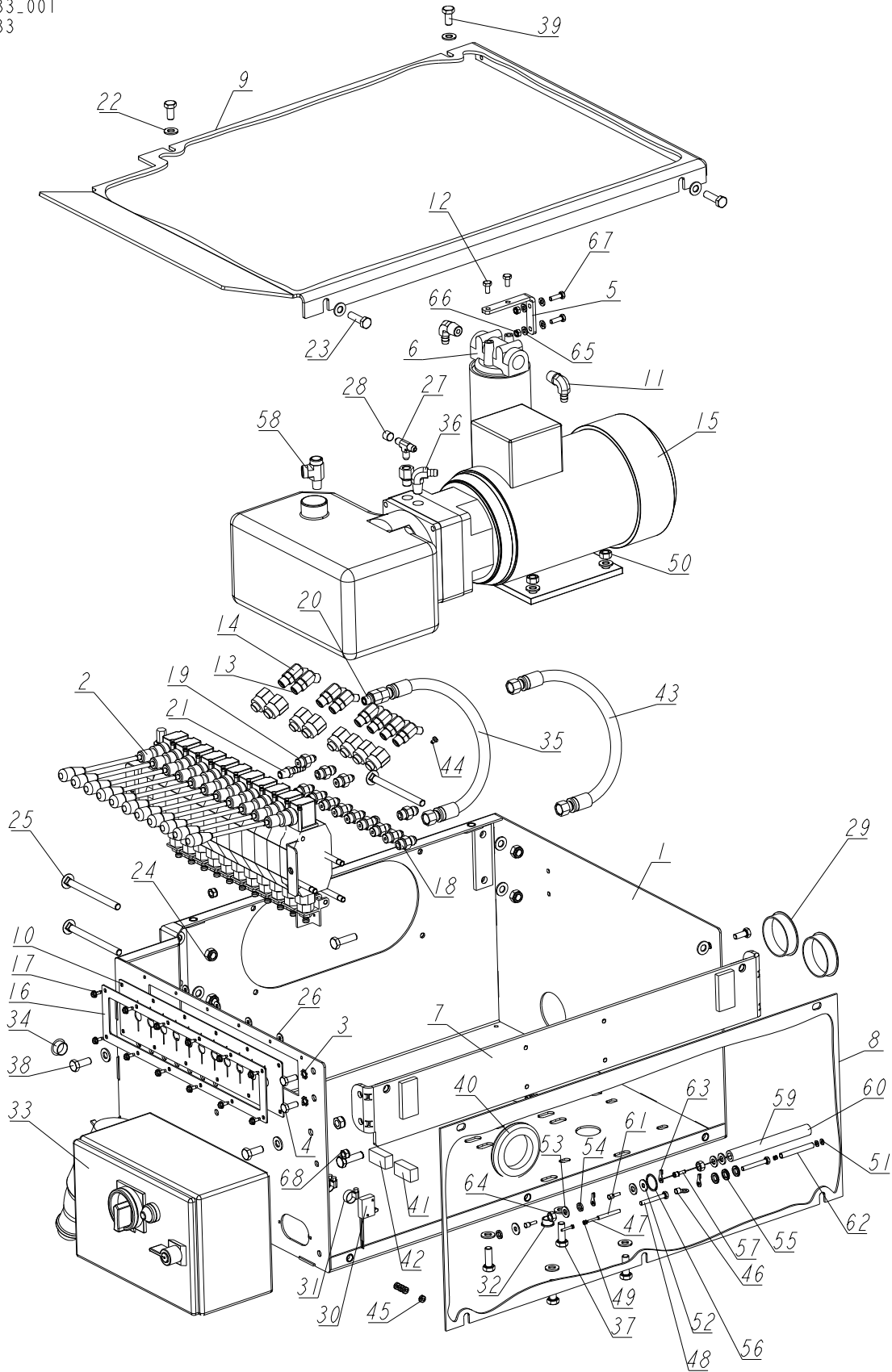
Hydraulic Control Box, LT40/70 AHS2

16	FITTING, 1/4NPT-3/8 BARB	014685	1	
17	FITTING, 1/2NPT-3/8 BARB ELBOW	P12707	2	
18	CLAMP, 11/16 WORM	061807	8	
19	COVER, AC HYDRAULIC BOX FRONT	086484-1	1	
20	BOLT, M8x25-8.8-B HEX HEAD FULL THREAD ZINC	F81002-5	4	
	HOSE, 2T 3/8X0.533 W9/16UNF-W9/16UNF HYDRAULIC	087775	1	
21	CRIMP SOCKET 3/8" HYDRAULIC HOSE	085901	2	
22	FITTING, JIC 9/16-18 HYDRAULIC	085900	2	
23	HOSE, 3/8" (C/S-20MPa)P/N8106-6-06 HYDRAULIC	R02132	1	
24	BOLT, M10X25-8.8 HEX HEAD FULL THREAD ZINC	F81003-11	6	
25	NUT, M8-8-B HEX NYLON ZINC LOCK	F81032-2	4	
26	WASHER, 8.4 FLAT ZINC	F81054-1	13	
27	BOX, LT40/70 ELECTRICAL	566251	1	
	DOOR, 566251 200x300x150 ELECTRIC BOX	084686	1	
28	GLAND, DW11/H CABLE	085388	2	
29	VALVE, 7-SECTION AC HYDRAULIC	510560	1	
30	WASHER, 8.4 FLAT ZINC	F81054-1	6	
31	NUT M8 ZC 8 DIN 934	F81032-1	6	
32	WASHER, 5.5 SPECIAL FLAT ZINC	F81052-3	2	
33	BOLT, M5X12-5.8 HEX HEAD FULL THREAD ZINC	F81000-5	2	
34	NUT, M5-8 HEX ZINC	F81030-1	2	
35	WASHER 6.1 ZC SPRING LOCK DIN 127	F81053-3	2	
36	BOLT, 1/4-20X3/4 FT HHC	F05005-1	2	
37	BOLT, M8x20-8.8-B HEX HEAD FULL THREAD ZINC	F81002-4	4	
38	WASHER, 10.5 FLAT ZINC	F81055-1	16	
39	CONTACT, HYDRAULIC POWER SUPPLY (POSITIVE)	015253	1	
40	CONTACT, HYDRAULIC POWER SUPPLY (GROUND)	015264	1	
41	FITTING, 3/8 BARB TEE	015485	1	
42	FITTING, #4SAE-#6SAE 45 DEG ELBOW	015488	3	
43	BOLT, M10X30-5.8-HEX HEAD FULL THREAD ZINC	F81003-2	4	
44	FITTING, 1/4JIC-3/8 O-RING	P26284	3	
45	NUT M10 ZC 8 NYLOCK DIN 982 ISO 7040	F81033-1	6	
46	BOLT, M10X125 8.8 CARRIAGE ZINC	F81003-34	4	
47	DECAL, HYDRAULIC CONTROL SUPER 097 (ENGLISH)	015364-A1	1	
48	DECAL, ADDITIONAL HYDRAULIC SECTION - LOG LOADER	511426 ¹	1	
49	DECAL, ADDITIONAL HYDRAULIC SECTION - POWER ROLLER	511427 ¹	1	
50	DECAL, ADDITIONAL HYDRAULIC SECTION - SIDE SUPPORT	511428 ¹	1	
51	COVER, AC HYDRAULIC BOX TOP	086485-1	1	

¹ Depending on order

9.10 Hydraulic Control Box, AC 11-Section

528383_001
 528383



HYDRAULIC SYSTEM

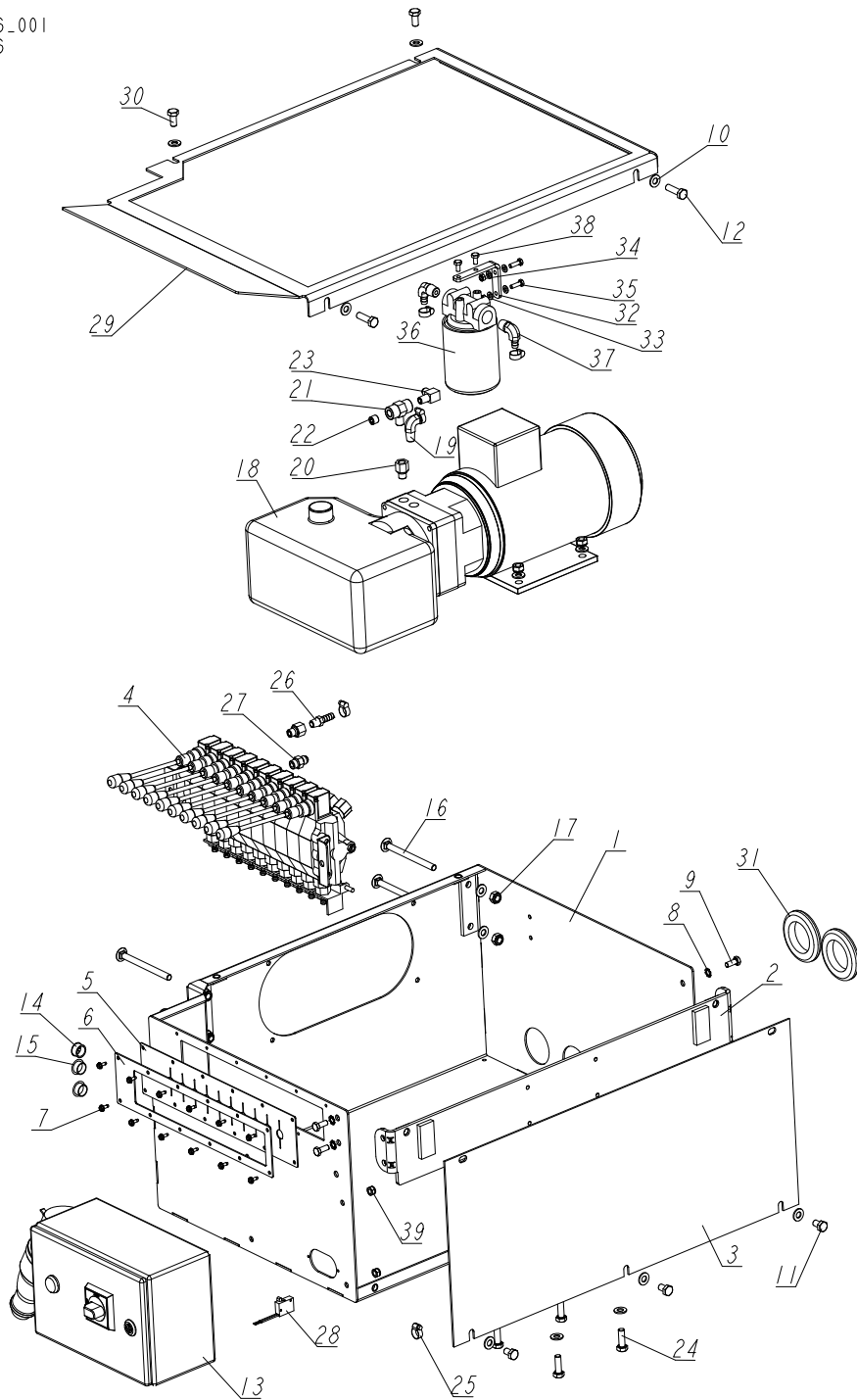
Hydraulic Control Box, AC 11-Section

REF.	DESCRIPTION (◆ indicates parts available in assemblies only)	PART #	QTY
-	BOX, AH 11-SECTION HYDRAULIC	528383	1
1	BOX WELDMENT, HYDRAULIC	545691-1	1
2	VALVE, HDS11/10 11-SECTION HYDRAULIC	510568	1
3	WASHER, 8.4 EXTERIOR STAR LOCK ZINC	F81054-3	4
4	BOLT, M8X20-8.8-B HEX HEAD FULL THREAD ZINC	F81002-4	4
5	BRACKET, OIL FILTER	550029-1	1
6	MANIFOLD, W/FILTER	P22683	1
7	BRACKET, AC HYDRAULIC BOX MOUNT - COMPLETE	086518-1	1
8	COVER, AC HYDRAULIC BOX FRONT	086484-1	1
9	COVER, AC/DC HYDRAULIC PUMP HOUSING TOP	091734-1	1
10	COVER, 11-SECTION VALVE RUBBER	518926	1
11	FITTING, 1/2NPT-3/8 BARB ELBOW	P12707	2
12	BOLT, 1/4-20X1/2 HEX HEAD	F05005-15	2
13	FITTING, #6SAE 45 DEG. ELBOW	015489	3
14	FITTING, #4SAE-#6SAE 45 DEG ELBOW	015488	6
15	PUMP, AC-4KW (Q=14.5L/MIN.) HYDRAULIC W/MOTOR	500958	1
16	COVER, 11-SECTION VALVE GUARD	510571-1	1
17	SCREW, #10-24 X 1/2 SELF-TAPPING	F05015-7	12
18	FITTING, 3/8 O-RING-3/8JIC	014687	3
19	FITTING, 1/4JIC-3/8 O-RING	P26284	10
20	FITTING, 6SAE MALE-1/4NPT FEMALE	014686	2
21	FITTING, 1/4NPT-3/8 BARB	014685	1
22	WASHER, 10.5 FLAT ZINC	F81055-1	21
23	BOLT, M10X35-8.8 HEX HEAD FULL THREAD ZINC	F81003-17	8
24	NUT M10 ZC 8 NYLOCK DIN 982 ISO 7040	F81033-1	6
25	BOLT, M10X125 8.8 CARRIAGE ZINC	F81003-34	4
26	WASHER, 5.5 SPECIAL FLAT ZINC	F81052-3	4
27	FITTING, 3/8 BARB TEE	015485	1
28	PLUG, 1/4-18 NPT W/EXTERNAL THREAD	096221	1
29	CAP, HSA2790 (63.6 DIA.)	092859	2
30	SWITCH, 2A 125V R-LEVER NO/NC/COM	014765	1
31	CLAMP, 11/16 WORM	061807	4
32	BUSHING, 15.9 UB625 NYLON	086816	1
33	BOX, LT40/70 ELECTRICAL	566251	1
	DOOR, 566251 200x300x150 ELECTRIC BOX	084686	1
34	CAP, SR1086 22.2 HOLE	093544	1
35	HOSE, 2T 3/8X0.533 W9/16UNF-W9/16UNF HYDRAULIC	094782	1
36	FITTING, 3/8NPT-3/8 BARB ELBOW	P12708	1
37	BOLT, DIN 933-M10X30 8.8-A2E	F81003-111	4
38	BOLT, M10X25-8.8 HEX HEAD FULL THREAD ZINC	F81003-11	2
39	BOLT, ISO 4017-M10X20-8.8-A2E HEX HEAD	F81003-53	2
40	GROMMET, 55MM DIA. RUBBER	085614	2
41	CONTACT ASSEMBLY, AC NEGATIVE	086624	1
42	CONTACT ASSEMBLY, AC POSITIVE	086625	1
43	HOSE, 2T 3/8X0.533 W9/16UNF-W9/16UNF HYDRAULIC	087775	1
44	NOZZLE, D092 1MM DIA.PROPANE&BUTANE	091007	1
45	NUT, #10-24 SELF-LOCKING HEX	F05010-14	4

REF.	DESCRIPTION (◆ indicates parts available in assemblies only)	PART #	QTY	
46	TERMINAL, KO1/8 RING	F05092-7	1	
47	SCREW, M3X20-5.8-A ZINC	F81000-8	2	
48	BOLT, M6X45-8.8-HEX HEAD ZINC	F81001-6	2	
49	NUT, M3-6 ZINC	F81028-2	2	
50	NUT M10 ZC 8 DIN 934	F81033-3	4	
51	WASHER 4.3 ZC DIN 126 ISO 7091	F81051-2	2	
52	WASHER, 6.5 SPECIAL FLAT ZINC	F81053-11	2	
53	WASHER, 8.4 FLAT ZINC	F81054-1	4	
54	WASHER 8,2 SPLIT LOCK ZINC	F81054-4	3	
55	WASHER, Z 10.2 SPLIT LOCK ZINC	F81055-2	4	
56	WASHER, 22X26 COPPER	F81061-5	1	
57	FERRULE, HI 1/6 WIRE	F81083-3	9	
58	FITTING, C3759X4 MALE	P09141	1	
59	HOSE, 3/8" LOW PRESSURE HYDRAULIC	R01892-1	1	
60	CABLE, LGY 1MM2 RED	R80583-2	1	
61	CABLE, OLFLEX 400P 4G1 (DRUM)	R80583-6	1	
62	HOSE, PCV 8X1 BLACK	R80610-1	1	
63	TERMINAL, KO 2.5/5 RING	F81064-1	3	
64	NUT M8 ZC 8 DIN 934	F81032-1	2	
65	WASHER, 6.4 FLAT ZINC	F81053-1	4	
66	NUT, M6-8-B HEX NYLON ZINC LOCK	F81031-2	2	
67	BOLT, M6X20 8.8 HEX HEAD FULL THREAD ZINC	F81001-2	2	
68	NUT, M8-8-B HEX NYLON ZINC LOCK	F81032-2	4	

9.11 Hydraulic Control Box, LT40/LT70 AC 10-Section

506446_001
506446

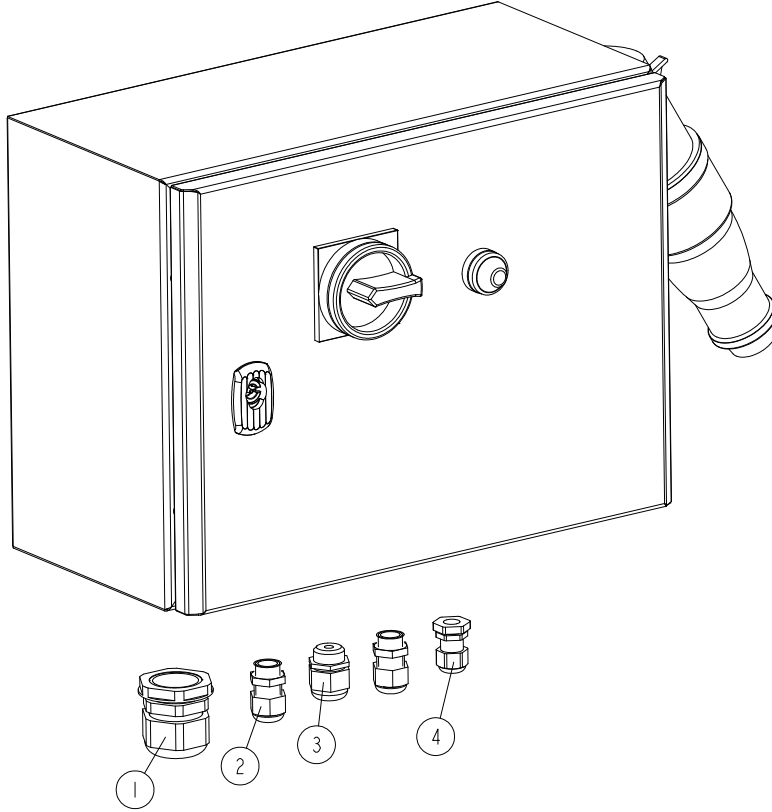


REF.	DESCRIPTION (◆ indicates parts available in assemblies only)	PART #	QTY
-	BOX, 10-SECTION LT40/70AC BX24 HYDRAULIC - COMPLETE	506446	1
1	BOX WELDMENT, HYDRAULIC	545691-1	1
2	BRACKET, AC HYDRAULIC BOX - COMPLETE	086518-1	1
3	PANEL, AC HYDRAULIC BOX FRONT	086484-1	1

REF.	DESCRIPTION (◆ indicates parts available in assemblies only)	PART #	QTY
4	VALVE, HDS11/10-6 10-SECTION	091344SUB	1
5	GUARD, 10-SECTION RUBBER HYDRAULIC VALVE	091739	1
6	PLATE, 10-SECTION VALVE	091826-1	1
7	#10-24X1/2 SLF TP SC	F05015-7	12
8	WASHER, 8.4 EXTERIOR STAR LOCK ZINC	F81054-3	4
9	BOLT, M8X20 8.8 HEX HEAD FULL THREAD ZINC	F81002-4	4
10	WASHER, 10.5 FLAT ZINC	F81055-1	19
11	BOLT, M10X16-8.8 HEX HEAD FULL THREAD ZINC	F81003-13	3
12	BOLT, M10X35 8.8 HEX HEAD FULL THREAD ZINC	F81003-17	2
13	BOX, LT40/70 ELECTRICAL	566251-M	1
14	GROMET, WIRE	P04137	1
15	CAP, SR1086 22.2 HOLE	093544	2
16	BOLT, M10X125 8.8 CARRIAGE ZINC	F81003-34	4
17	NUT, M10-8-B HEX NYLON ZINC LOCK	F81033-1	8
18	PUMP, AC-4KW (Q=14.5 L/MIN) HYDRAULIC W/MOTOR	500958	1
19	FITTING, 3/8NPT-3/8 BARB ELBOW	P12708	1
20	FITTING, 6SAE MALE-1/4NPT FEMALE	014686	2
21	FITTING, 1/4 BRANCH TEE	015486	1
22	PLUG, 1/4-18 NPT BLANK	096221	1
23	FITTING, 3/8JIC-1/4NPT 90L	015491	1
24	BOLT, M10X30-8.8 HEX HEAD FULL THREAD ZINC	F81003-2	4
25	CLAMP, 11/16 WORM	061807	7
26	FITTING, 1/4NPT-3/8 BARB	014685	1
27	FITTING, 3/8 O-RING-3/8JIC	014687	1
28	SWITCH, 2A 125V R-LEVER NO/NC/COM	014765	1
29	COVER, AC/DC HYDRAULIC CONTROL BOX	091734-1	1
30	BOLT, ISO 4017-M10X20-8.8-A2E HEX HEAD	F81003-53	2
31	GROMMET, 55MM DIA. RUBBER	085614	2
32	BRACKET, OIL FILTER	550029-1	1
33	WASHER, 6.4 FLAT ZINC	F81053-1	4
34	NUT, M6-8-B HEX NYLON ZINC LOCK	F81031-2	2
35	BOLT, M6X20 8.8 HEX HEAD FULL THREAD ZINC	F81001-2	2
36	MANIFOLD, W/FILTER	P22683	1
37	FITTING, 1/2NPT-3/8 BARB ELBOW	P12707	2
38	BOLT, 1/4-20X1/2 HEX HEAD	F05005-15	2
39	NUT, M8-8-B HEX NYLON ZINC LOCK	F81032-2	4

9.12 Hydraulic Electrical Box, AC

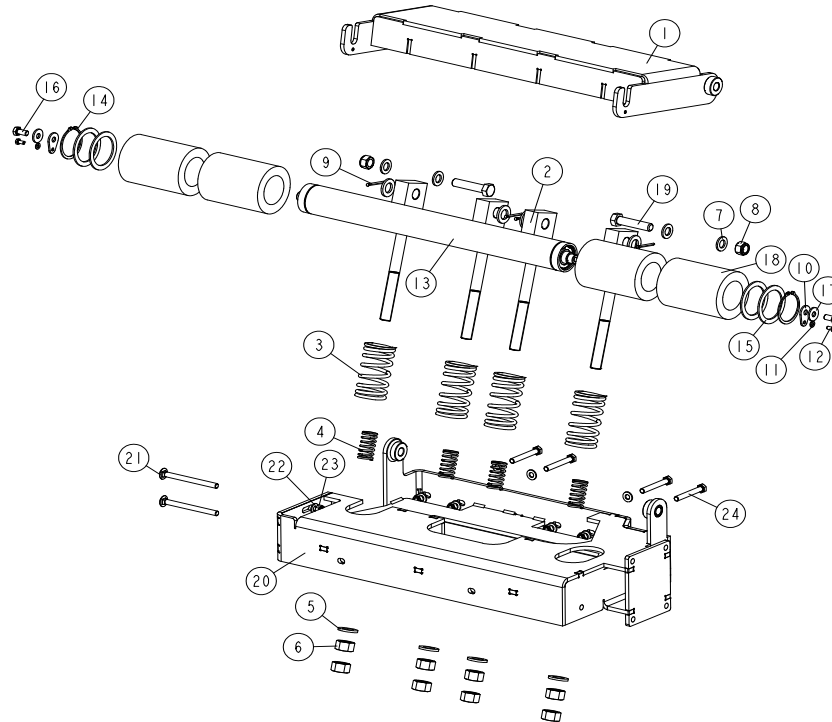
557003-RC_001
557003-RC



REF.	DESCRIPTION (◆ indicates parts available in assemblies only)	PART #	QTY	
-	BOX, AC ELECTRICAL	557003-RC	1	
1	SEAL, DP 29/H GLAND	F81096-1	1	
2	GLAND, DW11/H CABLE	085388	2	
3	GLAND, DP 13/H CABLE	F81096-4	1	
4	CABLE GLAND DP9/H	F81096-2	1	

9.13 Shock Absorber Assembly - Option for Sawmills Equipped with Hydraulics

550191_001
550191_MANUAL



REF.	DESCRIPTION (◆ indicates parts available in assemblies only)	PART #	QTY
-	SHOCK ABSORBER, SHORT	550191	1
-	SHORT ROLLER, SHOCK ABSORBER	550192	1
1	ROLLER PLATE, SHOCK ABSORBER	550189-1	1
2	ROD WELDMENT, BUMPER SPRING	510818-1	4
3	SPRING, 110X46X6.5 CUSHION	510815	4
4	SPRING, 60X23X3	088992	4
5	WASHER, 21 FLAT ZINC	F81059-2	8
6	NUT, M20-8- HEX ZINC	F81037-1	8
7	WASHER, 17 ZINC FLAT	F81058-1	4
8	NUT, M16-8 HEX NYLON ZINC LOCK	F81036-2	2
9	PIN, 4X30 COTTER ZINC-PLATED	F81043-22	4
10	WASHER, WM4000 ROLLER MOUNTING	510874-1	2
11	WASHER, 6.4 FLAT ZINC	F81053-1	2
12	BOLT M6X12 HH ZC FT 8.8 DIN 933	F81001-7	2
-	ROLLER W/RUBBER BUSHING	527048	1
13	ROLLER, FRAME M/S	527044-1	1
14	RING, Z60 OUTSIDE RETAINING	F81090-62	2
15	RING, 61/80X3 SPACER	515895	4
16	BOLT, M10X20-5.8 HEX HEAD FULL THREAD ZINC	F81003-1	2
17	WASHER, 10.5 SPECIAL FLAT ZINC	F81055-6	2

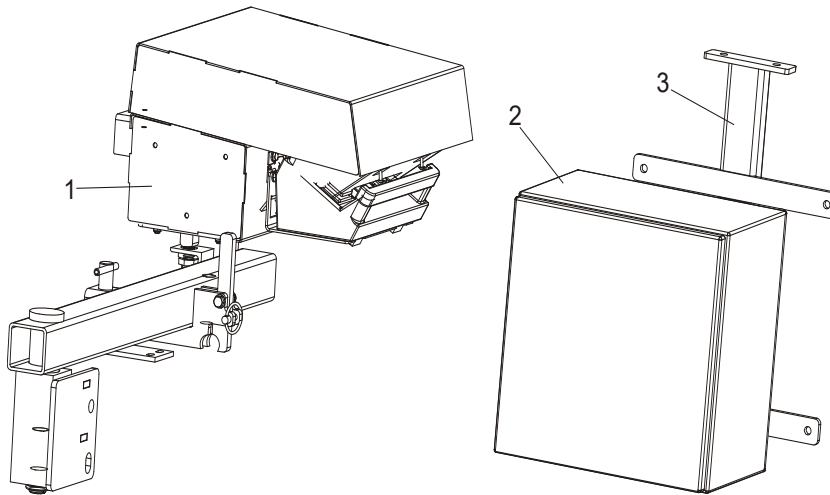


HYDRAULIC SYSTEM

Shock Absorber Assembly - Option for Sawmills Equipped with Hydraulics

REF.	DESCRIPTION (◆ indicates parts available in assemblies only)	PART #	QTY	
18	ROLLER, RUBBER	517493	4	
19	BOLT, M1 6X75-8.B-B HEX HEAD FULL THREAD	F81006-10	2	
20	FRAME, SHORT TABLE	550187-1	1	
21	BOLT, M10X125 8.8 CARRIAGE ZINC	F81003-34	2	
22	WASHER, 10.5 FLAT ZINC	F81055-1	10	
23	NUT M10 ZC 8 NYLOCK DIN 982 ISO 7040	F81033-1	6	
24	BOLT, M10X75-8.8 HEX HEAD ZINC	F81003-15	4	

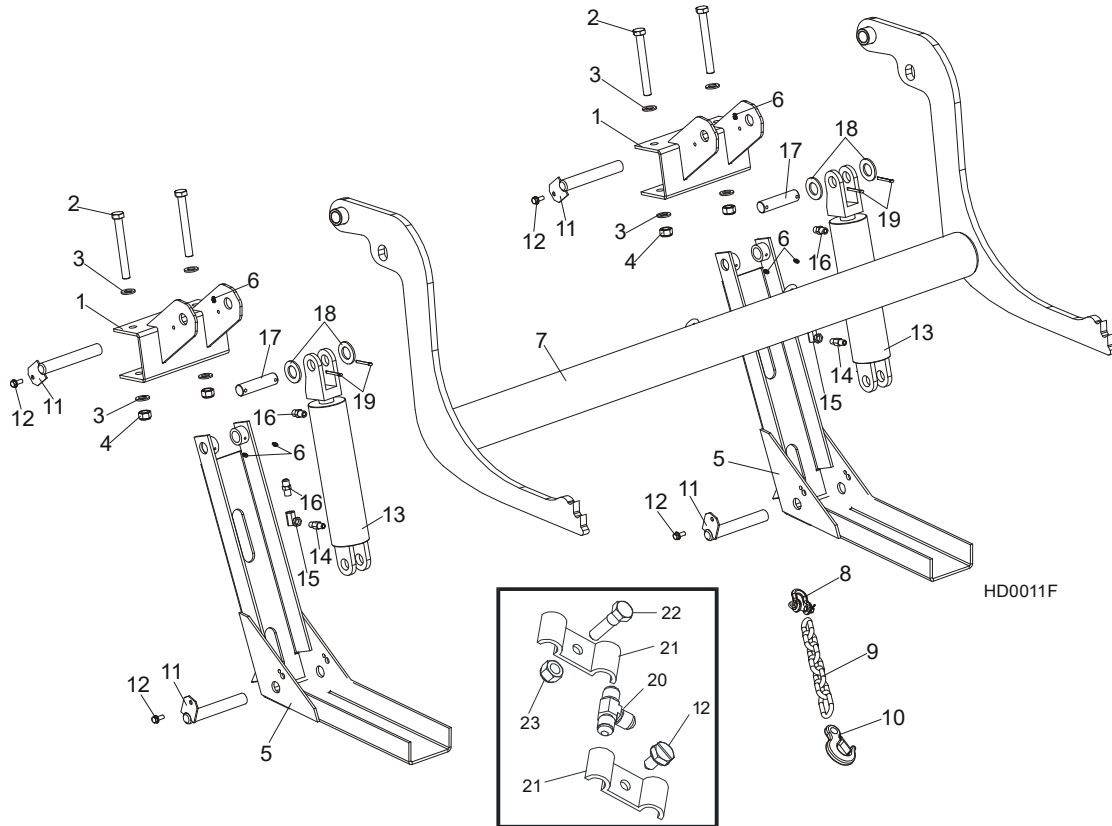
9.14 Wireless Control Assembly (Option)



70_007a

REF.	DESCRIPTION (◆ indicates parts available in assemblies only)	PART #	QTY
1	BOX ASSEMBLY, LT70M SUPER HYDRAULIC CONTROL	096999	1
2	ELECTRIC BOX, WIRELESS CONTROL	096989	1
3	BRACKET, WIRELESS CONTROL ELECTRIC BOX	096930-1	1

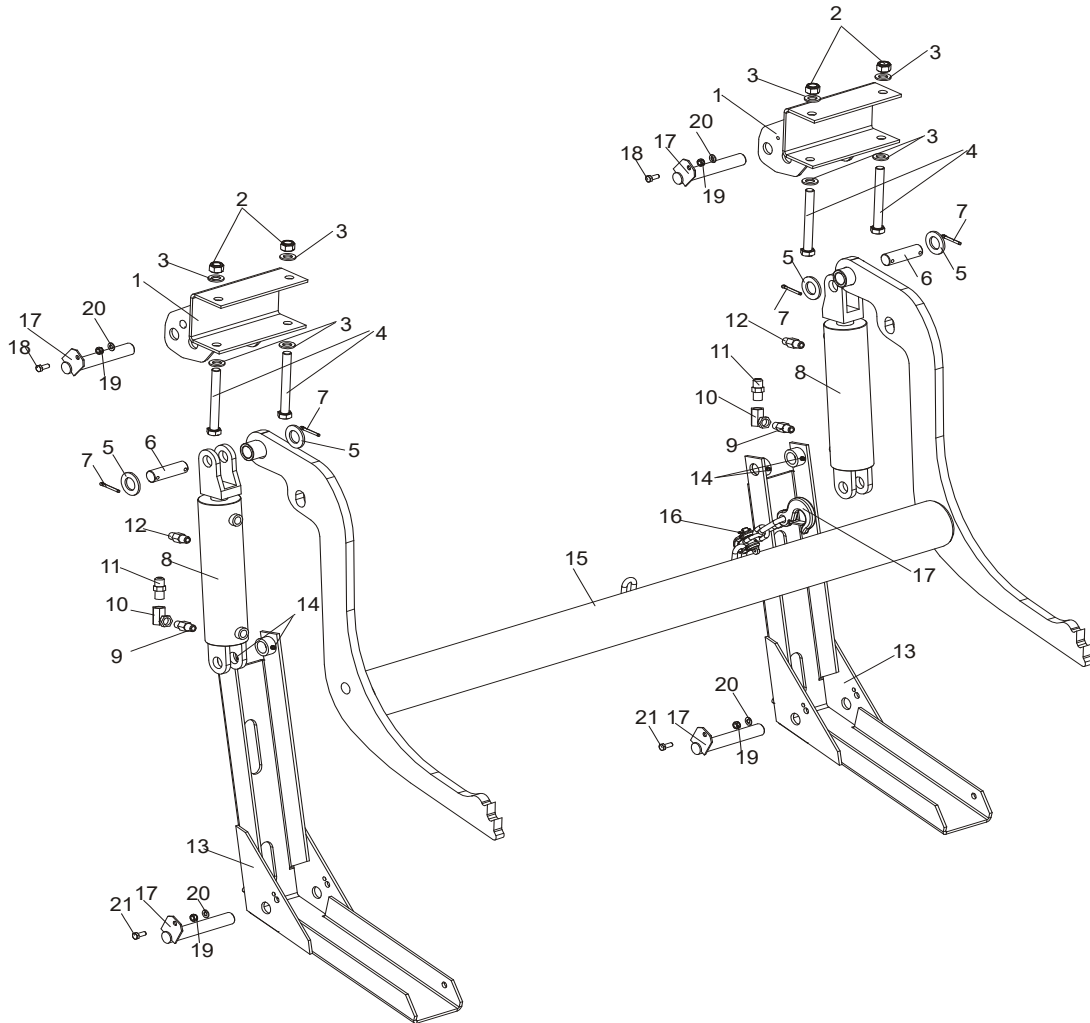
9.15 Hydraulic Log Loader, S/M Frame



REF.	DESCRIPTION (◆ indicates parts available in assemblies only)	PART #	QTY
	LOADER, 2-ARM HYDRAULIC LOG - COMPLETE	092863	1
1	BRACKET, HYDRAULIC LOG LOADER	087938-1	1
2	BOLT, M16X140-8.8 HEX HEAD ZINC	F81006-4	4
3	WASHER, 17 ZINC FLAT	F81058-1	8
4	NUT, M16-8 HEX NYLON ZINC LOCK	F81036-2	4
	CHANNEL, LOG LOADER FOOT - COMPLETE	090049	2
5	CHANNEL, LOG LOADER FOOT	090048-1	2
6	FITTING, 3/16X3/16 STRAIGHT GREASE	P04107	6
	LOADER, LOG - COMPLETE (9.5M FRAME)	090044	1
7	LOADER, LOG	090006-1	1
8	SHACKLE, M-D .63	086540	1
9	CHAIN, TIE DOWN ASSEMBLY	A04376	1
10	HOOK, 5/8 SAFTEY CHAIN	P12075	1
11	PIN WELDMENT, LOG LOADER PAINTED	W09446-1	4
12	BOLT, 5/16-18 X 3/4 SELF-TAPPING	F05015-30	4
	CYLINDER ASSY, LOG LOADING SUPER	015562	2
13	CYLINDER, CJ-S95-16-70/32/203 HYDRAULIC	088680	1
	GASKET, WM 70/32H178AU(088589)(088680)	589503-S	1
14	FITTING, 1/4NPT VELOCITY FUSE 5.0GPM	015750	2
15	FITTING, 1/4NPT-1/4JIC SWIVEL ELBOW	P12199	2
16	FITTING, 3/8" JIC - 1/4" NPT STRAIGHT	015560	4
17	PIN, HYDRAULIC CYLINDER ZINC-PLATED	086979-1	2

18	WASHER, 28 FLAT ZINC	F81061-1	4	
19	PIN, S-ZN 5X40 COTTER	F81043-31	4	
20	FITTING, 3/8 BARB TEE	015485	1	
21	CLAMP, 3/8 HOSE	016041	2	
22	BOLT, 5/16-18X1 HEX HEAD	F05006-1	1	
23	NUT, 5/16-18 NYLON LOCK HEX	F05010-58	1	

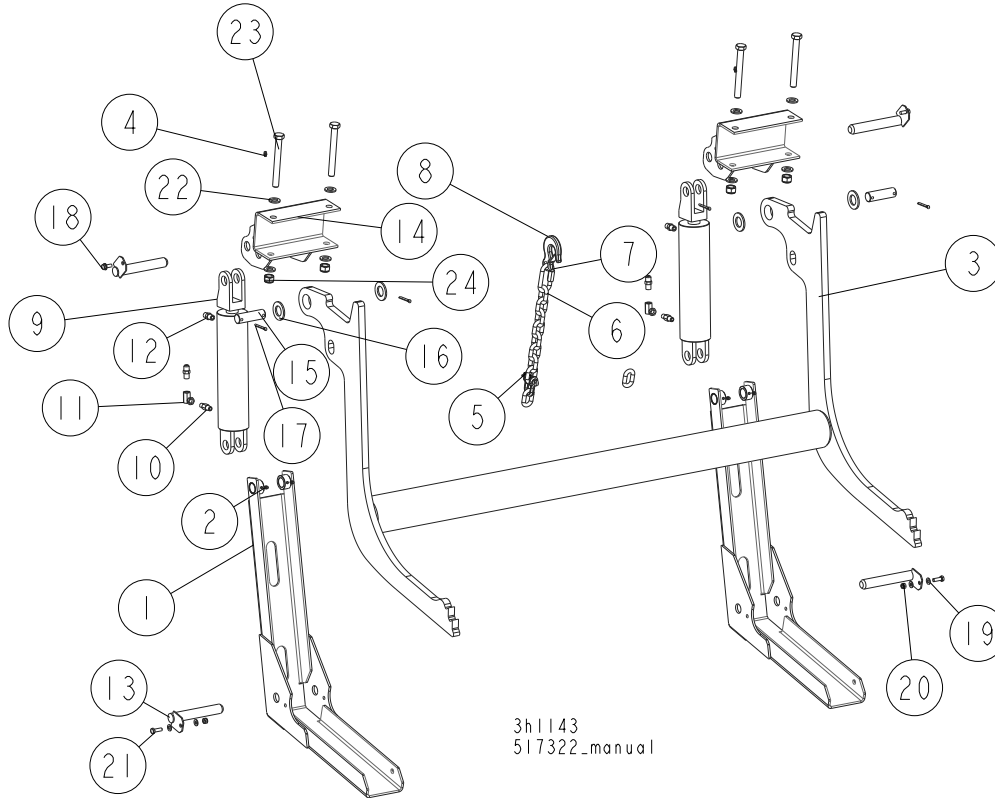
9.16 Hydraulic Log Loader for "M" Super Frames



REF.	DESCRIPTION (◆ indicates parts available in assemblies only)	PART #	QTY
	LOG LOADER, "M" SUPER FRAME	500750	1
1	BRACKET, LOG LOADER (M SUPER FRAME)	500747-1	2
2	NUT, M16-8 HEX NYLON ZINC LOCK	F81036-2	4
3	WASHER, 17 ZINC FLAT	F81058-1	8
4	BOLT, M16X140-8.8 HEX HEAD ZINC	F81006-4	4
5	WASHER, 28 FLAT ZINC	F81061-1	4
6	PIN, HYDRAULIC CYLINDER ZINC-PLATED	086979-1	2
7	PIN, S-ZN 5X40 COTTER	F81043-31	4
	CYLINDER ASSY, LOG LOADING SUPER	015562	2
8	CYLINDER, CJ-S95-16-70/32/203 HYDRAULIC	088680	1
	GASKET, WM 70/32H178AU(088589)(088680)	589503-S	1
9	FITTING, 1/4NPT VELOCITY FUSE 5.0GPM	015750	2
10	FITTING, 1/4NPT-1/4JIC SWIVEL ELBOW	P12199	2
11	FITTING, 3/8" JIC - 1/4" NPT STRAIGHT	015560	2
12	FITTING, 3/8" JIC - 1/4" NPT STRAIGHT	015560	2
	CHANNEL, LOG LOADER FOOT - COMPLETE	090049	2

13	CHANNEL, LOG LOADER FOOT	090048-1	2	
14	FITTING, 3/16X3/16 STRAIGHT GREASE	P04107	4	
	LOG LOADER ARM, ½M" SUPER FRAME	500758	1	
15	LOADER, LOG	090006-1	1	
16	SHACKLE, M-D .63	086540	1	
17	CHAIN W/HOOK	500756	1	
18	BOLT, 5/16-18 X 3/4 SELF-TAPPING	F05015-30	2	
19	WASHER, 8.4 FLAT ZINC	F81054-1	4	
20	NUT, M8-8-B HEX NYLON ZINC LOCK	F81032-2	4	
21	BOLT, M8x20-8.8-B HEX HEAD FULL THREAD ZINC	F81002-4	2	

9.17 Hydraulic Log Loader, Extended for "S", "M" and "M Super" Frames with 2.5 t. and 2.6 t. Trailer

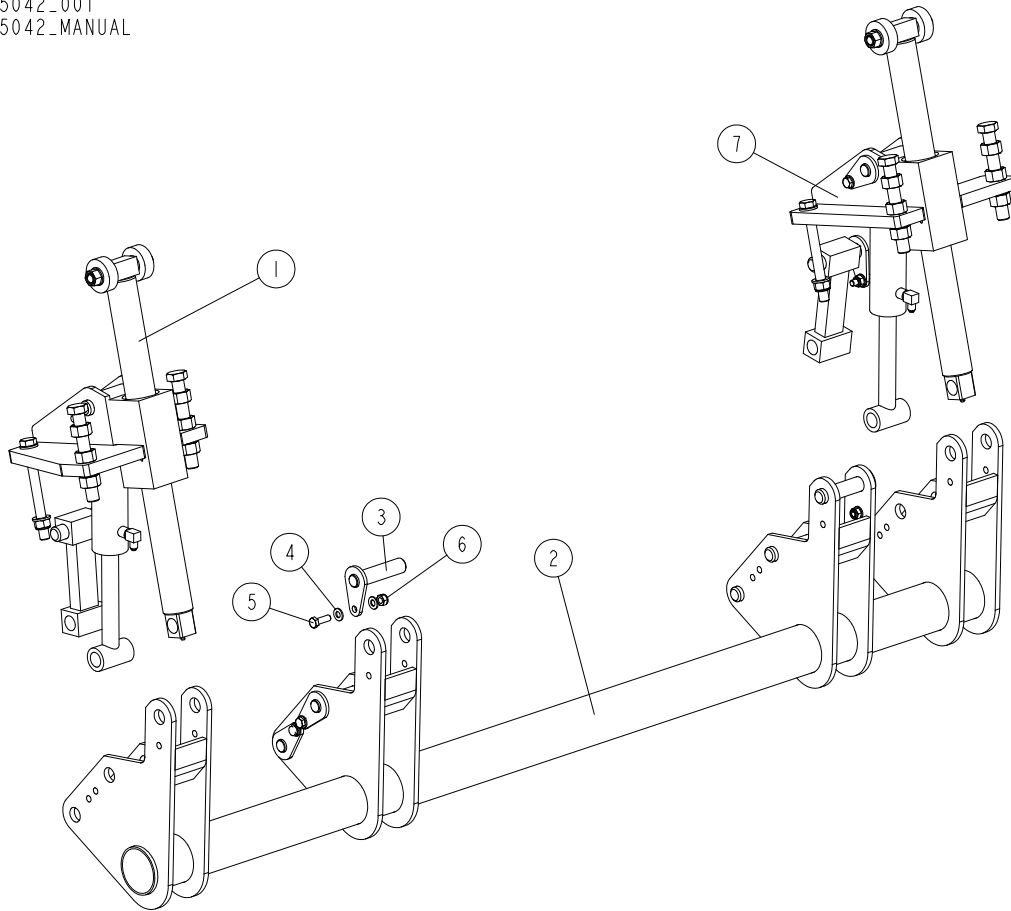


REF.	DESCRIPTION (◆ indicates parts available in assemblies only)	PART #	QTY
	LOG LOADER, "M" 'S" SUPER FRAME, EXTENDE	517322	1
	LOG LOADER, EXTENDED, COMPLETE	517326	2
1	LOG LOADER, EXTENDED	517323-1	1
2	FITTING, 3/16X3/16 STRAIGHT GREASE	P04107	2
	LOG LOADER, EXTENDED - COMPLETE	517327	1
3	LOG LOADER, EXTENDED	517329-1	1
4	FITTING, 3/16X3/16 STRAIGHT GREASE	P04107	2
5	SHACKLE, M-D .63	086540	1
	CHAIN, TRANSPORT, EXTENDED LOG LOADER, COMPLETE	517332	1
6	CHAIN, LINKS N-10X35 8-LINK	517333-1	1
7	CARABINER 10	100767	1
8	HOOK, 5/8 SAFTEY CHAIN	P12075	1
	CYLINDER ASSY, LOG LOADING SUPER	015562	2
9	CYLINDER, CJ-S95-16-70/32/203 HYDRAULIC	088680	1
	GASKET, WM 70/32H178AU(088589)(088680)	589503-S	1
10	FITTING, 1/4NPT VELOCITY FUSE 5.0GPM	015750	1
11	FITTING, 1/4NPT-1/4JIC SWIVEL ELBOW	P12199	1
12	FITTING, 3/8" JIC - 1/4" NPT STRAIGHT	015560	2

REF.	DESCRIPTION (◆ indicates parts available in assemblies only)	PART #	QTY	
13	PIN WELDMENT, LOADER	099127-1	4	
14	BRACKET, LOG LOADER, FRAME S/M/SUPER	500747-70	2	
15	PIN, HYDRAULIC CYLINDER ZINC-PLATED	086979-1	2	
16	WASHER, 28 FLAT ZINC	F81061-1	4	
17	PIN, S-ZN 5X40 COTTER	F81043-31	4	
18	BOLT, 5/16-18 X 3/4 SELF-TAPPING	F05015-30	2	
19	WASHER, 8.4 FLAT ZINC	F81054-1	4	
20	NUT, M8-8-B HEX NYLON ZINC LOCK	F81032-2	2	
21	BOLT, M8X25-8.8-B HEX HEAD FULL THREAD ZINC	F81002-5	2	
22	WASHER, 17 ZINC FLAT	F81058-1	8	
23	BOLT, M16X140-8.8 HEX HEAD ZINC	F81006-4	4	
24	NUT, M16-8 HEX NYLON ZINC LOCK	F81036-2	4	

9.18 Hydraulic Log Side Supports (for Stationary Sawmills)

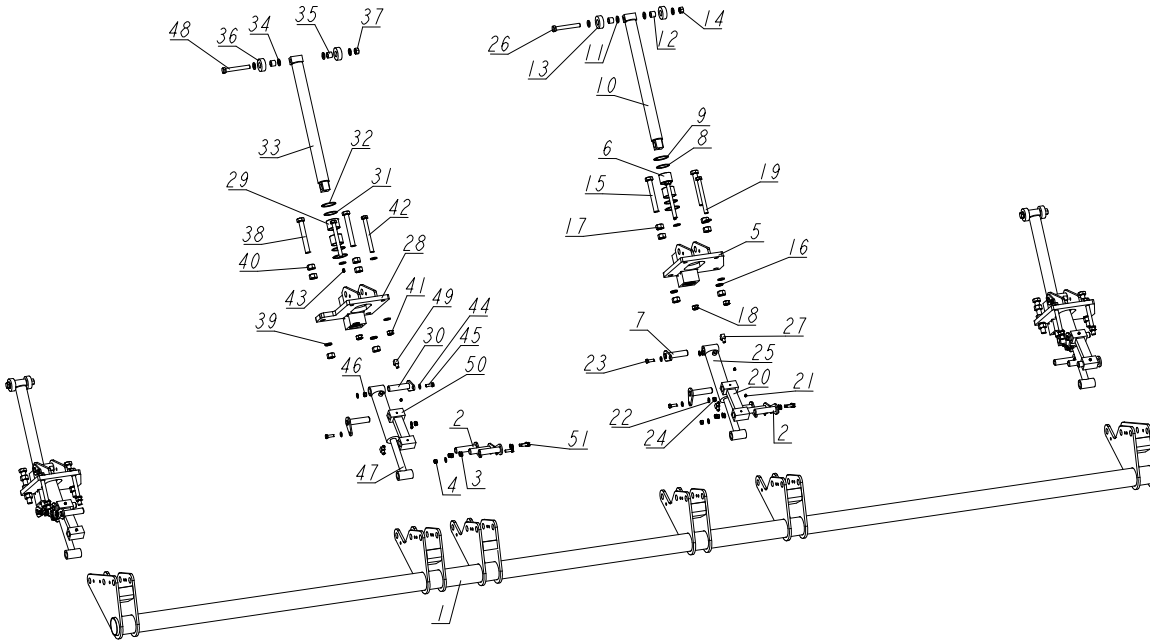
525042_001
525042_MANUAL



REF.	DESCRIPTION (◆ indicates parts available in assemblies only)	PART #	QTY
-	SUPPORT ASSEMBLY, LOG SIDE (FOR STATIONARY FRAMES)	525042	1
1	SUPPORT, STATIONARY VERTICAL LOG SIDE See Section 9.23	508957	1
2	ROD WELDMENT, VERTICAL SIDE SUPPORT MOUNT	525041-1	1
3	PIN WELDMENT, VERTICAL SIDE SUPPORT ZINC	091197-1	6
4	WASHER, 10.5 FLAT ZINC	F81055-1	12
5	BOLT, M10X30-5.8-HEX HEAD FULL THREAD ZINC	F81003-2	6
6	NUT M10 ZC 8 NYLOCK DIN 982 ISO 7040	F81033-1	6
7	SUPPORT, VERTICAL LOG SIDE (FOR STATIONARY FRAMES) See Section 9.23	508960	1

9.19 Vertical Side Support Kit - L-type frame

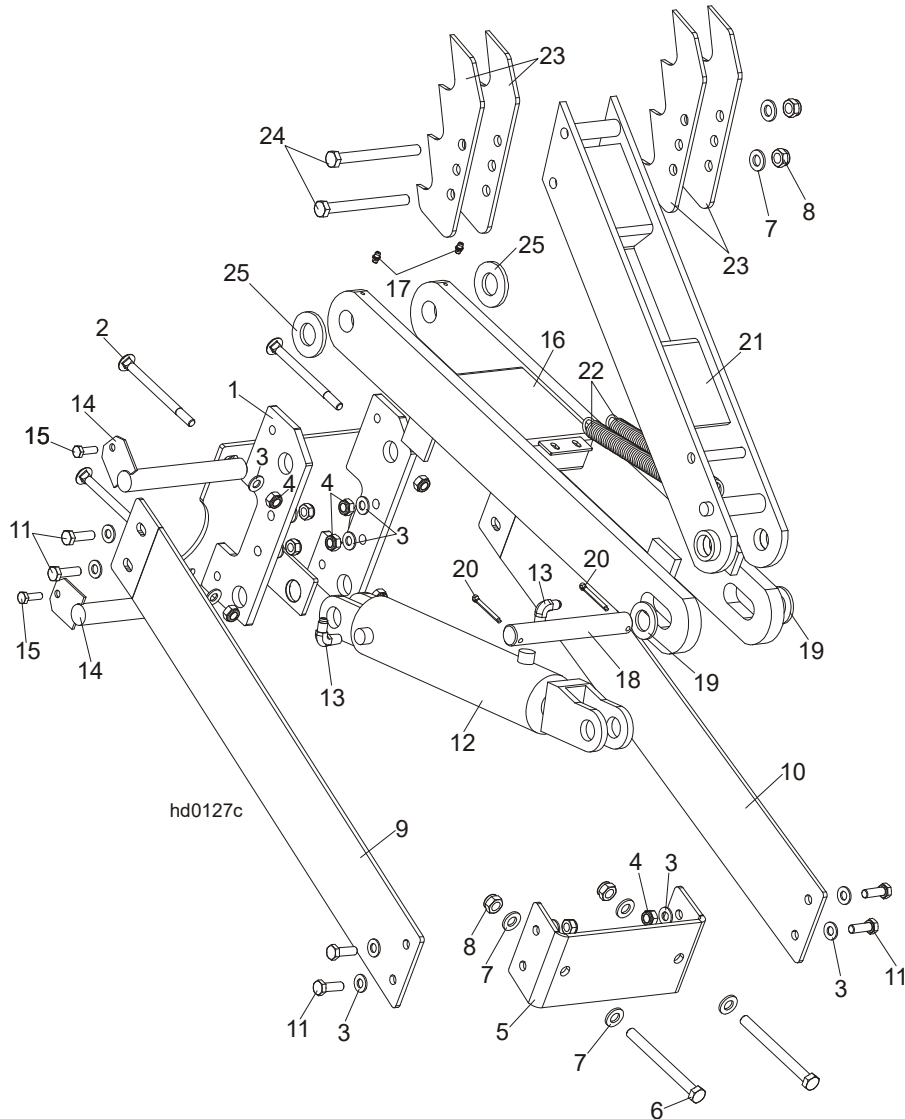
503567_001
503567_MANUAL



REF.	DESCRIPTION (◆ indicates parts available in assemblies only)	PART #	QTY
-	SUPPORT KIT, SPECIAL VERTICAL SIDE (L)	503567	1
1	MOUNT WELDMENT, VERTICAL SIDE SUPPORT L-TYPE FRAME	500001-1	1
2	PIN WELDMENT, VERTICAL SIDE SUPPORT ZINC	091197-1	12
3	WASHER, 10.5 FLAT ZINC	F81055-1	24
4	NUT M10 ZC 8 NYLOCK DIN 982 ISO 7040	F81033-1	12
-	SUPPORT, STATIONARY VERTICAL LOG SIDE	508957	3
5	MOUNT WELDMENT, LT70/300 VERTICAL SIDE SUPPORT	508958-1	1
6	BUSHING, 5040BS SELF-LUBRICATING	088660	2
7	PIN WELDMENT, VERTICAL SIDE SUPPORT ZINC	091197-1	2
8	RING, LT70/300 VERTICAL SIDE SUPPORT ZIN	094004-1	2
9	RING, 62W INSIDE RETAINING	F81090-1	2
10	ROD WELDMENT, WM3000 VERT.SIDE SUPPORT	508971-1	1
11	WASHER, 17 ZINC FLAT	F81058-1	8
12	BUSHING, LT70/300 VERTICAL SIDE SUPPORT	094012	2
13	ROLLER, LT70/300 VERTIC.SIDE SUPPORT ZINC	094013-1	2
14	NUT, 5/8-11 HEX	F81036-1	1
15	BOLT, M20X150 8.8 FE/ZN5 ISO 4017	F81007-3	2
16	WASHER, 20.5 SPLIT LOCK ZINC	F81059-1	2
17	NUT, M20-8- HEX ZINC	F81037-1	6
18	NUT, M16-8 HEX NYLON ZINC LOCK	F81036-2	2
19	BOLT, M16X160-8.8 HEX HEAD ZINC	F81006-20	2
20	LINK WELDMENT, VERTICAL SIDE SUPPORT	094016-1	1
21	GREASE, M6 TYPE A FITTING	086280	3
22	WASHER, 10.5 FLAT ZINC	F81055-1	4

REF.	DESCRIPTION (◆ indicates parts available in assemblies only)	PART #	QTY
23	BOLT, M10X30-5.8-HEX HEAD FULL THREAD ZINC	F81003-2	2
24	NUT M10 ZC 8 NYLOCK DIN 982 ISO 7040	F81033-1	2
25	CYLINDER, 28/150 1/4 NPT PORT HYDRAULIC	094002	1
26	BOLT, ISO 24014 M16X120_8.8 A2E	F81006-25	1
27	FITTING, 3/8JIC-1/4NPT 90L	015491	2
-	SUPPORT, VERTICAL LOG SIDE (FOR STATIONARY FRAMES)	508960	1
28	MOUNT WELDMENT, VERTICAL SUPPORT GUIDE	508961-1	1
29	BUSHING, 5040BS SELF-LUBRICATING	088660	2
30	PIN WELDMENT, VERTICAL SIDE SUPPORT ZINC	091197-1	2
31	RING, LT70/300 VERTICAL SIDE SUPPORT ZINC	094004-1	2
32	RING, 62W INSIDE RETAINING	F81090-1	2
33	ROD WELDMENT, WM3000 VERT.SIDE SUPPORT	508971-1	1
34	WASHER, 17 ZINC FLAT	F81058-1	8
35	BUSHING, LT70/300 VERTICAL SIDE SUPPORT	094012	2
36	ROLLER, LT70/300 VERTIC.SIDE SUPPORT ZINC	094013-1	2
37	NUT, 5/8-11 HEX	F81036-1	1
38	BOLT, M20X150 8.8 FE/ZN5 ISO 4017	F81007-3	2
39	WASHER, 20.5 SPLIT LOCK ZINC	F81059-1	2
40	NUT, M20-8- HEX ZINC	F81037-1	6
41	NUT, M16-8 HEX NYLON ZINC LOCK	F81036-2	2
42	BOLT, M16X160-8.8 HEX HEAD ZINC	F81006-20	2
43	GREASE, M6 TYP A FITTING	086280	3
44	WASHER, 10.5 FLAT ZINC	F81055-1	4
45	BOLT, M10X30-5.8-HEX HEAD FULL THREAD ZINC	F81003-2	2
46	NUT M10 ZC 8 NYLOCK DIN 982 ISO 7040	F81033-1	2
47	CYLINDER, 28/150 1/4 NPT PORT HYDRAULIC	094002	1
48	BOLT, ISO 24014 M16X120_8.8 A2E	F81006-25	1
49	FITTING, 3/8JIC-1/4NPT 90L	015491	2
50	LINK WELDMENT, VERTICAL SIDE SUPPORT	094016-1	1
51	BOLT, DIN 933-M10X30 8.8-A2E	F81003-111	12

9.20 Hydraulic Log Turner



REF.	DESCRIPTION (◆ indicates parts available in assemblies only)	PART #	QTY
	HYDRAULIC LOG TURNER, 9.5 M - COMPLETE	088073	1
	HYDRAULIC LOG TURNER, HYDRAULIC STANDARD	088073-HP	1
1	BRACKET, HYDRAULIC LOG TURNER	088710-1	1
2	BOLT, M10X120 8.8 CARRIAGE ZINC	F81003-33	4
3	WASHER, 10.5 FLAT ZINC	F81055-1	20
4	NUT M10 ZC 8 NYLOCK DIN 982 ISO 7040	F81033-1	12
5	BRACKET, HYDRAULIC LOG TURNER FRONT	091046-1	1
6	BOLT, M12X130-8.8-HEX HEAD ZINC	F81004-36	2
7	WASHER 13 ZC DIN 126 ISO 7091	F81056-1	6
8	NUT M12 ZC 8 NYLOCK DIN 982 ISO 7040	F81034-2	4
9	PLATE, SHORT LOG TURNER LEFT BRACE	094364-1	1
10	PLATE, SHORT LOG TURNER RIGHT BRACE	094365-1	1
11	BOLT, M10X30-5.8-HEX HEAD FULL THREAD ZINC	F81003-2	8
	CYLINDER, LOG TURNER HYDRAULIC	015563 ¹	1



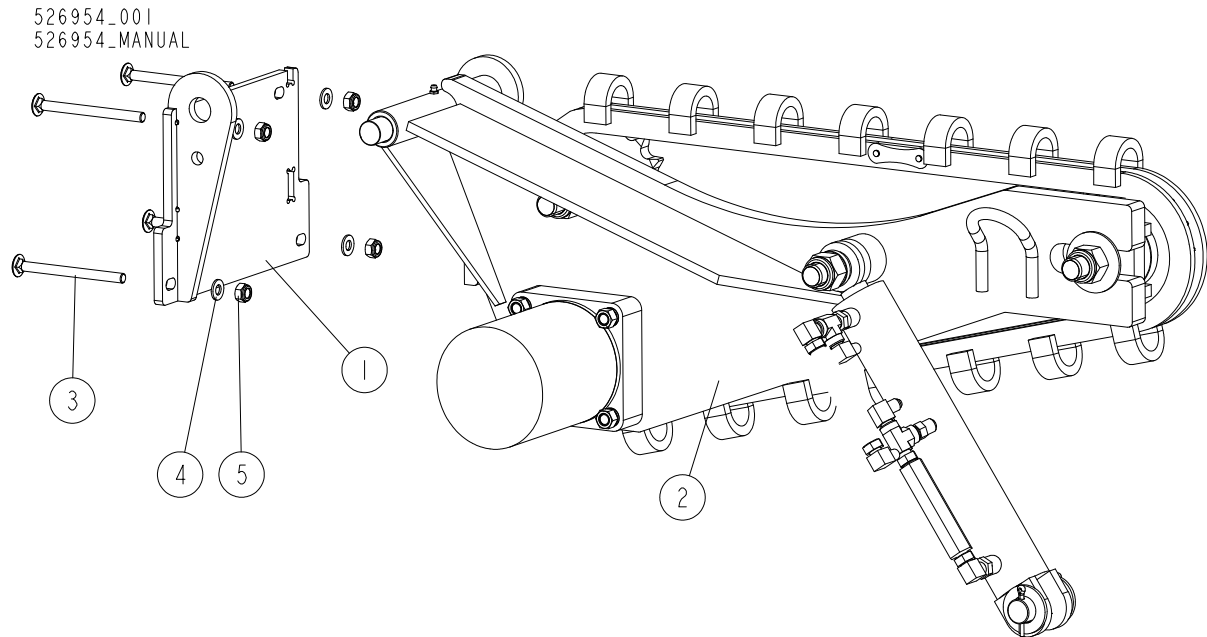
HYDRAULIC SYSTEM

Hydraulic Log Turner

12	CYLINDER, CJ-S305-16-63/28/203 HYDRAULIC	088679	1	
	GASKET, WM 70/32H178AU(088589)(088680)	589503-S	1	
13	FITTING, 1/4NPTX1/4JIC MALE ELBOW	P09142	2	
14	PIN, LOG TURNER MOUNT ZINC-PL.	088667-1	2	
15	BOLT, M8X25-8.8-B HEX HEAD FULL THREAD ZINC	F81002-5	2	
16	ARM, HYDRAULIC LOG TURNER LINK	088060-1	1	
17	GREASE, M6 TYP A FITTING	086280	2	
18	PIN, 25 X 185	088664	1	
19	WASHER, 25 FLAT ZINC	F81061-3	2	
20	PIN, S-ZN 5X40 COTTER	F81043-31	2	
21	ARM, HYDRAULIC LOG TURNER PAINTED	088067-1	1	
22	SPRING, 1 1/16X8X.135 DIA.	015718	2	
23	CLAW, HYDRAULIC LOG TURNER	088082-1	4	
24	BOLT, M12X130-8.8-HEX HEAD ZINC	F81004-36	2	
25	WASHER, GTM-2644-015	093359	2	

¹ For 088073-HP Cylinder Assembly - 555239

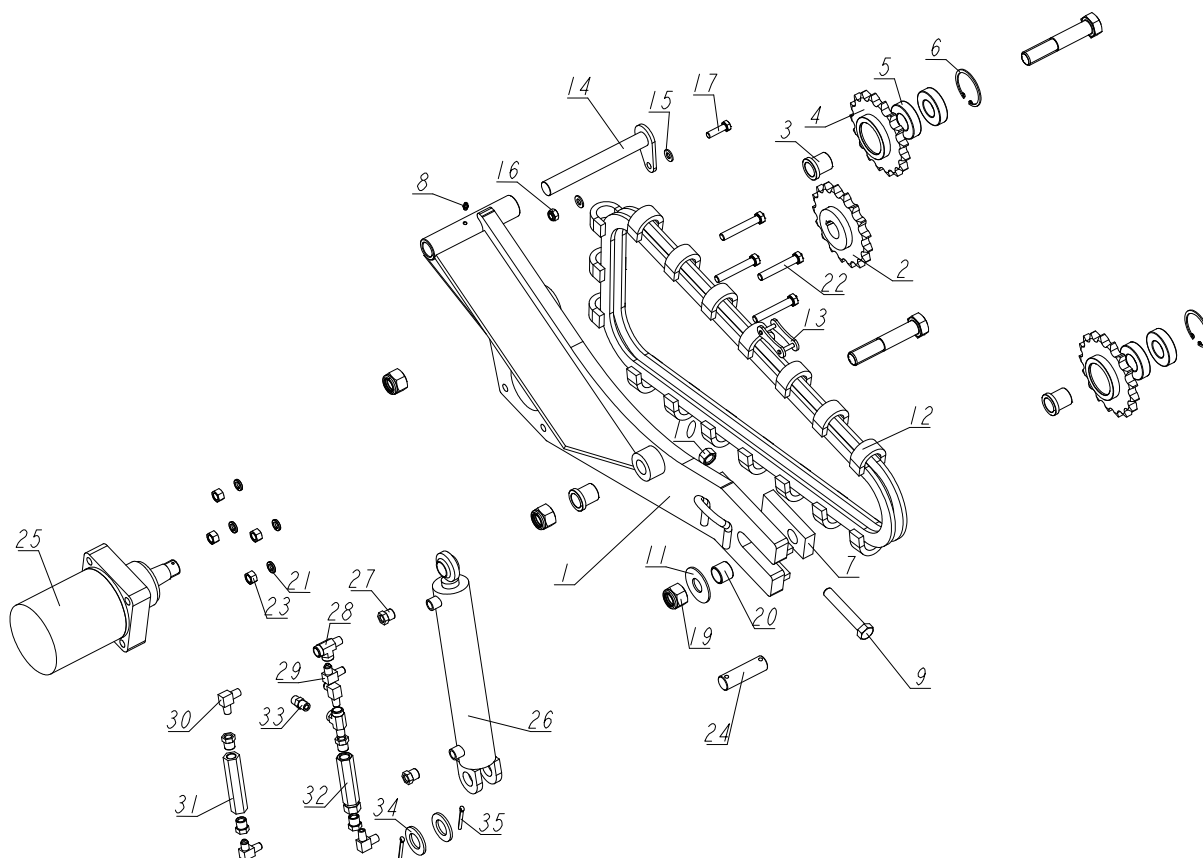
9.21 Chain Log Turner with Bracket



REF.	DESCRIPTION (◆ indicates parts available in assemblies only)	PART #	QTY
-	TURNER, CHAIN LOG W/MOUNT BRACKET	526954	1
1	BRACKET, CHAIN LOG TURNER MOUNT	526952-1	1
2	CHAIN LOG TURNER - COMPLETE See Section 9.22	505614	1
3	BOLT, M10X125 8.8 CARRIAGE ZINC	F81003-34	4
4	WASHER, 10.5 FLAT ZINC	F81055-1	4
5	NUT M10 ZC 8 NYLOCK DIN 982 ISO 7040	F81033-1	4

9.22 Chain Log Turner

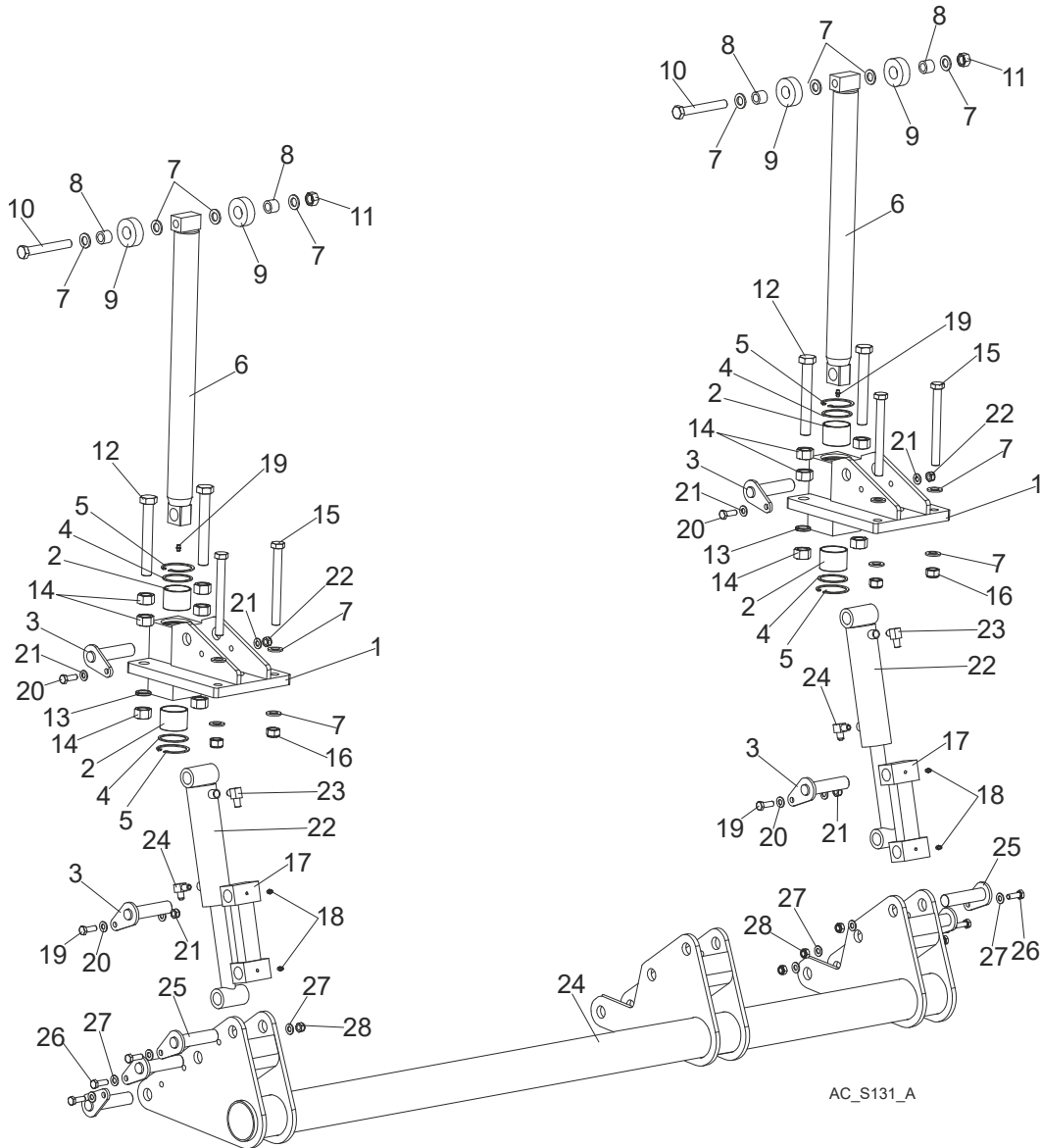
505614_001_A
505614_MANUAL



REF	DESCRIPTION (◆ indicates parts available in assemblies only)	PART #	QTY
-	CHAIN LOG TURNER - COMPLETE	505614	1
-	CHAIN LOG TURNER - COMPLETE	095660-1	1
-	CHAIN TURNER - METRIC	095660	1
1	PLATE WELDMENT, CHAIN LOG TURNER	095662-1	1
2	SPROCKET, CHAIN TURNER	092339	1
3	BUSHING, CHAIN TURNER	095663-1	3
-	SPROCKET, CHAIN TURNER - COMPLETE	092399	2
4	SPROCKET W/HUB	093290	1
5	BEARING, 6206 25 IN IDLER	093292	2
6	RING, 62W INSIDE RETAINING	F81090-1	1
7	PLATE, CHAIN TENSION	095664-1	1
8	GREASE, M6 TYP A FITTING	086280	1
9	BOLT, M16X100-8.8 HEX HEAD FULL THREAD ZINC	F81006-2	1
10	NUT, 5/8-11 HEX	F81036-1	1
11	WASHER, 25 X 63 ZINC-PLATED	088585-1	1
12	CHAIN, LOG TURNER	093423	1
13	LINK, MASTER (CHAIN NO. 093423)	093427	1
14	PIN WELDMENT, TURNER MOUNT - COMPLETE	095666-1	1
15	WASHER, 10.5 FLAT ZINC	F81055-1	2
16	NUT M10 ZC 8 NYLOCK DIN 982 ISO 7040	F81033-1	1

REF	DESCRIPTION (◆ indicates parts available in assemblies only)	PART #	QTY	
17	BOLT, M10X35-8.8 HEX HEAD FULL THREAD ZINC	F81003-17	1	
18	BOLT, M24X120-8.8 HEX HEAD	F81009-4	3	
19	NUT, M24-8-A HEX NYLON ZINC LOCK	F81039-8	3	
20	BUSHING, CHAIN LOG TURNER	095643-1	1	
21	WASHER, 12.2 SPLIT LOCK	F81056-2	4	
22	BOLT, M12 X 75-8.8 HEX HEAD ZINC	F81004-21	4	
23	NUT M12 ZC 8 DIN 934	F81034-1	4	
24	PIN, HYDRAULIC CYLINDER ZINC-PLATED	086979-1	1	
25	MOTOR, TG0475US080AABP HYDRAULIC	007331	1	
-	CYLINDER W/VALVE & FITTINGS	515892	1	
26	CYLINDER, 2X10 ROD END WELDED 16"	034267	1	
27	FITTING, 3/8" NPT X 1/4" NPT REDUCER	015490	6	
28	FITTING, C3759X4 MALE	P09141	2	
29	FITTING, 3/8JIC-1/4NPT 90L	015491	3	
30	FITTING, #C3529X4 90 ELBOW	P09140	2	
31	VALVE, SIDE SUPPORT SEQUENCE	015484	1	
32	RELIEF VALVE 49005-1000	557900	1	
33	FITTING, 3/8" JIC - 1/4" NPT STRAIGHT	015560	1	
34	WASHER, 28 FLAT ZINC	F81061-1	2	
35	PIN, S-ZN 5X40 COTTER	F81043-31	2	

9.23 Hydraulic Log Side Supports (for Stationary Sawmills)



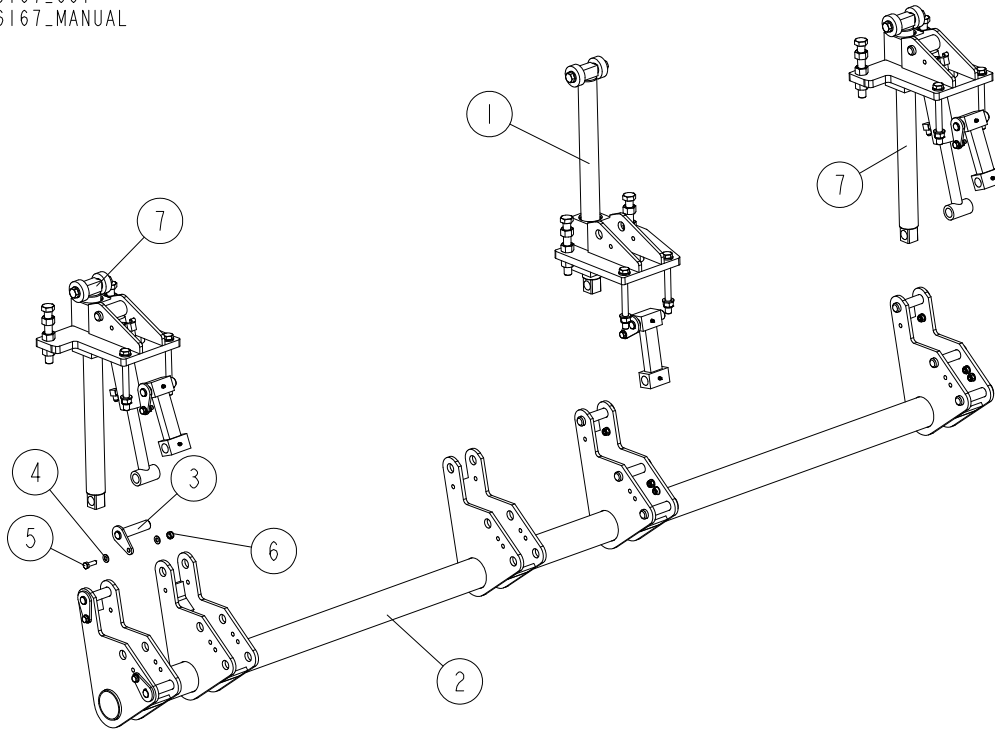
AC_S131_A

REF.	DESCRIPTION (◆ indicates parts available in assemblies only)	PART #	QTY
	SUPPORT, AHS/DHS STATIONARY VERTICAL SIDE COMPLETE	519258	1
	SUPPORT, STATIONARY VERTICAL LOG SIDE	508957	2
1	MOUNT WELDMENT, LT70/300 VERTICAL SIDE SUPPORT UPPER	508958-1	1
2	BUSHING, 5040BS SELF-LUBRICATING	088660	2
3	PIN WELDMENT, VERTICAL SIDE SUPPORT ZINC-PLATED	091197-1	2
4	RING, LT70/300 VERTICAL SIDE SUPPORT ZINC-PLATED	094004-1	2
5	RING, 62W INSIDE RETAINING	F81090-1	2
6	ROD WELDMENT, LT70/300 VERTICAL SIDE SUPPORT COMPLETE	094011-1	1
7	WASHER, 17 ZINC FLAT	F81058-1	12
8	BUSHING, LT70/300 VERTICAL SIDE SUPPORT	094012	2
9	ROLLER, LT70/300 VERTICAL SIDE SUPPORT ZINC	094013-1	2
10	BOLT, ISO 24014 M16X120_8.8 A2E	F81006-25	1
11	NUT, 5/8-11 HEX	F81036-1	1

12	BOLT, M20X150 8.8 FE/ZN5 ISO 4017	F81007-3	2	
13	WASHER, 20.5 SPLIT LOCK ZINC	F81059-1	2	
14	NUT, M20-8- HEX ZINC	F81037-1	6	
15	BOLT, M16X160-8.8 HEX HEAD ZINC	F81006-20	2	
16	NUT, M16-8 HEX NYLON ZINC LOCK	F81036-2	2	
17	LINK WELDMENT, VERTICAL SIDE SUPPORT	094016-1	1	
18	GREASE, M6 TYP A FITTING	086280	3	
19	BOLT, M10X30-5.8-HEX HEAD FULL THREAD ZINC	F81003-2	2	
20	WASHER, 10.5 FLAT ZINC	F81055-1	4	
21	NUT M10 ZC 8 NYLOCK DIN 982 ISO 7040	F81033-1	2	
22	CYLINDER, 28/150 1/4 NPT PORT HYDRAULIC	094002	1	
23	FITTING, 3/8JIC-1/4NPT 90L	015491	2	
24	MOUNT WELDMENT, AHS/DHS VERTICAL SIDE SUPPORT LOWER	519257-1	1	
25	PIN WELDMENT, VERTICAL SIDE SUPPORT ZINC-PLATED	091197-1	6	
26	BOLT, M10X30-5.8-HEX HEAD FULL THREAD ZINC	F81003-2	6	
27	WASHER, 10.5 FLAT ZINC	F81055-1	12	
28	NUT M10 ZC 8 NYLOCK DIN 982 ISO 7040	F81033-1	6	

9.24 Hydraulic Log Side Supports (for Stationary Sawmills)

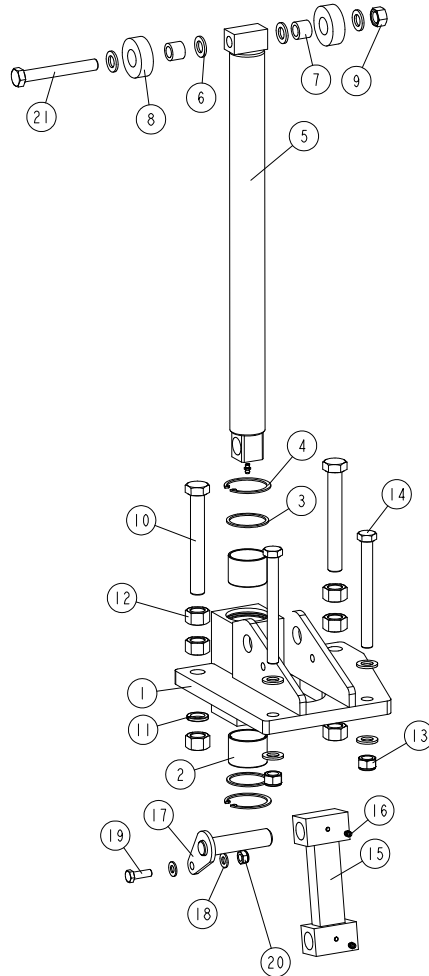
526167_001
526167_MANUAL



REF.	DESCRIPTION (◆ indicates parts available in assemblies only)	PART #	QTY
-	SUPPORT SET, LOG SIDE (OPTION FOR STATIONARY FRAMES)	526167	1
1	SUPPORT, VERTICAL LOG SIDE W/O CYLINDER	536172	1
2	ROD WELDMENT, VERTICAL SIDE SUPPORT MOUNT	526166-1	1
3	PIN WELDMENT, VERTICAL SIDE SUPPORT ZINC	091197-1	9
4	WASHER, 10.5 FLAT ZINC	F81055-1	18
5	BOLT, DIN 933-M10X30 8.8-A2E	F81003-111	9
6	NUT M10 ZC 8 NYLOCK DIN 982 ISO 7040	F81033-1	9
7	SUPPORT, VERTICAL LOG SIDE (FOR STATIONARY FRAMES)	508960	2

9.25 Vertical Side Support for Stationary Frames

536172_001
536172_MANUAL



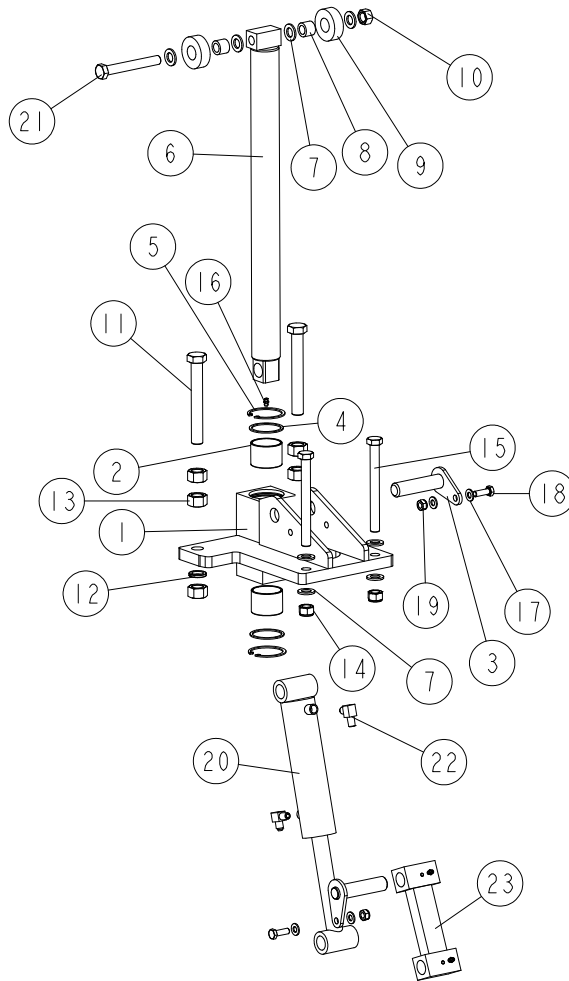
REF.	DESCRIPTION (◆ indicates parts available in assemblies only)	PART #	QTY
-	SUPPORT, VERTICAL LOG SIDE W/O CYLINDER	536172	1
1	MOUNT WELDMENT, LT70/300 VERTICAL SIDE SUPPORT	508958-1	1
2	BUSHING, 5040BS SELF-LUBRICATING	088660	2
3	RING, LT70/300 VERTICAL SIDE SUPPORT ZINC	094004-1	2
4	RING, 62W INSIDE RETAINING	F81090-1	2
5	ROD WELDMENT, WM3000 VERT.SIDE SUPPORT	508971-1	1
6	WASHER, 17 ZINC FLAT	F81058-1	8
7	BUSHING, LT70/300 VERTICAL SIDE SUPPORT	094012	2
8	ROLLER, LT70/300 VERTIC.SIDE SUPPORT ZINC	094013-1	2
9	NUT, 5/8-11 HEX	F81036-1	1
10	BOLT, M20X150 8.8 FE/ZN5 ISO 4017	F81007-3	2
11	WASHER, 20.5 SPLIT LOCK ZINC	F81059-1	2
12	NUT, M20-8- HEX ZINC	F81037-1	6
13	NUT, M16-8 HEX NYLON ZINC LOCK	F81036-2	2
14	BOLT, M16X160-8.8 HEX HEAD ZINC	F81006-20	2
15	LINK WELDMENT, VERTICAL SIDE SUPPORT	094016-1	1
16	GREASE, M6 TYPE A FITTING	086280	3
17	PIN WELDMENT, VERTICAL SIDE SUPPORT ZINC	091197-1	1

9**HYDRAULIC SYSTEM***Vertical Side Support for Stationary Frames*

REF.	DESCRIPTION (◆ indicates parts available in assemblies only)	PART #	QTY	
18	WASHER, 10.5 FLAT ZINC	F81055-1	2	
19	BOLT, M10X30-5.8-HEX HEAD FULL THREAD ZINC	F81003-2	1	
20	NUT M10 ZC 8 NYLOCK DIN 982 ISO 7040	F81033-1	1	
21	BOLT, ISO 24014 M16X120_8.8 A2E	F81006-25	1	

9.26 Vertical Side Support (for Stationary Frames)

508960_001
508960_MANUAL



REF.	DESCRIPTION (◆ indicates parts available in assemblies only)	PART #	QTY
-	SUPPORT, VERTICAL LOG SIDE (FOR STATIONA	508960	1
-	SUPPORT, STATIONARY VERTICAL LOG SIDE	508957	1
1	MOUNT WELDMENT, VERTICAL SUPPORT GUIDE - LEFT	508961-1 ¹	1
	MOUNT WELDMENT, LT70/300 VERTICAL SIDE SUPPORT	508958-1 ²	1
2	BUSHING, 5040BS SELF-LUBRICATING	088660	2
3	PIN WELDMENT, VERTICAL SIDE SUPPORT ZINC	091197-1	2
4	RING, LT70/300 VERTICAL SIDE SUPPORT ZIN	094004-1	2
5	RING, 62W INSIDE RETAINING	F81090-1	2
6	ROD WELDMENT, WM3000 VERT.SIDE SUPPORT	508971-1	1
7	WASHER, 17 ZINC FLAT	F81058-1	8
8	BUSHING, LT70/300 VERICAL SIDE SUPPORT	094012	2
9	ROLLER, LT70/300 VERTIC.SIDE SUPPORT ZINC	094013-1	2
10	NUT, 5/8-11 HEX	F81036-1	1
11	BOLT, M20X150 8.8 FE/ZN5 ISO 4017	F81007-3	2
12	WASHER, 20.5 SPLIT LOCK ZINC	F81059-1	2
13	NUT, M20-8 HEX ZINC	F81037-1	6
14	NUT, M16-8 HEX NYLON ZINC LOCK	F81036-2	2
15	BOLT, M16X160-8.8 HEX HEAD ZINC	F81006-20	2

9

HYDRAULIC SYSTEM

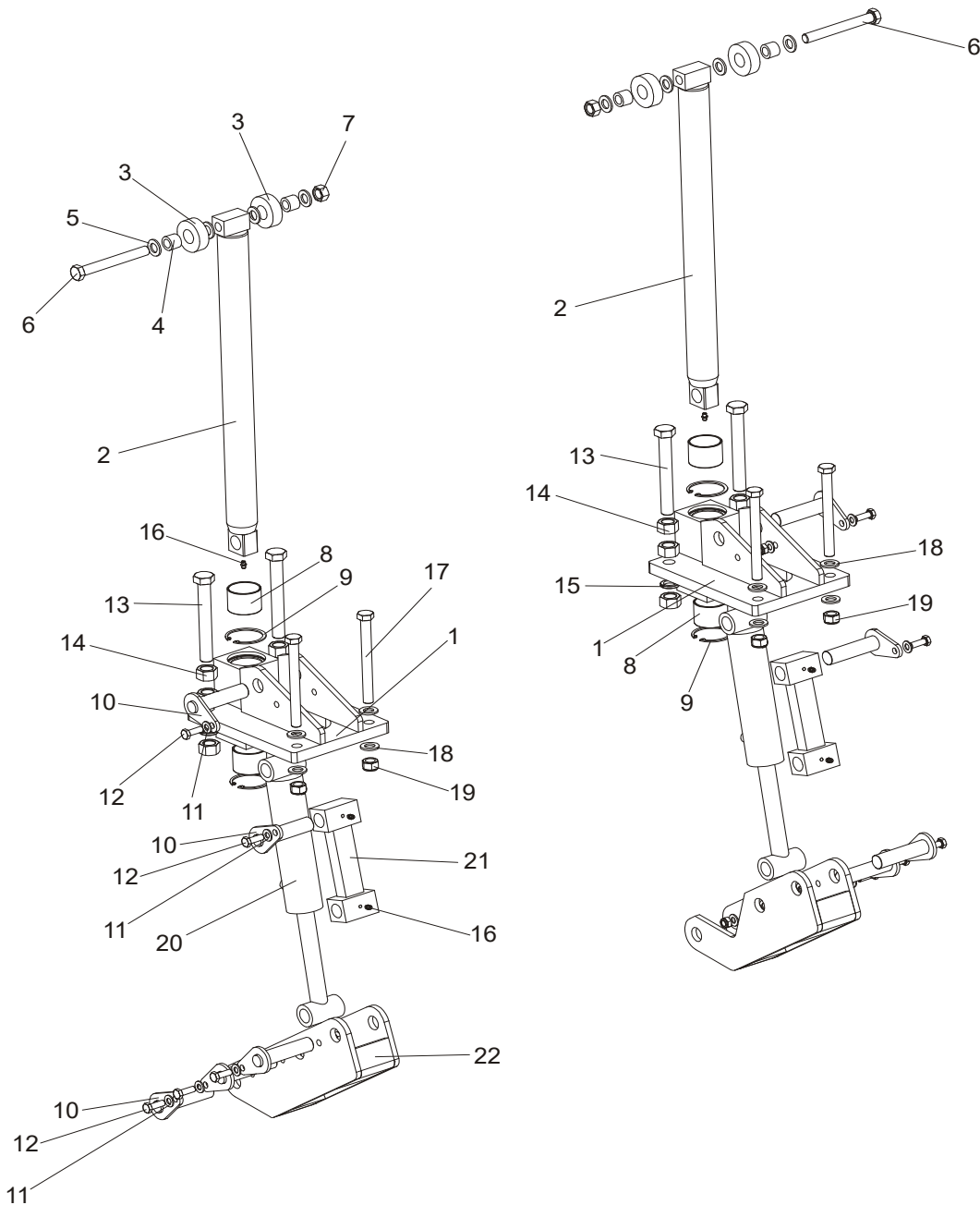
Vertical Side Support (for Stationary Frames)

REF.	DESCRIPTION (◆ indicates parts available in assemblies only)	PART #	QTY	
16	GREASE, M6 TYP A FITTING	086280	3	
17	WASHER, 10.5 FLAT ZINC	F81055-1	4	
18	BOLT, M10X30-5.8-HEX HEAD FULL THREAD ZINC	F81003-2	2	
19	NUT M10 ZC 8 NYLOCK DIN 982 ISO 7040	F81033-1	2	
20	CYLINDER, 28/150 1/4 NPT PORT HYDRAULIC	094002	1	
21	BOLT, ISO 24014 M16X120_8.8 A2E	F81006-25	1	
22	FITTING, 3/8JIC-1/4NPT 90L	015491	2	
23	LINK WELDMENT, VERTICAL SIDE SUPPORT	094016-1	1	

¹ Included in assy No. 508960

² Included in assy No. 508957

9.27 Hydraulic Log Side Supports (for Mobile Sawmills)



REF.	DESCRIPTION (◆ indicates parts available in assemblies only)	PART #	QTY
	SUPPORT, LT70/300 VERTICAL LOG SIDE (2)	094388	
1	MOUNT WELDMENT, LT70/300 VERTICAL SIDE SUPPORT UPPER	508958-1	1
2	ROD WELDMENT, LT70/300 VERTICAL SIDE SUPPORT COMPLETE	094011-1	1
3	ROLLER, LT70/300 VERTIC.SIDE SUPPORT ZINC	094013-1	2
4	BUSHING, LT70/300 VERICAL SIDE SUPPORT	094012	2
5	WASHER, 17 ZINC FLAT	F81058-1	4
6	BOLT, M16X140-8.8 HEX HEAD ZINC	F81006-4	1
7	NUT, 5/8-11 HEX	F81036-1	1
8	BUSHING, 5040BS SELF-LUBRICATING	088660	1
9	RING, 62W INSIDE RETAINING	F81090-1	2



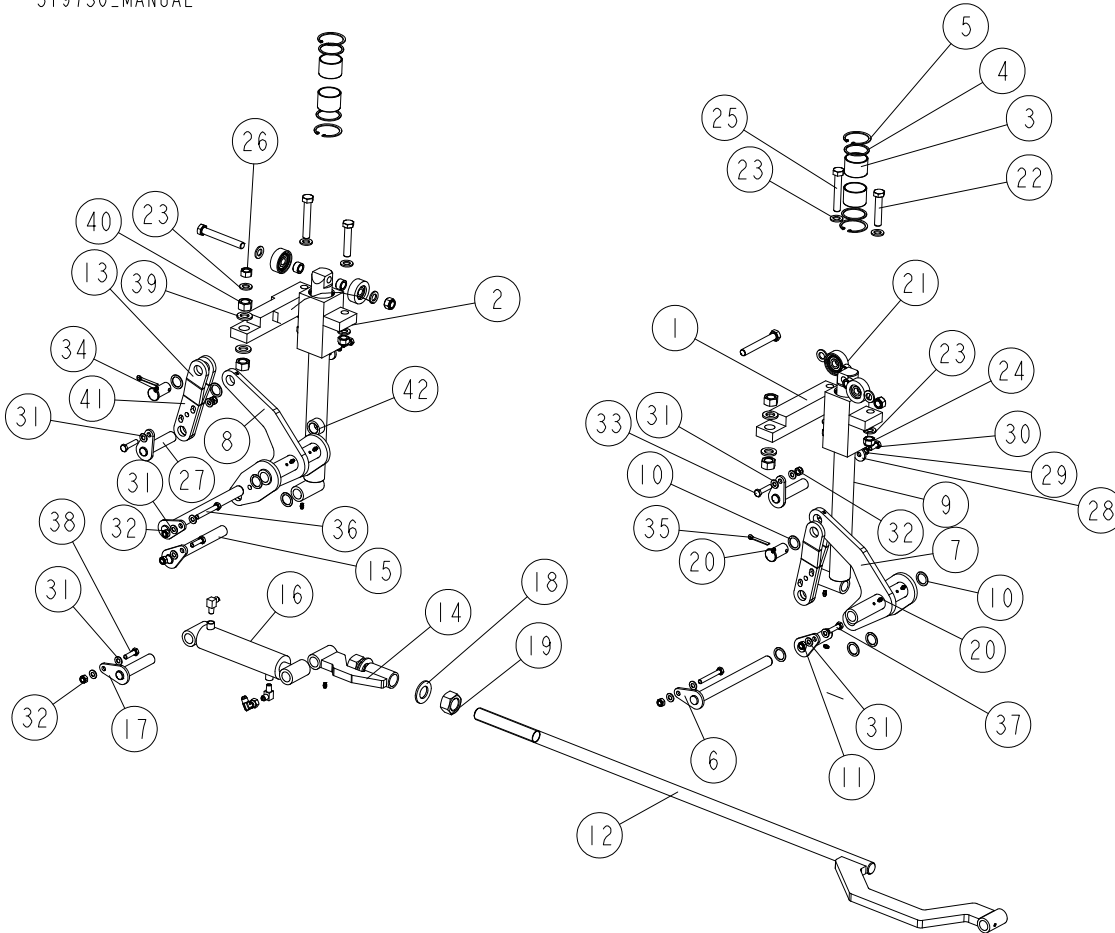
HYDRAULIC SYSTEM

Hydraulic Log Side Supports (for Mobile Sawmills)

10	PIN WELDMENT, VERTICAL SIDE SUPPORT ZINC-PLATED	091197-1	5	
11	WASHER, 10.5 FLAT ZINC	F81055-1	5	
12	BOLT, M10X30-5.8-HEX HEAD FULL THREAD ZINC	F81003-2	5	
13	BOLT, M20X150 8.8 FE/ZN5 ISO 4017	F81007-3	2	
14	NUT, M20-8- HEX ZINC	F81037-1	6	
15	WASHER, 20.5 SPLIT LOCK ZINC	F81059-1	2	
16	GREASE, M6 TYP A FITTING	086280	2	
17	BOLT, M16X160-8.8 HEX HEAD ZINC	F81006-20	2	
18	WASHER, 17 ZINC FLAT	F81058-1	4	
19	NUT, M16-8 HEX NYLON ZINC LOCK	F81036-2	2	
20	CYLINDER, 28/150 1/4 NPT PORT HYDRAULIC	094002	1	
21	LINK WELDMENT, VERTICAL SIDE SUPPORT	094016-1	1	
22	MOUNT WELDMENT, LT70/300 VERTICAL SIDE SUPPORT	094387-1	1	
	SUPPORT, LT70/300 VERTICAL LOG SIDE	094010		
1	MOUNT WELDMENT, LT70/300 VERTICAL SIDE SUPPORT UPPER	508958-1	1	
2	ROD WELDMENT, LT70/300 VERTICAL SIDE SUPPORT COMPLETE	094011-1	1	
3	ROLLER, LT70/300 VERTIC.SIDE SUPPORT ZINC	094013-1	2	
4	BUSHING, LT70/300 VERICAL SIDE SUPPORT	094012	2	
5	WASHER, 17 ZINC FLAT	F81058-1	4	
6	BOLT, M16X140-8.8 HEX HEAD ZINC	F81006-4	1	
7	NUT, 5/8-11 HEX	F81036-1	1	
8	BUSHING, 5040BS SELF-LUBRICATING	088660	1	
9	RING, 62W INSIDE RETAINING	F81090-1	2	
10	PIN WELDMENT, VERTICAL SIDE SUPPORT ZINC-PLATED	091197-1	5	
11	WASHER, 10.5 FLAT ZINC	F81055-1	5	
12	BOLT, M10X30-5.8-HEX HEAD FULL THREAD ZINC	F81003-2	5	
13	BOLT, M20X150 8.8 FE/ZN5 ISO 4017	F81007-3	2	
14	NUT, M20-8- HEX ZINC	F81037-1	6	
15	WASHER, 20.5 SPLIT LOCK ZINC	F81059-1	2	
16	GREASE, M6 TYP A FITTING	086280	2	
17	BOLT, M16X160-8.8 HEX HEAD ZINC	F81006-20	2	
18	WASHER, 17 ZINC FLAT	F81058-1	4	
19	NUT, M16-8 HEX NYLON ZINC LOCK	F81036-2	2	
20	CYLINDER, 28/150 1/4 NPT PORT HYDRAULIC	094002	1	
21	LINK WELDMENT, VERTICAL SIDE SUPPORT	094016-1	1	
22	MOUNT WELDMENT, LT70/300 VERTICAL SIDE SUPPORT LOWER	094387-1	1	

9.28 Hydraulic Log Side Supports (for Mobile Sawmills)

519730_001_B
519730_MANUAL



REF.	DESCRIPTION (◆ indicates parts available in assemblies only)	PART #	QTY
-	VERTICAL SIDE SUPPORTS, M-SUPER	519730	1
-	VERTICAL SIDE SUPPORTS, M-STANDARD PLUS	519730-HP	1
1	BLOCK WELDMENT, LX450 SIDE SUPPORT GUIDE	519034-1	1
2	BLOCK WELDMENT, VERTICAL SIDE SUPPORT GUIDE	545581-1	1
3	BUSHING, 5040BS SELF-LUBRICATING	088660	4
4	RING, LT70/300 VERTICAL SIDE SUPPORT ZINC	094004-1	4
5	RING, 62W INSIDE RETAINING	F81090-1	4
6	PIN WELDMENT, 25X279 ZINC-PLATED	516140-1	2
7	ARM, SIDE SUPPORT - COMPLETE	515998-1	1
8	ARM WELDMENT, SIDE SUPPORT (I)	520298-1	1
9	SUPPORT, COMPLETE SIDE	516125-1	2
10	WASHER, 25.7/35-1.5	503406	17
11	PIN WELDMENT, VERTICAL SIDE SUPPORT ZINC	091197-1	1
12	PUSHER, SIDE SUPPORT	515992-1	1
13	LINK, SIDE SUPPORT ARM	532772-1	2
14	BRACKET, SIDE SUPPORT ADJUSTMENT	516116-1	1
15	SHAFT WELDMENT, SIDE SUPPORT ZINC-PLATED	520299-1	1



HYDRAULIC SYSTEM

Hydraulic Log Side Supports (for Mobile Sawmills)

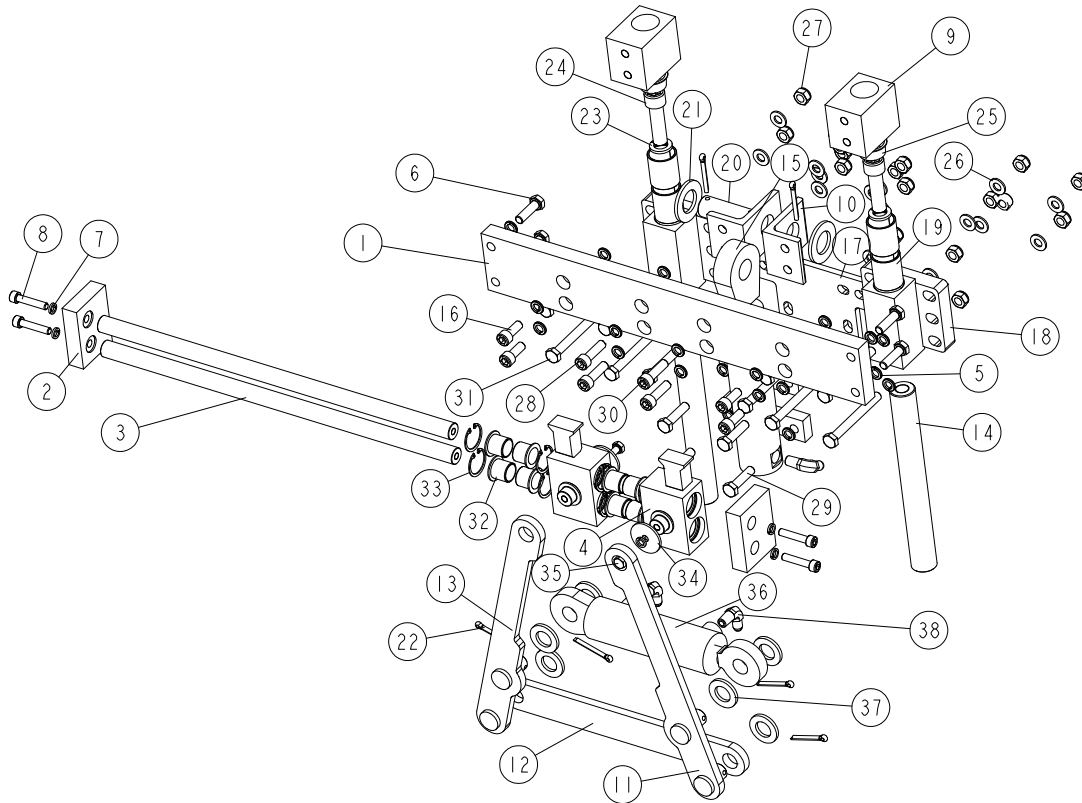
REF.	DESCRIPTION (◆ indicates parts available in assemblies only)	PART #	QTY
16	CYLINDER, COMPLETE HYDRAULIC See Section 9.46	520414 ¹	1
	CYLINDER, COMPLETE HYDRAULIC See Section 9.47	555238 ²	1
17	PIN WELDMENT, CYLINDER ZINC-PL. LOCK	520296-1	1
18	WASHER, 31 FLAT ZINC	F81061-9	2
19	NUT, M30 HEX ZINC	F81038-3	2
20	GREASE, M6 TYP A FITTING	086280	10
21	ROLLER ASSEMBLY, LOG SIDE SUPPORT See Section 9.45	516142	2
22	BOLT, M16X80 8.8-B- HEX HEAD FULL THREAD	F81006-11	2
23	WASHER, 17 ZINC FLAT	F81058-1	9
24	NUT, M16-8 HEX NYLON ZINC LOCK	F81036-2	4
25	BOLT, M16X100-8.8 HEX HEAD FULL THREAD ZINC	F81006-2	2
26	NUT, 5/8-11 HEX	F81036-1	1
27	PIN WELDMENT W/LOCK	519040-1	2
28	WASHER, 11/34.5-5	089973	2
29	WASHER, Z 10.2 SPLIT LOCK ZINC	F81055-2	2
30	BOLT, M10X25-8.8 HEX HEAD FULL THREAD ZINC	F81003-11	2
31	WASHER, 10.5 FLAT ZINC	F81055-1	14
32	NUT M10 ZC 8 NYLOCK DIN 982 ISO 7040	F81033-1	7
33	BOLT, M10X45-8.8 HEX HEAD FULL THREAD ZINC	F81003-3	2
34	PIN, LINK	578575-1	2
35	PIN, S-ZN-6.3X45 COTTER	F81045-2	2
36	BOLT, M10X75-8.8 HEX HEAD ZINC	F81003-15	2
37	BOLT, M10X40-8.8 HEX HEAD FULL THREAD ZINC	F81003-16	1
38	BOLT, M10X35-8.8 HEX HEAD FULL THREAD ZINC	F81003-17	2
39	WASHER, 21 FLAT ZINC	F81059-2	4
40	NUT, M20-8- HEX ZINC	F81037-1	4
41	BUSHING 25.8/38-28 ZINC	580531-1	1
42	BUSHING 25.8/38-20 ZINC	580532-1	1

¹ Included in 519730

² Included in 519730-HP

9.29 Hydraulic Pull-Down Clamp

094129_001
094129_MANUAL



REF.	DESCRIPTION (◆ indicates parts available in assemblies only)	PART #	QTY
-	CLAMP ASSEMBLY, HYDRAULIC LOG - COMPLETE	094129	1
1	BEAM, LOG CLAMP MAIN ZINC-PLATED	094115-1	1
2	PLATE, LOCKING ZINC-PLATED	094117-1	2
3	ROD, LOG CLAMP JAW GUIDE	094116	2
4	JAW WELDMENT, LOG CLAMP ZINC-PLATED	094120-1	2
5	WASHER, Z 10.2 SPLIT LOCK ZINC	F81055-2	26
6	BOLT, M10X35-8.8 HEX HEAD FULL THREAD ZINC	F81003-17	4
7	WASHER 8,2 SPLIT LOCK ZINC	F81054-4	6
8	SCREW M8X40 SHCS ZC 8.8 DIN 912 ISO 4762	F81002-29	4
9	BLOCK, LOG CLAMP UP/DOWN	094124-1	2
10	ANGLE, LOG CLAMP BRACKET	094127-1	2
11	LINK, LOG CLAMP IN/OUT SIDE ZINC-PLATED (2)	094099-1	1
12	ARM, LOG CLAMP IN/OUT ZINC-PLATED	094092-1	1
13	LINK, LOG CLAMP IN/OUT SIDE ZINC-PLATED (1)	094097-1	1
14	PIN, LOG CLAMP UP/DOWN	088631	2
15	CYLINDER, CJ7F-16/40/22 + UE2-40W HYDRAULIC	091346	1
16	SCREW M10X25 SHCS ZC 8.8 DIN 912 ISO 476	F81003-32	4



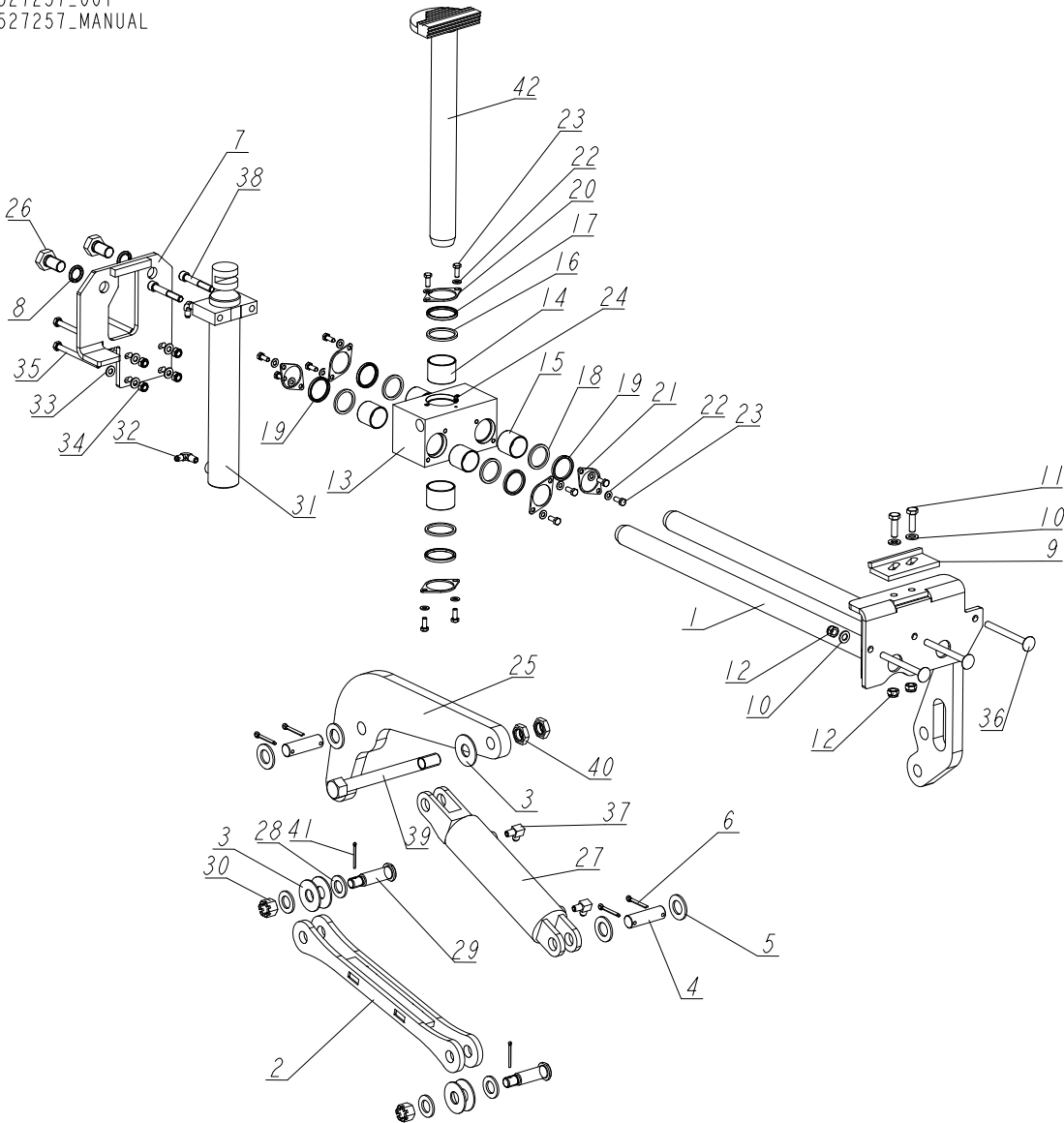
HYDRAULIC SYSTEM

Hydraulic Pull-Down Clamp

REF.	DESCRIPTION (◆ indicates parts available in assemblies only)	PART #	QTY	
17	PLATE WELDMENT, HYDRAULIC CYLINDER MOUNTING	094094-1	1	
-	GUIDE BLOCK W/SELF-LUBRICATING BUSHINGS	090544	2	
18	BLOCK WELDMENT, LOG CLAMP GUIDE PTD	090543-1	1	
19	BUSHING, 3040BS SELF-LUBRICATING	088676	2	
20	PIN, 25X75 ZINC-PLATED	088659-1	1	
21	WASHER, 28 FLAT ZINC	F81061-1	2	
22	PIN, S-ZN 5X40 COTTER	F81043-31	6	
23	WASHER, 17 SPLIT LOCK	F81058-2	2	
24	SCREW, M16X55-8.8 HEX SOCKET HEAD CAP ZINC	F81006-18	2	
25	PLUG, M33 THREAD #12428	089839	2	
26	WASHER, 10.5 FLAT ZINC	F81055-1	18	
27	NUT M10 ZC 8 NYLOCK DIN 982 ISO 7040	F81033-1	18	
28	SCREW M10X35 SHCS ZC 8.8 DIN912 ISO 47	F81003-56	4	
29	BOLT, M10X40-8.8 HEX HEAD FULL THREAD ZINC	F81003-16	4	
30	BOLT, M10X75-8.8 HEX HEAD ZINC	F81003-15	2	
31	BOLT, M10X95-8.8-B HEX HEAD ZINC	F81003-71	8	
32	BUSHING, JFM-2023-21 FLANGED	094113	8	
33	RING, W31 INSIDE RETAINING	F81090-53	8	
34	WASHER, ZINC-PLATED SPACER	094128-1	2	
35	BOLT, M8X12-8.8 HEX HEAD FULL THREAD ZINC	F81002-6	2	
36	CYLINDER, SJ2F-16-40/22/80 HYDRAULIC	093880	1	
37	WASHER, 21 FLAT ZINC	F81059-2	6	
38	FITTING, 1/4NPTX1/4JIC MALE ELBOW	P09142	4	

9.30 Main Hydraulic Log Clamp (2 Rods)

527257_001
527257_MANUAL



REF.	DESCRIPTION (◆ indicates parts available in assemblies only)	PART #	QTY
-	CLAMP, MAIN HYDRAULIC - 2 RODS	527257	1
1	ROD WELDMENT, MAIN HYDRAULIC CLAMP	525107-1	1
2	ARM WELDMENT, HYDRAULIC CLAMP LINK	086963-1	1
3	WASHER, 25 X 63 ZINC-PLATED	088585-1	5
4	PIN, HYDRAULIC CYLINDER ZINC-PLATED	086979-1	2
5	WASHER, 28 FLAT ZINC	F81061-1	4
6	PIN, S-ZN-6.3X45 COTTER	F81045-2	4
7	PLATE, MOUNT (LOG CLAMP W/2 RODS)	527258-1	1
8	WASHER, Z 22.5 SPLIT LOCK ZINC	F81059-4	2
9	STOP WLDMT, HYDRAULIC LOG CLAMP PAINTED	086980-1	1
10	WASHER 13 ZC DIN 126 ISO 7091	F81056-1	5
11	BOLT, M12X40 8.8 HEX HEAD FULL THREAD ZINC	F81004-4	2
12	NUT M12 ZC 8 NYLOCK DIN 982 ISO 7040	F81034-2	5
-	BLOCK, STEEL W/BUSHINGS - COMPLETE	521951	1

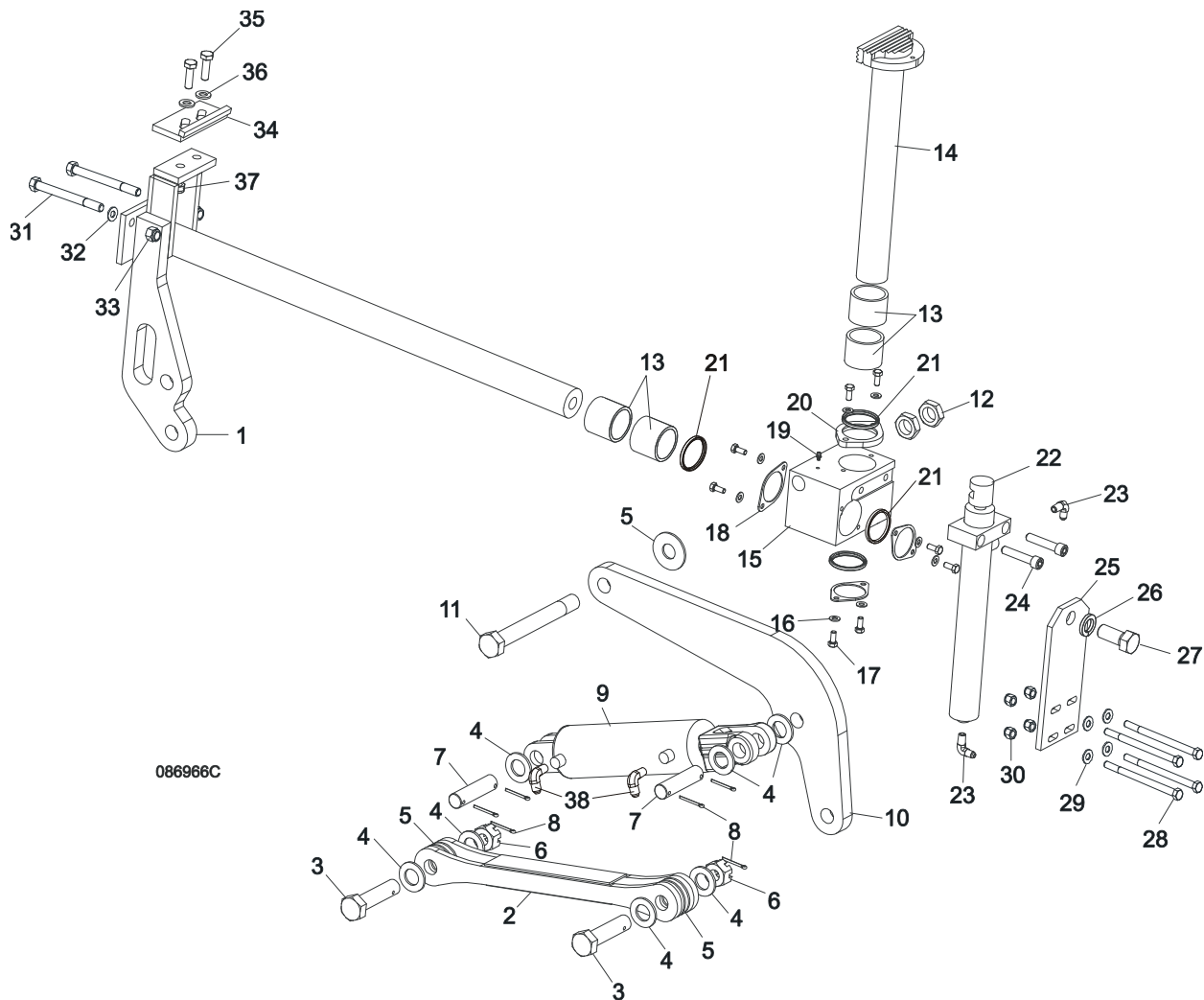


HYDRAULIC SYSTEM

Main Hydraulic Log Clamp (2 Rods)

REF.	DESCRIPTION (◆ indicates parts available in assemblies only)	PART #	QTY
-	BLOCK, STEEL W/BUSHINGS	521950-1	1
13	BLOCK, STEEL	521937	1
14	BUSHING, 5040BS SELF-LUBRICATING	088660	2
15	BUSHING, 4040BS SELF-LUBRICATING	525077	4
16	SPACER, HYDRAULIC LOG CLAMP	089324	2
17	WIPER, ZZ 50X60X7 INCO LOG CLAMP ROD	088587	2
18	WASHER, WIPER - WIDE	525080	4
19	WIPER, ZZ-40X50X5/7	525079	4
20	FLANGE, CLAMP ROD WIPER PAINTED	088887-1	2
21	FLANGE, WIPER	525081-1	4
22	WASHER, 8.4 FLAT ZINC	F81054-1	12
23	BOLT, M8X20-8.8-B HEX HEAD FULL THREAD ZINC	F81002-4	12
24	FITTING, 3/16X3/16 STRAIGHT GREASE	P04107	1
25	ARM, HYDRAULIC LOG CLAMP LINK	086974-1	1
26	BOLT, M22X1,5X40-8.8-B HEX HEAD FULL ZINC	F81009-1	2
27	CYLINDER, CJ-596-16-70/32/78 HYDRAULIC	088589	1
	GASKET, WM 70/32H178AU(088589)(088680)	589503-S	1
28	WASHER, 25 FLAT ZINC	F81061-3	4
29	PIN, B 24X95/85 CLEVIS ZINC	F81049-2	2
30	NUT, Z M20-8-B SLOTTED CASTLE ZINC	F81037-3	2
31	CYLINDER, CJ-S582-16-50/35/300 HYDRAULIC	711617	1
32	FITTING, 1/4NPTX1/4JIC MALE ELBOW	P09142	2
33	WASHER, 10.5 FLAT ZINC	F81055-1	8
34	NUT M10 ZC 8 NYLOCK DIN 982 ISO 7040	F81033-1	4
35	BOLT, M10 X 125-8.8 HEX HEAD ZINC	F81003-18	4
36	BOLT, M12X130-8.8 CARRIAGE HEAD ZINC	F81004-26	3
37	FITTING, 3/8JIC-1/4NPT 90L	015491	2
38	SCREW, M12X80-8.8 HEX SOCKET HEAD CAP ZINC	F81004-20	2
39	BOLT M24X240-8.8-B HEX HEAD ZINC	F81009-17	1
40	NUT, M24-04-B HEX THIN ZINC	F81039-3	2
41	PIN, 4X30 COTTER ZINC-PLATED	F81043-22	2
42	ROD ASSEMBLY, VERTICAL	710735-1	1

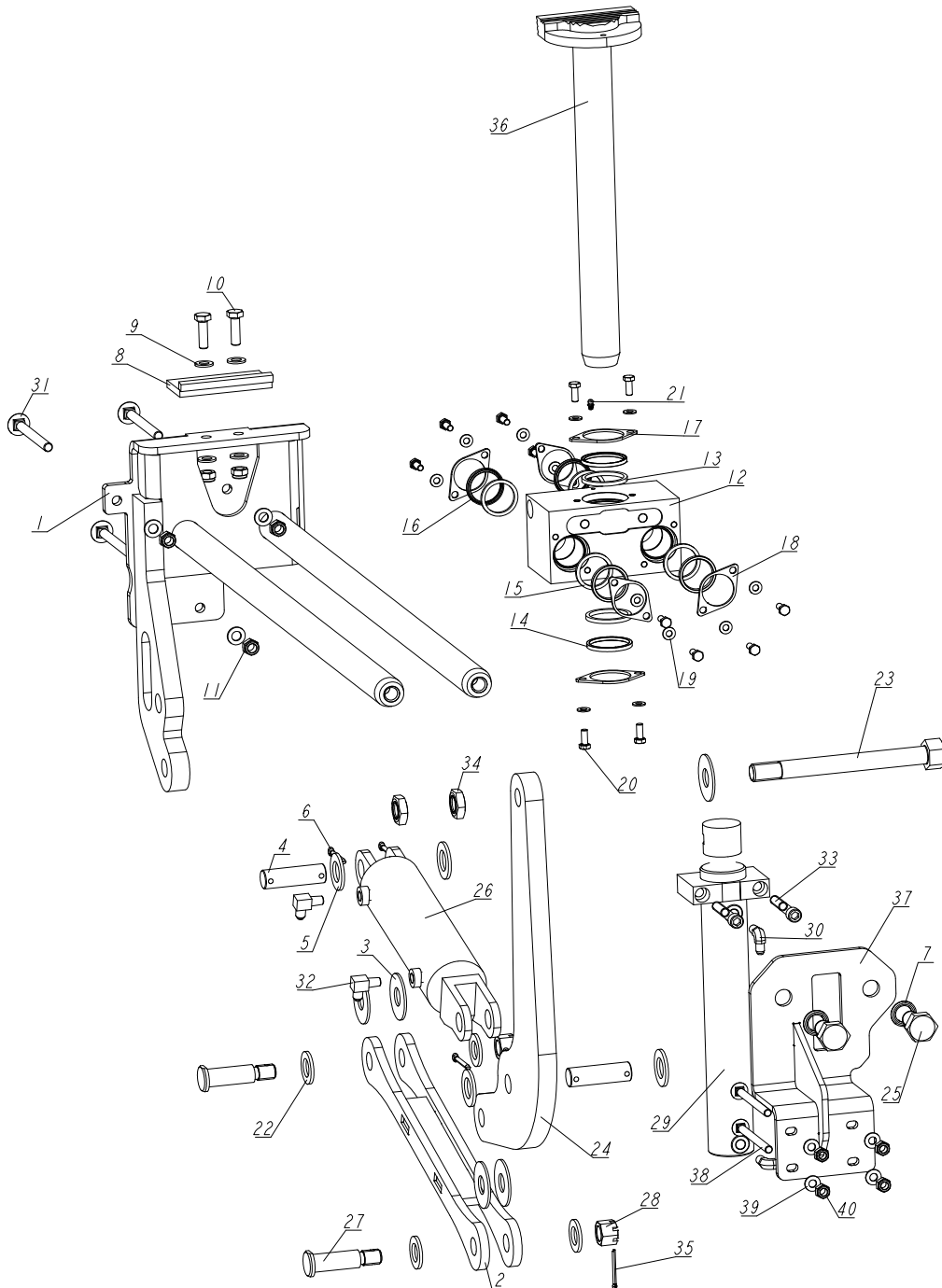
9.31 Hydraulic Log Clamp - Main



REF.	DESCRIPTION (◆ indicates parts available in assemblies only)	PART #	QTY
	HYDRAULIC LOG CLAMP ASSEMBLY	088658	1
1	ROD WELDMENT, LOG CLAMP SLIDE PAINTED	086967-1	1
2	ARM WELDMENT, HYDRAULIC CLAMP LINK PTD	086963-1	1
3	PIN, B 24X95/85 CLEVIS ZINC	F81049-2	1
4	WASHER, 25 FLAT ZINC	F81061-3	8
5	WASHER, 25 X 63 ZINC-PLATED	088585-1	5
6	NUT, Z M20-8-B SLOTTED CASTLE ZINC	F81037-3	2
7	PIN, HYDRAULIC CYLINDER ZINC-PLATED	086979-1	2
8	PIN, S-ZN-6.3X45 COTTER	F81045-2	6
9	CYLINDER, CJ-596-16-70/32/78 HYDRAULIC	088589	1
	GASKET, WM 70/32H178AU(088589)(088680)	589503-S	1
10	ARM, HYDRAULIC LOG CLAMP LINK	086974-1	1
11	BOLT, M24X217/39-8.8-B HEX HEAD ZINC	088586-1	1
12	NUT, M24-04-B HEX THIN ZINC	F81039-3	2
13	BUSHING, 5040BS SELF-LUBRICATING	088660	2

14	ROD WELDMENT, LOG CLAMP VERTICAL PAINTED	088582-1	1	
15	BLOCK, LOG CLAMP PAINTED STEEL	088591-1	1	
16	WASHER, 8.4 FLAT ZINC	F81054-1	8	
17	BOLT, M8X20-8.8-B HEX HEAD FULL THREAD ZINC	F81002-4	8	
18	FLANGE, CLAMP ROD WIPER PAINTED	088887-1	3	
19	FITTING, 3/16X3/16 STRAIGHT GREASE	P04107	1	
20	FLANGE, CLAMP ROD WIPER PAINTED	088887-1	1	
21	WIPER, ZZ 50X60X7 INCO LOG CLAMP ROD	088587	1	
22	CYLINDER, CJ-S169-16-40/22/254 HYDRAULIC	088590	1	
23	FITTING, 1/4NPTX1/4JIC MALE ELBOW	P09142	2	
24	SCREW, M12X55-8.8-B HEX SOCKET HEAD CAP	F81004-23	2	
25	PLATE, LOG CLAMP MOUNT PAINTED	086975-1	1	
26	WASHER, Z 22.5 SPLIT LOCK ZINC	F81059-4	1	
27	BOLT,M22X1,5X40-8.8-B HEX HEAD FULL ZINC	F81009-1	1	
28	BOLT, M10 X 125-8.8 HEX HEAD ZINC	F81003-18	4	
29	WASHER, 10.5 FLAT ZINC	F81055-1	8	
30	NUT M10 ZC 8 NYLOCK DIN 982 ISO 7040	F81033-1	4	
31	BOLT, M12X130-8.8-HEX HEAD ZINC	F81004-36	2	
32	WASHER 13 ZC DIN 126 ISO 7091	F81056-1	2	
33	NUT M12 ZC 8 DIN 934	F81034-1	2	
	STOP KIT, CLAMP	K09485	1	
34	STOP WLDMT, HYDRAULIC LOG CLAMP PAINTED	086980-1	1	
35	BOLT, M12X40 8.8 HEX HEAD FULL THREAD ZINC	F81004-4	2	
36	WASHER 13 ZC DIN 126 ISO 7091	F81056-1	2	
37	NUT M12 ZC 8 NYLOCK DIN 982 ISO 7040	F81034-2	4	
38	FITTING, 3/8JIC-1/4NPT 90L	015491	2	

9.32 Main Log Clamp (540970)



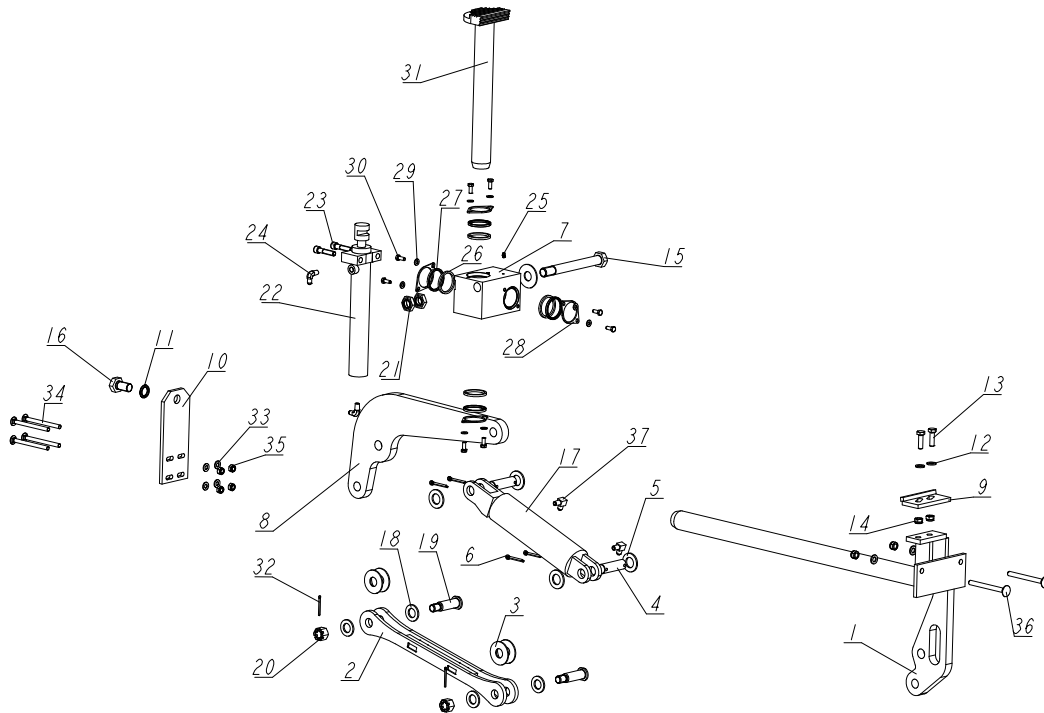
REF.	DESCRIPTION (◆ indicates parts available in assemblies only)	PART #	QTY
-	MAIN LOG CLAMP	540970	1
1	ROD ASSEMBLY, MAIN LOG CLAMP	540969-1	1
2	ARM WELDMENT, HYDRAULIC CLAMP LINK PTD	086963-1	1
3	WASHER, 25 X 63 ZINC-PLATED	088585-1	5
4	PIN, HYDRAULIC CYLINDER ZINC-PLATED	086979-1	2
5	WASHER, 28 FLAT ZINC	F81061-1	4
6	PIN, S-ZN-6.3X45 COTTER	F81045-2	4
7	WASHER, Z 22.5 SPLIT LOCK ZINC	F81059-4	2

HYDRAULIC SYSTEM**Main Log Clamp (540970)**

REF.	DESCRIPTION (◆ indicates parts available in assemblies only)	PART #	QTY	
8	STOP WLDMT, HYDRAULIC LOG CLAMP PAINTED	086980-1	1	
9	WASHER 13 ZC DIN 126 ISO 7091	F81056-1	7	
10	BOLT, M12X40 8.8 HEX HEAD FULL THREAD ZINC	F81004-4	2	
11	NUT M12 ZC 8 NYLOCK DIN 982 ISO 7040	F81034-2	5	
-	BLOCK, STEEL W/BUSHINGS - COMPLETE	521951	1	
12	BLOCK, STEEL W/BUSHINGS	521950-1	1	
13	SPACER, HYDRAULIC LOG CLAMP	089324	2	
14	WIPER, ZZ 50X60X7 INCO LOG CLAMP ROD	088587	2	
15	WASHER, WIPER - WIDE	525080	4	
16	WIPER, ZZ-40X50X5/7	525079	4	
17	FLANGE, CLAMP ROD WIPER PAINTED	088887-1	2	
18	FLANGE, WIPER	525081-1	4	
19	WASHER, 8.4 FLAT ZINC	F81054-1	12	
20	BOLT, M8X20-8.8-B HEX HEAD FULL THREAD ZINC	F81002-4	12	
21	FITTING, 3/16X3/16 STRAIGHT GREASE	P04107	1	
22	WASHER, 25 FLAT ZINC	F81061-3	4	
23	BOLT M24X240-8.8-B HEX HEAD ZINC	F81009-17	1	
24	ARM, LOG CLAMP	547699-1	1	
25	BOLT, M22X1,5X40-8.8-B HEX HEAD FULL ZINC	F81009-1	2	
26	CYLINDER, CJ-596-16-70/32/78 HYDRAULIC	088589	1	
	GASKET, WM 70/32H178AU(088589)(088680)	589503-S	1	
27	PIN, B 24X95/85 CLEVIS ZINC	F81049-2	2	
28	NUT, Z M20-8-B SLOTTED CASTLE ZINC	F81037-3	2	
29	CYLINDER, CJ-S582-16-50/35/300 HYDRAULIC	711617	1	
30	FITTING, 1/4NPTX1/4JIC MALE ELBOW	P09142	2	
31	BOLT, M12X130-8.8 CARRIAGE HEAD ZINC	F81004-26	3	
32	FITTING, 3/8JIC-1/4NPT 90L	015491	2	
33	SCREW, M12X80-8.8 HEX SOCKET HEAD CAP ZINC	F81004-20	2	
34	NUT, M24-04-B HEX THIN ZINC	F81039-3	2	
35	PIN, 4X30 COTTER ZINC-PLATED	F81043-22	2	
36	ROD ASSEMBLY, VERTICAL	710735-1	1	
37	BRACKET, COMPLETE	547682-1	1	
38	BOLT, M10X125 8.8 CARRIAGE ZINC	F81003-34	4	
39	WASHER, 10.5 FLAT ZINC	F81055-1	4	
40	NUT M10 ZC 8 NYLOCK DIN 982 ISO 7040	F81033-1	4	

9.33 Two-Plane Log Clamp - M-type Frame +100 (544213)

544213_001
544213_MANUAL



REF.	DESCRIPTION (◆ indicates parts available in assemblies only)	PART #	QTY
-	TWO-PLANE LOG CLAMP (M-TYPE FRAME +100)	544213	1
1	ROD ASSEMBLY, TWO-PLANE LOG CLAMP	544212-1	1
2	ARM WELDMENT, HYDRAULIC CLAMP LINK	086963-1	1
3	WASHER, 25 X 63	088585	5
4	PIN, HYDRAULIC CYLINDER ZINC-PLATED	086979-1	2
5	WASHER, 28 FLAT ZINC	F81061-1	4
6	PIN, S-ZN-6.3X45 COTTER	F81045-2	4
7	BLOCK, LOG CLAMP PAINTED STEEL	088591-1	1
8	ARM, LX450 HYDRAULIC CLAMP LINK	518923-1	1
9	STOP WLDMT, HYDRAULIC LOG CLAMP PAINTED	086980-1	1
10	MOUNTING PLATE, PAINTED	551125-1	1
11	WASHER, Z 22.5 SPLIT LOCK ZINC	F81059-4	1
12	WASHER 13 ZC DIN 126 ISO 7091	F81056-1	4
13	BOLT, M12X40 8.8 HEX HEAD FULL THREAD ZINC	F81004-4	2
14	NUT M12 ZC 8 NYLOCK DIN 982 ISO 7040	F81034-2	4
15	BOLT, M24X217/39-8.8-B HEX HEAD ZINC	088586-1	1
16	BOLT, M22X1,5X40-8.8-B HEX HEAD FULL ZINC	F81009-1	1
17	CYLINDER, CJ-596-16-70/32/78 HYDRAULIC	088589	1
	GASKET, WM 70/32H178AU(088589)(088680)	589503-S	1
18	WASHER, 25 FLAT ZINC	F81061-3	4
19	PIN, B 24X95/85 CLEVIS ZINC	F81049-2	2
20	NUT, Z M20-8-B SLOTTED CASTLE ZINC	F81037-3	2
21	NUT, M24-04-B HEX THIN ZINC	F81039-3	2

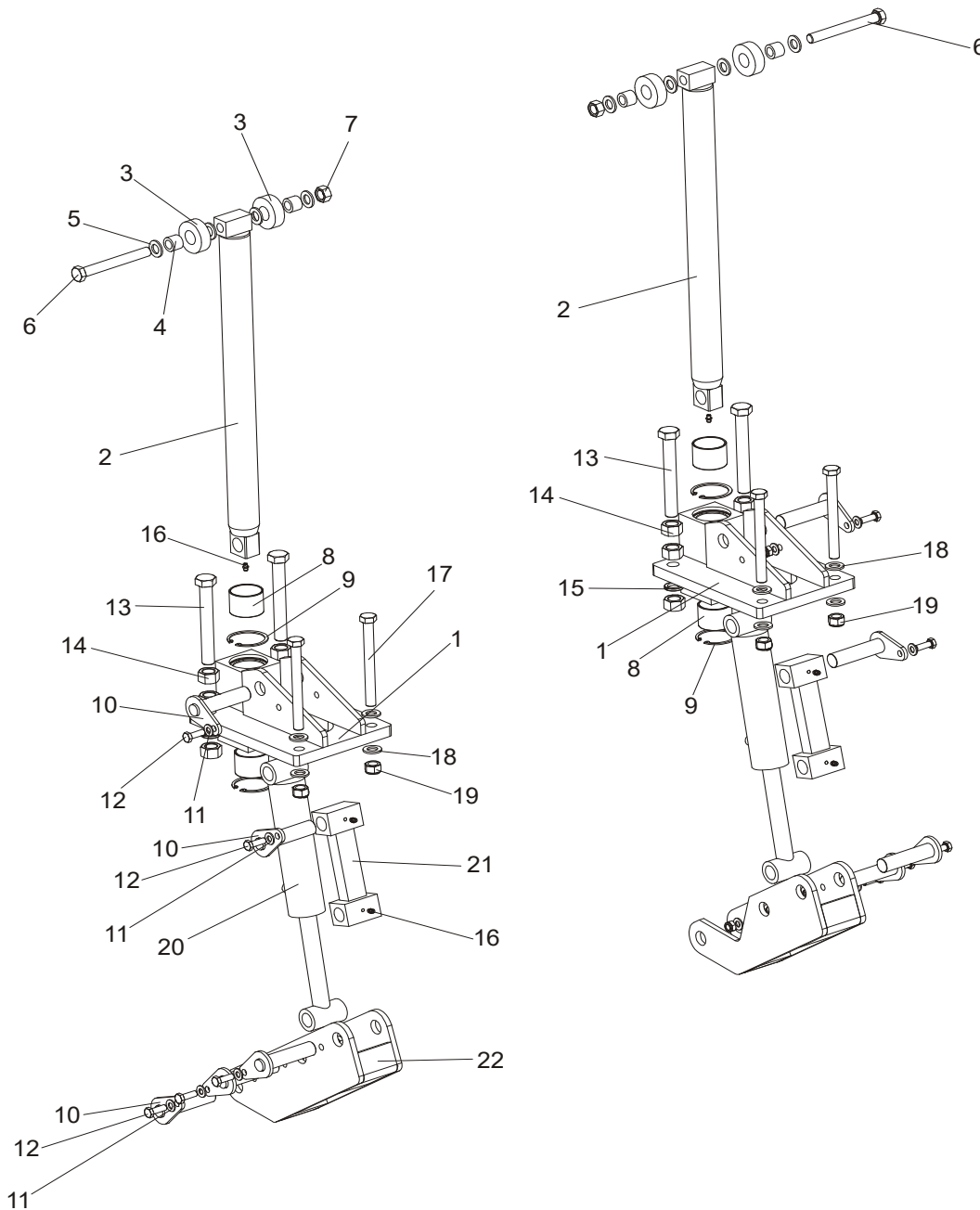


HYDRAULIC SYSTEM

Two-Plane Log Clamp - M-type Frame +100 (544213)

REF.	DESCRIPTION (◆ indicates parts available in assemblies only)	PART #	QTY	
22	CYLINDER, CJ-S169-16-40/22/254 HYDRAULIC	088590	1	
23	SCREW, M12X55-8.8-B HEX SOCKET HEAD CAP	F81004-23	2	
24	FITTING, 1/4NPTX1/4JIC MALE ELBOW	P09142	2	
25	FITTING, 3/16X3/16 STRAIGHT GREASE	P04107	1	
26	SPACER, HYDRAULIC LOG CLAMP	089324	4	
27	WIPER, ZZ 50X60X7 INCO LOG CLAMP ROD	088587	4	
28	FLANGE, CLAMP ROD WIPER PAINTED	088887-1	4	
29	WASHER, 8.4 FLAT ZINC	F81054-1	8	
30	BOLT, M8X20-8.8-B HEX HEAD FULL THREAD ZINC	F81002-4	8	
31	ROD WELDMENT, LOG CLAMP VERTICAL PAINTED	088582-1	1	
32	PIN, S-ZN 4 X 45 COTTER	F81043-21	2	
33	WASHER, 10.5 FLAT ZINC	F81055-1	4	
34	BOLT, M10X125 8.8 CARRIAGE ZINC	F81003-34	4	
35	NUT M10 ZC 8 NYLOCK DIN 982 ISO 7040	F81033-1	4	
36	BOLT, M12X130-8.8 CARRIAGE HEAD ZINC	F81004-26	2	
37	FITTING, 3/8JIC-1/4NPT 90L	015491	2	

9.34 Hydraulic Log Side Supports (Super Version)



REF.	DESCRIPTION (◆ indicates parts available in assemblies only)	PART #	QTY
	SUPPORT, LT70/300 VERTICAL LOG SIDE (2)	094388	
1	MOUNT WELDMENT, LT70/300 VERTICAL SIDE SUPPORT UPPER	508958-1	1
2	ROD WELDMENT, LT70/300 VERTICAL SIDE SUPPORT COMPLETE	094011-1	1
3	ROLLER, LT70/300 VERTIC.SIDE SUPPORT ZINC	094013-1	2
4	BUSHING, LT70/300 VERICAL SIDE SUPPORT	094012	2
5	WASHER, 17 ZINC FLAT	F81058-1	4
6	BOLT, M16X140-8.8 HEX HEAD ZINC	F81006-4	1
7	NUT, 5/8-11 HEX	F81036-1	1
8	BUSHING, 5040BS SELF-LUBRICATING	088660	1
9	RING, 62W INSIDE RETAINING	F81090-1	2

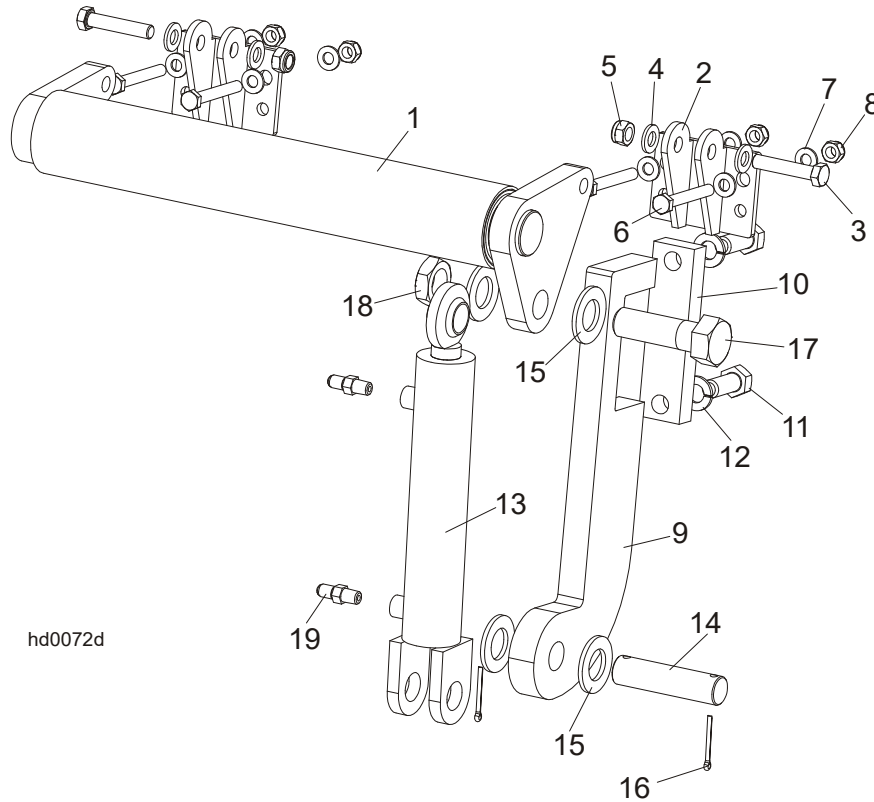


HYDRAULIC SYSTEM

Hydraulic Log Side Supports (Super Version)

10	PIN WELDMENT, VERTICAL SIDE SUPPORT ZINC-PLATED	091197-1	5	
11	WASHER, 10.5 FLAT ZINC	F81055-1	5	
12	BOLT, M10X30-5.8-HEX HEAD FULL THREAD ZINC	F81003-2	5	
13	BOLT, M20X150 8.8 FE/ZN5 ISO 4017	F81007-3	2	
14	NUT, M20-8- HEX ZINC	F81037-1	6	
15	WASHER, 20.5 SPLIT LOCK ZINC	F81059-1	2	
16	GREASE, M6 TYP A FITTING	086280	2	
17	BOLT, M16X160-8.8 HEX HEAD ZINC	F81006-20	2	
18	WASHER, 17 ZINC FLAT	F81058-1	4	
19	NUT, M16-8 HEX NYLON ZINC LOCK	F81036-2	2	
20	CYLINDER, 28/150 1/4 NPT PORT HYDRAULIC	094002	1	
21	LINK WELDMENT, VERTICAL SIDE SUPPORT	094016-1	1	
22	MOUNT WELDMENT, LT70/300 VERTICAL SIDE SUPPORT	094387-1	1	
	SUPPORT, LT70/300 VERTICAL LOG SIDE	094010		
1	MOUNT WELDMENT, LT70/300 VERTICAL SIDE SUPPORT UPPER	508958-1	1	
2	ROD WELDMENT, LT70/300 VERTICAL SIDE SUPPORT COMPLETE	094011-1	1	
3	ROLLER, LT70/300 VERTIC.SIDE SUPPORT ZINC	094013-1	2	
4	BUSHING, LT70/300 VERTICAL SIDE SUPPORT	094012	2	
5	WASHER, 17 ZINC FLAT	F81058-1	4	
6	BOLT, M16X140-8.8 HEX HEAD ZINC	F81006-4	1	
7	NUT, 5/8-11 HEX	F81036-1	1	
8	BUSHING, 5040BS SELF-LUBRICATING	088660	1	
9	RING, 62W INSIDE RETAINING	F81090-1	2	
10	PIN WELDMENT, VERTICAL SIDE SUPPORT ZINC-PLATED	091197-1	5	
11	WASHER, 10.5 FLAT ZINC	F81055-1	5	
12	BOLT, M10X30-5.8-HEX HEAD FULL THREAD ZINC	F81003-2	5	
13	BOLT, M20X150 8.8 FE/ZN5 ISO 4017	F81007-3	2	
14	NUT, M20-8- HEX ZINC	F81037-1	6	
15	WASHER, 20.5 SPLIT LOCK ZINC	F81059-1	2	
16	GREASE, M6 TYP A FITTING	086280	2	
17	BOLT, M16X160-8.8 HEX HEAD ZINC	F81006-20	2	
18	WASHER, 17 ZINC FLAT	F81058-1	4	
19	NUT, M16-8 HEX NYLON ZINC LOCK	F81036-2	2	
20	CYLINDER, 28/150 1/4 NPT PORT HYDRAULIC	094002	1	
21	LINK WELDMENT, VERTICAL SIDE SUPPORT	094016-1	1	
22	MOUNT WELDMENT, LT70/300 VERTICAL SIDE SUPPORT LOWER	094387-1	1	

9.35 Hydraulic Toe Board

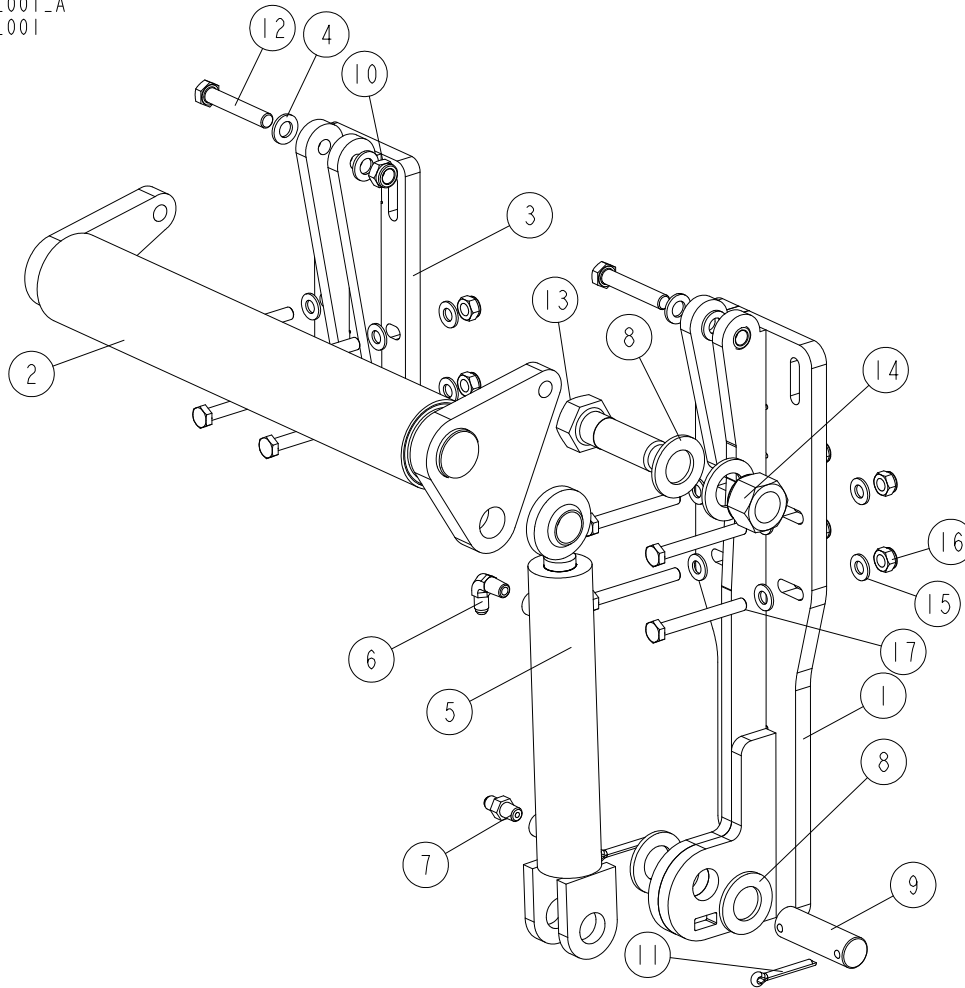


hd0072d

REF.	DESCRIPTION (◆ indicates parts available in assemblies only)	PART #	QTY
	HYDRAULIC TOE BOARD - REAR	092634	1
1	ROLLER WELDMENT, HYDRAULIC TOE BOARD	086253-1	1
2	BRACKET, TOE BOARD ROLLER MOUNT	087903-1	4
3	BOLT, M12X60-8.8 HEX HEAD ZINC	F81004-5	4
4	WASHER 13 ZC DIN 126 ISO 7091	F81056-1	8
5	NUT M12 ZC 8 NYLOCK DIN 982 ISO 7040	F81034-2	4
6	BOLT, M10X75-8.8 HEX HEAD ZINC	F81003-15	8
7	WASHER, 10.5 FLAT ZINC	F81055-1	16
8	NUT M10 ZC 8 NYLOCK DIN 982 ISO 7040	F81033-1	8
9	BRACKET, HYDRAULIC TOEBOARD MOUNT	087729-1	2
10	PLATE, HYDRAULIC TOEBOARD MOUNT	090086-1	2
11	BOLT, M16X40-8.8 HEX HEAD FULL THREAD ZINC	F81006-13	4
12	WASHER, 17 SPLIT LOCK	F81058-2	4
13	CYLINDER, CJ-S170-16-40/25/152 HYDRAULIC	088681	2
14	PIN, HYDRAULIC CYLINDER ZINC-PLATED	086979-1	2
15	WASHER, 28 FLAT ZINC	F81061-1	8
16	PIN, 3/16X1.5 COTTER	F05012-23	4
17	BOLT, 1-8X3 1/4 HH GR5	F05009-51	2
18	NUT, 1-14 HEX JAM UNPLATED	F05010-117	2
19	FITTING, 1/4NPTX1/4JIC MALE	P09143	4

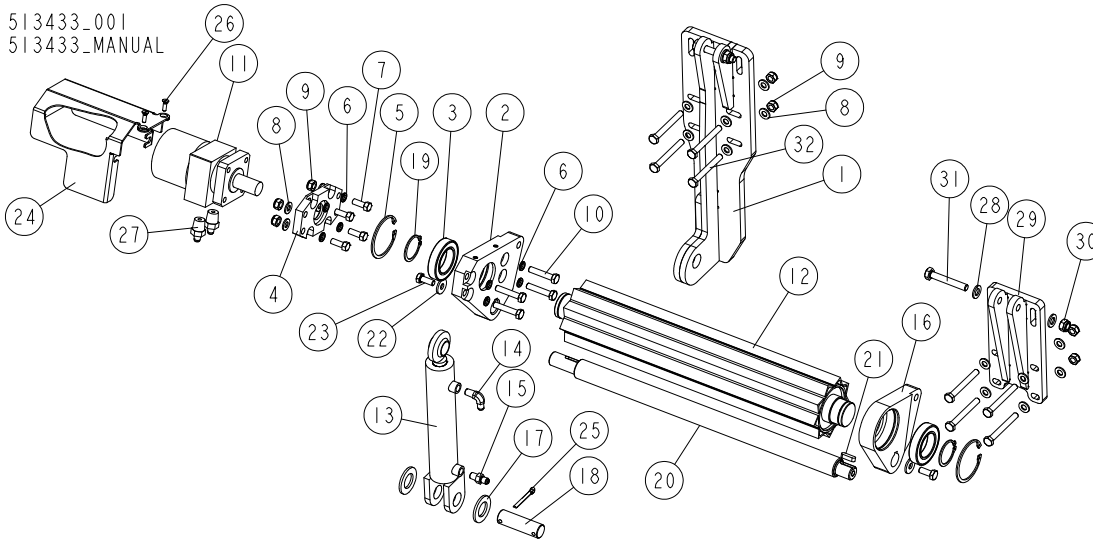
9.36 Left Hydraulic Toe Board (mounted on lower bed rail)

519735_001_A
519735_001



REF.	DESCRIPTION (◆ indicates parts available in assemblies only)	PART #	QTY
-	ROLLER, LEFT HYDRAULIC TOE BOARD (MOUNTED ON LOWER BED RAIL)	519735	1
1	BRACKET WELDMENT, HYDRAULIC CYLINDER MOUNT	527018-1	1
2	ROLLER WELDMENT, HYDRAULIC TOE BOARD	086253-1	1
3	BRACKET WELDMENT, ROLLER	520099-1	1
4	WASHER 13 ZC DIN 126 ISO 7091	F81056-1	28
-	CYLINDER ASSEMBLY, HYDRAULIC TOE BOARD	085937	1
5	CYLINDER, CJ-S170-16-40/25/152 HYDRAULIC	088681	1
6	FITTING, 1/4NPTX1/4JIC MALE ELBOW	P09142	1
7	FITTING, 1/4NPTX1/4JIC MALE	P09143	1
8	WASHER, 28 FLAT ZINC	F81061-1	4
9	PIN, HYDRAULIC CYLINDER ZINC-PLATED	086979-1	1
10	NUT M12 ZC 8 NYLOCK DIN 982 ISO 7040	F81034-2	14
11	PIN, S-ZN-6.3X45 COTTER	F81045-2	2
12	BOLT, M12X70-8.8 HEX HEAD ZINC	F81004-39	2
13	BOLT, M12X90 8.8 HEX HEAD ZINC	F81004-2	12
14	BOLT, 1-8X3 1/4 HH GR5	F05009-51	1
15	NUT, 1-8 HEX NYLON LOCK ZINC	F05010-109	1

9.37 Driven Log Levelling Roller (mounted on lower bed rail)



REF.	DESCRIPTION (◆ indicates parts available in assemblies only)	PART #	QTY
-	ROLLER, DRIVEN LOG LEVELLING (LOWER BED RAIL)	513433	1
1	BRACKET WELDMENT, POWER ROLLER	510605-1	1
2	BRACKET, SIDE W/HYDRO MOTOR CONNECTOR	096029-1	1
3	BEARING, 6009.2RSR (FAG) ROLLING	096025	2
4	PLATE, HYDRAULIC MOTOR MOUNT	096030-1	1
5	RING, W 75 INSIDE RETAINING	F81090-41	2
6	WASHER, Z 10.2 SPLIT LOCK ZINC	F81055-2	8
7	BOLT, 3/8-16X1 HEX HEAD	F05007-7	4
8	WASHER, 10.5 FLAT ZINC	F81055-1	20
9	NUT M10 ZC 8 NYLOCK DIN 982 ISO 7040	F81033-1	12
10	BOLT M10X50 HH ZC FT 8.8 DIN 933	F81003-4	4
11	MOTOR, MG06-13-13AAAB HYDRAULIC	P21506	1
12	ROLLER WELDMENT, DRIVEN LOG LEVELLING	096028-1	1
-	CYLINDER ASSEMBLY, HYDRAULIC TOE BOARD	085937	1
13	CYLINDER, CJ-S170-16-40/25/152 HYDRAULIC	088681	1
14	FITTING, 1/4NPTX1/4JIC MALE ELBOW	P09142	1
15	FITTING, 1/4NPTX1/4JIC MALE	P09143	1
16	BRACKET, POWER ROLLER SIDE	096031-1	1
17	WASHER, 28 FLAT ZINC	F81061-1	2
18	PIN, HYDRAULIC CYLINDER ZINC-PLATED	086979-1	1
19	RING, Z 45 OUTSIDE RETAINING	F81090-32	2
20	ROD, CONNECTION	096034-1	1
21	KEY, A8X7X28 PARALLEL	096035	2
22	WASHER, 10.5 SPECIAL FLAT ZINC	F81055-6	2
23	BOLT, M10X25 8.8 HEX HEAD FULL THREAD ZINC	F81003-31	2
24	COVER, HYDRAULIC MOTOR	096037-1	1
25	PIN, S-ZN-6.3X45 COTTER	F81045-2	1
26	SCREW, M6X20-5.8-B SLOTTED COUNTERSUNK HEAD ZINC	F81001-31	2
27	FITTING, 1/2-14NPT/ 7/16-20UNF STRAIGHT W/MALE THREAD	096919	2

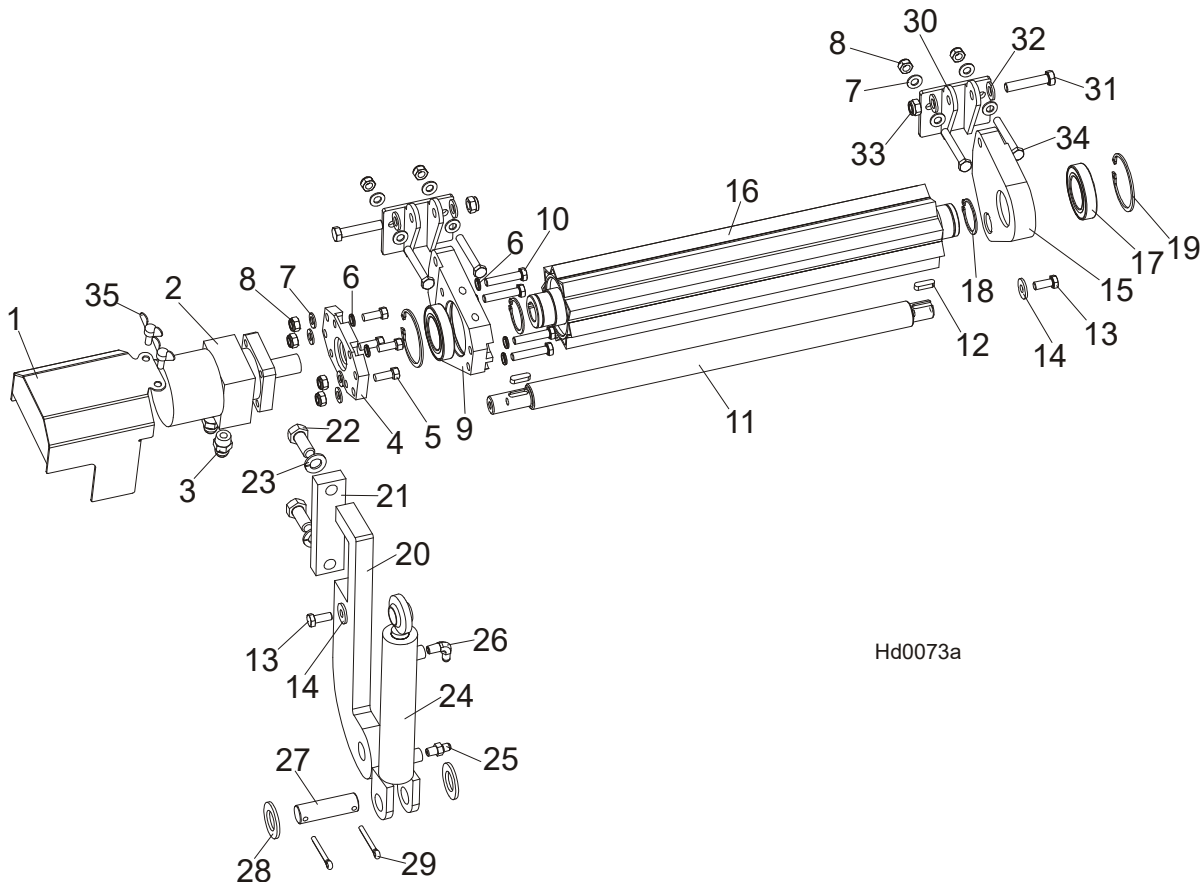


HYDRAULIC SYSTEM

Driven Log Levelling Roller (mounted on lower bed rail)

REF.	DESCRIPTION (◆ indicates parts available in assemblies only)	PART #	QTY	
28	WASHER 13 ZC DIN 126 ISO 7091	F81056-1	4	
29	BRACKET WELDMENT, ROLLER	520099-1	1	
30	NUT M12 ZC 8 NYLOCK DIN 982 ISO 7040	F81034-2	2	
31	BOLT, M12X75-8.8 HEX HEAD FULL THREAD ZINC	F81004-10	2	
32	BOLT, M10X85-8.8 HEX HEAD ZINC	F81003-125	8	

9.38 Power Toe Roller



Hd0073a

REF.	DESCRIPTION (◆ indicates parts available in assemblies only)	PART #	QTY
	POWER ROLLER	096040	1
1	COVER, HYDRAULIC MOTOR	096037-1	1
2	MOTOR, MG06-13-13AAAB HYDRAULIC	P21506	1
3	FITTING, 1/2-14NPT/ 7/16-20UNF STRAIGHT	096919	2
4	PLATE, HYDRAULIC MOTOR MOUNT	096030-1	1
5	BOLT, 3/8-16X1 HEX HEAD	F05007-7	4
6	WASHER, Z 10.2 SPLIT LOCK ZINC	F81055-2	4
7	WASHER, 10.5 FLAT ZINC	F81055-1	12
8	NUT M10 ZC 8 NYLOCK DIN 982 ISO 7040	F81033-1	8
9	BRACKET, SIDE W/HYDRO MOTOR CONNECTOR	096029-1	1
10	BOLT M10X50 HH ZC FT 8.8 DIN 933	F81003-4	4
11	ROD, CONNECTION	096034	1
12	KEY, A8X7X28 PARALLEL	096035	2
13	BOLT, M10X25 8.8 HEX HEAD FULL THREAD ZINC	F81003-31	2
14	WASHER, 10.5 SPECIAL FLAT ZINC	F81055-6	2
15	BRACKET, POWER ROLLER SIDE	096031-1	1
16	ROLLER WELDMENT, DRIVEN LOG LEVELLING	096028-1	1
17	BEARING, 6009.2RSR (FAG) ROLLING	096025	2
18	RING, Z 45 OUTSIDE RETAINING	F81090-32	2
19	RING, W 75 INSIDE RETAINING	F81090-41	2
20	BRACKET, HYDRAULIC TOEBOARD MOUNT	087729-1	1

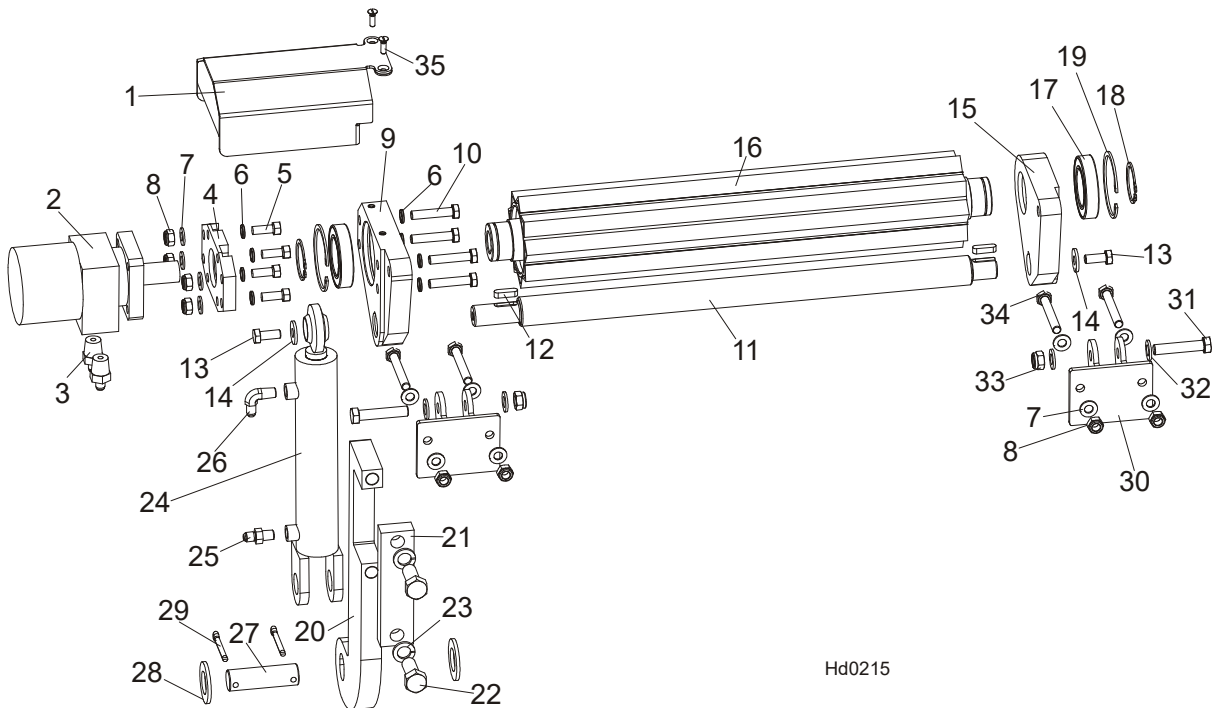


HYDRAULIC SYSTEM

Power Toe Roller

21	PLATE, HYDRAULIC TOE BOARD MOUNT	090086-1	1	
22	BOLT, M16X40-8.8 HEX HEAD FULL THREAD ZINC	F81006-13	2	
23	WASHER, 17 SPLIT LOCK	F81058-2	2	
	CYLINDER ASSEMBLY, HYDRAULIC TOE BOARD	085937	1	
24	CYLINDER, CJ-S170-16-40/25/152 HYDRAULIC	088681	1	
25	FITTING, 1/4NPTX1/4JIC MALE	P09143	1	
26	FITTING, 1/4NPTX1/4JIC MALE ELBOW	P09142	1	
27	PIN, HYDRAULIC CYLINDER ZINC-PLATED	086979-1	1	
28	WASHER, 28 FLAT ZINC	F81061-1	2	
29	PIN, S-ZN-6.3X45 COTTER	F81045-2	2	
30	BRACKET, TOE BOARD ROLLER MOUNT	087903-1	2	
31	BOLT, M12X60-8.8 HEX HEAD ZINC	F81004-5	2	
32	WASHER 13 ZC DIN 126 ISO 7091	F81056-1	4	
33	NUT M12 ZC 8 NYLOCK DIN 982 ISO 7040	F81034-2	2	
34	BOLT, M10X75-8.8 HEX HEAD ZINC	F81003-15	4	
35	SCREW, M6 X 16 THUMB	F81001-16	2	

9.39 Power Toe Roller (Option)



Hd0215

REF.	DESCRIPTION (◆ indicates parts available in assemblies only)	PART #	QTY
	POWER ROLLER	507688	1
1	GUARD, HYDRAULIC MOTOR	507690-1	1
2	MOTOR, MG06-13-13AAAB HYDRAULIC	P21506	1
3	FITTING, 1/2-14NPT/ 7/16-20UNF STRAIGHT	096919	2
4	PLATE, HYDRAULIC MOTOR MOUNT	096030-1	1
5	BOLT, 3/8-16X1 HEX HEAD	F05007-7	4
6	WASHER, Z 10.2 SPLIT LOCK ZINC	F81055-2	4
7	WASHER, 10.5 FLAT ZINC	F81055-1	12
8	NUT M10 ZC 8 NYLOCK DIN 982 ISO 7040	F81033-1	8
9	BRACKET, SIDE W/HYDRO MOTOR CONNECTOR	507684-1	1
10	BOLT M10X50 HH ZC FT 8.8 DIN 933	F81003-4	4
11	ROD, CONNECTION	096034	1
12	KEY, A8X7X28 PARALLEL	096035	2
13	BOLT, M10X25 8.8 HEX HEAD FULL THREAD ZINC	F81003-31	2
14	WASHER, 10.5 SPECIAL FLAT ZINC	F81055-6	2
15	BRACKET, SIDE	507687-1	1
16	ROLLER WELDMENT, DRIVEN LOG LEVELLING	096028-1	1
17	BEARING, 6009.2RSR (FAG) ROLLING	096025	2
18	RING, Z 45 OUTSIDE RETAINING	F81090-32	2
19	RING, W 75 INSIDE RETAINING	F81090-41	2
20	BRACKET, HYDRAULIC TOEBOARD MOUNT	087729-1	1
21	PLATE, HYDRAULIC TOEBOARD MOUNT	090086-1	1
22	BOLT, M16X40-8.8 HEX HEAD FULL THREAD ZINC	F81006-13	2
23	WASHER, 17 SPLIT LOCK	F81058-2	2
	CYLINDER ASSEMBLY, HYDRAULIC TOE BOARD	085937	1
24	CYLINDER, CJ-S170-16-40/25/152 HYDRAULIC	088681	1



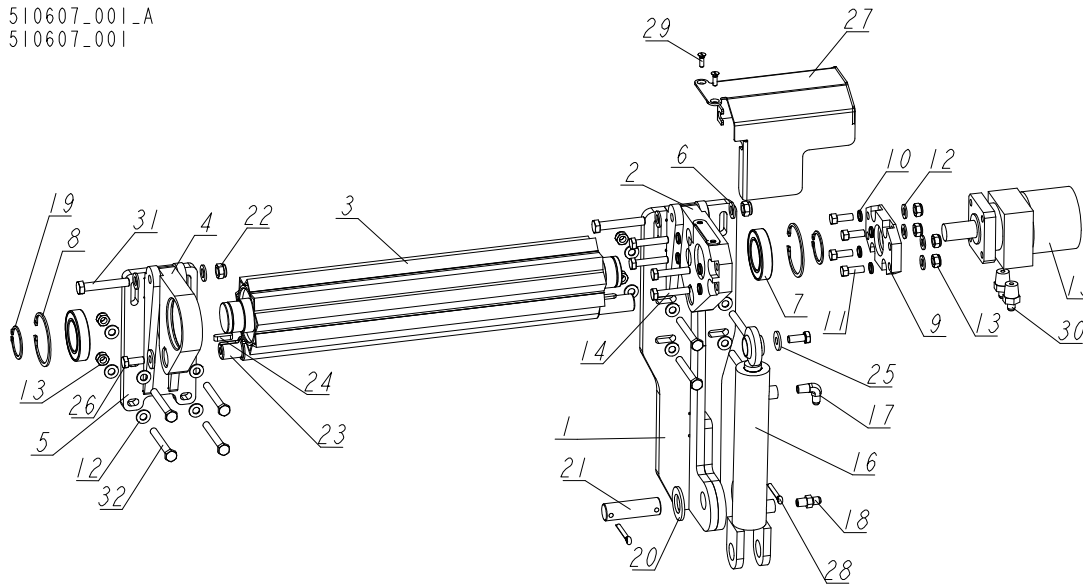
HYDRAULIC SYSTEM

Power Toe Roller (Option)

25	FITTING, 1/4NPTX1/4JIC MALE	P09143	1	
26	FITTING, 1/4NPTX1/4JIC MALE ELBOW	P09142	1	
27	PIN, HYDRAULIC CYLINDER ZINC-PLATED	086979-1	1	
28	WASHER, 28 FLAT ZINC	F81061-1	2	
29	PIN, S-ZN-6.3X45 COTTER	F81045-2	2	
30	BRACKET, TOE BOARD ROLLER MOUNT	087903-1	2	
31	BOLT, M12X60-8.8 HEX HEAD ZINC	F81004-5	2	
32	WASHER 13 ZC DIN 126 ISO 7091	F81056-1	4	
33	NUT M12 ZC 8 NYLOCK DIN 982 ISO 7040	F81034-2	2	
34	BOLT, M10X75-8.8 HEX HEAD ZINC	F81003-15	4	
35	SCREW, M6X20-5.8-B SLOTTED COUNTERSUNK HEAD	F81001-31	2	

9.40 Driven Log Levelling Roller, Lower Bed Rail (Option)

510607_001_A
510607_001



REF.	DESCRIPTION (◆ indicates parts available in assemblies only)	PART #	QTY
-	DRIVEN LOG LEVELLING ROLLER - LEFT W/CLAMP	510607	1
1	BRACKET WELDMENT, HYDRAULIC CYLINDER MOUNT	527018-1	1
2	BRACKET, SIDE W/HYDRO MOTOR CONNECTOR	507684-1	1
3	ROLLER WELDMENT, DRIVEN LOG LEVELLING	096028-1	1
4	BRACKET, SIDE	507687-1	1
5	BRACKET WELDMENT, ROLLER	520099-1	1
6	WASHER 13 ZC DIN 126 ISO 7091	F81056-1	21
7	BEARING, 6009.2RSR (FAG) ROLLING	096025	2
8	RING, W 75 INSIDE RETAINING	F81090-41	2
9	PLATE, HYDRAULIC MOTOR MOUNT	096030-1	1
10	WASHER, Z 10.2 SPLIT LOCK ZINC	F81055-2	8
11	BOLT, 3/8-16X1 HEX HEAD	F05007-7	4
12	WASHER, 10.5 FLAT ZINC	F81055-1	4
13	NUT M10 ZC 8 NYLOCK DIN 982 ISO 7040	F81033-1	4
14	BOLT M10X50 HH ZC FT 8.8 DIN 933	F81003-4	4
15	MOTOR, MG06-13-13AAAB HYDRAULIC	P21506	1
-	CYLINDER ASSEMBLY, HYDRAULIC TOE BOARD	085937	1
16	CYLINDER, CJ-S170-16-40/25/152 HYDRAULIC	088681	1
17	FITTING, 1/4NPTX1/4JIC MALE ELBOW	P09142	1
18	FITTING, 1/4NPTX1/4JIC MALE	P09143	1
19	RING, Z 45 OUTSIDE RETAINING	F81090-32	2
20	WASHER, 28 FLAT ZINC	F81061-1	2
21	PIN, 25.4X84	086979	1
22	NUT M12 ZC 8 NYLOCK DIN 982 ISO 7040	F81034-2	11
23	ROD, CONNECTION	096034	1
24	KEY, A8X7X28 PARALLEL	096035	2
25	WASHER, 10.5 SPECIAL FLAT ZINC	F81055-6	2
26	BOLT, M10X25 8.8 HEX HEAD FULL THREAD ZINC	F81003-31	2



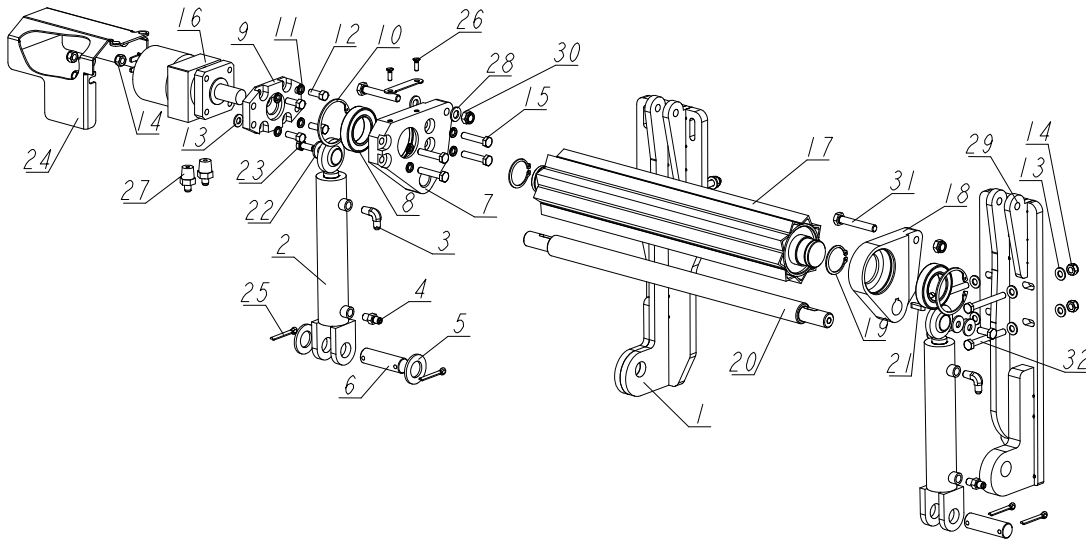
HYDRAULIC SYSTEM

Driven Log Levelling Roller, Lower Bed Rail (Option)

REF.	DESCRIPTION (◆ indicates parts available in assemblies only)	PART #	QTY	
27	GUARD, HYDRAULIC MOTOR	507690-1	1	
28	PIN, S-ZN-6.3X45 COTTER	F81045-2	2	
29	SCREW, M6X20-5.8-B SLOTTED COUNTERSUNK HEAD ZINC	F81001-31	2	
30	FITTING, 1/2-14NPT/ 7/16-20UNF STRAIGHT W/MALE THREAD	096919	2	
31	BOLT, M12X70-8.8 HEX HEAD ZINC	F81004-39	2	
32	BOLT, M12X90 8.8 HEX HEAD ZINC	F81004-2	8	

9.41 Driven Log Levelling Roller, Right w/2 Cylinders (Option)

526160_001_A
526160_MANUAL



REF.	DESCRIPTION (◆ indicates parts available in assemblies only)	PART #	QTY
-	ROLLER, DRIVEN LOG LEVELLING - RIGHT W/2 CYLINDERS	526160	1
1	BRACKET WELDMENT, POWER ROLLER	510605-1	1
-	CYLINDER ASSEMBLY, HYDRAULIC TOE BOARD	085937	2
2	CYLINDER, CJ-S170-16-40/25/152 HYDRAULIC	088681	1
3	FITTING, 1/4NPTX1/4JIC MALE ELBOW	P09142	1
4	FITTING, 1/4NPTX1/4JIC MALE	P09143	1
5	WASHER, 28 FLAT ZINC	F81061-1	2
6	PIN, HYDRAULIC CYLINDER ZINC-PLATED	086979-1	2
7	BRACKET, SIDE W/HYDRO MOTOR CONNECTOR	096029-1	1
8	BEARING, 6009.2RSR (FAG) ROLLING	096025	2
9	PLATE, HYDRAULIC MOTOR MOUNT	096030-1	1
10	RING, W 75 INSIDE RETAINING	F81090-41	2
11	WASHER, Z 10.2 SPLIT LOCK ZINC	F81055-2	8
12	BOLT, 3/8-16X1 HEX HEAD	F05007-7	4
13	WASHER, 10.5 FLAT ZINC	F81055-1	20
14	NUT M10 ZC 8 NYLOCK DIN 982 ISO 7040	F81033-1	12
15	BOLT M10X50 HH ZC FT 8.8 DIN 933	F81003-4	4
16	MOTOR, MG06-13-13AAAB HYDRAULIC	P21506	1
17	ROLLER WELDMENT, DRIVEN LOG LEVELLING	096028-1	1
18	BRACKET, POWER ROLLER SIDE	096031-1	1
19	RING, Z 45 OUTSIDE RETAINING	F81090-32	2
20	ROD, CONNECTION	520349	1
21	KEY, A8X7X28 PARALLEL	096035	2
22	WASHER, 10.5 SPECIAL FLAT ZINC	F81055-6	3
23	BOLT, M10X25 8.8 HEX HEAD FULL THREAD ZINC	F81003-31	2
24	COVER, HYDRAULIC MOTOR	096037-1	1
25	PIN, S-ZN-6.3X45 COTTER	F81045-2	4
26	SCREW, M6X20-5.8-B SLOTTED COUNTERSUNK HEAD	F81001-31	2
27	FITTING, 1/2-14NPT/ 7/16-20UNF STRAIGHT	096919	2



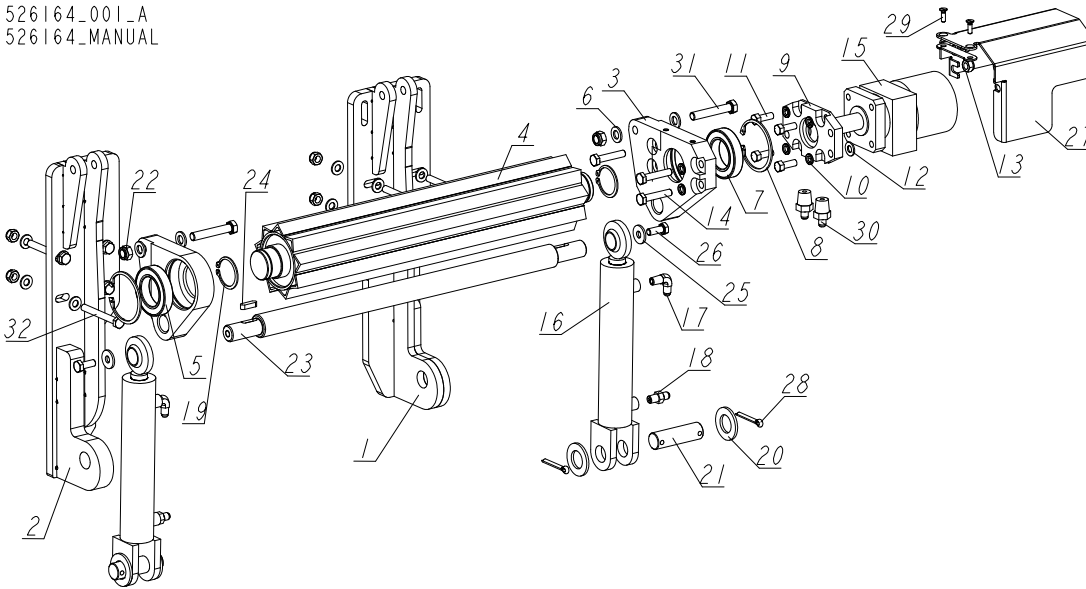
HYDRAULIC SYSTEM

Driven Log Levelling Roller, Right w/2 Cylinders (Option)

REF.	DESCRIPTION (◆ indicates parts available in assemblies only)	PART #	QTY	
28	WASHER 13 ZC DIN 126 ISO 7091	F81056-1	4	
29	BRACKET WELDMENT, CYLINDER MOUNT	526162-1	1	
30	NUT M12 ZC 8 NYLOCK DIN 982 ISO 7040	F81034-2	2	
31	BOLT, M12X75-8.8 HEX HEAD FULL THREAD ZINC	F81004-10	2	
32	BOLT, M10X85-8.8 HEX HEAD ZINC	F81003-125	8	

9.42 Driven Log Levelling Roller, Left w/2 Cylinders

526164_001_A
526164_MANUAL



REF.	DESCRIPTION (◆ indicates parts available in assemblies only)	PART #	QTY
-	ROLLER, DRIVEN LOG LEVELLING - LEFT W/2 CYLINDERS	526164	1
1	BRACKET WELDMENT, HYDRAULIC CYLINDER MOUNT	527018-1	1
2	BRACKET WELDMENT, HYDRAULIC CYLINDER MOUNT	526150-1	1
3	BRACKET, SIDE W/HYDRO MOTOR CONNECTOR	507684-1	1
4	ROLLER WELDMENT, DRIVEN LOG LEVELLING	096028-1	1
5	BRACKET, SIDE	507687-1	1
6	WASHER 13 ZC DIN 126 ISO 7091	F81056-1	4
7	BEARING, 6009.2RSR (FAG) ROLLING	096025	2
8	RING, W 75 INSIDE RETAINING	F81090-41	2
9	PLATE, HYDRAULIC MOTOR MOUNT	096030-1	1
10	WASHER, Z 10.2 SPLIT LOCK ZINC	F81055-2	8
11	BOLT, 3/8-16X1 HEX HEAD	F05007-7	4
12	WASHER, 10.5 FLAT ZINC	F81055-1	20
13	NUT M10 ZC 8 NYLOCK DIN 982 ISO 7040	F81033-1	4
14	BOLT M10X50 HH ZC FT 8.8 DIN 933	F81003-4	4
15	MOTOR, MG06-13-13AAAB HYDRAULIC	P21506	1
-	CYLINDER ASSEMBLY, HYDRAULIC TOE BOARD	085937	2
16	CYLINDER, CJ-S170-16-40/25/152 HYDRAULIC	088681	1
17	FITTING, 1/4NPTX1/4JIC MALE ELBOW	P09142	1
18	FITTING, 1/4NPTX1/4JIC MALE	P09143	1
19	RING, Z 45 OUTSIDE RETAINING	F81090-32	2
20	WASHER, 28 FLAT ZINC	F81061-1	4
21	PIN, HYDRAULIC CYLINDER ZINC-PLATED	086979-1	2
22	NUT M12 ZC 8 NYLOCK DIN 982 ISO 7040	F81034-2	10
23	ROD, CONNECTION	520349	1
24	KEY, A8X7X28 PARALLEL	096035	2
25	WASHER, 10.5 SPECIAL FLAT ZINC	F81055-6	2
26	BOLT, M10X25 8.8 HEX HEAD FULL THREAD ZINC	F81003-31	2
27	GUARD, HYDRAULIC MOTOR	507690-1	1



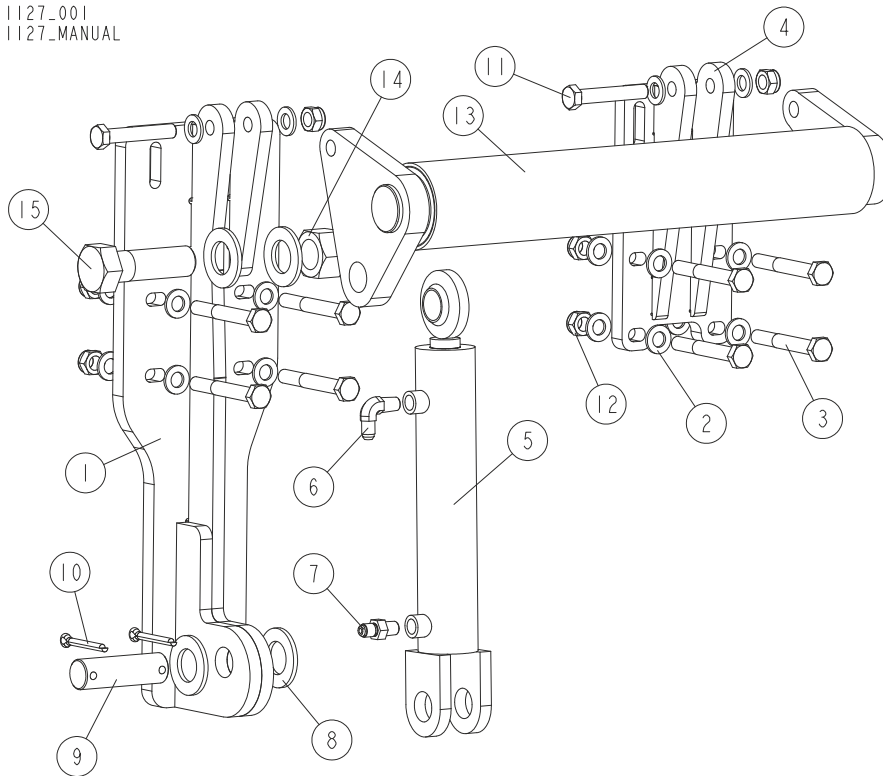
HYDRAULIC SYSTEM

Driven Log Levelling Roller, Left w/2 Cylinders

REF.	DESCRIPTION (◆ indicates parts available in assemblies only)	PART #	QTY	
28	PIN, S-ZN-6.3X45 COTTER	F81045-2	2	
29	SCREW, M6X20-5.8-B SLOTTED COUNTERSUNK HEAD ZINC	F81001-31	2	
30	FITTING, 1/2-14NPT/ 7/16-20UNF STRAIGHT W/MALE THREAD	096919	2	
31	BOLT, M12X70-8.8 HEX HEAD ZINC	F81004-39	2	
32	BOLT, M12X90 8.8 HEX HEAD ZINC	F81004-2	8	

9.43 Hydraulic Toe Board, Bottom Bed Rail

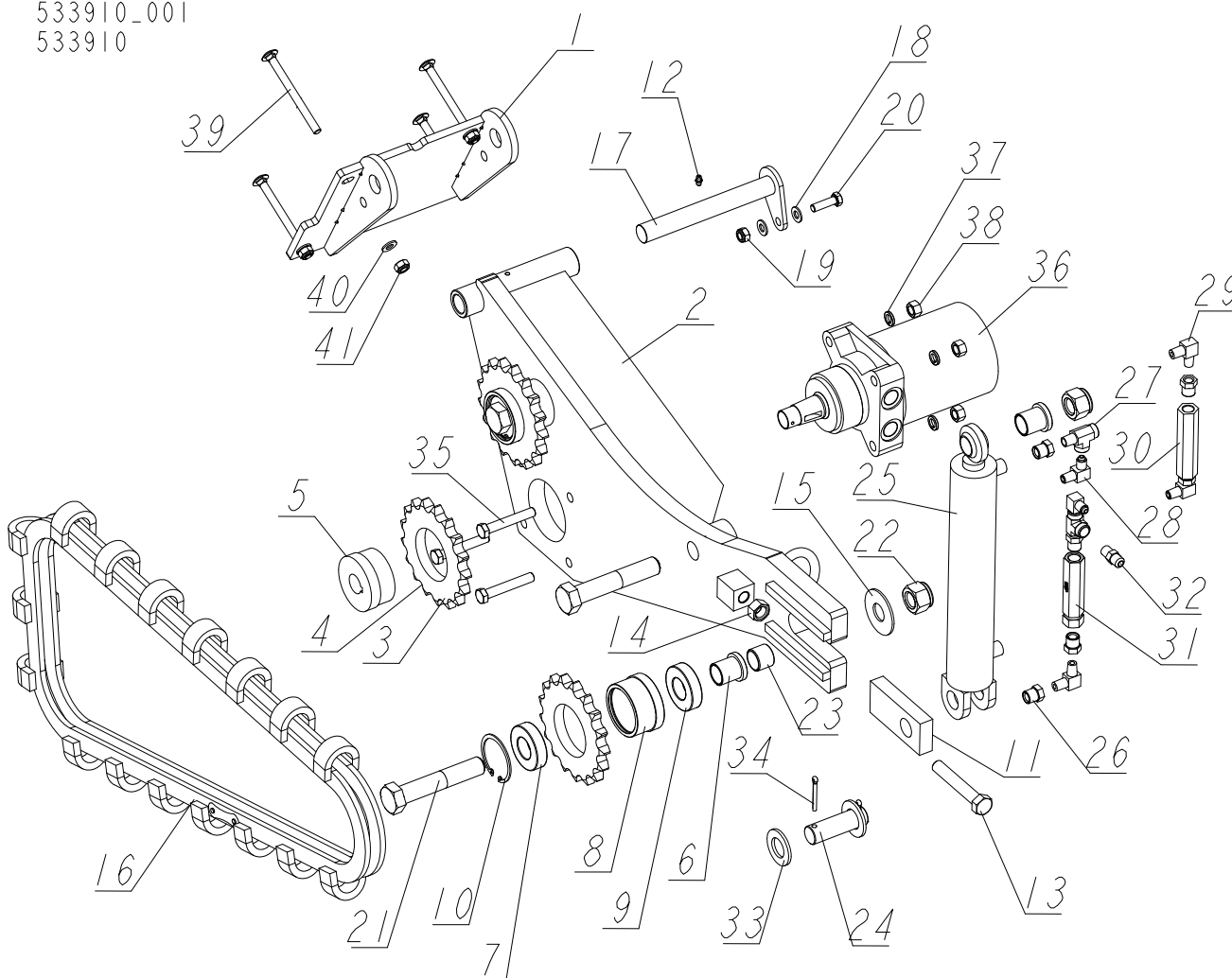
511127_001
511127_MANUAL



REF.	DESCRIPTION (◆ indicates parts available in assemblies only)	PART #	QTY
-	HYDRAULIC TOE BOARD, RIGHT	511127	2
1	BRACKET WELDMENT, POWER ROLLER	510605-1	1
2	WASHER 13 ZC DIN 126 ISO 7091	F81056-1	20
3	BOLT, M12X90 8.8 HEX HEAD ZINC	F81004-2	8
4	BRACKET WELDMENT, ROLLER	520099-1	1
-	CYLINDER ASSEMBLY, HYDRAULIC TOE BOARD	085937	1
5	CYLINDER, CJ-S170-16-40/25/152 HYDRAULIC	088681	1
6	FITTING, 1/4NPTX1/4JIC MALE ELBOW	P09142	1
7	FITTING, 1/4NPTX1/4JIC MALE	P09143	1
8	WASHER, 28 FLAT ZINC	F81061-1	4
9	PIN, HYDRAULIC CYLINDER ZINC-PLATED	086979-1	1
10	PIN, S-ZN-6.3X45 COTTER	F81045-2	2
11	BOLT, M12X70-8.8 HEX HEAD ZINC	F81004-39	2
12	NUT M12 ZC 8 NYLOCK DIN 982 ISO 7040	F81034-2	10
13	TOE BOARD WELDMENT, FRONT HYDRAULIC PAIN	092612-1	1
14	NUT, 1-8 HEX NYLON LOCK ZINC	F05010-109	1
15	BOLT, 1-8X3 1/4 HH GR5	F05009-51	1

9.44 Turner, Left Chain Log - COMPLETE (533910)

533910_001
533910

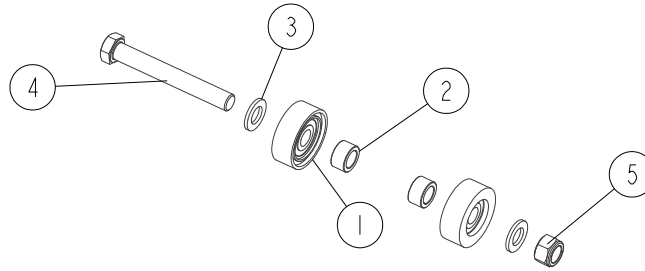


REF	DESCRIPTION (◆ indicates parts available in assemblies only)	PART #	QTY
-	TURNER, LEFT CHAIN LOG - COMPLETE	533910	1
1	BRACKET, CHAIN LOG TURNER MOUNT	526952-1	1
-	CHAIN LOG TURNER - COMPLETE - LEFT	533909	1
-	CHAIN LOG TURNER - COMPLETE- LEFT	533907-1	1
2	PLATE WELDMENT, CHAIN LOG TURNER- LEFT	533908-1	1
3	SPROCKET, CHAIN TURNER	092339	1
4	SPROCKET. A17X1"	093287	1
5	BUSHING, LOG TURNER SPROCKET	093293	1
6	BUSHING, CHAIN TURNER	095663-1	3
7	SPROCKET, CHAIN TURNER - COMPLETE	092399	2
8	SPROCKET W/HUB	093290	1
9	BEARING, 6206 25 IN IDLER	093292	2
10	RING, 62W INSIDE RETAINING	F81090-1	1
11	PLATE, CHAIN TENSION	095664-1	1
12	FITTING, M6 GREASE	086280	1

REF	DESCRIPTION (◆ indicates parts available in assemblies only)	PART #	QTY
13	BOLT, M16X100-8.8 HEX HEAD FULL THREAD Z	F81006-2	1
14	NUT, M16-5.8 HEX ZINC	F81036-1	1
15	WASHER, 25X63 ZINC-PLATED	088585-1	1
16	CHAIN, LOG TURNER	093423	1
17	PIN WELDMENT, TURNER MOUNT - COMPLETE	095666-1	1
18	WASHER, 10.5 FLAT ZINC	F81055-1	2
19	NUT, M10-8-B HEX NYLON ZINC LOCK	F81033-1	1
20	BOLT, M10X35-8.8 HEX HEAD FULL THREAD ZIN	F81003-17	1
21	BOLT, M24X120-8.8 HEX HEAD	F81009-4	3
22	NUT, M24-8-A HEX NYLON ZINC LOCK	F81039-8	3
23	BUSHING, CHAIN LOG TURNER	095643-1	1
24	PIN, HYDRAULIC CYLINDER ZINC-PLATED	086979-1	1
-	CYLINDER W/VALVE & FITTINGS	515892	1
25	CYLINDER, 2X10 ROD END WELDED 16"	034267	1
26	FITTING, 3/8" NPT X 1/4" NPT REDUCER	015490	6
27	FITTING, C3759X4 MALE YTY	P09141	2
28	FITTING, 3/8JIC-1/4NPT 90L	015491	3
29	FITTING, 1/4NPT MALE PIPE ELBOW	P09140	2
30	VALVE, SIDE SUPPORT SEQUENCE	015484	1
31	RELIEF VALVE 49005-1000	557900	1
32	FITTING, 3/8JIC-1/4NPT STRAIGHT	015560	1
33	WASHER, 28 FLAT ZINC	F81061-1	2
34	PIN, S-FE 5X40 COTTER	F81043-31	2
35	BOLT, M12X75-8.8 HEX HEAD ZINC	F81004-21	4
36	MOTOR, TG0475US080AABP HYDRAULIC	007331-2	1
37	WASHER, Z12.2 SPLIT LOCK ZINC	F81056-2	4
38	NUT M12 ZC 8 DIN 934	F81034-1	4
39	BOLT, M10X125 8.8 CARRIAGE ZINC	F81003-34	4
40	WASHER, 10.5 FLAT ZINC	F81055-1	4
41	NUT, M10-8-B HEX NYLON ZINC LOCK	F81033-1	4

9.45 Log Side Support Roller. 516142

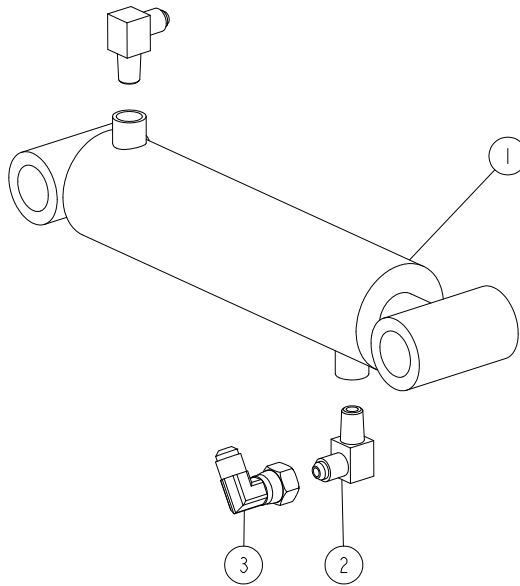
516142_001
516142_MANUAL



REF	DESCRIPTION (◆ indicates parts available in assemblies only)	PART #	QTY	
	ROLLER ASSEMBLY, LOG SIDE SUPPORT	516142	1	
1	ROLLER ASSY, SIDE SUPPORT	015014-1	2	
2	BUSHING, 16.5/25-14 SPACER ZINC	501415-1	2	
3	WASHER, 17 SPLIT LOCK ZINC	F81058-1	2	
4	BOLT, ISO 24014 M16X120_8.8 A2E	F81006-25	1	
5	NUT, M16-8 HEX NYLON ZINC LOCK	F81036-2	1	

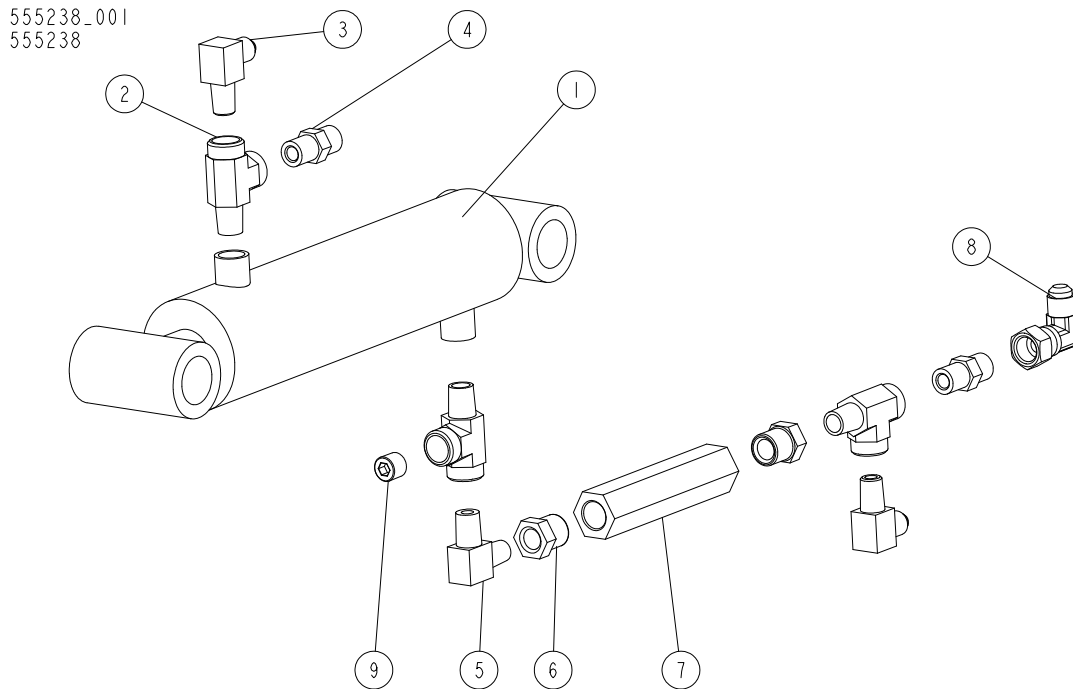
9.46 Hydraulic Cylinder. 520414

520414_001
520414



REF	DESCRIPTION (◆ indicates parts available in assemblies only)	PART #	QTY	
-	CYLINDER, COMPLETE HYDRAULIC	520414	1	
1	CYLINDER, 28/150 1/4 NPT PORT HYDRAULIC	094002	1	
2	FITTING, 3/8JIC-1/4NPT 90L	015491	2	
3	ELBOW, M/F-90-9/16 JIC	500597	1	

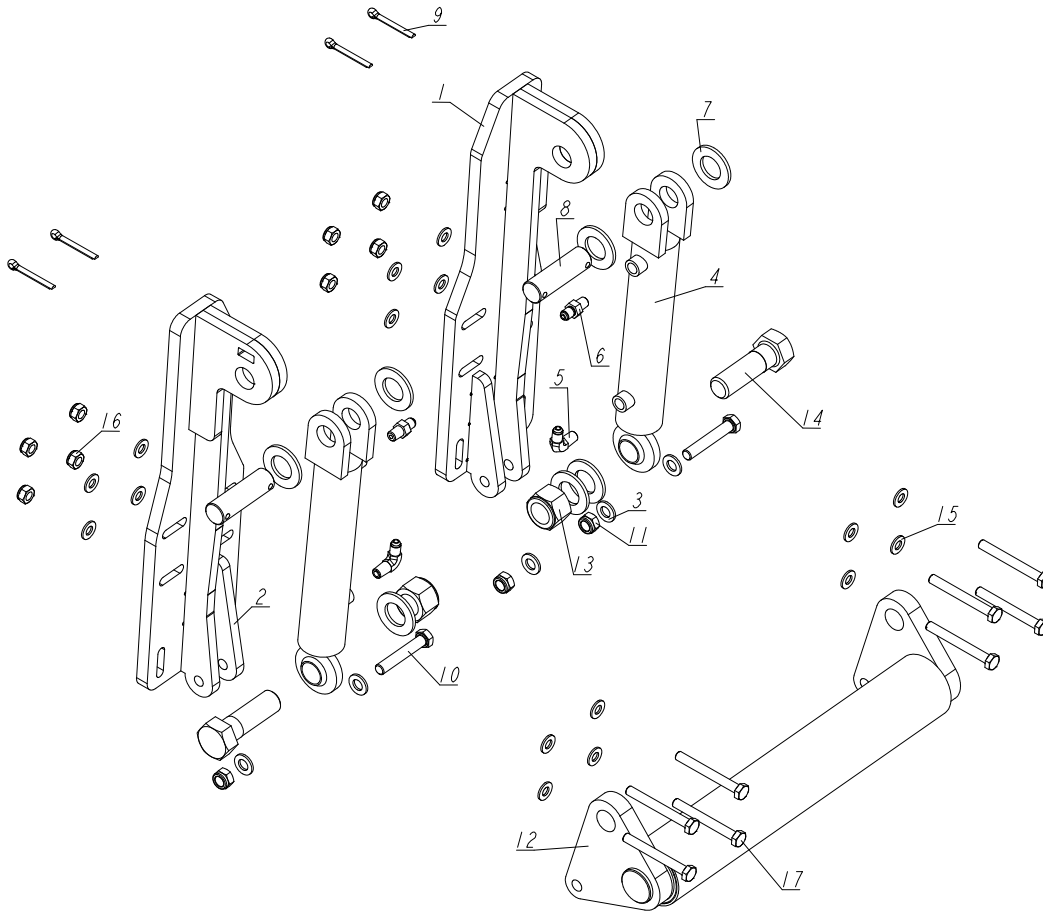
9.47 Cylinder Assembly. 555238



REF	DESCRIPTION (◆ indicates parts available in assemblies only)	PART #	QTY
-	CYLINDER ASSEMBLY, HYDRAULIC STANDARD PLUS	555238	1
1	CYLINDER, 28/150 1/4 NPT PORT HYDRAULIC	094002	1
2	FITTING, C3759X4 MALE ÝTÝ	P09141	3
3	FITTING, 3/8JIC-1/4NPT 90L	015491	2
4	FITTING, 3/8JIC-1/4NPT STRAIGHT	015560	2
5	FITTING, 1/4NPT MALE PIPE ELBOW	P09140	1
6	FITTING, 3/8" NPT X 1/4" NPT REDUCER	015490	2
7	VALVE, SIDE SUPPORT SEQUENCE	015484	1
8	ELBOW, M/F-90-9/16 JIC	500597	1
9	PLUG, 1/4-18 NPT BLANK	096221	1

9.48 Toe Board Roller. 544228

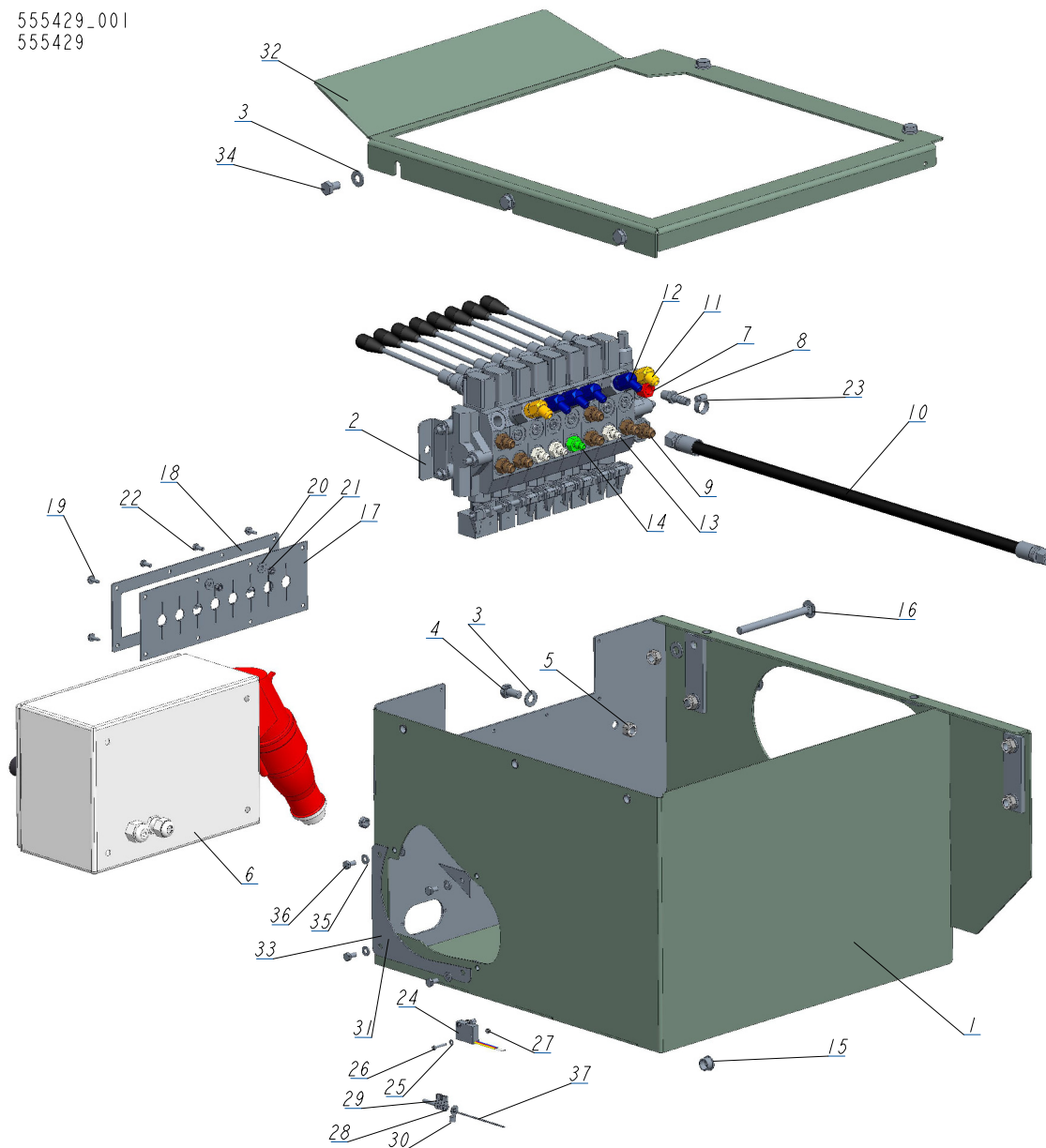
544228_001
544228_MANUAL



REF	DESCRIPTION (◆ indicates parts available in assemblies only)	PART #	QTY
-	ROLLER, TOE BOARD	544228	1
1	BRACKET WELDMENT, DRIVEN LOG LEVELLING R	510605-1	1
2	BRACKET, ROLLER RIGHT	527018-1	1
3	WASHER, 13 FLAT ZINC	F81056-1	5
-	CYLINDER, HYDRAULIC W/FITTINGS	085937	2
4	CYLINDER, CJ-S170-16-40/25/152 HYDRAULIC	088681	1
5	FITTING, 1/4NPTX1/4JIC MALE ELBOW	P09142	1
6	FITTING, 1/4NPTX1/4JIC MALE	P09143	1
7	WASHER, 28 FLAT ZINC	F81061-1	7
8	PIN, HYDRAULIC CYLINDER ZINC-PLATED	086979-1	2
9	PIN, S-ZN-6.3X45 COTTER	F81045-2	4
10	BOLT, M12X70-8.8 HEX HEAD ZINC	F81004-39	2
11	NUT, M12 8 HEX NYLON ZINC LOCK	F81034-2	3
12	ROLLER WELDMENT, HYDRAULIC TOE BOARD	544229-1	1
13	NUT, 1-8 SELF LOCK	F05010-109	2
14	BOLT, 1-8X3 1/4 HEX HEAD GRADE 5	F05009-51	2
15	WASHER, 10.5 FLAT ZINC	F81055-1	16
16	NUT, M10-8-B HEX NYLON ZINC LOCK	F81033-1	8
17	BOLT, M10X85-8.8 HEX HEAD ZINC	F81003-125	8

9.49 Front Box. 555429

555429_001
555429

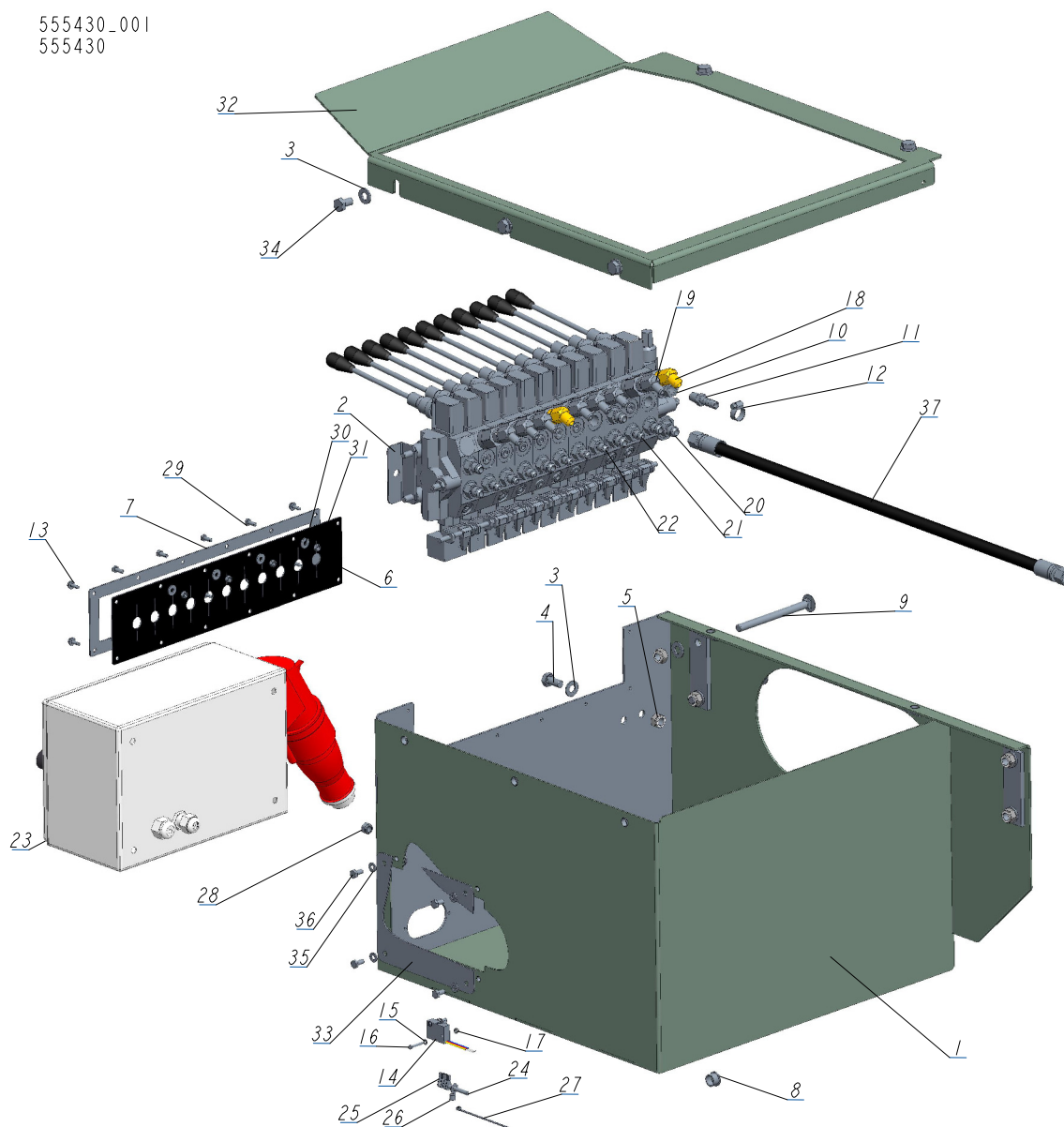


REF	DESCRIPTION (◆ indicates parts available in assemblies only)	PART #	QTY
-	BOX, FRONT AHS3/LT40/70 KPL.	555429	1
1	BOX, FRONT	555436-1	1
2	VALVE, 8 SECTIONS DC HYDRAULIC	545672	1
3	WASHER, 10.5 FLAT ZINC	F81055-1	11
4	BOLT, ISO 4017-M10X20-8.8-A2E HEX HEAD	F81003-53	2
5	NUT, M10-8-B HEX NYLON ZINC LOCK	F81033-1	6
6	BOX, LT40/70 ELECTRICAL	566251	1
	DOOR, 566251 200x300x150 ELECTRIC BOX	084686	1
7	FITTING, 6SAE MALE-1/4NPT FEMALE	014686	1
8	FITTING, 1/4NPT-3/8 BARB	014685	1
9	FITTING, 3/8" O-RING X 3/8" JIC	014687	7

REF	DESCRIPTION (◆ indicates parts available in assemblies only)	PART #	QTY	
10	PHD 2T3/8X6.80 W9/16UNF-W9/16UNF	555366	1	
11	FITTING, #6SAE 45 DEG ELBOW	015489	2	
12	FITTING, #4 SAE - #6 SAE 45° ELBOW	015488	4	
13	FITTING, 1/4JIC-3/8 O-RING	P26284	3	
14	ZN-140 UNF9/16-18/7/16-20	555134	1	
15	GROMMET, 15,9 UB625 RUBBER	086816	1	
16	BOLT, M10X125 8.8 CARRIAGE ZINC	F81003-34	2	
17	GUARD, 8-SECTION HYDRAULIC VALVE RUBBER	545673	1	
18	COVER, 8-SECTION VALVE GUARD	545674-1	1	
19	BOLT, #10-24X1/2 SELF-TAPPING	F05015-7	6	
20	WASHER, 5.5 SPECIAL FLAT ZINC	F81052-3	2	
21	NUT, M5 8 HEX ZINC	F81030-1	2	
22	BOLT, M5X12 8.8 HEX HEAD FULL THREAD ZIN	F81000-5	2	
23	CLAMP, 11/16 WORM	061807	1	
24	MICROSWITCH, HYDRAULIC VALVE	014765	1	
25	WASHER, 3.2 FLAT ZINC	F81050-2	2	
26	SCREW, M3X20-5.8-A-PAN HEAD ZINC	F81000-8	2	
27	NUT, M3-6-HEX NYLON ZINC LOCK	F81028-2	2	
28	CABLE, OLFLEX CLASIC 400P 4G2,5	R80585-6	1	
29	TERMINAL, KO 2.5/5 RING	F81064-1	4	
30	TERMINAL, KO1/8 RING	F05092-7	1	
31	NUT, M8-8-B HEX NYLON ZINC LOCK	F81032-2	4	
32	COVER TOP, BOX FRONT	555440-1	1	
33	CAP	555383-1	1	
34	BOLT, M10X16-8.8 HEX HEAD FULL THREAD ZI	F81003-13	5	
35	WASHER, 6.4 FLAT ZINC	F81053-1	4	
36	BOLT, M6X12-8.8 HEX HEAD FULL THREAD ZIN	F81001-7	4	
37	TIE WRAP, TK 9/3	F81082-4	1	

9.50 Front Box. 555430

555430_001
555430

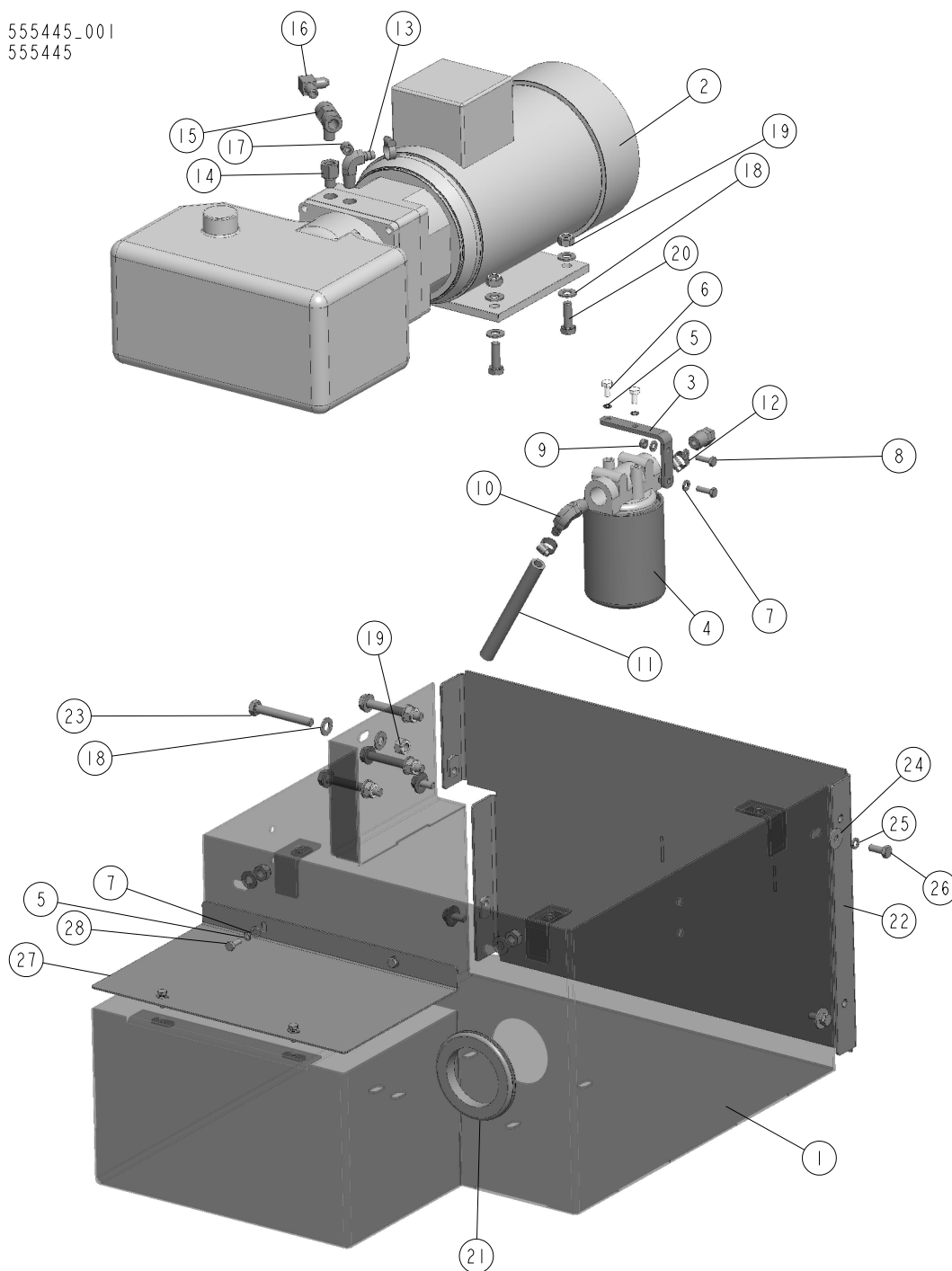


REF	DESCRIPTION (◆ indicates parts available in assemblies only)	PART #	QTY
-	BOX FRONT 11SEC. AHS5/LT40/70	555430	1
1	BOX, FRONT	555443-1	1
2	VALVE 11 SEC. HDS11/10	510568_	1
3	WASHER, 10.5 FLAT ZINC	F81055-1	11
4	BOLT, ISO 4017-M10X20-8.8-A2E HEX HEAD	F81003-53	2
5	NUT, M10-8-B HEX NYLON ZINC LOCK	F81033-1	6
6	COVER, 11-SECTION VALVE RUBBER	518926	1
7	COVER, 11-SECTION VALVE GUARD	510571-1	1
8	GROMMET, 15,9 UB625 RUBBER	086816	1
9	BOLT, M10X125 8.8 CARRIAGE ZINC	F81003-34	2
10	FITTING, 6SAE MALE-1/4NPT FEMALE	014686	1

REF	DESCRIPTION (◆ indicates parts available in assemblies only)	PART #	QTY	
11	FITTING, 1/4NPT-3/8 BARB	014685	1	
12	CLAMP, 11/16 WORM	061807	1	
13	BOLT, #10-24X1/2 SELF-TAPPING	F05015-7	8	
14	MICROSWITCH, HYDRAULIC VALVE	014765	1	
15	WASHER, 3.2 FLAT ZINC	F81050-2	2	
16	SCREW, M3X20-5.8-A-PAN HEAD ZINC	F81000-8	2	
17	NUT, M3-6-HEX NYLON ZINC LOCK	F81028-2	2	
18	FITTING, #6SAE 45 DEG ELBOW	015489	2	
19	FITTING, #4 SAE - #6 SAE 45° ELBOW	015488	7	
20	FITTING, 3/8" O-RING X 3/8" JIC	014687	7	
21	FITTING, 1/4JIC-3/8 O-RING	P26284	6	
22	ZN-140 UNF9/16-18/7/16-20	555134	1	
23	BOX, LT40/70 ELECTRICAL	566251	1	
	DOOR, 566251 200x300x150 ELECTRIC BOX	084686	1	
24	CABLE, OLFLEX CLASIC 400P 4G2,5	R80585-6	1	
25	TERMINAL, KO 2.5/5 RING	F81064-1	4	
26	TERMINAL, KO1/8 RING	F05092-7	1	
27	TIE WRAP, TK 9/3	F81082-4	1	
28	NUT, M8-8-B HEX NYLON ZINC LOCK	F81032-2	4	
29	BOLT, M5X12 8.8 HEX HEAD FULL THREAD ZIN	F81000-5	4	
30	WASHER, 5.5 SPECIAL FLAT ZINC	F81052-3	4	
31	NUT, M5 8 HEX ZINC	F81030-1	4	
32	COVER TOP, BOX FRONT	555440-1	1	
33	CAP	555383-1	1	
34	BOLT, M10X16-8.8 HEX HEAD FULL THREAD ZI	F81003-13	5	
35	WASHER, 6.4 FLAT ZINC	F81053-1	4	
36	BOLT, M6X12-8.8 HEX HEAD FULL THREAD ZIN	F81001-7	4	
37	PHD 2T3/8X6.80 W9/16UNF-W9/16UNF	555366	1	

9.51 Rear Box. 555445

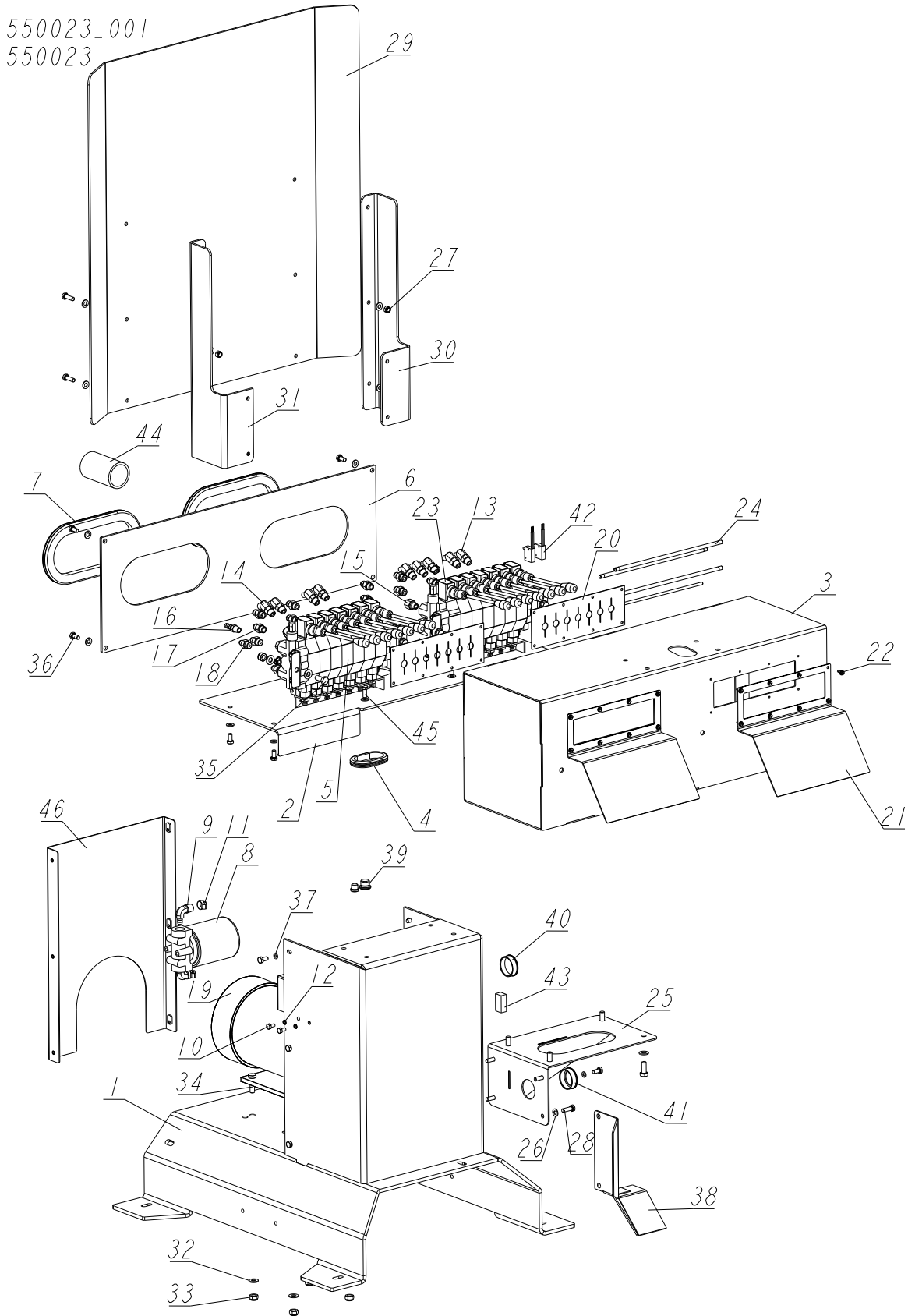
555445_001
555445



REF	DESCRIPTION (◆ indicates parts available in assemblies only)	PART #	QTY
-	BOX, REAR LT40/70/AHS COMPLETE	555445	1
1	BOX, REAR	555446-1	1
2	PUMP, AC.5,5KW 18.5L/MIN HYDRAULIC W/MOT	517840	1
3	BRACKET, OIL FILTER	550029-1	1
4	MANIFOLD, W/FILTER	P22683	1
5	WASHER, Z 6.1 SPLIT LOCK	F81053-3	6
6	BOLT, 1/4-20X1/2 HEX HEAD	F05005-15	2

REF	DESCRIPTION (◆ indicates parts available in assemblies only)	PART #	QTY	
7	WASHER, 6.4 FLAT ZINC	F81053-1	8	
8	BOLT, M6X20 8.8 HEX HEAD FULL THREAD ZIN	F81001-2	2	
9	NUT, M6-8-B HEX NYLON ZINC LOCK	F81031-2	2	
10	FITTING, 1/2NPT-3/8 BARB ELBOW	P12707	2	
11	HOSE, 3/8" LOW PRESSURE HYDRAULIC	R01892-1	1	
12	CLAMP, 11/16 WORM	061807	3	
13	FITTING, 3/8NPT-3/8 BARB ELBOW	P12708	1	
14	FITTING, 6SAE MALE-1/4NPT FEMALE	014686	1	
15	FITTING, 1/4NPT BRANCH TEE	015486	1	
16	FITTING, 3/8JIC-1/4NPT 90L	015491	1	
17	PLUG, 1/4-18 NPT BLANK	096221	1	
18	WASHER, 10.5 FLAT ZINC	F81055-1	18	
19	NUT, M10-8-B HEX NYLON ZINC LOCK	F81033-1	10	
20	BOLT, DIN933-M10X30-8.8-A2E HEX HEAD	F81003-111	4	
21	COVER, 80 MM RUBBER	089293	1	
22	PLATE, SIDE	555450-1	1	
23	BOLT, M10X75-8.8 HEX HEAD ZINC	F81003-15	4	
24	WASHER, 8.5 SPECIAL FLAT ZINC	F81054-11	4	
25	WASHER 8,2 SPLIT LOCK ZINC	F81054-4	4	
26	BOLT, M8X20 8.8 HEX HEAD FULL THREAD ZIN	F81002-4	4	
27	COVER, REAR	555452-1	1	
28	BOLT M6X16 HH ZC FT 8.8 DIN 933	F81001-15	4	

9.52 Hydraulic Control Box 14 sec. 5.5 kW (550023)



REF	DESCRIPTION (◆ indicates parts available in assemblies only)	PART #	QTY
-	PULPIT REMOTE KPL.-14 sek. 5.5kW	550023	1
1	BASE WELDMENT, REMOTE HYDRAULIC CONTROL	500509-1	1
2	PLATE, REMOTE HYDRAULIC CONTROL BOX	500510-1	1
3	HOUSING, CONTROL VALVE	550010-1	1
4	GROMMET, RUBBER	087065	1
5	VALVE, 7-SECTION AC HYDRAULIC	510560	1
6	COVER, HYDRAULIC VALVE HOUSING REAR	500515	1
7	GROMMET, 4 3/8 X 10 OVAL RUBBER	085759	2
8	MANIFOLD, W/FILTER	P22683	1
9	FITTING, 1/2NPT-3/8 BARB ELBOW	P12707	2
10	BOLT, 1/4-20X1/2 HEX HEAD	F05005-15	2
11	CLAMP, 11/16 WORM	P12739	2
12	WASHER, Z 6.1 SPLIT LOCK ZINC	F81053-3	2
13	FITTING, #4 SAE - #6 SAE 45° ELBOW	015488	8
14	FITTING, #6SAE 45 DEG ELBOW	015489	1
15	FITTING, 6SAE MALE-1/4NPT FEMALE	014686	2
16	FITTING, 1/4NPT-3/8 BARB	014685	1
17	FITTING, 3/8" O-RING X 3/8" JIC	014687	12
18	FITTING, 1/4JIC-3/8 O-RING	P26284	4
19	PUMP, AC.5,5KW 18.5L/MIN HYDRAULIC W/MOT	517840	1
20	COVER, RUBBER (7 SECTIONS)	510566	2
21	PLATE, FRONT	550012-1	2
22	BOLT, #10-24X1/2 SELF-TAPPING	F05015-7	16
-	VALVE, 7 SECTION	594045	1
-	SECTION, HDS11 HYDRAULIC VALVE	098624	1
23	VALVE, HYDRAULIC (1 SECTION)	510561	1
24	HYDRAULIC VALVE, SET OF PINS	083771	1
25	SHELF, ELECTRIC BOX COMPLETE	500518-1	1
26	WASHER, 8.4 FLAT ZINC	F81054-1	32
27	NUT, M8-8-B HEX NYLON ZINC LOCK	F81032-2	12
28	BOLT, M8X25-8.8-B HEX HEAD FULL THREAD Z	F81002-5	8
29	GUARD, LT70 AC REMOTE CONTROL BOX	090219	1
30	BRACKET, CONTROL BOX GUARD	500766-1	1
31	BRACKET, CONTROL BOX GUARD - LEFT	500767-1	1
32	WASHER, 10.5 FLAT ZINC	F81055-1	20
33	NUT, M10-8-B HEX NYLON ZINC LOCK	F81033-1	8
34	BOLT,M10X35-8.8 HEX HEAD FULL THREAD ZIN	F81003-17	4
35	BOLT, M10X25 8.8 HEX HEAD FULL THREAD ZI	F81003-11	8
36	BOLT, M8X16 -8.8-B HEX HEAD FULL THREAD	F81002-20	12
37	WASHER, 6.4 FLAT ZINC	F81053-1	6
38	GUARD, CABLE	501102-1	1
39	PLUG KIT FOR 500508	505060	1
40	CAP, 44.5 MM #466923 HOLE	500768	1
41	BUSH, MOSS 44.5MM 465901 SNAP-FIT	R80670-3	1
42	MICROSWITCH, HYDRAULIC VALVE	014765	2
43	CONTACT ASSEMBLY, AC NEGATIVE	086624	1
44	SLEEVE, LT40/70 0.6 THICK 3.5 LONG PROTE	510287	1

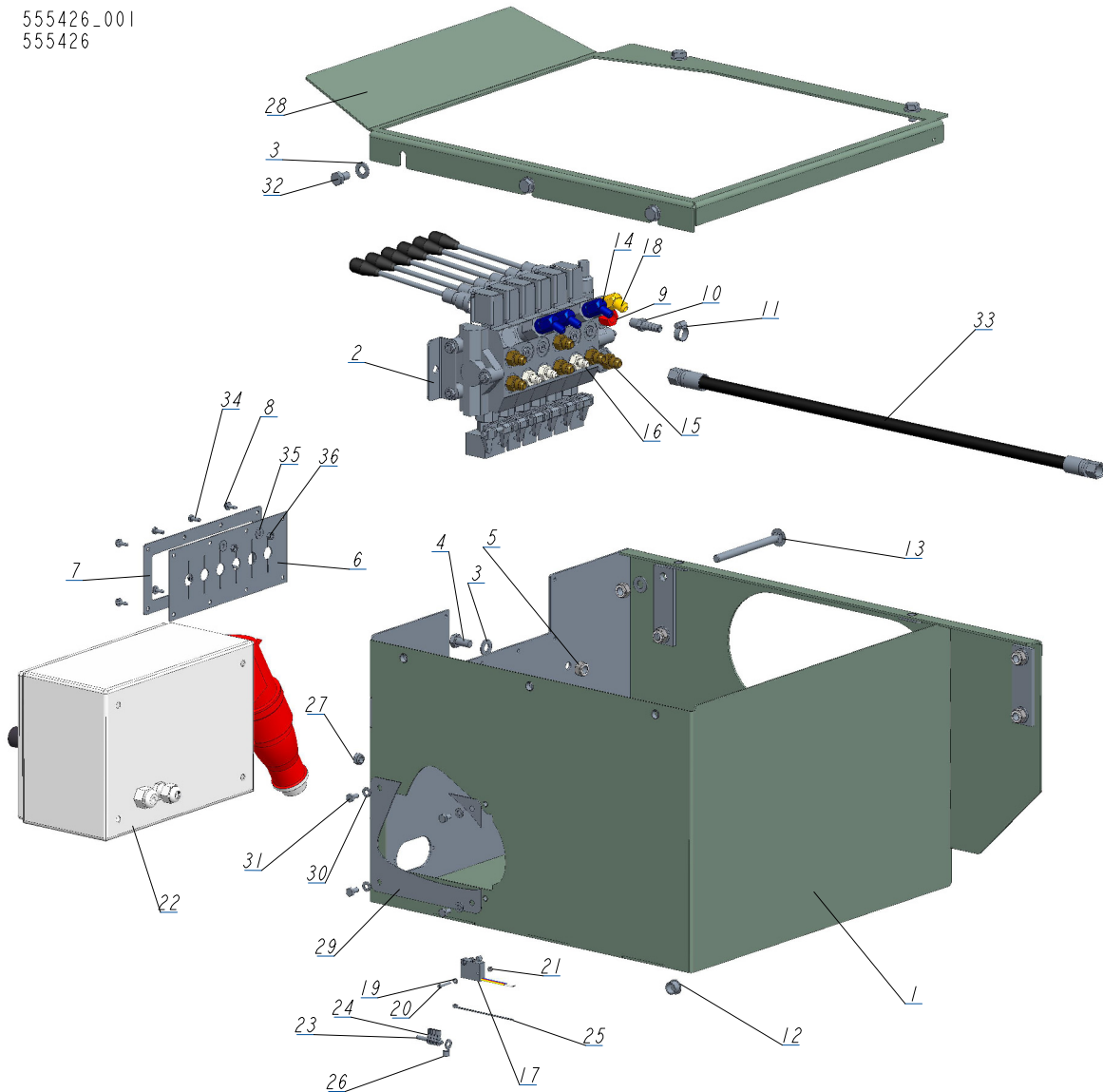


Hydraulic Control Box 14 sec. 5.5 kW (550023)

REF	DESCRIPTION (◆ indicates parts available in assemblies only)	PART #	QTY	
45	BOLT, M8X20 8.8 HEX HEAD FULL THREAD ZIN	F81002-4	4	
46	PLATE, REMOTE HYDRAULIC CONTROL BOX REAR	500516-1	1	

9.53 Front Box. 555426

555426_001
555426

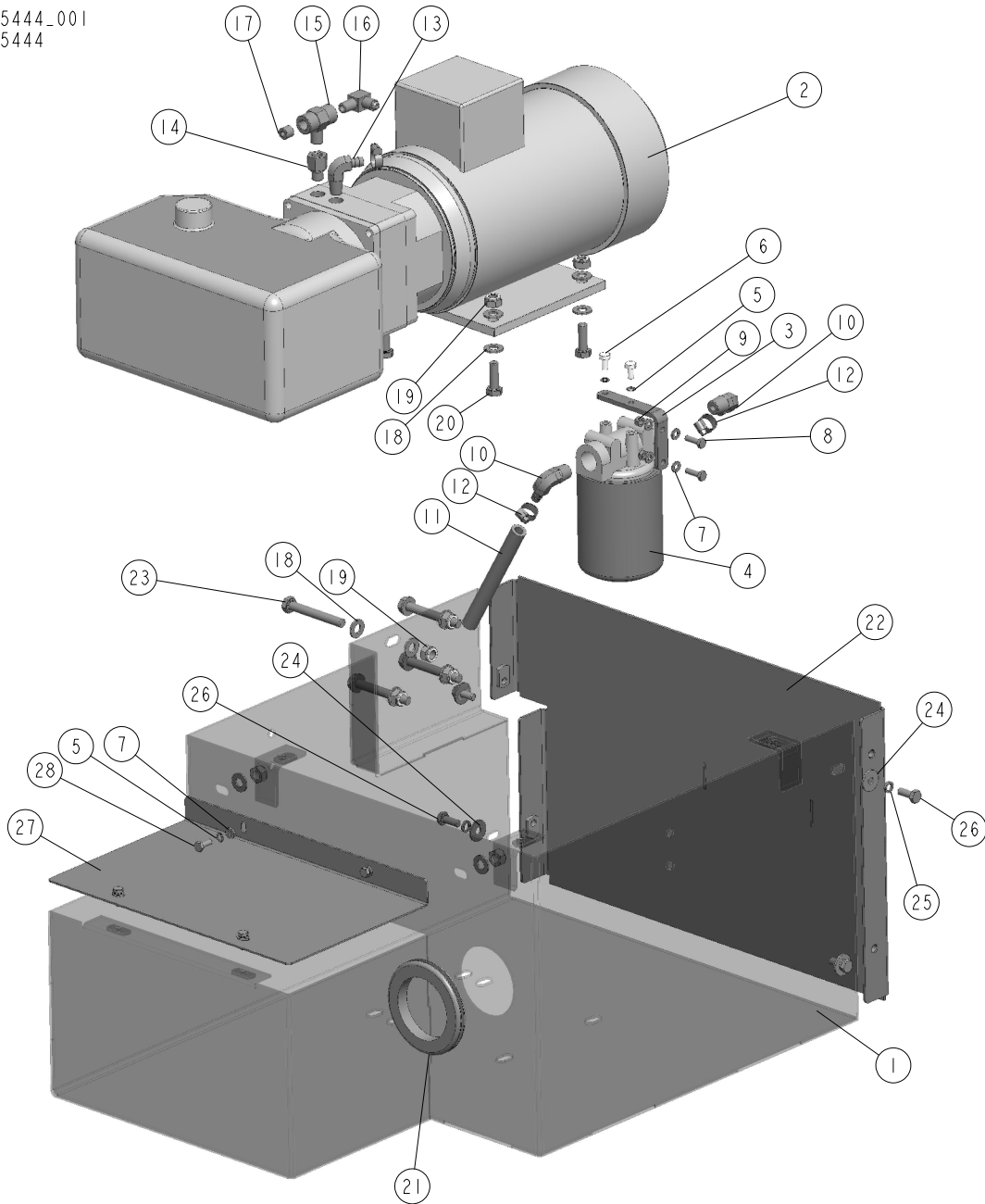


REF	DESCRIPTION (◆ indicates parts available in assemblies only)	PART #	QTY
-	BOX, FRONT 6 SEC. AH3/LT40/70	555426	1
1	BOX, FRONT	555463-1	1
2	VALVE, 6 SECTION HDS10/6-6	015260_	1
3	WASHER, 10.5 FLAT ZINC	F81055-1	11
4	BOLT, ISO 4017-M10X20-8.8-A2E HEX HEAD	F81003-53	2
5	NUT, M10-8-B HEX NYLON ZINC LOCK	F81033-1	6
6	GUARD, RUBBER VALVE DOUBLE	015079	1
7	COVER, VALVE GUARD PTD	086519-1	1
8	BOLT, #10-24X1/2 SELF-TAPPING	F05015-7	6
9	FITTING, 6SAE MALE-1/4NPT FEMALE	014686	1
10	FITTING, 1/4NPT-3/8 BARB	014685	1
11	CLAMP, 11/16 WORM	061807	1
12	GROMMET, 15,9 UB625 RUBBER	086816	1

REF	DESCRIPTION (◆ indicates parts available in assemblies only)	PART #	QTY	
13	BOLT, M10X125 8.8 CARRIAGE ZINC	F81003-34	2	
14	FITTING, #4 SAE - #6 SAE 45° ELBOW	015488	3	
15	FITTING, 3/8" O-RING X 3/8" JIC	014687	6	
16	FITTING, 1/4JIC-3/8 O-RING	P26284	3	
17	MICROSWITCH, HYDRAULIC VALVE	014765	1	
18	FITTING, #6SAE 45 DEG ELBOW	015489	1	
19	WASHER, 3.2 FLAT ZINC	F81050-2	2	
20	SCREW, M3X20-5.8-A-PAN HEAD ZINC	F81000-8	2	
21	NUT, M3-6-HEX NYLON ZINC LOCK	F81028-2	2	
22	BOX, LT40/70 ELECTRICAL	566251	1	
	DOOR, 566251 200x300x150 ELECTRIC BOX	084686	1	
23	CABLE, OLFLEX CLASIC 400P 4G2,5	R80585-6	1	
24	TERMINAL, KO 2.5/5 RING	F81064-1	4	
25	TIE WRAP, TK 9/3	F81082-4	1	
26	TERMINAL, KO1/8 RING	F05092-7	1	
27	NUT, M8-8-B HEX NYLON ZINC LOCK	F81032-2	4	
28	COVER TOP, BOX FRONT	555440-1	1	
29	CAP	555383-1	1	
30	WASHER, 6.4 FLAT ZINC	F81053-1	4	
31	BOLT, M6X12-8.8 HEX HEAD FULL THREAD ZIN	F81001-7	4	
32	BOLT, M10X16-8.8 HEX HEAD FULL THREAD ZI	F81003-13	5	
33	PHD 2T3/8X6.80 W9/16UNF-W9/16UNF	555366	1	
34	BOLT, M5X12 8.8 HEX HEAD FULL THREAD ZIN	F81000-5	2	
35	WASHER, 5.5 SPECIAL FLAT ZINC	F81052-3	2	
36	NUT, M5 8 HEX ZINC	F81030-1	2	

9.54 Rear Box. 555444

555444_001
555444

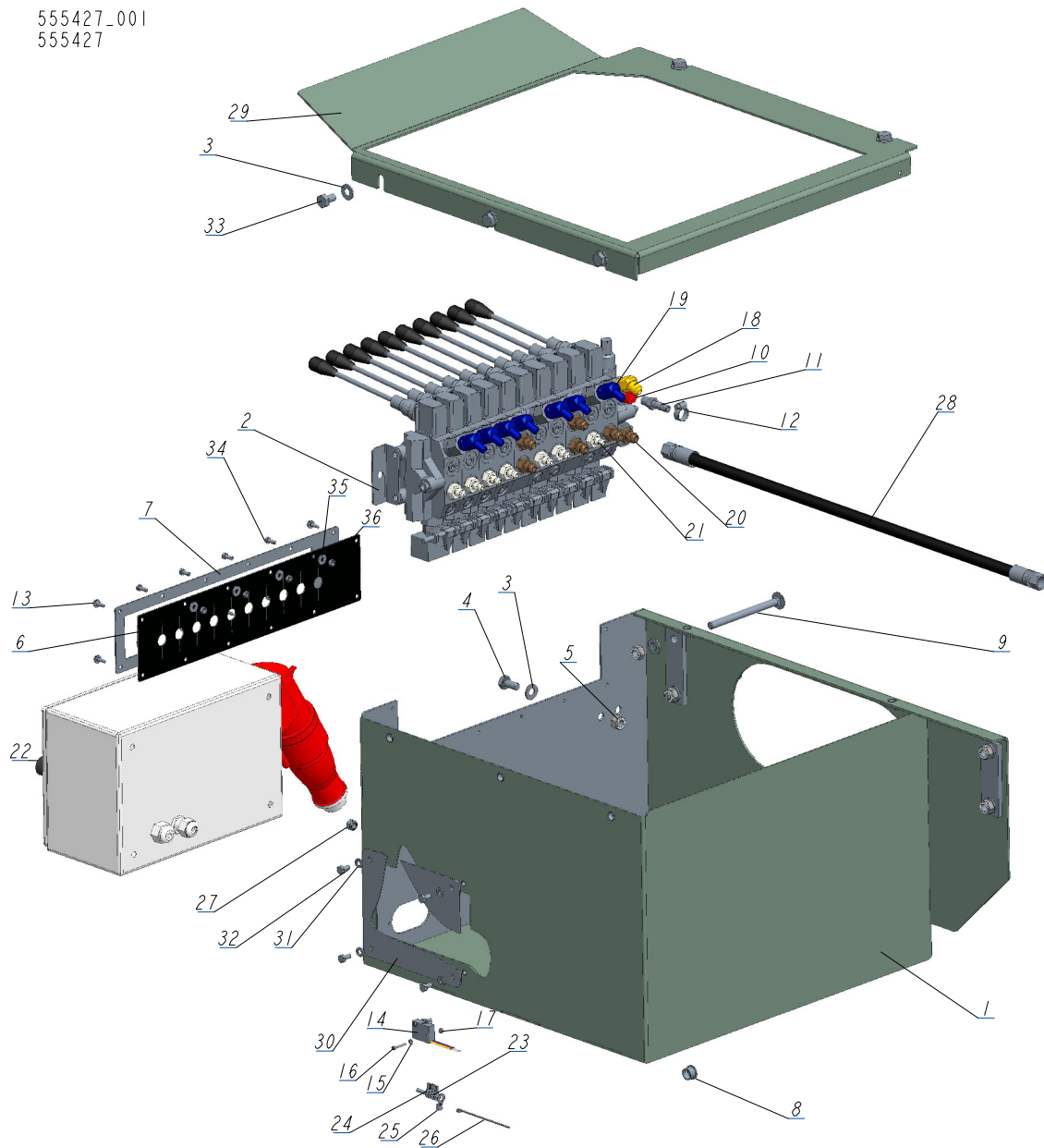


REF	DESCRIPTION (◆ indicates parts available in assemblies only)	PART #	QTY
-	BOX, REAR LT20/40/70/AH/AHP COMPLETE	555444	1
1	BOX, REAR	555446-1	1
2	PUMP, AC-4KW (Q=14,5L/MIN) HYDRAULIC W/M	500958	1
3	BRACKET, OIL FILTER	550029-1	1
4	MANIFOLD, W/FILTER	P22683	1
5	WASHER, Z 6.1 SPLIT LOCK	F81053-3	6
6	BOLT, 1/4-20X1/2 HEX HEAD	F05005-15	2
7	WASHER, 6.4 FLAT ZINC	F81053-1	8
8	BOLT, M6X20 8.8 HEX HEAD FULL THREAD ZIN	F81001-2	2

REF	DESCRIPTION (◆ indicates parts available in assemblies only)	PART #	QTY	
9	NUT, M6-8-B HEX NYLON ZINC LOCK	F81031-2	2	
10	FITTING, 1/2NPT-3/8 BARB ELBOW	P12707	2	
11	HOSE, 3/8" LOW PRESSURE HYDRAULIC	R01892-1	1	
12	CLAMP, 11/16 WORM	061807	3	
13	FITTING, 3/8NPT-3/8 BARB ELBOW	P12708	1	
14	FITTING, 6SAE MALE-1/4NPT FEMALE	014686	1	
15	FITTING, 1/4NPT BRANCH TEE	015486	1	
16	FITTING, 3/8JIC-1/4NPT 90L	015491	1	
17	PLUG, 1/4-18 NPT BLANK	096221	1	
18	WASHER, 10.5 FLAT ZINC	F81055-1	18	
19	NUT, M10-8-B HEX NYLON ZINC LOCK	F81033-1	10	
20	BOLT, DIN933-M10X30-8.8-A2E HEX HEAD	F81003-111	4	
21	COVER, 80 MM RUBBER	089293	1	
22	PLATE, SIDE	555450-1	1	
23	BOLT, M10X75-8.8 HEX HEAD ZINC	F81003-15	4	
24	WASHER, 8.5 SPECIAL FLAT ZINC	F81054-11	4	
25	WASHER 8,2 SPLIT LOCK ZINC	F81054-4	4	
26	BOLT, M8X20 8.8 HEX HEAD FULL THREAD ZIN	F81002-4	4	
27	COVER, REAR	555452-1	1	
28	BOLT M6X16 HH ZC FT 8.8 DIN 933	F81001-15	4	

9.55 Front Box. 555427

555427-001
555427

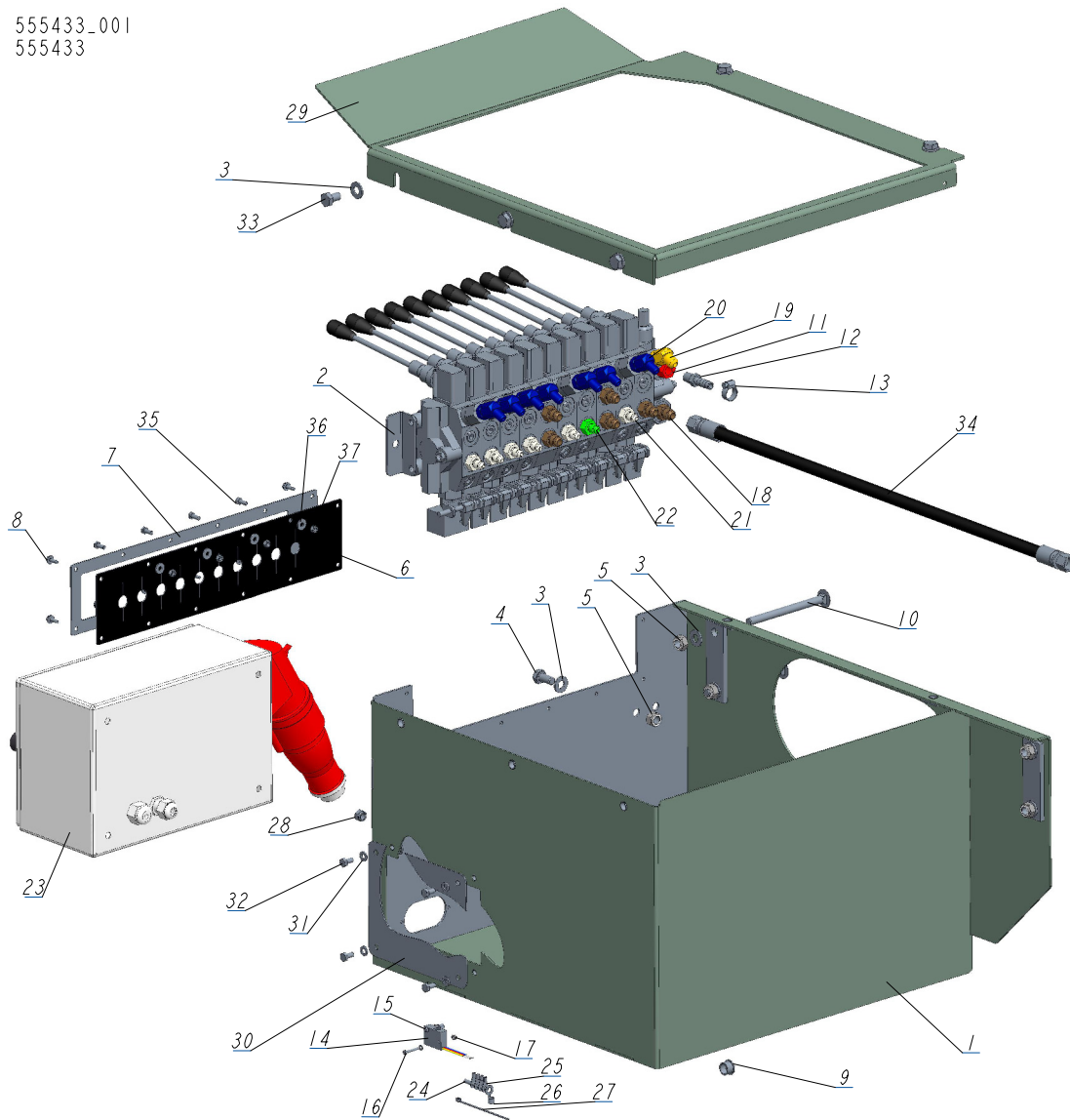


REF	DESCRIPTION (◆ indicates parts available in assemblies only)	PART #	QTY
-	BOX FRONT 10 SEC. AH5/AH7/LT40/70	555427	1
1	BOX, FRONT	555443-1	1
2	VALVE, HDS11/10- 8-SECTION HYDRAULIC	091344	1
3	WASHER, 10.5 FLAT ZINC	F81055-1	11
4	BOLT, ISO 4017-M10X20-8.8-A2E HEX HEAD	F81003-53	2
5	NUT, M10-8-B HEX NYLON ZINC LOCK	F81033-1	6
6	GUARD, RUBBER HYDRAULIC VALVE 10-SECTION	091739	1
7	PLATE, 10-SECTION VALVE PAINTED	091826-1	1
8	GROMMET, 15,9 UB625 RUBBER	086816	1
9	BOLT, M10X125 8.8 CARRIAGE ZINC	F81003-34	2
10	FITTING, 6SAE MALE-1/4NPT FEMALE	014686	1
11	FITTING, 1/4NPT-3/8 BARB	014685	1

REF	DESCRIPTION (◆ indicates parts available in assemblies only)	PART #	QTY	
12	CLAMP, 11/16 WORM	061807	1	
13	BOLT, #10-24X1/2 SELF-TAPPING	F05015-7	8	
14	MICROSWITCH, HYDRAULIC VALVE	014765	1	
15	WASHER, 3.2 FLAT ZINC	F81050-2	2	
16	SCREW, M3X20-5.8-A-PAN HEAD ZINC	F81000-8	2	
17	NUT, M3-6-HEX NYLON ZINC LOCK	F81028-2	2	
18	FITTING, #6SAE 45 DEG ELBOW	015489	1	
19	FITTING, #4 SAE - #6 SAE 45° ELBOW	015488	7	
20	FITTING, 3/8" O-RING X 3/8" JIC	014687	6	
21	FITTING, 1/4JIC-3/8 O-RING	P26284	7	
22	BOX, LT40/70 ELECTRICAL	566251	1	
	DOOR, 566251 200x300x150 ELECTRIC BOX	084686	1	
23	CABLE, OLFLEX CLASIC 400P 4G2,5	R80585-6	1	
24	TERMINAL, KO 2.5/5 RING	F81064-1	4	
25	TERMINAL, KO1/8 RING	F05092-7	1	
26	TIE WRAP, TK 9/3	F81082-4	1	
27	NUT, M8-8-B HEX NYLON ZINC LOCK	F81032-2	4	
28	PHD 2T3/8X6.80 W9/16UNF-W9/16UNF	555366	1	
29	COVER TOP, BOX FRONT	555440-1	1	
30	CAP	555383-1	1	
31	WASHER, 6.4 FLAT ZINC	F81053-1	4	
32	BOLT, M6X12-8.8 HEX HEAD FULL THREAD ZIN	F81001-7	4	
33	BOLT, M10X16-8.8 HEX HEAD FULL THREAD ZI	F81003-13	5	
34	BOLT, M5X12 8.8 HEX HEAD FULL THREAD ZIN	F81000-5	4	
35	WASHER, 5.5 SPECIAL FLAT ZINC	F81052-3	4	
36	NUT, M5 8 HEX ZINC	F81030-1	4	

9.56 Front Box. 555433

555433_001
555433

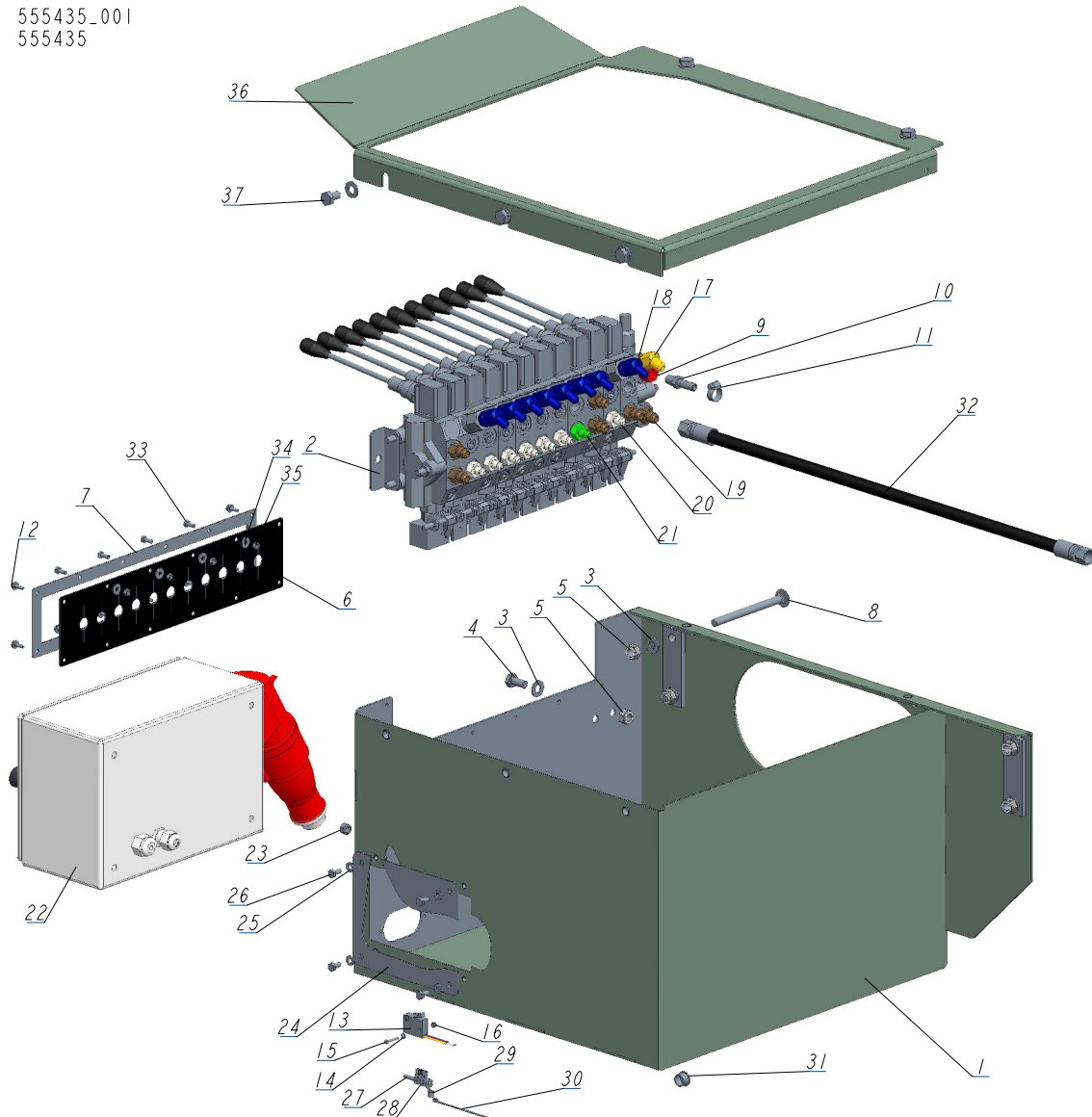


REF	DESCRIPTION (◆ indicates parts available in assemblies only)	PART #	QTY
-	BOX, FRONT 10 SEC. AHP5/LT40/70	555433	1
1	BOX, FRONT	555443-1	1
2	VALVE, HDS11/10- 8-SECTION HYDRAULIC	091344	1
3	WASHER, 10.5 FLAT ZINC	F81055-1	11
4	BOLT, ISO 4017-M10X20-8.8-A2E HEX HEAD	F81003-53	2
5	NUT, M10-8-B HEX NYLON ZINC LOCK	F81033-1	6
6	GUARD, RUBBER HYDRAULIC VALVE 10-SECTION	091739	1
7	PLATE, 10-SECTION VALVE PAINTED	091826-1	1
8	BOLT, #10-24X1/2 SELF-TAPPING	F05015-7	8
9	GROMMET, 15,9 UB625 RUBBER	086816	1
10	BOLT, M10X125 8.8 CARRIAGE ZINC	F81003-34	2
11	FITTING, 6SAE MALE-1/4NPT FEMALE	014686	1
12	FITTING, 1/4NPT-3/8 BARB	014685	1
13	CLAMP, 11/16 WORM	061807	1

REF	DESCRIPTION (◆ indicates parts available in assemblies only)	PART #	QTY	
14	MICROSWITCH, HYDRAULIC VALVE	014765	1	
15	WASHER, 3.2 FLAT ZINC	F81050-2	2	
16	SCREW, M3X20-5.8-A-PAN HEAD ZINC	F81000-8	2	
17	NUT, M3-6-HEX NYLON ZINC LOCK	F81028-2	2	
18	FITTING, 3/8" O-RING X 3/8" JIC	014687	6	
19	FITTING, #6SAE 45 DEG ELBOW	015489	1	
20	FITTING, #4 SAE - #6 SAE 45° ELBOW	015488	7	
21	FITTING, 1/4JIC-3/8 O-RING	P26284	6	
22	ZN-140 UNF9/16-18/7/16-20	555134	1	
23	BOX, LT40/70 ELECTRICAL	566251	1	
	DOOR, 566251 200x300x150 ELECTRIC BOX	084686	1	
24	CABLE, OLFLEX CLASIC 400P 4G2,5	R80585-6	1	
25	TERMINAL, KO 2.5/5 RING	F81064-1	4	
26	TERMINAL, KO1/8 RING	F05092-7	1	
27	TIE WRAP, TK 9/3	F81082-4	1	
28	NUT, M8-8-B HEX NYLON ZINC LOCK	F81032-2	4	
29	COVER TOP, BOX FRONT	555440-1	1	
30	CAP	555383-1	1	
31	WASHER, 6.4 FLAT ZINC	F81053-1	4	
32	BOLT, M6X12-8.8 HEX HEAD FULL THREAD ZIN	F81001-7	4	
33	BOLT, M10X16-8.8 HEX HEAD FULL THREAD ZI	F81003-13	5	
34	PHD 2T3/8X6.80 W9/16UNF-W9/16UNF	555366	1	
35	BOLT, M5X12 8.8 HEX HEAD FULL THREAD ZIN	F81000-5	4	
36	WASHER, 5.5 SPECIAL FLAT ZINC	F81052-3	4	
37	NUT, M5 8 HEX ZINC	F81030-1	4	

9.57 Front Box. 555435

555435_001
555435



REF	DESCRIPTION (◆ indicates parts available in assemblies only)	PART #	QTY
-	BOX, FRONT 11SEC. AHP7/LT40/70 COMPLETE	555435	1
1	BOX, FRONT	555443-1	1
2	VALVE 11 SEC. HDS11/10	510568_	1
3	WASHER, 10.5 FLAT ZINC	F81055-1	11
4	BOLT, ISO 4017-M10X20-8.8-A2E HEX HEAD	F81003-53	2
5	NUT, M10-8-B HEX NYLON ZINC LOCK	F81033-1	6
6	COVER, 11-SECTION VALVE RUBBER	518926	1
7	COVER, 11-SECTION VALVE GUARD	510571-1	1
8	BOLT, M10X125 8.8 CARRIAGE ZINC	F81003-34	2
9	FITTING, 6SAE MALE-1/4NPT FEMALE	014686	1
10	FITTING, 1/4NPT-3/8 BARB	014685	1
11	CLAMP, 11/16 WORM	061807	1
12	BOLT, #10-24X1/2 SELF-TAPPING	F05015-7	8

REF	DESCRIPTION (◆ indicates parts available in assemblies only)	PART #	QTY	
13	MICROSWITCH, HYDRAULIC VALVE	014765	1	
14	WASHER, 3.2 FLAT ZINC	F81050-2	2	
15	SCREW, M3X20-5.8-A-PAN HEAD ZINC	F81000-8	2	
16	NUT, M3-6-HEX NYLON ZINC LOCK	F81028-2	2	
17	FITTING, #6SAE 45 DEG ELBOW	015489	1	
18	FITTING, #4 SAE - #6 SAE 45° ELBOW	015488	8	
19	FITTING, 3/8" O-RING X 3/8" JIC	014687	6	
20	FITTING, 1/4JIC-3/8 O-RING	P26284	7	
21	ZN-140 UNF9/16-18/7/16-20	555134	1	
22	BOX, LT40/70 ELECTRICAL	566251	1	
	DOOR, 566251 200x300x150 ELECTRIC BOX	084686	1	
23	NUT, M8-8-B HEX NYLON ZINC LOCK	F81032-2	4	
24	CAP	555383-1	1	
25	WASHER, 6.4 FLAT ZINC	F81053-1	4	
26	BOLT, M6X12-8.8 HEX HEAD FULL THREAD ZIN	F81001-7	4	
27	CABLE, OLFLEX CLASIC 400P 4G2,5	R80585-6	1	
28	TERMINAL, KO 2.5/5 RING	F81064-1	4	
29	TERMINAL, KO1/8 RING	F05092-7	1	
30	TIE WRAP, TK 9/3	F81082-4	1	
31	GROMMET, 15,9 UB625 RUBBER	086816	1	
32	PHD 2T3/8X6.80 W9/16UNF-W9/16UNF	555366	1	
33	BOLT, M5X12 8.8 HEX HEAD FULL THREAD ZIN	F81000-5	4	
34	WASHER, 5.5 SPECIAL FLAT ZINC	F81052-3	4	
35	NUT, M5 8 HEX ZINC	F81030-1	4	
36	COVER TOP, BOX FRONT	555440-1	1	
37	BOLT, M10X16-8.8 HEX HEAD FULL THREAD ZI	F81003-13	5	