

# **Wood-Mizer®**

## **Parts Manual**

---

**LT40M DH Super**

**rev. A5.04**

---



**Safety is our #1 concern!** Read and understand all safety information and instructions before operating, setting up or maintaining this machine.

*February 2008*

*Form #1058*

# Table of Contents

# Section-Page

*General Contact Information  
Branches & Authorized Sales Centers*

<b>SECTION 1</b>	<b>GENERAL INFORMATION</b>	<b>1-1</b>
1.1	How To Use The Parts List .....	1-1
1.2	Sample Assembly .....	1-1
<b>SECTION 2</b>	<b>BLADE GUIDE ROLLERS &amp; ARM</b>	<b>2-1</b>
2.1	Blade Guide Assembly, Idle Side (Standard).....	2-1
2.2	Blade Guide Assembly, Idle Side (Optional) .....	2-3
2.3	Blade Guide Assembly, Drive Side (Optional).....	2-4
2.4	Idle Side Blade Guide Assembly, Optional (LMS).....	2-6
2.5	Blade Guide Assembly, Drive Side.....	2-8
2.6	Blade Guide Arm & Rollers .....	2-10
2.7	Blade Guide Arm Drive Assembly.....	2-11
<b>SECTION 3</b>	<b>BLADE WHEELS &amp; TENSIONER</b>	<b>3-1</b>
3.1	Blade Drive Assembly.....	3-1
3.2	Idle Blade Wheel Assembly .....	3-3
3.3	Hydraulic Blade Tensioner Assembly.....	3-4
<b>SECTION 4</b>	<b>SAW HEAD</b>	<b>4-1</b>
4.1	Middle Throat Screw .....	4-1
4.2	Water Lube Solenoid Valve (not available in EC version) .....	4-1
4.3	Clutch Lever Assembly .....	4-2
4.4	Brake Assembly.....	4-4
4.5	Board Return Assembly .....	4-5
4.6	Water Lube Assembly .....	4-7
4.7	LT40DC Saw Head Decals .....	4-9
4.8	Blade Housing Covers .....	4-11
4.9	Drive Belt Covers .....	4-13
4.10	Sawdust Chute .....	4-14
<b>SECTION 5</b>	<b>CONTROL &amp; BATTERY BOXES</b>	<b>5-1</b>
5.1	Control Assembly, LT40 Series DH .....	5-1
5.2	Control Assembly (Gas/Diesel), Optional Equipment.....	5-3
5.3	Control Box Bracket.....	5-5
5.4	Drum Switches .....	5-6
5.5	Circuit Breakers .....	5-7
5.6	Solenoid Assemblies .....	5-8
5.7	Battery Box Assembly, LT40 Series .....	5-9
5.8	Fuse Box Assembly, LT40 Series .....	5-10

## Table of Contents

## Section-Page

<b>SECTION 6</b>	<b>UP/DOWN SYSTEM</b>	<b>6-1</b>
6.1	Saw Head V-Brace Mount .....	6-1
6.2	Blade Height Scale .....	6-2
6.3	Up/Down Chain & Sprockets .....	6-4
6.4	Up/Down Motor Assembly, LT40 Series .....	6-6
6.5	Up/Down Drive Assembly, LT40 Series .....	6-7
<b>SECTION 7</b>	<b>POWER FEED &amp; TRACK ROLLERS</b>	<b>7-1</b>
7.1	Upper Track Rollers And Wipers.....	7-1
7.2	Power Feed Assembly .....	7-2
7.3	Feed Chain/Stop, LT40 Series .....	7-4
7.4	Lower Track Rollers .....	7-6
<b>SECTION 8</b>	<b>BED FRAME ASSEMBLY</b>	<b>8-1</b>
8.1	Bed Rail Assembly, Front (LT40/70M Super).....	8-1
8.2	Bed Rail Assembly, Middle (LT40/70M Super).....	8-2
8.3	Board Removal Assembly, "Super" Series Stationary Sawmills w/"M" Frame	8-3
8.4	Board Removal Assembly, Portable "Super" Series Sawmills w/"M" Frame	8-5
8.5	Board Return Assembly - (LT40M Super Option).....	8-7
8.6	Board Return Assembly - (LT70M Super Option).....	8-8
8.7	Stationary Leg Kit, M Super Frame .....	8-9
8.8	Outrigger Leg Kit, M Super Frame .....	8-10
8.9	LT40/70M Saw Head Rest Pin Assembly .....	8-11
8.10	Tie Down Chain Assembly .....	8-12
8.11	Blockade Control Box LT40 .....	8-13
8.12	Remote Equipment Option .....	8-14
<b>SECTION 9</b>	<b>HYDRAULIC SYSTEM</b>	<b>9-1</b>
9.1	Hydraulic Hoses, LT40/70M Super .....	9-1
	<i>Protective Conduits, LT40/70M Super Hydraulic Hoses</i>	
9.2	Hydraulic & Wireless Control Box .....	9-3
9.3	Wireless Control Assembly (Option) .....	9-5
9.4	Hydraulic Log Loader, S/M Frame .....	9-6
9.5	Hydraulic Log Loader for "M" Super Frames .....	9-8
9.6	Hydraulic Log Turner .....	9-10
9.7	Hydraulic Log Side Supports (for Stationary Sawmills).....	9-12
9.8	Hydraulic Log Side Supports (for Mobile Sawmills).....	9-14
9.9	Hydraulic Pull-Down Clamp .....	9-16
9.10	Hydraulic Log Clamp - main.....	9-18
9.11	Hydraulic Log Side Supports (Super Version).....	9-20
9.12	Hydraulic Toe Board .....	9-22
9.13	Power Toe Roller.....	9-23

### Getting Service

Wood-Mizer is committed to providing you with the latest technology, best quality and strongest customer service available on the market today. We continually evaluate our customers' needs to ensure we're meeting current wood-processing demands. Your comments and suggestions are welcome.

### **General Contact Information**

From Europe call your local distributor or our European Headquarters and Manufacturing Facility in Kolo, Nagórna 114 St, Poland at **+48-63-2626000**. From the continental U.S., call our U.S. Headquarter 8180 West 10th St. Indianapolis, IN 46214, toll-free at **1-800-525-8100**. Ask to speak with a Customer Service Representative. Please have your machine identification number and your customer number ready when you call. The Service Representative can help you with questions about the operation and maintenance of your machine. He also can schedule you for a service call.

### **Office Hours:**

<b>Country</b>	<b>Monday - Friday</b>	<b>Saturday</b>	<b>Sunday</b>
Poland	7 a.m.- 3 p.m.	Closed	Closed
US	8 a.m.- 5 p.m.	8 a.m.- 12 p.m	Closed

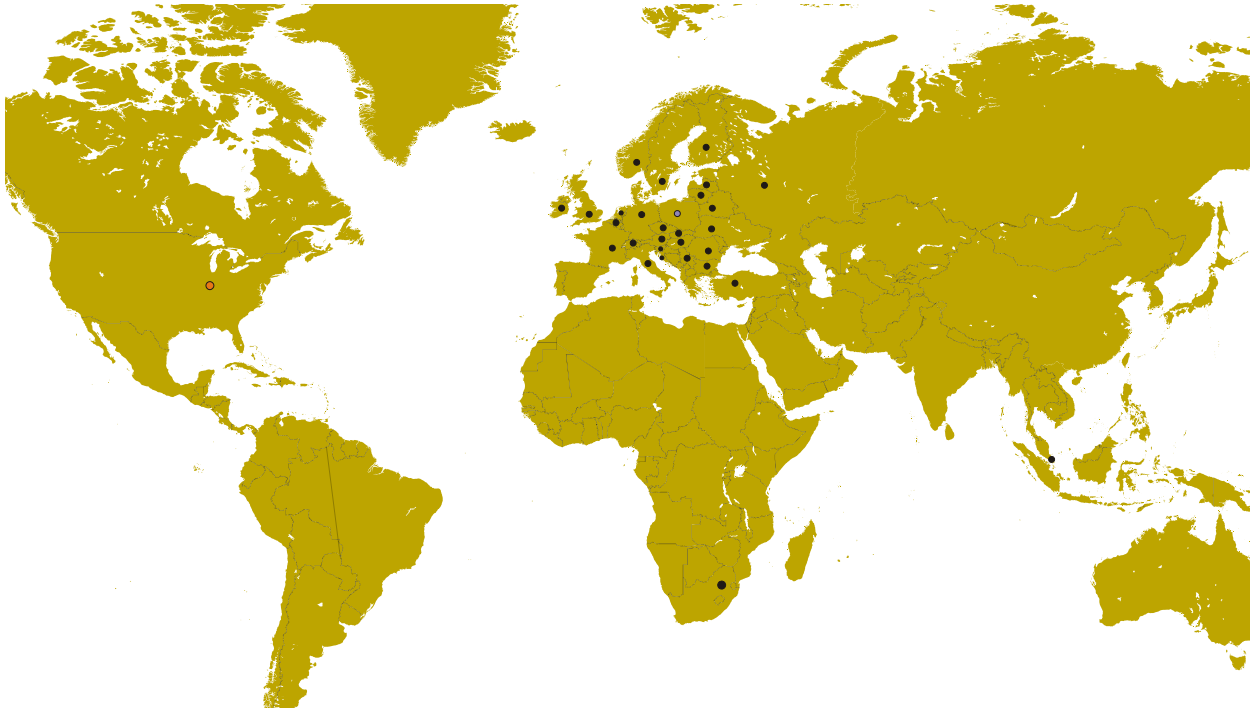
Please have your vehicle identification number and your customer number ready when you call.



Wood-Mizer will accept these methods of payment:

- Visa, Mastercard, or Discover
- COD
- Prepayment
- Net 15 (with approved credit)

Be aware that shipping and handling charges may apply. Handling charges are based on size and quantity of order.

## Branches &amp; Authorized Sales Centers



EUROPE		UNITED STATES
<p> <b>European Headquarters</b>  <b>Wood-Mizer Industries Sp. z o.o.</b>            Nagórna 114, 62-600 Kolo, Poland            Tel.: +48-63-26-26-000            Fax: +48-63-27-22-327  <a href="http://www.woodmizer.eu">www.woodmizer.eu</a></p>		<p> <b>World Headquarters</b>  <b>Wood-Mizer LLC</b>            8180 West 10th Street            Indianapolis, Indiana 46214-2400,            USA            Tel.: +1-317-271-1542            Fax: +1-317-273-1011  <a href="http://www.woodmizer.com">www.woodmizer.com</a></p>
<p><b>BELARUS</b>  <b>MOST-GRUPP</b>            Siemashko 15, k.3            Minsk 2200116            Tel.: +375-17-270-90-08            Fax: +375-17-270-90-08            GSM: +375-29-649-90-80            e-mail: <a href="mailto:most-by@mail.ru">most-by@mail.ru</a></p>	<p><b>SWITZERLAND Bruno Steiner</b>            Striegelgasse 2            CH-6214 Schenkon            Tel.: +41-41-921-13-01            Fax: +41-41-922-18-87            e-mail: <a href="mailto:info@mobilsaegen.ch">info@mobilsaegen.ch</a></p>	<p><b>RUSSIA Dariusz Mikołajewski</b>  <b>OOO WOOD-MIZER INDUSTRIES</b>            141031, Moscow            Reg., Mytishenski raj., pos. Veshki,            Zavodskaja str., 3B            Tel.Fax: +7(495) 788-72-35            Tel.Fax: +7(495) 641-51-60            e-mail: <a href="mailto:dariuszm@woodmizer-moscow.ru">dariuszm@woodmizer-moscow.ru</a></p>

<p><b>BULGARIA Kalin Simeonov</b>  <b>Ecotechproduct</b>  38 Star Lozenski pat str.  Sofia 1186  Tel.: +359-2-462-7035  Tel.: +359-2-963-1656  Tel./Fax  : +359-2-979-1710  <b>Kalin Simeonov</b>  GSM: +3592-963-2559  e-mail: <a href="mailto:office@ecotechproduct.com">office@ecotechproduct.com</a></p>	<p><b>HUNGARY Wiktor Turoczy</b>  <b>Wood-Mizer Hungary K.F.T.</b>  Szonyi Ut 67., 2921 Komárom  Tel./Fax: +36-34-346-255  e-mail: <a href="mailto:woodmizer@woodmizer.hu">woodmizer@woodmizer.hu</a></p>	<p><b>RUSSIA Far East Wladimir Glazaczew</b>  <b>"WM Service"</b>  Krasnoretchenskaya Str.111  680006 Khabarovsk  Tel./Fax: +7-914-541-1183  e-mail: <a href="mailto:wms-khv@mail.ru">wms-khv@mail.ru</a></p>
<p><b>CROATIA Krešimir Pregernik</b>  <b>Pregimex d.o.o.</b>  S. Batušićeva 31, 10090 Zagreb  Tel./Fax: +3851-38-94-668  <b>Krešimir Pregernik</b>  GSM: +3851-98-207-106  e-mail: <a href="mailto:Kresimir.Pregernik@gmail.com">Kresimir.Pregernik@gmail.com</a></p>	<p><b>ITALY Felice Pasquale</b>  <b>Wood-Mizer Italia Srl</b>  <b>Cda. Capoiaccio SN</b>  86012 Cercemaggiore  Campobasso  Tel./Fax: +39-0874-798-357  GSM: +39-333-281-03-79  e-mail: <a href="mailto:wmitaliasrl@gmail.com">wmitaliasrl@gmail.com</a></p>	<p><b>SERBIA Dragan Markov</b>  <b>Wood-Mizer Balkan d.o.o.</b>  Svetosavska GA 3/3; P. Fah 25  23 300 Kikinda  Tel./Fax: +381-230-25-754  Tel./Fax: +381-230-23-567  GSM: +381-63-568-658  e-mail: <a href="mailto:office@woodmizer.co.yu">office@woodmizer.co.yu</a></p>
<p><b>CZECH REPUBLIC Miroslaw Greill</b>  <b>Wood-Mizer CZ s.r.o.</b>  Osvaldova 91  339 01 Klatovy-Luby  Tel./Fax: +420-376-312-220  Fax: +420-376-319-011  <b>Miroslaw Greill</b>  GSM: +420-723-580-799  e-mail: <a href="mailto:greill@woodmizer.cz">greill@woodmizer.cz</a></p>	<p><b>Subagent:</b>  <b>ITALY Franz Josef Reichsigl</b>  Muls 21, 39058 Sarnthein  Tel./Fax: +39-471-627-264  GSM: +39-335-824-88-05</p>	<p><b>SLOVAKIA Wiktor Turoczy</b>  <b>Wood-Mizer Danubia s.r.o.</b>  Hadovce 5, 94501 Komárno  Tel.: +421-35-77-40-316  Fax: +421-35-7740-326  GSM: +421-905-930-972  e-mail: <a href="mailto:woodmizer@woodmizer.sk">woodmizer@woodmizer.sk</a></p>
<p><b>CZECH REPUBLIC Lubomir Kudlik</b>  <b>Wood-Mizer Moravia</b>  Sovadinova 6  69002 Breclav  Tel./Fax: +420-519-322-443  <b>Lubomir Kudlik</b>  GSM: +420-602-734-792  e-mail: <a href="mailto:info@wood-mizer.net">info@wood-mizer.net</a></p>	<p><b>LATVIA Vilmars Jansons</b>  <b>OBERTS Ltd</b>  Gaujas str. 32/2  LV-2167 Marupe, Rigas Raj.  Tel.: +371-7-810-666  Fax: +371-7-810-655  <b>Vilmars Jansons</b>  GSM: +371-92-06-966  <b>Andris Orols</b>  GSM: +371-28-33-07-90  e-mail: <a href="mailto:andris@oberts.lv">andris@oberts.lv</a></p>	<p><b>TURKEY</b>  <b>Er-Ka Ahsap Profil Kerestecilik San. ve Tic. Ltd. Sti.</b>  Adana Keresteciler Sitesi 191 sk No.41  ADANA  Tel.: +90-322-346-15-86  Fax: +90-322-345-17-07  GSM: +90-533-363-18-44  e-mail: <a href="mailto:info@erkaahsap.com.tr">info@erkaahsap.com.tr</a></p>
<p><b>FINLAND Howard Blackburn</b>  <b>Oy Falkberg Jordbruk Ab</b>  Falkintie 220  25610 Ylonkyla  Tel.: +358-2732-2253  Fax: +358-2732-2263  <b>Howard Blackburn</b>  GSM: +358-440-424-339  e-mail: <a href="mailto:falkberg@woodmizer.fi">falkberg@woodmizer.fi</a></p>	<p><b>LITHUANIA Andrius Zuzevicius</b>  <b>UAB Singlis</b>  Savanoriu pr. 187, 2053 Vilnius  Tel.: +370-5-2-32-22-44  Fax: +370-5-2-64-84-15  GSM: +370-620-28-645  e-mail: <a href="mailto:andrius.z@singlis.lt">andrius.z@singlis.lt</a>   <b>Dmitrij Gaiduk</b>  GSM: +370-69-84-51-91  e-mail: <a href="mailto:dmitrijus.g@singlis.lt">dmitrijus.g@singlis.lt</a></p>	<p><b>UKRAINE Ivan Vinnicki</b>  <b>MOST UKRAINA</b>  bul. Myru 3, Bajkivtsi Ternoplskyj r-j  Ternopolska oblast  47711 Ukraine  Tel/Fax: +38 (0352) 52 37 74  GSM: +38 (067) 352 54 34  GSM: +38 (067) 674 50 68  E-mail: <a href="mailto:most-ukraine@ukr.net">most-ukraine@ukr.net</a></p>

<p><b>FRANCE Laurence Serrurier</b>  Wood-Mizer France  Zac du Prè Marechal Route de Fruges  62560 Fauquembergues  Tel: +33-321-930-544  Fax: +33-321-930-990  GSM: +33-607-025-282  Mail: <a href="mailto:lserrurier@woodmizer.fr">lserrurier@woodmizer.fr</a></p>	<p><b>NORWAY Odd Edvoll</b>  <b>Wood-Mizer Nordic AS</b>  Vardelia 17, 2020 Skedsmokorset  Tel.: +47-63-87-49-89  Fax: +47-63-87-37-66  GSM: +47-930-42-335  e-mail: <a href="mailto:odd.edvoll@woodmizer.no">odd.edvoll@woodmizer.no</a>   e-mail: <a href="mailto:firmapost@woodmizer.no">firmapost@woodmizer.no</a></p>	<p><b>UNITED KINGDOM &amp; IRELAND</b>  <b>Wood-Mizer UK</b>  Hopfield Barn  Kenward Road, Yalding  Kent ME18 6JP, UK  Tel.: +44-1622-813-201  Fax: +44-1622-815-534  e-mail: <a href="mailto:info@woodmizer.co.uk">info@woodmizer.co.uk</a></p>
<p><b>SLOVENIA Jan Fale</b>  <b>FAMTEH d.o.o.</b>  Gacnikova pot 2,  2390 Ravne na Koroskem  Tel.: +386-2-62-04-232  Fax: +386-2-62-04-231  <b>Jan Fale</b>  GSM: +386-2-62-04-230  e-mail: <a href="mailto:jan.fale@famteh.si">jan.fale@famteh.si</a></p> <p><b>Matjaz Kolar</b>  Tel.: +386-2-62-04-232  GSM: +386-31-775-999  e-mail: <a href="mailto:matjaz.kolar@famteh.si">matjaz.kolar@famteh.si</a></p>		<p>David Darnell  10 Tennyson Avenue  Southend on Sea  Essex, SS2 5HD  David Darnell GSM: +44 7799 063 497</p> <p>Stephan Cull  Cembrandy Gardens, Manorwen  Fishguard, Pembrokeshire SA659PT  Tel.: +44-1348-873-179  GSM: +44-7887-544-333</p>
<p><b>GERMANY Klaus Longmuss</b>  <b>Wood-Mizer Sägewerke GmbH</b>  Dorfstraße 5, 29485 Schletau  Tel.: +49-5883-9880-10  Fax: +49-5883-9880-20  e-mail: <a href="mailto:info@woodmizer.de">info@woodmizer.de</a></p> <p><b>Klaus Longmuss</b>  Tel.: +49-5883-9880-12  GSM: +49-17-298-55-892  e-mail: <a href="mailto:KLongmuss@woodmizer.de">KLongmuss@woodmizer.de</a></p>	<p><b>Subagent:</b>  <b>SWEDEN Kjell Larsson</b>  <b>Mekwood AB</b>  Slingan 14, 812 41 Gästrike-Hammarby  Tel.: +46-290-515-65  <b>Kjell Larsson</b>  GSM: +46-706-797-965  e-mail: <a href="mailto:kjell.larsson@mekwood.se">kjell.larsson@mekwood.se</a></p>	<p><b>IRELAND</b>  <b>Wood-Mizer Ireland</b>  Stephen Brennan  Cum Lahardane Ballina County Mayo  Tel:+353 96 51345   E-mail: <a href="mailto:brennanmill@ericom.net">brennanmill@ericom.net</a></p>
<p><b>Subagents:</b>  <b>DENMARK Brian Jensen</b>  Arnborgvej 9, 7330 Brande- Fasterholt  Tel.: +45-971-88-265  Fax: +45-971-88-266  <b>Brian Jensen</b>  GSM: +45-23-49-5828  e-mail: <a href="mailto:Fasterholt-Savvaerk@Mail.Tele.dk">Fasterholt-Savvaerk@Mail.Tele.dk</a></p>	<p><b>ROMANIA Adrian Echert</b>  <b>SC WOOD-MIZER RO SRL</b>  TRANSILVANIEI Nr. 5  Sibiu, Cisnadie 555300  Tel./Fax: : +40-369-405-433  GSM: +40-745-707-323  e-mail: <a href="mailto:aeichert@woodmizer.ro">aeichert@woodmizer.ro</a></p>	<p>Regional Manager - Asia  Wood-Mizer Asia Pte Ltd.  James Wong  Tel: +65 81216910  Fax: +65 6283 8636  WWW: <a href="http://www.woodmizerasia.com">www.woodmizerasia.com</a>  E-mail: <a href="mailto:jwong@woodmizerasia.com">jwong@woodmizerasia.com</a></p>
<p><b>Netherlands Chris Dragt</b>  Lange Brink 77d,  7317 BD Apeldoorn  Tel.: +31-55312-1833  Fax: +31-55312-2042  e-mail: <a href="mailto:Info@dragtbosbouw.nl">Info@dragtbosbouw.nl</a></p>	<p><b>Subagent:</b>  <b>ROMANIA M. Echert</b>  <b>S.C. Echert Comprod s.r.l</b>  Str. Schitului Nr. 6, Apt.7 etajul-1  725 70 Vatra Dornei, Romania  Tel./Fax: +40-230-374-235  Tel. : +40-740-35-35-74</p>	<p>Regional Manager - Africa  Wood-Mizer Africa  Jean-Jacques Oelofse  UNIT 3, LEADER PARK, NO: 20 CHARIOT ROAD  STORMILL, EXT 5, Roodepoort,  Johannesburg  Tel: +27 011 473 1313  Fax: +27 011 473 2005  Jean-Jacques Oelofse E-mail:  <a href="mailto:jjoelofse@woodmizer africa.com">jjoelofse@woodmizer africa.com</a>  Jean-Jacques Oelofse  Skype:jean.jacques.pierre.oelofse</p>

### SECTION 1 GENERAL INFORMATION

#### 1.1 How To Use The Parts List

- Use the index above to locate the assembly that contains the part you need.
- Go to the appropriate section and locate the part in the illustration.
- Use the number pointing to the part to locate the correct part number and description in the table.
- Parts shown indented under another part are included with that part.
- Parts marked with a diamond (◆) are only available in the assembly listed above the part.

See the sample table below. Sample Part #A01111 includes part F02222-2 and subassembly A03333. Subassembly A03333 includes part S04444-4 and subassembly K05555. The diamond (◆) indicates that S04444-4 is not available except in subassembly A03333. Subassembly K05555 includes parts M06666 and F07777-77. The diamond (◆) indicates M06666 is not available except in subassembly K05555.

1.2 Sample Assembly				
REF	DESCRIPTION (◆ Indicates Parts Available In Assemblies Only)	PART #	QTY.	
	Sample Assembly, Complete (Includes All Indented Parts Below)	A01111	1	
1	Sample Part	F02222-22	1	
	Sample Subassembly (Includes All Indented Parts Below)	A03333	1	
2	Sample Part (◆ Indicates Part Is Only Available With A03333)	S04444-4	1	◆
	Sample Subassembly (Includes All Indented Parts Below)	K05555	1	
3	Sample Part (◆ Indicates Part Is Only Available With K05555)	M06666	2	◆
4	Sample Part	F07777-77	1	

#### To Order Parts:

- From Europe call our European Headquarters and Manufacturing Facility in Kolo, Poland at **+48-63-2626000**. From the continental U.S., call our toll-free Parts hotline at **1-800-525-8100**. Have your customer number, vehicle identification number, and part numbers ready when you call. From other international locations, contact the Wood-Mizer distributor in your area for parts.

#### Office Hours:

Country	Monday - Friday	Saturday	Sunday
Poland	7-15	Closed	Closed
US	8 a.m.- 5 a.m.	8 a.m.- 12 p.m.	Closed

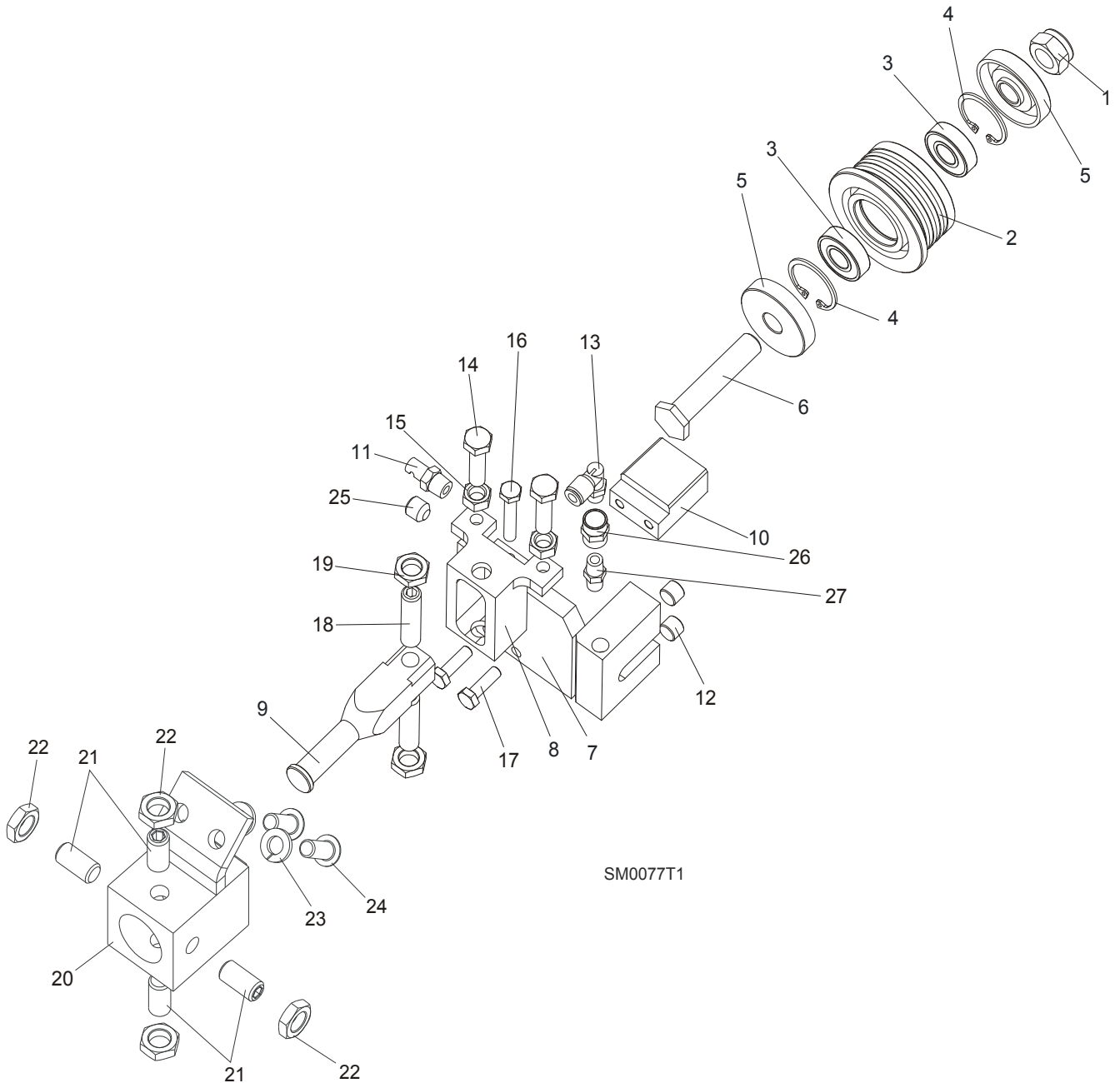


**CAUTION!** It is strongly recommended that only original spare parts be used.



## SECTION 2 BLADE GUIDE ROLLERS & ARM

### 2.1 Blade Guide Assembly, Idle Side (Standard)

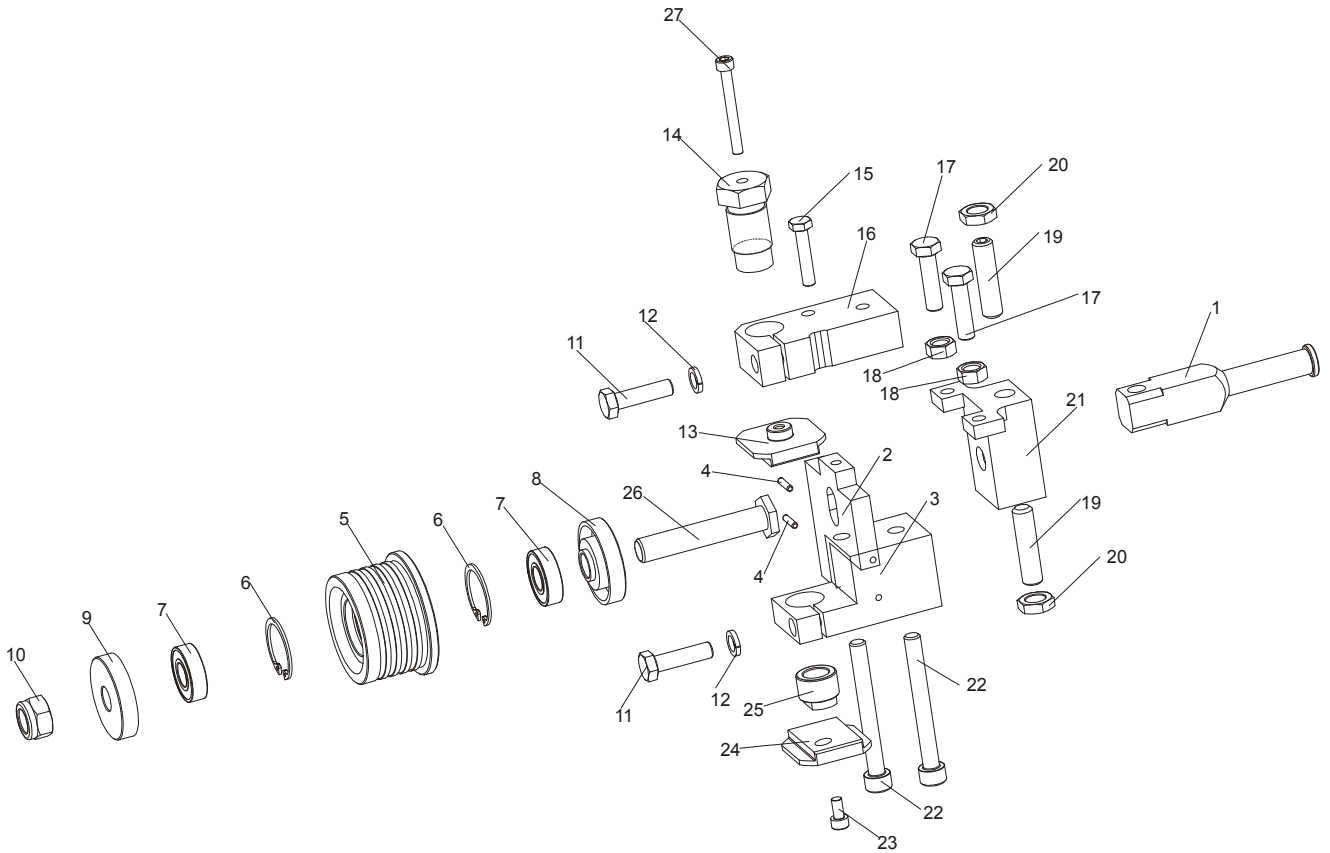


REF	DESCRIPTION (◆ Indicates Parts Available In Assemblies Only)	PART#	QTY.
	<b>BLADE GUIDE ASSEMBLY, IDLE SIDE</b>	<b>092523</b>	<b>1</b>
	<b>BLADE GUIDE ASSEMBLY, IDLE SIDE, EXTENDED</b> (for optional use with 1 1/2" blades)	<b>092994</b>	<b>1</b>
	Roller, Blade Guide Narrow W/Bearings	088261	1
	Roller, Blade Guide W/Bearings Extended (for optional use with 1 1/2" blades)	092939	1
<b>1</b>	Nut, M12-8 Hex Nylon Zinc Lock	F81034-2	1
<b>2</b>	Roller, Blade Guide Narrow	087889	1

	Roller, Blade Guide Extended (for optional use with 1 1/2" blades)	087890	1	
3	Bearing, 6001 2RSR NACHI	087893	2	
4	Ring, W28 Inside Retaining	F81090-9	2	
5	Washer, Spacer	087891-1	2 (1)	
	Washer, Spacer (used with the Extended Roller only) <sup>1</sup>	087892-1	1	
6	Bolt, Blade Guide Roller Zinc-Plated	087761-1	1	
	Bolt, Blade Guide Roller Zinc-Plated (used with the Extended Roller only)	092940-1	1	
7	Block Weldment, Nozzle Zinc-Plated	087750-1	1	
8	Block, Zinc Plated Roller Guide Adjuster	087756-1	1	
9	Shaft, Zinc-Plated Blade Guide Mount (Narrow Roller)	088255-1	1	
	Shaft, Zinc-Plated Blade Guide Mount (Wide Roller)	501406-1	1	
10	Block, Blade Guide Zinc	096956-1	1	
11	Nozzle, Blade Water Lube Spray	016637	1	
12	Plug, M10x1 DIN 906 BN40 "BOSSARD"	F81015-3	2	
13	Fitting, 90° Elbow 1/8NPT-1/4 Tube Swivel	P09736	1	
14	Bolt, M8x30 DIN933 A2-70 Stainless Steel	F81002-27	2	
15	Nut, M8 DIN934 A2-70 Stainless Steel	F81032-7	2	
16	Bolt, M6x30 DIN933 A2-70 Stainless Steel	F81001-37	1	
17	Bolt, M6x20-8.8 Hex Head Full Thread Zinc	F81001-2	2	
18	Screw, M10x1x40 DIN913 Stainless Steel Set	F81015-2	2	
19	Nut, M10x1-04-ST-A2 ISO 8675 Thin	F81033-10	2	
20	<b>BLOCK WELDMENT, PAINTED BLADE GUIDE MOUNT</b>	088292-1	1	
21	<b>SCREW, M10X1X20 DIN913 STAINLESS STEEL SET</b>	F81015-1	4	
22	<b>NUT, M10x1-04-ST-A2 ISO 8675 THIN</b>	F81033-10	4	
23	<b>WASHER, 8.2 SPLIT LOCK ZINC</b>	F81054-4	2	
24	<b>BOLT, 5/16-18X3/4 SOCKET HEAD</b>	F05006-102	2	
25	<b>FITTING, 1/8 NPT SOCKET PIPE PLUG</b>	P30127	1	
26	<b>FITTING, 1/8FPT COUPLING</b>	P05748	1	
27	<b>NIPPLE, 1/8 DRY SEAL</b>	P02764	1	

<sup>1</sup> Used only from the flanged side of the roller

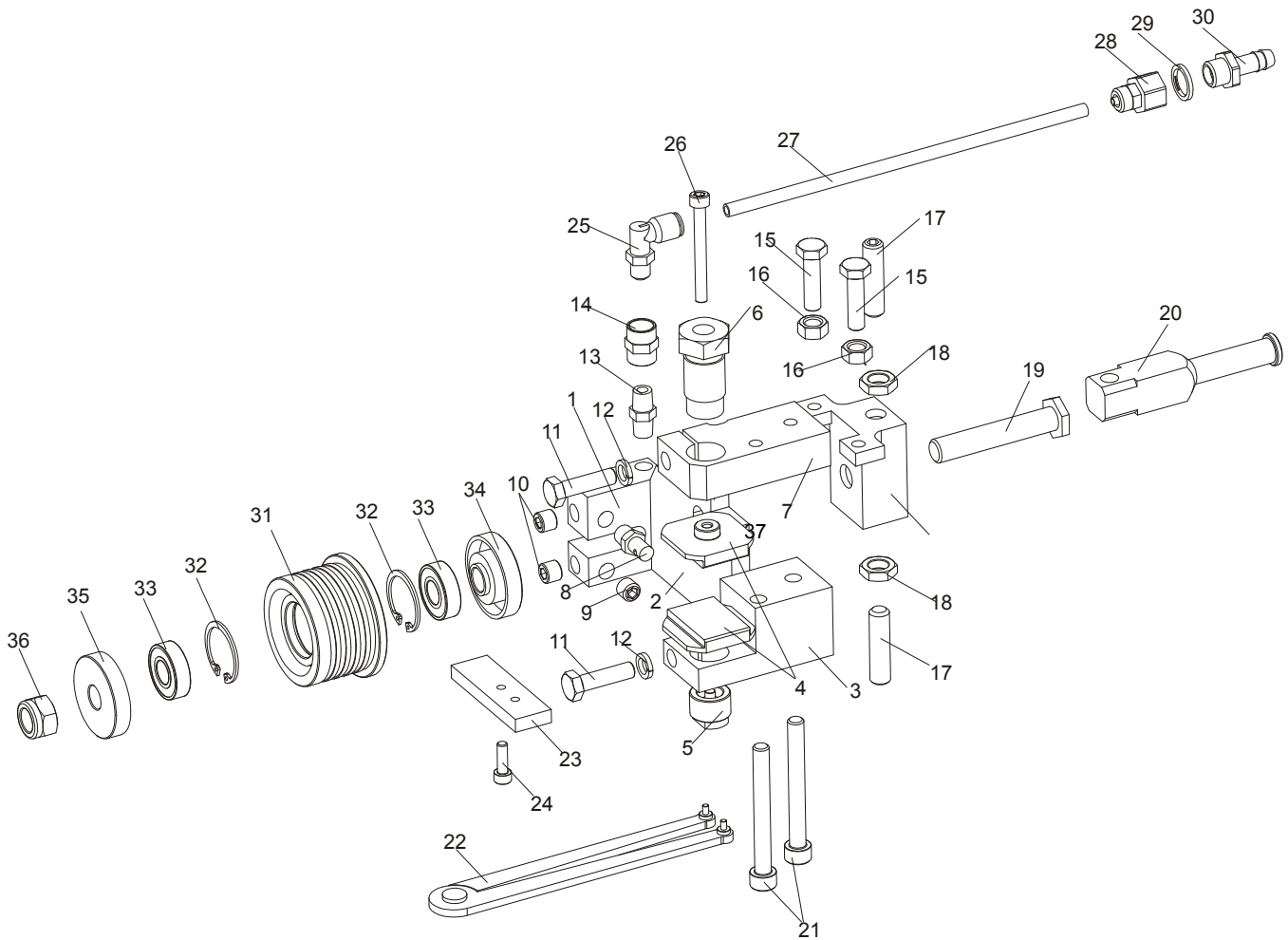
## 2.2 Blade Guide Assembly, Idle Side (Optional)



REF	DESCRIPTION (◆ Indicates Parts Available In Assemblies Only)	PART#	QTY.
	<b>BLADE GUIDE ASSEMBLY, IDLE SIDE, EXTENDED (for optional use with 1 1/2" blades)</b>	<b>093760</b>	<b>1</b>
1	SHAFT, ZINC-PLATED BLADE GUIDE MOUNT	501406-1	1
	MOUNTING PLATE ASSEMBLY	093763-1	1
2	PLATE, BLADE GUIDE MOUNTING	093761	1
3	BLOCK, LOWER PAD MOUNT	093769	1
4	PIN, 3m6x14 DIN 6325 HRC 60 ROLL	F81048-6	2
	ROLLER, BLADE GUIDE EXTENDED W/BEARINGS	092939	1
5	ROLLER, BLADE GUIDE EXTENDED	087890-0	1
2	RING, W28 INSIDE RETAINING	F81090-9	2
7	BEARING, 6001 2RSR (FAG,SKF)	087893	2
8	RING,ZINC-PLATED SPACER(FOR EXTEND.ROLL)	087892-1	1
9	WASHER, ZINC-PLATED SPACER	087891-1	1
10	NUT, M12-8 HEX NYLON ZINC LOCK	F81034-2	1
11	BOLT, M8x30 DIN933 A2-70 STAINLESS STEEL	F81002-27	2
12	WASHER, 8.2 SPLIT LOCK ZINC	F81054-4	2
13	BLOCK, BLADE GUIDE ZINC-PLATED	093430-1	1
14	BOLT, UPPER BLOCK ADJUSTMENT	089515-1	1
15	BOLT, M6x30 DIN933 A2-70 STAINLESS STEEL	F81001-37	1
16	BLOCK, UPPER PAD MOUNT	093762-1	1
17	BOLT, M8x30 DIN933 A2-70. STAINLESS STEEL	F81002-27	2
18	NUT, M8 DIN 934 A2-70 STAINLESS STEEL	F81032-7	2
19	SCREW, M10x1x40 Din913 SET STAINLESS STEEL	F81015-2	2
20	NUT, PN-EN ISO 8675-M10X1-04-St-A2 HEX THIN FINE THREAD	F81033-10	2

21	BLOCK, BLADE DEFLECTION ADJUSTMENT	087756-1	1	
22	SCREW, M8x40-8.8 HEX SOCKET HEAD CAP ZINC	F81002-29	2	
23	SCREW, M5X10 DIN 912 A2-70 HEX SOCKET HEAD CAP STAINLESS STEEL	F81000-23	1	
24	BLOCK, BLADE GUIDE ZINC-PLATED	093430-1	1	
25	SCREW, LOWER PAD ADJUSTMENT	090945-1	1	
26	BOLT, EXT. BLADE GUIDE ROLLER LONG	092940-1	1	

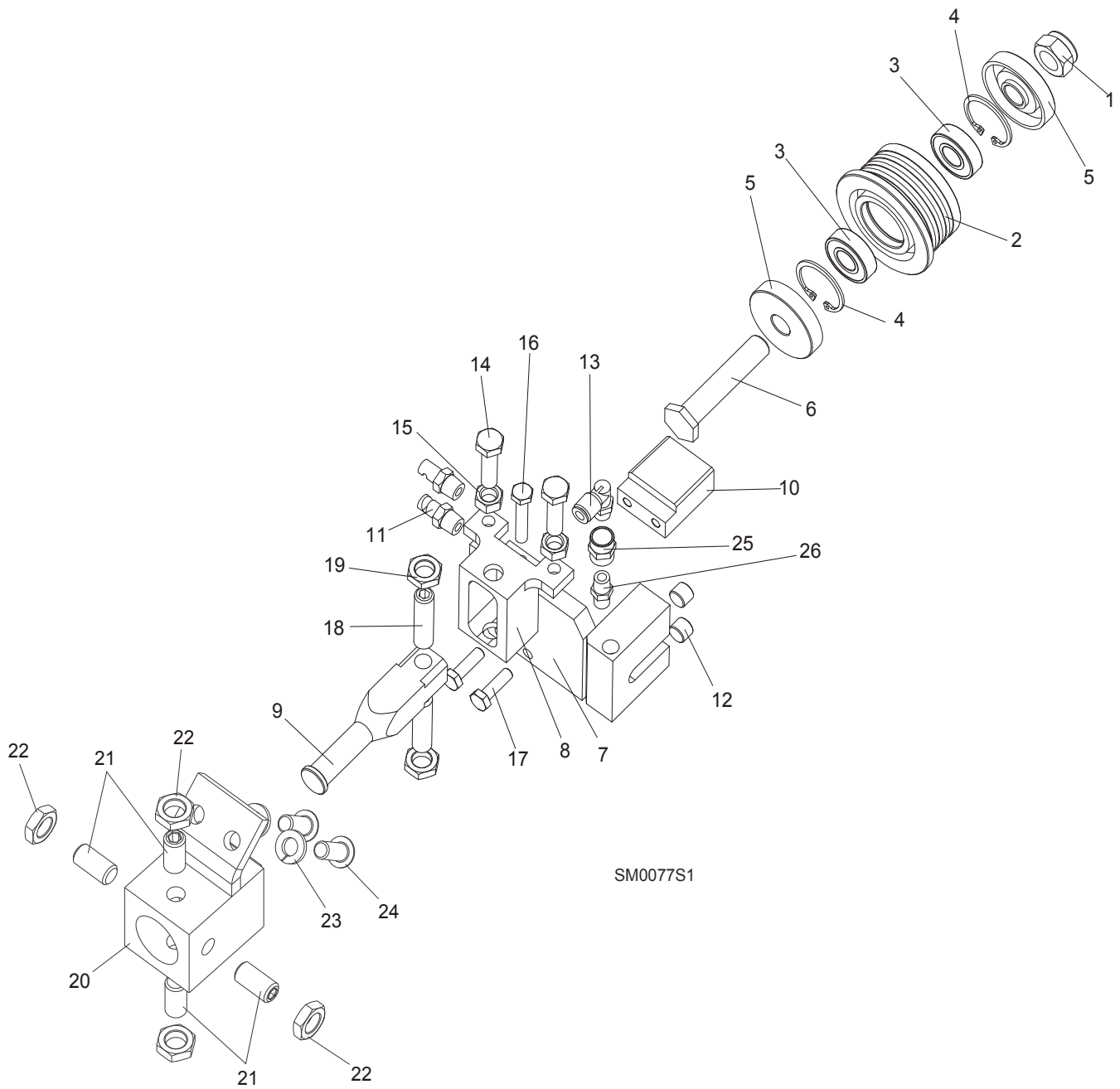
**2.3 Blade Guide Assembly, Drive Side (Optional)**



REF	DESCRIPTION (◆ Indicates Parts Available In Assemblies Only)	PART#	QTY.	
	<b>BLADE GUIDE ASSEMBLY,DRIVE SIDE, EXTENDED</b> (for optional use with 1 1/2" blades)	<b>093768</b>	<b>1</b>	
	NOZZLE & LOWER BLOCK MOUNT WELDMENT	093765	1	
1	BLOCK WELDMENT, NOZZLE MOUNTING	087751	1	
2	PLATE WELDMENT, MAIN	093766	1	
3	BLOCK, LOWER PAD MOUNT (LEFT)	093767	1	
4	BLOCK, BLADE GUIDE ZINC-PLATED	093430-1	2	
5	SCREW, LOWER PAD ADJUSTMENT ZINC-PLATED	090945-1	1	
6	BOLT, UPPER BLOCK ADJUSTMENT ZINC-PLATED	089515-1	1	
7	BLOCK, UPPER PAD MOUNT ZINC-PLATED	093762-1	1	
8	NOZZLE, BLADE WATER LUBE	016637	1	
9	FITTING, 1/8 NPT SOCKET PIPE PLUG	P30127	1	
10	PLUG, M10X1 DIN906 BN40 ZINC-PLATED	F81015-3	2	

11	BOLT, M8X30 DIN933 A2-70 STAINLESS STEEL	F81002-27	2	
12	WASHER, 8.2 SPLIT LOCK ZINC	F81054-4	2	
13	NIPPLE, 1/8 DRY SEAL	P02764	1	
14	FITTING, 1/8FPT COUPLING	P05748	1	
15	BOLT, M8X30 DIN933 A2-70 STAINLESS STEEL	F81002-27	2	
16	NUT, M8 DIN 934 A2-70 STAINLESS STEEL	F81032-7	2	
17	SCREW, M10X1X40 DIN913 A2-70 STAINLESS STEEL SET	F81015-2	2	
18	NUT, PN-EN ISO 8675-M10X1-04-ST-A2 HEX THIN W/FINE THREAD	F81033-10	2	
19	BOLT, EXT.BLADE GUIDE ROLLER LONG ZINC-PLATED	092940-1	1	
20	SHAFT, ZINC-PLATED BLADE GUIDE MOUNT	501406-1	1	
21	SCREW, M8X40-8.8 HEX SOCKET HEAD CAP ZINC	F81002-29	2	
22	SPANNER, 62860-3 (Perschmann) ADJUSTABLE	090949	1	
	PLATE, BLADE GUIDE ADJUSTMENT COMPLETE	090951	1	
23	PLATE, BLADE GUIDE ADJUSTMENT ZINC-PLATED	090805-1	1	
24	SCREW, M5X16-8.8 HEX SOCKET HEAD CAP ZINC	F81000-25	1	
25	ELBOW, 90 DEG 1/8MPT 1/4 TUBE SWIVEL	P09736	1	
26	SCREW, M5x45 DIN912 A2-70 HEX SOCKET HEAD CAP STAINLESS STEEL	F81000-24	1	
	FITTING, 10/6.35 COMPLETE REDUCER	092782	1	
27	CABLE, COMPLETE REDUCER FITTING	092785	1	
28	FITTING, MV13/06 nr 13700 (RECTUS)	092784	1	
29	SEAL, G1/4 866-014-000-0 (REXROTH)	090809	1	
30	BUSHING, GT13/09 nr 13539 (RECTUS)	092783	1	
	ROLLER, BLADE GUIDE EXTENDED W/BEARINGS	092939	1	
31	ROLLER, BLADE GUIDE EXTENDED	087890	1	
32	RING, W28 INSIDE RETAINING	F81090-9	2	
33	BEARING, 6001 2RSR (FAG, SKF)	087893	2	
34	RING, ZINC-PLATED SPACER	087892-1	1	
35	RING, ZINC-PLATED SPACER	087891-1	1	
36	NUT, M12-8 HEX NYLON ZINC LOCK	F81034-2	1	
37	BLOCK, BLADE DEFLECTION ADJUSTMENT ZINC-PLATED	087756-1	1	

**2.4 Idle Side Blade Guide Assembly, Optional (LMS)**

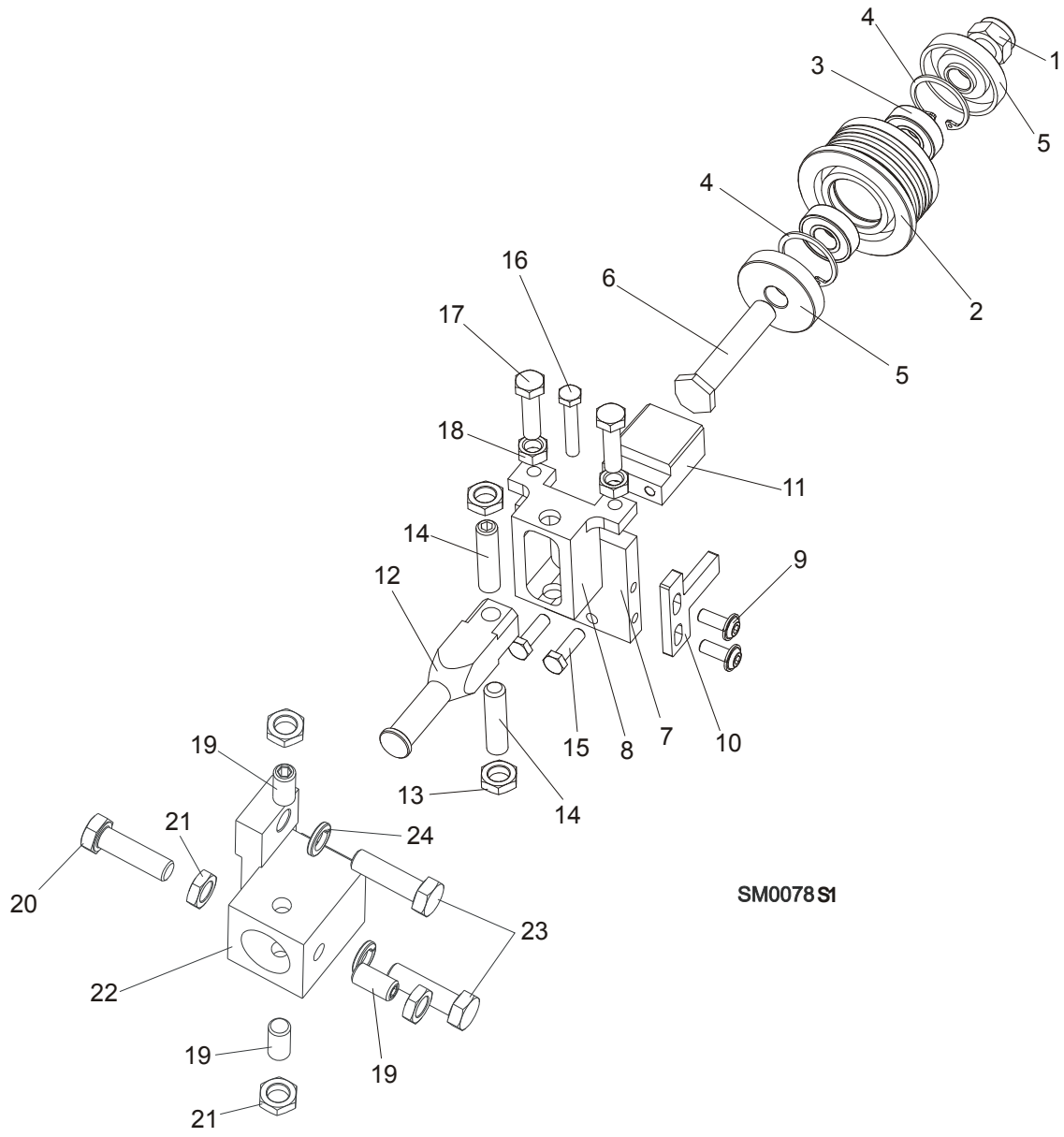


REF	DESCRIPTION (◆ Indicates Parts Available In Assemblies Only)	PART#	QTY.
	<b>BLADE GUIDE ASSEMBLY, IDLE SIDE</b>	<b>087749</b>	<b>1</b>
	<b>BLADE GUIDE ASSEMBLY, IDLE SIDE. EXTENDED</b> (for optional use with 1 1/2" blades)	092996	1
	Roller, Blade Guide Narrow W/Bearings	088261	1
	Roller, Blade Guide W/Bearings Extended (for optional use with 1 1/2" blades)	092939	1
<b>1</b>	Nut, M12-8 Hex Nylon Zinc Lock	F81034-2	1
<b>2</b>	Roller, Blade Guide Narrow	087889	1
	Roller, Blade Guide Extended (for optional use with 1 1/2" blades)	087890	1

3	Bearing, 6001 2RSR NACHI	087893	2	
4	Ring, W28 Inside Retaining	F81090-9	2	
5	Washer, Spacer	087891	2 (1)	
	Washer, Spacer (used with the Extended Roller only) <sup>1</sup>	087892-1	1	
6	Bolt, Blade Guide Roller Zinc-Plated	087761-1	1	
	Bolt, Blade Guide Roller Zinc Plated (used with the Extended Roller only)	092940-1	1	
7	Block Weldment, Nozzle Zinc-Plated	087750-1	1	
8	Block, Zinc-Plated Roller Guide Adjuster	087756-1	1	
9	Shaft, Zinc-Plated Blade Guide Mount (Narrow Roller)	088255-1	1	
	Shaft, Zinc-Plated Blade Guide Mount (Wide Roller)	501406-1	1	
10	Block, Blade Guide Zinc	096956-1	1	
11	Nozzle, Blade Lube Spray	033479	2	
12	Plug, M10x1 DIN 906 BN40 "BOSSARD"	F81015-3	2	
13	Fitting, 90° Elbow 1/8NPT-1/4 Tube Swivel	P09736	1	
14	Bolt, M8x30 DIN933 A2-70 Stainless Steel	F81002-27	2	
15	Nut, M8 DIN934 A2-70 Stainless Steel	F81032-7	2	
16	Bolt, M6x30 DIN933 A2-70 Stainless Steel	F81001-37	1	
17	Bolt, M6x20-8.8 Hex Head Full Thread Zinc	F81001-2	2	
18	Screw, M10x1x40 DIN913 Stainless Steel Set	F81015-2	2	
19	Nut, M10x1-04-ST-A2 ISO 8675 Thin	F81033-10	2	
20	<b>BLOCK WELDMENT, PAINTED BLADE GUIDE MOUNT</b>	088292-1	1	
21	<b>SCREW, M10X1X20 DIN913 STAINLESS STEEL SET</b>	F81015-1	4	
22	<b>NUT, M10x1-04-ST-A2 ISO 8675 THIN</b>	F81033-10	4	
23	<b>WASHER, 8.2 SPLIT LOCK ZINC</b>	F81054-4	2	
24	<b>BOLT, 5/16-18X3/4 SOCKET HEAD</b>	F05006-102	2	
25	<b>FITTING, 1/8FPT COUPLING</b>	P05748	1	
26	<b>NIPPLE, 1/8 DRY SEAL</b>	P02764	1	

<sup>1</sup> Used only from the flanged side of the roller

**2.5 Blade Guide Assembly, Drive Side**



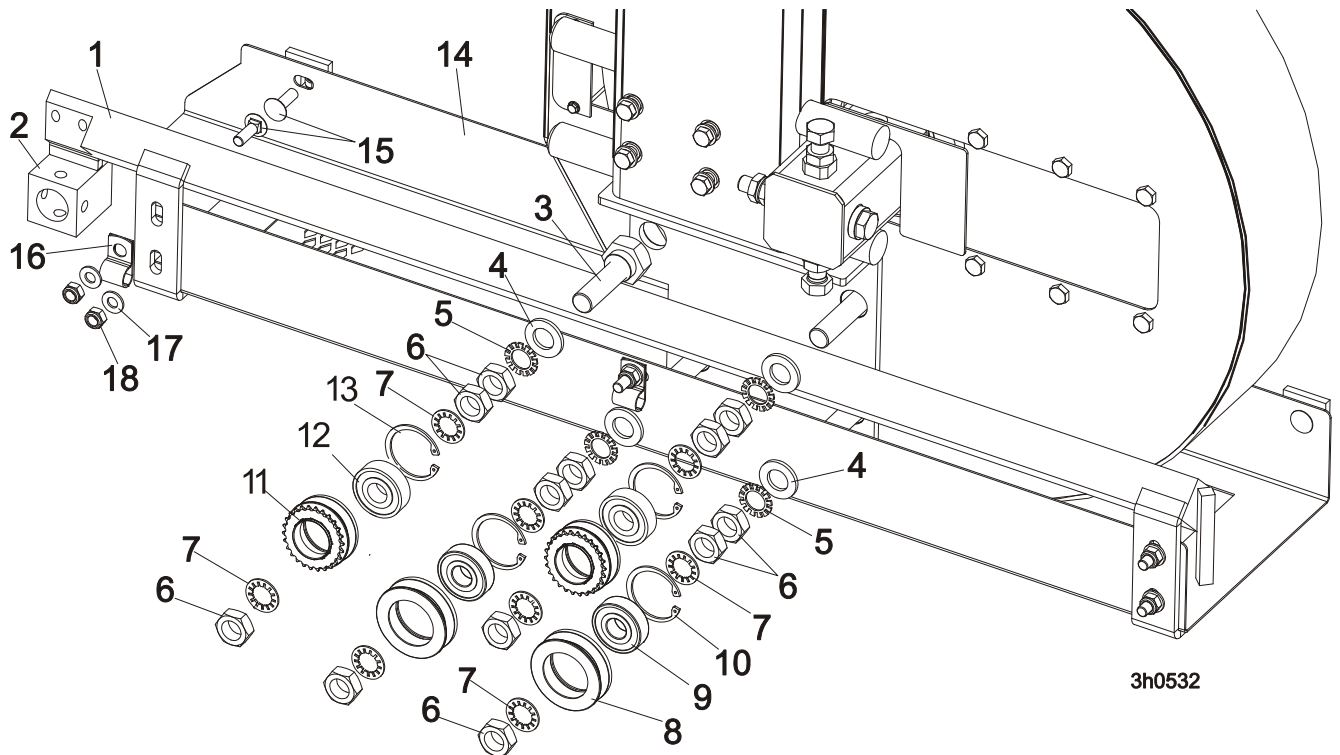
REF	DESCRIPTION (◆ Indicates Parts Available In Assemblies Only)	PART#	QTY.
	<b>BLADE GUIDE ASSEMBLY, DRIVE SIDE</b>	<b>087748</b>	<b>1</b>
	<b>BLADE GUIDE ASSEMBLY, DRIVE SIDE, Extended</b> (for optional use with 1 1/2" blades)	<b>092995</b>	<b>1</b>
	Roller, Blade Guide Narrow W/Bearings	088261	1
	Roller, Blade Guide W/Bearings Extended (for optional use with 1 1/2" blades)	092939	1
1	Nut, M12-8 Hex Nylon Zinc Lock	F81034-2	1
2	Roller, Blade Guide Narrow	087889	1
	Roller, Blade Guide Extended (for optional use with 1 1/2" blades)	087890	1
3	Bearing, 6001 2RSR NACHI	087893	2
4	Ring, W28 Inside Retaining	F81090-9	1



<b>5</b>	Washer, Spacer	087891	2 (1)	
	Washer, Spacer (used with the Extended Roller only) <sup>1</sup>	087892-1	1	
<b>6</b>	Bolt, Blade Guide Roller Zinc-Plated	087761-1	1	
	Bolt, Blade Guide Roller Zinc Plated (used with the Extended Roller only)	092940-1	1	
<b>7</b>	Plate, Zinc-Plated Blade Guide Mounting	087753-1	1	
<b>8</b>	Block, Zinc-Plated Roller Guide Adjuster	087756-1	1	
<b>9</b>	Screw, M6x16 BN 11252 "BOSSARD"	F81001-24	2	
<b>10</b>	Wiper, Blade Zinc-Plated	087757-1	1	
<b>11</b>	Block, Blade Guide Zinc	096956-1	1	
<b>12</b>	Shaft, Zinc-Plated Blade Guide Mount (Narrow Roller)	088255-1	1	
	Shaft, Zinc-Plated Blade Guide Mount (Wide Roller)	501406-1	1	
<b>13</b>	Nut, M10x1-04-ST-A2 ISO 8675 Thin	F81033-10	2	
<b>14</b>	Screw, M10x1x40 DIN913 Stainless Steel Set	F81015-2	2	
<b>15</b>	Bolt, M6x20-8.8 Hex Head Full Thread Zinc	F81001-2	2	
<b>16</b>	Bolt, M6x30 DIN933 A2-70 Stainless Steel	F81001-37	1	
<b>17</b>	Bolt, M8x30 DIN933 A2-70 Stainless Steel	F81002-27	2	
<b>18</b>	Nut, M8 DIN934 A2-70 Stainless Steel	F81032-7	2	
<b>19</b>	Screw, M10X1X20 DIN913 Stainless Steel Set	F81015-1	3	
<b>20</b>	<b>BOLT, M10X1X25 DIN 933 STAINLESS STEEL</b>	F81003-28	1	
<b>21</b>	<b>NUT, M10x1-04-ST-A2 ISO 8675 THIN</b>	F81033-10	4	
<b>22</b>	<b>BLOCK WELDMENT, BLADE GUIDE MOUNT</b>	087744	1	
<b>23</b>	<b>BOLT, M10X35-8.8 HEX HEAD FULL THREAD ZINC</b>	F81003-17	2	
<b>24</b>	<b>WASHER, 10.2 SPLIT LOCK ZINC</b>	F81055-2	2	

<sup>1</sup> Used only from the flanged side of the roller

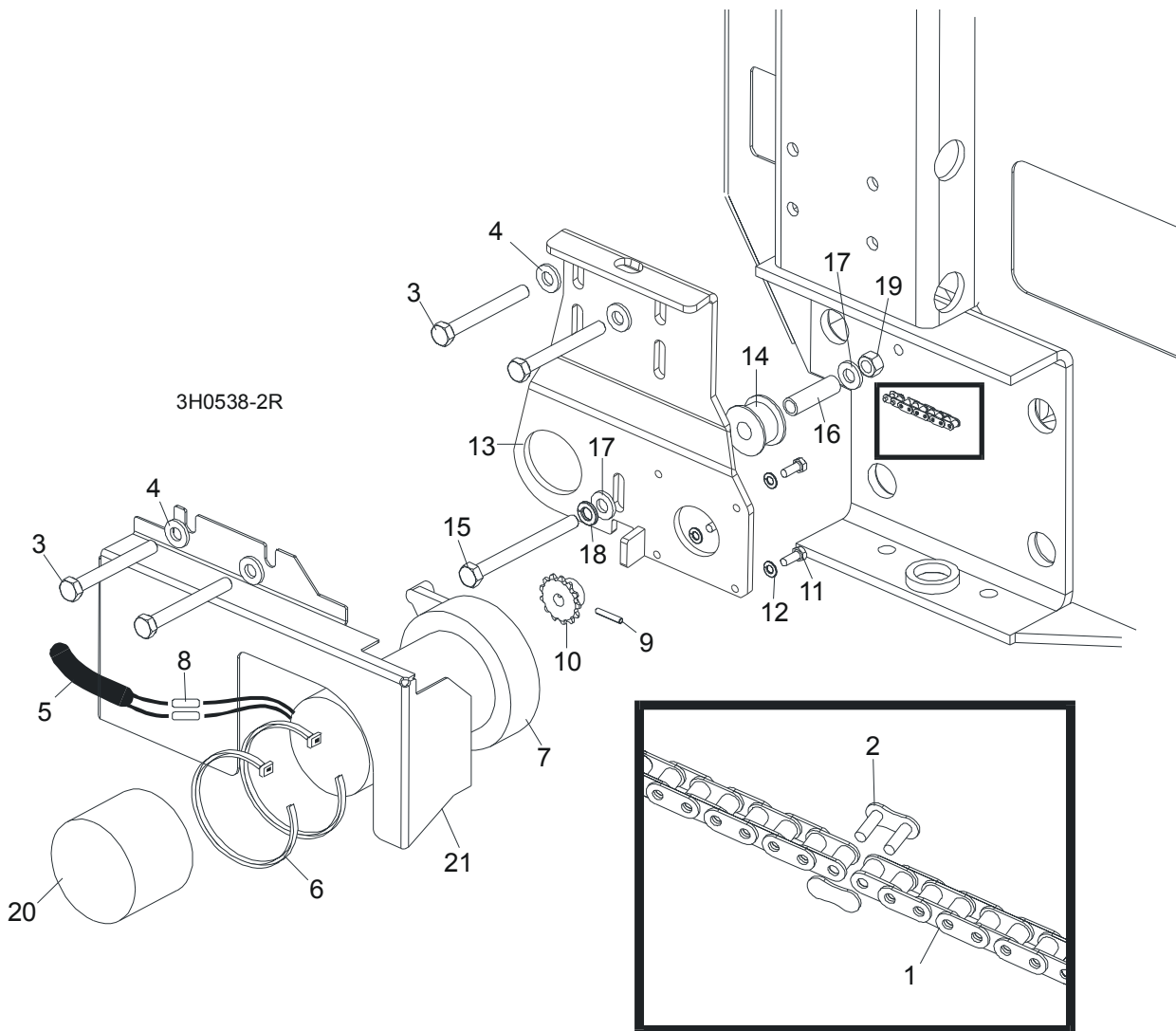
2.6 Blade Guide Arm & Rollers



REF	DESCRIPTION (◆ Indicates Parts Available In Assemblies Only)	PART #	QTY.	
1	BLADE GUIDE ARM WELDMENT	505934-1	1	
2	BLOCK WELDMENT, PAINTED BLADE GUIDE MOUNT	088292-1	1	
3	BOLT, BLADE GUIDE ARM ROLLER CAM	086508-1	4	
	BOLT, BLADE GUIDE ARM ROLLER CAM /HARDWOODS	505113-1 <sup>1</sup>	1	
4	WASHER, 17 FLAT	F81058-1	4	
5	WASHER, 5/8" EXTERNAL STAR	F05011-26	4	
6	NUT, 5/8-18 HEX JAM	F05010-11	12	
7	WASHER, 5/8" INTERNAL STAR	F05011-25	8	
	ROLLER ASSEMBLY, BLADE GUIDE ARM WITH BEARING	093855	2	
8	Roller, Blade Guide Arm V-Groove	093856-1	1	◆
9	Bearing, 6203-2RSP6-5/8 CX	095087	1	
10	Ring, W40 Retaining	F81090-3	1	
	ROLLER ASSEMBLY, BLADE GUIDE ARM WITH BEARING AND SPROCKET	501496	2	
11	Roller, Blade Guide Arm w/Sprocket	501495-1	1	◆
12	Bearing, 6203-2RSP6-5/8 CX	095087	1	
13	Ring, W40 Retaining	F81090-3	1	◆
14	GUIDE, BLADE	087042-1	1	
15	BOLT, M8x20-8.8 Fe/Zn5 PN-M/82406	F81002-11	7	
16	CLAMP, 1/2EMT COATED	P07584	2	
17	WASHER, 8.4 FLAT ZINC	F81054-1	7	
18	NUT, M8-8-B HEX NYLON ZINC LOCK	F81032-2	7	

<sup>1</sup> Mount instead of one 086508-1 bolt in LT40 saw head for hardwoods.

## 2.7 Blade Guide Arm Drive Assembly

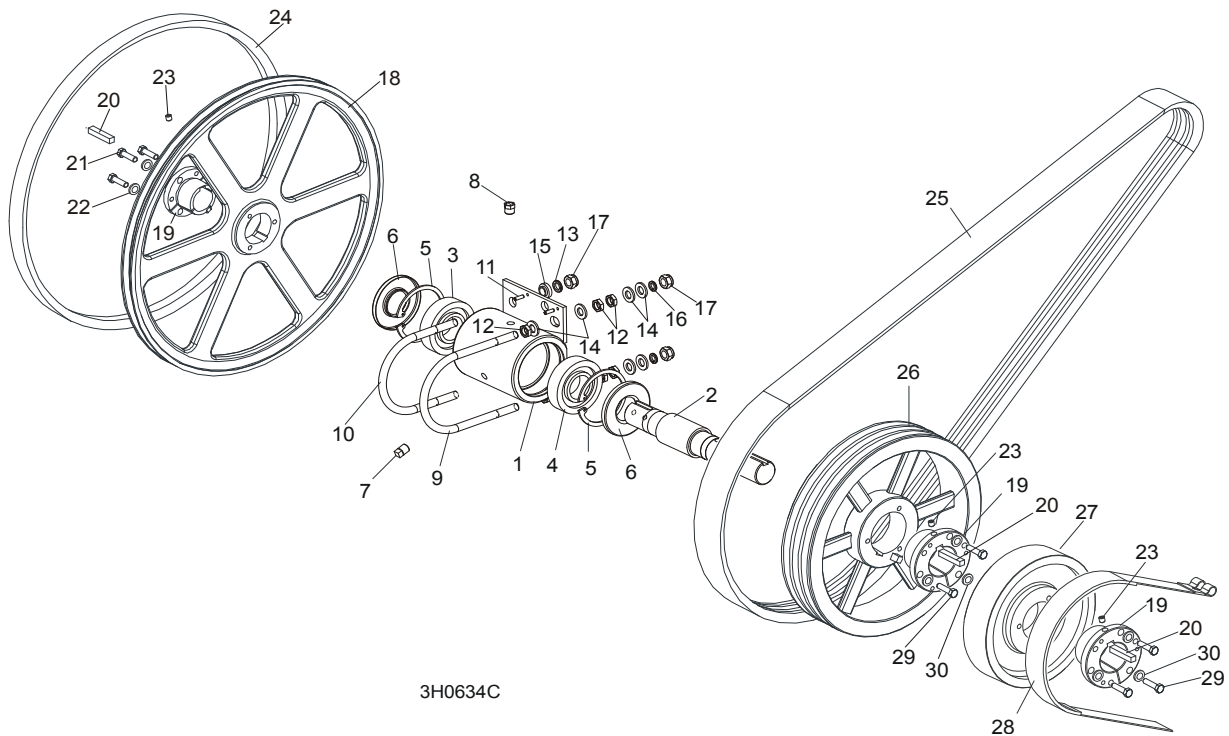


REF	DESCRIPTION (◆ Indicates Parts Available In Assemblies Only)	PART #	QTY.
1	CHAIN, #25 X 20 1/4"	P09984	1
2	LINK, #25 MASTER	P09983	1
3	BOLT, 5/16-18 X 2 3/4" HEX HEAD GRADE 5	F05006-28	4
4	WASHER, 8.4 FLAT	F81054-1	4
5	TUBE, 3/8" X 1/2" NEOPRENE	R01897	0,75 m
6	WRAP, 1/4" X 6" TIE	F05089-1	2
	<b>DRIVE ASSEMBLY, BLADE GUIDE ARM</b>	091005	1
	Motor Assembly, Blade Guide Arm Replacement	A10365	1
7	Motor, Blade Guide Arm 53:1 Gear	P09698-1	1
	Housing, Klauber Motor End	P12756	1
	Gear Kit, Klauber Motor Replacement	P12569	1
	Brush Kit, Gear Motor Replacement	P12800	1
	Shaft Kit, Klauber Gear Motor Replacement	009695	1
8	Connector, 14 Gauge Butt	F04875-1	2

9	Pin, 1/8" X 3/4" Roll	F05012-6	1	
10	Sprocket, Gear Motor #25 14-Tooth	P09970	1	
11	Screw, #10-32 x 1/2" Hex Head	F05004-60	4	
12	Washer, 5.1 Split Lock	F81052-2	4	
	Instruction Sheet, Blade Guide Arm Motor	A10353-296	1	
13	Bracket, Blade Guide Arm Motor Mount	087994-1	1	
14	Roller, Blade Guide Arm Chain Idler	S09999	1	
15	Bolt, M8x90-8.8 Hex Head Full Thread	F81002-16	1	
16	Spacer, 5/16" I.D. X 1 1/2"	S09996	1	
17	Washer, 5/16" SAE Flat	F81054-1	3	
18	Washer, 8.2 Split Lock	F05011-13	1	
19	Nut, M8-8-B Hex Lock	F81032-1	1	
20	Boot, Gear Motor Weather	023720	1	
21	<b>COVER, BLADE GUIDE ARM MOTOR</b>	093460-1	1	

## SECTION 3 BLADE WHEELS & TENSIONER

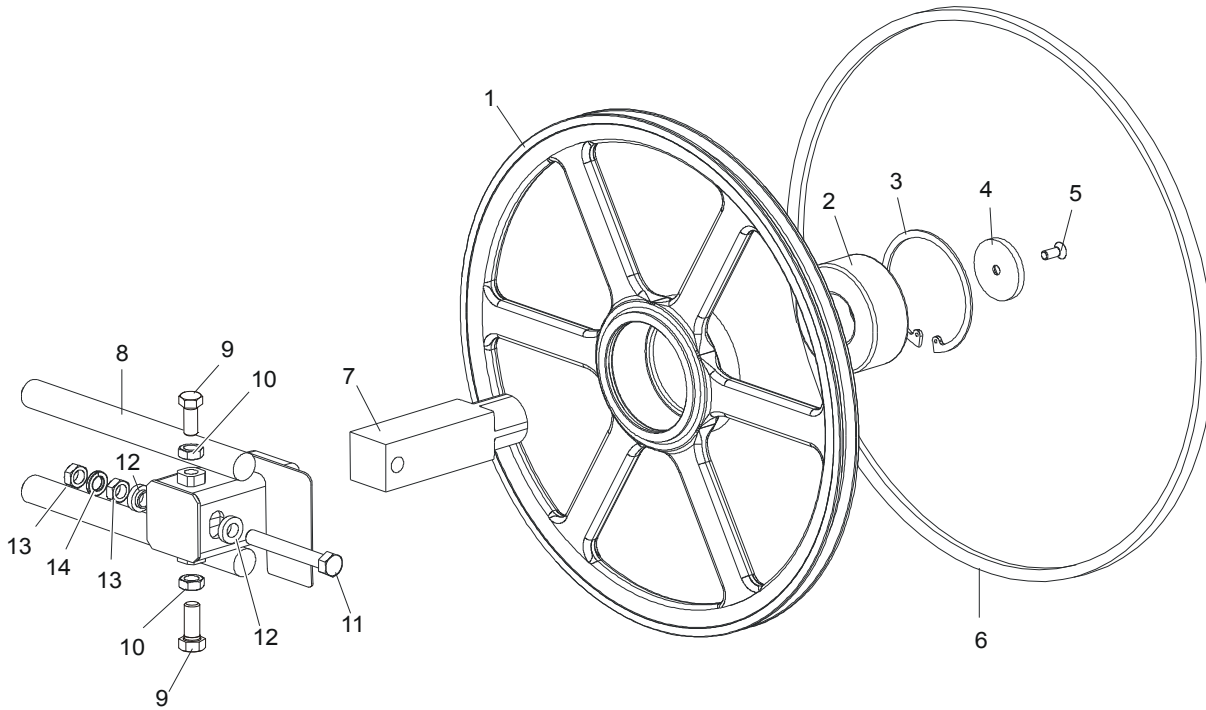
### 3.1 Blade Drive Assembly



REF	DESCRIPTION (◆ Indicates Parts Available In Assemblies Only)	PART #	QTY.
	<b>BEARING ASSEMBLY, DRIVE</b>	086291	1
1	Housing, Blade Wheel Drive Bearing	086293	1
2	Shaft, Blade Wheel Drive	086292	1
3	Bearing, Blade Wheel Drive NJ308	085939	1
4	Bearing, Blade Wheel Drive #6308	085940	1
5	Ring, 90mm Interior Retaining #17	F04254-17	2
6	Seal, Drive Bearing #CR15890	P10206	2
7	Plug, 1/4" NPT Square Head	P05498	1
8	Plug, 1/4" NPT Vented	P12868	1
9	Bolt, 1/2-13 Long U	S10207-1P	1
10	Bolt, 1/2-13 Short U	S10207-2P	1
11	Pin, 3/16" X 5/8" Roll	F05012-22	2
12	Nut, M12-04-A Hex Jam	F81034-6	6
13	Washer, 12.2 Split Lock	F81056-2	2
14	Washer, 13 SAE Flat	F81056-1	8
15	Spacer, Zinc	086769-1	2
16	Washer, 10.2 Split Lock Zinc	F81055-2	2
17	Nut, M12-8 Hex Nylon Lock	F81034-2	4
	<b>WHEEL KIT, DRIVE SIDE BLADE</b>	014562	1
18	Wheel, Drive Side Blade	016284	1
19	Bushing, Modified 1 9/16" P1	087214	1
20	<b>KEY, 9.5h7x9.5x3.8</b>	087384	3
21	<b>BOLT, UNC 1/4"x1 1/2"-8.8 ZINC DIN933 HEX HEAD</b>	F05005-31	3

22	WASHER, 1/4" UNC ZINC SPLIT LOCK	F81052-21	3	
23	SCREW, M8x8-33H ZINC HEX SOCKET SET FLAT POINT	F81014-1	3	
24	BELT, BLADE WHEEL B57	P04185-2	1	
25	BELT, 3BX72 DRIVE (D42)	014085	1	
	BELT, 3BX73 DRIVE (D38)	091548	1	
	BELT, 3BX74 DRIVE (E25HP 50HZ)	014249	1	
26	PULLEY, 3B5V124 SPECIAL DRIVE	087203-1	1	
27	WHEEL, BRAKE	087204-1	1	
28	STRAP, METAL-BACKED BRAKE	014391	1	
29	BOLT, M8X35-8.8 ZINC HEX HEAD FULL THREAD	F81002-13	6	
30	WASHER, 8.2 ZINC SPLIT LOCK	F81054-4	6	

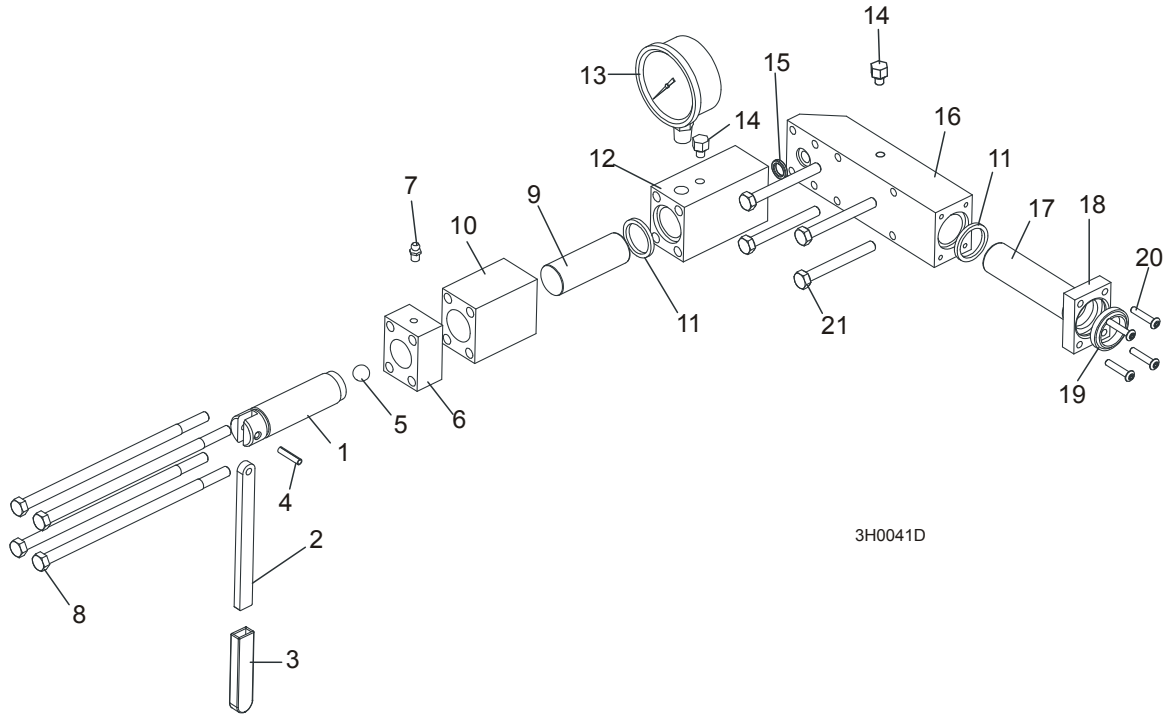
### 3.2 Idle Blade Wheel Assembly



SM0241C

REF	DESCRIPTION (◆ Indicates Parts Available In Assemblies Only)	PART #	QTY.	
	<b>WHEEL ASSEMBLY, IDLE SIDE BLADE</b>	016120	1	
1	Wheel, Idle Side Blade	016013	1	◆
2	Bearing, Idle Side Blade Wheel 3309 B.2RSR TVH FAQ	086428	1	
3	Ring, 100mm Internal Retaining Beveled	F04254-28	1	
4	<b>RETAINER, ZINC</b>	095929-1	1	
5	<b>BOLT, M10x25 -10.9- Fe/Zn5 DIN 7991</b>	F81003-82	1	
6	<b>BELT, BLADE WHEEL B57</b>	P04185-2	1	
7	<b>SHAFT, IDLE BLADE WHEEL</b>	095732	1	
8	<b>HOUSING, IDLE BLADE WHEEL SHAFT</b>	087665	1	
9	<b>BOLT, 1/2-20 X 1 1/2" HEX HEAD GRADE 5</b>	F05008-53	2	
10	<b>NUT, 1/2-20 HEX JAM</b>	F05010-16	2	
11	<b>BOLT, M12x1,25x100-8.8 HEX HEAD FULL THREAD GRADE 2</b>	F81004-41	1	
12	<b>SPACER, 1/2" I.D. FLANGED</b>	086769-1	2	
13	<b>NUT, M12x1,25 8.8 HEX JAM</b>	F81034-5	2	
14	<b>WASHER, 12.2 SPLIT LOCK</b>	F81056-2	1	

### 3.3 Hydraulic Blade Tensioner Assembly

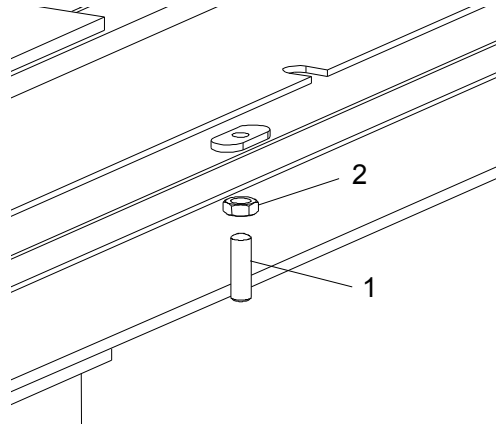


REF	DESCRIPTION (◆ Indicates Parts Available In Assemblies Only)	PART #	QTY.
	<b>HYDRAULIC BLADE TENSIONER ASSEMBLY</b>	A10054	1
	Handle Assembly, Hydraulic Blade Tensioner Screw	A12294	1
1	Screw, Hydraulic Blade Tensioner	S10056	1
2	Handle, Hydraulic Tensioner Screw	095930	1
3	Sleeve, Plastic Handle	P08072	1
4	Pin, 3/16" x 7/8" Roll	F05012-11	1
5	Ball, 1/2" Steel	P02720	1
6	Block, Threaded Tensioner End	S10062	1
7	Fitting, 1/4-28 Grease	P05060	1
	Instruction Sheet, Tensioner Screw	A12294-518	1
8	Bolt, 5/16-18 X 7 1/2" Hex Head Grade 5	F05006-43	4
9	Piston, Hydraulic Tensioner Front 2 3/4" Long	S10060	1
10	Block, Piston Guide	S10061	1
11	Seal, 1" Diameter	P10051	2
12	Block, Hydraulic Tensioner Gauge Mounting	S10140	1
13	Gauge, 3000 PSI	090552	1
14	Plug, Hydraulic Tensioner Fill	P10065	2
15	Ring, 5/8" X 3/32" Square "O"	P10377	1
16	Block, Rear Tensioner Piston	S10142	1
17	Piston, Hydraulic Tensioner Rear 3 5/8" Long	S10059	1
18	Block, Rear Piston End	S10089	1
19	Wiper, 1" Diameter	P10053	1
20	Bolt, #10-24 X 1" Socket Button Head	F05004-43	4
21	Bolt, 5/16-18 X 2 3/4" Hex Head Grade 5	F05006-28	4
	Instruction Sheet, Hydraulic Tensioner Installation	A10136-272	1



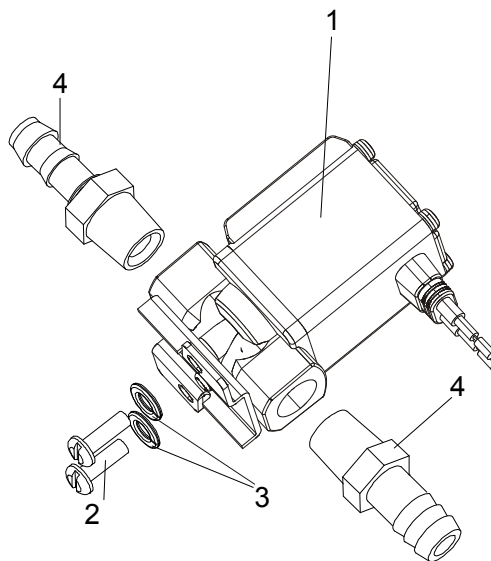
## SECTION 4 SAW HEAD

### 4.1 Middle Throat Screw



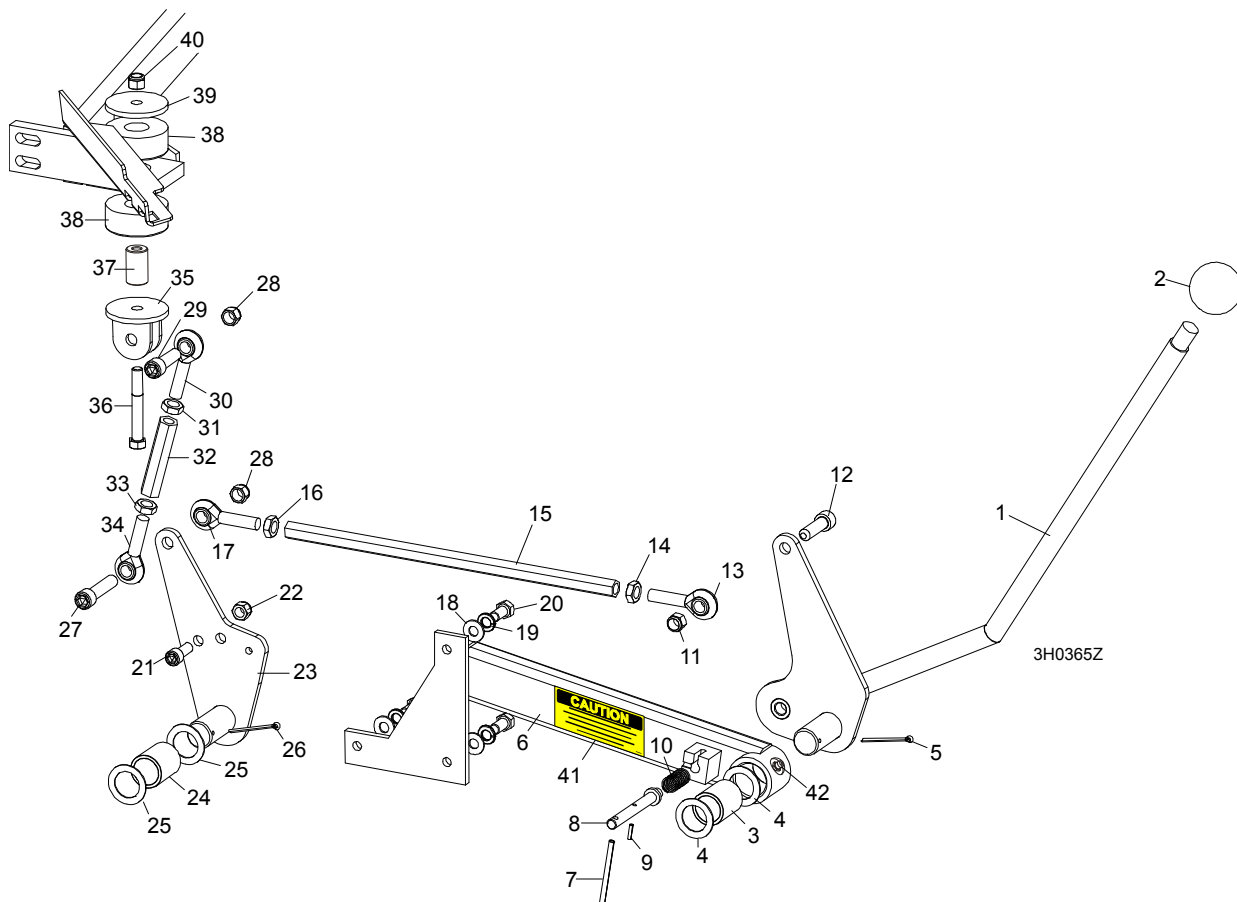
REF	DESCRIPTION (◆ Indicates Parts Available In Assemblies Only)	PART #	QTY.	
1	SCREW, M10X40-45H OVAL POINT SOCKET SET, ZINC	F81003-61	1	
2	NUT, M10-8-B HEX JAM, ZINC	F81033-3	1	

### 4.2 Water Lube Solenoid Valve (not available in EC version)



REF	DESCRIPTION (◆ Indicates Parts Available In Assemblies Only)	PART #	QTY.	
1	VALVE, WATER LUBE SOLENOID	509113	1	
2	SCREW, #10-32X1/2" CROSS SLOT ROUND HEAD	F05004-60	2	
3	WASHER, 5.1 SPLIT LOCK	F81052-2	2	
4	FITTING, 1/4" MALE NPT 3/8" HOSE BARB	P04682	2	

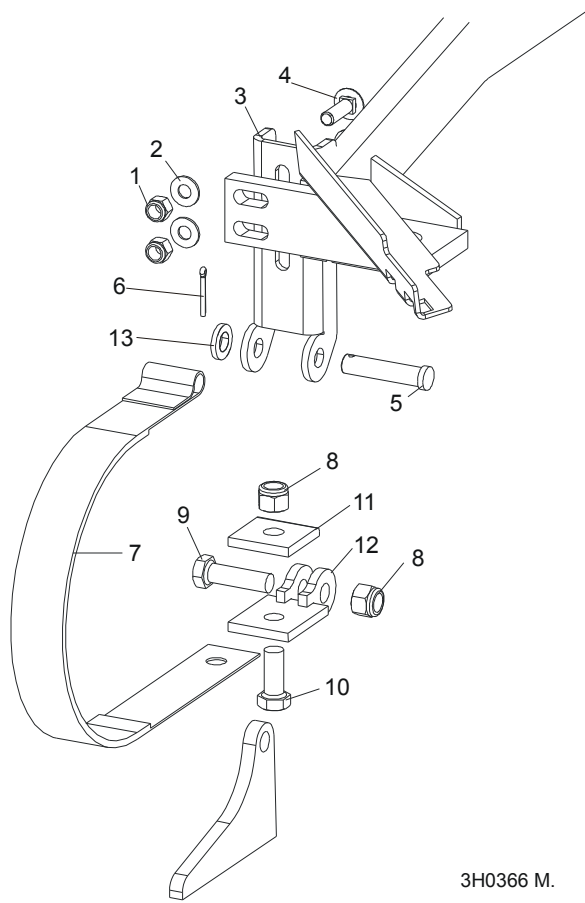
### 4.3 Clutch Lever Assembly



REF	DESCRIPTION (◆ Indicates Parts Available In Assemblies Only)	PART #	QTY.	
	<b>HANDLE ASSEMBLY, EXTENDED CLUTCH/BRAKE</b>	086242	1	
1	Lever, Clutch/Brake	086339-1	1	◆
2	Knob, Plastic Round	086337	1	
3	Bushing, Clutch/Brake Pivot	P05041	1	
4	Washer, Clutch/Brake Pivot	087051-1	2	
5	Pin, 1/8" X 1 3/4" Cotter	F05012-43	1	
6	Extension Weldment, Clutch Handle	086244-1	1	
7	Pin, 3/16 x 2 1/2" Roll	F05012-27	1	
8	Pin, Clutch Detent	086243	1	◆
9	Pin, 1/8" x 9/16" Roll	F05012-30	1	
10	Spring, .58" OD x 1 1/8"	021243	1	
11	Nut, 7/16-20 Nylon Lock	F05010-83	1	
12	Screw, 7/16-20 x 1 1/2" Socket Head	F05007-55	1	
13	Rod End, 7/16-20 Left Hand Thread	P11578	1	
14	Nut, 7/16-20 Hex Jam Left Hand Thread	F05010-87	1	
15	Rod, Clutch Extension	015073	1	
16	Nut, 7/16-20 Hex Jam	F05010-38	1	
17	Rod End, 7/16-20 Right Hand Thread	P11579	1	
18	<b>WASHER, 8.4 SAE FLAT</b>	F81054-1	3	
19	<b>WASHER, 8.2 SPLIT LOCK</b>	F81054-4	3	

20	<b>BOLT, M8X20-8.8-B HEX HEAD</b>	F81002-4	3	
21	<b>BOLT ,M10 X 25 SOCKET HEAD</b>	F81003-32	1	
22	<b>NUT, M10-8-B HEX NYLON LOCK</b>	F81033-1	1	
23	<b>PLATE WELDMENT, CLUTCH PIVOT</b>	087086-1	1	
24	<b>BUSHING, CLUTCH/BRAKE PIVOT</b>	P05041	1	
25	<b>WASHER, CLUTCH/BRAKE PIVOT</b>	087051-1	2	
26	<b>PIN, 1/8" X 1 3/4" COTTER</b>	F05012-43	1	
27	<b>SCREW, 7/16-20 X 2" SOCKET HEAD</b>	F05007-120	1	
28	<b>NUT, 7/16-20 HEX NYLON LOCK</b>	F05010-83	2	
29	<b>SCREW, 7/16-20 X 2" SOCKET HEAD</b>	F05007-120	1	
	<b>TURNBUCKLE ASSEMBLY, CLUTCH/BRAKE LEVER</b>	A12304	1	
	<b>TURNBUCKLE ASSEMBLY, 3 3/4" CLUTCH/BRAKE LEVER (50Hz Electric Only)</b>	A11576	1	
30	Rod End, 7/16-20 Right Hand Thread	P11579	1	
31	Nut, 7/16-20 Hex Jam	F05010-38	1	
32	Turnbuckle, 3" Clutch/Brake Lever	S11577	1	
	Turnbuckle, 3 3/4" Clutch/Brake Lever (50Hz Electric Only)	S12262	1	
33	Nut, 7/16-20 Hex Jam Left Hand Thread	F05010-87	1	
34	Rod End, 7/16-20 Left Hand Thread	P11578	1	
35	<b>BRACKET, CLUTCH MOUNT</b>	W12411-1	1	
36	<b>BOLT, M10X70-8.8 HEX HEAD, ZINC</b>	F81003-20	1	
37	<b>SPACER, MOTOR MOUNT VIBRATION BUSHING</b>	506712	1	
38	<b>BUSHING, MOTOR MOUNT VIBRATION</b>	P05032	2	
39	<b>WASHER, 3/8" I.D. X 2 1/4" O.D. X 3/16" THICK</b>	S12412-0	1	
40	<b>NUT, 3/8-16 NYLON LOCK</b>	F05010-10	1	
41	<b>DECAL, PLACE PIN IN DETENT POSITION</b>	085089	1	
42	<b>FITTING, M6 GREASE</b>	086280	1	

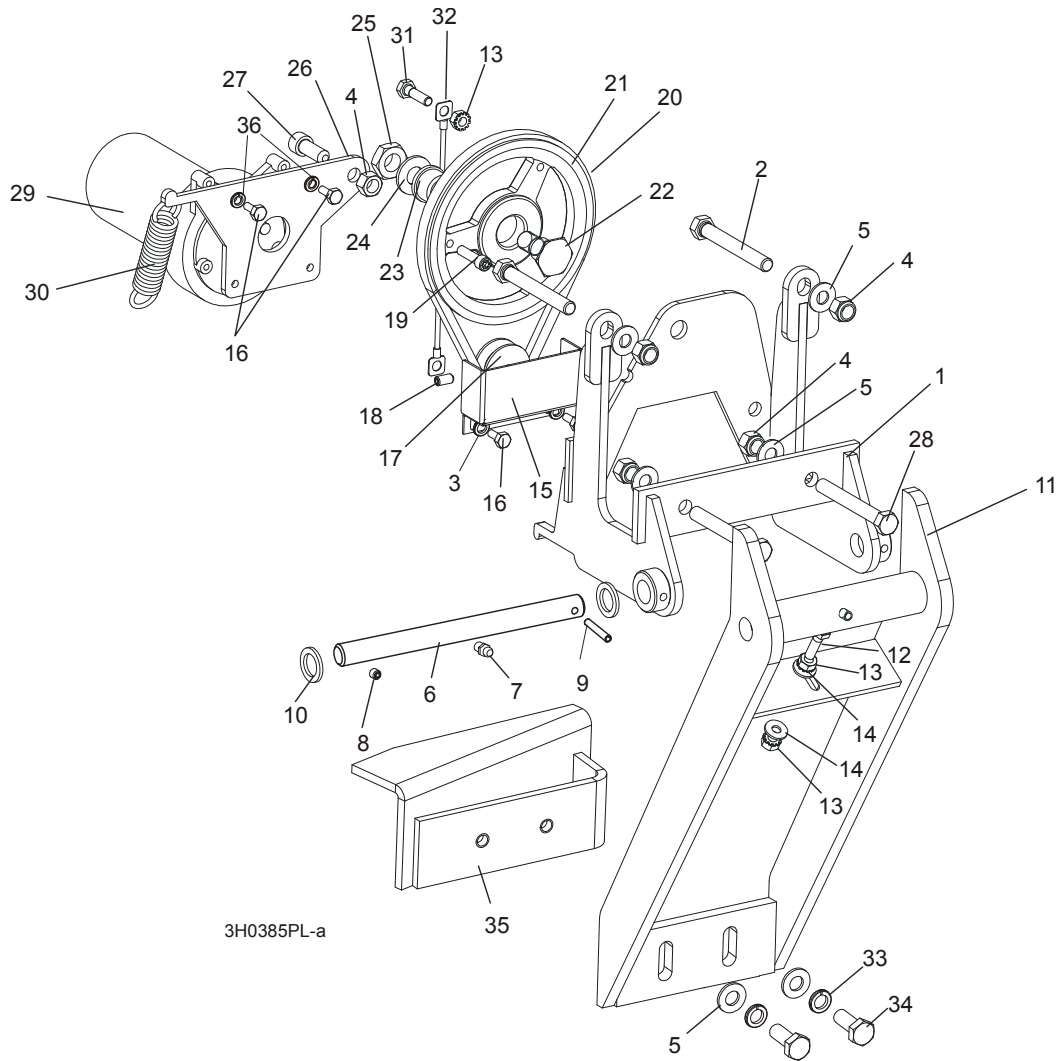
**4.4 Brake Assembly**



3H0366 M.

REF	DESCRIPTION (◆ Indicates Parts Available In Assemblies Only)	PART #	QTY.
	<b>STRAP RETROFIT, SUPER BRAKE</b>	014441	1
1	Nut, 3/8-16 Nylon Lock	F05010-10	2
2	Washer, 10.5 Flat	F81055-1	2
3	Bracket, Upper Super Brake Strap Mount	014395	1
4	Bolt, 3/8-16 x 1 1/4" Carriage Head Grade 5	F05007-127	2
5	Pin, 1/2" x 2 1/4" Clevis	F05012-81	1
6	Pin, 1/8" x 1" Cotter	F05012-1	1
7	Strap, Upper Pivot Metal Brake	014391	1
8	Nut, M12-8-B Nylon Lock	F81034-2	2
9	Bolt, M12 x 40-8.8 Hex Head	F81004-4	1
10	Bolt, M12 x 30-8.8 Hex Head	F81004-22	1
11	Washer, Brake Strap Clamp	090063-1	1
12	Bracket Weldment, Brake Lower Pivot Painted	092200-1	1
13	Washer, 13 Flat Zinc	F81056-1	1

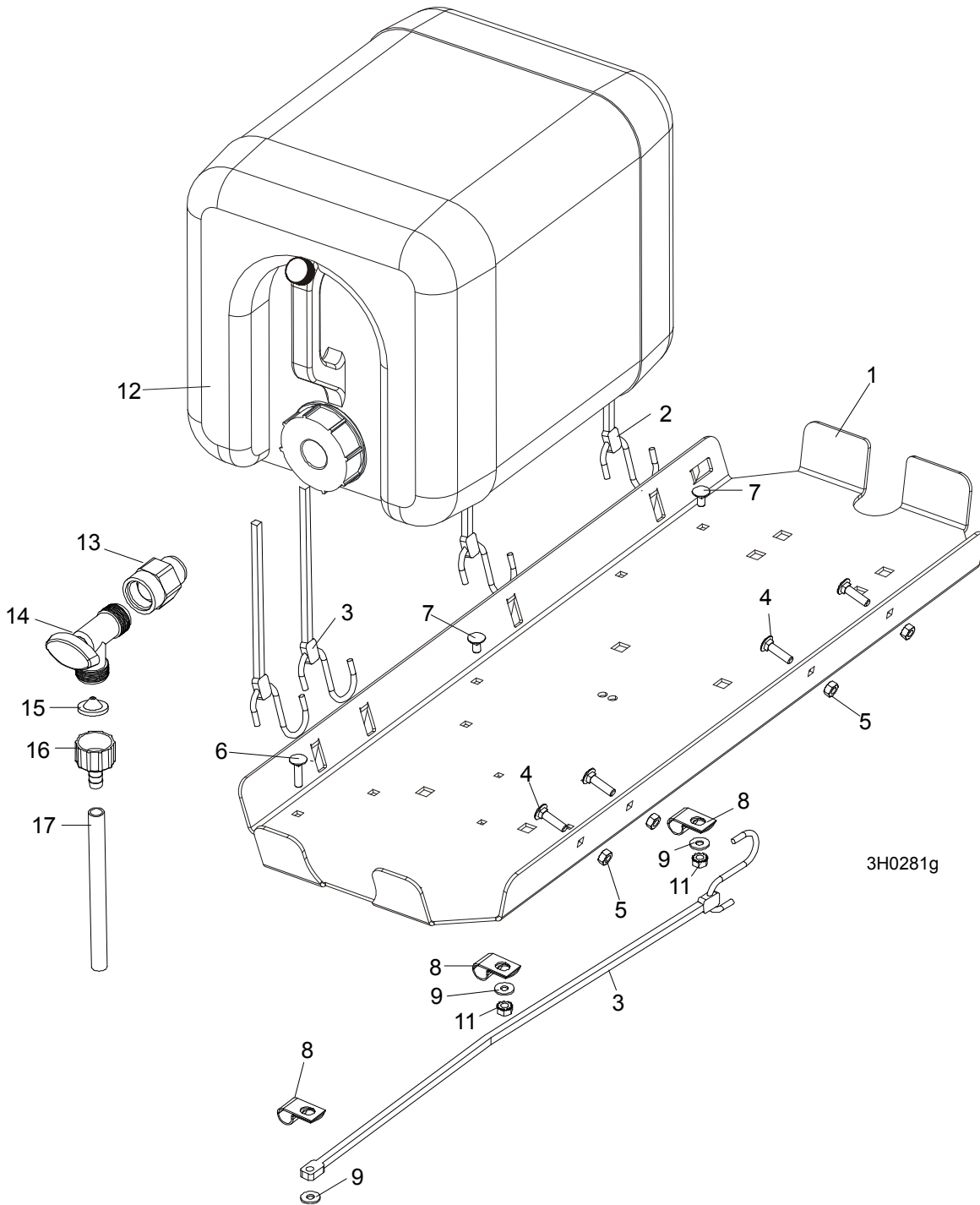
### 4.5 Board Return Assembly



REF	DESCRIPTION (◆ Indicates Parts Available In Assemblies Only)	PART #	QTY.
	<b>RETURN ASSEMBLY, BOARD</b>	087839-1	1
1	Mount Weldment, Board Return	087788-1	1
2	Bolt, M10x70-8.8 Fe/Zn5 PN-M/82302 Hex Head	F81003-60	2
3	WASHER, M5, FLAT ZINC	F81052-1	2
4	NUT,M10-8-B NYLON HEX ZINC LOCK	F81033-1	5
5	Washer,10.5 Flat	F81055-1	6
6	Pin Kit, Board Return Replacement Pivot	087837	1
7	Fitting, M6 Grease	086280	1
8	Screw, M6 X 8 Black Oxide Socket Head Set Cup Point	F81013-1	1
9	Pin, 5 X 30 Roll	F81044-21	1
10	Washer, 5/8" x 15/16" x .094 Nylon	F05011-19	2
11	Arm Weldment, Board Return	087838-1	1
12	Screw, 1/4-20 x 3/4" Full Thread Hex Head Cap	F05005-101	1
13	Nut, 1/4-20 Self Locking	F05010-9	3

14	Washer, 7.4 Flat	F81056-11	2	
15	Guard, Board Return Belt Ptd	087985-1	1	
16	Screw, 10-32 x 1/2" Hex Head Machine	F05004-60	4	
17	Sheave, 1.42 x .32	015074	1	
18	Screw, 1/4-20 Socket Head Set Cup Point Nylon	F05005-55	1	
19	Screw, 1/4-20 x 1" Socket Head Cap	F05005-89	1	
20	Belt, 3L190	015477	1	
21	Sheave, OK50 x 1/2" Modified	015224	1	
22	Bolt, Idler Pulley Pivot	015221	1	
23	Bushing, 5/8" x 7/8" x 1/2" Bronze	P05135	1	
24	Washer, 13 Flat	F81056-1	1	
25	Nut, 1/2-20 Jam Nylon Lock	F05010-79	1	
26	Plate, Motor Pivot	087871	1	
27	Screw, M10 x 25-8.8 Black Oxide Socket Head Cap	F81003-32	1	
28	BOLT, M10x75-8.8-Fe/Zn5 PN-M/82101	F81003-15	2	
29	Motor, 53:1 ASA Gear	P09698-1	1	
30	Spring, 3/4" x 2 7/8" x 12 Gauge	015479	1	
31	Bolt, 1/4-20 x 1" Hex Head Grade 5	F05005-101	1	
32	Cable, Board Return	016090	1	
33	Washer, 10.2 Split	F81055-2	2	
34	Bolt, 3/8-16 x 3/4" Hex Head	F81003-1	2	
35	Angle, Board Return	087835-1	1	
36	WASHER, M5 SPLIT LOCK	F81052-2	2	

### 4.6 Water Lube Assembly

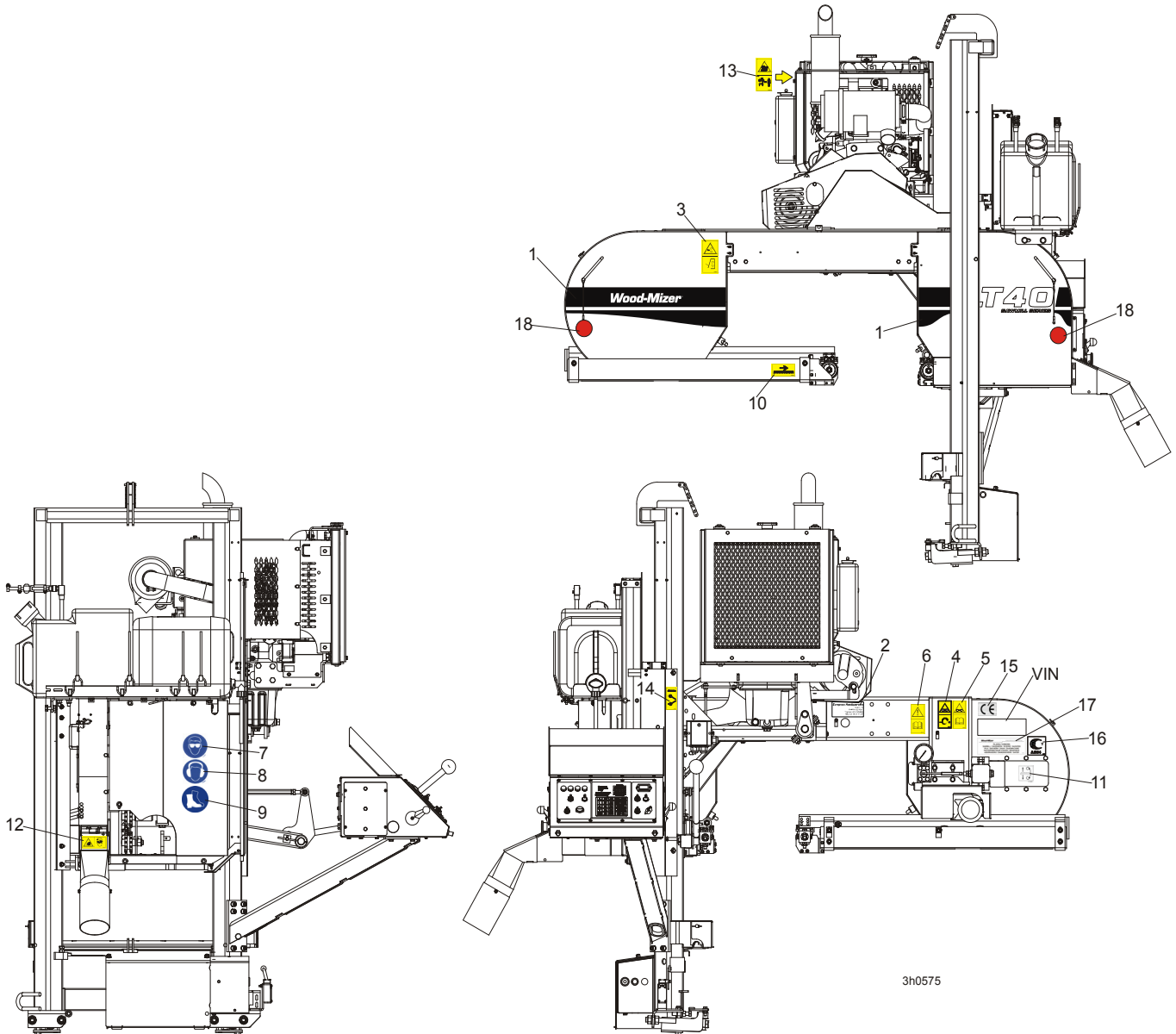


REF	DESCRIPTION (◆ Indicates Parts Available In Assemblies Only)	PART #	QTY.	
	<b>TRAY ASSEMBLY, FUEL TANK/WATER BOTTLE</b>	A11685	1	
1	Tray, Fuel Tank/Water Bottle	099600-1	1	◆
2	Strap, 24" Rubber (For Fuel Tank - See Engine Manual)	P11258	2	
3	Strap, 20" Rubber	P11668	3	
4	Bolt, 1/4-20 X 1" Carriage Head	F05005-34	4	
5	Nut, 1/4-20 Hex Lock	F05010-21	4	
6	<b>BOLT, 1/4-20 X 1" CARRIAGE HEAD</b>	F05005-34	1	

7	<b>BOLT, 1/4-20 X 1/2" CARRIAGE HEAD</b>	F05005-33	2	
8	<b>CLAMP, 1/2" EMT HOSE</b>	P07584	3	
9	<b>WASHER, 6.5 FLAT ZINC</b>	F81053-11	3	
10	<b>NUT, 1/4-20 HEX LOCK</b>	F05010-21	1	
11	<b>NUT, 1/4-20 SELF-LOCKING</b>	F05010-21	2	
12	<b>BOTTLE, 5-GALLON WATER</b>	014637	1	
13	<b>FITTING, 3/4FPT X 3/4MPT</b>	014636	1	
14	<b>FITTING, WATER LUBE SHUTOFF VALVE</b>	014100	1	
15	<b>FILTER, WATER LUBE</b>	016086	1	
16	<b>FITTING, 5/8" NPT TO 3/8" HOSE BARB</b>	014113	1	
17	<b>TUBING, WATER LUBE 3/8" I.D.</b>	R01885	2,1 m	



### 4.7 LT40DC Saw Head Decals



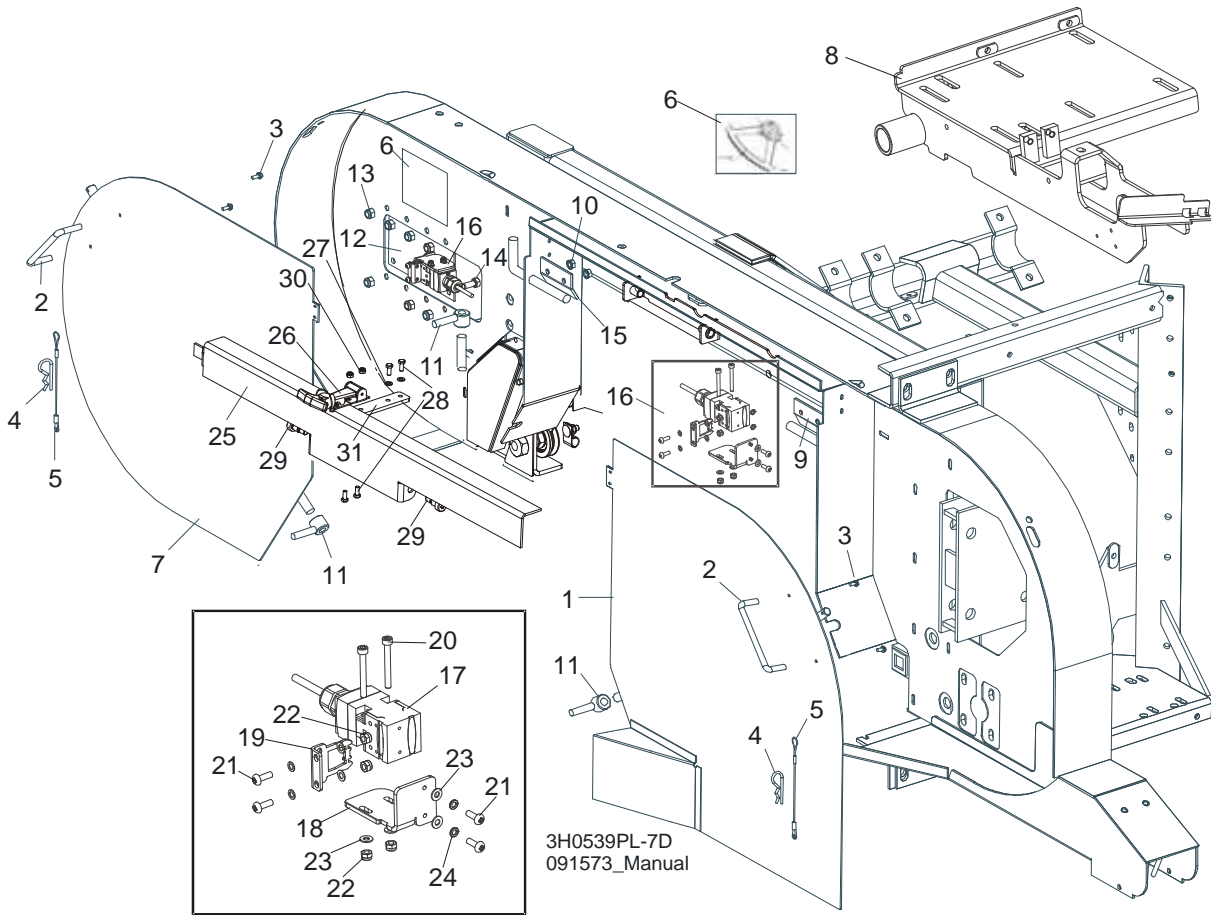
REF	DESCRIPTION (◆ Indicates Parts Available In Assemblies Only)	PART #	QTY.
1	DECAL, LT40 SERIES SAWMILL	092763	1
	PICTOGRAPHIC DECAL KIT, LT40DC	099517	1
2	DECAL, EUROPEAN HEADQUARTERS ADDRESS	015841	1
3	DECAL, SAWMILL COVERS CAUTION	099220	2
4	DECAL, BLADE TENSION (PICTOGRAM)	099219	1
5	DECAL, BLADE TENSION - INSTRUCTIONS (PICTOGRAM)	099223	1
6	DECAL, READ OPERATOR'S MANUAL (PICTOGRAM)	096317	1
7	DECAL, EYE PROTECTION WARNING (PICTOGRAM)	S12004G	1
8	DECAL, EAR PROTECTION WARNING (PICTOGRAM)	S12005G	1
9	DECAL, USE SAFETY BOOTS (PICTOGRAM)	501465	1
10	DECAL, BLADE MOVEMENT DIRECTION (PICTOGRAM)	096321	1
11	DECAL, BLADE ALIGNMENT	P11789	1

## 4

**Saw Head***LT40DC Saw Head Decals*

12	DECAL, SAWDUST CHUTE WARNING (PICTOGRAM)	099222	1	
13	DECAL, KEEP AWAY - HOT PARTS (PICTOGRAM)	086099	1	
14	DECAL, BLADE DRIVE WARNING (PICTOGRAM)	096315	1	
15	DECAL, CE CERTIFIED SAWMILL (SMALL)	P85070	2	
16	DECAL, RUSSIAN SAFETY CERTIFICATION	099401	1	
17	DECAL, INTERNATIONAL SAWMILL NAME	501466	1	
	<b>DECAL, BLADE SETTING</b>	P85066	1	
	DECAL, KEEP AWAY DANGER, PICTOGRAM	099221	1	
	DECAL, MAX. OIL PRESSURE, PICTOGRAM	099524	1	
18	<b>REFLECTOR, 2 DIA RED (MOBILE SAWMILLS ONLY)</b>	P07452	1	

## 4.8 Blade Housing Covers



REF	DESCRIPTION (◆ Indicates Parts Available In Assemblies Only)	PART #	QTY.	
	<b>COVER ASSEMBLY, DRIVE SIDE BLADE HOUSING WITH HANDLE</b>	087165	1	
1	Cover Weldment, Drive Side Blade Housing	087159-1	1	◆
2	Handle, Blade Housing Cover	P08065	1	
3	Screw, #8-32 x 3/8"	F05015-8	2	
	Pin Assembly, Cover Retainer	A11881	1	
4	Pin, Safety Retainer	N/A	1	
5	Cable, 3/64" x 6" Lanyard	N/A	1	
6	<b>DECAL, BLADE SETTING</b>	P85066	1	
	<b>COVER, IDLE SIDE BLADE HOUSING WITH HANDLE</b>	086431	1	
7	Cover, Idle Side Blade Housing	086430-1	1	◆
2	Handle, Blade Housing Cover	P08065	1	
3	Screw, #8-32 X 3/8" Self-Tap	F05015-8	2	
	Pin Assembly, Cover Retainer	A11881	1	
4	Pin, Safety Retainer	N/A	1	
5	Cable, 3/64" x 6" Lanyard	N/A	1	
8	<b>MOUNT WELDMENT E15,E20,E25</b>	087736-1 <sup>1</sup>	1	
9	<b>HINGE, MIDDLE BLADE HOUSING COVER</b>	S07522	1	
10	<b>NUT, 1/4-20 SELF-LOCKING HEX</b>	F05010-9	4	
11	<b>NUT, COVER TURN</b>	086365-1	2	

## 4

## Saw Head

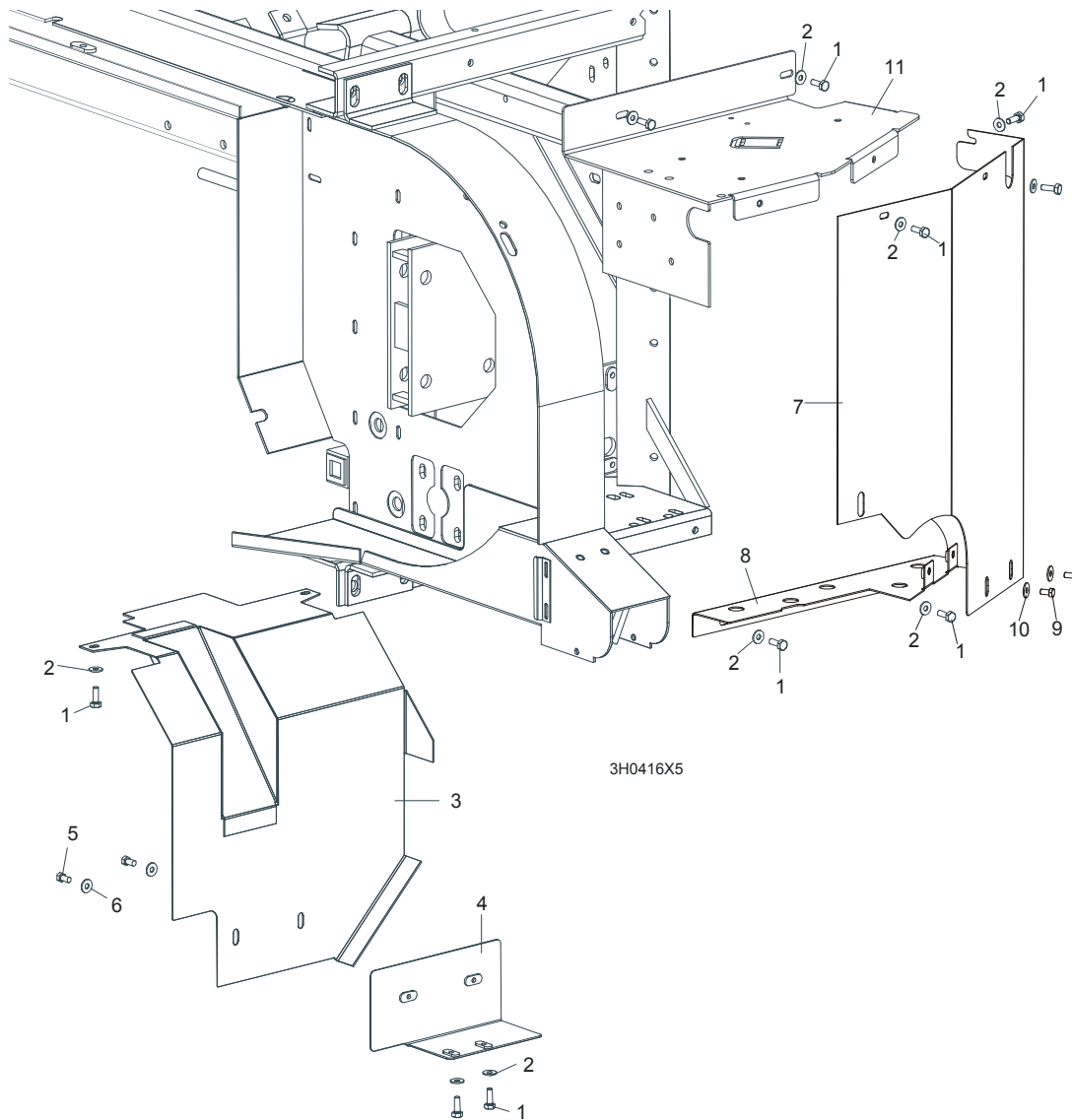
## Blade Housing Covers

12	PLATE, IDLE BLADE WHEEL GUARD	086230	1	
13	NUT, 5/16-18 HEX NYLON LOCK	F05010-58	6	
14	BOLT, 5/16-18 X 3/4" HEX HEAD GRADE 2	F05006-5	6	
15	HINGE, MIDDLE BLADE HOUSING COVER	085336-1	1	
16	SWITCH ASSEMBLY, SAFETY SHUT-OFF	094301	2	
17	Safety Switch, AZ17-11ZRK	094232	2	
18	Bracket, Safety Switch Mount Painted	094300-1	2	
19	Key, AZ17/170-B5 Safety Switch	094422	2	
20	Bolt, M4 x 35-8.8 Socket Head	F81011-34	4	
21	Screw, M4 x 12-5.8	F81011-43	8	
22	Nut, M4 Hex	F81029-1	8	
23	Washer, M4 Split Lock Zinc	F81051-1	4	
24	Washer, 4.3	F81051-2	8	
	<b>BLADE FLAP ASSEMBLY</b>	<b>511645<sup>2</sup></b>	<b>1</b>	
25	BLADE COVER LT40	511116-1	1	
26	Latch, Flexible Draw	014829	1	
27	WASHER 5.3 FE/ZN5 PN-78/M-82005	F81052-1	2	
28	BOLT, M5 X 12-5.8-Fe/Zn5, PN-M/82105	F81000-5	4	
29	BOLT, 10/M8 X 12-12.9 ISO-7379	F81003-62	2	
30	NUT, M5-8-Fe/Zn5 DIN985	F81030-2	2	
31	PLATE BLADE COVER LT40	512570-1	1	

<sup>1</sup> Only LT40 AC Sawmills

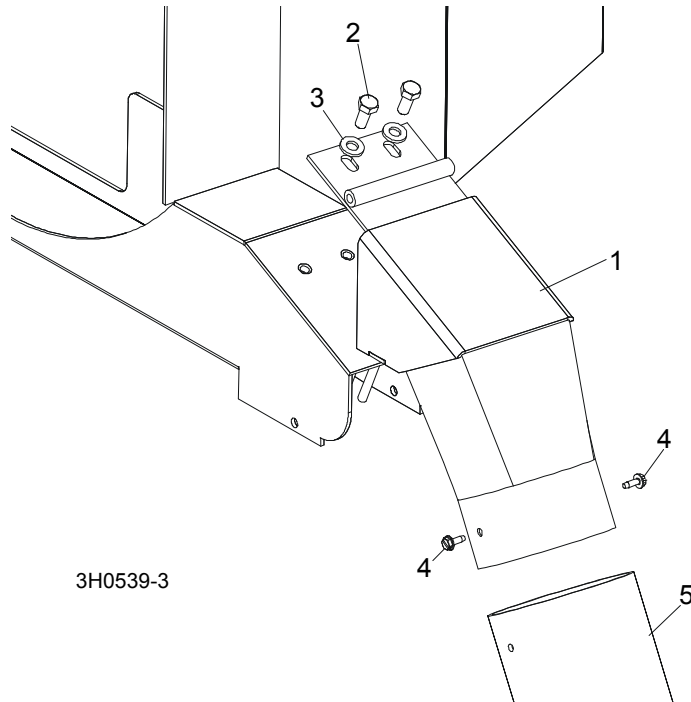
<sup>2</sup> Belongs to 091573

## 4.9 Drive Belt Covers



REF	DESCRIPTION (◆ Indicates Parts Available In Assemblies Only)	PART #	QTY.
1	<b>BOLT, M6X12-8.8-ZINC</b>	F81001-7	11
2	<b>WASHER 6,5 ZINC</b>	F81053-11	11
	<b>GUARD ASSEMBLY, CLUTCH LEVER</b>	086290	1
3	Guard Weldment, Manual Clutch	093398-1	1
4	Mount Weldment, Clutch Guard	086275-1	1
5	Bolt, <b>M6X12-8.8</b> Hex Head Zinc	F81001-7	2
6	Washer, 6.5 Flat Zinc	F81053-11	2
	<b>GUARD ASSEMBLY, DRIVE PULLEY SIDE</b>	093396	1
7	Guard Weldment, Side Up/Down	100474-1	1
8	Guard Weldment, Saw Head Frame Lower	100473-1	1
9	Bolt, M6X12-8.8 Hex Head Zinc	F81001-7	2
10	Washer, 6.5 Flat Zinc	F81053-11	2
11	<b>GUARD, DRIVE PULLEY TOP</b>	087033-1	1

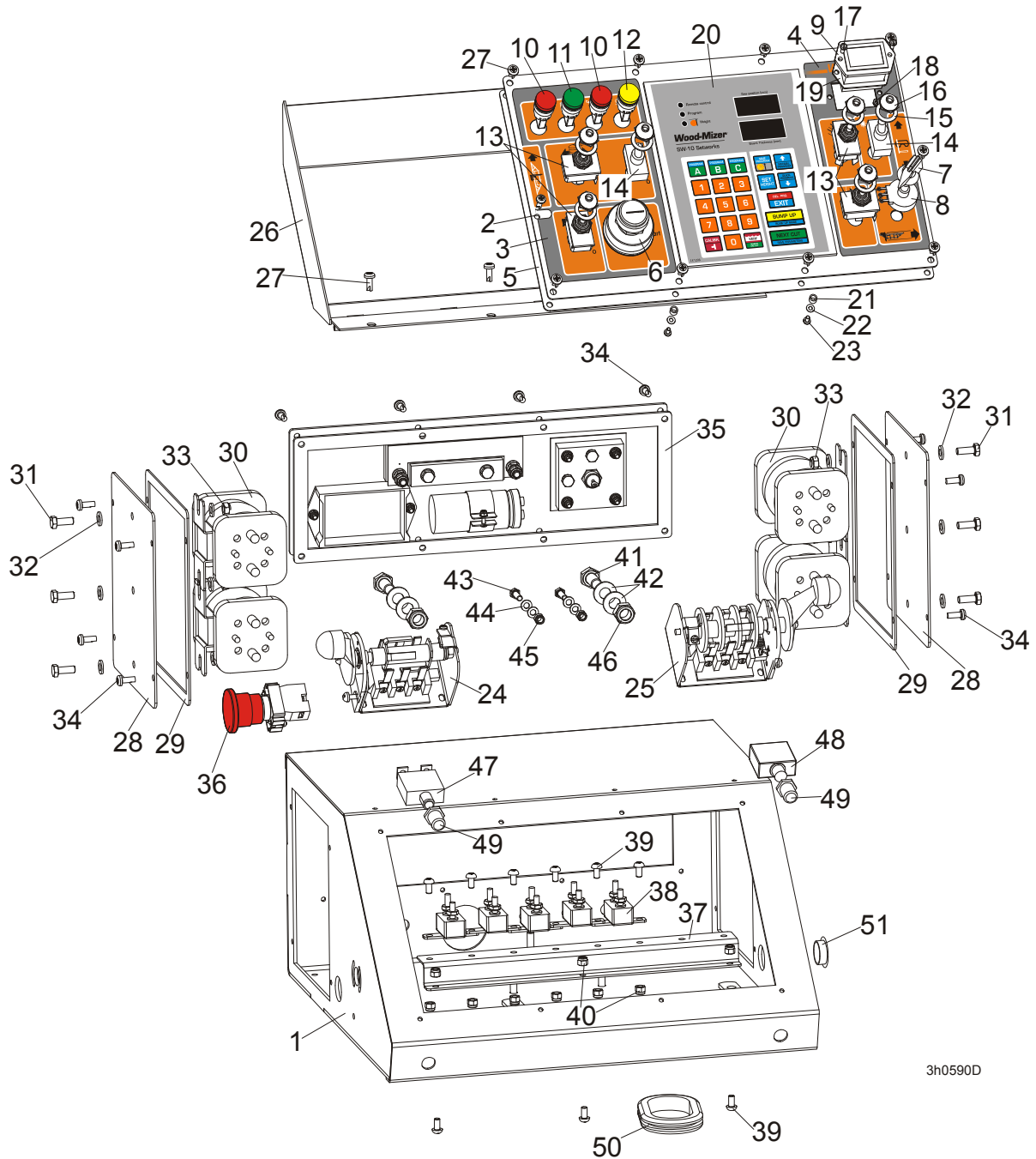
**4.10 Sawdust Chute**



REF	DESCRIPTION (◆ Indicates Parts Available In Assemblies Only)	PART #	QTY.	
1	CHUTE, LT40 SAWDUST	501500-1	1	
2	BOLT, M8X20-8.8-B-ZINC HEX HEAD	F81002-20	2	
3	WASHER 8,4-ZINC ROUND	F81054-1	2	
4	BOLT, #10-24 X 1/2" SELF-TAPPING	F05015-7	2	
5	TUBING, 4" I.D. RUBBER	086364	0.6 m	
	STRAP, 20" RUBBER W/HOOK	P11668	1	
	BOLT, 1/4-20 X 1 1/4" HEX HEAD FULL THREAD	F05005-3	1	
	WASHER, 7.4 FLAT	F81056-11	1	
	NUT, 1/4-20 LOCK	F05010-21	1	

## SECTION 5 CONTROL & BATTERY BOXES

### 5.1 Control Assembly, LT40 Series DH



3h0590D

REF	DESCRIPTION (◆ Indicates Parts Available In Assemblies Only)	PART #	QTY.
	<b>CONTROL BOX ASSEMBLY, LT40 DC</b>	098375	1
1	Control Box, LT40	098373-1	1
	Panel, LT40 DC Front Control Complete	098691	1
2	Panel, LT20/40 DC Front Control	100573-1	1
	Panel, LT40 DC Front Control	098376-1 <sup>1</sup>	1

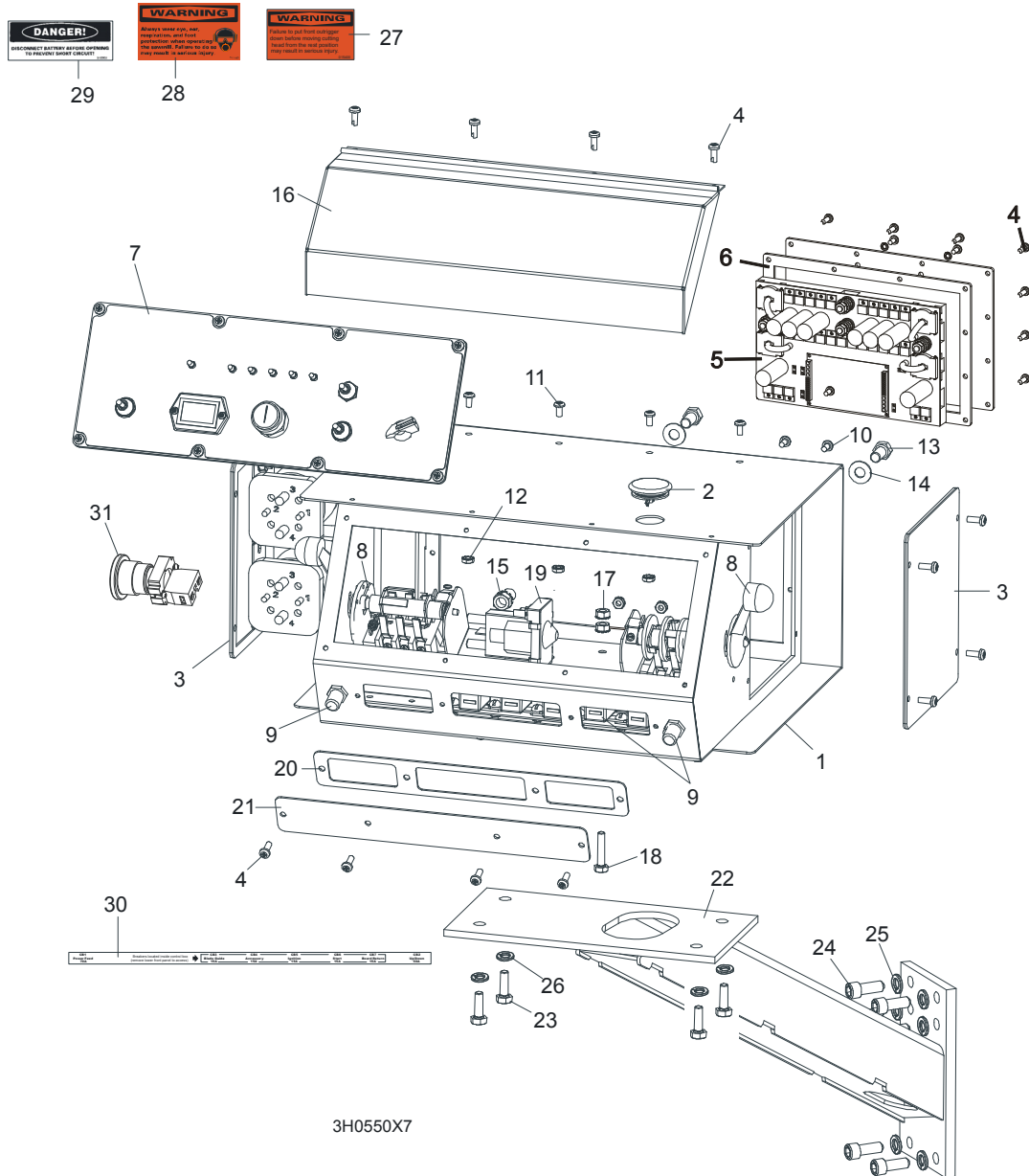
3	Decal, LT40 DC Control Box Left	099595	1	
4	Decal, LT40 DC Control Box Right	099596	1	
5	Gasket, LT20/40 Control Box	097132	1	
6	Switch, Key	P04350	1	
7	Knob, Speed Control	P06257	1	
8	Potentiometer, 1k Feed Rate	E20519	1	
9	Meter, Hour	093166	1	
10	Light, XB6AV4BB Red	091099	2	
11	Light, XB6AV3BB Green	087348	1	
12	Light, XB6AV5BB Yellow	089812	1	
13	Switch, Toggle	024200	4	
14	Switch, SPST On/Off 15A .25 TABS Toggle	P03027	2	
15	Washer, 1/2x3/4x1/16 Nylon	P05251-1	6	
16	Boot, Toggle Switch	P02575	6	
17	Bolt, M3x12-8.8 Zinc	F81000-12	2	
18	Nut, M3-6 Nylon Zinc Lock	F81028-2	2	
19	Gasket, Hour Meter	093346	1	
20	Controller, SW-10 Setworks	500628	1	
21	Spacer, 4.2x6mm Idler	R80671-4	6	
22	Washer, 3.2 Flat Zinc	F81050-2	6	
23	Screw, M3x8-4.8 Zinc	F81000-83	6	
24	Switch, 1992GS Pwr/Feed (Service Package)	E20438	1	
25	Switch, 1992 Up/Down (Service Package)	E20440	1	
26	Cover Weldment, LT20/40 Complete	097135-1	1	
27	Bolt, #10-24x1/2 Ph Pan Hd, Type 23	F05015-17	14	
	Solenoid Assembly, DC Up/Down	086747	1	
	Solenoid Assembly, DC Power Feed	086749	1	
	Cover, Control Box Side Complete	086700	1	
28	Cover, Control Box Side	086699-1	1	
29	Gasket, Control Box Side	015274	1	
30	Solenoid, 200A 12V DPST	015417	2	
31	BOLT, M6x16 8.8 Fe/Zn5 PN-M/82105	F81001-15	3	
32	Washer, M6 Flat Zinc	F81053-1	6	
33	Nut, M6, Hex, Nylon Lock Zinc	F81031-2	3	
34	Bolt, #10-24x1/2 Ph Pan Hd, Type 23	F05015-17	12	
	Panel Assy, Power Feed Control SMT 97+	024412	1	
35	Gasket, Power Feed Control	015278	1	
36	Switch, XB2 BS542 Emergency	086556	1	
	Breaker Assembly, Sawmill Control Circuit	086746	1	
37	Rail, Circuit Breaker	015310	1	◆
38	Breaker, 15A Manual Reset	E20430	5	◆
39	Screw, H M5x10 8.8 Zinc	F81000-13	9	
40	Nut, M5-8 Zinc	F81030-2	9	
41	Bolt, M10x20mm, Hex Head, Gr 5.8 Zinc	F81003-1	2	
42	Washer, M10 Flat Zinc	F81055-1	4	
43	Nut, M10 Nylon Hex Zinc Lock	F81033-1	2	
44	Bolt, M5x16-8.8 Zinc	F81000-20	2	
45	Washer, M5 Flat Zinc	F81052-1	4	
46	Nut, M5-8 Zinc	F81030-2	2	



47	Breaker, 70A Manual Reset Panel Mount	015527	1	
48	Breaker, 50A Manual Reset Panel Mount	021256	1	
49	Boot, Circuit Breaker	021253	2	
50	Grommet, Rubber	087065	1	
51	Cap, SR1086 22.2 Dia. Hole	093544	1	

<sup>1</sup> Use in African version only.

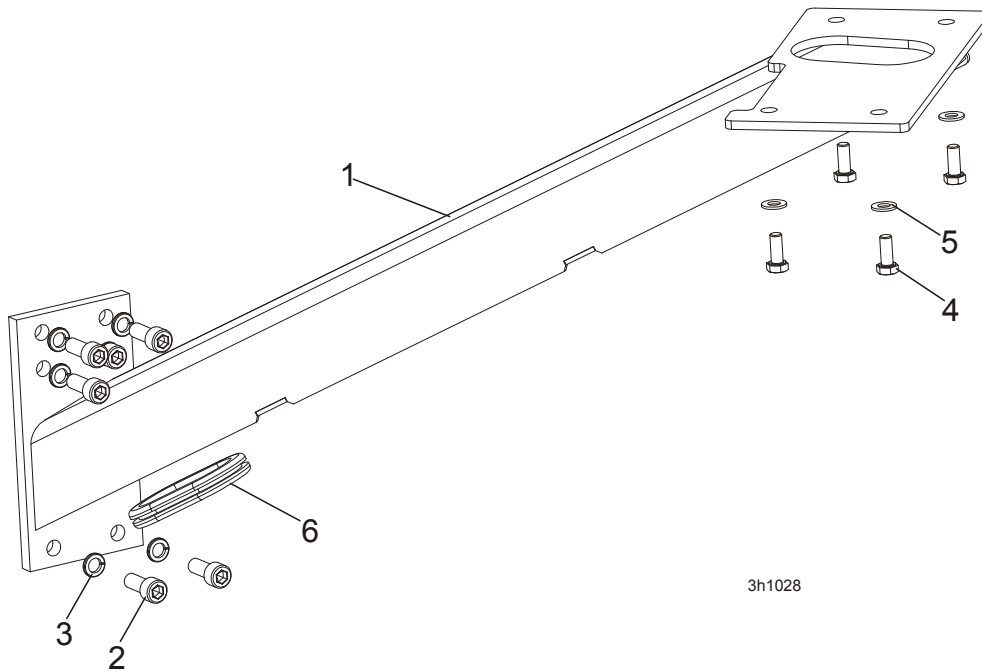
## 5.2 Control Assembly (Gas/Diesel), Optional Equipment



REF	DESCRIPTION (◆ Indicates Parts Available In Assemblies Only)	PART #	QTY.
	<b>CONTROL BOX ASSEMBLY, D42</b>	095000	1
1	DC Control Box	095012-1	1
2	Plug, AS075 Oiltite	E20570	1
3	Solenoid Parts ( <a href="#">See Section</a> )		
4	Screw, #10-24 x 1/2" Pan Head	F05015-17	16
5	Panel Assembly, Power Feed Control	095010-1	1
	Circuit Board, Control Box Power Feed	051667	1

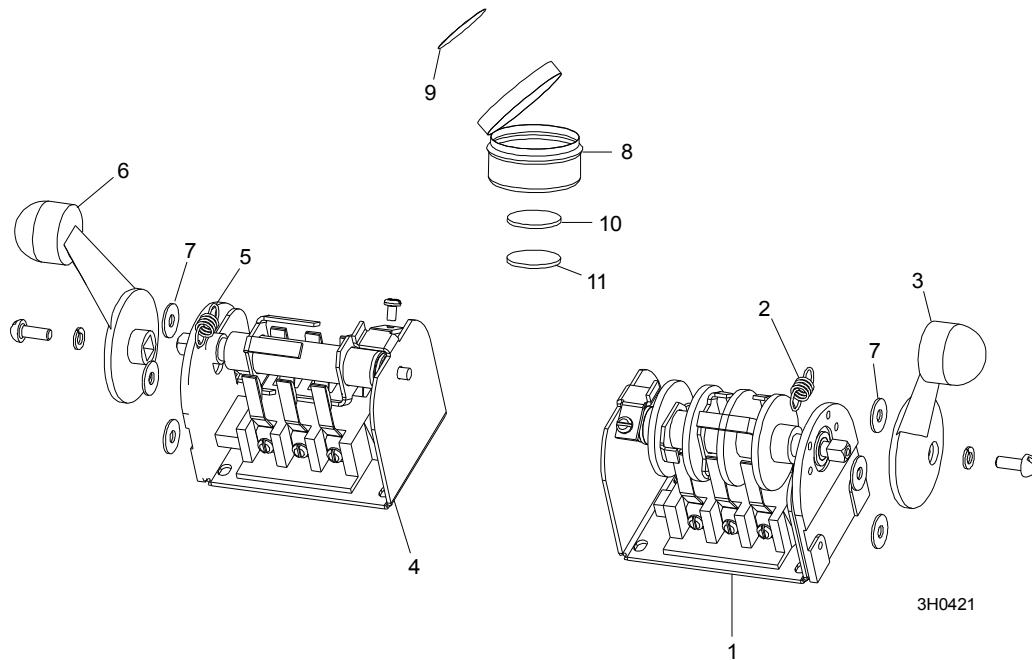
6	Gasket, Rear Access Panel	095011	1	
7	Front Control Panel & Wiring Harnesses ( <a href="#">Section 5.4</a> )			
8	Drum Switches ( <a href="#">Section 5.3</a> )			
9	Circuit Breakers ( <a href="#">Section 5.5</a> )			
10	Screw, #10-24 x 3/8" Phillips Pan Head	F05004-3	2	
11	Screw, #10-24 x 3/8" Phillips Pan Head Machine with Neo Washer	F05004-148	4	
12	Nut, #10-24 Self Locking	F05010-14	6	
13	Bolt, 3/8-16 x 3/4" Hex Head	F05007-27	2	
14	Washer, 10.5 Flat	F81055-1	2	
15	Nut, 3/8" Lock Nut	F05010-19	2	
16	Cover, Control Box Hinged	015304	1	
17	Nut, 1/4-20 Self-locking	F05010-9	2	
18	Bolt, 1/4-20 x 1 1/4" Hex Head Tap	F05005-3	1	
19	Solenoid, 200A 12V SPST	015470	1	
	Diode Assembly, Solenoid Coil Chassis GND	087496	1	
20	Gasket, Front Access Panel	015266	1	
21	Panel, Control Box Front Access	086704-1	1	
22	<b>MOUNT WELDMENT, STANDARD CONTROL BOX</b>	086732-1	1	
23	<b>NUT, 5/16-18 SELF-LOCKING HEX</b>	F05010-20	4	
24	<b>BOLT, M10 X 25-8.8 SOCKET HEAD</b>	F81003-32	4	
25	<b>WASHER, 10.2 SPLIT LOCK</b>	F81055-2	4	
26	<b>WASHER, 3/8" EXTERIOR STAR LOCK</b>	F05011-36	4	
27	<b>DECAL, FRONT OUTRIGGER WARNING</b>	015400	1	
28	<b>DECAL, EAR/EYE PROTECTION WARNING</b>	S11753	1	
29	<b>DECAL, DISCONNECT BATTERY DANGER</b>	S12002	1	
30	<b>DECAL, CIRCUIT BREAKER ID ('98 SUPER)</b>	024362	1	
31	<b>SWITCH, RED EMERGENCY STOP XALJ174F</b>	E22703-2	1	

### 5.3 Control Box Bracket



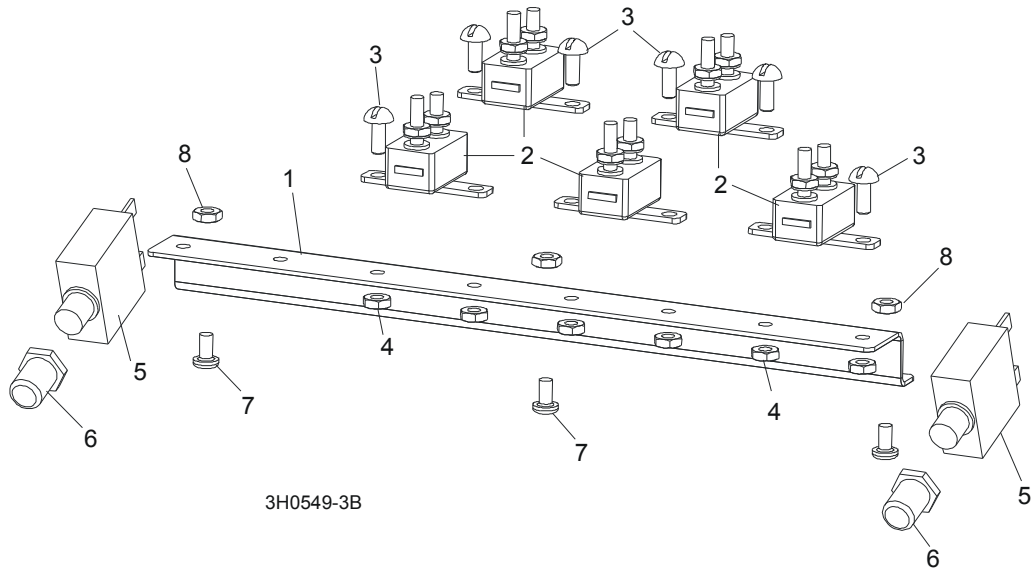
REF.	DESCRIPTION (◆ Indicates Parts Available In Assemblies Only)	PART #	QTY.
1	MOUNT WELDMENT, STANDARD CONTROL BOX	086732-1	1
2	BOLT, M10x25 8.8 HEX SOCKET HEAD CAP ZINC	F81003-32	6
3	WASHER, 10.2 SPLIT LOCK ZINC	F81055-2	6
4	BOLT, M8X20-8.8-B HEX HEAD FULL THREAD ZINC	F81002-4	4
5	WASHER, 8.4 FLAT ZINC	F81054-1	4
6	GROMMET, RUBBER	087065	1

#### 5.4 Drum Switches



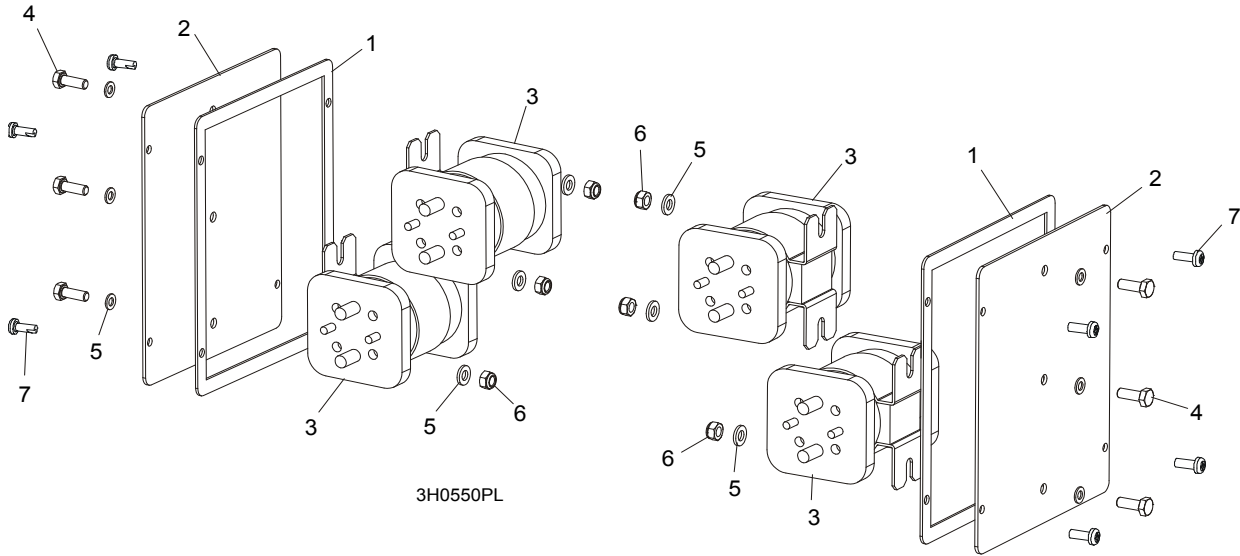
REF.	DESCRIPTION (◆ Indicates Parts Available In Assemblies Only)	PART #	QTY.	
	<b>SWITCH ASSEMBLY, UP/DOWN DRUM</b>	E20440	1	
1	Switch, S12 Bulk Drum	E20440-B	1	◆
2	Spring, Drum Switch	P12570	1	
3	Handle, Drum Switch Replacement	P12500	1	
	<b>SWITCH ASSEMBLY, POWER FEED DRUM</b>	E20438	1	
4	Switch, S10 Bulk Drum	E20438-B	1	◆
5	Spring, Drum Switch	P12570	1	
6	Handle, Drum Switch Replacement	P12500	1	
7	<b>WASHER, #8 SAE FLAT</b>	F05011-41	6	
	<b>CUP ASSEMBLY, DRUM SWITCH GREASE</b>	A20463	1	
8	Cup, Plastic Container	P20464	1	◆
9	Decal, Grease Cup Label	P20467	1	
10	Pad, Velcro Loop	P20466	1	◆
11	Pad, Velcro Hook	P20465	1	◆
	Grease, High Temp Drum Switch	P20468	.011m	◆

## 5.5 Circuit Breakers



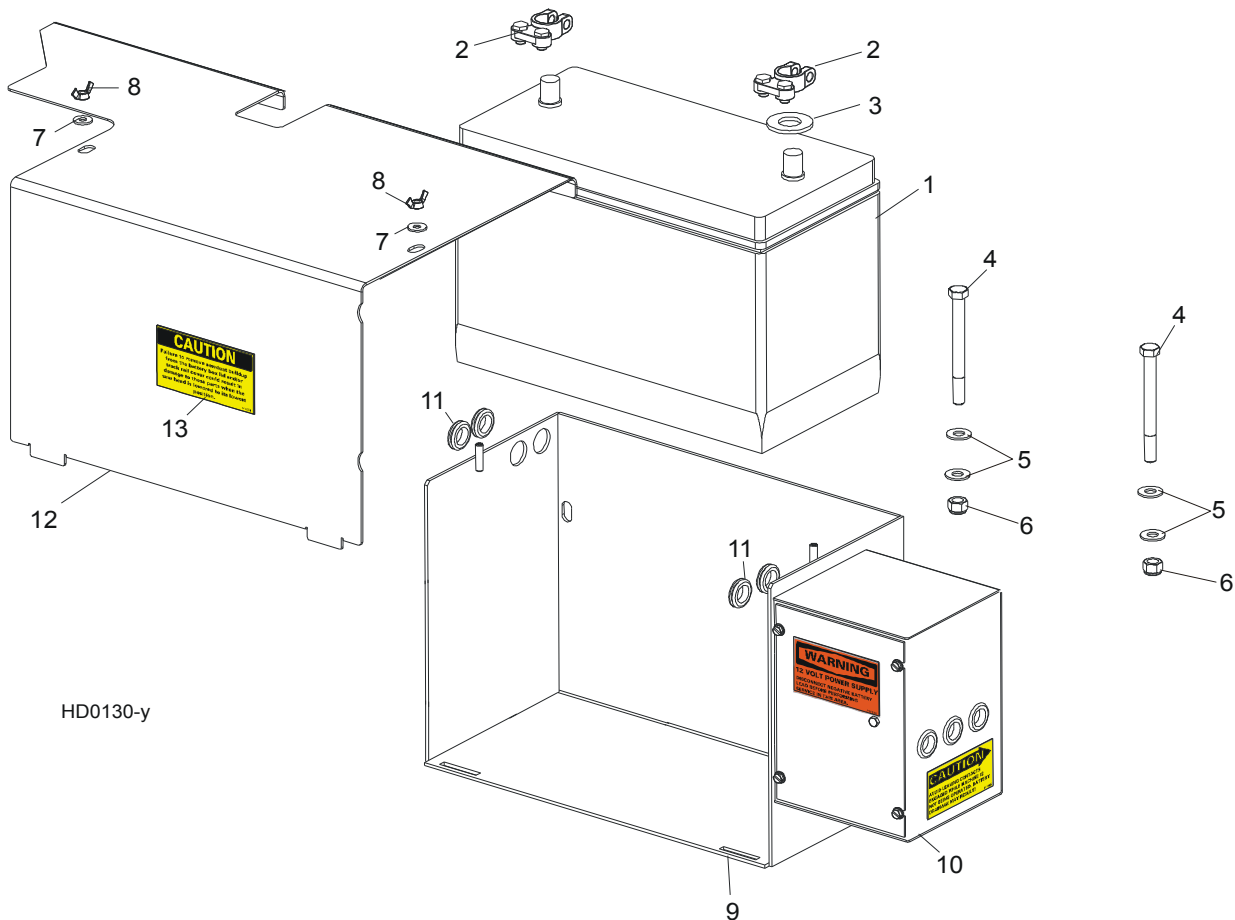
REF	DESCRIPTION (◆ Indicates Parts Available In Assemblies Only)	PART #	QTY.
	<b>BREAKER ASSEMBLY, SAWMILL CONTROL CIRCUIT</b>	015621	1
1	Rail, Circuit Breaker	015310	1
2	Breaker, 15 Amp Manual Reset	E20430	5
3	Screw, H M5x10 8.8 Slotted Head Zinc	F81000-13	6
4	Nut, M5-8 Hex Self-Locking Zinc	F81030-2	6
5	<b>BREAKER, 70 AMP MANUAL RESET PANEL MOUNT</b>	015527	2
6	<b>BOOT, CIRCUIT BREAKER</b>	021253	2
7	<b>BOLT, M5X12-5.8 ZINC</b>	F81000-5	3
8	<b>NUT, M5-8 SELF LOCKING ZINC</b>	F81030-2	3

**5.6 Solenoid Assemblies**



REF	DESCRIPTION (◆ Indicates Parts Available In Assemblies Only)	PART #	QTY.	
1	GASKET, SIDE PANEL CONTROL	015274	2	
2	PANEL WELDMENT, SIDE	086699-1	2	
3	SOLENOID, 200A 12V DPST	015417	4	
4	BOLT, M6X16 8.8 FE/ZN5 PN-M/82105	F81001-15	6	
5	WASHER, 6.4 FLAT	F81053-1	12	
6	NUT, M6-8 HEX	F81031-2	6	
	DIODE ASSEMBLY, SOLENOID COIL CHASSIS GND	087496	4	
7	SCREW, #10-24 X 1/2" PAN HEAD	F05015-17	8	

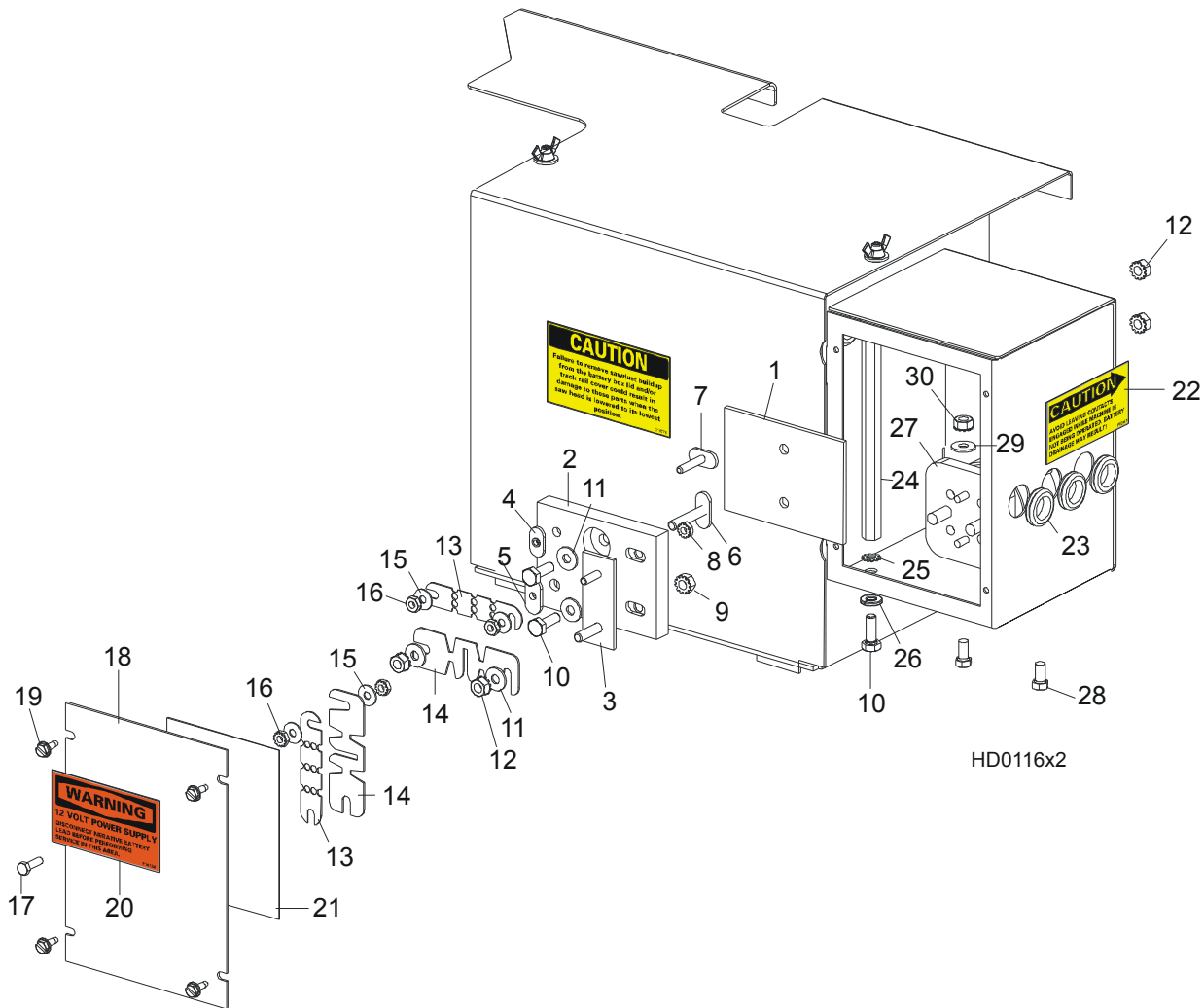
## 5.7 Battery Box Assembly, LT40 Series



HD0130-y

REF	DESCRIPTION (◆ Indicates Parts Available In Assemblies Only)	PART NUMBER	QTY.
1	BATTERY, "BANNER" 12V100AH #95751	088323	1
	<b>BOX ASSEMBLY, LT40SHD/LT40MHD BATTERY</b>	086509	1
2	Terminal, Battery	P05085	2
3	Washer, Battery Terminal	P12161	1
4	Bolt, 3/8-16 X 4" Hex Head Grade 2	F05007-4	2
5	Washer, 10.5 Flat	F81055-1	4
6	Nut, 3/8" Hex Nylon Lock	F05010-10	2
7	Washer, 7.4 Flat	F81056-11	2
8	Nut, 1/4-20 Wing	F05010-13	2
9	Box Weldment, Battery	086265-1	1
10	Fuse Box Parts ( <a href="#">See Section 5.8</a> )		
11	Grommet, 5/8" Rubber Wire	P11764	5
	Contact Assembly, Hydraulic Positive ( <a href="#">See Section 9.4</a> )	085968	1
12	LID WELDMENT, BATTERY BOX SUPER	086277-1	1
13	DECAL, BATTERY BOX LID CAUTION	014774	1

**5.8 Fuse Box Assembly, LT40 Series**



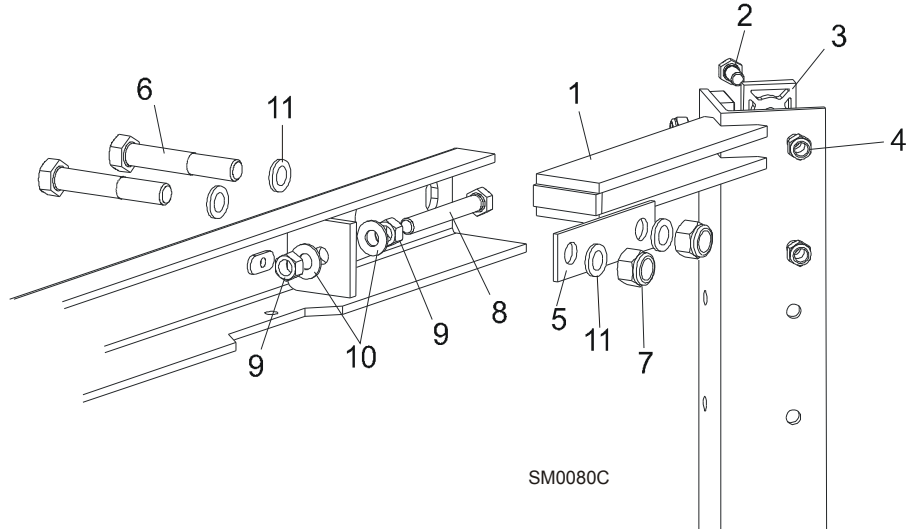
REF	DESCRIPTION (◆ Indicates Parts Available In Assemblies Only)	PART NUMBER	QTY.	
1	PAD, FUSE BOX INSULATOR	015287	1	
	<b>FUSE BLOCK ASSEMBLY</b>	017665	1	
2	Block, Fuse Mount	015286	1	◆
3	Buss Weldment, Fuse Mount	015289	1	◆
4	Nut, #10-24 Cadmium Plated Weld	S12391	1	◆
5	Nut, 1/4-20 Cadmium Plated Weld	S12392	1	◆
6	Stud Weldment, 1/4-20 Fuse	W12389	1	◆
7	Stud Weldment, #10-24 Fuse	W12390	1	◆
8	Nut, #10-24 Self-Locking Hex	F05010-14	1	◆
9	Nut, 1/4-20 Self-Locking Hex	F05010-9	1	◆
10	<b>BOLT, 1/4-20 X 3/4" HEX HEAD FULL THREAD</b>	F05005-1	3	
11	<b>WASHER, 7.4 FLAT</b>	F81056-11	4	
12	<b>NUT, 1/4-20 HEX SELF-LOCKING</b>	F05010-9	4	
13	<b>FUSE LINK, 12 VOLT 150 AMP</b>	023361	2	
14	<b>FUSE LINK, 12 VOLT 225 AMP</b>	P11550	2	
15	<b>WASHER, 5.3 FLAT</b>	F81052-1	4	



16	NUT, #10-24 HEX SELF-LOCKING	F05010-14	4	
17	SCREW, #10-24 X 5/8" HEX HEAD	F05004-18	1	
18	COVER, FUSE BOX	086272-1	1	
19	SCREW, #10-24 X 1/2" SELF-TAPPING	F05015-7	4	
20	DECAL, 12 VOLT WARNING	P10364	1	
21	DECAL, '97 SUPER HYDRAULIC	015372	1	
22	DECAL, HYDRAULIC CONTACT CAUTION	P12960	1	
23	GROMMET, 5/8" RUBBER WIRE	P11764	3	
24	TERMINAL, EXTENDED HEX STUD	015517	1	
25	WASHER, 6.4 EXTERIOR STAR	F81053-2	1	
26	WASHER, 6.1 SPLIT LOCK	F81053-3	1	
27	SOLENOID, 200A 12V SPST CONT. DUTY	015470	1	
28	BOLT, 1/4-20 X 1/2" HEX HEAD	F05005-15	2	
29	WASHER, 7.4 FLAT	F81056-11	2	
30	NUT, 1/4-20 SELF-LOCKING HEX	F05010-9	2	

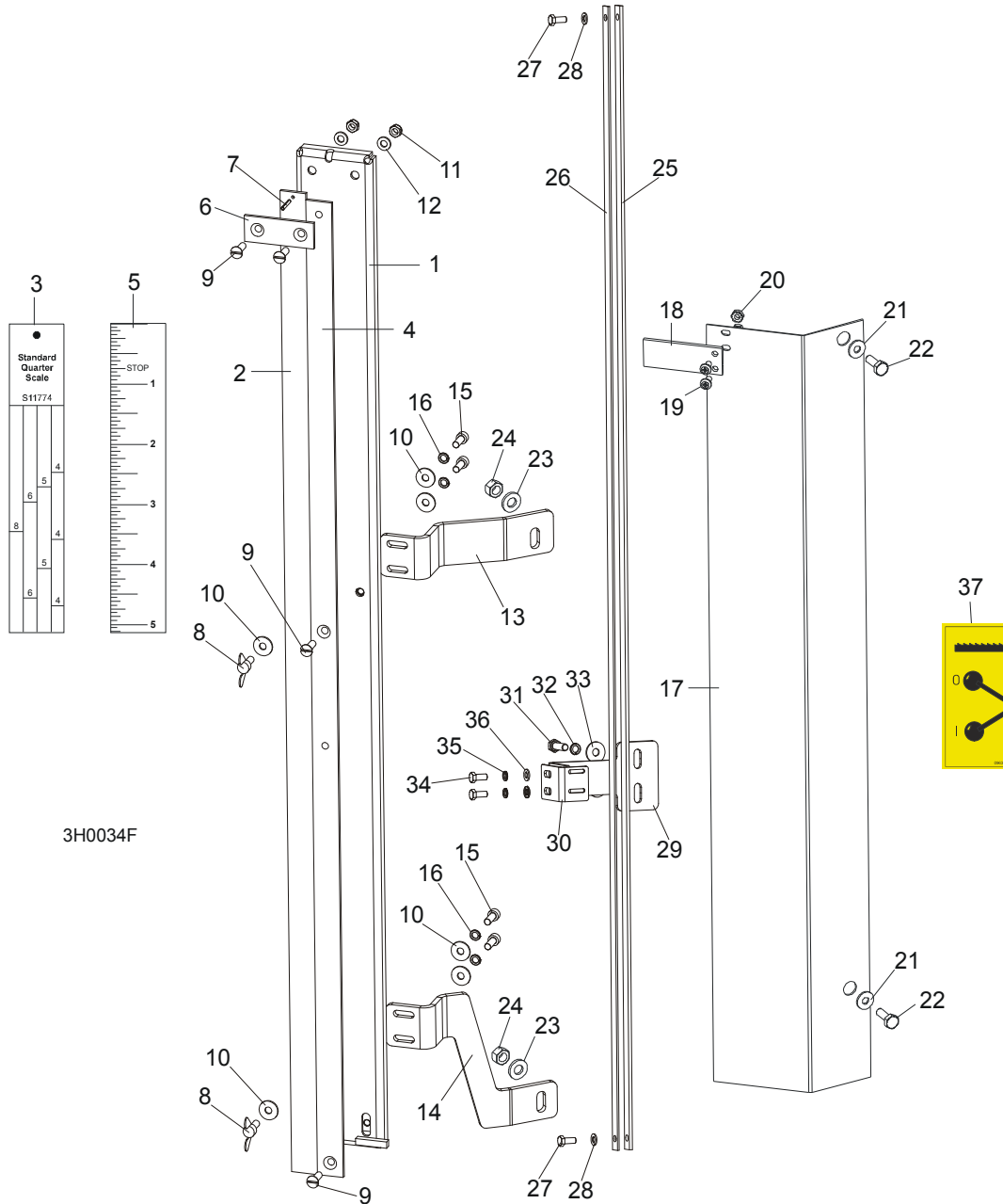
**SECTION 6 UP/DOWN SYSTEM**

**6.1 Saw Head V-Brace Mount**



REF.	DESCRIPTION (◆ Indicates Parts Available In Assemblies Only)	PART #	QTY.	
1	V-BRACE, SAW HEAD MOUNT	087125	1	
2	BOLT, M8X20-5.8-ZINC HEX HEAD	F81002-4	10	
	BOLT, M8X25-8.8-B-ZINC HEX HEAD	F81002-5	2	
3	PAD, PLASTIC SLIDE	M04096	6	
4	NUT, M8-8-B-ZINC HEX NYLON LOCK	F81032-2	12	
5	PLATE, V-BRACE WASHER	091247	2	
6	BOLT, M12X75-8.8-ZINC	F81004-21	4	
7	NUT, M12 - 8 NYLON LOCK	F81034-2	4	
8	BOLT, M10X70-8.8-ZINC HEX HEAD	F81003-20	2	
9	NUT, M10-8-B-ZINC HEX	F81033-3	4	
10	WASHER, 10.5 FLAT	F81055-1	4	
11	WASHER, 13 SPLIT LOCK ZINC	F81056-1	8	

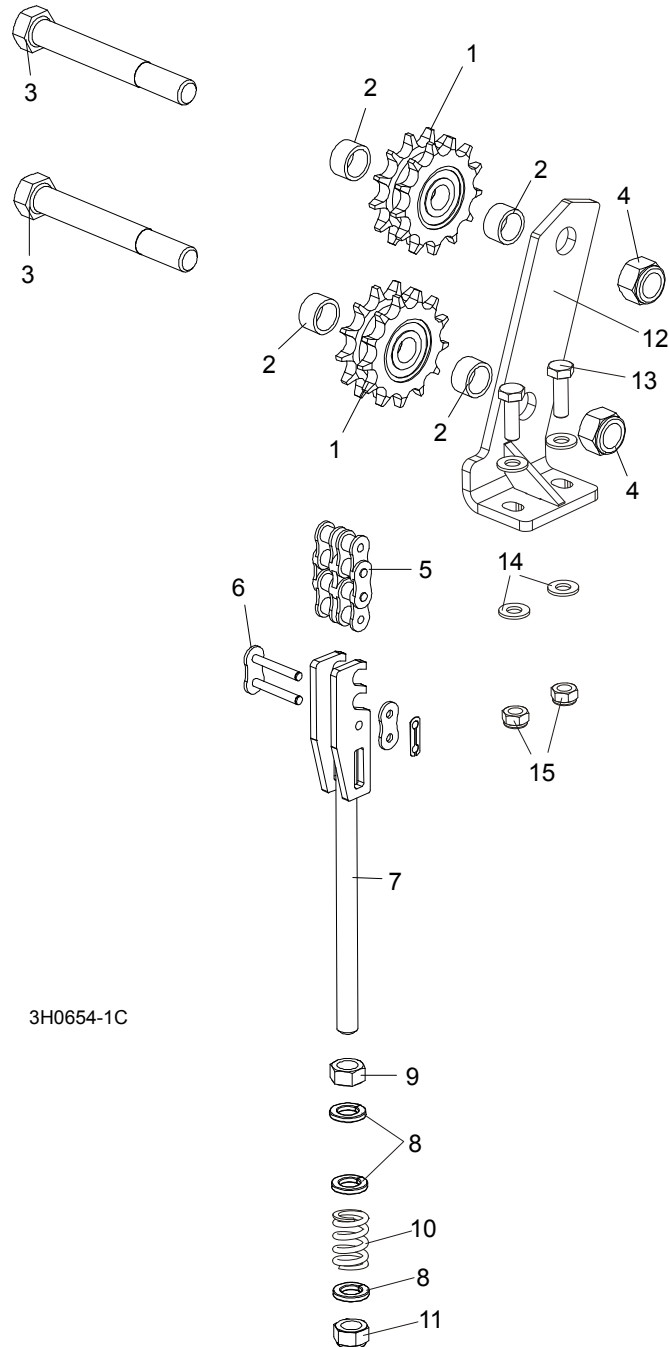
## 6.2 Blade Height Scale



REF.	DESCRIPTION (◆ Indicates Parts Available In Assemblies Only)	PART #	QTY.
	<b>SCALE, BLADE HEIGHT W/SCANNER</b>	098882	1
1	Bracket, Scale Mounting	098890-1	1
2	Scale, 35" Quarter	093342	1
3	Decal, 35" Standard Quarter Scale	090716	1
	Decal, 35" Grade Hardwood Quarter Scale	090717	1
4	Scale, 35" Inch	093341	1
5	Decal, 35" Inch	090709	1
6	Strap, Scale Hold-Down	093134	1
7	Pin, 3x20 Roll	F81044-5	1
8	Screw, M6x16 Wing	F81001-16	2

9	Screw, M6x20- 4.8-B	F81001-31	4	
10	Washer, 6.5 Flat	F81053-11	7	
11	Nut, M6, Hex, Nylon Lock Zinc	F81031-2	2	
12	Washer, M6, Flat, Zinc	F81053-1	2	
13	Bracket, Scale Upper	098880-1	1	
14	Bracket, Scale Lower	505618-1	1	
15	Bolt, M6x16-8.8 Socket Head	F81001-21	4	
16	Washer, M6 Split Lock Zinc	F81053-3	4	
	Pointer Assembly, Fixed Scale	A12023	1	
17	Bracket, Fixed Scale Pointer Mount	087044-1	1	◆
18	Indicator, Blade Height Scale	094821	1	
19	Screw, M4x12 -5,8-B- Fe/Zn5	F81011-43	2	
20	Nut, M4-B Fe/Zn5	F81029-1	2	
21	Washer, 6.5 Flat	F81053-11	2	
22	Bolt, M6x12-8.8-Zinc	F81001-7	2	
23	Washer, 8.4 Flat	F81054-1	2	
24	Nut, M8-8-B Hex Lock	F81032-2	2	
	<b>MAGNETIC STRIP ASSY</b>	097774	1	
	Bar with Magnetic Strip	098173-1	1	
25	Magnetic Strip MB320 (1m)	096014-1	1	
26	Bar, Magnetic Strip	098173	1	
27	Bolt, M5 X 12-5.8-Fe/Zn5	F81000-5	2	
28	Washer, M5 Flat Zinc	F81052-1	2	
	<b>BRACKET, SENSOR COMPLETE</b>	100620	1	
29	Bracket, Sensor	100599-1	1	
30	Bracket, Sensor	100619-1	1	
31	Bolt, M6x20-8.8 Hex Head Full Thread Zinc	F81001-2	2	
32	Washer, Z6.1 Split Lock Zinc	F81053-3	2	
33	Washer, 6.5 Flat Zinc	F81053-11	2	
34	Bolt, M5 X 12-5.8 Hex Head Full Thread Zinc	F81000-5	2	
35	Washer, 5.1 Split Lock Zinc	F81052-2	2	
36	Washer, 5.3 Flat Zinc	F81052-1	2	
	<b>DECAL KIT, METRIC SCALE</b>	K12064	1	
	Decal, Metric	S11711	1	
	Decal, Metric 16-40mm	P12040-1	1	
	Decal, Metric 45-63mm	P12040-2	1	
37	<b>DECAL, CLUTCH HANDLE OPERATION, PICTOGRAM</b>	096315	1	

### 6.3 Up/Down Chain & Sprockets

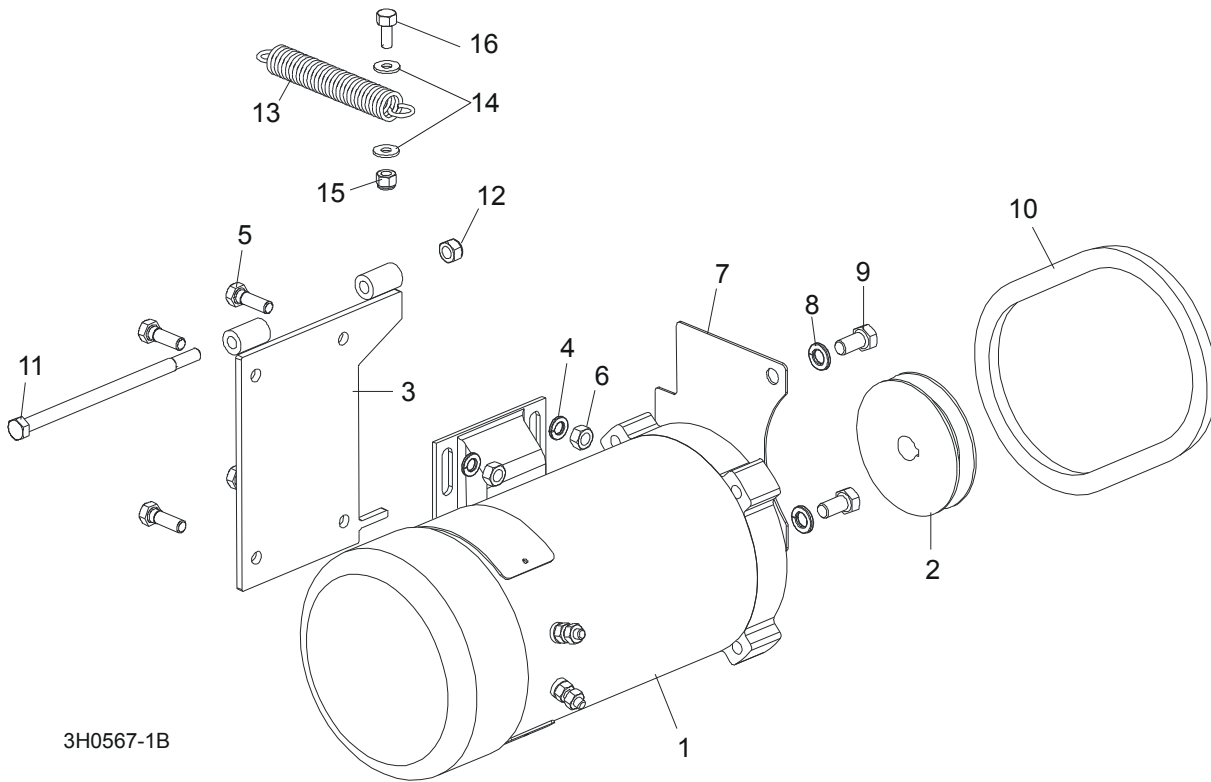


3H0654-1C

REF.	DESCRIPTION (◆ Indicates Parts Available In Assemblies Only)	PART #	QTY.
	<b>SPROCKET KIT, UP/DOWN IDLER #50-2</b>	016020	1
1	Sprocket, Up/Down Idler '98	016019	2
2	Washer, Sprocket Spacer	095927-1	4
	Instruction Sheet, Up/Down Idler Retrofit	016020-541	1
3	<b>BOLT, 5/8-11 X 5" HEX HEAD GRADE 2</b>	F05009-6	2
4	<b>NUT, 5/8-11 HEX NYLON LOCK</b>	F05010-34	2
5	<b>CHAIN, #50-2 X 75.625" UP/DOWN</b>	015259	1
6	<b>LINK, #50-2 MASTER</b>	015258	2

	<b>TENSIONER ASSEMBLY, UP/DOWN CHAIN</b>	094283	1	
7	Bracket, Up/Down Chain Tensioner	094281-1	1	◆
8	Washer, M12 Flat Zinc	F81056-1	3	
9	Nut, M12-8-B Hex	F81034-1	1	
10	Spring, 14x30x3.2	090797	1	
11	Nut, M12 Hex Nylon Zinc Lock	F81034-2	1	
12	<b>PLATE SPROCKET U/D</b>	507026-1	1	
13	<b>BOLT,M8X25-8.8-B HEX HEAD FULL THREAD</b>	F81002-5	2	
14	<b>WASHER, 8.4 FLAT ZINC</b>	F81054-1	4	
15	<b>NUT, M8-8-B HEX NYLON LOCK ZINC</b>	F81032-2	2	

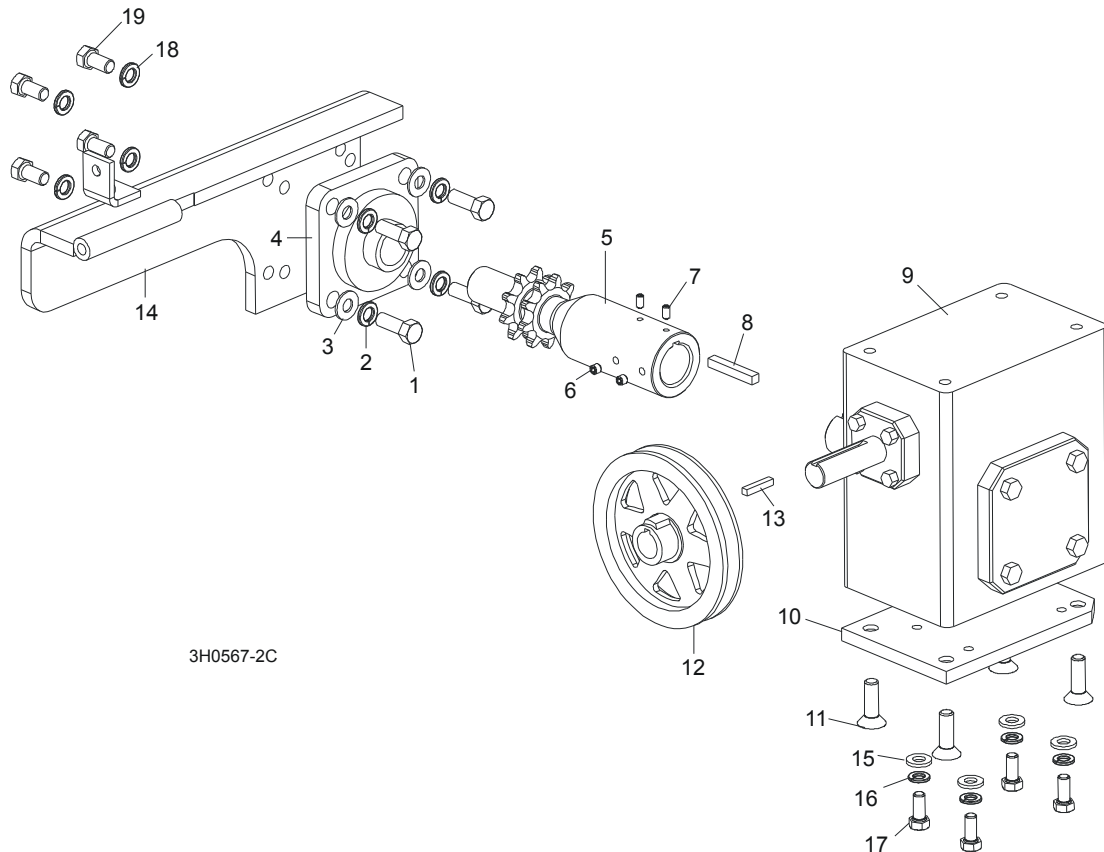
## 6.4 Up/Down Motor Assembly, LT40 Series



3H0567-1B

REF.	DESCRIPTION (◆ Indicates Parts Available In Assemblies Only)	PART #	QTY.
	<b>UP/DOWN MOTOR ASSEMBLY</b>	092818	1
1	Motor, 3/4 HP Electric	015174	1
	Brush Kit, Power Feed Motor (Includes 2 Brushes and 2 Springs)	024167	1
	Fan, 3/4 HP Leeson Motor Replacement	016087	1
	BRAKE, HPS 10.84 230VAC LT40	083607	1
2	Pulley, AK28 x 5/8"	033852	1
3	Bracket Wldmt, Up/Down Motor	095738-1	1
4	Washer, M8, Flat, Zinc	F81054-1	4
5	Bolt, M8x20mm, Hex Head, Gr 5.8 Zinc	F81002-4	4
6	Nut, M8, Hexagon, Nylon Lock Zinc	F81032-2	4
7	Guard, Up/Down Sprocket	095739-1	1
8	Washer, 10.2 Split Lock	F81055-2	2
9	Bolt, 3/8-16 x 3/4" Hex Head	F05007-27	2
10	<b>BELT, 4L245</b>	038459	1
11	<b>BOLT, M8X160-8.8-B ZINC</b>	F81002-22	1
12	<b>NUT, M8-8-B NYLON LOCK HEX ZINC</b>	F81032-2	1
13	<b>SPRING, .75" X 5" X .095" EXTENSION</b>	015569	1
14	<b>WASHER, 6.5 FLAT ZINC</b>	F81053-11	2
15	<b>NUT, M6-8-B NYLON LOCK HEX ZINC</b>	F81031-2	2
16	<b>BOLT, M6x25-8.8 ZINC</b>	F81001-20	1

6.5 Up/Down Drive Assembly, LT40 Series



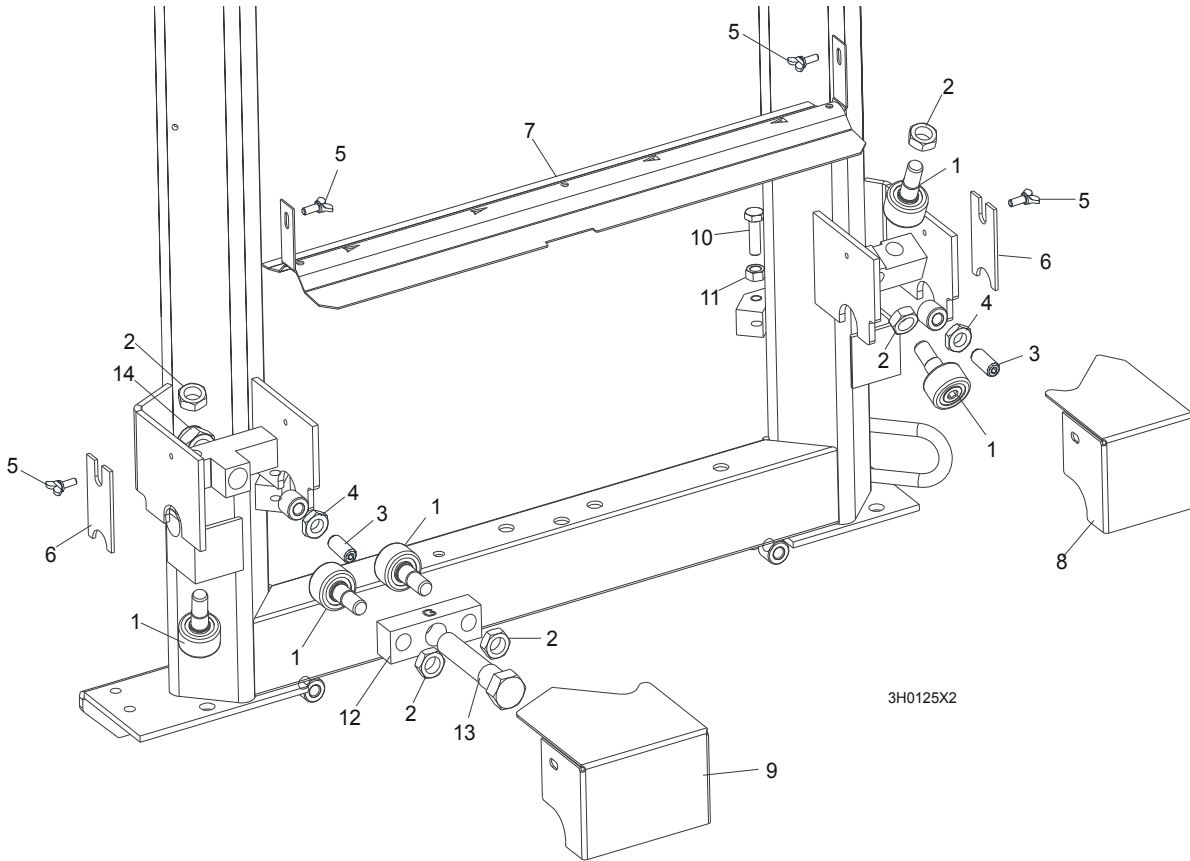
3H0567-2C

REF.	DESCRIPTION (◆ Indicates Parts Available In Assemblies Only)	PART #	QTY.
	<b>UP/DOWN DRIVE ASSEMBLY</b>	092817	1
1	Bolt, 3/8-16 x 1" Hex Head	F05007-7	4
2	Washer, 10.2 Split Lock	F81055-2	4
3	Washer, 10.5 Flat	F81055-1	4
4	Bearing, Flanged Up/Down	014090	1
5	Shaft, Up/Down Sprocket	092816-1	1
6	Screw, M8 x 8-33H	F81014-1	2
7	Screw, M8 x 8-33H	F81014-1	2
8	Key, 1/4" Square x 1 11/16" Long	S04124	1
9	Reducer, Gear Box	014074	1
10	Plate, Gear Box Spacer	095894-1	1
11	Bolt, 3/8-16 x 1" Flat Socket Head	F05007-110	4
12	Pulley, Up/Down	015256	1
13	Key, 3/16" Square x 1" Long	S31027	1
14	Bracket W/dmt, Up/Down Bearing	095893-1	1
15	<b>WASHER, 8.4 FLAT</b>	F81054-1	8
16	<b>WASHER, 8.2 SPLIT LOCK</b>	F81054-4	4
17	<b>BOLT, 5/16-18 X 1" HEX HEAD</b>	F05006-5	4
18	<b>WASHER, 10.5 SPLIT LOCK</b>	F81055-1	4
19	<b>BOLT, 3/8-16 X 3/4" HEX HEAD</b>	F05007-27	4
	<b>OIL, 8 OZ. MOBIL SHC634 BOTTLED SYNTHETIC GEAR</b>	L04869-4	1



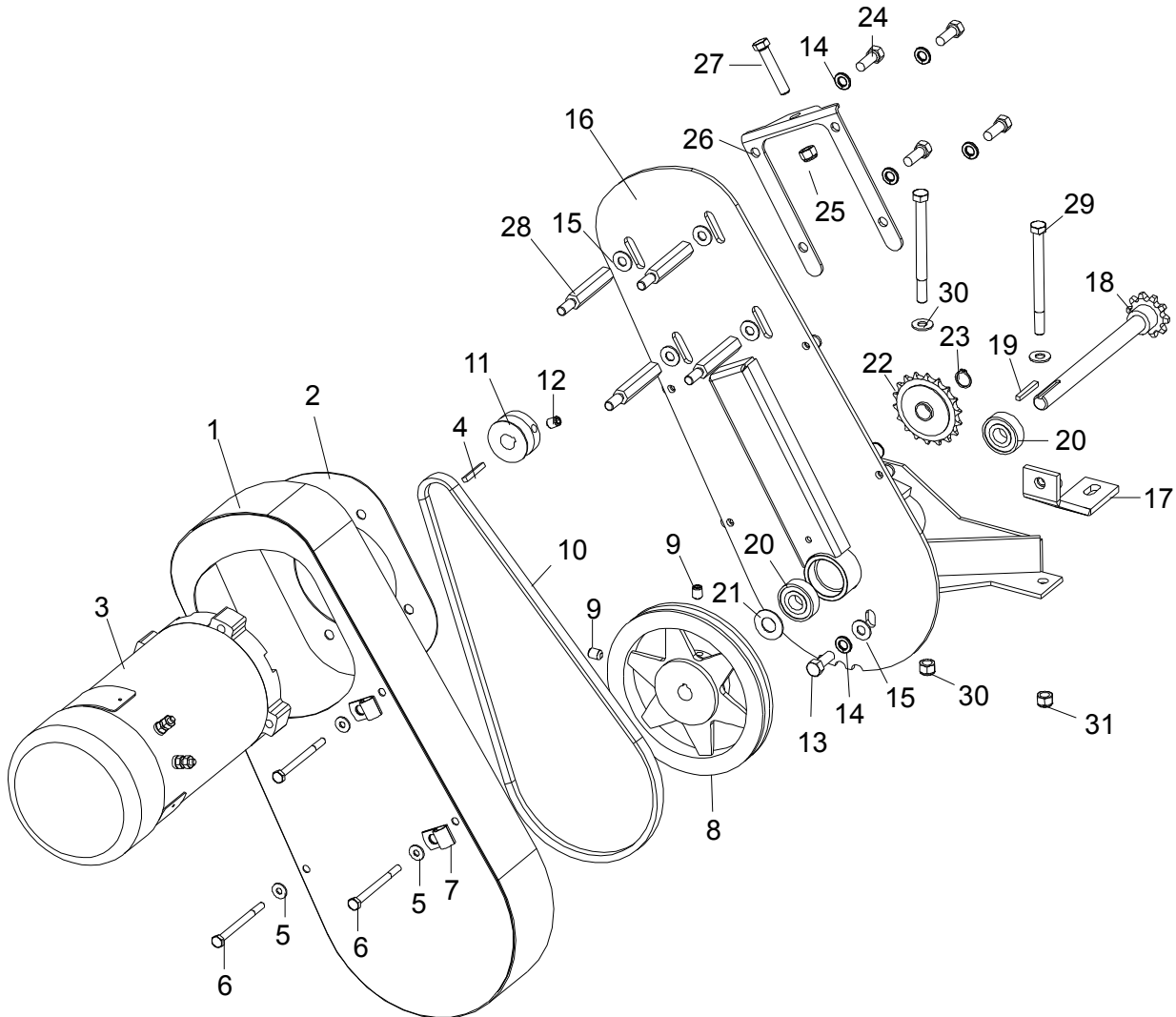
## SECTION 7 POWER FEED & TRACK ROLLERS

### 7.1 Upper Track Rollers And Wipers



REF	DESCRIPTION (◆ Indicates Parts Available In Assemblies Only)	PART #	QTY.
1	ROLLER, TRACK CAM BEARING (MCGILL)	012797	5
2	NUT, 5/8-18 HEX JAM	F05010-11	5
3	SCREW, M12 X 30 OVAL POINT SET	F81004-14	2
4	NUT, M12-8-B HEX JAM	F81034-1	2
5	SCREW, M6 X 16 THUMB	F81001-16	4
6	WIPER, PLASTIC TRACK	M04113	2
7	COVER, LT40/70 MIDDLE TRACK - SERVICE	092868-S	1
	Cover, LT40/70 Middle Track Ptd	092868-1	1
	Strip, 3/16 X 2 X 23 Felt	S09915	1
8	HOUSING, UPPER TRACK ROLLER REAR	086913-1	1
9	HOUSING, UPPER TRACK ROLLER FRONT	086914-1	1
10	BOLT, M10 X 35-8.8 HEX HEAD	F81003-17	2
11	NUT, M10-8 HEX JAM	F81033-3	2
12	BRACKET, UPPER TRACK ROLLER	086859-1	1
13	BOLT, HEX HEAD	086911	1
14	NUT, M20-8 HEX	F81037-2	1

## 7.2 Power Feed Assembly

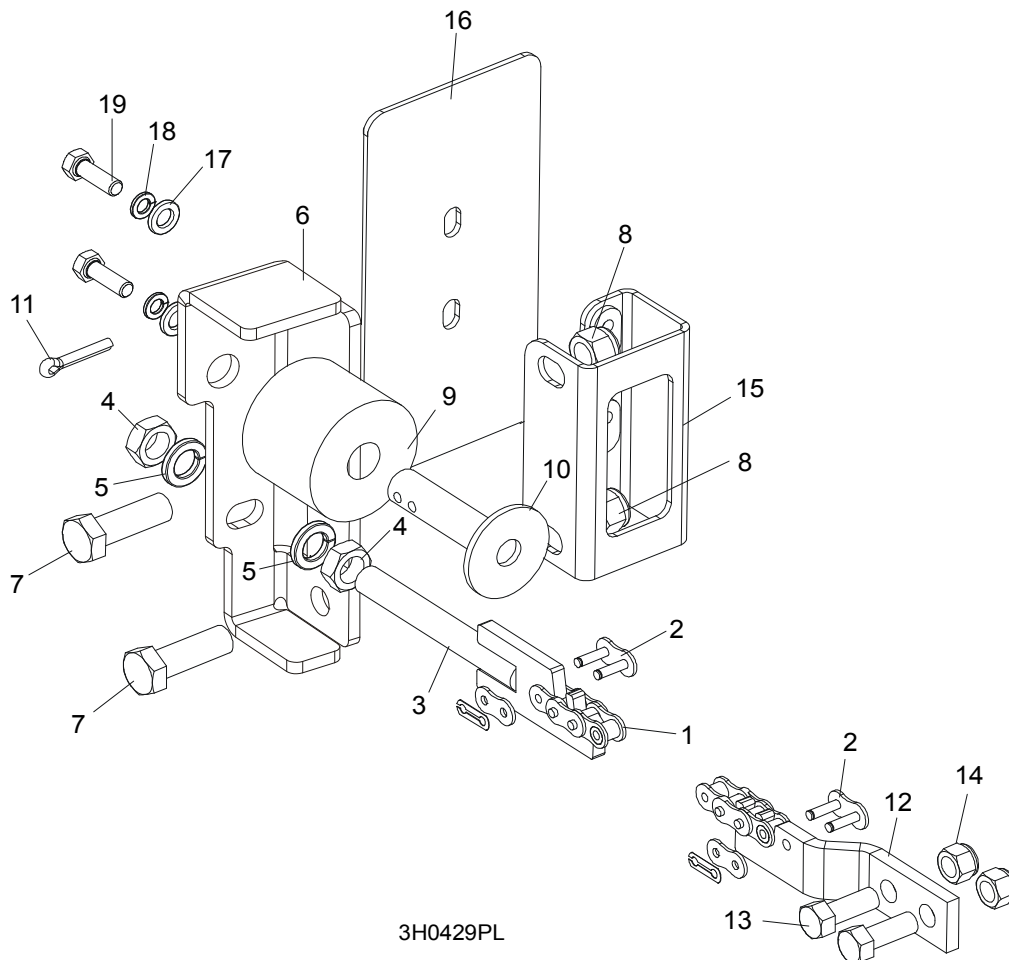


3H0619-2

REF	DESCRIPTION (◆ Indicates Parts Available In Assemblies Only)	PART #	QTY.
	<b>POWER FEED ASSEMBLY</b>	015125	1
1	Cover Weldment, Top Power Feed	015126	1
2	Plate, Power Feed Motor	015133	1
3	Motor, 3/4HP Power Feed Painted	024169	1
	Brush Kit, Leeson 3/4HP Motor (Includes 2 Brushes and 2 Springs)	024167	1
	Fan, 3/4 HP Leeson Motor Replacement	016087	1
4	Key, 3/16" Square x 1 3/8" Long	016109	1
5	Washer, 6.5 Flat	F81053-11	4
6	Bolt, M6x80 Hex Head Zinc	F81001-61	4
7	Clamp, 1/2" EMT Coated	P07584	2
8	Sheave, AK71 x 5/8" Power Feed (200ft./min.)	016088	1
9	Screw, 5/16-18 x 3/4" Cup Point Set	F05006-32	2

10	Belt, AX36 (200ft./min.)	016083	1	
11	Sheave, 1 3/4" Feed Motor	015135	1	
12	Screw, 3/8"-16 x 1/2" Cup Point Set	F05007-12	1	
13	Bolt, M10x25-8.8 Hex Head Zinc	F81003-11	1	
14	Washer, 10.2 Split Lock	F81055-2	5	
15	Washer, 10.5 Flat	F81055-1	5	
16	Bracket, Power Feed Mount	015162-1	1	
17	Brace Weldment, Power Feed Mounting	086554-1	1	
	Shaft Assembly, Power Feed with Key	016066	1	
18	Shaft Weldment, Power Feed	015129	1	◆
19	Key, 3/16" Square x 1 3/8" Long	016108	1	
20	Bearing, 6203 2RSP6-5/8 CX	095087	2	
21	Washer, 5/8" x 15/16" x .094" Nylon	F05011-19	1	
22	Sprocket, 40 Idler 18T 5/8" ID	P04333	1	
23	Ring, Z15 Outer Retaining	F81090-2	1	
24	Bolt, 3/8-16 x 3/4" Hex Head	F05007-27	4	
25	Nut, 3/8-16 Hex Nylon Lock	F05010-10	1	
26	Plate, Belt Tensioner	015134	1	
27	Bolt, 3/8-16 x 2" Full Thread Hex Head	F05007-16	1	
28	Spacer, Power Feed Motor	015136	4	
29	<b>BOLT, 3/8-16 X 4 1/2" HEX HEAD</b>	F05007-35	2	
30	<b>WASHER, 10.5 FLAT</b>	F81055-1	4	
31	<b>NUT, 3/8-16 HEX NYLON LOCK</b>	F05010-10	2	

## 7.3 Feed Chain/Stop, LT40 Series

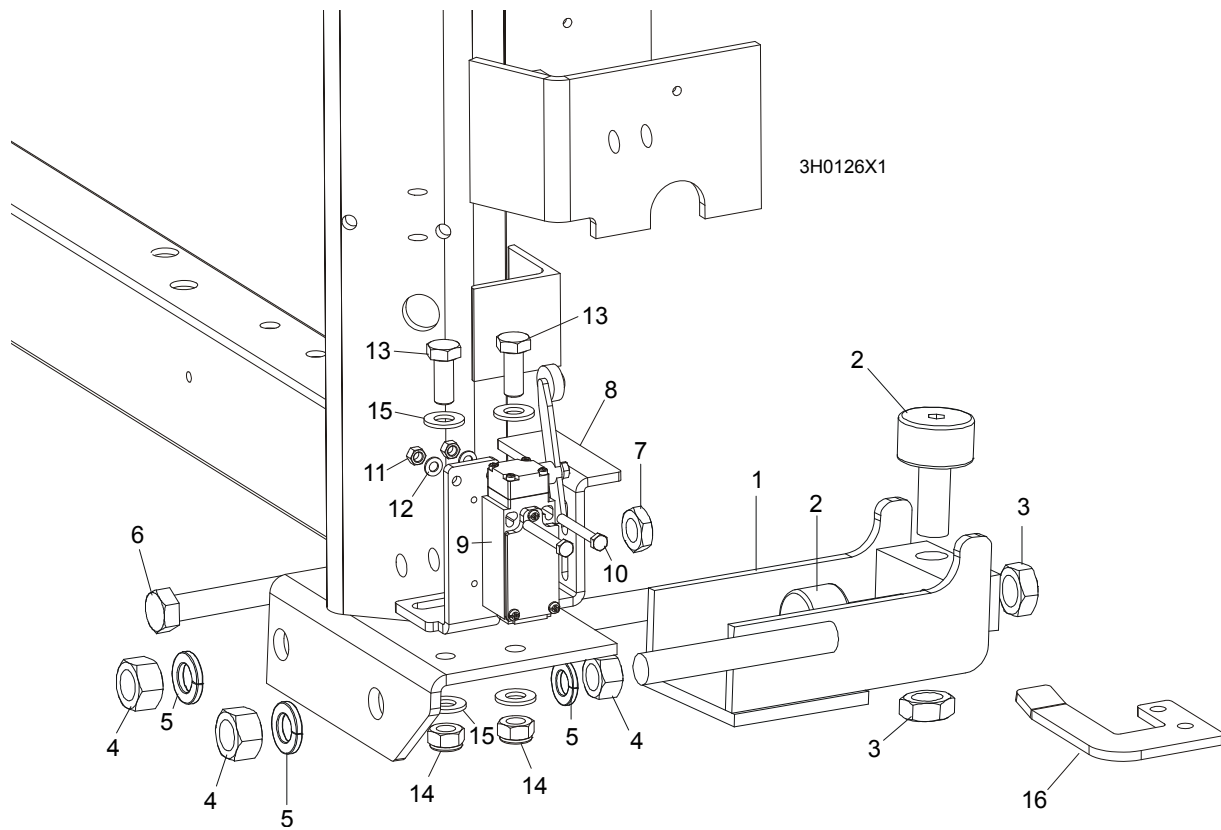


3H0429PL

REF	DESCRIPTION (◆ Indicates Parts Available In Assemblies Only)	PART #	QTY.
	<b>CHAIN KIT, LT40S FEED</b>	K10408	1
	<b>CHAIN KIT, LT40M FEED</b>	K10410	1
1	Chain, #40 X 215" LT40S Feed	014744	1
	Chain, #40 X 267.5" LT40M Feed	014745	1
2	Link, #40 Master	P04200	2
3	Tensioner Weldment, Power Feed Chain	086818-1	1
4	Nut, M12-5 Hex Jam	F81034-4	2
5	Washer, 12.2 Split Lock	F81056-2	2
6	<b>BRACKET, FEED CHAIN REAR MOUNT</b>	087628-1	1
7	<b>BOLT, M12 X 40 8.8 HEX HEAD GRADE 5</b>	F81004-4	2
8	<b>NUT, M12-8 HEX NYLON LOCK</b>	F81034-2	2
	<b>STOP KIT, RUBBER CARRIAGE</b>	K09630	2
9	Stop, Rubber Carriage	P12165	1
10	Pin, Rubber Carriage Stop	W09293	1
11	Pin, 3/16" X 1" Cotter	F05012-21	1
12	<b>BRACKET, FRONT FEED CHAIN MOUNT</b>	095733-1	1
13	<b>BOLT, M10x25 8.8 HEX HEAD</b>	F81003-31	2
14	<b>NUT, M10-8-B HEX NYLON LOCK</b>	F81033-1	2
15	<b>BRACKET WELDMENT, REAR MAIN TUBE COVER MOUNT</b>	087105-1	1

16	COVER, REAR MAIN TUBE	015023	1	
17	WASHER, 8.4 FLAT	F81054-1	2	
18	WASHER, 8.2 SPLIT LOCK	F81054-4	2	
19	BOLT, M8x25-8.8 HEX HEAD	F81002-5	2	

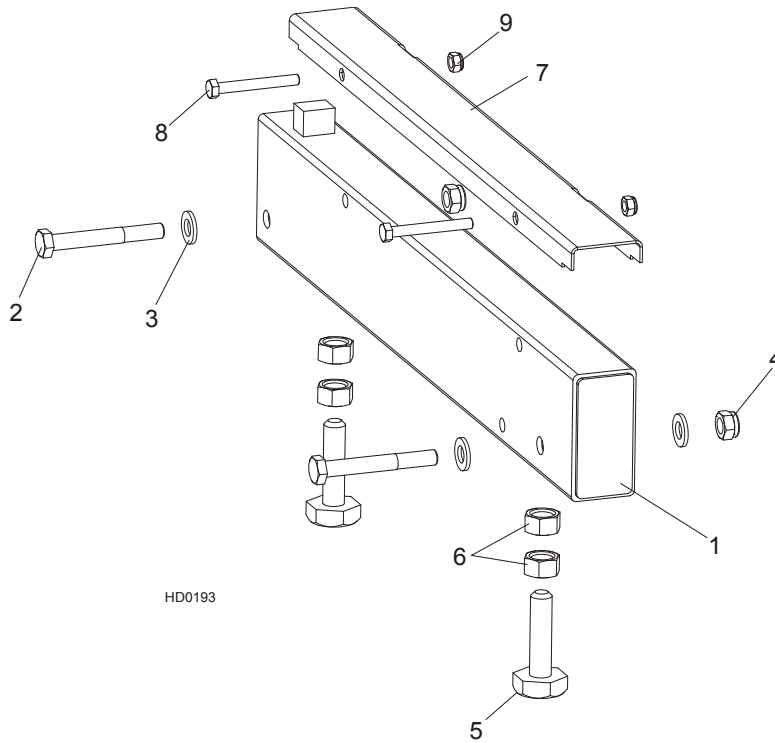
**7.4 Lower Track Rollers**



REF	DESCRIPTION (◆ Indicates Parts Available In Assemblies Only)	PART #	QTY.
	<b>ROLLER ASSEMBLY, LOWER TRACK</b>	098741	2
1	Bracket, Lower Track Roller Mounting	098740-1	1
2	Roller, Track Cam Bearing (McGill)	012797	2
3	Nut, 5/8-18 Hex Jam	F05010-11	2
4	Nut, M16, Hexagon, Grade 5.8 Plain	F81036-1	4
5	Washer, 16.3 Split Lock	F81058-2	4
6	<b>BOLT, M12 X 55-8.8 HEX HEAD FULL THREAD</b>	F81004-12	2
7	<b>NUT, M12-8-B HEX JAM</b>	F81034-1	2
8	<b>BRACKET, POWER SUPPLY STRIP AND LIMIT SWITCH</b>	086380-1	1
9	<b>SWITCH, GLCB01A2B LIMIT</b>	086469	1
10	<b>BOLT, M5 X 40 8.8 HEX HEAD</b>	F81000-11	2
11	<b>NUT, M5-8</b>	F81030-1	2
12	<b>WASHER, 5.3 FLAT</b>	F81052-1	2
13	<b>BOLT, M10 X 25 8.8</b>	F81003-11	2
14	<b>NUT, M10 NYLON</b>	F81033-1	2
15	<b>WASHER, 10.5 FLAT</b>	F81055-1	2
16	<b>BRACKET, LIMIT SWITCH</b>	091852-1	1

**SECTION 8 BED FRAME ASSEMBLY**

**8.1 Bed Rail Assembly, Front (LT40/70M Super)**

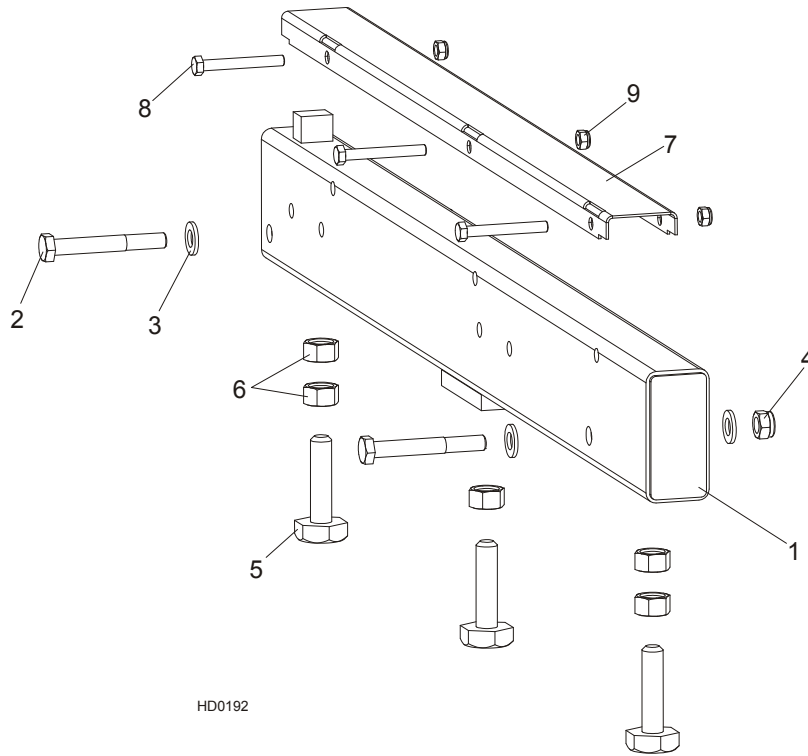


REF	DESCRIPTION (◆ Indicates Parts Available In Assemblies Only)	PART#	QTY.
1	<b>BED RAIL ASSEMBLY, FRONT - LT70M SUPER</b>	095646	1
2	Bolt, M12 x 90-8.8 Hex Head	F81004-2	2
3	Washer, 13 SAE Flat	F81056-1	4
4	Nut, M12-8 Hex Nylon Lock	F81034-2	2
5	Bolt, M16 Bed Rail Adjustment	505006	2
6	Nut, M16-5-B Hex Head Zinc	F81036-5	4
7	<b>COVER, 22.75 SS LT50 PIVOT</b>	S13012	1
8	<b>BOLT, M8X65-5.8 ZINC HEX HEAD</b>	F81002-3	2
9	<b>NUT, M8-8-B HEX NYLON ZINC LOCK</b>	F81032-2	2

# 8 BED FRAME ASSEMBLY

*Bed Rail Assembly, Middle (LT40/70M Super)*

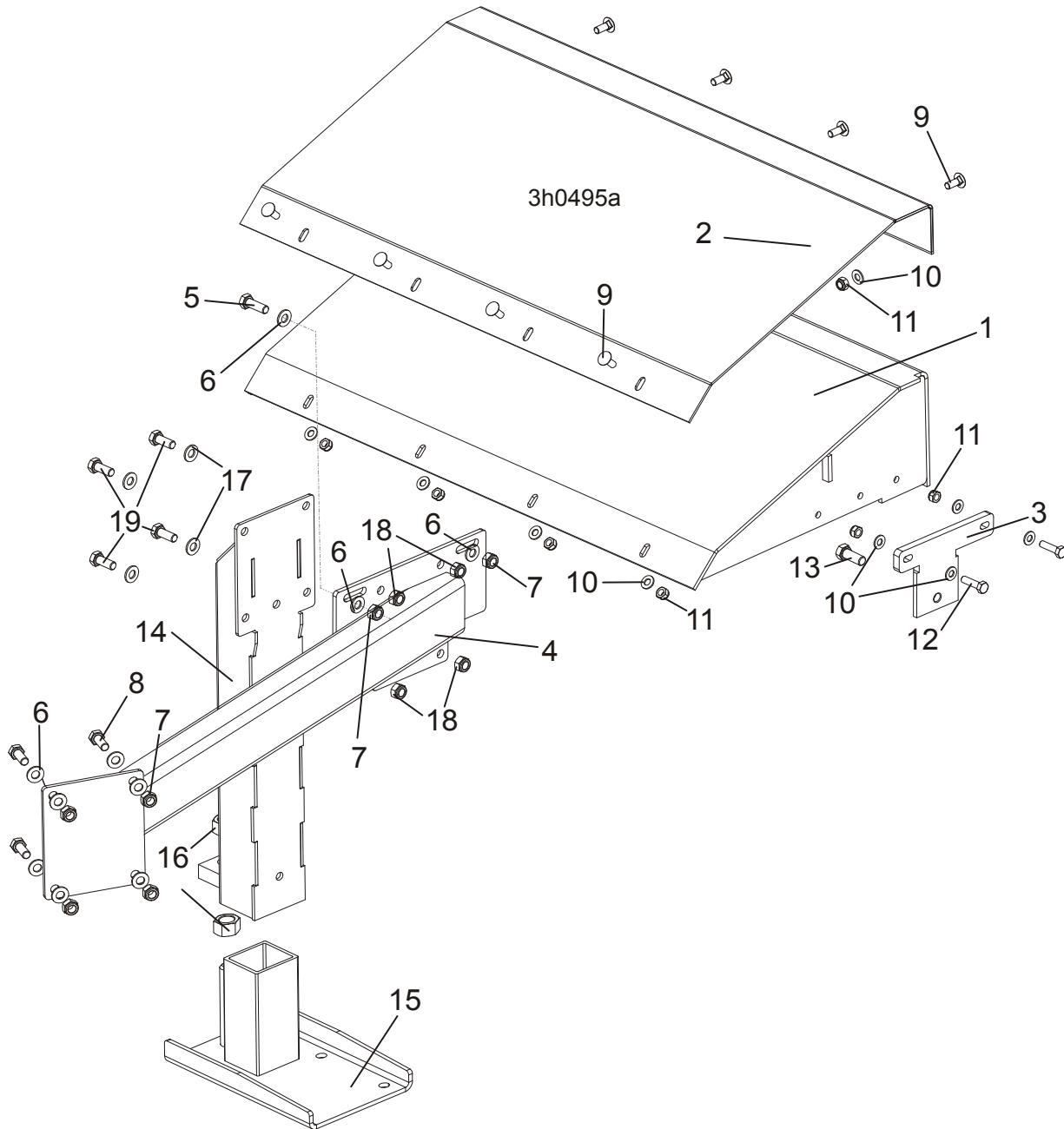
## 8.2 Bed Rail Assembly, Middle (LT40/70M Super)



REF	DESCRIPTION (◆ Indicates Parts Available In Assemblies Only)	PART#	QTY.
1	BED RAIL ASSEMBLY, MIDDLE - LT70M SUPER	096478	1(4)
	BED RAIL ASSEMBLY, MIDDLE W/HOLE - LT70M SUPER	096993	1
	BED RAIL ASSEMBLY, MIDDLE (POWER ROLLER) - LT70M SUPER	095650	1
2	Bolt, M12 x 90-8.8 Hex Head	F81004-2	2
3	Washer, 13 SAE Flat	F81056-1	4
4	Nut, M12-8 Hex Nylon Lock	F81034-2	2
5	Bolt, M16 Bed Rail Adjustment	505006	3
6	Nut, M16-5-B Hex Head Zinc	F81036-5	5
7	COVER, STAINLESS STEEL BED RAIL	S09944	1
8	BOLT, M8X65-5.8 ZINC HEX HEAD	F81002-3	3
9	NUT, M8-8-B HEX NYLON ZINC LOCK	F81032-2	3



**8.3 Board Removal Assembly, "Super" Series Stationary Sawmills w/"M" Frame**

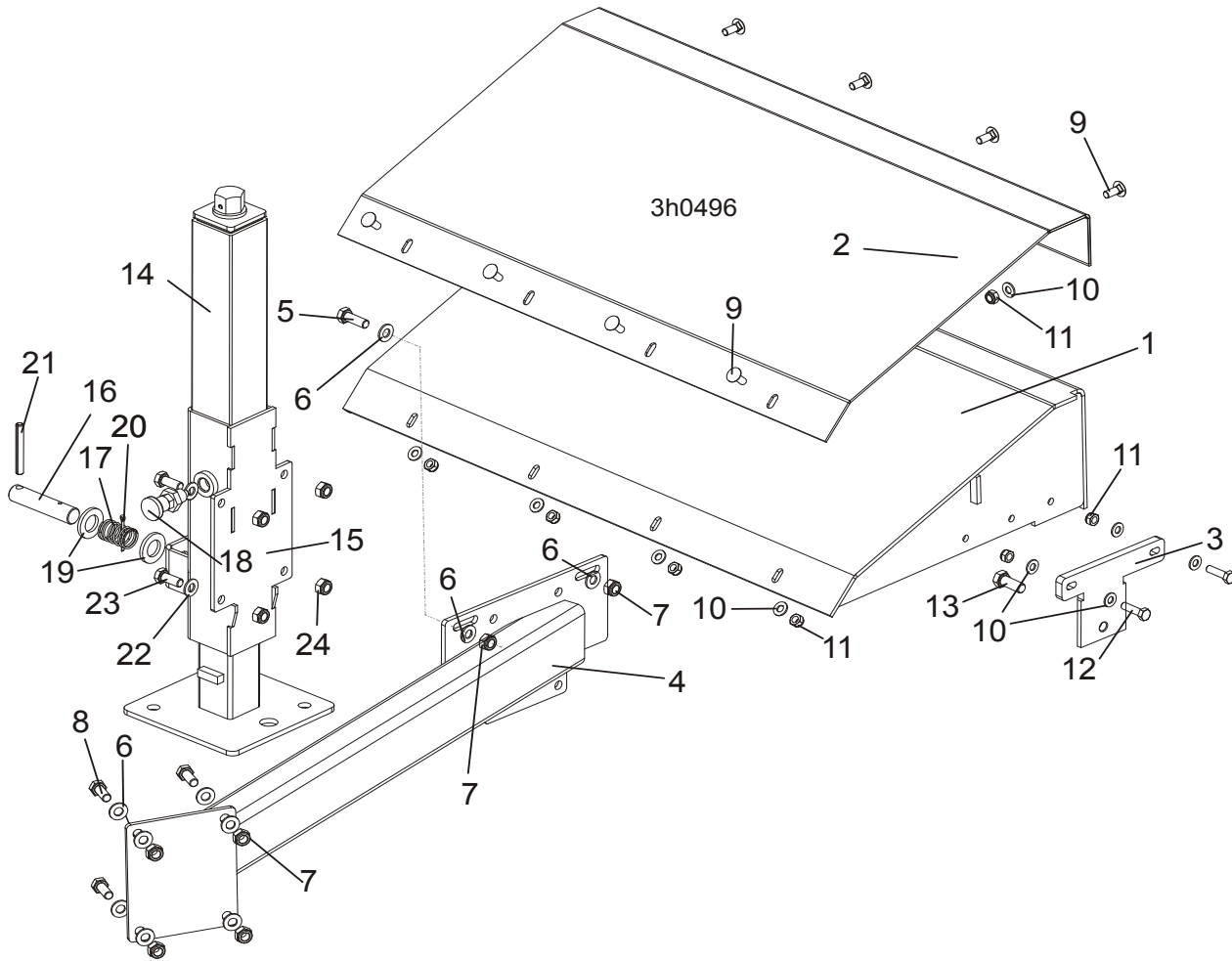


REF.	DESCRIPTION (◆ Indicates Parts Available In Assemblies Only)	PART#	QTY.
	<b>BOARD REMOVAL ASSEMBLY, LT40" M AH/DH2-7 SUPER</b>	<b>100662</b>	<b>1</b>
	<b>BOARD REMOVAL ASSEMBLY, LT70" M AH/DH2-7 SUPER</b>	<b>100663</b>	<b>1</b>
	BOARD REMOVAL ASSEMBLY <a href="#">See Section 4.3</a>	087839-1	1
	BOARD REMOVAL ASSEMBLY <a href="#">See Section 4.3</a> (FOR LT70 SAWMILLS)	092757	1
	<b>TABLE, "M" FRAME SUPER COMPLETE</b>	<b>100674</b>	<b>1</b>
<b>1</b>	Table, "M" Frame	100672-1	1
<b>2</b>	Plate, Table Top	099946	1
<b>3</b>	Plate, "M" Frame Super Leg Mount	100675-1	1

**BED FRAME ASSEMBLY***Board Removal Assembly, "Super" Series Stationary Sawmills w/"M" Frame*

4	Tube Weldment, "M" Frame Super Table Support	100670-1	1	
5	Bolt, M10x30-5.8 Hex Head Full Thread Zinc	F81003-2	2	
6	Washer, 10.5 Flat Zinc	F81055-1	12	
7	Nut, M10-8-B Hex Nylon Zinc Lock	F81033-1	6	
8	Bolt, M10x25-8.8 Hex Head Full Thread Zinc	F81003-11	4	
9	Bolt, M8x20-8.8 Carriage Head Zinc	F81002-11	8	
10	Washer, 8.4 Flat Zinc	F81054-1	13	
11	Nut, M8-8-B Hex Nylon Zinc Lock	F81032-2	10	
12	Bolt, M8x30-5.8 Hex Head Full Thread Zinc	F81002-2	2	
13	Bolt, M12x30-8.8 Hex Head Full Thread Zinc	F81004-22	1	
	<b>LEG, LEFT STATIONARY ADJUSTABLE</b>	<b>501639</b>	<b>1</b>	
14	Leg Weldment - Upper Part	500545-1	1	
15	Wide Foot - Adjustable Legs	501084-1	1	
16	Nut, M20-8 Hex Zinc	F81037-1	2	
17	Washer, 10.5 Flat Zinc	F81055-1	4	
18	Nut, M10-8-B Hex Nylon Zinc Lock	F81033-1	4	
19	Bolt, M10x25-8.8 Hex Head Full Thread Zinc	F81003-11	4	

**8.4 Board Removal Assembly, Portable "Super" Series Sawmills w/"M" Frame**

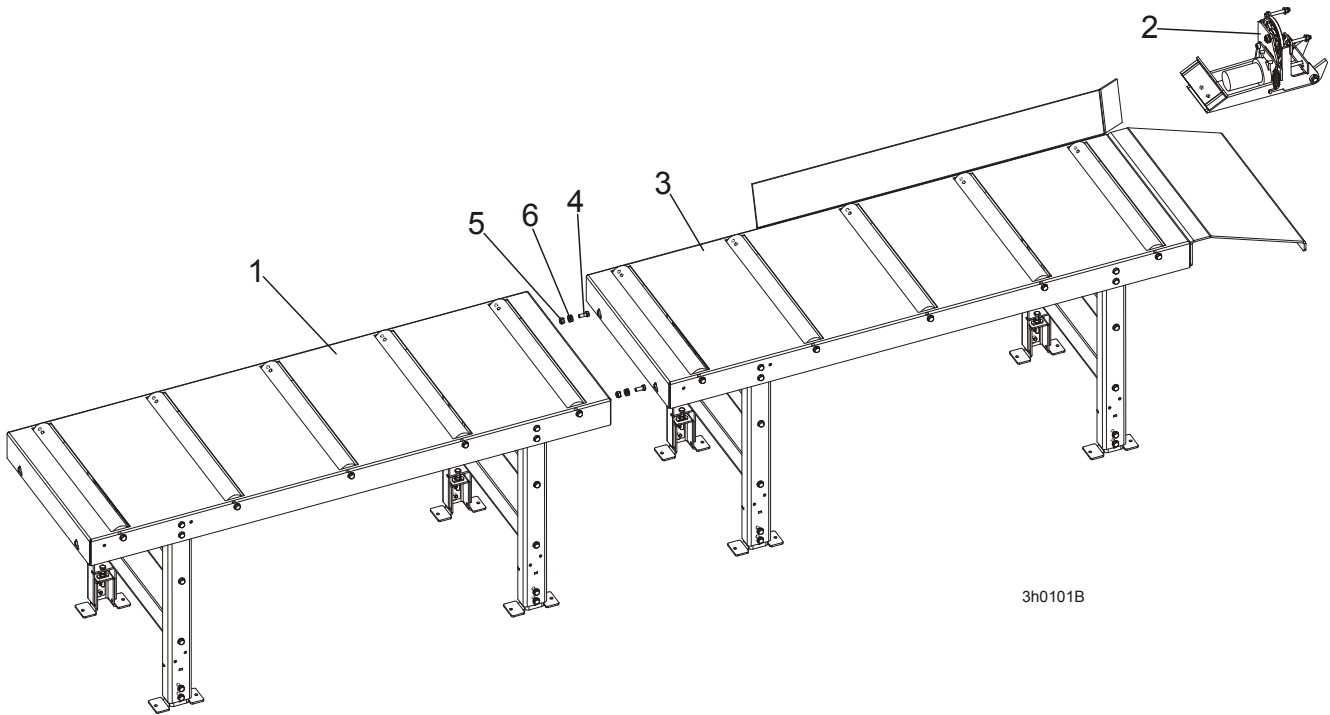


REF.	DESCRIPTION (◆ Indicates Parts Available In Assemblies Only)	PART#	QTY.
	<b>BOARD REMOVAL ASSEMBLY, LT40MAH/DHS2-7SUPER PORTABLE</b>	<b>506532</b>	<b>1</b>
	<b>BOARD REMOVAL ASSEMBLY, LT70MAH/DHS2-7SUPER PORTABLE</b>	<b>506533</b>	<b>1</b>
	BOARD REMOVAL ASSEMBLY <a href="#">See Section 4.3</a>	087839-1	1
	BOARD REMOVAL ASSEMBLY <a href="#">See Section 4.3</a> (FOR LT70 SAWMILLS)	092757	1
	<b>TABLE ASSEMBLY, "M" FRAME SUPER PORTABLE</b>	<b>506534</b>	<b>1</b>
1	Table, "M" Frame	100672-1	1
2	Plate, Table Top	099946	1
3	Plate, "M" Frame SUPER Leg Mount	100675-1	1
4	Tube Weldment, "M" Frame Super Table Support	100670-1	1
5	Bolt, M10x30-5.8 Hex Head Full Thread Zinc	F81003-2	2
6	Washer, 10.5 Flat Zinc	F81055-1	12
7	Nut, M10-8-B Hex Nylon Zinc Lock	F81033-1	6
8	Bolt, M10x25-8.8 Hex Head Full Thread Zinc	F81003-11	4
9	Bolt, M8x20-8.8 Carriage Head Zinc	F81002-11	8
10	Washer, 8.4 Flat Zinc	F81054-1	13
11	Nut, M8-8-B Hex Nylon Zinc Lock	F81032-2	10

**BED FRAME ASSEMBLY***Board Removal Assembly, Portable "Super" Series Sawmills w/"M" Frame*

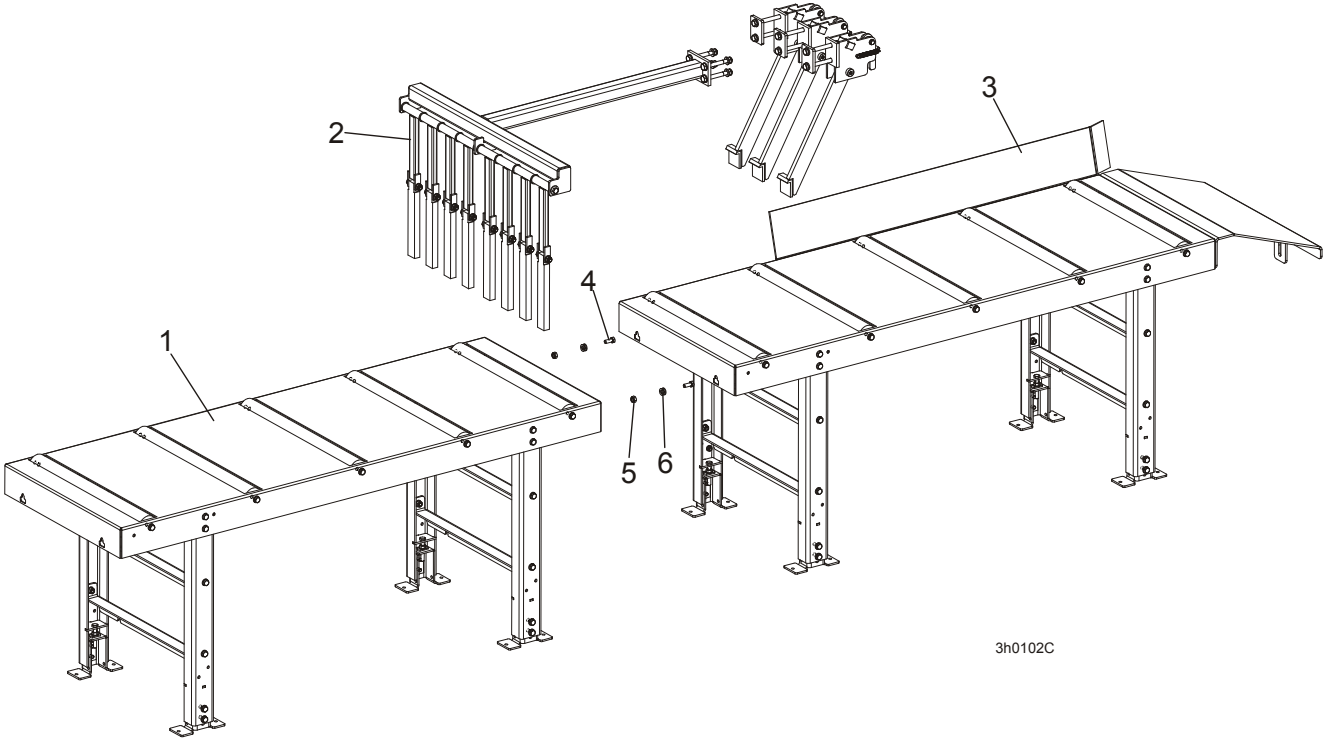
12	Bolt, M8x30-5.8 Hex Head Full Thread Zinc	F81002-2	2	
13	Bolt, M12x30-8.8 Hex Head Full Thread Zinc	F81004-22	1	
	<b>LEG, COMPLETE SIDE FAO</b>	<b>094583</b>	<b>1</b>	
14	BASE WELDMENT, FINE ADJUST OUTRIGGER LEG	093589	1	
15	GUIDE WELDMENT, SIDE FAO LEG	504243-1	1	
16	PIN, OUTRIGGER ZINC-PLATED	087012-1	1	
17	SPRING, 21 DIA.x38x2 ZINC-PLATED	087040	1	
18	PIN, DETENT	090197	1	
19	WASHER, 21 FLAT ZINC	F81059-2	2	
20	PIN, S-Zn 4x25 COTTER	F81043-2	1	
21	PIN, 8x65 ROLL ZINC	F81046-1	1	
22	WASHER, 10.5 FLAT ZINC	F81055-1	4	
23	BOLT, M10x25-8.8 HEX HEAD FULL THREAD ZINC	F81003-11	4	
24	NUT, M10-8-B HEX NYLON ZINC LOCK	F81033-1	4	

**8.5 Board Return Assembly - (LT40M Super Option)**



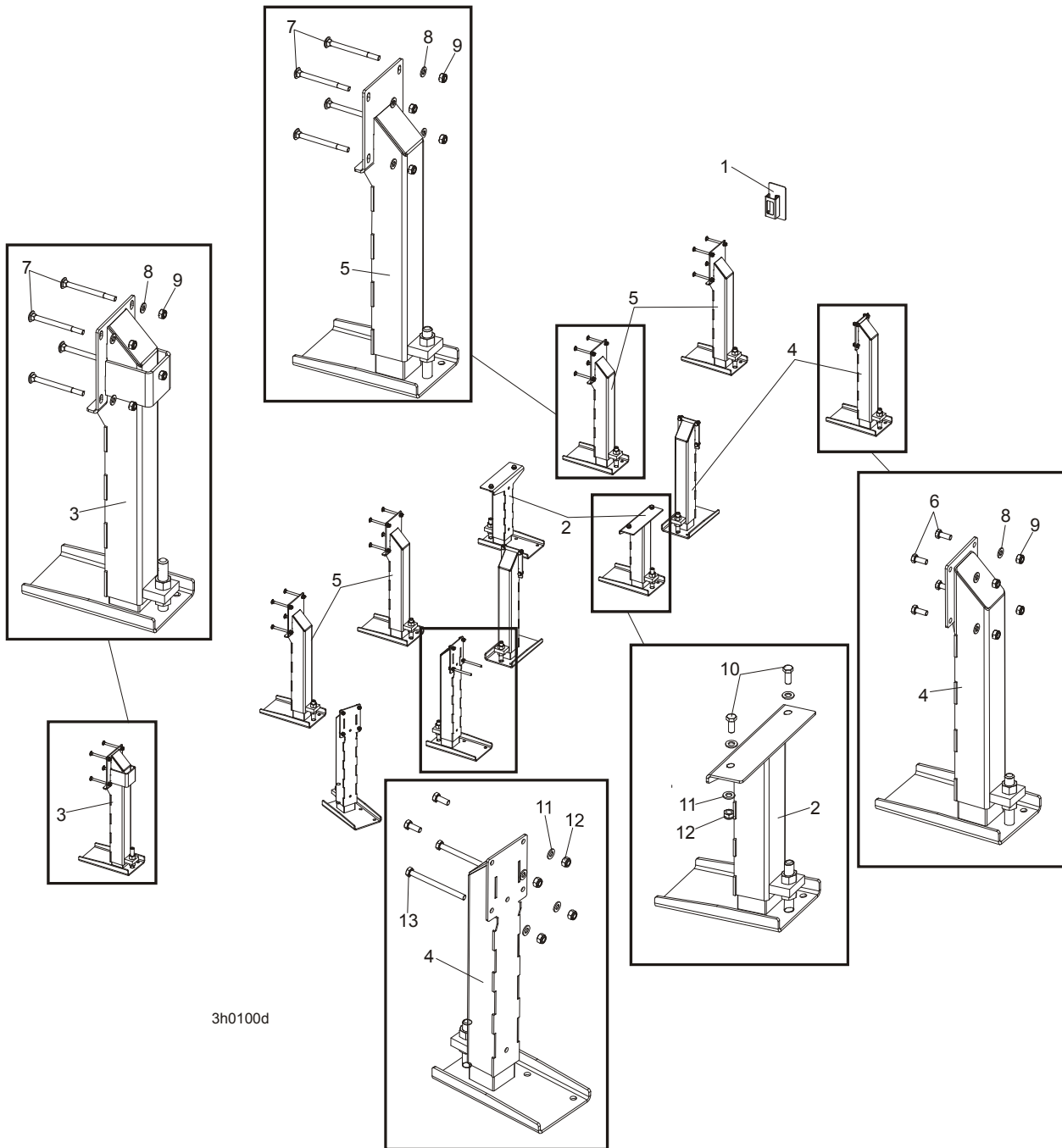
REF	DESCRIPTION (◆ Indicates Parts Available In Assemblies Only)	PART #	QTY.
	<b>TABLE, LT40M SUPER DOUBLE</b>	502793	1
1	TABLE, M FRAME MODULE REAR	502539	1
	TABLE, LT40M SUPER LONG	502795	1
2	BOARD RETURN ASSEMBLY <a href="#">See Section 4.5</a>	087839-1	1
3	TABLE, M FRAME MODULE REAR	502538	1
4	BOLT, M10x25-8.8-Fe/Zn5 PN-M/82101	F81003-11	2
5	NUT, M10-8-B NYLON HEX ZINC LOCK	F81033-1	2
6	WASHER, 10.5 FLAT ZINC	F81055-1	4

**8.6 Board Return Assembly - (LT70M Super Option)**



REF	DESCRIPTION (◆ Indicates Parts Available In Assemblies Only)	PART #	QTY.
	<b>TABLE, LT70M SUPER DOUBLE</b>	502792	1
1	TABLE, M FRAME MODULE REAR	502539	1
	TABLE, LT40M SUPER LONG	502794	1
2	BOARD RETURN ASSEMBLY <a href="#">See Section 4.5</a>	092757	1
3	TABLE, M FRAME MODULE REAR	502538	1
4	BOLT, M10x25-8.8-Fe/Zn5 PN-M/82101	F81003-11	2
5	NUT, M10-8-B NYLON HEX ZINC LOCK	F81033-1	2
6	WASHER, 10.5 FLAT ZINC	F81055-1	4

**8.7 Stationary Leg Kit, M Super Frame**

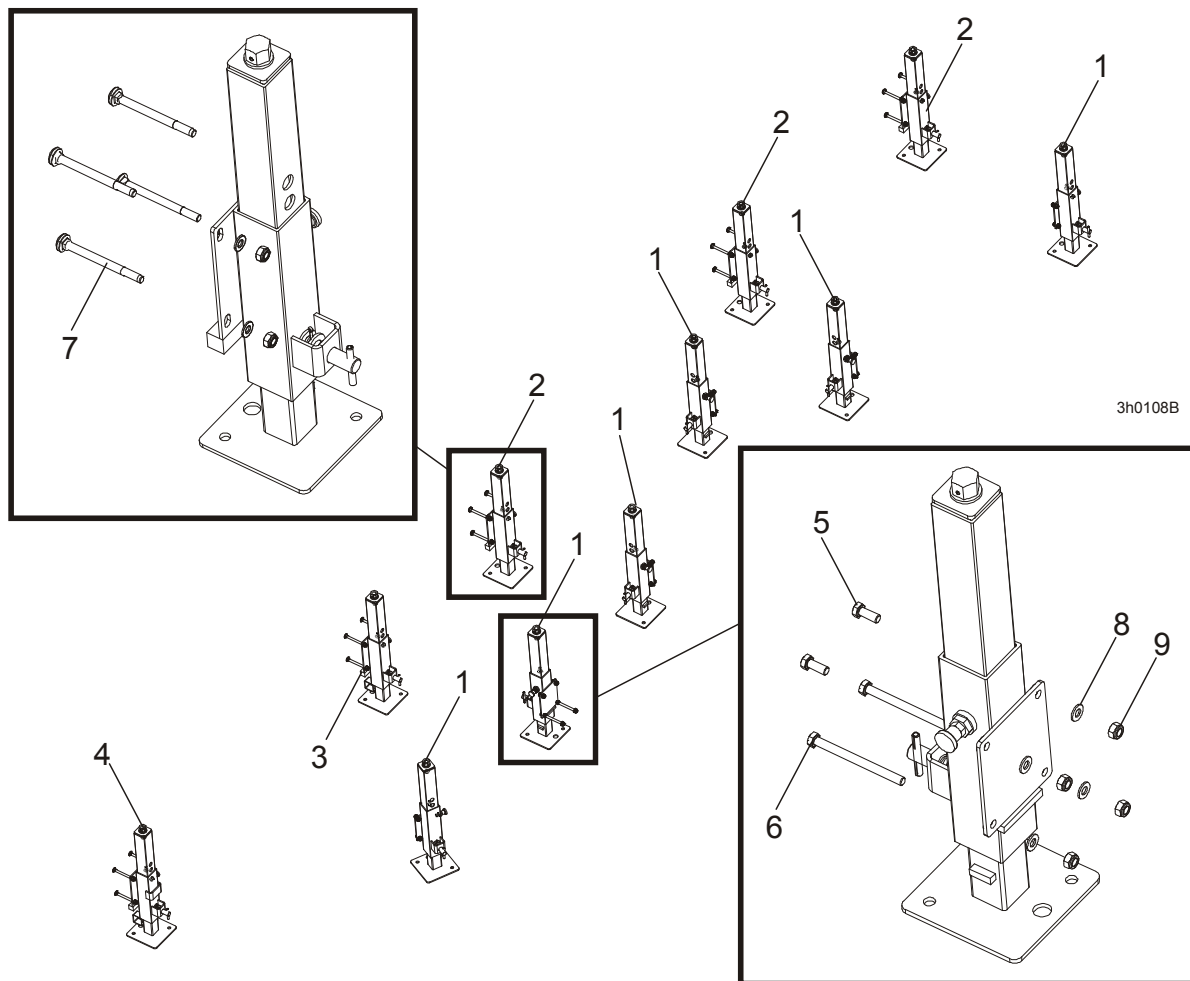


3h0100d

REF	DESCRIPTION (◆ Indicates Parts Available In Assemblies Only)	PART #	QTY.
	<b>STATIONARY LEG KIT, M SUPER FRAME</b>	<b>097299</b>	<b>1</b>
1	COVER ASSEMBLY, MAIN TUBE	093052	1
2	LEG, OUTRIGGER STATIONARY MIDDLE	501637	2
3	LEG, OUTRIGGER STATIONARY W/BOARD RETURN TABLE BRACKET	501638	1
4	LEG, OUTRIGGER STATIONARY LEFT	501639	5

5	LEG, OUTRIGGER STATIONARY RIGHT	501640	4	
6	Bolt, M10-1.5x25mm HH Gr8.8	F81003-11	20	
7	BOLT, M10X120 8.8 FE/ZN5	F81003-33	20	
8	WASHER, 10.5 FLAT ZINC	F81055-1	40	
9	NUT, M10-8-B HEX NYLON ZINC LOCK	F81033-1	40	
10	BOLT, M12X30-8.8 HEX HEAD FULL THREAD ZINC	F81004-22	4	
11	WASHER, 13 FLAT ZINC	F81056-1	8	
12	NUT, M12-8 HEX NYLON ZINC LOCK	F81034-2	4	
13	BOLT, M10x125-8.8 HEX HEAD ZINC	F81003-18	2	

## 8.8 Outrigger Leg Kit, M Super Frame

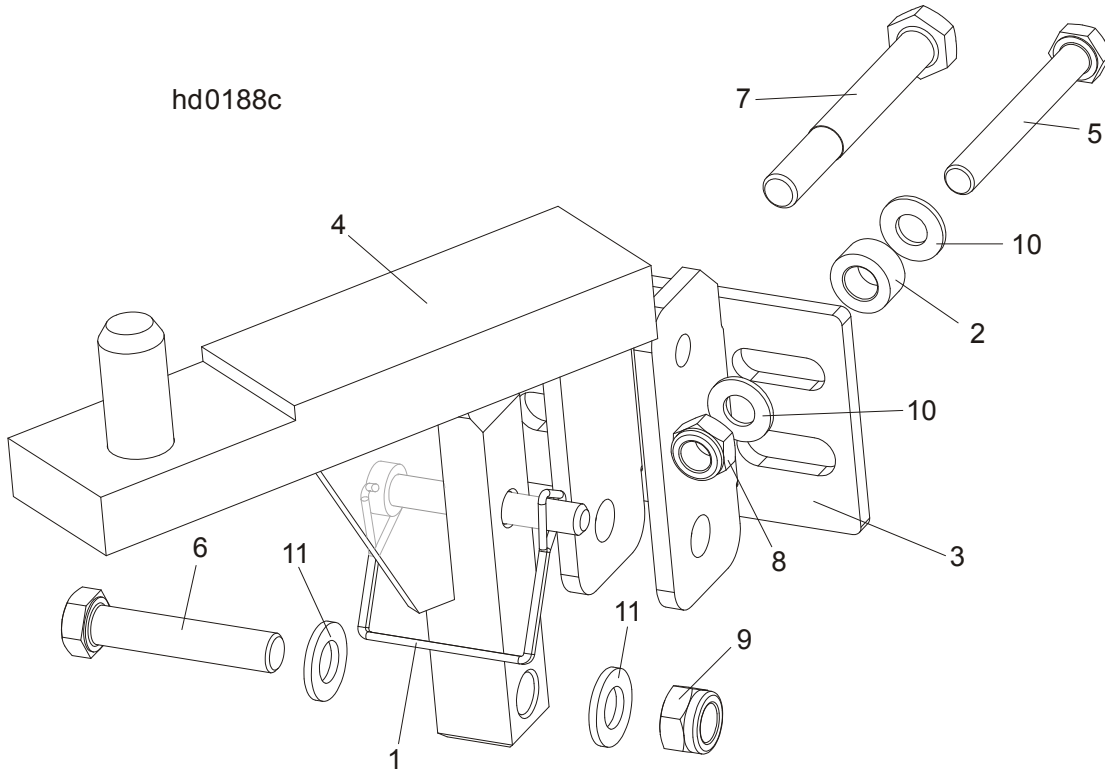


REF	DESCRIPTION (◆ Indicates Parts Available In Assemblies Only)	PART#	QTY.	
	<b>OUTRIGGER LEG KIT, M SUPER FRAME</b>	095707	1	
1	FINE ADJUST OUTRIGGER ASSEMBLY, SIDE	094583	6	
2	FINE ADJUST OUTRIGGER ASSEMBLY, MIDDLE AND REAR	094584	3	
3	FINE ADJUST OUTRIGGER ASSEMBLY, S & M FRAME	094586	1	
4	FINE ADJUST OUTRIGGER ASSEMBLY, FRONT	094587	1	




5	BOLT, M10-1.5X25MM HH GR8.8	F81003-11	18	
6	BOLT, M10x125-8.8 HEX HEAD ZINC	F81003-18	2	
7	BOLT, M10X120 8.8 FE/ZN5	F81003-33	16	
8	WASHER, 10.5 FLAT ZINC	F81055-1	36	
9	NUT, M10-8-B HEX NYLON ZINC LOCK	F81033-1	36	

### 8.9 LT40/70M Saw Head Rest Pin Assembly



REF	DESCRIPTION (◆ Indicates Parts Available In Assemblies Only)	PART#	QTY.	
	<b>SAW HEAD REST PIN W/LATCH CLAMP, LT70S/M</b>	094660	1	
1	PIN, 3/8 x 2 1/4 SQ WIRE LOCK	014151	1	
2	BUSHING, ZINC-PLATED SPACER	090936-1	1	
3	BRACKET, LT40 SAW HEAD REST PIN MOUNT	092765-1	1	
4	PIN WLDMT, LT70S/M SAW HEAD REST	094658-1	1	
5	BOLT, M10 X 80 -8.8- FE/ZN5 HEX HEAD	F81003-50	1	
6	BOLT, M12X60MM, HEX HEAD GR 8.8	F81004-5	1	
7	BOLT, M12x95 -8.8- HEX HEAD ZINC-PLATED	F81004-29	1	
8	NUT, M10-8-B HEX NYLON ZINC LOCK	F81033-1	1	
9	NUT, M12-8 HEX NYLON ZINC LOCK	F81034-2	1	
10	WASHER, 10.5 FLAT ZINC	F81055-1	2	
11	WASHER, 13 FLAT ZINC	F81056-1	2	

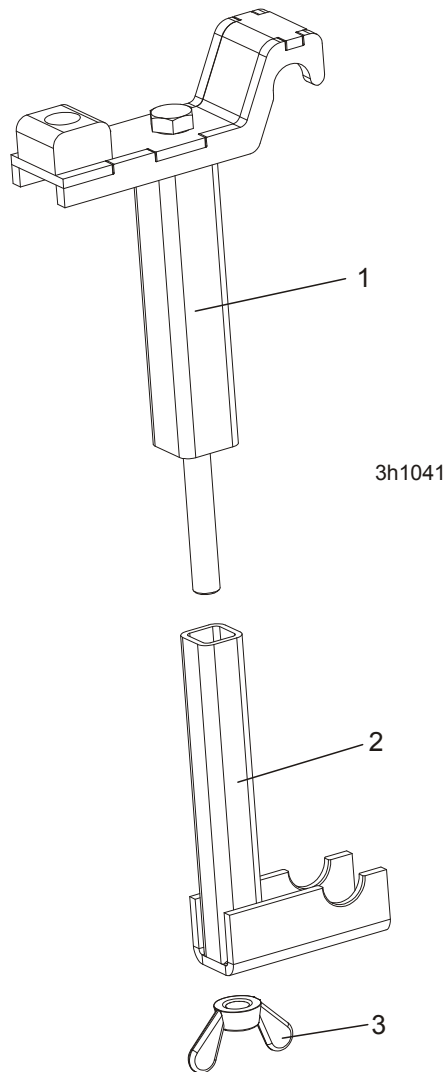
**8.10 Tie Down Chain Assembly**



SM0129

REF	DESCRIPTION (◆ Indicates Parts Available In Assemblies Only)	PART #	QTY.	
	<b>CHAIN ASSEMBLY, TIE DOWN</b>	A04376-1	1	
1	Hook, 5/8" Safety Chain	P12075	1	
2	Screw Closed Chain Link, 10	100767	1	
3	Chain, N-10 x 35, 6 Links	100951	1	

**8.11 Blockade Control Box LT40**

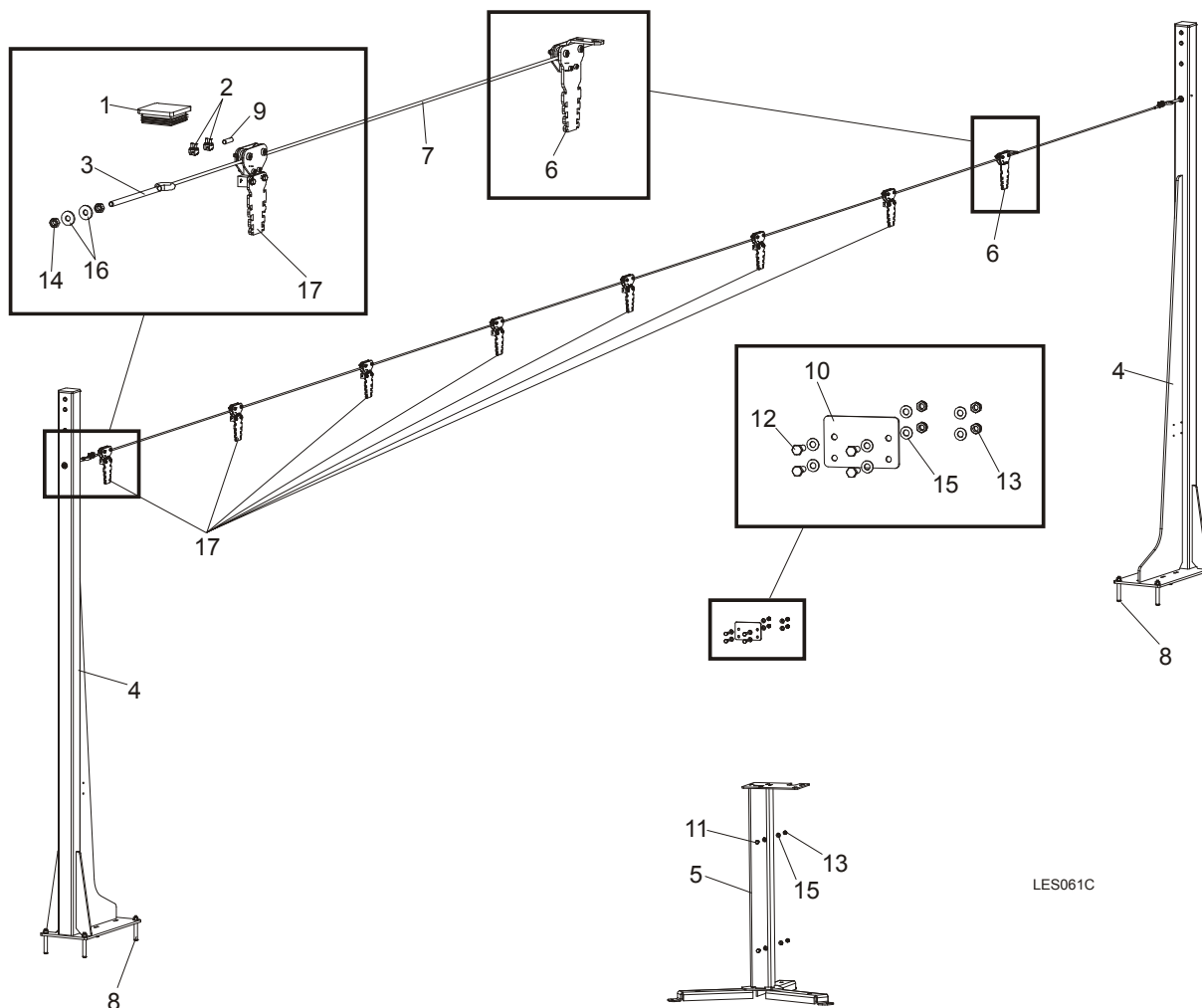


REF	DESCRIPTION (◆ Indicates Parts Available In Assemblies Only)	PART #	QTY.	
	<b>BLOCKADE CONTROL BOX LT40/70 (M SUPER FRAME)</b>	<b>506987</b>	<b>1</b>	
1	UPPER CONTROL BOX BLOCKADE	506983-1	1	
2	LOWER CONTROL BOX BLOCKADE	506985-1	1	
3	NUT, M16 WING	F81036-3	1	

# 8 BED FRAME ASSEMBLY

Remote Equipment Option

## 8.12 Remote Equipment Option



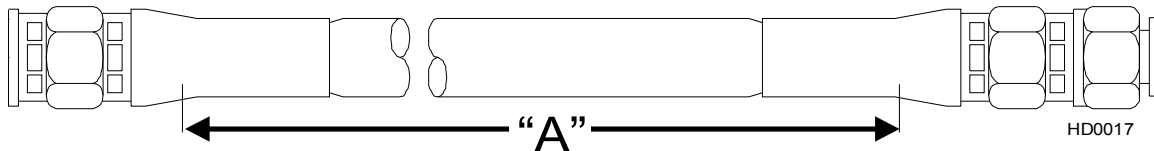
LES061C

REF.	DESCRIPTION (◆ Indicates Parts Available In Assemblies Only)	PART #	QTY.
	<b>EQUIPMENT, LT20B REMOTE COMPLETE</b>	501649	1
1	CAP, EDGER FRAME	089644	2
2	CLAMP, LT20 STRING	091614	4
3	TENSIONER, ZINC-PLATED	500846-1	2
4	COLUMN, LT20B LINE GUIDE	503600-1	2
5	STAND, LT20B CONTROL BOX	501651-1	1
6	PULLEY, STATIONARY	504264	1
7	CABLE, 6MM (11,5 M) STEEL	504279	1
8	PIN, LT 16X120	501877	8
9	POINTER, 6MM STEEL CABLE	504280-1	2
10	CAP, LT20B REMOTE CONTROL BOX	501879-1	1
11	BOLT, M8X20-5.8 HEX HEAD FULL THREAD ZINC	F81002-1	2
12	BOLT, M8x25-8.8-B HEX HEAD FULL THREAD ZINC	F81002-5	4

<b>13</b>	NUT, M8-8-B HEX NYLON ZINC LOCK	F81032-2	6	
<b>14</b>	NUT, M10-8-B-FE	F81033-3	4	
<b>15</b>	WASHER, 8.4 FLAT ZINC	F81054-1	12	
<b>16</b>	WASHER, 10.5 ZINC FLAT SPECIAL	F81055-6	4	
<b>17</b>	PULLEY	504114	7	

## SECTION 9 HYDRAULIC SYSTEM

### 9.1 Hydraulic Hoses, LT40/70M Super



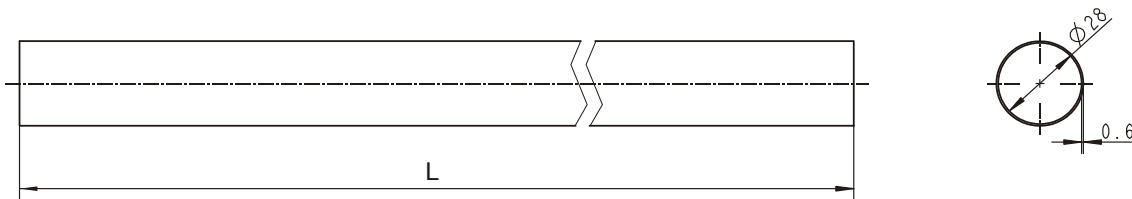
Part	Color Code	LENGTH "A" [m]	Application	Wood-Mizer Part No.
			<b>I Section (from filter) according to designations from right to left</b>	
A1	White	3.5	3/8" 2-Plane Clamp, In/Out	097614
B1	Orange	3.5	3/8" 2-Plane Clamp, In/Out	097615
A2	Pink	3.6	3/8" Raising the turner and side supports	097622
B2	Plain	3.6	3/8" Raising the turner and side supports	097622
A3	Red	5.6	1/4" III Clamp (middle), Up/Down	097545
B3	Blue	5.6	1/4" III Clamp (middle), Up/Down	097545
A4	Silver	4.9	1/4" I Toe Board	097620
B4	Brown	4.9	1/4" I Toe Board	097620
A5	Black	3.3	3/8" Chain Turner Hydraulic Motor	097619
B5	Brown	3.3	3/8" Chain Turner Hydraulic Motor	097619
A6	Orange	5.0	1/4" III Clamp (middle), In/Out	097545
B6	White	5.0	1/4" III Clamp (middle), In/Out	097545
A7	Red	1.8	3/8" Log Loader	097623
B7	Blue	1.8	3/8" Log Loader	097623
			<b>II Section according to designations from right to left</b>	
A1	Purple	4.8	1/4" I Toe Board Drive	097621
B1	Purple	4.8	1/4" I Toe Board Drive	097621
A2	Black	2.0	1/4" II Toe Board	097617
B2	Purple	2.0	1/4" II Toe Board	097617
A3	Red	6.2	1/4" I Clamp, Up/Down	097616
B3	Blue	6.2	1/4" I Clamp, Up/Down	097616
A4	Orange	5.5	1/4" I Clamp, In/Out	097616
B4	White	5.5	1/4" I Clamp, In/Out	097616
A5	Yellow	4.4	1/4" 2-Plane Clamp, Up/Down	097613

**TABLE 0-0**

<b>B5</b>	Green	4.4	1/4" 2-Plane Clamp, Up/Down	097613
<b>A6</b>	Red	1.0	1/4" II Clamp, Up/Down	097618
<b>B6</b>	Blue	1.0	1/4" II Clamp, Up/Down	097618
<b>A7</b>	Orange	2.0	1/4" II Clamp, In/Out	097617
<b>B7</b>	White	2.0	1/4" II Clamp, In/Out	097617
	Green	2.1	3/8" tee connector to log loader cylinder	097624
	Yellow	2.2	3/8" tee connector to log loader cylinder	097624
	Green	0.8	3/8" tee connector to log loader cylinder	097625
	Yellow	0.95	3/8" tee connector to log loader cylinder	097625
		0.65	3/8" turner hose	094597
		0.65	3/8" turner hose	094597
		0.75	3/8" left side support hose	094596
		1.0	3/8" right side support hose	094593
		1.0	3/8" right side support hose	094593
		1.2	3/8" cylinder instrumentation	097625

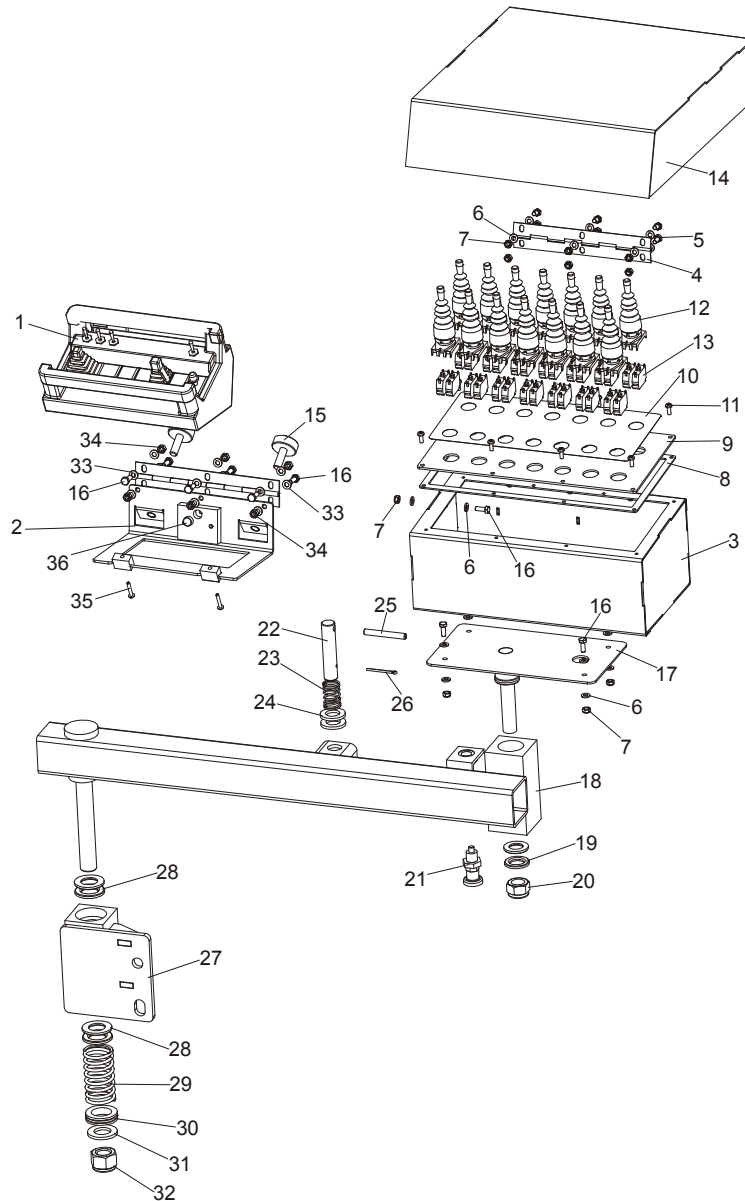
**TABLE 0-0**

**Protective Conduits, LT40/70M Super Hydraulic Hoses**



LENGTH "L"	DESCRIPTION (◆ Indicates Parts Available In Assemblies Only)	PART #	QTY.
0,85	PROTECTIVE CONDUIT, HYDRAULIC MOTOR HOSE	100127	2
1,00	PROTECTIVE CONDUIT, SIDE SUPPORT HOSE	100128	4
0,70	PROTECTIVE CONDUIT, LOG TURNER HOSE	099761	3
0,45	PROTECTIVE CONDUIT, IN/OUT CYLINDER HOSE - TOP	099763	1

**9.2 Hydraulic & Wireless Control Box**



REF.	DESCRIPTION (◆ Indicates Parts Available In Assemblies Only)	PART#	QTY.
	<b>BOX ASSEMBLY, LT70M SUPER HYDRAULIC CONTROL</b>	096485	1
1	Box, LT70MAC Super Wireless Control	098917	1
1	Box, LT70MDC Super Wireless Control	097314	1
2	Box, Super Remote Control Box	099187-1	1
	Box, LT70M Super Hydraulic Control Complete	096999	1
3	Box, LT70M Super Hydraulic Control Box	097005-1	1
4	Hinge, Cover Zinc	088257-1	1
5	Bolt, M6x12mm Hex Head Zinc	F81001-7	6



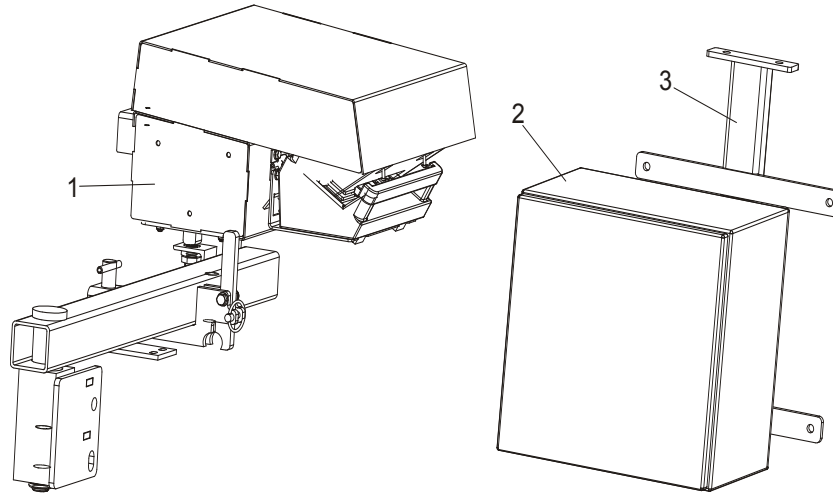
## HYDRAULIC SYSTEM

*Hydraulic & Wireless Control Box*

9

6	Washer, M6, Flat, Zinc	F81053-1	23	
7	Nut, M6, Nylon Hex Zinc Lock	F81031-2	13	
8	Gasket, 9.5m Front Panel	089998	1	
9	Panel Assembly, Hydraulic 9.5m Front	090356-1	1	
10	Decal, Front Panel	095692	1	
11	Bolt, #10-24x1/2 Ph Pan Hd, Type 23	F05015-17	8	
12	Joystick, PMJN8T3, 2-position	096928	14	
13	Contact, ZBE 101	087817	28	
14	Cover, LT70M Super Hydraulic & Wireless Control Box	096941-1	1	
15	Bumper	092839	1	
16	Bolt, M6x16-5.8 Hex Head Full Thread Zinc	F81001-15	13	
17	Support, LT70M Super Control Box	096489-1	1	
18	Arm, Control Box	096480-1	1	
19	Washer, 21 PN-83/M-82039	F81059-21	4	
20	Nut, M20, Nylon Hex Zinc Lock	F81037-2	1	
21	Pin, Outrigger Detent	090197	1	
22	Pin, Outrigger Pull	087012-1	1	
23	Spring, 21x38x2 Zinc	087040	1	
24	Washer, 21 Flat Zinc	F81059-2	2	
25	Pin, 8x65 Roll Zinc	F81046-1	1	
26	Pin, 4x25 Cotter	F81043-2	1	
27	Bracket, Control Box	096690-1	1	
28	Washer, 25 PN-83/M-82039	F81059-22	4	
29	Spring, 40x80x4,5 Zinc	093435	1	
30	Bearing, 51106 Thrust	097274	1	
31	Washer, 25 Flat Zinc	F81061-3	1	
32	Nut, M24-8 Zinc Lock	F81039-8	1	
33	Washer, 6.4 Flat Zinc	F81053-1	12	
34	Nut, M6-8 Hex Zinc	F81031-1	6	
35	Magnet, Orange Painted	S10519-1	1	

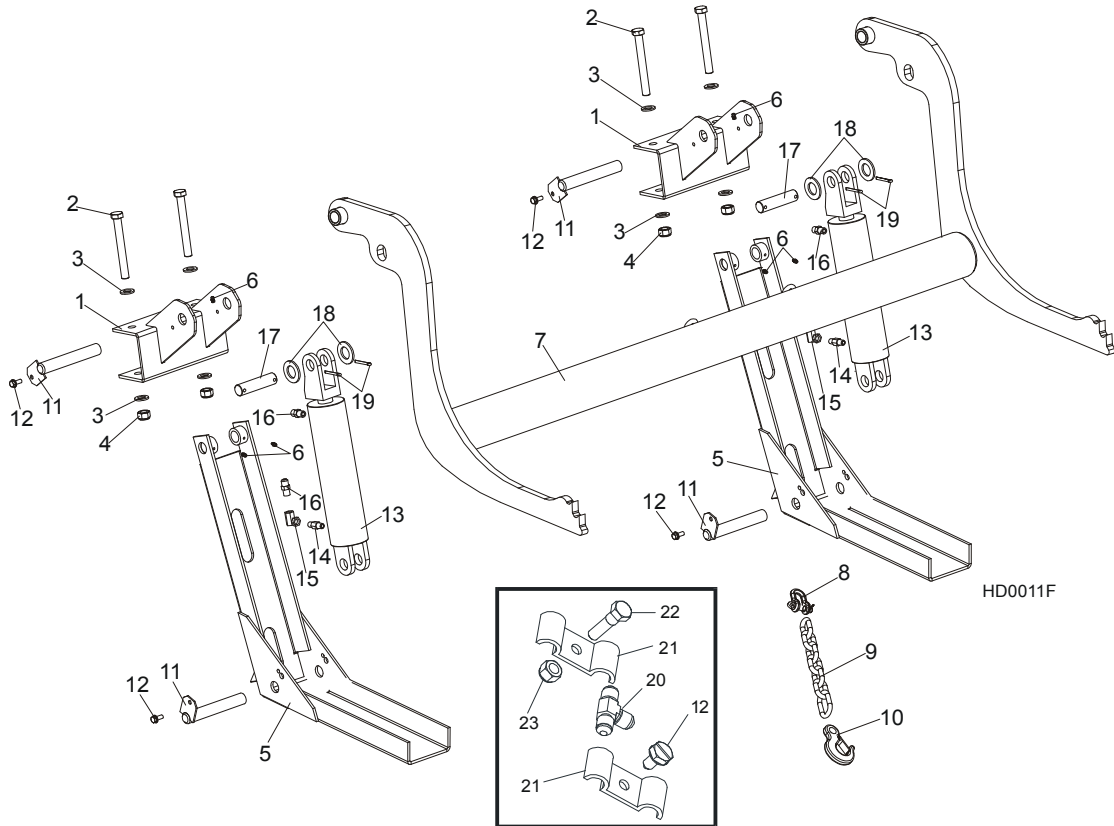
**9.3 Wireless Control Assembly (Option)**



70\_007a

REF.	DESCRIPTION (◆ Indicates Parts Available In Assemblies Only)	PART#	QTY.	
1	BOX ASSEMBLY, LT70M SUPER HYDRAULIC CONTROL	096999	1	
2	ELECTRIC BOX, WIRELESS CONTROL	096989	1	
3	BRACKET, WIRELESS CONTROL ELECTRIC BOX	096930-1	1	

**9.4 Hydraulic Log Loader, S/M Frame**



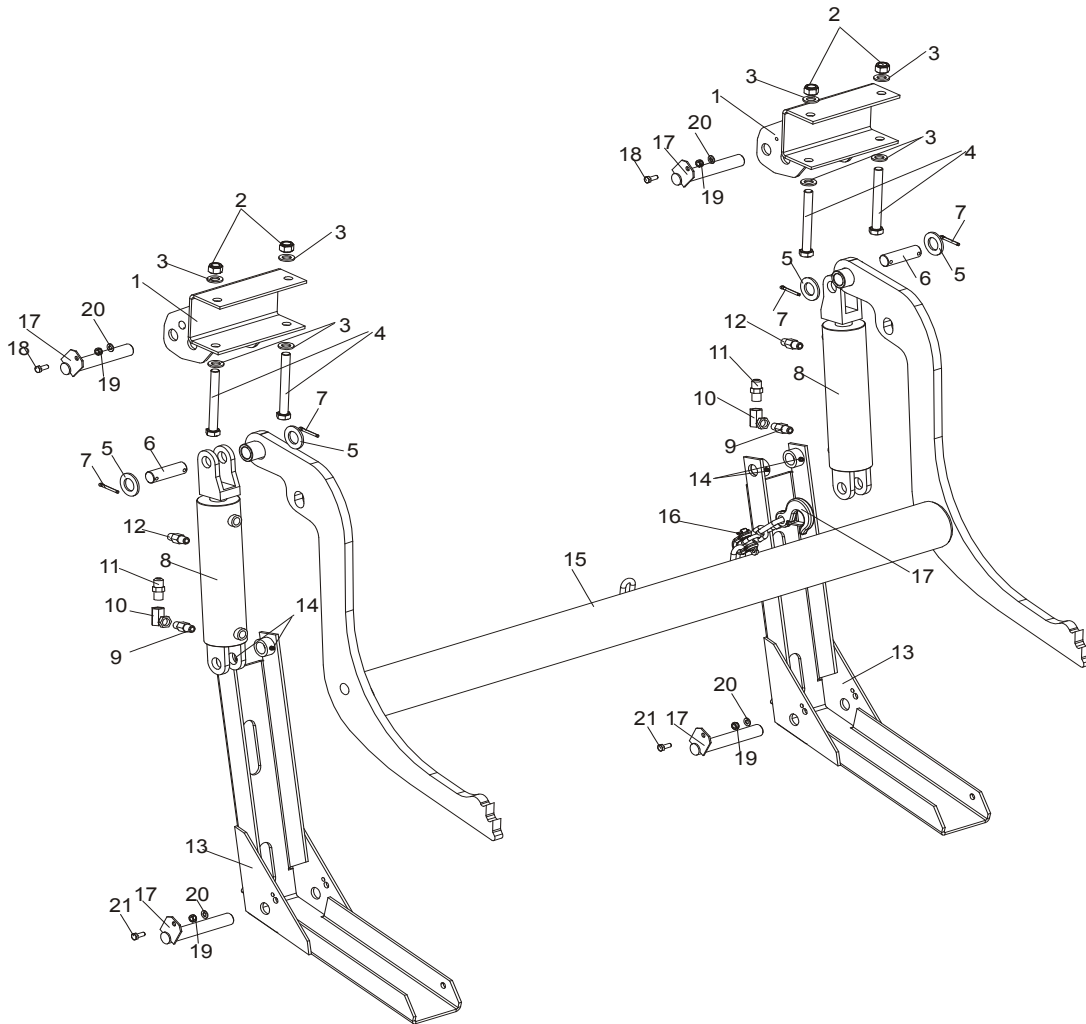
REF.	DESCRIPTION (◆ Indicates Parts Available In Assemblies Only)	PART #	QTY.
	<b>LOADER KIT, HYDRAULIC LOG, S/M FRAME</b>	092863	1
1	Bracket, Hydraulic Log Loader	087938-1	1
2	Bolt, M16x140-8.8 Hex Head Zinc	F81006-4	4
3	Washer, 17 Flat Zinc	F81058-1	8
4	Nut, M16-8 Hex Nylon Zinc Lock	F81036-2	4
	Channel, Hydraulic Log Loading Foot Complete	090049	2
5	Channel, Hydraulic Log Loading Foot	090048-1	2
6	Fitting, 3/16x3/16 Straight Grease	P04107	6
	Arm, Hydraulic Log Loading Complete	090044	1
7	Arm, Hydraulic Log Loading	090006-1	1
8	Shackle, M-WL. .63	086540	1
9	Chain, Hydraulic Log Loader Safety	A04376	1
10	Hook, 5/8 Safety Chain	P12075	1
11	Pin, Turner Arm	W09446-1	4
12	Screw, 5/16-18x3/4 Self-Tapping	F05015-30	4
	<b>Cylinder Assy, Log Loading Super</b>	<b>015562</b>	<b>2</b>
13	CYLINDER, CJ-S95-16-70/32/203 HYDRAULIC	088680	1
14	Fitting, 1/4NPT Velocity Fuse 5.0GPM	015750	2

**9****HYDRAULIC SYSTEM***Hydraulic Log Loader, S/M Frame*

---

<b>15</b>	Fitting, 1/4NPT-1/4JIC Swivel Elbow	P12199	2	
<b>16</b>	Fitting, 3/8JIC-1/4NPT Straight	015560	4	
<b>17</b>	Pin, Cylinder Hydraulic	086979-1	2	
<b>18</b>	Washer, 28 Flat Zinc	F81061-1	4	
<b>19</b>	Pin, 5x40 Cotter	F81043-31	4	
<b>20</b>	Fitting, 3/8 Barb Tee	015485	1	
<b>21</b>	Clamp, 3/8 Hose	016041	2	
<b>22</b>	Bolt, 5/16-18x1 Hex Head Zinc Grade 2	F05006-1	1	
<b>23</b>	Nut, 5/16-18 Nylon Zinc Lock	F05010-58	1	

9.5 Hydraulic Log Loader for "M" Super Frames



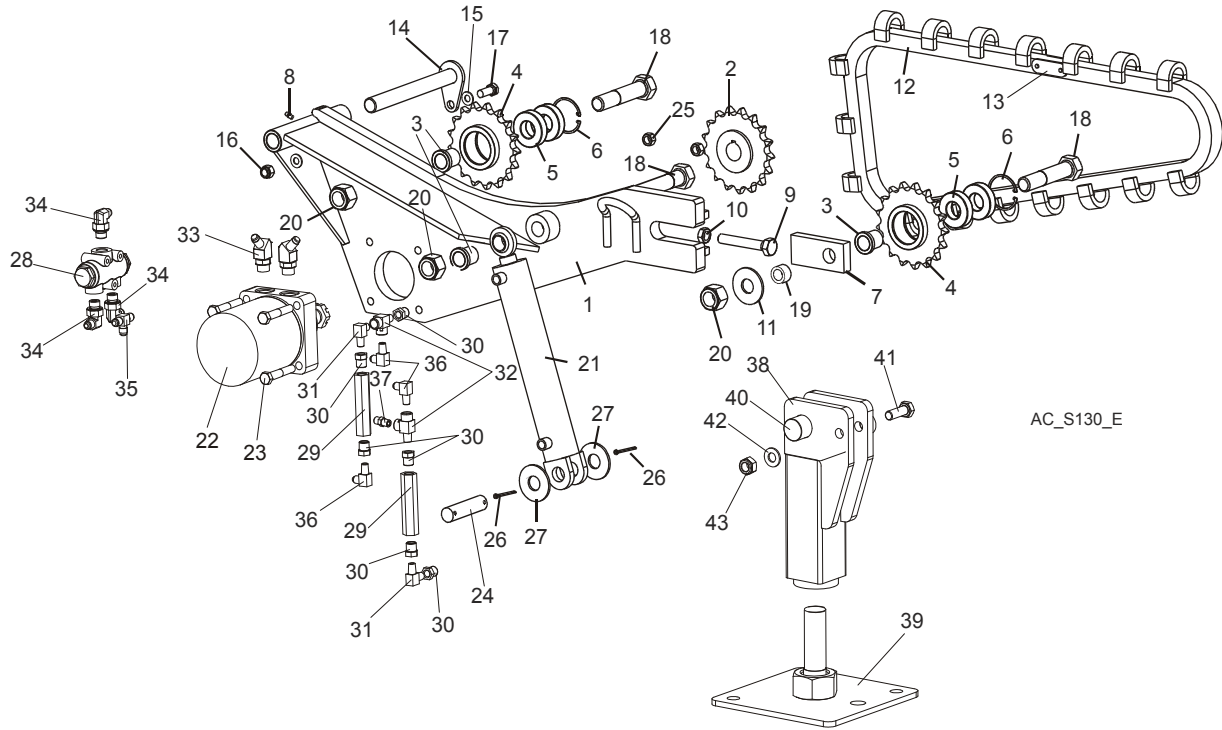
REF.	DESCRIPTION (◆ Indicates Parts Available In Assemblies Only)	PART #	QTY.
	LOG LOADER, "M" SUPER FRAME	500750	1
1	BRACKET, LOG LOADER ("M" SUPER FRAME)	500747-1	2
2	NUT, M16-8 HEX NYLON ZINC LOCK	F81036-2	4
3	WASHER, 17 SPLIT LOCK ZINC	F81058-1	8
4	BOLT, M16X140 HEX HEAD ZINC	F81006-4	4
5	WASHER, 28 FLAT ZINC	F81061-1	4
6	PIN, HYDRAULIC CYLINDER ZINC-PLATED	086979-1	2
7	PIN, S-Fe 5x40 PN-M/82001 COTTER	F81043-31	4
	LOG LOADER CYLINDER	015562	2
8	CYLINDER, CJ-S95-16-70/32/203 HYDRAULIC	088680	1
9	FITTING, 1/4NPT VELOCITY FUSE 4.0GPM	015750	2

## 9

**HYDRAULIC SYSTEM***Hydraulic Log Loader for "M" Super Frames*

10	FITTING, 1/4NPT-1/4JIC SWIVEL ELBOW	P12199	2	
11	FITTING, 3/8JIC-1/4NPT STRAIGHT	015560	2	
12	FITTING, 3/8JIC-1/4NPT STRAIGHT	015560	2	
	COMPLETE LOG LOADER FOOT, 9.5 M FRAME	090049	2	
13	FOOT WELDMENT, LOG LOADER PTD (9.5 M FRAME)	090048-1	2	
14	FITTING, 3/16X3/16 STRAIGHT GREASE	P04107	4	
	LOG LOADER ARM, "M" SUPER FRAME	500758	1	
15	LOG LOADER WELDMENT, 9.5 M FRAME	090006-1	1	
16	SHACKLE, M-D .63 PN-92/W-89180	086540	1	
17	CHAIN W/HOOK	500756	1	
18	SCREW, 5/16-18 x 3/4 SELF-TAPPING	F05015-30	2	
19	WASHER, 8.4 FLAT ZINC	F81054-1	4	
20	NUT, M8 8 HEX NYLON ZINC LOCK	F81032-2	4	
21	BOLT, M8X20 8.8 HEX HEAD FULL THREAD ZINC	F81002-4	2	

9.6 Hydraulic Log Turner

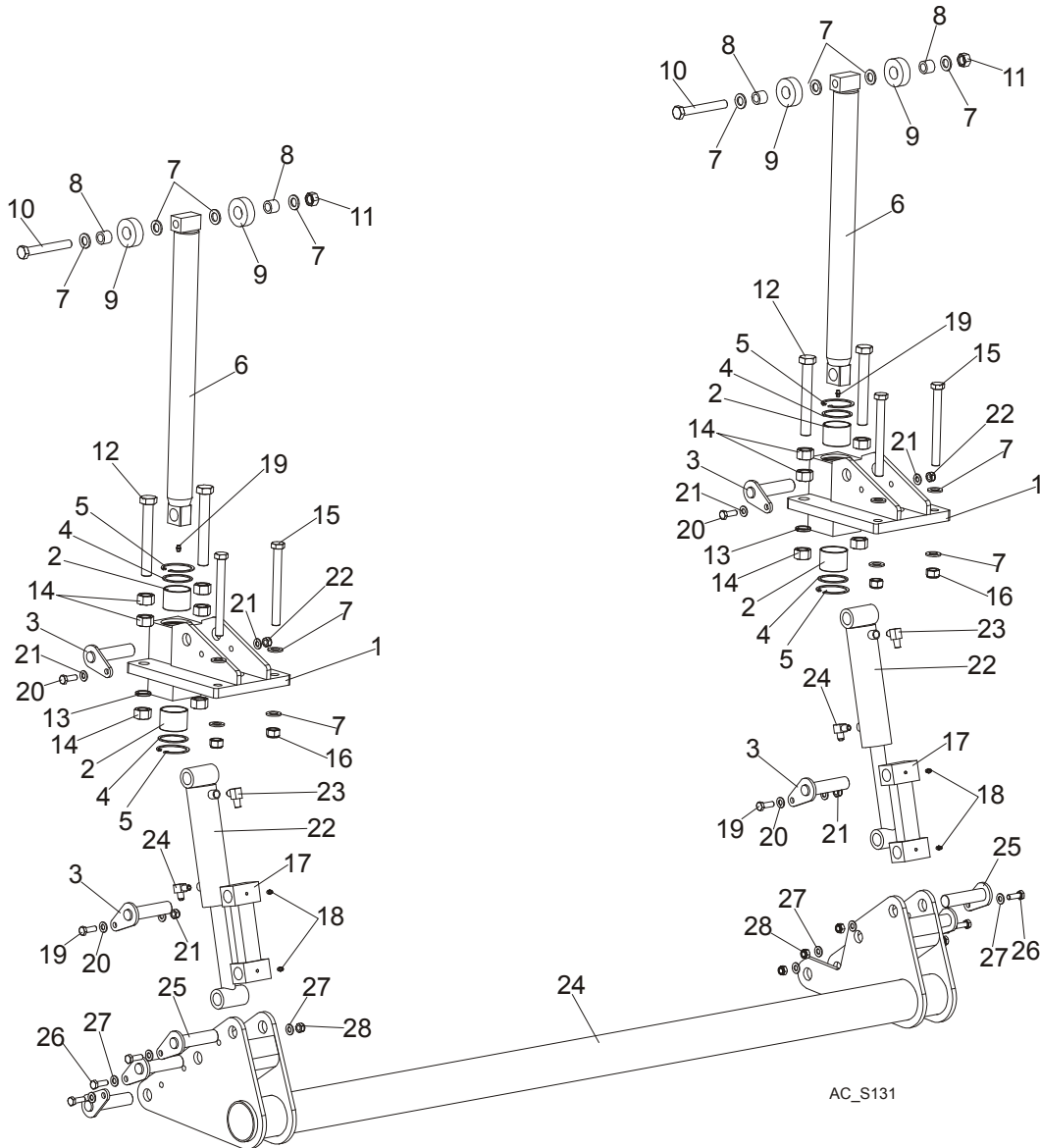


REF.	DESCRIPTION (◆ Indicates Parts Available In Assemblies Only)	PART#	QTY.
	<b>CHAIN LOG TURNER - COMPLETE</b>	<b>505614</b>	<b>1</b>
	<b>TURNER, CHAIN METRIC</b>	<b>095660</b>	<b>1</b>
1	TURNER WELDMENT, HYDRAULIC CHAIN	095662-1	1
2	SPROCKET, LOG TURNER	092339	1
3	BUSHING, LOG TURNER	095663-1	3
	<b>SPROCKET ASSEMBLY, LOG TURNER</b>	<b>092399</b>	<b>2</b>
4	SPROCKET W/HUB	093290	1
5	BEARING, 6206 25	093292	2
6	RING, W62 INSIDE RETAINING	F81090-1	1
7	PLATE, CHAIN TENSION	095664-1	1
8	FITTING, M6 TYPE A GREASE	086280	1
9	BOLT, M16x100-8.8 HEX HEAD FULL THREAD ZINC	F81006-2	1
10	NUT, M16-5.8 HEX ZINC	F81036-1	1
11	WASHER, 25X63 ZINC-PLATED	088585-1	1
12	CHAIN, LOG TURNER	093423	1
13	LINK, 093423 MASTER	093427	1
14	PIN WELDMENT, TURNER MOUNT	095666-1	1
15	WASHER, 10.5 FLAT ZINC	F81055-1	2

16	NUT, M10-8-B HEX NYLON ZINC LOCK	F81033-1	1	
17	BOLT, M10x35-8.8 HEX HEAD FULL THREAD ZINC	F81003-17	1	
18	BOLT, M24x120 -8.8- PN-EN 24014	F81009-4	3	
19	BUSHING, CHAIN TURNER	095643-1	1	
20	NUT, M24-8-A HEX NYLON ZINC LOCK	F81039-8	3	
21	CYLINDER, 2" x 10" HYDRAULIC	034267	1	
22	MOTOR, TG0475US080AABP HYDRAULIC	007331	1	
23	BOLT, M12x75-8.8 HEX HEAD ZINC	F81004-21	4	
24	PIN, HYDRAULIC CYLINDER ZINC-PLATED	086979-1	1	
25	NUT, M12-8-B HEX ZINC	F81034-1	4	
26	PIN, S-Zn 5x40 COTTER ZINC	F81043-31	2	
27	WASHER, 28 FLAT ZINC	F81061-1	1	
	<b>HYDRAULIC CYLINDER CONNECTION PARTS</b>	<b>094383</b>	<b>1</b>	
28	DIVIDER, MTD A 08-016M 1/2 / 1/2 OIL FLOW	088191	1	
29	VALVE, SIDE SUPPORT SEQUENCE	015484	2	
30	FITTING, 3/8NPT NA 1/4NPT REDUCER	015490	6	
31	FITTING, 1/4NPT MALE PIPE ELBOW	P09140	2	
32	FITTING, 1/4NPT MALE RUN TEE	P09141	2	
33	FITTING, #10SAE-3/8JIC 45 ELBOW	034538	2	
34	FITTING, 90 18x1.5 9/16-18 JIC ELBOW	089992	3	
35	FITTING, 3/8JIC TEE	015487	1	
36	FITTING, 3/8JIC-1/4NPT 90L	015491	3	
37	FITTING, 3/8JIC-1/4 NPT STRAIGHT	015560	1	
	<b>SUPPORT, LOG TURNER - COMPLETE</b>	<b>099975</b>	<b>1</b>	
38	BRACKET, CHAIN TURNER SUPPORT UPPER	099932-1	1	
39	FOOT, CHAIN TURNER SUPPORT ZINC-PLATED	099969-1	1	
40	PIN WELDMENT, TURNER SUPPORT MOUNT ZINC-PL.	099970-1	1	
41	BOLT, M10x30-5.8 HEX HEAD FULL THREAD ZINC	F81003-2	1	
42	WASHER, 10.5 FLAT ZINC	F81055-1	1	
43	NUT, M10-8-B HEX NYLON ZINC LOCK	F81033-1	1	



9.7 Hydraulic Log Side Supports (for Stationary Sawmills)



AC\_S131

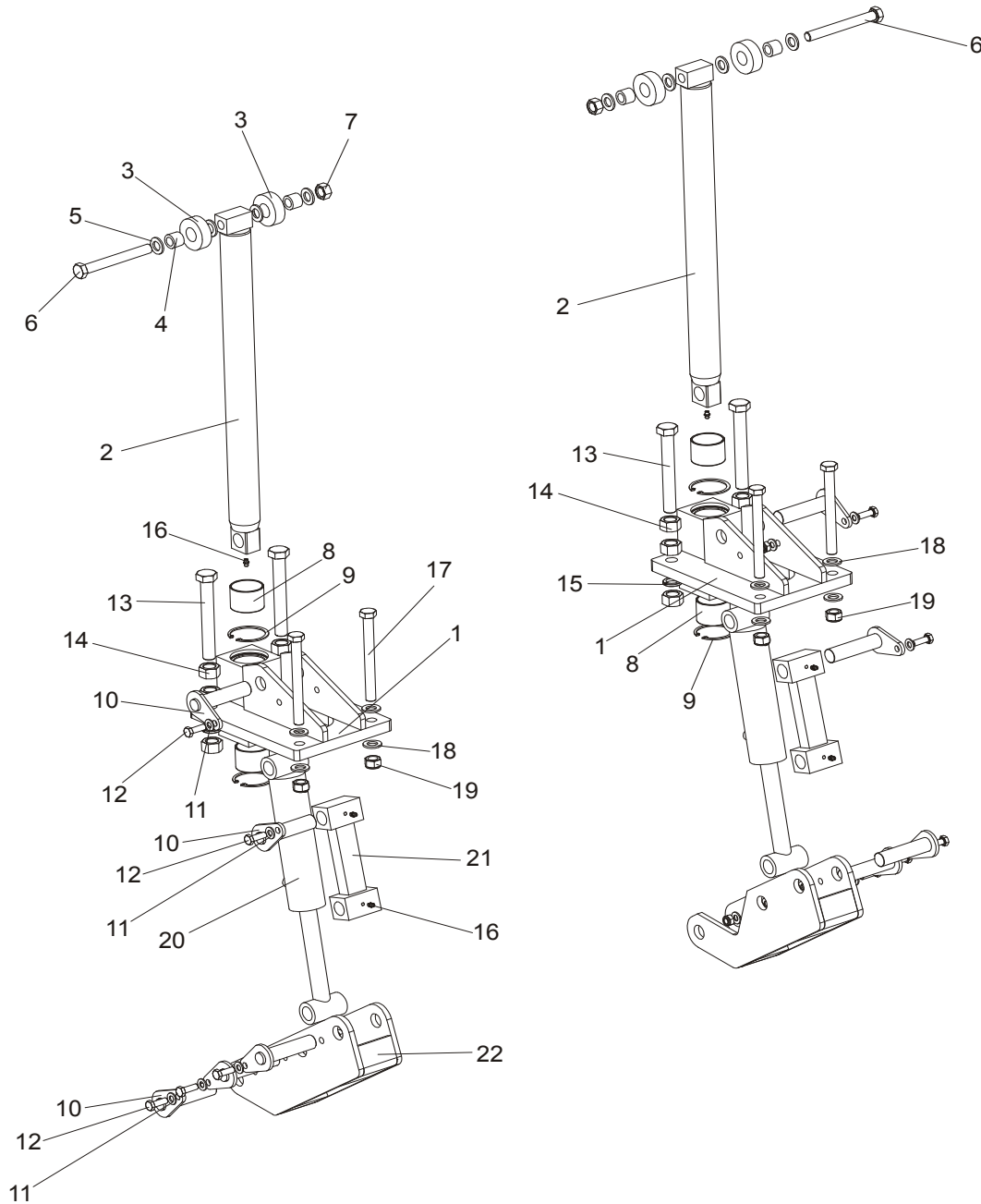
REF.	DESCRIPTION (◆ Indicates Parts Available In Assemblies Only)	PART#	QTY.
	<b>SUPPORT, AHS/DHS STATIONARY VERTICAL SIDE COMPLETE</b>	098864	1
	SUPPORT, STATIONARY VERTICAL LOG SIDE	097519	2
1	Mount Weldment, LT70/300 Vertical Side Support Upper	094003-1	1
2	Bushing, 5040BS Non-Greasable	088660	2
3	Pin Weldment, Vertical Side Support Zinc-Plated	091197-1	2
4	Ring, LT70/300 Vertical Side Support Zinc-Plated	094004-1	2
5	Ring, 62W Inside Retaining	F81090-1	2
6	Rod Weldment, LT70/300 Vertical Side Support Complete	094011-1	1

## 9

**HYDRAULIC SYSTEM***Hydraulic Log Side Supports (for Stationary Sawmills)*

7	Washer, 17 Flat Zinc	F81058-1	12	
8	Bushing, LT70/300 Vertical Side Support Bronze	094012	2	
9	Roller, LT70/300 Vertical Side Support Zinc-Plated	094013-1	2	
10	Bolt, M16x120 -8.8 Hex Head Zinc	F81006-25	1	
11	Nut, M16-5.8 Hex Zinc	F81036-1	1	
12	Bolt, ISO 4017 M20x150 8.8 Zinc-Plated	F81007-3	2	
13	Washer, 20.5 Split Lock Zinc	F81059-1	2	
14	Nut, M20-8 Hex Zinc	F81037-1	6	
15	Bolt, M16x160 -8.8 Hex Head Zinc	F81006-20	2	
16	Nut, M16-8 Hex Nylon Zinc Lock	F81036-2	2	
17	Link Weldment, LT300 Vertical Side Support	094016-1	1	
18	Fitting, M6 Grease	086280	3	
19	Bolt, M10x30-5.8 Hex Head Full Thread Zinc	F81003-2	2	
20	Washer, 10.5 Flat Zinc	F81055-1	4	
21	Nut, M10-8-B Nylon Hex Zinc Lock	F81033-1	2	
22	Cylinder, 28/150 1/4 NPT Port Hydraulic	094002	1	
23	Fitting, 3/8JIC-1/4NPT 90L	015491	2	
24	Mount Weldment, AHS/DHS Vertical Side Support Lower	098865-1	1	
25	Pin Weldment, Vertical Side Support Zinc-Plated	091197-1	6	
26	Bolt, M10x30-5.8 Hex Head Full Thread Zinc	F81003-2	6	
27	Washer, 10.5 Flat Zinc	F81055-1	12	
28	Nut, M10-8-B Nylon Hex Zinc Lock	F81033-1	6	

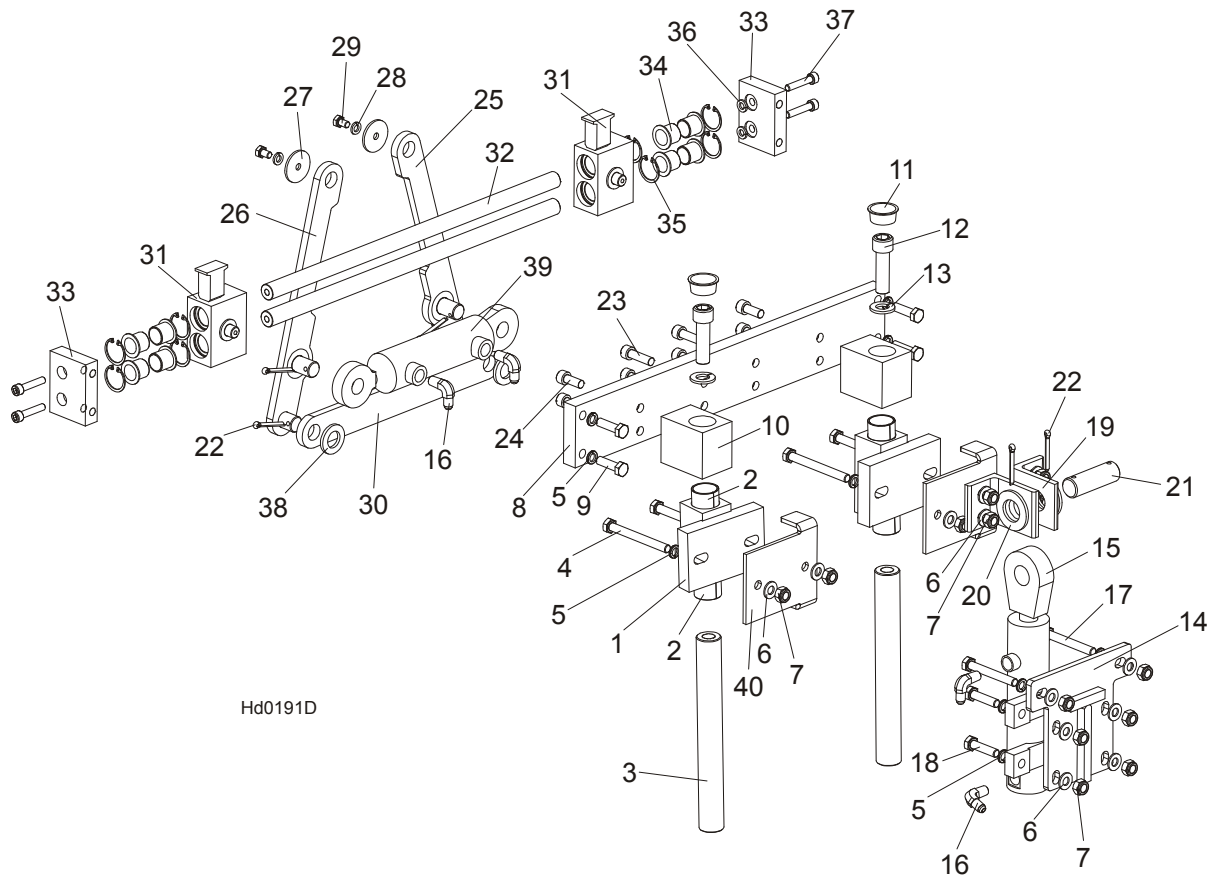
9.8 Hydraulic Log Side Supports (for Mobile Sawmills)



REF.	DESCRIPTION (◆ Indicates Parts Available In Assemblies Only)	PART #	QTY.
	<b>SUPPORT, LT70/300 VERTICAL LOG SIDE (2)</b>	094388	
1	Mount Weldment, LT70/300 Vertical Side Support Upper	094003-1	1
2	Rod Weldment, LT70/300 Vertical Side Support Complete	094011-1	1
3	Roller, LT70/300 Vertical Side Support Zinc-Plated	094013-1	2
4	Bushing, LT70/300 Vertical Side Support Bronze	094012	2

5	Washer, 17 Flat Zinc	F81058-1	4	
6	Bolt, M16x140-8.8 Hex Head Zinc	F81006-4	1	
7	Nut, M16-5.8 Hex Zinc	F81036-1	1	
8	Bushing, 5040BS Non-Greasable	088660	1	
9	Ring, 62W Inside Retaining	F81090-1	2	
10	Pin Weldment, Vertical Side Support Zinc-Plated	091197-1	5	
11	Washer, 10.5 Flat Zinc	F81055-1	5	
12	Bolt, M10x30-5.8 Hex Head Full Thread Zinc	F81003-2	5	
13	Bolt, ISO 4017 M20x150 8.8 Zinc-Plated	F81007-3	2	
14	Nut, M20-8 Hex Zinc	F81037-1	6	
15	Washer, 20.5 Split Lock Zinc	F81059-1	2	
16	Fitting, M6 Grease	086280	2	
17	Bolt, M16x160 -8.8 Hex Head Zinc	F81006-20	2	
18	Washer, 17 Flat Zinc	F81058-1	4	
19	Nut, M16-8 Hex Nylon Zinc Lock	F81036-2	2	
20	Cylinder, 28/150 1/4 NPT Port Hydraulic	094002	1	
21	Link Weldment, LT300 Vertical Side Support	094016-1	1	
22	Mount Weldment, LT300 Vertical Side Support Lower	094387-1	1	
	<b>SUPPORT, LT70/300 VERTICAL LOG SIDE</b>	094010		
1	Mount Weldment, LT70/300 Vertical Side Support Upper	094003-1	1	
2	Rod Weldment, LT70/300 Vertical Side Support Complete	094011-1	1	
3	Roller, LT70/300 Vertical Side Support Zinc-Plated	094013-1	2	
4	Bushing, LT70/300 Vertical Side Support Bronze	094012	2	
5	Washer, 17 Flat Zinc	F81058-1	4	
6	Bolt, M16x140-8.8 Hex Head Zinc	F81006-4	1	
7	Nut, M16-5.8 Hex Zinc	F81036-1	1	
8	Bushing, 5040BS Non-Greasable	088660	1	
9	Ring, 62W Inside Retaining	F81090-1	2	
10	Pin Weldment, Vertical Side Support Zinc-Plated	091197-1	5	
11	Washer, 10.5 Flat Zinc	F81055-1	5	
12	Bolt, M10x30-5.8 Hex Head Full Thread Zinc	F81003-2	5	
13	Bolt, ISO 4017 M20x150 8.8 Zinc-Plated	F81007-3	2	
14	Nut, M20-8 Hex Zinc	F81037-1	6	
15	Washer, 20.5 Split Lock Zinc	F81059-1	2	
16	Fitting, M6 Grease	086280	2	
17	Bolt, M16x160 -8.8 Hex Head Zinc	F81006-20	2	
18	Washer, 17 Flat Zinc	F81058-1	4	
19	Nut, M16-8 Hex Nylon Zinc Lock	F81036-2	2	
20	Cylinder, 28/150 1/4 NPT Port Hydraulic	094002	1	
21	Link Weldment, LT70/300 Vertical Side Support	094016-1	1	
22	Mount Weldment, LT70/300 Vertical Side Support Lower	094387-1	1	

### 9.9 Hydraulic Pull-Down Clamp

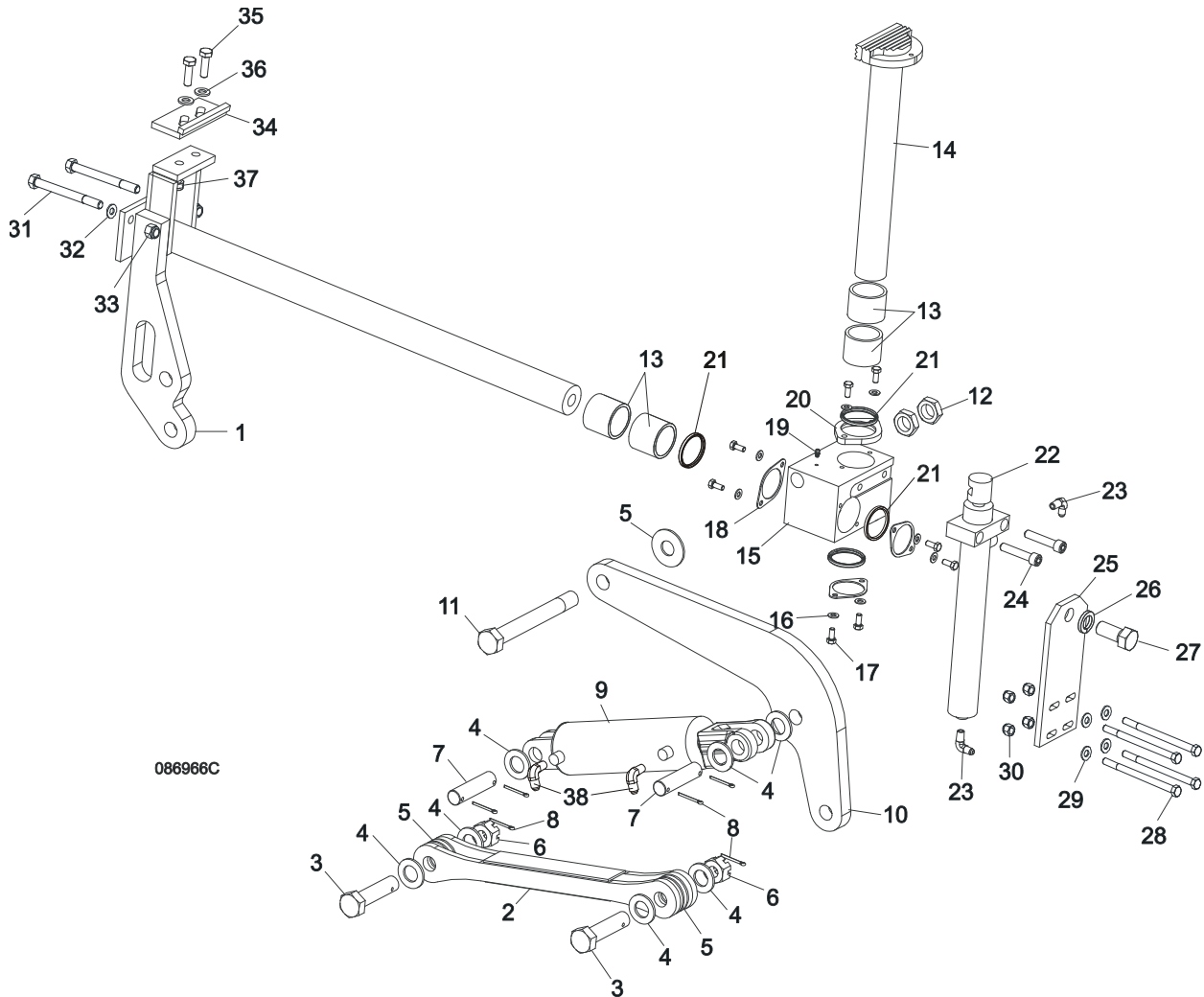


Hd0191D

REF.	DESCRIPTION (◆ Indicates Parts Available In Assemblies Only)	PART #	QTY.
	<b>LEFT HYDRAULIC LOG CLAMP ASSEMBLY, COMPLETE</b>	<b>094129</b>	<b>1</b>
	<b>GUIDE BLOCK W/SELF-LUBRICATING BUSHINGS</b>	<b>090544</b>	<b>2</b>
1	Block Weldment, Log Clamp Guide Ptd	090543-1	2
2	Bushing, 3040BS Self-lubricating	088676	2
3	Pin, Log Clamp Up/Down	088631	2
4	Bolt, M10x95-8.8-B Hex Head Zinc	F81003-71	4
5	Washer, 10.2 Split Lock Zinc	F81055-2	14
6	Washer, 10.5 Flat Zinc	F81055-1	14
7	Nut, M10-8-B Hex Nylon Zinc Lock	F81033-1	14
8	Beam, Log Clamp Main Zinc-plated	094115-1	1
9	Bolt, M10x35-8.8 Hex Head Full Thread Zinc	F81003-17	4
10	Block, Log Clamp Up/Down Painted	094124-1	2
11	Plug, M33 Thread #12428	089839	2
12	Screw, M16x55-8.8 Hex Socket Head Cap Zinc	F81006-18	2
13	Washer, 16.3 Split Lock Zinc	F81058-2	2

14	Plate Weldment, Hydraulic Cylinder Mounting Painted	094094-1	1	
15	Cylinder, CJ7F-16/40/22 + UE2-40W Hydraulic	091346	1	
16	Fitting, 90° Male Elbow	P09142	2	
17	Bolt, M10x75-8.8 Hex Head Zinc	F81003-15	2	
18	Bolt, M10x40-8.8 Hex Head Full Thread Zinc	F81003-16	4	
19	Bracket, Hydraulic Cylinder Mounting Painted	094127-1	2	
20	Washer, 28 Flat Zinc	F81061-1	2	
21	Pin, 25x75 Zinc-plated	088659-1	1	
22	Pin, S-Zn 5x40 Cotter Zinc	F81043-31	4	
23	Screw, M10x35 8.8 Hex Socket Head Cap Zinc	F81003-56	4	
24	Screw, M10x25 8.8 Hex Socket Head Cap Zinc	F81003-32	4	
25	Link, Log Clamp In/Out Side Zinc-plated (1)	094097-1	1	
26	Link, Log Clamp In/Out Side Zinc-plated (2)	094099-1	1	
27	Washer, Zinc-plated Spacer	094128-1	1	
28	Washer, 8.2 Split Lock Zinc	F81054-4	2	
29	Bolt, M8x12-8.8 Hex Head Full Thread Zinc	F81002-6	2	
30	Arm, Log Clamp In/Out Zinc-plated	094092-1	1	
31	Jaw Weldment, Log Clamp Zinc-plated	094120-1	2	
32	Rod, Log Clamp Jaw Guide	094116	2	
33	Plate, Locking Zinc-plated	094117-1	2	
34	Bushing, JFM-2023-21 Flanged	094113	8	
35	Ring, W 31 Inside Retaining	F81090-15	8	
36	Washer, 8.2 Split Lock Zinc	F81054-4	4	
37	Screw, M8x40-8.8 Hex Socket Head Cap Zinc	F81002-29	4	
38	Washer, 21 Flat Zinc	F81059-2	2	
39	Cylinder SJ2F-16-40/22/80 Hydraulic	093880	1	
40	Bracket, Log Clamp Mount Painted	094098-1	2	

### 9.10 Hydraulic Log Clamp - Main



REF.	DESCRIPTION (◆ Indicates Parts Available In Assemblies Only)	PART #	QTY.
	<b>HYDRAULIC LOG CLAMP ASSEMBLY</b>	088658	1
1	Rod Weldment, Log Clamp Slide Ptd	086967-1	1
2	Arm Weldment, Hydraulic Clamp Link Ptd	086963-1	1
3	Pin, B 24x95/85-Clevis Zinc	F81049-2	1
4	Washer, 25 Flat Zinc	F81061-3	8
5	Washer, 25X63 Zinc-Plated	088585-1	5
6	Nut, Z M20-8-B-Slotted Castle Zinc	F81037-3	2
7	Pin, Hydraulic Cylinder Zinc-Plated	086979-1	2
8	Pin, S-Zn 6,3x45 Cotter	F81045-2	6

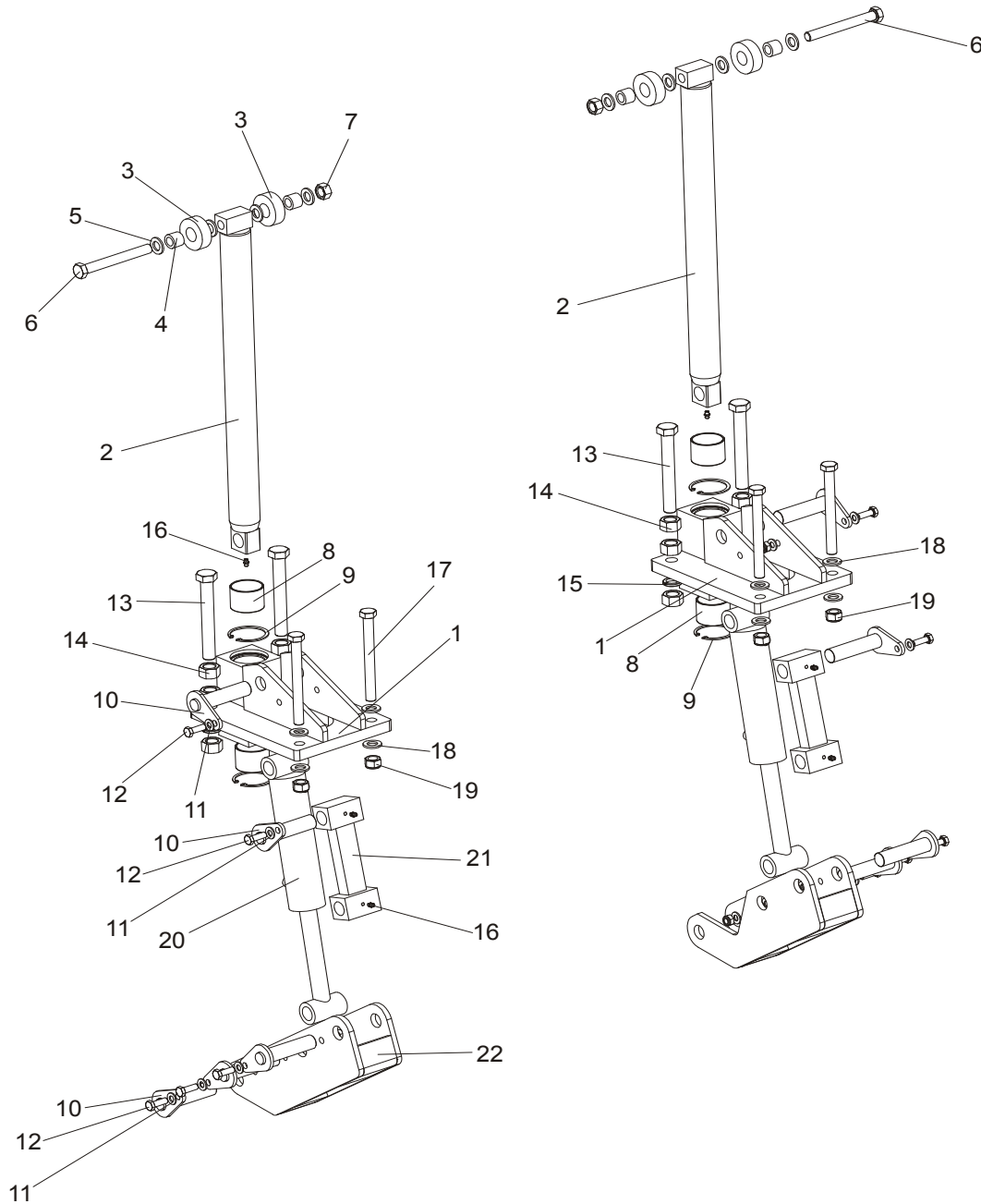
## 9

**HYDRAULIC SYSTEM***Hydraulic Log Clamp - main*

9	Cylinder, CJ-S96-16-70/32/178 Hydraulic	088589	1	
10	Arm, Hydraulic Log Clamp Link Ptd	086974-1	1	
11	Bolt, M24x217/39 -8.8-B- Hex Head Zinc	088586-1	1	
12	Nut, M24 -04-B- Hex Thin Zinc	F81039-3	2	
13	Bushing, 5040BS Self-Lubricating	088660	2	
14	Rod Weldment, Log Clamp Vertical Painted	088582-1	1	
15	Block, Log Clamp Steel Ptd	088591-1	1	
16	Washer, 8.4 Flat Zinc	F81054-1	8	
17	Bolt, M8x20-8.8-B-Hex Head Full Thread Zinc	F81002-4	8	
18	Flange, Clamp Rod Wiper Ptd	088887-1	3	
19	Fitting, 3/16" Straight Grease	P04107	1	
20	Flange, Clamp Rod Wiper Ptd	088887-1	1	
21	Wiper, ZZ 50x60x7 Log Clamp Rod	088587	1	
22	Cylinder, CJ-S169-16-40/22/254 Hydraulic	088590	1	
23	Fitting, 1/4" NPT - 1/4" JIC Male Elbow	P09142	2	
24	Screw, M12x55 -8.8-B-Hex Socked Head Cap Zinc	F81004-23	2	
25	Plate, Log Clamp Mount Ptd	086975-1	1	
26	Washer, Z 22,5 Split Lock	F81059-4	1	
27	Bolt, M22x1,5x40 -8.8-B-Hex Head Full Thread Zinc	F81009-1	1	
28	Bolt, M10 x 125-8.8 Hex Head Zinc	F81003-18	4	
29	Washer, 10.5 Flat Zinc	F81055-1	8	
30	Nut, M10-8-B Hex Nylon Zinc Lock	F81033-1	4	
31	Bolt, M12x130-8.8-Hex Head Zinc	F81004-36	2	
32	Washer, 13 Flat Zinc	F81056-1	2	
33	Nut, M12-8 Hex Zinc	F81034-1	2	
	<b>STOP KIT, CLAMP</b>	K09485	1	
34	Stop Wldmt, Hydraulic Log Clamp Ptd	086980-1	1	
35	Bolt, M12 x 40 8.8 Hex Head Full Thread Zinc	F81004-4	2	
36	Washer, 13 Flat Zinc	F81056-1	2	
37	NUT, M12-8 HEX NYLON ZINC LOCK	F81034-2	4	
38	FITTING, 3/8JIC-1/4NPT 90L	015491	2	



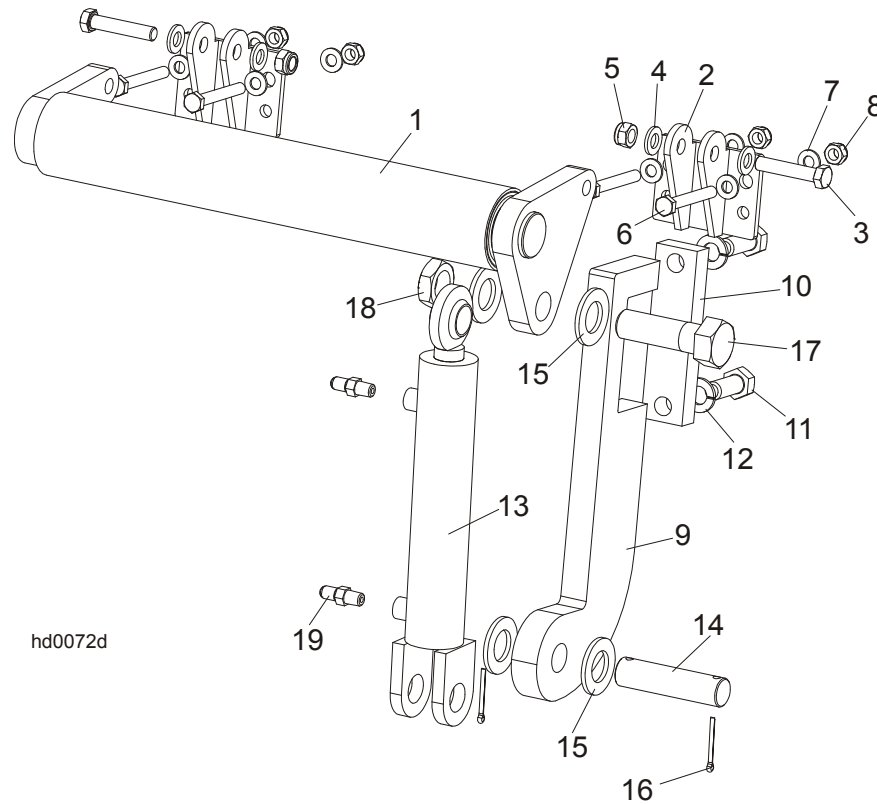
9.11 Hydraulic Log Side Supports (Super Version)



REF.	DESCRIPTION (◆ Indicates Parts Available In Assemblies Only)	PART #	QTY.	
	<b>SUPPORT, LT70/300 VERTICAL LOG SIDE (2)</b>	094388		
1	Mount Weldment, LT70/300 Vertical Side Support Upper	094003-1	1	
2	Rod Weldment, LT70/300 Vertical Side Support Complete	094011-1	1	
3	Roller, LT70/300 Vertical Side Support Zinc-Plated	094013-1	2	
4	Bushing, LT70/300 Vertical Side Support Bronze	094012	2	

5	Washer, 17 Flat Zinc	F81058-1	4	
6	Bolt, M16x140-8.8 Hex Head Zinc	F81006-4	1	
7	Nut, M16-5.8 Hex Zinc	F81036-1	1	
8	Bushing, 5040BS Non-Greasable	088660	1	
9	Ring, 62W Inside Retaining	F81090-1	2	
10	Pin Weldment, Vertical Side Support Zinc-Plated	091197-1	5	
11	Washer, 10.5 Flat Zinc	F81055-1	5	
12	Bolt, M10x30-5.8 Hex Head Full Thread Zinc	F81003-2	5	
13	Bolt, ISO 4017 M20x150 8.8 Zinc-Plated	F81007-3	2	
14	Nut, M20-8 Hex Zinc	F81037-1	6	
15	Washer, 20.5 Split Lock Zinc	F81059-1	2	
16	Fitting, M6 Grease	086280	2	
17	Bolt, M16x160 -8.8 Hex Head Zinc	F81006-20	2	
18	Washer, 17 Flat Zinc	F81058-1	4	
19	Nut, M16-8 Hex Nylon Zinc Lock	F81036-2	2	
20	Cylinder, 28/150 1/4 NPT Port Hydraulic	094002	1	
21	Link Weldment, LT300 Vertical Side Support	094016-1	1	
22	Mount Weldment, LT300 Vertical Side Support Lower	094387-1	1	
	<b>SUPPORT, LT70/300 VERTICAL LOG SIDE</b>	094010		
1	Mount Weldment, LT70/300 Vertical Side Support Upper	094003-1	1	
2	Rod Weldment, LT70/300 Vertical Side Support Complete	094011-1	1	
3	Roller, LT70/300 Vertical Side Support Zinc-Plated	094013-1	2	
4	Bushing, LT70/300 Vertical Side Support Bronze	094012	2	
5	Washer, 17 Flat Zinc	F81058-1	4	
6	Bolt, M16x140-8.8 Hex Head Zinc	F81006-4	1	
7	Nut, M16-5.8 Hex Zinc	F81036-1	1	
8	Bushing, 5040BS Non-Greasable	088660	1	
9	Ring, 62W Inside Retaining	F81090-1	2	
10	Pin Weldment, Vertical Side Support Zinc-Plated	091197-1	5	
11	Washer, 10.5 Flat Zinc	F81055-1	5	
12	Bolt, M10x30-5.8 Hex Head Full Thread Zinc	F81003-2	5	
13	Bolt, ISO 4017 M20x150 8.8 Zinc-Plated	F81007-3	2	
14	Nut, M20-8 Hex Zinc	F81037-1	6	
15	Washer, 20.5 Split Lock Zinc	F81059-1	2	
16	Fitting, M6 Grease	086280	2	
17	Bolt, M16x160 -8.8 Hex Head Zinc	F81006-20	2	
18	Washer, 17 Flat Zinc	F81058-1	4	
19	Nut, M16-8 Hex Nylon Zinc Lock	F81036-2	2	
20	Cylinder, 28/150 1/4 NPT Port Hydraulic	094002	1	
21	Link Weldment, LT70/300 Vertical Side Support	094016-1	1	
22	Mount Weldment, LT70/300 Vertical Side Support Lower	094387-1	1	

9.12 Hydraulic Toe Board

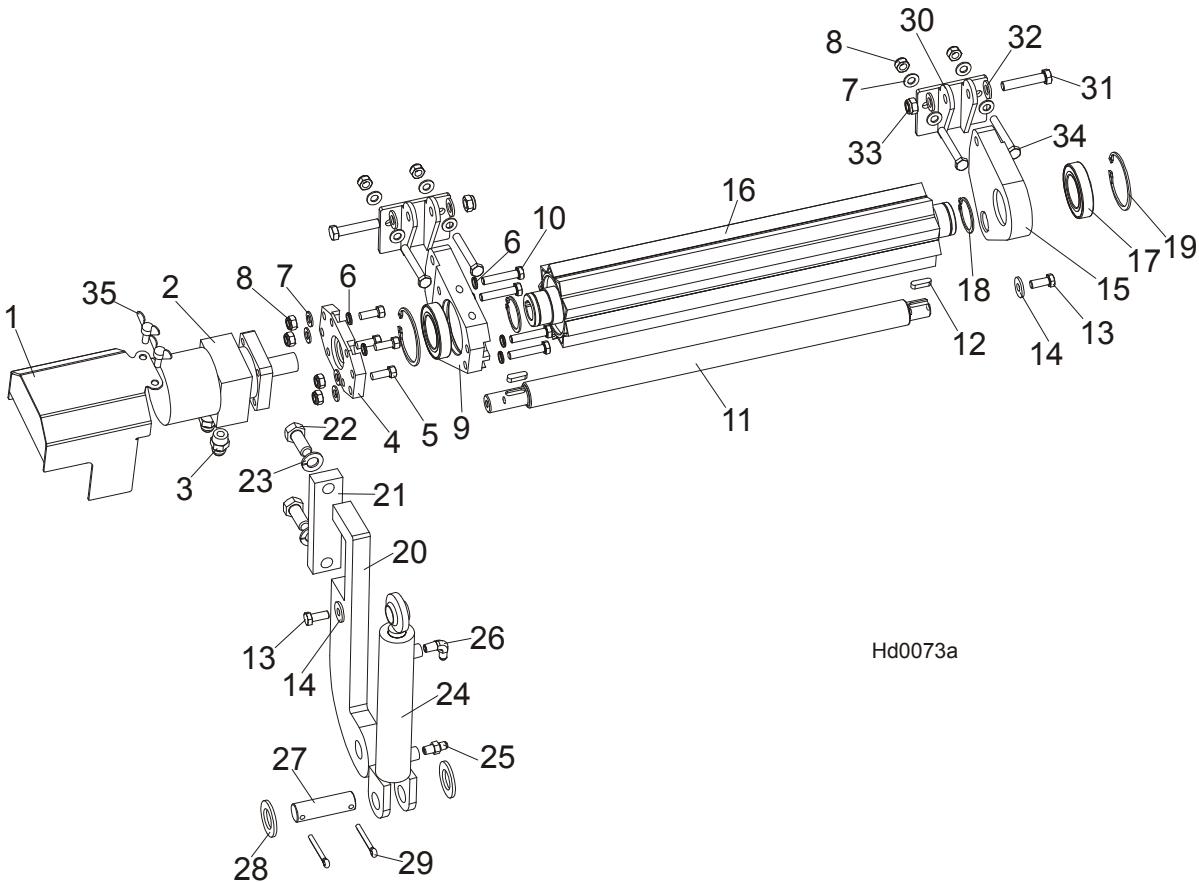


hd0072d

REF.	DESCRIPTION (◆ Indicates Parts Available In Assemblies Only)	PART#	QTY.
	<b>HYDRAULIC TOE BOARD - REAR</b>	092634	1
1	Toe Board Weldment, Hydraulic - Rear	086253-1	1
2	Bracket, Hydraulic Toe Board	087903-1	4
3	Bolt, M12x60mm Hex Head Zinc Grade 8.8	F81004-5	4
4	Washer, M12 Flat Zinc	F81056-1	8
5	Nut, M12 Hex Nylon Zinc Lock	F81034-2	4
6	Bolt, M10x75-8.8 Hex Head Zinc	F81003-15	8
7	Washer, M10 Flat Zinc	F81055-1	16
8	Nut, M10 Hex Nylon Zinc Lock	F81033-1	8
9	Bracket, Hydraulic Toeboard Mount	087729-1	2
10	Plate, Hydraulic Toeboard Mount	090086-1	2
11	Bolt, M16x40mm Hex Head Full Thread Zinc Grade 5.8	F81006-13	4
12	Washer, 16.3 Split Lock Zinc	F81058-2	4
13	Cylinder, CJ-S170-16-40/25/152 Hydraulic	088681	2
14	Pin, Cylinder Mount	086979-1	2
15	Washer, 28 Flat Zinc	F81061-1	8
16	Pin, 3/16x1.5 Cotter Zinc	F05012-23	4
17	Bolt, 1-8x3 1/4 Hex Head Grade 5	F05009-51	2
18	Nut, 1-14 Hex Jam Unplated	F05010-117	2

19	Fitting, 1/4NPTx1/4JIC Male	P09143	4	
----	-----------------------------	--------	---	--

### 9.13 Power Toe Roller



REF.	DESCRIPTION (◆ Indicates Parts Available in Assemblies Only)	PART#	QTY.	
	<b>POWER ROLLER</b>	096040	1	
1	Cover, Hydraulic Motor	096037-1	1	
2	Motor, MG06-13-13AAAB Hyd	P21506	1	
3	Fitting, 1/2-14NPT/ 7/16-20UNF	096919	2	
4	Plate, Hydraulic Motor Mount	096030-1	1	
5	Screw, 3/8-16x1, HHC	F05007-7	4	
6	Washer, 10.2 Split Lock Zinc	F81055-2	4	
7	Washer, 10,5 Flat Zinc	F81055-1	12	
8	Nut, M10-8-B Nylon Hex Zinc Lock	F81033-1	8	
9	Bracket, Side w/HydroMotor Connector	096029-1	1	
10	Bolt, M10x50-8.8-Hex Head Full Thread Zinc	F81003-4	4	
11	Rod	096034	1	
12	Key, A8x7x28 Parallel	096035	2	
13	Bolt, M10x25 8.8 Hex Head Full Thread Zinc	F81003-31	2	

14	Washer, 10,5 Zinc Flat Special	F81055-6	2	
15	Bracket	096031-1	1	
16	Roller, Pivot - Wldmt	096028-1	1	
17	Bearing, 6009.2RSR	096025	2	
18	Ring, Z 45 Spring Retaining	F81090-32	2	
19	Ring, W 75 Spring Retaining	F81090-41	2	
20	Plate, Toe Board Cylinder Mount	087729-1	1	
21	Plate, Hydraulic Toe Board Mount	090086-1	1	
22	Bolt, M16x40-8.8 Hex Head Full Thread Zinc	F81006-13	2	
23	Washer, 16,3 Split Lock Zinc	F81058-2	2	
	Cylinder, Hydraulic Toe Boards	085937	1	
24	Cylinder, CJ-S170-16-40/25/152 Hydraulic	088681	1	
25	Fitting, C5205x4x4 Male	P09143	1	
26	Fitting, 1/4NPTx1/4JIC Male Elbow	P09142	1	
27	Pin, Hydraulic Cylinder Zinc	086979-1	1	
28	Washer, 28 Flat Zinc	F81061-1	2	
29	Pin, S-Zn 6,3x45	F81045-2	2	
30	Bracket, Toe Board Roller Mount	087903-1	2	
31	Bolt, M12x60-8.8 Hex Head Zinc	F81004-5	2	
32	Washer, 13 Zinc Flat	F81056-1	4	
33	Nut, M12-8 Hex Nylon Zinc Lock	F81034-2	2	
34	Bolt, M10x75-8.8-Hex Head Zinc	F81003-15	4	
35	Stud, M6x16 Wing	F81001-16	2	