

# Wood-Mizer®

## Parts Manual

---

**LT40M DH Super**

**rev. A3.00**

---



**Safety is our #1 concern!** Read and understand all safety information and instructions before operating, setting up or maintaining this machine.

*February 2008*

*Form #1058*

# Table of Contents

# Section-Page

<b>SECTION 1</b>	<b>GENERAL INFORMATION</b>	<b>1-1</b>
1.1	How To Use The Parts List .....	1-1
1.2	Sample Assembly .....	1-1
<b>SECTION 2</b>	<b>BLADE GUIDE ROLLERS &amp; ARM</b>	<b>2-1</b>
2.1	Blade Guide Assembly, Idle Side (Standard).....	2-1
2.2	Blade Guide Assembly, Idle Side (Optional).....	2-3
2.3	Blade Guide Assembly, Drive Side (Optional).....	2-4
2.4	Idle Side Blade Guide Assembly, Optional (LMS).....	2-6
2.5	Blade Guide Assembly, Drive Side.....	2-8
2.6	Blade Guide Arm & Rollers .....	2-10
2.7	Blade Guide Arm Drive Assembly.....	2-11
<b>SECTION 3</b>	<b>BLADE WHEELS &amp; TENSIONER</b>	<b>3-1</b>
3.1	Blade Drive Assembly.....	3-1
3.2	Idle Blade Wheel Assembly .....	3-3
3.3	Hydraulic Blade Tensioner Assembly.....	3-4
<b>SECTION 4</b>	<b>SAW HEAD</b>	<b>4-1</b>
4.1	Middle Throat Screw .....	4-1
4.2	Water Lube Solenoid Valve .....	4-1
4.3	Clutch Lever Assembly .....	4-2
4.4	Brake Assembly.....	4-4
4.5	Board Return Assembly .....	4-5
4.6	Water Lube Assembly .....	4-7
4.7	LT40DC Saw Head Decals .....	4-9
4.8	Blade Housing Covers .....	4-11
4.9	Drive Belt Covers .....	4-13
4.10	Sawdust Chute .....	4-14
<b>SECTION 5</b>	<b>CONTROL &amp; BATTERY BOXES</b>	<b>5-1</b>
5.1	Control Assembly, LT40 Series .....	5-1
5.2	Drum Switches .....	5-3
5.3	Circuit Breakers .....	5-4
5.4	Solenoid Assemblies .....	5-5
5.5	Battery Box Assembly, LT40 Series .....	5-6
5.6	Fuse Box Assembly, LT40 Series .....	5-7
<b>SECTION 6</b>	<b>UP/DOWN SYSTEM</b>	<b>6-1</b>
6.1	Saw Head V-Brace Mount .....	6-1
6.2	Blade Height Scale .....	6-2
6.3	Up/Down Chain & Sprockets.....	6-4
6.4	Up/Down Motor Assembly, LT40 Series .....	6-6
6.5	Up/Down Drive Assembly, LT40 Series .....	6-7

## Table of Contents

## Section-Page

<b>SECTION 7</b>	<b>POWER FEED &amp; TRACK ROLLERS</b>	<b>7-1</b>
7.1	Upper Track Rollers And Wipers.....	7-1
7.2	Power Feed Assembly, .....	7-2
7.3	Feed Chain/Stop, LT40 Series .....	7-4
7.4	Lower Track Rollers .....	7-6
<b>SECTION 8</b>	<b>BED FRAME ASSEMBLY</b>	<b>8-1</b>
8.1	Bed Rail Assembly, Front (LT40/70M Super).....	8-1
8.2	Bed Rail Assembly, Middle (LT40/70M Super).....	8-2
8.3	Table, M Super Frame .....	8-3
8.4	Board Return Assembly - 3m Table (LT40M Super Option) .....	8-4
8.5	Board Return Assembly - 3m Table (LT70M Super Option) .....	8-5
8.6	Stationary Leg Kit, M Super Frame .....	8-6
8.7	LT40/70M Super Saw Head Rest Pin Assembly .....	8-7
8.8	Tie Down Chain Assembly .....	8-8
<b>SECTION 9</b>	<b>HYDRAULIC SYSTEM</b>	<b>9-1</b>
9.1	Hydraulic Hoses, LT40/70M Super .....	9-1
9.2	Hydraulic Control Box, LT40/70M Super (DC).....	9-3
9.3	Hydraulic & Wireless Control Box .....	9-5
9.4	Wireless Control Assembly (Option) .....	9-7
9.5	Hydraulic Log Loader .....	9-8
9.6	Hydraulic Log Turner.....	9-9
9.7	Hydraulic Log Side Supports (for Stationary Sawmills).....	9-11
9.8	Hydraulic Log Side Supports (for Mobile Sawmills).....	9-13
9.9	Hydraulic Pull Down Clamp .....	9-15
9.10	Hydraulic Log Clamp - main.....	9-17
9.11	Hydraulic Log Side Supports (Super version).....	9-19
9.12	Hydraulic Toe Board .....	9-21
9.13	Power Toe Roller.....	9-22

## SECTION 1 GENERAL INFORMATION

### 1.1 How To Use The Parts List

- Use the index above to locate the assembly that contains the part you need.
- Go to the appropriate section and locate the part in the illustration.
- Use the number pointing to the part to locate the correct part number and description in the table.
- Parts shown indented under another part are included with that part.
- Parts marked with a diamond (◆) are only available in the assembly listed above the part.

See the sample table below. Sample Part #A01111 includes part F02222-2 and subassembly A03333. Subassembly A03333 includes part S04444-4 and subassembly K05555. The diamond (◆) indicates that S04444-4 is not available except in subassembly A03333. Subassembly K05555 includes parts M06666 and F07777-77. The diamond (◆) indicates M06666 is not available except in subassembly K05555.

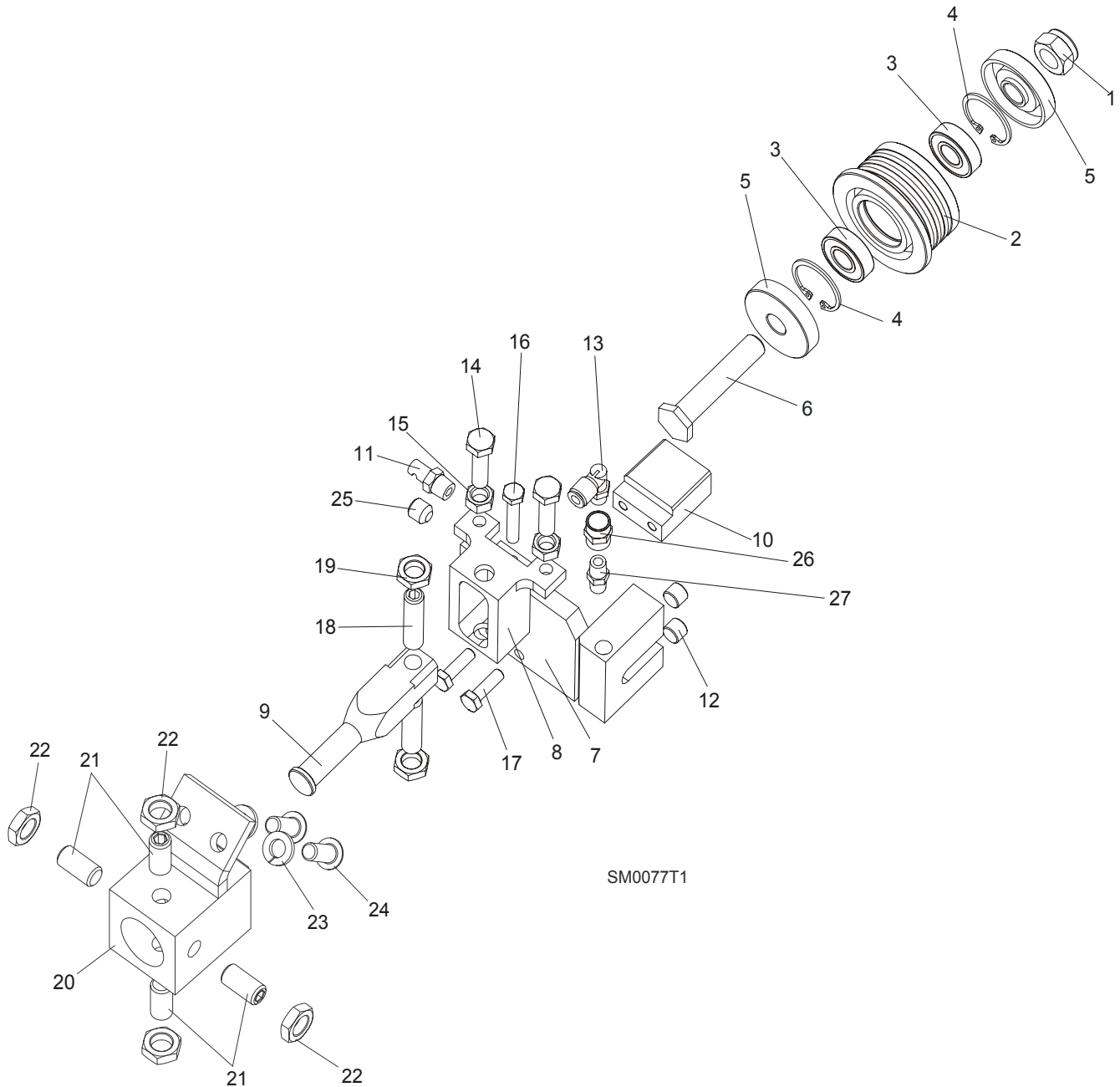
<b>1.2 Sample Assembly</b>				
REF	DESCRIPTION (◆ Indicates Parts Available In Assemblies Only)	PART #	QTY.	
	Sample Assembly, Complete (Includes All Indented Parts Below)	A01111	1	
1	Sample Part	F02222-22	1	
	Sample Subassembly (Includes All Indented Parts Below)	A03333	1	
2	Sample Part (◆ Indicates Part Is Only Available With A03333)	S04444-4	1	◆
	Sample Subassembly (Includes All Indented Parts Below)	K05555	1	
3	Sample Part (◆ Indicates Part Is Only Available With K05555)	M06666	2	◆
4	Sample Part	F07777-77	1	

#### **To Order Parts:**

- From Europe call our European Headquarters and Manufacturing Facility in Kolo, Poland at **+48-63-2626000**. From the continental U.S., call our toll-free Parts hotline at **1-800-448-7881**. Have your customer number, vehicle identification number, and part numbers ready when you call.
- From other international locations, contact the Wood-Mizer distributor in your area for parts.

## SECTION 2 BLADE GUIDE ROLLERS & ARM

### 2.1 Blade Guide Assembly, Idle Side (Standard)

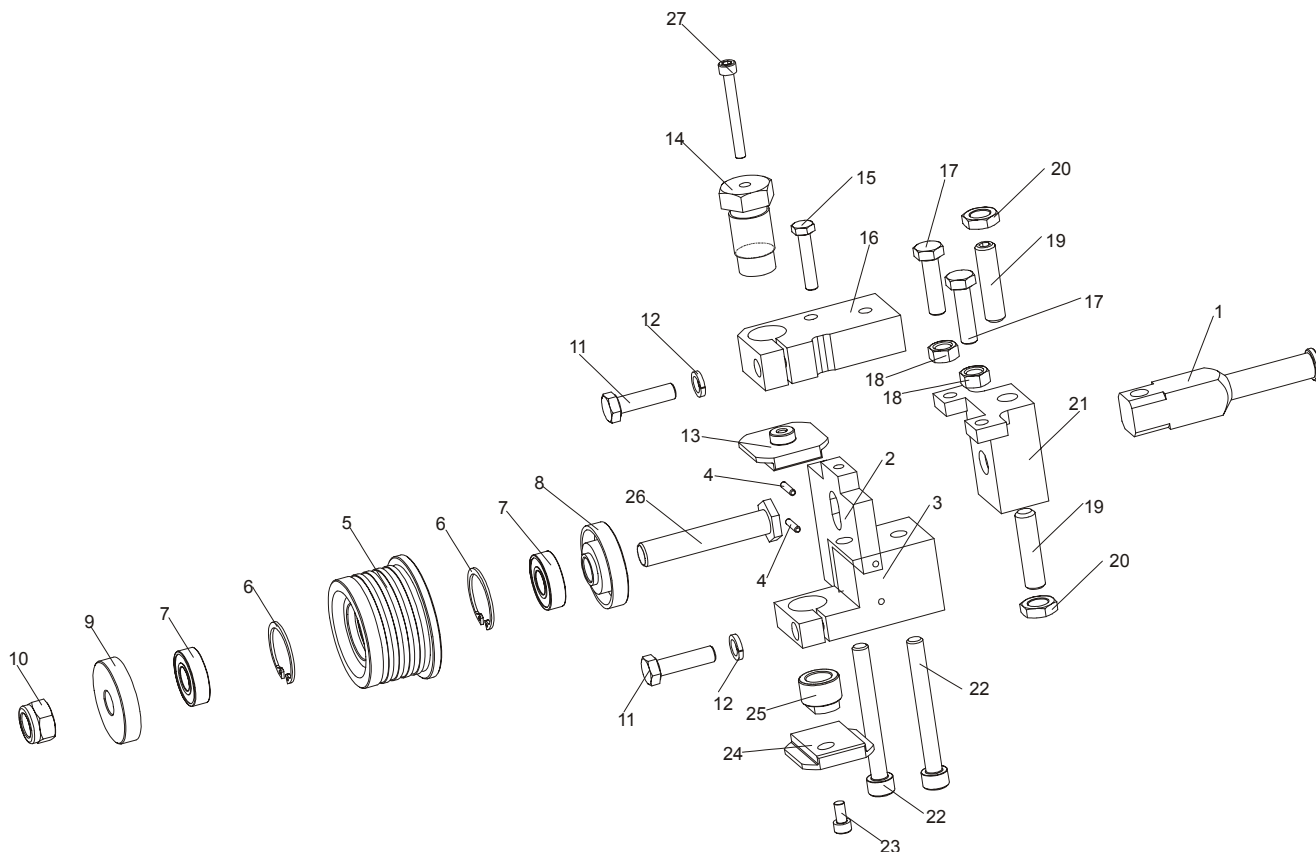


REF	DESCRIPTION (◆ Indicates Parts Available In Assemblies Only)	PART#	QTY.
	<b>BLADE GUIDE ASSEMBLY, IDLE SIDE</b>	092523	1
	<b>BLADE GUIDE ASSEMBLY, IDLE SIDE, EXTENDED</b> (for optional use with 1 1/2" blades)	092994	1
	Roller, Blade Guide Narrow W/Bearings	088261	1
	Roller, Blade Guide W/Bearings Extended (for optional use with 1 1/2" blades)	092939	1
1	Nut, M12-8 Hex Nylon Zinc Lock	F81034-2	1
2	Roller, Blade Guide Narrow	087889	1

	Roller, Blade Guide Extended (for optional use with 1 1/2" blades)	087890	1	
<b>3</b>	Bearing, 6001 2RSR NACHI	087893	2	
<b>4</b>	Ring, W28 Inside Retaining	F81090-9	2	
<b>5</b>	Washer, Spacer	087891-1	2 (1)	
	Washer, Spacer (used with the Extended Roller only) <sup>1</sup>	087892-1	1	
<b>6</b>	Bolt, Blade Guide Roller Zinc Plated	087761-1	1	
	Bolt, Blade Guide Roller Zinc Plated (used with the Extended Roller only)	092940-1	1	
<b>7</b>	Block Weldment, Nozzle Zinc Plated	087750-1	1	
<b>8</b>	Block, Zinc Plated Roller Guide Adjuster	087756-1	1	
<b>9</b>	Shaft, Zinc-Plated Blade Guide Mount (Narrow Roller)	088255-1	1	
	Shaft, Zinc-Plated Blade Guide Mount (Wide Roller)	501406-1	1	
<b>10</b>	Block, Blade Guide Zinc	096956-1	1	
<b>11</b>	Nozzle, Blade Water Lube Spray	016637	1	
<b>12</b>	Plug, M10x1 DIN 906 BN40 "BOSSARD"	F81015-3	2	
<b>13</b>	Fitting, 90° Elbow 1/8NPT-1/4 Tube Swivel	P09736	1	
<b>14</b>	Bolt, M8x30 DIN933 A2-70 Stainless Steel	F81002-27	2	
<b>15</b>	Nut, M8 DIN934 A2-70 Stainless Steel	F81032-7	2	
<b>16</b>	Bolt, M6x30 DIN933 A2-70 Stainless Steel	F81001-37	1	
<b>17</b>	Bolt, M6x20-8.8 Hex Head Full Thread Zinc	F81001-2	2	
<b>18</b>	Screw, M10x1x40 DIN913 Stainless Steel Set	F81015-2	2	
<b>19</b>	Nut, M10x1-04-ST-A2 ISO 8675 Thin	F81033-10	2	
<b>20</b>	<b>BLOCK WELDMENT, PAINTED BLADE GUIDE MOUNT</b>	088292-1	1	
<b>21</b>	<b>SCREW, M10X1X20 DIN913 STAINLESS STEEL SET</b>	F81015-1	4	
<b>22</b>	<b>NUT, M10x1-04-ST-A2 ISO 8675 THIN</b>	F81033-10	4	
<b>23</b>	<b>WASHER, 8.2 SPLIT LOCK ZINC</b>	F81054-4	2	
<b>24</b>	<b>BOLT, 5/16-18X3/4 SOCKET HEAD</b>	F05006-102	2	
<b>25</b>	<b>FITTING, 1/8 NPT SOCKET PIPE PLUG</b>	P30127	1	
<b>26</b>	<b>FITTING, 1/8FPT COUPLING</b>	P05748	1	
<b>27</b>	<b>NIPPLE, 1/8 DRY SEAL</b>	P02764	1	

<sup>1</sup> Used only from the flanged side of the roller

## 2.2 Blade Guide Assembly, Idle Side (Optional)



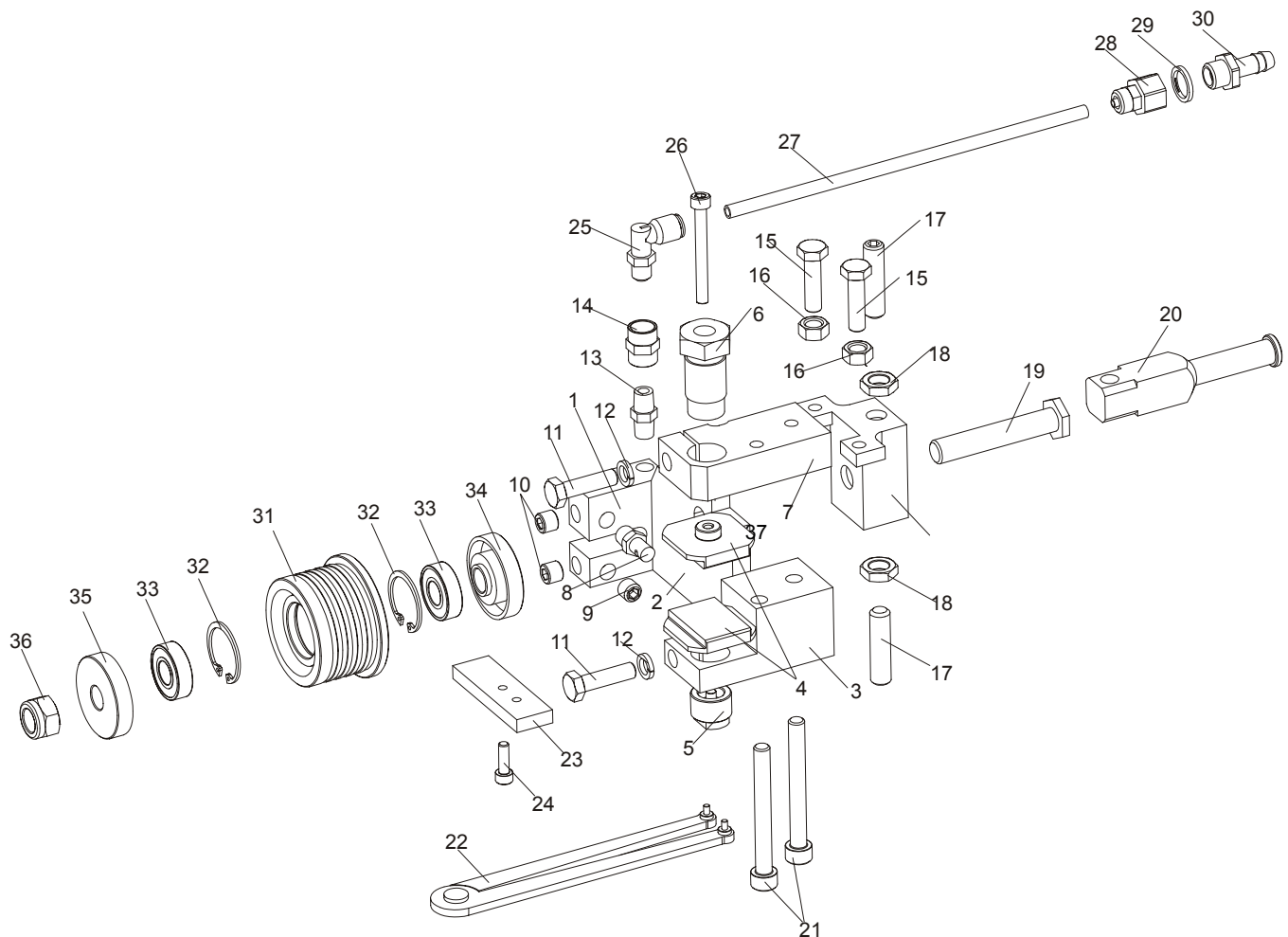
REF	DESCRIPTION (◆ Indicates Parts Available In Assemblies Only)	PART#	QTY.
	<b>BLADE GUIDE ASSEMBLY, IDLE SIDE, EXTENDED (for optional use with 1 1/2" blades)</b>	093760	1
1	SHAFT, ZINC-PLATED BLADE GUIDE MOUNT	501406-1	1
	MOUNTING PLATE ASSEMBLY	093763	1
2	PLATE, BLADE GUIDE MOUNTING	093761	1
3	BLOCK, LOWER PAD MOUNT	093769	1
4	PIN, 3m6x14 DIN 6325 HRC 60 ROLL	F81048-6	2
	ROLLER, BLADE GUIDE EXTENDED W/BEARINGS	092939	1
5	ROLLER, BLADE GUIDE EXTENDED	087890	1
2	RING, W28 INSIDE RETAINING	F81090-9	2
7	BEARING, 6001 2RSR (FAG,SKF)	087893	2
8	RING, SPACER	087892	1
9	RING, SPACER	089891	1
10	NUT, M12-8 HEX NYLON ZINC LOCK	F81034-2	1
11	BOLT, M8x30 DIN933 A2-70 STAINLESS STEEL	F81002-27	2
12	WASHER, 8.2 SPLIT LOCK ZINC	F81054-4	2
13	BLOCK, BLADE GUIDE ZINC-PLATED	093430-1	1
14	BOLT, UPPER BLOCK ADJUSTMENT	089515	1
15	BOLT, M6x30 DIN933 A2-70 STAINLESS STEEL	F81001-37	1
16	BLOCK, UPPER PAD MOUNT	093762	1
17	BOLT, M8x30 DIN933 A2-70. STAINLESS STEEL	F81002-27	2
18	NUT, M8 DIN 934 A2-70 STAINLESS STEEL	F81032-7	2
19	SCREW, M10x1x40 Din913 SET STAINLESS STEEL	F81015-2	2
20	NUT, PN-EN ISO 8675-M10X1-04-St-A2 HEX THIN FINE THREAD	F81033-10	2

## 2 Blade Guide Rollers & Arm

### Blade Guide Assembly, Drive Side (Optional)

21	BLOCK, BLADE DEFLECTION ADJUSTMENT	087756	1	
22	SCREW, M8x40-8.8 HEX SOCKET HEAD CAP ZINC	F81002-29	2	
23	SCREW, M5X10 DIN 912 A2-70 HEX SOCKET HEAD CAP STAINLESS STEEL	F81000-23	1	
24	BLOCK, BLADE GUIDE ZINC-PLATED	093430-1	1	
25	SCREW, LOWER PAD ADJUSTMENT	090945	1	
26	BOLT, EXT. BLADE GUIDE ROLLER LONG	092940	1	

### 2.3 Blade Guide Assembly, Drive Side (Optional)

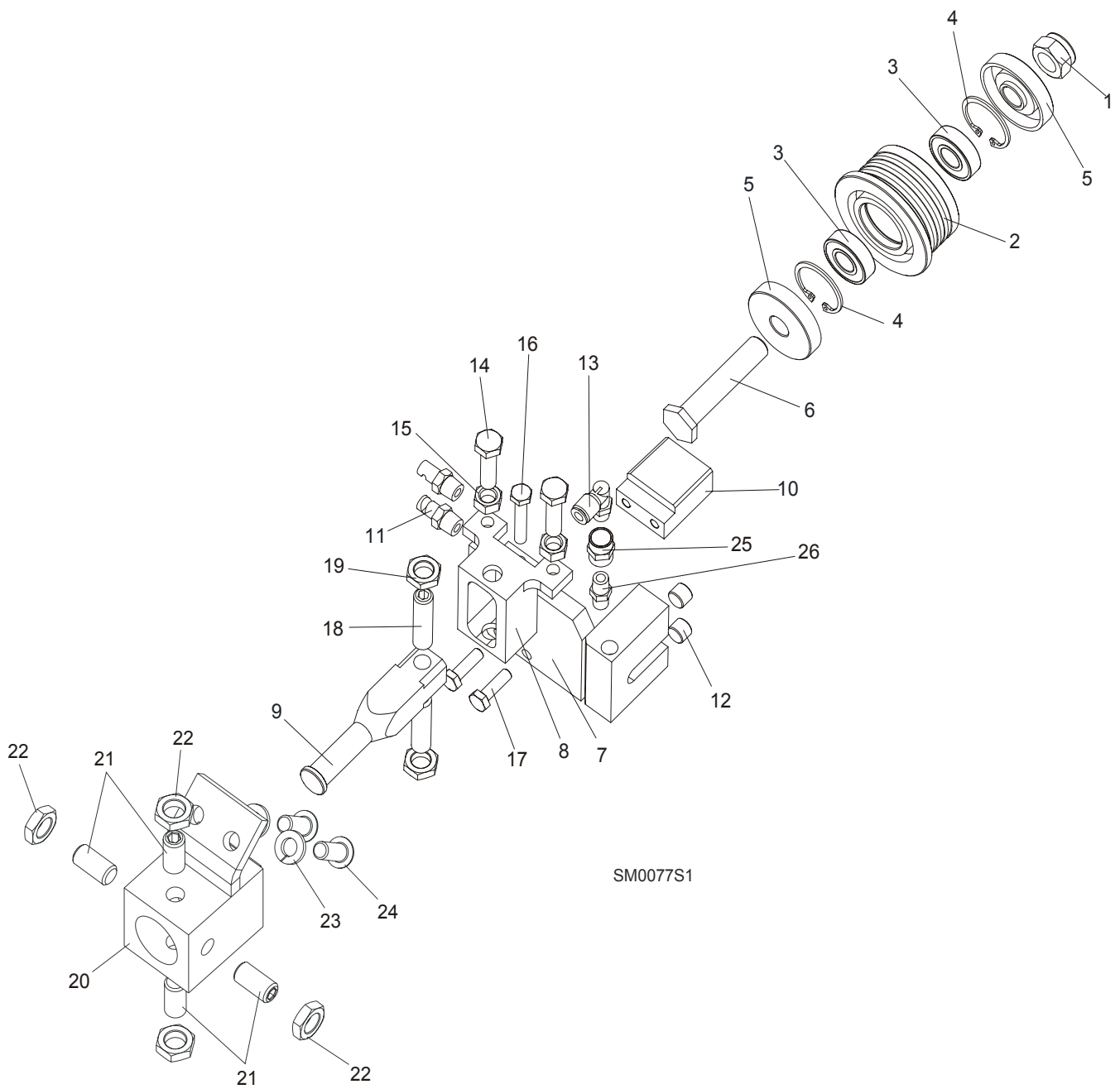


REF	DESCRIPTION (◆ Indicates Parts Available In Assemblies Only)	PART#	QTY.	
	<b>BLADE GUIDE ASSEMBLY,DRIVE SIDE, EXTENDED</b> (for optional use with 1 1/2" blades)	093768	1	
	NOZZLE & LOWER BLOCK MOUNT WELDMENT	093765	1	
1	BLOCK WELDMENT, NOZZLE MOUNTING	087751	1	
2	PLATE WELDMENT, MAIN	093766	1	
3	BLOCK, LOWER PAD MOUNT (LEFT)	093767	1	
4	BLOCK, BLADE GUIDE ZINC-PLATED	093430-1	2	
5	SCREW, LOWER PAD ADJUSTMENT ZINC-PLATED	090945-1	1	
6	BOLT, UPPER BLOCK ADJUSTMENT ZINC-PLATED	089515-1	1	
7	BLOCK, UPPER PAD MOUNT ZINC-PLATED	093762-1	1	
8	NOZZLE, BLADE WATER LUBE	016637	1	
9	FITTING, 1/8 NPT SOCKET PIPE PLUG	P30127	1	
10	PLUG, M10X1 DIN906 BN40 ZINC-PLATED	F81015-3	2	



11	BOLT, M8X30 DIN933 A2-70 STAINLESS STEEL	F81002-27	2	
12	WASHER, 8.2 SPLIT LOCK ZINC	F81054-4	2	
13	NIPPLE, 1/8 DRY SEAL	P02764	1	
14	FITTING, 1/8FPT COUPLING	P05748	1	
15	BOLT, M8X30 DIN933 A2-70 STAINLESS STEEL	F81002-27	2	
16	NUT, M8 DIN 934 A2-70 STAINLESS STEEL	F81032-7	2	
17	SCREW, M10X1X40 DIN913 A2-70 STAINLESS STEEL SET	F81015-2	2	
18	NUT, PN-EN ISO 8675-M10X1-04-ST-A2 HEX THIN W/FINE THREAD	F81033-10	2	
19	BOLT, EXT.BLADE GUIDE ROLLER LONG ZINC-PLATED	092940-1	1	
20	SHAFT, ZINC-PLATED BLADE GUIDE MOUNT	501406-1	1	
21	SCREW, M8X40-8.8 HEX SOCKET HEAD CAP ZINC	F81002-29	2	
22	SPANNER, 62860-3 (Perschmann) ADJUSTABLE	090949	1	
	PLATE, BLADE GUIDE ADJUSTMENT COMPLETE	090951	1	
23	PLATE, BLADE GUIDE ADJUSTMENT ZINC-PLATED	090951-1	1	
24	SCREW, M5X16-8.8 HEX SOCKET HEAD CAP ZINC	F81000-25	1	
25	ELBOW, 90 DEG 1/8MPT 1/4 TUBE SWIVEL	P09736	1	
26	SCREW, M5x45 DIN912 A2-70 HEX SOCKET HEAD CAP STAINLESS STEEL	F81000-24	1	
	FITTING, 10/6.35 COMPLETE REDUCER	092782	1	
27	CABLE, COMPLETE REDUCER FITTING	092785	1	
28	FITTING, MV13/06 nr 13700 (RECTUS)	092784	1	
29	SEAL, G1/4 866-014-000-0 (REXROTH)	090809	1	
30	BUSHING, GT13/09 nr 13539 (RECTUS)	092783	1	
	ROLLER, BLADE GUIDE EXTENDED W/BEARINGS	092939	1	
31	ROLLER, BLADE GUIDE EXTENDED	087890	1	
32	RING, W28 INSIDE RETAINING	F81080-9	2	
33	BEARING, 6001 2RSR (FAG, SKF)	087893	2	
34	RING, ZINC-PLATED SPACER	087892-1	1	
35	RING, ZINC-PLATED SPACER	087891-1	1	
36	NUT, M12-8 HEX NYLON ZINC LOCK	F81034-2	1	
37	BLOCK, BLADE DEFLECTION ADJUSTMENT ZINC-PLATED	087756-1	1	

**2.4 Idle Side Blade Guide Assembly, Optional (LMS)**

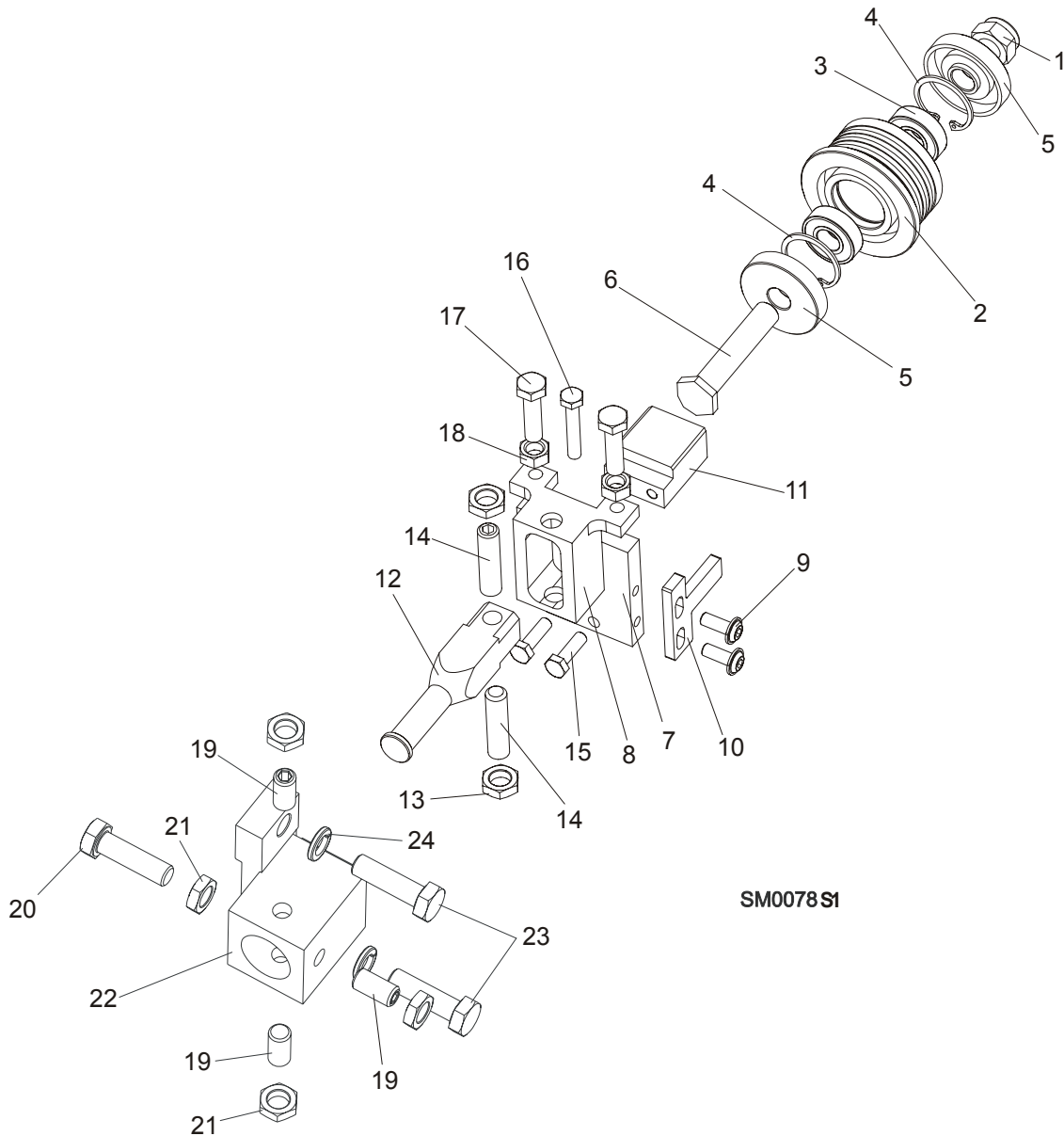


REF	DESCRIPTION (◆ Indicates Parts Available In Assemblies Only)	PART#	QTY.
	<b>BLADE GUIDE ASSEMBLY, IDLE SIDE</b>	087749	1
	<b>BLADE GUIDE ASSEMBLY, IDLE SIDE. EXTENDED</b> (for optional use with 1 1/2" blades)	092996	1
	Roller, Blade Guide Narrow W/Bearings	088261	1
	Roller, Blade Guide W/Bearings Extended (for optional use with 1 1/2" blades)	092939	1
<b>1</b>	Nut, M12-8 Hex Nylon Zinc Lock	F81034-2	1
<b>2</b>	Roller, Blade Guide Narrow	087889	1
	Roller, Blade Guide Extended (for optional use with 1 1/2" blades)	087890	1

3	Bearing, 6001 2RSR NACHI	087893	2	
4	Ring, W28 Inside Retaining	F81090-9	2	
5	Washer, Spacer	087891	2 (1)	
	Washer, Spacer (used with the Extended Roller only) <sup>1</sup>	087892-1	1	
6	Bolt, Blade Guide Roller Zinc-Plated	087761-1	1	
	Bolt, Blade Guide Roller Zinc Plated (used with the Extended Roller only)	092940-1	1	
7	Block Weldment, Nozzle Zinc-Plated	087750-1	1	
8	Block, Zinc-Plated Roller Guide Adjuster	087756-1	1	
9	Shaft, Zinc-Plated Blade Guide Mount (Narrow Roller)	088255-1	1	
	Shaft, Zinc-Plated Blade Guide Mount (Wide Roller)	501406-1	1	
10	Block, Blade Guide Zinc	096956-1	1	
11	Nozzle, Blade Lube Spray	033479	2	
12	Plug, M10x1 DIN 906 BN40 "BOSSARD"	F81015-3	2	
13	Fitting, 90° Elbow 1/8NPT-1/4 Tube Swivel	P09736	1	
14	Bolt, M8x30 DIN933 A2-70 Stainless Steel	F81002-27	2	
15	Nut, M8 DIN934 A2-70 Stainless Steel	F81032-7	2	
16	Bolt, M6x30 DIN933 A2-70 Stainless Steel	F81001-37	1	
17	Bolt, M6x20-8.8 Hex Head Full Thread Zinc	F81001-2	2	
18	Screw, M10x1x40 DIN913 Stainless Steel Set	F81015-2	2	
19	Nut, M10x1-04-ST-A2 ISO 8675 Thin	F81033-10	2	
20	<b>BLOCK WELDMENT, PAINTED BLADE GUIDE MOUNT</b>	088292-1	1	
21	<b>SCREW, M10X1X20 DIN913 STAINLESS STEEL SET</b>	F81015-1	4	
22	<b>NUT, M10x1-04-ST-A2 ISO 8675 THIN</b>	F81033-10	4	
23	<b>WASHER, 8.2 SPLIT LOCK ZINC</b>	F81054-4	2	
24	<b>BOLT, 5/16-18X3/4 SOCKET HEAD</b>	F05006-102	2	
25	<b>FITTING, 1/8FPT COUPLING</b>	P05748	1	
26	<b>NIPPLE, 1/8 DRY SEAL</b>	P02764	1	

<sup>1</sup> Used only from the flanged side of the roller

**2.5 Blade Guide Assembly, Drive Side**

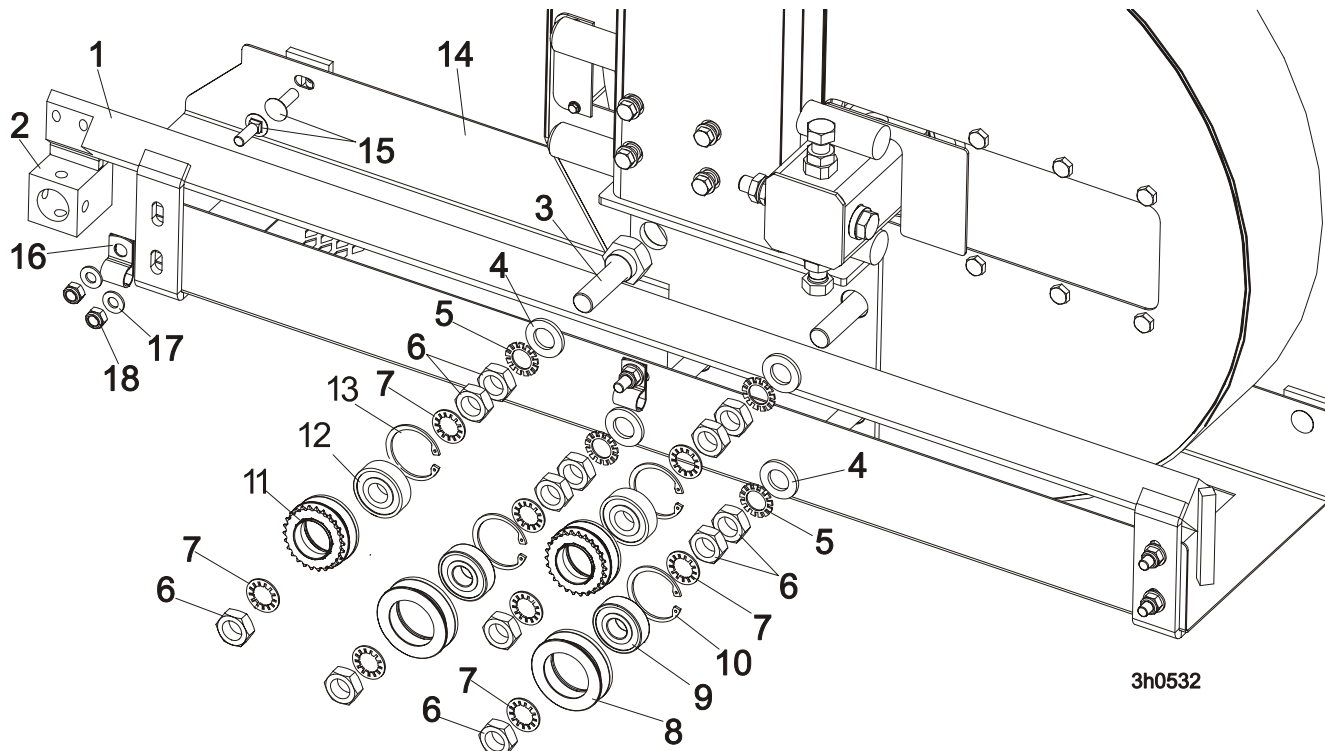


REF	DESCRIPTION (◆ Indicates Parts Available In Assemblies Only)	PART#	QTY.
	<b>BLADE GUIDE ASSEMBLY, DRIVE SIDE</b>	087748	1
	<b>BLADE GUIDE ASSEMBLY, DRIVE SIDE, Extended</b> (for optional use with 1 1/2" blades)	092995	1
	Roller, Blade Guide Narrow W/Bearings	088261	1
	Roller, Blade Guide W/Bearings Extended (for optional use with 1 1/2" blades)	092939	1
1	Nut, M12-8 Hex Nylon Zinc Lock	F81034-2	1
2	Roller, Blade Guide Narrow	087889	1
	Roller, Blade Guide Extended (for optional use with 1 1/2" blades)	087890	1
3	Bearing, 6001 2RSR NACHI	087893	2
4	Ring, W28 Inside Retaining	F81090-9	1

5	Washer, Spacer	087891	2 (1)	
	Washer, Spacer (used with the Extended Roller only) <sup>1</sup>	087892-1	1	
6	Bolt, Blade Guide Roller Zinc-Plated	087761-1	1	
	Bolt, Blade Guide Roller Zinc Plated (used with the Extended Roller only)	092940-1	1	
7	Plate, Zinc-Plated Blade Guide Mounting	087753-1	1	
8	Block, Zinc-Plated Roller Guide Adjuster	087756-1	1	
9	Screw, M6x16 BN 11252 "BOSSARD"	F81001-24	2	
10	Wiper, Blade Zinc-Plated	087757-1	1	
11	Block, Blade Guide Zinc	096956-1	1	
12	Shaft, Zinc-Plated Blade Guide Mount (Narrow Roller)	088255-1	1	
	Shaft, Zinc-Plated Blade Guide Mount (Wide Roller)	501406-1	1	
13	Nut, M10x1-04-ST-A2 ISO 8675 Thin	F81033-10	2	
14	Screw, M10x1x40 DIN913 Stainless Steel Set	F81015-2	2	
15	Bolt, M6x20-8.8 Hex Head Full Thread Zinc	F81001-2	2	
16	Bolt, M6x30 DIN933 A2-70 Stainless Steel	F81001-37	1	
17	Bolt, M8x30 DIN933 A2-70 Stainless Steel	F81002-27	2	
18	Nut, M8 DIN934 A2-70 Stainless Steel	F81032-7	2	
19	Screw, M10X1X20 DIN913 Stainless Steel Set	F81015-1	3	
20	<b>BOLT, M10X1X25 DIN 933 STAINLESS STEEL</b>	F81003-28	1	
21	<b>NUT, M10x1-04-ST-A2 ISO 8675 THIN</b>	F81033-10	4	
22	<b>BLOCK WELDMENT, BLADE GUIDE MOUNT</b>	087744	1	
23	<b>BOLT, M10X35-8.8 HEX HEAD FULL THREAD ZINC</b>	F81003-17	2	
24	<b>WASHER, 10.2 SPLIT LOCK ZINC</b>	F81055-2	2	

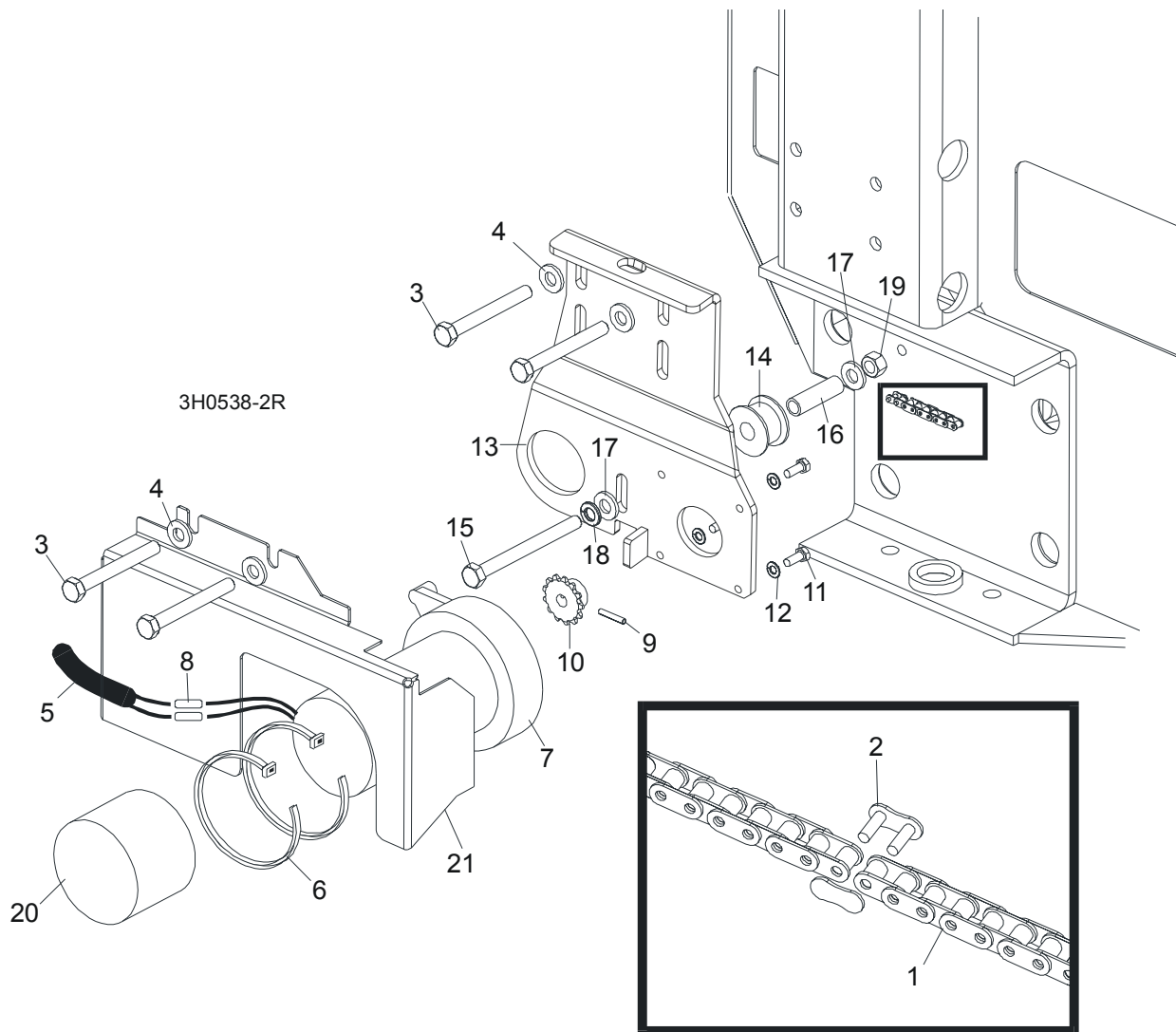
<sup>1</sup> Used only from the flanged side of the roller

## 2.6 Blade Guide Arm & Rollers



REF	DESCRIPTION (◆ Indicates Parts Available In Assemblies Only)	PART #	QTY.	
1	BLADE GUIDE ARM WELDMENT	087018-1	1	
2	BLOCK WELDMENT, PAINTED BLADE GUIDE MOUNT	088292-1	1	
3	BOLT, BLADE GUIDE ARM ROLLER CAM	086508-1	4	
4	WASHER, 17 FLAT	F81058-1	4	
5	WASHER, 5/8" EXTERNAL STAR	F05011-26	4	
6	NUT, 5/8-18 HEX JAM	F05010-11	12	
7	WASHER, 5/8" INTERNAL STAR	F05011-25	8	
	<b>ROLLER ASSEMBLY, BLADE GUIDE ARM WITH BEARING</b>	093855	2	
8	Roller, Blade Guide Arm V-Groove	093856-1	1	◆
9	Bearing, 6203-2RSP6-5/8 CX	095087	1	
10	Ring, W40 Retaining	F81090-3	1	
	<b>ROLLER ASSEMBLY, BLADE GUIDE ARM WITH BEARING AND SPROCKET</b>	501496	2	
11	Roller, Blade Guide Arm w/Sprocket	501495-1	1	◆
12	Bearing, 6203-2RSP6-5/8 CX	095087	1	
13	Ring, W40 Retaining	F81090-3	1	◆
14	GUIDE, BLADE	087042-1	1	
15	BOLT, M8x20-8.8 Fe/Zn5 PN-M/82406	F81002-11	7	
16	CLAMP, 1/2EMT COATED	P07584	2	
17	WASHER, 8.4 FLAT ZINC	F81054-1	7	
18	NUT, M8-8-B HEX NYLON ZINC LOCK	F81032-2	7	

## 2.7 Blade Guide Arm Drive Assembly



REF	DESCRIPTION (◆ Indicates Parts Available In Assemblies Only)	PART #	QTY.
1	CHAIN, #25 X 20 1/4"	P09984	1
2	LINK, #25 MASTER	P09983	1
3	BOLT, 5/16-18 X 2 3/4" HEX HEAD GRADE 5	F05006-28	4
4	WASHER, 8.4 FLAT	F81054-1	4
5	TUBE, 3/8" X 1/2" NEOPRENE	R01897	0,75 m
6	WRAP, 1/4" X 6" TIE	F05089-1	2
	<b>DRIVE ASSEMBLY, BLADE GUIDE ARM</b>	091005	1
	Motor Assembly, Blade Guide Arm Replacement	A10365	1
7	Motor, Blade Guide Arm 53:1 Gear	P09698-1	1
	Housing, Klauber Motor End	P12756	1
	Gear Kit, Klauber Motor Replacement	P12569	1
	Brush Kit, Gear Motor Replacement	P12800	1
	Shaft Kit, Klauber Gear Motor Replacement	009695	1
8	Connector, 14 Gauge Butt	F04875-1	2

## 2 Blade Guide Rollers & Arm

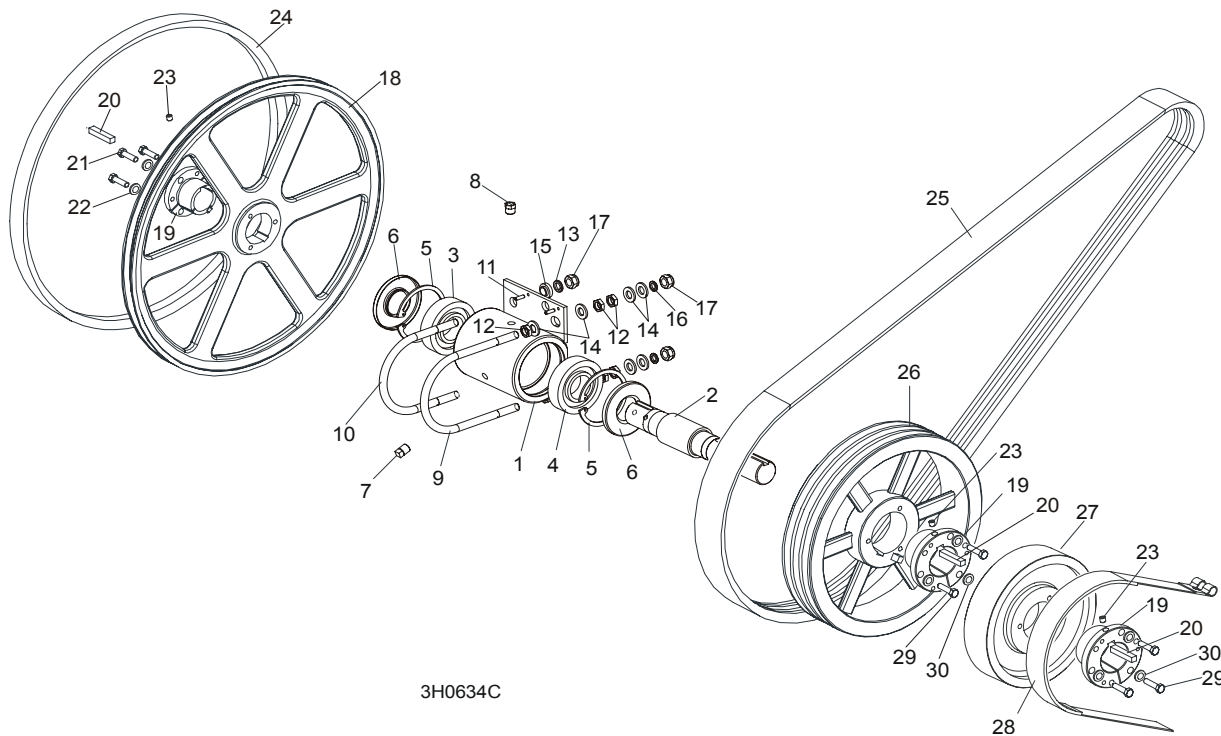
### Blade Guide Arm Drive Assembly

9	Pin, 1/8" X 3/4" Roll	F05012-6	1	
10	Sprocket, Gear Motor #25 14-Tooth	P09970	1	
11	Screw, #10-32 x 1/2" Hex Head	F05004-60	4	
12	Washer, 5.1 Split Lock	F81052-2	4	
	Instruction Sheet, Blade Guide Arm Motor	A10353-296	1	
13	Bracket, Blade Guide Arm Motor Mount	087994-1	1	
14	Roller, Blade Guide Arm Chain Idler	S09999	1	
15	Bolt, M8x90-8.8 Hex Head Full Thread	F81002-16	1	
16	Spacer, 5/16" I.D. X 1 1/2"	S09996	1	
17	Washer, 5/16" SAE Flat	F81054-1	3	
18	Washer, 8.2 Split Lock	F05011-13	1	
19	Nut, M8-8-B Hex Lock	F81032-1	1	
20	Boot, Gear Motor Weather	023720	1	
21	<b>COVER, BLADE GUIDE ARM MOTOR</b>	093460-1	1	



## SECTION 3 BLADE WHEELS & TENSIONER

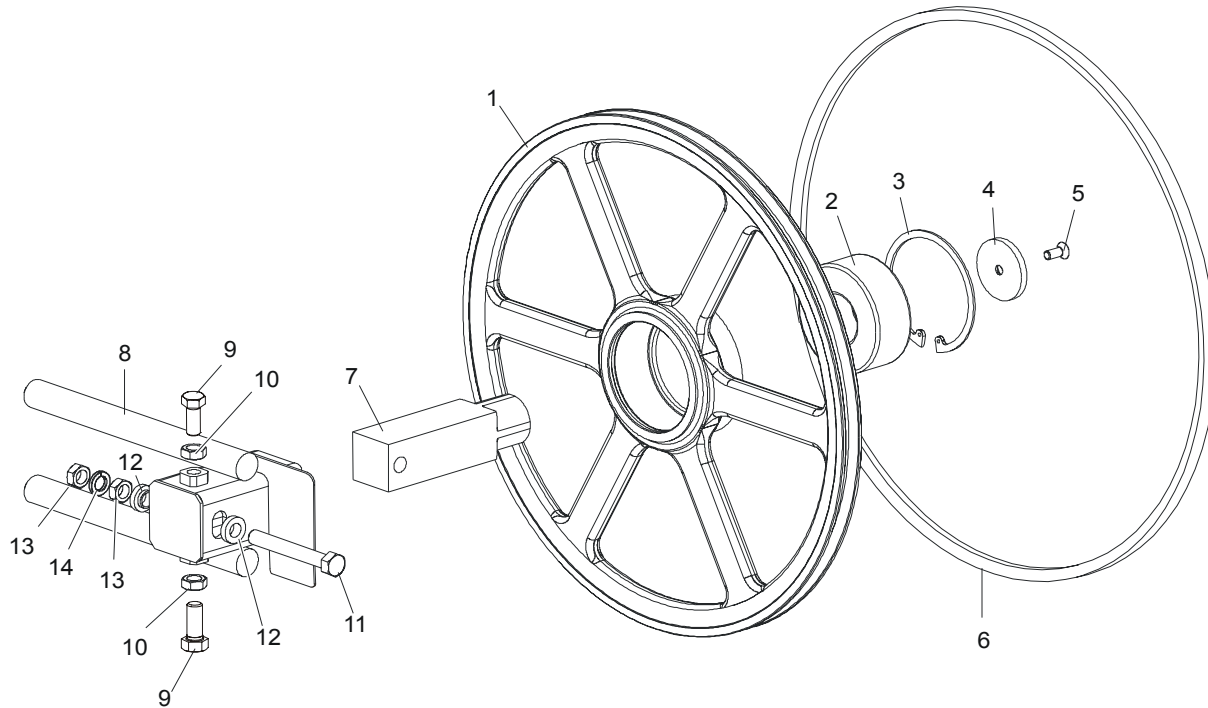
### 3.1 Blade Drive Assembly



REF	DESCRIPTION (◆ Indicates Parts Available In Assemblies Only)	PART #	QTY.
	<b>BEARING ASSEMBLY, DRIVE</b>	086291	1
1	Housing, Blade Wheel Drive Bearing	086293	1
2	Shaft, Blade Wheel Drive	086292	1
3	Bearing, Blade Wheel Drive NJ308	085939	1
4	Bearing, Blade Wheel Drive #6308	085940	1
5	Ring, 90mm Interior Retaining #117	F04254-17	2
6	Seal, Drive Bearing #CR15890	P10206	2
7	Plug, 1/4" NPT Square Head	P05498	1
8	Plug, 1/4" NPT Vented	P12868	1
9	Bolt, 1/2-13 Long U	S10207-1P	1
10	Bolt, 1/2-13 Short U	S10207-2P	1
11	Pin, 3/16" X 5/8" Roll	F05012-22	2
12	Nut, M12-04-A Hex Jam	F81034-6	6
13	Washer, 12.2 Split Lock	F81056-2	2
14	Washer, 13 SAE Flat	F81056-1	8
15	Spacer, Zinc	086769-1	2
16	Washer, 10.2 Split Lock Zinc	F81055-2	2
17	Nut, M12-8 Hex Nylon Lock	F81034-2	4
	<b>WHEEL KIT, DRIVE SIDE BLADE</b>	014562	1
18	Wheel, Drive Side Blade	016284	1
19	Bushing, Modified 1 9/16" P1	087214	1
20	<b>KEY, 9.5h7x9.5x3.8</b>	087384	3
21	<b>BOLT, UNC 1/4"x1 1/2"-8.8 ZINC DIN933 HEX HEAD</b>	F05005-31	3

22	WASHER, 1/4" UNC ZINC SPLIT LOCK	F81052-21	3	
23	SCREW, M8x8-33H ZINC HEX SOCKET SET FLAT POINT	F81014-1	3	
24	BELT, BLADE WHEEL B57	P04185	1	
25	BELT, 3BX72 DRIVE (D42)	014085	1	
	BELT, 3BX73 DRIVE (D38)	091548	1	
	BELT, 3BX74 DRIVE (E25HP 50HZ)	014249	1	
26	PULLEY, 3B5V124 SPECIAL DRIVE	087203-1	1	
27	WHEEL, BRAKE	087204-1	1	
28	STRAP, METAL-BACKED BRAKE	014391	1	
29	BOLT, M8X35-8.8 ZINC HEX HEAD FULL THREAD	F81002-13	6	
30	WASHER, 8.2 ZINC SPLIT LOCK	F81054-4	6	

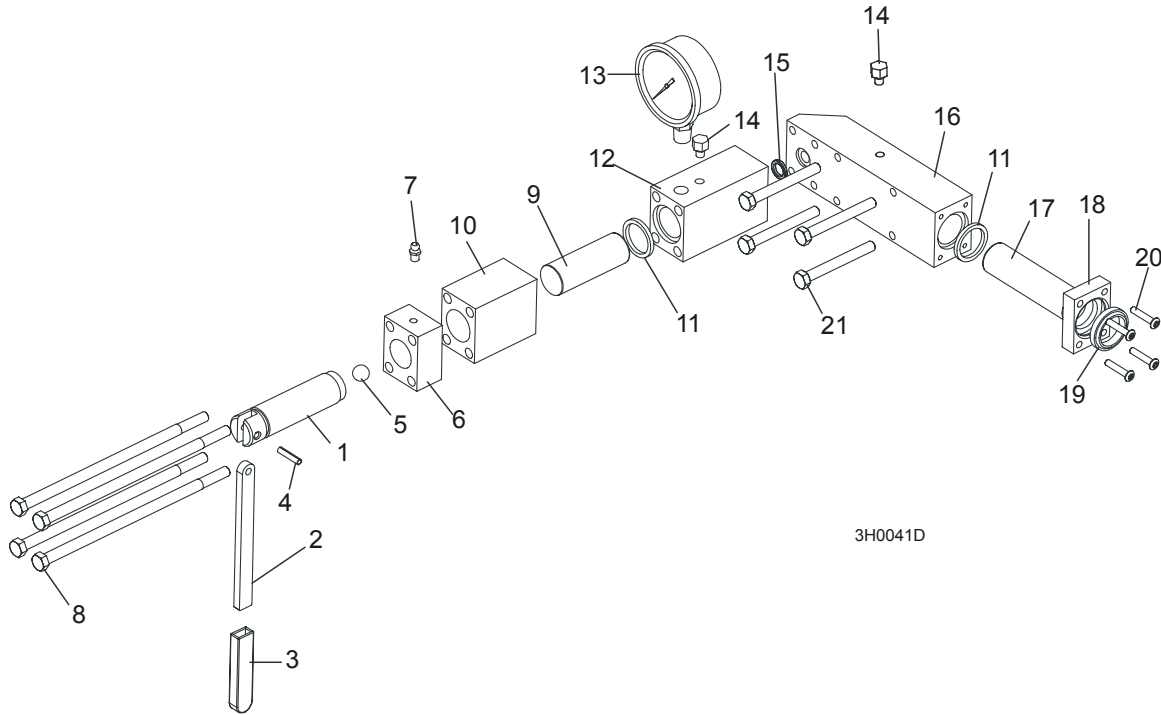
### 3.2 Idle Blade Wheel Assembly



SM0241C

REF	DESCRIPTION (◆ Indicates Parts Available In Assemblies Only)	PART #	QTY.	
	<b>WHEEL ASSEMBLY, IDLE SIDE BLADE</b>	016120	1	
1	Wheel, Idle Side Blade	016013	1	◆
2	Bearing, Idle Side Blade Wheel 3309 B.2RSR TVH FAQ	086428	1	
3	Ring, 100mm Internal Retaining Beveled	F04254-28	1	
4	<b>RETAINER, ZINC</b>	095929-1	1	
5	<b>BOLT, M10x25 -10.9- Fe/Zn5 DIN 7991</b>	F81003-82	1	
6	<b>BELT, BLADE WHEEL B57</b>	P04185	1	
7	<b>SHAFT, IDLE BLADE WHEEL</b>	095732	1	
8	<b>HOUSING, IDLE BLADE WHEEL SHAFT</b>	087665	1	
9	<b>BOLT, 1/2-20 X 1 1/2" HEX HEAD GRADE 5</b>	F05008-53	2	
10	<b>NUT, 1/2-20 HEX JAM</b>	F05010-16	2	
11	<b>BOLT, M12x1,25x100-8.8 HEX HEAD FULL THREAD GRADE 2</b>	F81004-41	1	
12	<b>SPACER, 1/2" I.D. FLANGED</b>	086769-1	2	
13	<b>NUT, M12x1,25 8.8 HEX JAM</b>	F81034-5	2	
14	<b>WASHER, 12.2 SPLIT LOCK</b>	F81056-2	1	

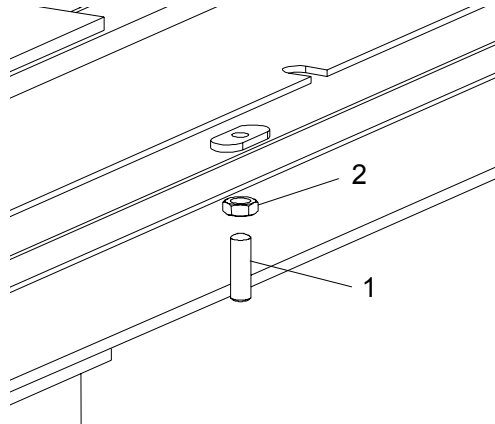
### 3.3 Hydraulic Blade Tensioner Assembly



REF	DESCRIPTION (◆ Indicates Parts Available In Assemblies Only)	PART #	QTY.
	<b>HYDRAULIC BLADE TENSIONER ASSEMBLY</b>	A10054	1
	Handle Assembly, Hydraulic Blade Tensioner Screw	A12294	1
1	Screw, Hydraulic Blade Tensioner	S10056	1
2	Handle, Hydraulic Tensioner Screw	095930	1
3	Sleeve, Plastic Handle	P08072	1
4	Pin, 3/16" x 7/8" Roll	F05012-11	1
5	Ball, 1/2" Steel	P02720	1
6	Block, Threaded Tensioner End	S10062	1
7	Fitting, 1/4-28 Grease	P05060	1
	Instruction Sheet, Tensioner Screw	A12294-518	1
8	Bolt, 5/16-18 X 7 1/2" Hex Head Grade 5	F05006-43	4
9	Piston, Hydraulic Tensioner Front 2 3/4" Long	S10060	1
10	Block, Piston Guide	S10061	1
11	Seal, 1" Diameter	P10051	2
12	Block, Hydraulic Tensioner Gauge Mounting	S10140	1
13	Gauge, 3000 PSI	090552	1
14	Plug, Hydraulic Tensioner Fill	P10065	2
15	Ring, 5/8" X 3/32" Square "O"	P10377	1
16	Block, Rear Tensioner Piston	S10142	1
17	Piston, Hydraulic Tensioner Rear 3 5/8" Long	S10059	1
18	Block, Rear Piston End	S10089	1
19	Wiper, 1" Diameter	P10053	1
20	Bolt, #10-24 X 1" Socket Button Head	F05004-43	4
21	Bolt, 5/16-18 X 2 3/4" Hex Head Grade 5	F05006-28	4
	Instruction Sheet, Hydraulic Tensioner Installation	A10136-272	1

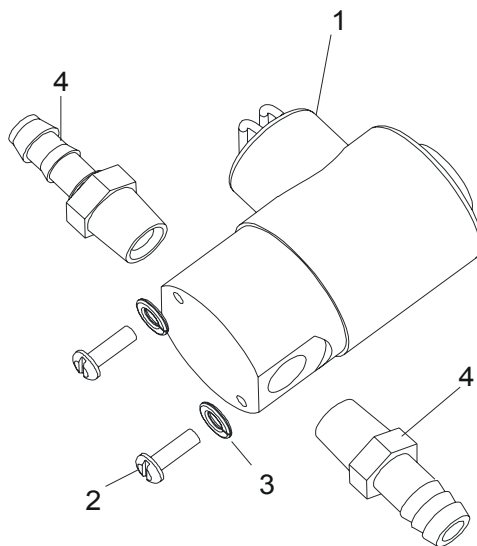
## SECTION 4 SAW HEAD

### 4.1 Middle Throat Screw



REF	DESCRIPTION (◆ Indicates Parts Available In Assemblies Only)	PART #	QTY.	
1	SCREW, M10X40-45H OVAL POINT SOCKET SET, ZINC	F81003-61	1	
2	NUT, M10-8-B HEX JAM, ZINC	F81033-3	1	

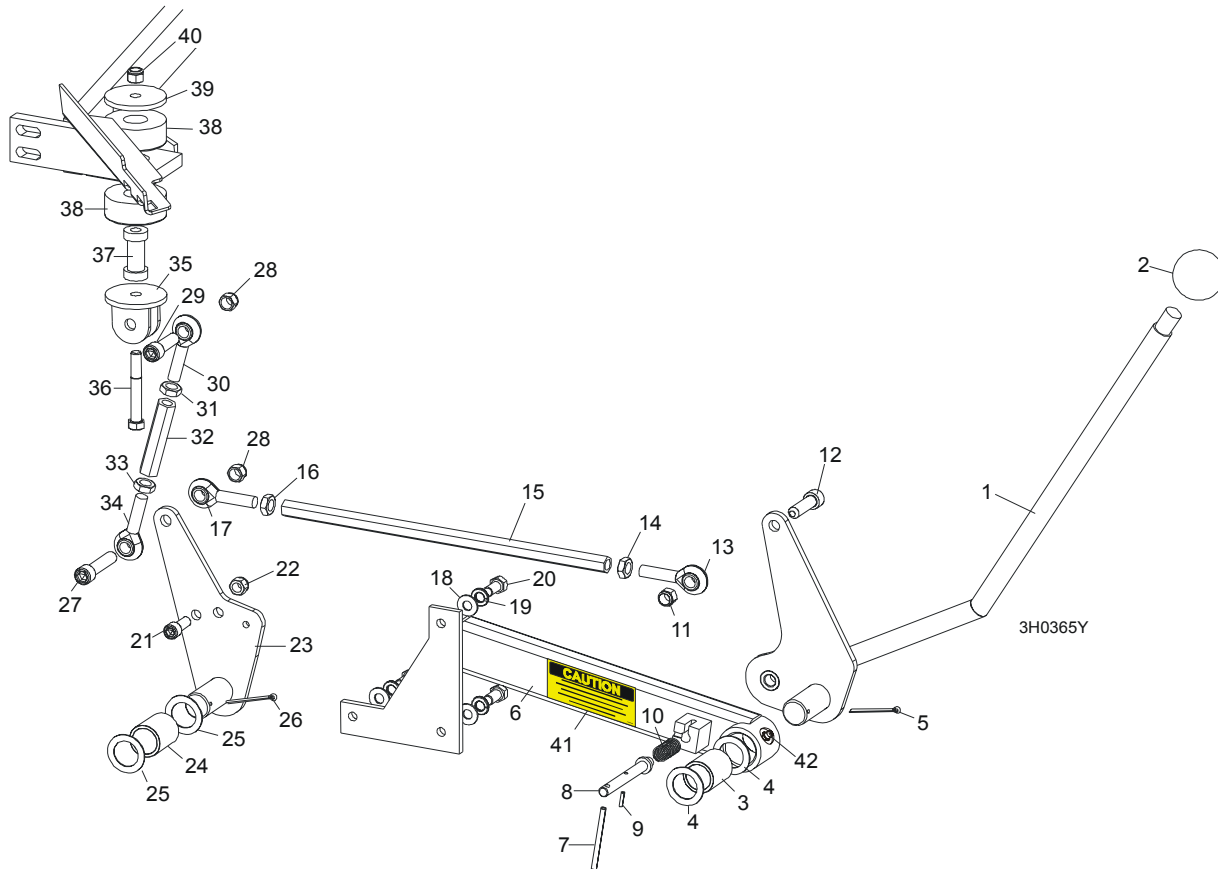
### 4.2 Water Lube Solenoid Valve



3H0310B

REF	DESCRIPTION (◆ Indicates Parts Available In Assemblies Only)	PART #	QTY.	
1	VALVE, WATER LUBE SOLENOID	016140	1	
2	SCREW, #10-32X1/2" CROSS SLOT ROUND HEAD	F05004-60	2	
3	WASHER, 5.1 SPLIT LOCK	F81052-2	2	
4	FITTING, 1/4" MALE NPT 3/8" HOSE BARB	P04682	2	

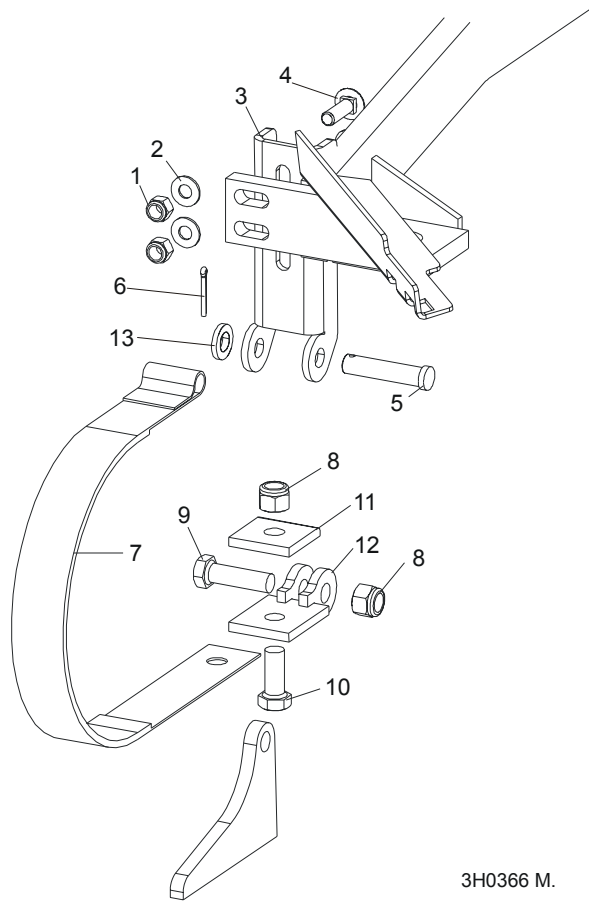
### 4.3 Clutch Lever Assembly



REF	DESCRIPTION (◆ Indicates Parts Available In Assemblies Only)	PART #	QTY.	
	<b>HANDLE ASSEMBLY, EXTENDED CLUTCH/BRAKE</b>	086242	1	
1	Lever, Clutch/Brake	086339-1	1	◆
2	Knob, Plastic Round	086337	1	
3	Bushing, Clutch/Brake Pivot	P05041	1	
4	Washer, Clutch/Brake Pivot	087051-1	2	
5	Pin, 1/8" X 1 3/4" Cotter	F05012-43	1	
6	Extension Weldment, Clutch Handle	086244-1	1	
7	Pin, 3/16 x 2 1/2" Roll	F05012-27	1	
8	Pin, Clutch Detent	086243	1	◆
9	Pin, 1/8" x 9/16" Roll	F05012-30	1	
10	Spring, .58" OD x 1 1/8"	021243	1	
11	Nut, 7/16-20 Nylon Lock	F05010-83	1	
12	Screw, 7/16-20 x 1 1/2" Socket Head	F05007-55	1	
13	Rod End, 7/16-20 Left Hand Thread	P11578	1	
14	Nut, 7/16-20 Hex Jam Left Hand Thread	F05010-87	1	
15	Rod, Clutch Extension	015073	1	
16	Nut, 7/16-20 Hex Jam	F05010-38	1	
17	Rod End, 7/16-20 Right Hand Thread	P11579	1	
18	<b>WASHER, 8.4 SAE FLAT</b>	F81054-1	3	
19	<b>WASHER, 8.2 SPLIT LOCK</b>	F81054-4	3	

20	<b>BOLT, M8X20-8.8-B HEX HEAD</b>	F81002-4	3	
21	<b>BOLT ,M10 X 25 SOCKET HEAD</b>	F81003-32	1	
22	<b>NUT, M10-8-B HEX NYLON LOCK</b>	F81033-1	1	
23	<b>PLATE WELDMENT, CLUTCH PIVOT</b>	087086-1	1	
24	<b>BUSHING, CLUTCH/BRAKE PIVOT</b>	P05041	1	
25	<b>WASHER, CLUTCH/BRAKE PIVOT</b>	087051-1	2	
26	<b>PIN, 1/8" X 1 3/4" COTTER</b>	F05012-43	1	
27	<b>SCREW, 7/16-20 X 2" SOCKET HEAD</b>	F05007-120	1	
28	<b>NUT, 7/16-20 HEX NYLON LOCK</b>	F05010-83	2	
29	<b>SCREW, 7/16-20 X 2" SOCKET HEAD</b>	F05007-120	1	
	<b>TURNBUCKLE ASSEMBLY, CLUTCH/BRAKE LEVER</b>	A12304	1	
	<b>TURNBUCKLE ASSEMBLY, 3 3/4" CLUTCH/BRAKE LEVER (50Hz Electric Only)</b>	A11576	1	
30	Rod End, 7/16-20 Right Hand Thread	P11579	1	
31	Nut, 7/16-20 Hex Jam	F05010-38	1	
32	Turnbuckle, 3" Clutch/Brake Lever	S11577	1	
	Turnbuckle, 3 3/4" Clutch/Brake Lever (50Hz Electric Only)	S12262	1	
33	Nut, 7/16-20 Hex Jam Left Hand Thread	F05010-87	1	
34	Rod End, 7/16-20 Left Hand Thread	P11578	1	
35	<b>BRACKET, CLUTCH MOUNT</b>	W12411-1	1	
36	<b>BOLT, M10X70-8.8 HEX HEAD, ZINC</b>	F81003-20	1	
37	<b>SPACER, MOTOR MOUNT VIBRATION BUSHING</b>	095928	1	
38	<b>BUSHING, MOTOR MOUNT VIBRATION</b>	P05032	2	
39	<b>WASHER, 3/8" I.D. X 2 1/4" O.D. X 3/16" THICK</b>	S12412-0	1	
40	<b>NUT, 3/8-16 NYLON LOCK</b>	F05010-10	1	
41	<b>DECAL, PLACE PIN IN DETENT POSITION</b>	085089	1	
42	<b>FITTING, M6 GREASE</b>	086280	1	

**4.4 Brake Assembly**

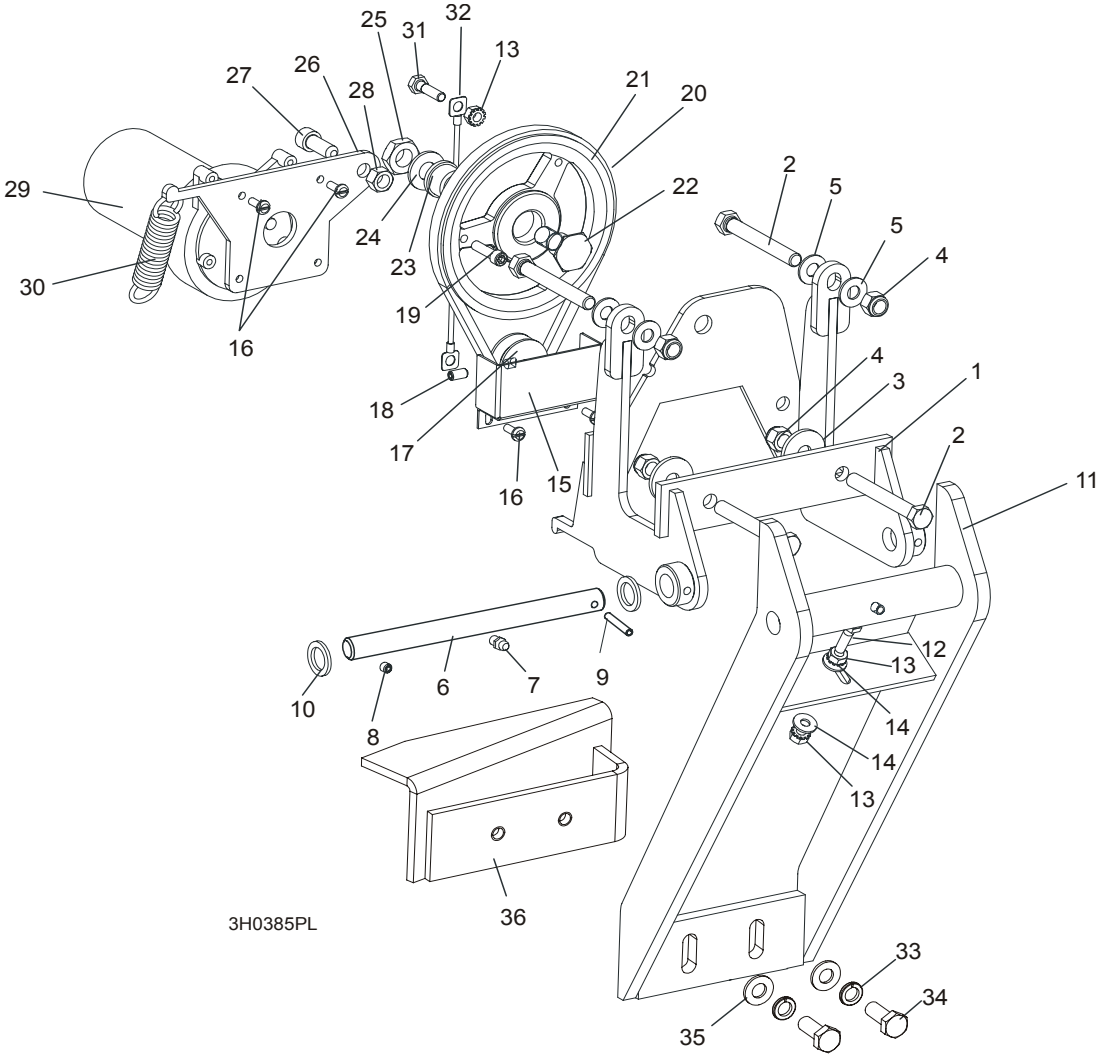


3H0366 M.

REF	DESCRIPTION (◆ Indicates Parts Available In Assemblies Only)	PART #	QTY.	
	<b>STRAP RETROFIT, SUPER BRAKE</b>	014441	1	
1	Nut, 3/8-16 Nylon Lock	F05010-10	2	
2	Washer, 10.5 Flat	F81055-1	2	
3	Bracket, Upper Super Brake Strap Mount	014395	1	
4	Bolt, 3/8-16 x 1 1/4" Carriage Head Grade 5	F05007-127	2	
5	Pin, 1/2" x 2 1/4" Clevis	F05012-81	1	
6	Pin, 1/8" x 1" Cotter	F05012-1	1	
7	Strap, Upper Pivot Metal Brake	014391	1	
8	Nut, M12-8-B Nylon Lock	F81034-2	2	
9	Bolt, M12 x 40-8.8 Hex Head	F81004-4	1	
10	Bolt, M12 x 30-8.8 Hex Head	F81004-22	1	
11	Washer, Brake Strap Clamp	090063-1	1	
12	Bracket Weldment, Brake Lower Pivot Painted	092200-1	1	
13	Washer, 13 Flat Zinc	F81056-1	1	



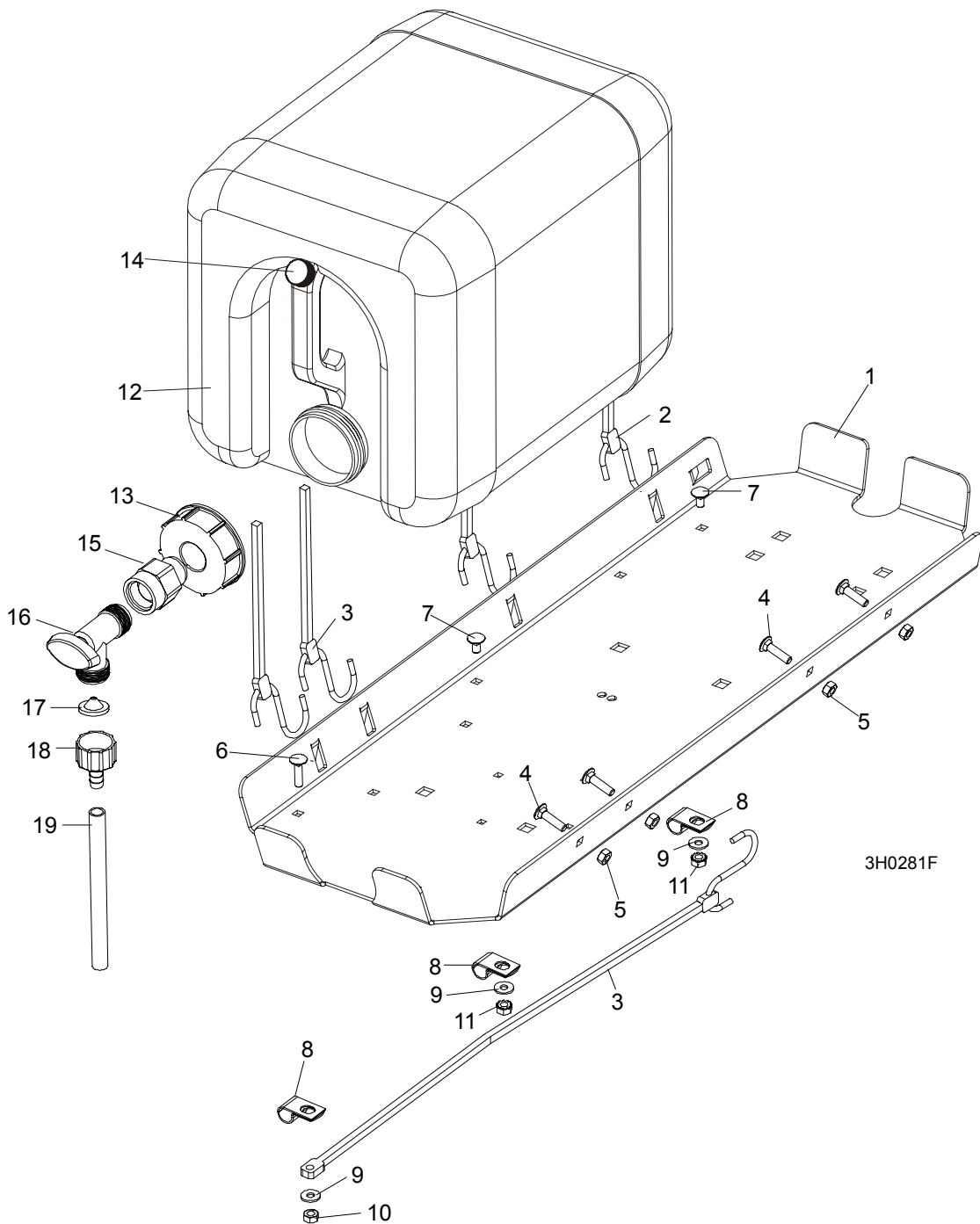
4.5 Board Return Assembly



REF	DESCRIPTION (◆ Indicates Parts Available In Assemblies Only)	PART #	QTY.
	<b>RETURN ASSEMBLY, BOARD</b>	087839-1	1
1	Mount Weldment, Board Return	087788-1	1
2	Bolt, 3/8-16 x 3" Full Thread Hex Head	F05007-1	4
3	Washer, 1/8" x 1 1/4"	F81055-1	2
4	Nut, 3/8-16 Hex Nylon Lock	F05010-10	4
5	Washer, 10.5 Flat	F81055-1	4
6	Pin Kit, Board Return Replacement Pivot	087837	1
7	Fitting, M6 Grease	086280	1
8	Screw, M6 X 8 Black Oxide Socket Head Set Cup Point	F81013-1	1
9	Pin, 5 X 30 Roll	F81044-21	1
10	Washer, 5/8" x 15/16" x .094 Nylon	F05011-19	2
11	Arm Weldment, Board Return	087838-1	1
12	Screw, 1/4-20 x 1" Full Thread Hex Head Cap	F05005-101	1
13	Nut, 1/4-20 Self Locking	F05010-9	3

14	Washer, 6.5 Flat	F81053-11	2	
15	Guard, Board Return Belt	087985-1	1	
16	Screw, 10-32 x 1/2" Hex Head Machine	F05004-60	4	
17	Sheave, 1.42 x .32	015074	1	
18	Screw, 1/4-20 Socket Head Set Cup Point Nylon	F05005-105	1	
19	Screw, 1/4-28 x 1/4" Socket Head Cap	F05005-1	1	
20	Belt, 3L190	015477	1	
21	Sheave, OK50 x 1/2" Modified	015224	1	
22	Bolt, Idler Pulley Pivot	015221	1	
23	Bushing, 5/8" x 7/8" x 1/2" Bronze	P05135	1	
24	Washer, 13 Flat	F81056-1	1	
25	Nut, 1/2-20 Jam Nylon Lock	F05010-79	1	
26	Plate, Motor Pivot	087871-1	1	
27	Screw, M10 x 25-8.8 Black Oxide Socket Head Cap	F81003-32	1	
28	Nut, 3/8-16 Self Locking	F05010-25	1	
29	Motor, 53:1 ASA Gear	P09698-1	1	
30	Spring, 3/4" x 2 7/8" x 12 Gauge	015479	1	
31	Bolt, 1/4-20 x 1" Hex Head Grade 5	F05005-101	1	
32	Cable, Board Return	016090	1	
33	Washer, 10.2 Split	F81055-2	2	
34	Bolt, M10-1.5x25mm HH Gr8.8	F81003-11	2	
35	Washer, 10.5 Flat	F81055-1	2	
36	Angle, Board Return	087835-1	1	

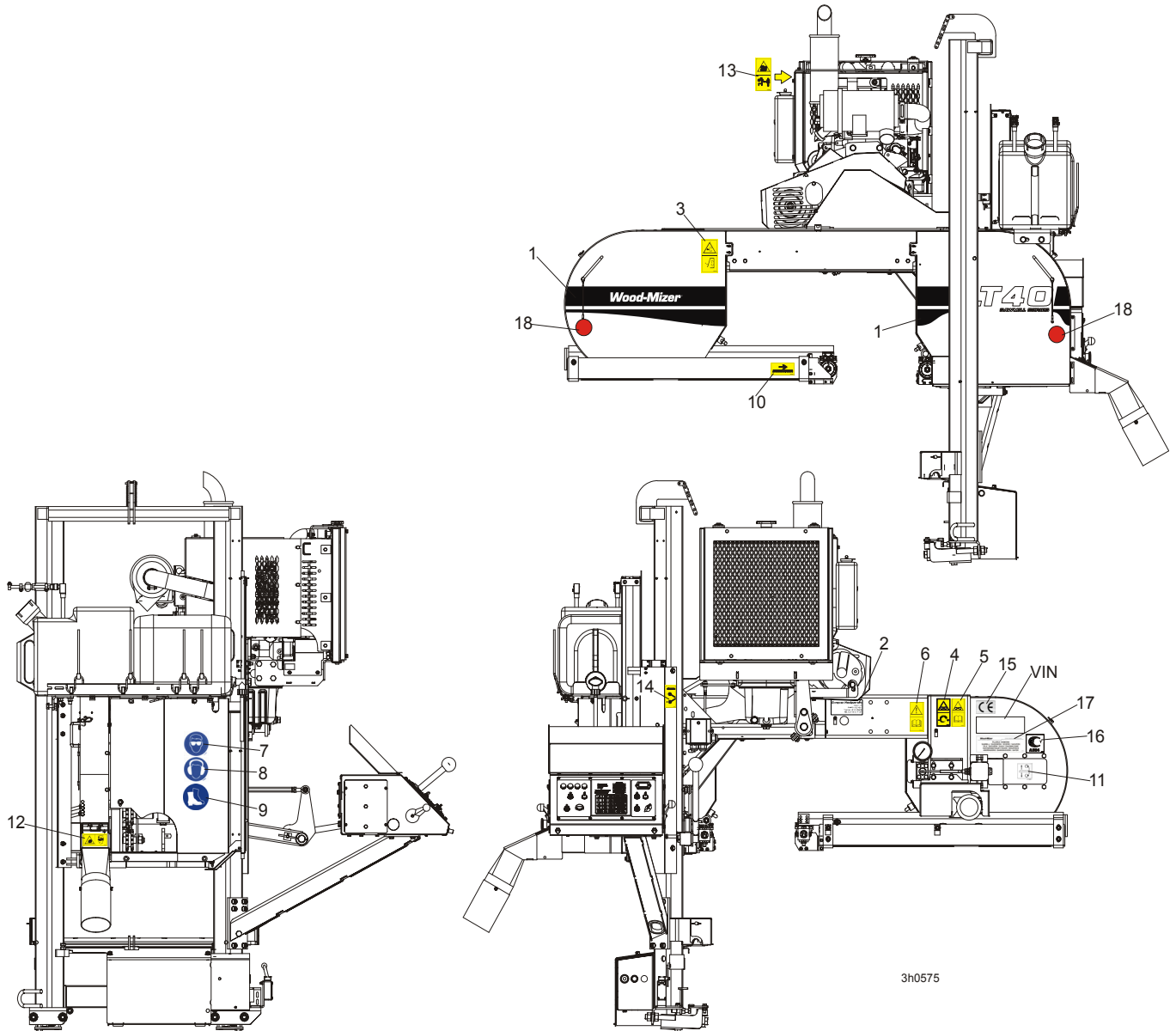
## 4.6 Water Lube Assembly



REF	DESCRIPTION (◆ Indicates Parts Available In Assemblies Only)	PART #	QTY.	
	<b>TRAY ASSEMBLY, FUEL TANK/WATER BOTTLE</b>	A11685	1	
1	Tray, Fuel Tank/Water Bottle	099600-1	1	◆
2	Strap, 24" Rubber (For Fuel Tank - See Engine Manual)	P11258	2	
3	Strap, 20" Rubber	P11668	3	
4	Bolt, 1/4-20 X 1" Carriage Head	F05005-34	4	
5	Nut, 1/4-20 Hex Lock	F05010-21	4	
6	<b>BOLT, 1/4-20 X 1" CARRIAGE HEAD</b>	F05005-34	1	

7	<b>BOLT, 1/4-20 X 1/2" CARRIAGE HEAD</b>	F05005-33	2	
8	<b>CLAMP, 1/2" EMT HOSE</b>	P07584	3	
9	<b>WASHER, 6.5 FLAT ZINC</b>	F81053-11	3	
10	<b>NUT, 1/4-20 HEX LOCK</b>	F05010-21	1	
11	<b>NUT, 1/4-20 SELF-LOCKING</b>	F05010-21	2	
	<b>BOTTLE, 5-GALLON WATER COMPLETE</b>	014637-1	1	
12	BOTTLE, 5-GALLON WATER	101295	1	
13	CAP, 5-GALLON WATER BOTTLE	036745	1	
14	CAP, VENT VALVE	061742	1	
15	<b>FITTING, 3/4FPT X 3/4MPT</b>	014636	1	
16	<b>FITTING, WATER LUBE SHUTOFF VALVE</b>	014100	1	
17	<b>FILTER, WATER LUBE</b>	016086	1	
18	<b>FITTING, 5/8" NPT TO 3/8" HOSE BARB</b>	014113	1	
19	<b>TUBING, WATER LUBE 3/8" I.D.</b>	R01885	2,1 m	

## 4.7 LT40DC Saw Head Decals



3h0575

REF	DESCRIPTION (◆ Indicates Parts Available In Assemblies Only)	PART #	QTY.
1	DECAL, LT40 SERIES SAWMILL	092763	1
	PICTOGRAPHIC DECAL KIT, LT40DC	099517	1
2	DECAL, EUROPEAN HEADQUARTERS ADDRESS	015841	1
3	DECAL, SAWMILL COVERS CAUTION	099220	2
4	DECAL, BLADE TENSION (PICTOGRAM)	099219	1
5	DECAL, BLADE TENSION - INSTRUCTIONS (PICTOGRAM)	099223	1
6	DECAL, READ OPERATOR'S MANUAL (PICTOGRAM)	096317	1
7	DECAL, EYE PROTECTION WARNING (PICTOGRAM)	S12004G	1
8	DECAL, EAR PROTECTION WARNING (PICTOGRAM)	S12005G	1
9	DECAL, USE SAFETY BOOTS (PICTOGRAM)	501465	1
10	DECAL, BLADE MOVEMENT DIRECTION (PICTOGRAM)	096321	1
11	DECAL, BLADE ALIGNMENT	P11789	1

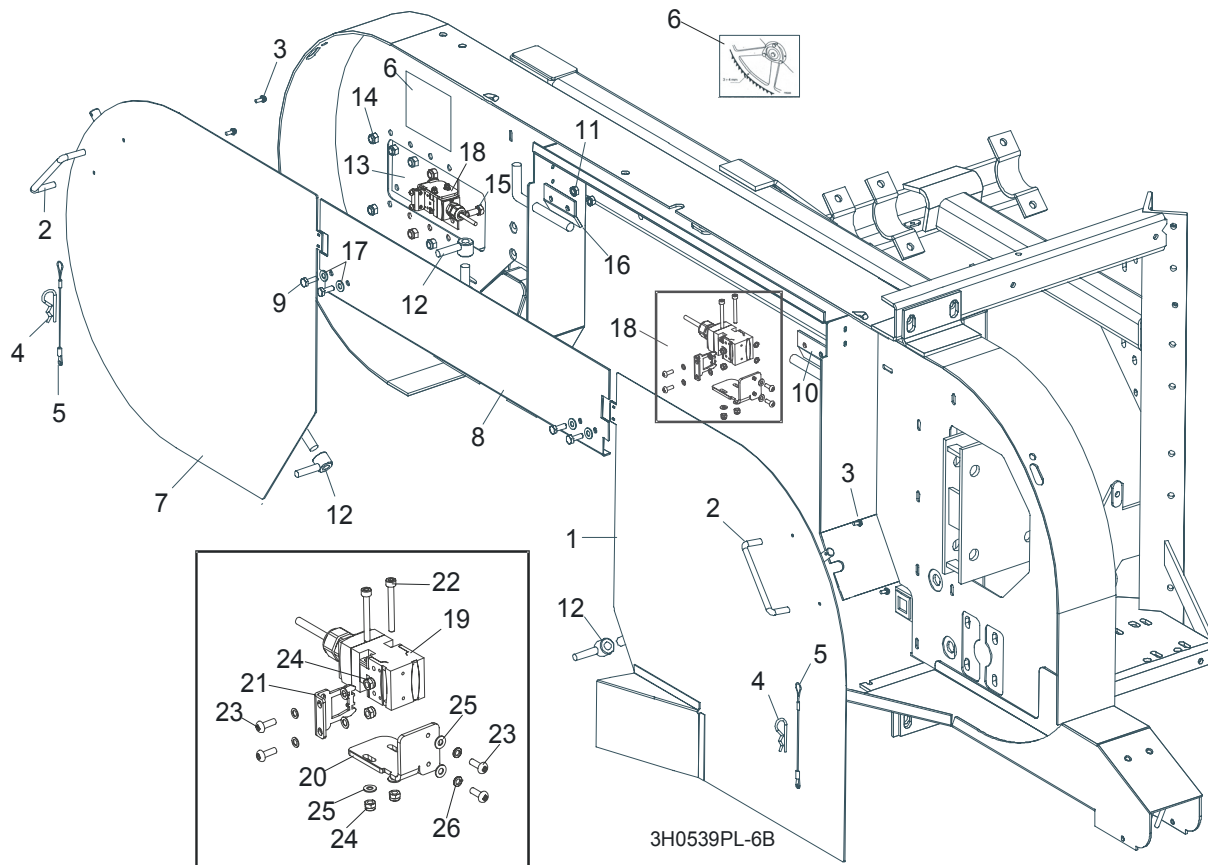
## 4

**Saw Head***LT40DC Saw Head Decals*

---

12	DECAL, SAWDUST CHUTE WARNING (PICTOGRAM)	099222	1	
13	DECAL, KEEP AWAY - HOT PARTS (PICTOGRAM)	086099	1	
14	DECAL, BLADE DRIVE WARNING (PICTOGRAM)	096315	1	
15	DECAL, CE CERTIFIED SAWMILL (SMALL)	P85070	1	
16	DECAL, RUSSIAN SAFETY CERTIFICATION	099401	1	
17	DECAL, INTERNATIONAL SAWMILL NAME	501466	1	
18	<b>REFLECTOR, 2 DIA RED (MOBILE SAWMILLS ONLY)</b>	P07452	1	

## 4.8 Blade Housing Covers

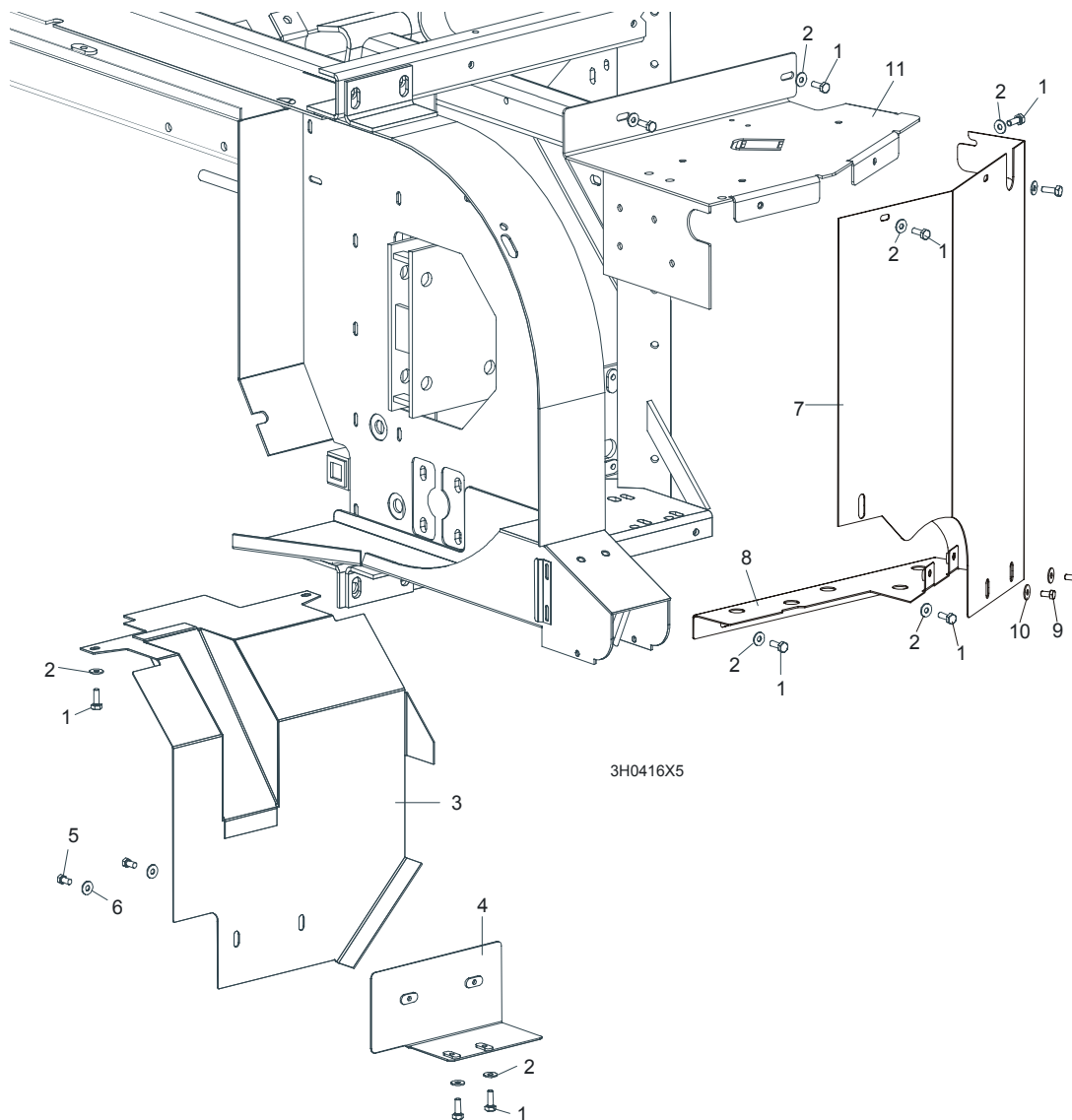


REF	DESCRIPTION (◆ Indicates Parts Available In Assemblies Only)	PART #	QTY.	
	<b>COVER ASSEMBLY, DRIVE SIDE BLADE HOUSING WITH HANDLE</b>	086195	1	
1	Cover Weldment, Drive Side Blade Housing	087159-1	1	◆
2	Handle, Blade Housing Cover	P08065	1	
3	Screw, #8-32 x 3/8"	F05015-8	2	
	Pin Assembly, Cover Retainer	A11881	1	
4	Pin, Safety Retainer	N/A	1	
5	Cable, 3/64" x 6" Lanyard	N/A	1	
6	<b>DECAL, BLADE SETTING</b>	P85066	1	
	<b>COVER, IDLE SIDE BLADE HOUSING WITH HANDLE</b>	086431	1	
7	Cover, Idle Side Blade Housing	086430-1	1	◆
2	Handle, Blade Housing Cover	P08065	1	
3	Screw, #8-32 X 3/8" Self-Tap	F05015-8	2	
	Pin Assembly, Cover Retainer	A11881	1	
4	Pin, Safety Retainer	N/A	1	
5	Cable, 3/64" x 6" Lanyard	N/A	1	
8	<b>COVER, MIDDLE BLADE HOUSING</b>	087326-1	1	
9	<b>BOLT, 1/4-20 X 3/4" HEX HEAD</b>	F05005-1	4	
10	<b>HINGE, MIDDLE BLADE HOUSING COVER</b>	S07522	1	
11	<b>NUT, 1/4-20 SELF-LOCKING HEX</b>	F05010-9	4	
12	<b>NUT, COVER TURN</b>	086365-1	2	

13	PLATE, IDLE BLADE WHEEL GUARD	086230	1	
14	NUT, 5/16-18 HEX NYLON LOCK	F05010-58	6	
15	BOLT, 5/16-18 X 3/4" HEX HEAD GRADE 2	F05006-5	6	
16	HINGE, MIDDLE BLADE HOUSING COVER	085336-1	1	
17	WASHER 6.4 ZINC	F81053-1	4	
18	SWITCH ASSEMBLY, SAFETY SHUT-OFF	094301	2	
19	Safety Switch, AZ17-11ZRK	094232	2	
20	Holder, Safety Switch	094300-1	2	
21	Key, AZ17/170-B5 Safety Switch	094422	2	
22	Bolt, M4 x 35-8.8 Socket Head	F81011-34	4	
23	Screw, M4 x 12-5.8	F81011-43	8	
24	Nut, M4 Hex	F81029-1	8	
25	Washer, M4 Split Lock Zinc	F81051-1	4	
26	Washer, 4.3	F81051-2	8	

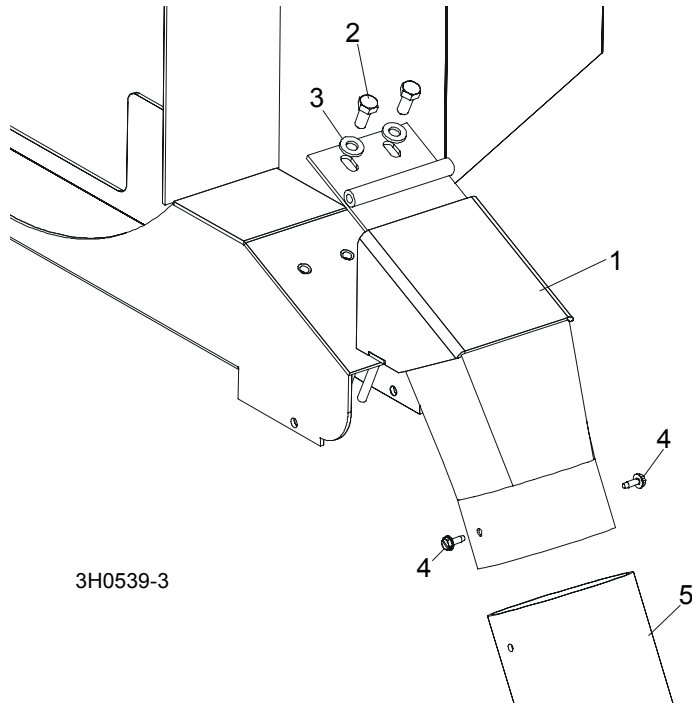


## 4.9 Drive Belt Covers



REF	DESCRIPTION (◆ Indicates Parts Available In Assemblies Only)	PART #	QTY.
1	<b>BOLT, M6X12-8.8-ZINC</b>	F81001-7	11
2	<b>WASHER 6,5 ZINC</b>	F81053-11	11
	<b>GUARD ASSEMBLY, CLUTCH LEVER</b>	086290	1
3	Guard Weldment, Manual Clutch	093398-1	1
4	Mount Weldment, Clutch Guard	086275-1	1
5	Bolt, <b>M6X12-8.8</b> Hex Head Zinc	F81001-7	2
6	Washer, 6.5 Flat Zinc	F81053-11	2
	<b>GUARD ASSEMBLY, DRIVE PULLEY SIDE</b>	093396	1
7	Guard Weldment, Side Up/Down	100474-1	1
8	Guard Weldment, Saw Head Frame Lower	100473-1	1
9	Bolt, M6X12-8.8 Hex Head Zinc	F81001-7	2
10	Washer, 6.5 Flat Zinc	F81053-11	2
11	<b>GUARD, DRIVE PULLEY TOP</b>	087033-1	1

**4.10 Sawdust Chute**



3H0539-3

REF	DESCRIPTION (◆ Indicates Parts Available In Assemblies Only)	PART #	QTY.	
1	CHUTE, LT40 SAWDUST	501500-1	1	
2	BOLT, M8X20-8.8-B-ZINC HEX HEAD	F81002-20	2	
3	WASHER 8,4-ZINC ROUND	F81054-1	2	
4	BOLT, #10-24 X 1/2" SELF-TAPPING	F05015-7	2	
5	TUBING, 4" I.D. RUBBER	086364	0.6 m	
	STRAP, 20" RUBBER W/HOOK	P11668	1	
	BOLT, 1/4-20 X 1 1/4" HEX HEAD FULL THREAD	F05005-3	1	
	WASHER, 7.4 FLAT	F81056-11	1	
	NUT, 1/4-20 LOCK	F05010-21	1	



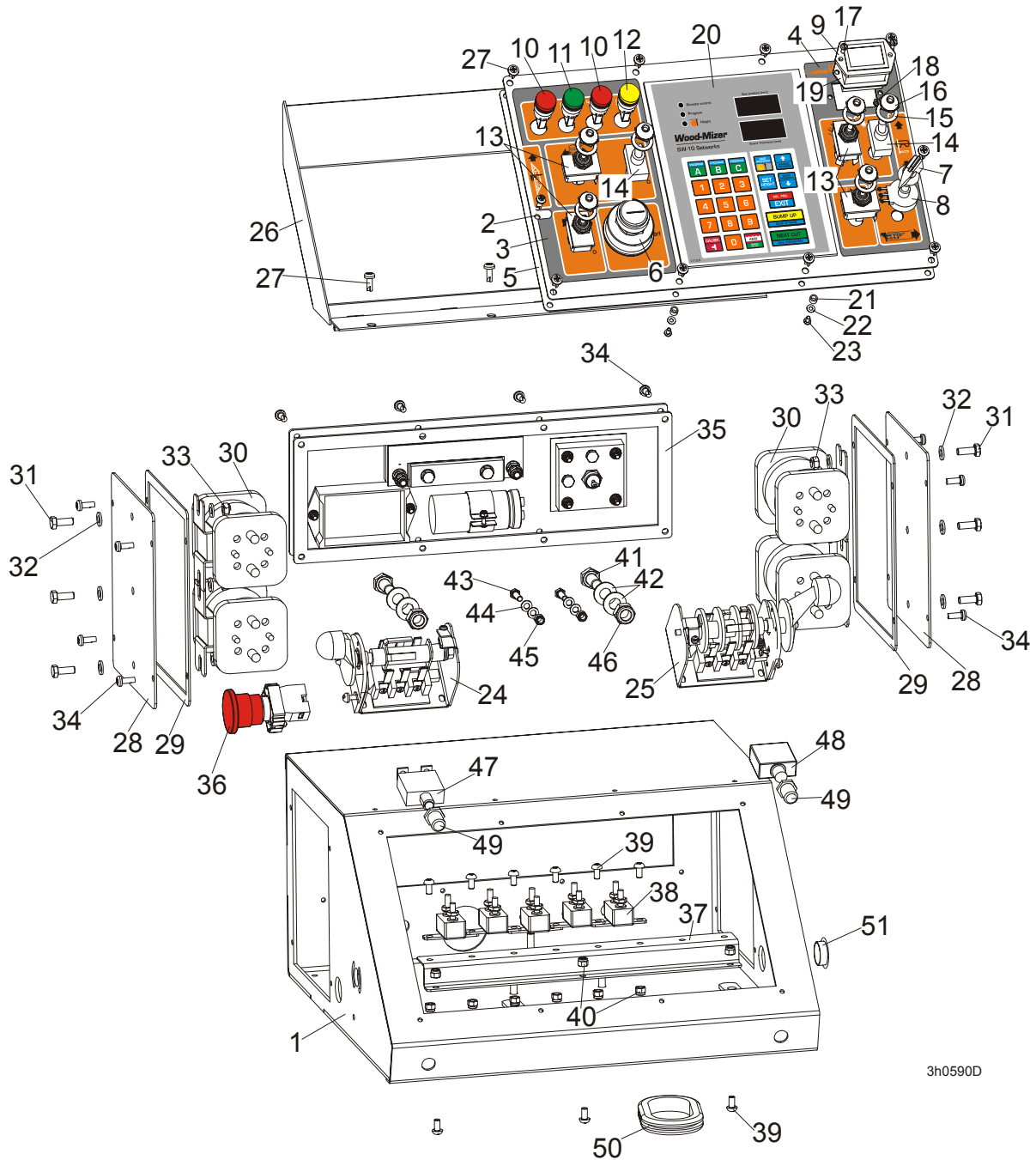
**Saw Head**

*Sawdust Chute*

---

# SECTION 5 CONTROL & BATTERY BOXES

## 5.1 Control Assembly, LT40 Series



3h0590D

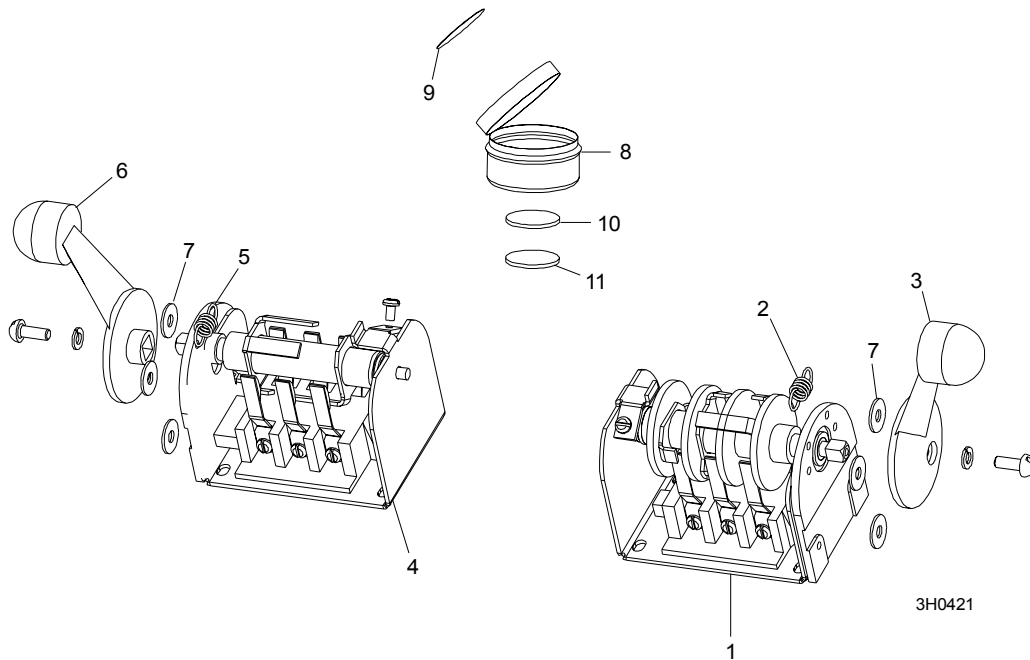
REF	DESCRIPTION (◆ Indicates Parts Available In Assemblies Only)	PART #	QTY.
	<b>CONTROL BOX ASSEMBLY, LT40 DC</b>	098375	1
1	Control Box, LT40	098373-1	1
	Panel, LT40 DC Front Control Complete	098691	1
2	Panel, LT20/40 DC Front Control	100573-1	1
	Panel, LT40 DC Front Control	098376-1	1

3	Decal, LT40 DC Control Box Left	099595	1	
4	Decal, LT40 DC Control Box Right	099596	1	
5	Gasket, LT20/40 Control Box	097132	1	
6	Switch, Key	P04350	1	
7	Knob, Speed Control	P06257	1	
8	Potentiometer, 1k Feed Rate	E20519	1	
9	Meter, Hour	093166	1	
10	Light, XB6AV4BB Red	091099	2	
11	Light, XB6AV3BB Green	087348	1	
12	Light, XB6AV5BB Yellow	089812	1	
13	Switch, Toggle	024000	4	
14	Switch, SPST On/Off 15A .25 TABS Toggle	P03027	2	
15	Washer, 1/2x3/4x1/16 Nylon	P05251-1	6	
16	Boot, Toggle Switch	P02575	6	
17	Bolt, M3x12-8.8 Zinc	F81000-12	2	
18	Nut, M3-6 Nylon Zinc Lock	F81028-2	2	
19	Gasket, Hour Meter	093346	1	
20	Controller, SW-10 Setworks	500628	1	
21	Spacer, 4.2x6mm Idler	R80671-4	6	
22	Washer, 3.2 Flat Zinc	F81050-2	6	
23	Screw, M3x8-4.8 Zinc	F81000-83	6	
24	Switch, 1992GS Pwr/Feed (Service Package)	E20438	1	
25	Switch, 1992 Up/Down (Service Package)	E20440	1	
26	Cover Weldment, LT20/40 Complete	097135-1	1	
27	Bolt, #10-24x1/2 Ph Pan Hd, Type 23	F05015-17	14	
	Solenoid Assembly, DC Up/Down	086747	1	
	Solenoid Assembly, DC Power Feed	086749	1	
	Cover, Control Box Side Complete	086700	1	
28	Cover, Control Box Side	086699-1	1	
29	Gasket, Control Box Side	015274	1	
30	Solenoid, 200A 12V DPST	015417	2	
31	Bolt, M6x16-5.8-Fe/Zn5 PN-M/82105	F81001-14	3	
32	Washer, M6 Flat Zinc	F81053-1	6	
33	Nut, M6, Hex, Nylon Lock Zinc	F81031-2	3	
34	Bolt, #10-24x1/2 Ph Pan Hd, Type 23	F05015-17	12	
	Panel Assy, Power Feed Control SMT 97+	024412	1	
35	Gasket, Power Feed Control	015278	1	
36	Switch, XB2 BS542 Emergency	086556	1	
	Breaker Assembly, Sawmill Control Circuit	086746	1	
37	Rail, Circuit Breaker	015310	1	◆
38	Breaker, 15A Manual Reset	E20430	5	◆
39	Screw, H M5x10 8.8 Zinc	F81000-13	9	
40	Nut, M5-8 Zinc	F81030-2	9	
41	Bolt, M10x20mm, Hex Head, Gr 5.8 Zinc	F81003-1	2	
42	Washer, M10 Flat Zinc	F81055-1	4	
43	Nut, M10 Nylon Hex Zinc Lock	F81033-1	2	
44	Bolt, M5x16-8.8 Zinc	F81000-20	2	
45	Washer, M5 Flat Zinc	F81052-1	4	
46	Nut, M5-8 Zinc	F81030-2	2	

47	Breaker, 70A Manual Reset Panel Mount	015527	1	
48	Breaker, 50A Manual Reset Panel Mount	021256	1	
49	Boot, Circuit Breaker	021253	2	
50	Grommet, Rubber	087065	1	
51	Cap, SR1086 22.2 Dia. Hole	093544	1	

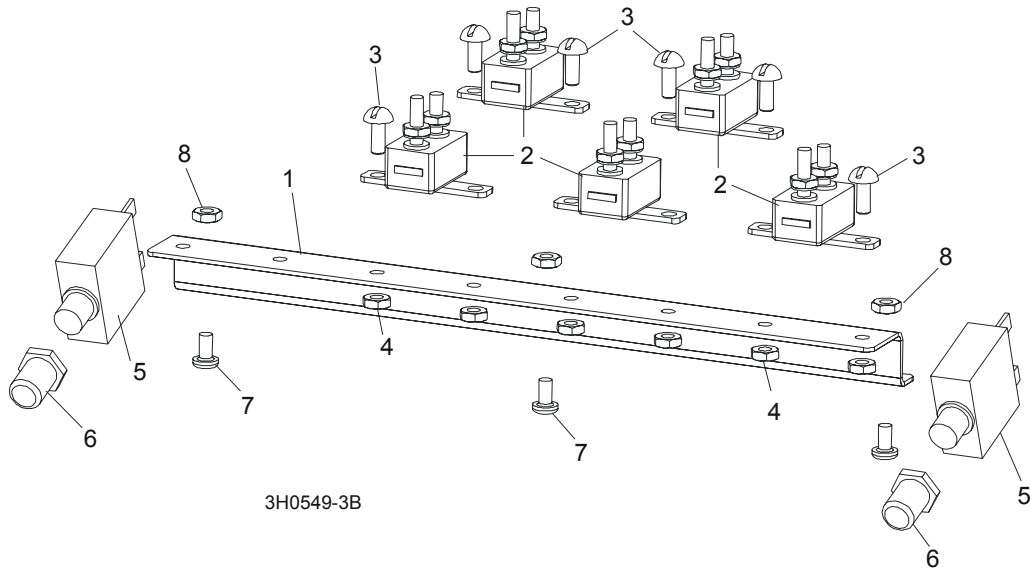
<sup>1</sup> Use in African version only.

## 5.2 Drum Switches



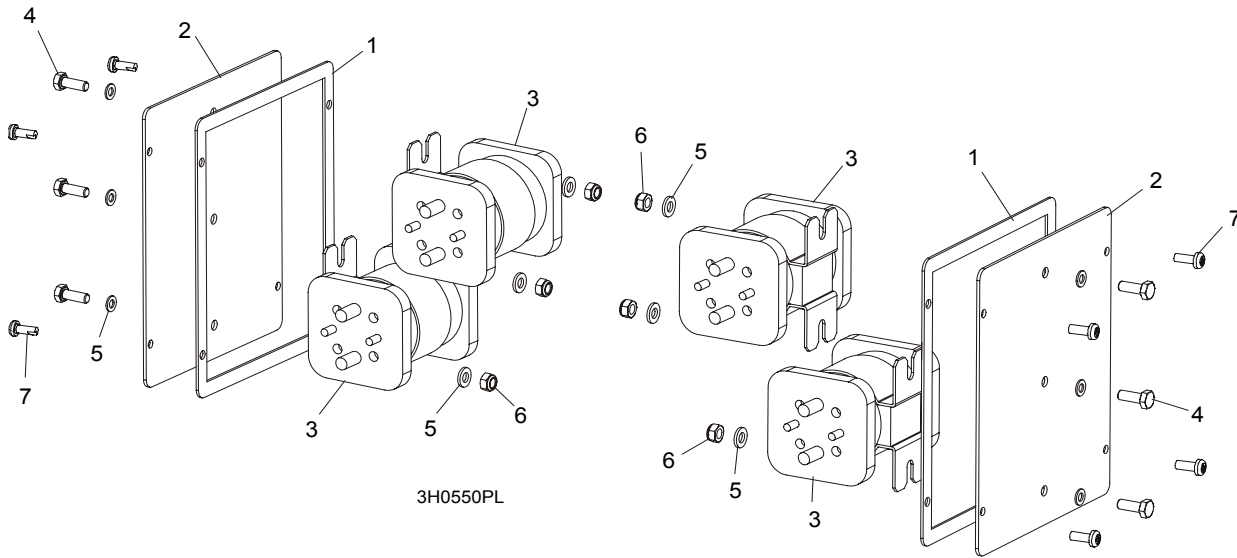
REF	DESCRIPTION (◆ Indicates Parts Available In Assemblies Only)	PART #	QTY.	
	<b>SWITCH ASSEMBLY, UP/DOWN DRUM</b>	E20440	1	
1	Switch, S12 Bulk Drum	E20440-B	1	◆
2	Spring, Drum Switch	P12570	1	
3	Handle, Drum Switch Replacement	P12500	1	
	<b>SWITCH ASSEMBLY, POWER FEED DRUM</b>	E20438	1	
4	Switch, S10 Bulk Drum	E20438-B	1	◆
5	Spring, Drum Switch	P12570	1	
6	Handle, Drum Switch Replacement	P12500	1	
7	<b>WASHER, #8 SAE FLAT</b>	F05011-41	6	
	<b>CUP ASSEMBLY, DRUM SWITCH GREASE</b>	A20463	1	
8	Cup, Plastic Container	P20464	1	◆
9	Decal, Grease Cup Label	P20467	1	
10	Pad, Velcro Loop	P20466	1	◆
11	Pad, Velcro Hook	P20465	1	◆
	Grease, High Temp Drum Switch	P20468	.011m	◆

### 5.3 Circuit Breakers



REF	DESCRIPTION (◆ Indicates Parts Available In Assemblies Only)	PART #	QTY.
	<b>BREAKER ASSEMBLY, SAWMILL CONTROL CIRCUIT</b>	015621	1
1	Rail, Circuit Breaker	015310	1
2	Breaker, 15 Amp Manual Reset	E20430	5
3	Screw, H M5x10 8.8 Slotted Head Zinc	F81000-13	6
4	Nut, M5-8 Hex Self-Locking Zinc	F81030-2	6
5	<b>BREAKER, 70 AMP MANUAL RESET PANEL MOUNT</b>	015527	2
6	<b>BOOT, CIRCUIT BREAKER</b>	021253	2
7	<b>BOLT, M5X12-5.8 ZINC</b>	F81000-5	3
8	<b>NUT, M5-8 SELF LOCKING ZINC</b>	F81030-2	3

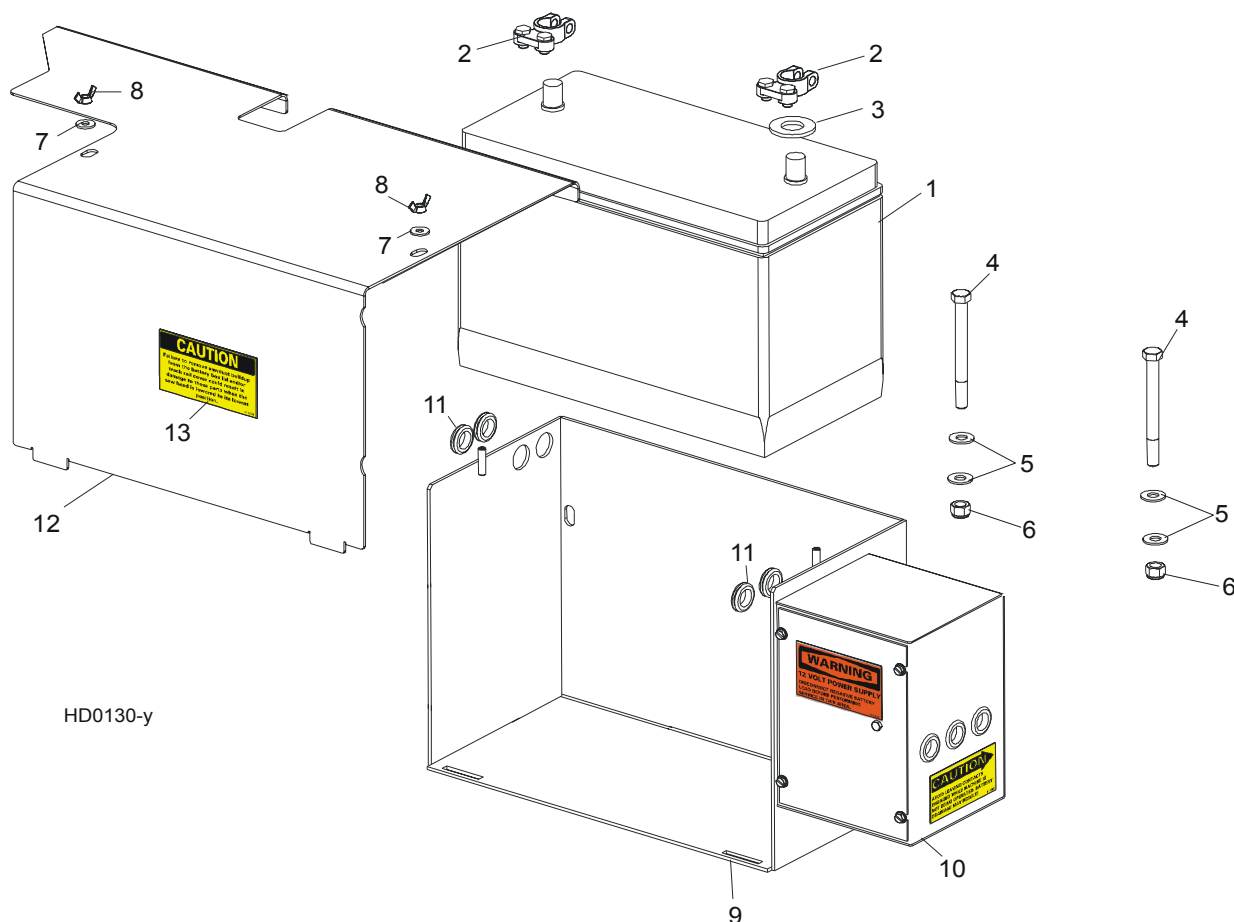
**5.4 Solenoid Assemblies**



REF	DESCRIPTION (◆ Indicates Parts Available In Assemblies Only)	PART #	QTY.
1	GASKET, SIDE PANEL CONTROL	015274	2
2	PANEL WELDMENT, SIDE	086699-1	2
3	SOLENOID, 200A 12V DPST	015417	4
4	BOLT, M6 X 16-5.8 HEX HEAD	F81001-14	6
5	WASHER, 6.4 FLAT	F81053-1	12
6	NUT, M6-8 HEX	F81031-2	6
	DIODE ASSEMBLY, SOLENOID COIL CHASSIS GND	087496	4
7	SCREW, #10-24 X 1/2" PAN HEAD	F05015-17	8



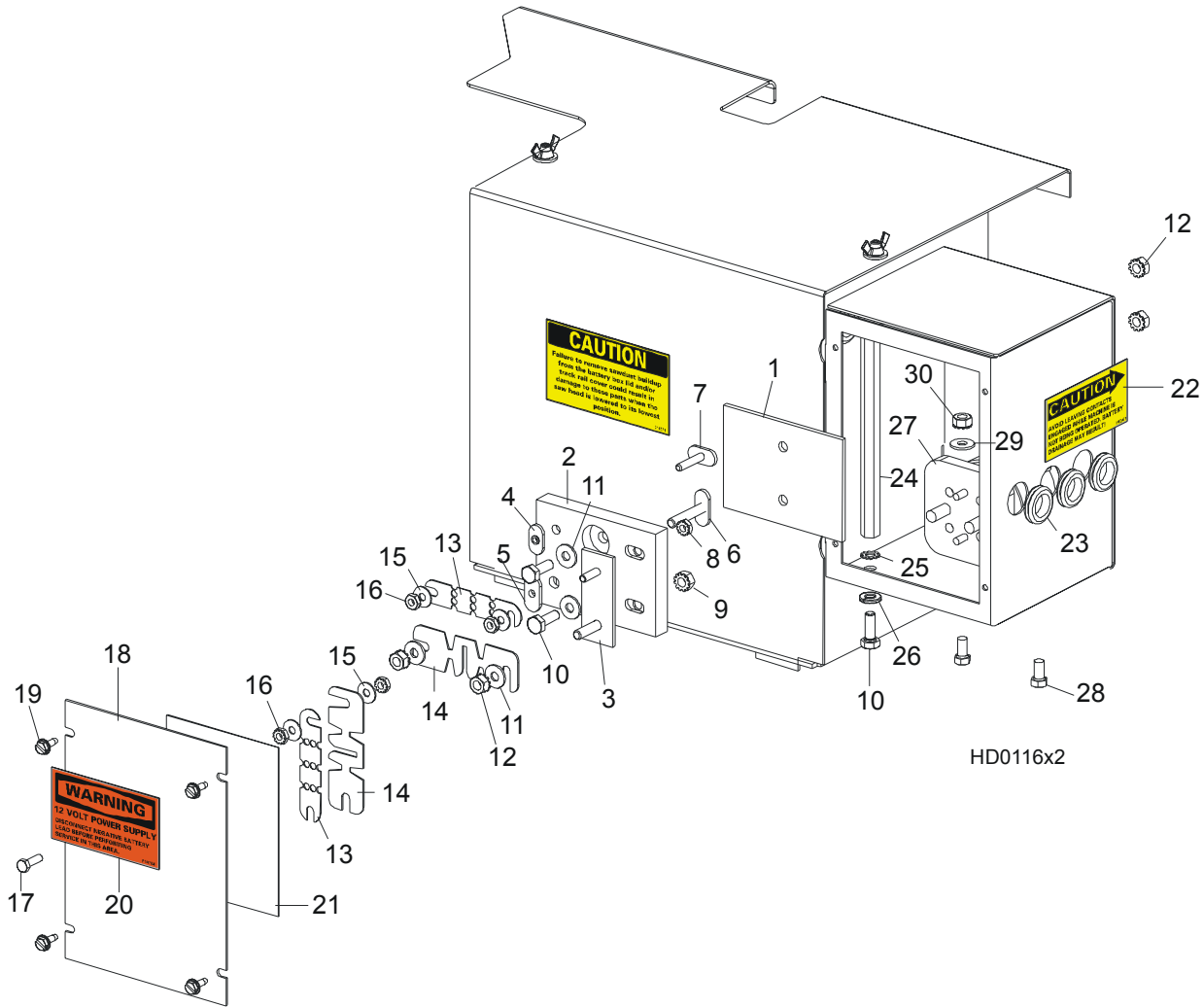
## 5.5 Battery Box Assembly, LT40 Series



HD0130-y

REF	DESCRIPTION (◆ Indicates Parts Available In Assemblies Only)	PART NUMBER	QTY.
1	BATTERY, "BANNER" 12V100AH #95751	088323	1
	<b>BOX ASSEMBLY, LT40SHD/LT40MHD BATTERY</b>	086509	1
2	Terminal, Battery	P05085	2
3	Washer, Battery Terminal	P12161	1
4	Bolt, 3/8-16 X 4" Hex Head Grade 2	F05007-4	2
5	Washer, 10.5 Flat	F81055-1	4
6	Nut, 3/8" Hex Nylon Lock	F05010-10	2
7	Washer, 7.4 Flat	F81056-11	2
8	Nut, 1/4-20 Wing	F05010-13	2
9	Box Weldment, Battery	086265-1	1
10	Fuse Box Parts ( <a href="#">See Section 5.6</a> )		
11	Grommet, 5/8" Rubber Wire	P11764	5
	Contact Assembly, Hydraulic Positive ( <a href="#">See Section 9.4</a> )	085968	1
12	<b>LID WELDMENT, BATTERY BOX SUPER</b>	086277-1	1
13	<b>DECAL, BATTERY BOX LID CAUTION</b>	014774	1

5.6 Fuse Box Assembly, LT40 Series



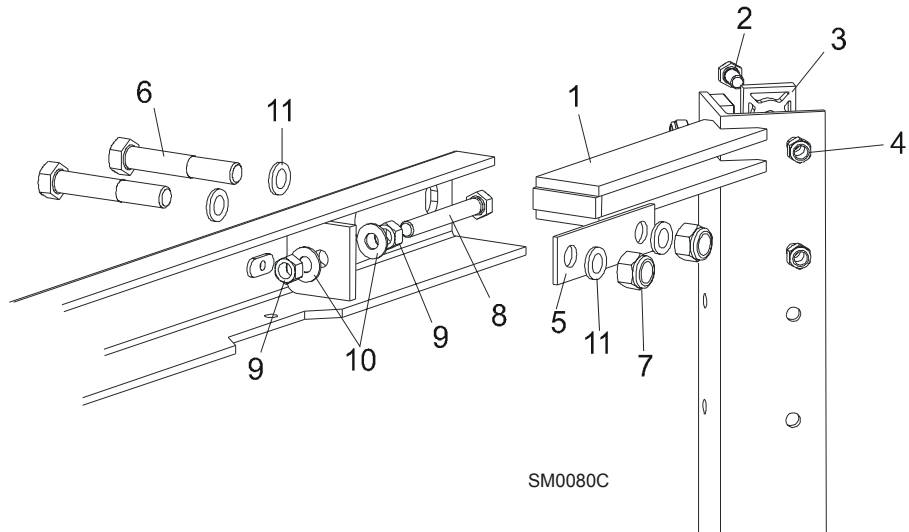
HD0116x2

REF	DESCRIPTION (◆ Indicates Parts Available In Assemblies Only)	PART NUMBER	QTY.	
1	PAD, FUSE BOX INSULATOR	015287	1	
	FUSE BLOCK ASSEMBLY	017665	1	
2	Block, Fuse Mount	015286	1	◆
3	Buss Weldment, Fuse Mount	015289	1	◆
4	Nut, #10-24 Cadmium Plated Weld	S12391	1	◆
5	Nut, 1/4-20 Cadmium Plated Weld	S12392	1	◆
6	Stud Weldment, 1/4-20 Fuse	W12389	1	◆
7	Stud Weldment, #10-24 Fuse	W12390	1	◆
8	Nut, #10-24 Self-Locking Hex	F05010-14	1	◆
9	Nut, 1/4-20 Self-Locking Hex	F05010-9	1	◆
10	BOLT, 1/4-20 X 3/4" HEX HEAD FULL THREAD	F05005-1	3	
11	WASHER, 7.4 FLAT	F81056-11	4	
12	NUT, 1/4-20 HEX SELF-LOCKING	F05010-9	4	
13	FUSE LINK, 12 VOLT 150 AMP	023361	2	
14	FUSE LINK, 12 VOLT 225 AMP	P11550	2	
15	WASHER, 5.3 FLAT	F81052-1	4	

16	NUT, #10-24 HEX SELF-LOCKING	F05010-14	4	
17	SCREW, #10-24 X 5/8" HEX HEAD	F05004-18	1	
18	COVER, FUSE BOX	086272-1	1	
19	SCREW, #10-24 X 1/2" SELF-TAPPING	F05015-7	4	
20	DECAL, 12 VOLT WARNING	P10364	1	
21	DECAL, '97 SUPER HYDRAULIC	015372	1	
22	DECAL, HYDRAULIC CONTACT CAUTION	P12960	1	
23	GROMMET, 5/8" RUBBER WIRE	P11764	3	
24	TERMINAL, EXTENDED HEX STUD	015517	1	
25	WASHER, 6.4 EXTERIOR STAR	F81053-2	1	
26	WASHER, 6.1 SPLIT LOCK	F81053-3	1	
27	SOLENOID, 200A 12V SPST CONT. DUTY	015470	1	
28	BOLT, 1/4-20 X 1/2" HEX HEAD	F05005-15	2	
29	WASHER, 7.4 FLAT	F81056-11	2	
30	NUT, 1/4-20 SELF-LOCKING HEX	F05010-9	2	

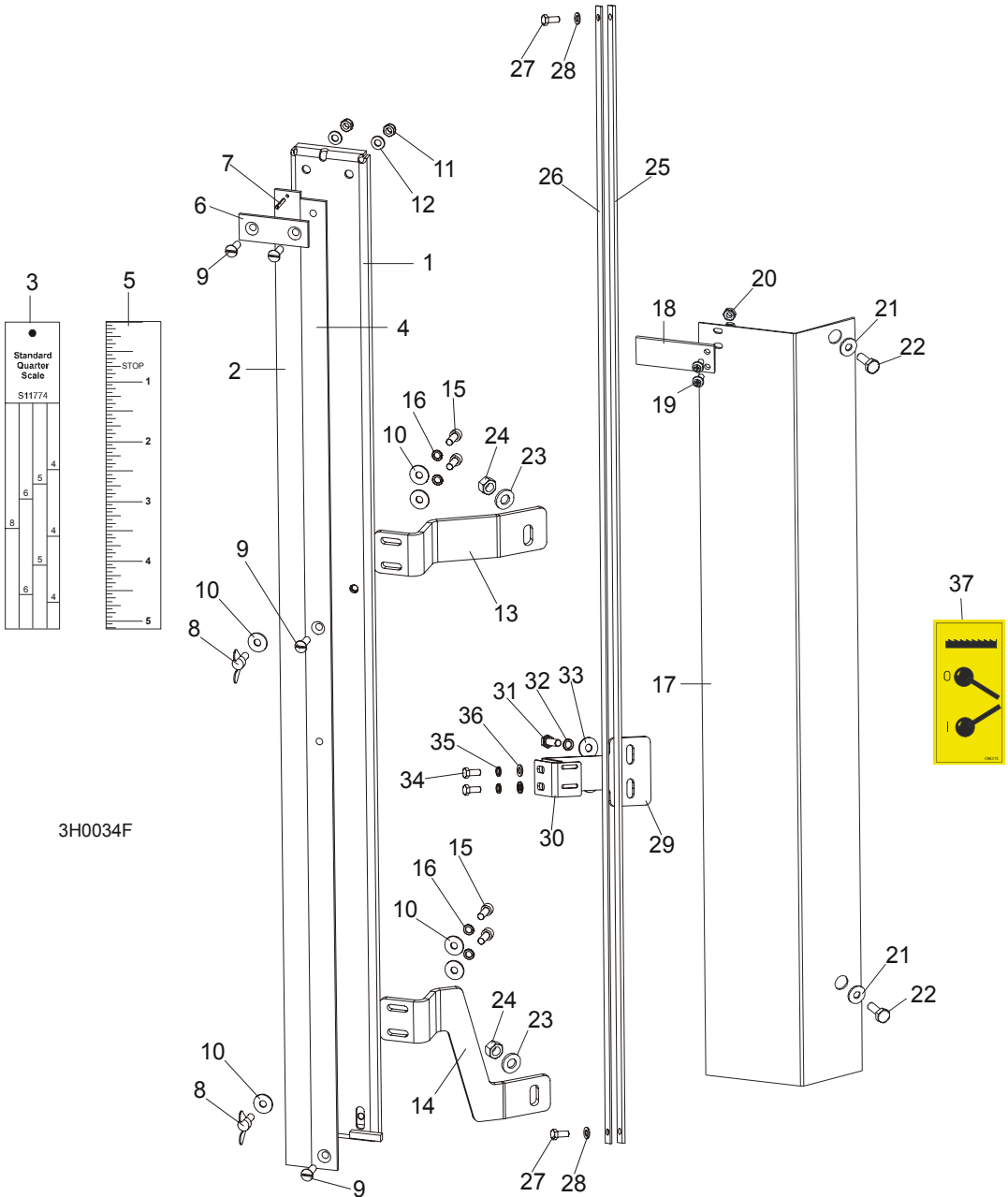
**SECTION 6 UP/DOWN SYSTEM**

**6.1 Saw Head V-Brace Mount**



REF	DESCRIPTION (◆ Indicates Parts Available In Assemblies Only)	PART #	QTY.
1	V-BRACE, SAW HEAD MOUNT	087125	1
2	BOLT, M8X20-5.8-ZINC HEX HEAD	F81002-4	10
	BOLT, M8X25-8.8-B-ZINC HEX HEAD	F81002-5	2
3	PAD, PLASTIC SLIDE	M04096	6
4	NUT, M8-8-B-ZINC HEX NYLON LOCK	F81032-2	12
5	PLATE, V-BRACE WASHER	091247	2
6	BOLT, M12X75-8.8-ZINC	F81004-21	4
7	NUT, M12 - 8 NYLON LOCK	F81034-2	4
8	BOLT, M10X70-8.8-ZINC HEX HEAD	F81003-20	2
9	NUT, M10-8-B-ZINC HEX	F81033-3	4
10	WASHER, 10.5 FLAT	F81055-1	4
11	WASHER, 13 SPLIT LOCK ZINC	F81056-1	8

6.2 Blade Height Scale

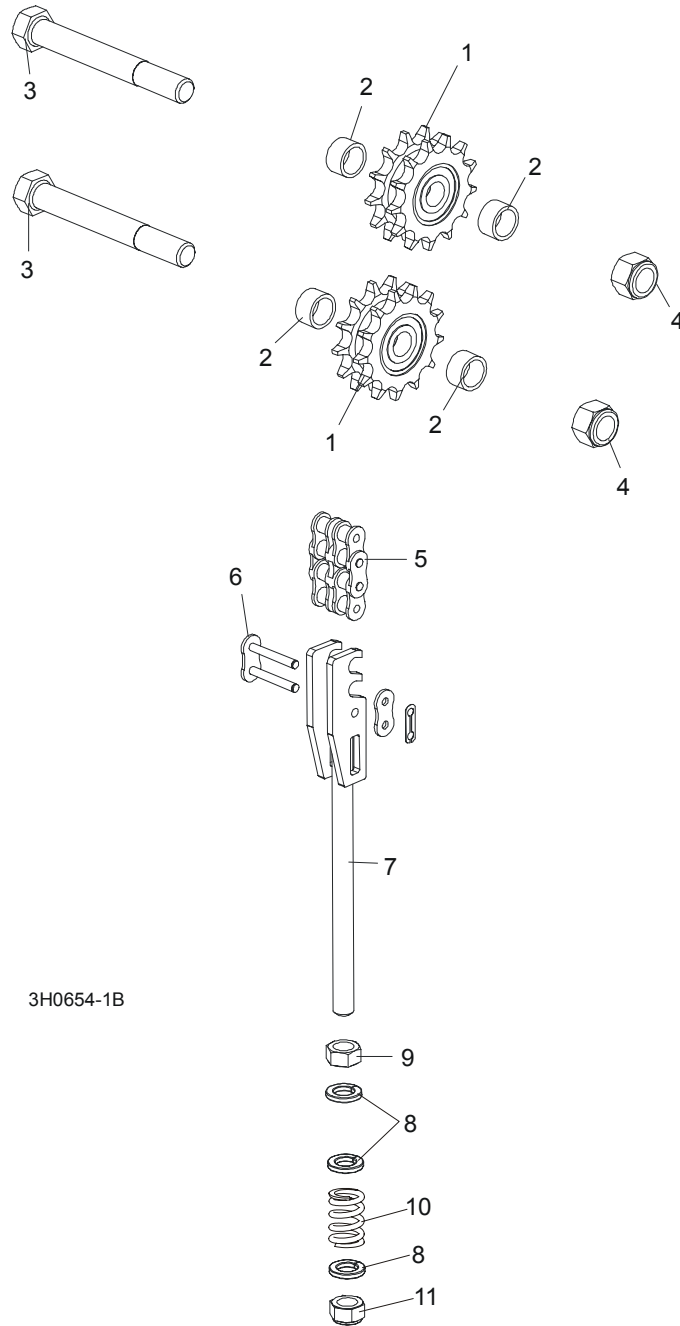


3H0034F

REF	DESCRIPTION (◆ Indicates Parts Available In Assemblies Only)	PART #	QTY.
	<b>SCALE, BLADE HEIGHT W/SCANNER</b>	098882	1
1	Bracket, Scale Mounting	098890-1	1
2	Scale, 35" Quarter	093342	1
3	Decal, 35" Standard Quarter Scale	090716	1
	Decal, 35" Grade Hardwood Quarter Scale	090717	1
4	Scale, 35" Inch	093341	1
5	Decal, 35" Inch	090709	1
6	Strap, Scale Hold-Down	093134	1
7	Pin, 3x20 Roll	F81044-5	1
8	Screw, M6x16 Wing	F81001-16	2

9	Screw, M6x20- 4.8-B	F81001-31	4	
10	Washer, 6.5 Flat	F81053-11	7	
11	Nut, M6, Hex, Nylon Lock Zinc	F81031-2	2	
12	Washer, M6, Flat, Zinc	F81053-1	2	
13	Bracket, Scale Upper	098880-1	1	
14	Bracket, Scale Lower	098881-1	1	
15	Bolt, M6x16-8.8 Socket Head	F81001-21	4	
16	Washer, M6 Split Lock Zinc	F81053-3	4	
	Pointer Assembly, Fixed Scale	A12023	1	
17	Bracket, Fixed Scale Pointer Mount	087044-1	1	◆
18	Indicator, Blade Height Scale	094821	1	
19	Screw, M4x12 -5,8-B- Fe/Zn5	F81011-43	2	
20	Nut, M4-B Fe/Zn5	F81029-1	2	
21	Washer, 6.5 Flat	F81053-11	2	
22	Bolt, M6x12-8.8-Zinc	F81001-7	2	
23	Washer, 8.4 Flat	F81054-1	2	
24	Nut, M8-8-B Hex Lock	F81032-2	2	
	<b>MAGNETIC STRIP ASSY</b>	097774	1	
	Bar with Magnetic Strip	098173-1	1	
25	Magnetic Strip MB320 (1m)	096014-1	1	
26	Bar, Magnetic Strip	098173	1	
27	Bolt, M5 X 12-5.8-Fe/Zn5	F81000-5	2	
28	Washer, M5, Flat zinc	F81052-1	2	
	<b>BRACKET, SENSOR COMPLETE</b>	100620	1	
29	Bracket, Sensor	100599-1	1	
30	Bracket, Sensor	100619-1	1	
31	Bolt, M6x20-8.8 Hex Head Full Thread Zinc	F81001-2	2	
32	Washer, Z6.1 Split Lock Zinc	F81053-3	2	
33	Washer, 6.5 Flat Zinc	F81053-11	2	
34	Bolt, M5 X 12-5.8-Fe/Zn5, PN-M/82105	F81000-5	2	
35	Washer, 5.1 Split Lock Zinc	F81052-2	2	
36	Washer, 5.3 Flat Zinc	F81052-1	2	
	<b>DECAL KIT, METRIC SCALE</b>	K12064	1	
	Decal, Metric	S11711	1	
	Decal, Metric 16-40mm	P12040-1	1	
	Decal, Metric 45-63mm	P12040-2	1	
37	<b>DECAL, CLUTCH HANDLE OPERATION, PICTOGRAM</b>	096315	1	

### 6.3 Up/Down Chain & Sprockets

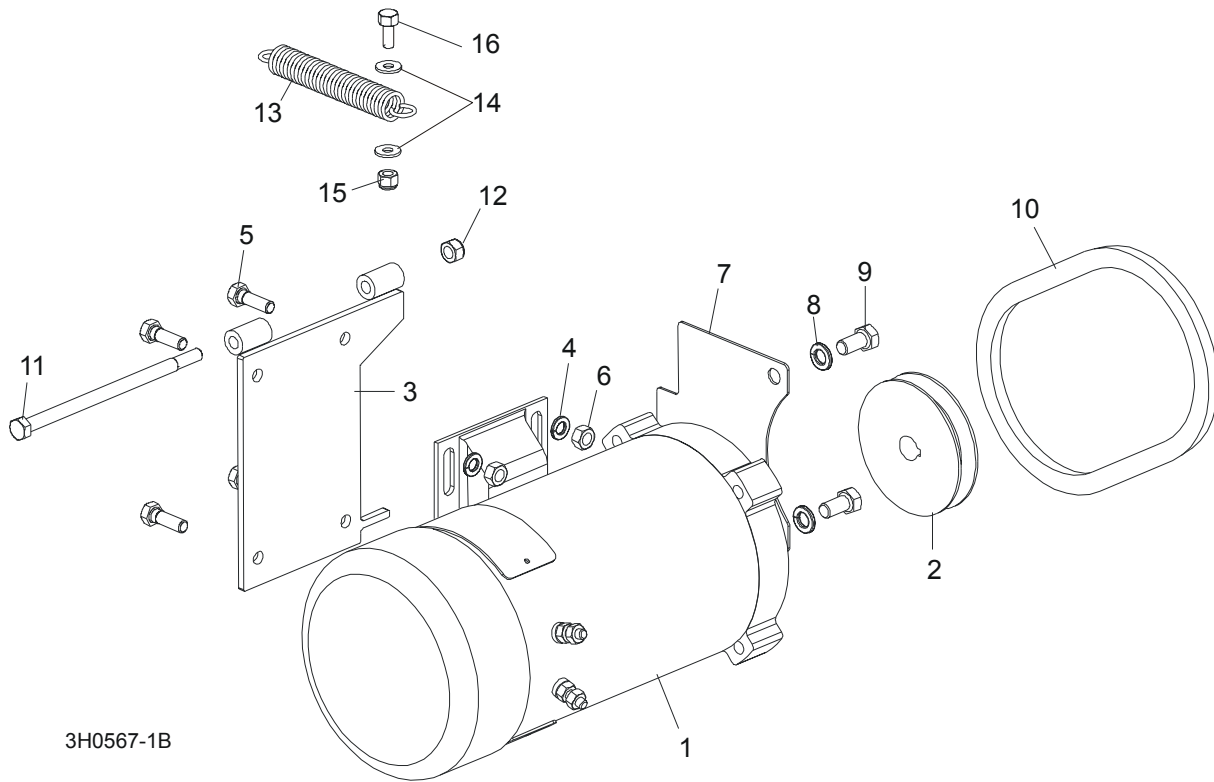


REF	DESCRIPTION (◆ Indicates Parts Available In Assemblies Only)	PART #	QTY.
	<b>SPROCKET KIT, UP/DOWN IDLER #50-2</b>	016020	1
1	Sprocket, Up/Down Idler '98	016019	2
2	Washer, Sprocket Spacer	095927-1	4
	Instruction Sheet, Up/Down Idler Retrofit	016020-541	1
3	<b>BOLT, 5/8-11 X 5" HEX HEAD GRADE 2</b>	F05009-6	2
4	<b>NUT, 5/8-11 HEX NYLON LOCK</b>	F05010-34	2
5	<b>CHAIN, #50-2 X 75.625" UP/DOWN</b>	015259	1
6	<b>LINK, #50-2 MASTER</b>	015258	2

	<b>TENSIONER ASSEMBLY, UP/DOWN CHAIN</b>	094283	1	
<b>7</b>	Bracket, Up/Down Chain Tensioner	094281-1	1	◆
<b>8</b>	Washer, M12, Flat, Zinc	F81056-1	3	
<b>9</b>	Nut, M12-8-B Hex	F81034-1	1	
<b>10</b>	Spring, 14x30x3.2	090797	1	
<b>11</b>	Nut, M12, Hexagon, Nylon, Zinc, Lock	F81034-2	1	



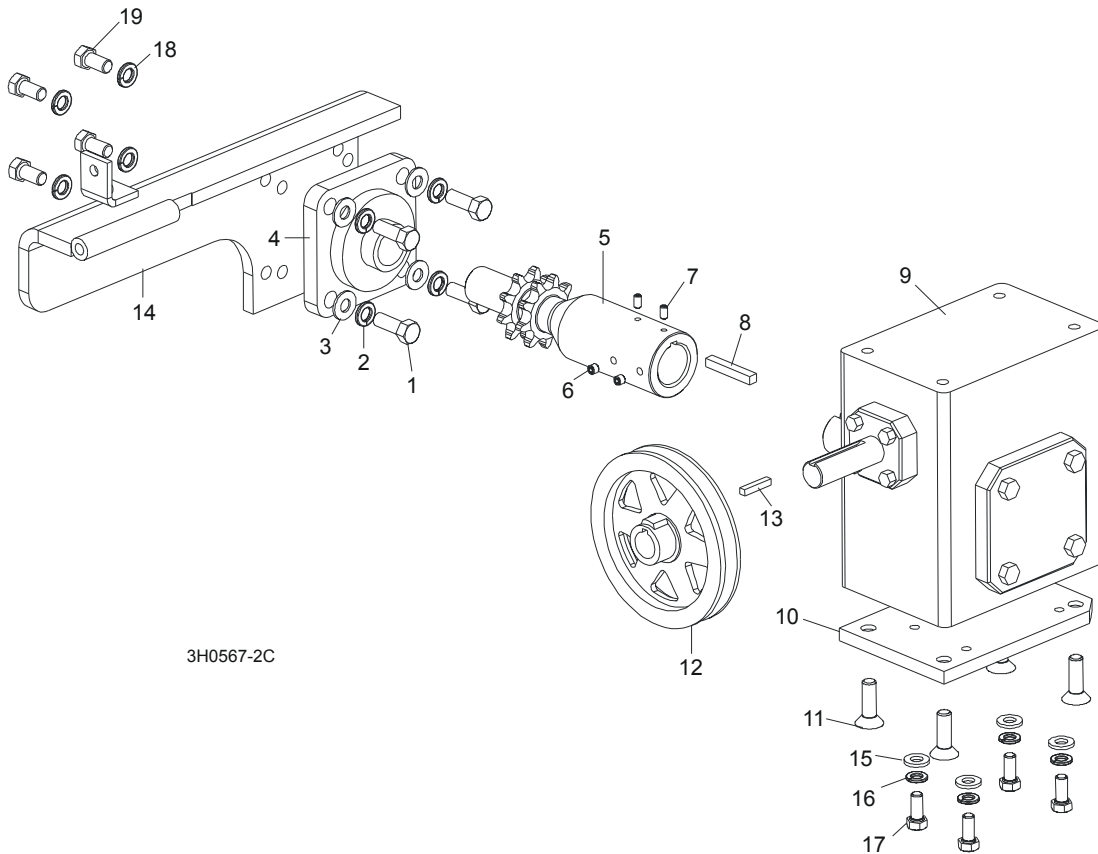
## 6.4 Up/Down Motor Assembly, LT40 Series



3H0567-1B

REF	DESCRIPTION (◆ Indicates Parts Available In Assemblies Only)	PART #	QTY.
	<b>UP/DOWN MOTOR ASSEMBLY</b>	092818	1
1	Motor, 3/4 HP Electric	015174	1
	Brush Kit, Power Feed Motor (Includes 2 Brushes and 2 Springs)	024167	1
	Fan, 3/4 HP Leeson Motor Replacement	016087	1
2	Pulley, AK28 x 5/8"	033852	1
3	Bracket Wldmt, Up/Down Motor	095738-1	1
4	Washer, M8, Flat, Zinc	F81054-1	4
5	Bolt, M8x20mm, Hex Head, Gr 5.8 Zinc	F81002-4	4
6	Nut, M8, Hexagon, Nylon Lock Zinc	F81032-2	4
7	Guard, Up/Down Sprocket	095739-1	1
8	Washer, 10.2 Split Lock	F81055-2	2
9	Bolt, 3/8-16 x 3/4" Hex Head	F05007-27	2
10	<b>BELT, 4L245</b>	038459	1
11	<b>BOLT, M8X160-8.8-B ZINC</b>	F81002-22	1
12	<b>NUT, M8-8-B NYLON LOCK HEX ZINC</b>	F81032-2	1
13	<b>SPRING, .75" X 5" X .095" EXTENSION</b>	015569	1
14	<b>WASHER, 6.5 FLAT ZINC</b>	F81053-11	2
15	<b>NUT, M6-8-B NYLON LOCK HEX ZINC</b>	F81031-2	2
16	<b>BOLT, M6x25-8.8 ZINC</b>	F81001-20	1

6.5 Up/Down Drive Assembly, LT40 Series

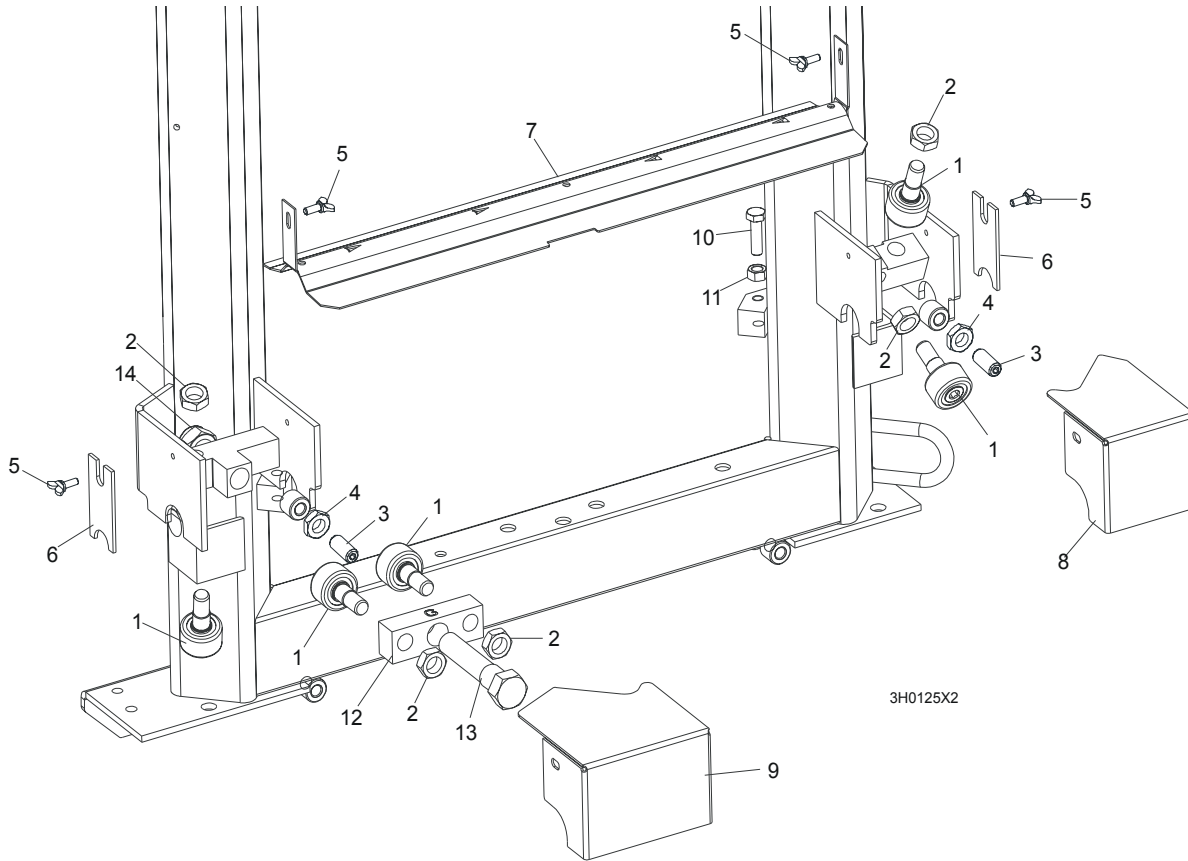


3H0567-2C

REF	DESCRIPTION (◆ Indicates Parts Available In Assemblies Only)	PART #	QTY.
	<b>UP/DOWN DRIVE ASSEMBLY</b>	092817	1
1	Bolt, 3/8-16 x 1" Hex Head	F05007-7	4
2	Washer, 10.2 Split Lock	F81055-2	4
3	Washer, 10.5 Flat	F81055-1	4
4	Bearing, Flanged Up/Down	014090	1
5	Shaft, Up/Down Sprocket	092816-1	1
6	Screw, M8 x 8-33H	F81014-1	2
7	Screw, M8 x 8-33H	F81014-1	2
8	Key, 1/4" Square x 1 11/16" Long	S04124	1
9	Reducer, Gear Box	014074	1
10	Plate, Gear Box Spacer	095894-1	1
11	Bolt, 3/8-16 x 1" Flat Socket Head	F05007-110	4
12	Pulley, Up/Down	015256	1
13	Key, 3/16" Square x 1" Long	S31027	1
14	Bracket Wldmt, Up/Down Bearing	095893-1	1
15	<b>WASHER, 8.4 FLAT</b>	F81054-1	8
16	<b>WASHER, 8.2 SPLIT LOCK</b>	F81054-4	4
17	<b>BOLT, 5/16-18 X 1" HEX HEAD</b>	F05006-5	4
18	<b>WASHER, 10.5 SPLIT LOCK</b>	F81055-1	4
19	<b>BOLT, 3/8-16 X 3/4" HEX HEAD</b>	F05007-27	4
	<b>OIL, 8 OZ. MOBIL SHC634 BOTTLED SYNTHETIC GEAR</b>	L04869-4	1

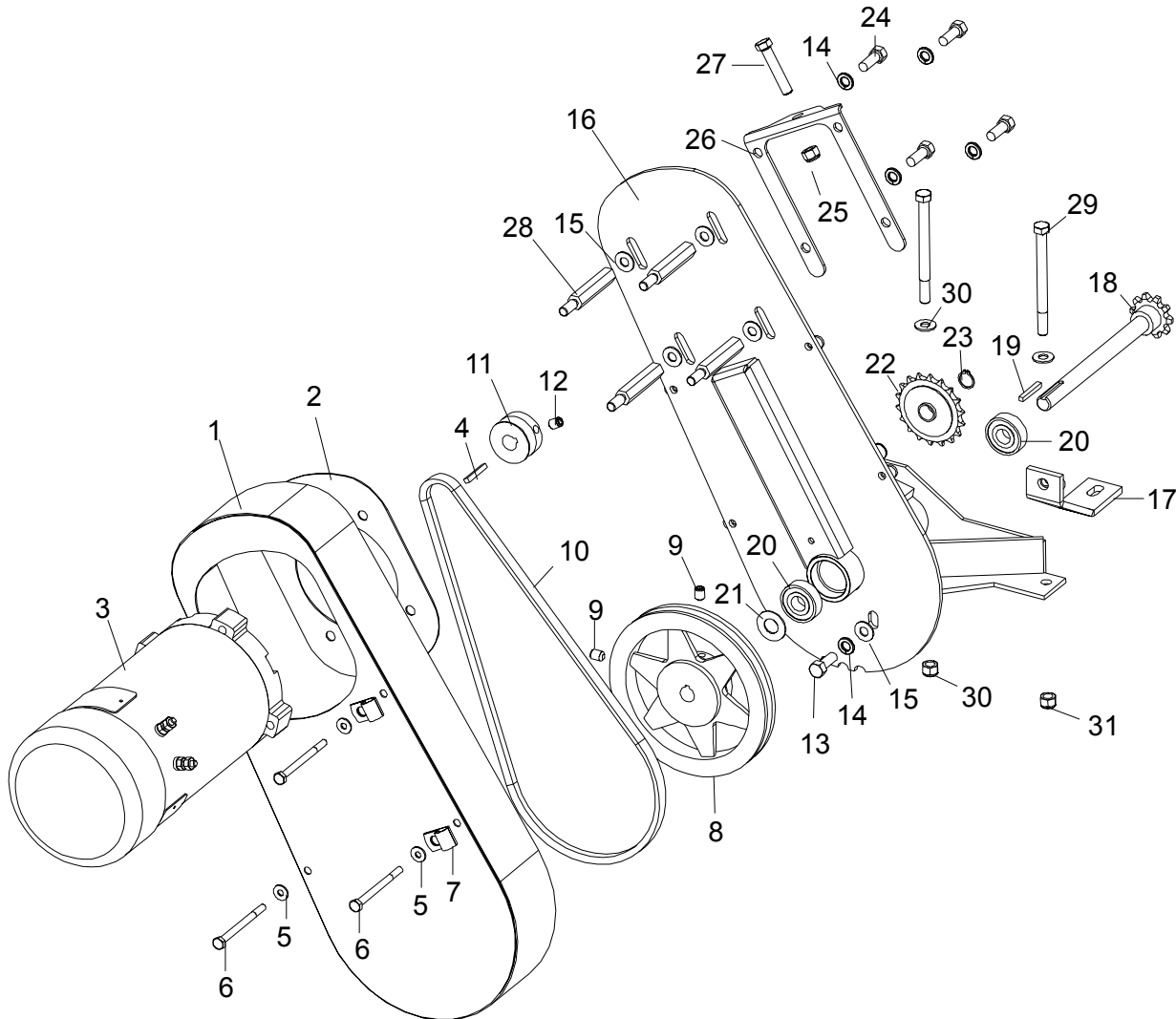
## SECTION 7 POWER FEED & TRACK ROLLERS

### 7.1 Upper Track Rollers And Wipers



REF	DESCRIPTION (◆ Indicates Parts Available In Assemblies Only)	PART #	QTY.
1	ROLLER, TRACK CAM BEARING (MCGILL)	012797	5
2	NUT, 5/8-18 HEX JAM	F05010-11	5
3	SCREW, M12 X 30 OVAL POINT SET	F81004-14	2
4	NUT, M12-8-B HEX JAM	F81034-1	2
5	SCREW, M6 X 16 THUMB	F81001-16	4
6	WIPER, PLASTIC TRACK	M04113	2
7	COVER, LT40/70 MIDDLE TRACK - SERVICE	092868-S	1
	Cover, LT40/70 Middle Track Ptd	092868-1	1
	Strip, 3/16 X 2 X 23 Felt	S09915	1
8	HOUSING, UPPER TRACK ROLLER REAR	086913-1	1
9	HOUSING, UPPER TRACK ROLLER FRONT	086914-1	1
10	BOLT, M10 X 35-8.8 HEX HEAD	F81003-17	2
11	NUT, M10-8 HEX JAM	F81033-3	2
12	BRACKET, UPPER TRACK ROLLER	086859-1	1
13	BOLT, HEX HEAD	086911	1
14	NUT, M20-8 HEX	F81037-2	1

## 7.2 Power Feed Assembly,

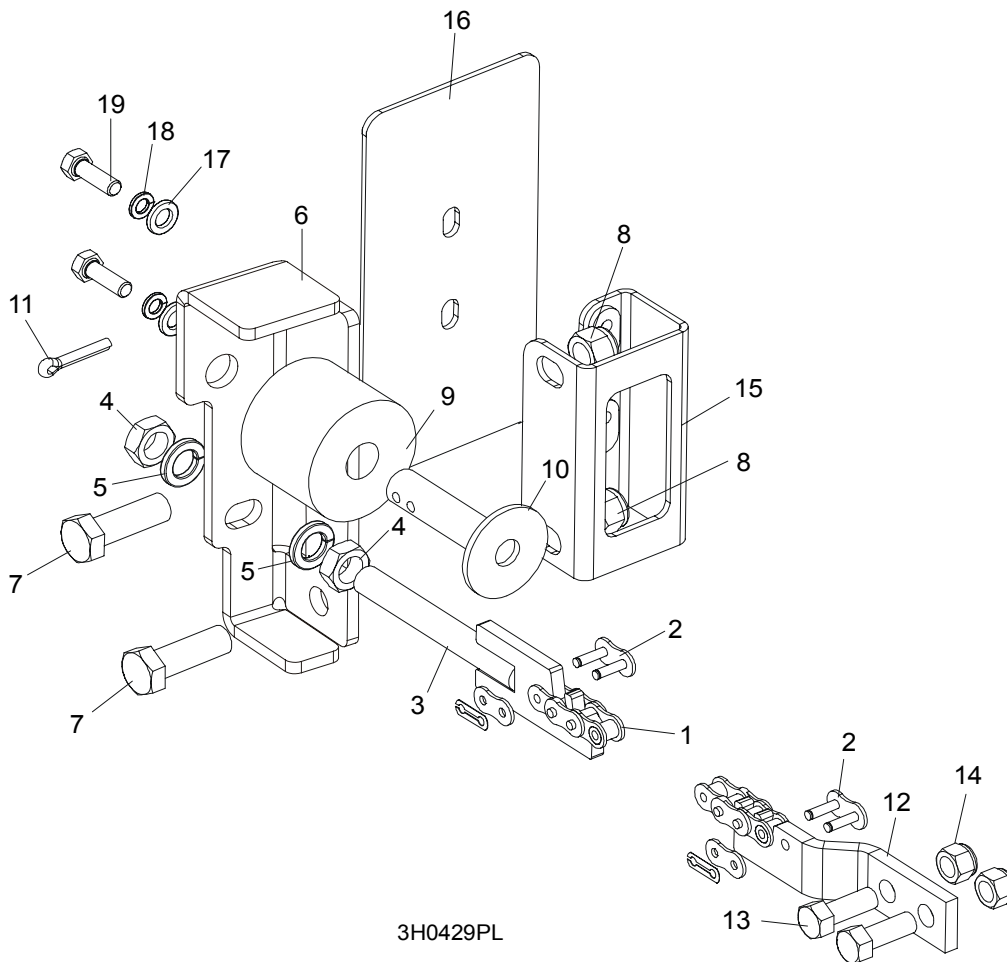


3H0619-2

REF	DESCRIPTION (◆ Indicates Parts Available In Assemblies Only)	PART #	QTY.
	<b>POWER FEED ASSEMBLY</b>	015125	1
1	Cover Weldment, Top Power Feed	015126	1
2	Plate, Power Feed Motor	015133	1
3	Motor, 3/4HP Power Feed Painted	024169	1
	Brush Kit, Leeson 3/4HP Motor (Includes 2 Brushes and 2 Springs)	024167	1
	Fan, 3/4 HP Leeson Motor Replacement	016087	1
4	Key, 3/16" Square x 1 3/8" Long	016109	1
5	Washer, 6.5 Flat	F81053-11	4
6	Bolt, M6x80 Hex Head Zinc	F81001-61	4
7	Clamp, 1/2" EMT Coated	P07584	2
8	Sheave, AK71 x 5/8" Power Feed (200ft./min.)	016088	1
9	Screw, 5/16-18 x 3/4" Cup Point Set	F05006-32	2

10	Belt, AX36 (200ft./min.)	016083	1	
11	Sheave, 1 3/4" Feed Motor	015135	1	
12	Screw, 3/8"-16 x 1/2" Cup Point Set	F05007-12	1	
13	Bolt, M10x25-8.8 Hex Head Zinc	F81003-11	1	
14	Washer, 10.2 Split Lock	F81055-2	5	
15	Washer, 10.5 Flat	F81055-1	5	
16	Bracket, Power Feed Mount	015162-1	1	
17	Brace Weldment, Power Feed Mounting	086554-1	1	
	Shaft Assembly, Power Feed with Key	016066	1	
18	Shaft Weldment, Power Feed	015129	1	◆
19	Key, 3/16" Square x 1 3/8" Long	016108	1	
20	Bearing, 6203 2RSP6-5/8 CX	095087	2	
21	Washer, 5/8" x 15/16" x .094" Nylon	F05011-19	1	
22	Sprocket, 40 Idler 18T 5/8" ID	P04333	1	
23	Ring, Z15 Outer Retaining	F81090-2	1	
24	Bolt, 3/8-16 x 3/4" Hex Head	F05007-27	4	
25	Nut, 3/8-16 Hex Nylon Lock	F05010-10	1	
26	Plate, Belt Tensioner	015134	1	
27	Bolt, 3/8-16 x 2" Full Thread Hex Head	F05007-16	1	
28	Spacer, Power Feed Motor	015136	4	
29	<b>BOLT, 3/8-16 X 4 1/2" HEX HEAD</b>	F05007-35	2	
30	<b>WASHER, 10.5 FLAT</b>	F81055-1	4	
31	<b>NUT, 3/8-16 HEX NYLON LOCK</b>	F05010-10	2	

## 7.3 Feed Chain/Stop, LT40 Series

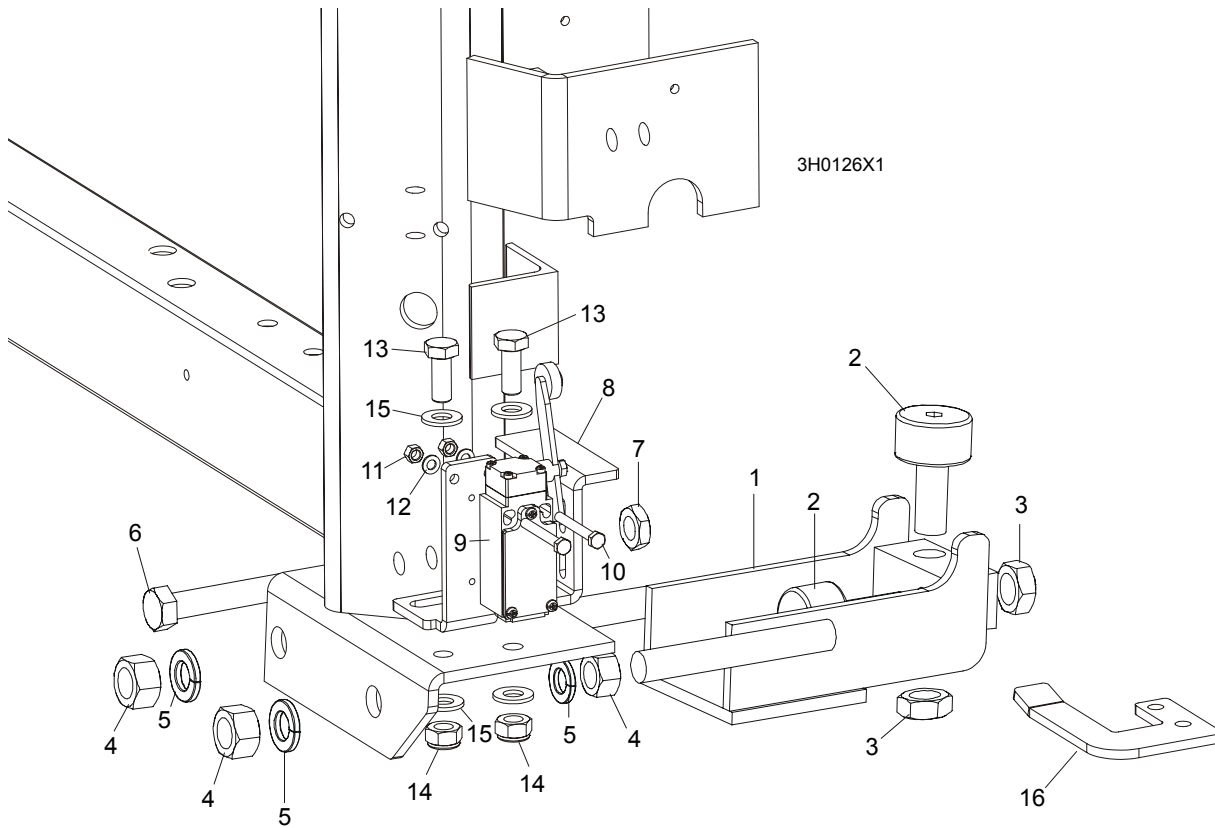


3H0429PL

REF	DESCRIPTION (◆ Indicates Parts Available In Assemblies Only)	PART #	QTY.
	<b>CHAIN KIT, LT40 S FEED</b>	K10408	1
	<b>CHAIN KIT, LT40 M FEED</b>	K10410	1
1	Chain, #40 X 215" LT40S Feed	014744	1
	Chain, #40 X 267.5" LT40M Feed	014475	1
2	Link, #40 Master	P04200	2
3	Tensioner Weldment, Power Feed Chain	086818-1	1
4	Nut, M12-5 Hex Jam	F81034-4	2
5	Washer, 12.2 Split Lock	F81056-2	2
6	<b>BRACKET, FEED CHAIN REAR MOUNT</b>	087628-1	1
7	<b>BOLT, M12 X 40 8.8 HEX HEAD GRADE 5</b>	F81004-4	2
8	<b>NUT, M12-8 HEX NYLON LOCK</b>	F81034-2	2
	<b>STOP KIT, RUBBER CARRIAGE</b>	K09630	2
9	Stop, Rubber Carriage	P12165	1
10	Pin, Rubber Carriage Stop	W09293	1
11	Pin, 3/16" X 1" Cotter	F05012-21	1
12	<b>BRACKET, FRONT FEED CHAIN MOUNT</b>	<a href="#">095733-1</a>	1
13	<b>BOLT, M10x25 8.8 HEX HEAD</b>	F81003-31	2
14	<b>NUT, M10-8-B HEX NYLON LOCK</b>	F81033-1	2
15	<b>BRACKET WELDMENT, REAR MAIN TUBE COVER MOUNT</b>	087105-1	1

16	COVER, REAR MAIN TUBE	015023	1	
17	WASHER, 8.4 FLAT	F81054-1	2	
18	WASHER, 8.2 SPLIT LOCK	F81054-4	2	
19	BOLT, M8x25-8.8 HEX HEAD	F81002-5	2	

7.4 Lower Track Rollers

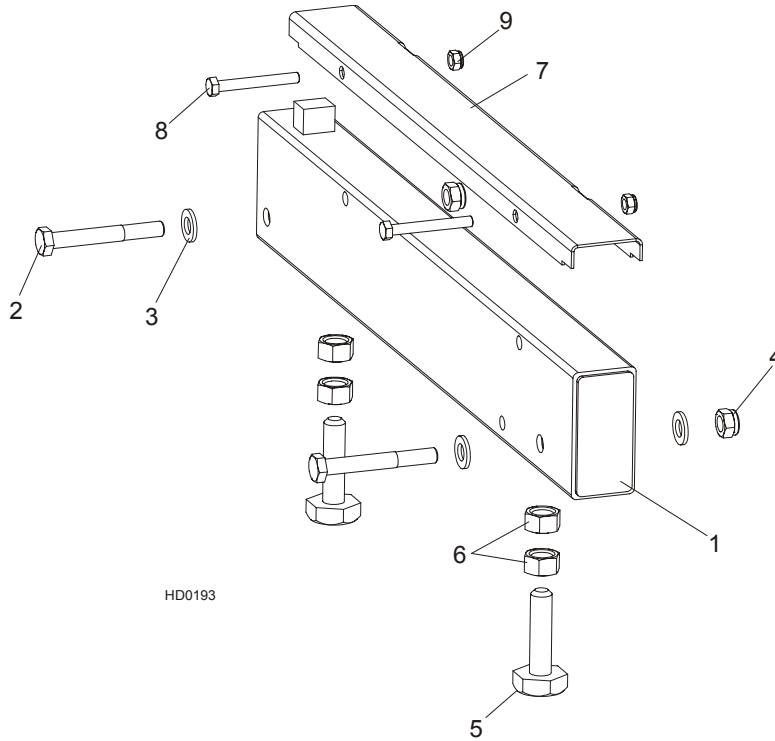


REF	DESCRIPTION (◆ Indicates Parts Available In Assemblies Only)	PART #	QTY.
	<b>ROLLER ASSEMBLY, LOWER TRACK</b>	098741	2
1	Bracket, Lower Track Roller Mounting	098740-1	1
2	Roller, Track Cam Bearing (McGill)	012797	2
3	Nut, 5/8-18 Hex Jam	F05010-11	2
4	Nut, M16, Hexagon, Grade 5.8 Plain	F81036-1	4
5	Washer, 16.3 Split Lock	F81058-2	4
6	<b>BOLT, M12 X 55-8.8 HEX HEAD FULL THREAD</b>	F81004-12	2
7	<b>NUT, M12-8-B HEX JAM</b>	F81034-1	2
8	<b>BRACKET, POWER SUPPLY STRIP AND LIMIT SWITCH</b>	086380-1	1
9	<b>SWITCH, GLCB01A2B LIMIT</b>	086469	1
10	<b>BOLT, M5 X 40 8.8 HEX HEAD</b>	F81000-11	2
11	<b>NUT, M5-8</b>	F81030-1	2
12	<b>WASHER, 5.3 FLAT</b>	F81052-1	2
13	<b>BOLT, M10 X 25 8.8</b>	F81003-11	2
14	<b>NUT, M10 NYLON</b>	F81033-1	2
15	<b>WASHER, 10.5 FLAT</b>	F81055-1	2
16	<b>BRACKET, LIMIT SWITCH</b>	086473-1	1



**SECTION 8 BED FRAME ASSEMBLY**

**8.1 Bed Rail Assembly, Front (LT40/70M Super)**

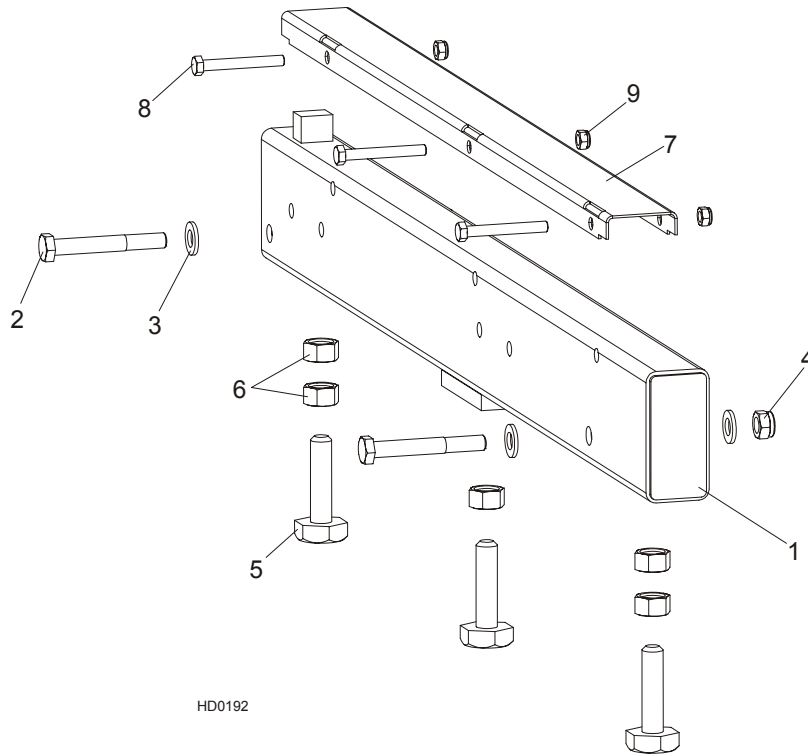


REF	DESCRIPTION (◆ Indicates Parts Available In Assemblies Only)	PART#	QTY.
1	<b>BED RAIL ASSEMBLY, FRONT - LT70M SUPER</b>	095646	1
2	Bolt, M12 x 90-8.8 Hex Head	F81004-2	2
3	Washer, 13 SAE Flat	F81056-1	4
4	Nut, M12-8 Hex Nylon Lock	F81034-2	2
5	Bolt, M16 Bed Rail Adjustment	086809	2
6	Nut, M16-5-B Hex Head Zinc	F81036-5	4
7	<b>COVER, 22.75 SS LT50 PIVOT</b>	S13012	1
8	<b>BOLT, M8X65-5.8 ZINC HEX HEAD</b>	F81002-3	2
9	<b>NUT, M8-8-B HEX NYLON ZINC LOCK</b>	F81032-2	2

# 8 BED FRAME ASSEMBLY

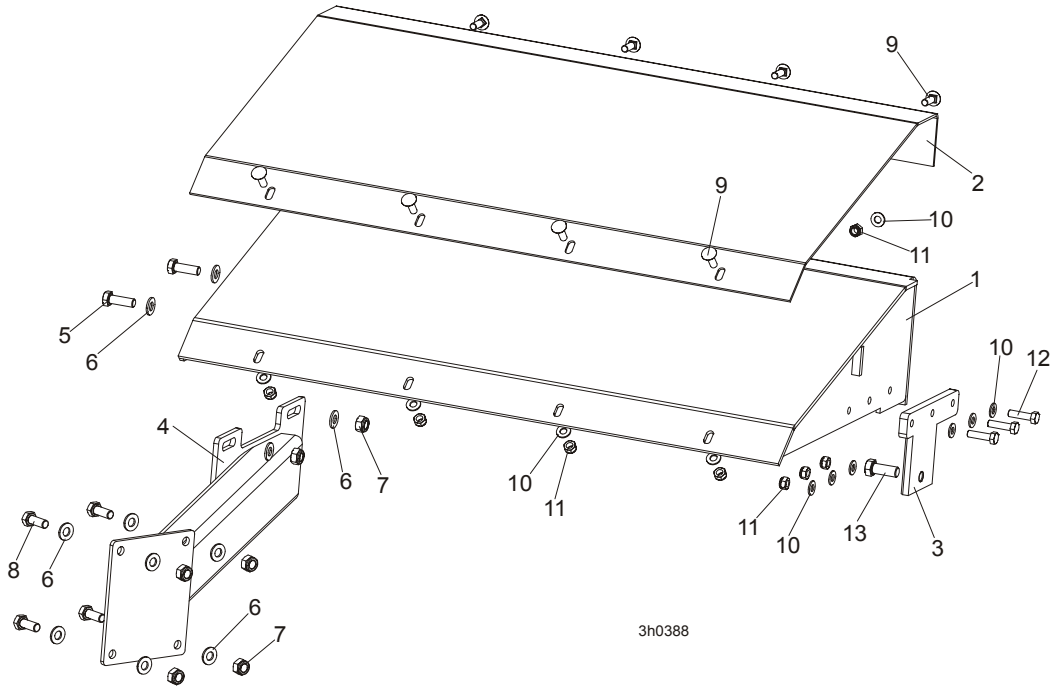
Bed Rail Assembly, Middle (LT40/70M Super)

## 8.2 Bed Rail Assembly, Middle (LT40/70M Super)



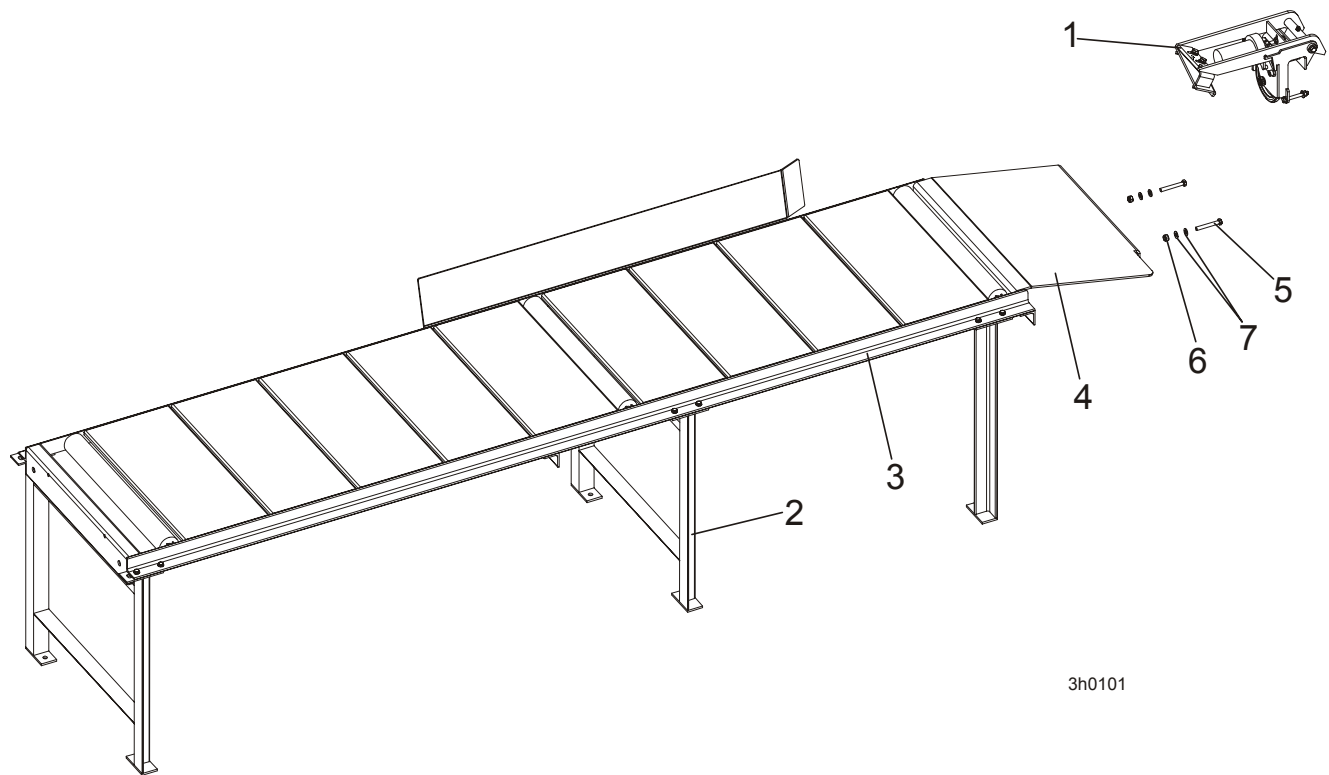
REF	DESCRIPTION (◆ Indicates Parts Available In Assemblies Only)	PART#	QTY.
1	BED RAIL ASSEMBLY, MIDDLE - LT70M SUPER	096478	1(4)
	BED RAIL ASSEMBLY, MIDDLE W/HOLE - LT70M SUPER	096993	1
	BED RAIL ASSEMBLY, MIDDLE (POWER ROLLER) - LT70M SUPER	095650	1
2	Bolt, M12 x 90-8.8 Hex Head	F81004-2	2
3	Washer, 13 SAE Flat	F81056-1	4
4	Nut, M12-8 Hex Nylon Lock	F81034-2	2
5	Bolt, M16 Bed Rail Adjustment	086809	3
6	Nut, M16-5-B Hex Head Zinc	F81036-5	5
7	COVER, STAINLESS STEEL BED RAIL	S09944	1
8	BOLT, M8X65-5.8 ZINC HEX HEAD	F81002-3	3
9	NUT, M8-8-B HEX NYLON ZINC LOCK	F81032-2	3

**8.3 Table, M Super Frame**



REF	DESCRIPTION (◆ Indicates Parts Available In Assemblies Only)	PART #	QTY.
	<b>TABLE, M SUPER FRAME COMPLETE</b>	100674	1
1	TABLE, M FRAME	100672-1	1
2	PLATE, M FRAME TABLE	099946	1
3	BRACKET, M SUPER FRAME	100675-1	1
4	BRACKET, M SUPER FRAME TABLE SUPPORT	100670-1	1
5	BOLT, M10X30-5.8 HEX HEAD FULL THREAD	F81003-2	2
6	WASHER, 10.5 FLAT ZINC	F81055-1	12
7	NUT, M10-8-B NYLON HEX ZINC LOCK	F81033-1	6
8	BOLT, M10-1.5X25MM HH GR8.8	F81003-11	4
9	BOLT, M8X20MM HH GR8.8	F81002-11	8
10	WASHER, 8.4 FLAT, ZINC	F81054-1	14
11	NUT, M8-8-B, HEX, NYLON LOCK ZINC	F81032-2	11
12	BOLT, M8X30MM, HH, GR 5.8, FULL THRD, ZINC	F81002-2	1
13	BOLT M12X30-8.8	F81004-22	1

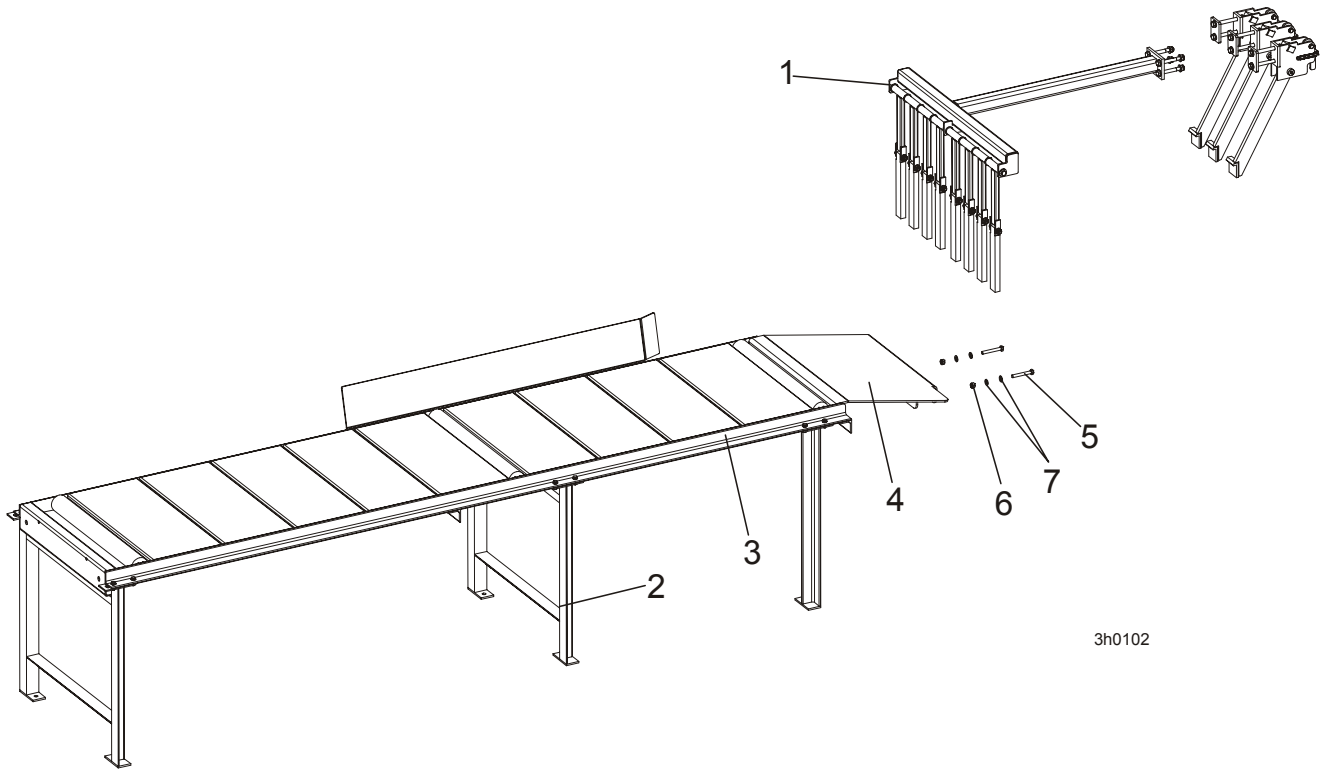
**8.4 Board Return Assembly - 3m Table (LT40M Super Option)**



3h0101

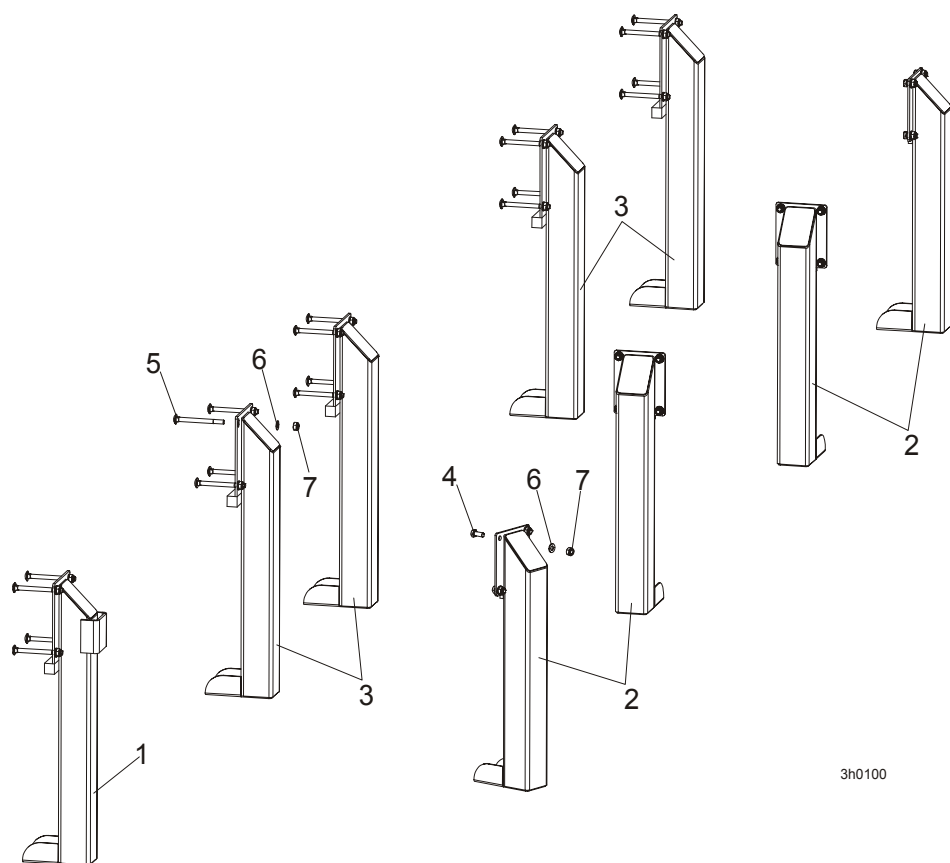
REF	DESCRIPTION (◆ Indicates Parts Available In Assemblies Only)	PART #	QTY.
	<b>BOARD RETURN ASSY - 3M TABLE, LT40M SUPER OPTION</b>	100668	1
1	<b>BOARD RETURN ASSEMBLY</b> <a href="#">See Section 4.5</a>	087839-1	1
	<b>BOARD RETURN ASSY, 3M TABLE</b>	100654	1
2	LEG, BOARD RETURN ASSY	097044-1	1
3	TABLE, BOARD RETURN COMPLETE	097076	1
4	PLATE, BOARD RETURN FRONT	100651	1
5	BOLT, M10x75-8.8-Fe/Zn5 PN-M/82101	F81003-15	2
6	NUT, M10-8-B NYLON HEX ZINC LOCK	F81033-1	2
7	WASHER, 10.5 FLAT ZINC	F81055-1	4

**8.5 Board Return Assembly - 3m Table (LT70M Super Option)**



REF	DESCRIPTION (◆ Indicates Parts Available In Assemblies Only)	PART #	QTY.
	<b>BOARD RETURN ASSY - 3M TABLE, LT40M SUPER OPTION</b>	100669	1
<b>1</b>	<b>BOARD RETURN ASSEMBLY</b> <a href="#">See Section 4.5</a>	092757	1
	<b>BOARD RETURN ASSY, 3M TABLE</b>	100654	1
<b>2</b>	LEG, BOARD RETURN ASSY	097044-1	1
<b>3</b>	TABLE, BOARD RETURN COMPLETE	097076	1
<b>4</b>	PLATE, BOARD RETURN FRONT	100651	1
<b>5</b>	BOLT, M10x75-8.8-Fe/Zn5 PN-M/82101	F81003-15	2
<b>6</b>	NUT, M10-8-B NYLON HEX ZINC LOCK	F81033-1	2
<b>7</b>	WASHER, 10.5 FLAT ZINC	F81055-1	4

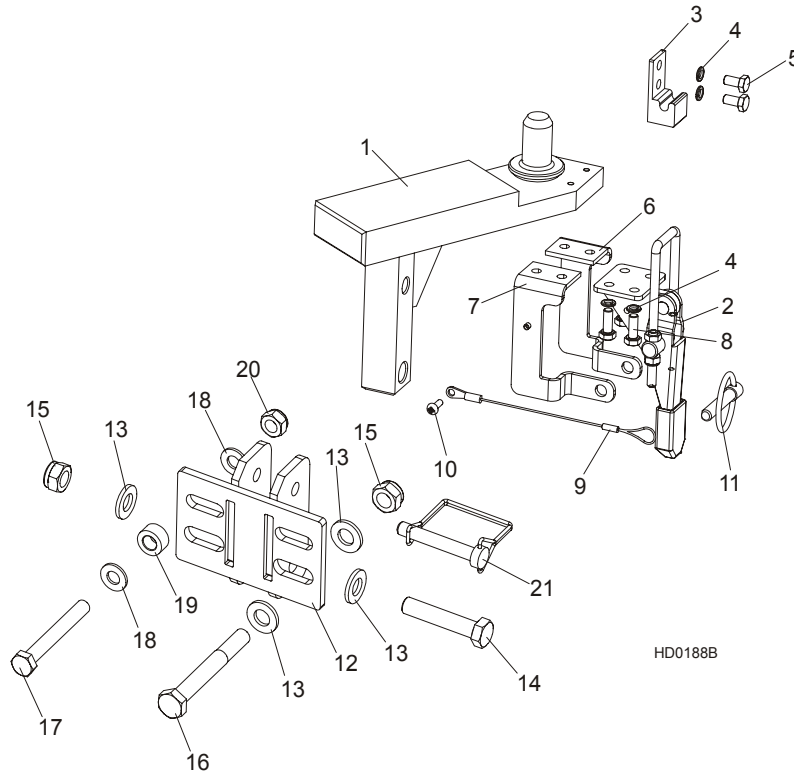
## 8.6 Stationary Leg Kit, M Super Frame



3h0100


L.P.	OPIS (◆ wskazuje części dostępne jedynie w zespołach)	NUMER KAT.	SZT.
	<b>STATIONARY LEG KIT, M SUPER FRAME</b>	097299	1
1	LEG, LONG STATIONARY W/BOARD RETURN TABLE	087449-1	1
2	LEG, STATIONARY LEFT	087450-1	4
3	LEG, STATIONARY RIGHT	087451-1	4
4	BOLT, M10X25-8.8-FE/ZN5	F81003-11	16
5	BOLT, M10X120 8.8 FE/ZN5	F81003-33	20
6	WASHER, 10.5 FLAT ZINC	F81055-1	36
7	NUT, M10-8-B HEX NYLON ZINC LOCK	F81033-1	36

**8.7 LT40/70M Super Saw Head Rest Pin Assembly**



REF	DESCRIPTION (◆ Indicates Parts Available In Assemblies Only)	PART#	QTY.
	<b>SAW HEAD REST PIN W/LATCH CLAMP, LT70S/M</b>	094660	1
1	Pin Weldment, LT70S/M Saw Head Rest	094658-1	1
2	Clamp, GN851.2-320-T4 Latch	094656	1
3	Latch Bracket, GN851.2-320-T4 Zinc-plated	094659-1	1
4	Washer, Z 6.1 Split Lock Zinc	F81053-3	6
5	Bolt, M6x12-8.8 Hex Head Full Thread Zinc	F81001-7	6
6	Bracket, Locking Right	097102-1	1
7	Bracket, Locking Left	097103-1	1
8	Bolt, M6x16-8.8-Fe/Zn5 PN-85/M-82105	F81001-32	4
9	Lanyard, 3/64x6"	016030	1
10	Screw, M4x12 -5,8-B- Fe/Zn5 PN-M/82202	F81011-43	1
11	Pin, 8 BN914 (BOSSARD 1364650) Clamp Lock	F81046-2	1
12	<b>BRACKET, LT40 SAW HEAD REST PIN MOUNT PAINTED</b>	092765-1	1
13	<b>WASHER, 13 FLAT ZINC</b>	F81056-1	4
14	<b>BOLT, M12 X 60-8.8 HEX HEAD ZINC</b>	F81004-5	1
15	<b>NUT, M12-8 HEX NYLON ZINC LOCK</b>	F81034-2	2
16	<b>BOLT, M12x95-8.8 HEX HEAD ZINC</b>	F81004-29	1
17	<b>BOLT, M10x80-8.8 HEX HEAD ZINC</b>	F81003-50	1
18	<b>WASHER, 10.5 FLAT ZINC</b>	F81055-1	2
19	<b>BUSHING, ZINC-PLATED SPACER</b>	090936-1	1
20	<b>NUT, M10-8-B HEX NYLON ZINC LOCK</b>	F81033-1	1
21	<b>PIN, 3/8" X 2 1/4" SNAP RETAINER</b>	014151	1

**8.8 Tie Down Chain Assembly**



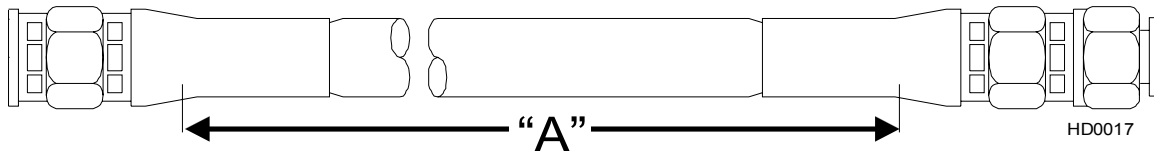
SM0129

REF	DESCRIPTION (◆ Indicates Parts Available In Assemblies Only)	PART #	QTY.	
	<b>CHAIN ASSEMBLY, TIE DOWN</b>	A04376-1	1	
<b>1</b>	Hook, 5/8" Safety Chain	P12075	1	
<b>2</b>	Screw Closed Chain Link, 10	100767	1	
<b>3</b>	Chain, N-10 x 35, 6 Links	100951	1	



## SECTION 9 HYDRAULIC SYSTEM

### 9.1 Hydraulic Hoses, LT40/70M Super



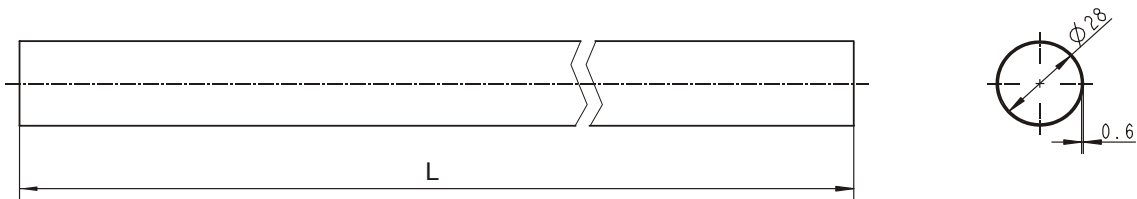
Part	Color Code	LENGTH "A" [m]	Application	Wood-Mizer Part No.
			<b>I Section (from filter) according to designations from right to left</b>	
A1	White	3,2	3/8" 2-Plane Clamp, In/Out	097614
B1	Orange	3,2	3/8" 2-Plane Clamp, In/Out	097615
A2	Pink	3,3	3/8" Raising the turner and side supports	097622
B2	Plain	3,3	3/8" Raising the turner and side supports	097622
A3	Red	5,6	1/4" III Camp (middle), Up/Down	097545
B3	Blue	5,6	1/4" III Camp (middle), Up/Down	097545
A4	Silver	4,7	1/4" I Toe Board	097620
B4	Brown	4,7	1/4" I Toe Board	097620
A5	Black	3,3	3/8" Chain Turner Hydraulic Motor	097619
B5	Brown	3,3	3/8" Chain Turner Hydraulic Motor	097619
A6	Orange	5,0	1/4" III Clamp (middle), In/Out	097545
B6	White	5,0	1/4" III Clamp (middle), In/Out	097545
A7	Red	3,9	3/8" Log Loader	097623
B7	Blue	3,9	3/8" Log Loader	097623
			<b>II Section according to designations from right to left</b>	
A1	Purple	4,8	1/4" I Toe Board Drive	097621
B1	Purple	4,8	1/4" I Toe Board Drive	097621
A2	Black	2,0	1/4" II Toe Board	097617
B2	Purple	2,0	1/4" II Toe Board	097617
A3	Red	6,2	1/4" I Clamp, Up/Down	097616
B3	Blue	6,2	1/4" I Clamp, Up/Down	097616
A4	Orange	5,5	1/4" I Clamp, In/Out	097616
B4	White	5,5	1/4" I Clamp, In/Out	097616
A5	Yellow	4,1	1/4" 2-Plane Clamp, Up/Down	097613

**TABLE 0-0**

B5	Green	4,1	1/4" 2-Plane Clamp, Up/Down	097613
A6	Red	1,0	1/4" II Clamp, Up/Down	097618
B6	Blue	1,0	1/4" II Clamp, Up/Down	097618
A7	Orange	2,0	1/4" II Clamp, In/Out	097617
B7	White	2,0	1/4" II Clamp, In/Out	097617
	Green	2,3	3/8" tee connector to log loader cylinder	097624
	Yellow	2,3	3/8" tee connector to log loader cylinder	097624
	Green	1,2	3/8" tee connector to log loader cylinder	097625
	Yellow	1,2	3/8" tee connector to log loader cylinder	097625
		0,65	3/8" turner hose	094597
		0,65	3/8" turner hose	094597
		0,75	3/8" left side support hose	094596
		1,0	3/8" right side support hose	094593
		1,0	3/8" right side support hose	094593
		1,2	3/8" cylinder instrumentation	097625

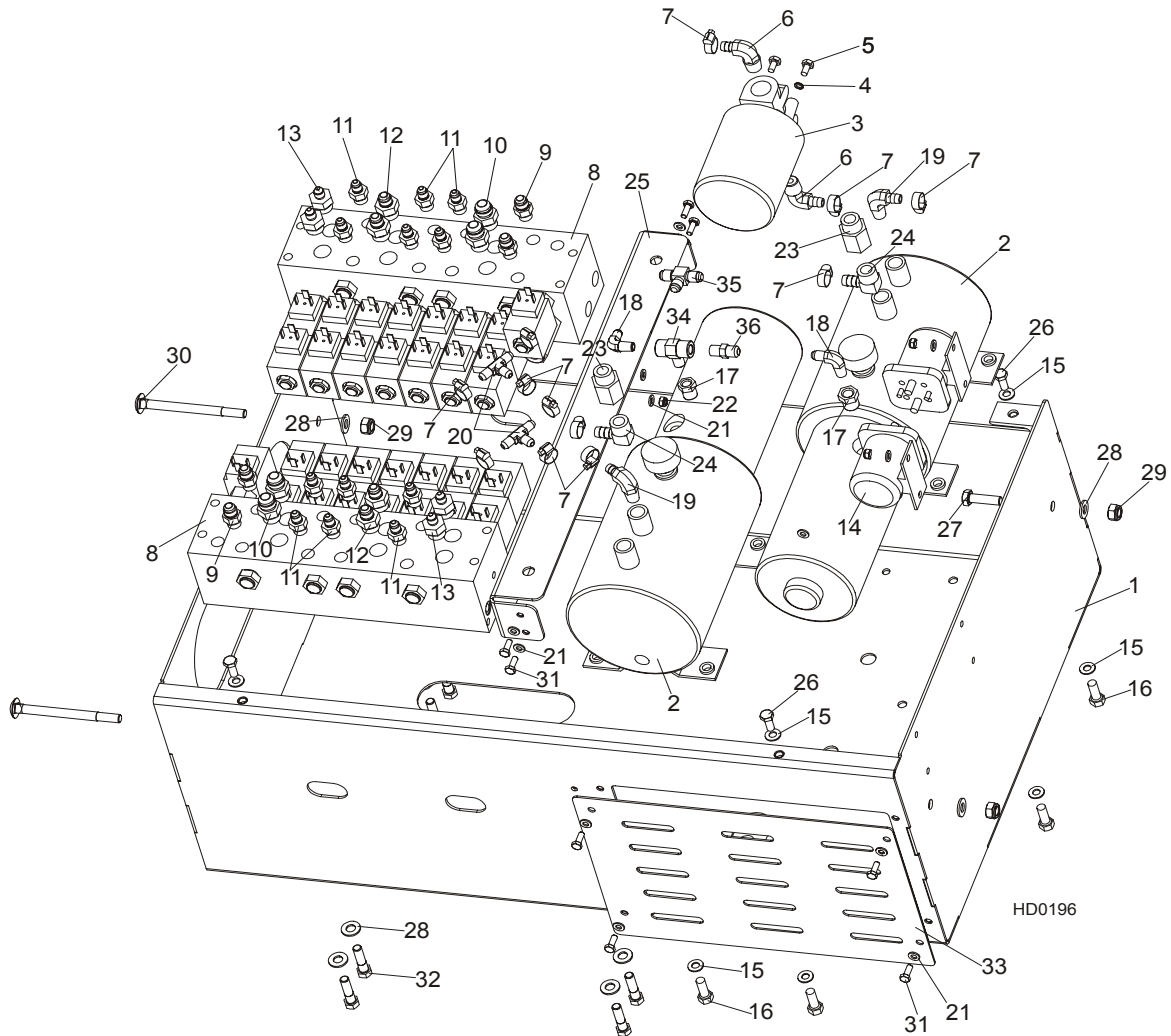
TABLE 0-0

**Protective Conduits, LT40/70M Super Hydraulic Hoses**



LENGTH "L"	DESCRIPTION (◆ Indicates Parts Available In Assemblies Only)	PART #	QTY.
0,85	PROTECTIVE CONDUIT, HYDRAULIC MOTOR HOSE	100127	2
1,00	PROTECTIVE CONDUIT, SIDE SUPPORT HOSE	100128	4
0,70	PROTECTIVE CONDUIT, LOG TURNER HOSE	099761	3
0,45	PROTECTIVE CONDUIT, IN/OUT CYLINDER HOSE - TOP	099763	1

9.2 Hydraulic Control Box, LT40/70M Super (DC)



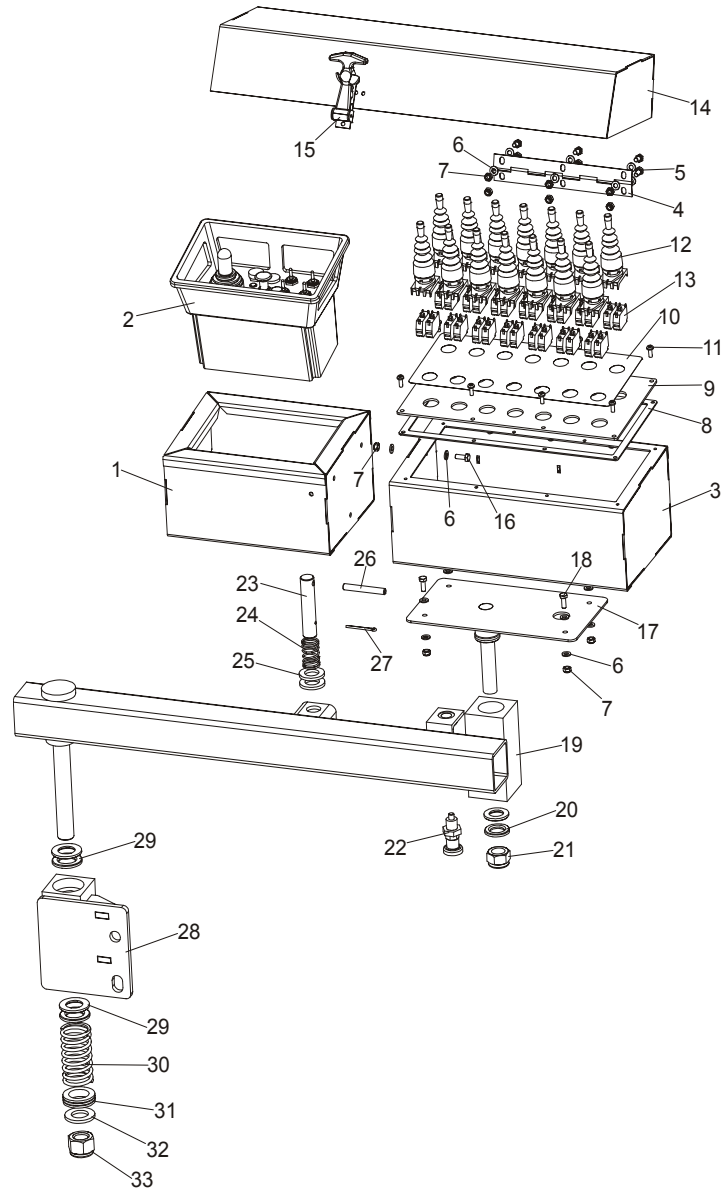
REF	DESCRIPTION (◆ Indicates Parts Available In Assemblies Only)	PART#	QTY.
	<b>HYDRAULIC CONTROL BOX - LT70M SUPER (DC)</b>	096490	1
1	Box, LT70M Super Hydraulic Control	095690-1	1
2	Pump Assy, W/Motor Hydraulic	P12701	2
	Motor Kit, Hydraulic Replacement	052807	1
	Motor, Iskra Replacement Monarch Pump	038683	1
	Brushes, Hydraulic Motor Iskra	038682	1
	Bearing, Base Motor #02318	P12513	1
	Cap, Hyd Pump Vented Fill	P12817	1
	Ring, 3 7/8OD 02352 'O'	P10198	1
	Seal, Hyd Motor/Pump	P10315	1

## 9

**HYDRAULIC SYSTEM***Hydraulic Control Box, LT40/70M Super (DC)*

3	Manifold, W/Filter	P22683	1	
4	Washer, M6 Split Lock Zinc	F81053-3	2	
5	Bolt, 1/4-20x1/2 HH	F05005-15	2	
6	Fitting, 1/2NPT-3/8 Barb Elbow	P12707	2	
7	Clamp, 11/16 Worm	P12739	12	
	Valve, hydr. 7 Station Exp. 12V	036730	2	
8	Valve hyd, 7 Station Exp. 24V	036731	1	
9	Fitting, 3/8" O-Ring 3/8 JIC	014687	2	
10	Fitting, #8SAE- #8JIC	028076	2	
11	Fitting, 1/4JIC-3/8 O-Ring	P26284	6	
12	Fitting, 8SAE-6JIC	P12703	2	
13	Fitting, 8 SAE-3/8 JIC	036759	2	
14	Solenoid, 200A 12V SPST Hyd. Pump 1997	015470	2	
15	Washer, M8, Flat, Zinc	F81054-1	12	
16	Screw, 3/8-16x1 HHC	F05007-7	8	
17	Fitting, 3/8NPT-1/4NPT Reducer	015490	2	
18	Fitting, 1/4NPTx1/4JIC Male Elbow	P09142	2	
19	Fitting, 3/8NPT-3/8 Barb Elbow	P12708	2	
20	Fitting, 3/8 Barb Tee	015485	2	
21	Washer, M6, Flat, Zinc	F81053-1	14	
22	Nut, M6, Nylon Hex Zinc Lock	F81031-2	6	
23	Fitting, 1/2NPT-1/2NPT Adaptor	015995	2	
24	Fitting, 1/2NPT-1/2 Hose Barb 90Deg	015997	2	
25	Bar, LT70M Super Hydraulic Valve Station	095686-1	1	
26	Bolt, M8x20mm, Hex Head, Gr 5.8 Zinc	F81002-4	4	
27	Bolt, M10x35-8.8 Fe/Zn5 PN-M/82105	F81003-17	2	
28	Washer, M10, Flat, Zinc	F81055-1	6	
29	Nut, M10, Nylon Hex Zinc Lock	F81033-1	4	
30	Bolt, M10x120 8.8 Carriage	F81003-33	2	
31	Bolt, M6x16 8.8 Fe/Zn5 PN-M/82105	F81001-15	6	
32	Bolt, 3/8-16x1 1/2 HH	F05007-3	8	
33	Cover, LT70M Super Hydraulic Box (DC)	096983-1	1	
34	Fitting, 1/4NPT Branch Tee	015486	1	
35	Fitting, 3/8JIC Tee	015487	1	
36	Fitting, 3/8JIC-1/4NPT Str	015560	1	
	<b>COVER, LT70M SUPER HYDRAULIC BOX</b>	097528-1	1	

### 9.3 Hydraulic & Wireless Control Box



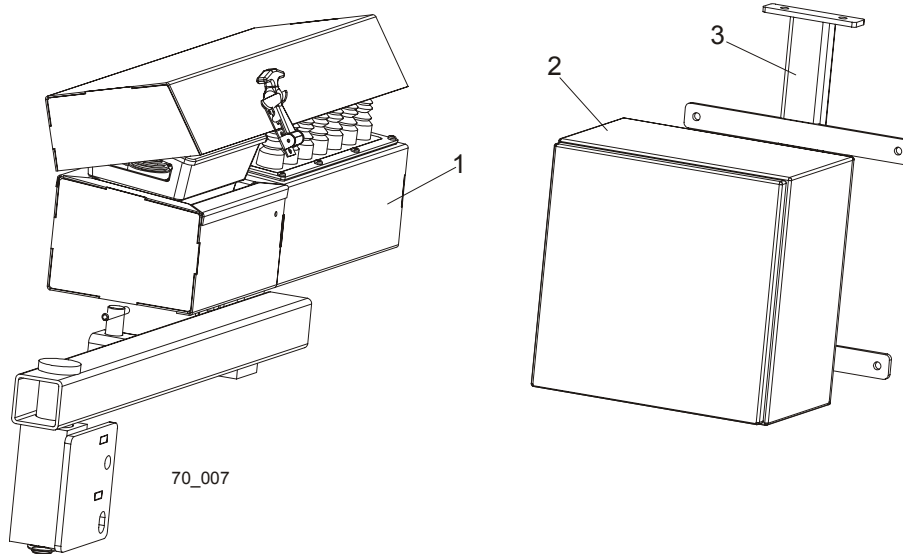
REF	DESCRIPTION (◆ Indicates Parts Available In Assemblies Only)	PART#	QTY.
	<b>BOX ASSEMBLY, LT70M SUPER HYDRAULIC CONTROL</b>	096485	1
	<b>BOX ASSEMBLY, REMOTE CONTROL</b>	096938	1
1	Box, LT70M Super Remote Control Box	096942-1	1
2	Box, Wireless Control	096681	1
	Box, LT70M Super Hydraulic Control Complete	096999	1
3	Box, LT70M Super Hydraulic Control Box	097005-1	1
4	Hinge, Cover Zinc	088257-1	1
5	Bolt, M6x12mm Hex Head Zinc	F81001-7	6

## 9

**HYDRAULIC SYSTEM***Hydraulic & Wireless Control Box*

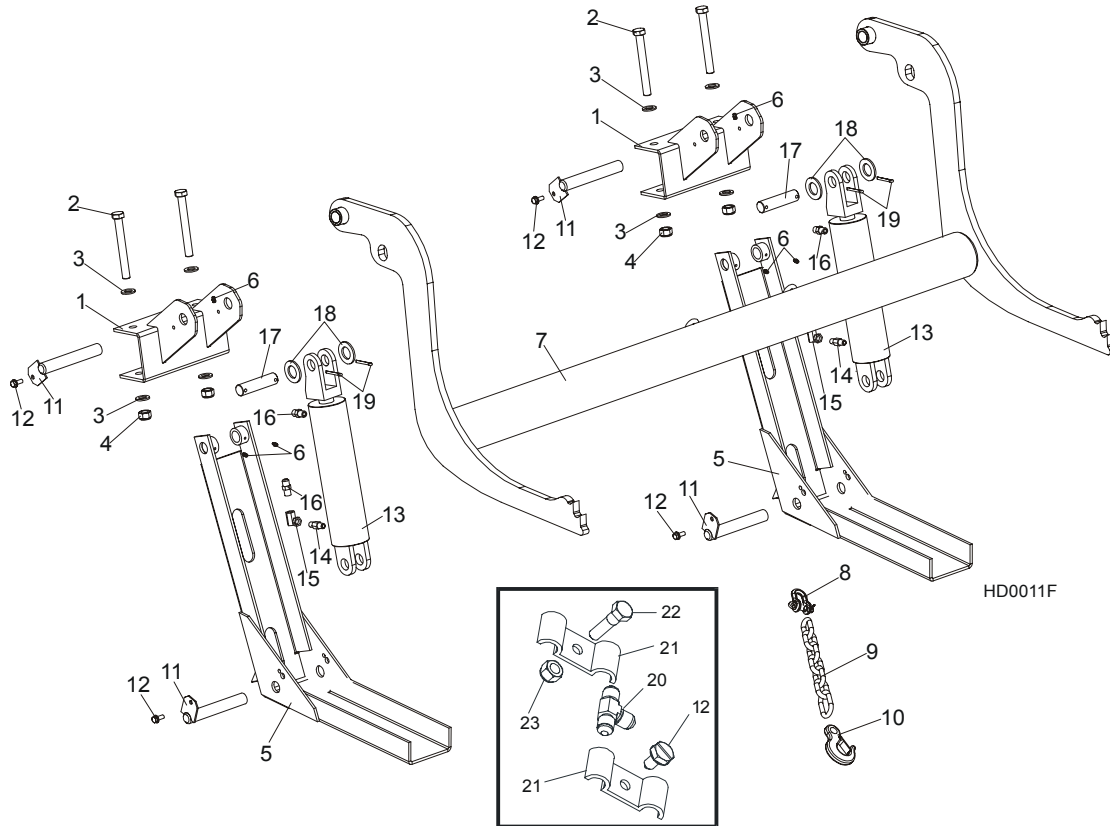
6	Washer, M6, Flat, Zinc	F81053-1	23	
7	Nut, M6, Nylon Hex Zinc Lock	F81031-2	13	
8	Gasket, 9.5m Front Panel	089998	1	
9	Panel Assembly, Hydraulic 9.5m Front	090356-1	1	
10	Decal, Front Panel	095692	1	
11	Bolt, #10-24x1/2 Ph Pan Hd, Type 23	F05015-17	8	
12	Joystick, PMJN8T3, 2-position	096928	14	
13	Contact, ZBE 101	087817	28	
14	Cover, LT70M Super Hydraulic & Wireless Control Box	096941-1	1	
15	Latch, Flexible Draw	014829	1	
16	Bolt, M6x16-5.8-Fe/Zn5 PN-M/82105	F81001-14	3	
17	Support, LT70M Super Control Box	096489-1	1	
18	Bolt, M6x16 8.8 Fe/Zn5 PN-M/82105	F81001-15	4	
19	Arm, Control Box	096480-1	1	
20	Washer, 21 PN-83/M-82039	F81059-21	4	
21	Nut, M20, Nylon Hex Zinc Lock	F81037-2	1	
22	Pin, Outrigger Detent	090197	1	
23	Pin, Outrigger Pull	087012-1	1	
24	Spring, 21x38x2 Zinc	087040	1	
25	Washer, 21 Fe/Zn5 PN-M/82005	F81059-2	2	
26	Pin, 8x65 Roll Zinc	F81046-1	1	
27	Pin, 4x25 Cotter	F81043-2	1	
28	Bracket, Control Box	096690-1	1	
29	Washer, 25 PN-83/M-82039	F81059-22	4	
30	Spring, 40x80x4,5 Zinc	093435	1	
31	Bearing, 51106 Thrust	097274	1	
32	Washer, 25 Fe/Zn5 PN-78/M-82005	F81061-3	1	
33	Nut, M24-8 Zinc Lock	F81039-8	1	

### 9.4 Wireless Control Assembly (Option)



REF	DESCRIPTION (◆ Indicates Parts Available In Assemblies Only)	PART#	QTY.
	<b>Wireless Control Assembly, LT70M Super</b>	097714	1
1	BOX ASSEMBLY, LT70M SUPER HYDRAULIC CONTROL	096485	1
2	Electric Box, Wireless Control	096989	1
3	Bracket, wireless control electric box	096930-1	1

### 9.5 Hydraulic Log Loader

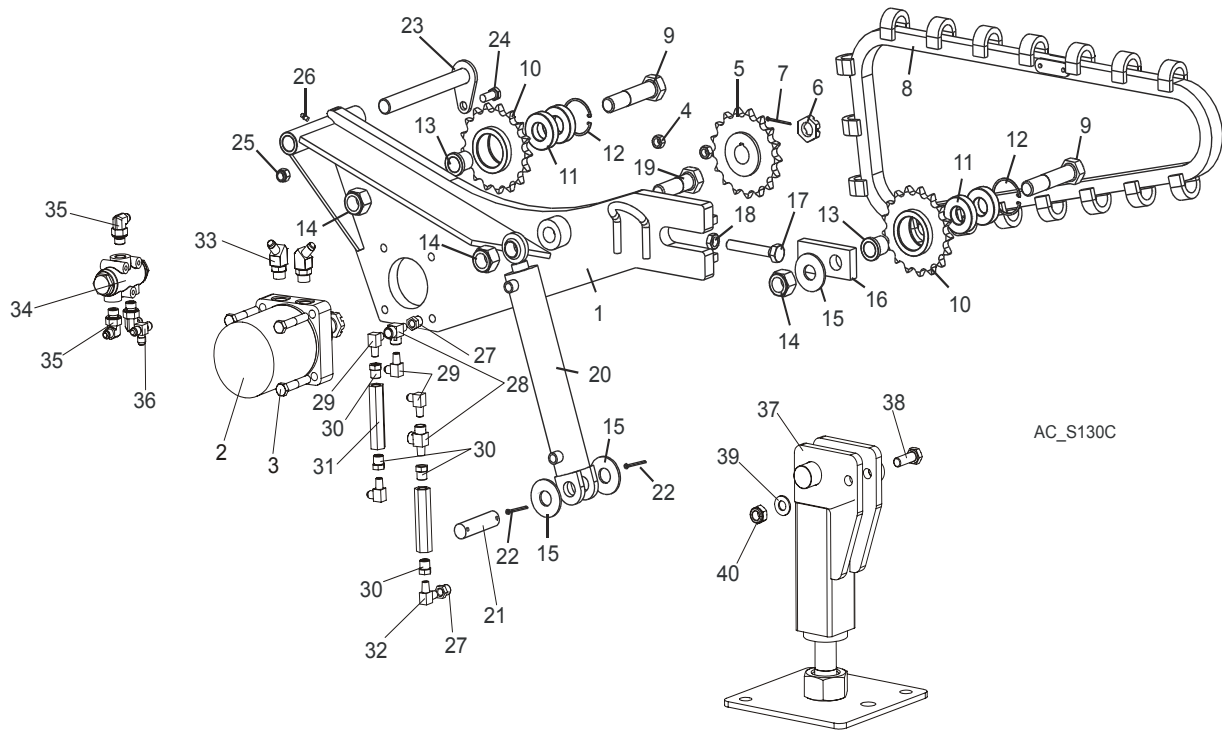


REF	DESCRIPTION (◆ Indicates Parts Available In Assemblies Only)	PART #	QTY.
	<b>LOADER KIT, HYDRAULIC LOG</b>	092863	1
1	Bracket, Hydraulic Log Loader	087938-1	1
2	Bolt, M16x140mm Hex Head Zinc Grade 8.8	F81006-4	4
3	Washer, M16 Flat Zinc	F81058-1	8
4	Nut, M16 Hex Nylon Zinc Lock	F81036-2	4
	Channel, Hydraulic Log Loading Foot Complete	090049	2
5	Channel, Hydraulic Log Loading Foot	090048-1	2
6	Fitting, 3/16x3/16 Straight Grease	P04107	6
	Arm, Hydraulic Log Loading Complete	090044	1
7	Arm, Hydraulic Log Loading	090006-1	1
8	Shackle, M-WL .63	086540	1
9	Chain, Hydraulic Log Loader Safety	A04376	1
10	Hook, 5/8 Safety Chain	P12075	1
11	Pin, Turner Arm	W09446-1	4
12	Screw, 5/16-18x3/4 Self-Tapping	F05015-30	4
13	Cylinder Assy, Log Loading Super	015562	2
14	Fitting, 1/4NPT Velocity Fuse 5.0GPM	015750	2
15	Fitting, 1/4NPT-1/4JIC Swivel Elbow	P12199	2



16	Fitting, 3/8JIC-1/4NPT Straight	015560	4
17	Pin, Cylinder Hydraulic	086979-1	2
18	Washer, 28 Flat Zinc	F81061-1	4
19	Pin, 5x40 Cotter	F81043-31	4
20	Fitting, 3/8 Barb Tee	015485	1
21	Clamp, 3/8 Hose	016041	2
22	Bolt, 5/16-18x1 Hex Head Zinc Grade 2	F05006-1	1
23	Nut, 5/16-18 Nylon Zinc Lock	F05010-58	1

### 9.6 Hydraulic Log Turner



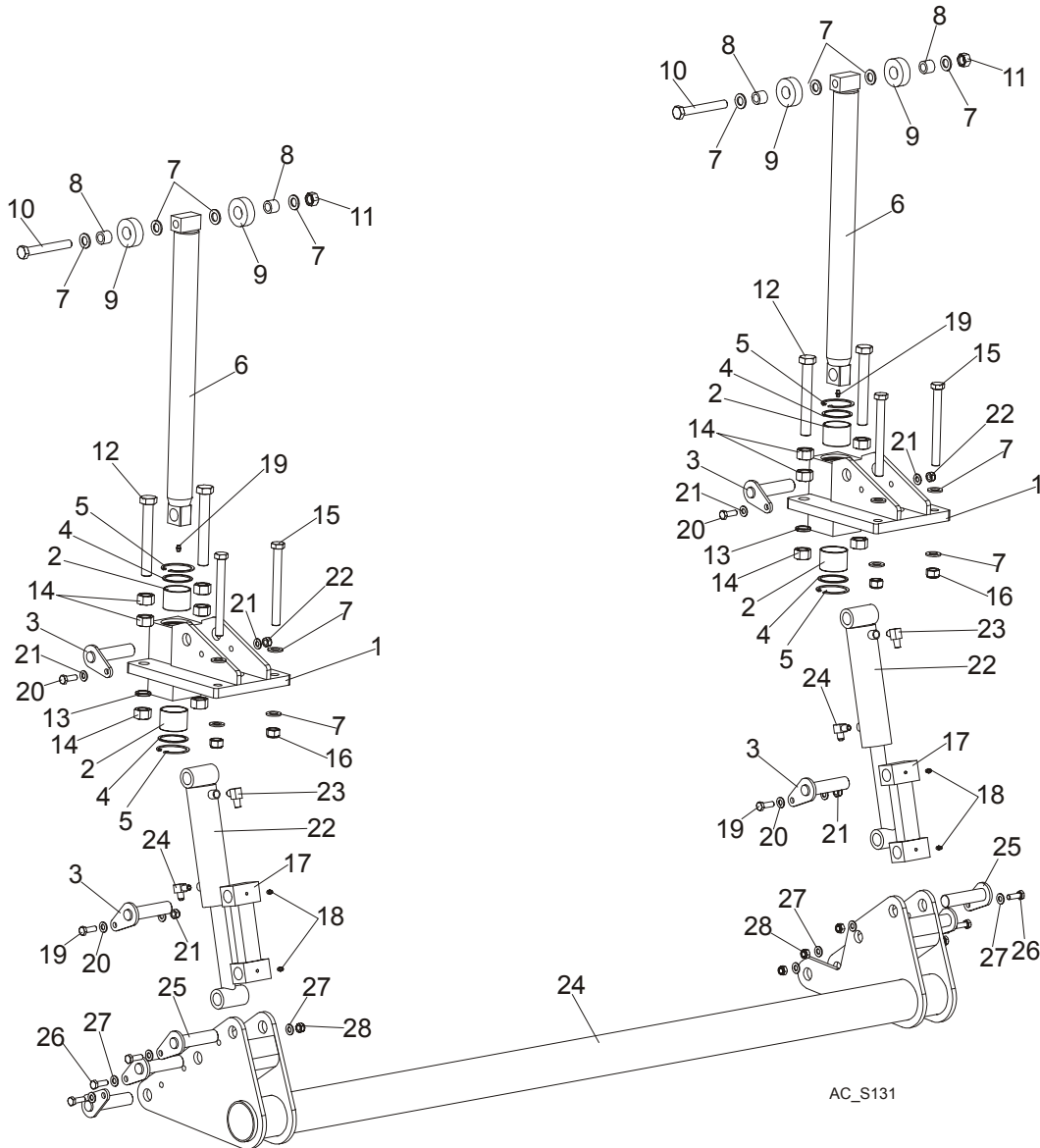
REF	DESCRIPTION (◆ Indicates Parts Available In Assemblies Only)	PART#	QTY.
	<b>TURNER ASSEMBLY, HYDRAULIC LOG</b>	034537	1
1	Arm Weldment, Hydraulic Log Turner	016873	1
2	Motor, Hydraulic MB29-02-08-AABP	018741	1
3	Bolt, 1/2-13 x 3" Hex Head Grade 5	F05008-23	4
4	Nut, 1/2-13 Hex Lock	F05010-3	4
5	Sprocket Weldment, Log Turner Drive	042192	1
6	Nut, Hydraulic Motor Castle	018741-2	1
7	Pin, 1/8" x 1 3/4" Cotter	F05012-43	2

## 9

**HYDRAULIC SYSTEM***Hydraulic Log Turner*

8	Chain Weldment, Log Turner	042196	1	
	Cog, Log Turner	042194	17	
	Chain, #2080 Log Turner	042195	1	
	Link, #2080H Master	016796	1	
9	Bolt, 1-8 x 5" Hex Head Grade 8	F05004-132	2	
	Sprocket Assembly, Idler	042193	2	
10	Sprocket Weldment, Idler	042191	1	
11	Bearing, 6206 25 Idler	P11035	2	
12	Ring, 62mm #472 DIN Inside Retaining	F04254-12	1	
13	Spacer, Idler Sprocket	042187	3	
14	Nut, 1-8 Hex Lock	F05010-109	3	
15	Washer, 1" SAE Flat	F05011-28	3	
16	Plate, Log Turner Chain Tensioner	042188	1	
17	Bolt, 5/8-11 x 4" Hex Head Full Thread Grade 5	F05009-31	1	
18	Nut, 5/8-11 Hex Jam	F05010-82	1	
19	Bolt, 1-8 x 3 1/2" Hex Head Grade 5	F05009-50	1	
20	Cylinder, 2" x 10" Welded Rod End Hydraulic	034267	1	
21	Pin, 1" x 3.88" Hydraulic Cylinder	S09251	1	
22	Pin, 3/16" x 1 1/2" Cotter	F05012-23	2	
23	Pin Weldment, Log Turner Mount	042331	1	
24	Bolt, 1/2-13 x 1 1/4" Hex Head Grade 5	F05008-37	1	
25	Nut, 1/2-13 Hex Nylon Lock	F05010-8	1	
26	Fitting, 1/4-28 Grease	P05060	1	
	Hydraulic Cylinder Connection Parts	094383	1	
27	Fitting, 3/8NPT - 1/4NPT Reducer	015490	2	
28	Fitting, C3759X4 Male Run Tee	P09141	2	
29	Fitting, 3/8JIC-1/4NPT 90L	015491	4	
30	Fitting, 3/8NPT - 1/4NPT Reducer	015490	6	
31	Valve, Log Side Support Sequence	015484	2	
32	Fitting, 90° #C3529X4 Male Pipe Elbow	P09140	1	
33	Fitting, #10SAE - 1/2JIC 45 Elbow	016807	2	
34	Divider, MTDA O8-016M 1/2 / 1/2 Oil Flow	088191	1	
35	Fitting, 90 18x1.5 9/16-18 JIC Elbow	089992	3	
36	Fitting, 3/8JIC Tee	015487	1	
37	<b>LEG, LT300 TURNER COMPLETE</b>	099975	1	
38	Bolt, M10X30-5.8 Hex Head Full Threat	F81003-2	1	
39	Washer, 10.5 Flat Zinc	F81055-1	1	
40	Nut, M10-8-B Nylon Hex Zinc Lock	F81033-1	1	

9.7 Hydraulic Log Side Supports (for Stationary Sawmills)



AC\_S131

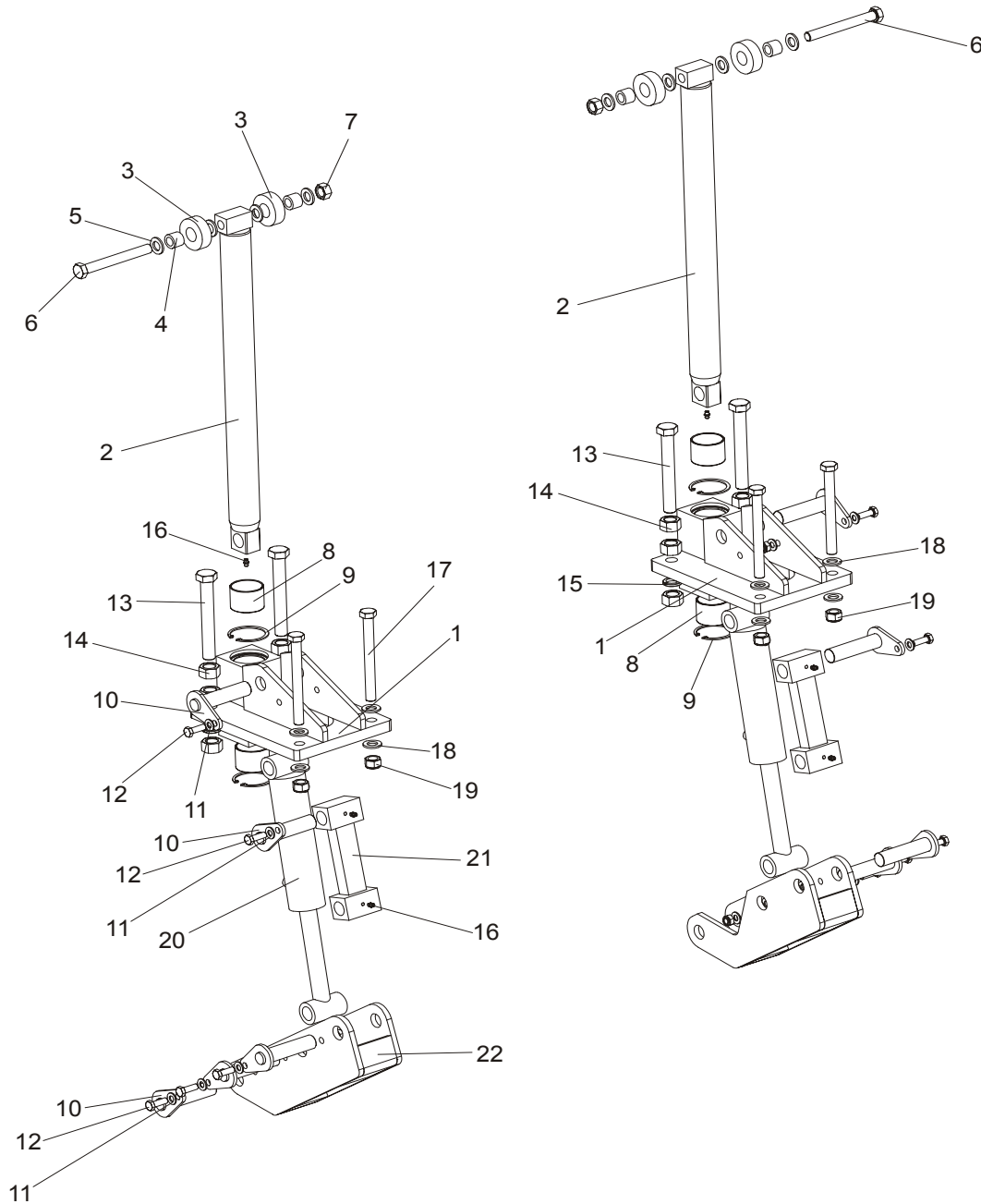
L.P.	OPIS (◆ wskazuje części dostępne jedynie w zespołach)	NR KAT.	SZT.
	<b>SUPPORT, AHS/DHS STATIONARY VERTICAL SIDE COMPLETE</b>	098864	1
	SUPPORT, STATIONARY VERTICAL LOG SIDE	097519	2
1	Mount Weldment, LT70/300 Vertical Side Support Upper	094003-1	1
2	Bushing, 5040BS Non-Greasable	088660	2
3	Pin Weldment, Vertical Side Support Zinc-Plated	091197-1	2
4	Ring, LT70/300 Vertical Side Support Zinc-Plated	094004-1	2
5	Ring, 62W Inside Retaining	F81090-1	2
6	Rod Weldment, LT70/300 Vertical Side Support Complete	094011-1	1

## 9

**HYDRAULIC SYSTEM***Hydraulic Log Side Supports (for Stationary Sawmills)*

7	Washer, 17 Flat Zinc	F81058-1	12	
8	Bushing, LT70/300 Vertical Side Support Bronze	094012	2	
9	Roller, LT70/300 Vertical Side Support Zinc-Plated	094013-1	2	
10	Bolt, M16x120 -8.8 Hex Head Zinc	F81006-25	1	
11	Nut, M16-5.8 Hex Zinc	F81036-1	1	
12	Bolt, ISO 4017 M20x150 8.8 Zinc-Plated	F81007-3	2	
13	Washer, 20.5 Split Lock Zinc	F81059-1	2	
14	Nut, M20-8 Hex Zinc	F81037-1	6	
15	Bolt, M16x160 -8.8 Hex Head Zinc	F81006-20	2	
16	Nut, M16-8 Hex Nylon Zinc Lock	F81036-2	2	
17	Link Weldment, LT300 Vertical Side Support	094016-1	1	
18	Fitting, M6 Grease	086280	3	
19	Bolt, M10x30-5.8 Hex Head Full Thread Zinc	F81003-2	2	
20	Washer, 10.5 Flat Zinc	F81055-1	4	
21	Nut, M10-8-B Nylon Hex Zinc Lock	F81033-1	2	
22	Cylinder, 28/150 1/4 NPT Port Hydraulic	094002	1	
23	Fitting, 3/8JIC-1/4NPT 90L	015491	2	
24	Mount Weldment, AHS/DHS Vertical Side Support Lower	098865-1	1	
25	Pin Weldment, Vertical Side Support Zinc-Plated	091197-1	6	
26	Bolt, M10x30-5.8 Hex Head Full Thread Zinc	F81003-2	6	
27	Washer, 10.5 Flat Zinc	F81055-1	12	
28	Nut, M10-8-B Nylon Hex Zinc Lock	F81033-1	6	

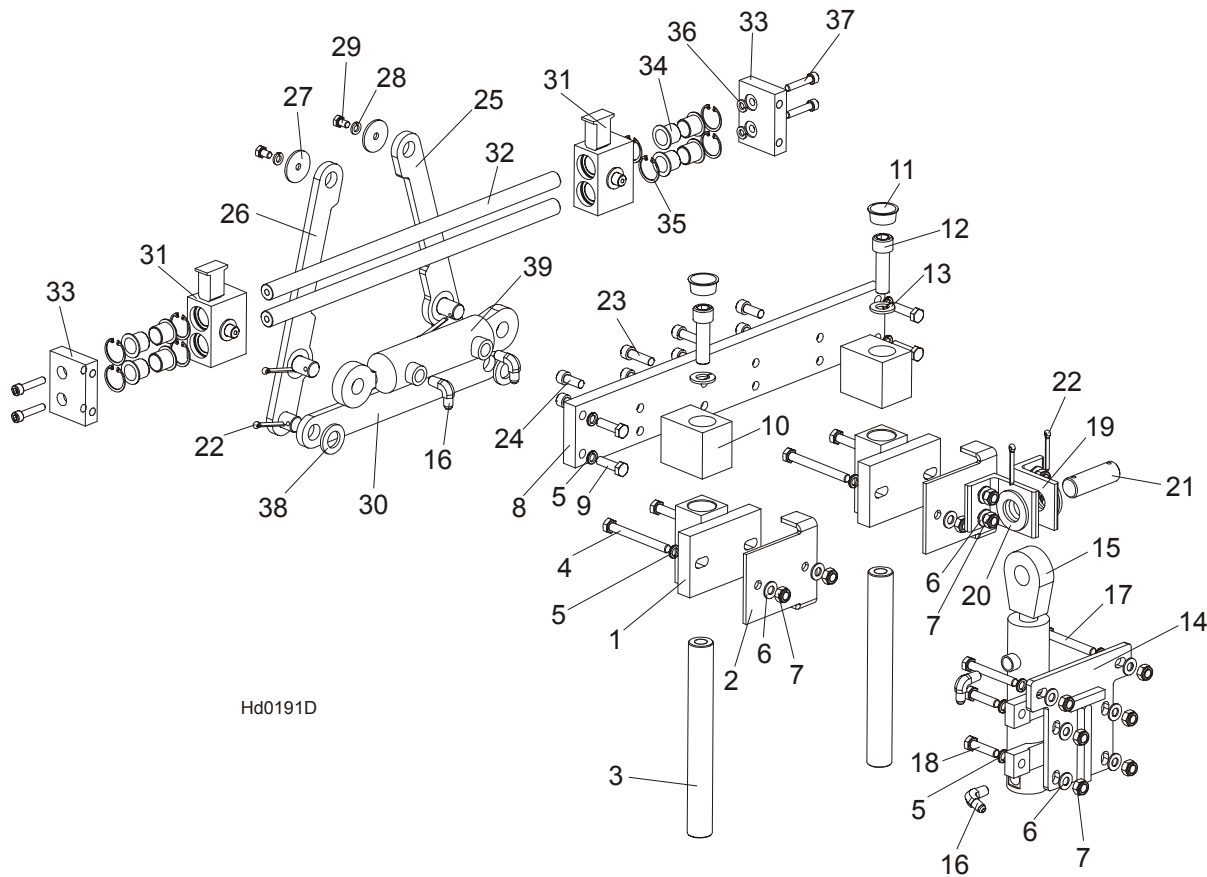
9.8 Hydraulic Log Side Supports (for Mobile Sawmills)



REF	DESCRIPTION (◆ Indicates Parts Available In Assemblies Only)	PART #	QTY.
	<b>SUPPORT, LT70/300 VERTICAL LOG SIDE (2)</b>	094388	
1	Mount Weldment, LT70/300 Vertical Side Support Upper	094003-1	1
2	Rod Weldment, LT70/300 Vertical Side Support Complete	094011-1	1
3	Roller, LT70/300 Vertical Side Support Zinc-Plated	094013-1	2
4	Bushing, LT70/300 Vertical Side Support Bronze	094012	2

5	Washer, 17 Flat Zinc	F81058-1	4	
6	Bolt, M16x140-8.8 Hex Head Zinc	F81006-4	1	
7	Nut, M16-5.8 Hex Zinc	F81036-1	1	
8	Bushing, 5040BS Non-Greasable	088660	1	
9	Ring, 62W Inside Retaining	F81090-1	2	
10	Pin Weldment, Vertical Side Support Zinc-Plated	091197-1	5	
11	Washer, 10.5 Flat Zinc	F81055-1	5	
12	Bolt, M10x30-5.8 Hex Head Full Thread Zinc	F81003-2	5	
13	Bolt, ISO 4017 M20x150 8.8 Zinc-Plated	F81007-3	2	
14	Nut, M20-8 Hex Zinc	F81037-1	6	
15	Washer, 20.5 Split Lock Zinc	F81059-1	2	
16	Fitting, M6 Grease	086280	2	
17	Bolt, M16x160 -8.8 Hex Head Zinc	F81006-20	2	
18	Washer, 17 Flat Zinc	F81058-1	4	
19	Nut, M16-8 Hex Nylon Zinc Lock	F81036-2	2	
20	Cylinder, 28/150 1/4 NPT Port Hydraulic	094002	1	
21	Link Weldment, LT300 Vertical Side Support	094016-1	1	
22	Mount Weldment, LT300 Vertical Side Support Lower	094387-1	1	
	<b>SUPPORT, LT70/300 VERTICAL LOG SIDE</b>	094010		
1	Mount Weldment, LT70/300 Vertical Side Support Upper	094003-1	1	
2	Rod Weldment, LT70/300 Vertical Side Support Complete	094011-1	1	
3	Roller, LT70/300 Vertical Side Support Zinc-Plated	094013-1	2	
4	Bushing, LT70/300 Vertical Side Support Bronze	094012	2	
5	Washer, 17 Flat Zinc	F81058-1	4	
6	Bolt, M16x140-8.8 Hex Head Zinc	F81006-4	1	
7	Nut, M16-5.8 Hex Zinc	F81036-1	1	
8	Bushing, 5040BS Non-Greasable	088660	1	
9	Ring, 62W Inside Retaining	F81090-1	2	
10	Pin Weldment, Vertical Side Support Zinc-Plated	091197-1	5	
11	Washer, 10.5 Flat Zinc	F81055-1	5	
12	Bolt, M10x30-5.8 Hex Head Full Thread Zinc	F81003-2	5	
13	Bolt, ISO 4017 M20x150 8.8 Zinc-Plated	F81007-3	2	
14	Nut, M20-8 Hex Zinc	F81037-1	6	
15	Washer, 20.5 Split Lock Zinc	F81059-1	2	
16	Fitting, M6 Grease	086280	2	
17	Bolt, M16x160 -8.8 Hex Head Zinc	F81006-20	2	
18	Washer, 17 Flat Zinc	F81058-1	4	
19	Nut, M16-8 Hex Nylon Zinc Lock	F81036-2	2	
20	Cylinder, 28/150 1/4 NPT Port Hydraulic	094002	1	
21	Link Weldment, LT70/300 Vertical Side Support	094016-1	1	
22	Mount Weldment, LT70/300 Vertical Side Support Lower	094387-1	1	

### 9.9 Hydraulic Pull Down Clamp



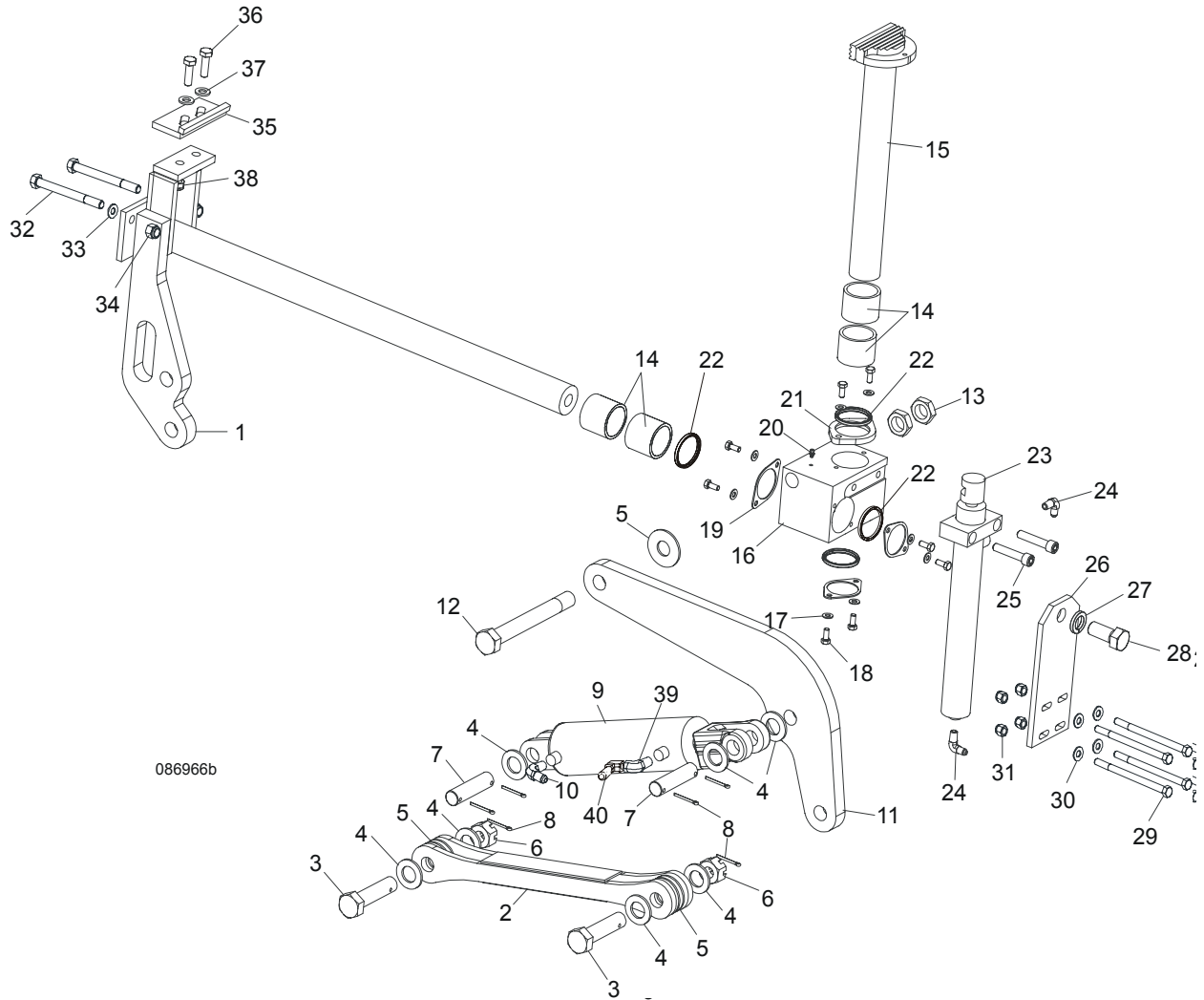
Hd0191D

REF	DESCRIPTION (◆ Indicates Parts Available In Assemblies Only)	PART #	QTY.
	<b>LEFT HYDRAULIC LOG CLAMP ASSEMBLY, COMPLETE</b>	094129	1
1	Block Weldment, Log Clamp Up/Down Painted	090545-1	2
2	Bracket, Log Clamp Mount Painted	094098-1	2
3	Pin, Log Clamp Up/Down	088631	2
4	Bolt, M10x95-8.8-B Hex Head Zinc	F81003-71	4
5	Washer, 10.2 Split Lock Zinc	F81055-2	14
6	Washer, 10.5 Flat Zinc	F81055-1	14
7	Nut, M10-8-B Hex Nylon Zinc Lock	F81033-1	14
8	Beam, Log Clamp Main Zinc-plated	094115-1	1
9	Bolt, M10x35-8.8 Hex Head Full Thread Zinc	F81003-17	4
10	Block, Log Clamp Up/Down Painted	094124-1	2
11	Plug, M33 Thread #12428	089839	2
12	Screw, M16x55-8.8 Hex Socket Head Cap Zinc	F81006-18	2
13	Washer, 16.3 Split Lock Zinc	F81058-2	2
14	Plate Weldment, Hydraulic Cylinder Mounting Painted	094094-1	1

15	Cylinder, CJ7F-16/40/22 + UE2-40W Hydraulic	091346	1	
16	Fitting, 90° Male Elbow	P09142	2	
17	Bolt, M10x75-8.8 Hex Head Zinc	F81003-15	2	
18	Bolt, M10x40-8.8 Hex Head Full Thread Zinc	F81003-16	4	
19	Bracket, Hydraulic Cylinder Mounting Painted	094127-1	2	
20	Washer, 28 Flat Zinc	F81061-1	2	
21	Pin, 25x75 Zinc-plated	088659-1	1	
22	Pin, S-Zn 5x40 Cotter Zinc	F81043-31	4	
23	Screw, M10x35 8.8 Hex Socket Head Cap Zinc	F81003-56	4	
24	Screw, M10x25 8.8 Hex Socket Head Cap Zinc	F81003-32	4	
25	Link, Log Clamp In/Out Side Zinc-plated (1)	094097-1	1	
26	Link, Log Clamp In/Out Side Zinc-plated (2)	094099-1	1	
27	Washer, Zinc-plated Spacer	094128-1	1	
28	Washer, 8.2 Split Lock Zinc	F81054-4	2	
29	Bolt, M8x12-8.8 Hex Head Full Thread Zinc	F81002-6	2	
30	Arm, Log Clamp In/Out Zinc-plated	094092-1	1	
31	Jaw Weldment, Log Clamp Zinc-plated	094120-1	2	
32	Rod, Log Clamp Jaw Guide	094116	2	
33	Plate, Locking Zinc-plated	094117-1	2	
34	Bushing, JFM-2023-21 Flanged	094113	8	
35	Ring, W 31 Inside Retaining	F81090-15	8	
36	Washer, 8.2 Split Lock Zinc	F81054-4	4	
37	Screw, M8x40-8.8 Hex Socket Head Cap Zinc	F81002-29	4	
38	Washer, 21 Flat Zinc	F81059-2	2	
39	Cylinder SJ2F-16-40/22/80 Hydraulic	093880	1	



### 9.10 Hydraulic Log Clamp - main



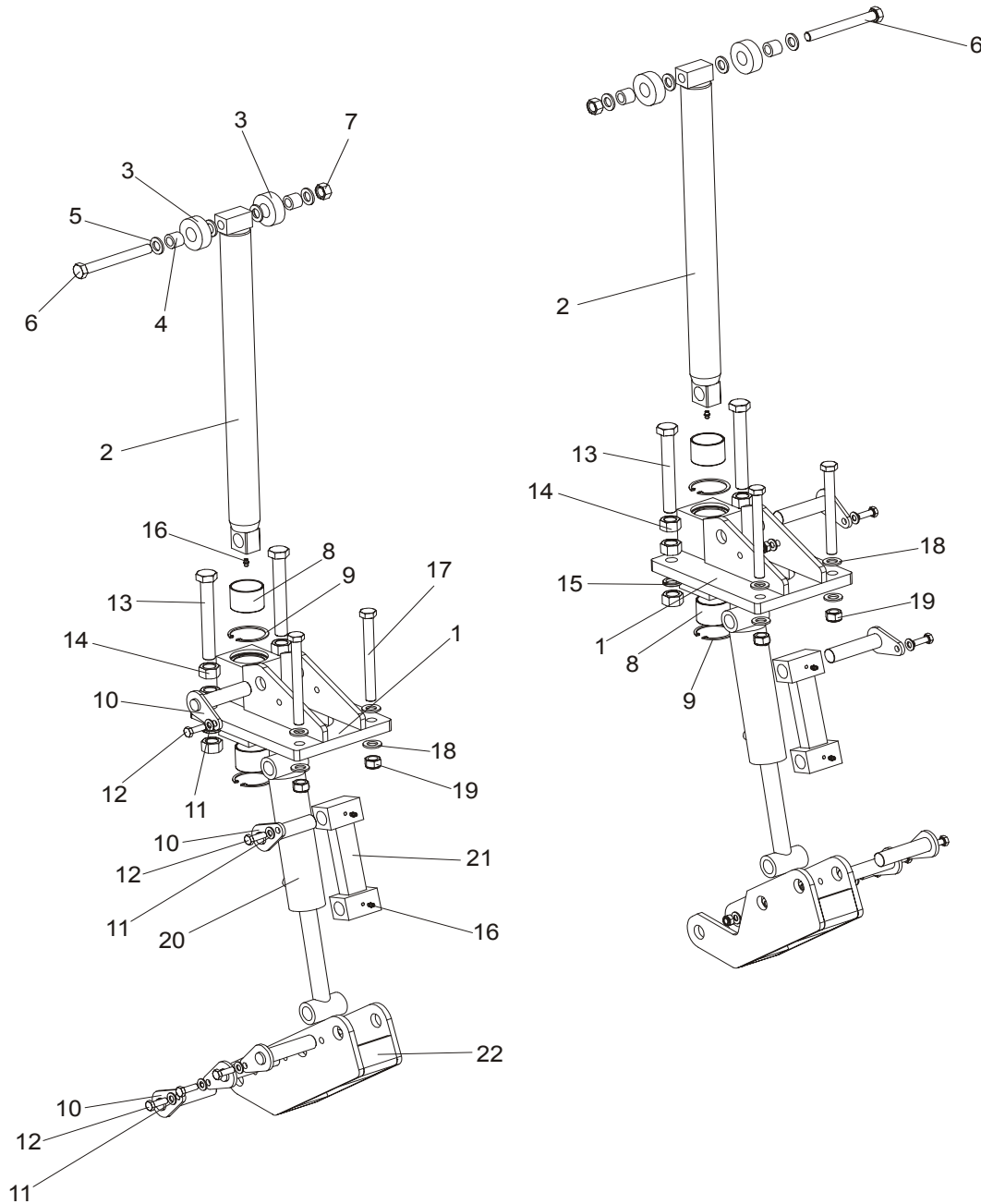
L.P.	OPIS (♦ wskazuje części dostępne jedynie w zespołach)	NUMER KAT.	SZT.
	<b>HYDRAULIC LOG CLAMP ASSEMBLY</b>	088658	1
1	Rod Weldment, Log Clamp Slide Ptd	086967-1	1
2	Arm Weldment, Hydraulic Clamp Link Ptd	086963-1	1
3	Pin, B 24x95/85-Clevis Zinc	F81049-2	1
4	Washer, 25 Flat Zinc	F81061-3	8
5	Washer, 25X63 Zinc-Plated	088585-1	5
6	Nut, Z M20-8-B-Slotted Castle Zinc	F81037-3	2
7	Pin, Hydraulic Cylinder Zinc-Plated	086979-1	2
8	Pin, S-Zn 6,3x45 Cotter	F81045-2	6

## 9

**HYDRAULIC SYSTEM***Hydraulic Log Clamp - main*

9	Cylinder, CJ-S96-16-70/32/178 Hydraulic	088589	1	
10	FITTING, 3/8JIC-1/4 NPT STR	015560	1	
11	Arm, Hydraulic Log Clamp Link Ptd	086974-1	1	
12	Bolt, M24x217/39 -8.8-B- Hex Head Zinc	088586-1	1	
13	Nut, M24 -04-B- Hex Thin Zinc	F81039-3	2	
14	Bushing, 5040BS Self-Lubricating	088660	2	
15	Rod Weldment, Log Clamp Vertical Painted	088582-1	1	
16	Block, Log Clamp Steel Ptd	088591-1	1	
17	Washer, 8.4 Flat Zinc	F81054-1	8	
18	Bolt, M8x20-8.8-B-Hex Head Full Thread Zinc	F81002-4	8	
19	Flange, Clamp Rod Wiper Ptd	088887-1	3	
20	Fitting, 3/16" Straight Grease	P04107	1	
21	Flange, Clamp Rod Wiper Ptd	088887-1	1	
22	Wiper, ZZ 50x60x7 Log Clamp Rod	088587	1	
23	Cylinder, CJ-S169-16-40/22/254 Hydraulic	088590	1	
24	Fitting, 1/4" NPT - 1/4" JIC Male Elbow	P09142	2	
25	Screw, M12x55 -8.8-B-Hex Socked Head Cap Zinc	F81004-23	2	
26	Plate, Log Clamp Mount Ptd	086975-1	1	
27	Washer, Z 22,5 Split Lock	F81059-4	1	
28	Bolt, M22x1,5x40 -8.8-B-Hex Head Full Thread Zinc	F81009-1	1	
29	Bolt, M10 x 125-8.8 Hex Head Zinc	F81003-18	4	
30	Washer, 10.5 Flat Zinc	F81055-1	8	
31	Nut, M10-8-B Hex Nylon Zinc Lock	F81033-1	4	
32	Bolt, M12x130-8.8-Hex Head Zinc	F81004-36	2	
33	Washer, 13 Flat Zinc	F81056-1	2	
34	Nut, M12-8 Hex Zinc	F81034-1	2	
	<b>STOP KIT, CLAMP</b>	K09485	1	
35	Stop Wldmt, Hydraulic Log Clamp Ptd	086980-1	1	
36	Bolt, M12 x 40 8.8 Hex Head Full Thread Zinc	F81004-4	2	
37	Washer, 13 Flat Zinc	F81056-1	2	
38	NUT, M12-8 HEX NYLON ZINC LOCK	F81034-2	4	
39	FITTING, M/F-90-9/16 JIC ELBOW	500597	1	
40	FITTING, 3/8JIC-1/4NPT 90L	015491	1	

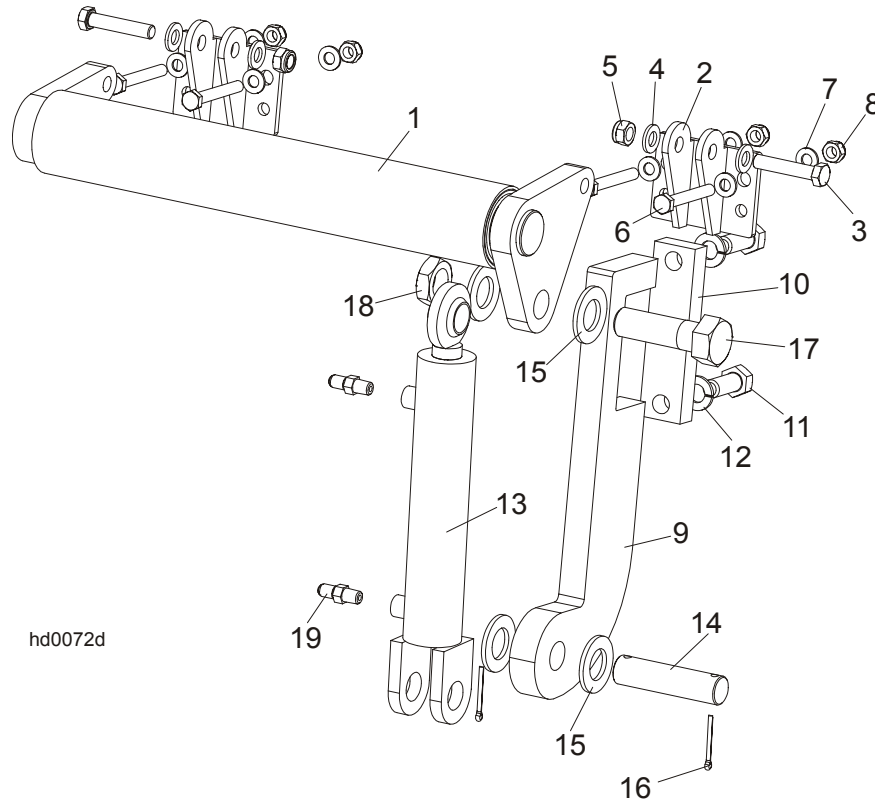
9.11 Hydraulic Log Side Supports (Super version)



REF	DESCRIPTION (◆ Indicates Parts Available In Assemblies Only)	PART #	QTY.
	<b>SUPPORT, LT70/300 VERTICAL LOG SIDE (2)</b>	094388	
1	Mount Weldment, LT70/300 Vertical Side Support Upper	094003-1	1
2	Rod Weldment, LT70/300 Vertical Side Support Complete	094011-1	1
3	Roller, LT70/300 Vertical Side Support Zinc-Plated	094013-1	2
4	Bushing, LT70/300 Vertical Side Support Bronze	094012	2

5	Washer, 17 Flat Zinc	F81058-1	4	
6	Bolt, M16x140-8.8 Hex Head Zinc	F81006-4	1	
7	Nut, M16-5.8 Hex Zinc	F81036-1	1	
8	Bushing, 5040BS Non-Greasable	088660	1	
9	Ring, 62W Inside Retaining	F81090-1	2	
10	Pin Weldment, Vertical Side Support Zinc-Plated	091197-1	5	
11	Washer, 10.5 Flat Zinc	F81055-1	5	
12	Bolt, M10x30-5.8 Hex Head Full Thread Zinc	F81003-2	5	
13	Bolt, ISO 4017 M20x150 8.8 Zinc-Plated	F81007-3	2	
14	Nut, M20-8 Hex Zinc	F81037-1	6	
15	Washer, 20.5 Split Lock Zinc	F81059-1	2	
16	Fitting, M6 Grease	086280	2	
17	Bolt, M16x160 -8.8 Hex Head Zinc	F81006-20	2	
18	Washer, 17 Flat Zinc	F81058-1	4	
19	Nut, M16-8 Hex Nylon Zinc Lock	F81036-2	2	
20	Cylinder, 28/150 1/4 NPT Port Hydraulic	094002	1	
21	Link Weldment, LT300 Vertical Side Support	094016-1	1	
22	Mount Weldment, LT300 Vertical Side Support Lower	094387-1	1	
	<b>SUPPORT, LT70/300 VERTICAL LOG SIDE</b>	094010		
1	Mount Weldment, LT70/300 Vertical Side Support Upper	094003-1	1	
2	Rod Weldment, LT70/300 Vertical Side Support Complete	094011-1	1	
3	Roller, LT70/300 Vertical Side Support Zinc-Plated	094013-1	2	
4	Bushing, LT70/300 Vertical Side Support Bronze	094012	2	
5	Washer, 17 Flat Zinc	F81058-1	4	
6	Bolt, M16x140-8.8 Hex Head Zinc	F81006-4	1	
7	Nut, M16-5.8 Hex Zinc	F81036-1	1	
8	Bushing, 5040BS Non-Greasable	088660	1	
9	Ring, 62W Inside Retaining	F81090-1	2	
10	Pin Weldment, Vertical Side Support Zinc-Plated	091197-1	5	
11	Washer, 10.5 Flat Zinc	F81055-1	5	
12	Bolt, M10x30-5.8 Hex Head Full Thread Zinc	F81003-2	5	
13	Bolt, ISO 4017 M20x150 8.8 Zinc-Plated	F81007-3	2	
14	Nut, M20-8 Hex Zinc	F81037-1	6	
15	Washer, 20.5 Split Lock Zinc	F81059-1	2	
16	Fitting, M6 Grease	086280	2	
17	Bolt, M16x160 -8.8 Hex Head Zinc	F81006-20	2	
18	Washer, 17 Flat Zinc	F81058-1	4	
19	Nut, M16-8 Hex Nylon Zinc Lock	F81036-2	2	
20	Cylinder, 28/150 1/4 NPT Port Hydraulic	094002	1	
21	Link Weldment, LT70/300 Vertical Side Support	094016-1	1	
22	Mount Weldment, LT70/300 Vertical Side Support Lower	094387-1	1	

9.12 Hydraulic Toe Board

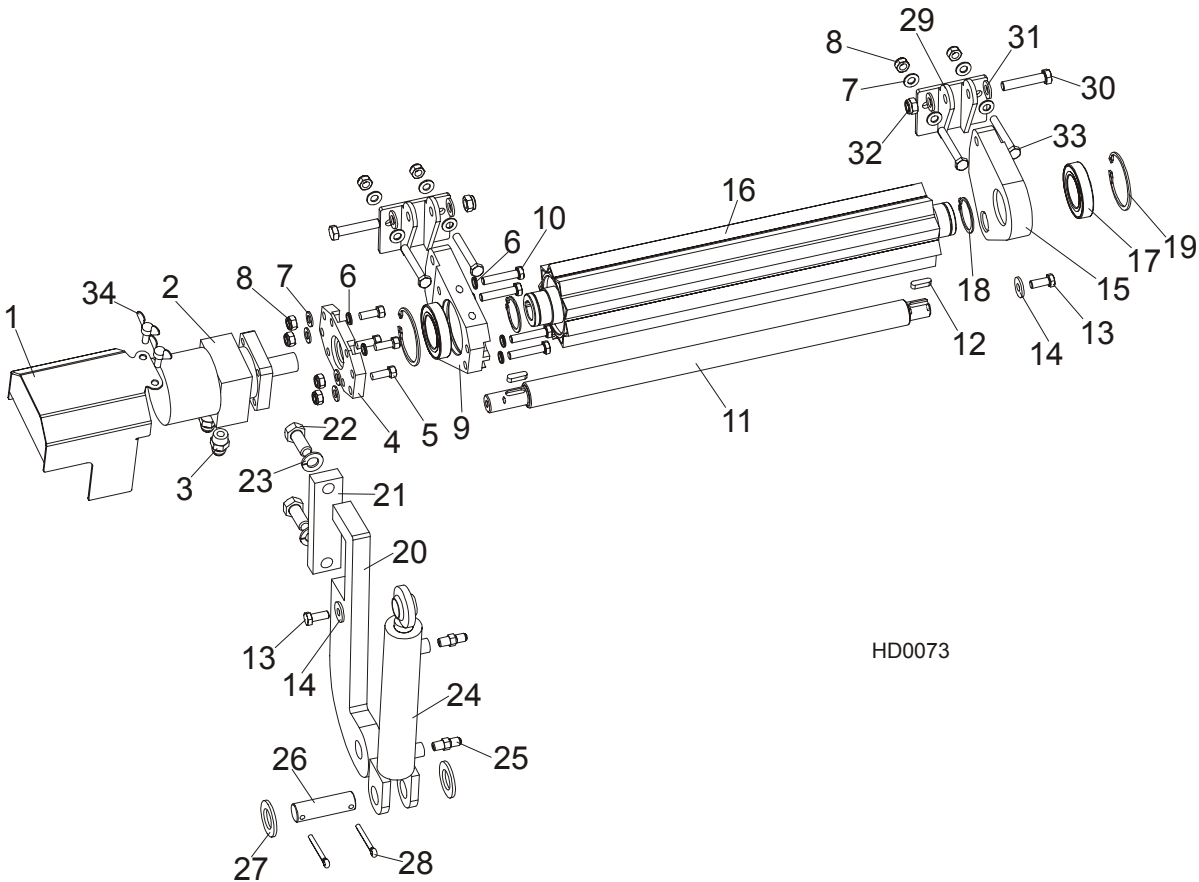


hd0072d

REF	DESCRIPTION (◆ Indicates Parts Available In Assemblies Only)	PART#	QTY.
	<b>HYDRAULIC TOE BOARD - REAR</b>	092634	1
1	Toe Board Weldment, Hydraulic - Rear	086253-1	1
2	Bracket, Hydraulic Toe Board	087903-1	4
3	Bolt, M12x60mm Hex Head Zinc Grade 8.8	F81004-5	4
4	Washer, M12 Flat Zinc	F81056-1	8
5	Nut, M12 Hex Nylon Zinc Lock	F81034-2	4
6	Bolt, M10x75-8.8 Hex Head Zinc	F81003-15	8
7	Washer, M10 Flat Zinc	F81055-1	16
8	Nut, M10 Hex Nylon Zinc Lock	F81033-1	8
9	Bracket, Hydraulic Toeboard Mount	087729-1	2
10	Plate, Hydraulic Toeboard Mount	090086-1	2
11	Bolt, M16x40mm Hex Head Full Thread Zinc Grade 5.8	F81006-13	4
12	Washer, 16.3 Split Lock Zinc	F81058-2	4
13	Cylinder, CJ-S170-16-40/25/152 Hydraulic	088681	2
14	Pin, Cylinder Mount	086979-1	2
15	Washer, 28 Flat Zinc	F81061-1	8
16	Pin, 3/16x1.5 Cotter Zinc	F05012-23	4
17	Bolt, 1-8x3 1/4 Hex Head Grade 5	F05009-51	2
18	Nut, 1-14 Hex Jam Unplated	F05010-117	2

19	Fitting, 1/4NPTx1/4JIC Male	P09143	4
----	-----------------------------	--------	---

**9.13 Power Toe Roller**



REF	DESCRIPTION (◆ Indicates Parts Available In Assemblies Only)	PART#	QTY.
	<b>POWER ROLLER</b>	096040	1
1	Cover, Hydraulic Motor	096037-1	1
2	Motor, MG06-13-13AAAB Hyd	P21506	1
3	Fitting, 1/2-14NPT/ 7/16-20UNF	096919	2
4	Plate, Hydraulic Motor Mount	096030-1	1
5	Screw, 3/8-16x1, HHC	F05007-7	4
6	Washer, 10.2 Split Lock Zinc	F81055-2	4
7	Washer, 10,5 Flat Zinc	F81055-1	12
8	Nut, M10-8-B Nylon Hex Zinc Lock	F81033-1	8
9	Bracket, Side w/HydroMotor Connector	096029-1	1
10	Bolt, M10x50-8.8-Hex Head Full Thread Zinc	F81003-4	4
11	Rod	096034	1
12	Key, A8x7x28 Parallel	096035	2
13	Bolt, M10x25 8.8 Hex Head Full Thread Zinc	F81003-31	2

14	Washer, 10,5 Zinc Flat Special	F81055-6	2	
15	Bracket	096031-1	1	
16	Roller, Pivot - Wldmt	096028-1	1	
17	Bearing, 6009.2RSR	096025	2	
18	Ring, Z 45 Spring Retaining	F81090-32	2	
19	Ring, W 75 Spring Retaining	F81090-41	2	
20	Plate, Toe Board Cylinder Mount	087729-1	1	
21	Plate, Hydraulic Toe Board Mount	090086-1	1	
22	Bolt, M16x40-8.8 Hex Head Full Thread Zinc	F81006-13	2	
23	Washer, 16,3 Split Lock Zinc	F81058-2	2	
	Cylinder, Hydraulic Toe Boards	085937	1	
24	Cylinder, CJ-S170-16-40/25/152 Hydraulic	088681	1	
25	Fitting, C5205x4x4 Male	P09143	2	
26	Pin, Hydraulic Cylinder Zinc	086979-1	1	
27	Washer, 28 Flat Zinc	F81061-1	2	
28	Pin, S-Zn 6,3x45	F81045-2	2	
29	Bracket, Toe Board Roller Mount	087903-1	2	
30	Bolt, M12x60-8.8 Hex Head Zinc	F81004-5	2	
31	Washer, 13 Zinc Flat	F81056-1	4	
32	Nut, M12-8 Hex Nylon Zinc Lock	F81034-2	2	
33	Bolt, M10x75-8.8-Hex Head Zinc	F81003-15	4	
34	Stud, M6x16 Wing	F81001-16	2	