

Wood-Mizer®

Replacement Parts Manual

LT40M AH Super

rev. A4.00



Safety is our #1 concern! Read and understand all safety information and instructions before operating, setting up or maintaining this machine.

February 2008

Form #1056

Table of Contents

Section-Page

SECTION 1	GENERAL INFORMATION	1-1
1.1	How To Use The Parts List	1-1
1.2	Sample Assembly	1-1
SECTION 2	BLADE GUIDE ROLLERS & ARM	2-1
2.1	Blade Guide Assembly, Idle Side (Standard).....	2-1
2.2	Idle Side Blade Guide Assembly, Optional (LMS).....	2-3
2.3	Blade Guide Assembly, Drive Side.....	2-5
2.4	Blade Guide Arm & Rollers	2-7
2.5	Blade Guide Arm Drive Assembly.....	2-8
SECTION 3	BLADE WHEELS & TENSIONER	3-1
3.1	Blade Drive Assembly, LT40 Series AH	3-1
3.2	Idle Blade Wheel Assembly	3-3
3.3	Hydraulic Blade Tensioner Assembly.....	3-4
SECTION 4	SAW HEAD	4-1
4.1	Middle Throat Screw	4-1
4.2	Water Lube Solenoid Valve (not available in EC version)	4-1
4.3	Board Return Assembly	4-2
4.4	Water Lube Assembly	4-4
4.5	LT40AC Saw Head Decals	4-6
4.6	Blade Housing Covers	4-8
4.7	Drive Belt Covers	4-10
4.8	Sawdust Chute	4-11
SECTION 5	CONTROL & BATTERY BOXES	5-1
5.1	Control Assembly, LT40 Series A	5-1
SECTION 5	CONTROL BOXES	5-3
5.1	Control Assembly, LT70 AH	5-3
5.2	Control Box Bracket.....	5-5
5.3	Drum Switches	5-6
5.4	Circuit Breakers.....	5-7
SECTION 6	UP/DOWN SYSTEM	6-1
6.1	Saw Head V-Brace Mount.....	6-1
6.2	Blade Height Scale	6-2
6.3	Up/Down Chain & Sprockets	6-4
6.4	Up/Down Motor Assembly, LT40 Series AH.....	6-6
6.5	Up/Down Drive Assembly	6-7
6.6	Safety Switches	6-8

Table of Contents

Section-Page

SECTION 7	POWER FEED & TRACK ROLLERS	7-1
7.1	Upper Track Rollers And Wipers.....	7-1
7.2	Power Feed Assembly, LT40 Series AH.....	7-2
7.3	Feed Chain/Stop	7-4
7.4	Lower Track Rollers	7-6
SECTION 8	BED FRAME ASSEMBLY	8-1
8.1	Bed Rail Assembly, Front (LT40/70M Super).....	8-1
8.2	Bed Rail Assembly, Middle (LT40/70M Super).....	8-2
8.3	Board Removal Assembly, "Super" Series Stationary Sawmills w/"M" Frame	8-3
8.4	Board Removal Assembly, Portable "Super" Series Sawmills w/"M" Frame	8-5
8.5	Board Return Assembly - (LT40M Super Option)	8-7
8.6	Board Return Assembly - (LT70M Super Option)	8-8
8.7	Long Table	8-9
8.8	Stationary Leg Kit, M Super Frame	8-11
8.9	Outrigger Leg Kit, M Super Frame	8-12
8.10	LT40/70M Saw Head Rest Pin Assembly	8-13
8.11	Tie Down Chain Assembly	8-14
8.12	Blockade Control Box LT40	8-15
8.13	Remote Equipment Option	8-16
SECTION 9	HYDRAULIC SYSTEM	9-1
9.1	Hydraulic Hoses, LT40/70M Super	9-1
9.2	Hydraulic Control Box, LT40/70M Super (AC).....	9-3
9.3	Hydraulic Hose Kit for MBX24H1-6 (AH "M" Frame Sawmills)	9-5
9.4	Hydraulic Hose Hanger Kit, "M" Frame (AH1-3) MBX24H1-4	9-6
9.5	Hydraulic Hose Hanger Kit, "M" Frame (AH4-7) MBX24H5-6	9-7
9.6	Hydraulic Control Box, 16-Section LT20/40/70 AC	9-8
9.7	Hydraulic Control Box, 10-Section LT20/40/70AC	9-11
9.8	Hydraulic & Wireless Control Box	9-14
9.9	Wireless Control Assembly (Option).....	9-16
9.10	Hydraulic Log Loader, S/M Frame	9-17
9.11	Hydraulic Log Loader for "M" Super Frames	9-19
9.12	Hydraulic Log Turner.....	9-21
9.13	Hydraulic Log Side Supports (for Stationary Sawmills).....	9-23
9.14	Hydraulic Log Side Supports (for Mobile Sawmills).....	9-25
9.15	Hydraulic Pull-Down Clamp.....	9-27
9.16	Hydraulic Log Clamp - main.....	9-29
9.17	Hydraulic Log Side Supports (Super Version).....	9-31
9.18	Hydraulic Toe Board	9-33
9.19	Power Toe Roller.....	9-34

SECTION 1 GENERAL INFORMATION

1.1 How To Use The Parts List

- Use the index above to locate the assembly that contains the part you need.
- Go to the appropriate section and locate the part in the illustration.
- Use the number pointing to the part to locate the correct part number and description in the table.
- Parts shown indented under another part are included with that part.
- Parts marked with a diamond (◆) are only available in the assembly listed above the part.

See the sample table below. Sample Part #A01111 includes part F02222-2 and subassembly A03333. Subassembly A03333 includes part S04444-4 and subassembly K05555. The diamond (◆) indicates that S04444-4 is not available except in subassembly A03333. Subassembly K05555 includes parts M06666 and F07777-77. The diamond (◆) indicates M06666 is not available except in subassembly K05555.

1.2 Sample Assembly				
REF	DESCRIPTION (◆ Indicates Parts Available In Assemblies Only)	PART #	QTY.	
	Sample Assembly, Complete (Includes All Indented Parts Below)	A01111	1	
1	Sample Part	F02222-22	1	
	Sample Subassembly (Includes All Indented Parts Below)	A03333	1	
2	Sample Part (◆ Indicates Part Is Only Available With A03333)	S04444-4	1	◆
	Sample Subassembly (Includes All Indented Parts Below)	K05555	1	
3	Sample Part (◆ Indicates Part Is Only Available With K05555)	M06666	2	◆
4	Sample Part	F07777-77	1	

To Order Parts:

- From Europe call our European Headquarters and Manufacturing Facility in Kolo, Poland at **+48-63-2626000**. From the continental U.S., call our toll-free Parts hotline at **1-800-525-8100**. Have your customer number, vehicle identification number, and part numbers ready when you call. From other international locations, contact the Wood-Mizer distributor in your area for parts.

Office Hours:

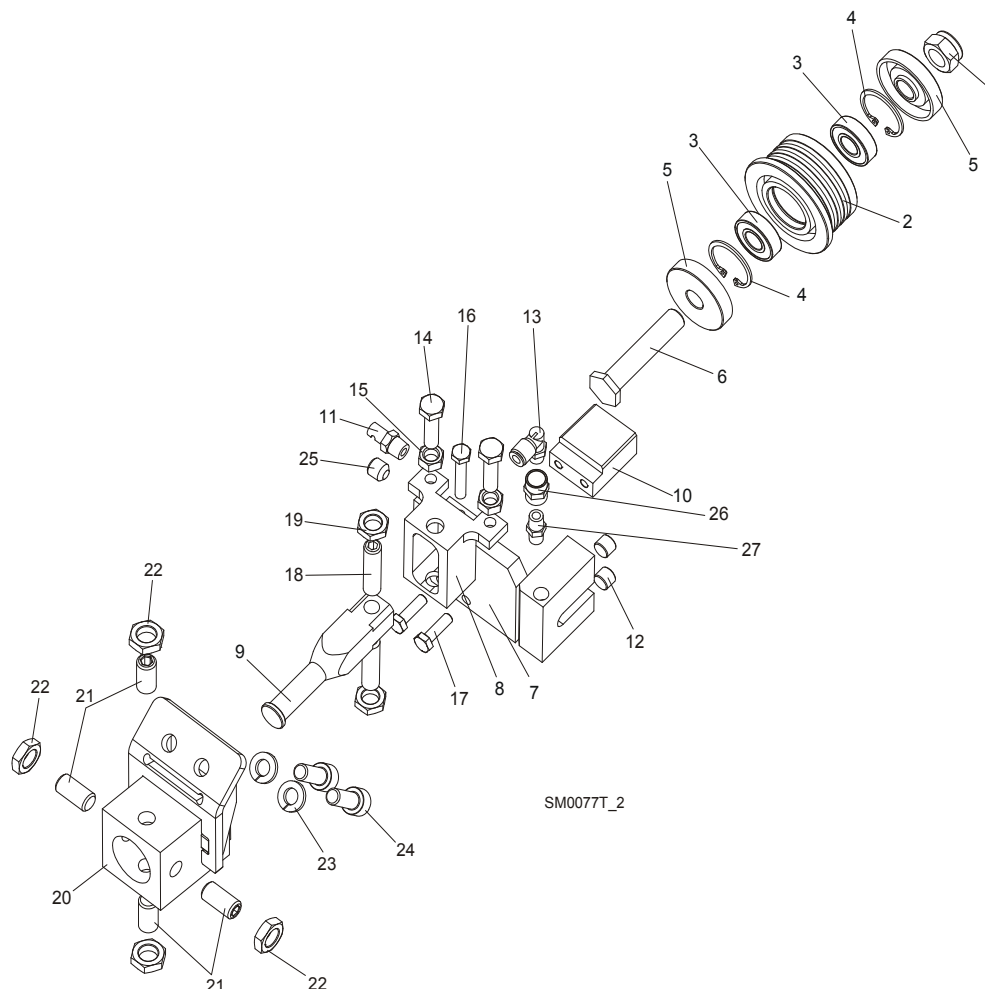
Country	Monday - Friday	Saturday	Sunday
Poland	7-15	Closed	Closed
US	8 a.m.- 5 a.m.	8 a.m.- 12 p.m.	Closed



CAUTION! It is strongly recommended that only original spare parts be used.

SECTION 2 BLADE GUIDE ROLLERS & ARM

2.1 Blade Guide Assembly, Idle Side (Standard)

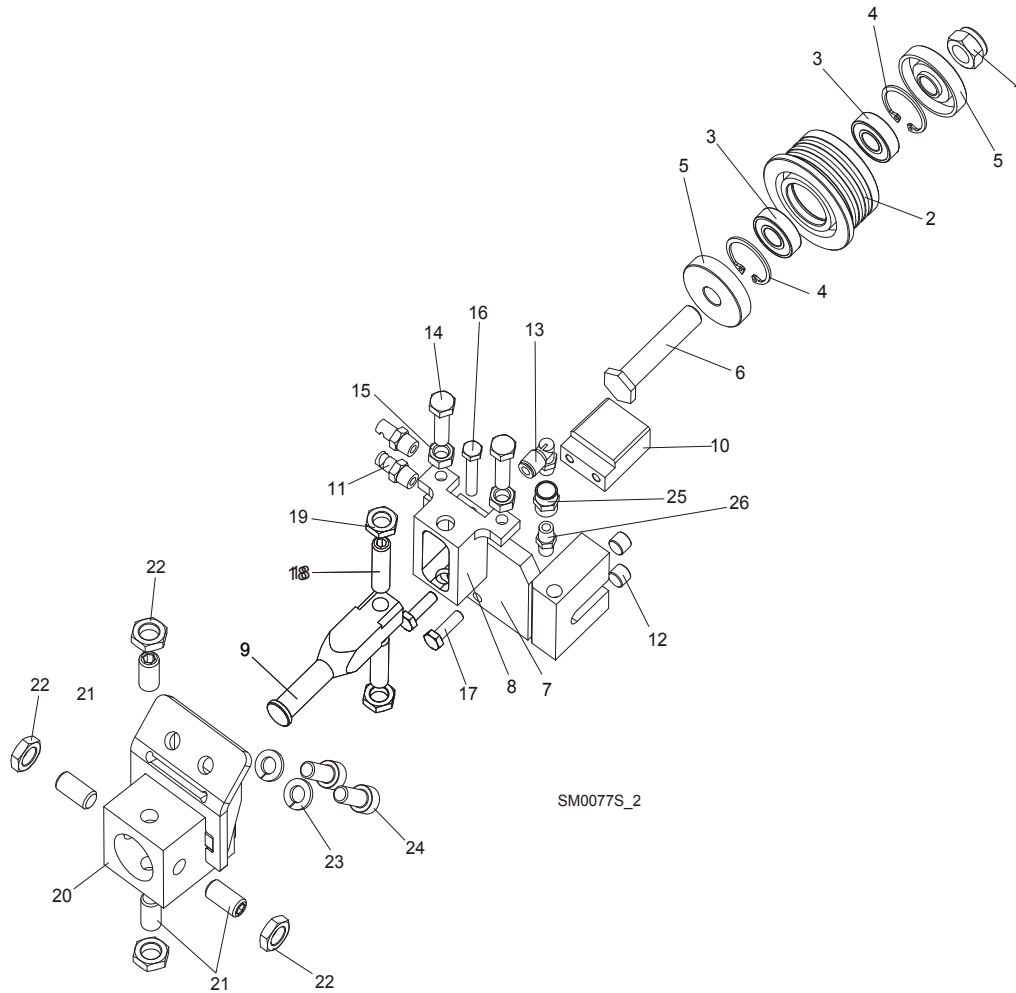


REF	DESCRIPTION (◆ Indicates Parts Available In Assemblies Only)	PART#	QTY.
	BLADE GUIDE ASSEMBLY, IDLE SIDE	092523	1
	Roller, Blade Guide Narrow W/Bearings	088261	1
	Roller, Blade Guide W/Bearings Extended (for optional use with 1 1/2" blades)	092939	1
1	Nut, M12-8 Hex Nylon Zinc Lock	F81034-2	1
2	Roller, Blade Guide Narrow	087889	1
	Roller, Blade Guide Extended (for optional use with 1 1/2" blades)	087890	1
3	Bearing, 6001 2RSR NACHI	087893	2
4	Ring, W28 Inside Retaining	F81090-9	2
5	Washer, Spacer	087891	2 (1)
	Washer, Spacer (used with the Extended Roller only) ¹	087892-1	1
6	Bolt, Blade Guide Roller Zinc-Plated	087761-1	1
	Bolt, Blade Guide Roller Zinc Plated (used with the Extended Roller only)	092940-1	1
7	Block Weldment, Nozzle Zinc-Plated	087750-1	1

8	Block, Zinc-Plated Roller Guide Adjuster	087756-1	1	
9	Shaft, Zinc-Plated Blade Guide Mount (Narrow Roller)	088255-1	1	
	Shaft, Zinc-Plated Blade Guide Mount (Wide Roller)	501406-1	1	
10	Block, Blade Guide Zinc	096956-1	1	
11	Nozzle, Blade Water Lube Spray	016637	1	
12	Plug, M10x1 DIN 906 BN40 "BOSSARD"	F81015-3	2	
13	Fitting, 90° Elbow 1/8NPT-1/4 Tube Swivel	P09736	1	
14	Bolt, M8x30 DIN933 A2-70 Stainless Steel	F81002-27	2	
15	Nut, M8 DIN934 A2-70 Stainless Steel	F81032-7	2	
16	Bolt, M6x30 DIN933 A2-70 Stainless Steel	F81001-37	1	
17	Bolt, M6x20-8.8 Hex Head Full Thread Zinc	F81001-2	2	
18	Screw, M10x1x40 DIN913 Stainless Steel Set	F81015-2	2	
19	Nut, M10x1-04-ST-A2 ISO 8675 Thin	F81033-10	2	
20	BLOCK WELDMENT, PAINTED BLADE GUIDE MOUNT	514887-1	1	
21	SCREW, M10X1X20 DIN913 STAINLESS STEEL SET	F81015-1	4	
22	NUT, M10x1-04-ST-A2 ISO 8675 THIN	F81033-10	4	
23	WASHER, 8.2 SPLIT LOCK ZINC	F81054-4	2	
24	BOLT, M8 X 20-8.8 SOCKET HEAD	F81002-30	2	
25	FITTING, 1/8 NPT SOCKET PIPE PLUG	P30127	1	
26	FITTING, 1/8FPT COUPLING	P05748	1	
27	NIPPLE, 1/8 DRY SEAL	P02764	1	

¹ Used only from the flanged side of the roller

2.2 Idle Side Blade Guide Assembly, Optional (LMS)

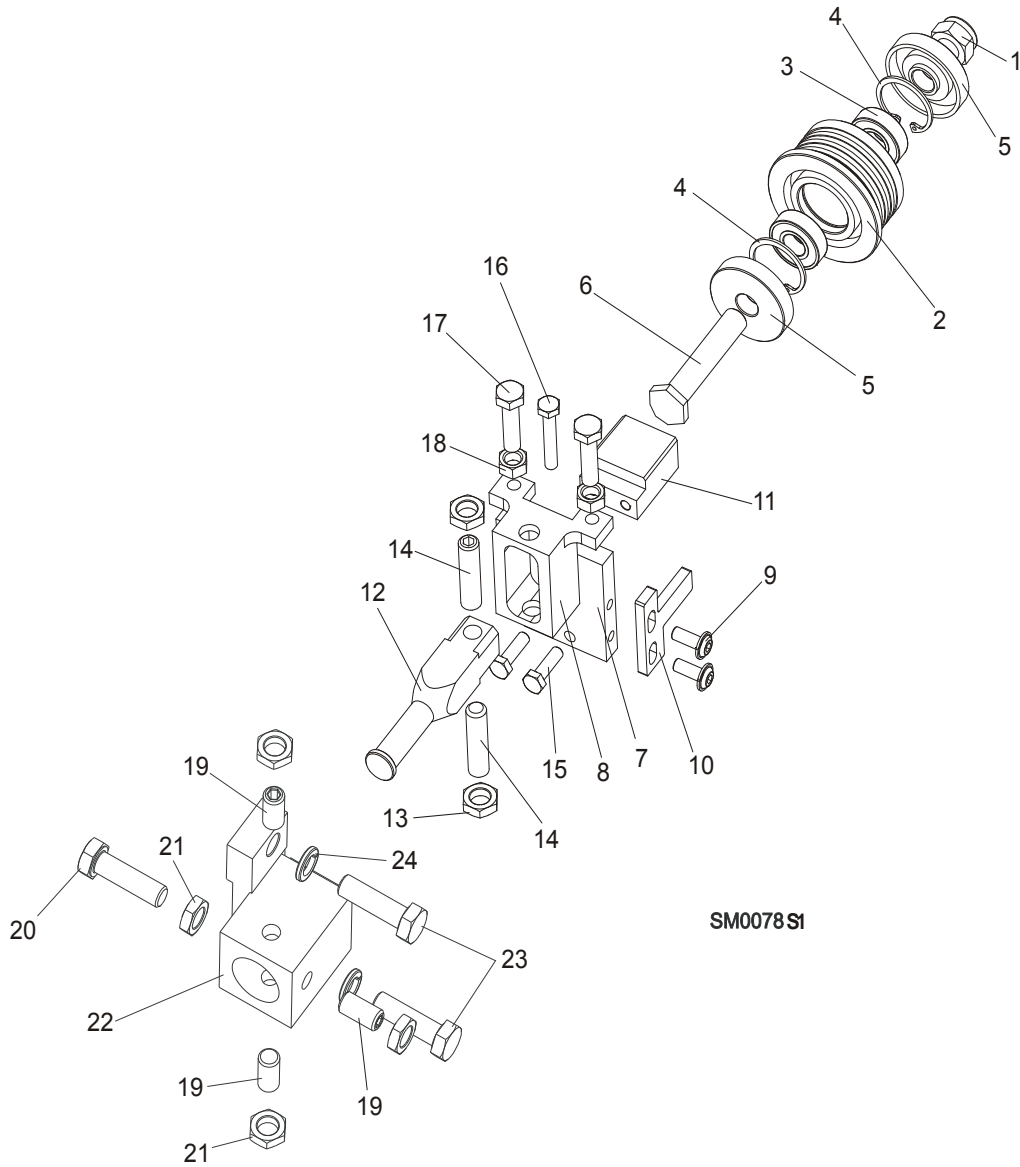


REF	DESCRIPTION (◆ Indicates Parts Available In Assemblies Only)	PART#	QTY.
	BLADE GUIDE ASSEMBLY, IDLE SIDE	087749	1
	Roller, Blade Guide Narrow W/Bearings	088261	1
	Roller, Blade Guide W/Bearings Extended (for optional use with 1 1/2" blades)	092939	1
1	Nut, M12-8 Hex Nylon Zinc Lock	F81034-2	1
2	Roller, Blade Guide Narrow	087889	1
	Roller, Blade Guide Extended (for optional use with 1 1/2" blades)	087890	1
3	Bearing, 6001 2RSR NACHI	087893	2
4	Ring, W28 Inside Retaining	F81090-9	2
5	Washer, Spacer	087891	2 (1)
	Washer, Spacer (used with the Extended Roller only) ¹	087892-1	1
6	Bolt, Blade Guide Roller Zinc-Plated	087761-1	1
	Bolt, Blade Guide Roller Zinc Plated (used with the Extended Roller only)	092940-1	1
7	Block Weldment, Nozzle Zinc-Plated	087750-1	1
8	Block, Zinc-Plated Roller Guide Adjuster	087756-1	1

9	Shaft, Zinc-Plated Blade Guide Mount (Narrow Roller)	088255-1	1	
	Shaft, Zinc-Plated Blade Guide Mount (Wide Roller)	501406-1	1	
10	Block, Blade Guide Zinc	096956-1	1	
11	Nozzle, Blade Lube Spray	033479	2	
12	Plug, M10x1 DIN 906 BN40 "BOSSARD"	F81015-3	2	
13	Fitting, 90° Elbow 1/8NPT-1/4 Tube Swivel	P09736	1	
14	Bolt, M8x30 DIN933 A2-70 Stainless Steel	F81002-27	2	
15	Nut, M8 DIN934 A2-70 Stainless Steel	F81032-7	2	
16	Bolt, M6x30 DIN933 A2-70 Stainless Steel	F81001-37	1	
17	Bolt, M6x20-8.8 Hex Head Full Thread Zinc	F81001-2	2	
18	Screw, M10x1x40 DIN913 Stainless Steel Set	F81015-2	2	
19	Nut, M10x1-04-ST-A2 ISO 8675 Thin	F81033-10	2	
20	BLOCK WELDMENT, PAINTED BLADE GUIDE MOUNT	514887-1	1	
21	SCREW, M10X1X20 DIN913 STAINLESS STEEL SET	F81015-1	4	
22	NUT, M10x1-04-ST-A2 ISO 8675 THIN	F81033-10	4	
23	WASHER, 8.2 SPLIT LOCK ZINC	F81054-4	2	
24	BOLT, M8 X 20-8.8 SOCKET HEAD	F81002-30	2	
25	FITTING, 1/8FPT COUPLING	P05748	1	
26	NIPPLE, 1/8 DRY SEAL	P02764	1	

¹ Used only from the flanged side of the roller

2.3 Blade Guide Assembly, Drive Side

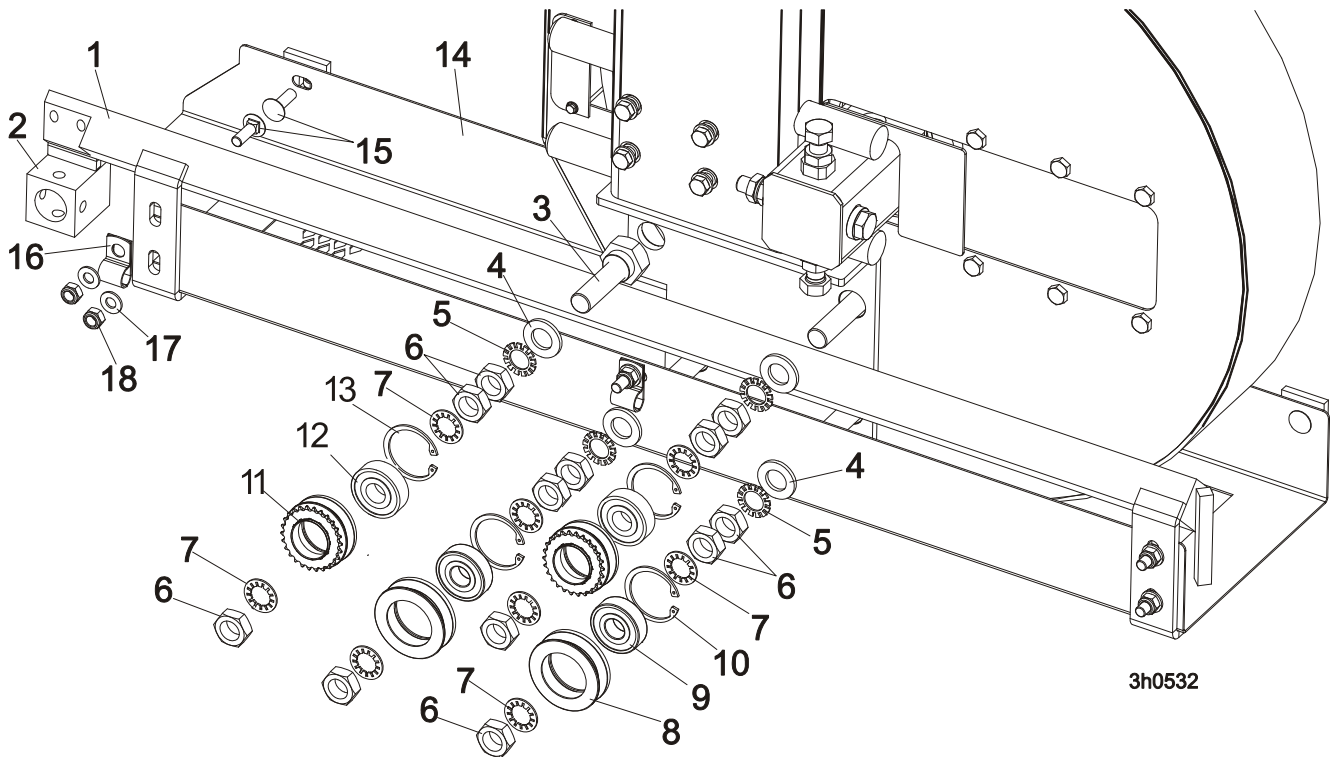


REF	DESCRIPTION (◆ Indicates Parts Available In Assemblies Only)	PART#	QTY.
	BLADE GUIDE ASSEMBLY, DRIVE SIDE	087748	1
	Roller, Blade Guide Narrow W/Bearings	088261	1
	Roller, Blade Guide W/Bearings Extended (for optional use with 1 1/2" blades)	092939	1
1	Nut, M12-8 Hex Nylon Zinc Lock	F81034-2	1
2	Roller, Blade Guide Narrow	087889	1
	Roller, Blade Guide Extended (for optional use with 1 1/2" blades)	087890	1
3	Bearing, 6001 2RSR NACHI	087893	2
4	Ring, W28 Inside Retaining	F81090-9	1
5	Washer, Spacer	087891	2 (1)

	Washer, Spacer (used with the Extended Roller only) ¹	087892-1	1	
6	Bolt, Blade Guide Roller Zinc-Plated	087761-1	1	
	Bolt, Blade Guide Roller Zinc Plated (used with the Extended Roller only)	092940-1	1	
7	Plate, Zinc-Plated Blade Guide Mounting	087753-1	1	
8	Block, Zinc-Plated Roller Guide Adjuster	087756-1	1	
9	Screw, M6x16 BN 11252 "BOSSARD"	F81001-24	2	
10	Wiper, Blade Zinc-Plated	087757-1	1	
11	Block, Blade Guide Zinc	096956-1	1	
12	Shaft, Zinc-Plated Blade Guide Mount (Narrow Roller)	088255-1	1	
	Shaft, Zinc-Plated Blade Guide Mount (Wide Roller)	501406-1	1	
13	Nut, M10x1-04-ST-A2 ISO 8675 Thin	F81033-10	2	
14	Screw, M10x1x40 DIN913 Stainless Steel Set	F81015-2	2	
15	Bolt, M6x20-8.8 Hex Head Full Thread Zinc	F81001-2	2	
16	Bolt, M6x30 DIN933 A2-70 Stainless Steel	F81001-37	1	
17	Bolt, M8x30 DIN933 A2-70 Stainless Steel	F81002-27	2	
18	Nut, M8 DIN934 A2-70 Stainless Steel	F81032-7	2	
19	Screw, M10X1X20 DIN913 Stainless Steel Set	F81015-1	3	
20	BOLT, M10X1X25 DIN 933 STAINLESS STEEL	F81003-28	1	
21	NUT, M10x1-04-ST-A2 ISO 8675 THIN	F81033-10	4	
22	BLOCK WELDMENT, BLADE GUIDE MOUNT	087744	1	
23	BOLT, M10X35-8.8 HEX HEAD FULL THREAD ZINC	F81003-17	2	
24	WASHER, 10.2 SPLIT LOCK ZINC	F81055-2	2	

¹ Used only from the flanged side of the roller

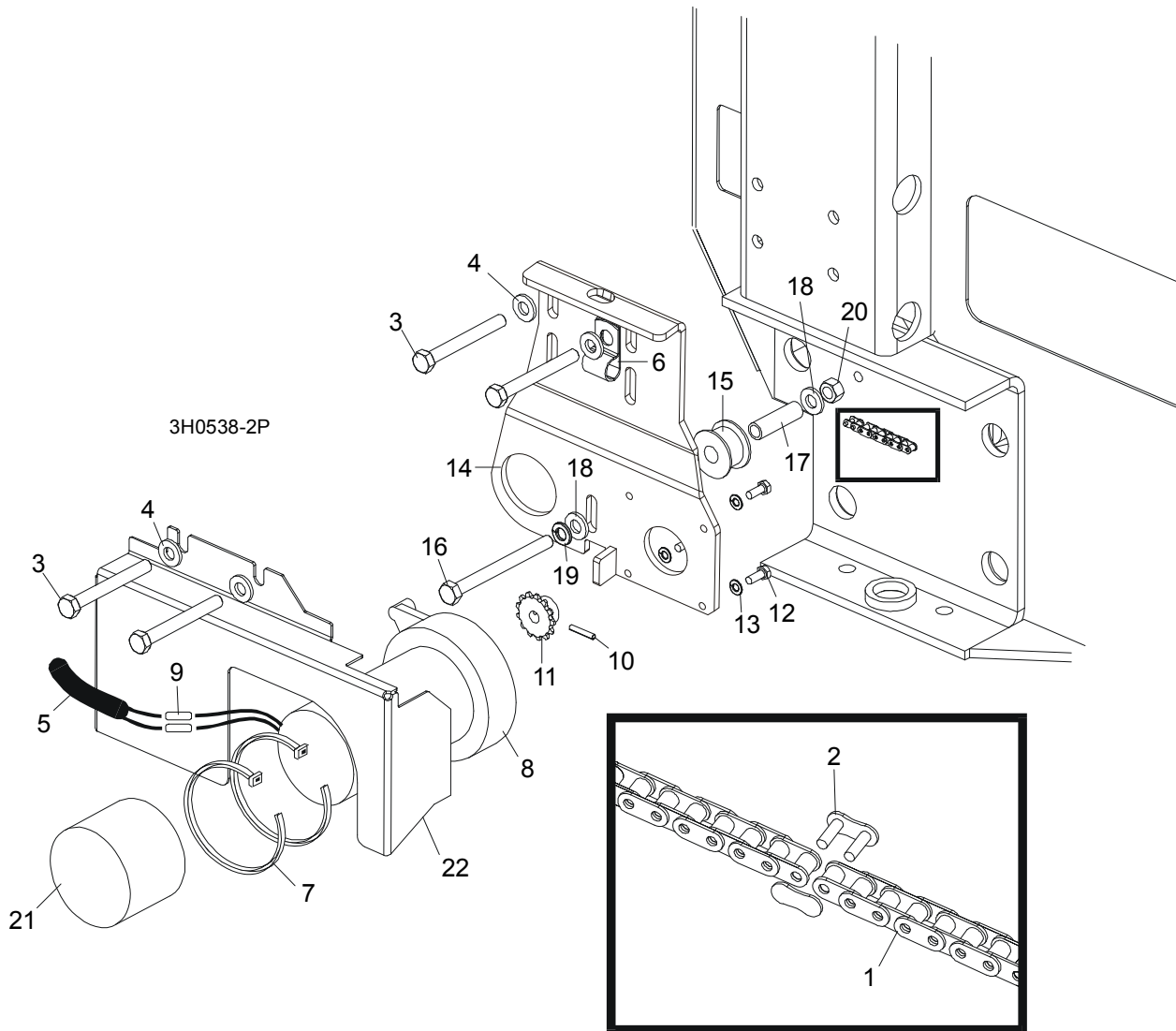
2.4 Blade Guide Arm & Rollers



REF	DESCRIPTION (◆ Indicates Parts Available In Assemblies Only)	PART #	QTY.	
1	BLADE GUIDE ARM WELDMENT	505934-1	1	
2	BLOCK WELDMENT, PAINTED BLADE GUIDE MOUNT	514887-1	1	
3	BOLT, BLADE GUIDE ARM ROLLER CAM	086508-1	4	
	BOLT, BLADE GUIDE ARM ROLLER CAM /HARDWOODS	505113-1 ¹	1	
4	WASHER, 17 FLAT	F81058-1	4	
5	WASHER, 5/8" EXTERNAL STAR	F05011-26	4	
6	NUT, 5/8-18 HEX JAM	F05010-11	12	
7	WASHER, 5/8" INTERNAL STAR	F05011-25	8	
	ROLLER ASSEMBLY, BLADE GUIDE ARM WITH BEARING	093855	2	
8	Roller, Blade Guide Arm V-Groove	093856-1	1	◆
9	Bearing, 6203-2RSP6-5/8 CX	095087	1	
10	Ring, W40 Retaining	F81090-3	1	
	ROLLER ASSEMBLY, BLADE GUIDE ARM WITH BEARING AND SPROCKET	501496	2	
11	Roller, Blade Guide Arm w/Sprocket	501495-1	1	◆
12	Bearing, 6203-2RSP6-5/8 CX	095087	1	
13	Ring, W40 Retaining	F81090-3	1	◆
14	GUIDE, BLADE	087042-1	1	
15	BOLT, M8x20-8.8 Fe/Zn5 PN-M/82406	F81002-11	7	
16	CLAMP, 1/2EMT COATED	P07584	2	
17	WASHER, 8.4 FLAT ZINC	F81054-1	7	
18	NUT, M8-8-B HEX NYLON ZINC LOCK	F81032-2	7	

¹ Mount instead of one 086508-1 bolt in LT40 saw head for hardwoods.

2.5 Blade Guide Arm Drive Assembly

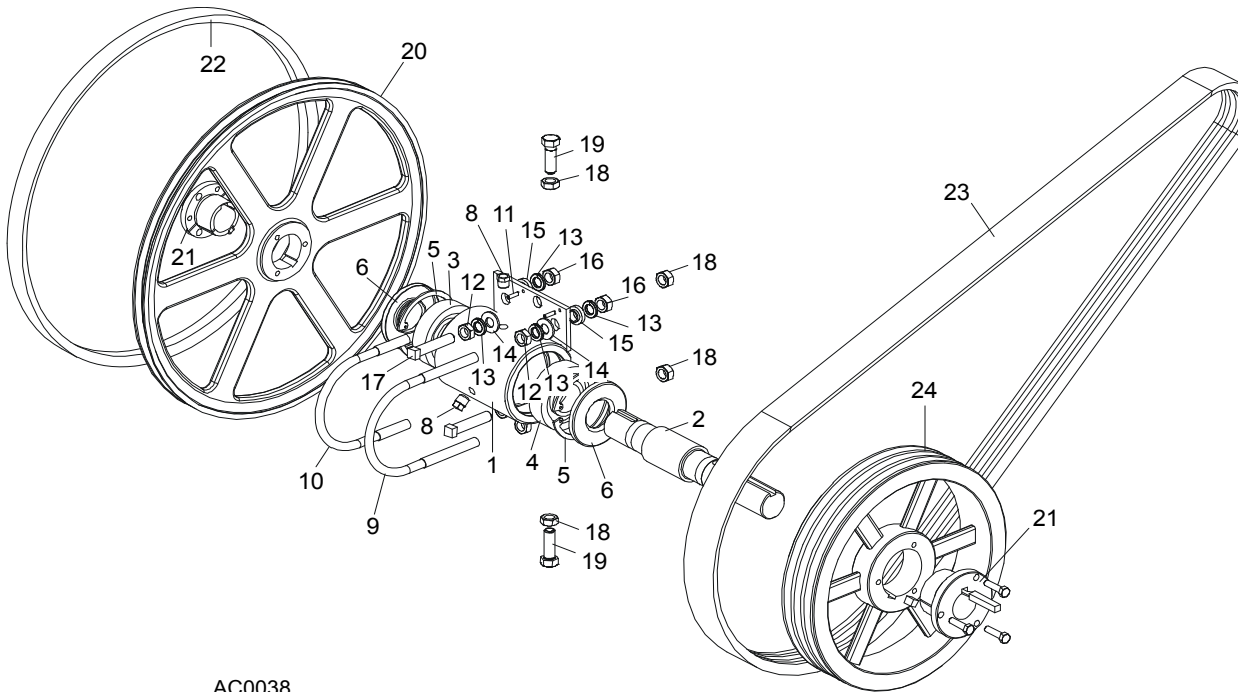


REF	DESCRIPTION (◆ Indicates Parts Available In Assemblies Only)	PART #	QTY.
1	CHAIN, #25 X 20 1/4"	P09984	1
2	LINK, #25 MASTER	P09983	1
3	BOLT, 5/16-18 X 2 3/4" HEX HEAD GRADE 5	F05006-28	4
4	WASHER, 8.4 FLAT	F81054-1	4
5	TUBE, 3/8" X 1/2" NEOPRENE	R01897	0,75 m
6	CLAMP, 1/2" COATED EMT	P07584	2
7	WRAP, 1/4" X 6" TIE	F05089-1	2
	DRIVE ASSEMBLY, BLADE GUIDE ARM	091005	1
	Motor Assembly, Blade Guide Arm Replacement	A10365	1
8	Motor, Blade Guide Arm 53:1 Gear	P09698-1	1
	Housing, Klauber Motor End	P12756	1
	Gear Kit, Klauber Motor Replacement	P12569	1
	Brush Kit, Gear Motor Replacement	P12800	1

	Shaft Kit, Klauber Gear Motor Replacement	009695	1	
9	Connector, 14 Gauge Butt	F04875-1	2	
10	Pin, 1/8" X 3/4" Roll	F05012-6	1	
11	Sprocket, Gear Motor #25 14-Tooth	P09970	1	
12	Screw, #10-32 x 1/2" Hex Head	F05004-60	4	
13	Washer, 4.1 Split Lock	F81051-4	4	
	Instruction Sheet, Blade Guide Arm Motor	A10353-296	1	
14	Bracket, Blade Guide Arm Motor Mount	087994-1	1	
15	Roller, Blade Guide Arm Chain Idler	516193	1	
16	Bolt, 5/16-18 X 3 1/2" Hex Head Full Thread	F05006-3	1	
17	Bushing 12/8-38 Zinc	516239-1	1	
18	Washer, 5/16" SAE Flat	F81054-1	2	
19	Washer, 8.4 Split Lock	F05011-13	1	
20	Nut, 8.2 Hex Lock	F81054-4	1	
21	Boot, Gear Motor Weather	023720	1	
22	COVER, BLADE GUIDE ARM MOTOR	093460-1	1	

SECTION 3 BLADE WHEELS & TENSIONER

3.1 Blade Drive Assembly, LT40 Series AH

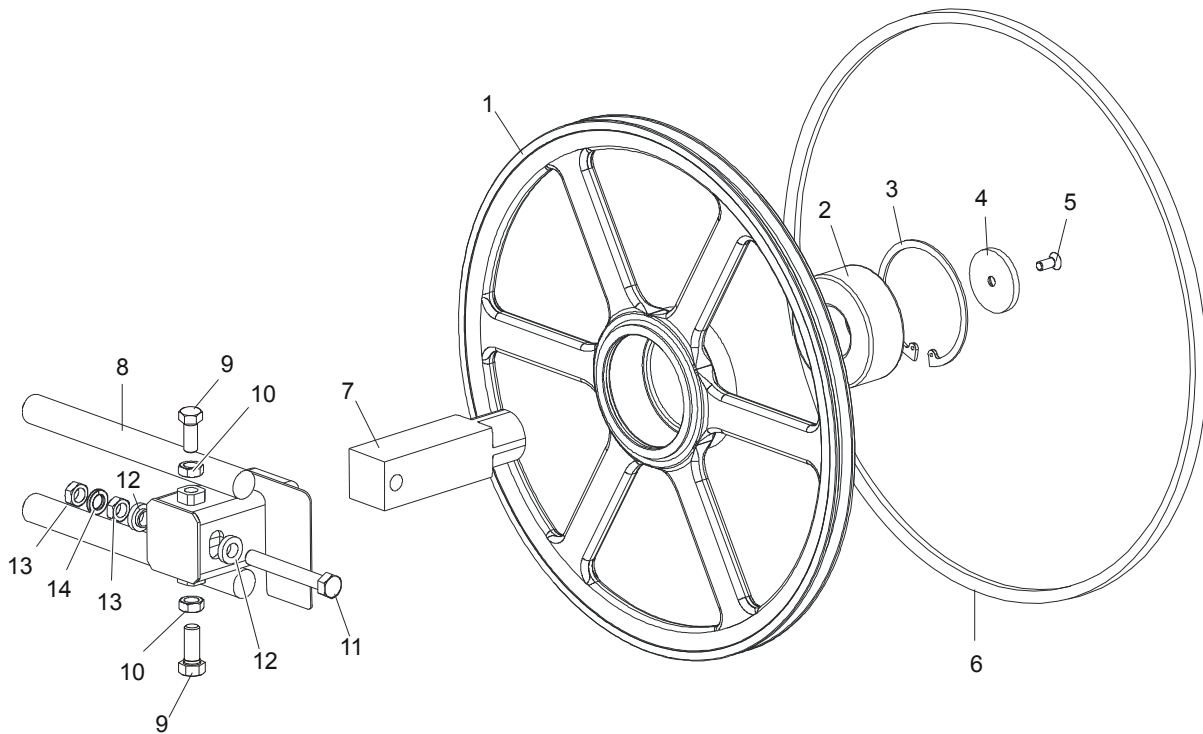


AC0038

REF	DESCRIPTION (◆ Indicates Parts Available In Assemblies Only)	PART #	QTY.
	BEARING ASSEMBLY, BLADE WHEEL DRIVE	086291	1
1	Housing, Blade Wheel Drive Bearing	086293	1
2	Shaft, Blade Wheel Drive	086292	1
3	Bearing, Blade Wheel Drive NJ308	085939	1
4	Bearing, Blade Wheel Drive #6308	085940	1
5	Ring, 90mm Interior Retaining #17	F04254-17	2
6	Seal, Drive Bearing #CR15890	P10206	2
7	Plug, 1/4" NPT Square Head	P05498	1
8	Plug, 1/4" NPT Vented	P12868	1
9	Bolt, 1/2-13 Long U	S10207-1P	1
10	Bolt, 1/2-13 Short U	S10207-2P	1
11	Pin, 3/16" X 5/8" Roll	F05012-22	2
12	Nut, 1/2-20 Hex Jam	F05010-16	4
13	Washer, 12.2 Split Lock	F81056-2	8
14	Washer, 13 SAE Flat	F81056-1	4
15	Spacer, .510" x .937" x .34"	S04253	4
16	Nut, 1/2-13 Hex	F05010-35	4
17	Screw, 1/2-20 x 2 1/2" Square Head Full Thread Set	F05008-110	2
18	Nut, M12-8 Hex Nylon Lock	F81034-2	4
19	Bolt, 1/2-20 x 1 1/2" Hex Head Grade 5	F05008-53	2
	Decal, Bearing End-Play	S12750	1

	Instruction Sheet, Bearing Retrofit	K10200-275	1	
	WHEEL KIT, DRIVE SIDE BLADE	014562	1	
20	Wheel, Drive Side Blade	016284	1	
21	Bushing, Modified 1 9/16" P1	087214	1	
	Instruction Sheet, Drive Side Blade Wheel Replacement	K12987-488	1	
22	BELT, BLADE WHEEL B57	P04185-2	1	
23	BELT, 3BX73 DRIVE (EA20, EA25)	091548	1	
24	PULLEY, 3B124 SK SPECIAL (EA20, EA25)	087203-1	1	

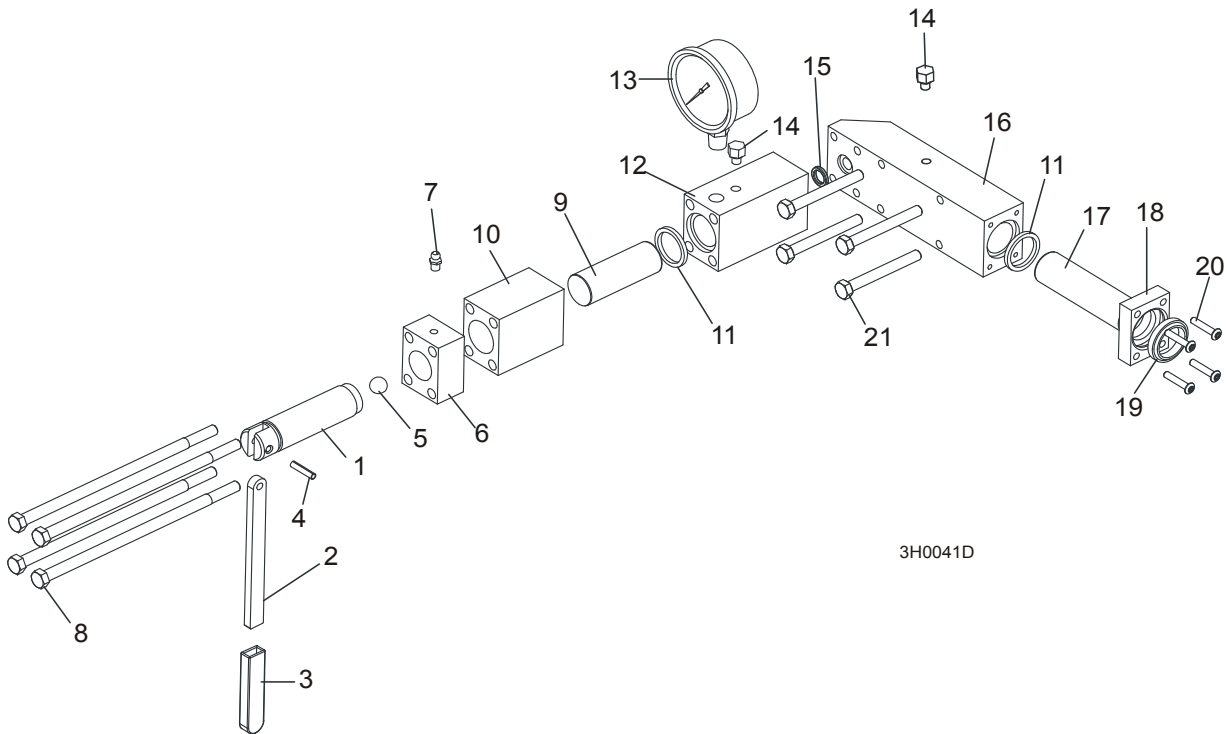
3.2 Idle Blade Wheel Assembly



SM0241C

REF	DESCRIPTION (◆ Indicates Parts Available In Assemblies Only)	PART #	QTY.	
	WHEEL ASSEMBLY, IDLE SIDE BLADE	016120	1	
1	Wheel, Idle Side Blade	016013	1	◆
2	Bearing, Idle Side Blade Wheel 3309 B.2RSR TVH FAQ	086428	1	
3	Ring, 100mm Internal Retaining Beveled	F04254-28	1	
4	RETAINER, ZINC	095929-1	1	
5	BOLT, M10x25 -10.9- Fe/Zn5 DIN 7991	F81003-82	1	
6	BELT, BLADE WHEEL B57	P04185-2	1	
7	SHAFT, IDLE BLADE WHEEL	095732	1	
8	HOUSING, IDLE BLADE WHEEL SHAFT	016103	1	
9	BOLT, 1/2-20 X 1 1/2" HEX HEAD GRADE 5	F05008-53	2	
10	NUT, 1/2-20 HEX JAM	F05010-16	2	
11	BOLT, M12x1,25x100-8.8 HEX HEAD FULL THREAD GRADE 2	F81004-41	1	
12	SPACER, 1/2" I.D. FLANGED	086769-1	2	
13	NUT, M12x1,25 8.8 HEX JAM	F81034-5	2	
14	WASHER, 12.2 SPLIT LOCK	F81056-2	1	

3.3 Hydraulic Blade Tensioner Assembly

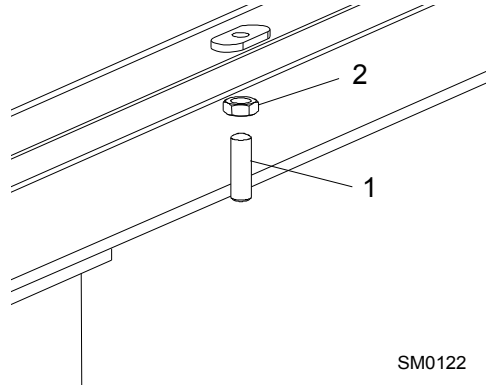


REF	DESCRIPTION (◆ Indicates Parts Available In Assemblies Only)	PART #	QTY.
	HYDRAULIC BLADE TENSIONER ASSEMBLY	A10054	1
	Handle Assembly, Hydraulic Blade Tensioner Screw	A12294	1
1	Screw, Hydraulic Blade Tensioner	S10056	1
2	Handle, Hydraulic Tensioner Screw	095930	1
3	Sleeve, Plastic Handle	P08072	1
4	Pin, 3/16" x 7/8" Roll	F05012-19	1
5	Ball, 1/2" Steel	P02720	1
6	Block, Threaded Tensioner End	S10062	1
7	Fitting, 1/4-28 Grease	P05060	1
	Instruction Sheet, Tensioner Screw	A12294-518	1
8	Bolt, 5/16-18 X 7 1/2" Hex Head Grade 5	F05006-43	4
9	Piston, Hydraulic Tensioner Front 2 3/4" Long	S10060	1
10	Block, Piston Guide	S10061	1
11	Seal, 1" Diameter	P10051	2
12	Block, Hydraulic Tensioner Gauge Mounting	S10140	1
13	Gauge, 3000 PSI	090552	1
14	Plug, Hydraulic Tensioner Fill	P10065	1
15	Ring, 5/8" X 3/32" Square "O"	P10377	1
16	Block, Rear Tensioner Piston	S10142	1
17	Piston, Hydraulic Tensioner Rear 3 5/8" Long	S10059	1
18	Block, Rear Piston End	S10089	1
19	Wiper, 1" Diameter	P10053	1
20	Bolt, #10-24 X 1" Socket Button Head	F05004-43	4

21	Bolt, 5/16-18 X 2 3/4" Hex Head Grade 5	F05006-28	4	
	Instruction Sheet, Hydraulic Tensioner Installation	A10136-272	1	

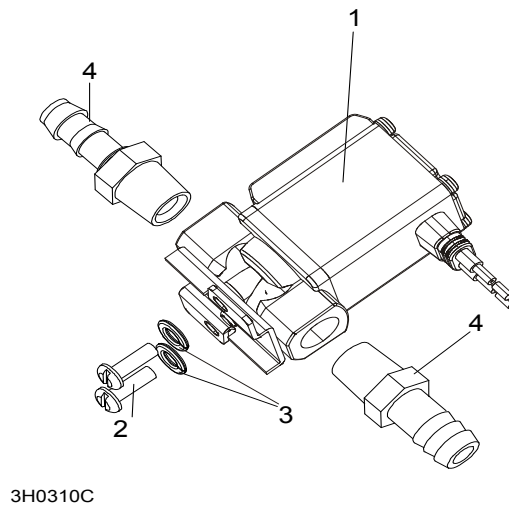
SECTION 4 SAW HEAD

4.1 Middle Throat Screw



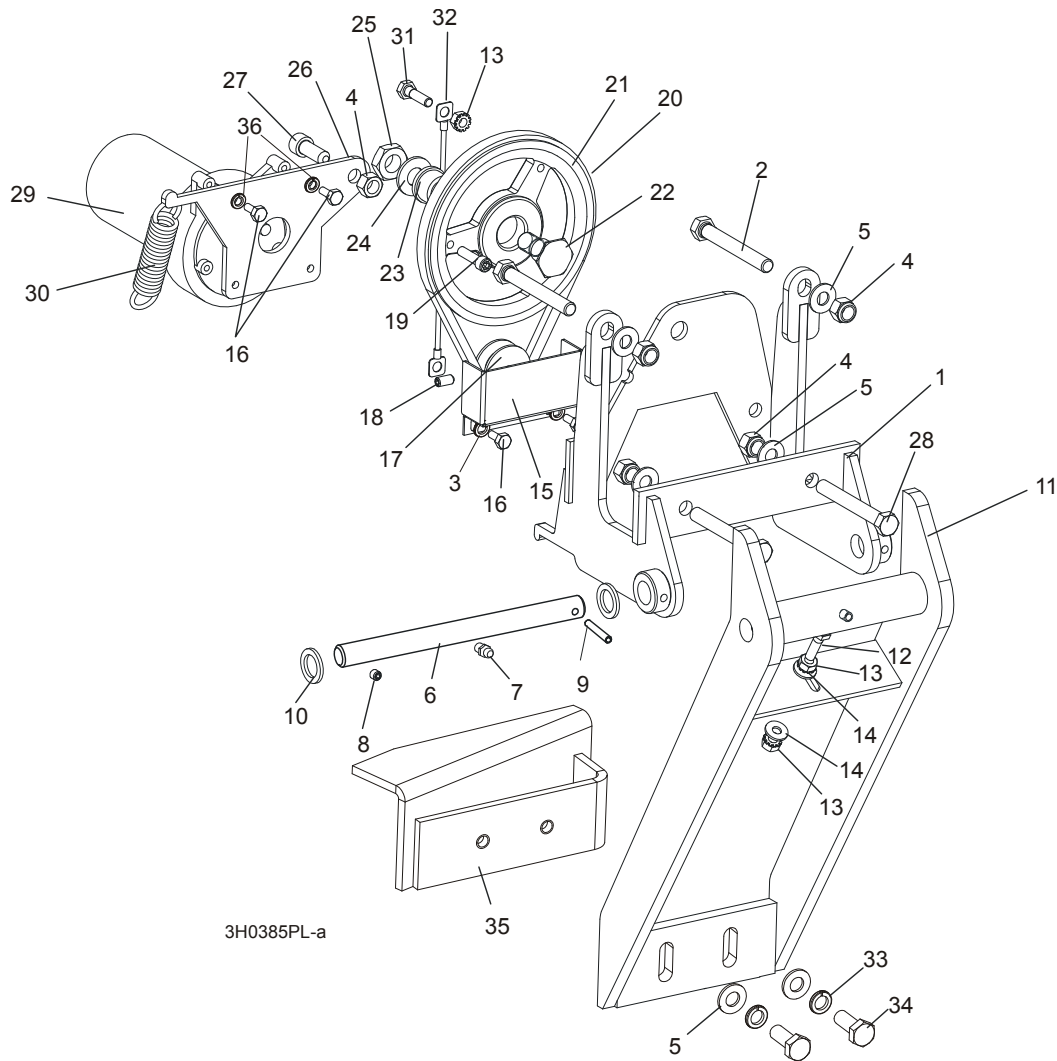
REF	DESCRIPTION (◆ Indicates Parts Available In Assemblies Only)	PART #	QTY.	
1	SCREW, 3/8-16 X 1 1/4" OVAL POINT SOCKET SET	F05007-18	1	
2	NUT, 3/8-16 HEX JAM	F05010-29	1	

4.2 Water Lube Solenoid Valve (not available in EC version)



REF	DESCRIPTION (◆ Indicates Parts Available In Assemblies Only)	PART #	QTY.	
1	VALVE, WATER LUBE SOLENOID	509113	1	
2	SCREW, 4MM X 12 CROSS SLOT ROUND HEAD	F05004-74	2	
3	WASHER, 4MM SPLIT LOCK	F05011-57	2	
4	FITTING, 1/4" MALE NPT 3/8" HOSE BARB	P04682	2	

4.3 Board Return Assembly

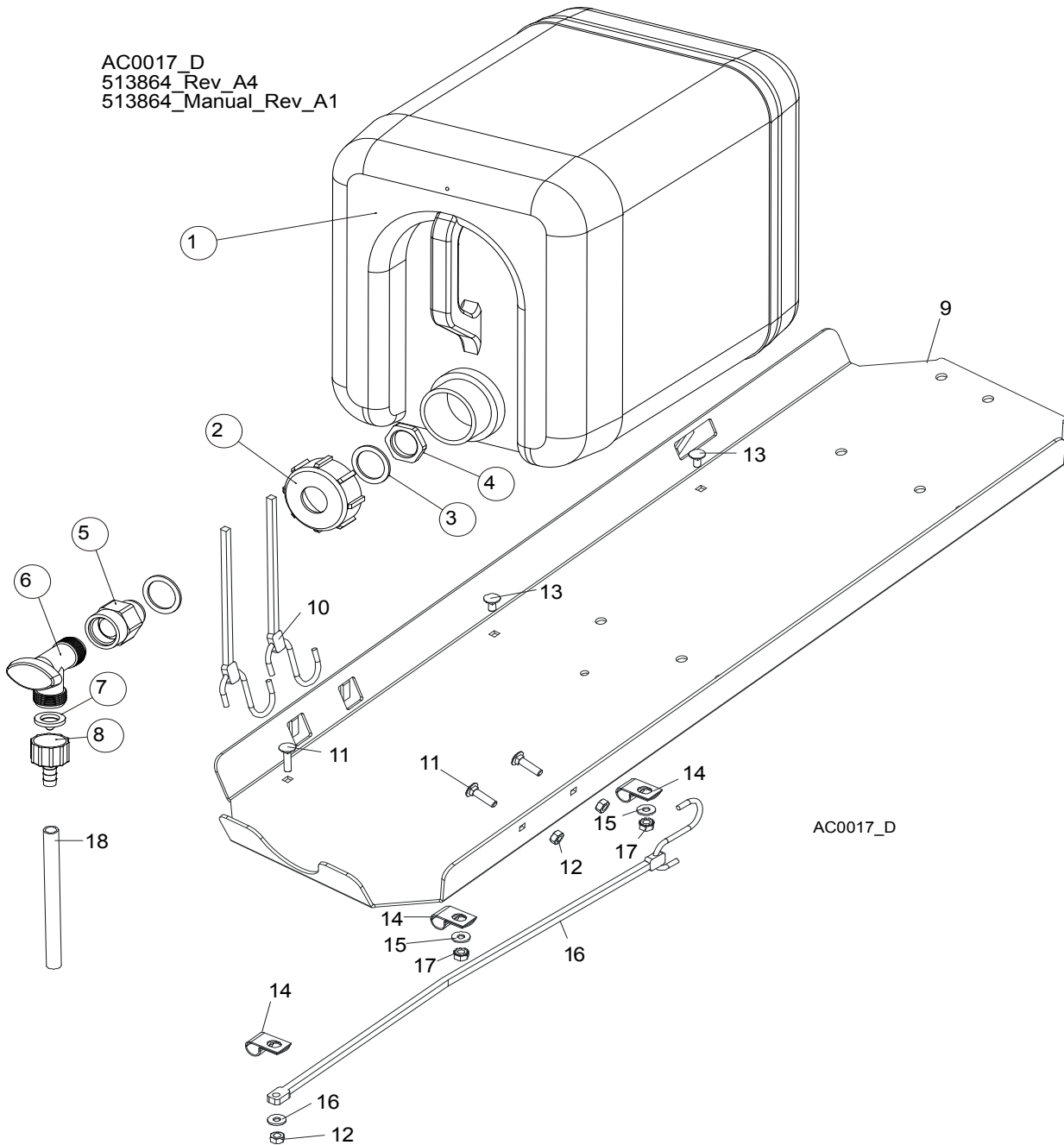


REF	DESCRIPTION (◆ Indicates Parts Available In Assemblies Only)	PART #	QTY.
	RETURN ASSEMBLY, BOARD	087839-1	1
1	Mount Weldment, Board Return	087788-1	1
2	Bolt, M10x70-8.8 Fe/Zn5 PN-M/82302 Hex Head	F81003-60	2
3	WASHER, M5, FLAT ZINC	F81052-1	2
4	NUT,M10-8-B NYLON HEX ZINC LOCK	F81033-1	5
5	Washer,10.5 Flat	F81055-1	6
6	Pin Kit, Board Return Replacement Pivot	087837	1
7	Fitting, M6 Grease	086280	1
8	Screw, M6 X 8 Black Oxide Socket Head Set Cup Point	F81013-1	1
9	Pin, 5 X 30 Roll	F81044-21	1
10	Washer, 5/8" x 15/16" x .094 Nylon	F05011-19	2
11	Arm Weldment, Board Return	087838-1	1
12	Screw, 1/4-20 x 3/4" Full Thread Hex Head Cap	F05005-101	1
13	Nut, 1/4-20 Self Locking	F05010-9	3

14	Washer, 7.4 Flat	F81056-11	2	
15	Guard, Board Return Belt Ptd	087985-1	1	
16	Screw, 10-32 x 1/2" Hex Head Machine	F05004-60	4	
17	Sheave, 1.42 x .32	015074	1	
18	Screw, 1/4-20 Socket Head Set Cup Point Nylon	F05005-55	1	
19	Screw, 1/4-20 x 1" Socket Head Cap	F05005-89	1	
20	Belt, 3L190	015477	1	
21	Sheave, OK50 x 1/2" Modified	015224	1	
22	Bolt, Idler Pulley Pivot	015221	1	
23	Bushing, 5/8" x 7/8" x 1/2" Bronze	P05135	1	
24	Washer, 13 Flat	F81056-1	1	
25	Nut, 1/2-20 Jam Nylon Lock	F05010-79	1	
26	Plate, Motor Pivot	087871	1	
27	Screw, M10 x 25-8.8 Black Oxide Socket Head Cap	F81003-32	1	
28	BOLT, M10x75-8.8-Fe/Zn5 PN-M/82101	F81003-15	2	
29	Motor, 53:1 ASA Gear	P09698-1	1	
30	Spring, 3/4" x 2 7/8" x 12 Gauge	015479	1	
31	Bolt, 1/4-20 x 1" Hex Head Grade 5	F05005-101	1	
32	Cable, Board Return	016090	1	
33	Washer, 10.2 Split	F81055-2	2	
34	Bolt, 3/8-16 x 3/4" Hex Head	F81003-1	2	
35	Angle, Board Return	087835-1	1	
36	Washer, 5.1 Split Lock Zinc	F81052-2	2	

4.4 Water Lube Assembly

AC0017_D
513864_Rev_A4
513864_Manual_Rev_A1



AC0017_D

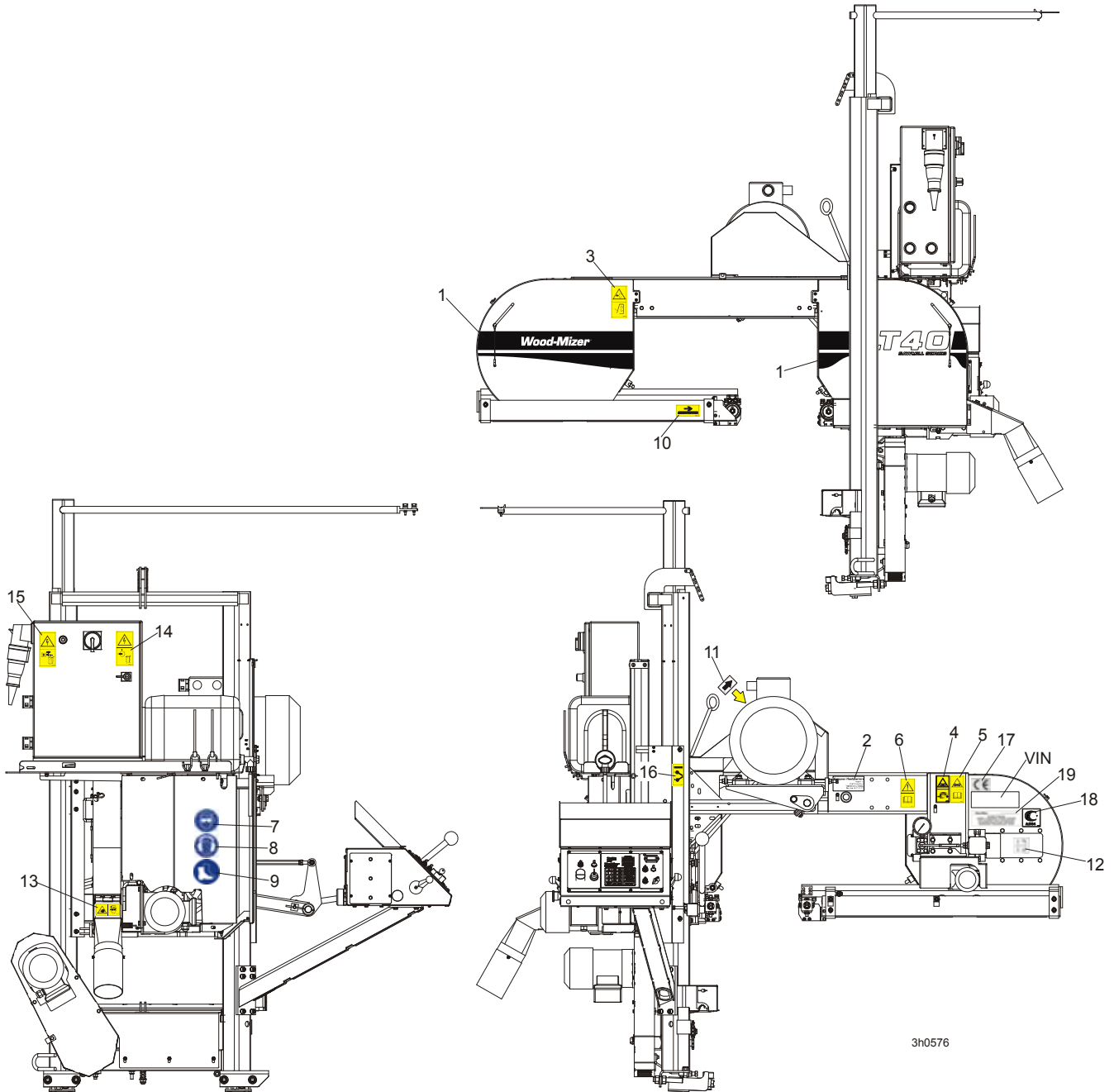
REF	DESCRIPTION (◆ Indicates Parts Available In Assemblies Only)	PART #	QTY.
	BOTTLE, WATER, COMPLETE.	513864	1
	BOTTLE, WATER, WITH NUT.	513865 ◆	1
1	BOTTLE, WATER	513866	1
2	NUT, BOTTLE.	513867	1
3	SEAL, RUBBER 35x26x2.	513869	2
4	NUT, PACKING 3/4 NPT.	513868	1
5	Fitting, 3/4FPT x 3/4MPT Reducer	014636	1
6	Fitting, Water Lube Shutoff Valve	014100	1

7	Filtr NUT	016086 ²	1	
8	FITTING, 5/8" NPT TO 3/8" HOSE BARB	014113	1	
9	TRAY, ELECTRIC BOX/WATER BOTTLE	086528-1	1	◆
10	STRAP, 20" RUBBER	P11668	2	
11	BOLT, 1/4-20 X 1" CARRIAGE HEAD	F05005-34	5	
12	NUT, 1/4-20 HEX LOCK	F05010-21	5	
13	BOLT, 1/4-20 X 1/2" CARRIAGE HEAD	F05005-33	2	
14	CLAMP, 1/2" EMT HOSE	P07584	3	
15	WASHER, 7.4 FLAT	F81056-11	3	
16	STRAP, 15" RUBBER	P07461	1	
17	NUT, 1/4-20 SELF-LOCKING	F05010-9	2	
18	TUBING, WATER LUBE 3/8" I.D.	R01885	2,1 m	

¹ The service number 513865-S includes: 513865, 513869, 513868.

² Filter recommended for Super models to prevent debris from entering water lube solenoid valve.

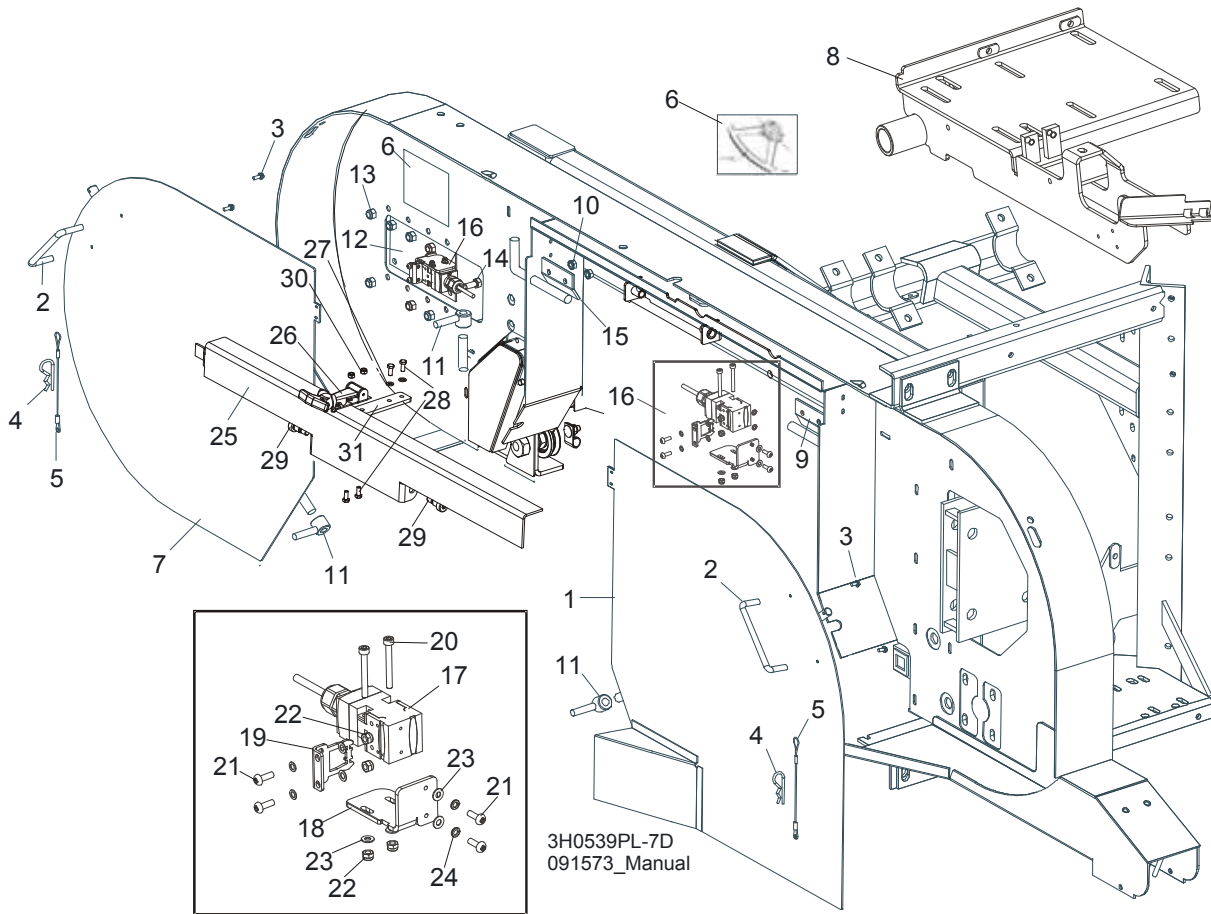
4.5 LT40AC Saw Head Decals



REF	DESCRIPTION (◆ Indicates Parts Available In Assemblies Only)	PART #	QTY.
1	DECAL, LT40 SERIES SAWMILL	092763	1
	PICTOGRAPHIC DECAL KIT, LT40AC	099516	1
2	DECAL, EUROPEAN HEADQUARTERS ADDRESS	015841	1
3	DECAL, SAWMILL COVERS CAUTION	099220	2
4	DECAL, BLADE TENSION (PICTOGRAM)	099219	1
5	DECAL, BLADE TENSION - INSTRUCTIONS (PICTOGRAM)	099223	1
6	DECAL, READ OPERATOR'S MANUAL (PICTOGRAM)	096317	1

7	DECAL, EYE PROTECTION WARNING (PICTOGRAM)	S12004G	1	
8	DECAL, EAR PROTECTION WARNING (PICTOGRAM)	S12005G	1	
9	DECAL, USE SAFETY BOOTS (PICTOGRAM)	501465	1	
10	DECAL, BLADE MOVEMENT DIRECTION (PICTOGRAM)	096321	1	
11	DECAL, MOTOR ROTATION DIRECTION	S20097	1	
12	DECAL, BLADE ALIGNMENT	P11789	1	
13	DECAL, SAWDUST CHUTE WARNING (PICTOGRAM)	099222	1	
14	DECAL, HIGH VOLTAGE INSIDE THE ELECTRIC BOX (PICTOGRAM)	096316	2	
15	DECAL, REMOVE THE PLUG BEFORE OPENING THE BOX (PICTOGRAM)	096319	2	
16	DECAL, BLADE DRIVE WARNING (PICTOGRAM)	096315	1	
17	DECAL, CE CERTIFIED SAWMILL (SMALL)	P85070	2	
18	DECAL, RUSSIAN SAFETY CERTIFICATION	099401	1	
19	DECAL, INTERNATIONAL SAWMILL NAME	501466	1	
	DECAL, BLADE SETTING	P85066	1	
	DECAL, KEEP AWAY DANGER, PICTOGRAM	099221	1	
	DECAL, MAX. OIL PRESSURE, PICTOGRAM	099524	1	

4.6 Blade Housing Covers



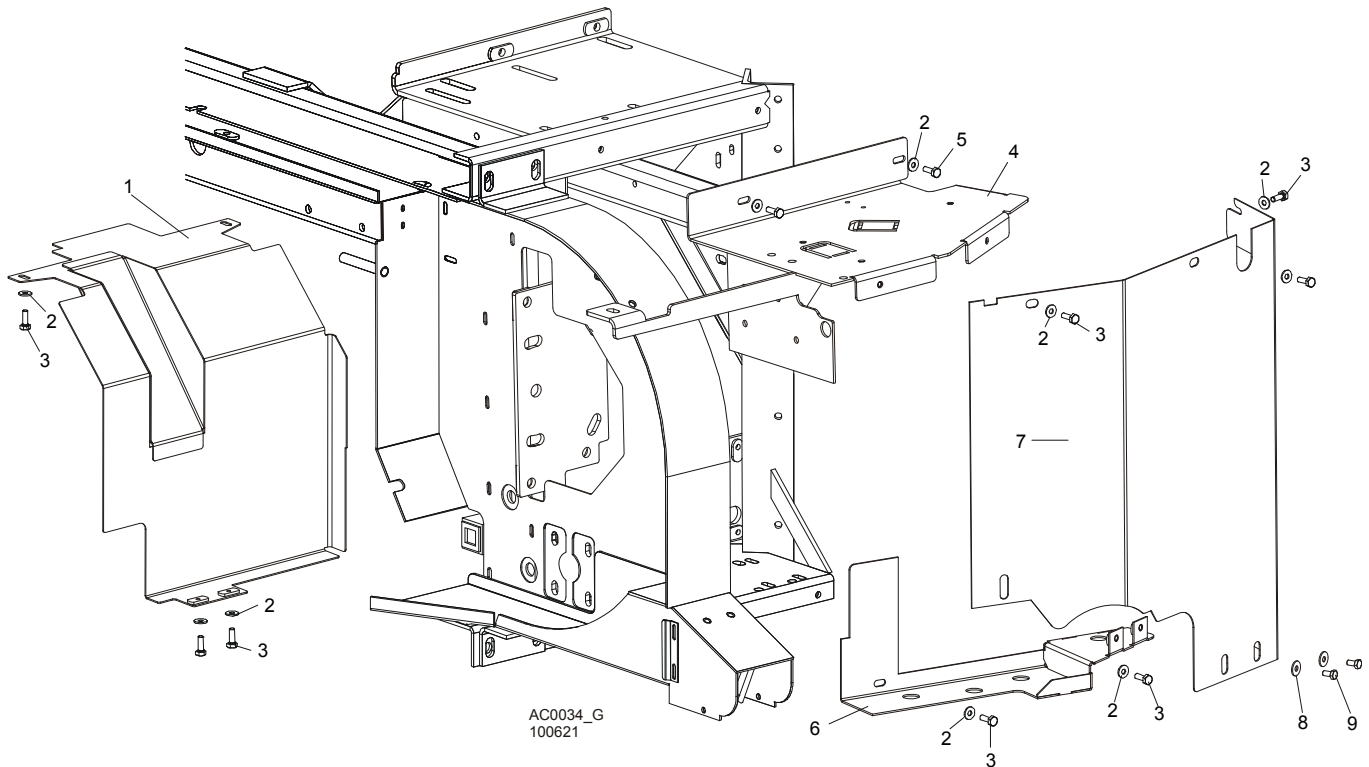
REF	DESCRIPTION (◆ Indicates Parts Available In Assemblies Only)	PART #	QTY.	
	COVER ASSEMBLY, DRIVE SIDE BLADE HOUSING WITH HANDLE	087165	1	
1	Cover Weldment, Drive Side Blade Housing	087159-1	1	◆
2	Handle, Blade Housing Cover	P08065	1	
3	Screw, #8-32 x 3/8"	F05015-8	2	
	Pin Assembly, Cover Retainer	A11881	1	
4	Pin, Safety Retainer	N/A	1	
5	Cable, 3/64" x 6" Lanyard	N/A	1	
6	DECAL, BLADE SETTING	P85066	1	
	COVER, IDLE SIDE BLADE HOUSING WITH HANDLE	086431	1	
7	Cover, Idle Side Blade Housing	086430-1	1	◆
2	Handle, Blade Housing Cover	P08065	1	
3	Screw, #8-32 X 3/8" Self-Tap	F05015-8	2	
	Pin Assembly, Cover Retainer	A11881	1	
4	Pin, Safety Retainer	N/A	1	
5	Cable, 3/64" x 6" Lanyard	N/A	1	
8	MOUNT WELDMENT E15,E20,E25	087736-1 ¹	1	
9	HINGE, MIDDLE BLADE HOUSING COVER	S07522	1	
10	NUT, 1/4-20 SELF-LOCKING HEX	F05010-9	4	
11	NUT, COVER TURN	086365-1	2	

12	PLATE, IDLE BLADE WHEEL GUARD	086230	1	
13	NUT, 5/16-18 HEX NYLON LOCK	F05010-58	6	
14	BOLT, 5/16-18 X 3/4" HEX HEAD GRADE 2	F05006-5	6	
15	HINGE, MIDDLE BLADE HOUSING COVER	085336-1	1	
16	SWITCH ASSEMBLY, SAFETY SHUT-OFF	094301	2	
17	Safety Switch, AZ17-11ZRK	094232	2	
18	Bracket, Safety Switch Mount Painted	094300-1	2	
19	Key, AZ17/170-B5 Safety Switch	094422	2	
20	Bolt, M4 x 35-8.8 Socket Head	F81011-34	4	
21	Screw, M4 x 12-5.8	F81011-43	8	
22	Nut, M4 Hex	F81029-1	8	
23	Washer, M4 Split Lock Zinc	F81051-1	4	
24	Washer, 4.3	F81051-2	8	
	BLADE FLAP ASSEMBLY	511645 ²	1	
25	BLADE COVER LT40	511116-1	1	
26	Latch, Flexible Draw	014829	1	
27	WASHER 5.3 FE/ZN5 PN-78/M-82005	F81052-1	2	
28	BOLT, M5 X 12-5.8-Fe/Zn5, PN-M/82105	F81000-5	4	
29	BOLT, 10/M8 X 12-12.9 ISO-7379	F81003-62	2	
30	NUT, M5-8-Fe/Zn5 DIN985	F81030-2	2	
31	PLATE BLADE COVER LT40	512570-1	1	

¹ Only LT40 AC Sawmills

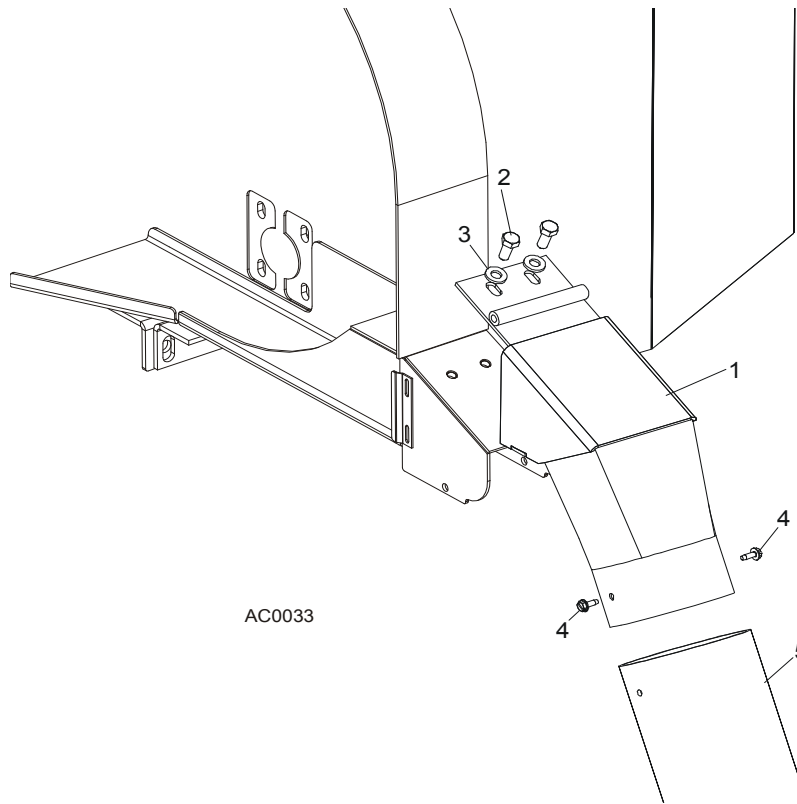
² Belongs to 091573

4.7 Drive Belt Covers



REF	DESCRIPTION (◆ Indicates Parts Available In Assemblies Only)	PART #	QTY.
1	GUARD, E15/E20/E25 BELT LOWER PAINTED	087660-1	1
2	WASHER, 6.5 SPECIAL FLAT ZINC	F81053-11	11
3	BOLT, M6 X 20-8.8 HEX HEAD FULL THREAD ZINC	F81001-2	9
4	GUARD WELDMENT, AC SAW HEAD UPPER PAINTED	086621-1	1
5	BOLT, M6 X 12-8.8 HEX HEAD FULL THREAD ZINC	F81001-7	2
	GUARD, AC SIDE PAINTED COMPLETE (WITHOUT BRAKE)	100621	1
	GUARD, AC SIDE PAINTED COMPLETE (WITH BRAKE)	100622	1
6	GUARD, AC LOWER	087525-1	1
7	GUARD, AC SIDE PAINTED (WITHOUT BRAKE)	086420-1	1
	GUARD, AC SIDE PAINTED (WITH BRAKE)	087333-1	1
8	WASHER, 6.5 SPECIAL FLAT ZINC	F81053-11	2
9	BOLT, M6 X 12-8.8 HEX HEAD FULL THREAD ZINC	F81001-7	2

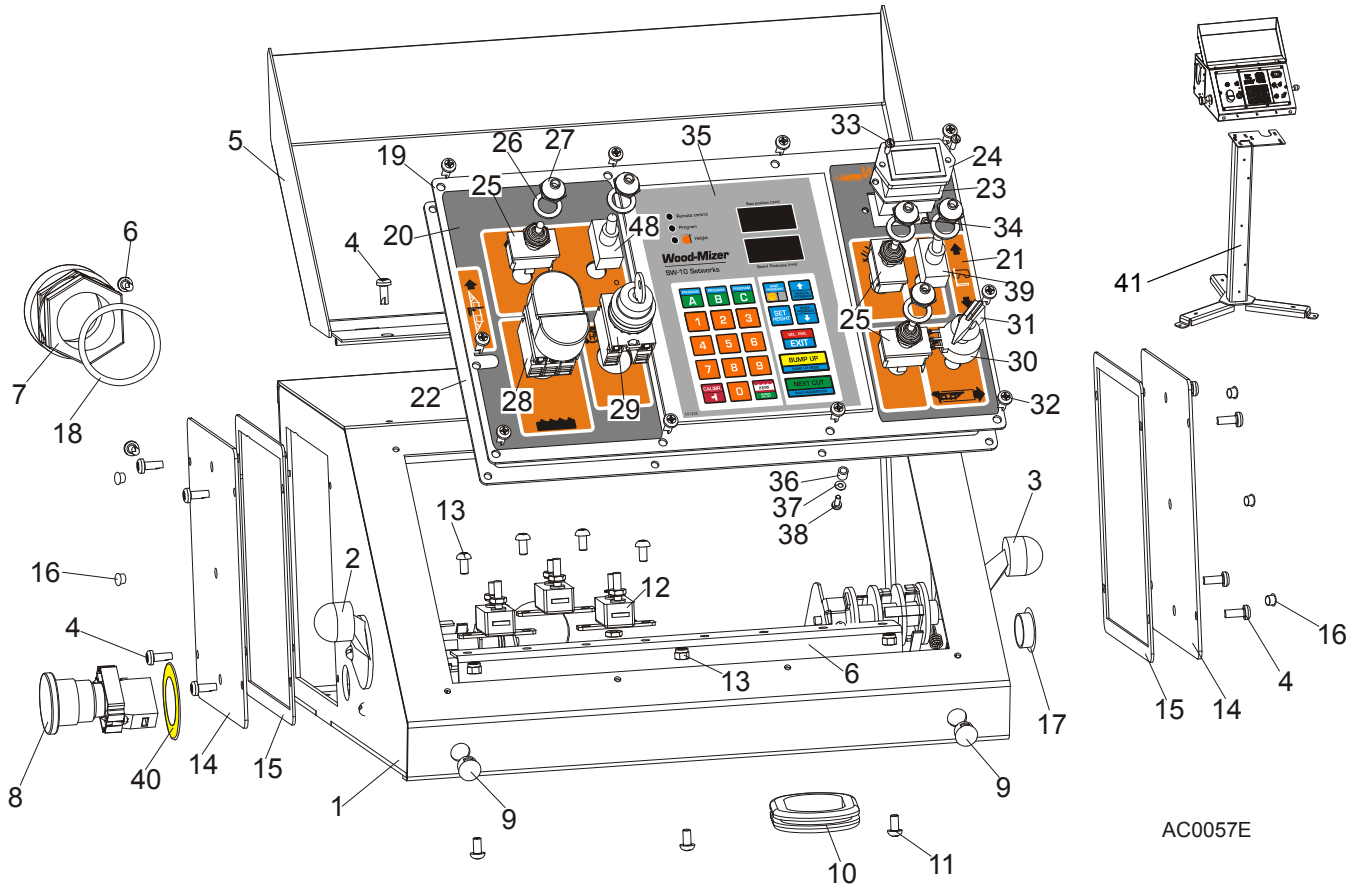
4.8 Sawdust Chute



REF	DESCRIPTION (◆ Indicates Parts Available In Assemblies Only)	PART #	QTY.	
1	CHUTE , LT40 SAWDUST	501500-1	1	
2	BOLT, M8x16	F81002-20	2	
3	WASHER, 8.4 FLAT	F81054-1	2	
4	BOLT, #10-24 X 1/2" SELF-TAPPING	F05015-7	2	
5	TUBING, 4" I.D. RUBBER	086364	0.6 m	
	STRAP, 20" RUBBER W/HOOK	P11668	1	
	BOLT, 1/4-20 X 1 1/4" HEX HEAD FULL THREAD	F05005-3	1	
	WASHER, 7.4 FLAT	F81056-11	1	
	NUT, 1/4-20 LOCK	F05010-21	1	

SECTION 5 CONTROL & BATTERY BOXES

5.1 Control Assembly, LT40 Series A



AC0057E

REF	DESCRIPTION (◆ Indicates Parts Available In Assemblies Only)	PART #	QTY.
	CONTROL BOX ASSEMBLY, LT40 AC	098690	1
	CONTROL BOX ASSEMBLY, LT40 AC-RC	509115	1
1	Control Box, LT40AC	099622-1	1
2	Switch, 1992GS Pwr/Feed (Service Package)	E20438	1
3	Switch, 1992 Up/Down (Service Package)	E20440	1
4	Bolt, #10-24x1/2 Ph Pan Hd, Type 23	F05015-17	12
5	Cover Weldment, LT20/40 Complete	097135-1	1
6	Rail, Circuit Breaker	015310	1
7	Connector, 1 1/4 Straight Metal Conduit	024402	1
8	Switch, XB2 BS542 Emergency	086556	1
9	Switch, Speed Control	086773	2
10	Grommet, Rubber	087065	1
11	Screw, H M5x10 8.8 Zinc	F81000-13	7
12	Breaker, 15A Manual Reset	E20430	3
13	Nut, M5-8 Zinc	F81030-2	3
	Cover, Control Box Side Complete	086700	2

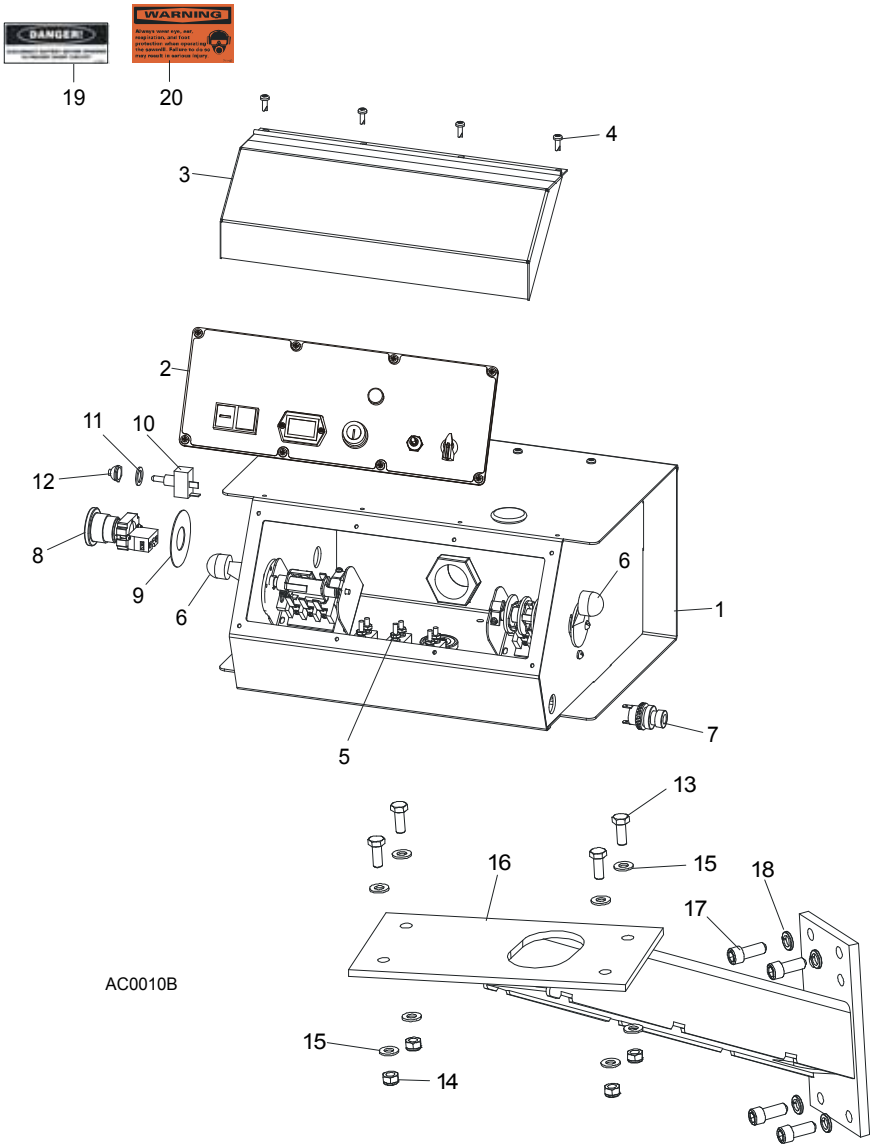
14	Cover, Control Box Side	086699-1	1	
15	Gasket, Control Box Side	015274	1	
16	Cap, SR1086 6.4 Dia. Hole	099700	6	
17	Cap, SR1086 22.2 Dia. Hole	093544	1	
18	Seal, 1 1/4 Ring LQTI w/Retainer	015430	1	
	Panel, LT40 AC Front Control Complete	098689	1	
19	Panel, LT20/40 AC Front Control	100572-1	1	
	Panel, LT40 AC Front Control	098586-1 ¹	1	
20	Decal, LT20/40 AC Control Box Left	099594	1	
21	Decal, LT40 DC Control Box Right	099596	1	
22	Gasket, LT20/40 Control Box	097132	1	
23	Gasket, Hour Meter	093346	1	
24	Meter, Hour	093166	1	
25	Switch, Toggle	024200	3	
26	Washer, 1/2x3/4x1/16 Nylon	P05251-1	5	
27	Boot, Toggle Switch	P02575	5	
28	Button, 24V Start/Stop	090452	1	
	Membrane M22-T-DD	090462	1	
29	Switch, M22 3-position Key	091361	1	
30	Potentiometer, 1k Feed Rate	E20519	1	
31	Knob, Speed Control	P06257	1	
32	Bolt, #10-24x1/2 Ph Pan Hd, Type 23	F05015-17	10	
33	Bolt, M3x12-8.8 Zinc	F81000-12	2	
34	Nut, M3-6 Nylon Zinc Lock	F81028-2	2	
35	Controller, SW-10 Setworks	500628	1	
36	Spacer, 4.2x6mm Idler	R80671-4	6	
37	Washer, 3.2 Flat Zinc	F81050-2	6	
38	Screw, M3x8-4.8 Zinc	F81000-83	6	
39	Switch, SPST On/Off 15A .25 TABS Toggle	P03027	2	
40	EMERGENCY STOP DECAL	086793	1	
41	STAND CONTROL BOX LT20/40/LES/EG300/TVS	501651-1 ²	1	

¹ Use in African version only.

² Used In **509115**

SECTION 5 CONTROL BOXES

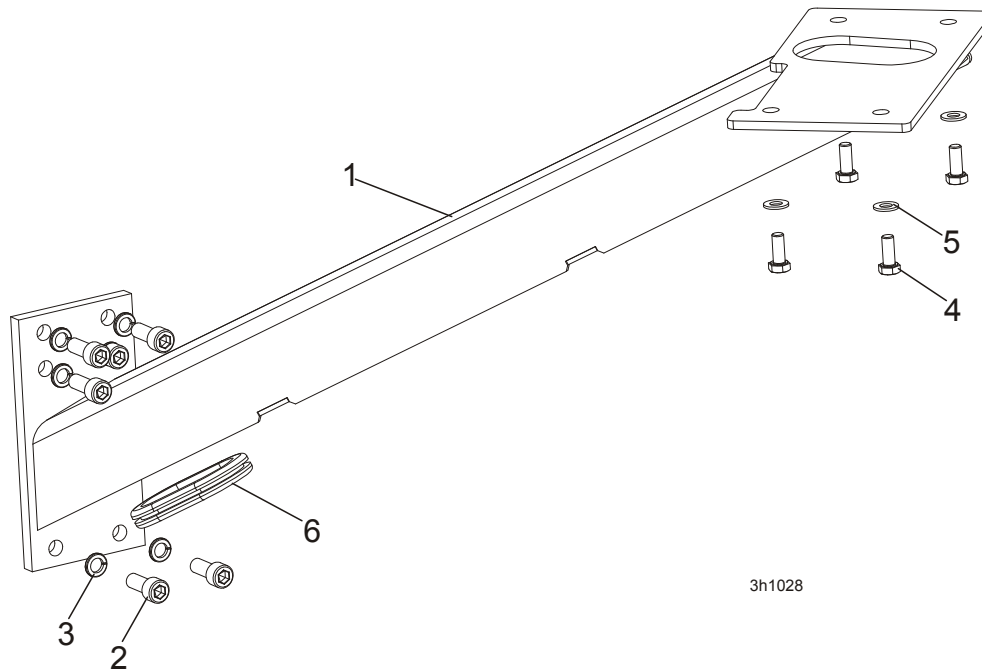
5.1 Control Assembly, LT70 AH



REF	DESCRIPTION (◆ Indicates Parts Available In Assemblies Only)	PART #	QTY.	
	CONTROL BOX ASSEMBLY, AC SUPER (EA20, EA25)	093022	1	
1	HOUSING, AC SUPER CONTROL BOX ASSEMBLY (EA20, EA25)	086546-1	1	◆
2	Front Control Panel & Wiring Harnesses (Section 5.5)			
3	Cover, Control Box Hinged	015304	1	
4	Screw, #10-24 x 1/2"	F05015-17	12	
5	Circuit Breakers (Section 5.4)			
6	Drum Switches (Section 5.2)			
7	Switch, Horn	E85118	1	
8	Switch, XB2 BS542 Emergency Stop	086556	1	
9	Washer, Emergency Stop Switch	086561	1	
10	Switch, Speed Control	086773	1	

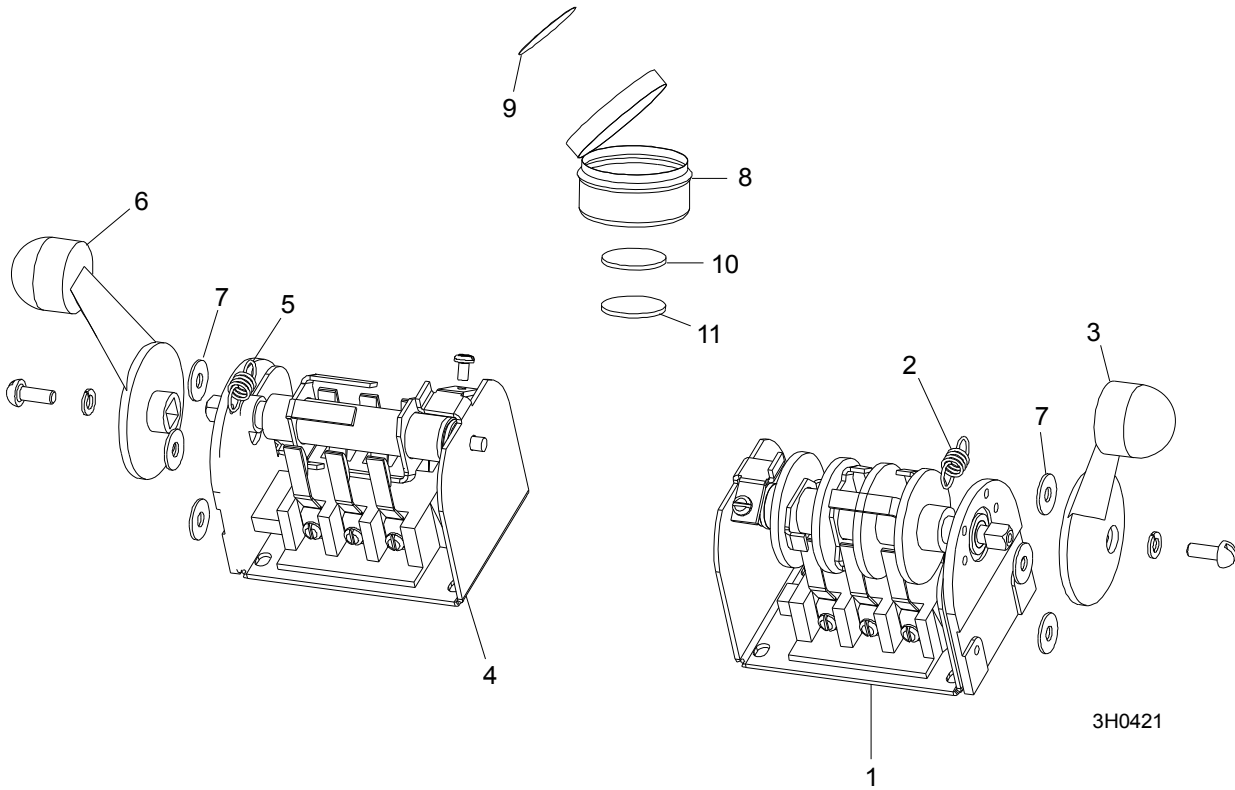
11	Washer, 1/2" x 3/4" x 5/8" Nylon	P05251-1	1	
12	Boot, Speed Control Switch	P02575	1	
13	BOLT, M8 X 20-8.8-B HEX HEAD	F81002-4	4	
14	NUT, M8-8-B HEX	F81032-2	4	
15	WASHER, 8.4 FLAT	F81054-1	8	
16	MOUNT WELDMENT, STANDARD CONTROL BOX	086732-1	1	
17	BOLT,, 3/8-16 X 1" SOCKET HEAD	F05007-52	4	
18	WASHER, 10.2 SPLIT LOCK	F81055-2	4	
19	DECAL, FRONT OUTRIGGER WARNING	015400-4	1	
20	DECAL, EAR/EYE PROTECTION WARNING	S11753-4	1	

5.2 Control Box Bracket



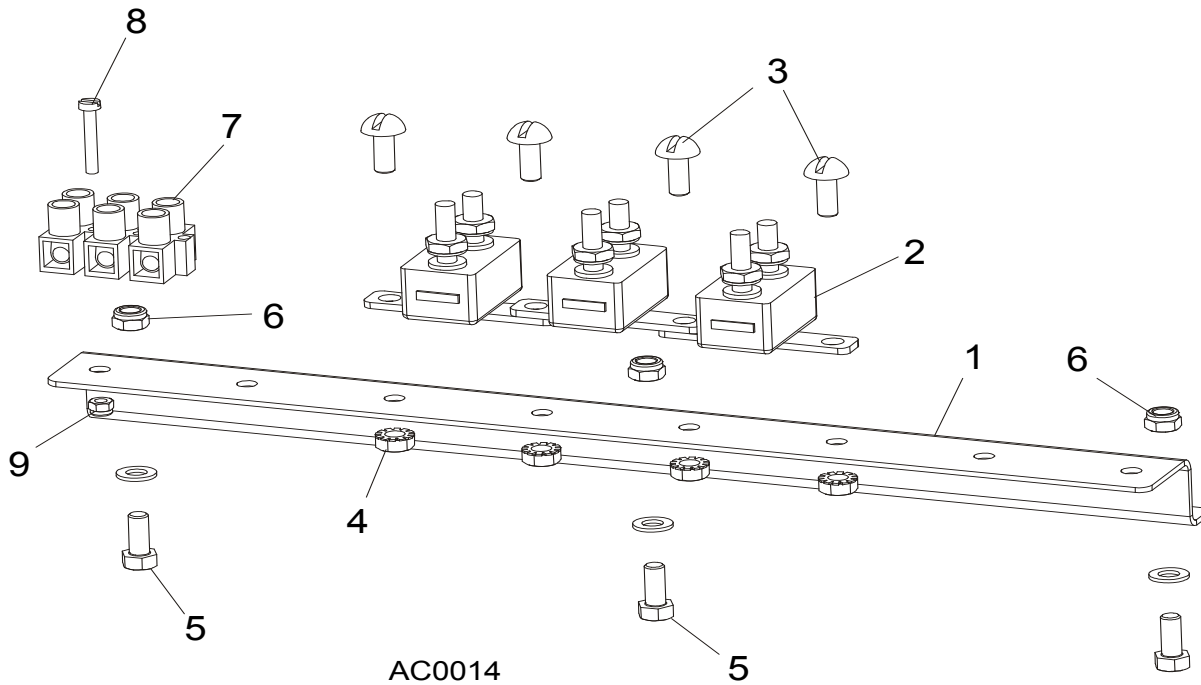
REF	DESCRIPTION (◆ Indicates Parts Available In Assemblies Only)	PART #	QTY.	
1	MOUNT WELDMENT, STANDARD CONTROL BOX	086732-1	1	
2	BOLT, M10x25 8.8 ZINC SOCKET HEAD	F81003-32	6	
3	WASHER, 10.2 SPLIT LOCK ZINC	F81055-2	6	
4	BOLT, M8X20MM HEX HEAD, GR 5.8 ZINC	F81002-4	4	
5	WASHER, 8.4 FLAT ZINC	F81054-1	4	
6	GROMMET, RUBBER	087065	1	

5.3 Drum Switches



REF	DESCRIPTION (◆ Indicates Parts Available In Assemblies Only)	PART #	QTY.	
	SWITCH ASSEMBLY, UP/DOWN DRUM	E20440	1	
1	Switch, S12 Bulk Drum	E20440-B	1	◆
2	Spring, Drum Switch	P12570	1	
3	Handle, Drum Switch Replacement	P12500	1	
	SWITCH ASSEMBLY, POWER FEED DRUM	E20438	1	
4	Switch, S10 Bulk Drum	E20438-B	1	◆
5	Spring, Drum Switch	P12570	1	
6	Handle, Drum Switch Replacement	P12500	1	
7	WASHER, #8 SAE FLAT	F05011-41	6	
	CUP ASSEMBLY, DRUM SWITCH GREASE	A20463	1	
8	Cup, Plastic Container	P20464	1	◆
9	Decal, Grease Cup Label	P20467	1	
10	Pad, Velcro Loop	P20466	1	◆
11	Pad, Velcro Hook	P20465	1	◆
	Grease, High Temp Drum Switch	P20468	.011ml	◆

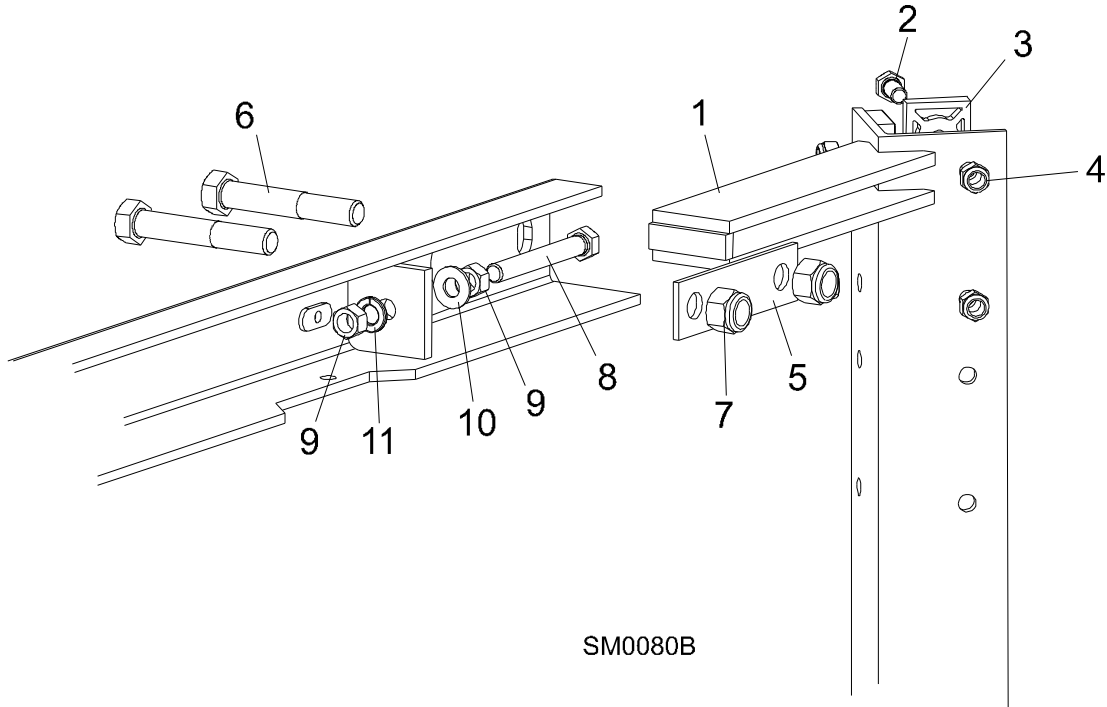
5.4 Circuit Breakers



REF	DESCRIPTION (◆ Indicates Parts Available In Assemblies Only)	PART #	QTY.
1	RAIL, CIRCUIT BREAKER	015310	1
2	BREAKER, 15 AMP MANUAL RESET	E20430	5
3	SCREW, H M5X10 8.8 ZINC	F81000-13	4
4	NUT, M5-8 ZINC HEX SELF-LOCKING	F81030-2	4
5	SCREW, M5X12-5.8 ZINC	F81000-5	3
6	NUT, M5-8 ZINC HEX SELF-LOCKING	F81030-2	3
7	STRIP, ELECTRIC WIRE	F81086-1	1
8	SCREW, M3 X 20-5.8	F81000-8	1
9	NUT, M3	F81028-2	1

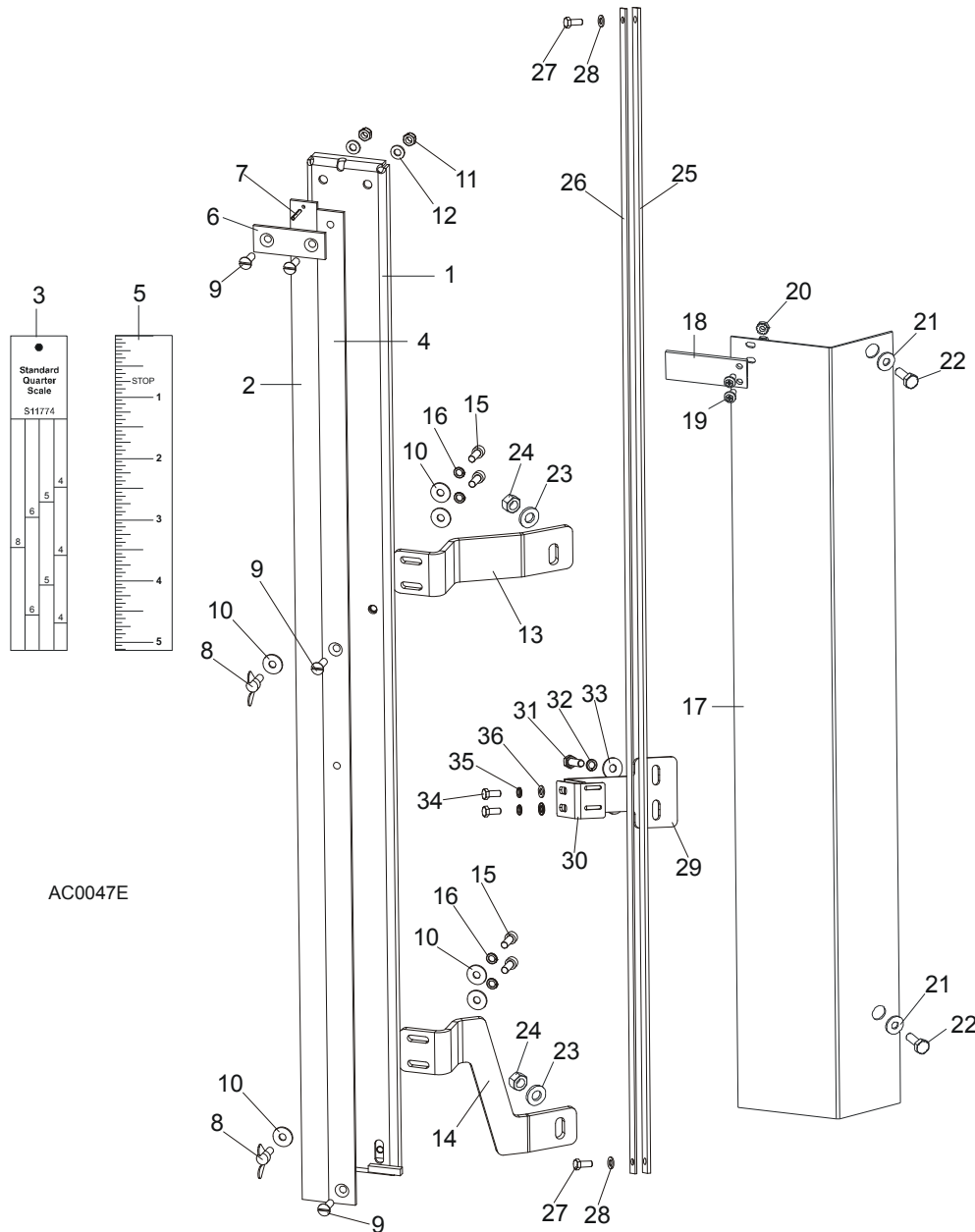
SECTION 6 UP/DOWN SYSTEM

6.1 Saw Head V-Brace Mount



REF	DESCRIPTION (◆ Indicates Parts Available In Assemblies Only)	PART #	QTY.
1	V-BRACE, SAW HEAD MOUNT	086308	1
2	BOLT, 5/16-18 X 3/4" HEX HEAD GRADE 5	F05006-5	19
	BOLT, 5/16-18 X 1 1/4" HEX HEAD FULL THREAD	F05006-18	5
3	PAD, PLASTIC SLIDE	M04096	12
4	NUT, 5/16-18 NYLON LOCK	F05010-58	19
	NUT, 5/16-18 HEX	F05010-17	5
5	PLATE, V-BRACE WASHER	091247	4
6	BOLT, M12 X 40 - 8.8 HEX HEAD	F81004-1	4
7	NUT, M12 - 8 NYLON LOCK	F81034-2	4
8	BOLT, 3/8-16 X 3" FULL THREAD	F05007-1	2
9	NUT, 3/8-16 HEX	F05010-1	4
10	WASHER, 10.5 FLAT	F81055-1	2
11	WASHER, 10.2 SPLIT LOCK	F81055-2	2

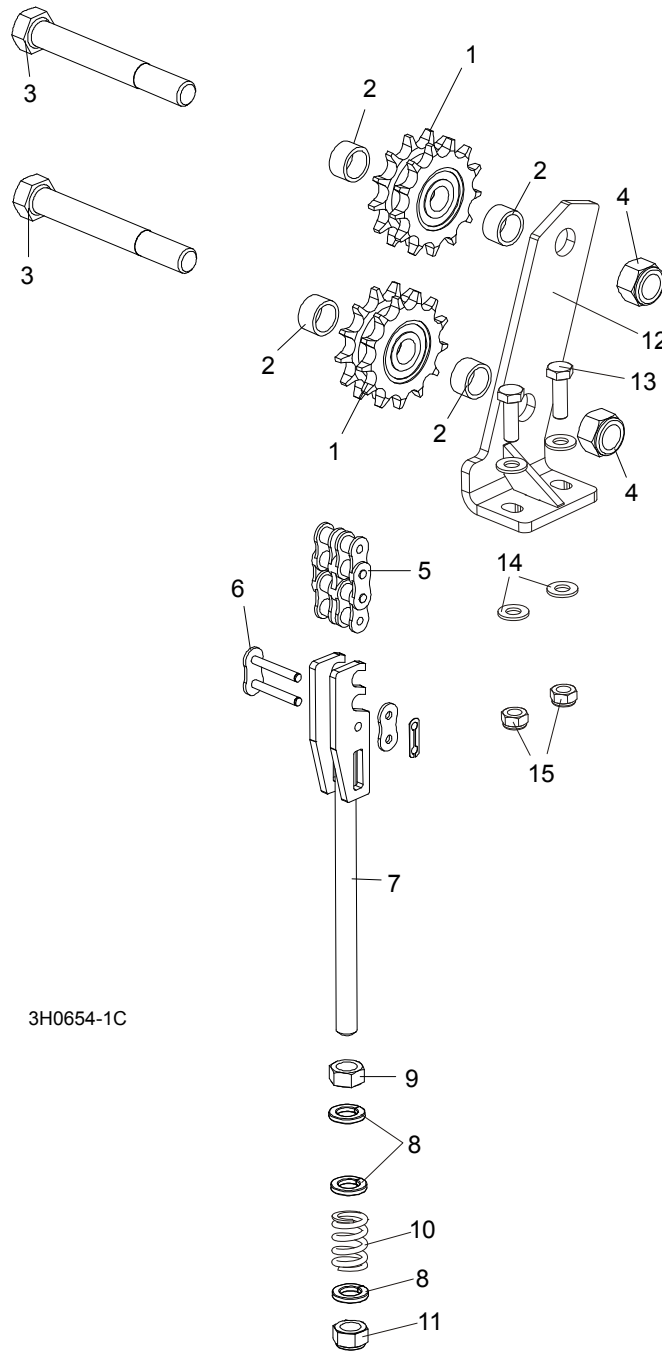
6.2 Blade Height Scale



REF	DESCRIPTION (◆ Indicates Parts Available In Assemblies Only)	PART #	QTY.
	SCALE, BLADE HEIGHT W/SCANNER	098882	1
1	Bracket, Scale Mounting	098890-1	1
2	Scale, 35" Quarter	093342	1
3	Decal, 35" Standard Quarter Scale	090716	1
	Decal, 35" Grade Hardwood Quarter Scale	090717	1
4	Scale, 35" Inch	093341	1
5	Decal, 35" Inch	090709	1
6	Strap, Scale Hold-Down	093134	1
7	Pin, 3x20 Roll	F81044-5	1
8	Screw, M6x16 Wing	F81001-16	2

9	Screw, M6x20- 4.8-B	F81001-31	4	
10	Washer, 6.5 Flat	F81053-11	7	
11	Nut, M6, Hex, Nylon Lock Zinc	F81031-2	2	
12	Washer, M6, Flat, Zinc	F81053-1	2	
13	Bracket, Scale Upper	098880-1	1	
14	Bracket, Scale Lower	098881-1	1	
15	Bolt, M6x16-8.8 Socket Head	F81001-21	4	
16	Washer, M6 Split Lock Zinc	F81053-3	4	
	Pointer Assembly, Fixed Scale	A12023	1	
17	Bracket, Fixed Scale Pointer Mount	087044-1	1	◆
18	Indicator, Blade Height Scale	094821	1	
19	Screw, M4x12 -5,8-B- Fe/Zn5	F81011-43	2	
20	Nut, M4-B Fe/Zn5	F81029-1	2	
21	Washer, 6.5 Flat	F81053-11	2	
22	Bolt, M6x12-8.8-Zinc	F81001-7	2	
23	Washer, 8.4 Flat	F81054-1	2	
24	Nut, M8-8-B Hex Lock	F81032-2	2	
	MAGNETIC STRIP ASSY	097774	1	
	Bar with Magnetic Strip	098173-1	1	
25	Magnetic Strip MB320 (1m)	096014-1	1	
26	Bar, Magnetic Strip	098173	1	
27	Bolt, M5 X 12-5.8-Fe/Zn5	F81000-5	2	
28	Washer, M5, Flat zinc	F81052-1	2	
	BRACKET, SENSOR COMPLETE	100620	1	
29	Bracket, Sensor	100599-1	1	
30	Bracket, Sensor	100619-1	1	
31	Bolt, M6x20-8.8 Hex Head Full Thread Zinc	F81001-2	2	
32	Washer, Z6.1 Split Lock Zinc	F81053-3	2	
33	Washer, 6.5 Flat Zinc	F81053-11	2	
34	Bolt, M5 X 12-5.8-Fe/Zn5, PN-M/82105	F81000-5	2	
35	Washer, 5.1 Split Lock Zinc	F81052-2	2	
36	Washer, 5.3 Flat Zinc	F81052-1	2	
	DECAL KIT, METRIC SCALE	K12064	1	
	Decal, Metric	S11711	1	
	Decal, Metric 16-40mm	P12040-1	1	
	Decal, Metric 45-63mm	P12040-2	1	

6.3 Up/Down Chain & Sprockets



3H0654-1C

REF	DESCRIPTION (◆ Indicates Parts Available In Assemblies Only)	PART #	QTY.
	SPROCKET KIT, UP/DOWN IDLER #50-2	016020	1
1	Sprocket, Up/Down Idler '98	016019	2
2	Washer, Sprocket Spacer	095927-1	4
	Instruction Sheet, Up/Down Idler Retrofit	016020-541	1
3	BOLT, 5/8-11 X 5" HEX HEAD GRADE 2	F05009-6	2
4	NUT, 5/8-11 HEX NYLON LOCK	F05010-34	2
5	CHAIN, #50-2 X 75.625" UP/DOWN	015259	1
6	LINK, #50-2 MASTER	015258	2

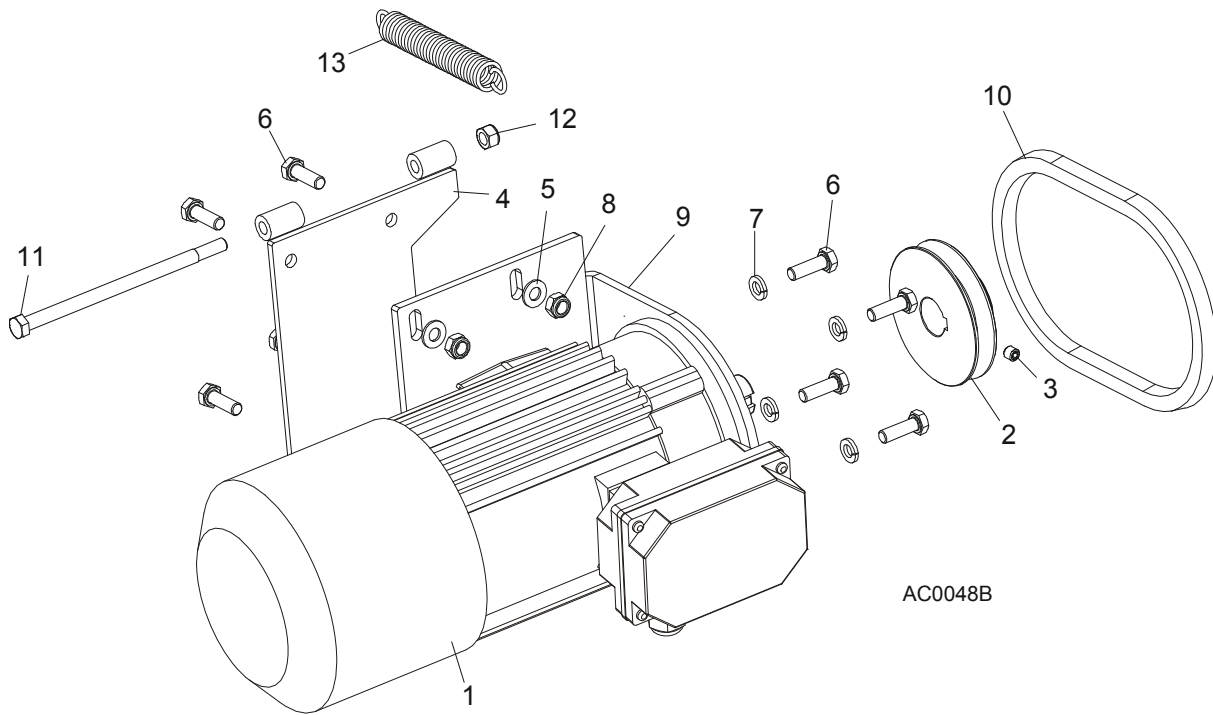


Up/Down System

Up/Down Chain & Sprockets

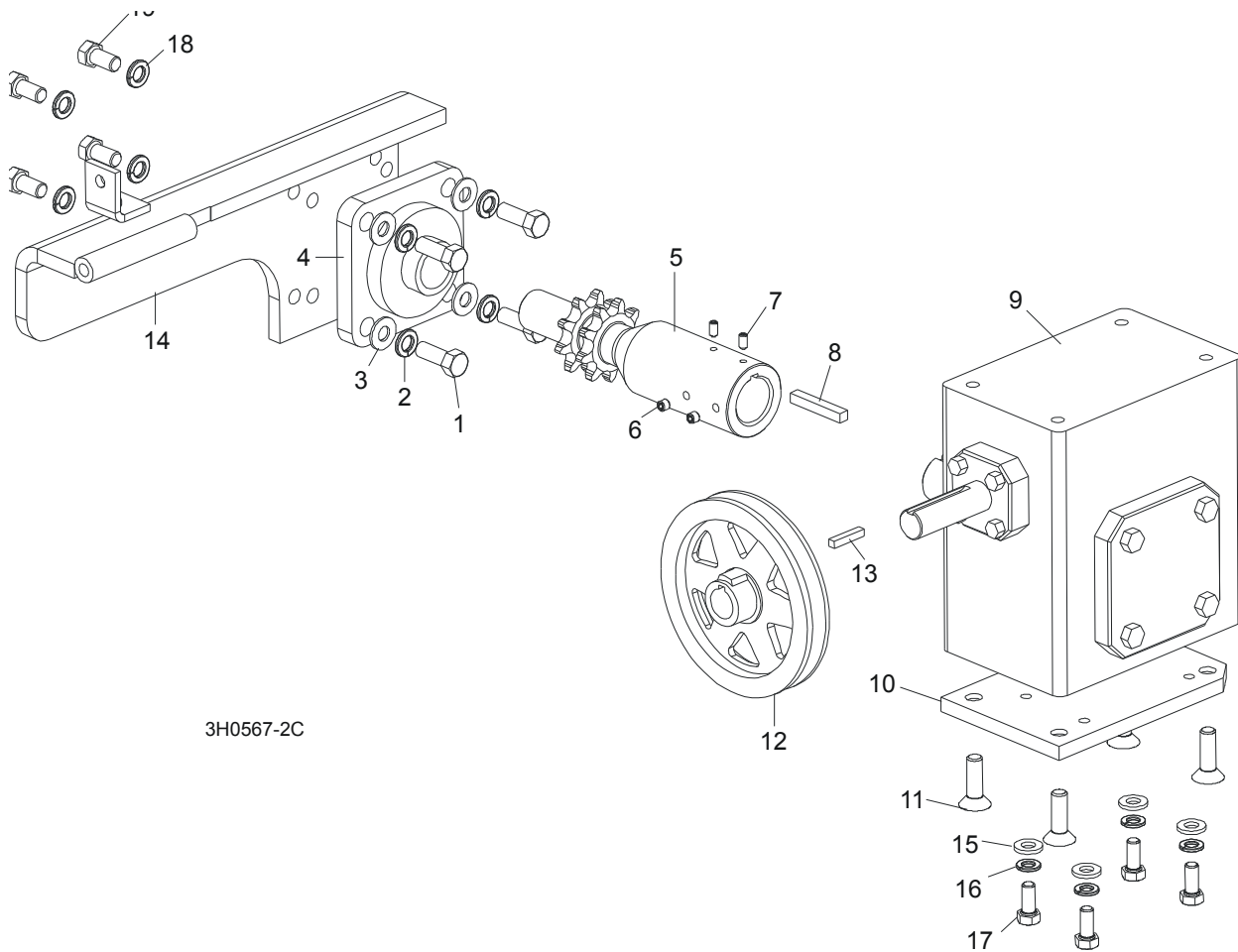
	TENSIONER ASSEMBLY, UP/DOWN CHAIN	094283	1	
7	Bracket, Up/Down Chain Tensioner	094281-1	1	◆
8	Washer, M12, Flat, Zinc	F81056-1	3	
9	Nut, M12-8-B Hex	F81034-1	1	
10	Spring, 14x30x3.2	090797	1	
11	Nut, M12, Hexagon, Nylon, Zinc, Lock	F81034-2	1	
12	PLATE SPROCKET U/D	507026-1	1	
13	BOLT,M8X25-8.8-B HEX HEAD FULL THRE	F81002-5	2	
14	WASHER, 8.4 FLAT,ZINC	F81054-1	4	
15	NUT,M8-8-B,HEX,NYLON LOCK ZINC	F81032-2	2	

6.4 Up/Down Motor Assembly, LT40 Series AH



REF	DESCRIPTION (◆ Indicates Parts Available In Assemblies Only)	PART #	QTY.
	UP/DOWN MOTOR ASSEMBLY, LT40AC	093023	1
1	Motor, SKh90-4S2 HPS 1,1kW, 1380obr./min 400V (w/brake)	098901	1
	BRAKE, H2SP-90.30 180V UP/DOWN LT40	083830	1
2	Pulley, AC Up/Down Motor Painted	086378-1	1
3	Screw, M8 x 8-33H Hex Socket Set Flat Point Zinc	F81014-1	1
4	Bracket Wdmt, Up/Down Motor	095738-1	1
5	Washer, 8.4 Split Lock	F81054-1	4
6	Bolt, M8 x 25 8.8 B Hex Head	F81002-4	8
7	Washer, 8.2 Split Lock	F81054-4	4
8	Nut, M8 8 B Hex	F81032-2	4
9	Bracket, AC Up/Down Motor Mount	086376-1	1
10	BELT, AX23	015257	1
11	BOLT, M8X160-8.8-B ZINC	F81002-22	1
12	NUT, M8-8-B NYLON LOCK HEX ZINC	F81032-2	1
13	SPRING, 3/4x 5x.095 EXTENSION	015569	1

6.5 Up/Down Drive Assembly

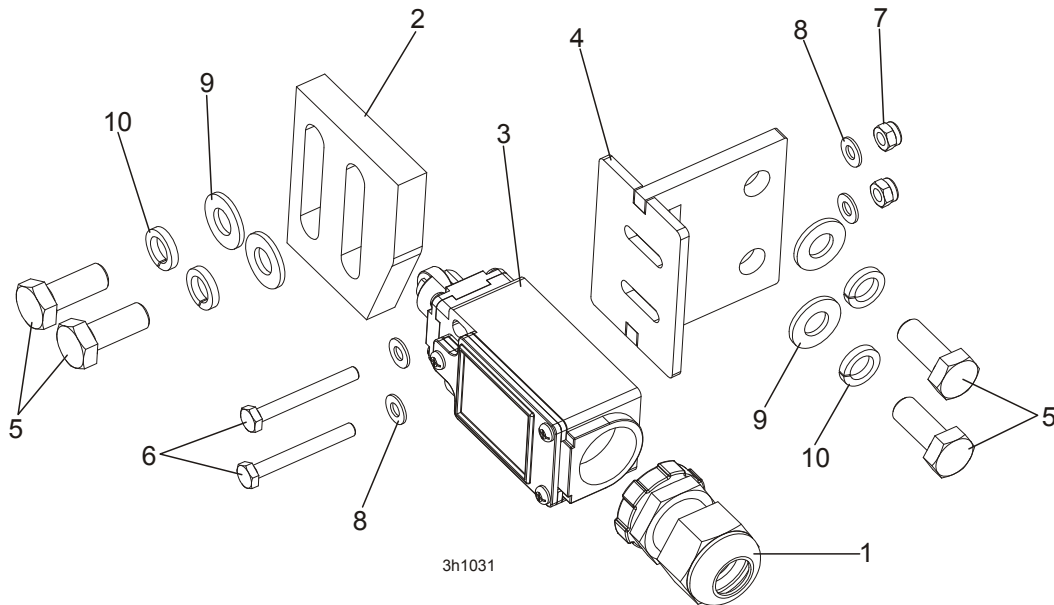


3H0567-2C

REF	DESCRIPTION (◆ Indicates Parts Available In Assemblies Only)	PART #	QTY.
	UP/DOWN DRIVE ASSEMBLY	092817	1
1	Bolt, 3/8-16 x 1" Hex Head	F05007-7	4
2	Washer, 10.2 Split Lock	F81055-2	4
3	Washer, 10.5 Flat	F81055-1	4
4	Bearing, Flanged Up/Down	014090	1
5	Shaft, Up/Down Sprocket	092816-1	1
6	Screw, M8 x 8-33H	F81014-1	2
7	Key, 1/4" Square x 1 11/16" Long	S04124	1
8	Spacer, Up/Down Shaft	016032	1
9	Reducer, Gear Box	518041	1
10	Plate, Gear Box Spacer	095894-1	1
11	Bolt, 3/8-16 x 1" Flat Socket Head	F05007-110	4
12	Pulley, Up/Down	015256	1
13	Key, 3/16" Square x 1" Long	S31027	1
14	Bracket Wdmt, Up/Down Bearing	095893-1	1
15	WASHER, 8.4 FLAT	F81054-1	4
16	WASHER, 8.2 SPLIT LOCK	F81054-4	4

17	BOLT, 5/16-18 X 1" HEX HEAD	F05006-5	4	
18	WASHER, 10.2 SPLIT LOCK	F81055-2	4	
19	BOLT, 3/8-16 X 3/4" HEX HEAD	F05007-27	4	
	OIL, 8 OZ. MOBIL SHC634 BOTTLED SYNTHETIC GEAR	L04869-4	1	

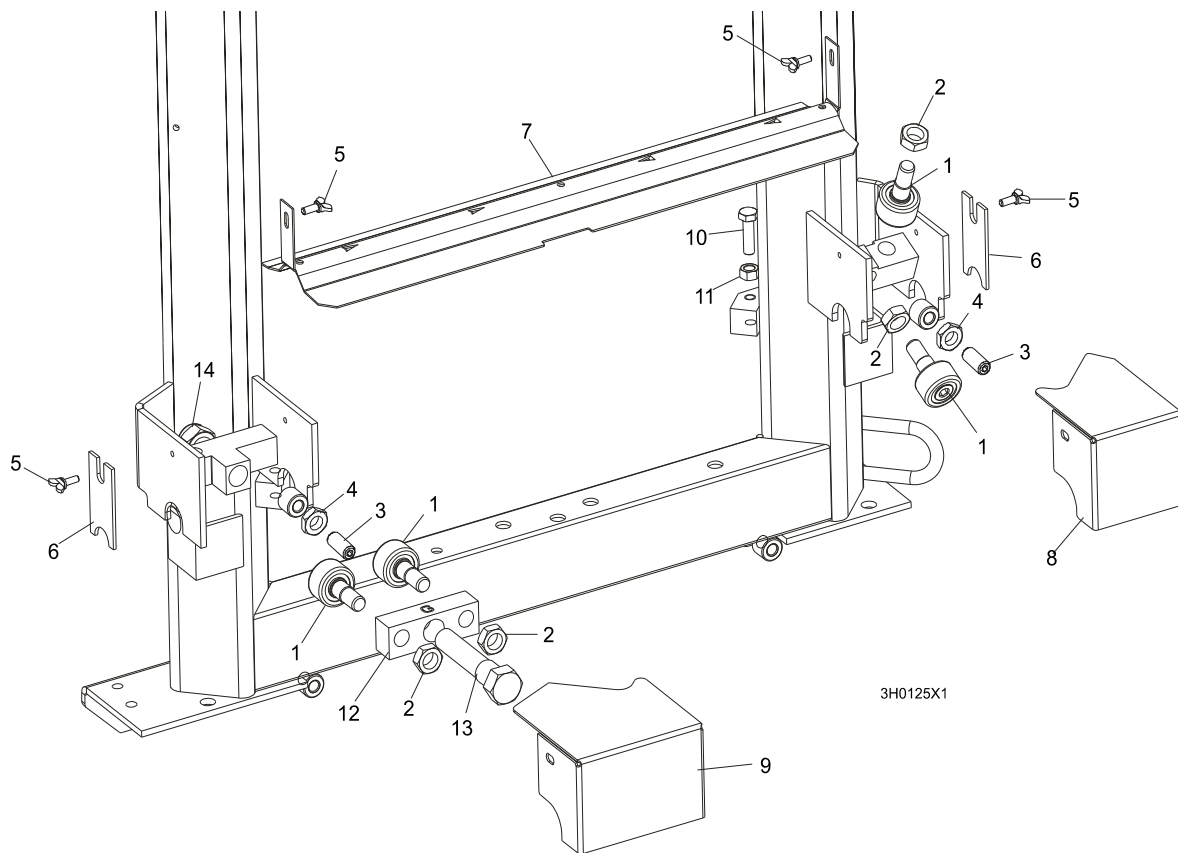
6.6 Safety Switches



REF	DESCRIPTION (◆ Indicates Parts Available In Assemblies Only)	PART #	QTY.	
	KIT, LT40 UP/DOWN LOWER SAFETY SWITCH	504038	1	
1	STUFFING-BOX, SKINTOP PG 13,5	086524	1	
2	CAM, LIMIT SWITCH	094229-1	1	
3	SWITCH, GLCB01C LIMIT	100910	1	
4	BRACKET, LT40 LOWER SAFETY SWITCH	504035-1	1	
5	BOLT, M8x20-8.8-B HEX HEAD FULL THREAD	F81002-4	4	
6	BOLT, M4x35-8.8 SOCKET HEAD ZINC	F81011-7	2	
7	NUT, M4-B FE/ZN5 PN-M/82175	F81029-1	2	
8	WASHER, 4.3 FE/ZN5 PN-M/82005	F81051-2	4	
9	WASHER, 8.4 FLAT ZINC	F81054-1	4	
10	WASHER, 8.2 SPLIT LOCK ZINC	F81054-4	4	

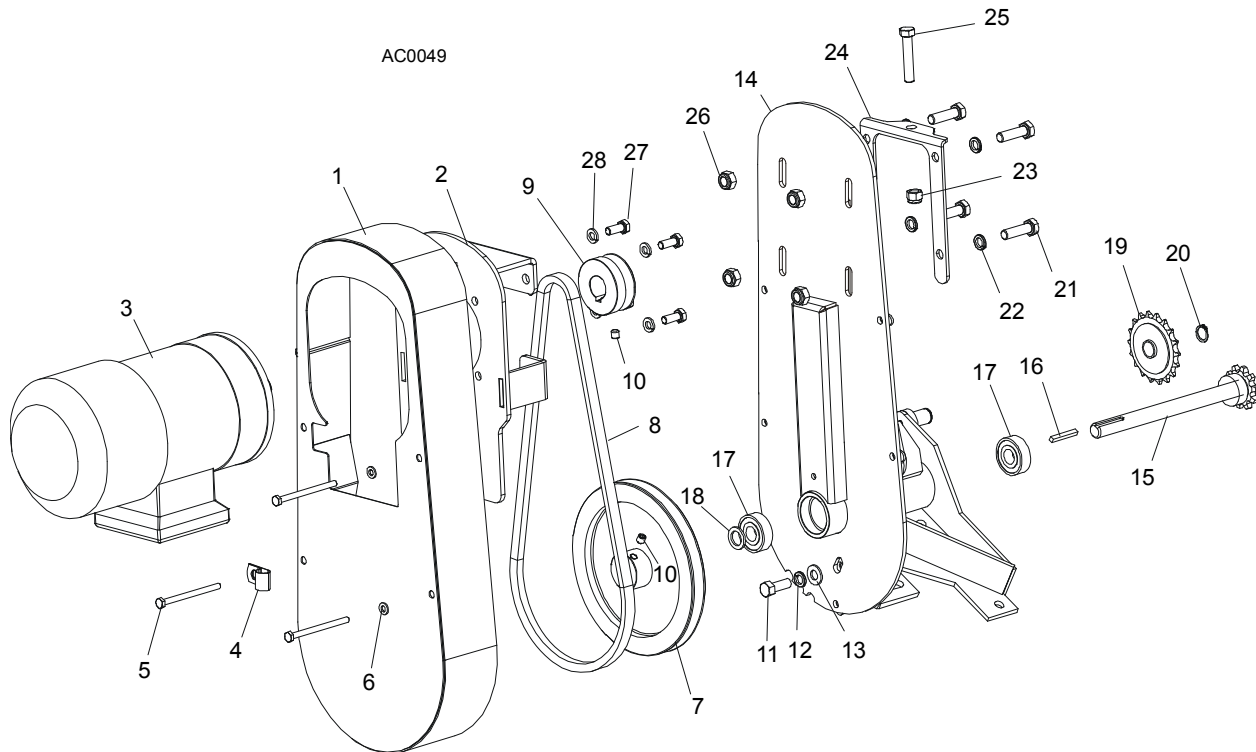
SECTION 7 POWER FEED & TRACK ROLLERS

7.1 Upper Track Rollers And Wipers



REF	DESCRIPTION (◆ Indicates Parts Available In Assemblies Only)	PART #	QTY.
1	ROLLER, TRACK CAM BEARING	P12843	4
2	NUT, 5/8-18 HEX JAM	F05010-11	4
3	SCREW, M12 X 30 OVAL POINT SET	F81004-14	2
4	NUT, M12-8-B HEX JAM	F81034-1	2
5	SCREW, M6 X 16 THUMB	F81001-16	4
6	WIPER, PLASTIC TRACK	M04113	2
7	COVER, LT40/70 MIDDLE TRACK - SERVICE	092868-S	1
	Cover, LT40/70 Middle Track Ptd	092868-1	1
	Strip, 3/16 X 2 X 23 Felt	S09915	1
8	HOUSING, UPPER TRACK ROLLER REAR	086913-1	1
9	HOUSING, UPPER TRACK ROLLER FRONT	086914-1	1
10	BOLT, M10 X 35-8.8 HEX HEAD	F81003-17	2
11	NUT, M10-8 HEX JAM	F81033-3	2
12	BRACKET, UPPER TRACK ROLLER	086859-1	1
13	BOLT, HEX HEAD	086911	1
14	NUT, M20-8 HEX	F81037-2	1

7.2 Power Feed Assembly, LT40 Series AH



REF	DESCRIPTION (◆ Indicates Parts Available In Assemblies Only)	PART #	QTY.
	POWER FEED ASSEMBLY, AC SUPER	086522	1
1	Cover Weldment, Top Power Feed	514732-1	1
2	Plate, Power Feed Motor	086390	1
3	Motor, 1100 W Power Feed Painted,AC Super	086530	1
4	Clamp, 1/2" EMT Coated	P07584	1
5	Bolt, M6 x 80 5.8 Hex Head Grade	F81001-61	4
6	Washer, 6.4 Flat	F81053-1	4
7	Sheave, Power Feed	086410-1	1
8	Belt, Power Feed	086532	1
9	Sheave, Feed Motor	086388-1	1
10	Screw, M8 X 8-33H Hex Socket Set Flat Point Zinc	F81014-1	2
11	Bolt, 3/8-16 x 1" Hex Head	F05007-7	1
12	Washer, 3/8" Split Lock	F05011-4	5
13	Washer, 3/8" Flat	F05011-3	5
14	Bracket, Power Feed Mount	015162	1
15	Shaft Weldment, Power Feed	015129	1
16	Key, 3/16" Square x 1 3/8" Long	016108	1
17	Bearing, 6203-2RSP6-5/8 CX	095087	2
18	Washer, 5/8" x 15/16" x .094" Nylon	F05011-19	1
19	Sprocket, 40 Idler 18T 5/8" ID	P04333	1
20	Ring, Z15	F81090-2	1
21	Bolt, M10x35-8.8Hex Head Full Thread Zinc	F81003-17	4
22	Washer, 10.2 Split Lock Zinc	F81055-2	1

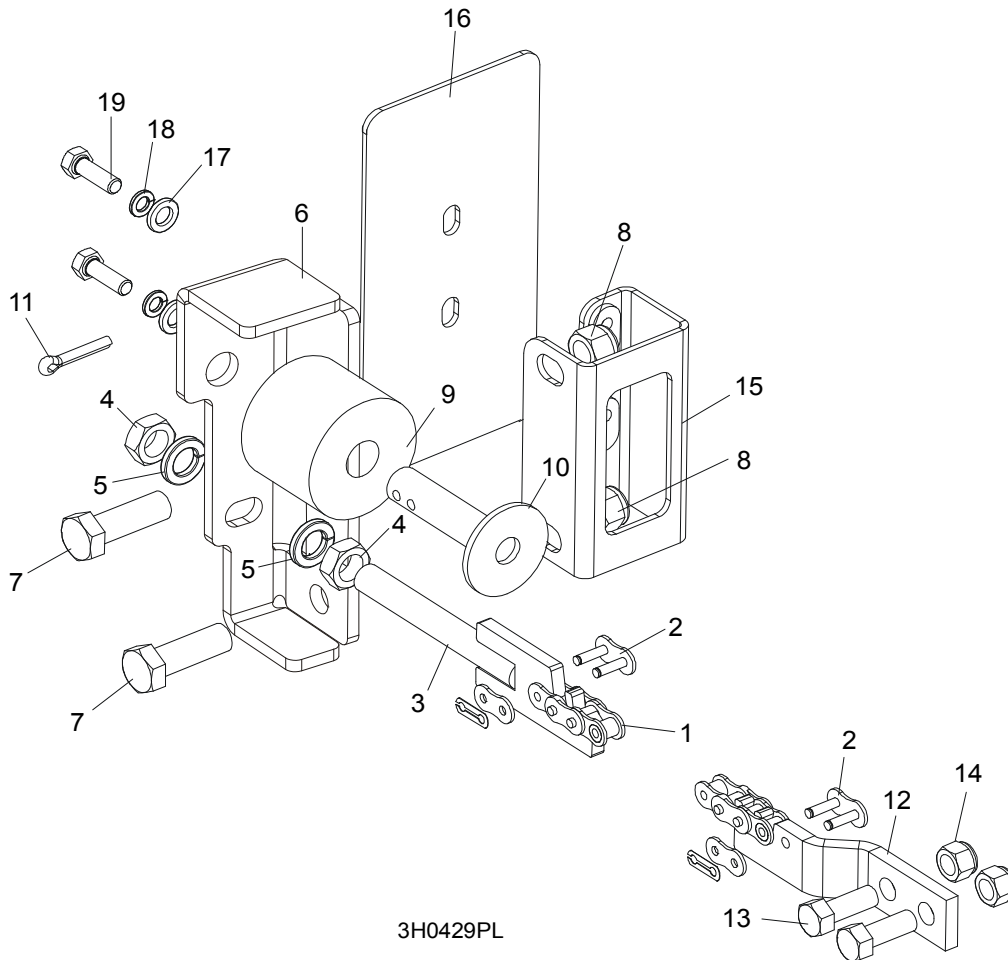


Power Feed & Track Rollers

Power Feed Assembly, LT40 Series AH

23	Nut, 3/8-16 Hex Nylon Lock	F05010-10	1	
24	Bracket, Power Feed Mount	015162-1	1	
25	Bolt, 3/8-16 x 2" Hex Head Full Thread Zinc	F05007-16	1	
26	Nut, M10-8-B Hex Nylon Zinc Lock	F81033-1	1	
27	Bolt, M8x20-8.8-B Hex Head Full Thread Zinc	F81002-4	4	
28	Washer, 8.2 Split Lock Zinc	F81054-4	4	

7.3 Feed Chain/Stop



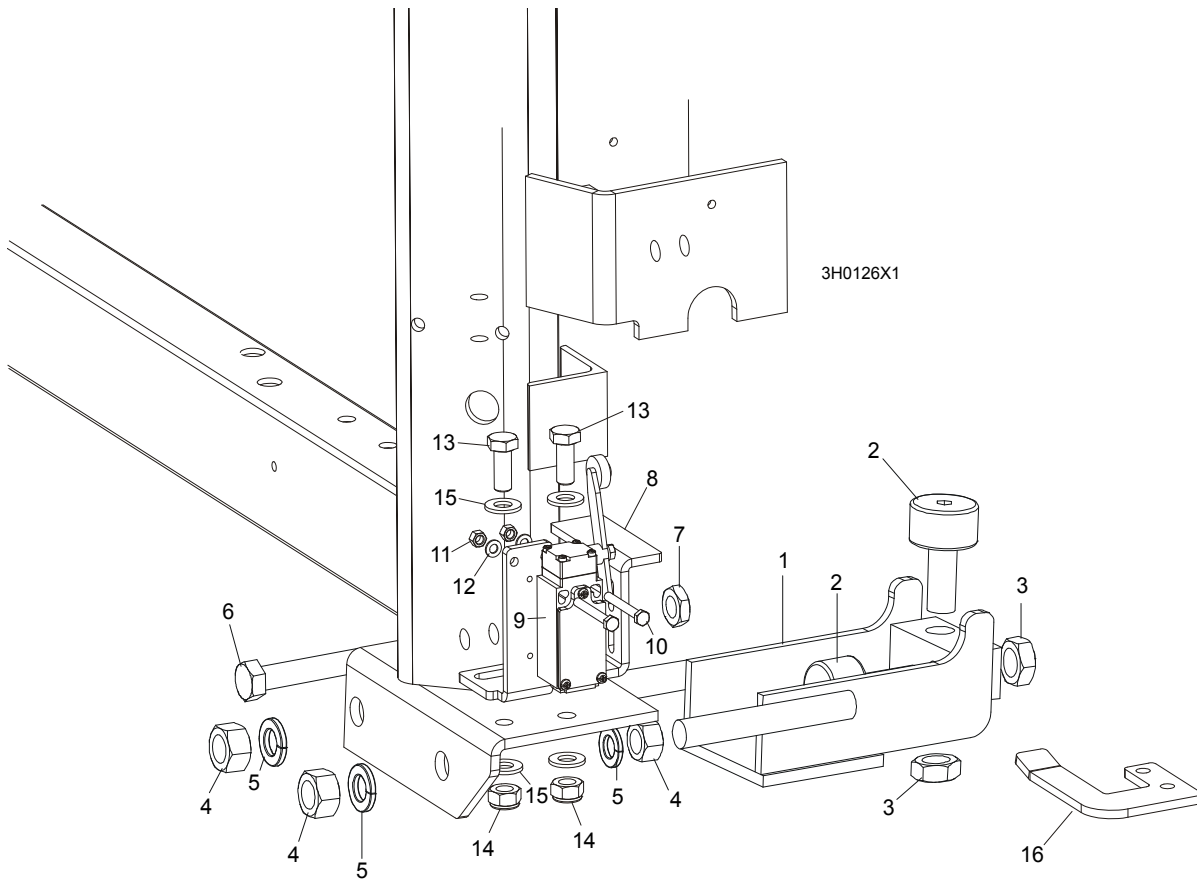
REF	DESCRIPTION (◆ Indicates Parts Available In Assemblies Only)	PART #	QTY.
	CHAIN KIT, LT40S FEED	K10408	1
	CHAIN KIT, LT40M FEED	K10410	1
1	Chain, #40 X 215" LT40S Feed	014744	1
	Chain, #40 X 267.5" LT40M Feed	014745	1
2	Link, #40 Master	P04200	2
3	Tensioner Weldment, Power Feed Chain	086818-1	1
4	Nut, M12-5 Hex Jam	F81034-4	2
5	Washer, 12.2 Split Lock	F81056-2	2
6	BRACKET, FEED CHAIN REAR MOUNT	087628-1	1
7	BOLT, M12 X 40 8.8 HEX HEAD GRADE 5	F81004-4	2
8	NUT, M12-8 HEX NYLON LOCK	F81034-2	2
	STOP KIT, RUBBER CARRIAGE	K09630	2
9	Stop, Rubber Carriage	P12165	1
10	Pin, Rubber Carriage Stop	W09293	1
11	Pin, 3/16" X 1" Cotter	F05012-21	1
12	BRACKET, FRONT FEED CHAIN MOUNT	095733-1	1
13	BOLT, 3/8-16 X 1" HEX HEAD	F05007-7	2
14	NUT, 3/8-16 HEX NYLON LOCK	F05010-10	2

7 Power Feed & Track Rollers

Feed Chain/Stop

15	BRACKET WELDMENT, REAR MAIN TUBE COVER MOUNT	087105-1	1	
16	COVER, REAR MAIN TUBE	015023	1	
17	WASHER, 8.4 FLAT	F81054-1	2	
18	WASHER, 8.2 SPLIT LOCK	F81054-4	2	
19	BOLT, 5/16-18 X 1" HEX HEAD	F05006-1	2	

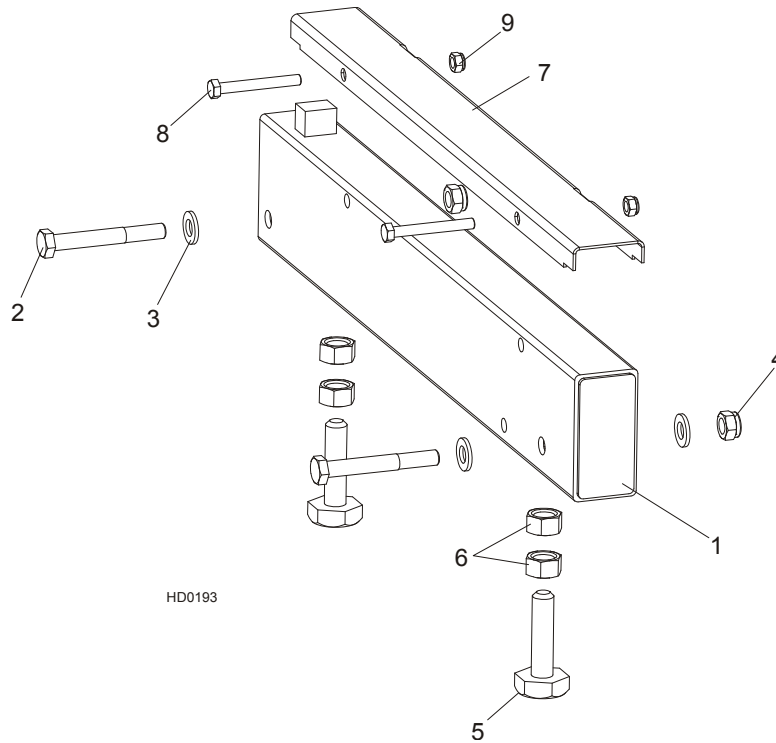
7.4 Lower Track Rollers



REF	DESCRIPTION (◆ Indicates Parts Available In Assemblies Only)	PART #	QTY.
	ROLLER ASSEMBLY, LOWER TRACK	098741	2
1	Bracket, Lower Track Roller Mounting	098740-1	1
2	Roller, Track Cam Bearing (McGill)	012797	2
3	Nut, 5/8-18 Hex Jam	F05010-11	2
4	Nut, M16, Hexagon, Grade 5.8 Plain	F81036-1	4
5	Washer, 16.3 Split Lock	F81058-2	4
6	BOLT, M12 X 55-8.8 HEX HEAD FULL THREAD	F81004-12	2
7	NUT, M12-8-B HEX JAM	F81034-1	2
8	BRACKET, POWER SUPPLY STRIP AND LIMIT SWITCH	086380-1	1
9	SWITCH, GLCB01A2B LIMIT	086469	1
10	BOLT, M5 X 40 8.8 HEX HEAD	F810000-11	2
11	NUT, M5-8	F81030-1	2
12	WASHER, 5.3 FLAT	F81052-1	2
13	BOLT, M10 X 25 8.8	F81003-11	2
14	NUT, M10 NYLON	F81033-1	2
15	WASHER, 10.5 FLAT	F81055-1	2
16	BRACKET, LIMIT SWITCH	091852-1	1

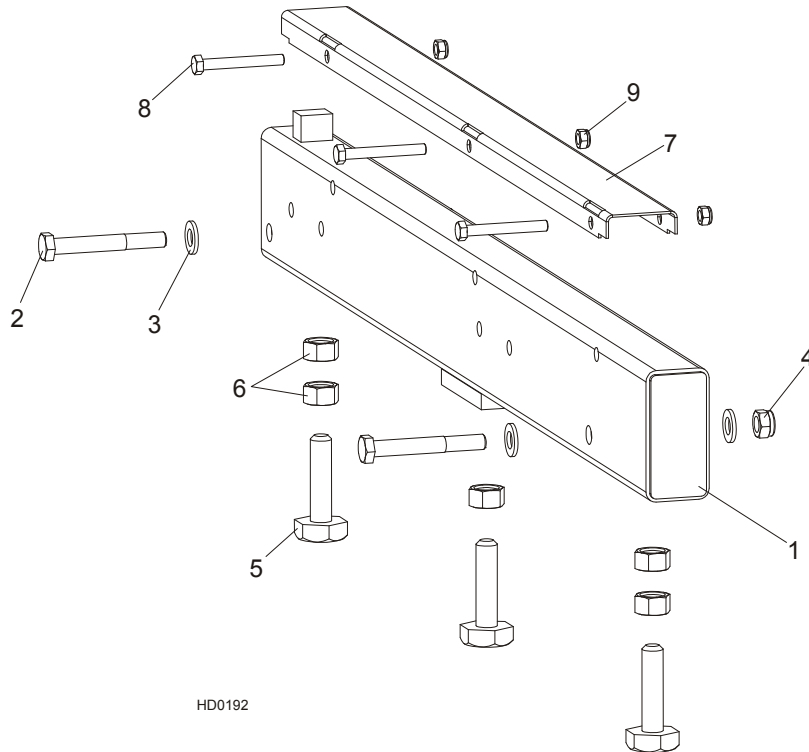
SECTION 8 BED FRAME ASSEMBLY

8.1 Bed Rail Assembly, Front (LT40/70M Super)



REF	DESCRIPTION (◆ Indicates Parts Available In Assemblies Only)	PART#	QTY.
1	BED RAIL ASSEMBLY, FRONT - LT70M SUPER	095646	1
2	Bolt, M12 x 90-8.8 Hex Head	F81004-2	2
3	Washer, 13 SAE Flat	F81056-1	4
4	Nut, M12-8 Hex Nylon Lock	F81034-2	2
5	Bolt, M16 Bed Rail Adjustment	505006	2
6	Nut, M16-5-B Hex Head Zinc	F81036-5	4
7	COVER, 22.75 SS LT50 PIVOT	S13012	1
8	BOLT, M8X65-5.8 ZINC HEX HEAD	F81002-3	2
9	NUT, M8-8-B HEX NYLON ZINC LOCK	F81032-2	2

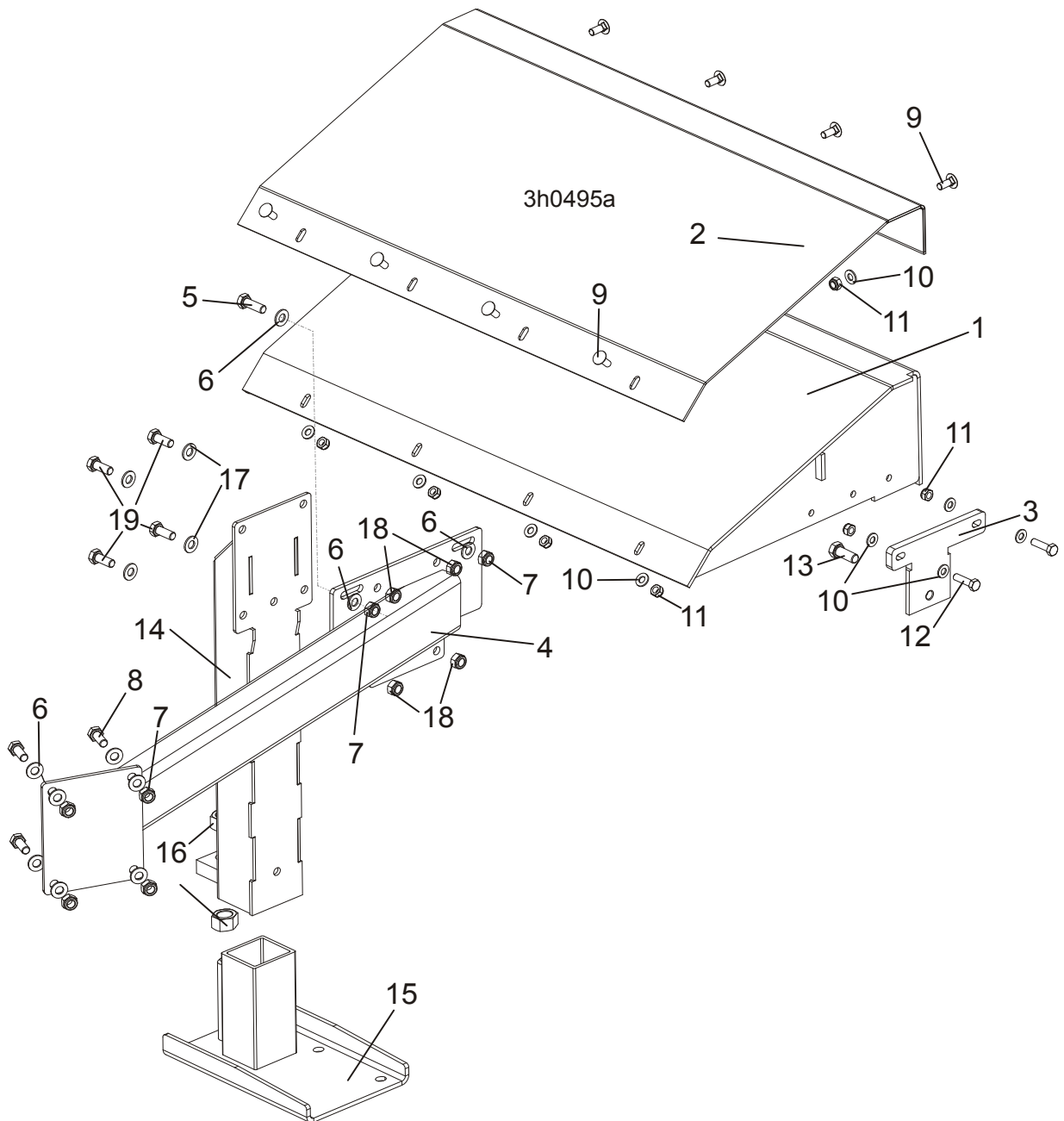
8.2 Bed Rail Assembly, Middle (LT40/70M Super)



HD0192

REF	DESCRIPTION (◆ Indicates Parts Available In Assemblies Only)	PART#	QTY.
1	BED RAIL ASSEMBLY, MIDDLE - LT70M SUPER	096478	1(4)
	BED RAIL ASSEMBLY, MIDDLE W/HOLE - LT70M SUPER	096993	1
	BED RAIL ASSEMBLY, MIDDLE (POWER ROLLER) - LT70M SUPER	095650	1
2	Bolt, M12 x 90-8.8 Hex Head	F81004-2	2
3	Washer, 13 SAE Flat	F81056-1	4
4	Nut, M12-8 Hex Nylon Lock	F81034-2	2
5	Bolt, M16 Bed Rail Adjustment	505006	3
6	Nut, M16-5-B Hex Head Zinc	F81036-5	5
7	COVER, STAINLESS STEEL BED RAIL	S09944	1
8	BOLT, M8X65-5.8 ZINC HEX HEAD	F81002-3	3
9	NUT, M8-8-B HEX NYLON ZINC LOCK	F81032-2	3

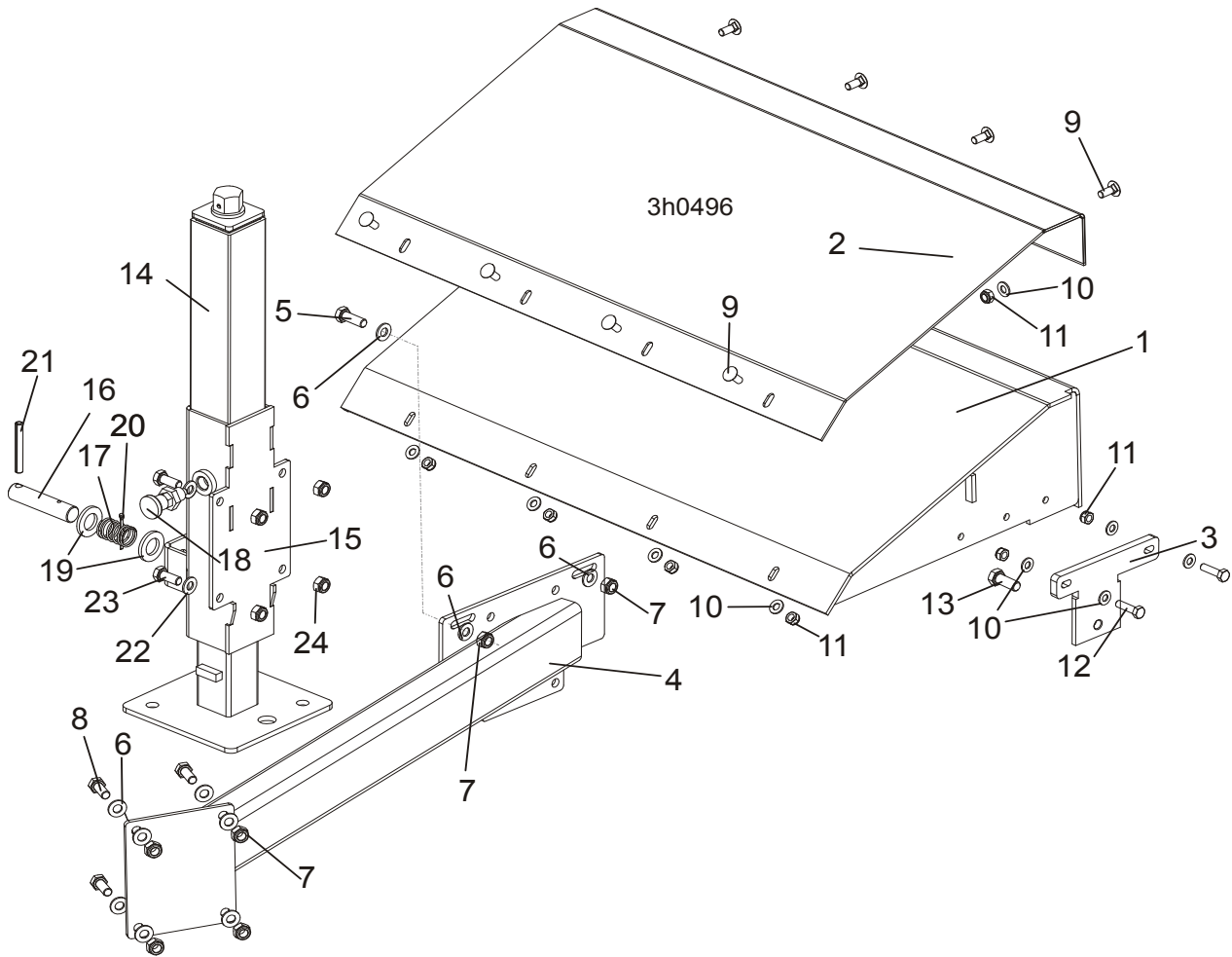
8.3 Board Removal Assembly, "Super" Series Stationary Sawmills w/"M" Frame



REF.	DESCRIPTION (◆ Indicates Parts Available In Assemblies Only)	PART#	QTY.
	BOARD REMOVAL ASSEMBLY, LT40" M" AH/DH2-7 SUPER	100662	1
	BOARD REMOVAL ASSEMBLY, LT70" M" AH/DH2-7 SUPER	100663	1
	BOARD REMOVAL ASSEMBLY See Section 4.3	087839-1	1
	BOARD REMOVAL ASSEMBLY See Section 4.3 (FOR LT70 SAWMILLS)	092757	1
	TABLE, "M" FRAME SUPER COMPLETE	100674	1
1	Table, "M" Frame	100672-1	1
2	Plate, Table Top	099946	1
3	Plate, "M" Frame Super Leg Mount	100675-1	1

4	Tube Weldment, "M" Frame Super Table Support	100670-1	1	
5	Bolt, M10x30-5.8 Hex Head Full Thread Zinc	F81003-2	2	
6	Washer, 10.5 Flat Zinc	F81055-1	12	
7	Nut, M10-8-B Hex Nylon Zinc Lock	F81033-1	6	
8	Bolt, M10x25-8.8 Hex Head Full Thread Zinc	F81003-11	4	
9	Bolt, M8x20-8.8 Carriage Head Zinc	F81002-11	8	
10	Washer, 8.4 Flat Zinc	F81054-1	13	
11	Nut, M8-8-B Hex Nylon Zinc Lock	F81032-2	10	
12	Bolt, M8x30-5.8 Hex Head Full Thread Zinc	F81002-2	2	
13	Bolt, M12x30-8.8 Hex Head Full Thread Zinc	F81004-22	1	
	LEG, LEFT STATIONARY ADJUSTABLE	501639	1	
14	Leg Weldment - Upper Part	500545-1	1	
15	Wide Foot - Adjustable Legs	501084-1	1	
16	Nut, M20-8 Hex Zinc	F81037-1	2	
17	Washer, 10.5 Flat Zinc	F81055-1	4	
18	Nut, M10-8-B Hex Nylon Zinc Lock	F81033-1	4	
19	Bolt, M10x25-8.8 Hex Head Full Thread Zinc	F81003-11	4	

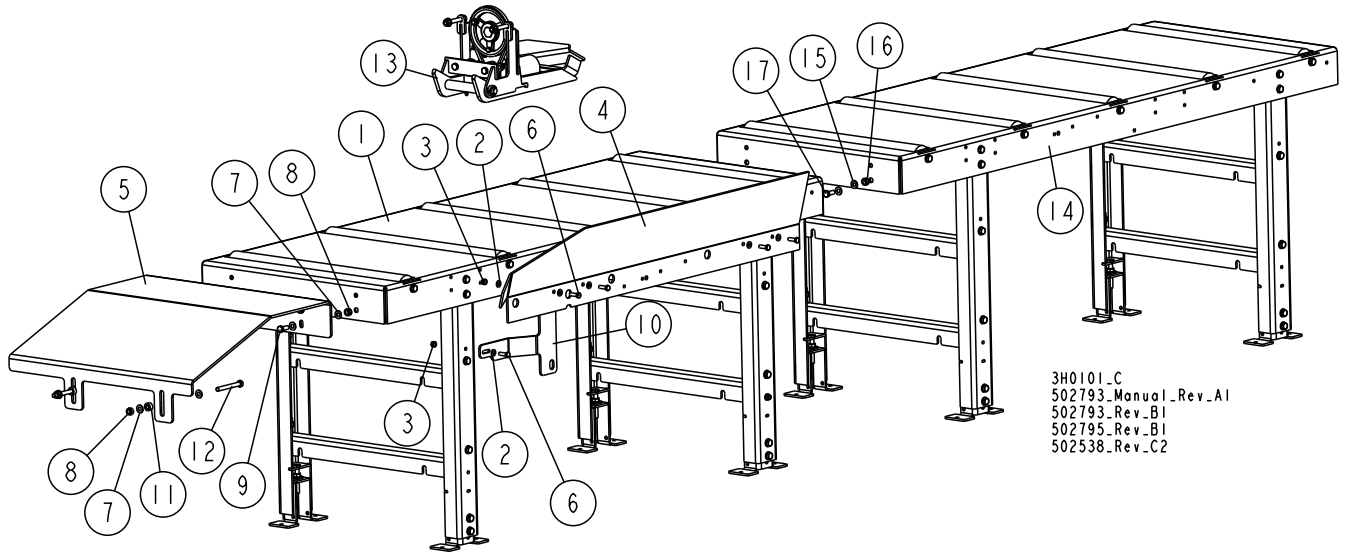
8.4 Board Removal Assembly, Portable "Super" Series Sawmills w/"M" Frame



REF.	DESCRIPTION (◆ Indicates Parts Available In Assemblies Only)	PART#	QTY.
	BOARD REMOVAL ASSEMBLY, LT40MAH/DHS2-7SUPER PORTABLE	506532	1
	BOARD REMOVAL ASSEMBLY, LT70MAH/DHS2-7SUPER PORTABLE	506533	1
	BOARD REMOVAL ASSEMBLY See Section 4.3	087839-1	1
	BOARD REMOVAL ASSEMBLY See Section 4.3 (FOR LT70 SAWMILLS)	092757	1
	TABLE ASSEMBLY, "M" FRAME SUPER PORTABLE	506534	1
1	Table, "M" Frame	100672-1	1
2	Plate, Table Top	099946	1
3	Plate, "M" Frame SUPER Leg Mount	100675-1	1
4	Tube Weldment, "M" Frame Super Table Support	100670-1	1
5	Bolt, M10x30-5.8 Hex Head Full Thread Zinc	F81003-2	2
6	Washer, 10.5 Flat Zinc	F81055-1	12
7	Nut, M10-8-B Hex Nylon Zinc Lock	F81033-1	6
8	Bolt, M10x25-8.8 Hex Head Full Thread Zinc	F81003-11	4
9	Bolt, M8x20-8.8 Carriage Head Zinc	F81002-11	8
10	Washer, 8.4 Flat Zinc	F81054-1	13
11	Nut, M8-8-B Hex Nylon Zinc Lock	F81032-2	10
12	Bolt, M8x30-5.8 Hex Head Full Thread Zinc	F81002-2	2

13	Bolt, M12x30-8.8 Hex Head Full Thread Zinc	F81004-22	1	
	LEG, COMPLETE SIDE FAO	094583	1	
14	BASE WELDMENT, FINE ADJUST OUTRIGGER LEG	093589	1	
15	GUIDE WELDMENT, SIDE FAO LEG	504243-1	1	
16	PIN, OUTRIGGER ZINC-PLATED	087012-1	1	
17	SPRING, 21 DIA.x38x2 ZINC-PLATED	087040	1	
18	PIN, DETENT	090197	1	
19	WASHER, 21 FLAT ZINC	F81059-2	2	
20	PIN, S-Zn 4x25 COTTER	F81043-2	1	
21	PIN, 8x65 ROLL ZINC	F81046-1	1	
22	WASHER, 10.5 FLAT ZINC	F81055-1	4	
23	BOLT, M10x25-8.8 HEX HEAD FULL THREAD ZINC	F81003-11	4	
24	NUT, M10-8-B HEX NYLON ZINC LOCK	F81033-1	4	

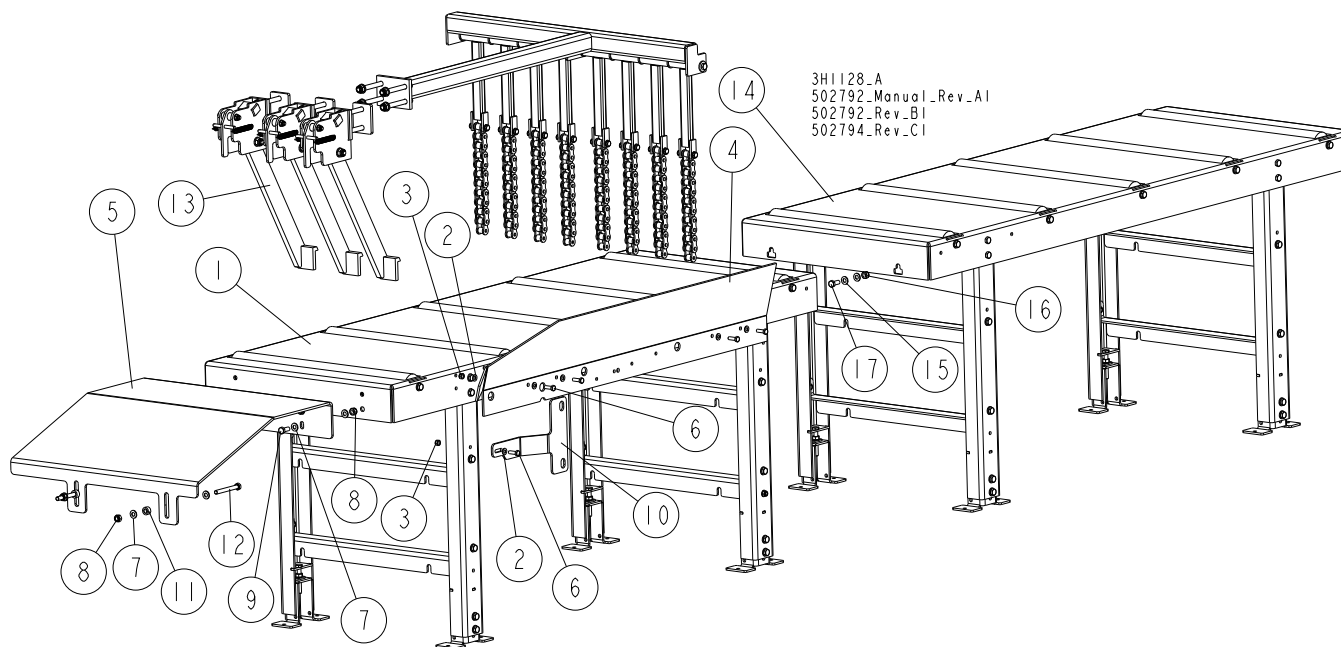
8.5 Board Return Assembly - (LT40M Super Option)



3H0101.C
502793_Manual_Rev.A1
502793_Rev.B1
502795_Rev.B1
502538_Rev.C2

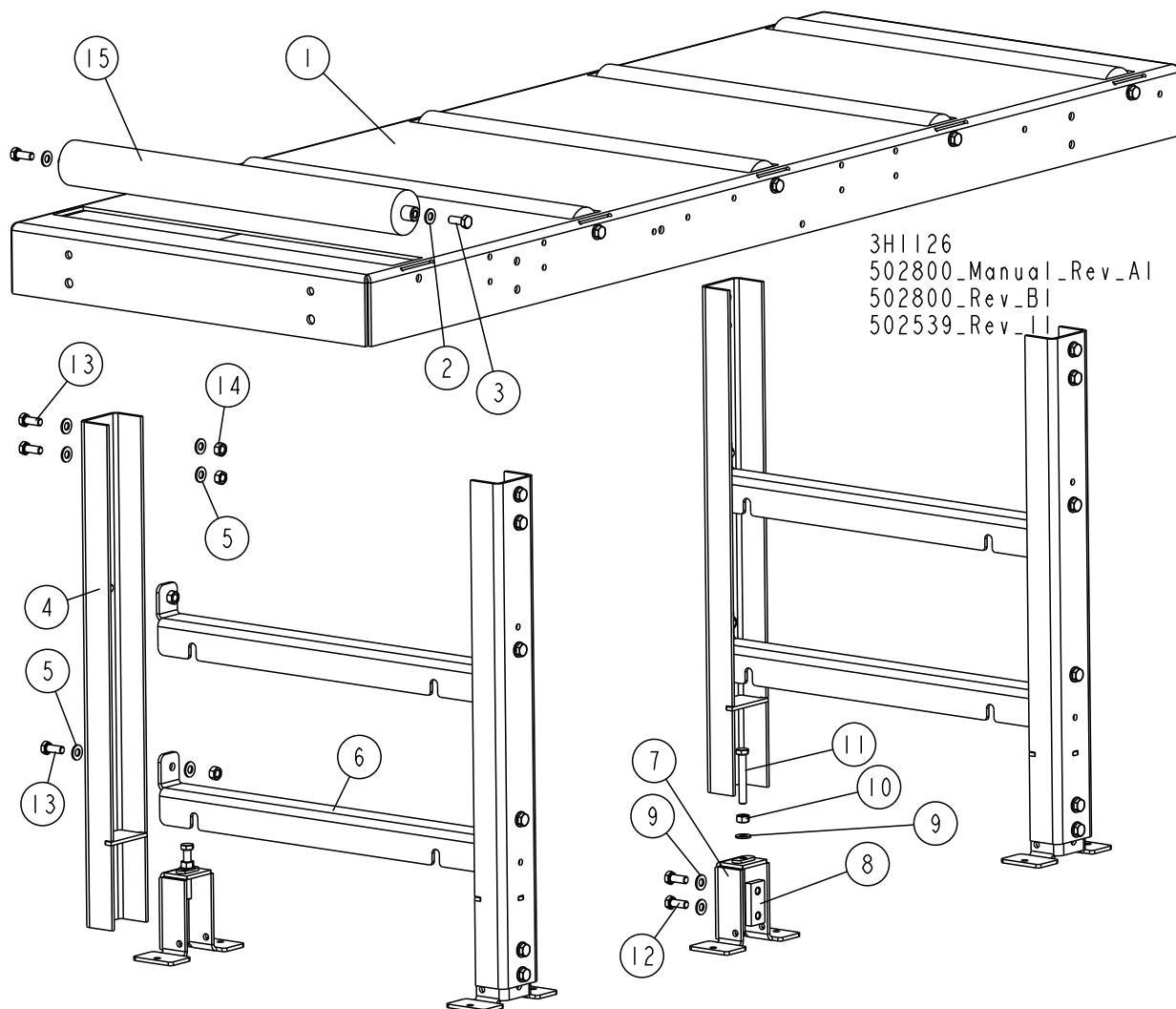
REF	DESCRIPTION (◆ Indicates Parts Available In Assemblies Only)	PART #	QTY.
	TABLE, LT40M SUPER DOUBLE	502793	1
	TABLE, LT40M SUPER LONG	502795	1
	TABLE, M FRAME MODULE REAR	502538	1
1	TABLE, M FRAME MODULE REAR See Section 8.7	502539	1
2	WASHER, 8.4 FLAT ZINC	F81054-1	13
3	NUT, M8-8-B HEX NYLON ZINC LOCK	F81032-2	8
4	BRACKET, BOARD RETURN TABLE	501978-1	1
5	PLATE, FRONT, BOARD RETURN TABLE	502811-1	1
6	BOLT, M8X25-8.8-B HEX HEAD FULL THREAD	F81002-5	5
7	WASHER, 10.5 FLAT ZINC	F81055-1	12
8	NUT, M10-8-B NYLON HEX ZINC LOCK	F81033-1	6
9	BOLT, M10x25-8.8-Fe/Zn5 PN-M/82101	F81003-11	4
10	CONNECTOR M-SUPER FRAME- TABLE	511685-1	1
11	BUSHING, ZINC-PLATED SPACER	090936-1	2
12	BOLT, M10X90-8.8-B HEX HEAD ZINC	F81003-66	2
13	BOARD RETURN ASSEMBLY See Section 4.3	087839-1	1
14	WASHER, 10.5 FLAT ZINC	F81055-1	4
15	NUT, M10-8-B NYLON HEX ZINC LOCK	F81033-1	2
16	BOLT, M10x25-8.8-Fe/Zn5 PN-M/82101	F81003-11	2

8.6 Board Return Assembly - (LT70M Super Option)



REF	DESCRIPTION (◆ Indicates Parts Available In Assemblies Only)	PART #	QTY.
	TABLE, LT70M SUPER DOUBLE	502792	1
	TABLE, LT40M SUPER LONG	502794	1
	TABLE, M FRAME MODULE REAR	502538	1
1	TABLE, M FRAME MODULE REAR See Section 8.7	502539	1
2	WASHER, 8.4 FLAT ZINC	F81054-1	13
3	NUT, M8-8-B HEX NYLON ZINC LOCK	F81032-2	8
4	BRACKET, BOARD RETURN TABLE	501978-1	1
5	PLATE, FRONT, BOARD RETURN TABLE	502811-1	1
6	BOLT, M8X25-8.8-B HEX HEAD FULL THREAD	F81002-5	5
7	WASHER, 10.5 FLAT ZINC	F81055-1	12
8	NUT, M10-8-B NYLON HEX ZINC LOCK	F81033-1	6
9	BOLT, M10x25-8.8-Fe/Zn5 PN-M/82101	F81003-11	4
10	CONNECTOR M-SUPER FRAME- TABLE	511685-1	1
11	BUSHING, ZINC-PLATED SPACER	090936-1	2
12	BOLT, M10X90-8.8-B HEX HEAD ZINC	F81003-66	2
13	BOARD RETURN ASSEMBLY See Section 4.5	092757	1
14	TABLE, M FRAME MODULE REAR	502539	1
15	WASHER, 10.5 FLAT ZINC	F81055-1	4
16	NUT, M10-8-B NYLON HEX ZINC LOCK	F81033-1	2
17	BOLT, M10x25-8.8-Fe/Zn5 PN-M/82101	F81003-11	2

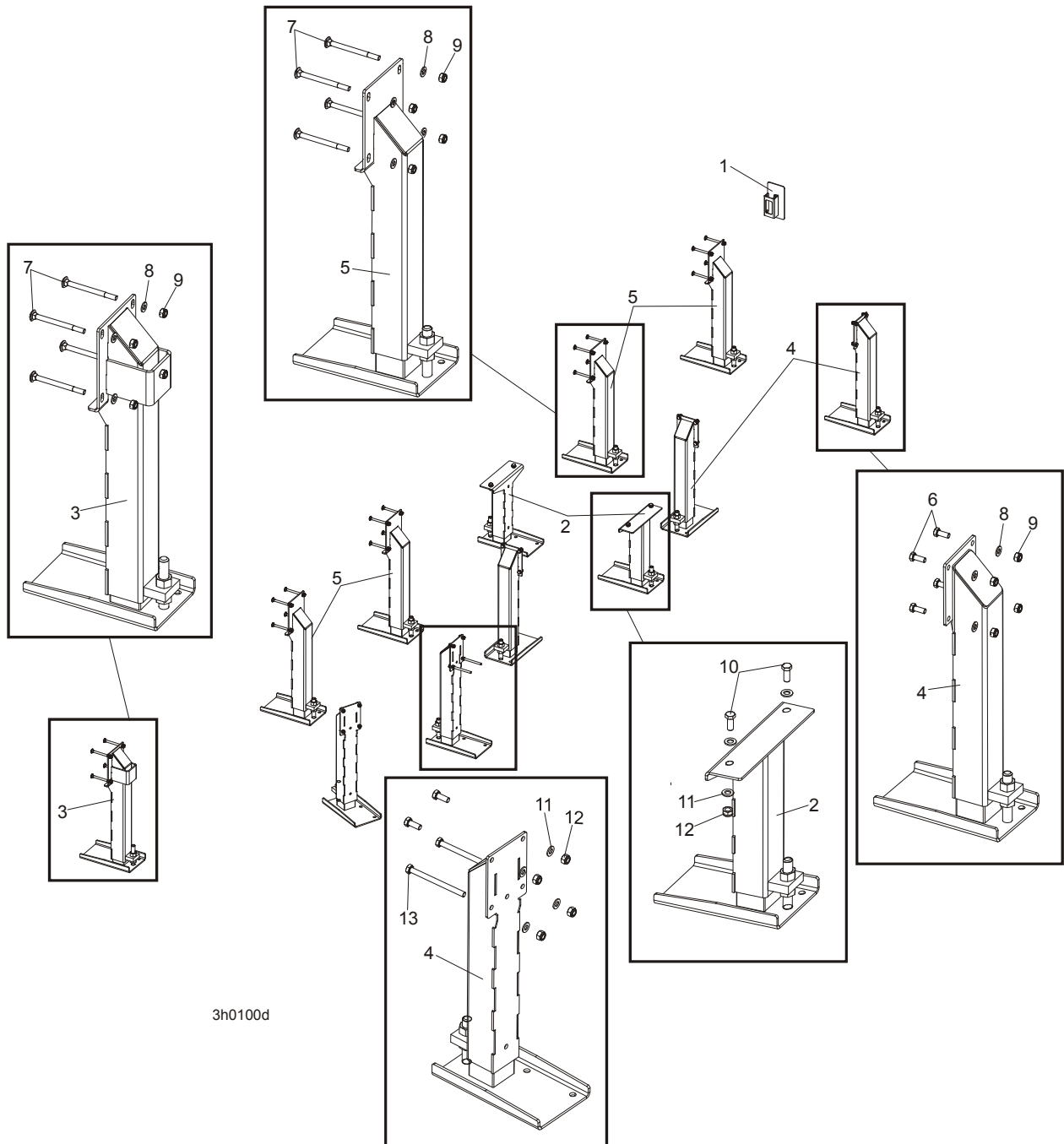
8.7 Long Table



L.P.	OPIS (◆ wskazuje części dostępne jedynie w zespołach)	NUMER KAT.	SZT.
	LONG TABLE, "M" FRAME	502539	1
1	TABLE WLDMT, BOARD RETURN	512488-1	1
2	Washer, 10.5 Flat	F81055-1	10
3	BOLT, M10-1.5X25MM HH GR8.8	F81003-11	10
	LEG, TABLE COMPLETE	501974	2
4	LEG, TABLE	501976	2
5	Washer, 10.5 Flat	F81055-1	15
6	CROSS-BAR, TABLE	500074-1	2
	COMPLETE, ADJUSTABLE LEG FOOT	101014	2
7	FOOT, LEG ADJUSTABLE	101022-1	1
8	PLATE, M10 CLAMPING ZINC-PLATED	101242-1	1
9	Washer, 10.5 Flat	F81055-1	3
10	NUT, M10-8-B-HEX ZINC	F81033-3	1
11	BOLT, M10x70-8.8-HEX HEAD FULL THREAD ZINC	F81003-20	1

L.P.	OPIS (◆ wskazuje części dostępne jedynie w zespołach)	NUMER KAT.	SZT.	
12	BOLT, M10x25-8.8-HEX HEAD FULL THREAD ZINC	F81003-11	2	
13	BOLT, M10x25-8.8-HEX HEAD FULL THREAD ZINC	F81003-11	8	
14	NUT, M10-8-B-HEX ZINC	F81033-3	8	
15	ROLLER 63.5/20X590	501090-1	5	

8.8 Stationary Leg Kit, M Super Frame

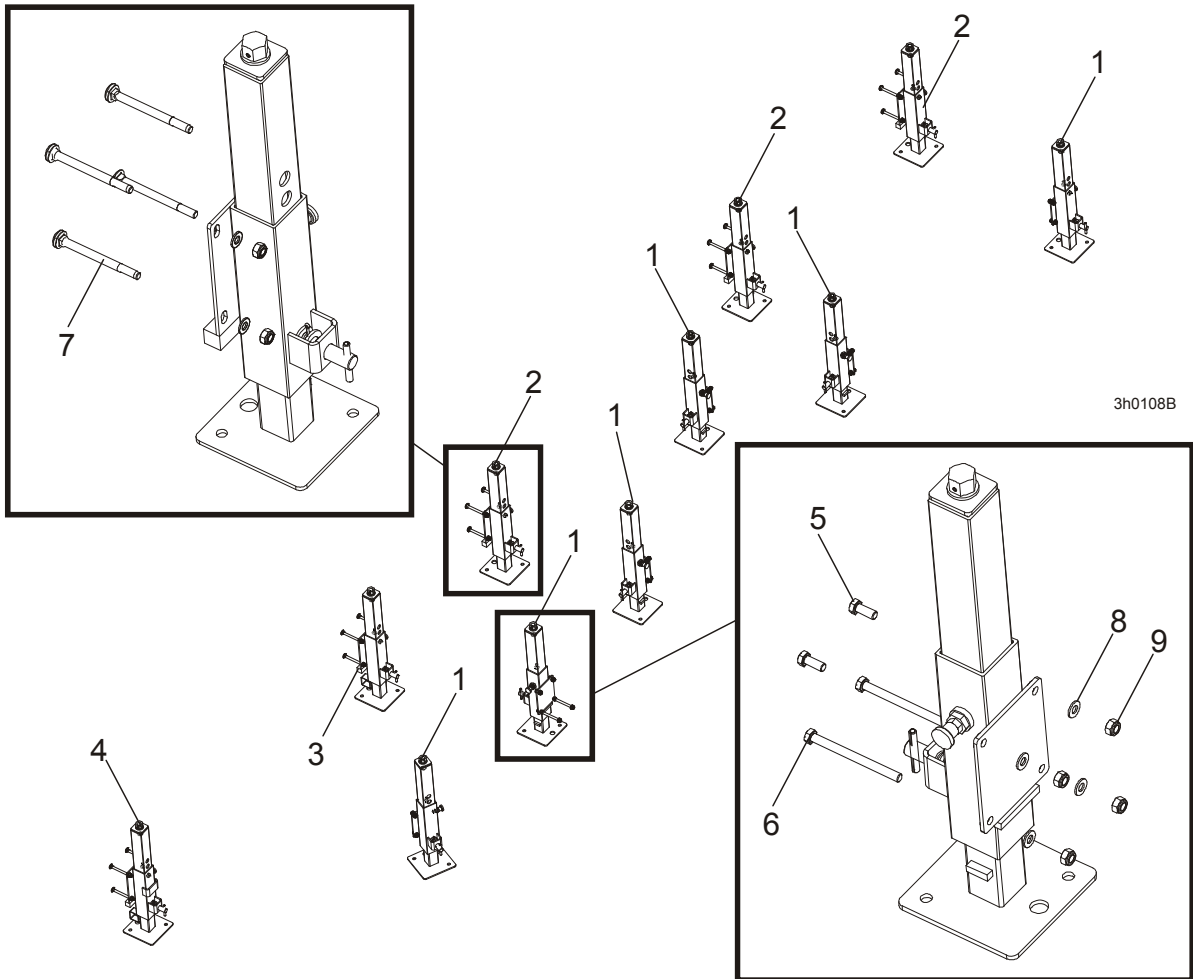


3h0100d

REF	DESCRIPTION (◆ Indicates Parts Available In Assemblies Only)	PART #	QTY.
	STATIONARY LEG KIT, M SUPER FRAME	097299	1
1	COVER ASSEMBLY, MAIN TUBE	093052	1
2	LEG, OUTRIGGER STATIONARY MIDDLE	501637	2
3	LEG, OUTRIGGER STATIONARY W/BOARD RETURN TABLE BRACKET	501638	1
4	LEG, OUTRIGGER STATIONARY LEFT	501639	5
5	LEG, OUTRIGGER STATIONARY RIGHT	501640	4
6	Bolt, M10-1.5x25mm HH Gr8.8	F81003-11	20

7	BOLT, M10X120 8.8 FE/ZN5	F81003-33	20	
8	WASHER, 10.5 FLAT ZINC	F81055-1	40	
9	NUT, M10-8-B HEX NYLON ZINC LOCK	F81033-1	40	
10	BOLT, M12X30-8.8 HEX HEAD FULL THREAD ZINC	F81004-22	4	
11	WASHER, 13 FLAT ZINC	F81056-1	8	
12	NUT, M12-8 HEX NYLON ZINC LOCK	F81034-2	4	
13	BOLT, M10x125-8.8 HEX HEAD ZINC	F81003-18	2	

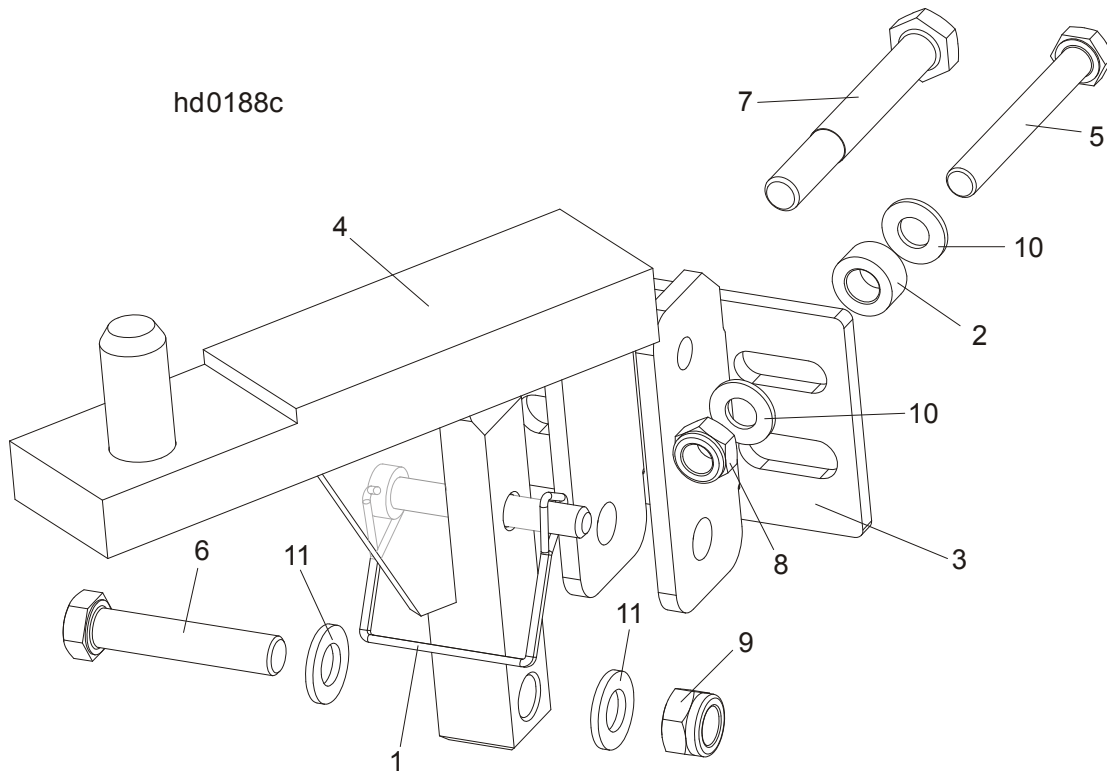
8.9 Outrigger Leg Kit, M Super Frame



REF	DESCRIPTION (◆ Indicates Parts Available In Assemblies Only)	PART#	QTY.	
	OUTRIGGER LEG KIT, M SUPER FRAME	095707	1	
1	FINE ADJUST OUTRIGGER ASSEMBLY, SIDE	094583	6	
2	FINE ADJUST OUTRIGGER ASSEMBLY, MIDDLE AND REAR	094584	3	
3	FINE ADJUST OUTRIGGER ASSEMBLY, S & M FRAME	094586	1	
4	FINE ADJUST OUTRIGGER ASSEMBLY, FRONT	094587	1	
5	BOLT, M10-1.5X25MM HH GR8.8	F81003-11	18	
6	BOLT, M10x125-8.8 HEX HEAD ZINC	F81003-18	2	
7	BOLT, M10X120 8.8 FE/ZN5	F81003-33	16	
8	WASHER, 10.5 FLAT ZINC	F81055-1	36	

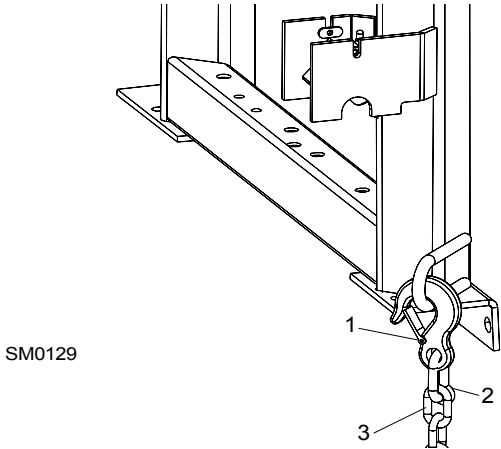
9	NUT, M10-8-B HEX NYLON ZINC LOCK	F81033-1	36
---	----------------------------------	----------	----

8.10 LT40/70M Saw Head Rest Pin Assembly



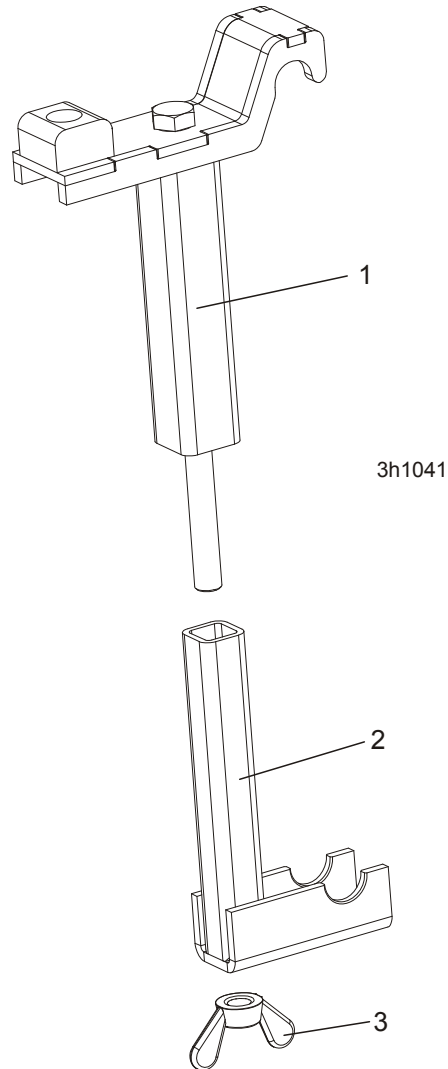
REF	DESCRIPTION (◆ Indicates Parts Available In Assemblies Only)	PART#	QTY.
	SAW HEAD REST PIN W/LATCH CLAMP, LT70S/M	094660	1
1	PIN, 3/8 x 2 1/4 SQ WIRE LOCK	014151	1
2	BUSHING, ZINC-PLATED SPACER	090936-1	1
3	BRACKET, LT40 SAW HEAD REST PIN MOUNT	092765-1	1
4	PIN WLDMT, LT70S/M SAW HEAD REST	094658-1	1
5	BOLT, M10 X 80 -8.8- FE/ZN5 HEX HEAD	F81003-50	1
6	BOLT, M12X60MM, HEX HEAD GR 8.8	F81004-5	1
7	BOLT, M12x95 -8.8- HEX HEAD ZINC-PLATED	F81004-29	1
8	NUT, M10-8-B HEX NYLON ZINC LOCK	F81033-1	1
9	NUT, M12-8 HEX NYLON ZINC LOCK	F81034-2	1
10	WASHER, 10.5 FLAT ZINC	F81055-1	2
11	WASHER, 13 FLAT ZINC	F81056-1	2

8.11 Tie Down Chain Assembly



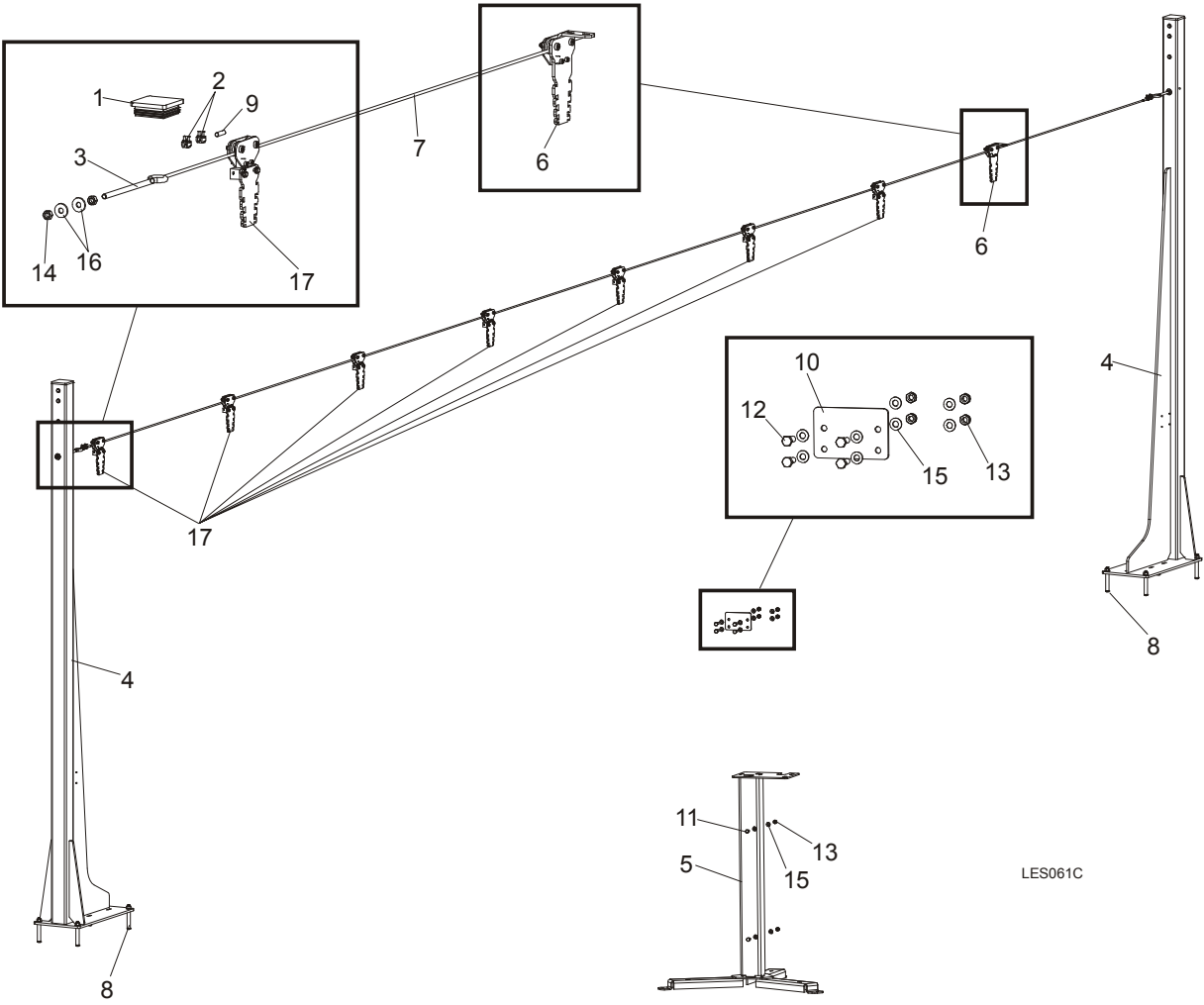
REF	DESCRIPTION (◆ Indicates Parts Available In Assemblies Only)	PART #	QTY.
	CHAIN ASSEMBLY, TIE DOWN	A04376-1	1
1	Hook, 5/8" Safety Chain	P12075	1
2	Screw Closed Chain Link, 10	100767	1
3	Chain, N-10 x 35, 6 Links	100951	1

8.12 Blockade Control Box LT40



REF	DESCRIPTION (◆ Indicates Parts Available In Assemblies Only)	PART #	QTY.
	BLOCKADE CONTROL BOX LT40/70 (M SUPER FRAME)	506987	1
1	UPPER CONTROL BOX BLOCKADE	506983-1	1
2	LOWER CONTROL BOX BLOCKADE	506985-1	1
3	NUT, M16 WING	F81036-3	1

8.13 Remote Equipment Option



LES061C

REF.	DESCRIPTION (◆ Indicates Parts Available In Assemblies Only)	PART #	QTY.
	EQUIPMENT, LT20B REMOTE COMPLETE	501649	1
1	CAP, EDGER FRAME	089644	2
2	CLAMP, LT20 STRING	091614	4
3	TENSIONER, ZINC-PLATED	500846-1	2
4	COLUMN, LT20B LINE GUIDE	503600-1	2
5	STAND, LT20B CONTROL BOX	501651-1	1
6	PULLEY, STATIONARY	504264	1
7	CABLE, 6MM (11,5 M) STEEL	504279	1
8	PIN, LT 16X120	501877	8
9	POINTER, 6MM STEEL CABLE	504280-1	2
10	CAP, LT20B REMOTE CONTROL BOX	501879-1	1
11	BOLT, M8X20-5.8 HEX HEAD FULL THREAD ZINC	F81002-1	2
12	BOLT, M8x25-8.8-B HEX HEAD FULL THREAD ZINC	F81002-5	4
13	NUT, M8-8-B HEX NYLON ZINC LOCK	F81032-2	6
14	NUT, M10-8-B-FE	F81033-3	4
15	WASHER, 8.4 FLAT ZINC	F81054-1	12



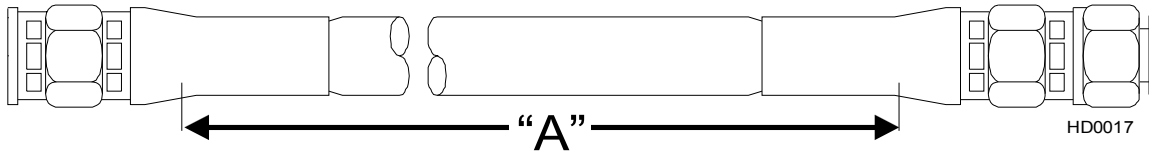
BED FRAME ASSEMBLY

Remote Equipment Option

16	WASHER,10.5 ZINC FLAT SPECIAL	F81055-6	4	
17	PULLEY	504114	7	

SECTION 9 HYDRAULIC SYSTEM

9.1 Hydraulic Hoses, LT40/70M Super



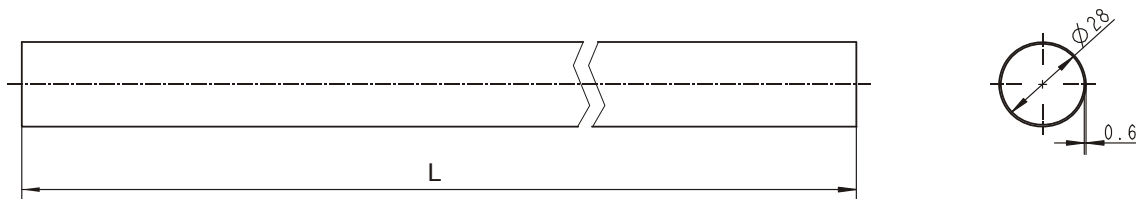
Part	Color Code	LENGTH "A" [m]	Application	Wood-Mizer Part No.
			I Section (from filter) according to designations from right to left	
A1	White	3.5	3/8" 2-Plane Clamp, In/Out	097614
B1	Orange	3.5	3/8" 2-Plane Clamp, In/Out	097615
A2	Pink	3.6	3/8" Raising the turner and side supports	097622
B2	Plain	3.6	3/8" Raising the turner and side supports	097622
A3	Red	5.6	1/4" III Clamp (middle), Up/Down	097545
B3	Blue	5.6	1/4" III Clamp (middle), Up/Down	097545
A4	Silver	4.9	1/4" I Toe Board	097620
B4	Brown	4.9	1/4" I Toe Board	097620
A5	Black	3.3	3/8" Chain Turner Hydraulic Motor	097619
B5	Brown	3.3	3/8" Chain Turner Hydraulic Motor	097619
A6	Orange	5.0	1/4" III Clamp (middle), In/Out	097545
B6	White	5.0	1/4" III Clamp (middle), In/Out	097545
A7	Red	1.8	3/8" Log Loader	097623
B7	Blue	1.8	3/8" Log Loader	097623
			II Section according to designations from right to left	
A1	Purple	4.8	1/4" I Toe Board Drive	097621
B1	Purple	4.8	1/4" I Toe Board Drive	097621
A2	Black	2.0	1/4" II Toe Board	097617
B2	Purple	2.0	1/4" II Toe Board	097617
A3	Red	6.2	1/4" I Clamp, Up/Down	097616
B3	Blue	6.2	1/4" I Clamp, Up/Down	097616
A4	Orange	5.5	1/4" I Clamp, In/Out	097616
B4	White	5.5	1/4" I Clamp, In/Out	097616
A5	Yellow	4.4	1/4" 2-Plane Clamp, Up/Down	097613
B5	Green	4.4	1/4" 2-Plane Clamp, Up/Down	097613
A6	Red	1.0	1/4" II Clamp, Up/Down	097618
B6	Blue	1.0	1/4" II Clamp, Up/Down	097618
A7	Orange	2.0	1/4" II Clamp, In/Out	097617

TABLE 0-0

B7	White	2.0	1/4" II Clamp, In/Out	097617
	Green	2.1	3/8" tee connector to log loader cylinder	097624
	Yellow	2.2	3/8" tee connector to log loader cylinder	097624
	Green	0.8	3/8" tee connector to log loader cylinder	097625
	Yellow	0.95	3/8" tee connector to log loader cylinder	097625
		0.65	3/8" turner hose	094597
		0.65	3/8" turner hose	094597
		0.75	3/8" left side support hose	094596
		1.0	3/8" right side support hose	094593
		1.0	3/8" right side support hose	094593
		1.2	3/8" cylinder instrumentation	097625

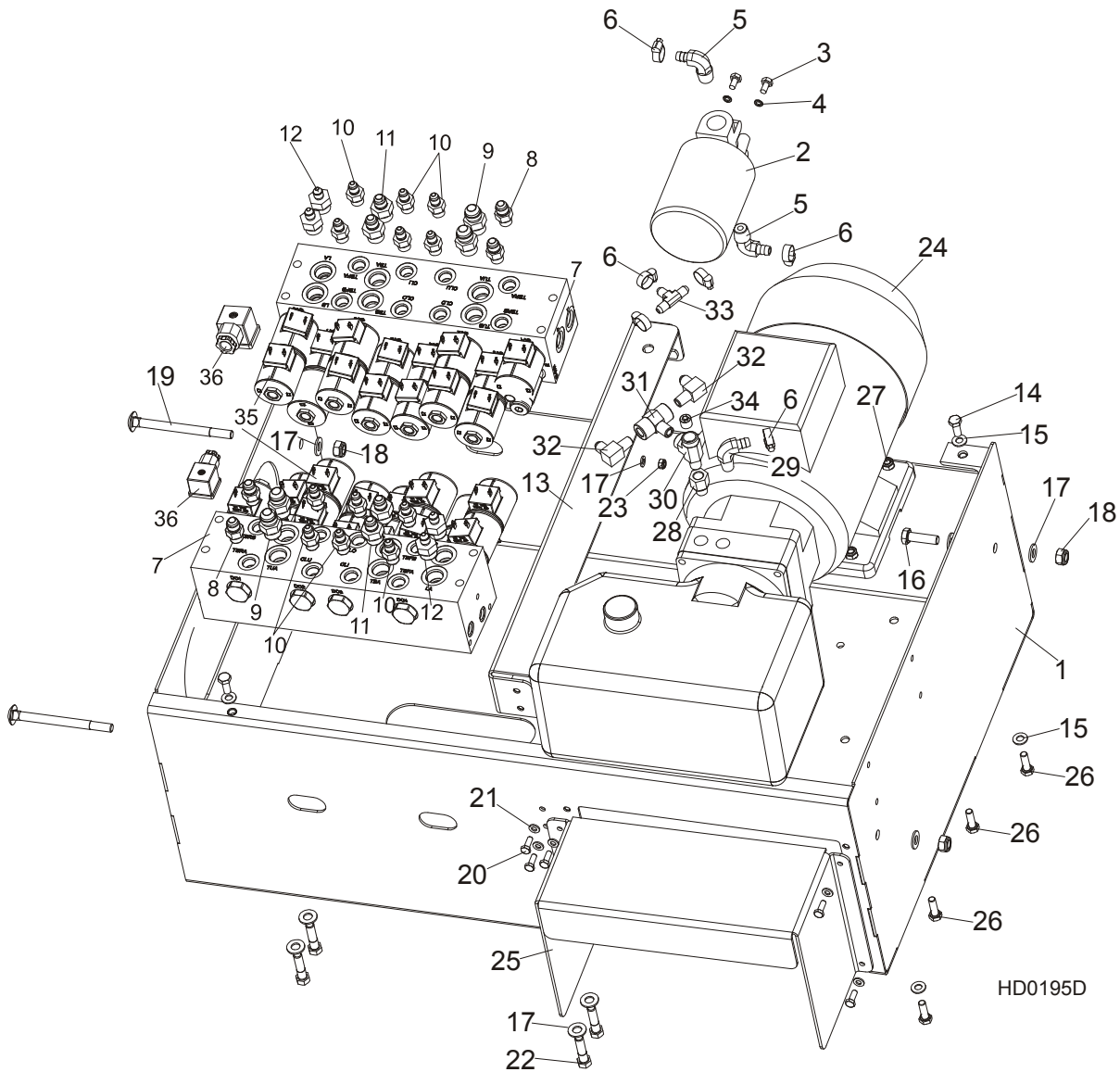
TABLE 0-0

Protective Conduits, LT40/70M Super Hydraulic Hoses



LENGTH "L"	DESCRIPTION (◆ Indicates Parts Available In Assemblies Only)	PART #	QTY.	
0,85	PROTECTIVE CONDUIT, HYDRAULIC MOTOR HOSE	100127	2	
1,00	PROTECTIVE CONDUIT, SIDE SUPPORT HOSE	100128	4	
0,70	PROTECTIVE CONDUIT, LOG TURNER HOSE	099761	3	
0,45	PROTECTIVE CONDUIT, IN/OUT CYLINDER HOSE - TOP	099763	1	

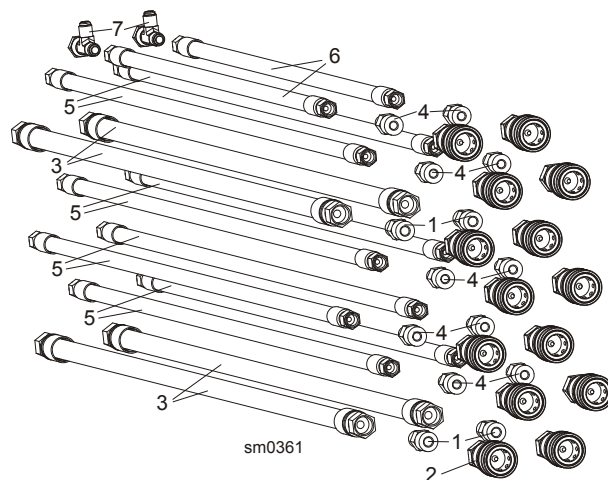
9.2 Hydraulic Control Box, LT40/70M Super (AC)



REF.	DESCRIPTION (◆ Indicates Parts Available In Assemblies Only)	PART#	QTY.	
	HYDRAULIC CONTROL BOX - LT70M SUPER (AC)	097529	1	
1	Box, LT70M Super Hydraulic Control	095690-1	1	
2	Manifold, W/Filter	P22683	1	
3	Bolt, 1/4-20x1/2 HH	F05005-15	2	
4	Washer, M6 Split Lock Zinc	F81053-3	2	
5	Fitting, 1/2NPT-3/8 Barb Elbow	P12707	2	
6	Clamp, 11/16 Worm	P12739	6	
7	Valve, hydr. 7 Station Exp.12V	025688	2	
8	Fitting, 3/8" O-Ring 3/8 JIC	014687	2	
9	Fitting, #8SAE- #8JIC	028076	2	
10	Fitting, 1/4JIC-3/8 O-Ring	P26284	6	
11	Fitting, 8SAE-6JIC	P12703	2	

12	Fitting , 8 SAE-3/8 JIC	036759	2	
13	Bar, LT70M Super Hydraulic Valve Station	095686-1	1	
14	Bolt, M8x20mm, Hex Head,Gr 5.8 Zinc	F81002-4	4	
15	Washer, M8, Flat, Zinc	F81054-1	8	
16	Bolt, M10x35-8.8 Fe/Zn5 PN-M/82105	F81003-17	2	
17	Washer, M10, Flat, Zinc	F81055-1	14	
18	Nut, M10, Nylon Hex Zinc Lock	F81033-1	4	
19	Bolt, M10x120 8.8 Carriage	F81003-33	2	
20	Bolt, M6x16 8.8 Fe/Zn5 PN-M/82105	F81001-15	8	
21	Washer, M6, Flat, Zinc	F81053-1	10	
22	Bolt, 3/8-16x1 1/2 HH	F05007-3	8	
23	Nut, M6, Nylon Hex Zinc Lock	F81031-2	2	
24	Hydraulic pump w/motor, 4KW 14.5 l/min. AC	500958	1	
	Motor, AC-4kW Hydraulic Pump	092258	1	
	Pump, AC-4kW Hydraulic	097782	1	
	Plate, AC-4kW Hydraulic Connecting	097783	1	
	Seal, AC-4kW Hydraulic Complete	097784	1	
25	Cover, MSuper Hydraulic Box	501434-1	1	
26	Bolt, M8x30mm Hex Head Gr 5.8 Zinc	F81002-7	3	
27	Nut, M8, Hexagon, Nylon Lock Zinc	F81032-2	3	
28	Fitting, 6SAE Male-1/4NPT Female	014686	1	
29	Fitting, 3/8NPT-3/8 Barb Elbow	P12708	1	
30	Fitting, 1/4NPT Male Run Tee	015486	1	
31	Fitting, 1/4NPT Branch Tee	015486	1	
32	Fitting, 3/8JIC-1/4NPT 90L	015491	2	
33	Fitting, 3/8 Barb Tee	015485	1	
34	Fitting, 1/4 NPT Socket Pipe Plug	096221	1	
35	Coil, Hydraulic Valve	025835	30	
36	VALVE CONNECTOR, WITH BUILT-IN LED	094556	30	
	COVER, LT70M SUPER HYDRAULIC BOX	097528-1	1	

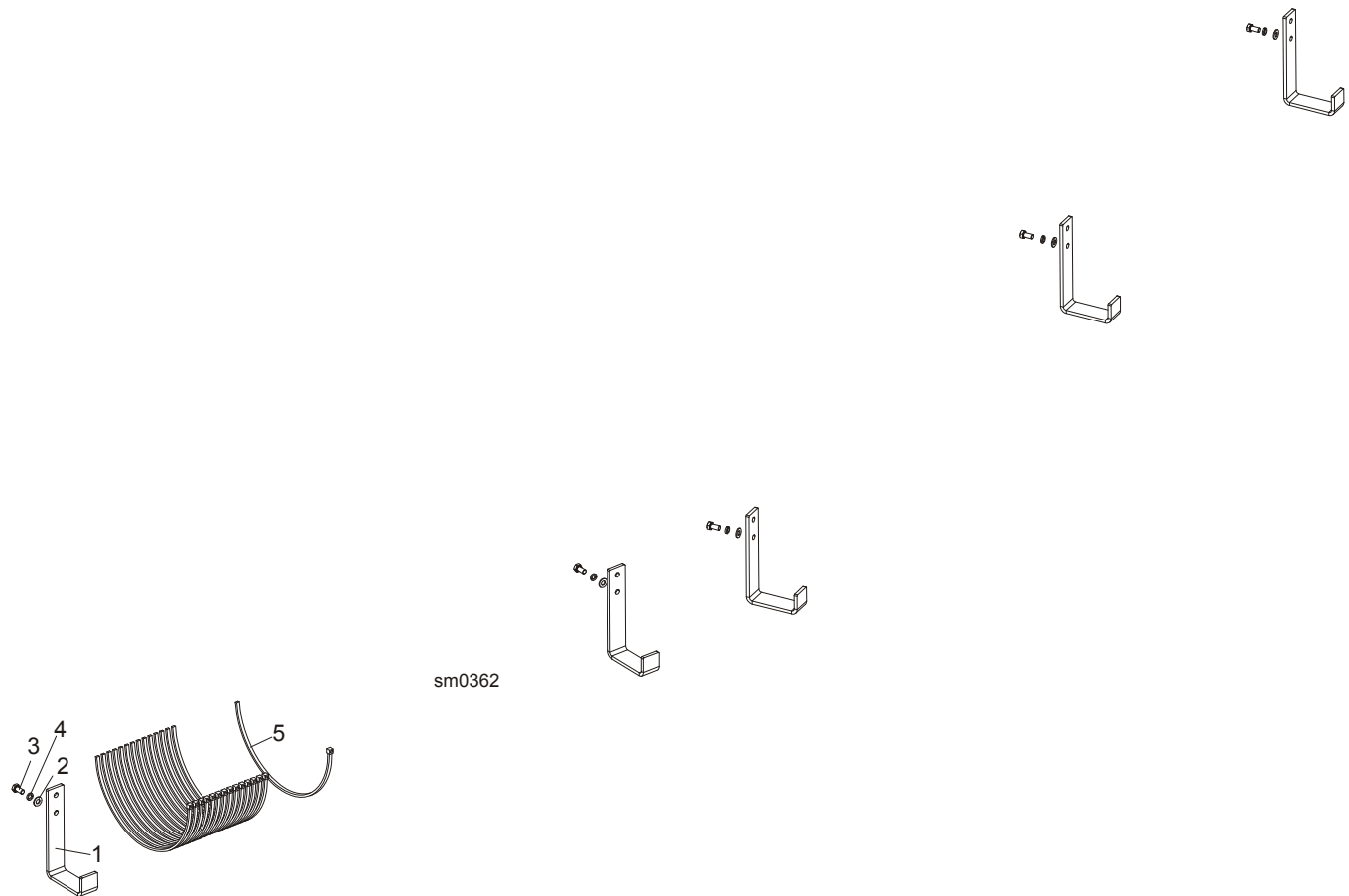
9.3 Hydraulic Hose Kit for MBX24H1-6 (AH "M" Frame Sawmills)



REF.	DESCRIPTION (◆ Indicates Parts Available In Assemblies Only)	PART#	QTY.
	HYDRAULIC HOSE KIT, "M" FRAME 24H21	505834	1
1	FITTING, G3/8-9/16-18JIC HAND PUMP	091842	2
2	FITTING, 3/8" INT. THREAD BSP FEMALE QUICK DISCONNECT	504965	2
3	HOSE, 2T3/8X7.900 W9/16UNF-W9/16UNF HYDRAULIC	505849	2
	HYDRAULIC HOSE KIT, "M" FRAME 24H2	505836	1
1	FITTING, G3/8-9/16-18JIC HAND PUMP	091842	2
2	FITTING, 3/8" INT. THREAD BSP FEMALE QUICK DISCONNECT	504965	4
3	HOSE, 2T3/8X7.900 W9/16UNF-W9/16UNF HYDRAULIC	505849	2
4	FITTING, 7/16" JC/3/8" BSP STRAIGHT	505747	2
5	HOSE, 2T1/4X7.850 W7/16UNF-W7/16UNF HYDRAULIC	505850	2
	HYDRAULIC HOSE KIT, "M" FRAME (AH1-7) 24H3/24H4	505840	1
1	FITTING, G3/8-9/16-18JIC HAND PUMP	091842	4
2	FITTING, 3/8" INT. THREAD BSP FEMALE QUICK DISCONNECT	504965	8
3	HOSE, 2T3/8X7.900 W9/16UNF-W9/16UNF HYDRAULIC	505849	4
4	FITTING, 7/16" JC/3/8" BSP STRAIGHT	505747	4
5	HOSE, 2T1/4X7.850 W7/16UNF-W7/16UNF HYDRAULIC	505850	4
	HYDRAULIC HOSE KIT, "M" FRAME (AH1-7) 24H3/24H4	506090	1
1	FITTING, G3/8-9/16-18JIC HAND PUMP	091842	4
2	FITTING, 3/8" INT. THREAD BSP FEMALE QUICK DISCONNECT	504965	12
3	HOSE, 2T3/8X7.900 W9/16UNF-W9/16UNF HYDRAULIC	505849	4
4	FITTING, 7/16" JC/3/8" BSP STRAIGHT	505747	8
5	HOSE, 2T1/4X7.850 W7/16UNF-W7/16UNF HYDRAULIC	505850	6
6	HOSE, 2T1/4X6.100 W7/16UNF-W7/16UNF HYDRAULIC	506096	2
7	FITTING, W7/16" UNF JIC-2XZ7/16"UNF JIC TEE	506098	2
	HYDRAULIC HOSE KIT, "M" FRAME (AH1-7) 24H3/24H4	506092	1
1	FITTING, G3/8-9/16-18JIC HAND PUMP	091842	4
2	FITTING, 3/8" INT. THREAD BSP FEMALE QUICK DISCONNECT	504965	14
3	HOSE, 2T3/8X7.900 W9/16UNF-W9/16UNF HYDRAULIC	505849	4
4	FITTING, 7/16" JC/3/8" BSP STRAIGHT	505747	10
5	HOSE, 2T1/4X7.850 W7/16UNF-W7/16UNF HYDRAULIC	505850	8
6	HOSE, 2T1/4X6.100 W7/16UNF-W7/16UNF HYDRAULIC	506096	2

7	FITTING, W7/16" UNF JIC-2XZ7/16"UNF JIC TEE	506098	2
---	---	--------	---

9.4 Hydraulic Hose Hanger Kit, "M" Frame (AH1-3) MBX24H1-4

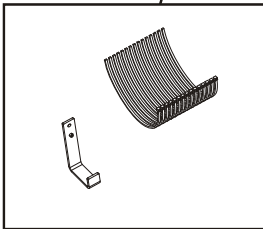
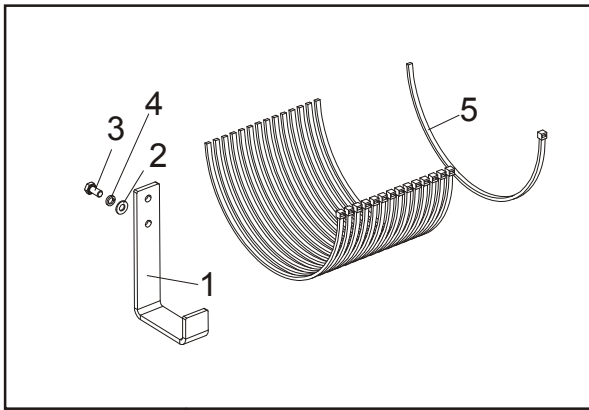


REF.	DESCRIPTION (◆ Indicates Parts Available In Assemblies Only)	PART#	QTY.
	HYDRAULIC HOSE HANGER KIT, "M"FRAME AH1-3 BX24	506101	1
1	HANGER, HYDRAULIC HOSE	505745-1	5
2	WASHER, 8.4 FLAT ZINC	F81054-1	5
3	WASHER, 8.2 SPLIT LOCK ZINC	F81054-4	5
4	BOLT, M8x16 -8.8-B HEX HEAD FULL THREAD ZINC	F81002-20	5
5	WRAP, TKUV 50/8 TIE	F81082-3	15

9.5 Hydraulic Hose Hanger Kit, "M" Frame (AH4-7) MBX24H5-6

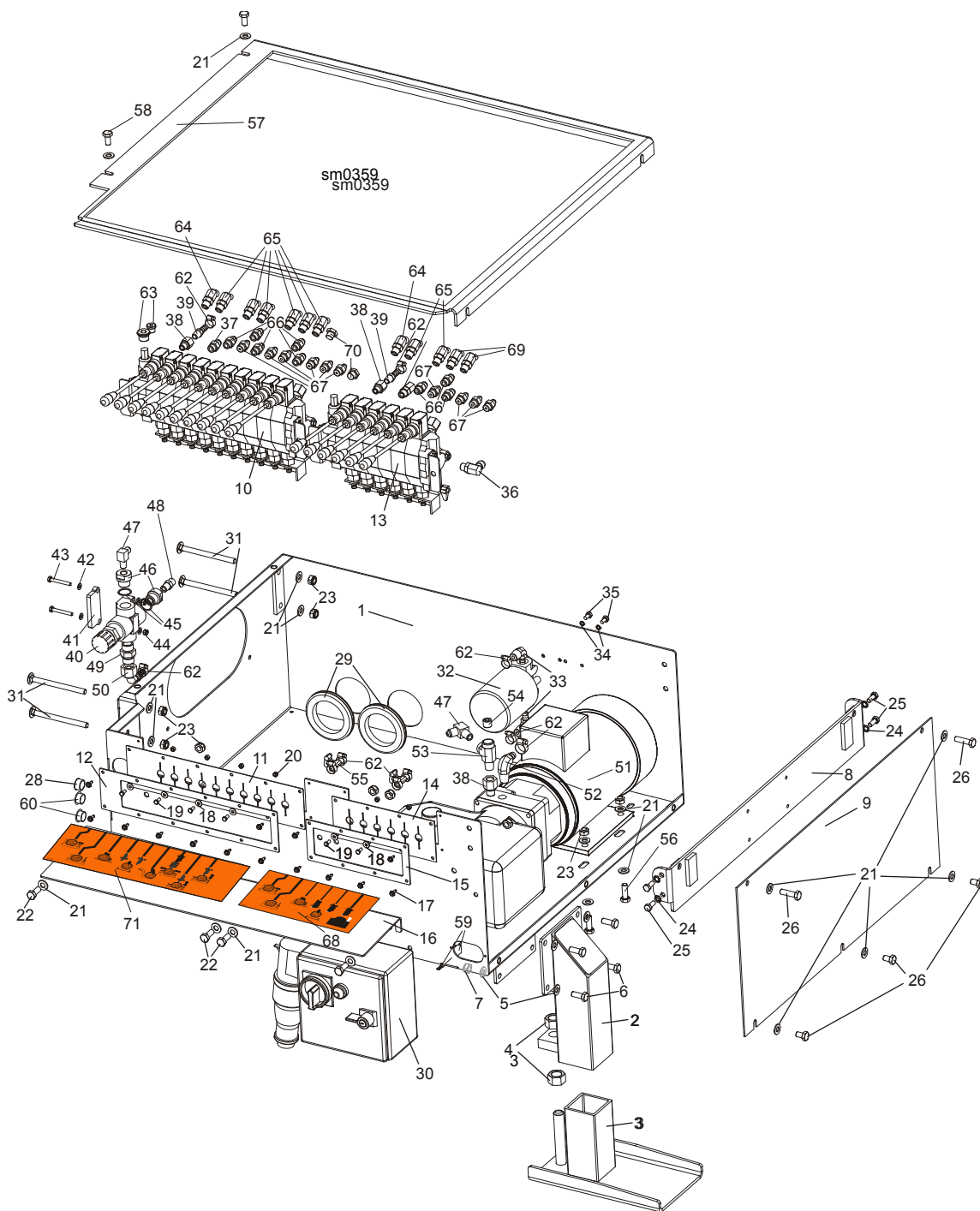


sm0363



REF.	DESCRIPTION (◆ Indicates Parts Available In Assemblies Only)	PART#	QTY.
	HYDRAULIC HOSE HANGER KIT, "M" FRAME AH1-3 BX24	506102	1
1	HANGER, HYDRAULIC HOSE	505745-1	7
2	WASHER, 8.4 FLAT ZINC	F81054-1	8
3	WASHER, 8.2 SPLIT LOCK ZINC	F81054-4	8
4	BOLT, M8x16 -8.8-B HEX HEAD FULL THREAD ZINC	F81002-20	8
5	WRAP, TKUV 50/8 TIE	F81082-3	15

9.6 Hydraulic Control Box, 16-Section LT20/40/70 AC



REF.	DESCRIPTION (◆ Indicates Parts Available In Assemblies Only)	PART#	QTY.
	BOX, 16-SECTION LT40/70AC HYDRAULIC CONTROL - COMPLETE	505945	1
	BOX, 16-SECTION LT20AC HYDRAULIC CONTROL - COMPLETE	505950	1
1	BOX WELDMENT, HYDRAULIC CONTROL PTD	505946-1	1
	LEG, HYDRAULIC CONTROL BOX	505741	1
2	LEG, HYDRAULIC CONTROL BOX - UPPER PART	505742-1	1
3	WIDE FOOT - ADJUSTABLE LEGS	501084-1	1
4	NUT, M20-8 HEX ZINC	F81037-1	2

5	WASHER, 10.5 FLAT ZINC	F81055-1	8
6	BOLT, M10x25-8.8 HEX HEAD FULL THREAD ZINC	F81003-11	4
7	NUT, M10-8-B HEX NYLON ZINC LOCK	F81033-1	4
8	BRACKET, AC HYDRAULIC CONTROL BOX - COMPLETE	086518-1	1
9	COVER, AC HYDRAULIC PUMP HOUSING SIDE	086484-1	1
10	VALVE, HDS11/10 8-SECTION HYDRAULIC	091344	1
11	GUARD, 10-SECTION HYDRAULIC VALVE RUBBER	091739	1
12	COVER, 10-SECTION VALVE GUARD PTD	091826-1	1
13	VALVE, 6-SPOOL FOR SERIES CONNECTION	501104	1
14	GUARD, RUBBER DOUBLE VALVE	015079	1
15	COVER, VALVE GUARD PTD	086519-1	1
16	PLATE FOR DECALS	505949-1	1
17	SCREW, #10-24x1/2 SELF-TAPPING	F05015-7	14
18	WASHER, 5.5 SPECIAL FLAT ZINC-PL.	F81052-3	6
19	BOLT, M5x12-5.8 HEX HEAD FULL THREAD ZINC	F81000-5	6
20	NUT, M5-8 HEX ZINC	F81030-1	6
21	WASHER, 10.5 FLAT ZINC	F81055-1	23
22	BOLT, M10x25-8.8 HEX HEAD FULL THREAD ZINC	F81003-11	4
23	NUT, M10-8-B HEX NYLON ZINC LOCK	F81033-1	12
24	WASHER, 8.4 EXTERIOR STAR LOCK	F81054-3	4
25	BOLT, M8x20-8.8-B HEX HEAD FULL THREAD ZINC	F81002-4	4
26	BOLT, M10x16-8.8 HEX HEAD FULL THREAD ZINC	F81003-13	3
27	BOLT, M10x35-8.8 HEX HEAD FULL THREAD ZINC	F81003-17	2
28	GROMMET, HEYCO WIRE	P04137	1
29	GROMMET, 80MM DIA. RUBBER	089293	2
30	BOX, AC 4kW STARTER	089799 ¹	1
	BOX, LT20 STARTER	093088 ²	1
	BOX, LT20 STARTER - NORWAY	093088-2 ³	1
31	BOLT, M10x125 8.8 CARRIAGE HEAD ZINC	F81003-34	4
32	MANIFOLD W/FILTER	P22683	1
33	FITTING, (1/2"NPT)-3/8" ELBOW	P12707	2
34	WASHER, Z 6.1 SPLIT LOCK ZINC	F81053-3	2
35	BOLT, 1/4-20x1/2" HEX HEAD ZINC GRADE 2	F05005-15	2
36	FITTING, #6 SAE 3/8"JIC ELBOW	P12704	1
37	FITTING, 3/8JIC -3/8 O-RING	014687	1
38	FITTING, 6SAE MALE-1/4NPT FEMALE	014686	3
39	FITTING, 1/4 NPT - 3/8 BARB	014685	2
40	VALVE, MTKA.VB OIL FLOW CONTROL	093794	1
41	PLATE, MTKA VALVE ZINC-PL. SPACER	094477-1	1
42	WASHER, 6.4 FLAT ZINC	F81053-1	4
43	BOLT, M6x45-8.8 HEX HEAD ZINC	F81001-6	2
44	NUT, M6-8-B HEX NYLON ZINC LOCK	F81031-2	2
45	WASHER, 22 COPPER	F81061-5	2
46	FITTING, M22x1.5 / 1/4 - 18 NPT ZINC-PL. REDUCER	093139-1	2
47	FITTING, 3/8JIC-1/4NPT 90L	015491	2
48	FITTING, 3/8JIC-1/4 NPT STRAIGHT	015560	1
49	FITTING, VMNW10HS22	094486	1
50	FITTING, PN10AFL 13-90 ELBOW	094485	1

51	PUMP, AC.4KW 14.5L/MIN HYDRAULIC W/MOTOR	500958	1	
52	FITTING, #6-6(3/8"NPT)-3/8" ELBOW	P12708	1	
53	FITTING, 1/4NPT MALE RUN TEE	015486	1	
54	PLUG, TN 192-1/4NPT W/EXTERNAL THREAD	096221	1	
55	FITTING, 3/8 BARB TEE	015485	2	
56	BOLT, M10x30-5.8 HEX HEAD FULL THREAD ZINC	F81003-2	4	
57	COVER, HYDRAULIC CONTROL BOX	505948-1	1	
58	BOLT, M10x20-5.8 HEX HEAD FULL THREAD ZINC	F81003-1	2	
59	SWITCH, 2A 125V R-LEVER NO/NC/COM	014765	1	
60	CAP, 1086 DIA. 22.2 DIA. HOLE	093544	2	
61	FITTING, 45 DEG. #6SAE ELBOW	015489	1	
62	CLAMP, 11/16 HOSE	061807	12	
63	PLUG KIT FOR BOX #500508	505060	1	
64	FITTING, 45 DEG. #6SAE ELBOW	015489	*	
65	FITTING, #4SAE-#6SAE 45 DEG. ELBOW	015488	*	
66	FITTING, 3/8JIC -3/8 O-RING	014687	*	
67	FITTING, 1/4" JIC - 3/8" O-RING	P26284	*	
68	DECAL, 24H1-6 FOR 16-SECTION BOX	505961	1	
69	FITTING, #4SAE-#6SAE 45 DEG. ELBOW	015488	*	
70	PLUG, 9/16-18 JIC HYDRAULIC VALVE	089647	*	
71	DECAL FOR AH5/16-SECTION BOX	506099	1	

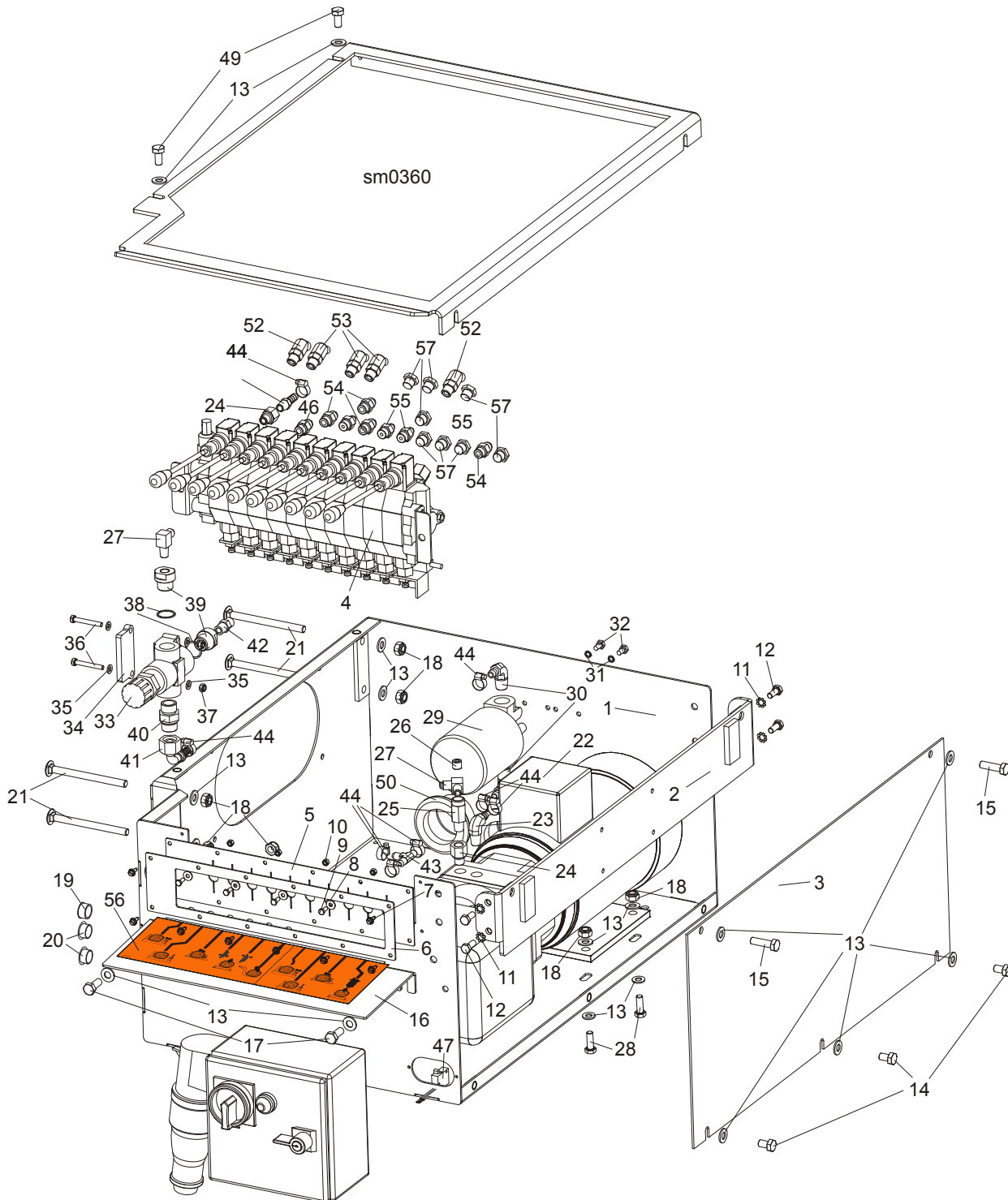
¹ Included in assembly #505945 (LT40/70)

² Included in assembly #505950 (LT20)

³ Included in assembly #505950 (LT20)

* Depends on hydraulic equipment configuration.

9.7 Hydraulic Control Box, 10-Section LT20/40/70AC



REF.	DESCRIPTION (◆ Indicates Parts Available In Assemblies Only)	PART#	QTY.
	BOX, 10-SECTION LT40/70AC BX24 HYDRAULIC CONTROL - COMPLETE	506446	1
	BOX, 10-SECTION LT20AC BX24 HYDRAULIC CONTROL	506555	1
1	BOX WELDMENT, HYDRAULIC CONTROL PTD	091729-1	1
2	BRACKET, AC HYDRAULIC CONTROL BOX - COMPLETE	086518-1	1



HYDRAULIC SYSTEM

Hydraulic Control Box, 10-Section LT20/40/70AC

3	COVER, AC HYDRAULIC PUMP HOUSING SIDE	086484-1	1	
4	VALVE, HDS11/10 8-SECTION HYDRAULIC	091344	1	
5	GUARD, 10-SECTION HYDRAULIC VALVE RUBBER	091739	1	
6	COVER, 10-SECTION VALVE GUARD PTD	091826-1	1	
7	SCREW, #10-24x1/2 SELF-TAPPING	F05015-7	8	
8	WASHER, 5.5 SPECIAL FLAT ZINC	F81052-3	4	
9	BOLT, M5x12-5.8 HEX HEAD FULL THREAD ZINC	F81000-5	4	
10	NUT, M5-8 HEX ZINC	F81030-1	4	
11	WASHER, 8.4 EXTERIOR STAR LOCK	F81054-3	4	
12	BOLT, M8x20-8.8-B HEX HEAD FULL THREAD ZINC	F81002-4	4	
13	WASHER, 10.5 FLAT ZINC	F81055-1	21	
14	BOLT, M10x16-8.8 HEX HEAD FULL THREAD ZINC	F81003-13	3	
15	BOLT, M10x35-8.8 HEX HEAD FULL THREAD ZINC	F81003-17	2	
16	PLATE, DECAL PTD	506588-1	1	
17	BOLT, M10x25-8.8 HEX HEAD FULL THREAD ZINC	F81003-11	2	
18	NUT, M10-8-B HEX NYLON ZINC LOCK	F81033-1	10	
19	GROMMET, HEYCO WIRE	P04137	1	
20	CAP, 1086 DIA. 22.2 DIA. HOLE	093544	2	
21	BOLT, M10x125 8.8 CARRIAGE HEAD ZINC	F81003-34	4	
22	PUMP, AC.4KW 14.5L/MIN HYDRAULIC W/MOTOR	500958	1	
23	FITTING, #6-6(3/8"NPT)-3/8" ELBOW	P12708	1	
24	FITTING, 6SAE MALE - 1/4NPT FEMALE	014686	2	
25	FITTING, 1/4NPT MALE RUN TEE	015486	1	
26	PLUG, TN 192-1/4NPT W/EXTERNAL THREAD	096221	1	
27	FITTING, 3/8JIC-1/4NPT 90L	015491	2	
28	BOLT, M10x30-5.8 HEX HEAD FULL THREAD ZINC	F81003-2	4	
29	MANIFOLD W/FILTER	P22683	1	
30	FITTING, (1/2"NPT)-3/8" ELBOW	P12707	2	
31	WASHER, Z 6.1 SPLIT LOCK ZINC	F81053-3	2	
32	BOLT, 1/4-20x1/2" HEX HEAD ZINC GRADE 2	F05005-15	2	
33	VALVE, MTKA.VB OIL FLOW CONTROL	093794	1	
34	PLATE, MTKA VALVE ZINC-PL. SPACER	094477-1	1	
35	WASHER, 6.4 FLAT ZINC	F81053-1	4	
36	BOLT, M6x45-8.8 HEX HEAD ZINC	F81001-6	2	
37	NUT, M6-8-B HEX NYLON ZINC LOCK	F81031-2	2	
38	WASHER, 22 COPPER	F81061-5	2	
39	FITTING, M22x1.5 / 1/4 - 18 NPT ZINC-PL. REDUCER	093139-1	2	
40	FITTING, VMNW10HS22	094486	1	
41	FITTING, PN10AFL 13-90 ELBOW	094485	1	
42	FITTING, 3/8JIC-1/4 NPT STRAIGHT	015560	1	
43	FITTING, 3/8 BARB TEE	015485	2	
44	CLAMP, 11/16 HOSE	061807	8	
45	FITTING, 1/4 NPT - 3/8 BARB	014685	1	
46	FITTING, 3/8JIC -3/8 O-RING	014687	1	
47	SWITCH, 2A 125V R-LEVER NO/NC/COM	014765	1	
48	COVER, HYDRAULIC CONTROL BOX	506587-1	1	
49	BOLT, M10x20-5.8 HEX HEAD FULL THREAD ZINC	F81003-1	2	
50	GROMMET, 55mm DIA. RUBBER	085614	2	

51	BOX, AC 4kW STARTER	089799 ¹	1	
	BOX, LT20 STARTER	093088 ²	1	
	BOX, LT20 STARTER - NORWAY	093088-2 ³	1	
52	FITTING, #6SAE 45 DEG. ELBOW	015489	*	
53	FITTING, #4SAE-#6SAE 45 DEG. ELBOW	015488	*	
54	FITTING, 3/8JIC -3/8 O-RING	014687	*	
55	FITTING, 1/4" JIC - 3/8" O-RING	P26284	*	
56	DECAL, 24H1-6 FOR 16-SECTION BOX	506589	1	
57	PLUG, 9/16-18 JIC HYDRAULIC VALVE	089647	*	

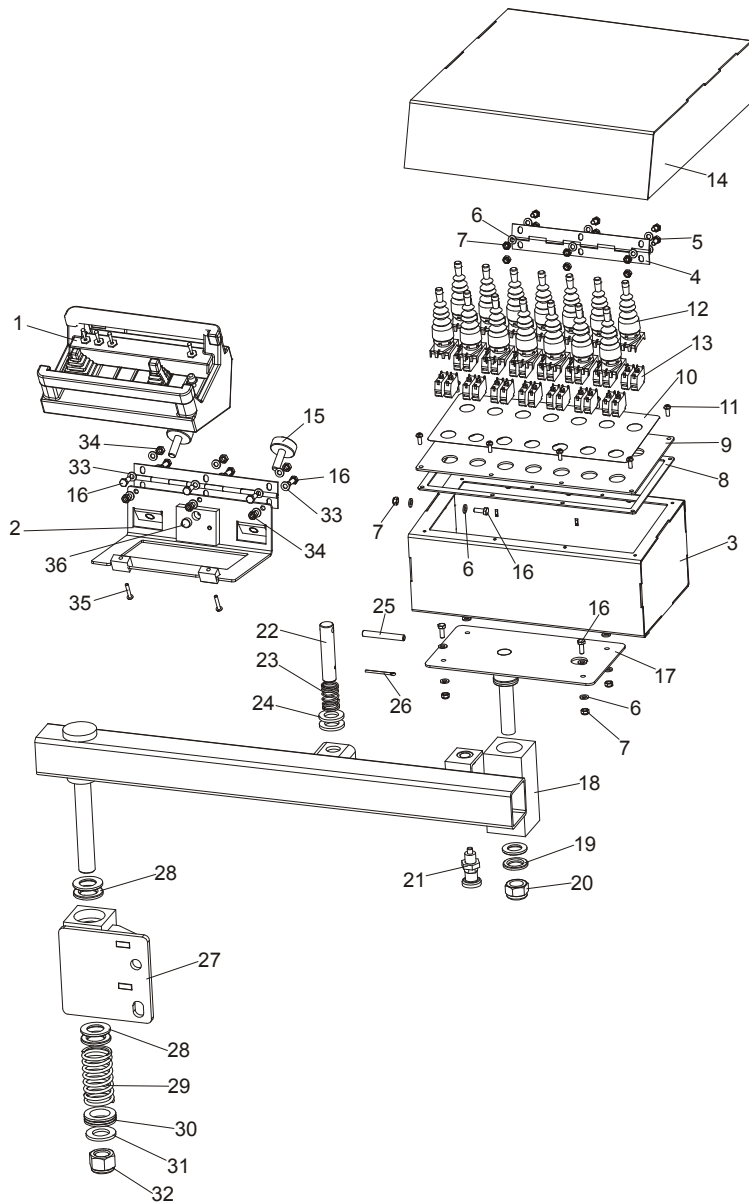
¹ Included in assembly #506446 (LT40/70)

² Included in assembly #506555 (LT20)

³ Included in assembly #506555 (LT20)

* Depends on hydraulic equipment configuration.

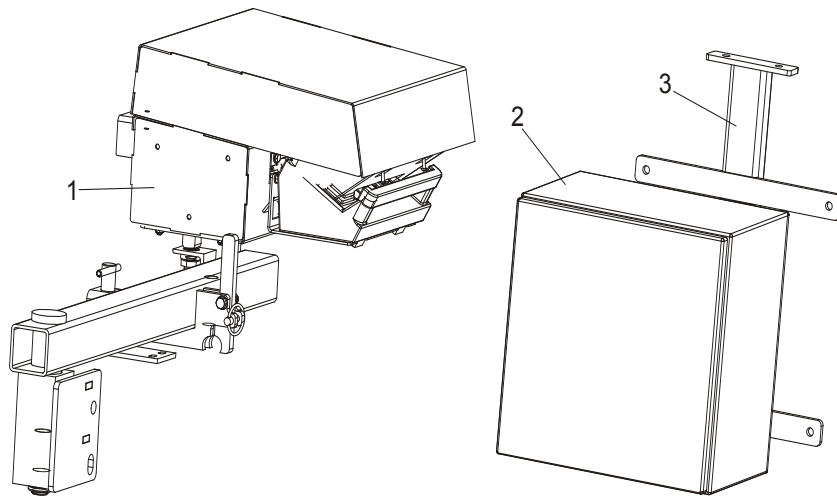
9.8 Hydraulic & Wireless Control Box



REF.	DESCRIPTION (◆ Indicates Parts Available In Assemblies Only)	PART#	QTY.
	BOX ASSEMBLY, LT70M SUPER HYDRAULIC CONTROL	096485	1
1	Box, LT70MAC Super Wireless Control	098917	1
1	Box, LT70MDC Super Wireless Control	097314	1
2	Box, Super Remote Control Box	099187-1	1
	Box, LT70M Super Hydraulic Control Complete	096999	1
3	Box, LT70M Super Hydraulic Control Box	097005-1	1
4	Hinge, Cover Zinc	088257-1	1
5	Bolt, M6x12mm Hex Head Zinc	F81001-7	6
6	Washer, M6, Flat, Zinc	F81053-1	23
7	Nut, M6, Nylon Hex Zinc Lock	F81031-2	13
8	Gasket, 9.5m Front Panel	089998	1
9	Panel Assembly, Hydraulic 9.5m Front	090356-1	1
10	Decal, Front Panel	095692	1

11	Bolt, #10-24x1/2 Ph Pan Hd, Type 23	F05015-17	8	
12	Joystick, PMJN8T3, 2-position	096928	14	
13	Contact, ZBE 101	087817	28	
14	Cover, LT70M Super Hydraulic & Wireless Control Box	096941-1	1	
15	Bumper	092839	1	
16	Bolt, M6x16-5.8 Hex Head Full Thread Zinc	F81001-15	13	
17	Support, LT70M Super Control Box	096489-1	1	
18	Arm, Control Box	096480-1	1	
19	Washer, 21 PN-83/M-82039	F81059-21	4	
20	Nut, M20, Nylon Hex Zinc Lock	F81037-2	1	
21	Pin, Outrigger Detent	090197	1	
22	Pin, Outrigger Pull	087012-1	1	
23	Spring, 21x38x2 Zinc	087040	1	
24	Washer, 21 Flat Zinc	F81059-2	2	
25	Pin, 8x65 Roll Zinc	F81046-1	1	
26	Pin, 4x25 Cotter	F81043-2	1	
27	Bracket, Control Box	096690-1	1	
28	Washer, 25 PN-83/M-82039	F81059-22	4	
29	Spring, 40x80x4,5 Zinc	093435	1	
30	Bearing, 51106 Thrust	097274	1	
31	Washer, 25 Flat Zinc	F81061-3	1	
32	Nut, M24-8 Zinc Lock	F81039-8	1	
33	Washer, 6.4 Flat Zinc	F81053-1	12	
34	Nut, M6-8 Hex Zinc	F81031-1	6	
35	Magnet, Orange Painted	S10519-1	1	

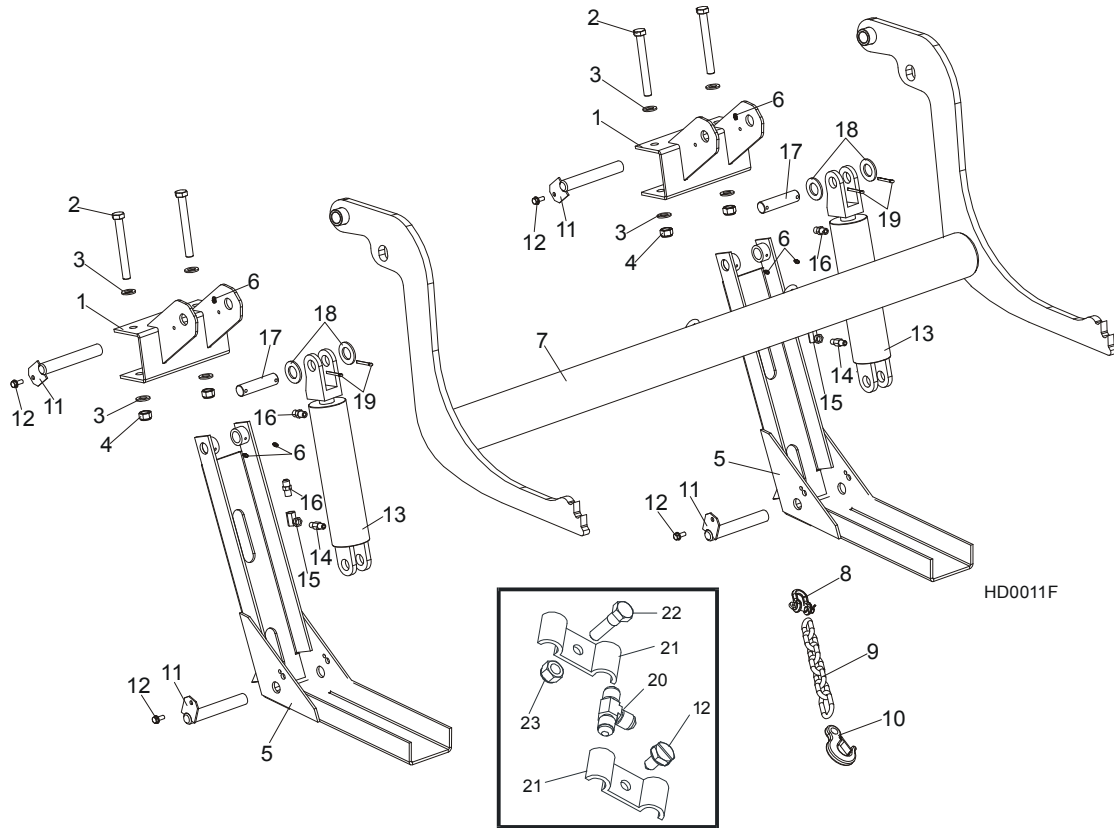
9.9 Wireless Control Assembly (Option)



70_007a

REF.	DESCRIPTION (◆ Indicates Parts Available In Assemblies Only)	PART#	QTY.	
1	BOX ASSEMBLY, LT70M SUPER HYDRAULIC CONTROL	096999	1	
2	ELECTRIC BOX, WIRELESS CONTROL	096989	1	
3	BRACKET, WIRELESS CONTROL ELECTRIC BOX	096930-1	1	

9.10 Hydraulic Log Loader, S/M Frame



REF.	DESCRIPTION (◆ Indicates Parts Available In Assemblies Only)	PART #	QTY.
	LOADER KIT, HYDRAULIC LOG, S/M FRAME	092863	1
1	Bracket, Hydraulic Log Loader	087938-1	1
2	Bolt, M16x140-8.8 Hex Head Zinc	F81006-4	4
3	Washer, 17 Flat Zinc	F81058-1	8
4	Nut, M16-8 Hex Nylon Zinc Lock	F81036-2	4
	Channel, Hydraulic Log Loading Foot Complete	090049	2
5	Channel, Hydraulic Log Loading Foot	090048-1	2
6	Fitting, 3/16x3/16 Straight Grease	P04107	6
	Arm, Hydraulic Log Loading Complete	090044	1
7	Arm, Hydraulic Log Loading	090006-1	1
8	Shackle, M-WL. .63	086540	1
9	Chain, Hydraulic Log Loader Safety	A04376	1
10	Hook, 5/8 Safety Chain	P12075	1
11	Pin, Turner Arm	W09446-1	4
12	Screw, 5/16-18x3/4 Self-Tapping	F05015-30	4
	Cylinder Assy, Log Loading Super	015562	2
13	CYLINDER, CJ-S95-16-70/32/203 HYDRAULIC	088680	1
14	Fitting, 1/4NPT Velocity Fuse 5.0GPM	015750	2
15	Fitting, 1/4NPT-1/4JIC Swivel Elbow	P12199	2
16	Fitting, 3/8JIC-1/4NPT Straight	015560	4
17	Pin, Cylinder Hydraulic	086979-1	2
18	Washer, 28 Flat Zinc	F81061-1	4
19	Pin, 5x40 Cotter	F81043-31	4

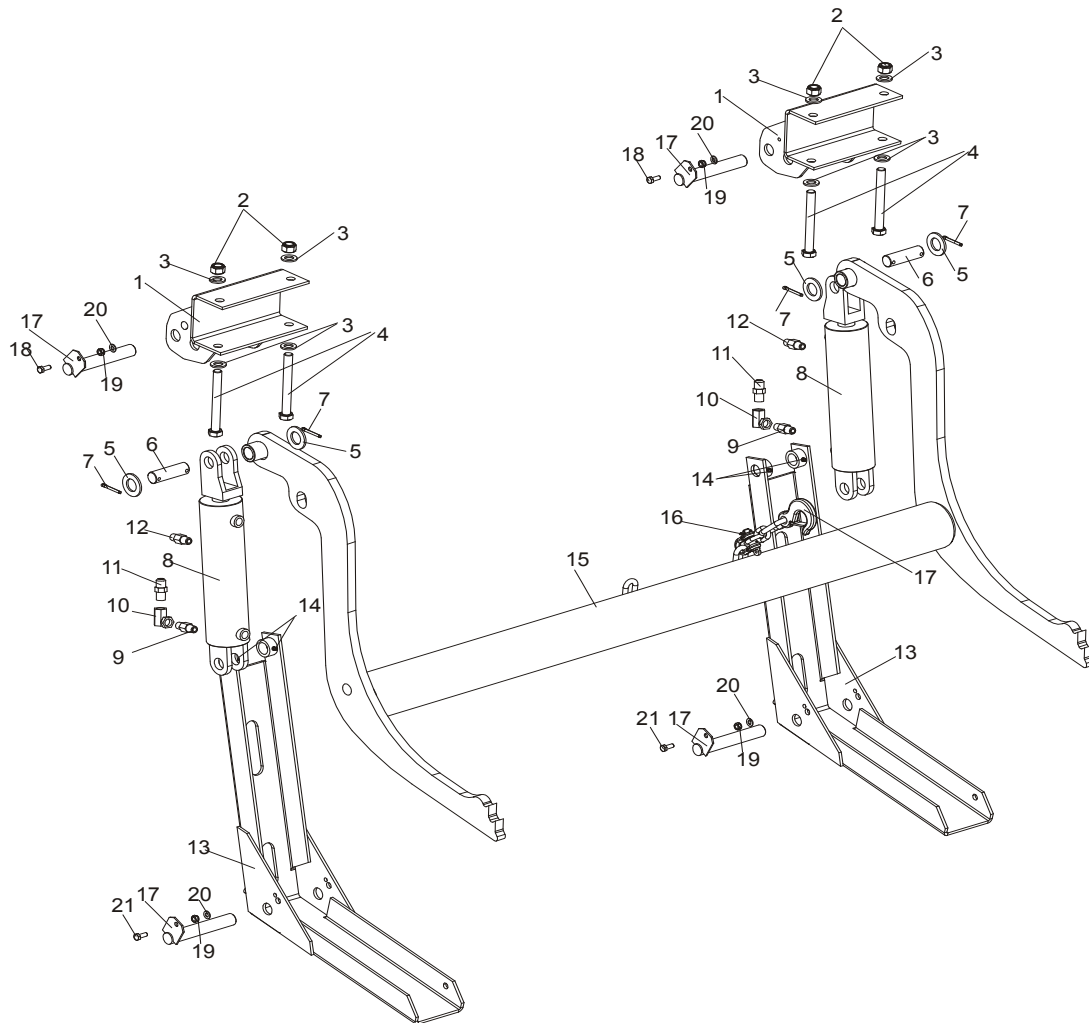


HYDRAULIC SYSTEM

Hydraulic Log Loader, S/M Frame

20	Fitting, 3/8 Barb Tee	015485	1	
21	Clamp, 3/8 Hose	016041	2	
22	Bolt, 5/16-18x1 Hex Head Zinc Grade 2	F05006-1	1	
23	Nut, 5/16-18 Nylon Zinc Lock	F05010-58	1	

9.11 Hydraulic Log Loader for "M" Super Frames



REF.	DESCRIPTION (◆ Indicates Parts Available In Assemblies Only)	PART #	QTY.
	LOG LOADER, "M" SUPER FRAME	500750	1
1	BRACKET, LOG LOADER ("M" SUPER FRAME)	500747-1	2
2	NUT, M16-8 HEX NYLON ZINC LOCK	F81036-2	4
3	WASHER, 17 SPLIT LOCK ZINC	F81058-1	8
4	BOLT, M16X140 HEX HEAD ZINC	F81006-4	4
5	WASHER, 28 FLAT ZINC	F81061-1	4
6	PIN, HYDRAULIC CYLINDER ZINC-PLATED	086979-1	2
7	PIN, S-Fe 5x40 PN-M/82001 COTTER	F81043-31	4
	LOG LOADER CYLINDER	015562	2
8	CYLINDER, CJ-S95-16-70/32/203 HYDRAULIC	088680	1
9	FITTING, 1/4NPT VELOCITY FUSE 4.0GPM	015750	2
10	FITTING, 1/4NPT-1/4JIC SWIVEL ELBOW	P12199	2
11	FITTING, 3/8JIC-1/4NPT STRAIGHT	015560	2
12	FITTING, 3/8JIC-1/4NPT STRAIGHT	015560	2
	COMPLETE LOG LOADER FOOT, 9.5 M FRAME	090049	2
13	FOOT WELDMENT, LOG LOADER PTD (9.5 M FRAME)	090048-1	2

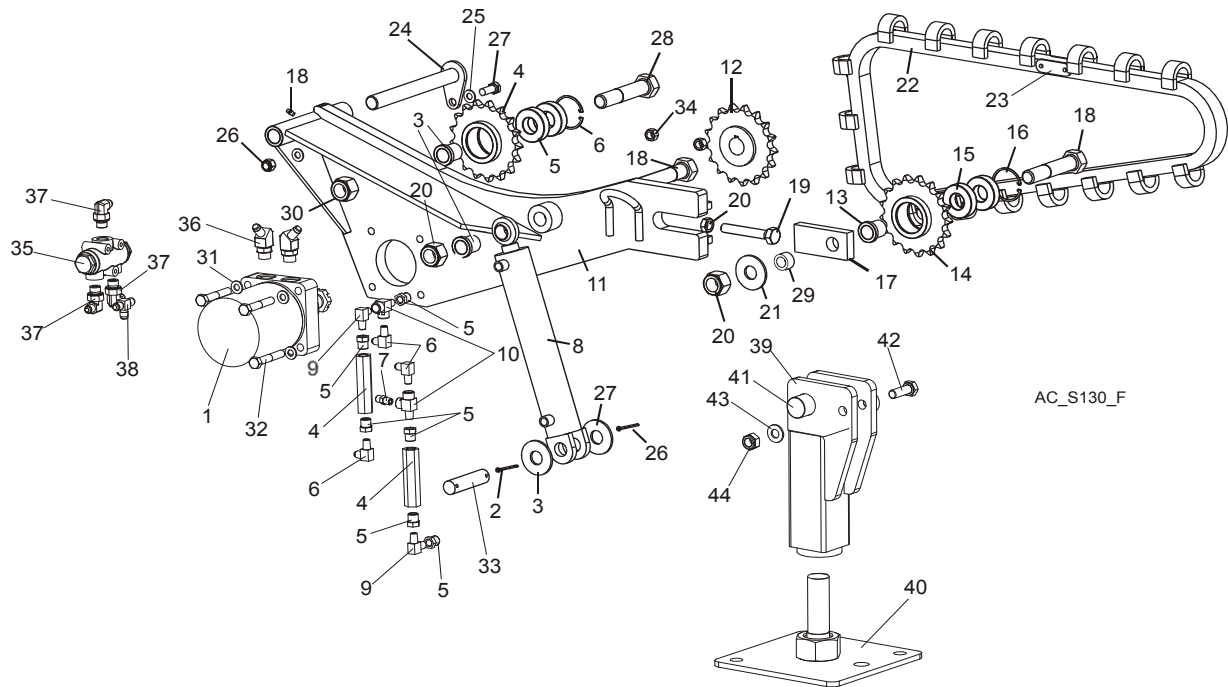


HYDRAULIC SYSTEM

Hydraulic Log Loader for "M" Super Frames

14	FITTING, 3/16X3/16 STRAIGHT GREASE	P04107	4	
	LOG LOADER ARM, "M" SUPER FRAME	500758	1	
15	LOG LOADER WELDMENT, 9.5 M FRAME	090006-1	1	
16	SHACKLE, M-D .63 PN-92/W-89180	086540	1	
17	CHAIN W/HOOK	500756	1	
18	SCREW, 5/16-18 x 3/4 SELF-TAPPING	F05015-30	2	
19	WASHER, 8.4 FLAT ZINC	F81054-1	4	
20	NUT, M8 8 HEX NYLON ZINC LOCK	F81032-2	4	
21	BOLT, M8X20 8.8 HEX HEAD FULL THREAD ZINC	F81002-4	2	

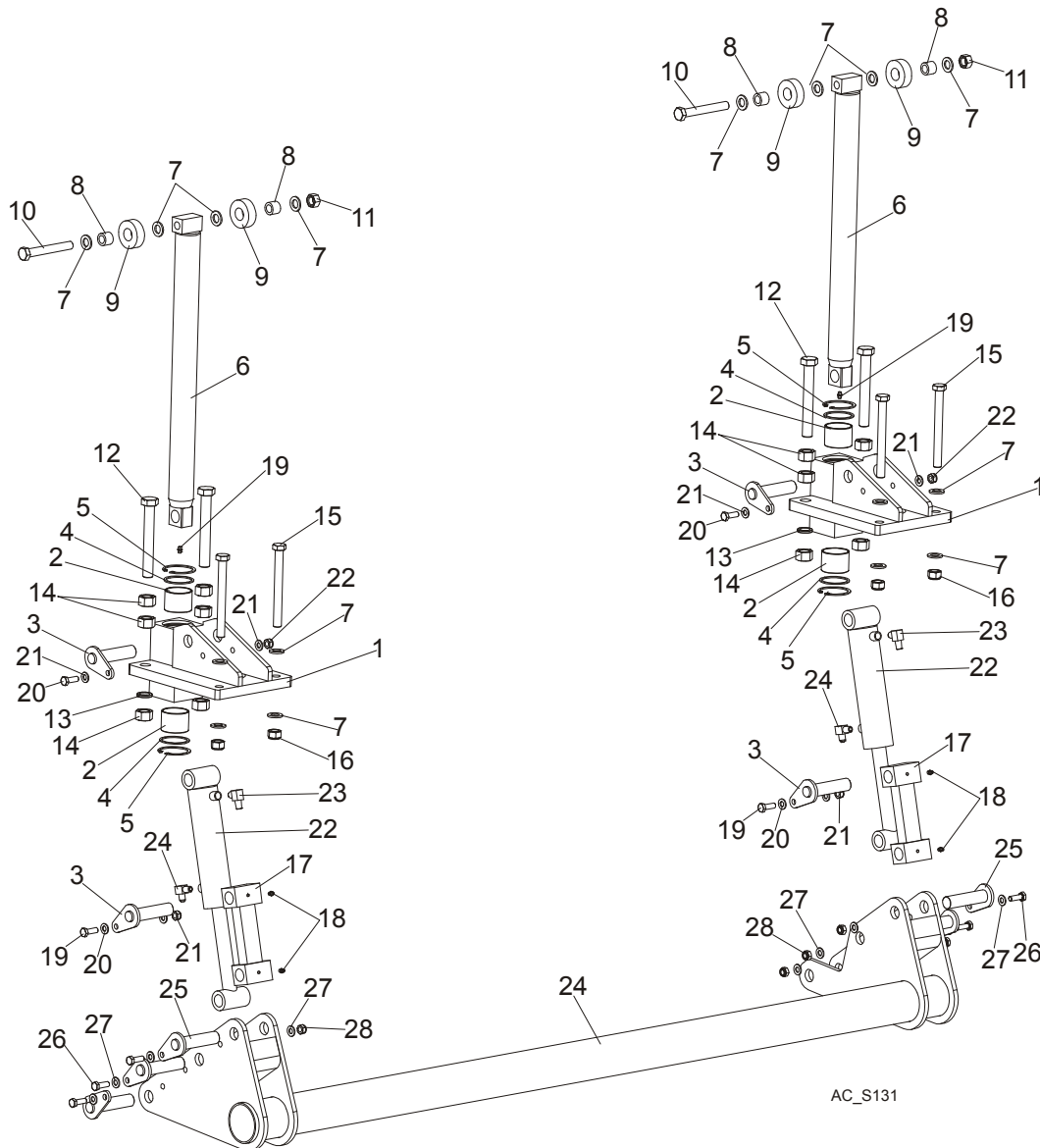
9.12 Hydraulic Log Turner



REF.	DESCRIPTION (◆ Indicates Parts Available In Assemblies Only)	PART #	QTY.
	CHAIN LOG TURNER - COMPLETE	505614	1
1	MOTOR, TG0475US080AABP HYDRAULIC	007331	1
2	PIN, S-Fe 5x40 COTTER	F81043-31	2
3	WASHER, 28 FLAT ZINC	F81061-1	2
	CYLINDER W/VALVE & FITTINGS	515892	1
4	VALVE, SIDE SUPPORT SEQUENCE	015484	2
5	FITTING, 3/8" NPT X 1/4" NPT REDUCER	015490	6
6	FITTING, 3/8JIC-1/4NPT 90L	015491	3
7	FITTING, 3/8JIC-1/4NPT STRAIGHT	015560	1
8	CYLINDER, 2X10 ROD END WELDED 16"	034267	1
9	FITTING, 1/4NPT MALE PIPE ELBOW	P09140	2
10	FITTING, 1/4NPT MALE RUN TEE	015486	2
	CHAIN TURNER - METRIC	095660	1
11	PLATE WELDMENT, CHAIN LOG TURNER	095662-1	1
12	SPROCKET, CHAIN TURNER	092339	1
13	BUSHING, CHAIN TURNER	095663-1	3
	SPROCKET, CHAIN TURNER - COMPLETE	092399	2
14	SPROCKET W/HUB	093290	1
15	BEARING, 6206 25	093292	2
16	RING, W62 INSIDE RETAINING	F81090-1	1
17	PLATE, CHAIN TENSION	095664-1	1
18	FITTING, M6 TYPE A STRAIGHT GREASE	086280	1
19	BOLT, M16x100-8.8 HEX HEAD FULL THREAD ZINC	F81006-2	1
20	NUT, M16-5.8 HEX ZINC	F81036-1	1

21	WASHER, 25X63 ZINC-PLATED	088585-1	1	
22	CHAIN, LOG TURNER	093423	1	
23	LINK, MASTER	093427	1	
24	PIN WELDMENT, TURNER MOUNT - COMPLETE	095666-1	1	
25	WASHER, 10.5 FLAT ZINC	F81055-1	2	
26	NUT, M10-8-B HEX NYLON ZINC LOCK	F81033-1	1	
27	BOLT, M10x35-8.8 HEX HEAD FULL THREAD ZINC	F81003-17	1	
28	BOLT, M24x120-8.8 HEX HEAD	F81009-4	3	
29	BUSHING, CHAIN TURNER	095643-1	1	
30	NUT, M24-8-A HEX NYLON ZINC LOCK	F81039-8	3	
31	WASHER, Z12.2 SPLIT LOCK ZINC	F81056-2	4	
32	BOLT, M12x75-8.8 HEX HEAD ZINC	F81004-21	4	
33	PIN, HYDRAULIC CYLINDER ZINC-PLATED	086979-1	1	
34	NUT, M12-8-B HEX ZINC	F81034-1	4	
	OIL FLOW DIVIDER W/FITTINGS	094383	1	
35	DIVIDER, MTDA O8-016M 1/2 / 1/2 OIL FLOW	088191	1	
36	FITTING, #10SAE-3/8JIC 45 ELBOW	034538	2	
37	FITTING, 90 18X1.5 9/16-18 JIC ELBOW	089992	3	
38	FITTING, 3/8JIC TEE	015487	1	
	SUPPORT, LOG TURNER - COMPLETE	099975	1	
39	TURNER SUPPORT UPPER PART	099932-1	1	
40	TURNER SUPPORT LOWER PART (ZINC-PLATED)	099969-1	1	
41	PIN WELDMENT, TURNER SUPPORT MOUNT (ZINC-PLATED)	099970-1	1	
42	BOLT, M10x30-5.8 HEX HEAD FULL THREAD ZINC	F81003-2	1	
43	WASHER, 10.5 FLAT ZINC	F81055-1	1	
44	NUT, M10-8-B HEX NYLON ZINC LOCK	F81033-1	1	

9.13 Hydraulic Log Side Supports (for Stationary Sawmills)



AC_S131

REF.	DESCRIPTION (◆ Indicates Parts Available In Assemblies Only)	PART#	QTY.
	SUPPORT, AHS/DHS STATIONARY VERTICAL SIDE COMPLETE	098864	1
	SUPPORT, STATIONARY VERTICAL LOG SIDE	097519	2
1	Mount Weldment, LT70/300 Vertical Side Support Upper	094003-1	1
2	Bushing, 5040BS Non-Greasable	088660	2
3	Pin Weldment, Vertical Side Support Zinc-Plated	091197-1	2
4	Ring, LT70/300 Vertical Side Support Zinc-Plated	094004-1	2
5	Ring, 62W Inside Retaining	F81090-1	2
6	Rod Weldment, LT70/300 Vertical Side Support Complete	094011-1	1
7	Washer, 17 Flat Zinc	F81058-1	12
8	Bushing, LT70/300 Vertical Side Support Bronze	094012	2
9	Roller, LT70/300 Vertical Side Support Zinc-Plated	094013-1	2
10	Bolt, M16x120 -8.8 Hex Head Zinc	F81006-25	1
11	Nut, M16-5.8 Hex Zinc	F81036-1	1
12	Bolt, ISO 4017 M20x150 8.8 Zinc-Plated	F81007-3	2

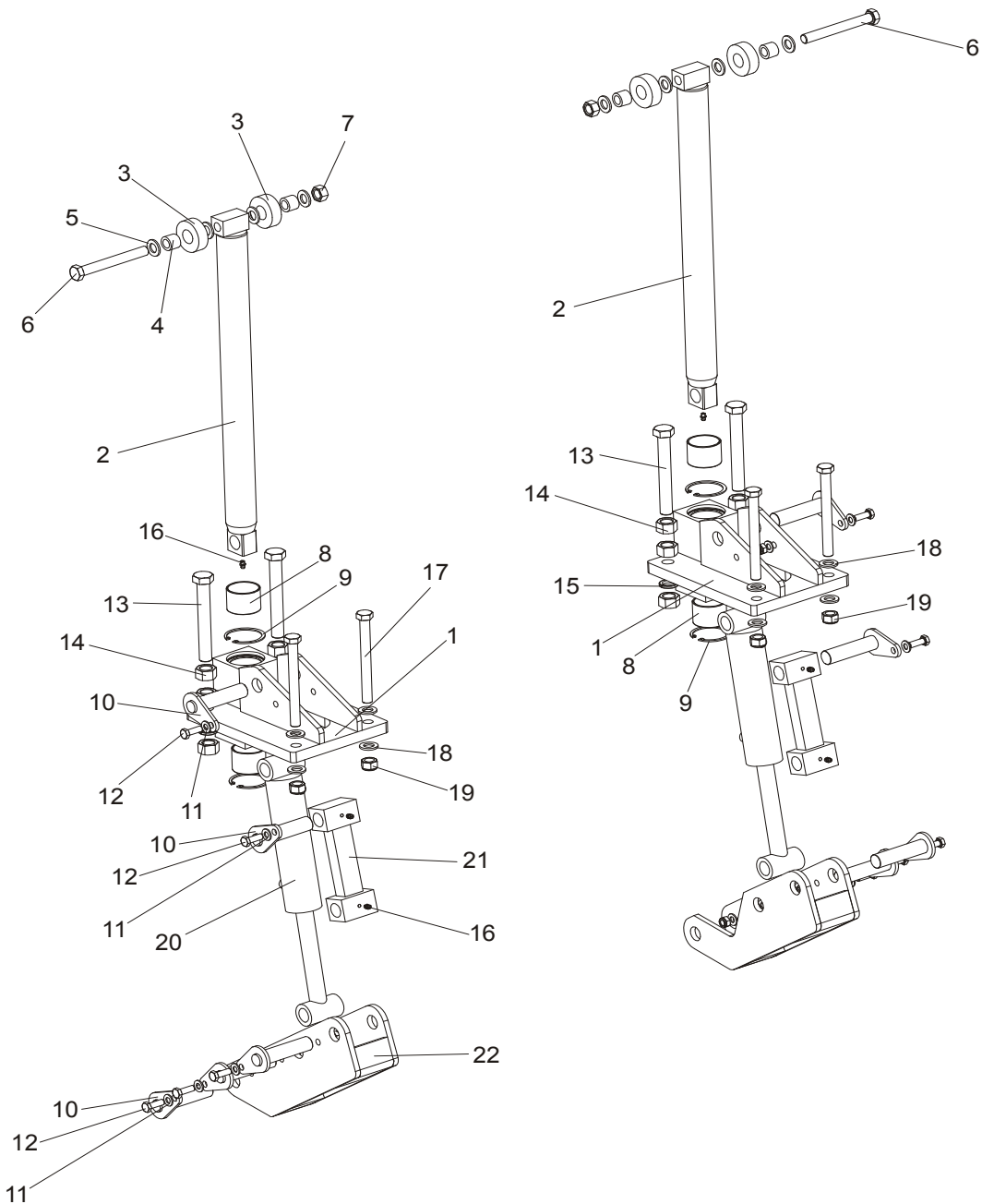


HYDRAULIC SYSTEM

Hydraulic Log Side Supports (for Stationary Sawmills)

13	Washer, 20.5 Split Lock Zinc	F81059-1	2	
14	Nut, M20-8 Hex Zinc	F81037-1	6	
15	Bolt, M16x160 -8.8 Hex Head Zinc	F81006-20	2	
16	Nut, M16-8 Hex Nylon Zinc Lock	F81036-2	2	
17	Link Weldment, LT300 Vertical Side Support	094016-1	1	
18	Fitting, M6 Grease	086280	3	
19	Bolt, M10x30-5.8 Hex Head Full Thread Zinc	F81003-2	2	
20	Washer, 10.5 Flat Zinc	F81055-1	4	
21	Nut, M10-8-B Nylon Hex Zinc Lock	F81033-1	2	
22	Cylinder, 28/150 1/4 NPT Port Hydraulic	094002	1	
23	Fitting, 3/8JIC-1/4NPT 90L	015491	2	
24	Mount Weldment, AHS/DHS Vertical Side Support Lower	098865-1	1	
25	Pin Weldment, Vertical Side Support Zinc-Plated	091197-1	6	
26	Bolt, M10x30-5.8 Hex Head Full Thread Zinc	F81003-2	6	
27	Washer, 10.5 Flat Zinc	F81055-1	12	
28	Nut, M10-8-B Nylon Hex Zinc Lock	F81033-1	6	

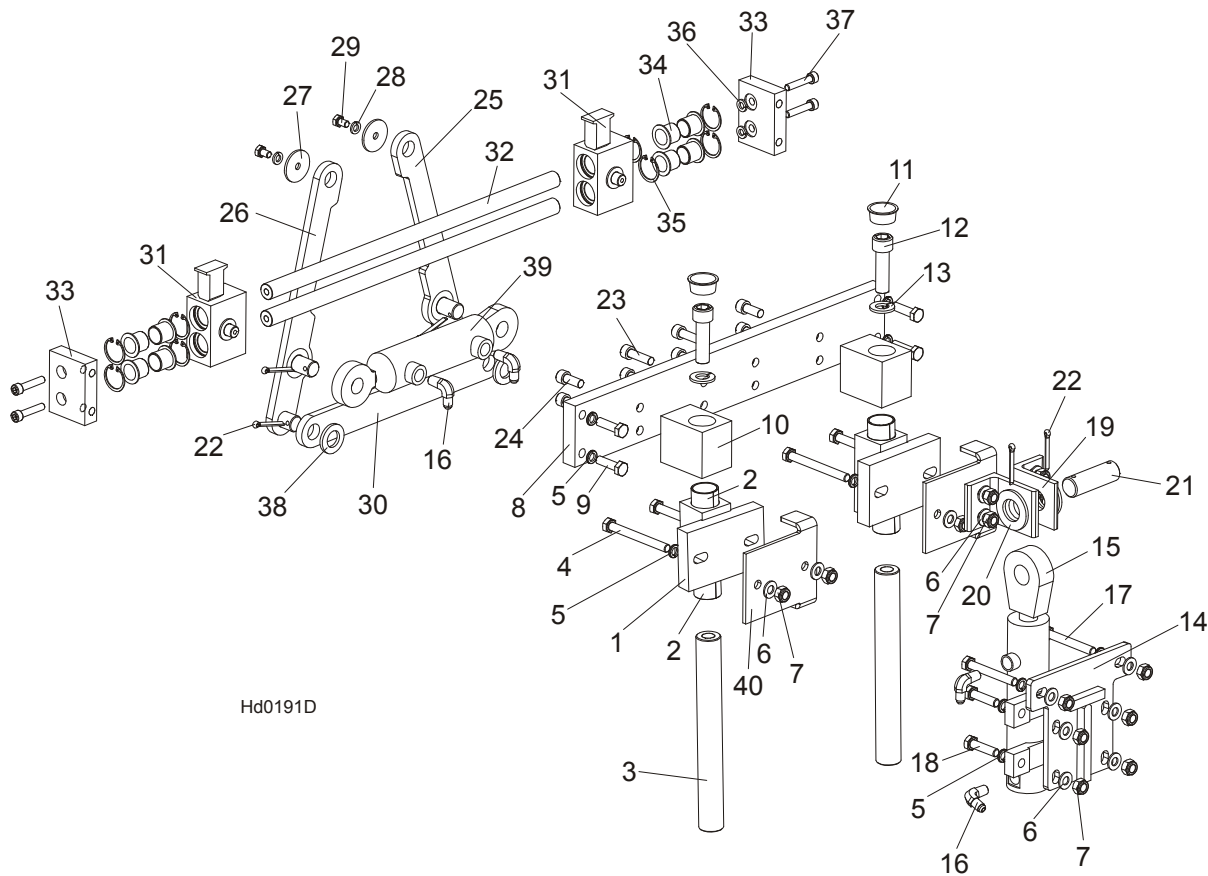
9.14 Hydraulic Log Side Supports (for Mobile Sawmills)



REF.	DESCRIPTION (◆ Indicates Parts Available In Assemblies Only)	PART #	QTY.
	SUPPORT, LT70/300 VERTICAL LOG SIDE (2)	094388	
1	Mount Weldment, LT70/300 Vertical Side Support Upper	094003-1	1
2	Rod Weldment, LT70/300 Vertical Side Support Complete	094011-1	1
3	Roller, LT70/300 Vertical Side Support Zinc-Plated	094013-1	2
4	Bushing, LT70/300 Vertical Side Support Bronze	094012	2
5	Washer, 17 Flat Zinc	F81058-1	4
6	Bolt, M16x140-8.8 Hex Head Zinc	F81006-4	1
7	Nut, M16-5.8 Hex Zinc	F81036-1	1
8	Bushing, 5040BS Non-Greasable	088660	1
9	Ring, 62W Inside Retaining	F81090-1	2

10	Pin Weldment, Vertical Side Support Zinc-Plated	091197-1	5	
11	Washer, 10.5 Flat Zinc	F81055-1	5	
12	Bolt, M10x30-5.8 Hex Head Full Thread Zinc	F81003-2	5	
13	Bolt, ISO 4017 M20x150 8.8 Zinc-Plated	F81007-3	2	
14	Nut, M20-8 Hex Zinc	F81037-1	6	
15	Washer, 20.5 Split Lock Zinc	F81059-1	2	
16	Fitting, M6 Grease	086280	2	
17	Bolt, M16x160 -8.8 Hex Head Zinc	F81006-20	2	
18	Washer, 17 Flat Zinc	F81058-1	4	
19	Nut, M16-8 Hex Nylon Zinc Lock	F81036-2	2	
20	Cylinder, 28/150 1/4 NPT Port Hydraulic	094002	1	
21	Link Weldment, LT300 Vertical Side Support	094016-1	1	
22	Mount Weldment, LT300 Vertical Side Support Lower	094387-1	1	
	SUPPORT, LT70/300 VERTICAL LOG SIDE	094010		
1	Mount Weldment, LT70/300 Vertical Side Support Upper	094003-1	1	
2	Rod Weldment, LT70/300 Vertical Side Support Complete	094011-1	1	
3	Roller, LT70/300 Vertical Side Support Zinc-Plated	094013-1	2	
4	Bushing, LT70/300 Vertical Side Support Bronze	094012	2	
5	Washer, 17 Flat Zinc	F81058-1	4	
6	Bolt, M16x140-8.8 Hex Head Zinc	F81006-4	1	
7	Nut, M16-5.8 Hex Zinc	F81036-1	1	
8	Bushing, 5040BS Non-Greasable	088660	1	
9	Ring, 62W Inside Retaining	F81090-1	2	
10	Pin Weldment, Vertical Side Support Zinc-Plated	091197-1	5	
11	Washer, 10.5 Flat Zinc	F81055-1	5	
12	Bolt, M10x30-5.8 Hex Head Full Thread Zinc	F81003-2	5	
13	Bolt, ISO 4017 M20x150 8.8 Zinc-Plated	F81007-3	2	
14	Nut, M20-8 Hex Zinc	F81037-1	6	
15	Washer, 20.5 Split Lock Zinc	F81059-1	2	
16	Fitting, M6 Grease	086280	2	
17	Bolt, M16x160 -8.8 Hex Head Zinc	F81006-20	2	
18	Washer, 17 Flat Zinc	F81058-1	4	
19	Nut, M16-8 Hex Nylon Zinc Lock	F81036-2	2	
20	Cylinder, 28/150 1/4 NPT Port Hydraulic	094002	1	
21	Link Weldment, LT70/300 Vertical Side Support	094016-1	1	
22	Mount Weldment, LT70/300 Vertical Side Support Lower	094387-1	1	

9.15 Hydraulic Pull-Down Clamp

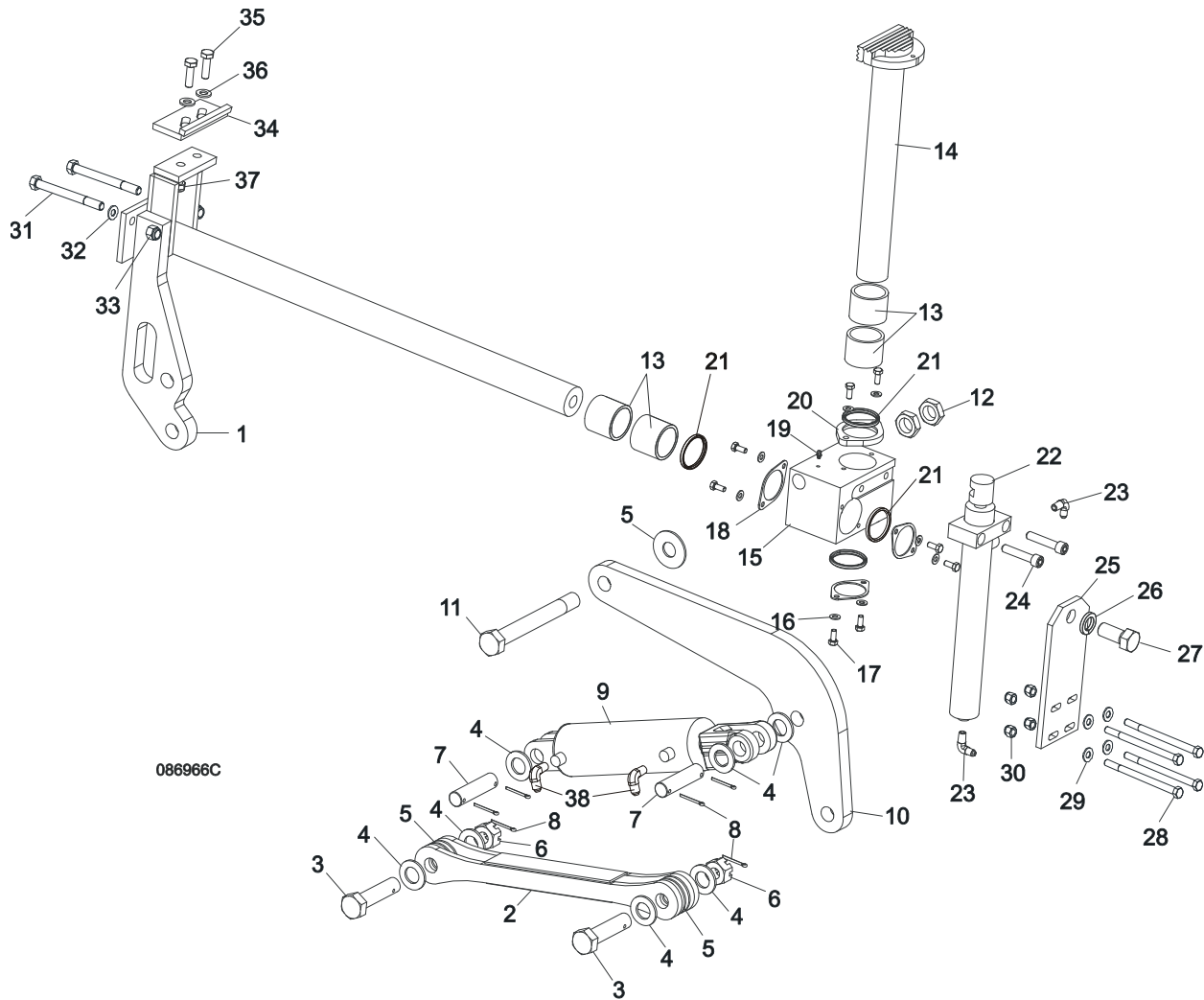


Hd0191D

REF.	DESCRIPTION (◆ Indicates Parts Available In Assemblies Only)	PART #	QTY.
	LEFT HYDRAULIC LOG CLAMP ASSEMBLY, COMPLETE	094129	1
	GUIDE BLOCK W/SELF-LUBRICATING BUSHINGS	090544	2
1	Block Weldment, Log Clamp Guide Ptd	090543-1	2
2	Bushing, 3040BS Self-lubricating	088676	2
3	Pin, Log Clamp Up/Down	088631	2
4	Bolt, M10x95-8.8-B Hex Head Zinc	F81003-71	4
5	Washer, 10.2 Split Lock Zinc	F81055-2	14
6	Washer, 10.5 Flat Zinc	F81055-1	14
7	Nut, M10-8-B Hex Nylon Zinc Lock	F81033-1	14
8	Beam, Log Clamp Main Zinc-plated	094115-1	1
9	Bolt, M10x35-8.8 Hex Head Full Thread Zinc	F81003-17	4
10	Block, Log Clamp Up/Down Painted	094124-1	2
11	Plug, M33 Thread #12428	089839	2
12	Screw, M16x55-8.8 Hex Socket Head Cap Zinc	F81006-18	2
13	Washer, 16.3 Split Lock Zinc	F81058-2	2
14	Plate Weldment, Hydraulic Cylinder Mounting Painted	094094-1	1
15	Cylinder, CJ7F-16/40/22 + UE2-40W Hydraulic	091346	1
16	Fitting, 90° Male Elbow	P09142	2
17	Bolt, M10x75-8.8 Hex Head Zinc	F81003-15	2
18	Bolt, M10x40-8.8 Hex Head Full Thread Zinc	F81003-16	4

19	Bracket, Hydraulic Cylinder Mounting Painted	094127-1	2	
20	Washer, 28 Flat Zinc	F81061-1	2	
21	Pin, 25x75 Zinc-plated	088659-1	1	
22	Pin, S-Zn 5x40 Cotter Zinc	F81043-31	4	
23	Screw, M10x35 8.8 Hex Socket Head Cap Zinc	F81003-56	4	
24	Screw, M10x25 8.8 Hex Socket Head Cap Zinc	F81003-32	4	
25	Link, Log Clamp In/Out Side Zinc-plated (1)	094097-1	1	
26	Link, Log Clamp In/Out Side Zinc-plated (2)	094099-1	1	
27	Washer, Zinc-plated Spacer	094128-1	1	
28	Washer, 8.2 Split Lock Zinc	F81054-4	2	
29	Bolt, M8x12-8.8 Hex Head Full Thread Zinc	F81002-6	2	
30	Arm, Log Clamp In/Out Zinc-plated	094092-1	1	
31	Jaw Weldment, Log Clamp Zinc-plated	094120-1	2	
32	Rod, Log Clamp Jaw Guide	094116	2	
33	Plate, Locking Zinc-plated	094117-1	2	
34	Bushing, JFM-2023-21 Flanged	094113	8	
35	Ring, W 31 Inside Retaining	F81090-15	8	
36	Washer, 8.2 Split Lock Zinc	F81054-4	4	
37	Screw, M8x40-8.8 Hex Socket Head Cap Zinc	F81002-29	4	
38	Washer, 21 Flat Zinc	F81059-2	2	
39	Cylinder SJ2F-16-40/22/80 Hydraulic	093880	1	
40	Bracket, Log Clamp Mount Painted	094098-1	2	

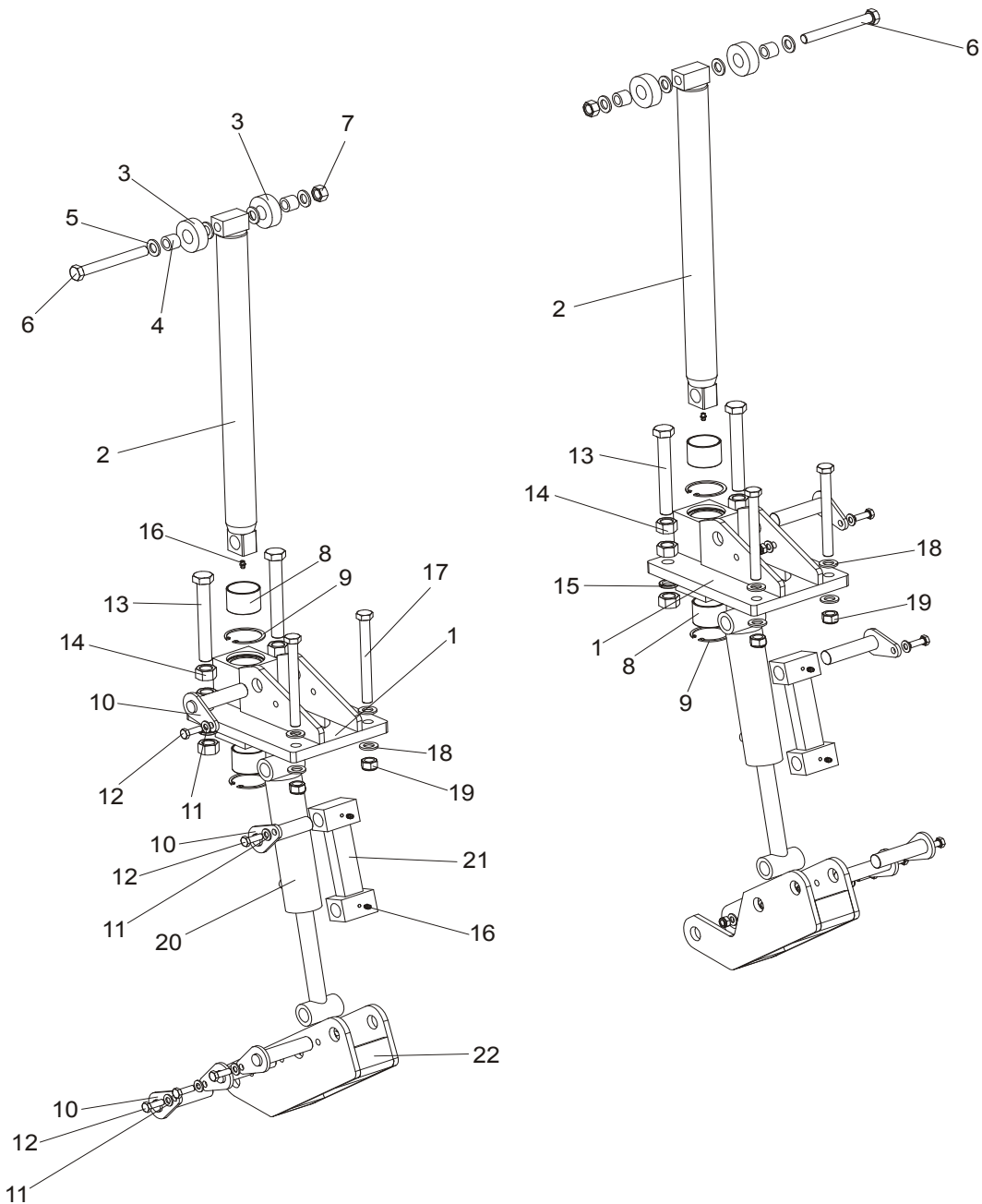
9.16 Hydraulic Log Clamp - Main



REF.	DESCRIPTION (◆ Indicates Parts Available In Assemblies Only)	PART #	QTY.
	HYDRAULIC LOG CLAMP ASSEMBLY	088658	1
1	Rod Weldment, Log Clamp Slide Ptd	086967-1	1
2	Arm Weldment, Hydraulic Clamp Link Ptd	086963-1	1
3	Pin, B 24x95/85-Clevis Zinc	F81049-2	1
4	Washer, 25 Flat Zinc	F81061-3	8
5	Washer, 25X63 Zinc-Plated	088585-1	5
6	Nut, Z M20-8-B-Slotted Castle Zinc	F81037-3	2
7	Pin, Hydraulic Cylinder Zinc-Plated	086979-1	2
8	Pin, S-Zn 6,3x45 Cotter	F81045-2	6
9	Cylinder, CJ-S96-16-70/32/178 Hydraulic	088589	1
10	Arm, Hydraulic Log Clamp Link Ptd	086974-1	1
11	Bolt, M24x217/39 -8.8-B- Hex Head Zinc	088586-1	1
12	Nut, M24 -04-B- Hex Thin Zinc	F81039-3	2
13	Bushing, 5040BS Self-Lubricating	088660	2

14	Rod Weldment, Log Clamp Vertical Painted	088582-1	1	
15	Block, Log Clamp Steel Ptd	088591-1	1	
16	Washer, 8.4 Flat Zinc	F81054-1	8	
17	Bolt, M8x20-8.8-B-Hex Head Full Thread Zinc	F81002-4	8	
18	Flange, Clamp Rod Wiper Ptd	088887-1	3	
19	Fitting, 3/16" Straight Grease	P04107	1	
20	Flange, Clamp Rod Wiper Ptd	088887-1	1	
21	Wiper, ZZ 50x60x7 Log Clamp Rod	088587	1	
22	Cylinder, CJ-S169-16-40/22/254 Hydraulic	088590	1	
23	Fitting, 1/4" NPT - 1/4" JIC Male Elbow	P09142	2	
24	Screw, M12x55 -8.8-B-Hex Socked Head Cap Zinc	F81004-23	2	
25	Plate, Log Clamp Mount Ptd	086975-1	1	
26	Washer, Z 22,5 Split Lock	F81059-4	1	
27	Bolt, M22x1,5x40 -8.8-B-Hex Head Full Thread Zinc	F81009-1	1	
28	Bolt, M10 x 125-8.8 Hex Head Zinc	F81003-18	4	
29	Washer, 10.5 Flat Zinc	F81055-1	8	
30	Nut, M10-8-B Hex Nylon Zinc Lock	F81033-1	4	
31	Bolt, M12x130-8.8-Hex Head Zinc	F81004-36	2	
32	Washer, 13 Flat Zinc	F81056-1	2	
33	Nut, M12-8 Hex Zinc	F81034-1	2	
	STOP KIT, CLAMP	K09485	1	
34	Stop Wldmt, Hydraulic Log Clamp Ptd	086980-1	1	
35	Bolt, M12 x 40 8.8 Hex Head Full Thread Zinc	F81004-4	2	
36	Washer, 13 Flat Zinc	F81056-1	2	
37	NUT, M12-8 HEX NYLON ZINC LOCK	F81034-2	4	
38	FITTING, 3/8JIC-1/4NPT 90L	015491	2	

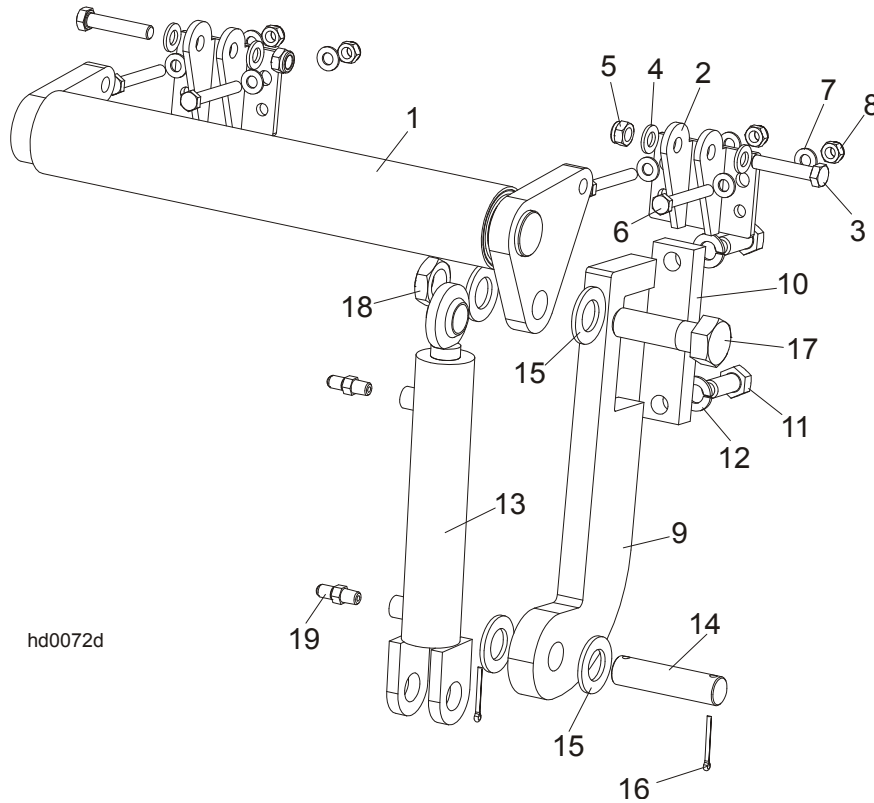
9.17 Hydraulic Log Side Supports (Super Version)



REF.	DESCRIPTION (◆ Indicates Parts Available In Assemblies Only)	PART #	QTY.
	SUPPORT, LT70/300 VERTICAL LOG SIDE (2)	094388	
1	Mount Weldment, LT70/300 Vertical Side Support Upper	094003-1	1
2	Rod Weldment, LT70/300 Vertical Side Support Complete	094011-1	1
3	Roller, LT70/300 Vertical Side Support Zinc-Plated	094013-1	2
4	Bushing, LT70/300 Vertical Side Support Bronze	094012	2
5	Washer, 17 Flat Zinc	F81058-1	4
6	Bolt, M16x140-8.8 Hex Head Zinc	F81006-4	1
7	Nut, M16-5.8 Hex Zinc	F81036-1	1
8	Bushing, 5040BS Non-Greasable	088660	1
9	Ring, 62W Inside Retaining	F81090-1	2

10	Pin Weldment, Vertical Side Support Zinc-Plated	091197-1	5	
11	Washer, 10.5 Flat Zinc	F81055-1	5	
12	Bolt, M10x30-5.8 Hex Head Full Thread Zinc	F81003-2	5	
13	Bolt, ISO 4017 M20x150 8.8 Zinc-Plated	F81007-3	2	
14	Nut, M20-8 Hex Zinc	F81037-1	6	
15	Washer, 20.5 Split Lock Zinc	F81059-1	2	
16	Fitting, M6 Grease	086280	2	
17	Bolt, M16x160 -8.8 Hex Head Zinc	F81006-20	2	
18	Washer, 17 Flat Zinc	F81058-1	4	
19	Nut, M16-8 Hex Nylon Zinc Lock	F81036-2	2	
20	Cylinder, 28/150 1/4 NPT Port Hydraulic	094002	1	
21	Link Weldment, LT300 Vertical Side Support	094016-1	1	
22	Mount Weldment, LT300 Vertical Side Support Lower	094387-1	1	
	SUPPORT, LT70/300 VERTICAL LOG SIDE	094010		
1	Mount Weldment, LT70/300 Vertical Side Support Upper	094003-1	1	
2	Rod Weldment, LT70/300 Vertical Side Support Complete	094011-1	1	
3	Roller, LT70/300 Vertical Side Support Zinc-Plated	094013-1	2	
4	Bushing, LT70/300 Vertical Side Support Bronze	094012	2	
5	Washer, 17 Flat Zinc	F81058-1	4	
6	Bolt, M16x140-8.8 Hex Head Zinc	F81006-4	1	
7	Nut, M16-5.8 Hex Zinc	F81036-1	1	
8	Bushing, 5040BS Non-Greasable	088660	1	
9	Ring, 62W Inside Retaining	F81090-1	2	
10	Pin Weldment, Vertical Side Support Zinc-Plated	091197-1	5	
11	Washer, 10.5 Flat Zinc	F81055-1	5	
12	Bolt, M10x30-5.8 Hex Head Full Thread Zinc	F81003-2	5	
13	Bolt, ISO 4017 M20x150 8.8 Zinc-Plated	F81007-3	2	
14	Nut, M20-8 Hex Zinc	F81037-1	6	
15	Washer, 20.5 Split Lock Zinc	F81059-1	2	
16	Fitting, M6 Grease	086280	2	
17	Bolt, M16x160 -8.8 Hex Head Zinc	F81006-20	2	
18	Washer, 17 Flat Zinc	F81058-1	4	
19	Nut, M16-8 Hex Nylon Zinc Lock	F81036-2	2	
20	Cylinder, 28/150 1/4 NPT Port Hydraulic	094002	1	
21	Link Weldment, LT70/300 Vertical Side Support	094016-1	1	
22	Mount Weldment, LT70/300 Vertical Side Support Lower	094387-1	1	

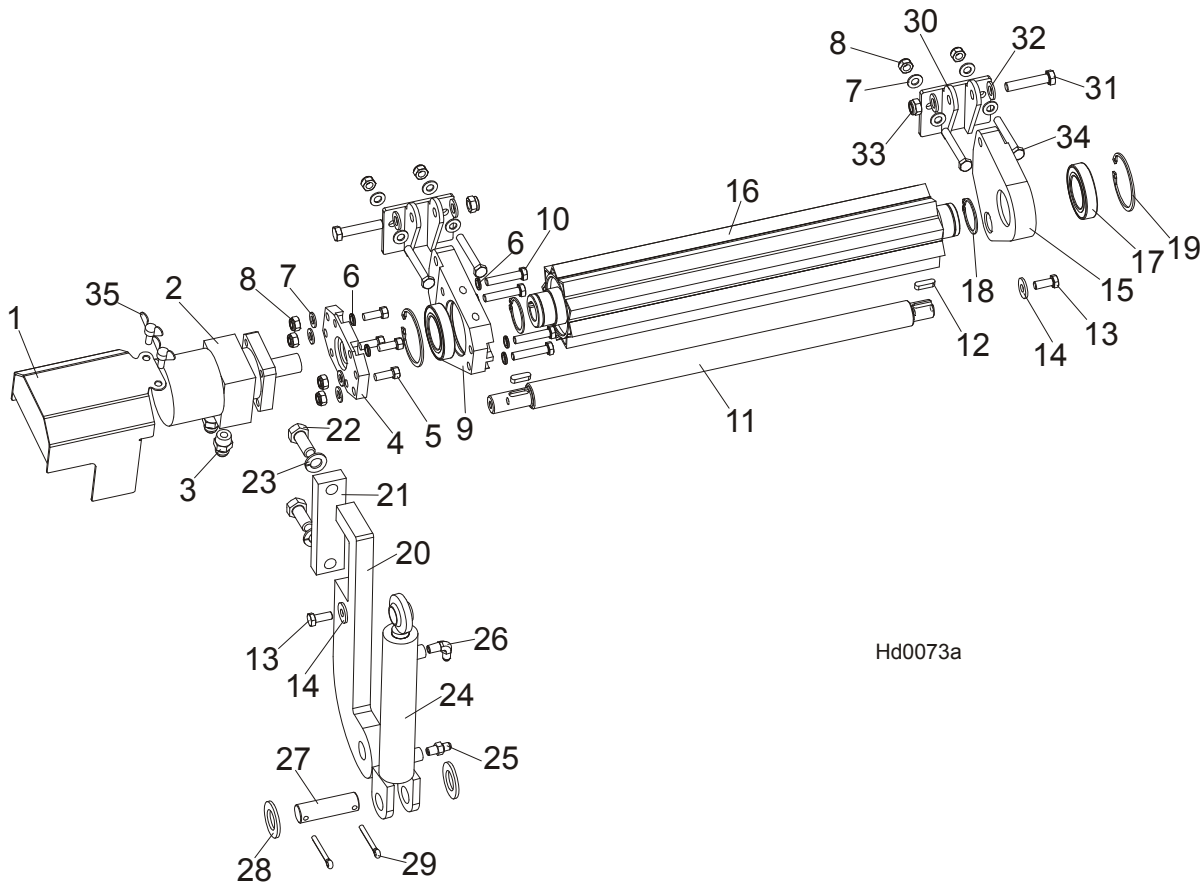
9.18 Hydraulic Toe Board



hd0072d

REF.	DESCRIPTION (◆ Indicates Parts Available In Assemblies Only)	PART#	QTY.
	HYDRAULIC TOE BOARD - REAR	092634	1
1	Toe Board Weldment, Hydraulic - Rear	086253-1	1
2	Bracket, Hydraulic Toe Board	087903-1	4
3	Bolt, M12x60mm Hex Head Zinc Grade 8.8	F81004-5	4
4	Washer, M12 Flat Zinc	F81056-1	8
5	Nut, M12 Hex Nylon Zinc Lock	F81034-2	4
6	Bolt, M10x75-8.8 Hex Head Zinc	F81003-15	8
7	Washer, M10 Flat Zinc	F81055-1	16
8	Nut, M10 Hex Nylon Zinc Lock	F81033-1	8
9	Bracket, Hydraulic Toeboard Mount	087729-1	2
10	Plate, Hydraulic Toeboard Mount	090086-1	2
11	Bolt, M16x40mm Hex Head Full Thread Zinc Grade 5.8	F81006-13	4
12	Washer, 16.3 Split Lock Zinc	F81058-2	4
13	Cylinder, CJ-S170-16-40/25/152 Hydraulic	088681	2
14	Pin, Cylinder Mount	086979-1	2
15	Washer, 28 Flat Zinc	F81061-1	8
16	Pin, 3/16x1.5 Cotter Zinc	F05012-23	4
17	Bolt, 1-8x3 1/4 Hex Head Grade 5	F05009-51	2
18	Nut, 1-14 Hex Jam Unplated	F05010-117	2
19	Fitting, 1/4NPTx1/4JIC Male	P09143	4

9.19 Power Toe Roller



REF.	DESCRIPTION (◆ Indicates Parts Available In Assemblies Only)	PART#	QTY.
	POWER ROLLER	096040	1
1	Cover, Hydraulic Motor	096037-1	1
2	Motor, MG06-13-13AAAB Hyd	P21506	1
3	Fitting, 1/2-14NPT/ 7/16-20UNF	096919	2
4	Plate, Hydraulic Motor Mount	096030-1	1
5	Screw, 3/8-16x1, HHC	F05007-7	4
6	Washer, 10.2 Split Lock Zinc	F81055-2	4
7	Washer, 10,5 Flat Zinc	F81055-1	12
8	Nut, M10-8-B Nylon Hex Zinc Lock	F81033-1	8
9	Bracket, Side w/HydroMotor Connector	096029-1	1
10	Bolt, M10x50-8.8-Hex Head Full Thread Zinc	F81003-4	4
11	Rod	096034	1
12	Key, A8x7x28 Parallel	096035	2
13	Bolt, M10x25 8.8 Hex Head Full Thread Zinc	F81003-31	2
14	Washer, 10,5 Zinc Flat Special	F81055-6	2
15	Bracket	096031-1	1
16	Roller, Pivot - Wldmt	096028-1	1
17	Bearing, 6009.2RSR	096025	2
18	Ring, Z 45 Spring Retaining	F81090-32	2
19	Ring, W 75 Spring Retaining	F81090-41	2
20	Plate, Toe Board Cylinder Mount	087729-1	1

21	Plate, Hydraulic Toe Board Mount	090086-1	1	
22	Bolt, M16x40-8.8 Hex Head Full Thread Zinc	F81006-13	2	
23	Washer, 16,3 Split Lock Zinc	F81058-2	2	
	Cylinder, Hydraulic Toe Boards	085937	1	
24	Cylinder, CJ-S170-16-40/25/152 Hydraulic	088681	1	
25	Fitting, C5205x4x4 Male	P09143	1	
26	Fitting, 1/4NPTx1/4JIC Male Elbow	P09142	1	
27	Pin, Hydraulic Cylinder Zinc	086979-1	1	
28	Washer, 28 Flat Zinc	F81061-1	2	
29	Pin, S-Zn 6,3x45	F81045-2	2	
30	Bracket, Toe Board Roller Mount	087903-1	2	
31	Bolt, M12x60-8.8 Hex Head Zinc	F81004-5	2	
32	Washer, 13 Zinc Flat	F81056-1	4	
33	Nut, M12-8 Hex Nylon Zinc Lock	F81034-2	2	
34	Bolt, M10x75-8.8-Hex Head Zinc	F81003-15	4	
35	Stud, M6x16 Wing	F81001-16	2	