

Wood-Mizer®

Replacement Parts Manual

LT40M AH Super

rev. A6.06



Safety is our #1 concern! Read and understand all safety information and instructions before operating, setting up or maintaining this machine.

Form # 1056

Table of Contents

Section-Page

SECTION 1	GENERAL INFORMATION	1-1
1.1	How To Use the Parts List.....	1-1
1.2	Sample Assembly	1-1
SECTION 2	BLADE GUIDE ROLLERS & ARM	2-1
2.1	Blade Guide Assembly, Idle Side (Standard).....	2-1
2.2	Idle Side Blade Guide Assembly, Optional (LMS).....	2-3
2.3	Blade Guide Assembly, Drive Side.....	2-5
2.4	Blade Guide Mount Block (LT40 Wide)	2-7
2.5	Blade Guide Mount Block (LT40 Wide)	2-8
2.6	Blade Guide Arm & Rollers	2-9
2.7	Blade Guide Arm Drive Assembly.....	2-10
2.8	Drive Assembly, Blade Guide Arm (LT40 Wide)	2-12
2.9	Drive Roller, Blade Guide Arm	2-14
2.10	Idler Roller, Blade Guide Arm	2-15
SECTION 3	BLADE WHEELS & TENSIONER	3-1
3.1	Blade Drive Assembly, LT40 Series AH	3-1
3.2	Idle Blade Wheel Assembly	3-3
3.3	Blade Tensioner Guide Arms (LT40 Wide)	3-4
3.4	Hydraulic Blade Tensioner Assembly.....	3-5
SECTION 4	SAW HEAD	4-1
4.1	Middle Throat Screw	4-1
4.2	Water Lube Solenoid Valve (not available in EC version)	4-1
4.3	Board Return Assembly	4-2
4.4	Clutch Lever Assembly (Optional Equipment)	4-4
4.5	Brake Assembly.....	4-6
4.6	Water Lube Assembly	4-8
4.7	LT40AC Saw Head Decals	4-10
4.8	Blade Housing Covers	4-12
4.9	Drive Belt Covers	4-14
4.10	Sawdust Chute	4-15
4.11	Saw Head Rest Pin	4-16
4.12	Saw Head Rest Bracket. Plate Mount.	4-17
4.13	LT Sawmill Saw Head Rest Bracket	4-18
4.14	Saw Head Support Bracket (only portable sawmills with the new type of frame)	4-19
4.15	LT40 Wide Saw Head Support Bracket (only machines with the new type of frame)	4-20
4.16	Saw Head Rest Assembly, LT40M - 2.2	4-21
4.17	LT40 Wide Saw Head Parts	4-22
4.18	Motor Mount Clamp	4-24
4.19	Blade Guide Arm w/Drive	4-25
SECTION 5	CONTROL & BATTERY BOXES	5-1
5.1	Control Assembly, LT40 Series AC	5-1

Table of Contents

Section-Page

5.2	Control Assembly, LT70 AH	5-3
5.3	Control Box Bracket.....	5-5
5.4	Drum Switches	5-6
5.5	Circuit Breakers.....	5-7
SECTION 6 UP/DOWN SYSTEM		6-1
6.1	Saw Head V-Brace Mount.....	6-1
6.2	Blade Height Scale	6-2
6.3	Up/Down Chain & Sprockets.....	6-4
6.4	Up/Down Motor Assembly, LT40 Series AH.....	6-6
6.5	Up/Down Drive Assembly	6-7
6.6	Safety Switches	6-8
SECTION 7 POWER FEED & TRACK ROLLERS		7-1
7.1	Upper Track Rollers And Wipers.....	7-1
7.2	Power Feed Assembly, LT40 Series AH.....	7-2
7.3	Feed Chain/Stop	7-4
7.4	Lower Track Rollers	7-6
SECTION 8 BED FRAME ASSEMBLY		8-1
8.1	Bed Rail Assembly, Front (LT20/40/70M Super).....	8-1
8.2	Bed Rail Assembly, Middle (LT20/40/70M Super).....	8-2
8.3	Flat Bed Rail (LT70S Super)	8-3
8.4	Additional Angled Bed Rail (Long) - Complete	8-5
8.5	Additional Flat Bed Rail (Long) - Complete	8-6
8.6	Additional Flat Bed Rail (Short) - Complete	8-7
8.7	Additional Angled Bed Rail (Short) - Complete	8-8
8.8	Angled Bed Rails for "M" Frame	8-9
8.9	Angled Bed Rails for "M-Super" Frame	8-11
8.10	Plate Set, M Type Frame Bed Rail 1-2 & 2-3 (Option)	8-12
8.11	Bed Extension LT40 (0.9m) - Complete	8-13
8.12	Fine Adjust Outrigger Leg.....	8-15
8.13	Board Removal Bumper for "M" Frame	8-16
8.14	Long Table	8-17
8.15	Outrigger Leg Kit, M Super Frame	8-18
8.16	Stationary Legs for "M" Super Frame	8-19
8.17	Stationary Legs, "S" Super Frame	8-21
8.18	Board Removal Bumper Assembly ("Super" Frame)	8-23
8.19	LT20/40/70M Saw Head Rest Pin Assembly	8-25
8.20	Tie Down Chain Assembly	8-26
8.21	Blockade, LT40 Control Box	8-27
8.22	Stationary Legs, "M" Super Frame	8-28
8.23	Inspection Platform (DC Sawmills Only)	8-30
8.24	Inspection Platform (New M-type Frame, Mobile Sawmills).....	8-31
8.25	Inspection Platform (M-type Frame Sawmills).....	8-32
8.26	Inspection Platform for the Old Type Frame (Optional).....	8-33
8.27	Octagonal Profile Sawing Tool (Option)	8-34

Table of Contents

Section-Page

8.28	Sawmill Transport Bracket Assembly (Option)	8-35
------	---	------

SECTION 9 HYDRAULIC SYSTEM

9-1

9.1	Hydraulic Hoses, LT40/70M Super	9-1
9.2	Hydraulic Boxes, Super AC	9-3
9.3	Quick Disconnect Fittings for 1/4" Hoses (LT70M Super, Option)	9-4
9.4	Quick Disconnect Fittings for 3/8" Hoses (LT70M Super, Option)	9-5
9.5	Hydraulic Control Box, LT20 Series AHS3	9-6
9.6	Hydraulic Control Box, LT40/70 AC 14-Section	9-8
9.7	Hydraulic Control Box, LT40/70M Super (AC)	9-11
9.8	Hydraulic Control Box, LT40/70 Series AHS2/3/4	9-13
9.9	Hydraulic Control Box, LT40/70 AHS2	9-15
9.10	Hydraulic Control Box, AC 11-Section	9-17
9.11	Hydraulic Control Box, LT40/LT70 AC 10-Section	9-20
9.12	Hydraulic Electrical Box, AC	9-22
9.13	Shock Absorber Assembly - Option for Sawmills Equipped with Hydraulics	9-23
9.14	Wireless Control Assembly (Option)	9-25
9.15	Hydraulic Log Loader, S/M Frame	9-26
9.16	Hydraulic Log Loader for "M" Super Frames	9-28
9.17	Hydraulic Log Loader, Extended for "S", "M" and "M Super" Frames with 2.5 t. and 2.6 t. Trailer	9-30
9.18	Hydraulic Log Side Supports (for Stationary Sawmills)	9-32
9.19	Vertical Side Support Kit - L-type frame	9-33
9.20	Hydraulic Log Turner	9-35
9.21	Chain Log Turner with Bracket	9-37
9.22	Chain Log Turner	9-38
9.23	Hydraulic Log Side Supports (for Stationary Sawmills)	9-40
9.24	Hydraulic Log Side Supports (for Stationary Sawmills)	9-42
9.25	Vertical Side Support for Stationary Frames	9-43
9.26	Vertical Side Support (for Stationary Frames)	9-45
9.27	Hydraulic Log Side Supports (for Mobile Sawmills)	9-47
9.28	Hydraulic Log Side Supports (for Mobile Sawmills)	9-49
9.29	Hydraulic Pull-Down Clamp	9-51
9.30	Main Hydraulic Log Clamp (2 Rods)	9-53
9.31	Hydraulic Log Clamp - main	9-55
9.32	Main Log Clamp (540970)	9-57
9.33	Two-Plane Log Clamp - M-type Frame +100 (544213)	9-59
9.34	Hydraulic Log Side Supports (Super Version)	9-61
9.35	Hydraulic Toe Board	9-63
9.36	Left Hydraulic Toe Board (mounted on lower bed rail)	9-64
9.37	Driven Log Levelling Roller (mounted on lower bed rail)	9-65
9.38	Power Toe Roller	9-67
9.39	Power Toe Roller (Option)	9-69
9.40	Driven Log Levelling Roller, Lower Bed Rail (Option)	9-71
9.41	Driven Log Levelling Roller, Right w/2 Cylinders (Option)	9-73
9.42	Driven Log Levelling Roller, Left w/2 Cylinders	9-75
9.43	Hydraulic Toe Board, Bottom Bed Rail	9-77
9.44	Turner, Left Chain Log - COMPLETE (533910)	9-78

Table of Contents

Section-Page

9.45	Log Side Support Roller. 516142	9-80
9.46	Hydraulic Cylinder. 520414	9-81
9.47	Cylinder Assembly. 555238	9-82
9.48	Front Box. 555429	9-83
9.49	Front Box. 555430	9-85
9.50	Rear Box. 555445	9-87
9.51	Hydraulic Control Box 14 sec. 5.5 kW (550023)	9-89
9.52	Front Box. 555426	9-92
9.53	Rear Box. 555444	9-94
9.54	Front Box. 555427	9-96
9.55	Front Box. 555432	9-98
9.56	Front Box. 555433	9-100
9.57	Front Box. 555435	9-102

SECTION 1 GENERAL INFORMATION

1.1 How To Use the Parts List

- Use the index above to locate the assembly that contains the part you need.
- Go to the appropriate section and locate the part in the illustration.
- Use the number pointing to the part to locate the correct part number and description in the table.
- Parts shown indented under another part are included with that part.
- Parts marked with a diamond (◆) are only available in the assembly listed above the part.

See the sample table below. Sample Part #A01111 includes part F02222-2 and subassembly A03333. Subassembly A03333 includes part S04444-4 and subassembly K05555. The diamond (◆) indicates that S04444-4 is not available except in subassembly A03333. Subassembly K05555 includes parts M06666 and F07777-77. The diamond (◆) indicates M06666 is not available except in subassembly K05555.

1.2 Sample Assembly				
REF.	DESCRIPTION (◆ Indicates Parts Available In Assemblies Only)	PART #	QTY	
	Sample Assembly, Complete (Includes All Indented Parts Below)	A01111	1	
1	Sample Part	F02222-22	1	
	Sample Subassembly (Includes All Indented Parts Below)	A03333	1	
2	Sample Part (◆ Indicates Part Is Only Available With A03333)	S04444-4	1	◆
	Sample Subassembly (Includes All Indented Parts Below)	K05555	1	
3	Sample Part (◆ Indicates Part Is Only Available With K05555)	M06666	2	◆
4	Sample Part	F07777-77	1	

To Order Parts:

- From Europe call our European Headquarters and Manufacturing Facility in Kolo, Poland at **+48-63-2626000**. From the continental U.S., call our toll-free Parts hotline at **1-800-525-8100**. Have your customer number, vehicle identification number, and part numbers ready when you call. From other international locations, contact the Wood-Mizer distributor in your area for parts.

Office Hours:

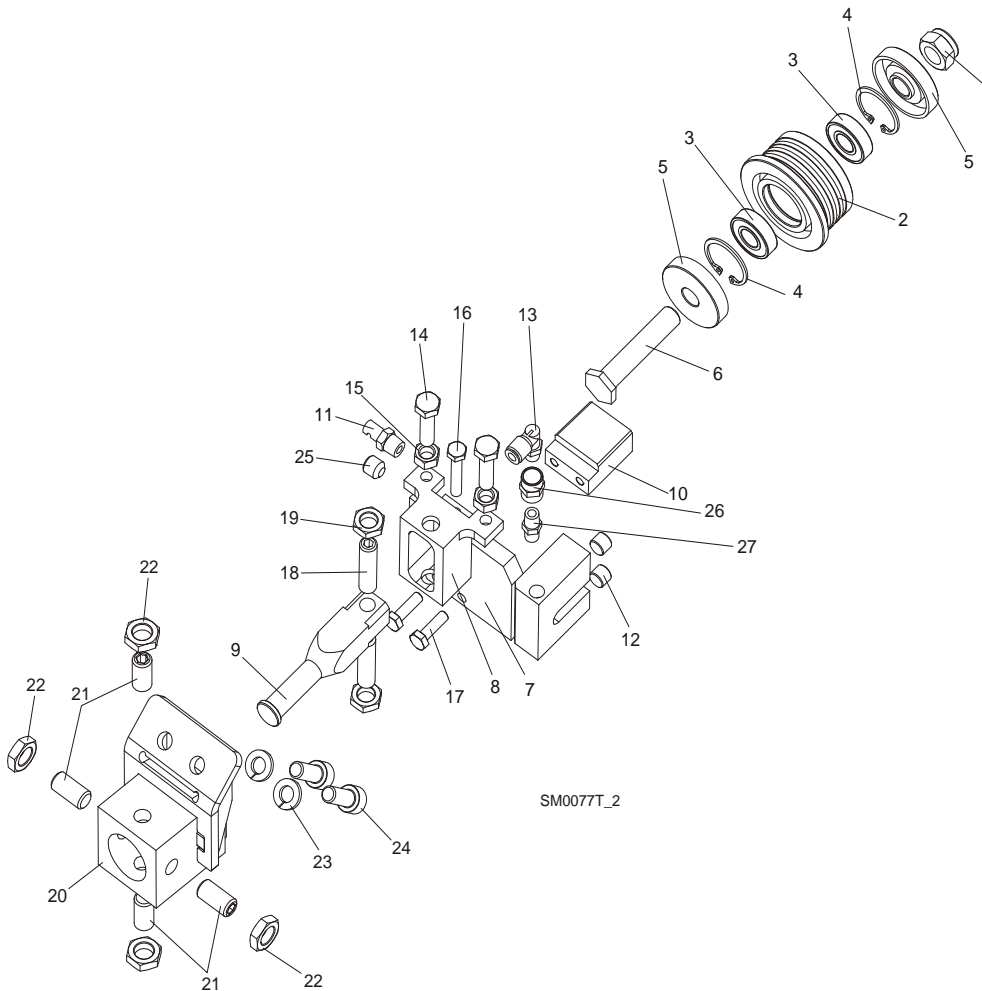
Country	Monday - Friday	Saturday	Sunday
Poland	7-15	Closed	Closed
US	8 a.m.- 5 p.m.	8 a.m.- 12 p.m.	Closed



CAUTION! It is strongly recommended that only original spare parts be used.

SECTION 2 BLADE GUIDE ROLLERS & ARM

2.1 Blade Guide Assembly, Idle Side (Standard)



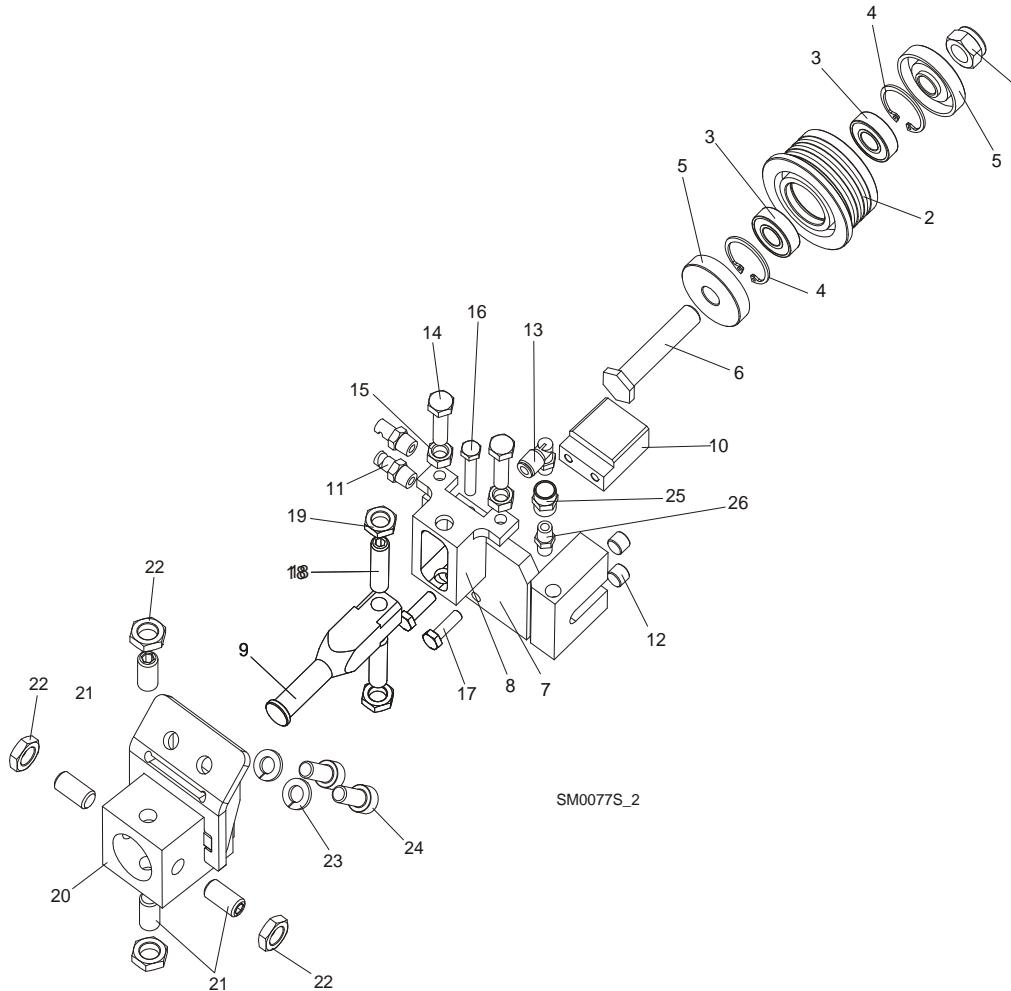
REF.	DESCRIPTION (◆ Indicates Parts Available In Assemblies Only)	PART#	QTY
	BLADE GUIDE ASSEMBLY, IDLE SIDE	092523	1
	Roller, Blade Guide Narrow w/Bearings	088261	1
	Roller, Blade Guide W/Bearings Extended (for optional use with 1 1/2" blades)	092939	1
1	Nut, M12-8 Hex Nylon Zinc Lock	F81034-2	1
2	Roller, Blade Guide Narrow	087889	1
	Roller, Blade Guide Extended (for optional use with 1 1/2" blades)	087890	1
3	Bearing, 6001 2RSR NACHI	087893	2
4	Ring, W28 Inside Retaining	F81090-9	2
5	Washer, Spacer	087891	2 (1)
	Washer, Spacer (used with the Extended Roller only) ¹	087892-1	1
6	Bolt, Blade Guide Roller Zinc-Plated	087761-1	1
	Bolt, Blade Guide Roller Zinc Plated (used with the Extended Roller only)	092940-1	1
7	Block Weldment, Nozzle Zinc-Plated	087750-1	1
8	Block, Zinc-Plated Roller Guide Adjuster	087756-1	1

Blade Guide Rollers & Arm*Blade Guide Assembly, Idle Side (Standard)*

9	Shaft, Zinc-Plated Blade Guide Mount (Narrow Roller)	088255-1	1	
	Shaft, Zinc-Plated Blade Guide Mount (Wide Roller)	501406-1	1	
10	Block, Blade Guide Zinc	096956-1	1	
11	Nozzle, Blade Water Lube Spray	016637	1	
12	Plug, M10x1 DIN 906 BN40 "BOSSARD"	F81015-3	2	
13	Fitting, 90° Elbow 1/8NPT-1/4 Tube Swivel	P09736	1	
14	Bolt, M8x30 DIN933 A2-70 Stainless Steel	F81002-27	2	
15	Nut, M8 DIN934 A2-70 Stainless Steel	F81032-7	2	
16	Bolt, M6x30 DIN933 A2-70 Stainless Steel	F81001-37	1	
17	Bolt, M6x20-8.8 Hex Head Full Thread Zinc	F81001-2	2	
18	Screw, M10x1x40 DIN913 Stainless Steel Set	F81015-2	2	
19	Nut, M10x1-04-ST-A2 ISO 8675 Thin	F81033-10	2	
20	BLOCK WELDMENT, PAINTED BLADE GUIDE MOUNT	514887-1	1	
21	SCREW, M10X1X25 DIN913 STAINLESS STEEL SET	F81015-4	4	
22	NUT, M10x1-04-ST-A2 ISO 8675 THIN	F81033-10	4	
23	WASHER, 8.2 SPLIT LOCK ZINC	F81054-4	2	
24	SCREW, M8 X 20-8.8 HEX SOCKET HEAD CAP ZINC	F81002-30	2	
25	FITTING, 1/8 NPT SOCKET PIPE PLUG	P30127	1	
26	FITTING, 1/8FPT COUPLING	P05748	1	
27	NIPPLE, 1/8 DRY SEAL	P02764	1	

¹ Used only from the flanged side of the roller.

2.2 Idle Side Blade Guide Assembly, Optional (LMS)



REF.	DESCRIPTION (◆ Indicates Parts Available In Assemblies Only)	PART#	QTY
	BLADE GUIDE ASSEMBLY, IDLE SIDE	087749	1
	Roller, Blade Guide Narrow w/Bearings	088261	1
	Roller, Blade Guide W/Bearings Extended (for optional use with 1 1/2" blades)	092939	1
1	Nut, M12-8 Hex Nylon Zinc Lock	F81034-2	1
2	Roller, Blade Guide Narrow	087889	1
	Roller, Blade Guide Extended (for optional use with 1 1/2" blades)	087890	1
3	Bearing, 6001 2RSR NACHI	087893	2
4	Ring, W28 Inside Retaining	F81090-9	2
5	Washer, Spacer	087891	2 (1)
	Washer, Spacer (used with the Extended Roller only) ¹	087892-1	1
6	Bolt, Blade Guide Roller Zinc-Plated	087761-1	1
	Bolt, Blade Guide Roller Zinc Plated (used with the Extended Roller only)	092940-1	1
7	Block Weldment, Nozzle Zinc-Plated	087750-1	1
8	Block, Zinc-Plated Roller Guide Adjuster	087756-1	1

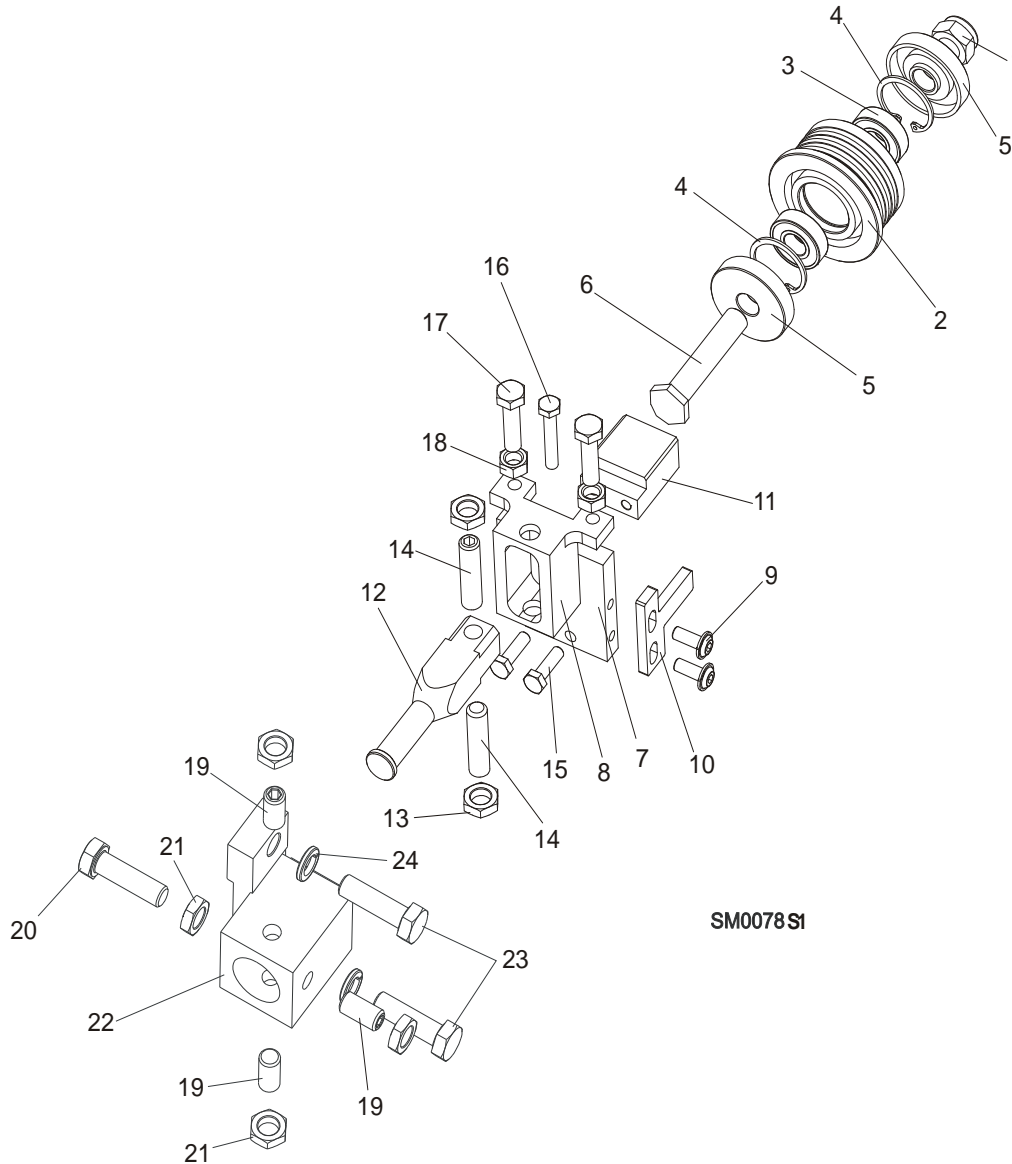
2 Blade Guide Rollers & Arm

Idle Side Blade Guide Assembly, Optional (LMS)

9	Shaft, Zinc-Plated Blade Guide Mount (Narrow Roller)	088255-1	1	
	Shaft, Zinc-Plated Blade Guide Mount (Wide Roller)	501406-1	1	
10	Block, Blade Guide Zinc	096956-1	1	
11	Nozzle, Blade Lube Spray	033479	2	
12	Plug, M10x1 DIN 906 BN40 "BOSSARD"	F81015-3	2	
13	Fitting, 90° Elbow 1/8NPT-1/4 Tube Swivel	P09736	1	
14	Bolt, M8x30 DIN933 A2-70 Stainless Steel	F81002-27	2	
15	Nut, M8 DIN934 A2-70 Stainless Steel	F81032-7	2	
16	Bolt, M6x30 DIN933 A2-70 Stainless Steel	F81001-37	1	
17	Bolt, M6x20-8.8 Hex Head Full Thread Zinc	F81001-2	2	
18	Screw, M10x1x40 DIN913 Stainless Steel Set	F81015-2	2	
19	Nut, M10x1-04-ST-A2 ISO 8675 Thin	F81033-10	2	
20	BLOCK WELDMENT, PAINTED BLADE GUIDE MOUNT	514887-1	1	
21	SCREW, M10X1X25 DIN913 STAINLESS STEEL SET	F81015-4	4	
22	NUT, M10x1-04-ST-A2 ISO 8675 THIN	F81033-10	4	
23	WASHER, 8.2 SPLIT LOCK ZINC	F81054-4	2	
24	SCREW, M8 X 20-8.8 HEX SOCKET HEAD CAP ZINC	F81002-30	2	
25	FITTING, 1/8FPT COUPLING	P05748	1	
26	NIPPLE, 1/8 DRY SEAL	P02764	1	

¹ Used only from the flanged side of the roller

2.3 Blade Guide Assembly, Drive Side



REF.	DESCRIPTION (◆ Indicates Parts Available In Assemblies Only)	PART#	QTY
	BLADE GUIDE ASSEMBLY, DRIVE SIDE	087748	1
	Roller, Blade Guide Narrow W/Bearings	088261	1
	Roller, Blade Guide W/Bearings Extended (for optional use with 1 1/2" blades)	092939	1
1	Nut, M12-8 Hex Nylon Zinc Lock	F81034-2	1
2	Roller, Blade Guide Narrow	087889	1
	Roller, Blade Guide Extended (for optional use with 1 1/2" blades)	087890	1
3	Bearing, 6001 2RSR NACHI	087893	2
4	Ring, W28 Inside Retaining	F81090-9	1
5	Washer, Spacer	087891	2 (1)
	Washer, Spacer (used with the Extended Roller only) ¹	087892-1	1



Blade Guide Rollers & Arm

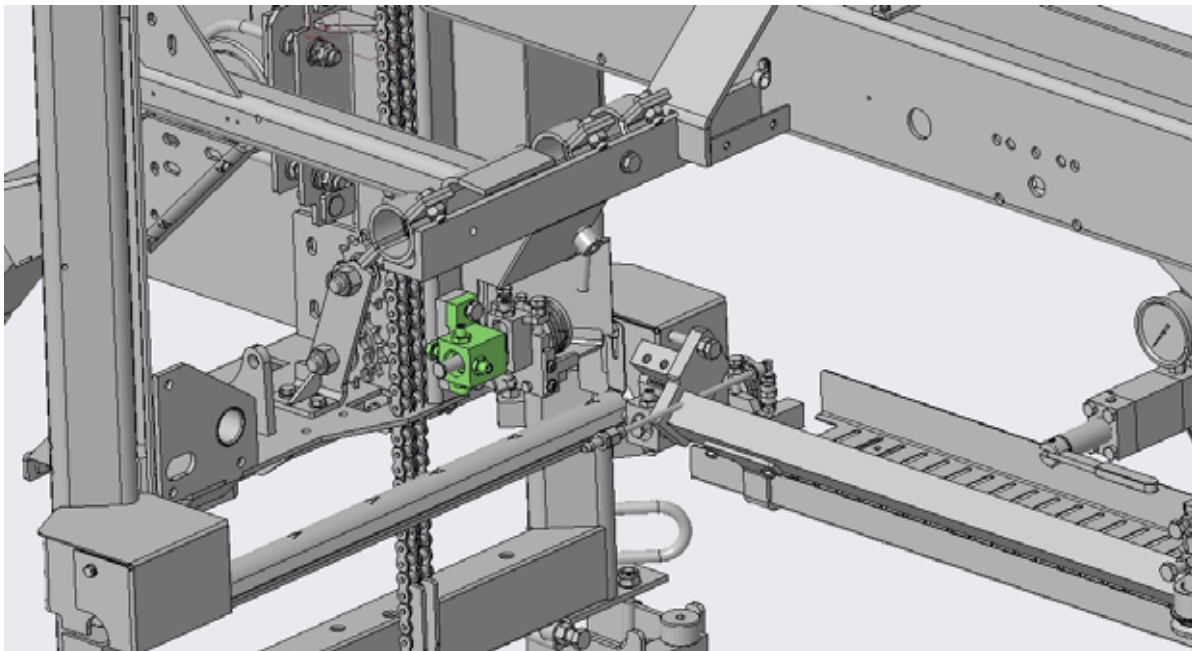
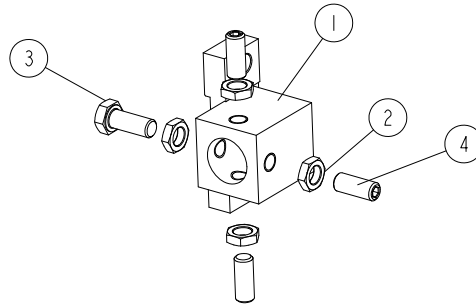
Blade Guide Assembly, Drive Side

6	Bolt, Blade Guide Roller Zinc-Plated	087761-1	1	
	Bolt, Blade Guide Roller Zinc Plated (used with the Extended Roller only)	092940-1	1	
7	Plate, Zinc-Plated Blade Guide Mounting	087753-1	1	
8	Block, Zinc-Plated Roller Guide Adjuster	087756-1	1	
9	Screw, M6x16 BN 11252 "BOSSARD"	F81001-24	2	
10	Wiper, Blade Zinc-Plated	087757-1	1	
11	Block, Blade Guide Zinc	096956-1	1	
12	Shaft, Zinc-Plated Blade Guide Mount (Narrow Roller)	088255-1	1	
	Shaft, Zinc-Plated Blade Guide Mount (Wide Roller)	501406-1	1	
13	Nut, M10x1-04-ST-A2 ISO 8675 Thin	F81033-10	2	
14	Screw, M10x1x40 DIN913 Stainless Steel Set	F81015-2	2	
15	Bolt, M6x20-8.8 Hex Head Full Thread Zinc	F81001-2	2	
16	Bolt, M6x30 DIN933 A2-70 Stainless Steel	F81001-37	1	
17	Bolt, M8x30 DIN933 A2-70 Stainless Steel	F81002-27	2	
18	Nut, M8 DIN934 A2-70 Stainless Steel	F81032-7	2	
19	Screw, M10X1X25 DIN913 Stainless Steel Set	F81015-4	3	
20	BOLT, M10X1X25 DIN 933 STAINLESS STEEL	F81003-28	1	
21	NUT, M10x1-04-ST-A2 ISO 8675 THIN	F81033-10	4	
22	BLOCK WELDMENT, BLADE GUIDE MOUNT	087744	1	
23	BOLT, M10X35-8.8 HEX HEAD FULL THREAD ZINC	F81003-17	2	
24	WASHER, 10.2 SPLIT LOCK ZINC	F81055-2	2	

¹ Used only from the flanged side of the roller

2.4 Blade Guide Mount Block (LT40 Wide)

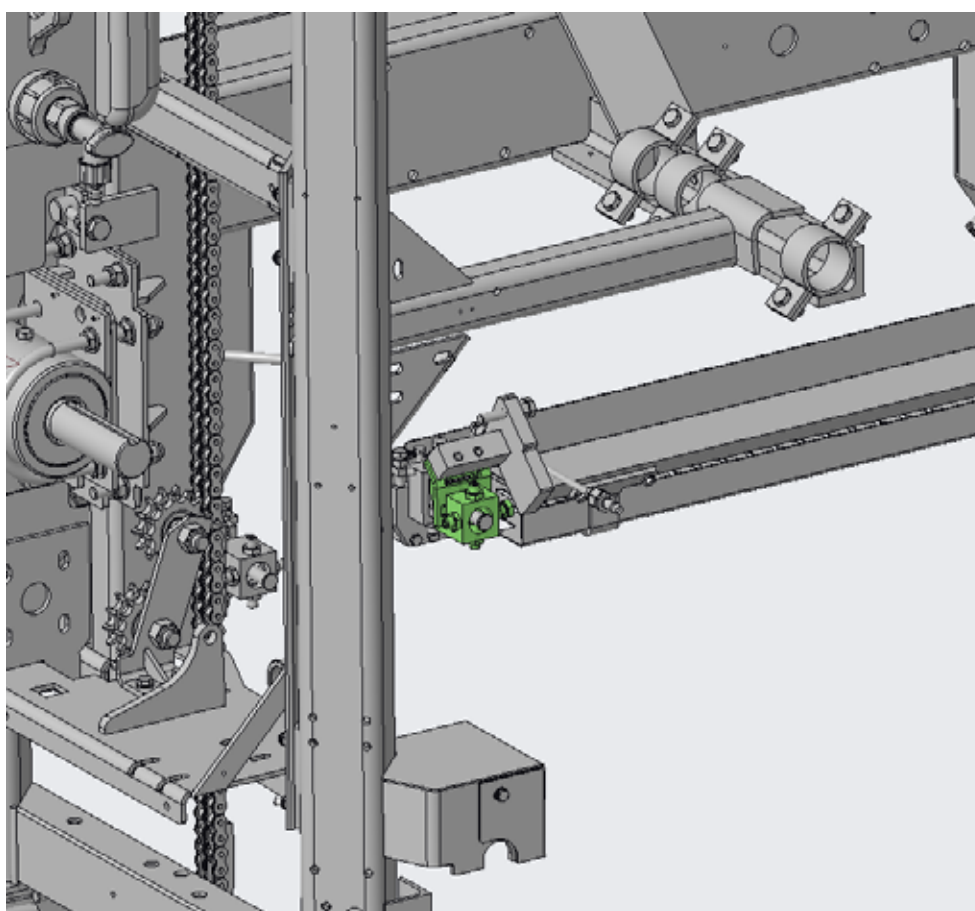
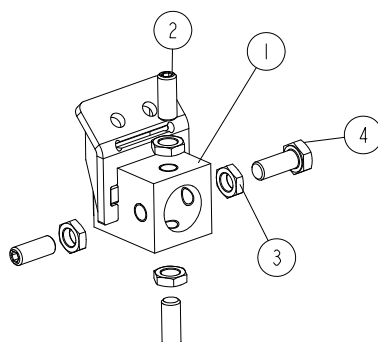
544238_001
544238_MANUAL



REF.	DESCRIPTION (◆ Indicates Parts Available In Assemblies Only)	PART#	QTY
-	BLOCK, BLADE GUIDE MOUNT - COMPLETE	544238	1
1	BLOCK WELDMENT, BLADE GUIDE MOUNT	087744-1	1
2	NUT, M10X1-04-ST-A2E ISO8675 THIN	F81033-10	4
3	BOLT, M10X1X25 DIN 933 STAINLESS STEEL	F81003-28	1
4	SCREW, M10X1X25 DIN 913 STAINLESS STEEL SET	F81015-4	3

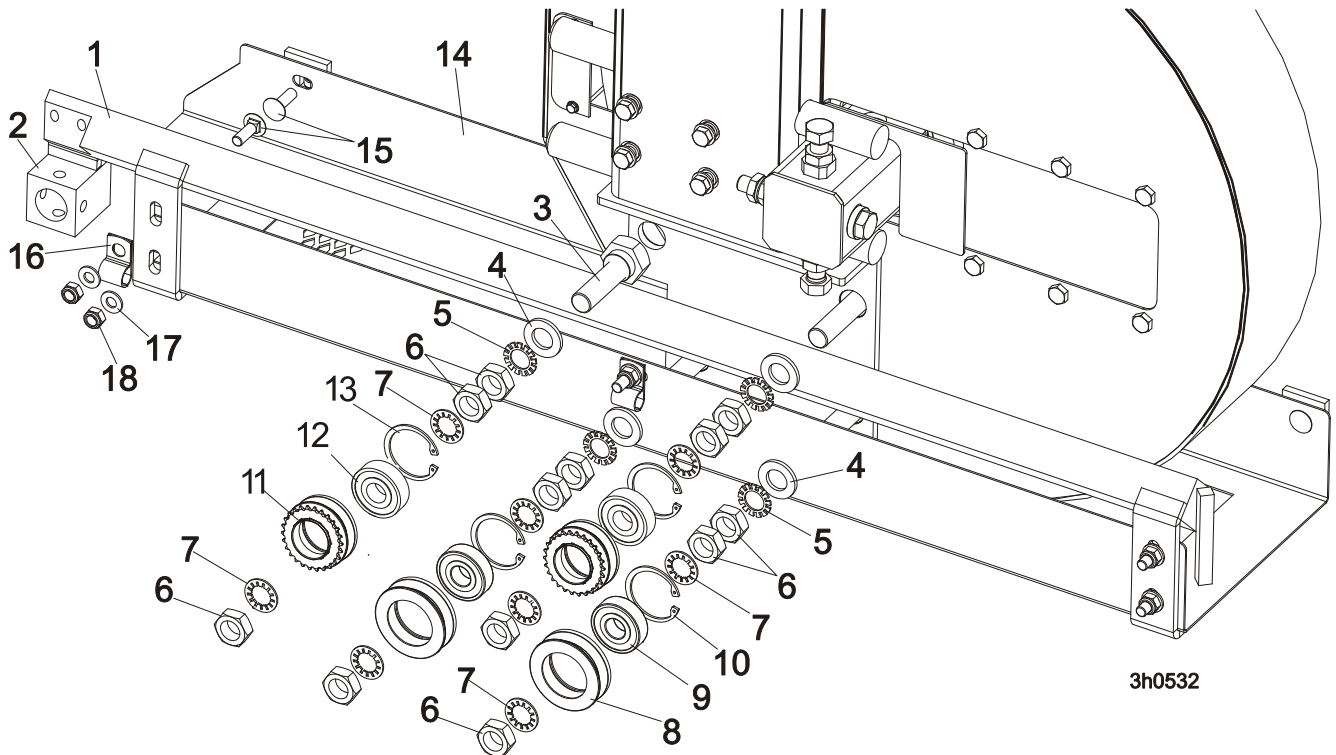
2.5 Blade Guide Mount Block (LT40 Wide)

544242_001
 544242_MANUAL



REF.	DESCRIPTION (* indicates parts available in assemblies only)	PART #	QTY
1	BLOCK WELDMENT, LEFT BLADE GUIDE MOUNT - COMPLETE	514887-1	1
2	SCREW, M10X1X25 DIN 913 STAINLESS STEEL SET	F81015-4	3
3	NUT, M10X1-04-ST-A2E ISO8675 THIN	F81033-10	4
4	BOLT, M10X1X25 DIN 933 STAINLESS STEEL	F81003-28	1

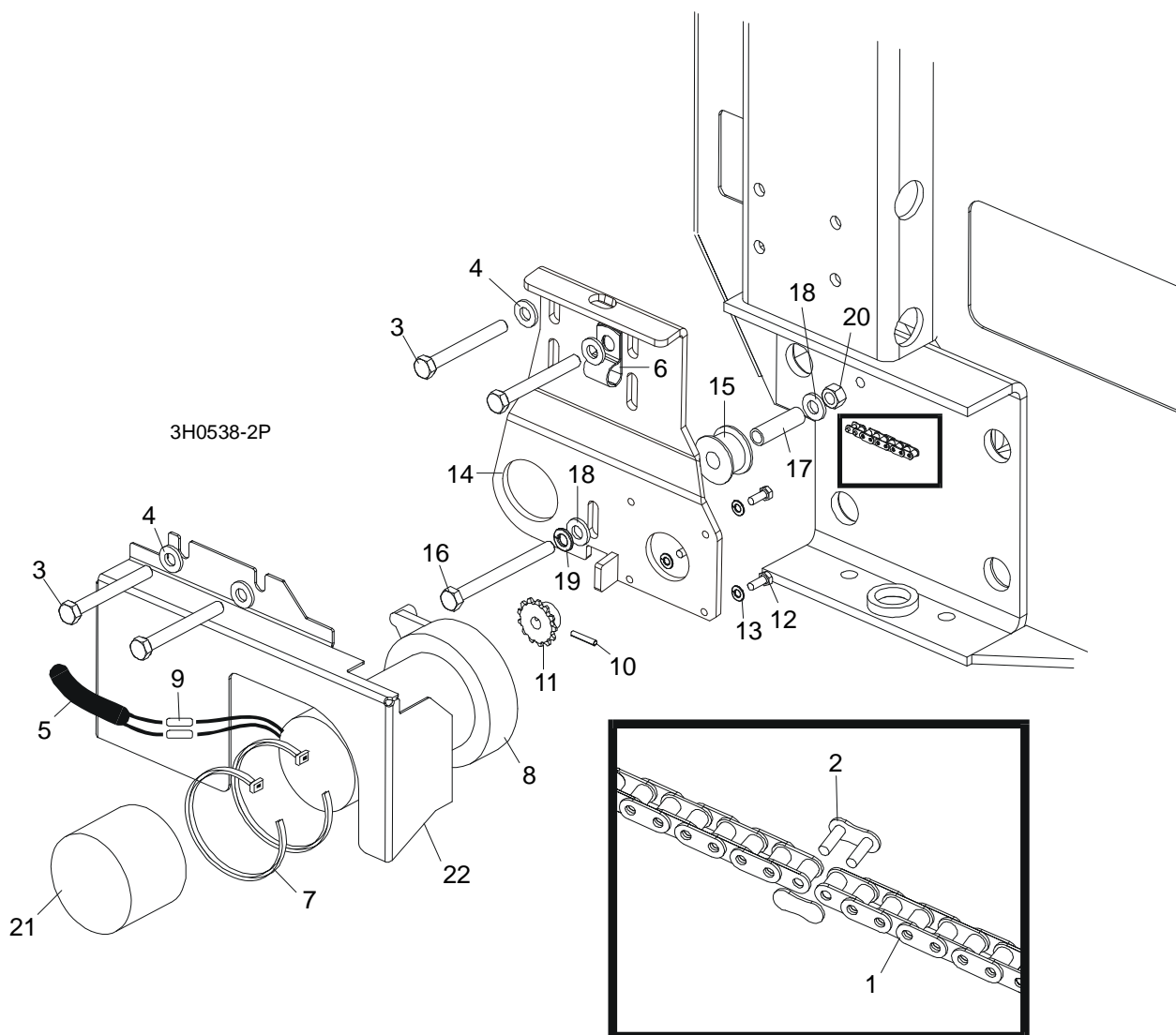
2.6 Blade Guide Arm & Rollers



REF.	DESCRIPTION (◆ Indicates Parts Available In Assemblies Only)	PART #	QTY	
1	BLADE GUIDE ARM WELDMENT	505934-1	1	
2	BLOCK WELDMENT, PAINTED BLADE GUIDE MOUNT	514887-1	1	
3	BOLT, BLADE GUIDE ARM ROLLER CAM	086508-1	4	
	BOLT, BLADE GUIDE ARM ROLLER CAM /HARDWOODS	505113-1 ¹	1	
4	WASHER, 17 FLAT ZINC	F81058-1	4	
5	WASHER, 5/8" EXTERNAL STAR	F05011-26	4	
6	NUT, 5/8-18 HEX JAM	F05010-11	12	
7	WASHER, 5/8" INTERNAL STAR	F05011-25	8	
	ROLLER ASSEMBLY, BLADE GUIDE ARM WITH BEARING	093855	2	
8	Roller, Blade Guide Arm V-Groove	093856-1	1	◆
9	Bearing, 6203-2RSP6-5/8 CX	095087	1	
10	Ring, W40 Inside Retaining	F81090-3	1	
	ROLLER ASSEMBLY, BLADE GUIDE ARM WITH BEARING AND SPROCKET	501496	2	
11	Roller, Blade Guide Arm w/Sprocket	501495-1	1	◆
12	Bearing, 6203-2RSP6-5/8 CX	095087	1	
13	Ring, W40 Inside Retaining	F81090-3	1	◆
14	GUIDE, BLADE	087042-1	1	
15	BOLT, M8x20-8.8 CARRIAGE HEAD ZINC	F81002-11	7	
16	CLAMP, 1/2EMT COATED	P07584	2	
17	WASHER, 8.4 FLAT ZINC	F81054-1	7	
18	NUT, M8-8-B HEX NYLON ZINC LOCK	F81032-2	7	

¹ Mount instead of one 086508-1 bolt in LT40 saw head for hardwoods.

2.7 Blade Guide Arm Drive Assembly



REF.	DESCRIPTION (◆ Indicates Parts Available In Assemblies Only)	PART #	QTY
1	CHAIN, #25 X 20 1/4"	P09984	1
2	LINK, #25 MASTER	P09983	1
3	BOLT, 5/16-18 X 2 3/4" HEX HEAD GRADE 5	F05006-28	4
4	WASHER, 8.4 FLAT	F81054-1	4
5	TUBE, 3/8" X 1/2" NEOPRENE	R01897	0.75 m
6	CLAMP, 1/2" COATED EMT	P07584	2
7	WRAP, 1/4" X 6" TIE	F05089-1	2
	DRIVE ASSEMBLY, BLADE GUIDE ARM	091005	1
	Motor Assembly, Blade Guide Arm Replacement	A10365	1
8	Motor, Blade Guide Arm 53:1 Gear	079214	1
	Gear Kit, Motor Replacement (Current Application)	061232	1
	Brush Kit, Gear Motor Replacement (Current Application)	061234	1

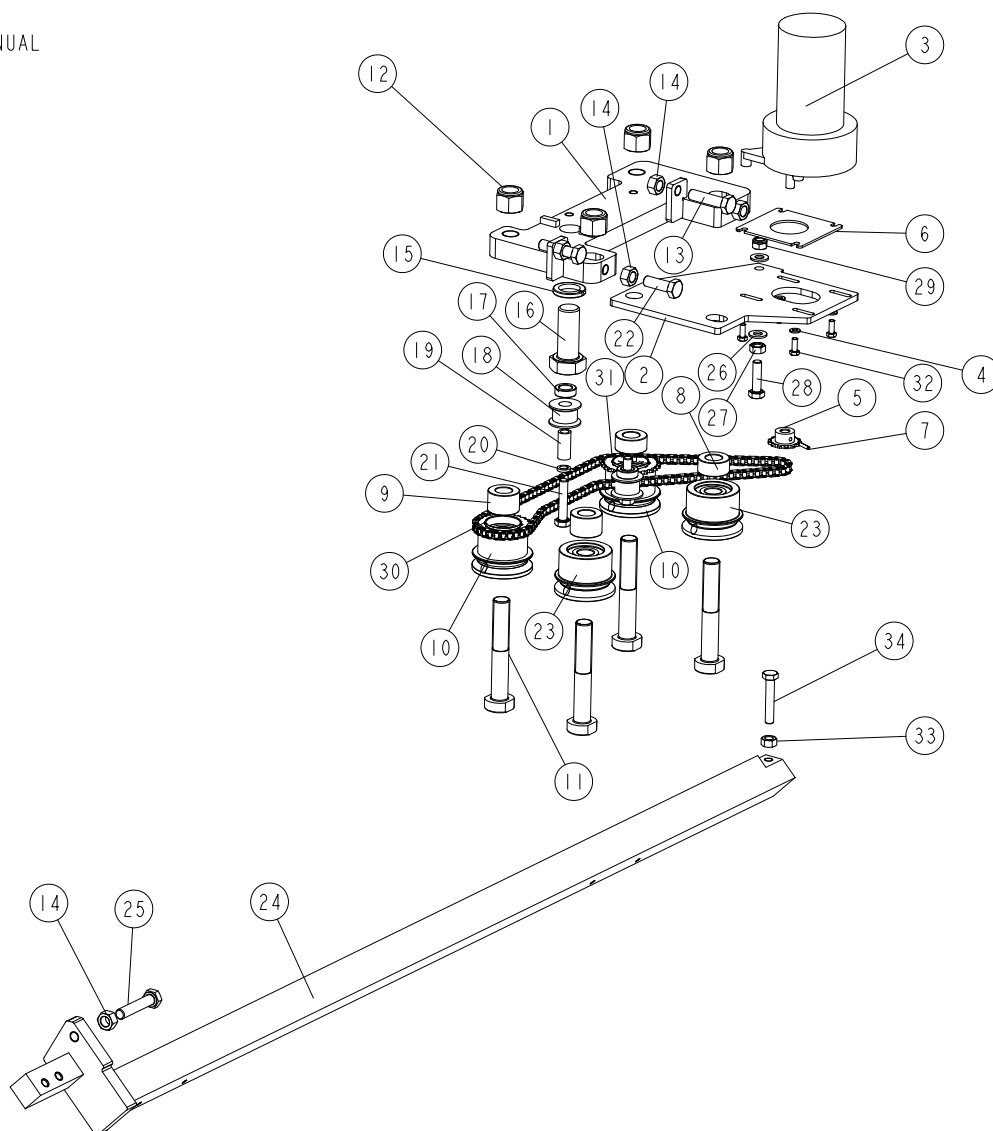
	Shaft Kit, Gear Motor Replacement (Current Application)	061233	1	
9	Connector, 14 Gauge Butt	F04875-1	2	
10	Pin, 1/8" X 3/4" Roll	F05012-6	1	
11	Sprocket, Gear Motor #25 14-Tooth	P09970	1	
12	Screw, #10-32 x 1/2" Hex Head	F05004-60	4	
13	Washer, 4.1 Split Lock	F81051-4	4	
	Instruction Sheet, Blade Guide Arm Motor	A10353-296	1	
14	Bracket, Blade Guide Arm Motor Mount	087994-1	1	
15	Roller, Blade Guide Arm Chain Idler	516193	1	
16	Bolt, 5/16-18 X 3 1/2" Hex Head Full Thread	F05006-3	1	
17	Bushing, 12/8-38 Zinc	516239-1	1	
18	Washer, 8.4 Flat Zinc	F81054-1	2	
19	Washer, 8.4 Split Lock	F05011-13	1	
20	Washer, 8.2 Split Lock Zinc	F81054-4	1	
21	Boot, Gear Motor Weather	023720	1	
22	COVER, BLADE GUIDE ARM MOTOR	093460-1	1	

2 Blade Guide Rollers & Arm

Drive Assembly, Blade Guide Arm (LT40 Wide)

2.8 Drive Assembly, Blade Guide Arm (LT40 Wide)

540129_001
540129_MANUAL



REF.	DESCRIPTION (* indicates parts available in assemblies only)	PART #	QTY
-	Drive Assembly, Blade Guide Arm	540129	1
1	PLATE, ARM DRIVE MOUNT	540124-1	1
2	PLATE, ARM MOTOR MOUNT	557375-1	1
3	MOTOR, CURRENT APP. 1/30HP 12VDC GEAR	557161	1
4	WASHER, 5.3 FLAT ZINC	F81052-1	4
5	SPROCKET, 25B13X.3130	P09970	1
6	PLATE, SPACER	557376-1	1
7	PIN, 3X14 GEOMET ROLL	F81044-4	1
8	BUSHING, SPACER	520284-1	2
9	BUSHING, SPACER	520285-1	2
10	ROLLER, COMPLETE DRIVE See Section 2.9	520282	2
11	PIN, MOUNT	519660-1	4
12	NUT, 5/8-18 NYLON ZINC LOCK	F05010-71	4

Blade Guide Rollers & Arm

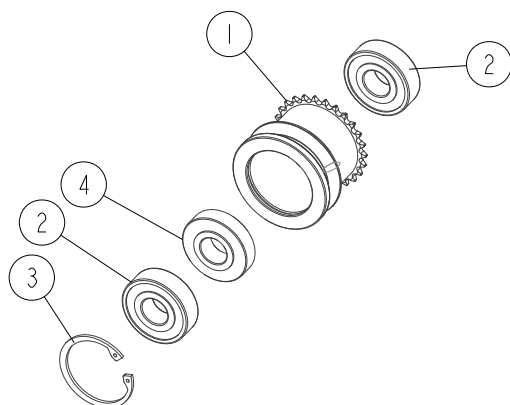
Drive Assembly, Blade Guide Arm (LT40 Wide)

2

REF.	DESCRIPTION (* indicates parts available in assemblies only)	PART #	QTY	
13	BOLT, M10X40-8.8 HEX HEAD FULL THREAD ZINC	F81003-16	2	
14	NUT, M10 8 HEX ZINC	F81033-3	5	
15	WASHER, 20.5 SPLIT LOCK ZINC	F81059-1	1	
16	BOLT, M20X50-8.8-B HEX HEAD FULL THREAD ZINC	F81007-17	1	
17	BUSHING, 12.5/20-7 ZINC-PLATED	101063-1	2	
18	ROLLER, CHAIN TENSION	516193	2	
19	BUSHING, SPACER	519345-1	2	
20	WASHER, 8.2 SPLIT LOCK ZINC	F81054-4	2	
21	BOLT, M8X40-8.8 HEX HEAD FULL THREAD ZINC	F81002-15	2	
22	SCREW, DIN933-M10X30-8.8-A2E HEX CAP FULL THREAD	F81003-111	2	
23	ROLLER, IDLER See Section 2.10	520839	2	
24	ARM, BLADE GUIDE	540126-1	1	
25	BOLT, M10X50-8.8 HEX HEAD FULL THREAD ZINC	F81003-4	1	
26	WASHER, 8.4 FLAT ZINC	F81054-1	2	
27	NUT, M8 DIN 934 A2-70 STAINLESS STEEL	F81032-7	1	
28	BOLT, M8X30 8.8 HEX HEAD FULL THREAD ZINC	F81002-7	1	
29	NUT, M8-8-B HEX NYLON ZINC LOCK	F81032-2	1	
-	CHAIN, DRIVE	519358	1	
30	LINK, 25 MASTER	P09983	1	
31	CHAIN, NO.#25X131-LINK	521494	1	
32	BOLT, #10-32X1/2 HEX HEAD	F81000-35	4	
33	NUT, M8-8-B HEX ZINC	F81032-1	1	
34	BOLT, M8X45-8.8 HEX HEAD FULL THREAD ZINC	F81002-14	1	

2.9 Drive Roller, Blade Guide Arm

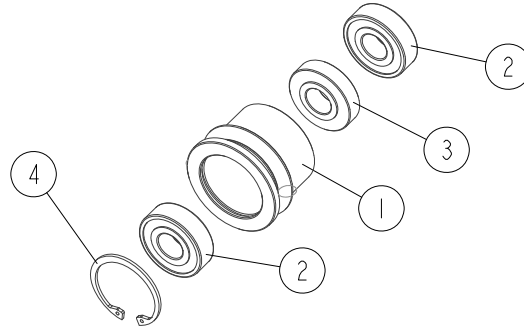
520282_001
 520282_MANUAL



REF.	DESCRIPTION (* indicates parts available in assemblies only)	PART #	QTY	
-	ROLLER, COMPLETE DRIVE	520282	1	
1	ROLLER, W/SPROCKET	520281-1	1	
2	BEARING, 6203 2RSP6- 5/8 CX	095087	2	
3	RING, W40 INSIDE RETAINING	F81090-3	1	
4	BUSHING, SPACER	520283-1	1	

2.10 Idler Roller, Blade Guide Arm

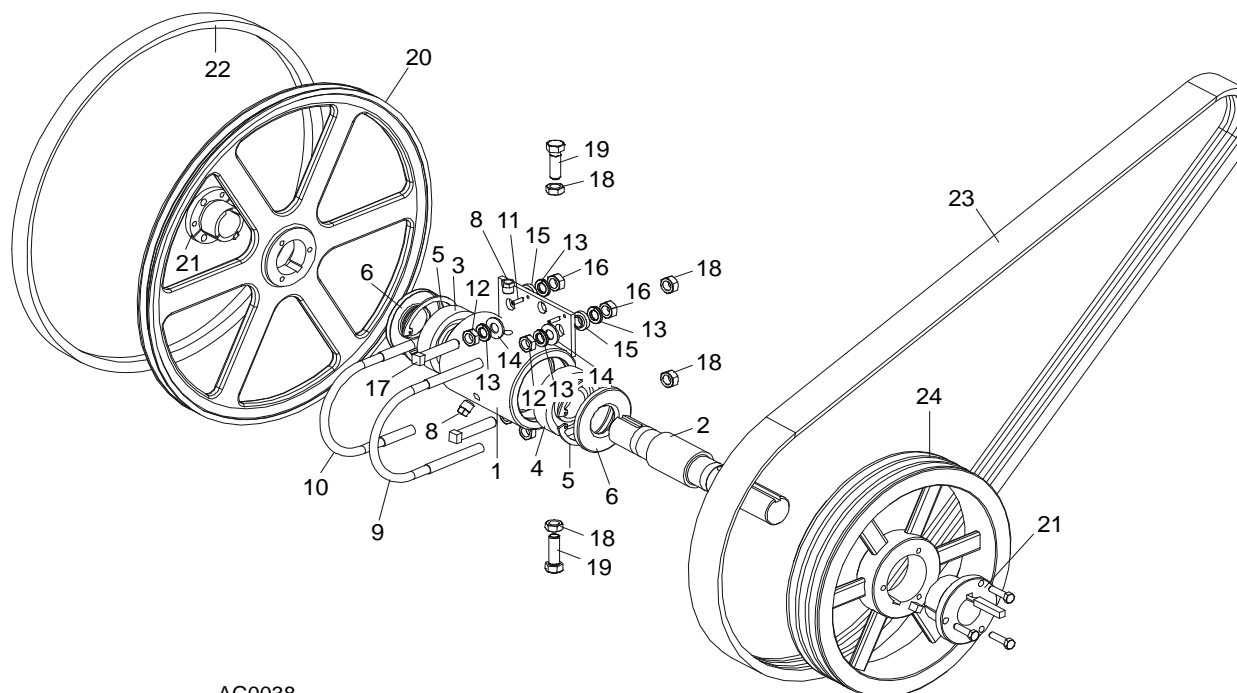
520839_001
 520839_MANUAL



REF.	DESCRIPTION (* indicates parts available in assemblies only)	PART #	QTY	
-	ROLLER, IDLER	520839	1	
1	ROLLER, IDLER	520829-1	1	
2	BEARING, 6203 2RSP6- 5/8 CX	095087	2	
3	BUSHING, SPACER	520283-1	1	
4	RING, W40 INSIDE RETAINING	F81090-3	1	

SECTION 3 BLADE WHEELS & TENSIONER

3.1 Blade Drive Assembly, LT40 Series AH



AC0038

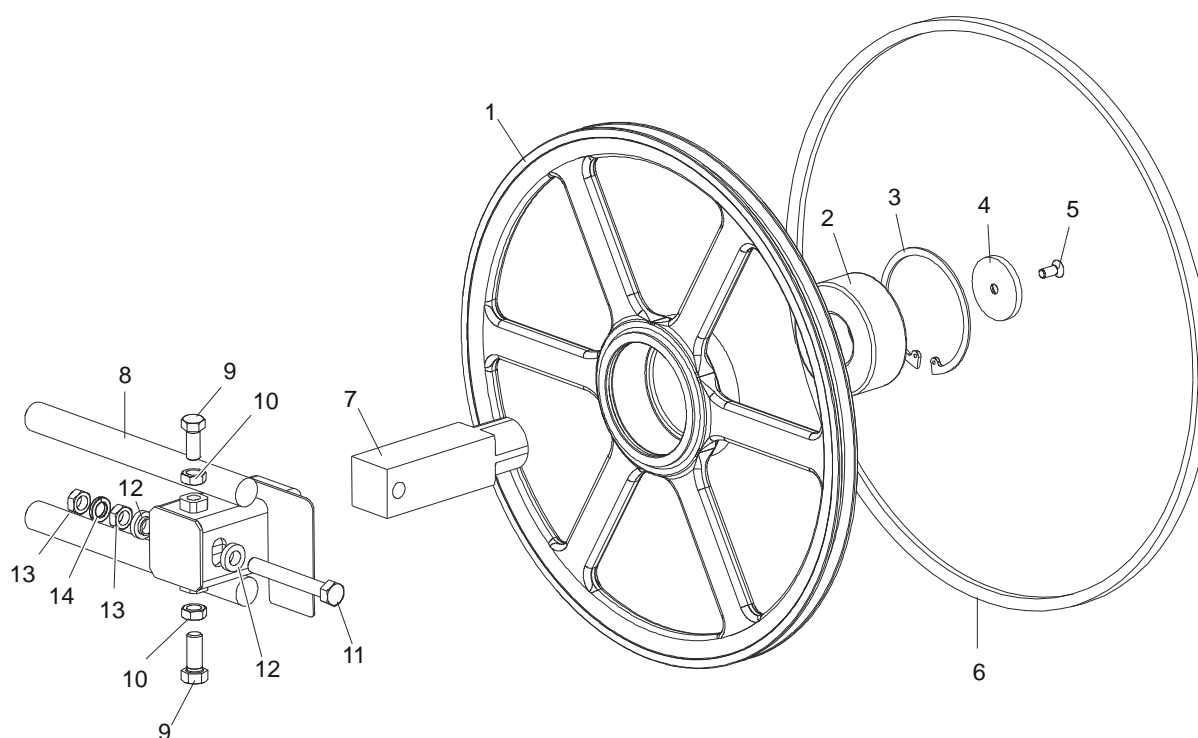
REF.	DESCRIPTION (◆ Indicates Parts Available In Assemblies Only)	PART #	QTY
	BEARING ASSEMBLY, BLADE WHEEL DRIVE	086291	1
1	Housing, Blade Wheel Drive Bearing	086293	1
2	Shaft, Blade Wheel Drive	086292	1
3	Bearing, Blade Wheel Drive NJ308	085939	1
4	Bearing, Blade Wheel Drive #6308	085940	1
5	Ring, 90mm Interior Retaining #17	F04254-17	2
6	Seal, Drive Bearing #CR15890	P10206	2
7	Plug, 1/4" NPT Square Head	P05498	1
8	Plug, 1/4" NPT Vented	P12868	1
9	Bolt, 1/2-13 Long U	S10207-1P	1
10	Bolt, 1/2-13 Short U	S10207-2P	1
11	Pin, 3/16" X 5/8" Roll	F05012-22	2
12	Nut, 1/2-20 Hex Jam	F05010-16	4
13	Washer, 12.2 Split Lock	F81056-2	8
14	Washer, 13 Flat Zinc	F81056-1	4
15	Spacer, .510" x .937" x .34"	S04253	4
16	Nut, 1/2-13 Hex	F05010-35	4
17	Screw, 1/2-20 x 2 1/2" Square Head Full Thread Set	F05008-110	2
18	Nut, M12-8 Hex Nylon Lock	F81034-2	4
19	Bolt, 1/2-20 x 1 1/2" Hex Head Grade 5	F05008-53	2

	Decal, Bearing End-Play	S12750	1	
	Instruction Sheet, Bearing Retrofit	K10200-275	1	
	WHEEL KIT, DRIVE SIDE BLADE	014562	1	
20	Wheel, Drive Side Blade	016284	1	
21	Bushing, Modified 1 9/16" P1	087214	1	
	Instruction Sheet, Drive Side Blade Wheel Replacement	K12987-488	1	
22	BELT, BLADE WHEEL B57	P04185-2	1	
23	BELT, 3BX73 DRIVE (EA20, EA25)	091548	1	
24	PULLEY, 3B124 SK SPECIAL (EA20, EA25)	087203-1	1	

3 Blade Wheels & Tensioner

Idle Blade Wheel Assembly

3.2 Idle Blade Wheel Assembly

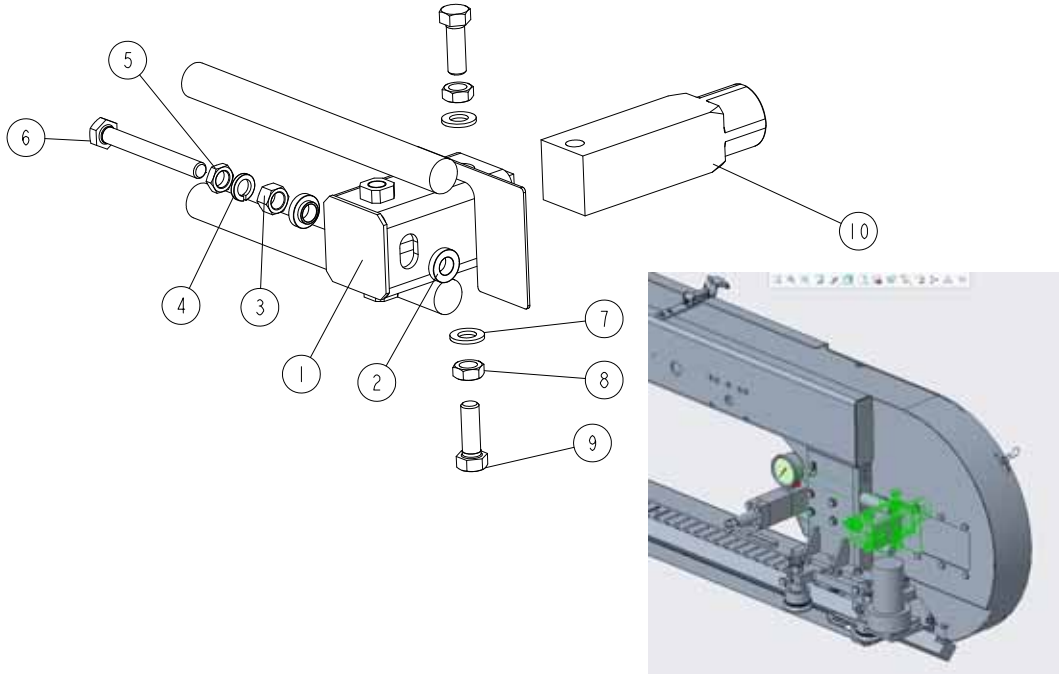


SM0241C

REF.	DESCRIPTION (◆ Indicates Parts Available In Assemblies Only)	PART #	QTY	
	WHEEL ASSEMBLY, IDLE SIDE BLADE	016120	1	
1	Wheel, Idle Side Blade	016013	1	◆
2	Bearing, Idle Side Blade Wheel 3309 B.2RSR TVH FAQ	086428	1	
3	Ring, 100mm Internal Retaining Beveled	F04254-28	1	
4	RETAINER, ZINC	095929-1	1	
5	SCREW, M10x25 -10.9- Fe/Zn5 DIN 7991	F81003-82	1	
6	BELT, B57 BLADE WHEEL	P04185-2	1	
7	SHAFT, IDLE BLADE WHEEL	095732	1	
8	HOUSING, IDLE BLADE WHEEL SHAFT	016103	1	
9	BOLT, 1/2-20 X 1 1/2" HEX HEAD GRADE 5	F05008-53	2	
10	NUT, 1/2-20 HEX JAM	F05010-16	2	
11	BOLT, M12x1.25x100-8.8 HEX HEAD FULL THREAD ZINC	F81004-41	1	
12	SPACER, 1/2" I.D. FLANGED	086769-1	2	
13	NUT, M12x1.25 8.8 THIN ZINC	F81034-5	2	
14	WASHER, Z12.2 SPLIT LOCK ZINC	F81056-2	1	

3.3 Blade Tensioner Guide Arms (LT40 Wide)

544239_001
544239_MANUAL

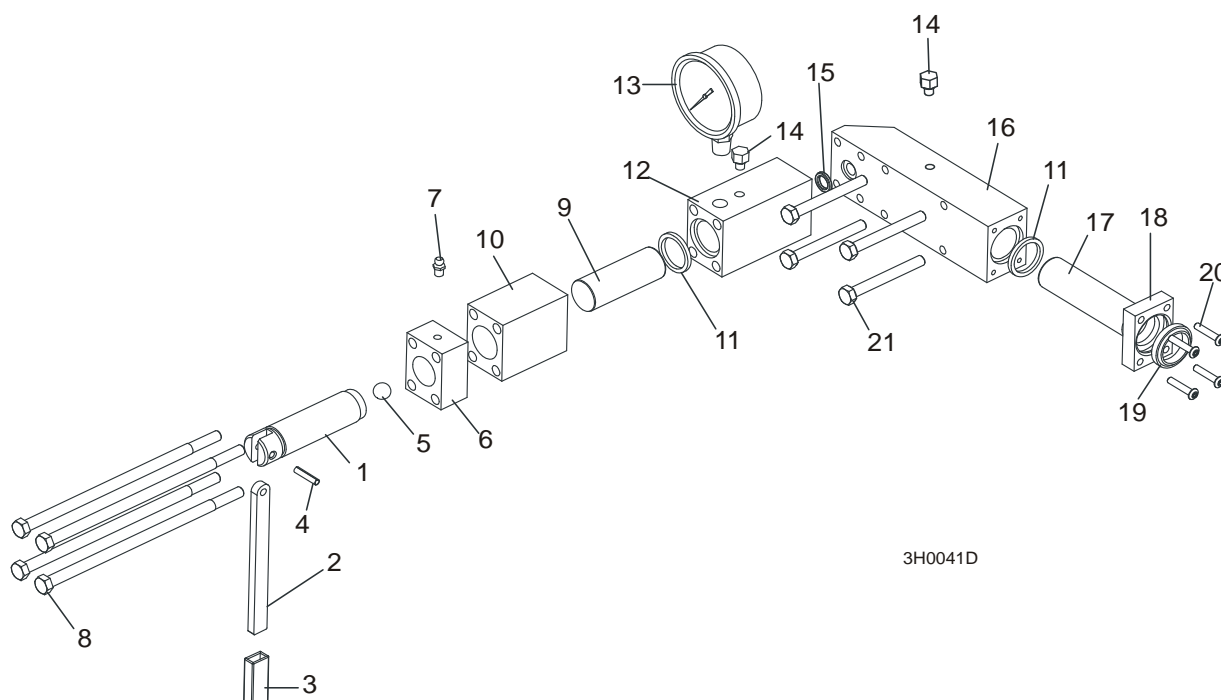


REF.	DESCRIPTION (* indicates parts available in assemblies only)	PART #	QTY
-	ARM ASSEMBLY, BLADE TENSIONER GUIDE	544239	1
1	ARM WELDMENT, BLADE TENSIONER GUIDE W/GUARD	087665-1	1
2	BUSHING, 12.8/23.8-8.6 16-3.3 ZINC-PLATED	086769-1	2
3	NUT, M12X1.25 - 8 - B HEX ZINC	F81034-8	1
4	WASHER, Z12.2 SPLIT LOCK ZINC	F81056-2	1
5	NUT, M12X1.25-8 THIN ZINC	F81034-5	1
6	BOLT, M12X1.25X100-8.8 HEX HEAD FULL THREAD ZINC	F81004-41	1
7	WASHER, 13 FLAT ZINC	F81056-1	2
8	NUT, 1/2-20 HEX JAM	F05010-16	2
9	BOLT, 1/2-20X1 1/2 HEX HEAD	F05008-53	2
10	SHAFT, IDLE SIDE BLADE WHEEL	095732	1

3 Blade Wheels & Tensioner

Hydraulic Blade Tensioner Assembly

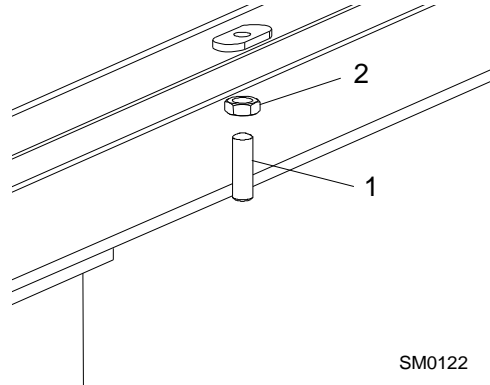
3.4 Hydraulic Blade Tensioner Assembly



REF.	DESCRIPTION (◆ Indicates Parts Available In Assemblies Only)	PART #	QTY
	HYDRAULIC BLADE TENSIONER ASSEMBLY	532054	1
	Handle Assembly, Hydraulic Blade Tensioner Screw	A12294	1
1	Screw, Hydraulic Blade Tensioner	S10056	1
2	Handle, Hydraulic Tensioner Screw	095930-1	1
3	Sleeve, Plastic Handle	P08072	1
4	Pin, 3/16" x 7/8" Roll	F05012-19	1
5	Ball, 1/2" Steel	P02720	1
6	Block, Threaded Tensioner End	S10062	1
7	Fitting, 1/4-28 Grease	P05060	1
	Instruction Sheet, Tensioner Screw	A12294-518	1
8	Bolt, 5/16-18 X 7 1/2" Hex Head Grade 5	F05006-43	4
9	Piston, Hydraulic Tensioner Front 2 3/4" Long	S10060	1
10	Block, Piston Guide	S10061	1
11	Seal, 1" Diameter	P10051	2
12	Block, Hydraulic Tensioner Gauge Mounting	S10140	1
13	Gauge, 3000 PSI	090552	1
14	Plug, Hydraulic Tensioner Fill	P10065	1
15	Ring, 5/8" X 3/32" Square "O"	P10377	1
16	Block, Rear Tensioner Piston	S10142	1
17	Piston, Hydraulic Tensioner Rear 3 5/8" Long	S10059	1
18	Block, Rear Piston End	S10089	1
19	Wiper, 1" Diameter	P10053	1
20	Bolt, #10-24 X 1" Socket Button Head	F05004-43	4
21	Bolt, 5/16-18 X 2 3/4" Hex Head Grade 5	F05006-28	4
	Instruction Sheet, Hydraulic Tensioner Installation	A10136-272	1

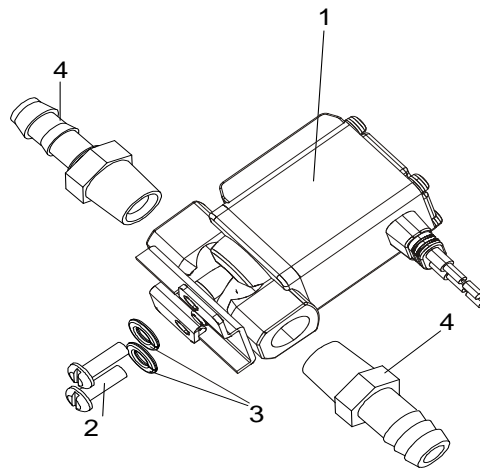
SECTION 4 SAW HEAD

4.1 Middle Throat Screw



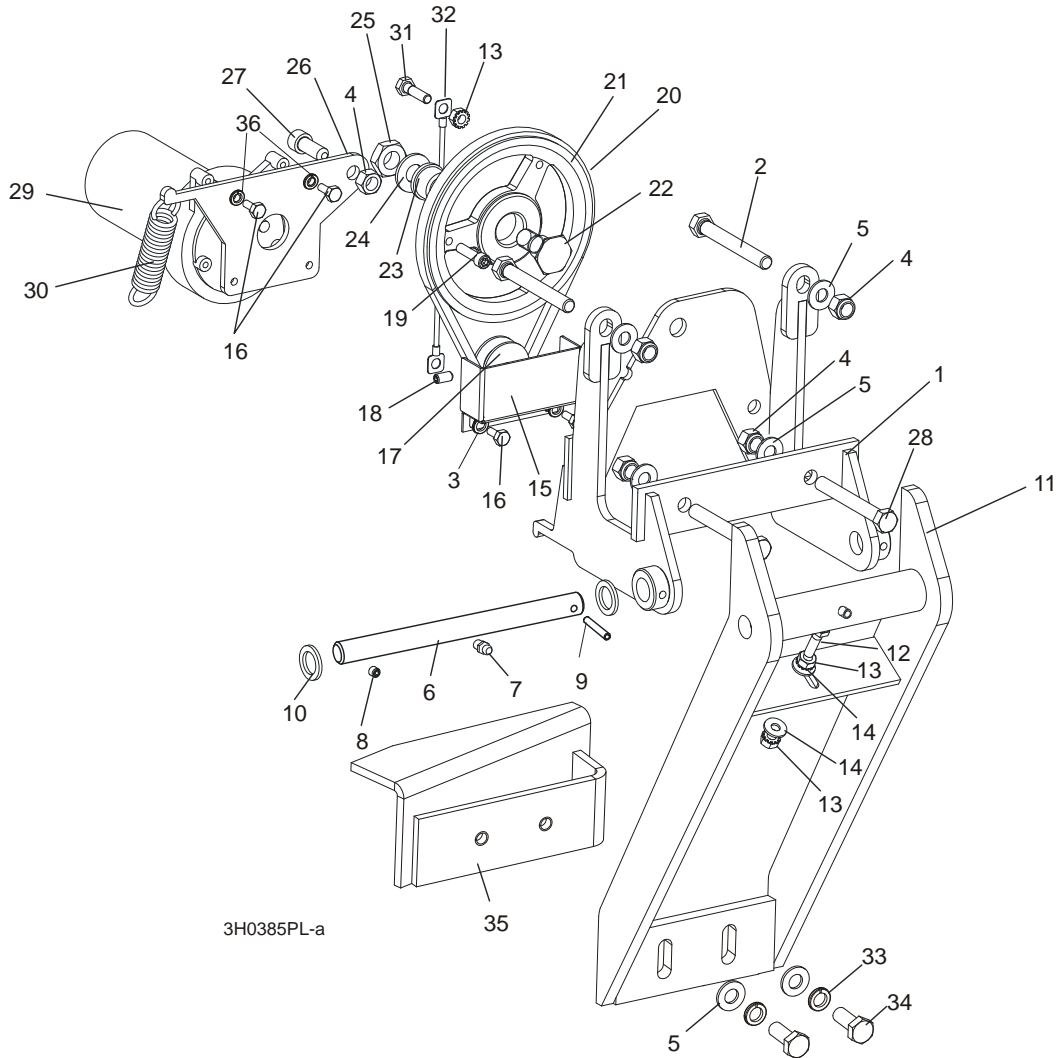
REF.	DESCRIPTION (◆ Indicates Parts Available In Assemblies Only)	PART #	QTY	
1	SCREW, 3/8-16 X 1 1/4" OVAL POINT SOCKET SET	F05007-18	1	
2	NUT, 3/8-16 HEX JAM	F05010-29	1	

4.2 Water Lube Solenoid Valve (not available in EC version)



REF.	DESCRIPTION (◆ Indicates Parts Available In Assemblies Only)	PART #	QTY	
1	VALVE, WATER LUBE SOLENOID	509113	1	
2	SCREW, M4X12 PHILIPS PH DIN 7985 MACHINE	F05004-74	2	
3	WASHER, 4MM SPLIT LOCK	F05011-57	2	
4	FITTING, 1/4" MALE NPT 3/8" HOSE BARB	P04682	2	

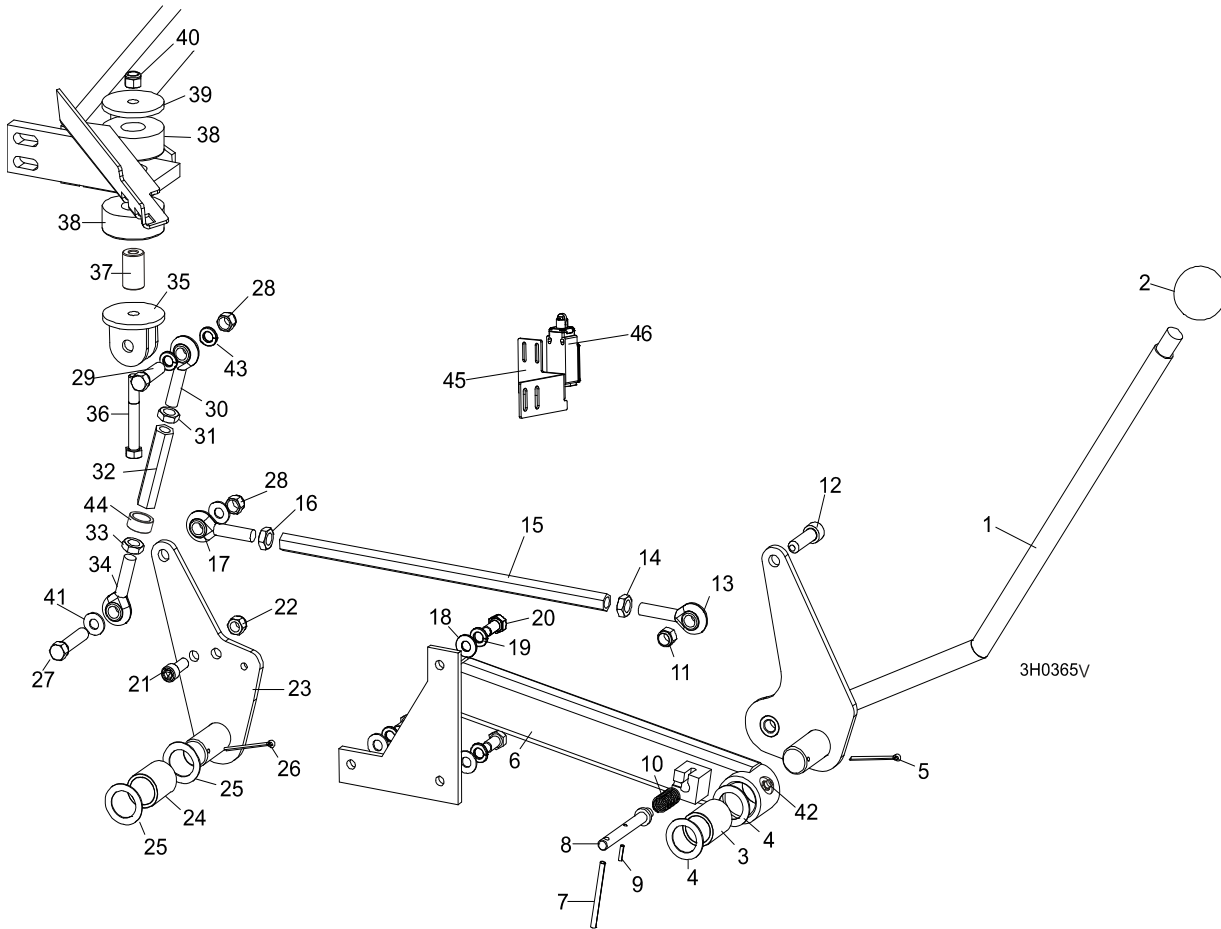
4.3 Board Return Assembly



REF.	DESCRIPTION (◆ Indicates Parts Available In Assemblies Only)	PART #	QTY
	RETURN ASSEMBLY, BOARD	087839	1
1	Mount Weldment, Board Return	087788-1	1
2	Screw, M10x70-8.8 Hex Socket Head Cap Zinc	F81003-60	2
3	Washer, 5.3 Flat Zinc	F81052-1	2
4	Nut, M10-8-B Nylon Hex Zinc Lock	F81033-1	5
5	Washer, 10.5 Flat	F81055-1	6
6	Pin Kit, Board Return Replacement Pivot	087837	1
7	Fitting, M6 Grease	086280	1
8	Screw, M6 X 8 Black Oxide Socket Head Set Cup Point	F81013-1	1
9	Pin, 5 X 30 Roll	F81044-21	1
10	Washer, 5/8" x 15/16" x .094 Nylon	F05011-19	2
11	Arm Weldment, Board Return	087838-1	1
12	Screw, 1/4-20 x 3/4" Full Thread Hex Head Cap	F05005-101	1

13	Nut, 1/4-20 Self-Locking	F05010-9	3	
14	Washer, 7.4 Flat	F81056-11	2	
15	Guard, Board Return Belt	087985-1	1	
16	Screw, 10-32 x 1/2" Hex Head Machine	F05004-60	4	
17	Sheave, 1.42 x .32	015074	1	
18	Screw, 1/4-20 Socket Head Set Cup Point Nylon	F05005-55	1	
19	Screw, 1/4-20 x 1" Socket Head Cap	F05005-89	1	
20	Belt, 3L190	015477	1	
21	Sheave, OK50 x 1/2" Modified	015224	1	
22	Bolt, Idler Pulley Pivot	015221	1	
23	Bushing, 5/8" x 7/8" x 1/2" Bronze	P05135	1	
24	Washer, 13 Flat	F81056-1	1	
25	Nut, 1/2-20 Jam Nylon Lock	F05010-79	1	
26	Plate, Motor Pivot	087871	1	
27	Screw, M10 x 25-8.8 Black Oxide Socket Head Cap	F81003-32	1	
28	Bolt, M10x75-8.8 Hex Head Zinc	F81003-15	2	
29	Motor, Current Applications 1/30HP 12VDC Gear	079214	1	
30	Spring, 3/4" x 2 7/8" x 12 Gauge	015479	1	
31	Bolt, 1/4-20 x 1" Hex Head Grade 5	F05005-101	1	
32	Cable, Board Return	016090	1	
33	Washer, 10.2 Split Lock	F81055-2	2	
34	Bolt, 3/8-16 x 3/4" Hex Head	F81003-1	2	
35	Angle, Board Return	087835-1	1	
36	Washer, 5.1 Split Lock Zinc	F81052-2	2	

4.4 Clutch Lever Assembly (Optional Equipment)

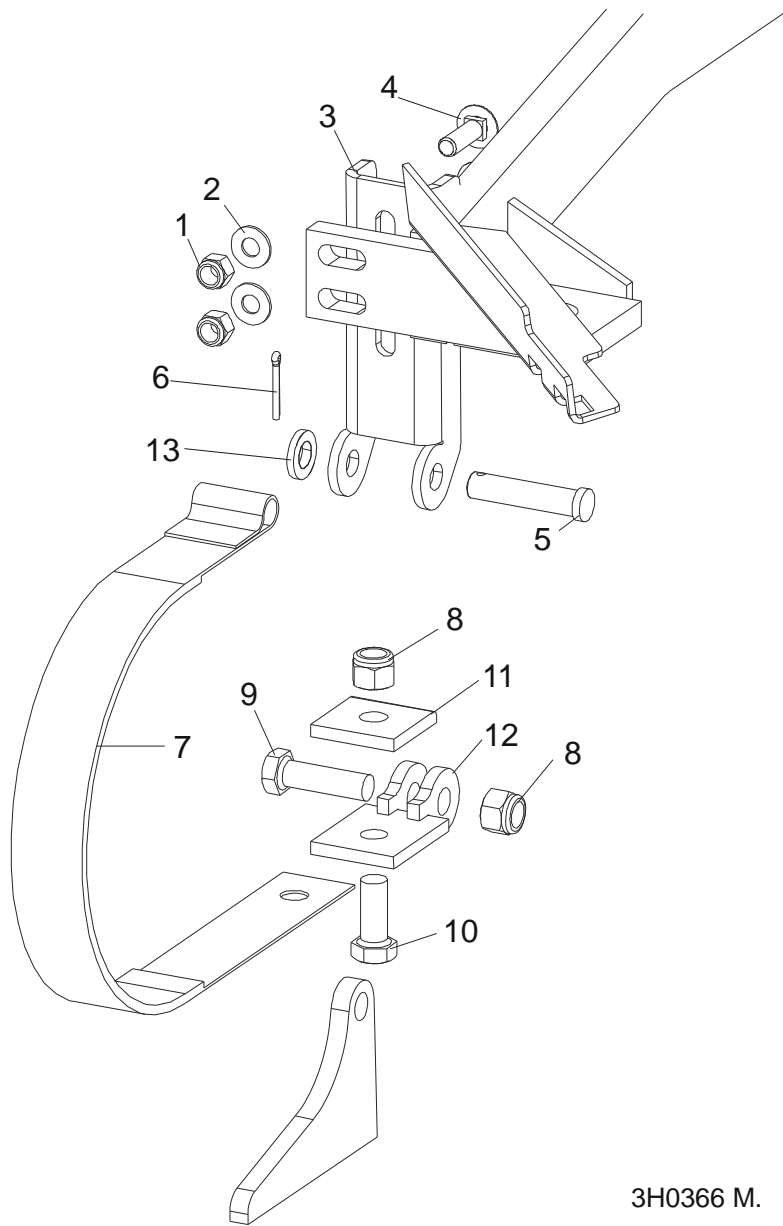


REF.	DESCRIPTION (◆ Indicates Parts Available in Assemblies Only)	PART #	QTY	
	HANDLE ASSEMBLY, EXTENDED CLUTCH/BRAKE	086242	1	
1	Lever, Clutch/Brake	086339-1	1	◆
2	Knob, Plastic Round	086337	1	
3	Bushing, Clutch/Brake Pivot	095349	1	
4	Washer, Clutch/Brake Pivot	087051-1	2	
5	Pin, 1/8" X 1 3/4" Cotter	F05012-43	1	
6	Extension Weldment, Clutch Handle	086244-1	1	
7	Pin, 3/16 x 2 1/2" Roll	F05012-27	1	
8	Pin, Clutch Detent	086243 ¹	1	◆
9	Pin, 1/8" x 3/4" Roll	F05012-6	1	
10	Spring, .58" OD x 1 1/8"	021243	1	
11	Nut ,M10-8-B Nylon Hex Zinc Lock	F81033-1	1	
12	Screw, M10x35 8.8 Hex Socket Head Cap Zinc	F81003-56	1	
13	Rod End, S10	094236	1	
14	Nut, M10 LH DIN 439 Thin Left	F81033-21	1	
15	Turnbuckle	518342-1	1	
16	Nut, 10mm x 1.25 Nylon	F81033-6	1	
17	End, Sal10 Rod Thread	096431	1	

18	WASHER, 8.4 SAE FLAT	F81054-1	3	
19	WASHER, 8.2 SPLIT LOCK	F81054-4	3	
20	BOLT, M8X20-8.8-B HEX HEAD	F81002-4	3	
21	BOLT, M10 X 25 SOCKET HEAD	F81003-32	1	
22	NUT, M10-8-B HEX NYLON LOCK	F81033-1	1	
23	PLATE WELDMENT, CLUTCH PIVOT	087086-1	1	
24	BUSHING, CLUTCH/BRAKE PIVOT	095349	1	
25	WASHER, CLUTCH/BRAKE PIVOT	087051-1	2	
26	PIN, 1/8" X 1 3/4" COTTER	F05012-43	1	
27	BOLT, M10X50-8.8 HEX HEAD FULL THREAD ZINC	F81003-4	1	
28	NUT, M10-8-B NYLON HEX ZINC LOCK	f81033-1	2	
29	BOLT, M10X45-8.8 HEX HEAD FULL THREAD ZINC	F81003-3	1	
	TURNBUCKLE ASSEMBLY, CLUTCH/BRAKE LEVER	518339	1	
30	End, SAL10 Rod Thread	096431	1	
31	Nut, M10-04-W Thin Zinc	F81033-6	1	
32	Turnbuckle	518243-1	1	
33	Nut, M10 LH DIN 439 Thin Left	F81033-21	1	
34	Rod End, SA10	094236	1	
35	BRACKET, CLUTCH MOUNT	W12411-1	1	
36	BOLT, M10X70-8.8 HEX HEAD ZINC	F81003-20	1	
37	SPACER, MOTOR MOUNT VIBRATION BUSHING	506712	1	
38	BUSHING, MOTOR MOUNT VIBRATION	P05032	2	
39	WASHER, 3/8" I.D. X 2 1/4" O.D. X 3/16" THICK	S12412-0	1	
40	NUT, 3/8-16 NYLON LOCK	F05010-10	1	
41	WASHER, 10.5 FLAT ZINC	F81055-1	2	
42	FITTING, M6 GREASE	086280	1	
43	WASHER, 10.2 SPLIT LOCK ZINC	F81055-2	2	
44	BUSHING 16/22-10 ZINC (only with KOHLER G38 engines)	546569-1	1	

¹ Detent pin removed. Detent pin should be removed from previous revision mills to prevent possible injury caused by unintended use of the detent pin (such as using the pin to enable the blade to be spun by hand during blade tracking). See bulletin #970053LR for pin removal instructions.

4.5 Brake Assembly



3H0366 M.

REF.	DESCRIPTION (◆ Indicates Parts Available In Assemblies Only)	PART #	QTY
	STRAP RETROFIT, SUPER BRAKE	014441	1
1	Nut, 3/8-16 Nylon Lock	F05010-10	2
2	Washer, 10.5 Flat	F81055-1	2
3	Bracket, Upper Super Brake Strap Mount	014395	1
4	Bolt, 3/8-16 x 1 1/4" Carriage Head Grade 5	F05007-127	2
5	Pin, 1/2" x 2 1/4" Clevis	F05012-81	1
6	Pin, 1/8" x 1" Cotter	F05012-1	1
7	Strap, Upper Pivot Metal Brake	014391	1
8	Nut, M12-8-B Nylon Lock	F81034-2	2
9	Bolt, M12 x 40-8.8 Hex Head	F81004-4	1

10	Bolt, M12 x 30-8.8 Hex Head	F81004-22	1	
11	Plate, Brake Strap Clamp	S04195-1	1	
12	Bracket, Lower Super Brake Strap Mount	014392	1	
13	Washer, 13 Flat Zinc	F81056-1	1	

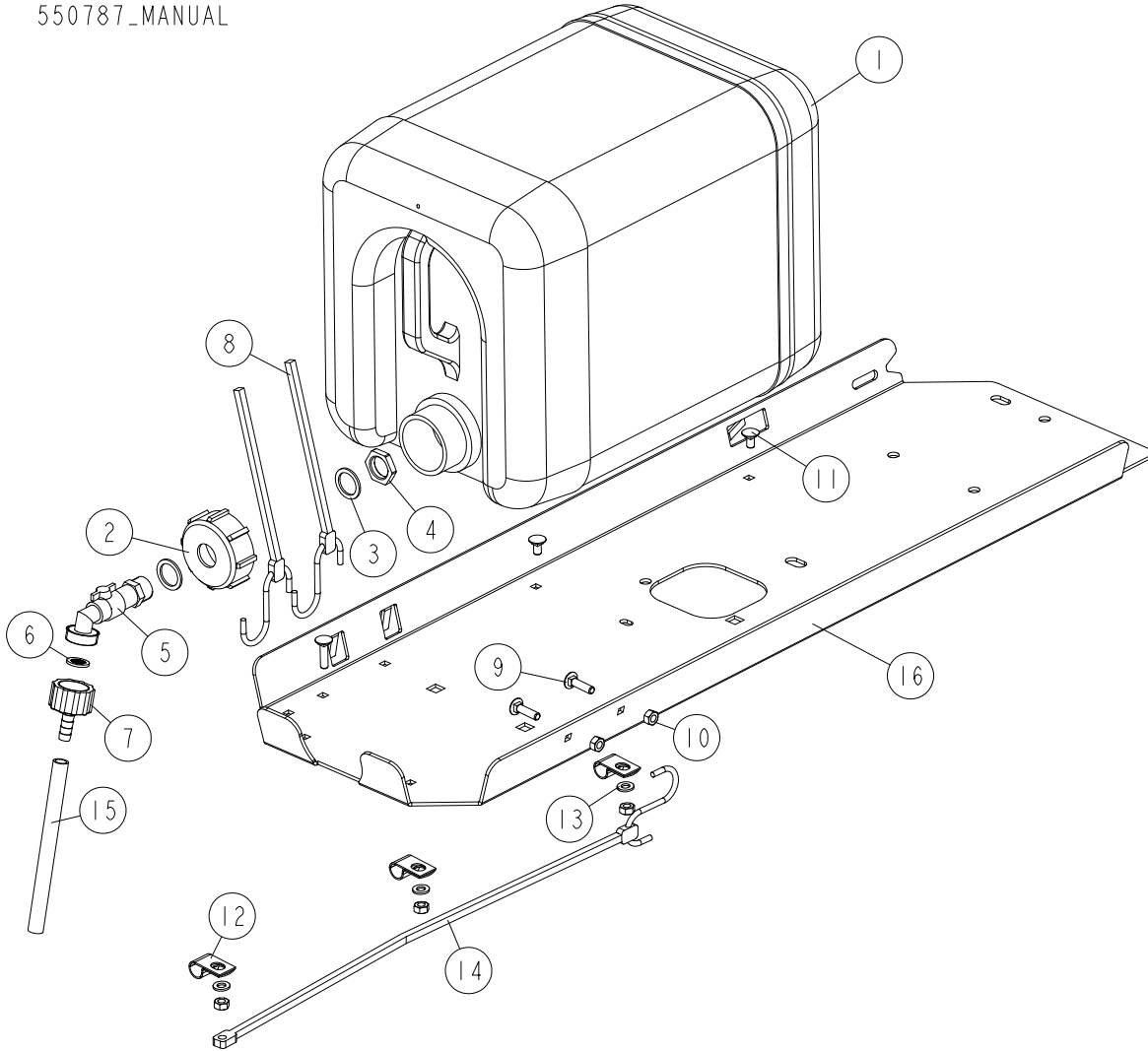
4

Saw Head

Water Lube Assembly

4.6 Water Lube Assembly

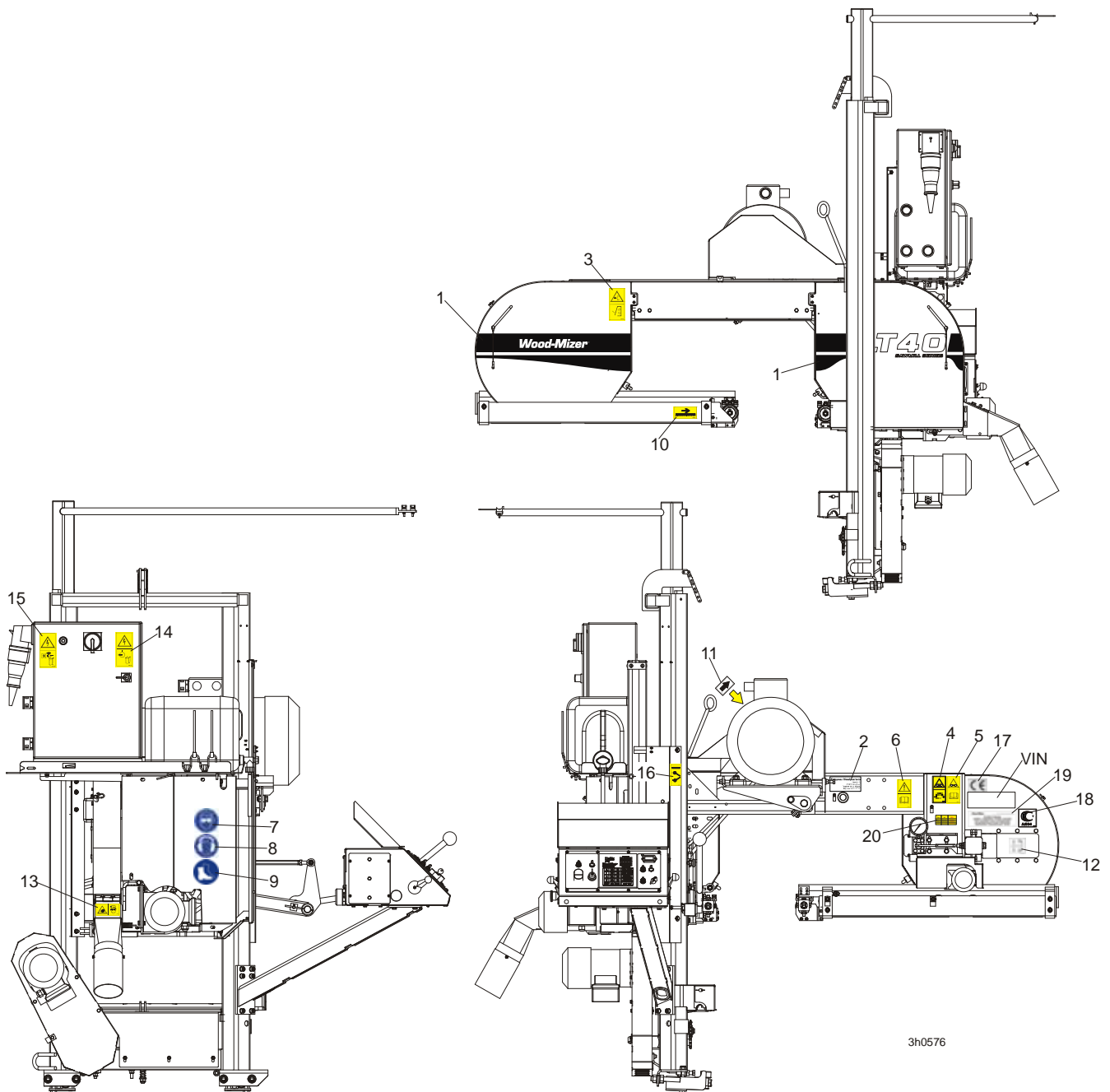
550787_005_LT40_AH
550787_MANUAL



REF	DESCRIPTION (u indicates parts available in assemblies only)	PART #	QTY
-	TANK, OIL	550787	1
1	BOTTLE, WATER	513866	1
2	NUT, BOTTLE	550785	1
3	SEAL, 27X20X1.5 ESSENTRA 467673 RUBBER	550780	2
4	NUT, 1/2 ESSENTRA 467615 GLAND	550779	1
5	FITTING, WATER LUBE SHUTOFF VALVE	550776	1
6	FILTER, WATER LUBE	550778	1
7	FITTING, G3/4" X 10MM HOSE BARB	550777	1
8	STRAP, 20" RUBBER W/HOOK	P11668	2
9	BOLT, 1/4-20 X 1" CARRIAGE HEAD	F05005-34	3
10	NUT, 1/4-20 LOCK	F05010-21	5
11	BOLT, 1/4-20 X 1/2" CARRIAGE HEAD	F05005-33	2
12	CLAMP, 1/2" EMT COATED	P07584	3
13	WASHER, 7.4 FLAT	F81056-11	3

REF	DESCRIPTION (u indicates parts available in assemblies only)	PART #	QTY	
14	STRAP, 15 RUBBER W/S HOOKS	P07461	1	
15	TUBING, WATER LUBE 3/8" I.D.	R01885	1	
16	TRAY, ELECTRIC BOX/WATER BOTTLE	086528-1	1	

4.7 LT40AC Saw Head Decals

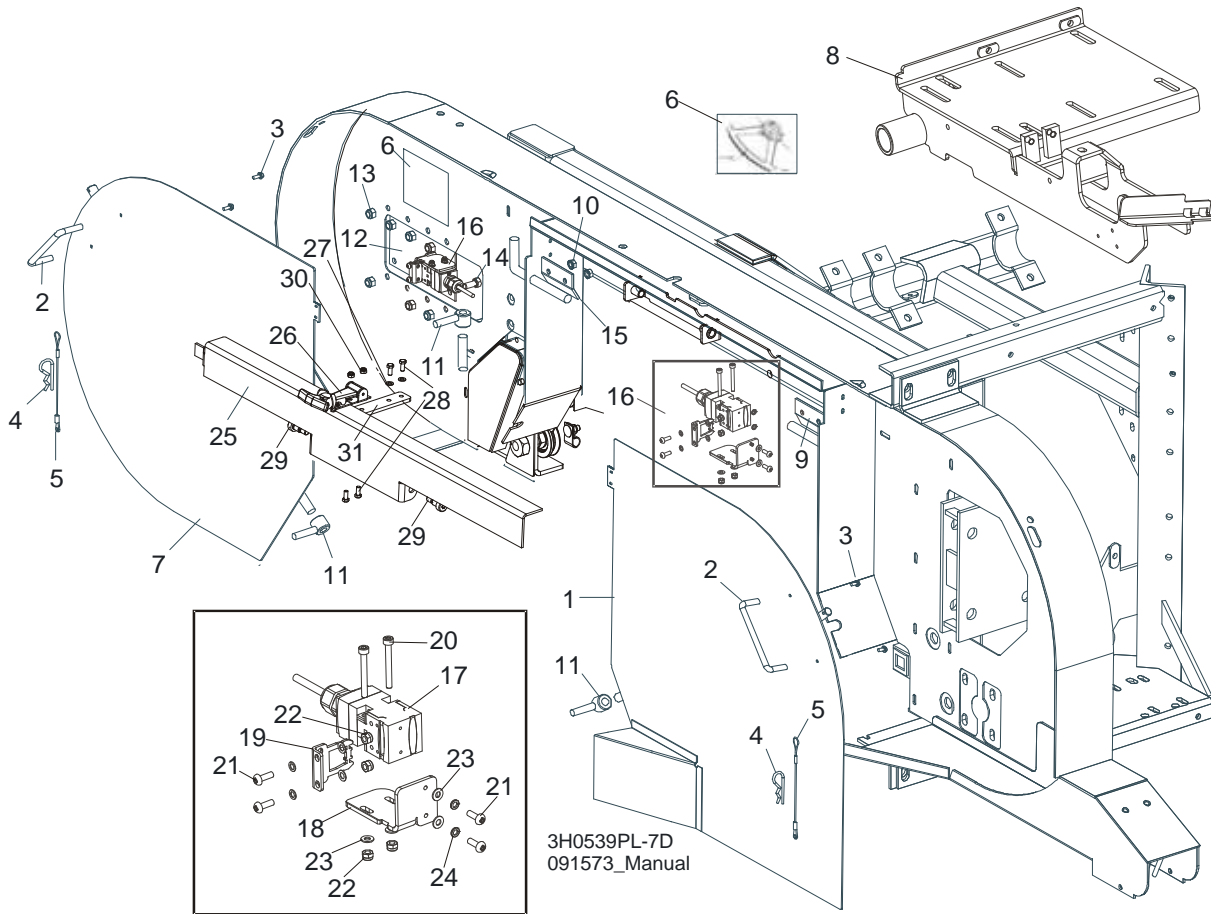


3h0576

REF.	DESCRIPTION (◆ Indicates Parts Available In Assemblies Only)	PART #	QTY
1	DECAL, LT40 SERIES SAWMILL	092763	1
	PICTOGRAPHIC DECAL KIT, LT40AC	099516	1
2	DECAL, EUROPEAN HEADQUARTERS ADDRESS	015841	1
3	DECAL, SAWMILL COVERS CAUTION	099220	2
4	DECAL, BLADE TENSION (PICTOGRAM)	099219	1
5	DECAL, BLADE TENSION - INSTRUCTIONS (PICTOGRAM)	099223	1

6	DECAL, READ OPERATOR'S MANUAL (PICTOGRAM)	096317	1	
7	DECAL, EYE PROTECTION WARNING (PICTOGRAM)	S12004G	1	
8	DECAL, EAR PROTECTION WARNING (PICTOGRAM)	S12005G	1	
9	DECAL, USE SAFETY BOOTS (PICTOGRAM)	501465	1	
10	DECAL, BLADE MOVEMENT DIRECTION (PICTOGRAM)	096321	1	
11	DECAL, MOTOR ROTATION DIRECTION	S20097	1	
12	DECAL, BLADE ALIGNMENT	P11789	1	
13	DECAL, SAWDUST CHUTE WARNING (PICTOGRAM)	099222	1	
14	DECAL, HIGH VOLTAGE INSIDE THE ELECTRIC BOX (PICTOGRAM)	096316	2	
15	DECAL, "REMOVE THE PLUG BEFORE OPENING THE BOX" (PICTOGRAM)	096319	2	
16	DECAL, BLADE DRIVE WARNING (PICTOGRAM)	096315	1	
17	DECAL, CE CERTIFIED SAWMILL (SMALL)	P85070	2	
18	DECAL, RUSSIAN SAFETY CERTIFICATION	099401	1	
19	DECAL, INTERNATIONAL SAWMILL NAME	501466	1	
	DECAL, BLADE SETTING	P85066	1	
	DECAL, KEEP AWAY DANGER, PICTOGRAM	099221	1	
	DECAL, MAX. OIL PRESSURE, PICTOGRAM	099524	1	

4.8 Blade Housing Covers



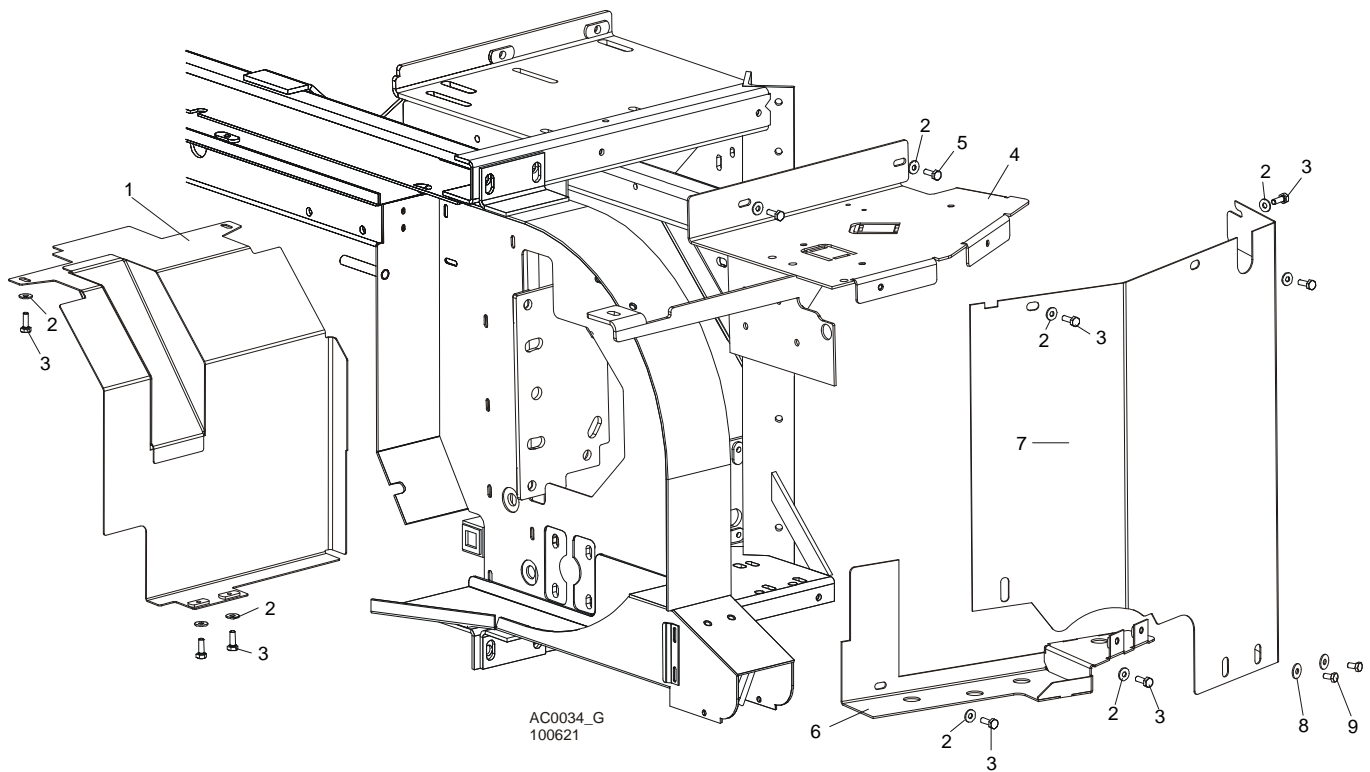
REF.	DESCRIPTION (◆ Indicates Parts Available In Assemblies Only)	PART #	QTY	
	COVER ASSEMBLY, DRIVE SIDE BLADE HOUSING WITH HANDLE	087165	1	
1	Cover Weldment, Drive Side Blade Housing	087159-1	1	◆
2	Handle, Blade Housing Cover	P08065	1	
3	Screw, #8-32 x 3/8"	F05015-8	2	
	Pin Assembly, Cover Retainer	A11881	1	
4	Pin, Safety Retainer	N/A	1	
5	Cable, 3/64" x 6" Lanyard	N/A	1	
6	DECAL, BLADE SETTING	P85066	1	
	COVER, IDLE SIDE BLADE HOUSING WITH HANDLE	086431	1	
7	Cover, Idle Side Blade Housing	086430-1	1	◆
2	Handle, Blade Housing Cover	P08065	1	
3	Screw, #8-32 X 3/8" Self-Tapping	F05015-8	2	
	Pin Assembly, Cover Retainer	A11881	1	
4	Pin, Safety Retainer	N/A	1	
5	Cable, 3/64" x 6" Lanyard	N/A	1	
8	MOUNT WELDMENT, E15,E20,E25	087736-1 ¹	1	
9	HINGE, MIDDLE BLADE HOUSING COVER	S07522	1	
10	NUT, 1/4-20 SELF-LOCKING HEX	F05010-9	4	

11	NUT, COVER TURN	086365-1	2	
12	PLATE, IDLE BLADE WHEEL GUARD	086230	1	
13	NUT, 5/16-18 HEX NYLON LOCK	F05010-58	6	
14	BOLT, 5/16-18 X 3/4" HEX HEAD GRADE 2	F05006-5	6	
15	HINGE, MIDDLE BLADE HOUSING COVER	085336-1	1	
16	SWITCH ASSEMBLY, SAFETY SHUT-OFF	094301	2	
17	Switch, AZ17-11ZRK Safety	094232	2	
18	Bracket, Safety Switch Mount Painted	094300-1	2	
19	Key, AZ17/170-B5 Safety Switch	094422	2	
20	Bolt, M4 x 35-8.8 Socket Head	F81011-34	4	
21	Screw, M4 x 12-5.8-B Cross Recessed Pan Head Zinc	F81011-43	8	
22	Nut, M4-B Hex Nylon Zinc Lock	F81029-1	8	
23	Washer, Z4.1 Split Lock Zinc	F81051-1	4	
24	Washer, 4.3 Flat Zinc	F81051-2	8	
	BLADE FLAP ASSEMBLY	511645²	1	
25	COVER, LT40 BLADE	511116-1	1	
26	LATCH, FLEXIBLE DRAW	014829	1	
27	WASHER, 5.3 FLAT ZINC	F81052-1	2	
28	BOLT, M5 X 12-5.8 HEX HEAD FULL THREAD ZINC	F81000-5	4	
29	BOLT, 10/M8 X 12-12.9 ISO-7379	F81003-62	2	
30	NUT, M5-8-Fe/Zn5 DIN985	F81030-2	2	
31	PLATE, LT40 BLADE COVER	512570-1	1	

¹ Only LT40 AC Sawmills

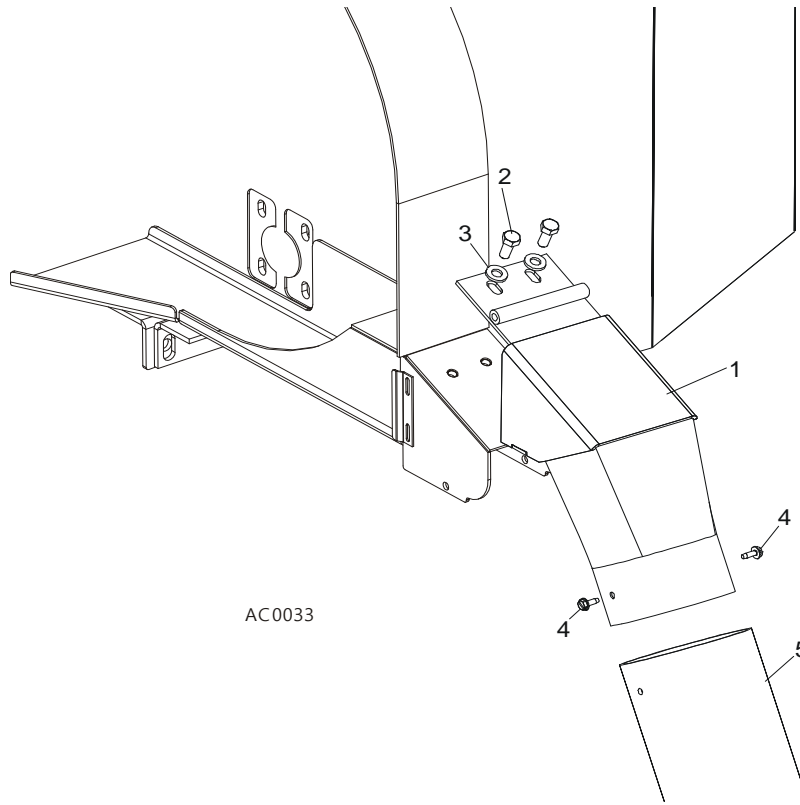
² Belongs to 091573

4.9 Drive Belt Covers



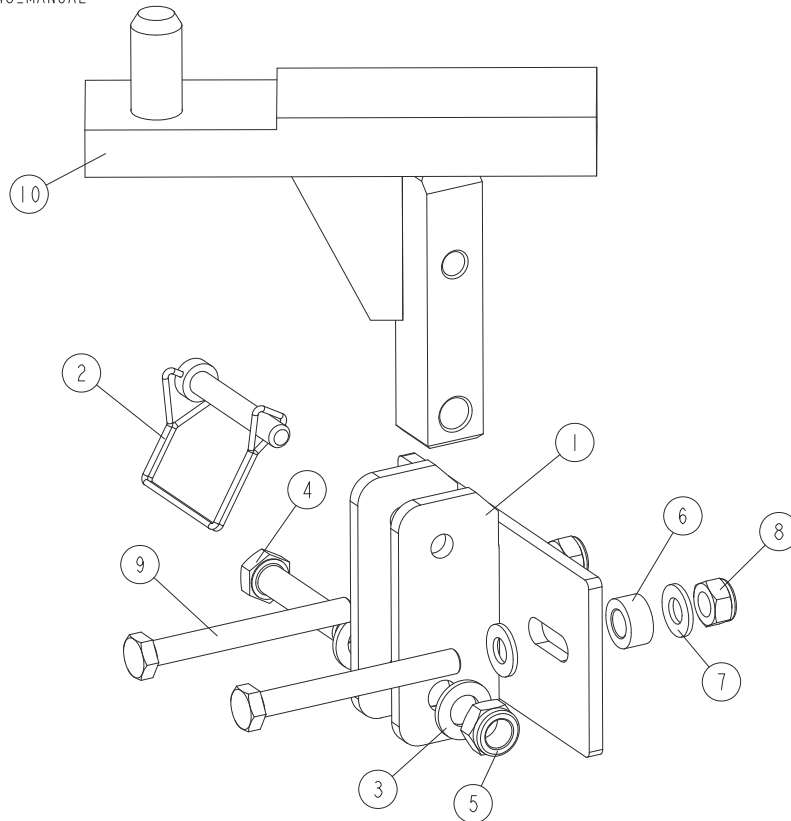
REF.	DESCRIPTION (◆ Indicates Parts Available In Assemblies Only)	PART #	QTY
1	GUARD, E15/E20/E25 BELT LOWER	087660-1	1
2	WASHER, 6.5 SPECIAL FLAT ZINC	F81053-11	11
3	BOLT, M6 X 20-8.8 HEX HEAD FULL THREAD ZINC	F81001-2	9
4	GUARD WELDMENT, AC SAW HEAD UPPER PAINTED	086621-1	1
5	BOLT, M6 X 12-8.8 HEX HEAD FULL THREAD ZINC	F81001-7	2
	GUARD, AC SIDE PAINTED COMPLETE (WITHOUT BRAKE)	100621	1
	GUARD, AC SIDE PAINTED COMPLETE (WITH BRAKE)	100622	1
6	GUARD, AC LOWER	087525-1	1
7	GUARD, AC SIDE PAINTED (WITHOUT BRAKE)	086420-1	1
	GUARD, AC SIDE PAINTED (WITH BRAKE)	087333-1	1
8	WASHER, 6.5 SPECIAL FLAT ZINC	F81053-11	2
9	BOLT, M6 X 12-8.8 HEX HEAD FULL THREAD ZINC	F81001-7	2

4.10 Sawdust Chute



REF.	DESCRIPTION (◆ Indicates Parts Available In Assemblies Only)	PART #	QTY	
1	CHUTE, LT40 SAWDUST	100903-1	1	
2	BOLT, M8x16	F81002-20	2	
3	WASHER, 8.4 FLAT	F81054-1	2	
4	BOLT, #10-24 X 1/2" SELF-TAPPING	F05015-7	2	
5	TUBING, 4" I.D. RUBBER	086364	0.6 m	
	STRAP, 20" RUBBER W/HOOK	P11668	1	
	BOLT, 1/4-20 X 1 1/4" HEX HEAD FULL THREAD	F05005-3	1	
	WASHER, 7.4 FLAT	F81056-11	1	
	NUT, 1/4-20 LOCK	F05010-21	1	

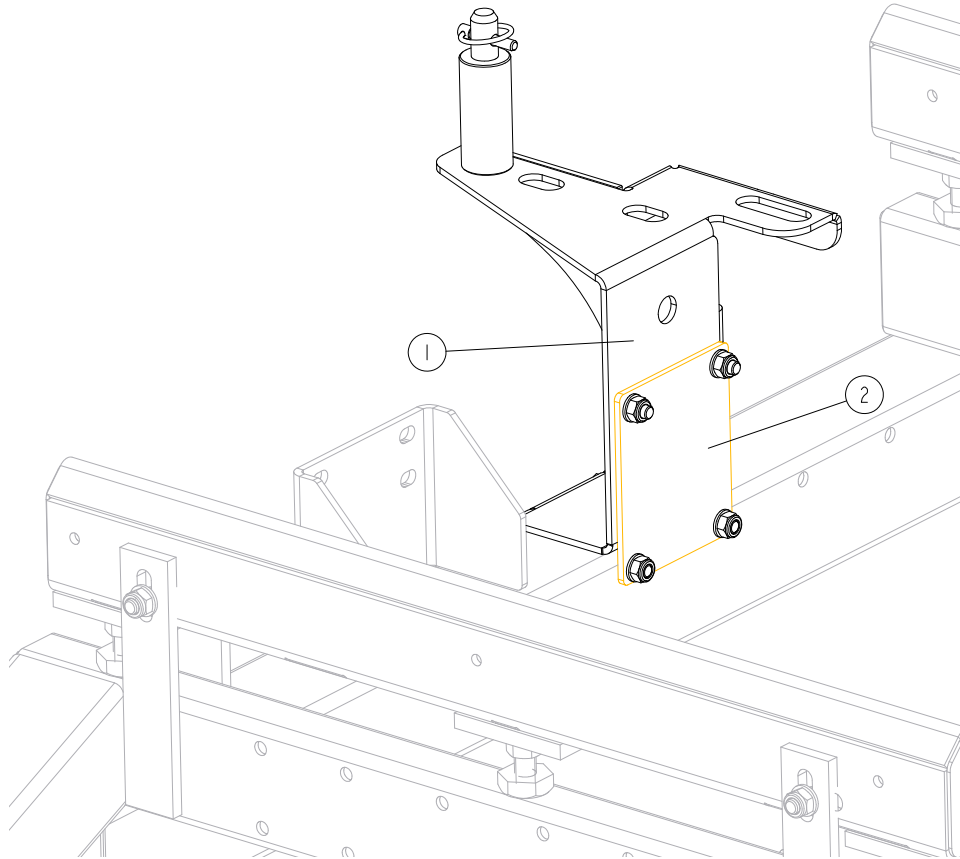
4.11 Saw Head Rest Pin

522948_001
522948_MANUAL

REF.	DESCRIPTION (◆ Indicates Parts Available In Assemblies Only)	PART #	QTY
-	SAW HEAD PIN, LT40M - COMPLETE	522948	1
1	BRACKET, LT40 SAW HEAD REST	522947-1	1
2	PIN, 3/8X2 1/4 SNAP	014151	1
3	WASHER, 13-FLAT ZINC	F81056-1	2
4	BOLT, M12X60-8.8-HEX HEAD ZINC	F81004-5	1
5	NUT, M12 8 HEX NYLON ZINC LOCK	F81034-2	1
6	BUSHING, 11/20-10 ZINC	090936-1	1
7	WASHER, 10.5 FLAT ZINC	F81055-1	4
8	NUT, M10 HEX NYLON ZINC LOCK	F81033-1	2
9	BOLT, M10X90-8.8-B-HEX HEAD ZINC	F81003-66	2
10	PIN WELDMENT, LT70 S/M SAW HEAD REST	094658-1	1

4.12 Saw Head Rest Bracket. Plate Mount.

LT70ME20SAH3-WSWR_001
 LT70ME20SAH3-WSWR_MANUAL



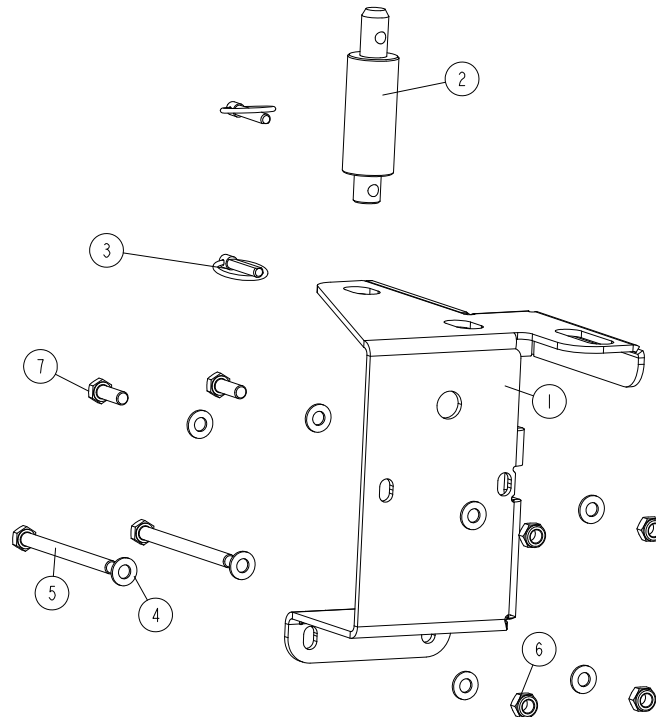
REF	DESCRIPTION (◆ Indicates Parts Available In Assemblies Only)	PART #	QTY	
1	BRACKET, LT SAWMILL SAW HEAD REST See Section 4.13	546306	1	
2	PLATE, MOUNT	087055-1	1	

4 Saw Head

LT Sawmill Saw Head Rest Bracket

4.13 LT Sawmill Saw Head Rest Bracket

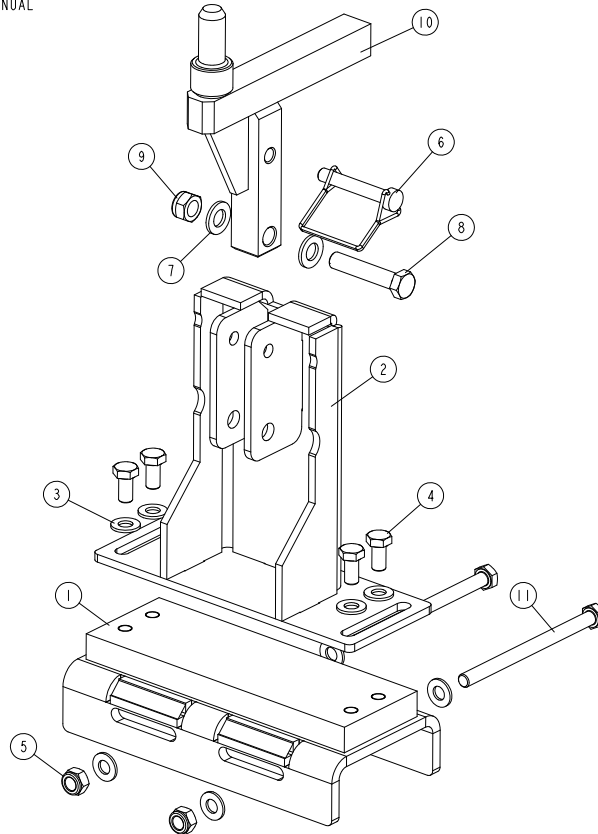
546306_001
546306_MANUAL



REF.	DESCRIPTION (◆ Indicates Parts Available In Assemblies Only)	PART #	QTY
-	BRACKET, LT SAWMILL SAW HEAD REST	546306	1
1	PLATE, SAW HEAD REST BRACKET	546307-1	1
2	PIN, SAW HEAD REST, LT20 PTD.	097935-1	1
3	PIN, 8 BN914 (BOSSARD 134650) LOCK	F81046-2	2
4	WASHER, 10.5 FLAT ZINC	F81055-1	8
5	BOLT, M10x125-8.8 HEX HEAD ZINC	F81003-18	2
6	NUT, M10-8-B NYLON HEX ZINC LOCK	F81033-1	4
7	BOLT, M10X30-8.8 HEX HEAD FULL THREAD ZINC	F81003-2	2

4.14 Saw Head Support Bracket (only portable sawmills with the new type of frame)

555184_001
555184_MANUAL



REF.	DESCRIPTION (◆ Indicates Parts Available In Assemblies Only)	PART #	QTY
-	BRACKET, LT40 SAW HEAD SUPPORT ("M" FRAMES)	555184	1
1	BASE, LT20/40/70 SAW HEAD SUPPORT BRACKET	545600-1	1
2	MOUNT WELDMENT, LT20/40/70 SAW HEAD REST PIN	545618-1	1
3	WASHER, 10.5 FLAT ZINC	F81055-1	8
4	BOLT, ISO 4017-M10X20-8.8-A2E HEX HEAD	F81003-53	4
5	NUT, M10-8-B HEX NYLON ZINC LOCK	F81033-1	2
6	PIN, 3/8X2 1/4 SNAP	014151	1
7	WASHER, 13 FLAT ZINC	F81056-1	2
8	BOLT, M12X60-8.8 HEX HEAD ZINC	F81004-5	1
9	NUT, M12-8-FE/ZN5 DIN 982 NYLON LOCK	F81034-2	1
10	PIN WELDMENT, LT40 WIDE SAW HEAD REST	545664-1	1
11	BOLT, M10X140-8.8 HEX HEAD ZINC	F81003-5	2

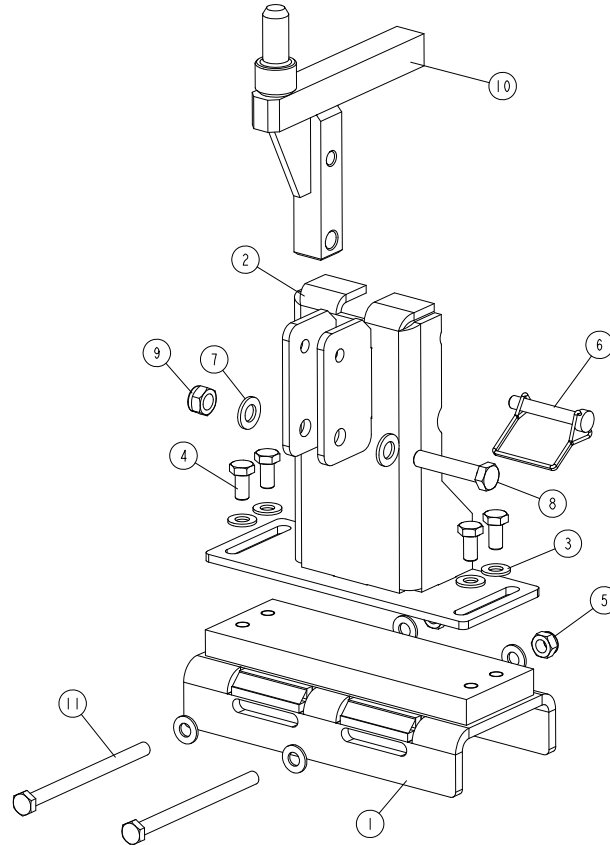
4

Saw Head

LT40 Wide Saw Head Support Bracket (only machines with the new type of frame)

4.15 LT40 Wide Saw Head Support Bracket (only machines with the new type of frame)

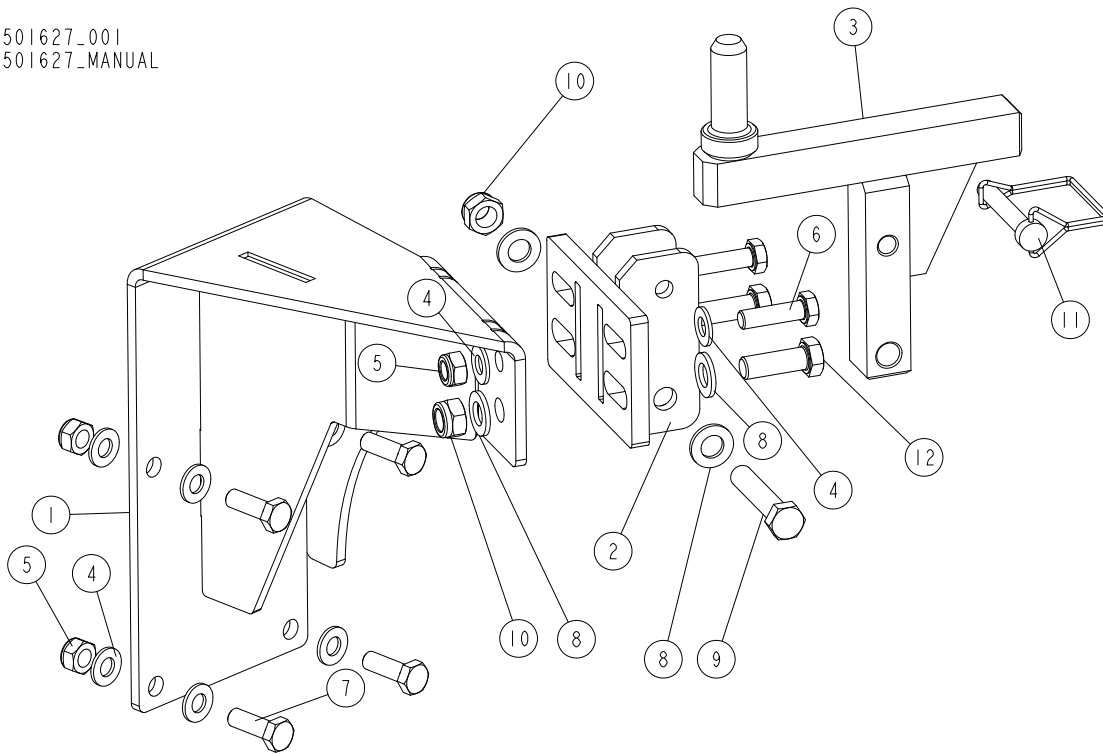
555180_001
555180_MANUAL



REF.	DESCRIPTION (◆ Indicates Parts Available In Assemblies Only)	PART #	QTY
-	BRACKET, LT40 WIDE SAW HEAD SUPPORT ("M" FRAMES)	555180	1
1	BASE, LT20/40/70 SAW HEAD SUPPORT BRACKET	545600-1	1
2	MOUNT WELDMENT, LT40 WIDE SAW HEAD REST PIN	545621-1	1
3	WASHER, 10.5 FLAT ZINC	F81055-1	8
4	BOLT, ISO 4017-M10X20-8.8-A2E HEX HEAD	F81003-53	4
5	NUT, M10-8-B HEX NYLON ZINC LOCK	F81033-1	2
6	PIN, 3/8X2 1/4 SNAP	014151	1
7	WASHER, 13 FLAT ZINC	F81056-1	2
8	BOLT, M12X60-8.8 HEX HEAD ZINC	F81004-5	1
9	NUT, M12 8 HEX NYLON ZINC LOCK	F81034-2	1
10	PIN WELDMENT, LT40 WIDE SAW HEAD REST	545664-1	1
11	BOLT, M10X140-8.8 HEX HEAD ZINC	F81003-5	2

4.16 Saw Head Rest Assembly, LT40M - 2.2

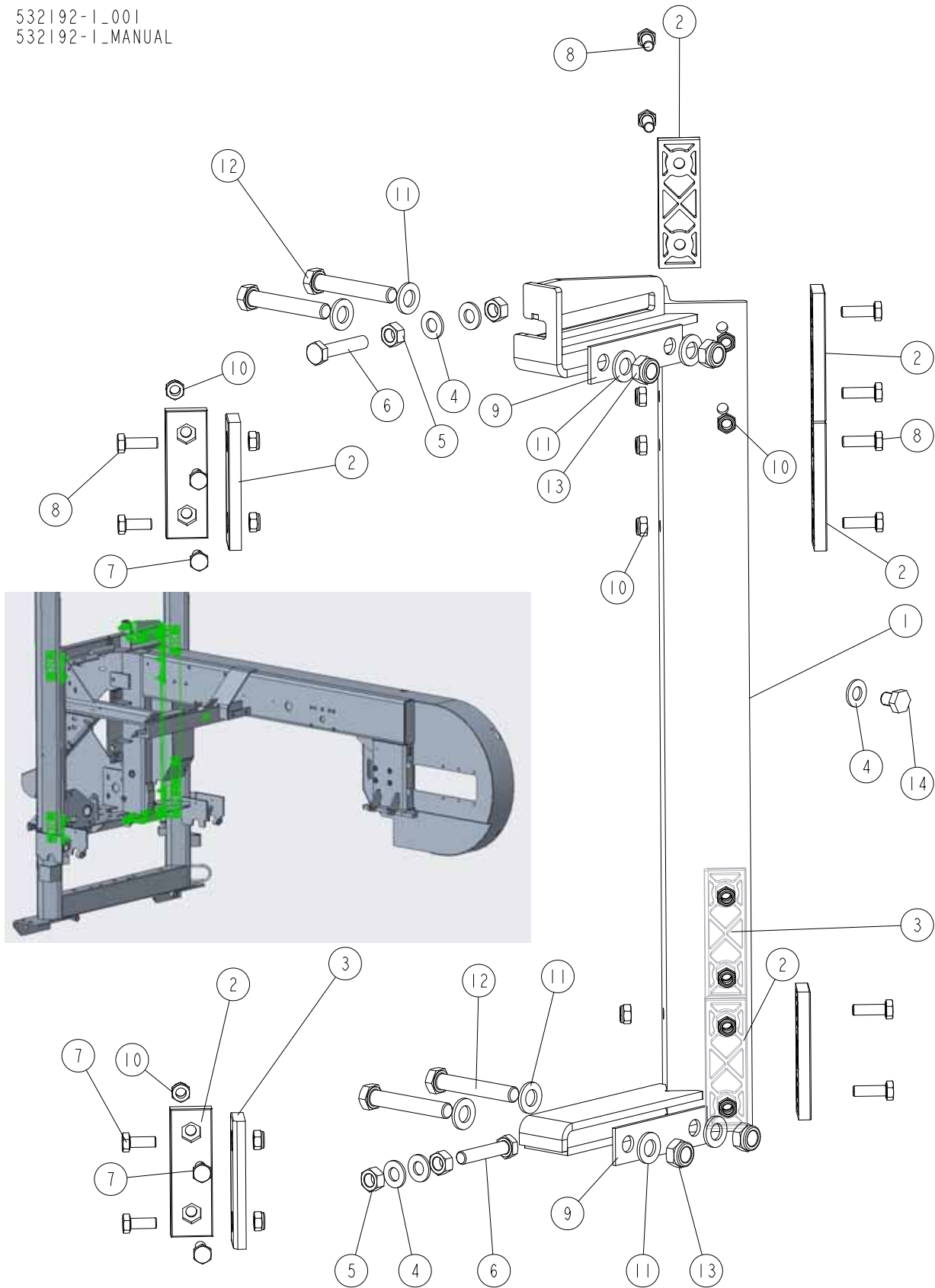
501627-001
501627-MANUAL



REF.	DESCRIPTION (* indicates parts available in assemblies only)	PART #	QTY
-	REST ASSEMBLY, LT40ME15SAH3-1.8 (WFL) SAW HEAD	501627	1
1	BRACKET WELDMENT, VERTICAL	501837-1	1
2	BRACKET, LT40 SAW HEAD REST PIN MOUNT	092765-1	1
3	PIN WELDMENT, LT50 SAW HEAD REST	090421-1	1
4	WASHER, 10.5 FLAT ZINC	F81055-1	12
5	NUT, M10-8-B HEX NYLON ZINC LOCK	F81033-1	6
6	BOLT, M10X35 8.8 HEX HEAD FULL THREAD ZINC	F81003-17	2
7	BOLT, M10X30-8.8 HEX HEAD FULL THREAD ZINC	F81003-2	4
8	WASHER, 13 FLAT ZINC	F81056-1	6
9	BOLT, M12X60-8.8 HEX HEAD ZINC	F81004-5	1
10	NUT, M12-8 DIN 982 HEX NYLON ZINC LOCK	F81034-2	3
11	PIN, 3/8X2 1/4 SNAP	014151	1
12	BOLT, M12X35 8.8 HEX HEAD FULL THREAD ZINC	F81004-24	2

4.17 LT40 Wide Saw Head Parts

532192-1_001
532192-1_MANUAL

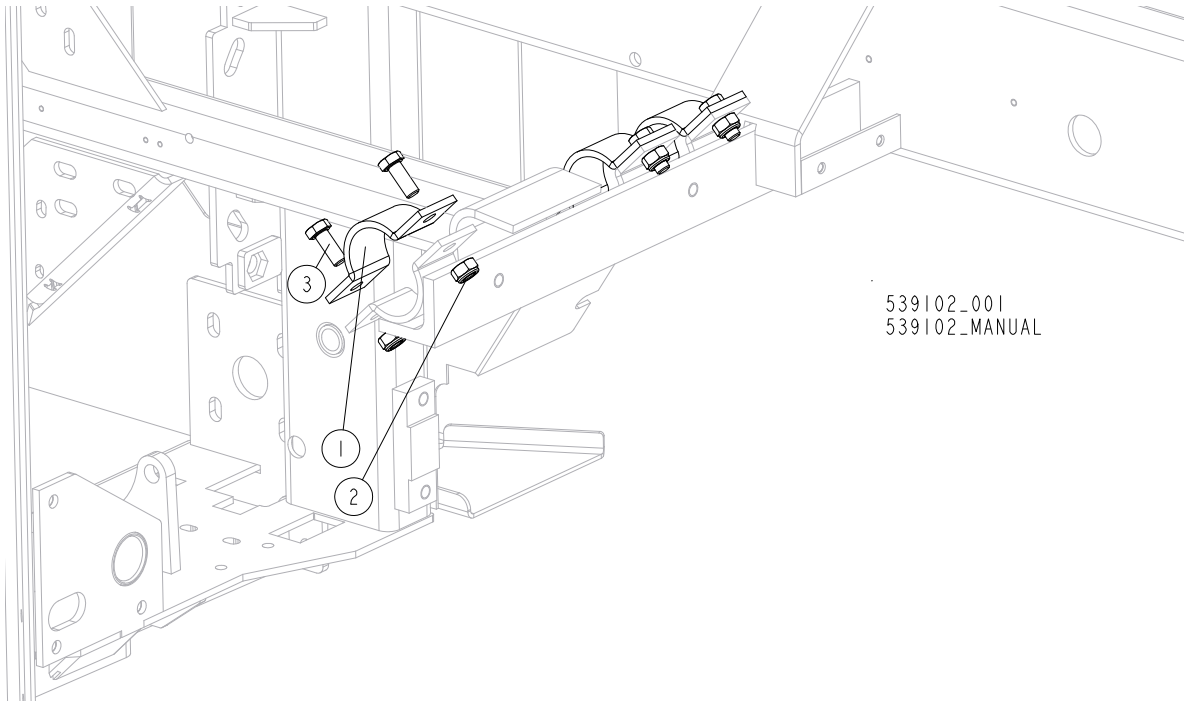


REF.	DESCRIPTION (* indicates parts available in assemblies only)	PART #	QTY	
-	SAW HEAD, LT40 AC/DC WIDE	532192-1	1	
1	GUIDE WELDMENT, METRIC SAW HEAD REAR	087125	1	
2	PADS, DELRIN UP/DOWN SLIDE	M04096	8	
3	PAD, DELRIN LOWER	016241	2	
4	WASHER, 10.5 FLAT ZINC	F81055-1	5	
5	NUT, M10 8 HEX ZINC	F81033-3	4	
6	BOLT, M10X50-8.8 HEX HEAD FULL THREAD ZINC	F81003-4	2	
7	BOLT, M8X20 8.8 HEX HEAD FULL THREAD ZINC	F81002-4	6	
8	BOLT, M8X25-8.8-B HEX HEAD FULL THREAD ZINC	F81002-5	14	
9	PLATE, V-BRACE WASHER	091247	2	
10	NUT, M8-8-B HEX NYLON ZINC LOCK	F81032-2	20	
11	WASHER, 13 FLAT ZINC	F81056-1	8	
12	BOLT, M12X75-8.8 HEX HEAD ZINC	F81004-21	4	
13	NUT, M12-8 DIN 982 HEX NYLON ZINC LOCK	F81034-2	4	
14	BOLT, M10X12 HEX HEAD FULL THREAD ZINC	F81003-30	1	

4 Saw Head

Motor Mount Clamp

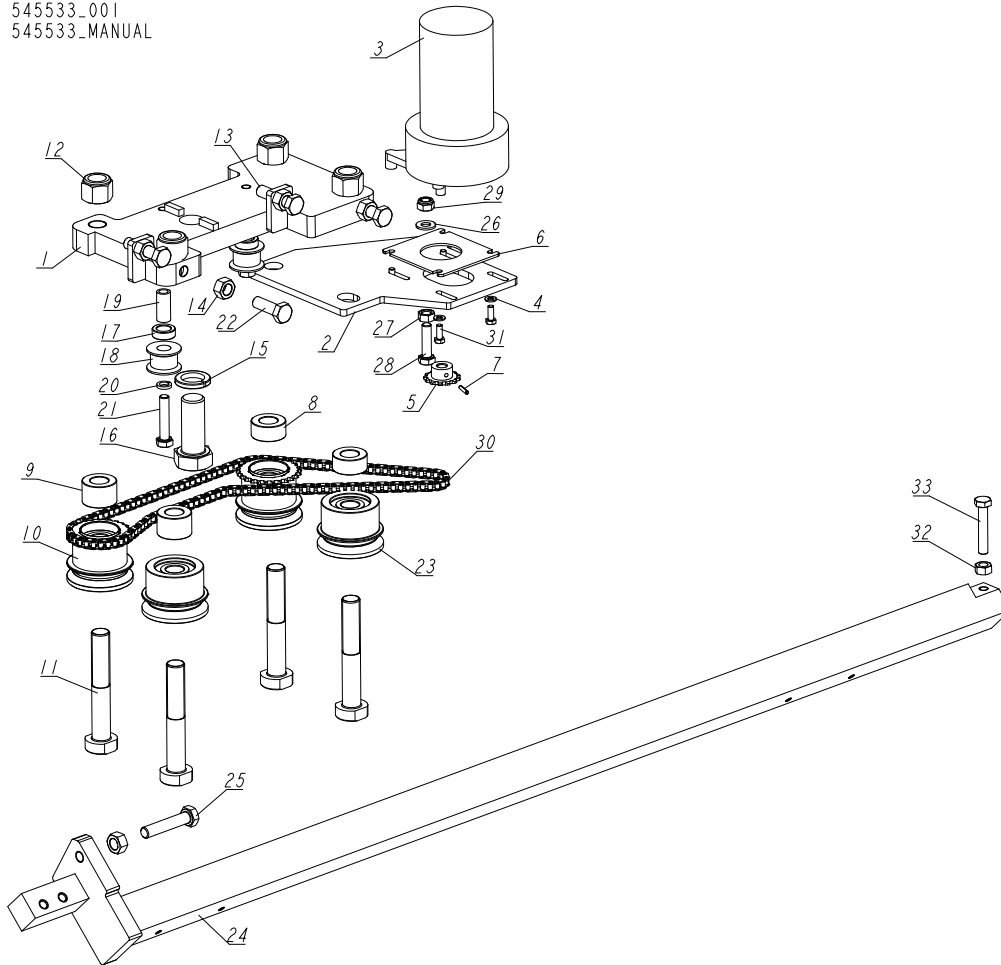
4.18 Motor Mount Clamp



REF.	DESCRIPTION (* indicates parts available in assemblies only)	PART #	QTY	
1	CLAMP WELDMENT, MOTOR MOUNT	086200-1	3	
2	NUT, M10-8-B HEX NYLON ZINC LOCK	F81033-1	6	
3	BOLT, M10X25 8.8 HEX HEAD FULL THREAD ZINC	F81003-11	3	

4.19 Blade Guide Arm w/Drive

545533_001
545533_MANUAL



REF.	DESCRIPTION (* indicates parts available in assemblies only)	PART #	QTY
-	ARM, BLADE GUIDE W/DRIVE	545533	1
1	PLATE, BLADE GUIDE ARM DRIVE	545554-1	1
2	PLATE, ARM DRIVE MOUNT	557375-1	1
3	MOTOR, CURRENT APP. 1/30HP 12VDC GEAR	557161	1
4	WASHER, 5.3 FLAT ZINC	F81052-1	4
5	SPROCKET, 25B13X.3130	P09970	1
6	PLATE, SPACER	557376-1	1
7	PIN, 3X14 GEOMET ROLL	F81044-4	1
8	BUSHING, SPACER	520284-1	2
9	BUSHING, SPACER	520285-1	2
10	ROLLER, COMPLETE DRIVE	520282	2
11	PIN, MOUNTING	519660-1	4
12	NUT, 5/8-18 NYLON ZINC LOCK	F05010-71	4
13	BOLT, M10X40-8.8 HEX HEAD FULL THREAD ZINC	F81003-16	2
14	NUT, M10 8 HEX ZINC	F81033-3	5
15	WASHER, 20.5 SPLIT LOCK ZINC	F81059-1	1
16	BOLT, M20X50-8.8-B HEX HEAD FULL THREAD ZINC	F81007-17	1
17	BUSHING, 12.5/20-7 ZINC-PLATED	101063-1	2
18	ROLLER, CHAIN TENSION	516193	2

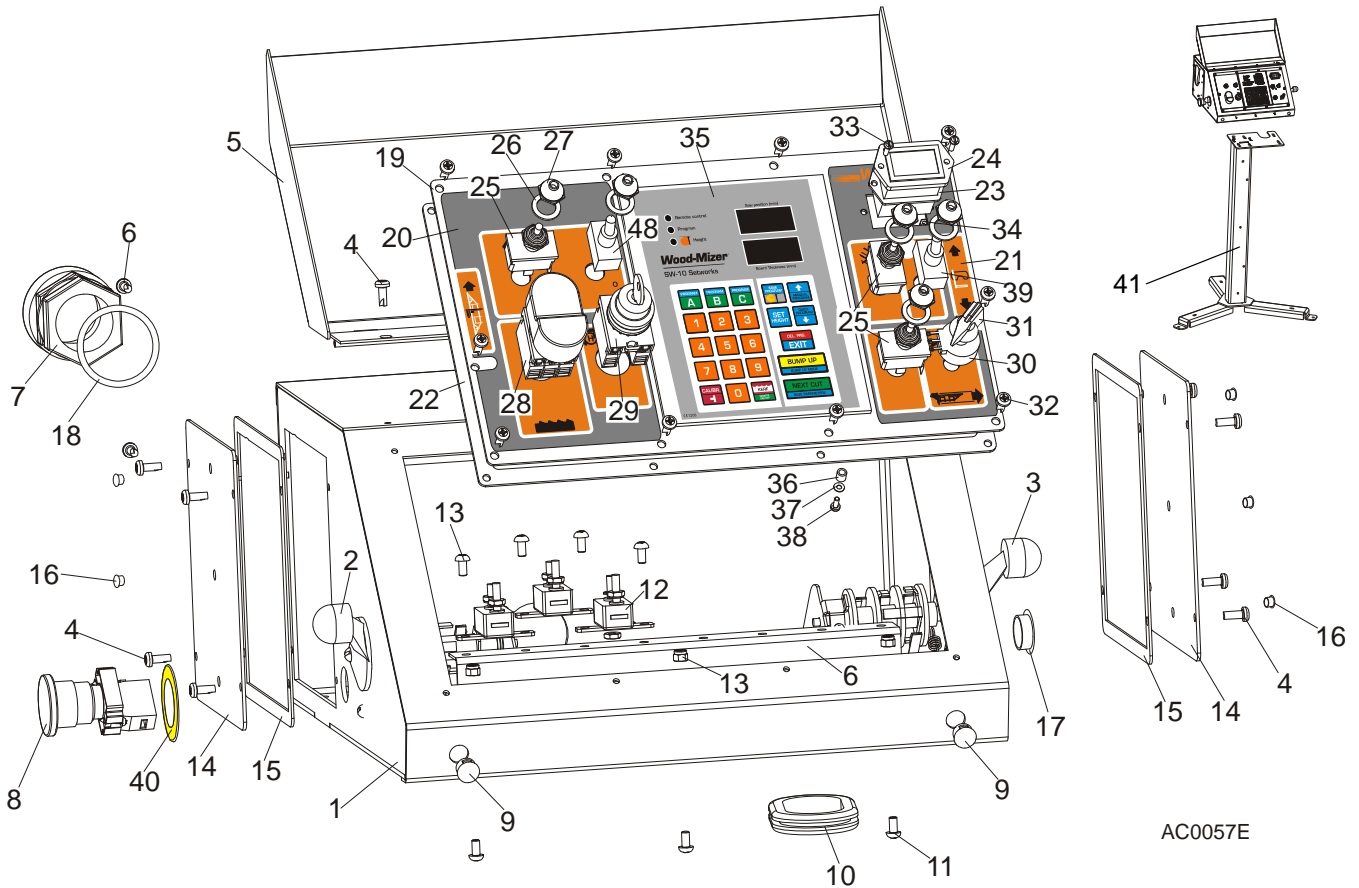
4

Saw Head*Blade Guide Arm w/Drive*

REF.	DESCRIPTION (* indicates parts available in assemblies only)	PART #	QTY	
19	BUSHING, SPACER	519345-1	2	
20	WASHER, 8.2 SPLIT LOCK ZINC	F81054-4	2	
21	BOLT, M8X40-8.8 HEX HEAD FULL THREAD ZINC	F81002-15	2	
22	BOLT, DIN933-M10X30-8.8-A2E HEX HEAD FULL THREAD	F81003-111	4	
23	ROLLER, IDLER	520839	2	
24	ARM, BLADE GUIDE	545531-1	1	
25	BOLT, M10X50-8.8 HEX HEAD FULL THREAD ZINC	F81003-4	1	
26	WASHER, 8.4 FLAT ZINC	F81054-1	2	
27	NUT, M8 DIN 934 A2-70 STAINLESS STEEL	F81032-7	1	
28	BOLT, M8X30 8.8 HEX HEAD FULL THREAD ZINC	F81002-7	1	
29	NUT, M8-8-B HEX NYLON ZINC LOCK	F81032-2	1	
30	CHAIN, DRIVE	519358	1	
31	BOLT, #10-32X1/2 HH	F81000-35	4	
32	NUT, M8-8-B HEX ZINC	F81032-1	1	
33	BOLT, M8X45-8.8 HEX HEAD FULL THREAD ZINC	F81002-14	1	

SECTION 5 CONTROL & BATTERY BOXES

5.1 Control Assembly, LT40 Series AC

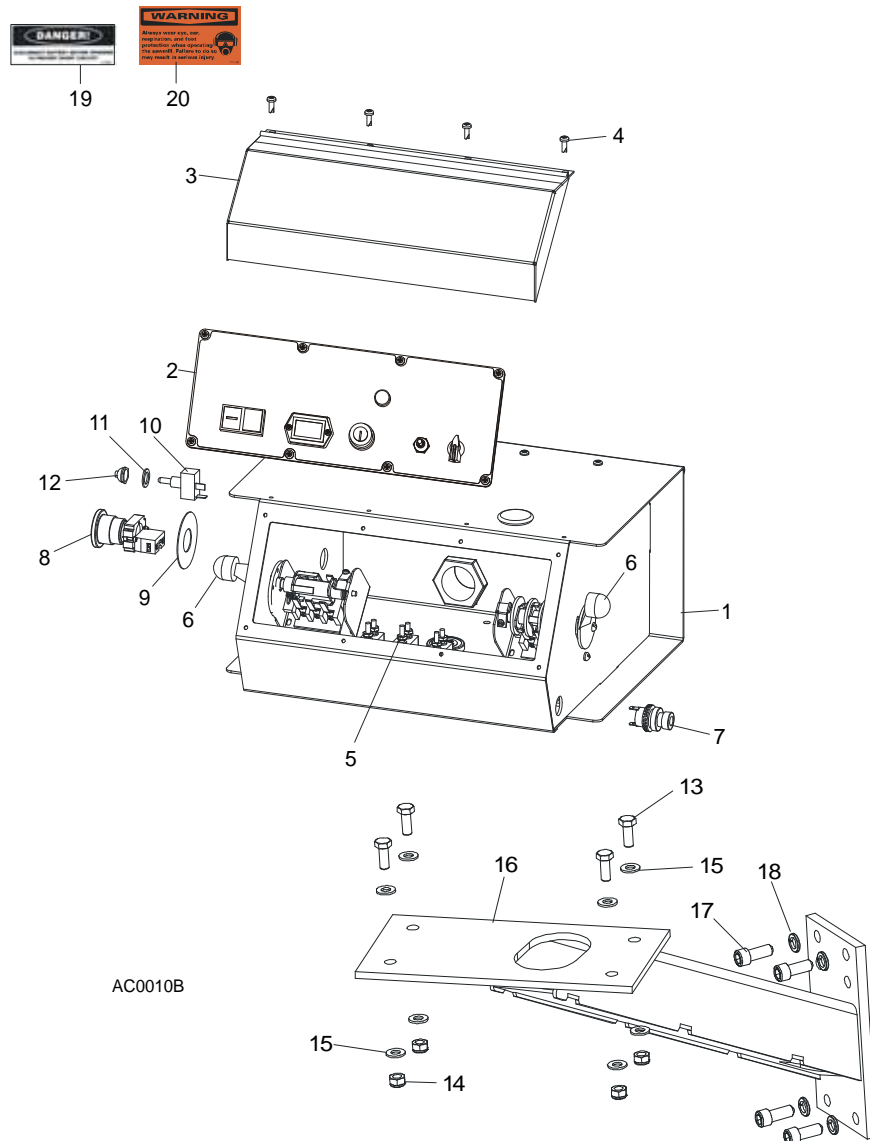


REF.	DESCRIPTION (◆ Indicates Parts Available In Assemblies Only)	PART #	QTY
	CONTROL BOX ASSEMBLY, LT40 AC	098690	1
	CONTROL BOX ASSEMBLY, LT40 AC-RC	509115	1
1	Control Box, LT40AC	099622-1	1
2	Switch, 1992GS Pwr/Feed (Service Package)	E20438	1
3	Switch, 1992 Up/Down (Service Package)	E20440	1
4	Bolt, #10-24x1/2 Ph Pan Hd, Type 23	F05015-17	12
5	Cover Weldment, LT20/40 Complete	097135-1	1
6	Rail, Circuit Breaker	525779-1	1
7	Connector, 1 1/4 Straight Metal Conduit	024402	1
8	Switch, XB2 BS542 Emergency Stop	086556	1
9	Switch, Speed Control	086773	2
10	Grommet, Rubber	087065	1
11	Screw, H M5x10 8.8 Zinc	F81000-13	7
12	Breaker, 15A Manual Reset	E20430	3
13	Nut, M5-8 DIN985 Zinc	F81030-2	3
	Cover, Control Box Side - Complete	086700	2

14	Cover, Control Box Side	086699-1	1	
15	Gasket, Control Box Side	015274	1	
16	Cap, SR1086 6.4 Dia. Hole	099700	6	
17	Cap, SR1086 22.2 Dia. Hole	093544	1	
18	Seal, 1 1/4 Ring LQTI w/Retainer	015430	1	
	Panel, LT40 AC Front Control Complete	098689	1	
19	Panel, LT20/40 AC Front Control	100572-1	1	
	Panel, LT40 AC Front Control	098586-1 ¹	1	
20	Decal, LT20/40 AC Control Box Left	099594	1	
21	Decal, LT40 DC Control Box Right	099596	1	
22	Gasket, LT20/40 Control Box	097132	1	
23	Gasket, Hour Meter	093346	1	
24	Meter, Hour	093166	1	
25	Switch, Toggle	024200	3	
26	Washer, 1/2x3/4x1/16 Nylon	P05251-1	5	
27	Boot, Toggle Switch	P02575	5	
28	Button, 24V Start/Stop	090452	1	
	Diaphragm, M22-T-DD	090462	1	
29	Switch, M22 3-Position Key	091361	1	
30	Potentiometer, 1k Feed Rate	E20519	1	
31	Knob, Speed Control	P06257	1	
32	Bolt, #10-24x1/2 Ph Pan Head, Type 23	F05015-17	10	
33	Bolt, M3x12 DIN85A Zinc	F81000-12	2	
34	Nut, M3-6 Nylon Zinc Lock	F81028-2	2	
35	Controller, SW-10 Setworks	500628	1	
36	Spacer, 4.2x6mm Idler	R80671-4	6	
37	Washer, 3.2 Flat Zinc	F81050-2	6	
38	Screw, M3x8-4.8 Zinc	F81000-83	6	
39	Switch, SPST On/Off 15A .25 TABS Toggle	P03027	2	
40	EMERGENCY STOP DECAL	086793	1	
41	PEDESTAL WELDMENT, LT40 CONTROL BOX	518703-1	1	

¹ Used in African version only

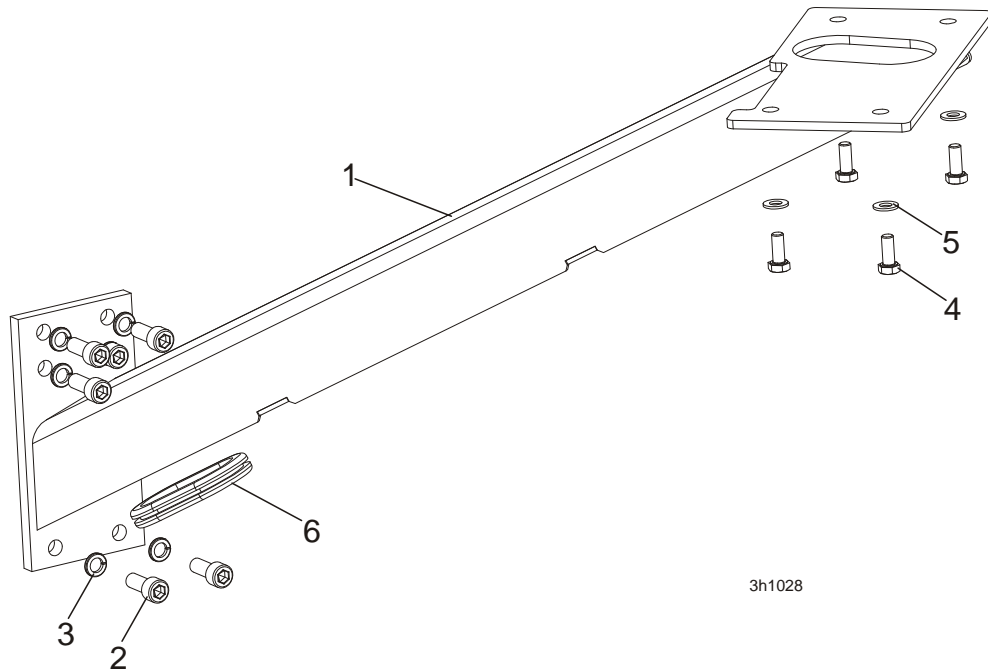
5.2 Control Assembly, LT70 AH



REF.	DESCRIPTION (◆ Indicates Parts Available In Assemblies Only)	PART #	QTY	
	CONTROL BOX ASSEMBLY, AC SUPER (EA20, EA25)	093022	1	
1	HOUSING, AC SUPER CONTROL BOX ASSEMBLY (EA20, EA25)	086546-1	1	◆
2	Front Control Panel & Wiring Harnesses (Section 5.5)			
3	Cover, Control Box Hinged	015304	1	
4	Screw, #10-24 x 1/2"	F05015-17	12	
5	Circuit Breakers (Section 5.5)			
6	Drum Switches (Section 5.3)			
7	Switch, Horn	E85118	1	
8	Switch, XB2 BS542 Emergency Stop	086556	1	
9	Washer, Emergency Stop Switch	086561	1	
10	Switch, Speed Control	086773	1	
11	Washer, 1/2" x 3/4" x 5/8" Nylon	P05251-1	1	
12	Boot, Speed Control Switch	P02575	1	
13	BOLT, M8 X 20-8.8-B HEX HEAD	F81002-4	4	
14	NUT, M8-8-B HEX NYLON ZINC LOCK	F81032-2	4	

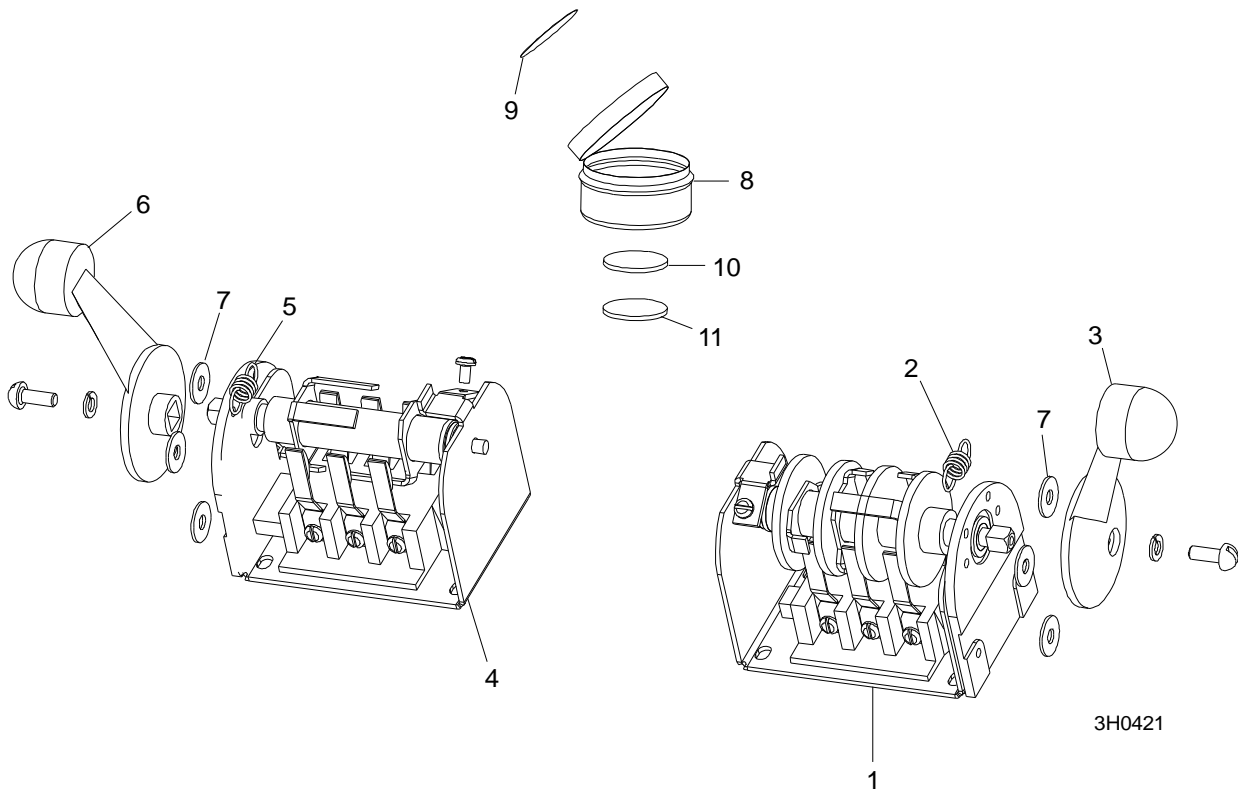
15	WASHER, 8.4 FLAT ZINC	F81054-1	8	
16	MOUNT WELDMENT, STANDARD CONTROL BOX	086732-1	1	
17	BOLT, 3/8-16 X 1" SOCKET HEAD	F05007-52	4	
18	WASHER, 10.2 SPLIT LOCK	F81055-2	4	
19	DECAL, FRONT OUTRIGGER WARNING	015400-4	1	
20	DECAL, EAR/EYE PROTECTION WARNING	S11753-4	1	

5.3 Control Box Bracket



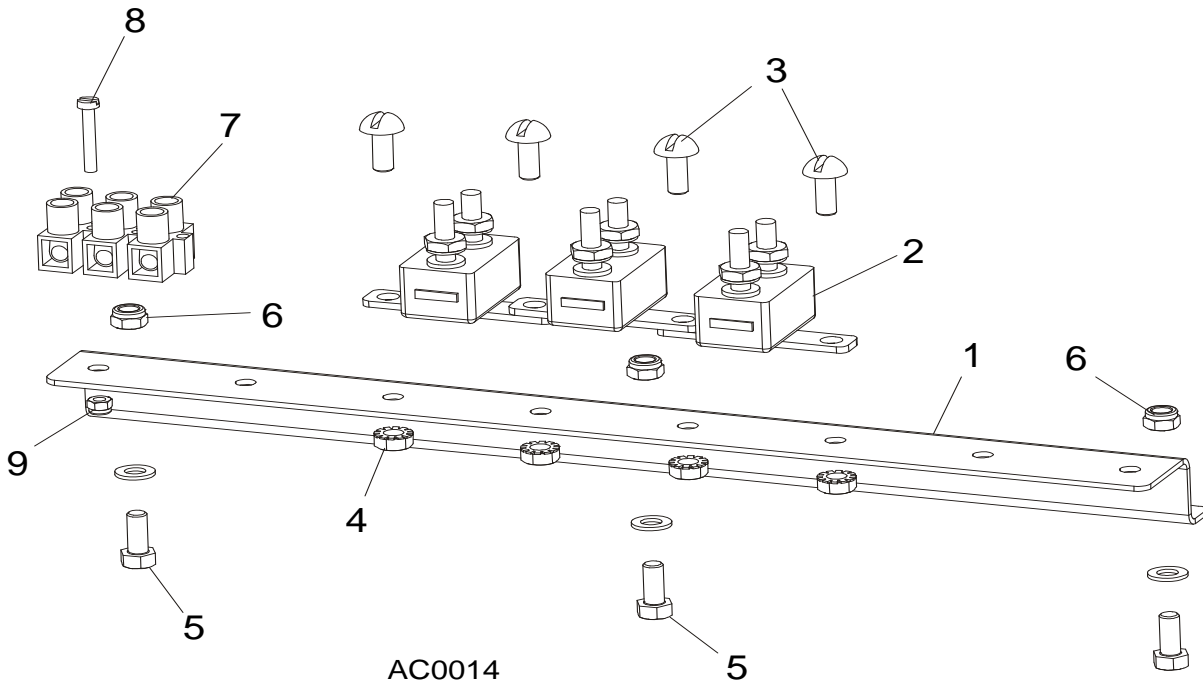
REF.	DESCRIPTION (◆ Indicates Parts Available In Assemblies Only)	PART #	QTY
1	MOUNT WELDMENT, STANDARD CONTROL BOX	086732-1	1
2	SCREW, M10x25 8.8 HEX SOCKET HEAD CAP ZINC	F81003-32	6
3	WASHER, 10.2 SPLIT LOCK ZINC	F81055-2	6
4	BOLT, M8x20-8.8-B HEX HEAD FULL THREAD ZINC	F81002-4	4
5	WASHER, 8.4 FLAT ZINC	F81054-1	4
6	GROMMET, RUBBER	087065	1

5.4 Drum Switches



REF.	DESCRIPTION (◆ Indicates Parts Available In Assemblies Only)	PART #	QTY	
	SWITCH ASSEMBLY, UP/DOWN DRUM	E20440	1	
1	Switch, S12 Bulk Drum	E20440-B	1	◆
2	Spring, Drum Switch	P12570	1	
3	Handle, Drum Switch Replacement	P12500	1	
	SWITCH ASSEMBLY, POWER FEED DRUM	E20438	1	
4	Switch, S10 Bulk Drum	E20438-B	1	◆
5	Spring, Drum Switch	P12570	1	
6	Handle, Drum Switch Replacement	P12500	1	
7	WASHER, #8 SAE FLAT	F05011-41	6	
	CUP ASSEMBLY, DRUM SWITCH GREASE	A20463	1	
8	Cup, Plastic Container	P20464	1	◆
9	Decal, Grease Cup Label	P20467	1	
10	Pad, Velcro Loop	P20466	1	◆
11	Pad, Velcro Hook	P20465	1	◆
	Grease, High Temp Drum Switch	P20468	.011ml	◆

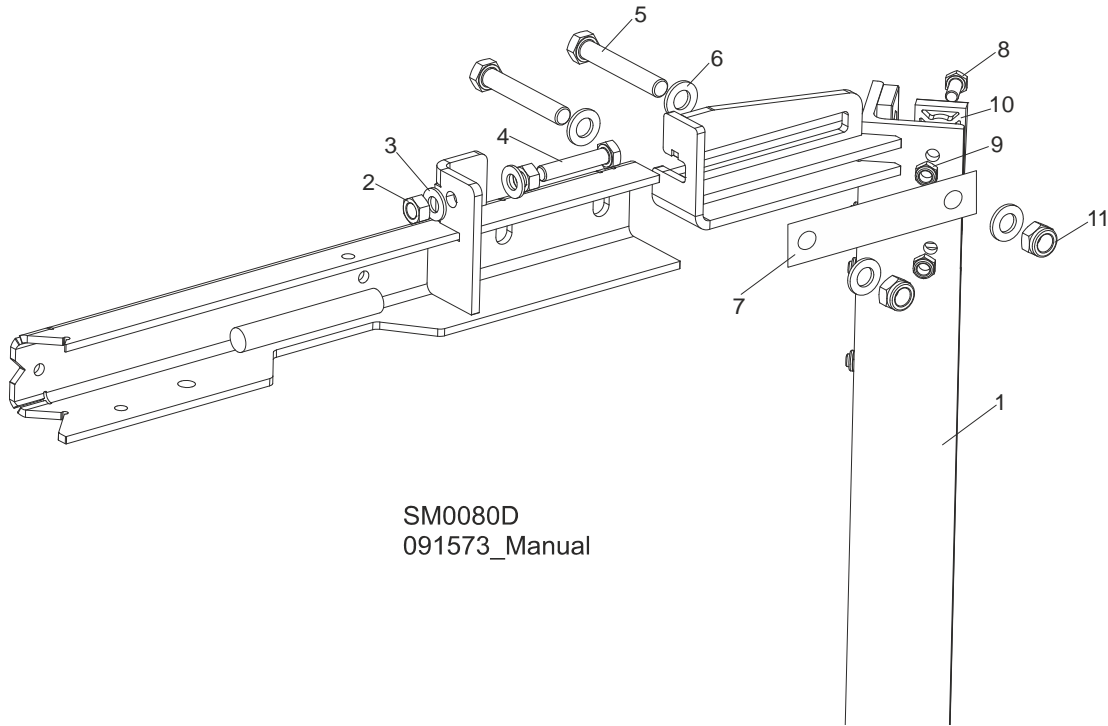
5.5 Circuit Breakers



REF.	DESCRIPTION (◆ Indicates Parts Available In Assemblies Only)	PART #	QTY
1	RAIL, CIRCUIT BREAKER	525779-1	1
2	BREAKER, 15 AMP MANUAL RESET	E20430	5
3	SCREW, H M5X10 8.8 ZINC	F81000-13	4
4	NUT, M5-8 DIN985 ZINC	F81030-2	4
5	BOLT, M5X12-5.8 HEX HEAD FULL THREAD ZINC	F81000-5	3
6	NUT, M5-8 DIN985 ZINC	F81030-2	3
7	STRIP, ELECTRIC WIRE	F81086-1	1
8	SCREW, M3 X 20-5.8-A	F81000-8	1
9	NUT, M3-6 HEX NYLON ZINC LOCK	F81028-2	1

SECTION 6 UP/DOWN SYSTEM

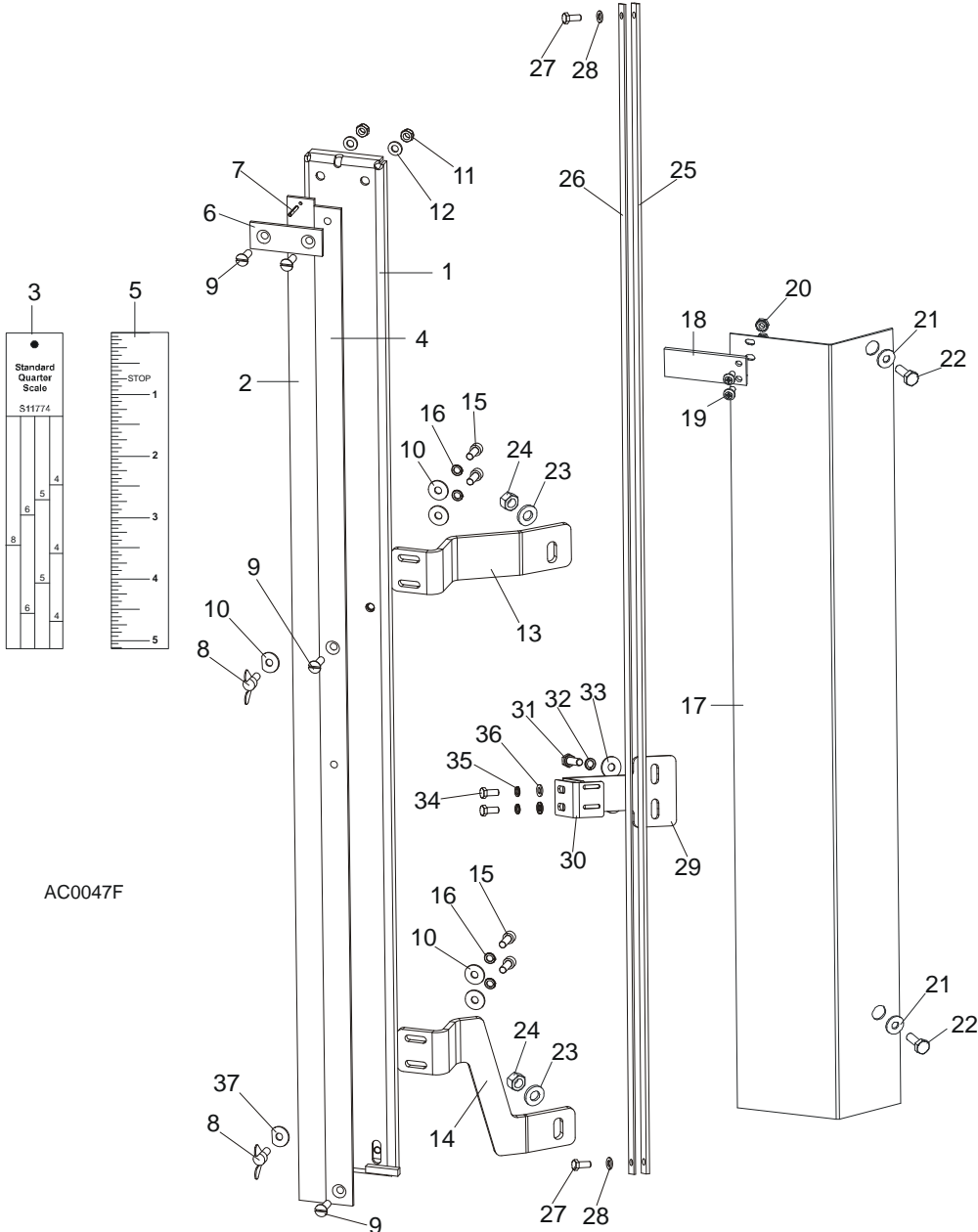
6.1 Saw Head V-Brace Mount



SM0080D
091573_Manual

REF.	DESCRIPTION (◆ Indicates Parts Available In Assemblies Only)	PART #	QTY
1	V-BRACE, SAW HEAD MOUNT	087122	1
2	NUT, M10-8-B-FE	F81033-3	2
3	WASHER, 10.5 FLAT ZINC	F81055-1	2
4	BOLT, M10X50-8.8 HEX HEAD FULL THREAD ZINC	F81003-4	1
5	BOLT, M12 X 75-8.8 ZINC	F81004-21	2
6	WASHER, 13 FLAT ZINC	F81056-1	4
7	PLATE, V-BRACE WASHER	091247	2
8	BOLT, M8X20-8.8-B HEX HEAD FULL THREAD ZINC	F81002-4	10
9	NUT, M8-8-B HEX NYLON LOCK ZINC	F81032-2	12
10	PADS, DELRIN UP/DOWN SLIDE	M04096	6
11	NUT, M12-8 HEX NYLON ZINC LOCK	F81034-2	2

6.2 Blade Height Scale

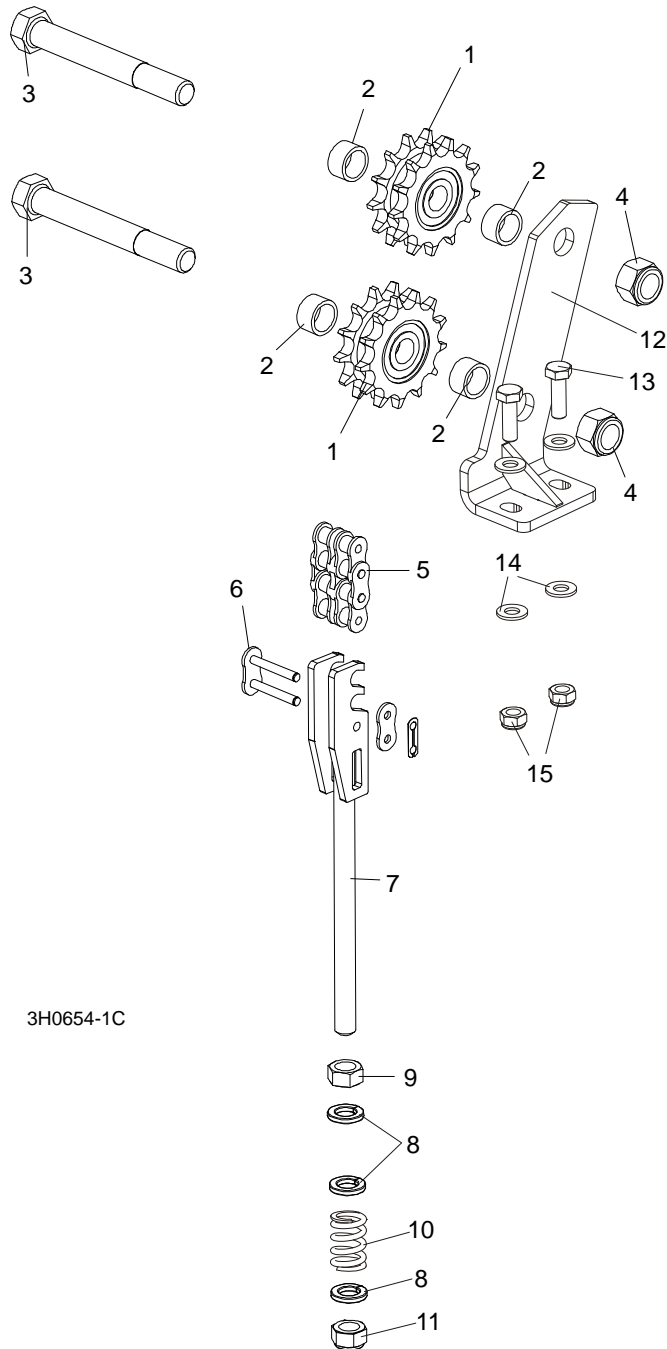


AC0047F

REF.	DESCRIPTION (◆ Indicates Parts Available In Assemblies Only)	PART #	QTY
	SCALE, BLADE HEIGHT W/SCANNER	098882	1
1	Bracket, Scale Mounting	098890-1	1
2	Scale, 35" Quarter	093342	1
3	Decal, 35" Standard Quarter Scale	090716	1
	Decal, 35" Grade Hardwood Quarter Scale	090717	1
4	Scale, 35" Inch	093341	1
5	Decal, 35" Inch	090709	1
6	Strap, Scale Hold-Down	093134	1
7	Pin, 3x20 Roll	F81044-5	1
8	Screw, M6x16 Wing	F81001-16	2

9	Screw, M6x20- 4.8-B Slotted Countersunk Head Zinc	F81001-31	4	
10	Washer,6.2x20x3.5 Special	503096	1	
11	Nut, M6-8-B Hex Nylon Zinc Lock	F81031-2	2	
12	Washer, 6.4 Flat Zinc	F81053-1	2	
13	Bracket, Scale Upper	098880-1	1	
14	Bracket, Scale Lower	098881-1	1	
15	Screw, M6x16-8.8 Hex Socket Head Cap Zinc	F81001-21	4	
16	Washer, Z6.1 Split Lock Zinc	F81053-3	4	
	Pointer Assembly, Fixed Scale	A12023	1	
17	Bracket, Fixed Scale Pointer Mount	087044-1	1	◆
18	Indicator, Blade Height Scale	094821	1	
19	Screw, M4x12 -5,8-B Cross Recessed Pan Head Zinc	F81011-43	2	
20	Nut, M4-B Hex Nylon Zinc Lock	F81029-1	2	
21	Washer, 6.5 Special Flat Zinc	F81053-11	2	
22	Bolt, M6x12-8.8 Hex Head Full Thread Zinc	F81001-7	2	
23	Washer, 8.4 Flat Zinc	F81054-1	2	
24	Nut, M8-8-B Hex Nylon Zinc Lock	F81032-2	2	
	MAGNETIC STRIP ASSY	097774	1	
	Bar with Magnetic Strip	098173-1	1	
25	Magnetic Strip MB320 (1m)	096014-1	1	
26	Bar, Magnetic Strip	098173	1	
27	Bolt, M5 x 12-5.8 Hex Head Full Thread Zinc	F81000-5	2	
28	Washer, 5.3 Flat Zinc	F81052-1	2	
	BRACKET, SENSOR COMPLETE	100620	1	
29	Bracket, Sensor	100599-1	1	
30	Bracket, Sensor	100619-1	1	
31	Bolt, M6x20-8.8 Hex Head Full Thread Zinc	F81001-2	2	
32	Washer, Z6.1 Split Lock Zinc	F81053-3	2	
33	Washer, 6.5 Flat Zinc	F81053-11	2	
34	Bolt, M5 X 12-5.8 Hex Head Full Thread Zinc	F81000-5	2	
35	Washer, 5.1 Split Lock Zinc	F81052-2	2	
36	Washer, 5.3 Flat Zinc	F81052-1	2	
	DECAL KIT, METRIC SCALE	K12064	1	
	Decal, Metric	S11711	1	
	Decal, Metric 16-40mm	P12040-1	1	
	Decal, Metric 45-63mm	P12040-2	1	
37	Washer, 6,2x20x4,5 Special	503098	1	

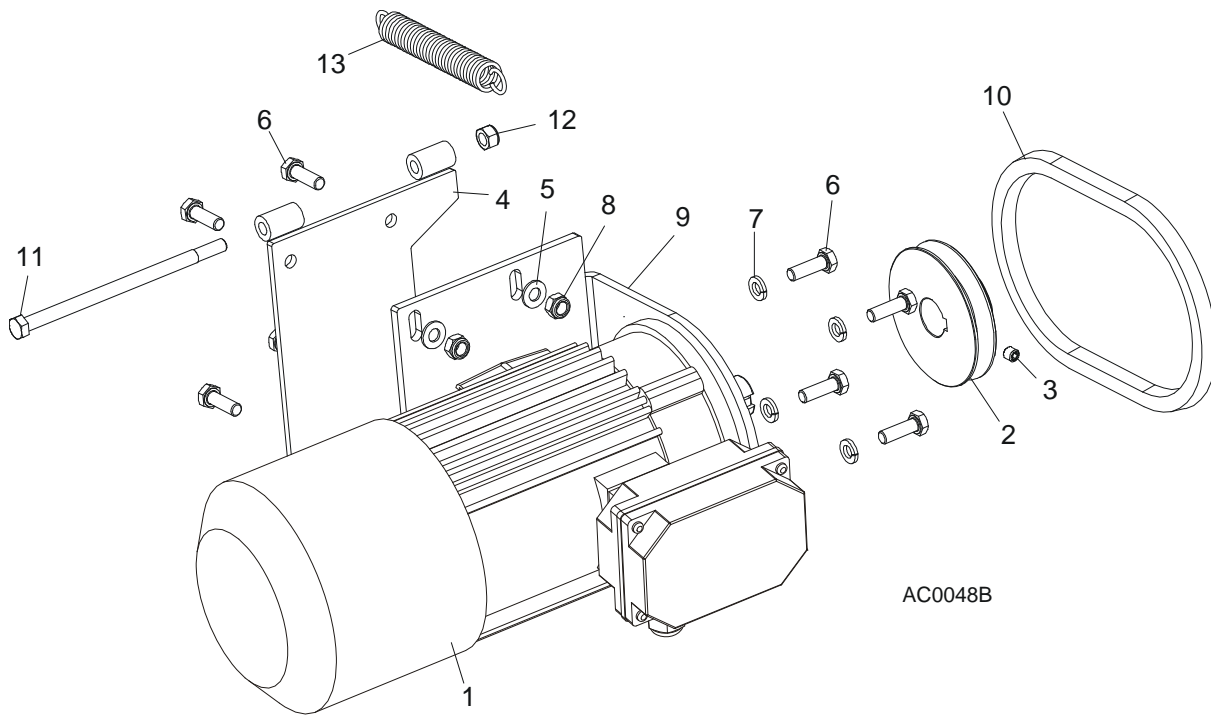
6.3 Up/Down Chain & Sprockets



REF.	DESCRIPTION (◆ Indicates Parts Available In Assemblies Only)	PART #	QTY
	SPROCKET KIT, UP/DOWN IDLER #50-2	016020	1
1	Sprocket, Up/Down Idler '98	016019	2
2	Washer, Sprocket Spacer	095927-1	4
	Instruction Sheet, Up/Down Idler Retrofit	016020-541	1
3	BOLT, 5/8-11 X 5" HEX HEAD GRADE 2	F05009-6	2
4	NUT, 5/8-11 HEX NYLON LOCK	F05010-34	2
	CHAIN, IWIS 10B-2 - COMPLETE	518534	1
5	CHAIN, IWIS 10B-2-121 LINKS, DIN 8187-1	518535	1

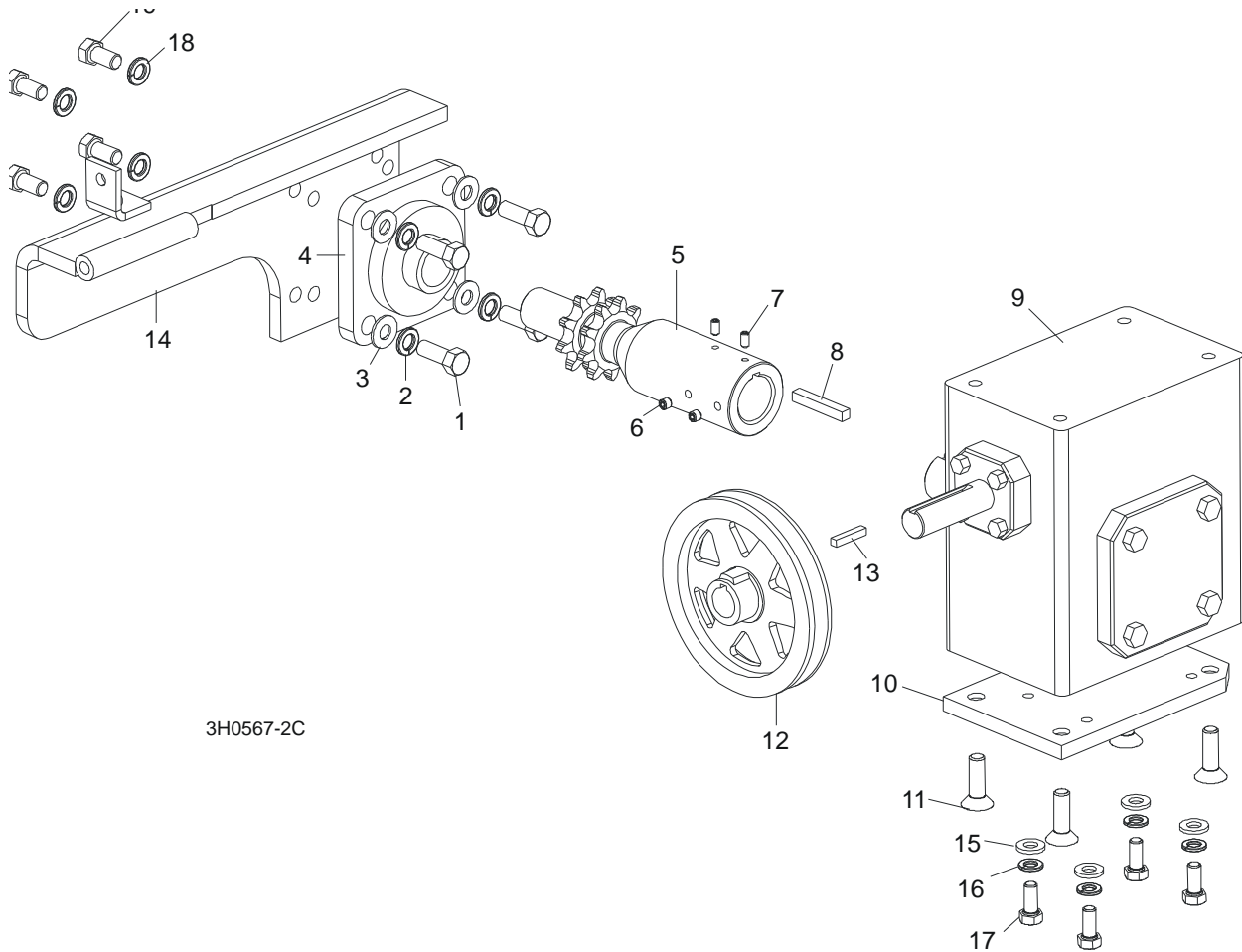
6	LINK, 10B-2, DIN 8187-1 MASTER	518536	1	
	TENSIONER ASSEMBLY, UP/DOWN CHAIN	094283	1	
7	Bracket, Up/Down Chain Tensioner	094281-1	1	◆
8	Washer, 13 Flat Zinc	F81056-1	3	
9	Nut, M12-8-B Hex Zinc	F81034-1	1	
10	Spring, 14x30x3.2	090797	1	
11	Nut, M12-8 Hex Nylon Zinc Lock	F81034-2	1	
12	PLATE SPROCKET U/D	507026-1	1	
13	BOLT, M8X25-8.8-B HEX HEAD FULL THREAD ZINC	F81002-5	2	
14	WASHER, 8.4 FLAT ZINC	F81054-1	4	
15	NUT, M8-8-B HEX NYLON LOCK ZINC	F81032-2	2	

6.4 Up/Down Motor Assembly, LT40 Series AH



REF.	DESCRIPTION (◆ Indicates Parts Available In Assemblies Only)	PART #	QTY
	MOTOR ASSEMBLY, LT40AC UP/DOWN	093023	1
1	Motor, SKh90-4S2 HPS 1.1kW 1380 r.p.m. 400V (w/Brake)	098901	1
	Brake, H2SP-90.30 180V LT40 UP/DOWN	083830	1
2	Pulley, AC Up/Down Motor Painted	086378-1	1
3	Screw, M8 x 8-33H Hex Socket Set Flat Point Zinc	F81014-1	1
4	Bracket Weldment, Up/Down Motor	095738-1	1
5	Washer, 8.4 Flat Zinc	F81054-1	4
6	Bolt, M8 x 25-8.8-B Hex Head Full Thread Zinc	F81002-4	8
7	Washer, 8.2 Split Lock Zinc	F81054-4	4
8	Nut, M8 8 B Hex Nylon Zinc Lock	F81032-2	4
9	Bracket, AC Up/Down Motor Mount	086376-1	1
10	BELT, AX23	015257	1
11	BOLT, M8X160-8.8-B HEX HEAD ZINC	F81002-22	1
12	NUT, M8-8-B NYLON LOCK HEX ZINC	F81032-2	1
13	SPRING, 3/4x 5x.095 EXTENSION	015569	1

6.5 Up/Down Drive Assembly

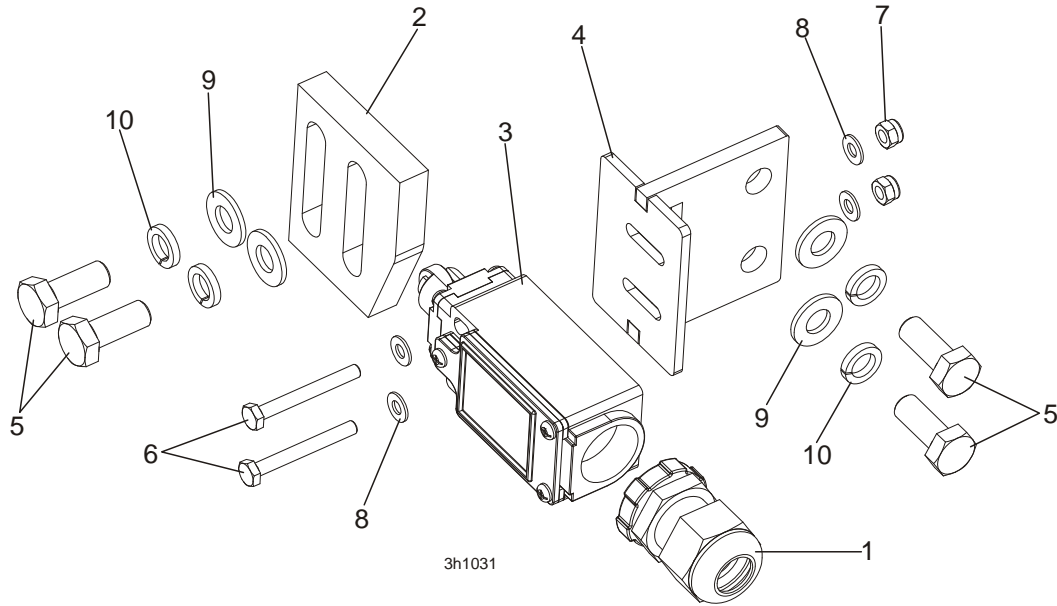


3H0567-2C

REF.	DESCRIPTION (◆ Indicates Parts Available In Assemblies Only)	PART #	QTY
	UP/DOWN DRIVE ASSEMBLY	092817	1
1	Bolt, 3/8-16 x 1" Hex Head	F05007-7	4
2	Washer, 10.2 Split Lock Zinc	F81055-2	4
3	Washer, 10.5 Flat Zinc	F81055-1	4
4	Bearing, Flanged Up/Down	014090	1
5	Shaft, Up/Down Sprocket	092816-1	1
6	Screw, M8 x 8-33H Hex Socket Set w/Flat Point	F81014-1	2
7	Key, 1/4" Square x 1 11/16" Long	S04124	1
8	Spacer, Up/Down Shaft	016032	1
9	Reducer, Gear Box	518041	1
10	Plate, Gear Box Spacer	095894-1	1
11	Bolt, 3/8-16 x 1" Flat Socket Head	F05007-110	4
12	Pulley, Up/Down	015256	1
13	Key, 3/16" Square x 1" Long	S31027	1
14	Bracket Wldmt, Up/Down Bearing	095893-1	1
15	WASHER, 8.4 FLAT ZINC	F81054-1	4
16	WASHER, 8.2 SPLIT LOCK ZINC	F81054-4	4

17	BOLT, 5/16-18 X 1" HEX HEAD	F05006-5	4	
18	WASHER, 10.2 SPLIT LOCK ZINC	F81055-2	4	
19	BOLT, 3/8-16 X 3/4" HEX HEAD	F05007-27	4	
	OIL, 8 OZ. MOBIL SHC634 BOTTLED SYNTHETIC GEAR	L04869-4	1	

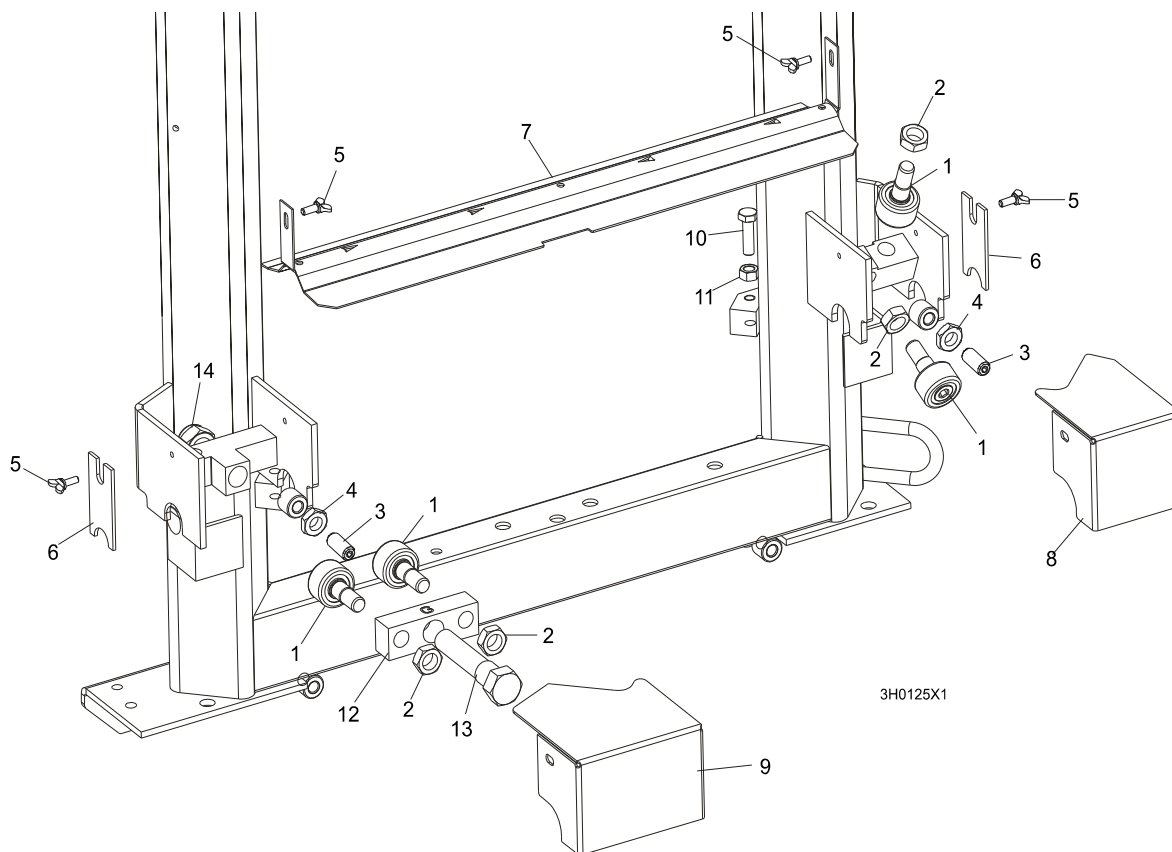
6.6 Safety Switches



REF.	DESCRIPTION (◆ Indicates Parts Available In Assemblies Only)	PART #	QTY	
	KIT, LT40 UP/DOWN LOWER SAFETY SWITCH	504038	1	
1	GLAND, SKINTOP ST PG 13.5 GREYCABLE	086524	1	
2	CAM, LIMIT SWITCH	094229-1	1	
3	SWITCH, GLCB01C LIMIT	100910	1	
4	BRACKET, LT40 LOWER SAFETY SWITCH	504035-1	1	
5	BOLT, M8x20-8.8-B HEX HEAD FULL THREAD	F81002-4	4	
6	BOLT, M4x35-8.8 HEX HEAD FULL THREAD ZINC	F81011-7	2	
7	NUT, M4-B HEX NYLON ZINC LOCK	F81029-1	2	
8	WASHER, 4.3 FLAT ZINC	F81051-2	4	
9	WASHER, 8.4 FLAT ZINC	F81054-1	4	
10	WASHER, 8.2 SPLIT LOCK ZINC	F81054-4	4	

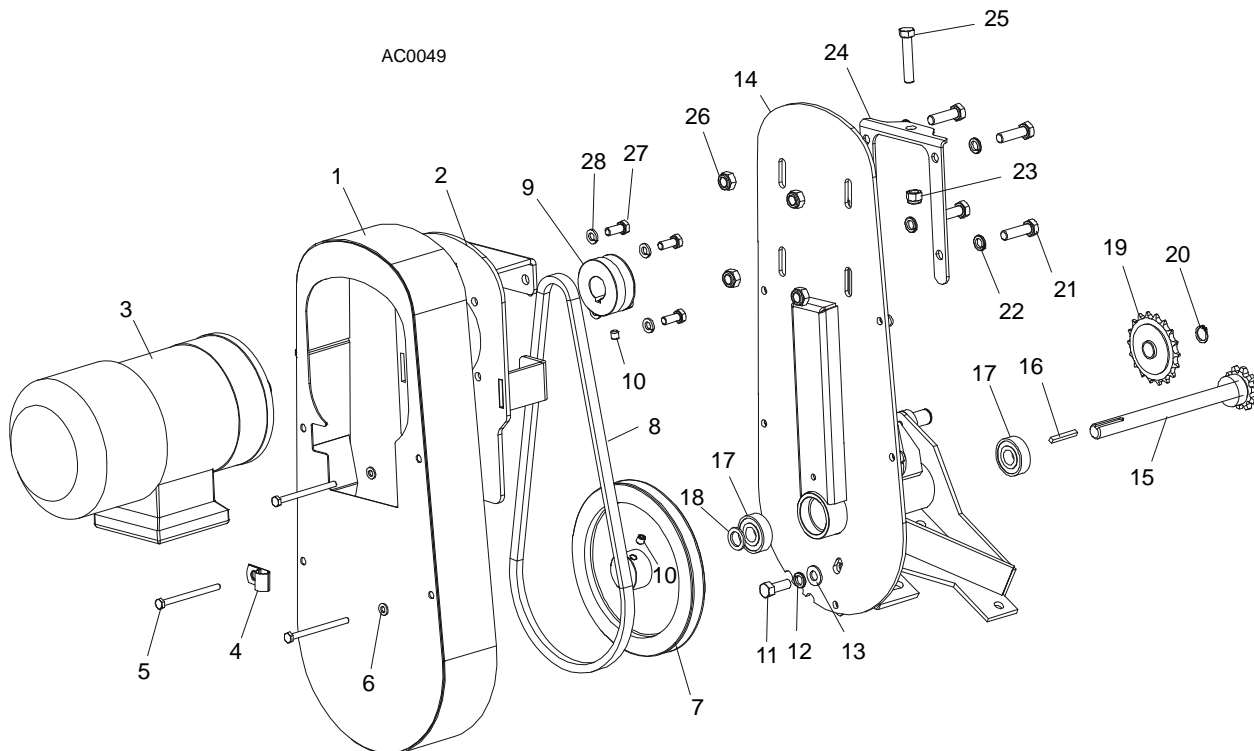
SECTION 7 POWER FEED & TRACK ROLLERS

7.1 Upper Track Rollers And Wipers



REF.	DESCRIPTION (◆ Indicates Parts Available In Assemblies Only)	PART #	QTY
1	ROLLER, TRACK CAM BEARING	P12843	4
2	NUT, 5/8-18 HEX JAM	F05010-11	4
3	SCREW, M12 X 30 OVAL POINT SET	F81004-14	2
4	NUT, M12-8-B HEX ZINC	F81034-1	2
5	SCREW, M6 X 16 THUMB	F81001-16	4
6	WIPER, PLASTIC TRACK	M04113	2
7	COVER, LT40/70 MIDDLE TRACK - SERVICE	522292-S	1
	Cover, LT40/70 Middle Track	522292-1	1
	Strip, 3/16 X 2 X 23 Felt	S09915	1
8	HOUSING, UPPER TRACK ROLLER REAR	086913-1	1
9	HOUSING, UPPER TRACK ROLLER FRONT	086914-1	1
10	BOLT, M10 X 35-8.8 HEX HEAD FULL THREAD ZINC	F81003-17	2
11	NUT, M10-8-B HEX ZINC	F81033-3	2
12	BRACKET, UPPER TRACK ROLLER	086859-1	1
13	BOLT, HEX HEAD	086911	1
14	NUT, M20-8-A HEX NYLON ZINC LOCK	F81037-2	1

7.2 Power Feed Assembly, LT40 Series AH



REF.	DESCRIPTION (◆ Indicates Parts Available In Assemblies Only)	PART #	QTY	
	POWER FEED ASSEMBLY, AC SUPER	086522	1	
1	Cover Weldment, Top Power Feed	514732-1	1	
2	Plate, Power Feed Motor	086390	1	
3	Motor, 1100 W Power Feed Painted, AC Super	086530	1	
4	Clamp, 1/2" EMT Coated	P07584	1	
5	Bolt, M6 x 80 5.8 Hex Head Full Thread Zinc	F81001-61	4	
6	Washer, 6.4 Flat Zinc	F81053-1	4	
7	Sheave, Power Feed	086410-1	1	
8	Belt, Power Feed	086532	1	
9	Sheave, Feed Motor	086388-1	1	
10	Screw, M8 X 8-33H Hex Socket Set Flat Point Zinc	F81014-1	2	
11	Bolt, 3/8-16 x 1" Hex Head	F05007-7	1	
12	Washer, 3/8" Split Lock	F05011-4	5	
13	Washer, 3/8" Flat	F05011-3	5	
14	Bracket, Power Feed Mount	015162	1	
15	Shaft Weldment, Power Feed	015129	1	
16	Key, 3/16" Square x 1 3/8" Long	016108	1	
17	Bearing, 6203-2RSP6-5/8 CX	095087	2	
18	Washer, 5/8" x 15/16" x .094" Nylon	F05011-19	1	
19	Sprocket, 40 Idler 18T 5/8" ID	P04333	1	
20	Ring, Z15	F81090-2	1	
21	Bolt, M10x35-8.8Hex Head Full Thread Zinc	F81003-17	4	
22	Washer, 10.2 Split Lock Zinc	F81055-2	1	◆

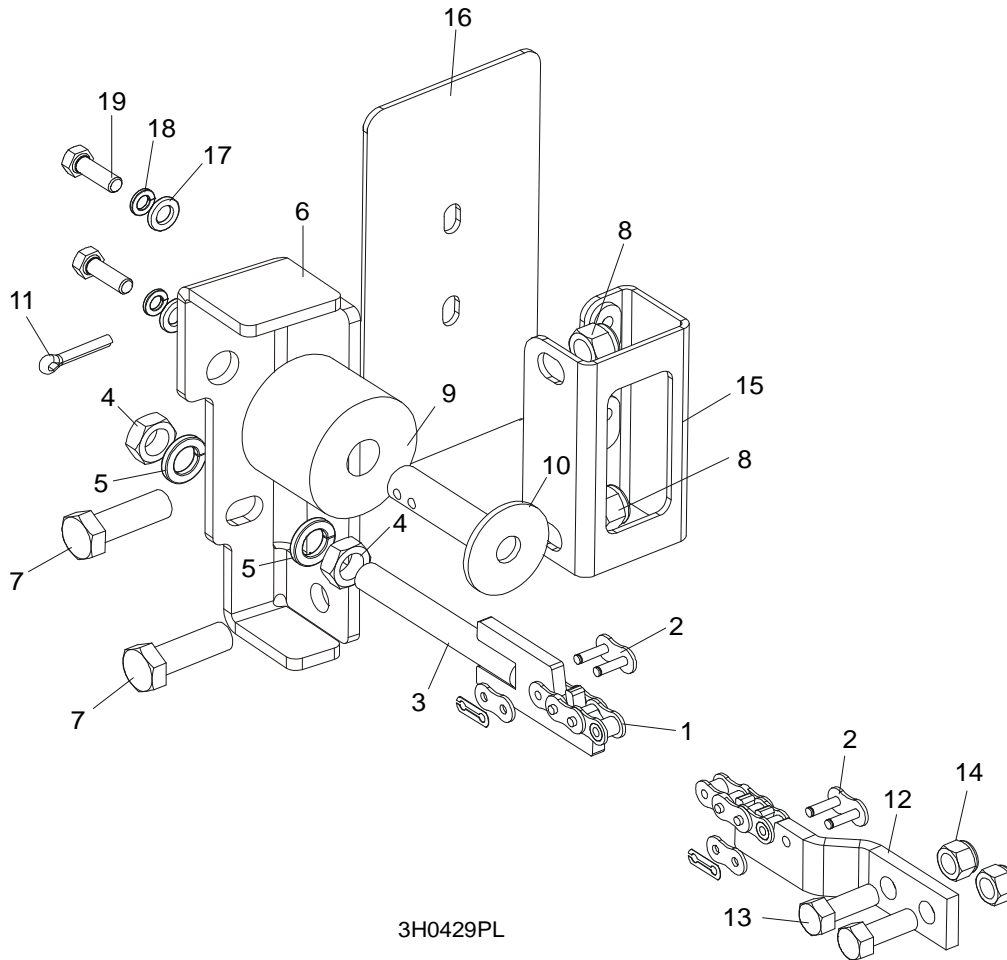


Power Feed & Track Rollers

Power Feed Assembly, LT40 Series AH

23	Nut, 3/8-16 Hex Nylon Lock	F05010-10	1	
24	Bracket, Power Feed Mount	015162-1	1	
25	Bolt, 3/8-16 x 2" Hex Head Full Thread Zinc	F05007-16	1	
26	Nut, M10-8-B Hex Nylon Zinc Lock	F81033-1	1	
27	Bolt, M8x20-8.8-B Hex Head Full Thread Zinc	F81002-4	4	
28	Washer, 8.2 Split Lock Zinc	F81054-4	4	

7.3 Feed Chain/Stop



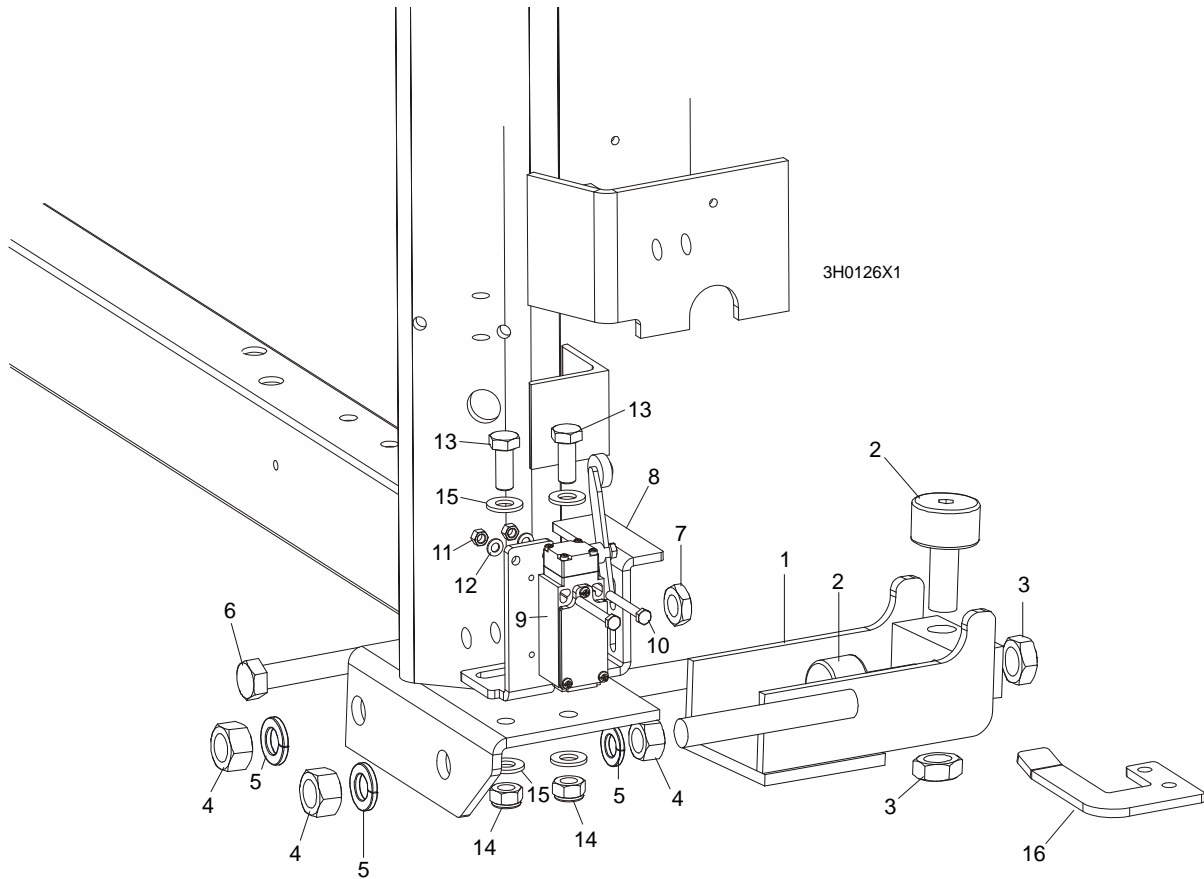
REF.	DESCRIPTION (◆ Indicates Parts Available In Assemblies Only)	PART #	QTY
	CHAIN KIT, LT40S FEED	K10408	1
	CHAIN KIT, LT40M FEED	K10410	1
1	Chain, #40 X 215" LT40S Feed	014744	1
	Chain, #40 X 267.5" LT40M Feed	014745	1
	Chain, 0.9M #40 35.5" LT40M-L0,9	521579	1
2	Link, #40 Master	P04200	2
3	Tensioner Weldment, Power Feed Chain	086818-1	1
4	Nut, M12-5 Hex	F81034-4	2
5	Washer, Z12.2 Split Lock Zinc	F81056-2	2
6	BRACKET, FEED CHAIN REAR MOUNT	087628-1	1
7	BOLT, M12 X 40 8.8 HEX HEAD FULL THREAD ZINC	F81004-4	2
8	NUT, M12-8 HEX NYLON ZINC LOCK	F81034-2	2
	STOP KIT, RUBBER CARRIAGE	K09630	2
9	Stop, Rubber Carriage	P12165	1
10	Pin, Rubber Carriage Stop	086182-1	1
11	Pin, 3/16" X 1" Cotter	F05012-21	1
12	BRACKET, FRONT FEED CHAIN MOUNT	095733-1	1
13	BOLT, 3/8-16 X 1" HEX HEAD	F05007-7	2

7 Power Feed & Track Rollers

Feed Chain/Stop

14	NUT, 3/8-16 HEX NYLON LOCK	F05010-10	2	
15	BRACKET WELDMENT, REAR MAIN TUBE COVER MOUNT	087105-1	1	
16	COVER, REAR MAIN TUBE	015023	1	
17	WASHER, 8.4 FLAT ZINC	F81054-1	2	
18	WASHER, 8.2 SPLIT LOCK ZINC	F81054-4	2	
19	BOLT, 5/16-18 X 1" HEX HEAD	F05006-1	2	

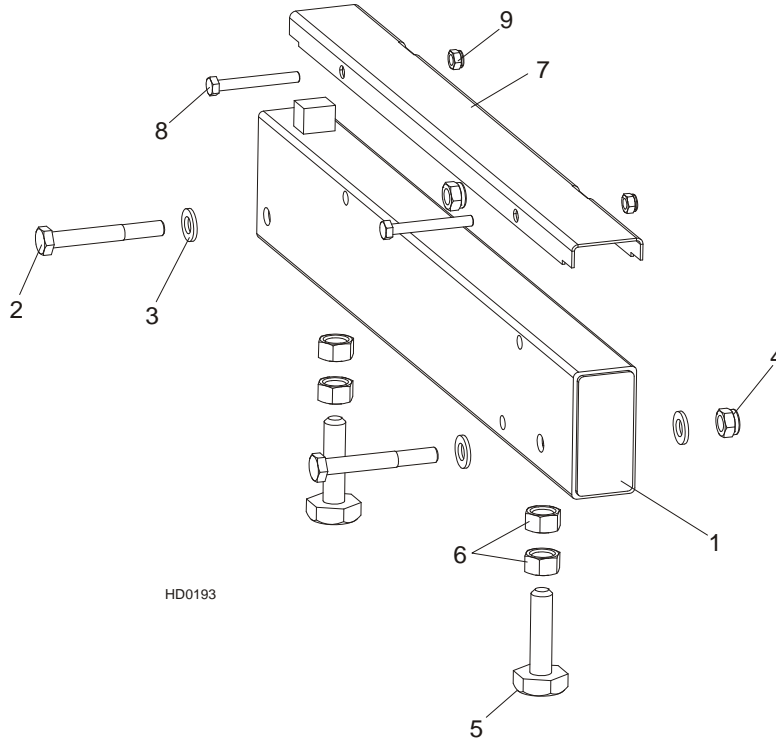
7.4 Lower Track Rollers



REF.	DESCRIPTION (◆ Indicates Parts Available In Assemblies Only)	PART #	QTY
	ROLLER ASSEMBLY, LOWER TRACK	098741	2
1	Bracket, Lower Track Roller Mounting	098740-1	1
2	Roller, Track Cam Bearing (McGill)	012797	2
3	Nut, 5/8-18 Hex Jam	F05010-11	2
4	Nut, M16-5.8 Hex Zinc	F81036-1	4
5	Washer, 16.3 Split Lock Zinc	F81058-2	4
6	BOLT, M12 X 55-8.8 HEX HEAD ZINC	F81004-12	2
7	NUT, M12-8-B HEX ZINC	F81034-1	2
8	BRACKET, POWER SUPPLY STRIP AND LIMIT SWITCH	086380-1	1
9	SWITCH, GLCB01A2B LIMIT	086469	1
10	BOLT, M5 X 40 8.8 HEX HEAD	F810000-11	2
11	NUT, M5-8 HEX ZINC	F81030-1	2
12	WASHER, 5.3 FLAT ZINC	F81052-1	2
13	BOLT, M10 X 25 8.8 HEX HEAD FULL THREAD ZINC	F81003-11	2
14	NUT, M10-8-B HEX NYLON ZINC LOCK	F81033-1	2
15	WASHER, 10.5 FLAT ZINC	F81055-1	2
16	BRACKET, LIMIT SWITCH	091852-1	1

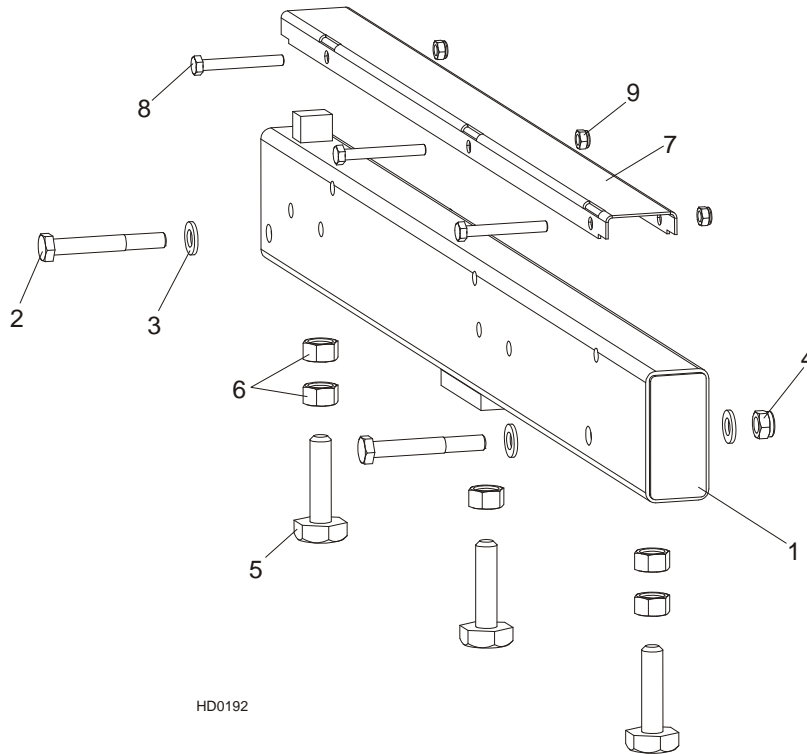
SECTION 8 BED FRAME ASSEMBLY

8.1 Bed Rail Assembly, Front (LT20/40/70M Super)



REF	DESCRIPTION (◆ indicates parts available in assemblies only)	PART #	QTY
1	BED RAIL ASSEMBLY, FRONT - LT70M SUPER	095646	1
2	BOLT, M12X90-8.8 HEX HEAD ZINC	F81004-2	2
3	WASHER, 13 FLAT ZINC	F81056-1	4
4	NUT, M12 8 HEX NYLON ZINC LOCK	F81034-2	2
5	BOLT, BAD RAIL ADJUSTMENT	505006	2
6	Nut, M16-5-B Hex Head Zinc	F81036-5	4
7	COVER, 22.75 SS LT50 PIVOT	S13012	1
8	BOLT, M8X65 5.8 HEX HEAD ZINC	F81002-3	2
9	NUT, M8-8-B HEX NYLON ZINC LOCK	F81032-2	2

8.2 Bed Rail Assembly, Middle (LT20/40/70M Super)



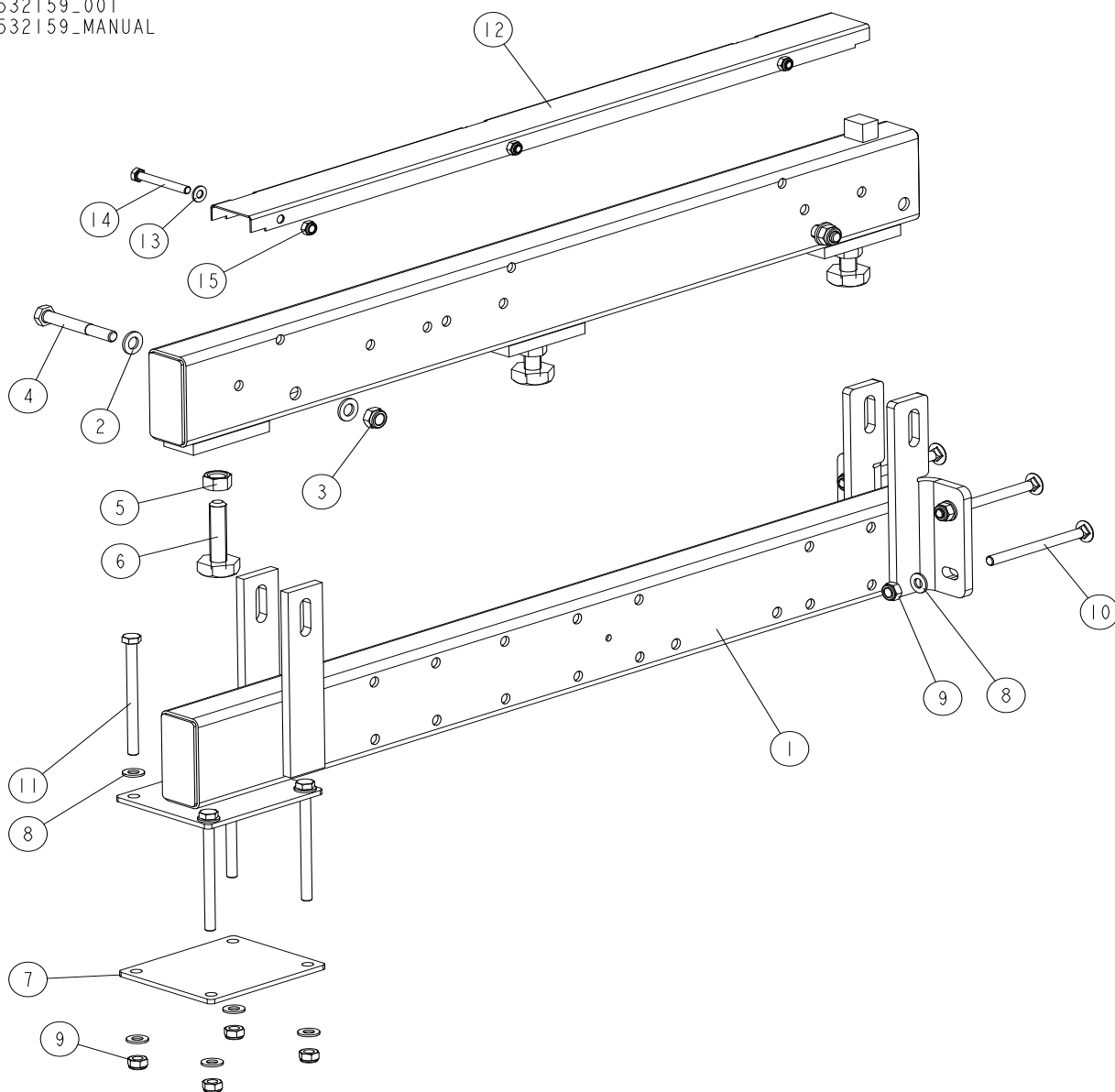
REF	DESCRIPTION (◆ indicates parts available in assemblies only)	PART #	QTY	
1	BED RAIL ASSEMBLY, MIDDLE (POWER ROLLER) - LT70M SUPER	095650	1	
2	BOLT, M12X90-8.8 HEX HEAD ZINC	F81004-2	2	
3	WASHER, 13 FLAT ZINC	F81056-1	4	
4	NUT, M12 8 HEX NYLON ZINC LOCK	F81034-2	2	
5	BOLT, BAD RAIL ADJUSTMENT	505006	3	
6	Nut, M16-5-B Hex Head Zinc	F81036-5	5	
7	COVER, STAINLESS STEEL BED RAIL	S09944	1	
8	BOLT, M8X65 5.8 HEX HEAD ZINC	F81002-3	3	
9	NUT, M8-8-B HEX NYLON ZINC LOCK	F81032-2	3	

8 BED FRAME ASSEMBLY

Flat Bed Rail (LT70S Super)

8.3 Flat Bed Rail (LT70S Super)

532159_001
532159_MANUAL



REF	DESCRIPTION (◆ indicates parts available in assemblies only)	PART #	QTY
-	RAIL, "S" COMPLETE ADDITIONAL FLAT	532159	1
1	TUBE, ADDITIONAL BED RAIL SUPPORT ("S" FRAME)	531249-1	1
-	BED RAIL ASSEMBLY	096993	1
2	WASHER, 13 FLAT ZINC	F81056-1	4
3	NUT, M12 8 HEX NYLON ZINC LOCK	F81034-2	2
4	BOLT, M12X90-8.8 HEX HEAD ZINC	F81004-2	2
-	M16 BOLT W/NUT	516629	3
5	NUT, M16-5-B HEX	F81036-5	1
6	BOLT, BAD RAIL ADJUSTMENT	505006	1
7	PLATE, MOUNT	087055-1	1
8	WASHER, 10.5 FLAT ZINC	F81055-1	12
9	NUT, M10-8-B HEX NYLON ZINC LOCK	F81033-1	8

BED FRAME ASSEMBLY

Flat Bed Rail (LT70S Super)



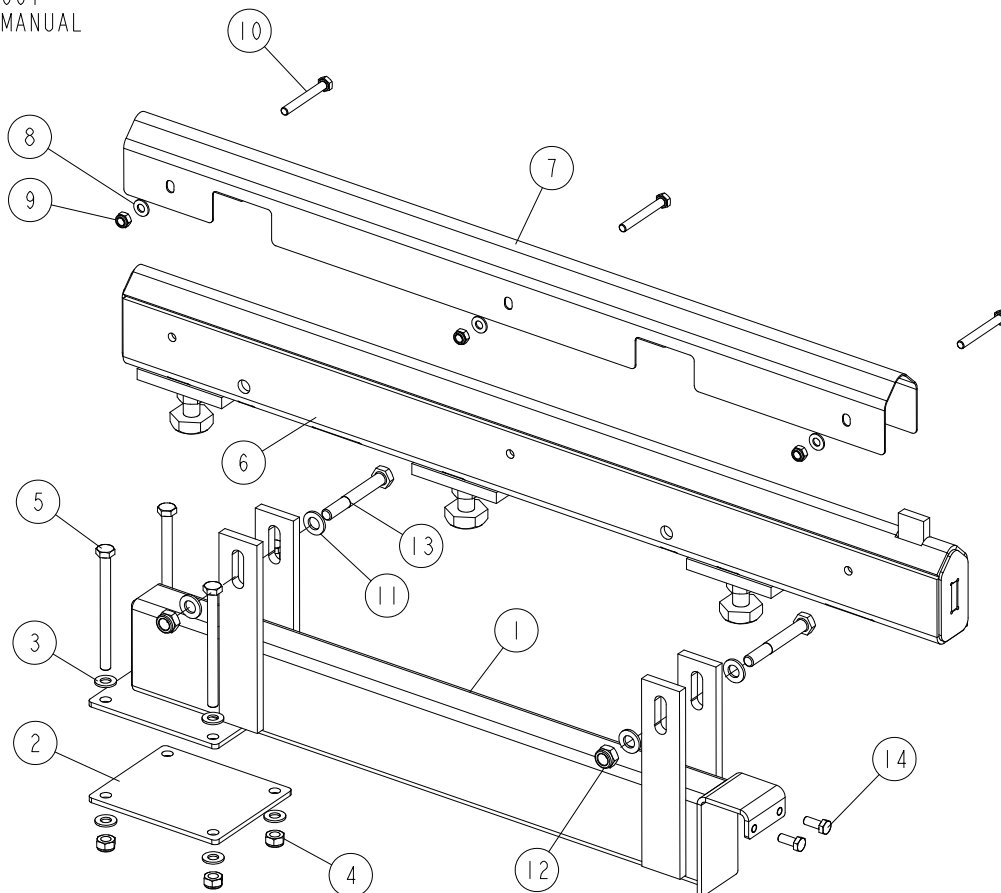
REF	DESCRIPTION (◆ indicates parts available in assemblies only)	PART #	QTY	
10	BOLT, M10X125 8.8 CARRIAGE ZINC	F81003-34	4	
11	BOLT, M10X125 8.8 HEX HEAD ZINC	F81003-18	4	
12	COVER, BED RAIL	099124	1	
13	WASHER, 8.4 FLAT ZINC	F81054-1	3	
14	BOLT, M8 X 65 8.8 FE/ZN5, PN-85/M-82105	F81002-9	3	
15	NUT, M8-8-B HEX NYLON ZINC LOCK	F81032-2	3	

8 BED FRAME ASSEMBLY

Additional Angled Bed Rail (Long) - Complete

8.4 Additional Angled Bed Rail (Long) - Complete

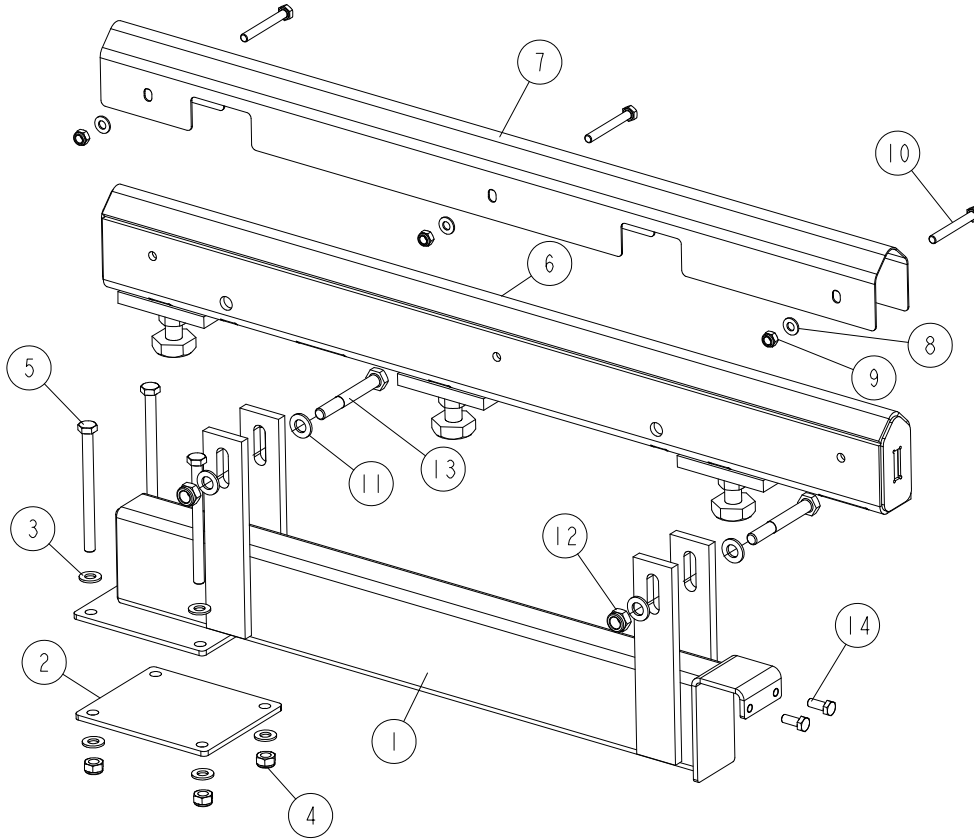
545592_001
545592_MANUAL



REF	DESCRIPTION (◆ indicates parts available in assemblies only)	PART #	QTY
-	ADDITIONAL ANGLED BED RAIL (LONG) - COMPLETE	545592	1
1	SUPPORT, ADDITIONAL BED RAIL	545591-1	1
2	PLATE, MOUNT	087055-1	1
3	WASHER, 10.5 FLAT ZINC	F81055-1	8
4	NUT, M10-8-B HEX NYLON ZINC LOCK	F81033-1	4
5	BOLT, M10X125 8.8 HEX HEAD ZINC	F81003-18	4
6	TUBE, ADDITIONAL BED RAIL	545589-1	1
7	COVER, ADDITIONAL BED RAIL	545594	1
8	WASHER, 8.4 FLAT ZINC F81054-1 16	F81054-1	3
9	NUT, M8-8-B HEX NYLON ZINC LOCK	F81032-2	3
10	BOLT, M8 X 65 8.8 FE/ZN5, PN-85/M-82105	F81002-9	3
11	WASHER, 13 FLAT ZINC	F81056-1	4
12	NUT, M12 8 HEX NYLON ZINC LOCK	F81034-2	2
13	BOLT, M12X90-8.8 HEX HEAD ZINC	F81004-2	2
14	BOLT, M8X20 8.8 HEX HEAD FULL THREAD ZIN	F81002-4	2

8.5 Additional Flat Bed Rail (Long) - Complete

545632_001
545632_MANUAL



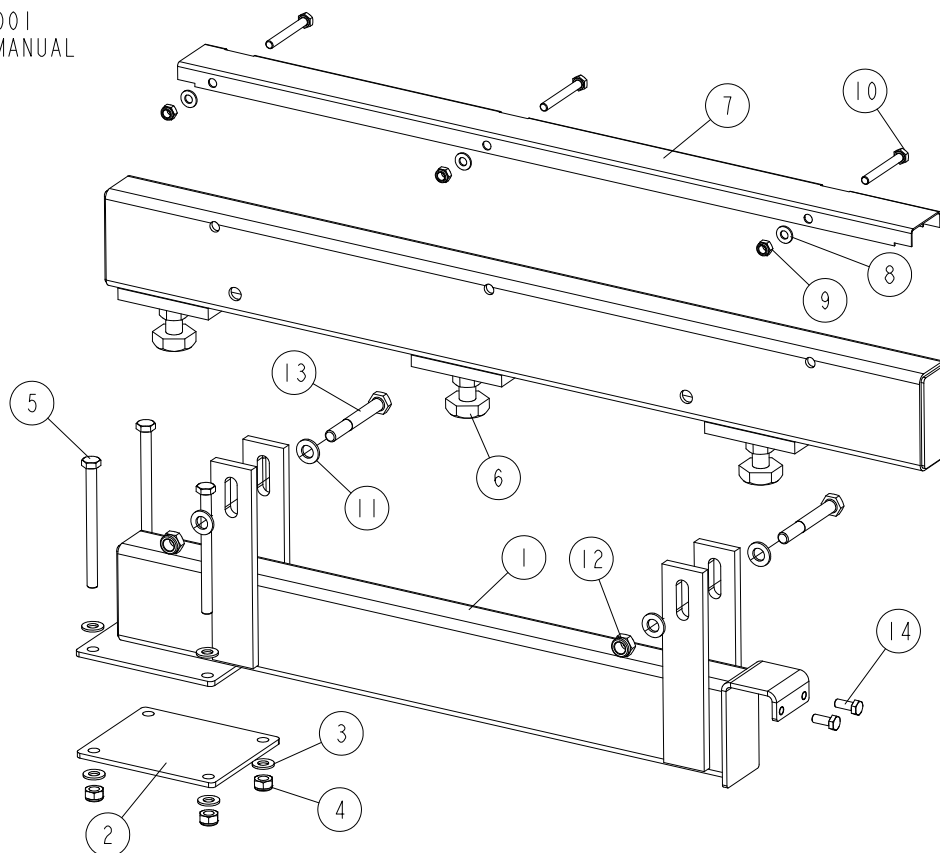
REF	DESCRIPTION (◆ indicates parts available in assemblies only)	PART #	QTY
-	ADDITIONAL FLAT BED RAIL (LONG) - COMPLETE	545597	1
1	SUPPORT, ADDITIONAL BED RAIL	545591-1	1
2	PLATE, MOUNT	087055-1	1
3	WASHER, 10.5 FLAT ZINC	F81055-1	8
4	NUT, M10-8-B HEX NYLON ZINC LOCK	F81033-1	4
5	BOLT, M10X125 8.8 HEX HEAD ZINC	F81003-18	4
6	TUBE, ADDITIONAL BED RAIL	545595-1	1
7	COVER, BED RAIL	099124	1
8	WASHER, 8.4 FLAT ZINC F81054-1 16	F81054-1	3
9	NUT, M8-8-B HEX NYLON ZINC LOCK	F81032-2	3
10	BOLT, M8 X 65 8.8 FE/ZN5, PN-85/M-82105	F81002-9	3
11	WASHER, 13 FLAT ZINC	F81056-1	4
12	NUT, M12 8 HEX NYLON ZINC LOCK	F81034-2	2
13	BOLT, M12X90-8.8 HEX HEAD ZINC	F81004-2	2
14	BOLT, M8X20 8.8 HEX HEAD FULL THREAD ZIN	F81002-4	2

8 BED FRAME ASSEMBLY

Additional Flat Bed Rail (Short) - Complete

8.6 Additional Flat Bed Rail (Short) - Complete

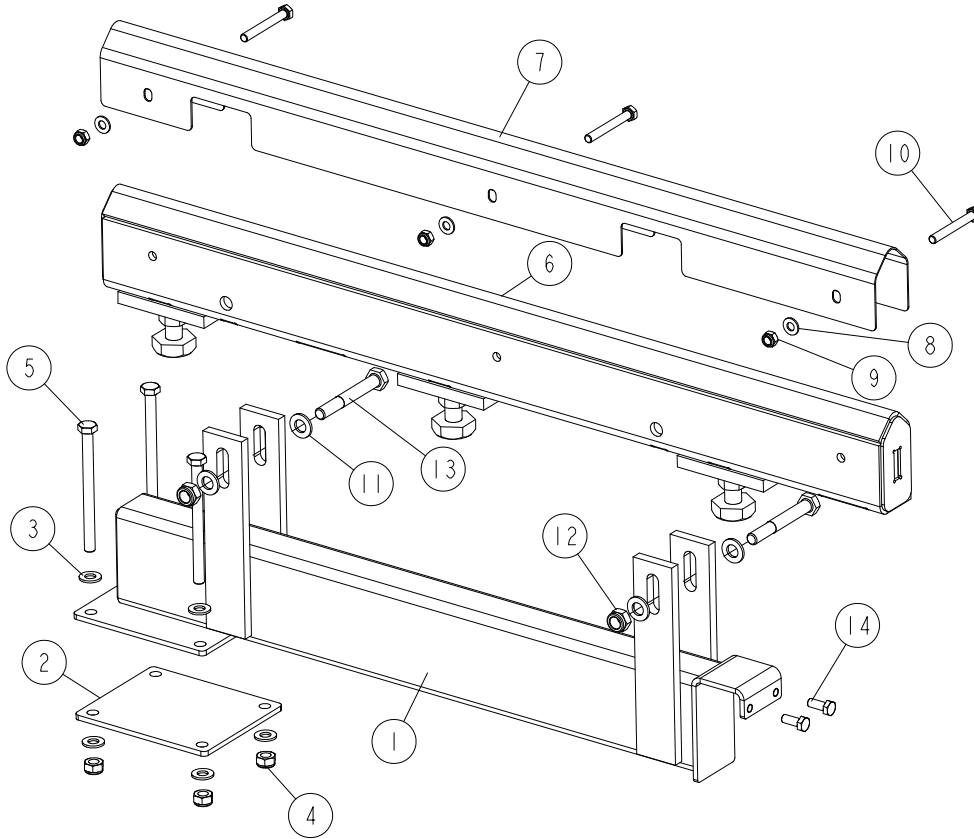
545645_001
545645_MANUAL



REF	DESCRIPTION (◆ indicates parts available in assemblies only)	PART #	QTY
-	ADDITIONAL FLAT BED RAIL (SHORT) - COMPLETE	545645	1
1	SUPPORT, ADDITIONAL BED RAIL	545591-1	1
2	PLATE, MOUNT	087055-1	1
3	WASHER, 10.5 FLAT ZINC	F81055-1	8
4	NUT, M10-8-B HEX NYLON ZINC LOCK	F81033-1	4
5	BOLT, M10X125 8.8 HEX HEAD ZINC	F81003-18	4
6	TUBE, ADDITIONAL BED RAIL	545643-1	1
7	COVER, BED RAIL	099124	1
8	WASHER, 8.4 FLAT ZINC F81054-1 16	F81054-1	3
9	NUT, M8-8-B HEX NYLON ZINC LOCK	F81032-2	3
10	BOLT, M8 X 65 8.8 FE/ZN5, PN-85/M-82105	F81002-9	3
11	WASHER, 13 FLAT ZINC	F81056-1	4
12	NUT, M12 8 HEX NYLON ZINC LOCK	F81034-2	2
13	BOLT, M12X90-8.8 HEX HEAD ZINC	F81004-2	2
14	BOLT, M8X20 8.8 HEX HEAD FULL THREAD ZIN	F81002-4	2

8.7 Additional Angled Bed Rail (Short) - Complete

545632_001
545632_MANUAL



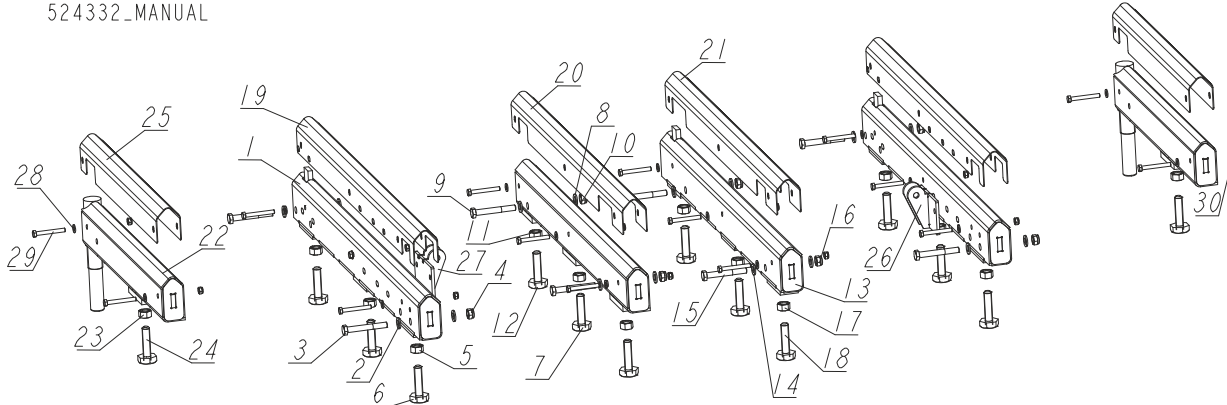
REF	DESCRIPTION (◆ indicates parts available in assemblies only)	PART #	QTY
-	ADDITIONAL ANGLED BED RAIL (SHORT) - COMPLETE	545632	1
1	SUPPORT, ADDITIONAL BED RAIL	545591-1	1
2	PLATE, MOUNT	087055-1	1
3	WASHER, 10.5 FLAT ZINC	F81055-1	8
4	NUT, M10-8-B HEX NYLON ZINC LOCK	F81033-1	4
5	BOLT, M10X125 8.8 HEX HEAD ZINC	F81003-18	4
6	TUBE, ADDITIONAL BED RAIL	545630-1	1
7	COVER, ADDITIONAL BED RAIL	545594	1
8	WASHER, 8.4 FLAT ZINC F81054-1 16	F81054-1	3
9	NUT, M8-8-B HEX NYLON ZINC LOCK	F81032-2	3
10	BOLT, M8 X 65 8.8 FE/ZN5, PN-85/M-82105	F81002-9	3
11	WASHER, 13 FLAT ZINC	F81056-1	4
12	NUT, M12 8 HEX NYLON ZINC LOCK	F81034-2	2
13	BOLT, M12X90-8.8 HEX HEAD ZINC	F81004-2	2
14	BOLT, M8X20 8.8 HEX HEAD FULL THREAD ZIN	F81002-4	2

8 BED FRAME ASSEMBLY

Angled Bed Rails for "M" Frame

8.8 Angled Bed Rails for "M" Frame

524332_001
524332_MANUAL



REF	DESCRIPTION (◆ indicates parts available in assemblies only)	PART #	QTY
-	ANGLED BED RAIL ASSEMBLY, M-FRAME, SERVI	524332	1
1	RAIL, BED ADJUSTABLE (1 & 4)	520978-1	2
2	WASHER, 13 FLAT ZINC	F81056-1	4
3	BOLT, M12X90-8.8 HEX HEAD ZINC	F81004-2	2
4	NUT, M12 8 HEX NYLON ZINC LOCK	F81034-2	2
-	M16 BOLT W/NUT	516629	3
5	NUT, M16-5-B HEX	F81036-5	1
6	BOLT, BAD RAIL ADJUSTMENT	505006	1
7	RAIL, BED ADJUSTABLE L=849	520970-1	1
8	WASHER, 13 FLAT ZINC	F81056-1	4
9	BOLT, M12X90-8.8 HEX HEAD ZINC	F81004-2	2
10	NUT, M12 8 HEX NYLON ZINC LOCK	F81034-2	2
-	M16 BOLT W/NUT	516629	3
11	NUT, M16-5-B HEX	F81036-5	1
12	BOLT, BAD RAIL ADJUSTMENT	505006	1
13	RAIL, BED ADJUSTABLE (3)	520974-1	1
14	WASHER, 13 FLAT ZINC	F81056-1	4
15	BOLT, M12X90-8.8 HEX HEAD ZINC	F81004-2	2
16	NUT, M12 8 HEX NYLON ZINC LOCK	F81034-2	2
-	M16 BOLT W/NUT	516629	3
17	NUT, M16-5-B HEX	F81036-5	1
18	BOLT, BAD RAIL ADJUSTMENT	505006	1
19	COVER, BED RAIL	520903	2
20	COVER, MIDDLE BED RAIL - LEFT	521598	1
21	COVER, MIDDLE BED RAIL - RIGHT	521597	1
22	RAIL, BED PIVOT	521595-1	2
-	M16 BOLT & 2 NUTS	093710	1
23	NUT, M16-5-B HEX	F81036-5	2

BED FRAME ASSEMBLY

Angled Bed Rails for "M" Frame



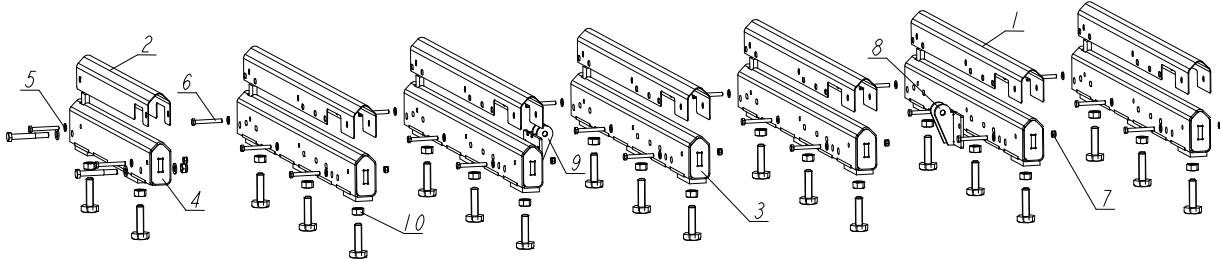
REF	DESCRIPTION (◆ indicates parts available in assemblies only)	PART #	QTY	
24	BOLT, BAD RAIL ADJUSTMENT	505006	1	
25	COVER, M & S FRAME BED RAIL	520355	2	
26	BRACKET, ROLLER MOUNT - LEFT (ANGLED BED RAIL)	524350-1	1	
27	BRACKET, ROLLER MOUNT - RIGHT (ANGLED BED RAIL)	524348-1	1	
28	WASHER, 8.4 FLAT ZINC	F81054-1	16	
29	BOLT, M8X65 5.8 HEX HEAD ZINC	F81002-3	16	
30	NUT, M8-8-B HEX NYLON ZINC LOCK	F81032-2	16	

8 BED FRAME ASSEMBLY

Angled Bed Rails for "M-Super" Frame

8.9 Angled Bed Rails for "M-Super" Frame

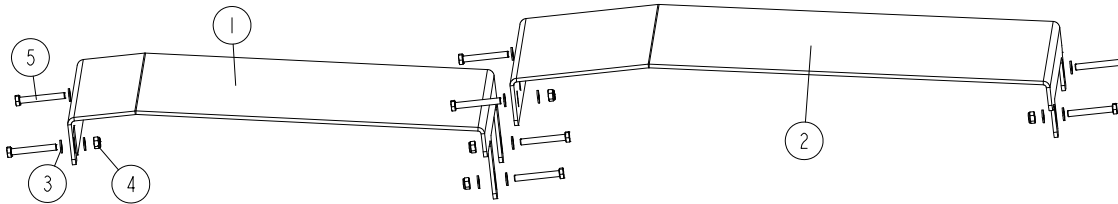
524334_001
524334_MANUAL



REF	DESCRIPTION (◆ indicates parts available in assemblies only)	PART #	QTY
-	RAIL SET, ANGLED (M-SUPER FRAME)	524334	1
1	COVER, FRAME TYPE M-SUPER AND L BED RAIL	522979	6
2	COVER, M & S FRAME BED RAIL	520355	1
3	RAIL, BED - SERVICE	521930-1	6
4	BED RAIL ASSEMBLY, SHORT	520351-1	1
5	WASHER, 8.4 FLAT ZINC	F81054-1	20
6	BOLT, M8X65 5.8 HEX HEAD ZINC	F81002-3	20
7	NUT, M8-8-B HEX NYLON ZINC LOCK	F81032-2	20
8	BRACKET, ROLLER MOUNT - LEFT (ANGLED BED RAIL)	524350-1	1
9	BRACKET, ROLLER MOUNT - RIGHT (ANGLED BED RAIL)	524348-1	1
10	M16 BOLT W/NUT	516629	18
11	NUT, M16-5-B HEX	F81036-5	1

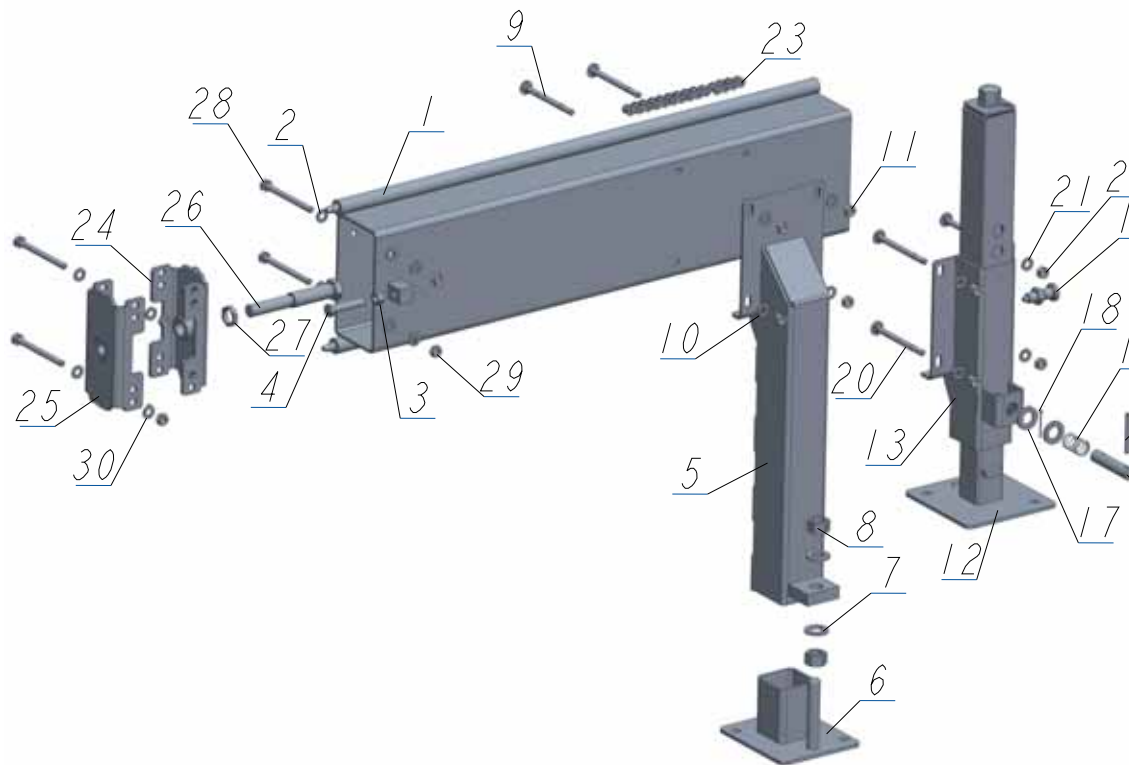
8.10 Plate Set, M Type Frame Bed Rail 1-2 & 2-3 (Option)

525065_001
525065_MANUAL



REF	DESCRIPTION (◆ indicates parts available in assemblies only)	PART #	QTY
-	PLATE SET, M TYPE FRAME BED RAIL 1-2 & 2-3	525065	1
1	TABLE PLATE, BED RAIL 1-2	525064-1	1
2	TABLE PLATE, BED RAIL 2-3	523804-1	1
3	WASHER, 10.5 FLAT ZINC	F81055-1	16
4	NUT, M10-8-B HEX NYLON ZINC LOCK	F81033-1	8
5	BOLT, M10X75-8.8 HEX HEAD ZINC	F81003-15	8

8.11 Bed Extension LT40 (0.9m) - Complete

540139_70_001_B
540139_70_MANUAL

REF	DESCRIPTION (u indicates parts available in assemblies only)	PART #	QTY
-	EXTENSION, LT70 (0.9M) TRACK RAIL - COMP	540139-70	1
1	TUBE, W/RODS 0.9M- WLDMT/PTD	540138-1	1
2	WASHER, 10.5 ZC DIN 126 ISO 7091	F81055-1	4
3	NUT, M12-8-B HEX ZINC	F81034-1	1
4	BOLT M12X60-8	F81004-51	1
-	LEG, RIGHT ADJUSTABLE STATIONARY	501640	1
5	LEG, MAIN TUBE (HIGH)	507620-1	1
6	FOOT	586948-1	1
7	WASHER, 21 FLAT ZINC	F81059-2	2
8	NUT, M20-8- HEX ZINC	F81037-1	2
9	BOLT, M10X120 8.8 CARRIAGE ZINC	F81003-33	4
10	WASHER, 10.5 ZC DIN 126 ISO 7091	F81055-1	4
11	NUT, M10-8-B HEX NYLON ZINC LOCK	F81033-1	4
-	LEG, MAIN TUBE - COMPLETE	094584	1
12	FINE ADJUST OUTRIGGER LEG	093589	1
13	GUIDE, FINE ADJUST OUTRIGGER LEG	506114-1	1
14	PIN, OUTRIGGER PULL	087012-1	1
15	SPRING, ZINC	087040	1
16	PIN, DETENT	090197	1
17	WASHER, 21 FLAT ZINC	F81059-2	2
18	PIN, S-ZN, 4 X 25 COTTER	F81043-2	1

BED FRAME ASSEMBLY

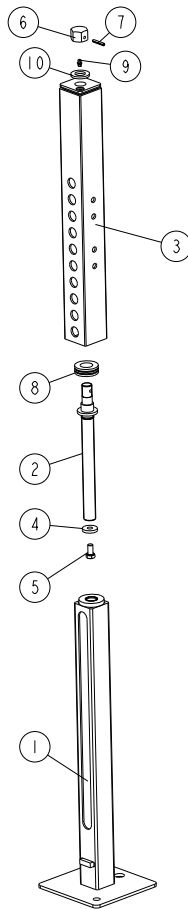
Bed Extension LT40 (0.9m) - Complete



REF	DESCRIPTION (u indicates parts available in assemblies only)	PART #	QTY	
19	PIN 8X65 ROLL	F81046-1	1	
20	BOLT, M10X120 8.8 CARRIAGE ZINC	F81003-33	4	
21	WASHER, 10.5 ZC DIN 126 ISO 7091	F81055-1	4	
22	NUT, M10-8-B HEX NYLON ZINC LOCK	F81033-1	4	
23	CHAIN, 0.9M LT70	540147	1	
-	BRACE KIT BX	501340	1	
24	CONNECTOR, BX (M24)	500989-1	1	
25	CONNECTOR, BX (M20)	501339-1	1	
26	BOLT SPECIAL, ZINC	087188-1	1	
27	NUT SPECIAL M24X2 ZINC	087626-1	1	
28	BOLT, M10 X 115-8.8 FE/ZN5, PN-M/82101	F81003-19	4	
29	NUT, M10-8-B HEX NYLON ZINC LOCK	F81033-1	4	
30	WASHER, 10.5 ZC DIN 126 ISO 7091	F81055-1	8	

8.12 Fine Adjust Outrigger Leg

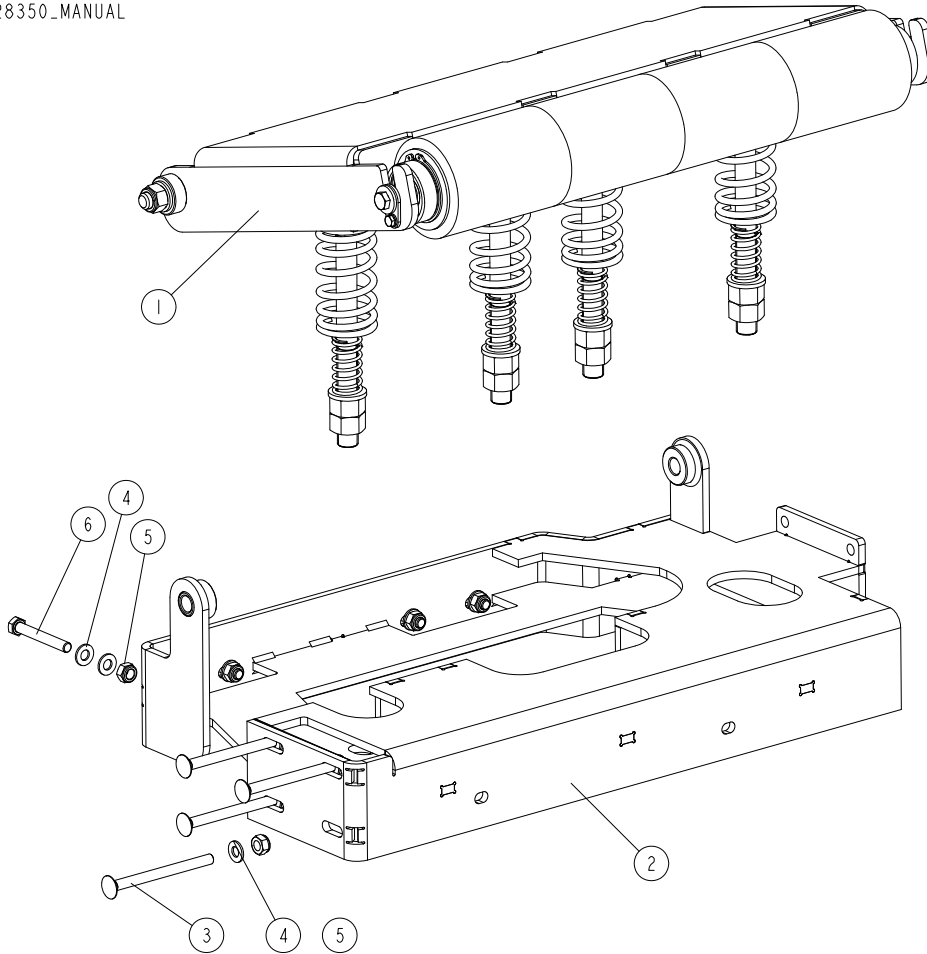
093589_001_A
 093589_MANUAL



REF	DESCRIPTION (◆ indicates parts available in assemblies only)	PART #	QTY
-	FINE ADJUST OUTRIGGER LEG	093589	1
1	MIDDLE PART, FINE ADJUST OUTRIGGER LEG	093596-1	1
2	BOLT, OUTRIGGER LEG	093590-1	1
3	UPPER PART, FINE ADJUST OUTRIGGER LEG	093593-1	1
4	WASHER 10.5/30-5	505156-1	1
5	BOLT, M10X20-5.8 HEX HEAD FULL THREAD ZI	F81003-1	1
6	FITTING, M20 X 2,5	094408	1
7	PIN 5X30 ROLL	F81044-21	1
8	BEARING, 51205 THRUST	516599	1
9	FITTING, M6 GREASE	086280	1
10	WASHER, 21 FLAT ZINC	F81059-2	1

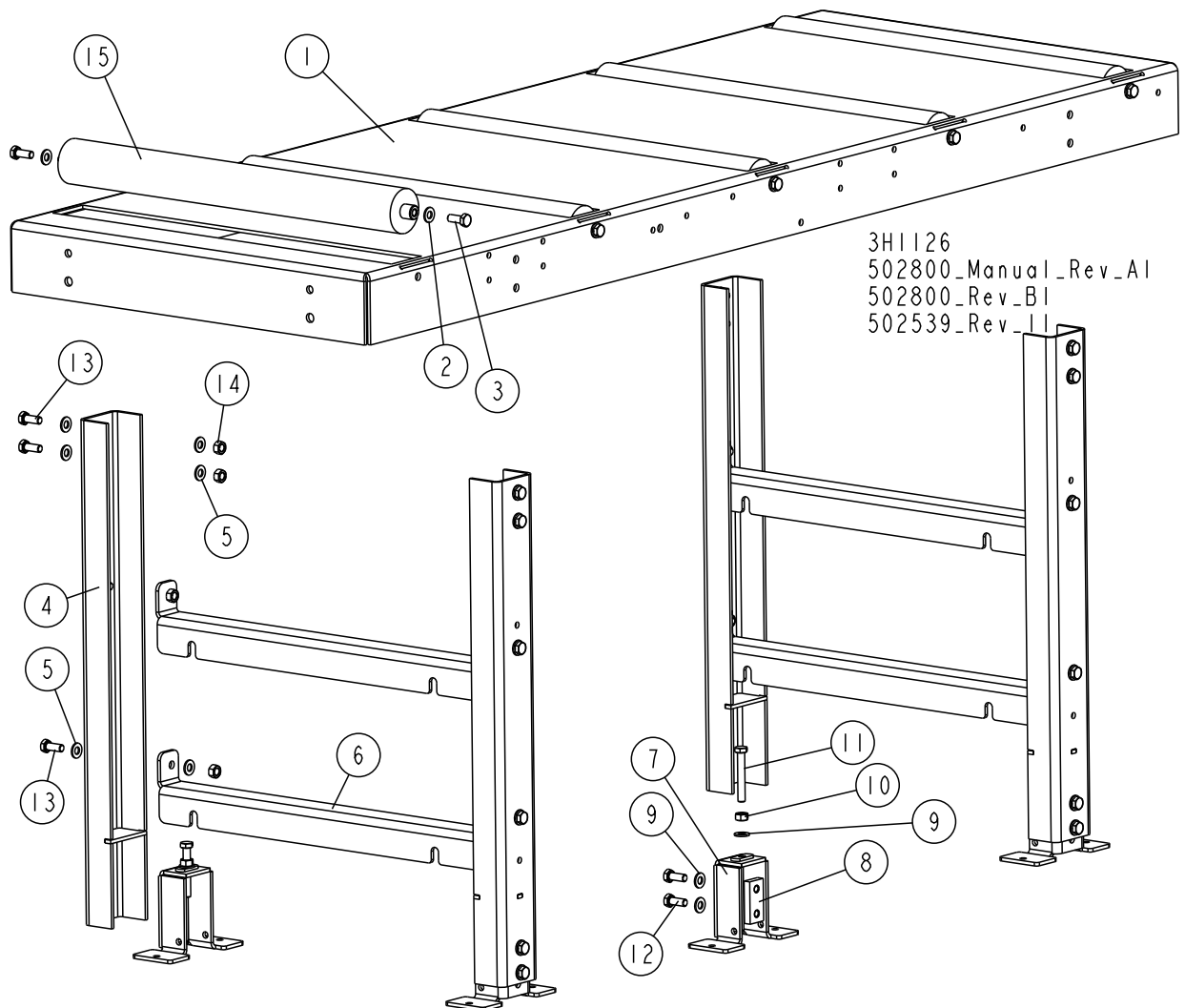
8.13 Board Removal Bumper for "M" Frame

528350_001
528350_MANUAL



REF	DESCRIPTION (◆ indicates parts available in assemblies only)	PART #	QTY
	BOARD REMOVAL BUMPER ASSEMBLY, FRAME M	528350	1
1	ROLLER, BOARD REMOVAL BUMPER (M/S FRAMES)	527049	1
2	FRAME, BOARD REMOVAL BUMPER ASSEMBLY	529773-1	1
3	BOLT, M10X125 8.8 CARRIAGE ZINC	F81003-34	4
4	WASHER, 10.5 FLAT ZINC	F81055-1	12
5	NUT, M10-8-B HEX NYLON ZINC LOCK	F81033-1	8
6	BOLT, M10X75-8.8 HEX HEAD ZINC	F81003-15	4

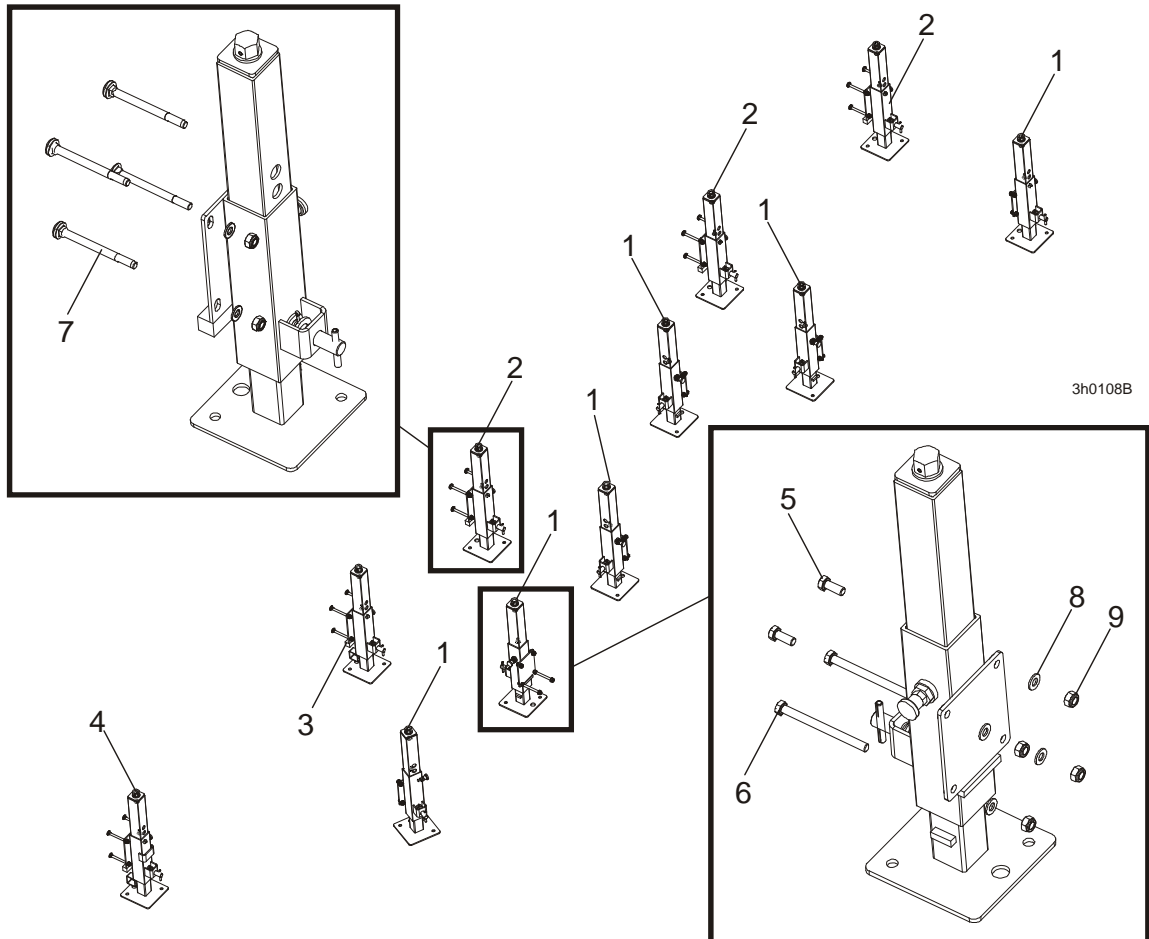
8.14 Long Table



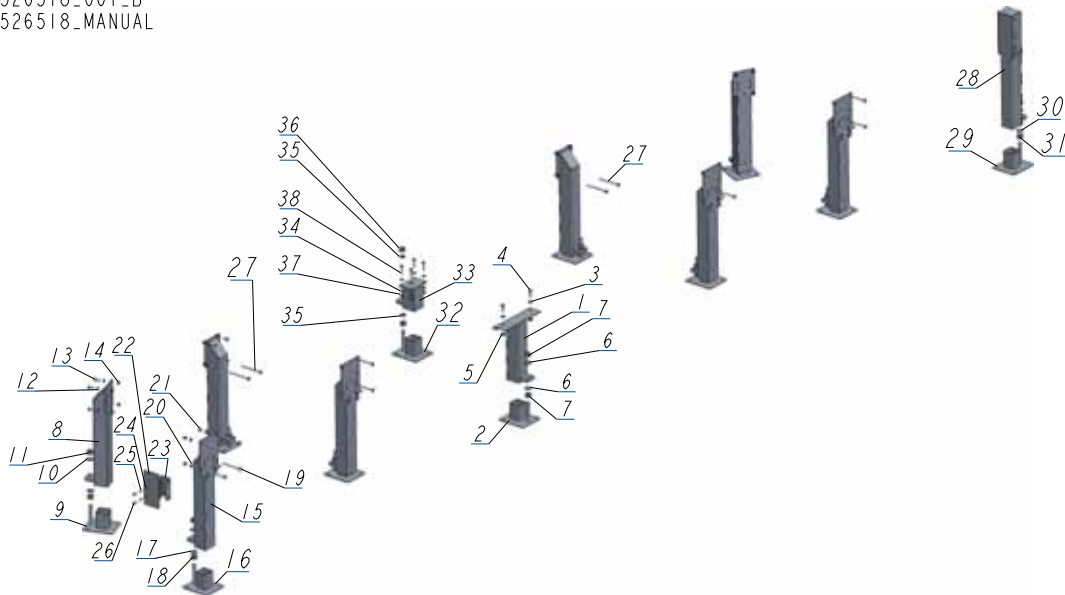
REF	DESCRIPTION (◆ indicates parts available in assemblies only)	PART #	QTY
	M FRAME TABLE	502539	1
1	TABLE WLDMT, BOARD RETURN	512488-1	1
2	WASHER, 10.5 FLAT ZINC	F81055-1	10
3	BOLT, M10X25 8.8 HEX HEAD FULL THREAD ZI	F81003-11	10
	LEG, TABLE COMPLETE	501974	2
4	LEG, TABLE	501976	2
5	WASHER, 10.5 FLAT ZINC	F81055-1	15
6	CROSS-BAR, TABLE	500074-1	2
	COMPLETE, ADJUSTABLE LEG FOOT	101014	2
7	FOOT, LEG ADJUSTABLE	101022-1	1
8	PLATE, M10 CLAMPING ZINC-PLATED	101242-1	1
9	WASHER, 10.5 FLAT ZINC	F81055-1	3
10	NUT, M10-8-B-HEX ZINC	F81033-3	1
11	BOLT, M10 X 70-8.8 HEX HEAD FULL THREAD	F81003-20	1
12	BOLT, M10X25 8.8 HEX HEAD FULL THREAD ZI	F81003-11	2

REF	DESCRIPTION (◆ indicates parts available in assemblies only)	PART #	QTY
13	BOLT, M10X25 8.8 HEX HEAD FULL THREAD ZI	F81003-11	8
14	NUT, M10-8-B-HEX ZINC	F81033-3	8
15	ROLLER 63.5/20X590	501090-1	5

8.15 Outrigger Leg Kit, M Super Frame



REF	DESCRIPTION (◆ indicates parts available in assemblies only)	PART #	QTY
	OUTRIGGER LEG KIT, M SUPER FRAME	095707	1
1	LEG, COMPLETE SIDE FAO	094583	6
2	LEG, COMPLETE FINE ADJUST OUTRIGGER	094584	3
3	FINE ADJUST OUTRIGGER ASSEMBLY, S & M FRAME	094586	1
4	FINE ADJUST OUTRIGGER ASSEMBLY, FRONT	094587	1
5	BOLT, M10X25 8.8 HEX HEAD FULL THREAD ZI	F81003-11	18
6	BOLT, M10X125 8.8 HEX HEAD ZINC	F81003-18	2
7	BOLT, M10X120 8.8 CARRIAGE ZINC	F81003-33	16
8	WASHER, 10.5 FLAT ZINC	F81055-1	36
9	NUT, M10-8-B HEX NYLON ZINC LOCK	F81033-1	36

8.16 Stationary Legs for "M" Super Frame526518_001_B
526518_MANUAL

REF	DESCRIPTION (u indicates parts available in assemblies only)	PART #	QTY
-	STATIONARY LEGS, M HYDRAULIC SUPER FRAME	526518	1
-	LEG, MIDDLE ADJUSTABLE STATIONARY	501637	1
1	LEG, MIDDLE	507720-1	1
2	FOOT	586948-1	1
3	WASHER, 13 FLAT ZINC	F81056-1	2
4	BOLT, M12X30 8.8 HEX HEAD FULL THREAD ZI	F81004-22	2
5	NUT, M12 8 HEX NYLON ZINC LOCK	F81034-2	2
6	WASHER, 21 FLAT ZINC	F81059-2	2
7	NUT, M20-8- HEX ZINC	F81037-1	2
-	LEG, LEFT ADJUSTABLE STATIONARY	501639	4
8	LEG, ADJUSTABLE	507715-1	1
9	FOOT	586948-1	1
10	WASHER, 21 FLAT ZINC	F81059-2	2
11	NUT, M20-8- HEX ZINC	F81037-1	2
12	WASHER, 10.5 ZC DIN 126 ISO 7091	F81055-1	4
13	BOLT, M10X25-8.8-FE/ZN5	F81003-11	4
14	NUT, M10-8-B HEX NYLON ZINC LOCK	F81033-1	4
-	LEG, RIGHT ADJUSTABLE STATIONARY	501640	4
15	LEG, MAIN TUBE (HIGH)	507620-1	1
16	FOOT	586948-1	1
17	WASHER, 21 FLAT ZINC	F81059-2	2
18	NUT, M20-8- HEX ZINC	F81037-1	2
19	BOLT, M10X120 8.8 CARRIAGE ZINC	F81003-33	4
20	WASHER, 10.5 ZC DIN 126 ISO 7091	F81055-1	4
21	NUT, M10-8-B HEX NYLON ZINC LOCK	F81033-1	4
-	COVER ASSEMBLY, MAIN TUBE	093052	1

BED FRAME ASSEMBLY

Stationary Legs for "M" Super Frame



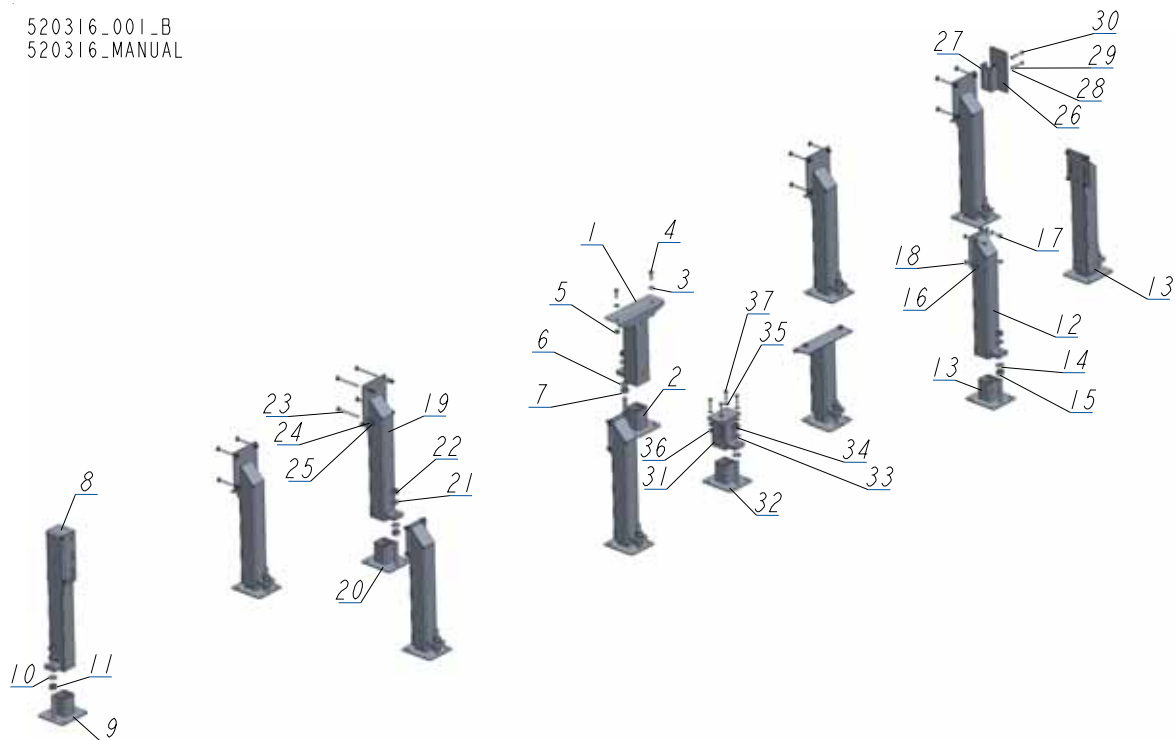
REF	DESCRIPTION (u indicates parts available in assemblies only)	PART #	QTY	
22	COVER, 201X101.6X3 TUBE	015023-1	1	
23	BRACKET WELDMENT, REAR MAIN TUBE COVER	087105-1	1	
24	WASHER, 8.4 FLAT ZINC	F81054-1	2	
25	WASHER, 8.2 SPLIT LOCK ZINC	F81054-4	2	
26	BOLT, M8X25-8.8-B HEX HEAD FULL THREAD Z	F81002-5	2	
27	BOLT, M10 X 125-8.8 HEX HEAD ZINC	F81003-18	4	
-	LEG, FRONT ADJUSTABLE STATIONARY	589525	1	
28	LEG WELDMENT, FRONT ADJUSTABLE	589518-1	1	
29	FOOT	586948-1	1	
30	WASHER, 21 FLAT ZINC	F81059-2	2	
31	NUT, M20-8- HEX ZINC	F81037-1	2	
32	FOOT	586948-1	1	
33	SUPPORT, LOG TURNER	523003-1	1	
34	WASHER, 10.5 ZC DIN 126 ISO 7091	F81055-1	8	
35	WASHER, 20.5 SPLIT LOCK ZINC	F81059-1	2	
36	NUT, M20-8- HEX ZINC	F81037-1	2	
37	NUT, M10-8-B HEX NYLON ZINC LOCK	F81033-1	4	
38	BOLT, M10X40-8.8 HEX HEAD FULL THREAD ZI	F81003-16	4	

8 BED FRAME ASSEMBLY

Stationary Legs, "S" Super Frame

8.17 Stationary Legs, "S" Super Frame

520316_001_B
520316_MANUAL



REF	DESCRIPTION (u indicates parts available in assemblies only)	PART #	QTY
-	STATIONARY LEGS, "S" SUPER FRAME	520316	1
-	LEG, MIDDLE ADJUSTABLE STATIONARY	501637	2
1	LEG, MIDDLE	507720-1	1
2	FOOT	586948-1	1
3	WASHER, 13 FLAT ZINC	F81056-1	2
4	BOLT, M12X30 8.8 HEX HEAD FULL THREAD ZI	F81004-22	2
5	NUT, M12 8 HEX NYLON ZINC LOCK	F81034-2	2
6	WASHER, 21 FLAT ZINC	F81059-2	2
7	NUT, M20-8- HEX ZINC	F81037-1	2
-	LEG, FRONT ADJUSTABLE STATIONARY	589525	1
8	LEG WELDMENT, FRONT ADJUSTABLE	589518-1	1
9	FOOT	586948-1	1
10	WASHER, 21 FLAT ZINC	F81059-2	2
11	NUT, M20-8- HEX ZINC	F81037-1	2
-	LEG, LEFT ADJUSTABLE STATIONARY	501639	4
12	LEG, ADJUSTABLE	507715-1	1
13	FOOT	586948-1	1
14	WASHER, 21 FLAT ZINC	F81059-2	2
15	NUT, M20-8- HEX ZINC	F81037-1	2
16	WASHER, 10.5 ZC DIN 126 ISO 7091	F81055-1	4
17	BOLT, M10X25-8.8-FE/ZN5	F81003-11	4
18	NUT, M10-8-B HEX NYLON ZINC LOCK	F81033-1	4
-	LEG, RIGHT ADJUSTABLE STATIONARY	501640	4

BED FRAME ASSEMBLY

Stationary Legs, "S" Super Frame

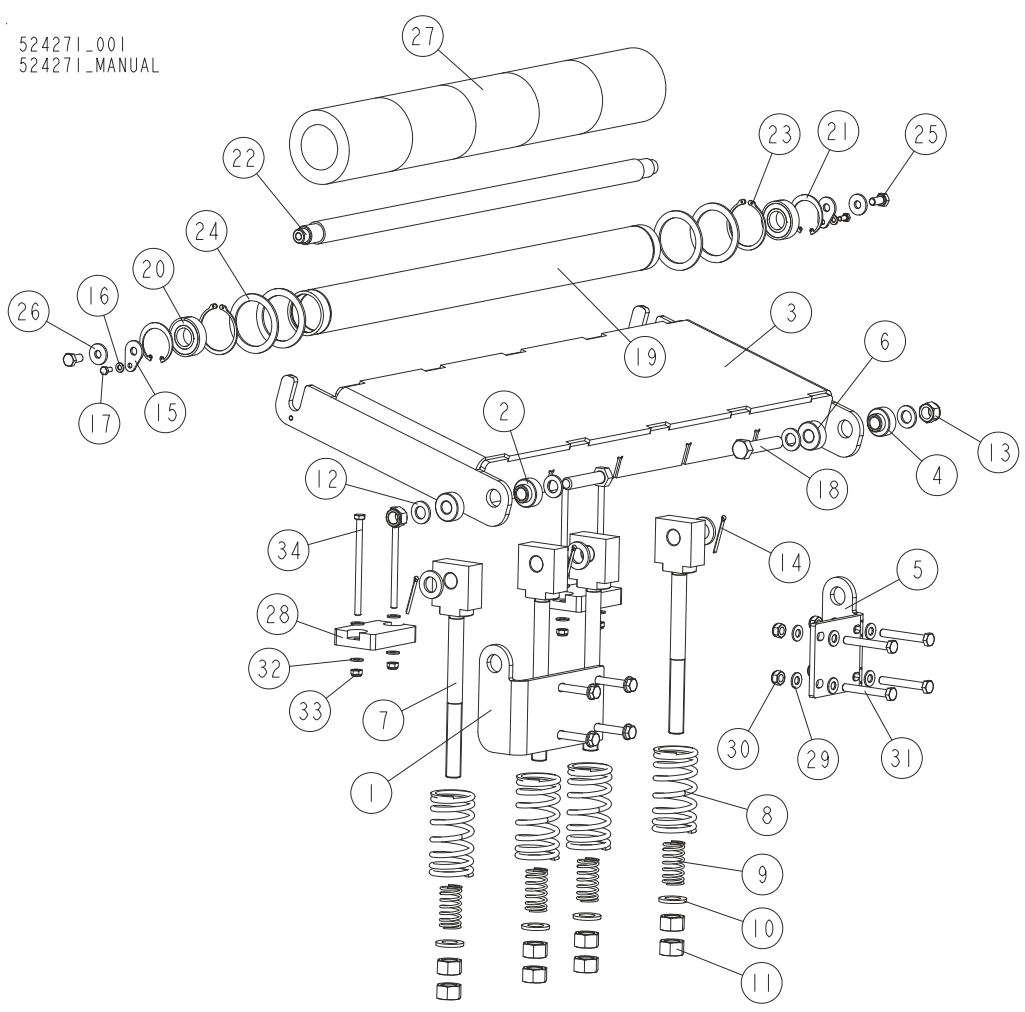


REF	DESCRIPTION (u indicates parts available in assemblies only)	PART #	QTY	
19	LEG, MAIN TUBE (HIGH)	507620-1	1	
20	FOOT	586948-1	1	
21	WASHER, 21 FLAT ZINC	F81059-2	2	
22	NUT, M20-8- HEX ZINC	F81037-1	2	
23	BOLT, M10X120 8.8 CARRIAGE ZINC	F81003-33	4	
24	WASHER, 10.5 ZC DIN 126 ISO 7091	F81055-1	4	
25	NUT, M10-8-B HEX NYLON ZINC LOCK	F81033-1	4	
-	COVER ASSEMBLY, MAIN TUBE	093052	1	
26	COVER, 201X101.6X3 TUBE	015023-1	1	
27	BRACKET WELDMENT, REAR MAIN TUBE COVER	087105-1	1	
28	WASHER, 8.4 FLAT ZINC	F81054-1	2	
29	WASHER, 8.2 SPLIT LOCK ZINC	F81054-4	2	
30	BOLT, M8X25-8.8-B HEX HEAD FULL THREAD Z	F81002-5	2	
31	SUPPORT, LOG TURNER	523003-1	1	
32	FOOT	586948-1	1	
33	WASHER, 21 FLAT ZINC	F81059-2	2	
34	NUT, M20-8- HEX ZINC	F81037-1	1	
35	WASHER, 10.5 ZC DIN 126 ISO 7091	F81055-1	8	
36	NUT, M10-8-B HEX NYLON ZINC LOCK	F81033-1	4	
37	BOLT, M10X40-8.8 HEX HEAD FULL THREAD ZI	F81003-16	4	

8 BED FRAME ASSEMBLY

Board Removal Bumper Assembly ("Super" Frame)

8.18 Board Removal Bumper Assembly ("Super" Frame)

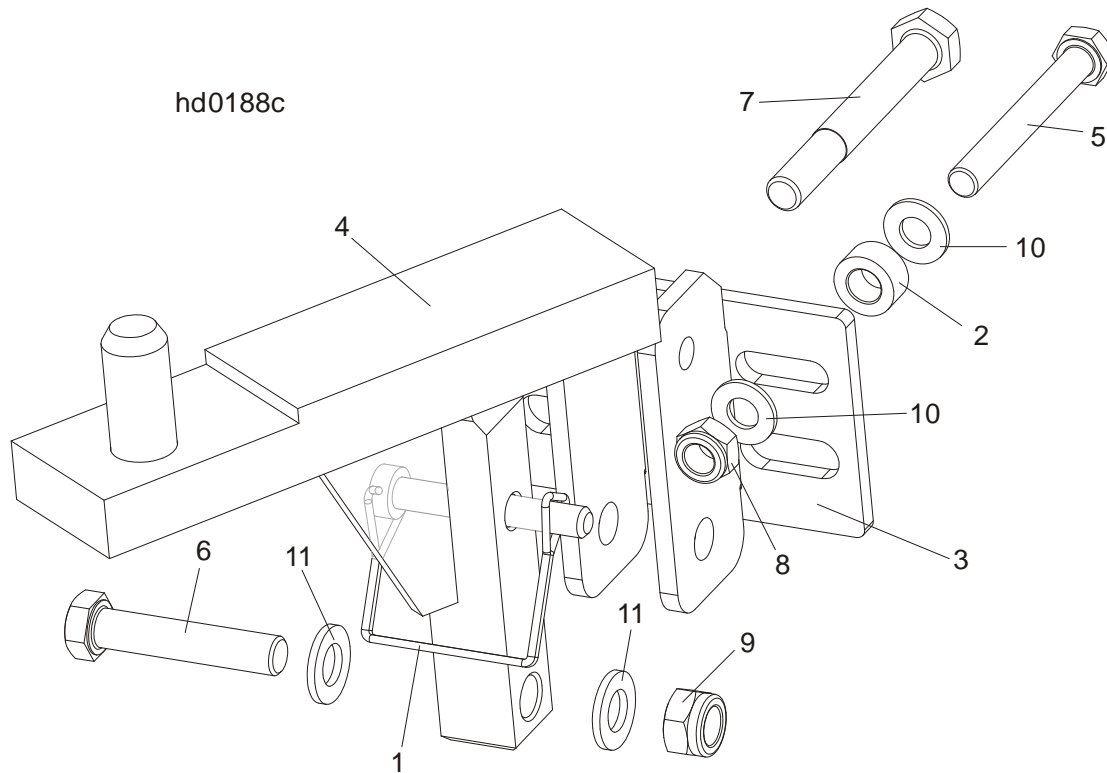


REF	DESCRIPTION (◆ indicates parts available in assemblies only)	PART #	QTY
	BUMPER ASSEMBLY, BOARD REMOVAL	524271	1
1	BRACKET, LEFT MOUNT	521216-1	1
2	BUSHING, 6.2138-23.5 24-8.5	510875	1
3	PLATE WELDMENT, BOARD REMOVAL BUMPER	509547-1	1
4	BUSHING, 6.2138-23.5 24-8.5	510875	2
5	BRACKET, RIGHT MOUNT	521214-1	1
6	BUSHING, 6.2138-23.5 24-8.5	510875	1
7	ROD WELDMENT, BUMPER SPRING	510818-1	4
8	SPRING, 110x46x6.5 CUSHION	510815	4
9	SPRING, 60X23X3	088992	4
10	WASHER, 21 FLAT ZINC	F81059-2	8
11	NUT, M20-8 HEX ZINC	F81037-1	8
12	WASHER, 17 SPLIT LOCK ZINC	F81058-1	4
13	NUT, M16-8 HEX NYLON ZINC LOCK	F81036-2	2
14	PIN, S-Zn-4x45 COTTER	F81043-22	4
15	WASHER, WM4000 ROLLER MOUNTING	510874-1	2
16	WASHER, 6.4 FLAT ZINC	F81053-1	2
17	BOLT, M6X12-8.8 HEX HEAD FULL THREAD ZIN	F81001-7	2

BED FRAME ASSEMBLY*Board Removal Bumper Assembly ("Super" Frame)***8**

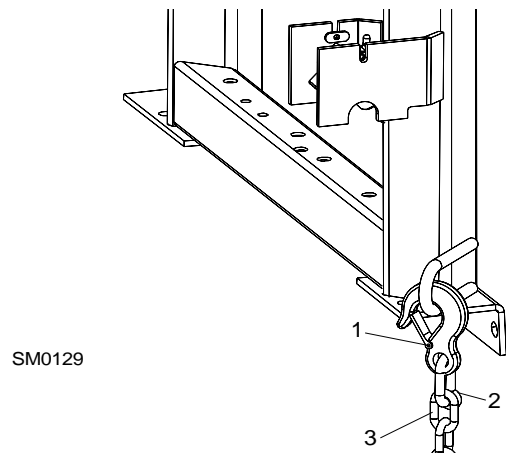
18	BOLT, M16x75-8.B-B HEX HEAD FULL THREAD ZINC	F81006-10	2	
	ROLLER W/RUBBER BUSHING	514758	1	
19	TUBE, WM3000 ROLLER	091782-1	1	
20	BEARING, 6205 2RS BALL	091804	2	
21	RING, W52 INSIDE RETAINING	091805	2	
22	SHAFT, WM3000 ROLLER	091793	1	
23	RING, Z60 OUTSIDE RETAINING	F81090-62	2	
24	RING, 61/80x3 SPACER	515895	4	
25	BOLT, M10X20-5.8 HEX HEAD FULL THREAD ZINC	F81003-1	2	
26	WASHER, 10.5 SPECIAL FLAT ZINC	F81055-6	2	
27	ROLLER, RUBBER	517493	5	
28	BUMPER, GRENE 70 3201 0010 RUBBER	094969	2	
29	WASHER, 10.5 FLAT ZINC	F81055-1	16	
30	NUT, M10-8-B HEX NYLON ZINC LOCK	F81033-1	8	
31	BOLT, M10X75-8.8 HEX HEAD ZINC	F81003-15	8	
32	WASHER, 8.4 FLAT ZINC	F81054-1	8	
33	NUT, M8-8-B HEX NYLON ZINC LOCK	F81032-2	4	
34	BOLT, M8X130-8.8 HEX HEAD ZINC	F81002-50	4	

8.19 LT20/40/70M Saw Head Rest Pin Assembly



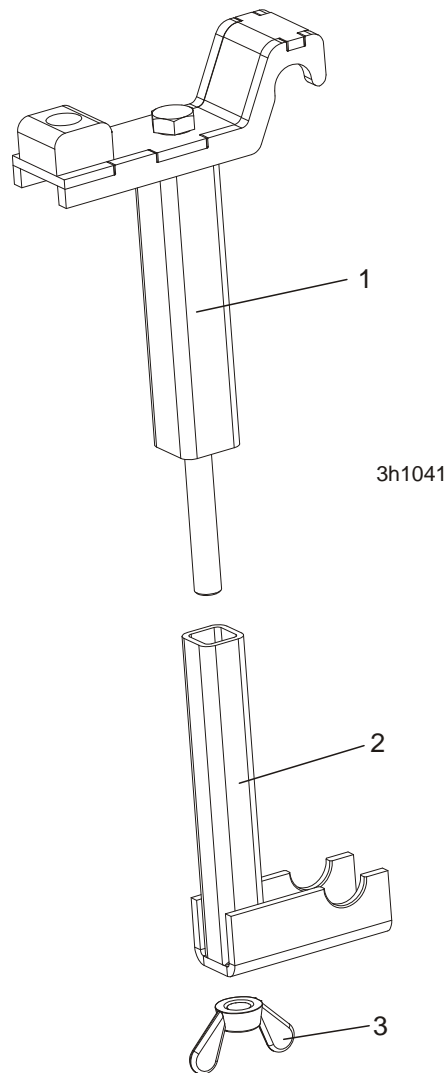
REF	DESCRIPTION (◆ indicates parts available in assemblies only)	PART #	QTY
	SAW HEAD REST PIN W/LATCH CLAMP, LT70S/M	094660	1
1	PIN, 3/8X2 1/4 SNAP	014151	1
2	BUSHING, 11/20-10 ZINC	090936-1	1
3	BRACKET, SAW HEAD REST PIN	092765-1	1
4	PIN WELDMENT, LT70 S/M SAW HEAD REST	094658-1	1
5	BOLT, M10X80-8.8 HEX HEAD ZINC	F81003-50	1
6	BOLT, M12X60-8.8 HEX HEAD ZINC	F81004-5	1
7	BOLT, M12X95 8.8 HEX HEAD ZINC	F81004-29	1
8	NUT, M10-8-B HEX NYLON ZINC LOCK	F81033-1	1
9	NUT, M12 8 HEX NYLON ZINC LOCK	F81034-2	1
10	WASHER, 10.5 FLAT ZINC	F81055-1	2
11	WASHER, 13 FLAT ZINC	F81056-1	2

8.20 Tie Down Chain Assembly



REF	DESCRIPTION (◆ indicates parts available in assemblies only)	PART #	QTY	
	CHAIN, TIE DOWN ASSEMBLY	A04376-1	1	
1	HOOK, 5/8 SAFETY CHAIN	P12075	1	
2	Screw Closed Chain Link, 10	100767	1	
3	Chain, N-10 x 35, 6 Links	100951	1	

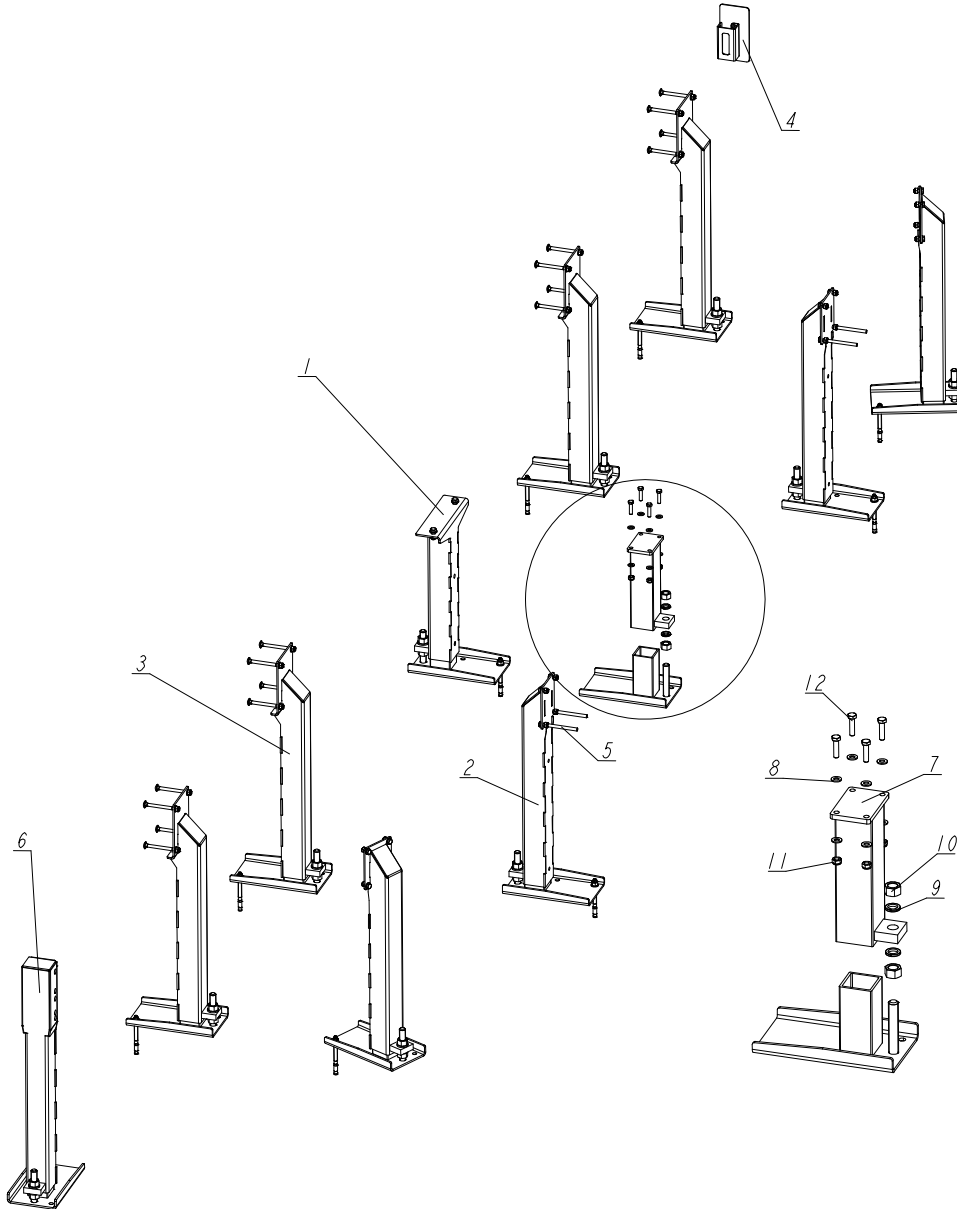
8.21 Blockade, LT40 Control Box



REF	DESCRIPTION (◆ indicates parts available in assemblies only)	PART #	QTY	
	BLOCKADE, CONTROL BOX LT40/70 (M SUPER FRAME)	506987	1	
1	UPPER CONTROL BOX BLOCKADE	506983-1	1	
2	LOWER CONTROL BOX BLOCKADE	506985-1	1	
3	NUT, M16 WING	F81036-3	1	

8.22 Stationary Legs, "M" Super Frame

550125_001_A
550125_MANUAL



REF	DESCRIPTION (◆ indicates parts available in assemblies only)	PART #	QTY
-	STATIONARY LEGS, ADJUSTABLE - "M" SUPER FRAME	550125	1
1	LEG, MIDDLE STATIONARY ADJUSTABLE	550126	1
2	LEG, LEFT STATIONARY ADJUSTABLE	550130	4
3	LEG, MAIN TUBE HIGH	550134	4
4	COVER ASSEMBLY, MAIN TUBE	093052	1
5	BOLT, M10X125 8.8 HEX HEAD ZINC	F81003-18	4
6	LEG, FRONT STATIONARY ADJUSTABLE	550138	1



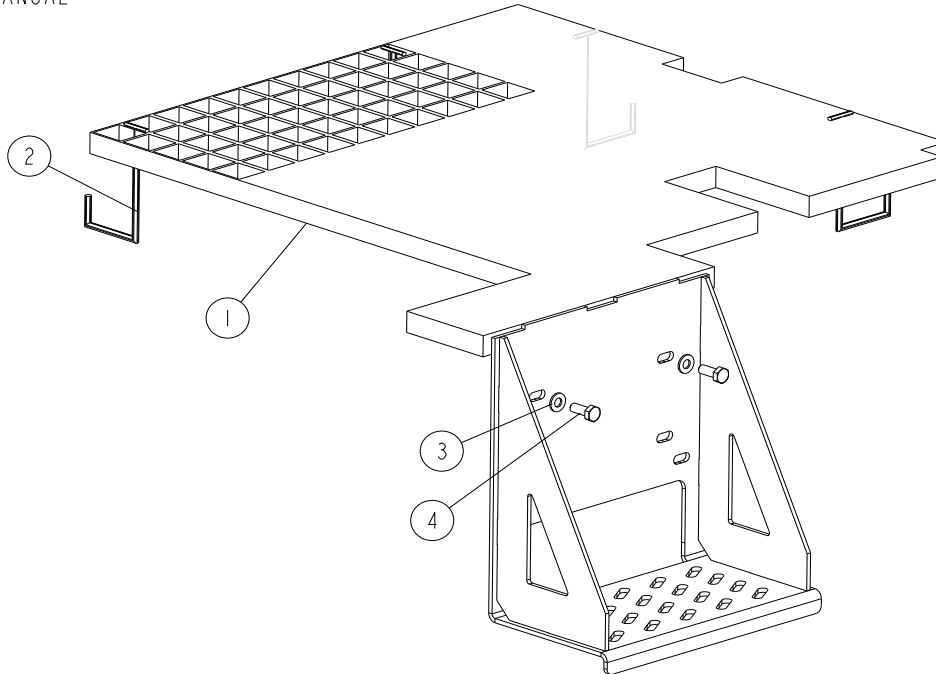
BED FRAME ASSEMBLY

Stationary Legs, "M" Super Frame

REF	DESCRIPTION (◆ indicates parts available in assemblies only)	PART #	QTY	
7	FOOT, WIDE	550142-1	1	
8	WASHER, 10.5 FLAT ZINC	F81055-1	8	
9	WASHER, 20.5 SPLIT LOCK ZINC	F81059-1	2	
10	NUT, M20-8 HEX ZINC	F81037-1	2	
11	NUT, M10-8-B HEX NYLON ZINC LOCK	F81033-1	4	
12	BOLT, M10X40-8.8 HEX HEAD FULL THREAD ZI	F81003-16	4	

8.23 Inspection Platform (DC Sawmills Only)

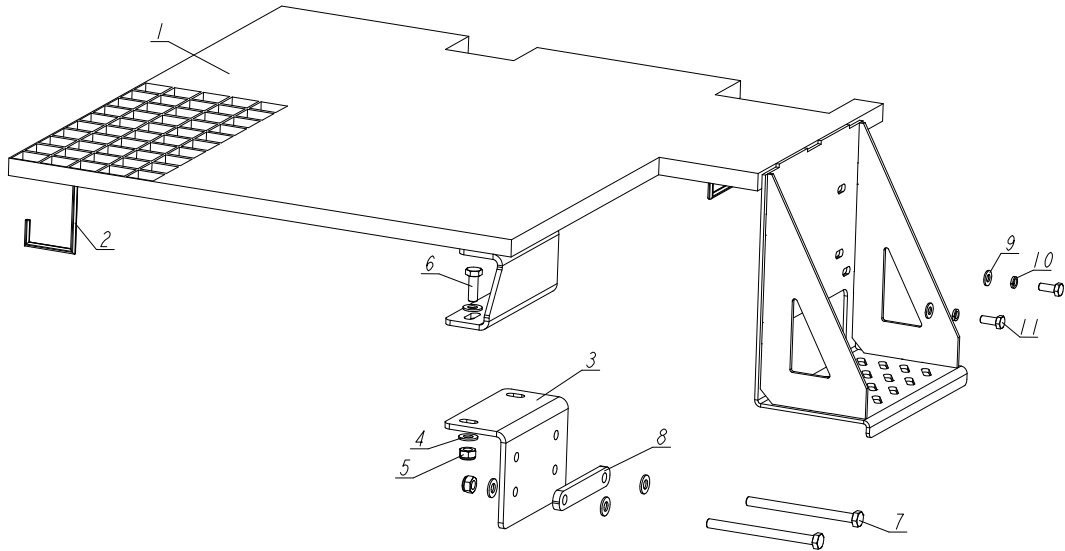
545646_001
 545646_MANUAL



REF	DESCRIPTION (◆ indicates parts available in assemblies only)	PART #	QTY	
-	PLATFORM, "M" FRAME INSPECTION - COMPLETE	545646	1	
1	PLATFORM, "M" FRAME INSPECTION	506046-1	1	
2	BRACKET, HOOK	085682	4	
3	WASHER, 8.4 FLAT ZINC	F81054-1	2	
4	BOLT, M8X20 8.8 HEX HEAD FULL THREAD ZINC	F81002-4	2	

8.24 Inspection Platform (New M-type Frame, Mobile Sawmills)

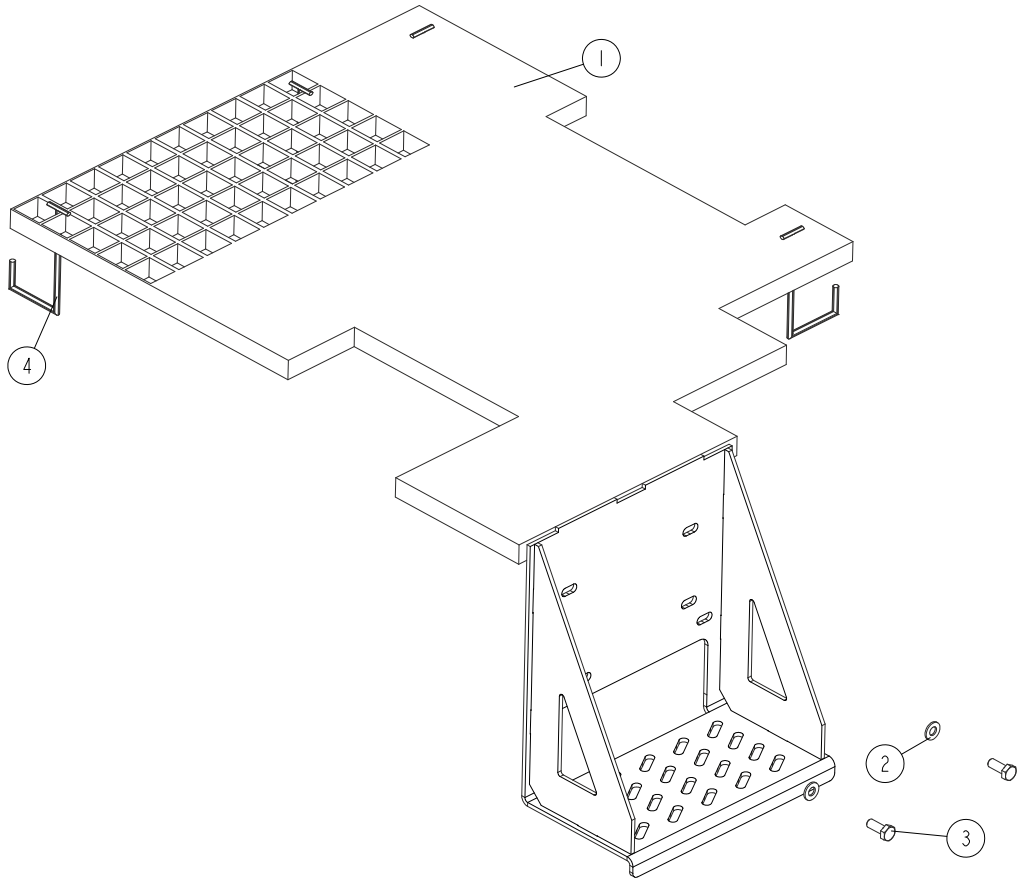
545567_001
545567_MANUAL



REF	DESCRIPTION (◆ indicates parts available in assemblies only)	PART #	QTY
-	PLATFORM, NEW M-TYPE FRAME INSPECTION - COMPLETE	545567	1
1	PLATFORM, INSPECTION - PAINTED	545566-1	1
2	BRACKET, HOOK	085682	4
3	PLATE, MOUNTING ANGLE	555223-1	1
4	WASHER, 10.5 FLAT ZINC	F81055-1	8
5	NUT, M10-8-B HEX NYLON ZINC LOCK	F81033-1	4
6	BOLT, DIN933-M10X30-8.8-A2E HEX HEAD	F81003-111	2
7	BOLT, M10X130-8.8 FE/ZN5 PN-M/82105	F81003-170	2
8	WASHER	555221-1	1
9	WASHER, 8.4 FLAT ZINC	F81054-1	2
10	WASHER 8,2 SPLIT LOCK ZINC	F81054-4	2
11	BOLT, M8X20 8.8 HEX HEAD FULL THREAD ZIN	F81002-4	2

8.25 Inspection Platform (M-type Frame Sawmills)

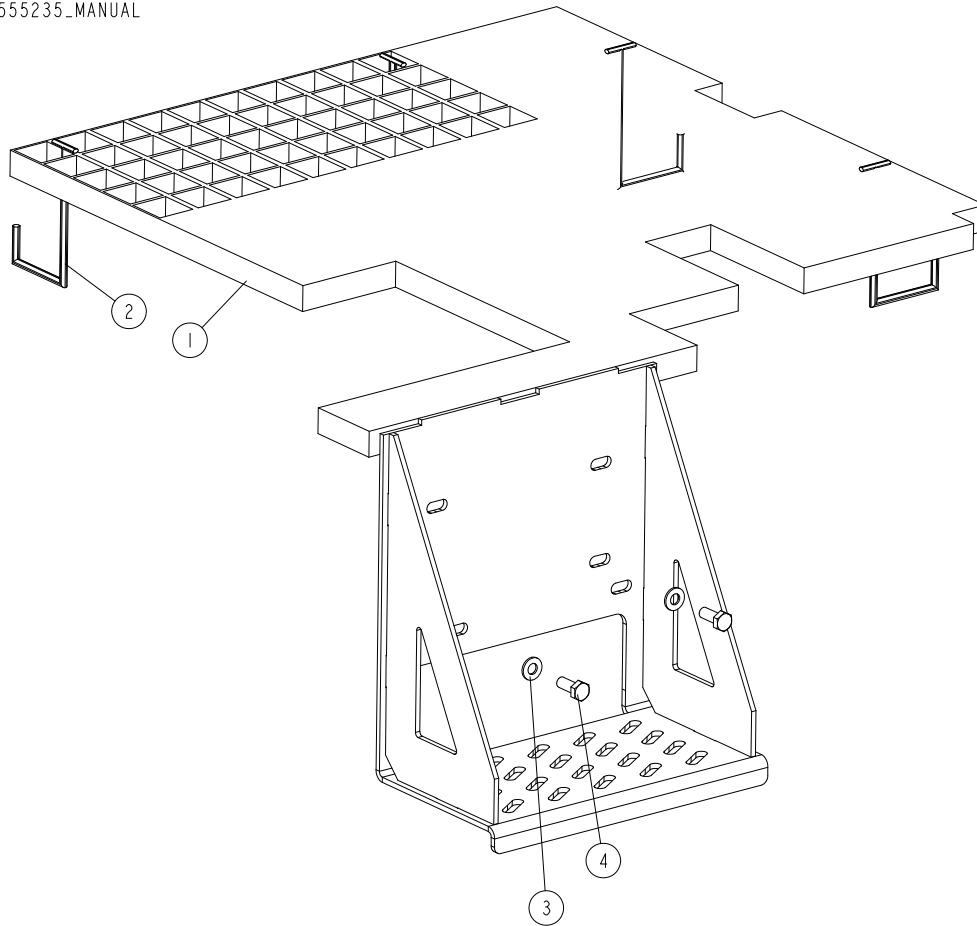
555244_001
 555244_MANUAL



REF	DESCRIPTION (◆ indicates parts available in assemblies only)	PART #	QTY	
-	PLATFORM, M-TYPE FRAME INSPECTION 1	555244	1	
1	PLATFORM, M-TYPE FRAME INSPECTION	555243-1	1	
2	WASHER, 8.4 FLAT ZINC	F81054-1	2	
3	BOLT, M8X20 8.8 HEX HEAD FULL THREAD ZIN	F81002-4	2	
4	BRACKET, HOOK	085682	4	

8.26 Inspection Platform for the Old Type Frame (Optional)

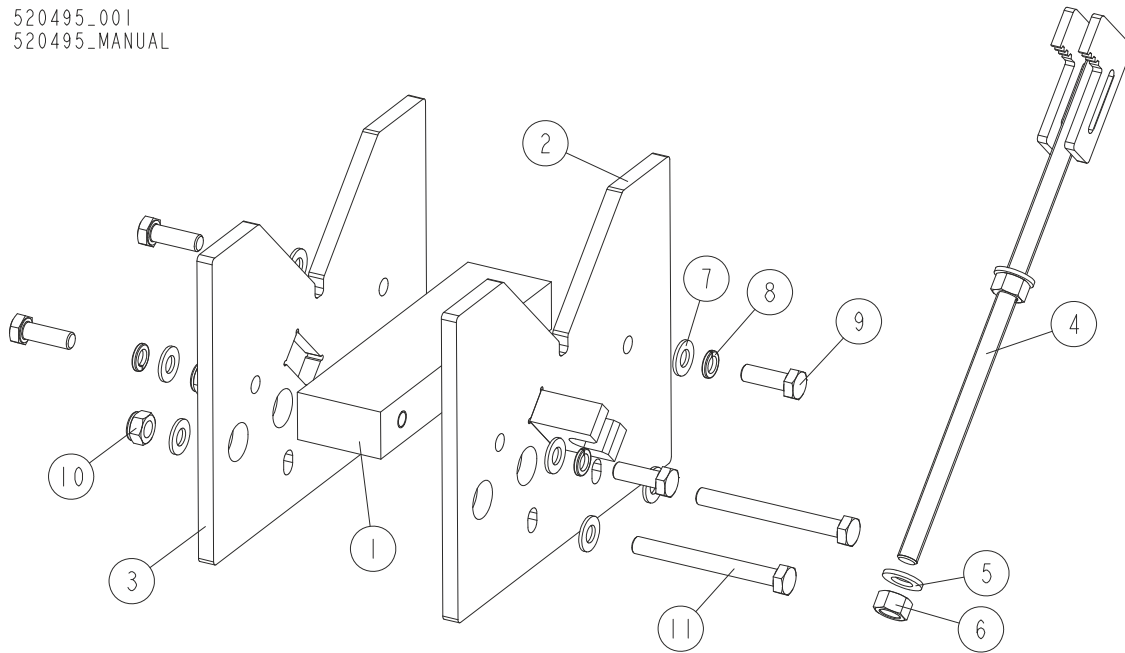
555235_001
555235_MANUAL



REF	DESCRIPTION (◆ indicates parts available in assemblies only)	PART #	QTY
-	◆ PLATFORM, INSPECTION (FOR DRIVEN LOG LEVELLING ROLLER)	555235	1
1	PLATFORM, INSPECTION	555237-1	1
2	BRACKET, HOOK	085682	4
3	WASHER, 8.4 FLAT ZINC	F81054-1	2
4	BOLT, M8X20 8.8 HEX HEAD FULL THREAD ZINC	F81002-4	2

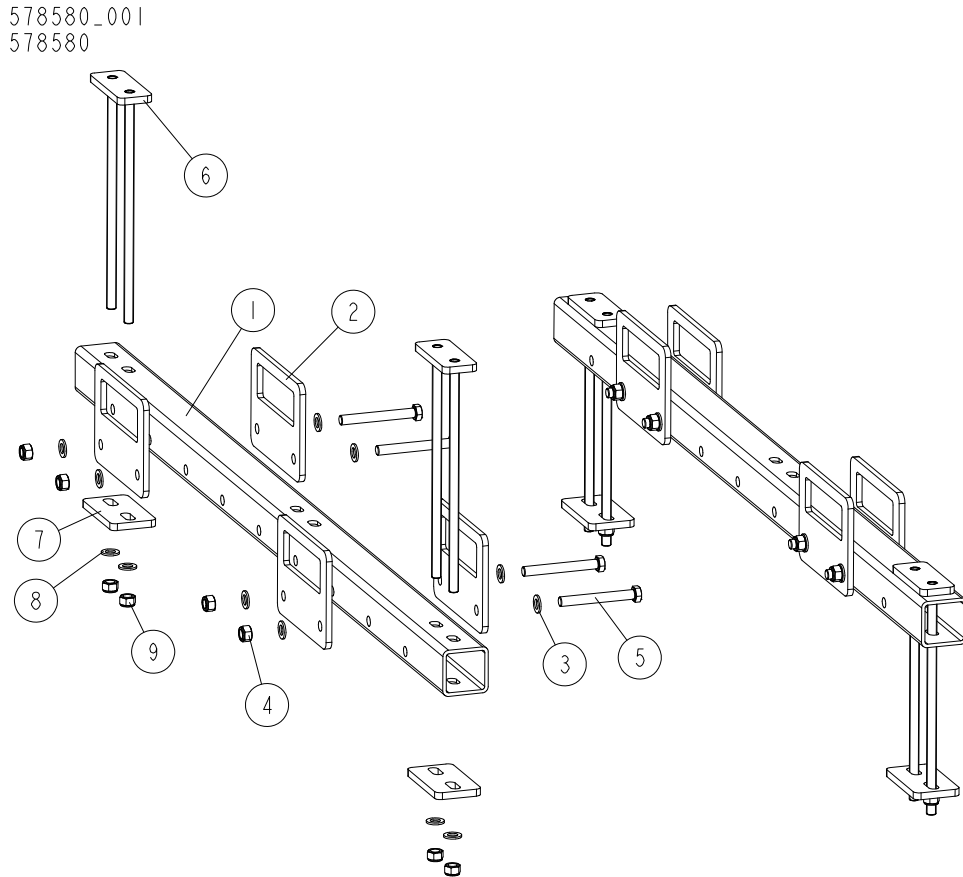
8.27 Octagonal Profile Sawing Tool (Option)

520495_001
 520495_MANUAL



REF	DESCRIPTION (◆ indicates parts available in assemblies only)	PART #	QTY
-	OCTAGONAL PROFILE SAWING TOOL	520495	1
1	BAR, INSIDE	520490-1	1
2	PLATE, FRONT	520492-1	1
3	PLATE, MAIN	520489-1	1
4	ARM, CLAMP	520496-1	1
5	WASHER, 13 FLAT ZINC	F81056-1	2
6	NUT M12 ZC 8 DIN 934	F81034-1	2
7	WASHER, 10.5 FLAT ZINC	F81055-1	8
8	WASHER, Z 10.2 SPLIT LOCK ZINC	F81055-2	4
9	BOLT, M10X30-8.8 HEX HEAD FULL THREAD ZI	F81003-2	4
10	NUT, M10-8-B HEX NYLON ZINC LOCK	F81033-1	2
11	BOLT, M10X95-8.8-B HEX HEAD ZINC	F81003-71	2

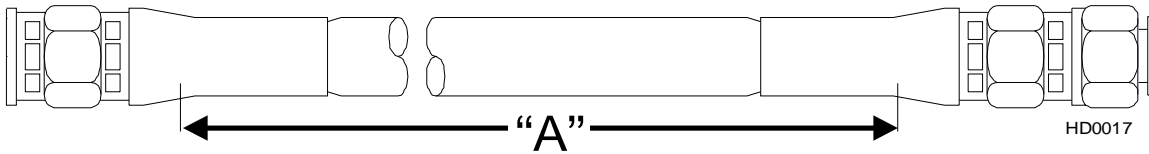
8.28 Sawmill Transport Bracket Assembly (Option)



REF	DESCRIPTION (◆ indicates parts available in assemblies only)	PART #	QTY
-	TRANSPORT BRACKET ASSEMBLY, SAWMILLS	578580	1
-	BRACKET, TRANSPORT	578566	2
1	TUBE, TRANSPORT	578567-1	1
2	PLATE, TRANSPORT BRACKET	578569-1	4
3	WASHER, 17 SPLIT LOCK ZINC	F81058-1	8
4	NUT, M16-8 HEX NYLON ZINC LOCK	F81036-2	4
5	BOLT, M16X130-8.8 HEX HEAD ZINC	F81006-35	4
-	CLAMP, FRAME	578572	2
6	PLATE	578577-1	1
7	PLATE, TRANSPORT BRACKET	578568-1	1
8	WASHER, 17 SPLIT LOCK ZINC	F81058-1	2
9	NUT, M16-8 HEX NYLON ZINC LOCK	F81036-2	2

SECTION 9 HYDRAULIC SYSTEM

9.1 Hydraulic Hoses, LT40/70M Super



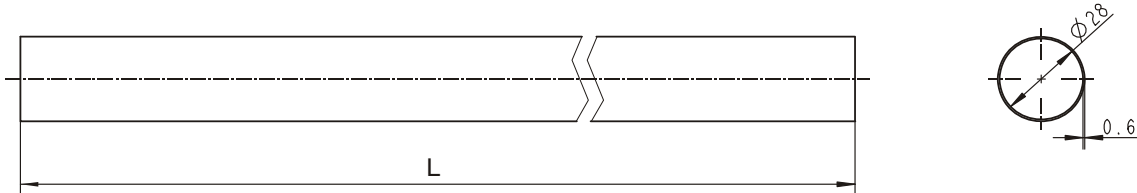
Part	Color Code	LENGTH "A" [m]	Application	Wood-Mizer Part No.
			I Section (from filter) according to designations from right to left	
A1	White	3.5	3/8" 2-Plane Clamp, In/Out	097614
B1	Orange	3.5	3/8" 2-Plane Clamp, In/Out	097615
A2	Pink	3.6	3/8" Raising the turner and side supports	097622
B2	Plain	3.6	3/8" Raising the turner and side supports	097622
A3	Red	5.6	1/4" III Clamp (Middle), Up/Down	097545
B3	Blue	5.6	1/4" III Clamp (Middle), Up/Down	097545
A4	Silver	4.9	1/4" I Toe Board	097620
B4	Brown	4.9	1/4" I Toe Board	097620
A5	Black	3.3	3/8" Chain Turner Hydraulic Motor	087793
B5	Brown	3.3	3/8" Chain Turner Hydraulic Motor	087793
A6	Orange	5.0	1/4" III Clamp (Middle), In/Out	097545
B6	White	5.0	1/4" III Clamp (Middle), In/Out	097545
A7	Red	1.8	3/8" Log Loader	097623
B7	Blue	1.8	3/8" Log Loader	097623
			II Section according to designations from right to left	
A1	Purple	4.8	1/4" I Toe Board Drive	097621
B1	Purple	4.8	1/4" I Toe Board Drive	097621
A2	Black	2.0	1/4" II Toe Board	097617
B2	Purple	2.0	1/4" II Toe Board	097617
A3	Red	6.2	1/4" I Clamp, Up/Down	097616
B3	Blue	6.2	1/4" I Clamp, Up/Down	097616
A4	Orange	5.5	1/4" I Clamp, In/Out	097616
B4	White	5.5	1/4" I Clamp, In/Out	097616
A5	Yellow	4.4	1/4" 2-Plane Clamp, Up/Down	097613
B5	Green	4.4	1/4" 2-Plane Clamp, Up/Down	097613
A6	Red	1.0	1/4" II Clamp, Up/Down	097618
B6	Blue	1.0	1/4" II Clamp, Up/Down	097618
A7	Orange	2.0	1/4" II Clamp, In/Out	097617

TABLE 9-1

B7	White	2.0	1/4" II Clamp, In/Out	097617
	Green	2.1	3/8" tee connector to log loader cylinder	097624
	Yellow	2.2	3/8" tee connector to log loader cylinder	097624
	Green	0.8	3/8" tee connector to log loader cylinder	097625
	Yellow	0.95	3/8" tee connector to log loader cylinder	097625
		0.65	3/8" turner hose	094597
		0.65	3/8" turner hose	094597
		0.75	3/8" left side support hose	094596
		1.0	3/8" right side support hose	094593
		1.0	3/8" right side support hose	094593
		1.2	3/8" cylinder instrumentation	097625

TABLE 9-1

Protective Conduits, LT40/70M Super Hydraulic Hoses



REF.	DESCRIPTION (◆ indicates parts available in assemblies only)	PART #	QTY
0.85	PROTECTIVE CONDUIT, HYDRAULIC MOTOR HOSE	100127	2
1.00	PROTECTIVE CONDUIT, SIDE SUPPORT HOSE	100128	4
0.70	PROTECTIVE CONDUIT, LOG TURNER HOSE	099761	3
0.45	PROTECTIVE CONDUIT, IN/OUT CYLINDER HOSE - TOP	099763	1

9.2 Hydraulic Boxes, Super AC

REF.	DESCRIPTION (◆ indicates parts available in assemblies only)	PART #	QTY	
-	BOX, LT20 AH7 11-SECTION HYDRAULIC - COMPLETE	522961 ¹	-	
-	BOX, LT20 AC 13-SECTION HYDRAULIC - COMPLETE	522962 ²	-	
-	BOX, LT40/70 AC 16-SECTION HYDRAULIC - COMPLETE	522984 ³	-	

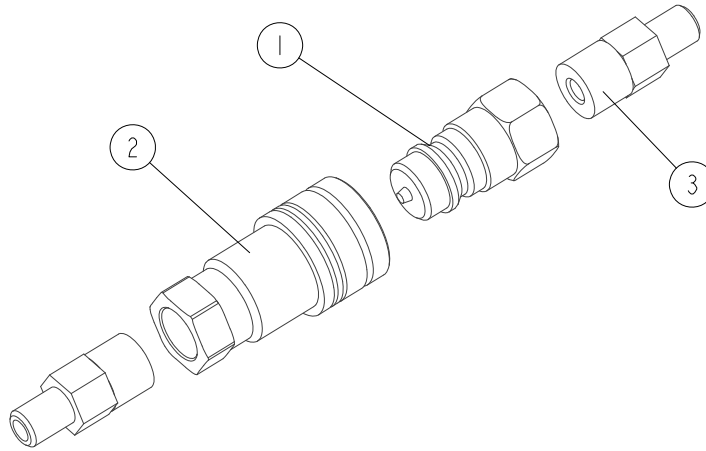
¹ For LT20 AHS5, AHS6

² For LT20 AHS7

³ For LT40/70 AHS7

9.3 Quick Disconnect Fittings for 1/4" Hoses (LT70M Super, Option)

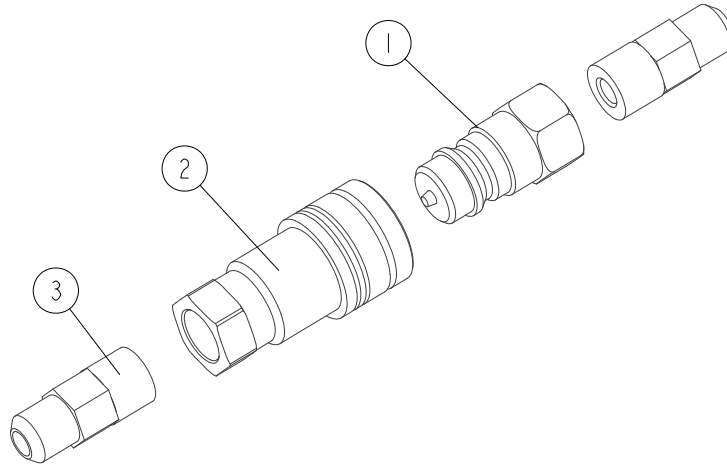
524288_001
524288_MANUAL



REF.	DESCRIPTION (◆ indicates parts available in assemblies only)	PART #	QTY
-	FITTING KIT, 1/4" HOSE QUICK DISCONNECT	524288	1
1	FITTING, 3/8" INT. THREAD BSP MALE QUICK DISCONNECT	504966	1
2	FITTING, 3/8" INT. THREAD BSP FEMALE QUICK DISCONNECT	504965	1
3	FITTING, Z7/16" UNF JIC-Z3/8" BSPP STRAIGHT	505747	2

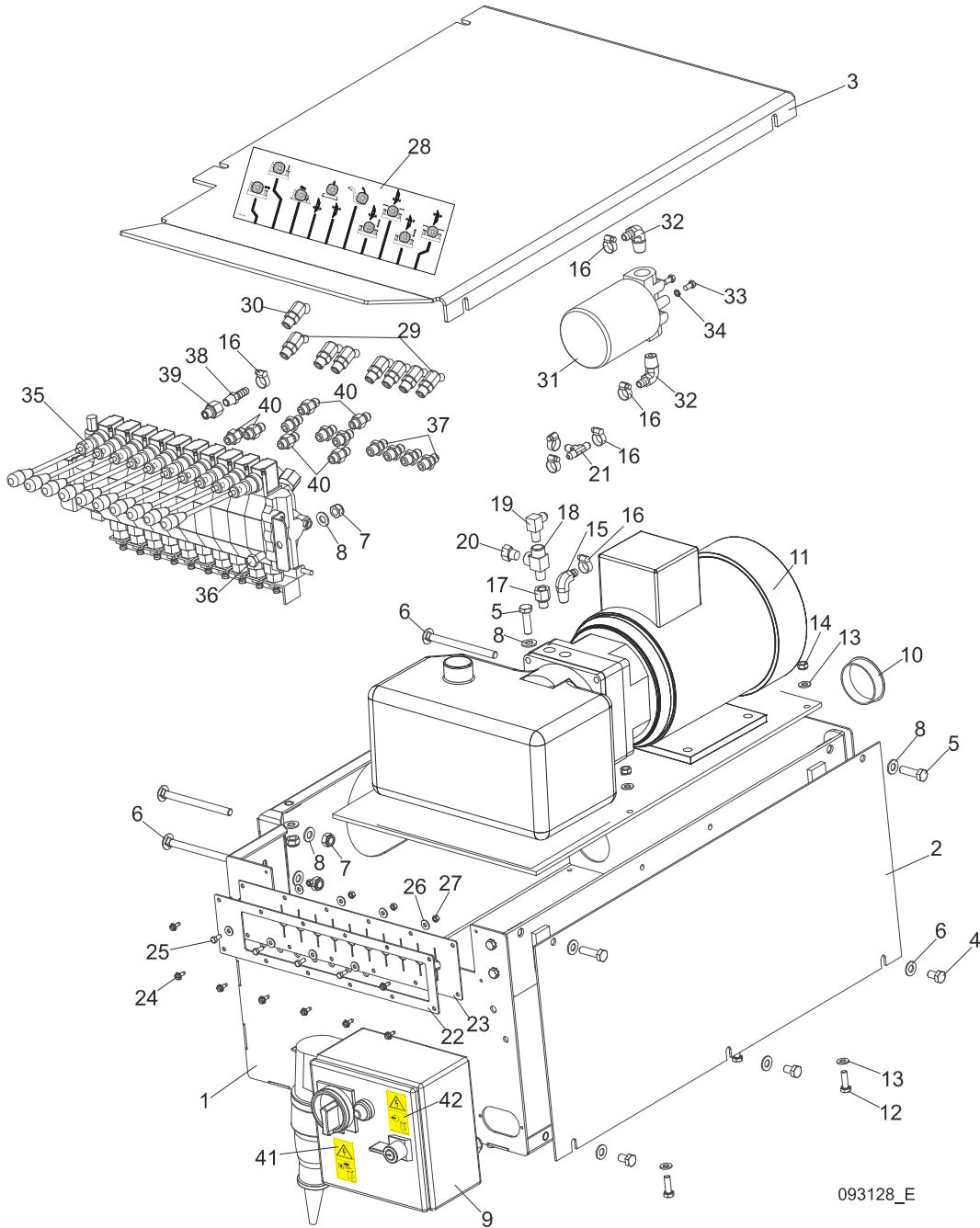
9.4 Quick Disconnect Fittings for 3/8" Hoses (LT70M Super, Option)

524289_001
524289_MANUAL



REF.	DESCRIPTION (◆ indicates parts available in assemblies only)	PART #	QTY
-	FITTING KIT, 3/8" HOSE QUICK DISCONNECT	524289	1
1	FITTING, 3/8" INT. THREAD BSP MALE QUICK DISCONNECT	504966	1
2	FITTING, 3/8" INT. THREAD BSP FEMALE QUICK DISCONNECT	504965	1
3	FITTING, 9/16" JIC/ 3/8"BSP STRAIGHT	091842	2

9.5 Hydraulic Control Box, LT20 Series AHS3



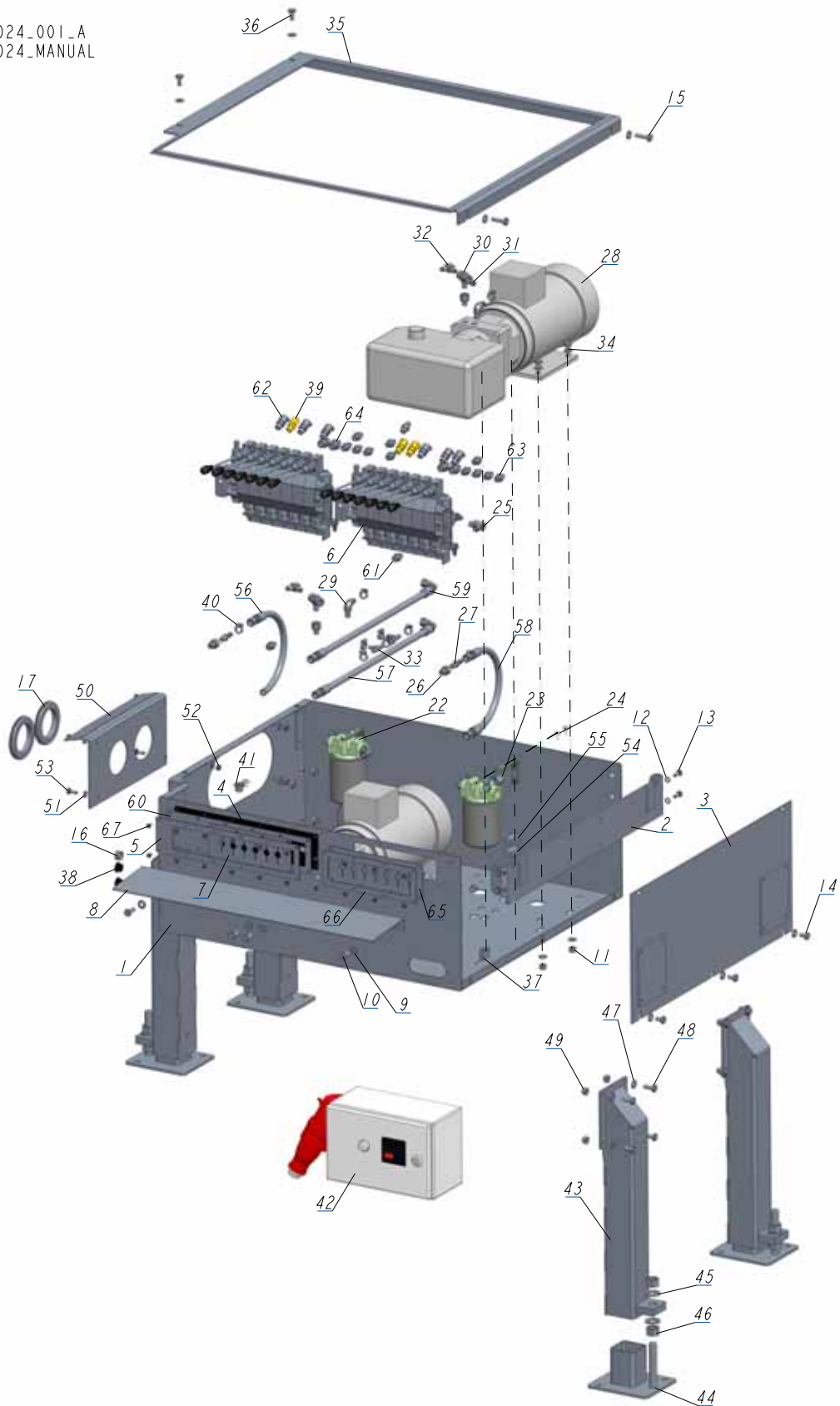
093128_E

REF.	DESCRIPTION (◆ indicates parts available in assemblies only)	PART #	QTY
	BOX ASSEMBLY, LT20 AHS3 HYDRAULIC CONTROL	528351	1
1	BOX WELDMENT, HYDRAULIC PUMP HOUSING	091729-1	1
	BRACKET, AC HYDRAULIC BOX MOUNT - COMPLETE	086518-1	1
	BOLT, M8X20-8.8-B HEX HEAD FULL THREAD ZINC	F81002-4	4
	WASHER, 8.4 EXTERIOR STAR LOCK ZINC	F81054-3	4
2	COVER, AC HYDRAULIC BOX FRONT	086484-1	1
3	COVER, AC/DC HYDRAULIC PUMP HOUSING TOP	091734-1	1
4	BOLT, M10X16-8.8 HEX HEAD FULL THREAD ZINC	F81003-13	3
5	BOLT, M10X35-8.8 HEX HEAD FULL THREAD ZINC	F81003-17	4

6	BOLT, M10X125 8.8 CARRIAGE ZINC	F81003-34	4	
7	NUT M10 ZC 8 NYLOCK DIN 982 ISO 7040	F81033-1	6	
8	WASHER, 10.5 FLAT ZINC	F81055-1	13	
9	BOX, LT20 STARTER	553523	1	
10	CAP, HSA2790 (63.6 DIA.) HOLE	092859	1	
11	PUMP, AC.5,5KW 18.5L/MIN HYDRAULIC W/MOTOR	517840	1	
12	BOLT, M8X25-8.8-B HEX HEAD FULL THREAD ZINC	F81002-5	4	
13	WASHER, 8.4 FLAT ZINC	F81054-1	8	
14	NUT, M8-8-B HEX NYLON ZINC LOCK	F81032-2	4	
15	FITTING, 3/8NPT-3/8 BARB ELBOW	P12708	1	
16	CLAMP, 11/16 WORM	P12739	7	
17	FITTING, 6SAE MALE-1/4NPT FEMALE	014686	1	
18	FITTING, C3759X4 MALE TEE	015486	1	
19	FITTING, 3/8JIC-1/4NPT 90L	015491	2	
20	PLUG, 1/4-18 NPT W/EXTERNAL THREAD	096221	1	
21	FITTING, 3/8 BARB TEE	015485	1	
22	PLATE, 10-SECTION VALVE PAINTED	091826-1	1	
23	GUARD, 10-SECTION RUBBER HYDRAULIC VALVE	091739	1	
24	SCREW, #10-24 X 1/2 SELF-TAPPING	F05015-7	8	
25	BOLT, M5X12-5.8 HEX HEAD FULL THREAD ZINC	F81000-5	4	
26	WASHER, 5.5 SPECIAL FLAT ZINC	F81052-3	8	
27	NUT, M5-8 HEX ZINC	F81030-1	4	
28	DECAL, DH5 HYDRAULIC CONTROL BOX	094795	1	
	DECAL, DH7 HYDRAULIC CONTROL BOX	094970	1	
29	FITTING, #4SAE-#6SAE 45 DEG ELBOW	015488	7	
30	FITTING, #6SAE 45 DEG ELBOW	015489	1	
31	MANIFOLD, W/FILTER	P22683	1	
32	FITTING, 1/2NPT-3/8 BARB ELBOW	P12707	2	
33	BOLT, 1/4-20X1/2 HEX HEAD	F05005-15	2	
34	WASHER 6.1 ZC SPRING LOCK DIN 127	F81053-3	2	
35	VALVE, HDS11/10-6 10-SECTION	091344	1	
36	BOLT, M10X20-5.8 HEX HEAD FULL THREAD ZI	F81003-1	2	
37	FITTING, 1/4JIC-3/8 O-RING	P26284	7	
38	FITTING, 1/4NPT-3/8 BARB	014685	1	
39	FITTING, 6SAE MALE-1/4NPT FEMALE	014686	1	
40	FITTING, 3/8 O-RING-3/8JIC	014687	6	
41	DECAL, HAZARDOUS VOLTAGE INSIDE THE ELECTRICAL BOX	096316	1	
42	DECAL, REMOVE THE PLUG BEFORE OPENING THE BOX (PICTOGRAM)	096319	1	

9.6 Hydraulic Control Box, LT40/70 AC 14-Section

541024_001_A
541024_MANUAL



REF.	DESCRIPTION (◆ indicates parts available in assemblies only)	PART #	QTY
-	BOX, LT40/70 AC 14-SECTION HYDRAULIC COMPLETE	541024	1
1	BOX WELDMENT, HYDRAULIC CONTROL	505946-1	1
2	BRACKET, AC HYDRAULIC BOX MOUNT - COMPLETE	086518-1	1
3	COVER, AC HYDRAULIC BOX FRONT	086484-1	1
4	GUARD, 10-SECTION RUBBER HYDRAULIC VALVE	091739	1
5	PLATE, 10-SECTION VALVE PAINTED	091826-1	1
6	VALVE, 7-SECTION AC HYDRAULIC	510560	2
7	GUARD, RUBBER VALVE DOUBLE	015079	1
8	PLATE FOR DECALS	505949-1	1
9	WASHER, 10.5 FLAT ZINC	F81055-1	27
10	BOLT, M10X25-8.8 HEX HEAD FULL THREAD ZINC	F81003-11	4
11	NUT M10 ZC 8 NYLOCK DIN 982 ISO 7040	F81033-1	12
12	WASHER, 8.4 EXTERIOR STAR LOCK ZINC	F81054-3	4
13	BOLT, M8X20-8.8-B HEX HEAD FULL THREAD ZINC	F81002-4	4
14	BOLT, M10X16-8.8 HEX HEAD FULL THREAD ZINC	F81003-13	3
15	BOLT, M10X35-8.8 HEX HEAD FULL THREAD ZINC	F81003-17	2
16	GROMET, WIRE	P04137	1
17	COVER, 80 MM RUBBER	089293	4
18	BRACKET, OIL FILTER	550029-1	2
19	WASHER, 6.4 FLAT ZINC	F81053-1	8
20	NUT, M6-8-B HEX NYLON ZINC LOCK	F81031-2	4
21	BOLT, M6X20 8.8 HEX HEAD FULL THREAD ZINC	F81001-2	4
22	MANIFOLD, W/FILTER	P22683	2
23	FITTING, 1/2NPT-3/8 BARB ELBOW	P12707	4
24	BOLT, 1/4-20X1/2 HEX HEAD	F05005-15	4
25	FITTING, #6 SAE 3/8"JIC ELBOW	P12704	1
26	FITTING, 6SAE MALE-1/4NPT FEMALE	014686	4
27	FITTING, 1/4NPT-3/8 BARB	014685	2
28	PUMP, AC.5,5KW 18.5L/MIN HYDRAULIC W/MOTOR	517840	2
29	FITTING, 3/8NPT-3/8 BARB ELBOW	P12708	2
30	FITTING, C3759X4 MALE TEE	015486	2
31	PLUG, 1/4-18 NPT W/EXTERNAL THREAD	096221	1
32	FITTING, 3/8JIC-1/4NPT 90L	015491	2
33	FITTING, 3/8 BARB TEE	015485	2
34	BOLT, M10X30-5.8-HEX HEAD FULL THREAD ZINC	F81003-2	8
35	COVER, HYDRAULIC BOX TOP	505948-1	1
36	BOLT, M10X20-5.8 HEX HEAD FULL THREAD ZINC	F81003-1	2
37	SWITCH, 2A 125V R-LEVER NO/NC/COM	014765	1
38	CAP, SR1086 22.2 HOLE	093544	2
39	FITTING, #6SAE 45 DEG ELBOW	015489	3
40	CLAMP, 11/16 WORM	061807	14
41	PLUG KIT FOR 500508	505060	1
42	HYDRAULIC AC 5.5KW- 2 PUMPS	532190-M	1
-	LEG, LEFT STATIONARY ADJUSTABLE	501639	4
43	TUBE WELDMENT, ADJUSTABLE LEG	507715-1	1
44	FOOT	586948-1	1
45	WASHER, 21 FLAT ZINC	F81059-2	2

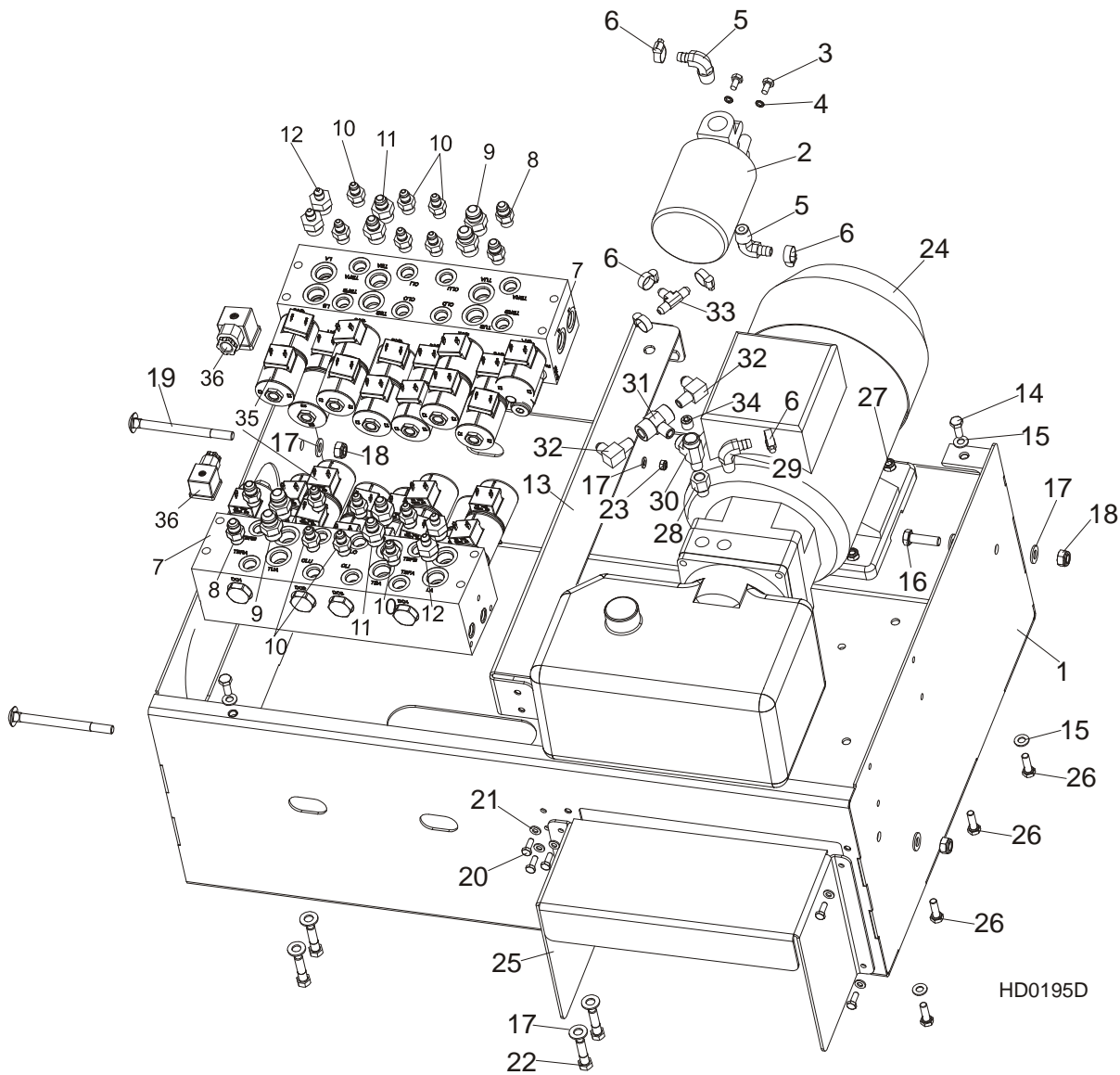


HYDRAULIC SYSTEM

Hydraulic Control Box, LT40/70 AC 14-Section

REF.	DESCRIPTION (◆ indicates parts available in assemblies only)	PART #	QTY	
46	NUT, M20-8- HEX ZINC	F81037-1	2	
47	WASHER, 10.5 FLAT ZINC	F81055-1	4	
48	BOLT, M10X25-8.8 HEX HEAD FULL THREAD ZINC	F81003-11	4	
49	NUT M10 ZC 8 NYLOCK DIN 982 ISO 7040	F81033-1	4	
50	PLATE, HYDRAULIC HOSE COVER - COMPLETE	504261-1	1	
51	WASHER, 8.4 FLAT ZINC	F81054-1	8	
52	NUT, M8-8-B HEX NYLON ZINC LOCK	F81032-2	4	
53	BOLT, M8X20-5.8 HEX HEAD FULL THREAD ZINC	F81002-1	4	
54	CONTACT ASSEMBLY, AC NEGATIVE	086624	1	
55	CONTACT ASSEMBLY, AC POSITIVE	086625	1	
56	HOSE, 2T 3/8X0.533 W9/16UNF-W9/16UNF HYDRAULIC	087775	1	
57	HOSE, 2T3/8X1.100 W9/16UNF-W9/16UNF HYDRAULIC	093153	1	
58	HOSE, 2T 3/8X0.533 W9/16UNF-W9/16UNF HYDRAULIC	094782	1	
59	H22	505338	1	
60	PLATE, RUBBER COVER MOUNT	540994-1	1	
61	FITTING, 3/8 O-RING-3/8JIC	014687	4	
62	FITTING, #4SAE-#6SAE 45 DEG ELBOW	015488	6	
63	FITTING, 1/4JIC-3/8 O-RING	P26284	10	
64	FITTING, 8SAE-3/8JIC	P12703	4	
65	GUARD, 7-SECTION HYD. VALVE RUBBER	510566	1	
66	PLATE, RUBBER GUARD MOUNTING	510567-1	1	
67	SCREW, #10-24 X 1/2 SELF-TAPPING	F05015-7	20	

9.7 Hydraulic Control Box, LT40/70M Super (AC)



REF.	DESCRIPTION (◆ indicates parts available in assemblies only)	PART #	QTY
	HYDRAULIC CONTROL BOX - LT70M SUPER (AC)	097529	1
1	BOX, LT70M SUPER HYDRAULIC CONTROL	095690-1	1
2	MANIFOLD, W/FILTER	P22683	1
3	BOLT, 1/4-20X1/2 HEX HEAD	F05005-15	2
4	WASHER 6.1 ZC SPRING LOCK DIN 127	F81053-3	2
5	FITTING, 1/2NPT-3/8 BARB ELBOW	P12707	2
6	CLAMP, 11/16 WORM	P12739	6
7	VALVE, HYDR. 7 STATION EXP.12V	025688	2
8	FITTING, 3/8 O-RING-3/8JIC	014687	2
9	FITTING, #8 SAE X #8 JIC	028076	2
10	FITTING, 1/4JIC-3/8 O-RING	P26284	6
11	FITTING, 8SAE-3/8JIC	P12703	2

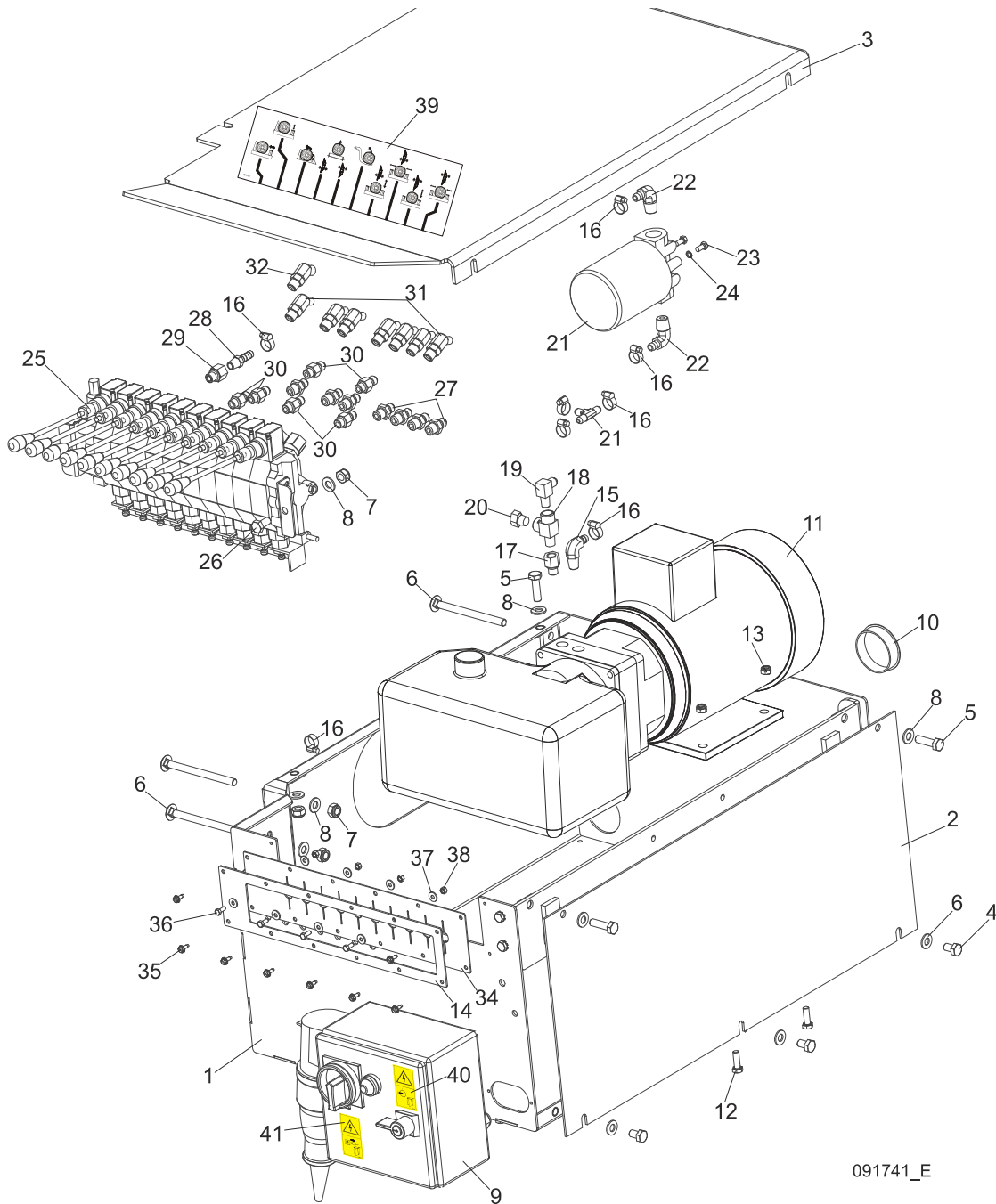


HYDRAULIC SYSTEM

Hydraulic Control Box, LT40/70M Super (AC)

12	FITTING , 8 SAE-3/8 JIC	036759	2	
13	BAR, LT70M SUPER HYDRAULIC VALVE STATION	095686-1	1	
14	BOLT, M8X20-8.8-B HEX HEAD FULL THREAD ZINC	F81002-4	4	
15	WASHER, 8.4 FLAT ZINC	F81054-1	8	
16	BOLT, M10X35-8.8 HEX HEAD FULL THREAD ZINC	F81003-17	2	
17	WASHER, 10.5 FLAT ZINC	F81055-1	14	
18	NUT M10 ZC 8 NYLOCK DIN 982 ISO 7040	F81033-1	4	
19	BOLT, M10X120 8.8 CARRIAGE ZINC	F81003-33	2	
20	BOLT, M6X16-8.8 HEX HEAD FULL THREAD ZINC	F81001-15	8	
21	WASHER, 6.4 FLAT ZINC	F81053-1	10	
22	BOLT, 3/8-16 X 1 1/2" HEX HEAD	F05007-3	8	
23	NUT, M6-8-B HEX NYLON ZINC LOCK	F81031-2	2	
24	PUMP, AC-4KW (Q=14,5L/MIN.) HYDRAULIC W/MOTOR	500958	1	
	MOTOR, AC-4KW HYDRAULIC PUMP	092258	1	
	PUMP, AC-4KW HYDRAULIC	097782	1	
	PLATE, AC-4KW HYDRAULIC CONNECTING	097783	1	
	SEAL, AC-4KW HYDRAULIC COMPLETE	097784	1	
25	COVER, M SUPER HYDRAULIC BOX	501434-1	1	
26	BOLT M8X30 HH ZC FT 8.8 DIN 933	F81002-7	3	
27	NUT, M8-8-B HEX NYLON ZINC LOCK	F81032-2	3	
28	FITTING, 6SAE MALE-1/4NPT FEMALE	014686	1	
29	FITTING, 3/8NPT-3/8 BARB ELBOW	P12708	1	
30	FITTING, C3759X4 MALE	P09141	1	
31	FITTING, C3759X4 MALE TEE	015486	1	
32	FITTING, 3/8JIC-1/4NPT 90L	015491	2	
33	FITTING, 3/8 BARB TEE	015485	1	
34	PLUG, 1/4-18 NPT W/EXTERNAL THREAD	096221	1	
35	COIL, 24V DC	025835	30	
36	VALVE CONNECTOR, WITH BUILT-IN LED	094556	30	
	COVER, LT70M SUPER HYDRAULIC BOX	097528-1	1	

9.8 Hydraulic Control Box, LT40/70 Series AHS2/3/4



091741_E

REF.	DESCRIPTION (◆ indicates parts available in assemblies only)	PART #	QTY
	BOX ASSEMBLY, LT40 AH5 HYDRAULIC CONTROL	529930 ¹	1
	BOX ASSEMBLY, LT40 AH5 HYDRAULIC CONTROL	527085 ²	1
1	BOX WELDMENT, HYDRAULIC PUMP HOUSING	545691-1	1
	BRACKET, AC HYDRAULIC BOX MOUNT - COMPLETE	086518-1	1
	BOLT, M8X20-8.8-B HEX HEAD FULL THREAD ZINC	F81002-4	4
	WASHER, 8.4 EXTERIOR STAR LOCK ZINC	F81054-3	4
2	COVER, AC HYDRAULIC BOX FRONT	086484-1	1
3	COVER, AC/DC HYDRAULIC PUMP HOUSING TOP	091734-1	1
4	BOLT, M10X16-8.8 HEX HEAD FULL THREAD ZINC	F81003-13	3



HYDRAULIC SYSTEM

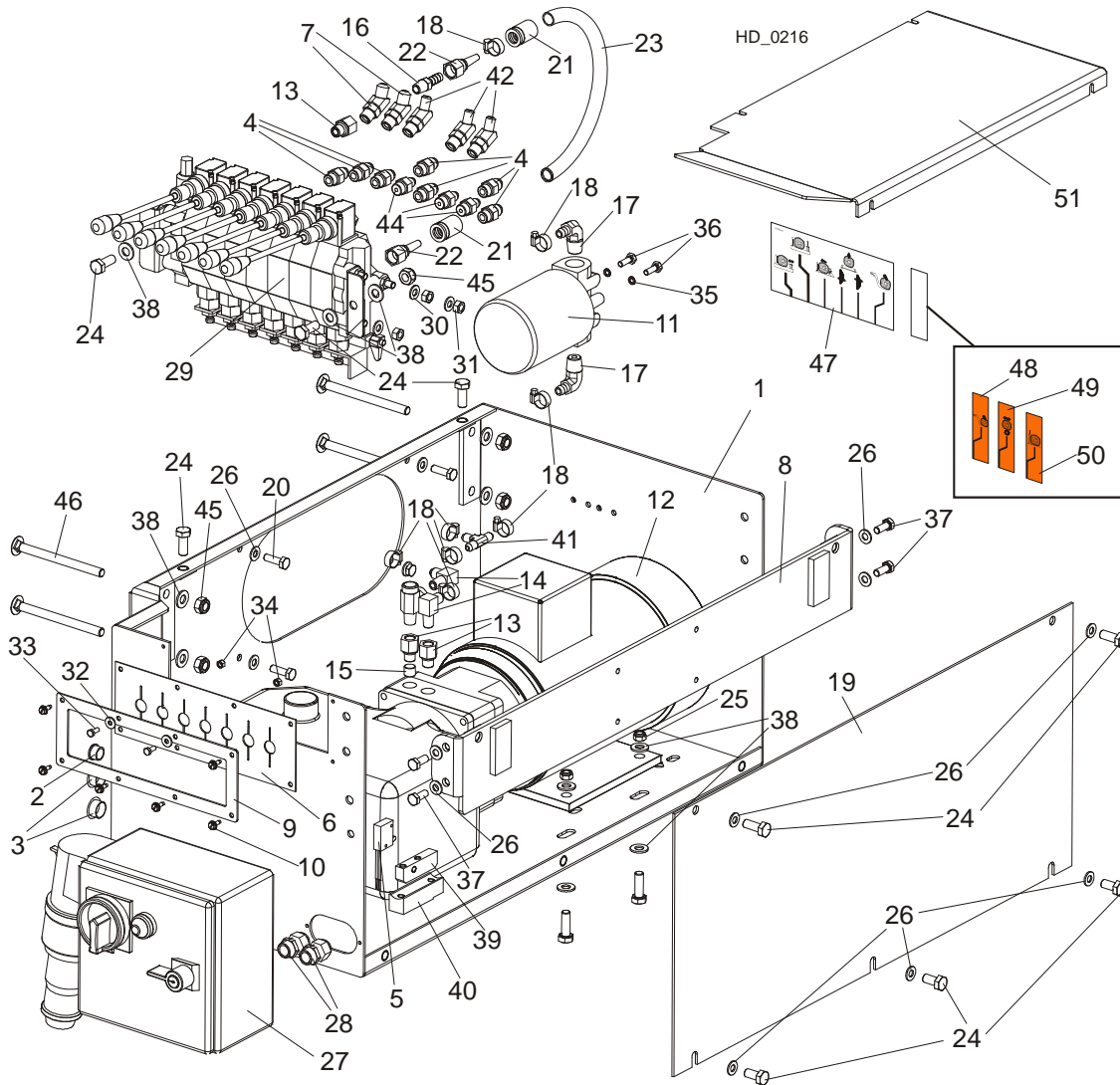
Hydraulic Control Box, LT40/70 Series AHS2/3/4

5	BOLT, M10X35-8.8 HEX HEAD FULL THREAD ZINC	F81003-17	4	
6	BOLT, M10X125 8.8 CARRIAGE ZINC	F81003-34	4	
7	NUT M10 ZC 8 NYLOCK DIN 982 ISO 7040	F81033-1	6	
8	WASHER, 10.5 FLAT ZINC	F81055-1	13	
9	BOX, LT40/70 ELECTRICAL	566251	1	
	DOOR, 566251 200X300X150 ELECTRICAL BOX	084686	1	
	SWITCH, AAB OT16E3	089801	1	
	CONTACTOR, LC1K0910B7	084451	1	
	SWITCH, C60N 24395	084454	1	
	CIRCUIT BREAKER, C60N 1P 2A 24396	088278	1	
	PHASE SUPPLY CONTROL RELAY, 72.31.8.400.0000	501016	1	
	TIME RELAY, RELPOL MT-TUA-17S-11-92	501015	1	
	THERMAL OVERLOAD RELAY, LR2 K0316	084456	1	
10	CAP, HSA2790 (63.6 DIA.)	092859	1	
11	PUMP, AC.5,5KW 18.5L/MIN HYDRAULIC W/MOTOR	517840	1	
12	BOLT M8X30 HH ZC FT 8.8 DIN 933	F81002-7	4	
13	NUT, M8-8-B HEX NYLON ZINC LOCK	F81032-2	4	
14	PLATE, 10-SECTION VALVE PAINTED	091826-1	1	
15	FITTING, 3/8NPT-3/8 BARB ELBOW	P12708	1	
16	CLAMP, 11/16 WORM	P12739	8	
17	FITTING, 6SAE MALE-1/4NPT FEMALE	014686	1	
18	FITTING, C3759X4 MALE TEE	015486	1	
19	FITTING, 3/8JIC-1/4NPT 90L	015491	1	
20	PLUG, 1/4-18 NPT W/EXTERNAL THREAD	096221	1	
21	MANIFOLD, W/FILTER	P22683	1	
22	FITTING, 1/2NPT-3/8 BARB ELBOW	P12707	2	
23	BOLT, 1/4-20X1/2 HEX HEAD	F05005-15	2	
24	WASHER 6.1 ZC SPRING LOCK DIN 127	F81053-3	2	
25	VALVE, HDS11/10-6 10-SECTION	091344	1	
26	BOLT, M10X20-5.8 HEX HEAD FULL THREAD ZINC	F81003-1	2	
27	FITTING, 1/4JIC-3/8 O-RING	P26284	7	
28	FITTING, 1/4NPT-3/8 BARB	014685	1	
29	FITTING, 6SAE MALE-1/4NPT FEMALE	014686	1	
30	FITTING, 3/8 O-RING-3/8JIC	014687	6	
31	FITTING, #4SAE-#6SAE 45 DEG ELBOW	015488	7	
32	FITTING, #6SAE 45 DEG ELBOW	015489	1	
33	PLATE, 10-SECTION VALVE PAINTED	091826-1	1	
34	GUARD, 10-SECTION RUBBER HYDRAULIC VALVE	091739	1	
35	SCREW, #10-24 X 1/2 SELF-TAPPING	F05015-7	8	
36	BOLT, M5X12-5.8 HEX HEAD FULL THREAD ZIN	F81000-5	4	
37	WASHER, 5.5 SPECIAL FLAT ZINC-PLATED	F81052-3	8	
38	NUT, M5-8 HEX ZINC	F81030-1	4	
39	DECAL, DH5 HYDRAULIC CONTROL BOX	094795	1	
	DECAL, DH7 HYDRAULIC CONTROL BOX	094970	1	
40	DECAL, HAZARDOUS VOLTAGE INSIDE THE ELECTRICAL BOX	096316	1	
41	DECAL, REMOVE THE PLUG BEFORE OPENING THE BOX (PICTOGRAM)	096319	1	

¹ Belongs to LT40/70 AHS2

² Belongs to LT40/70 AHS3/4

9.9 Hydraulic Control Box, LT40/70 AHS2



REF.	DESCRIPTION (◆ indicates parts available in assemblies only)	PART #	QTY
	BOX, AH 7-SECTION LT40/70 HYDRAULIC CONTROL	510563	1
1	BOX WELDMENT, 7-SECTION HYDRAULIC	555345-1	1
2	BUSHING, 15.9 UB625 NYLON	086816	1
3	CAP, SR1086 22.2 HOLE	093544	2
4	FITTING, 3/8 O-RING-3/8JIC	014687	7
5	SWITCH, 2A 125V R-LEVER NO/NC/COM	014765	1
6	GUARD, 7-SECTION HYD. VALVE RUBBER	510566	1
7	FITTING, #6SAE 45 DEG ELBOW	015489	2
8	BRACKET, AC HYDRAULIC BOX MOUNT - COMPLETE	086518-1	1
9	PLATE, RUBBER GUARD MOUNTING	510567-1	1
10	SCREW, #10-24x1/2 SELF-TAPPING	F05015-7	5
11	MANIFOLD, W/FILTER	P22683	1
12	PUMP, AC,5KW 18.5L/MIN HYDRAULIC W/MOTOR	517840	1
13	FITTING, 6SAE MALE-1/4NPT FEMALE	014686	3
14	FITTING, 3/8JIC-1/4NPT 90L	015491	2
15	PLUG, 1/4-18 NPT W/EXTERNAL THREAD	096221	2



HYDRAULIC SYSTEM

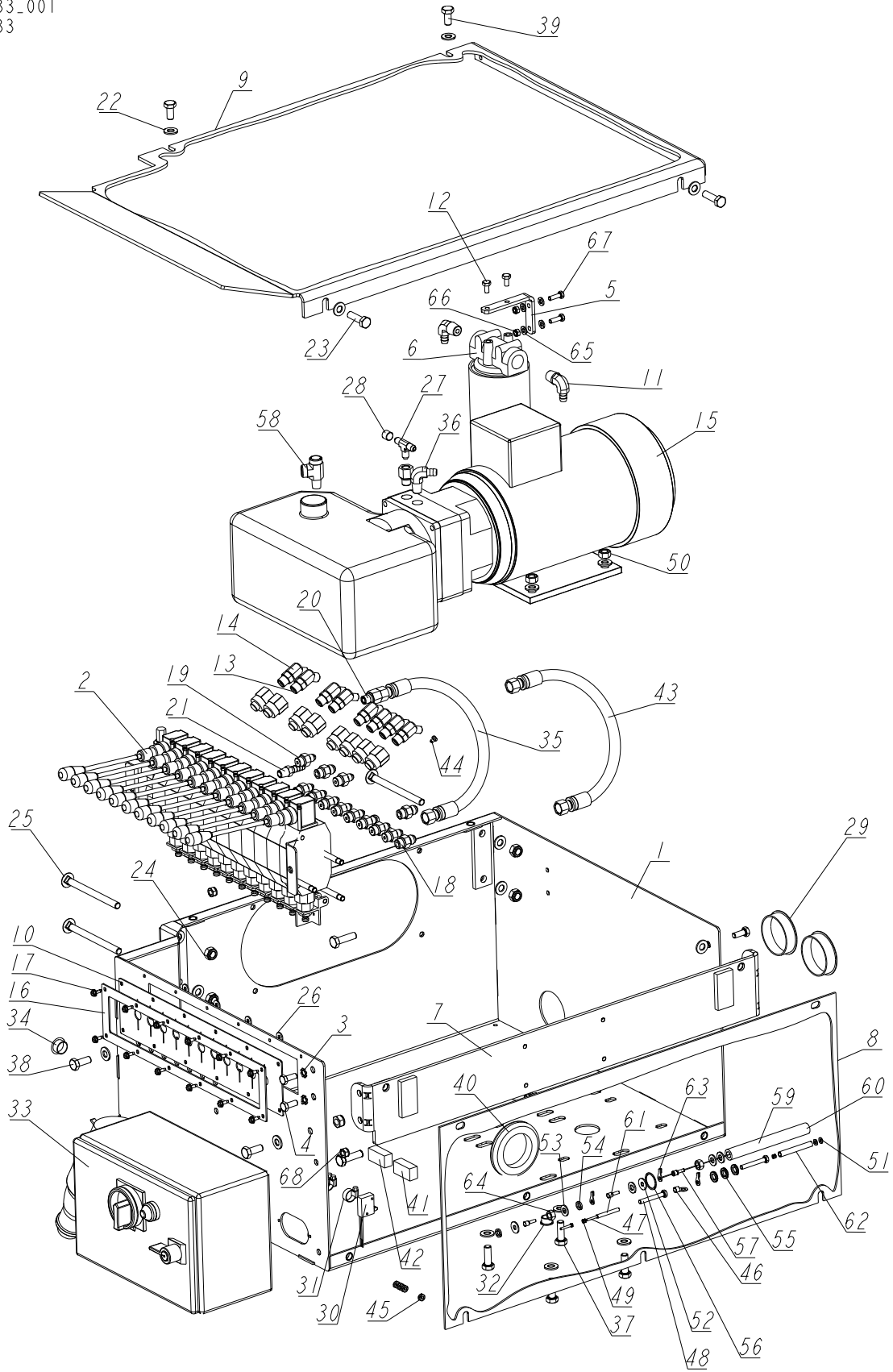
Hydraulic Control Box, LT40/70 AHS2

16	FITTING, 1/4NPT-3/8 BARB	014685	1	
17	FITTING, 1/2NPT-3/8 BARB ELBOW	P12707	2	
18	CLAMP, 11/16 WORM	061807	8	
19	COVER, AC HYDRAULIC BOX FRONT	086484-1	1	
20	BOLT, M8x25-8.8-B HEX HEAD FULL THREAD ZINC	F81002-5	4	
	HOSE, 2T 3/8X0.533 W9/16UNF-W9/16UNF HYDRAULIC	087775	1	
21	CRIMP SOCKET 3/8" HYDRAULIC HOSE	085901	2	
22	FITTING, JIC 9/16-18 HYDRAULIC	085900	2	
23	HOSE, 3/8" (C/S-20MPa)P/N8106-6-06 HYDRAULIC	R02132	1	
24	BOLT, M10X25-8.8 HEX HEAD FULL THREAD ZINC	F81003-11	6	
25	NUT, M8-8-B HEX NYLON ZINC LOCK	F81032-2	4	
26	WASHER, 8.4 FLAT ZINC	F81054-1	13	
27	BOX, LT40/70 ELECTRICAL	566251	1	
	DOOR, 566251 200x300x150 ELECTRIC BOX	084686	1	
28	GLAND, DW11/H CABLE	085388	2	
29	VALVE, 7-SECTION AC HYDRAULIC	510560	1	
30	WASHER, 8.4 FLAT ZINC	F81054-1	6	
31	NUT M8 ZC 8 DIN 934	F81032-1	6	
32	WASHER, 5.5 SPECIAL FLAT ZINC	F81052-3	2	
33	BOLT, M5X12-5.8 HEX HEAD FULL THREAD ZINC	F81000-5	2	
34	NUT, M5-8 HEX ZINC	F81030-1	2	
35	WASHER 6.1 ZC SPRING LOCK DIN 127	F81053-3	2	
36	BOLT, 1/4-20X3/4 FT HHC	F05005-1	2	
37	BOLT, M8x20-8.8-B HEX HEAD FULL THREAD ZINC	F81002-4	4	
38	WASHER, 10.5 FLAT ZINC	F81055-1	16	
39	CONTACT, HYDRAULIC POWER SUPPLY (POSITIVE)	015253	1	
40	CONTACT, HYDRAULIC POWER SUPPLY (GROUND)	015264	1	
41	FITTING, 3/8 BARB TEE	015485	1	
42	FITTING, #4SAE-#6SAE 45 DEG ELBOW	015488	3	
43	BOLT, M10X30-5.8-HEX HEAD FULL THREAD ZINC	F81003-2	4	
44	FITTING, 1/4JIC-3/8 O-RING	P26284	3	
45	NUT M10 ZC 8 NYLOCK DIN 982 ISO 7040	F81033-1	6	
46	BOLT, M10X125 8.8 CARRIAGE ZINC	F81003-34	4	
47	DECAL, HYDRAULIC CONTROL SUPER Ø97 (ENGLISH)	015364-A1	1	
48	DECAL, ADDITIONAL HYDRAULIC SECTION - LOG LOADER	511426 ¹	1	
49	DECAL, ADDITIONAL HYDRAULIC SECTION - POWER ROLLER	511427 ¹	1	
50	DECAL, ADDITIONAL HYDRAULIC SECTION - SIDE SUPPORT	511428 ¹	1	
51	COVER, AC HYDRAULIC BOX TOP	086485-1	1	

¹ Depending on order

9.10 Hydraulic Control Box, AC 11-Section

528383_001
 528383





HYDRAULIC SYSTEM

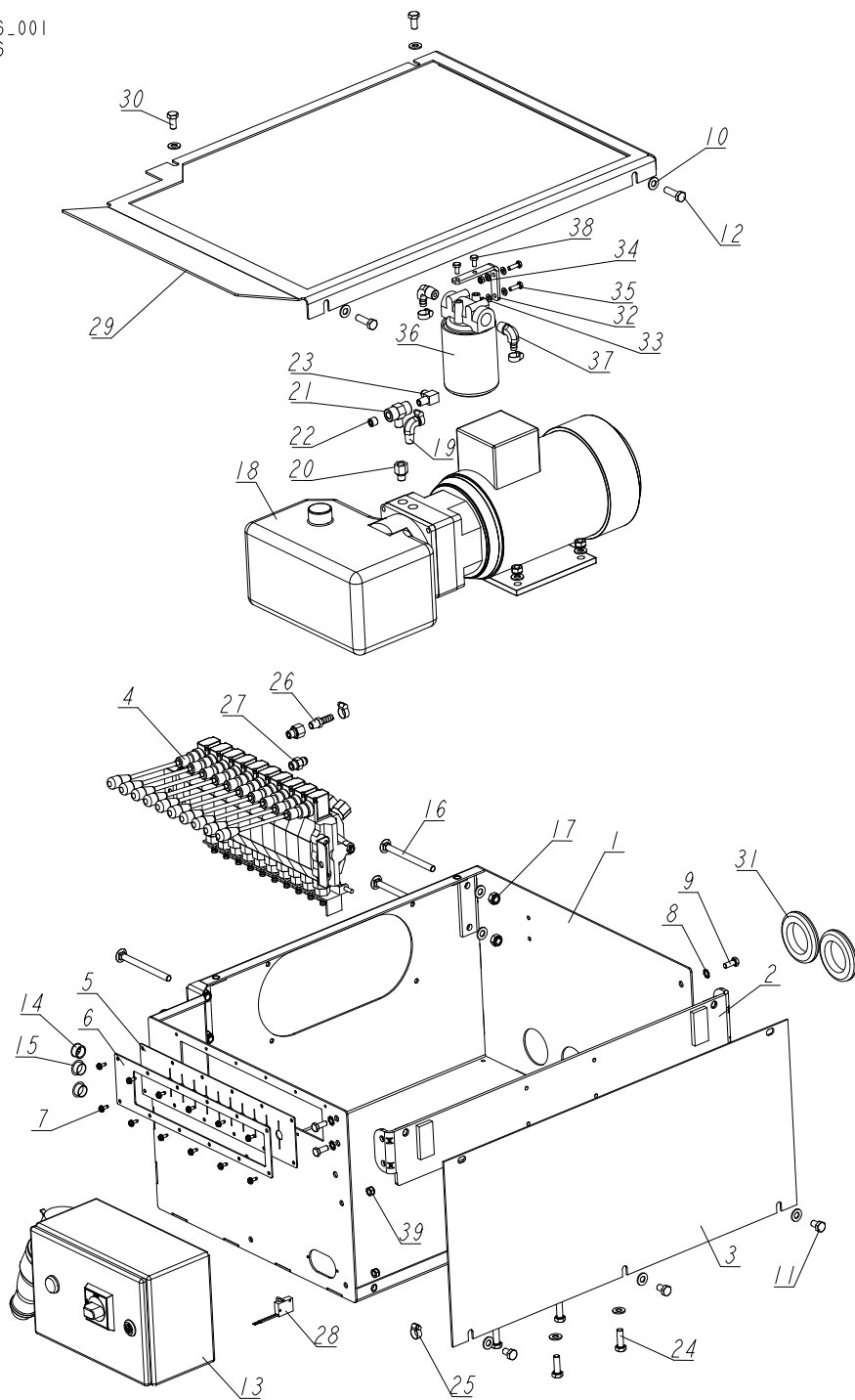
Hydraulic Control Box, AC 11-Section

REF.	DESCRIPTION (◆ indicates parts available in assemblies only)	PART #	QTY	
-	BOX, AH 11-SECTION HYDRAULIC	528383	1	
1	BOX WELDMENT, HYDRAULIC	545691-1	1	
2	VALVE, HDS11/10 11-SECTION HYDRAULIC	510568	1	
3	WASHER, 8.4 EXTERIOR STAR LOCK ZINC	F81054-3	4	
4	BOLT, M8X20-8.8-B HEX HEAD FULL THREAD ZINC	F81002-4	4	
5	BRACKET, OIL FILTER	550029-1	1	
6	MANIFOLD, W/FILTER	P22683	1	
7	BRACKET, AC HYDRAULIC BOX MOUNT - COMPLETE	086518-1	1	
8	COVER, AC HYDRAULIC BOX FRONT	086484-1	1	
9	COVER, AC/DC HYDRAULIC PUMP HOUSING TOP	091734-1	1	
10	COVER, 11-SECTION VALVE RUBBER	518926	1	
11	FITTING, 1/2NPT-3/8 BARB ELBOW	P12707	2	
12	BOLT, 1/4-20X1/2 HEX HEAD	F05005-15	2	
13	FITTING, #6SAE 45 DEG. ELBOW	015489	3	
14	FITTING, #4SAE-#6SAE 45 DEG ELBOW	015488	6	
15	PUMP, AC-4KW (Q=14.5L/MIN.) HYDRAULIC W/MOTOR	500958	1	
16	COVER, 11-SECTION VALVE GUARD	510571-1	1	
17	SCREW, #10-24 X 1/2 SELF-TAPPING	F05015-7	12	
18	FITTING, 3/8 O-RING-3/8JIC	014687	3	
19	FITTING, 1/4JIC-3/8 O-RING	P26284	10	
20	FITTING, 6SAE MALE-1/4NPT FEMALE	014686	2	
21	FITTING, 1/4NPT-3/8 BARB	014685	1	
22	WASHER, 10.5 FLAT ZINC	F81055-1	21	
23	BOLT, M10X35-8.8 HEX HEAD FULL THREAD ZINC	F81003-17	8	
24	NUT M10 ZC 8 NYLOCK DIN 982 ISO 7040	F81033-1	6	
25	BOLT, M10X125 8.8 CARRIAGE ZINC	F81003-34	4	
26	WASHER, 5.5 SPECIAL FLAT ZINC	F81052-3	4	
27	FITTING, 3/8 BARB TEE	015485	1	
28	PLUG, 1/4-18 NPT W/EXTERNAL THREAD	096221	1	
29	CAP, HSA2790 (63.6 DIA.)	092859	2	
30	SWITCH, 2A 125V R-LEVER NO/NC/COM	014765	1	
31	CLAMP, 11/16 WORM	061807	4	
32	BUSHING, 15.9 UB625 NYLON	086816	1	
33	BOX, LT40/70 ELECTRICAL	566251	1	
	DOOR, 566251 200x300x150 ELECTRIC BOX	084686	1	
34	CAP, SR1086 22.2 HOLE	093544	1	
35	HOSE, 2T 3/8X0.533 W9/16UNF-W9/16UNF HYDRAULIC	094782	1	
36	FITTING, 3/8NPT-3/8 BARB ELBOW	P12708	1	
37	BOLT, DIN 933-M10X30 8.8-A2E	F81003-111	4	
38	BOLT, M10X25-8.8 HEX HEAD FULL THREAD ZINC	F81003-11	2	
39	BOLT, ISO 4017-M10X20-8.8-A2E HEX HEAD	F81003-53	2	
40	GROMMET, 55MM DIA. RUBBER	085614	2	
41	CONTACT ASSEMBLY, AC NEGATIVE	086624	1	
42	CONTACT ASSEMBLY, AC POSITIVE	086625	1	
43	HOSE, 2T 3/8X0.533 W9/16UNF-W9/16UNF HYDRAULIC	087775	1	
44	NOZZLE, D092 1MM DIA.PROPANE&BUTANE	091007	1	
45	NUT, #10-24 SELF-LOCKING HEX	F05010-14	4	

REF.	DESCRIPTION (◆ indicates parts available in assemblies only)	PART #	QTY	
46	TERMINAL, KO1/8 RING	F05092-7	1	
47	SCREW, M3X20-5.8-A ZINC	F81000-8	2	
48	BOLT, M6X45-8.8-HEX HEAD ZINC	F81001-6	2	
49	NUT, M3-6 ZINC	F81028-2	2	
50	NUT M10 ZC 8 DIN 934	F81033-3	4	
51	WASHER 4.3 ZC DIN 126 ISO 7091	F81051-2	2	
52	WASHER, 6.5 SPECIAL FLAT ZINC	F81053-11	2	
53	WASHER, 8.4 FLAT ZINC	F81054-1	4	
54	WASHER 8,2 SPLIT LOCK ZINC	F81054-4	3	
55	WASHER, Z 10.2 SPLIT LOCK ZINC	F81055-2	4	
56	WASHER, 22X26 COPPER	F81061-5	1	
57	FERRULE, HI 1/6 WIRE	F81083-3	9	
58	FITTING, C3759X4 MALE	P09141	1	
59	HOSE, 3/8" LOW PRESSURE HYDRAULIC	R01892-1	1	
60	CABLE, LGY 1MM2 RED	R80583-2	1	
61	CABLE, OLFLEX 400P 4G1 (DRUM)	R80583-6	1	
62	HOSE, PCV 8X1 BLACK	R80610-1	1	
63	TERMINAL, KO 2.5/5 RING	F81064-1	3	
64	NUT M8 ZC 8 DIN 934	F81032-1	2	
65	WASHER, 6.4 FLAT ZINC	F81053-1	4	
66	NUT, M6-8-B HEX NYLON ZINC LOCK	F81031-2	2	
67	BOLT, M6X20 8.8 HEX HEAD FULL THREAD ZINC	F81001-2	2	
68	NUT, M8-8-B HEX NYLON ZINC LOCK	F81032-2	4	

9.11 Hydraulic Control Box, LT40/LT70 AC 10-Section

506446_001
506446

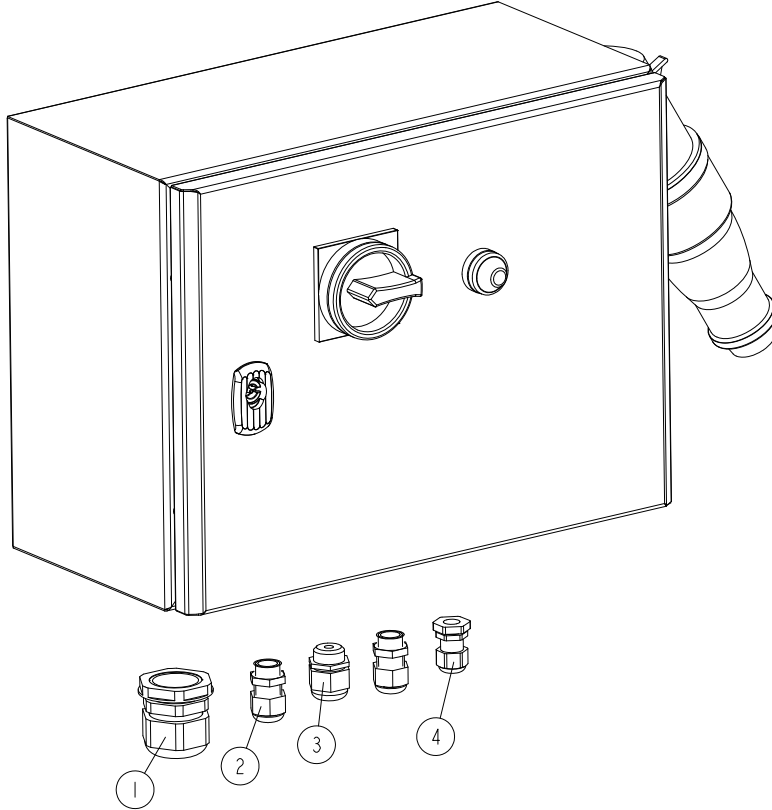


REF.	DESCRIPTION (◆ indicates parts available in assemblies only)	PART #	QTY
-	BOX, 10-SECTION LT40/70AC BX24 HYDRAULIC - COMPLETE	506446	1
1	BOX WELDMENT, HYDRAULIC	545691-1	1
2	BRACKET, AC HYDRAULIC BOX - COMPLETE	086518-1	1
3	PANEL, AC HYDRAULIC BOX FRONT	086484-1	1

REF.	DESCRIPTION (◆ indicates parts available in assemblies only)	PART #	QTY
4	VALVE, HDS11/10-6 10-SECTION	091344SUB	1
5	GUARD, 10-SECTION RUBBER HYDRAULIC VALVE	091739	1
6	PLATE, 10-SECTION VALVE	091826-1	1
7	#10-24X1/2 SLF TP SC	F05015-7	12
8	WASHER, 8.4 EXTERIOR STAR LOCK ZINC	F81054-3	4
9	BOLT, M8X20 8.8 HEX HEAD FULL THREAD ZINC	F81002-4	4
10	WASHER, 10.5 FLAT ZINC	F81055-1	19
11	BOLT, M10X16-8.8 HEX HEAD FULL THREAD ZINC	F81003-13	3
12	BOLT, M10X35 8.8 HEX HEAD FULL THREAD ZINC	F81003-17	2
13	BOX, LT40/70 ELECTRICAL	566251-M	1
14	GROMET, WIRE	P04137	1
15	CAP, SR1086 22.2 HOLE	093544	2
16	BOLT, M10X125 8.8 CARRIAGE ZINC	F81003-34	4
17	NUT, M10-8-B HEX NYLON ZINC LOCK	F81033-1	8
18	PUMP, AC-4KW (Q=14.5 L/MIN) HYDRAULIC W/MOTOR	500958	1
19	FITTING, 3/8NPT-3/8 BARB ELBOW	P12708	1
20	FITTING, 6SAE MALE-1/4NPT FEMALE	014686	2
21	FITTING, 1/4 BRANCH TEE	015486	1
22	PLUG, 1/4-18 NPT BLANK	096221	1
23	FITTING, 3/8JIC-1/4NPT 90L	015491	1
24	BOLT, M10X30-8.8 HEX HEAD FULL THREAD ZINC	F81003-2	4
25	CLAMP, 11/16 WORM	061807	7
26	FITTING, 1/4NPT-3/8 BARB	014685	1
27	FITTING, 3/8 O-RING-3/8JIC	014687	1
28	SWITCH, 2A 125V R-LEVER NO/NC/COM	014765	1
29	COVER, AC/DC HYDRAULIC CONTROL BOX	091734-1	1
30	BOLT, ISO 4017-M10X20-8.8-A2E HEX HEAD	F81003-53	2
31	GROMMET, 55MM DIA. RUBBER	085614	2
32	BRACKET, OIL FILTER	550029-1	1
33	WASHER, 6.4 FLAT ZINC	F81053-1	4
34	NUT, M6-8-B HEX NYLON ZINC LOCK	F81031-2	2
35	BOLT, M6X20 8.8 HEX HEAD FULL THREAD ZINC	F81001-2	2
36	MANIFOLD, W/FILTER	P22683	1
37	FITTING, 1/2NPT-3/8 BARB ELBOW	P12707	2
38	BOLT, 1/4-20X1/2 HEX HEAD	F05005-15	2
39	NUT, M8-8-B HEX NYLON ZINC LOCK	F81032-2	4

9.12 Hydraulic Electrical Box, AC

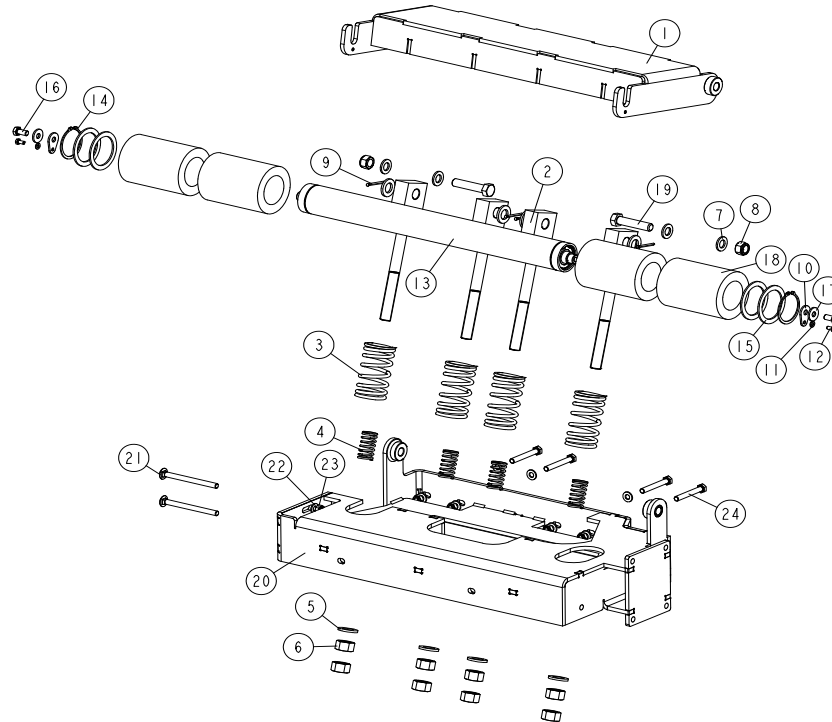
557003-RC_001
557003-RC



REF.	DESCRIPTION (◆ indicates parts available in assemblies only)	PART #	QTY	
-	BOX, AC ELECTRICAL	557003-RC	1	
1	SEAL, DP 29/H GLAND	F81096-1	1	
2	GLAND, DW11/H CABLE	085388	2	
3	GLAND, DP 13/H CABLE	F81096-4	1	
4	CABLE GLAND DP9/H	F81096-2	1	

9.13 Shock Absorber Assembly - Option for Sawmills Equipped with Hydraulics

550191_001
550191_MANUAL



REF.	DESCRIPTION (◆ indicates parts available in assemblies only)	PART #	QTY
-	SHOCK ABSORBER, SHORT	550191	1
-	SHORT ROLLER, SHOCK ABSORBER	550192	1
1	ROLLER PLATE, SHOCK ABSORBER	550189-1	1
2	ROD WELDMENT, BUMPER SPRING	510818-1	4
3	SPRING, 110X46X6.5 CUSHION	510815	4
4	SPRING, 60X23X3	088992	4
5	WASHER, 21 FLAT ZINC	F81059-2	8
6	NUT, M20-8- HEX ZINC	F81037-1	8
7	WASHER, 17 ZINC FLAT	F81058-1	4
8	NUT, M16-8 HEX NYLON ZINC LOCK	F81036-2	2
9	PIN, 4X30 COTTER ZINC-PLATED	F81043-22	4
10	WASHER, WM4000 ROLLER MOUNTING	510874-1	2
11	WASHER, 6.4 FLAT ZINC	F81053-1	2
12	BOLT M6X12 HH ZC FT 8.8 DIN 933	F81001-7	2
-	ROLLER W/RUBBER BUSHING	527048	1
13	ROLLER, FRAME M/S	527044-1	1
14	RING, Z60 OUTSIDE RETAINING	F81090-62	2
15	RING, 61/80X3 SPACER	515895	4
16	BOLT, M10X20-5.8 HEX HEAD FULL THREAD ZINC	F81003-1	2
17	WASHER, 10.5 SPECIAL FLAT ZINC	F81055-6	2

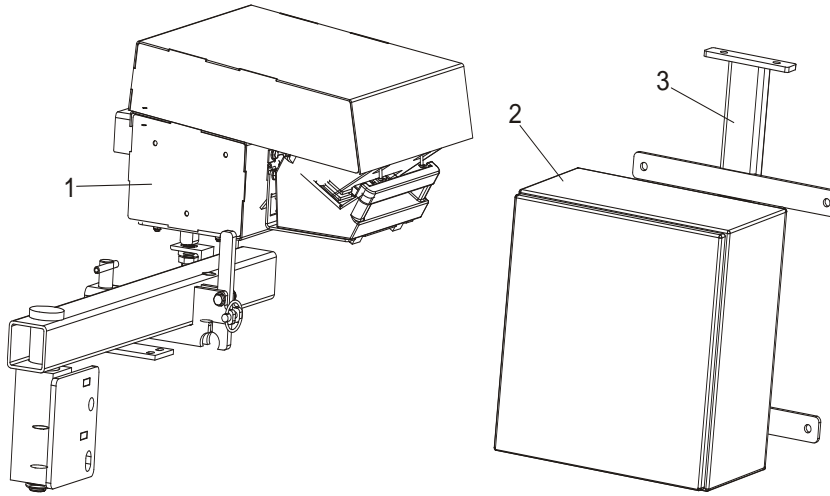


HYDRAULIC SYSTEM

Shock Absorber Assembly - Option for Sawmills Equipped with Hydraulics

REF.	DESCRIPTION (◆ indicates parts available in assemblies only)	PART #	QTY	
18	ROLLER, RUBBER	517493	4	
19	BOLT, M1 6X75-8.B-B HEX HEAD FULL THREAD	F81006-10	2	
20	FRAME, SHORT TABLE	550187-1	1	
21	BOLT, M10X125 8.8 CARRIAGE ZINC	F81003-34	2	
22	WASHER, 10.5 FLAT ZINC	F81055-1	10	
23	NUT M10 ZC 8 NYLOCK DIN 982 ISO 7040	F81033-1	6	
24	BOLT, M10X75-8.8 HEX HEAD ZINC	F81003-15	4	

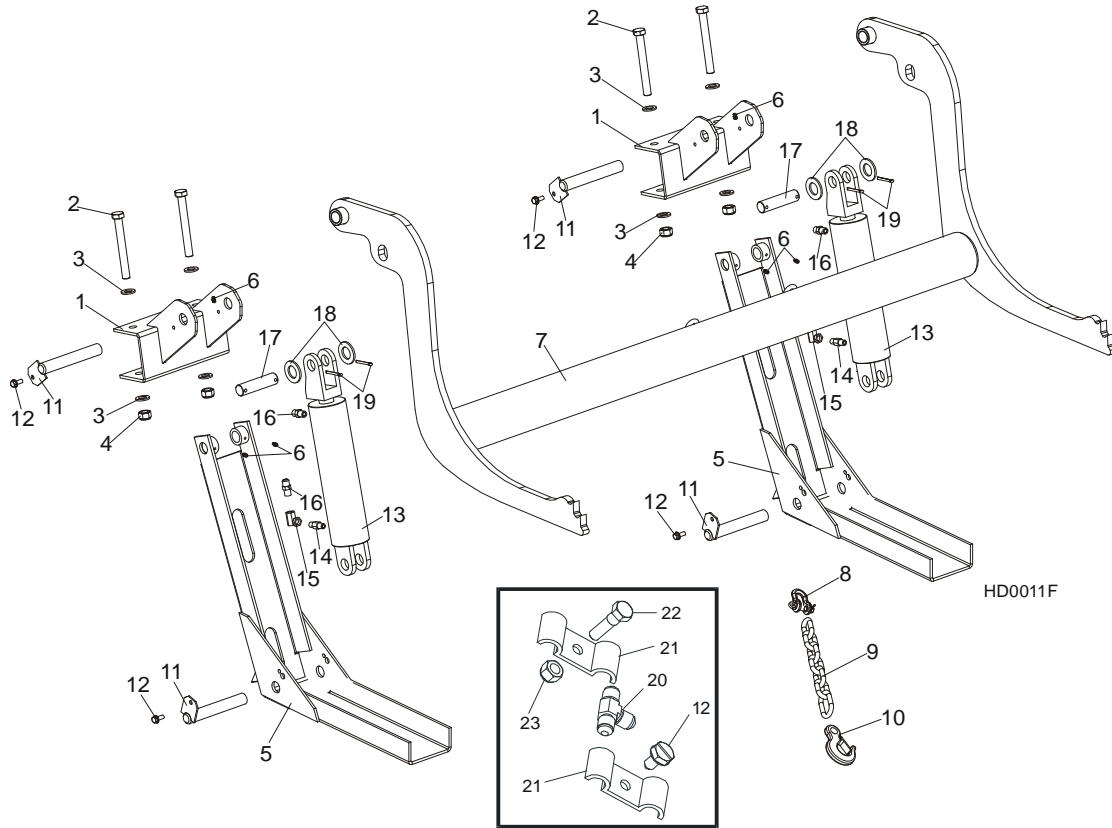
9.14 Wireless Control Assembly (Option)



70_007a

REF.	DESCRIPTION (◆ indicates parts available in assemblies only)	PART #	QTY
1	BOX ASSEMBLY, LT70M SUPER HYDRAULIC CONTROL	096999	1
2	ELECTRIC BOX, WIRELESS CONTROL	096989	1
3	BRACKET, WIRELESS CONTROL ELECTRIC BOX	096930-1	1

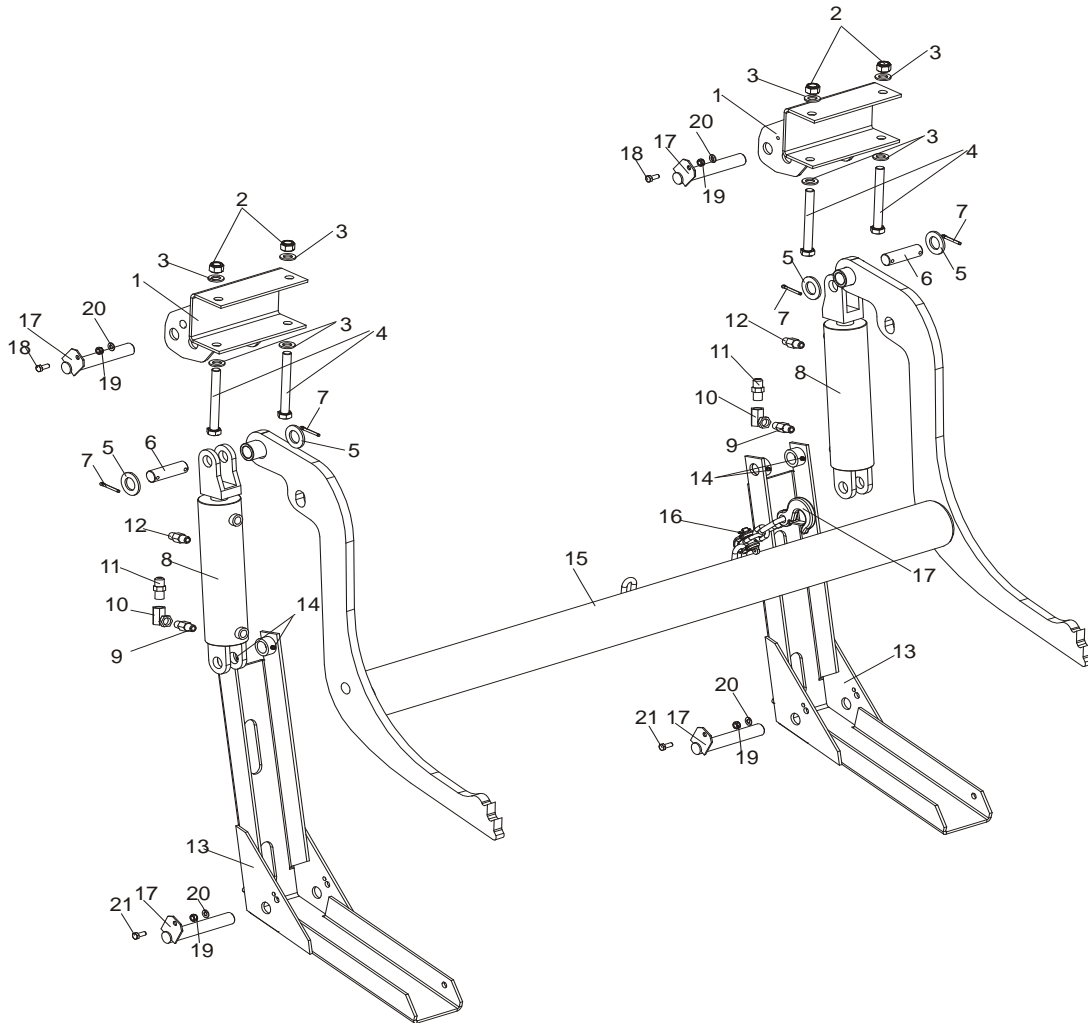
9.15 Hydraulic Log Loader, S/M Frame



REF.	DESCRIPTION (◆ indicates parts available in assemblies only)	PART #	QTY
	LOADER, 2-ARM HYDRAULIC LOG - COMPLETE	092863	1
1	BRACKET, HYDRAULIC LOG LOADER	087938-1	1
2	BOLT, M16X140-8.8 HEX HEAD ZINC	F81006-4	4
3	WASHER, 17 ZINC FLAT	F81058-1	8
4	NUT, M16-8 HEX NYLON ZINC LOCK	F81036-2	4
	CHANNEL, LOG LOADER FOOT - COMPLETE	090049	2
5	CHANNEL, LOG LOADER FOOT	090048-1	2
6	FITTING, 3/16X3/16 STRAIGHT GREASE	P04107	6
	LOADER, LOG - COMPLETE (9.5M FRAME)	090044	1
7	LOADER, LOG	090006-1	1
8	SHACKLE, M-D .63	086540	1
9	CHAIN, TIE DOWN ASSEMBLY	A04376	1
10	HOOK, 5/8 SAFTEY CHAIN	P12075	1
11	PIN WELDMENT, LOG LOADER PAINTED	W09446-1	4
12	BOLT, 5/16-18 X 3/4 SELF-TAPPING	F05015-30	4
	CYLINDER ASSY, LOG LOADING SUPER	015562	2
13	CYLINDER, CJ-S95-16-70/32/203 HYDRAULIC	088680	1
	GASKET, WM 70/32H178AU(088589)(088680)	589503-S	1
14	FITTING, 1/4NPT VELOCITY FUSE 5.0GPM	015750	2
15	FITTING, 1/4NPT-1/4JIC SWIVEL ELBOW	P12199	2
16	FITTING, 3/8" JIC - 1/4" NPT STRAIGHT	015560	4
17	PIN, HYDRAULIC CYLINDER ZINC-PLATED	086979-1	2

18	WASHER, 28 FLAT ZINC	F81061-1	4	
19	PIN, S-ZN 5X40 COTTER	F81043-31	4	
20	FITTING, 3/8 BARB TEE	015485	1	
21	CLAMP, 3/8 HOSE	016041	2	
22	BOLT, 5/16-18X1 HEX HEAD	F05006-1	1	
23	NUT, 5/16-18 NYLON LOCK HEX	F05010-58	1	

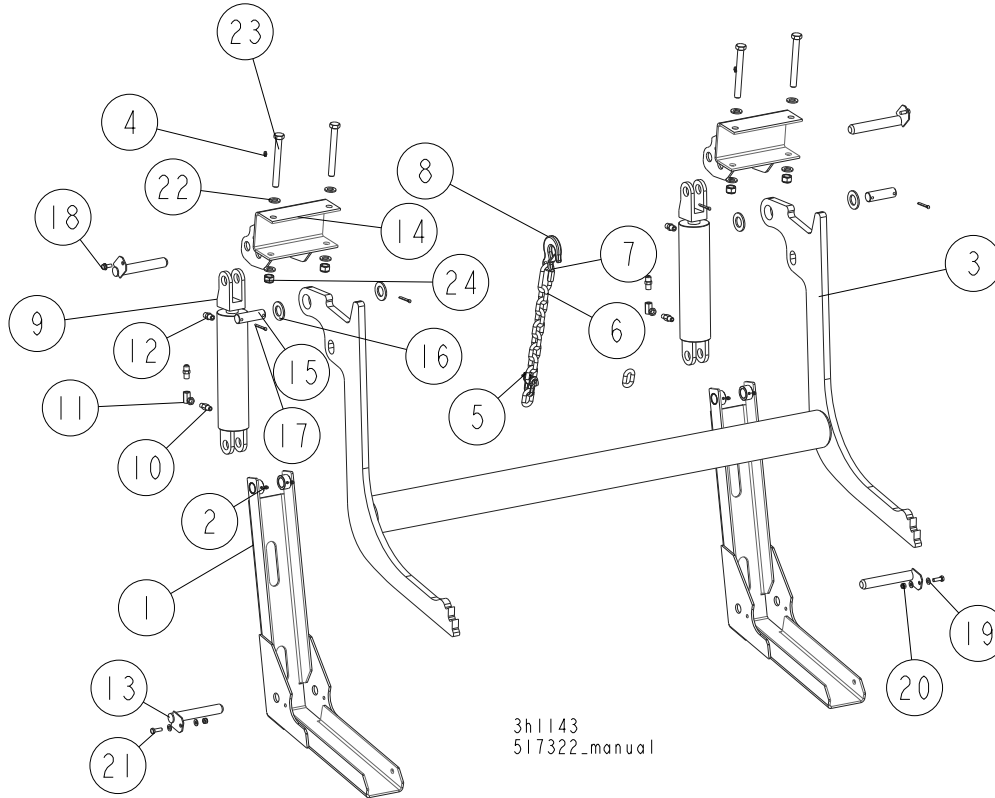
9.16 Hydraulic Log Loader for "M" Super Frames



REF.	DESCRIPTION (◆ indicates parts available in assemblies only)	PART #	QTY
	LOG LOADER, "M" SUPER FRAME	500750	1
1	BRACKET, LOG LOADER (M SUPER FRAME)	500747-1	2
2	NUT, M16-8 HEX NYLON ZINC LOCK	F81036-2	4
3	WASHER, 17 ZINC FLAT	F81058-1	8
4	BOLT, M16X140-8.8 HEX HEAD ZINC	F81006-4	4
5	WASHER, 28 FLAT ZINC	F81061-1	4
6	PIN, HYDRAULIC CYLINDER ZINC-PLATED	086979-1	2
7	PIN, S-ZN 5X40 COTTER	F81043-31	4
	CYLINDER ASSY, LOG LOADING SUPER	015562	2
8	CYLINDER, CJ-S95-16-70/32/203 HYDRAULIC	088680	1
	GASKET, WM 70/32H178AU(088589)(088680)	589503-S	1
9	FITTING, 1/4NPT VELOCITY FUSE 5.0GPM	015750	2
10	FITTING, 1/4NPT-1/4JIC SWIVEL ELBOW	P12199	2
11	FITTING, 3/8" JIC - 1/4" NPT STRAIGHT	015560	2
12	FITTING, 3/8" JIC - 1/4" NPT STRAIGHT	015560	2
	CHANNEL, LOG LOADER FOOT - COMPLETE	090049	2

13	CHANNEL, LOG LOADER FOOT	090048-1	2	
14	FITTING, 3/16X3/16 STRAIGHT GREASE	P04107	4	
	LOG LOADER ARM, ½M" SUPER FRAME	500758	1	
15	LOADER, LOG	090006-1	1	
16	SHACKLE, M-D .63	086540	1	
17	CHAIN W/HOOK	500756	1	
18	BOLT, 5/16-18 X 3/4 SELF-TAPPING	F05015-30	2	
19	WASHER, 8.4 FLAT ZINC	F81054-1	4	
20	NUT, M8-8-B HEX NYLON ZINC LOCK	F81032-2	4	
21	BOLT, M8x20-8.8-B HEX HEAD FULL THREAD ZINC	F81002-4	2	

9.17 Hydraulic Log Loader, Extended for "S", "M" and "M Super" Frames with 2.5 t. and 2.6 t. Trailer



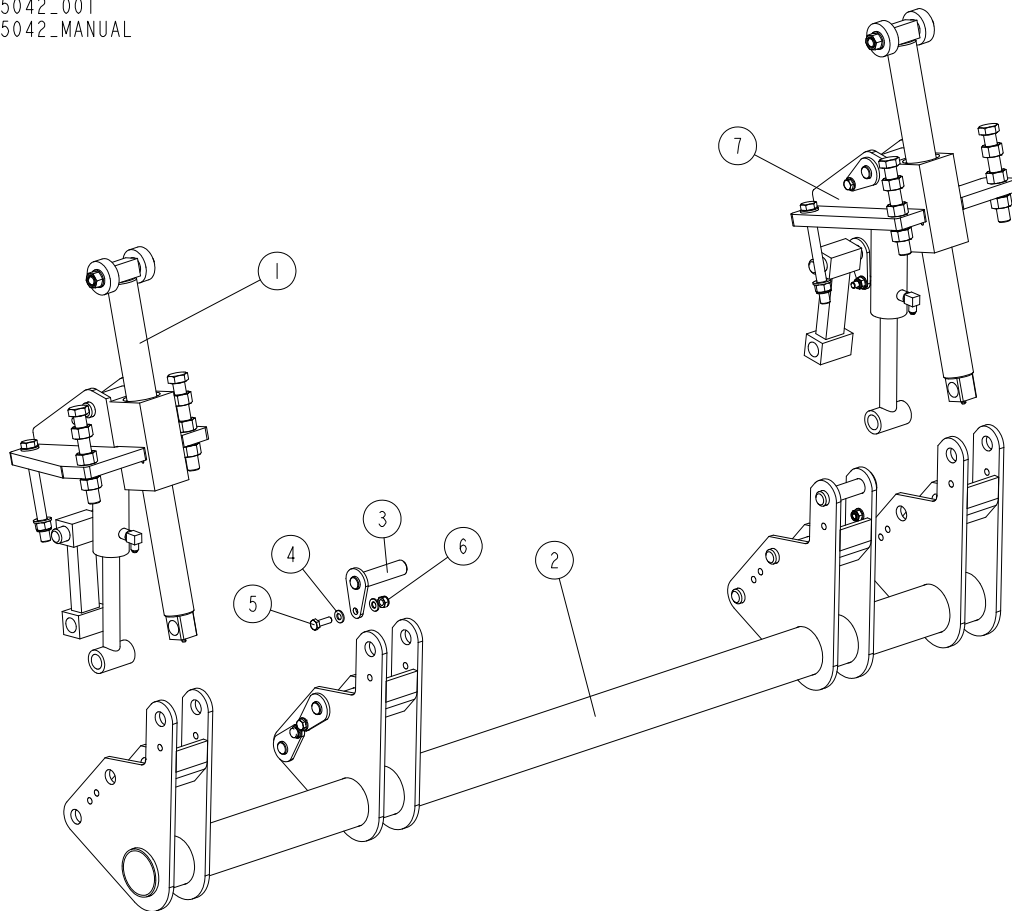
REF.	DESCRIPTION (◆ indicates parts available in assemblies only)	PART #	QTY
	LOG LOADER, "M" "S" SUPER FRAME, EXTENDE	517322	1
	LOG LOADER, EXTENDED, COMPLETE	517326	2
1	LOG LOADER, EXTENDED	517323-1	1
2	FITTING, 3/16X3/16 STRAIGHT GREASE	P04107	2
	LOG LOADER, EXTENDED - COMPLETE	517327	1
3	LOG LOADER, EXTENDED	517329-1	1
4	FITTING, 3/16X3/16 STRAIGHT GREASE	P04107	2
5	SHACKLE, M-D .63	086540	1
	CHAIN, TRANSPORT, EXTENDED LOG LOADER, COMPLETE	517332	1
6	CHAIN, LINKS N-10X35 8-LINK	517333-1	1
7	CARABINER 10	100767	1
8	HOOK, 5/8 SAFTEY CHAIN	P12075	1
	CYLINDER ASSY, LOG LOADING SUPER	015562	2
9	CYLINDER, CJ-S95-16-70/32/203 HYDRAULIC	088680	1
	GASKET, WM 70/32H178AU(088589)(088680)	589503-S	1
10	FITTING, 1/4NPT VELOCITY FUSE 5.0GPM	015750	1
11	FITTING, 1/4NPT-1/4JIC SWIVEL ELBOW	P12199	1
12	FITTING, 3/8" JIC - 1/4" NPT STRAIGHT	015560	2

Hydraulic Log Loader, Extended for "S", "M" and "M Super" Frames with 2.5 t. and 2.6 t. Trailer

REF.	DESCRIPTION (◆ indicates parts available in assemblies only)	PART #	QTY	
13	PIN WELDMENT, LOADER	099127-1	4	
14	BRACKET, LOG LOADER, FRAME S/M/SUPER	500747-70	2	
15	PIN, HYDRAULIC CYLINDER ZINC-PLATED	086979-1	2	
16	WASHER, 28 FLAT ZINC	F81061-1	4	
17	PIN, S-ZN 5X40 COTTER	F81043-31	4	
18	BOLT, 5/16-18 X 3/4 SELF-TAPPING	F05015-30	2	
19	WASHER, 8.4 FLAT ZINC	F81054-1	4	
20	NUT, M8-8-B HEX NYLON ZINC LOCK	F81032-2	2	
21	BOLT, M8X25-8.8-B HEX HEAD FULL THREAD ZINC	F81002-5	2	
22	WASHER, 17 ZINC FLAT	F81058-1	8	
23	BOLT, M16X140-8.8 HEX HEAD ZINC	F81006-4	4	
24	NUT, M16-8 HEX NYLON ZINC LOCK	F81036-2	4	

9.18 Hydraulic Log Side Supports (for Stationary Sawmills)

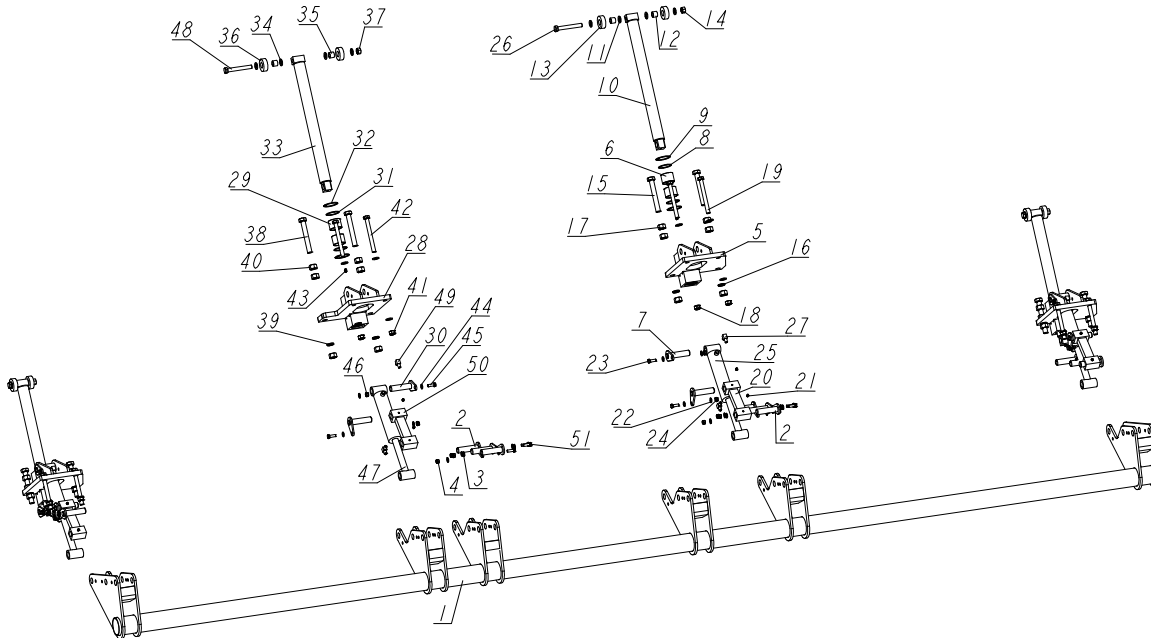
525042_001
525042_MANUAL



REF.	DESCRIPTION (◆ indicates parts available in assemblies only)	PART #	QTY
-	SUPPORT ASSEMBLY, LOG SIDE (FOR STATIONARY FRAMES)	525042	1
1	SUPPORT, STATIONARY VERTICAL LOG SIDE See Section 9.23	508957	1
2	ROD WELDMENT, VERTICAL SIDE SUPPORT MOUNT	525041-1	1
3	PIN WELDMENT, VERTICAL SIDE SUPPORT ZINC	091197-1	6
4	WASHER, 10.5 FLAT ZINC	F81055-1	12
5	BOLT, M10X30-5.8-HEX HEAD FULL THREAD ZINC	F81003-2	6
6	NUT M10 ZC 8 NYLOCK DIN 982 ISO 7040	F81033-1	6
7	SUPPORT, VERTICAL LOG SIDE (FOR STATIONARY FRAMES) See Section 9.23	508960	1

9.19 Vertical Side Support Kit - L-type frame

503567_001
503567_MANUAL



REF.	DESCRIPTION (◆ indicates parts available in assemblies only)	PART #	QTY
-	SUPPORT KIT, SPECIAL VERTICAL SIDE (L)	503567	1
1	MOUNT WELDMENT, VERTICAL SIDE SUPPORT L-TYPE FRAME	500001-1	1
2	PIN WELDMENT, VERTICAL SIDE SUPPORT ZINC	091197-1	12
3	WASHER, 10.5 FLAT ZINC	F81055-1	24
4	NUT M10 ZC 8 NYLOCK DIN 982 ISO 7040	F81033-1	12
-	SUPPORT, STATIONARY VERTICAL LOG SIDE	508957	3
5	MOUNT WELDMENT, LT70/300 VERTICAL SIDE SUPPORT	508958-1	1
6	BUSHING, 5040BS SELF-LUBRICATING	088660	2
7	PIN WELDMENT, VERTICAL SIDE SUPPORT ZINC	091197-1	2
8	RING, LT70/300 VERTICAL SIDE SUPPORT ZIN	094004-1	2
9	RING, 62W INSIDE RETAINING	F81090-1	2
10	ROD WELDMENT, WM3000 VERT.SIDE SUPPORT	508971-1	1
11	WASHER, 17 ZINC FLAT	F81058-1	8
12	BUSHING, LT70/300 VERTICAL SIDE SUPPORT	094012	2
13	ROLLER, LT70/300 VERTIC.SIDE SUPPORT ZINC	094013-1	2
14	NUT, 5/8-11 HEX	F81036-1	1
15	BOLT, M20X150 8.8 FE/ZN5 ISO 4017	F81007-3	2
16	WASHER, 20.5 SPLIT LOCK ZINC	F81059-1	2
17	NUT, M20-8- HEX ZINC	F81037-1	6
18	NUT, M16-8 HEX NYLON ZINC LOCK	F81036-2	2
19	BOLT, M16X160-8.8 HEX HEAD ZINC	F81006-20	2
20	LINK WELDMENT, VERTICAL SIDE SUPPORT	094016-1	1
21	GREASE, M6 TYPE A FITTING	086280	3
22	WASHER, 10.5 FLAT ZINC	F81055-1	4

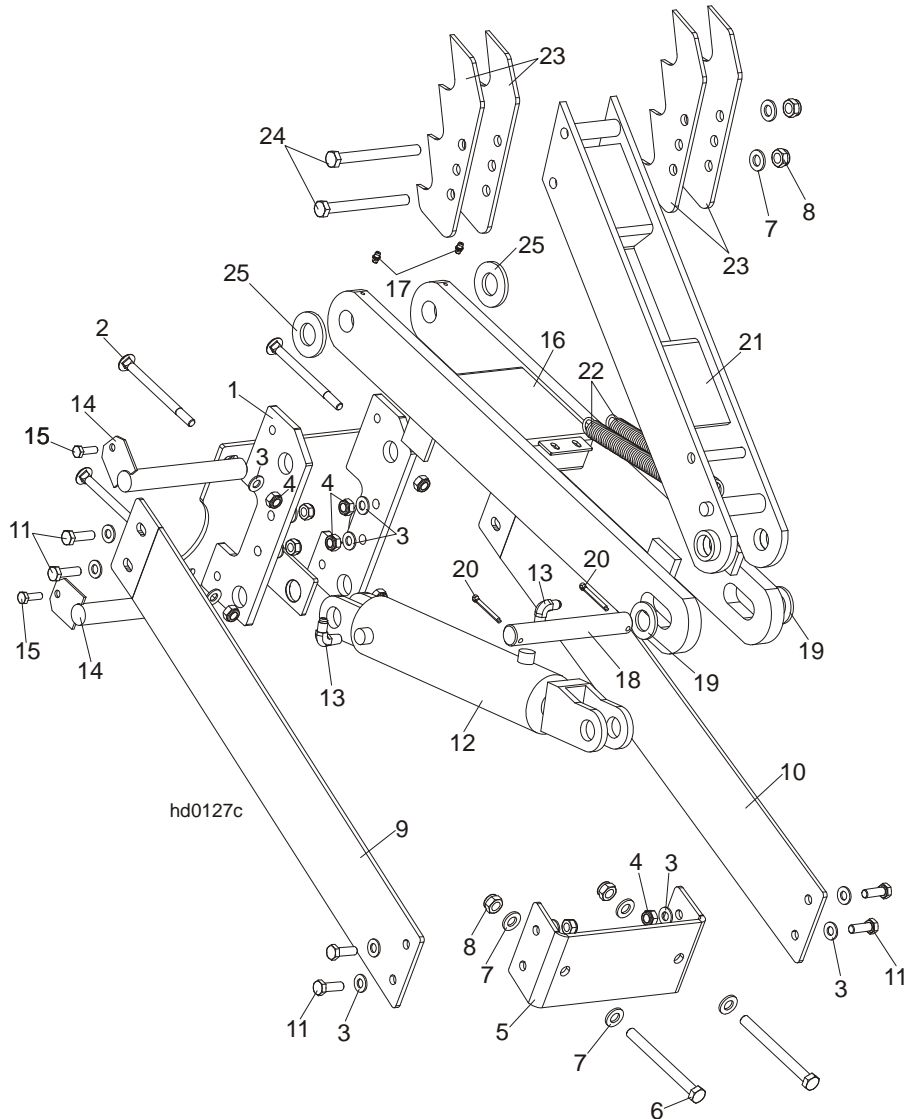


HYDRAULIC SYSTEM

Vertical Side Support Kit - L-type frame

REF.	DESCRIPTION (◆ indicates parts available in assemblies only)	PART #	QTY	
23	BOLT, M10X30-5.8-HEX HEAD FULL THREAD ZINC	F81003-2	2	
24	NUT M10 ZC 8 NYLOCK DIN 982 ISO 7040	F81033-1	2	
25	CYLINDER, 28/150 1/4 NPT PORT HYDRAULIC	094002	1	
26	BOLT, ISO 24014 M16X120_8.8 A2E	F81006-25	1	
27	FITTING, 3/8JIC-1/4NPT 90L	015491	2	
-	SUPPORT, VERTICAL LOG SIDE (FOR STATIONARY FRAMES)	508960	1	
28	MOUNT WELDMENT, VERTICAL SUPPORT GUIDE	508961-1	1	
29	BUSHING, 5040BS SELF-LUBRICATING	088660	2	
30	PIN WELDMENT, VERTICAL SIDE SUPPORT ZINC	091197-1	2	
31	RING, LT70/300 VERTICAL SIDE SUPPORT ZINC	094004-1	2	
32	RING, 62W INSIDE RETAINING	F81090-1	2	
33	ROD WELDMENT, WM3000 VERT.SIDE SUPPORT	508971-1	1	
34	WASHER, 17 ZINC FLAT	F81058-1	8	
35	BUSHING, LT70/300 VERTICAL SIDE SUPPORT	094012	2	
36	ROLLER, LT70/300 VERTIC.SIDE SUPPORT ZINC	094013-1	2	
37	NUT, 5/8-11 HEX	F81036-1	1	
38	BOLT, M20X150 8.8 FE/ZN5 ISO 4017	F81007-3	2	
39	WASHER, 20.5 SPLIT LOCK ZINC	F81059-1	2	
40	NUT, M20-8- HEX ZINC	F81037-1	6	
41	NUT, M16-8 HEX NYLON ZINC LOCK	F81036-2	2	
42	BOLT, M16X160-8.8 HEX HEAD ZINC	F81006-20	2	
43	GREASE, M6 TYP A FITTING	086280	3	
44	WASHER, 10.5 FLAT ZINC	F81055-1	4	
45	BOLT, M10X30-5.8-HEX HEAD FULL THREAD ZINC	F81003-2	2	
46	NUT M10 ZC 8 NYLOCK DIN 982 ISO 7040	F81033-1	2	
47	CYLINDER, 28/150 1/4 NPT PORT HYDRAULIC	094002	1	
48	BOLT, ISO 24014 M16X120_8.8 A2E	F81006-25	1	
49	FITTING, 3/8JIC-1/4NPT 90L	015491	2	
50	LINK WELDMENT, VERTICAL SIDE SUPPORT	094016-1	1	
51	BOLT, DIN 933-M10X30 8.8-A2E	F81003-111	12	

9.20 Hydraulic Log Turner



REF.	DESCRIPTION (◆ indicates parts available in assemblies only)	PART #	QTY
	HYDRAULIC LOG TURNER, 9.5 M - COMPLETE	088073	1
	HYDRAULIC LOG TURNER, HYDRAULIC STANDARD	088073-HP	1
1	BRACKET, HYDRAULIC LOG TURNER	088710-1	1
2	BOLT, M10X120 8.8 CARRIAGE ZINC	F81003-33	4
3	WASHER, 10.5 FLAT ZINC	F81055-1	20
4	NUT M10 ZC 8 NYLOCK DIN 982 ISO 7040	F81033-1	12
5	BRACKET, HYDRAULIC LOG TURNER FRONT	091046-1	1
6	BOLT, M12X130-8.8-HEX HEAD ZINC	F81004-36	2
7	WASHER 13 ZC DIN 126 ISO 7091	F81056-1	6
8	NUT M12 ZC 8 NYLOCK DIN 982 ISO 7040	F81034-2	4
9	PLATE, SHORT LOG TURNER LEFT BRACE	094364-1	1
10	PLATE, SHORT LOG TURNER RIGHT BRACE	094365-1	1
11	BOLT, M10X30-5.8-HEX HEAD FULL THREAD ZINC	F81003-2	8
	CYLINDER, LOG TURNER HYDRAULIC	015563 ¹	1



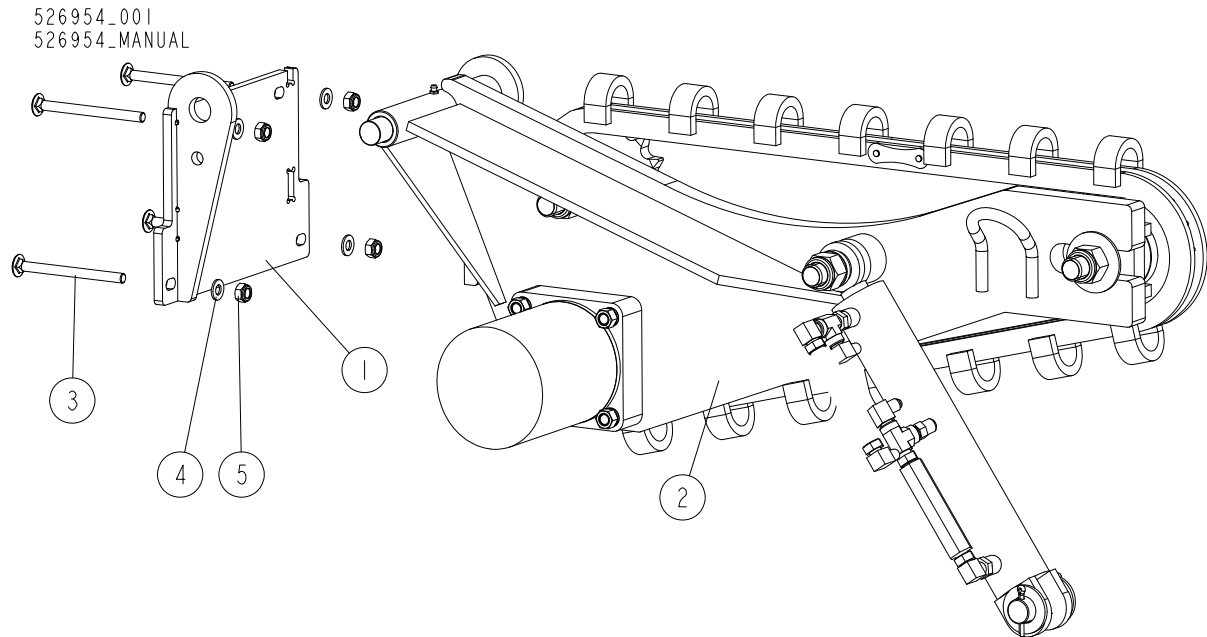
HYDRAULIC SYSTEM

Hydraulic Log Turner

12	CYLINDER, CJ-S305-16-63/28/203 HYDRAULIC	088679	1	
	GASKET, WM 70/32H178AU(088589)(088680)	589503-S	1	
13	FITTING, 1/4NPTX1/4JIC MALE ELBOW	P09142	2	
14	PIN, LOG TURNER MOUNT ZINC-PL.	088667-1	2	
15	BOLT, M8X25-8.8-B HEX HEAD FULL THREAD ZINC	F81002-5	2	
16	ARM, HYDRAULIC LOG TURNER LINK	088060-1	1	
17	GREASE, M6 TYP A FITTING	086280	2	
18	PIN, 25 X 185	088664	1	
19	WASHER, 25 FLAT ZINC	F81061-3	2	
20	PIN, S-ZN 5X40 COTTER	F81043-31	2	
21	ARM, HYDRAULIC LOG TURNER PAINTED	088067-1	1	
22	SPRING, 1 1/16X8X.135 DIA.	015718	2	
23	CLAW, HYDRAULIC LOG TURNER	088082-1	4	
24	BOLT, M12X130-8.8-HEX HEAD ZINC	F81004-36	2	
25	WASHER, GTM-2644-015	093359	2	

¹ For 088073-HP Cylinder Assembly - 555239

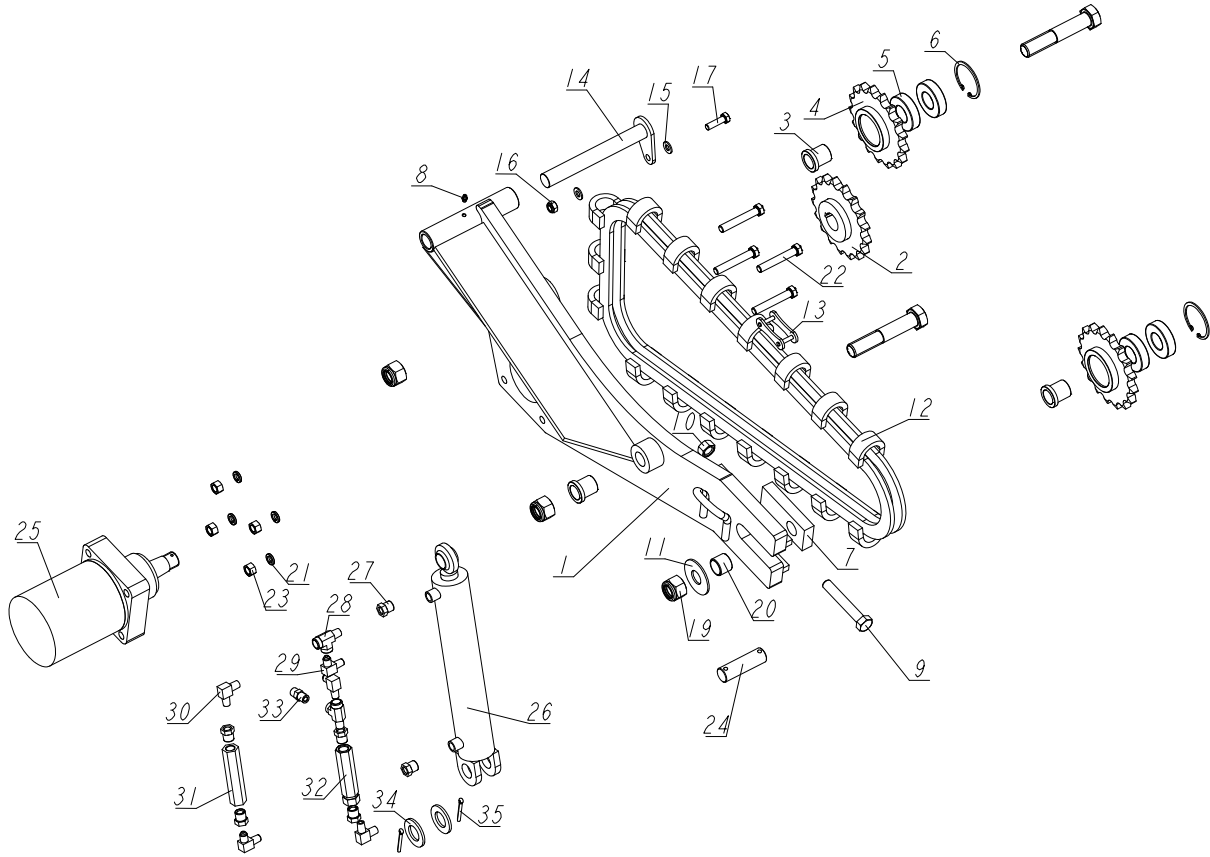
9.21 Chain Log Turner with Bracket



REF.	DESCRIPTION (◆ indicates parts available in assemblies only)	PART #	QTY
-	TURNER, CHAIN LOG W/MOUNT BRACKET	526954	1
1	BRACKET, CHAIN LOG TURNER MOUNT	526952-1	1
2	CHAIN LOG TURNER - COMPLETE See Section 9.22	505614	1
3	BOLT, M10X125 8.8 CARRIAGE ZINC	F81003-34	4
4	WASHER, 10.5 FLAT ZINC	F81055-1	4
5	NUT M10 ZC 8 NYLOCK DIN 982 ISO 7040	F81033-1	4

9.22 Chain Log Turner

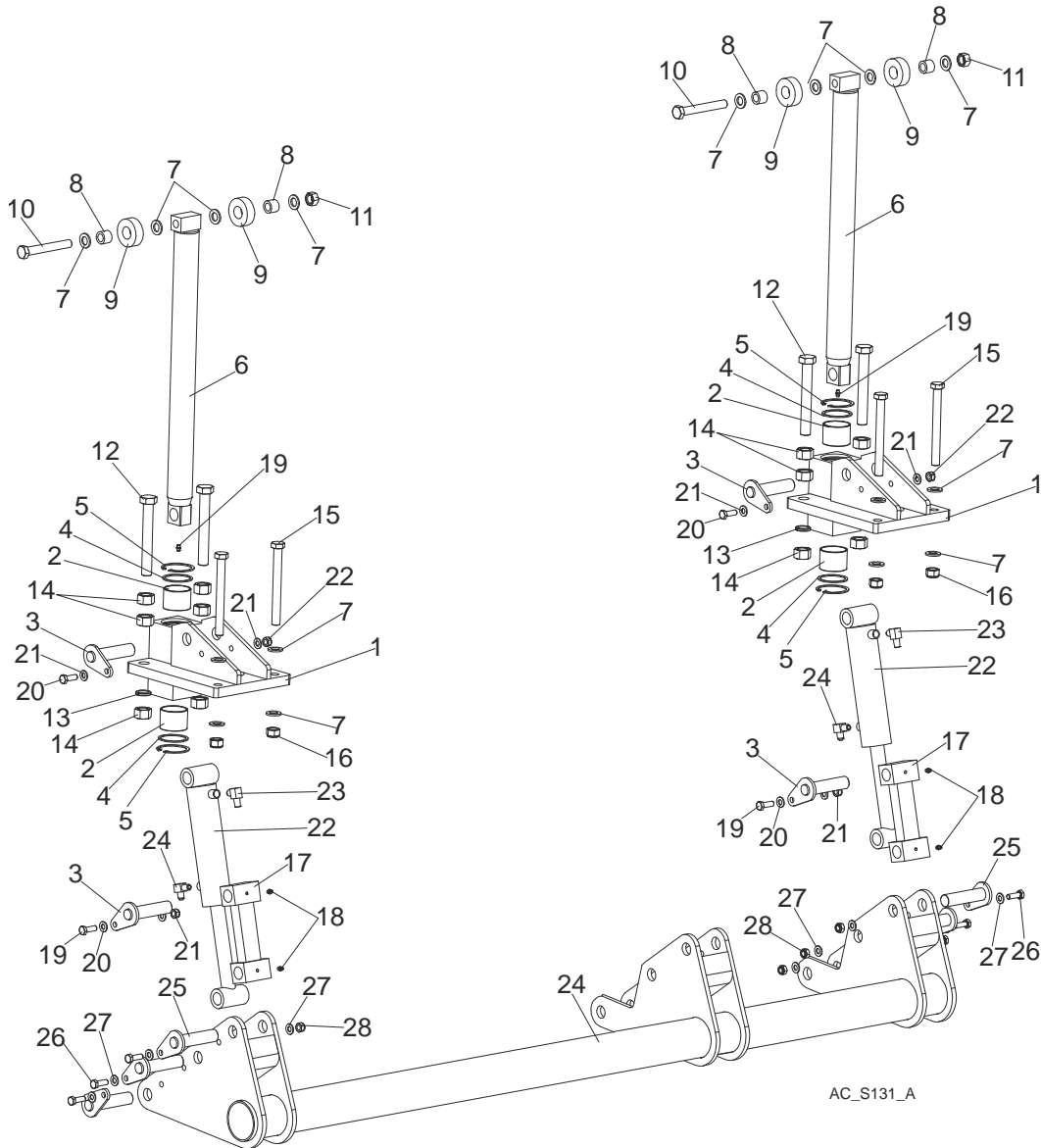
505614_001_A
505614_MANUAL



REF	DESCRIPTION (◆ indicates parts available in assemblies only)	PART #	QTY
-	CHAIN LOG TURNER - COMPLETE	505614	1
-	CHAIN LOG TURNER - COMPLETE	095660-1	1
-	CHAIN TURNER - METRIC	095660	1
1	PLATE WELDMENT, CHAIN LOG TURNER	095662-1	1
2	SPROCKET, CHAIN TURNER	092339	1
3	BUSHING, CHAIN TURNER	095663-1	3
-	SPROCKET, CHAIN TURNER - COMPLETE	092399	2
4	SPROCKET W/HUB	093290	1
5	BEARING, 6206 25 IN IDLER	093292	2
6	RING, 62W INSIDE RETAINING	F81090-1	1
7	PLATE, CHAIN TENSION	095664-1	1
8	GREASE, M6 TYP A FITTING	086280	1
9	BOLT, M16X100-8.8 HEX HEAD FULL THREAD ZINC	F81006-2	1
10	NUT, 5/8-11 HEX	F81036-1	1
11	WASHER, 25 X 63 ZINC-PLATED	088585-1	1
12	CHAIN, LOG TURNER	093423	1
13	LINK, MASTER (CHAIN NO. 093423)	093427	1
14	PIN WELDMENT, TURNER MOUNT - COMPLETE	095666-1	1
15	WASHER, 10.5 FLAT ZINC	F81055-1	2
16	NUT M10 ZC 8 NYLOCK DIN 982 ISO 7040	F81033-1	1

REF	DESCRIPTION (◆ indicates parts available in assemblies only)	PART #	QTY	
17	BOLT, M10X35-8.8 HEX HEAD FULL THREAD ZINC	F81003-17	1	
18	BOLT, M24X120-8.8 HEX HEAD	F81009-4	3	
19	NUT, M24-8-A HEX NYLON ZINC LOCK	F81039-8	3	
20	BUSHING, CHAIN LOG TURNER	095643-1	1	
21	WASHER, 12.2 SPLIT LOCK	F81056-2	4	
22	BOLT, M12 X 75-8.8 HEX HEAD ZINC	F81004-21	4	
23	NUT M12 ZC 8 DIN 934	F81034-1	4	
24	PIN, HYDRAULIC CYLINDER ZINC-PLATED	086979-1	1	
25	MOTOR, TG0475US080AABP HYDRAULIC	007331	1	
-	CYLINDER W/VALVE & FITTINGS	515892	1	
26	CYLINDER, 2X10 ROD END WELDED 16"	034267	1	
27	FITTING, 3/8" NPT X 1/4" NPT REDUCER	015490	6	
28	FITTING, C3759X4 MALE	P09141	2	
29	FITTING, 3/8JIC-1/4NPT 90L	015491	3	
30	FITTING, #C3529X4 90 ELBOW	P09140	2	
31	VALVE, SIDE SUPPORT SEQUENCE	015484	1	
32	RELIEF VALVE 49005-1000	557900	1	
33	FITTING, 3/8" JIC - 1/4" NPT STRAIGHT	015560	1	
34	WASHER, 28 FLAT ZINC	F81061-1	2	
35	PIN, S-ZN 5X40 COTTER	F81043-31	2	

9.23 Hydraulic Log Side Supports (for Stationary Sawmills)

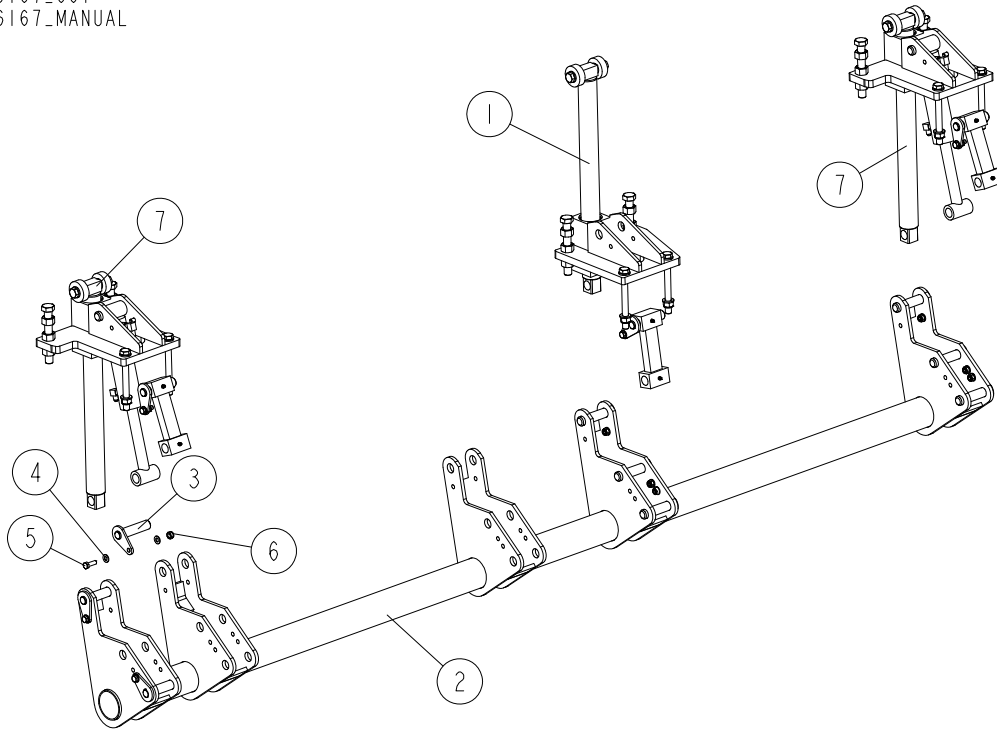


REF.	DESCRIPTION (◆ indicates parts available in assemblies only)	PART #	QTY
	SUPPORT, AHS/DHS STATIONARY VERTICAL SIDE COMPLETE	519258	1
	SUPPORT, STATIONARY VERTICAL LOG SIDE	508957	2
1	MOUNT WELDMENT, LT70/300 VERTICAL SIDE SUPPORT UPPER	508958-1	1
2	BUSHING, 5040BS SELF-LUBRICATING	088660	2
3	PIN WELDMENT, VERTICAL SIDE SUPPORT ZINC-PLATED	091197-1	2
4	RING, LT70/300 VERTICAL SIDE SUPPORT ZINC-PLATED	094004-1	2
5	RING, 62W INSIDE RETAINING	F81090-1	2
6	ROD WELDMENT, LT70/300 VERTICAL SIDE SUPPORT COMPLETE	094011-1	1
7	WASHER, 17 ZINC FLAT	F81058-1	12
8	BUSHING, LT70/300 VERTICAL SIDE SUPPORT	094012	2
9	ROLLER, LT70/300 VERTICAL SIDE SUPPORT ZINC	094013-1	2
10	BOLT, ISO 24014 M16X120_8.8 A2E	F81006-25	1
11	NUT, 5/8-11 HEX	F81036-1	1

12	BOLT, M20X150 8.8 FE/ZN5 ISO 4017	F81007-3	2	
13	WASHER, 20.5 SPLIT LOCK ZINC	F81059-1	2	
14	NUT, M20-8- HEX ZINC	F81037-1	6	
15	BOLT, M16X160-8.8 HEX HEAD ZINC	F81006-20	2	
16	NUT, M16-8 HEX NYLON ZINC LOCK	F81036-2	2	
17	LINK WELDMENT, VERTICAL SIDE SUPPORT	094016-1	1	
18	GREASE, M6 TYP A FITTING	086280	3	
19	BOLT, M10X30-5.8-HEX HEAD FULL THREAD ZINC	F81003-2	2	
20	WASHER, 10.5 FLAT ZINC	F81055-1	4	
21	NUT M10 ZC 8 NYLOCK DIN 982 ISO 7040	F81033-1	2	
22	CYLINDER, 28/150 1/4 NPT PORT HYDRAULIC	094002	1	
23	FITTING, 3/8JIC-1/4NPT 90L	015491	2	
24	MOUNT WELDMENT, AHS/DHS VERTICAL SIDE SUPPORT LOWER	519257-1	1	
25	PIN WELDMENT, VERTICAL SIDE SUPPORT ZINC-PLATED	091197-1	6	
26	BOLT, M10X30-5.8-HEX HEAD FULL THREAD ZINC	F81003-2	6	
27	WASHER, 10.5 FLAT ZINC	F81055-1	12	
28	NUT M10 ZC 8 NYLOCK DIN 982 ISO 7040	F81033-1	6	

9.24 Hydraulic Log Side Supports (for Stationary Sawmills)

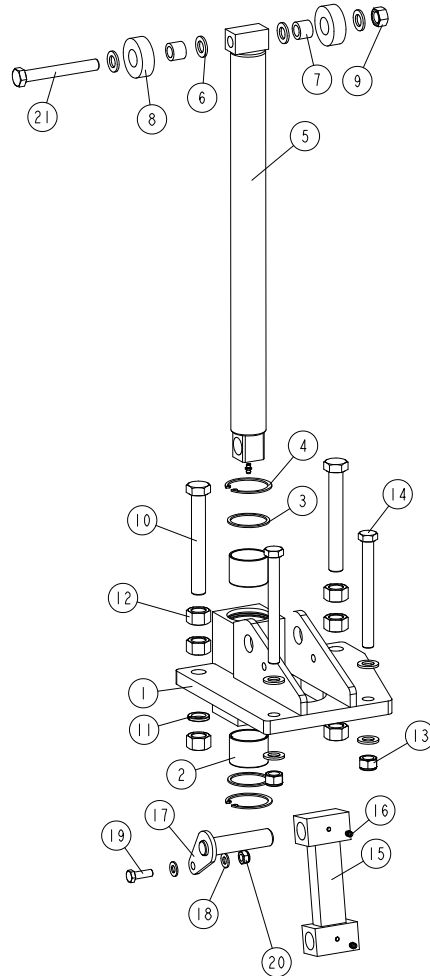
526167_001
526167_MANUAL



REF.	DESCRIPTION (◆ indicates parts available in assemblies only)	PART #	QTY
-	SUPPORT SET, LOG SIDE (OPTION FOR STATIONARY FRAMES)	526167	1
1	SUPPORT, VERTICAL LOG SIDE W/O CYLINDER	536172	1
2	ROD WELDMENT, VERTICAL SIDE SUPPORT MOUNT	526166-1	1
3	PIN WELDMENT, VERTICAL SIDE SUPPORT ZINC	091197-1	9
4	WASHER, 10.5 FLAT ZINC	F81055-1	18
5	BOLT, DIN 933-M10X30 8.8-A2E	F81003-111	9
6	NUT M10 ZC 8 NYLOCK DIN 982 ISO 7040	F81033-1	9
7	SUPPORT, VERTICAL LOG SIDE (FOR STATIONARY FRAMES)	508960	2

9.25 Vertical Side Support for Stationary Frames

536172_001
536172_MANUAL



REF.	DESCRIPTION (◆ indicates parts available in assemblies only)	PART #	QTY
-	SUPPORT, VERTICAL LOG SIDE W/O CYLINDER	536172	1
1	MOUNT WELDMENT, LT70/300 VERTICAL SIDE SUPPORT	508958-1	1
2	BUSHING, 5040BS SELF-LUBRICATING	088660	2
3	RING, LT70/300 VERTICAL SIDE SUPPORT ZINC	094004-1	2
4	RING, 62W INSIDE RETAINING	F81090-1	2
5	ROD WELDMENT, WM3000 VERT.SIDE SUPPORT	508971-1	1
6	WASHER, 17 ZINC FLAT	F81058-1	8
7	BUSHING, LT70/300 VERTICAL SIDE SUPPORT	094012	2
8	ROLLER, LT70/300 VERTIC.SIDE SUPPORT ZINC	094013-1	2
9	NUT, 5/8-11 HEX	F81036-1	1
10	BOLT, M20X150 8.8 FE/ZN5 ISO 4017	F81007-3	2
11	WASHER, 20.5 SPLIT LOCK ZINC	F81059-1	2
12	NUT, M20-8- HEX ZINC	F81037-1	6
13	NUT, M16-8 HEX NYLON ZINC LOCK	F81036-2	2
14	BOLT, M16X160-8.8 HEX HEAD ZINC	F81006-20	2
15	LINK WELDMENT, VERTICAL SIDE SUPPORT	094016-1	1
16	GREASE, M6 TYPE A FITTING	086280	3
17	PIN WELDMENT, VERTICAL SIDE SUPPORT ZINC	091197-1	1



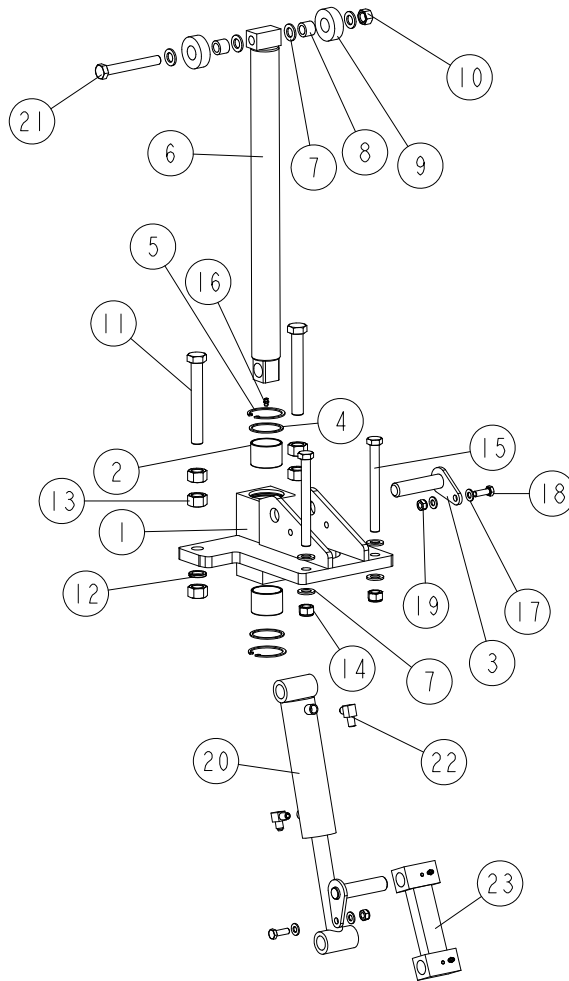
HYDRAULIC SYSTEM

Vertical Side Support for Stationary Frames

REF.	DESCRIPTION (◆ indicates parts available in assemblies only)	PART #	QTY	
18	WASHER, 10.5 FLAT ZINC	F81055-1	2	
19	BOLT, M10X30-5.8-HEX HEAD FULL THREAD ZINC	F81003-2	1	
20	NUT M10 ZC 8 NYLOCK DIN 982 ISO 7040	F81033-1	1	
21	BOLT, ISO 24014 M16X120_8.8 A2E	F81006-25	1	

9.26 Vertical Side Support (for Stationary Frames)

508960_001
508960_MANUAL



REF.	DESCRIPTION (◆ indicates parts available in assemblies only)	PART #	QTY
-	SUPPORT, VERTICAL LOG SIDE (FOR STATIONA	508960	1
-	SUPPORT, STATIONARY VERTICAL LOG SIDE	508957	1
1	MOUNT WELDMENT, VERTICAL SUPPORT GUIDE - LEFT	508961-1 ¹	1
	MOUNT WELDMENT, LT70/300 VERTICAL SIDE SUPPORT	508958-1 ²	1
2	BUSHING, 5040BS SELF-LUBRICATING	088660	2
3	PIN WELDMENT, VERTICAL SIDE SUPPORT ZINC	091197-1	2
4	RING, LT70/300 VERTICAL SIDE SUPPORT ZIN	094004-1	2
5	RING, 62W INSIDE RETAINING	F81090-1	2
6	ROD WELDMENT, WM3000 VERT.SIDE SUPPORT	508971-1	1
7	WASHER, 17 ZINC FLAT	F81058-1	8
8	BUSHING, LT70/300 VERICAL SIDE SUPPORT	094012	2
9	ROLLER, LT70/300 VERTIC.SIDE SUPPORT ZINC	094013-1	2
10	NUT, 5/8-11 HEX	F81036-1	1
11	BOLT, M20X150 8.8 FE/ZN5 ISO 4017	F81007-3	2
12	WASHER, 20.5 SPLIT LOCK ZINC	F81059-1	2
13	NUT, M20-8 HEX ZINC	F81037-1	6
14	NUT, M16-8 HEX NYLON ZINC LOCK	F81036-2	2
15	BOLT, M16X160-8.8 HEX HEAD ZINC	F81006-20	2



HYDRAULIC SYSTEM

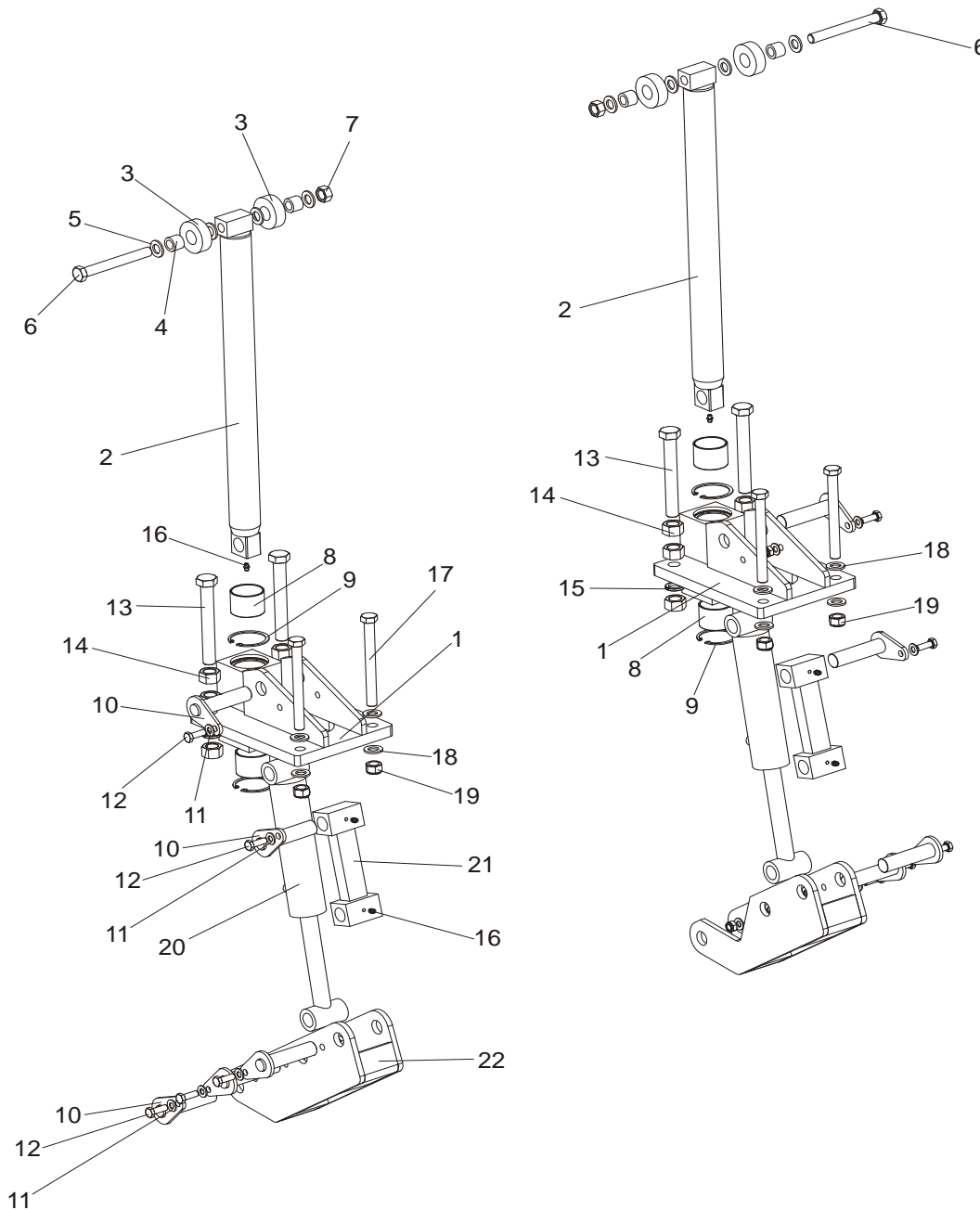
Vertical Side Support (for Stationary Frames)

REF.	DESCRIPTION (◆ indicates parts available in assemblies only)	PART #	QTY	
16	GREASE, M6 TYP A FITTING	086280	3	
17	WASHER, 10.5 FLAT ZINC	F81055-1	4	
18	BOLT, M10X30-5.8-HEX HEAD FULL THREAD ZINC	F81003-2	2	
19	NUT M10 ZC 8 NYLOCK DIN 982 ISO 7040	F81033-1	2	
20	CYLINDER, 28/150 1/4 NPT PORT HYDRAULIC	094002	1	
21	BOLT, ISO 24014 M16X120_8.8 A2E	F81006-25	1	
22	FITTING, 3/8JIC-1/4NPT 90L	015491	2	
23	LINK WELDMENT, VERTICAL SIDE SUPPORT	094016-1	1	

¹ Included in assy No. 508960

² Included in assy No. 508957

9.27 Hydraulic Log Side Supports (for Mobile Sawmills)



REF.	DESCRIPTION (◆ indicates parts available in assemblies only)	PART #	QTY
	SUPPORT, LT70/300 VERTICAL LOG SIDE (2)	094388	
1	MOUNT WELDMENT, LT70/300 VERTICAL SIDE SUPPORT UPPER	508958-1	1
2	ROD WELDMENT, LT70/300 VERTICAL SIDE SUPPORT COMPLETE	094011-1	1
3	ROLLER, LT70/300 VERTIC.SIDE SUPPORT ZINC	094013-1	2
4	BUSHING, LT70/300 VERICAL SIDE SUPPORT	094012	2
5	WASHER, 17 ZINC FLAT	F81058-1	4
6	BOLT, M16X140-8.8 HEX HEAD ZINC	F81006-4	1
7	NUT, 5/8-11 HEX	F81036-1	1
8	BUSHING, 5040BS SELF-LUBRICATING	088660	1
9	RING, 62W INSIDE RETAINING	F81090-1	2



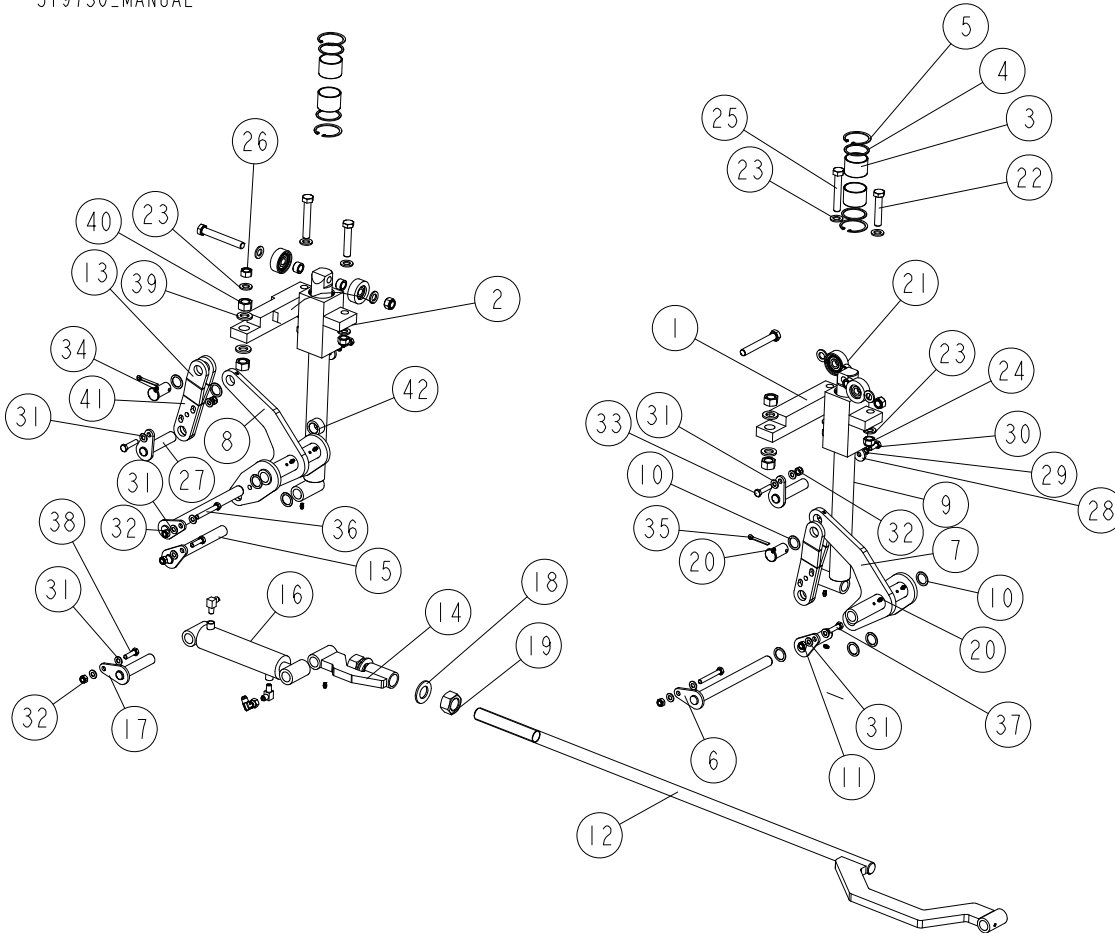
HYDRAULIC SYSTEM

Hydraulic Log Side Supports (for Mobile Sawmills)

10	PIN WELDMENT, VERTICAL SIDE SUPPORT ZINC-PLATED	091197-1	5	
11	WASHER, 10.5 FLAT ZINC	F81055-1	5	
12	BOLT, M10X30-5.8-HEX HEAD FULL THREAD ZINC	F81003-2	5	
13	BOLT, M20X150 8.8 FE/ZN5 ISO 4017	F81007-3	2	
14	NUT, M20-8- HEX ZINC	F81037-1	6	
15	WASHER, 20.5 SPLIT LOCK ZINC	F81059-1	2	
16	GREASE, M6 TYP A FITTING	086280	2	
17	BOLT, M16X160-8.8 HEX HEAD ZINC	F81006-20	2	
18	WASHER, 17 ZINC FLAT	F81058-1	4	
19	NUT, M16-8 HEX NYLON ZINC LOCK	F81036-2	2	
20	CYLINDER, 28/150 1/4 NPT PORT HYDRAULIC	094002	1	
21	LINK WELDMENT, VERTICAL SIDE SUPPORT	094016-1	1	
22	MOUNT WELDMENT, LT70/300 VERTICAL SIDE SUPPORT	094387-1	1	
	SUPPORT, LT70/300 VERTICAL LOG SIDE	094010		
1	MOUNT WELDMENT, LT70/300 VERTICAL SIDE SUPPORT UPPER	508958-1	1	
2	ROD WELDMENT, LT70/300 VERTICAL SIDE SUPPORT COMPLETE	094011-1	1	
3	ROLLER, LT70/300 VERTIC.SIDE SUPPORT ZINC	094013-1	2	
4	BUSHING, LT70/300 VERTICAL SIDE SUPPORT	094012	2	
5	WASHER, 17 ZINC FLAT	F81058-1	4	
6	BOLT, M16X140-8.8 HEX HEAD ZINC	F81006-4	1	
7	NUT, 5/8-11 HEX	F81036-1	1	
8	BUSHING, 5040BS SELF-LUBRICATING	088660	1	
9	RING, 62W INSIDE RETAINING	F81090-1	2	
10	PIN WELDMENT, VERTICAL SIDE SUPPORT ZINC-PLATED	091197-1	5	
11	WASHER, 10.5 FLAT ZINC	F81055-1	5	
12	BOLT, M10X30-5.8-HEX HEAD FULL THREAD ZINC	F81003-2	5	
13	BOLT, M20X150 8.8 FE/ZN5 ISO 4017	F81007-3	2	
14	NUT, M20-8- HEX ZINC	F81037-1	6	
15	WASHER, 20.5 SPLIT LOCK ZINC	F81059-1	2	
16	GREASE, M6 TYP A FITTING	086280	2	
17	BOLT, M16X160-8.8 HEX HEAD ZINC	F81006-20	2	
18	WASHER, 17 ZINC FLAT	F81058-1	4	
19	NUT, M16-8 HEX NYLON ZINC LOCK	F81036-2	2	
20	CYLINDER, 28/150 1/4 NPT PORT HYDRAULIC	094002	1	
21	LINK WELDMENT, VERTICAL SIDE SUPPORT	094016-1	1	
22	MOUNT WELDMENT, LT70/300 VERTICAL SIDE SUPPORT LOWER	094387-1	1	

9.28 Hydraulic Log Side Supports (for Mobile Sawmills)

519730_001_B
519730_MANUAL



REF.	DESCRIPTION (◆ indicates parts available in assemblies only)	PART #	QTY
-	VERTICAL SIDE SUPPORTS, M-SUPER	519730	1
-	VERTICAL SIDE SUPPORTS, M-STANDARD PLUS	519730-HP	1
1	BLOCK WELDMENT, LX450 SIDE SUPPORT GUIDE	519034-1	1
2	BLOCK WELDMENT, VERTICAL SIDE SUPPORT GUIDE	545581-1	1
3	BUSHING, 5040BS SELF-LUBRICATING	088660	4
4	RING, LT70/300 VERTICAL SIDE SUPPORT ZINC	094004-1	4
5	RING, 62W INSIDE RETAINING	F81090-1	4
6	PIN WELDMENT, 25X279 ZINC-PLATED	516140-1	2
7	ARM, SIDE SUPPORT - COMPLETE	515998-1	1
8	ARM WELDMENT, SIDE SUPPORT (I)	520298-1	1
9	SUPPORT, COMPLETE SIDE	516125-1	2
10	WASHER, 25.7/35-1.5	503406	17
11	PIN WELDMENT, VERTICAL SIDE SUPPORT ZINC	091197-1	1
12	PUSHER, SIDE SUPPORT	515992-1	1
13	LINK, SIDE SUPPORT ARM	532772-1	2
14	BRACKET, SIDE SUPPORT ADJUSTMENT	516116-1	1
15	SHAFT WELDMENT, SIDE SUPPORT ZINC-PLATED	520299-1	1



HYDRAULIC SYSTEM

Hydraulic Log Side Supports (for Mobile Sawmills)

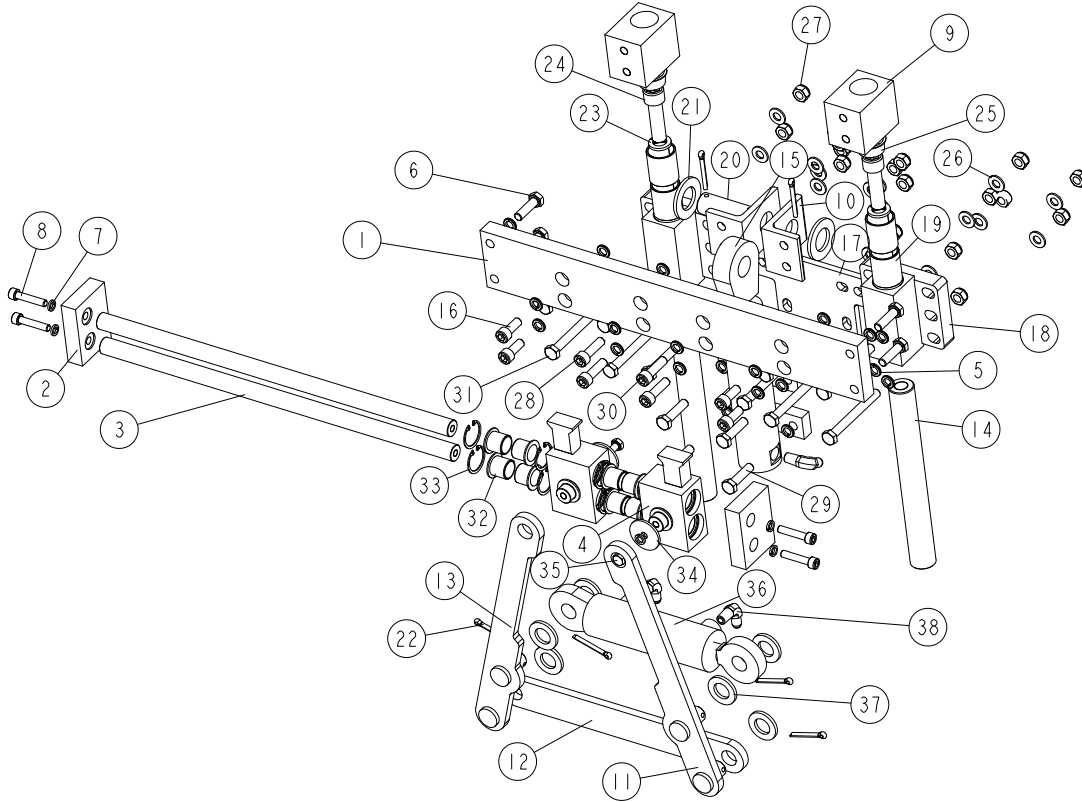
REF.	DESCRIPTION (◆ indicates parts available in assemblies only)	PART #	QTY
16	CYLINDER, COMPLETE HYDRAULIC See Section 9.46	520414 ¹	1
	CYLINDER, COMPLETE HYDRAULIC See Section 9.47	555238 ²	1
17	PIN WELDMENT, CYLINDER ZINC-PL. LOCK	520296-1	1
18	WASHER, 31 FLAT ZINC	F81061-9	2
19	NUT, M30 HEX ZINC	F81038-3	2
20	GREASE, M6 TYP A FITTING	086280	10
21	ROLLER ASSEMBLY, LOG SIDE SUPPORT See Section 9.45	516142	2
22	BOLT, M16X80 8.8-B- HEX HEAD FULL THREAD	F81006-11	2
23	WASHER, 17 ZINC FLAT	F81058-1	9
24	NUT, M16-8 HEX NYLON ZINC LOCK	F81036-2	4
25	BOLT, M16X100-8.8 HEX HEAD FULL THREAD ZINC	F81006-2	2
26	NUT, 5/8-11 HEX	F81036-1	1
27	PIN WELDMENT W/LOCK	519040-1	2
28	WASHER, 11/34.5-5	089973	2
29	WASHER, Z 10.2 SPLIT LOCK ZINC	F81055-2	2
30	BOLT, M10X25-8.8 HEX HEAD FULL THREAD ZINC	F81003-11	2
31	WASHER, 10.5 FLAT ZINC	F81055-1	14
32	NUT M10 ZC 8 NYLOCK DIN 982 ISO 7040	F81033-1	7
33	BOLT, M10X45-8.8 HEX HEAD FULL THREAD ZINC	F81003-3	2
34	PIN, LINK	578575-1	2
35	PIN, S-ZN-6.3X45 COTTER	F81045-2	2
36	BOLT, M10X75-8.8 HEX HEAD ZINC	F81003-15	2
37	BOLT, M10X40-8.8 HEX HEAD FULL THREAD ZINC	F81003-16	1
38	BOLT, M10X35-8.8 HEX HEAD FULL THREAD ZINC	F81003-17	2
39	WASHER, 21 FLAT ZINC	F81059-2	4
40	NUT, M20-8- HEX ZINC	F81037-1	4
41	BUSHING 25.8/38-28 ZINC	580531-1	1
42	BUSHING 25.8/38-20 ZINC	580532-1	1

¹ Included in 519730

² Included in 519730-HP

9.29 Hydraulic Pull-Down Clamp

094129_001
 094129_MANUAL



REF.	DESCRIPTION (◆ indicates parts available in assemblies only)	PART #	QTY
-	CLAMP ASSEMBLY, HYDRAULIC LOG - COMPLETE	094129	1
1	BEAM, LOG CLAMP MAIN ZINC-PLATED	094115-1	1
2	PLATE, LOCKING ZINC-PLATED	094117-1	2
3	ROD, LOG CLAMP JAW GUIDE	094116	2
4	JAW WELDMENT, LOG CLAMP ZINC-PLATED	094120-1	2
5	WASHER, Z 10.2 SPLIT LOCK ZINC	F81055-2	26
6	BOLT, M10X35-8.8 HEX HEAD FULL THREAD ZINC	F81003-17	4
7	WASHER 8,2 SPLIT LOCK ZINC	F81054-4	6
8	SCREW M8X40 SHCS ZC 8.8 DIN 912 ISO 4762	F81002-29	4
9	BLOCK, LOG CLAMP UP/DOWN	094124-1	2
10	ANGLE, LOG CLAMP BRACKET	094127-1	2
11	LINK, LOG CLAMP IN/OUT SIDE ZINC-PLATED (2)	094099-1	1
12	ARM, LOG CLAMP IN/OUT ZINC-PLATED	094092-1	1
13	LINK, LOG CLAMP IN/OUT SIDE ZINC-PLATED (1)	094097-1	1
14	PIN, LOG CLAMP UP/DOWN	088631	2
15	CYLINDER, CJ7F-16/40/22 + UE2-40W HYDRAULIC	091346	1
16	SCREW M10X25 SHCS ZC 8.8 DIN 912 ISO 476	F81003-32	4



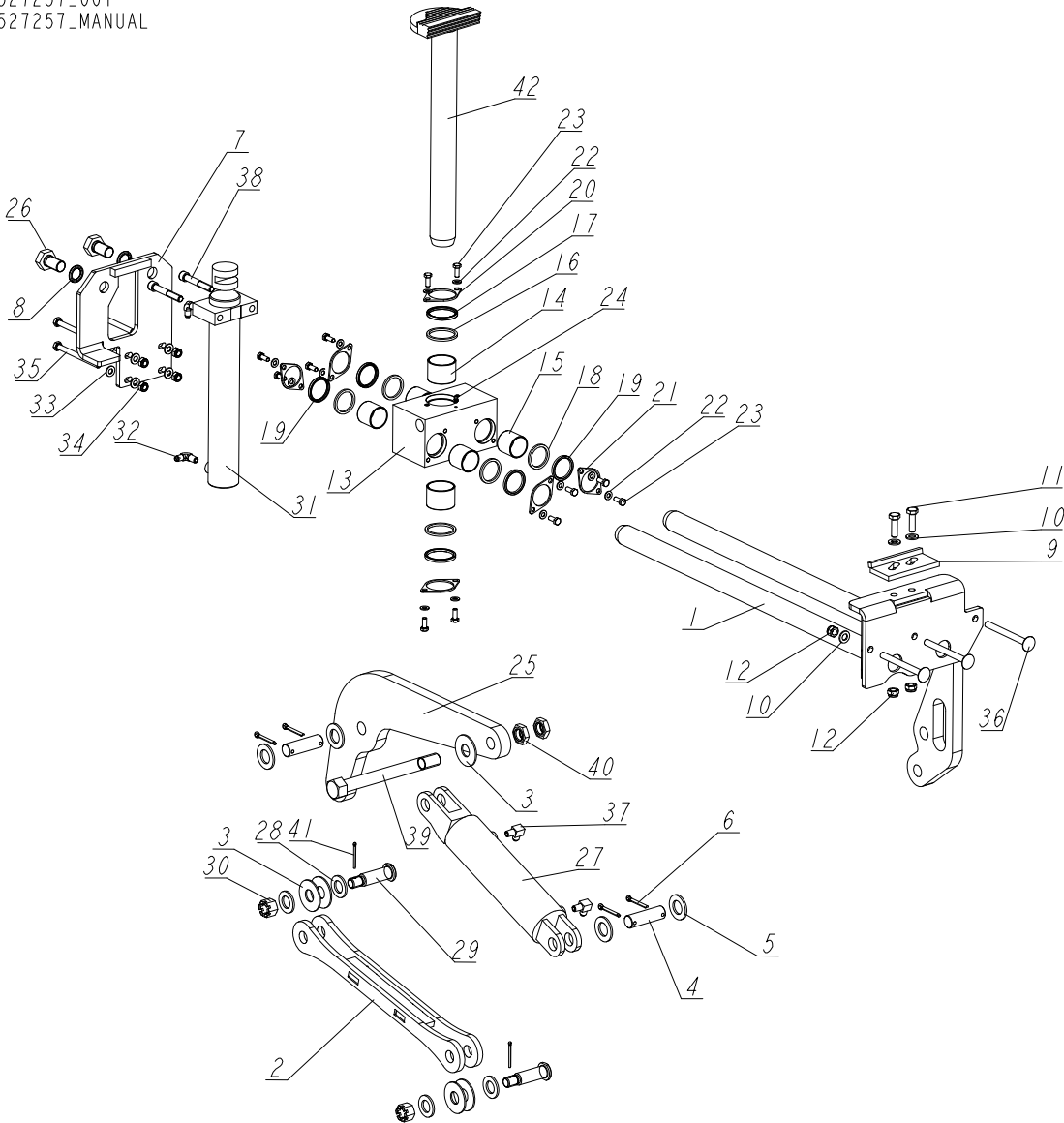
HYDRAULIC SYSTEM

Hydraulic Pull-Down Clamp

REF.	DESCRIPTION (◆ indicates parts available in assemblies only)	PART #	QTY	
17	PLATE WELDMENT, HYDRAULIC CYLINDER MOUNTING	094094-1	1	
-	GUIDE BLOCK W/SELF-LUBRICATING BUSHINGS	090544	2	
18	BLOCK WELDMENT, LOG CLAMP GUIDE PTD	090543-1	1	
19	BUSHING, 3040BS SELF-LUBRICATING	088676	2	
20	PIN, 25X75 ZINC-PLATED	088659-1	1	
21	WASHER, 28 FLAT ZINC	F81061-1	2	
22	PIN, S-ZN 5X40 COTTER	F81043-31	6	
23	WASHER, 17 SPLIT LOCK	F81058-2	2	
24	SCREW, M16X55-8.8 HEX SOCKET HEAD CAP ZINC	F81006-18	2	
25	PLUG, M33 THREAD #12428	089839	2	
26	WASHER, 10.5 FLAT ZINC	F81055-1	18	
27	NUT M10 ZC 8 NYLOCK DIN 982 ISO 7040	F81033-1	18	
28	SCREW M10X35 SHCS ZC 8.8 DIN912 ISO 47	F81003-56	4	
29	BOLT, M10X40-8.8 HEX HEAD FULL THREAD ZINC	F81003-16	4	
30	BOLT, M10X75-8.8 HEX HEAD ZINC	F81003-15	2	
31	BOLT, M10X95-8.8-B HEX HEAD ZINC	F81003-71	8	
32	BUSHING, JFM-2023-21 FLANGED	094113	8	
33	RING, W31 INSIDE RETAINING	F81090-53	8	
34	WASHER, ZINC-PLATED SPACER	094128-1	2	
35	BOLT, M8X12-8.8 HEX HEAD FULL THREAD ZINC	F81002-6	2	
36	CYLINDER, SJ2F-16-40/22/80 HYDRAULIC	093880	1	
37	WASHER, 21 FLAT ZINC	F81059-2	6	
38	FITTING, 1/4NPTX1/4JIC MALE ELBOW	P09142	4	

9.30 Main Hydraulic Log Clamp (2 Rods)

527257_001
527257_MANUAL



REF.	DESCRIPTION (◆ indicates parts available in assemblies only)	PART #	QTY
-	CLAMP, MAIN HYDRAULIC - 2 RODS	527257	1
1	ROD WELDMENT, MAIN HYDRAULIC CLAMP	525107-1	1
2	ARM WELDMENT, HYDRAULIC CLAMP LINK	086963-1	1
3	WASHER, 25 X 63 ZINC-PLATED	088585-1	5
4	PIN, HYDRAULIC CYLINDER ZINC-PLATED	086979-1	2
5	WASHER, 28 FLAT ZINC	F81061-1	4
6	PIN, S-ZN-6.3X45 COTTER	F81045-2	4
7	PLATE, MOUNT (LOG CLAMP W/2 RODS)	527258-1	1
8	WASHER, Z 22.5 SPLIT LOCK ZINC	F81059-4	2
9	STOP WLDMT, HYDRAULIC LOG CLAMP PAINTED	086980-1	1
10	WASHER 13 ZC DIN 126 ISO 7091	F81056-1	5
11	BOLT, M12X40 8.8 HEX HEAD FULL THREAD ZINC	F81004-4	2
12	NUT M12 ZC 8 NYLOCK DIN 982 ISO 7040	F81034-2	5
-	BLOCK, STEEL W/BUSHINGS - COMPLETE	521951	1

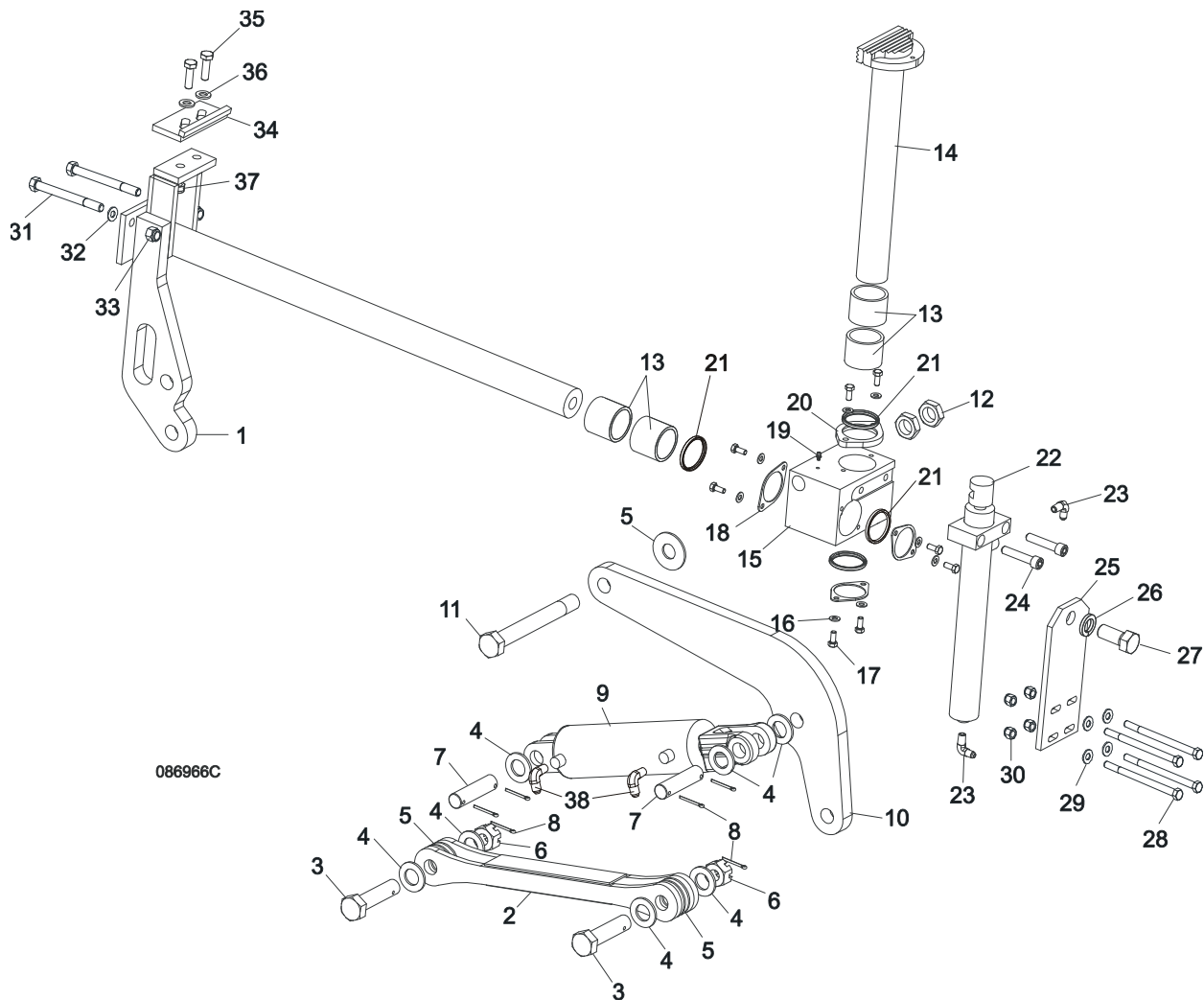


HYDRAULIC SYSTEM

Main Hydraulic Log Clamp (2 Rods)

REF.	DESCRIPTION (◆ indicates parts available in assemblies only)	PART #	QTY
-	BLOCK, STEEL W/BUSHINGS	521950-1	1
13	BLOCK, STEEL	521937	1
14	BUSHING, 5040BS SELF-LUBRICATING	088660	2
15	BUSHING, 4040BS SELF-LUBRICATING	525077	4
16	SPACER, HYDRAULIC LOG CLAMP	089324	2
17	WIPER, ZZ 50X60X7 INCO LOG CLAMP ROD	088587	2
18	WASHER, WIPER - WIDE	525080	4
19	WIPER, ZZ-40X50X5/7	525079	4
20	FLANGE, CLAMP ROD WIPER PAINTED	088887-1	2
21	FLANGE, WIPER	525081-1	4
22	WASHER, 8.4 FLAT ZINC	F81054-1	12
23	BOLT, M8X20-8.8-B HEX HEAD FULL THREAD ZINC	F81002-4	12
24	FITTING, 3/16X3/16 STRAIGHT GREASE	P04107	1
25	ARM, HYDRAULIC LOG CLAMP LINK	086974-1	1
26	BOLT, M22X1,5X40-8.8-B HEX HEAD FULL ZINC	F81009-1	2
27	CYLINDER, CJ-596-16-70/32/78 HYDRAULIC	088589	1
	GASKET, WM 70/32H178AU(088589)(088680)	589503-S	1
28	WASHER, 25 FLAT ZINC	F81061-3	4
29	PIN, B 24X95/85 CLEVIS ZINC	F81049-2	2
30	NUT, Z M20-8-B SLOTTED CASTLE ZINC	F81037-3	2
31	CYLINDER, CJ-S582-16-50/35/300 HYDRAULIC	711617	1
32	FITTING, 1/4NPTX1/4JIC MALE ELBOW	P09142	2
33	WASHER, 10.5 FLAT ZINC	F81055-1	8
34	NUT M10 ZC 8 NYLOCK DIN 982 ISO 7040	F81033-1	4
35	BOLT, M10 X 125-8.8 HEX HEAD ZINC	F81003-18	4
36	BOLT, M12X130-8.8 CARRIAGE HEAD ZINC	F81004-26	3
37	FITTING, 3/8JIC-1/4NPT 90L	015491	2
38	SCREW, M12X80-8.8 HEX SOCKET HEAD CAP ZINC	F81004-20	2
39	BOLT M24X240-8.8-B HEX HEAD ZINC	F81009-17	1
40	NUT, M24-04-B HEX THIN ZINC	F81039-3	2
41	PIN, 4X30 COTTER ZINC-PLATED	F81043-22	2
42	ROD ASSEMBLY, VERTICAL	710735-1	1

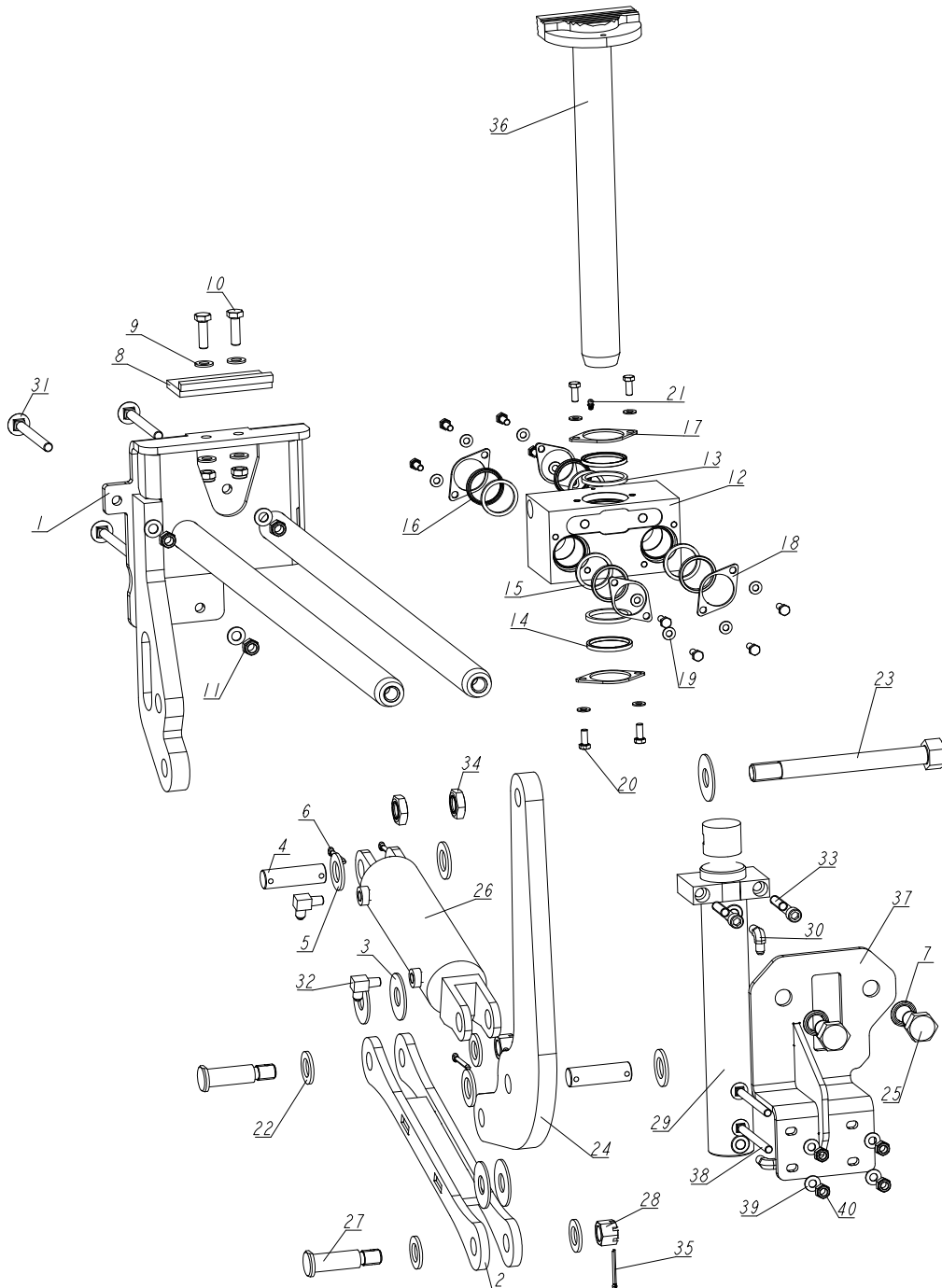
9.31 Hydraulic Log Clamp - Main



REF.	DESCRIPTION (◆ indicates parts available in assemblies only)	PART #	QTY
	HYDRAULIC LOG CLAMP ASSEMBLY	088658	1
1	ROD WELDMENT, LOG CLAMP SLIDE PAINTED	086967-1	1
2	ARM WELDMENT, HYDRAULIC CLAMP LINK PTD	086963-1	1
3	PIN, B 24X95/85 CLEVIS ZINC	F81049-2	1
4	WASHER, 25 FLAT ZINC	F81061-3	8
5	WASHER, 25 X 63 ZINC-PLATED	088585-1	5
6	NUT, Z M20-8-B SLOTTED CASTLE ZINC	F81037-3	2
7	PIN, HYDRAULIC CYLINDER ZINC-PLATED	086979-1	2
8	PIN, S-ZN-6.3X45 COTTER	F81045-2	6
9	CYLINDER, CJ-596-16-70/32/78 HYDRAULIC	088589	1
	GASKET, WM 70/32H178AU(088589)(088680)	589503-S	1
10	ARM, HYDRAULIC LOG CLAMP LINK	086974-1	1
11	BOLT, M24X217/39-8.8-B HEX HEAD ZINC	088586-1	1
12	NUT, M24-04-B HEX THIN ZINC	F81039-3	2
13	BUSHING, 5040BS SELF-LUBRICATING	088660	2

14	ROD WELDMENT, LOG CLAMP VERTICAL PAINTED	088582-1	1	
15	BLOCK, LOG CLAMP PAINTED STEEL	088591-1	1	
16	WASHER, 8.4 FLAT ZINC	F81054-1	8	
17	BOLT, M8X20-8.8-B HEX HEAD FULL THREAD ZINC	F81002-4	8	
18	FLANGE, CLAMP ROD WIPER PAINTED	088887-1	3	
19	FITTING, 3/16X3/16 STRAIGHT GREASE	P04107	1	
20	FLANGE, CLAMP ROD WIPER PAINTED	088887-1	1	
21	WIPER, ZZ 50X60X7 INCO LOG CLAMP ROD	088587	1	
22	CYLINDER, CJ-S169-16-40/22/254 HYDRAULIC	088590	1	
23	FITTING, 1/4NPTX1/4JIC MALE ELBOW	P09142	2	
24	SCREW, M12X55-8.8-B HEX SOCKET HEAD CAP	F81004-23	2	
25	PLATE, LOG CLAMP MOUNT PAINTED	086975-1	1	
26	WASHER, Z 22.5 SPLIT LOCK ZINC	F81059-4	1	
27	BOLT, M22X1,5X40-8.8-B HEX HEAD FULL ZINC	F81009-1	1	
28	BOLT, M10 X 125-8.8 HEX HEAD ZINC	F81003-18	4	
29	WASHER, 10.5 FLAT ZINC	F81055-1	8	
30	NUT M10 ZC 8 NYLOCK DIN 982 ISO 7040	F81033-1	4	
31	BOLT, M12X130-8.8-HEX HEAD ZINC	F81004-36	2	
32	WASHER 13 ZC DIN 126 ISO 7091	F81056-1	2	
33	NUT M12 ZC 8 DIN 934	F81034-1	2	
	STOP KIT, CLAMP	K09485	1	
34	STOP WLDMT, HYDRAULIC LOG CLAMP PAINTED	086980-1	1	
35	BOLT, M12X40 8.8 HEX HEAD FULL THREAD ZINC	F81004-4	2	
36	WASHER 13 ZC DIN 126 ISO 7091	F81056-1	2	
37	NUT M12 ZC 8 NYLOCK DIN 982 ISO 7040	F81034-2	4	
38	FITTING, 3/8JIC-1/4NPT 90L	015491	2	

9.32 Main Log Clamp (540970)



REF.	DESCRIPTION (◆ indicates parts available in assemblies only)	PART #	QTY
-	MAIN LOG CLAMP	540970	1
1	ROD ASSEMBLY, MAIN LOG CLAMP	540969-1	1
2	ARM WELDMENT, HYDRAULIC CLAMP LINK PTD	086963-1	1
3	WASHER, 25 X 63 ZINC-PLATED	088585-1	5
4	PIN, HYDRAULIC CYLINDER ZINC-PLATED	086979-1	2
5	WASHER, 28 FLAT ZINC	F81061-1	4
6	PIN, S-ZN-6.3X45 COTTER	F81045-2	4
7	WASHER, Z 22.5 SPLIT LOCK ZINC	F81059-4	2



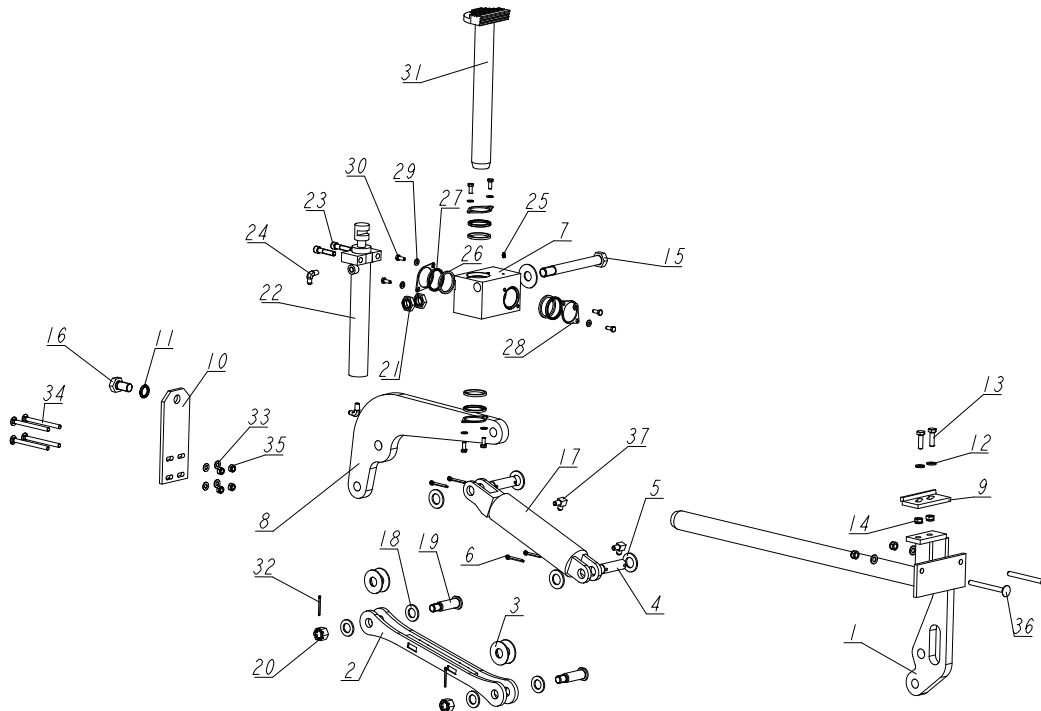
HYDRAULIC SYSTEM

Main Log Clamp (540970)

REF.	DESCRIPTION (◆ indicates parts available in assemblies only)	PART #	QTY	
8	STOP WLDMT, HYDRAULIC LOG CLAMP PAINTED	086980-1	1	
9	WASHER 13 ZC DIN 126 ISO 7091	F81056-1	7	
10	BOLT, M12X40 8.8 HEX HEAD FULL THREAD ZINC	F81004-4	2	
11	NUT M12 ZC 8 NYLOCK DIN 982 ISO 7040	F81034-2	5	
-	BLOCK, STEEL W/BUSHINGS - COMPLETE	521951	1	
12	BLOCK, STEEL W/BUSHINGS	521950-1	1	
13	SPACER, HYDRAULIC LOG CLAMP	089324	2	
14	WIPER, ZZ 50X60X7 INCO LOG CLAMP ROD	088587	2	
15	WASHER, WIPER - WIDE	525080	4	
16	WIPER, ZZ-40X50X5/7	525079	4	
17	FLANGE, CLAMP ROD WIPER PAINTED	088887-1	2	
18	FLANGE, WIPER	525081-1	4	
19	WASHER, 8.4 FLAT ZINC	F81054-1	12	
20	BOLT, M8X20-8.8-B HEX HEAD FULL THREAD ZINC	F81002-4	12	
21	FITTING, 3/16X3/16 STRAIGHT GREASE	P04107	1	
22	WASHER, 25 FLAT ZINC	F81061-3	4	
23	BOLT M24X240-8.8-B HEX HEAD ZINC	F81009-17	1	
24	ARM, LOG CLAMP	547699-1	1	
25	BOLT,M22X1,5X40-8.8-B HEX HEAD FULL ZINC	F81009-1	2	
26	CYLINDER, CJ-596-16-70/32/78 HYDRAULIC	088589	1	
	GASKET, WM 70/32H178AU(088589)(088680)	589503-S	1	
27	PIN, B 24X95/85 CLEVIS ZINC	F81049-2	2	
28	NUT, Z M20-8-B SLOTTED CASTLE ZINC	F81037-3	2	
29	CYLINDER, CJ-S582-16-50/35/300 HYDRAULIC	711617	1	
30	FITTING, 1/4NPTX1/4JIC MALE ELBOW	P09142	2	
31	BOLT, M12X130-8.8 CARRIAGE HEAD ZINC	F81004-26	3	
32	FITTING, 3/8JIC-1/4NPT 90L	015491	2	
33	SCREW, M12X80-8.8 HEX SOCKET HEAD CAP ZINC	F81004-20	2	
34	NUT, M24-04-B HEX THIN ZINC	F81039-3	2	
35	PIN, 4X30 COTTER ZINC-PLATED	F81043-22	2	
36	ROD ASSEMBLY, VERTICAL	710735-1	1	
37	BRACKET, COMPLETE	547682-1	1	
38	BOLT, M10X125 8.8 CARRIAGE ZINC	F81003-34	4	
39	WASHER, 10.5 FLAT ZINC	F81055-1	4	
40	NUT M10 ZC 8 NYLOCK DIN 982 ISO 7040	F81033-1	4	

9.33 Two-Plane Log Clamp - M-type Frame +100 (544213)

544213_001
544213_MANUAL



REF.	DESCRIPTION (◆ indicates parts available in assemblies only)	PART #	QTY
-	TWO-PLANE LOG CLAMP (M-TYPE FRAME +100)	544213	1
1	ROD ASSEMBLY, TWO-PLANE LOG CLAMP	544212-1	1
2	ARM WELDMENT, HYDRAULIC CLAMP LINK	086963-1	1
3	WASHER, 25 X 63	088585	5
4	PIN, HYDRAULIC CYLINDER ZINC-PLATED	086979-1	2
5	WASHER, 28 FLAT ZINC	F81061-1	4
6	PIN, S-ZN-6.3X45 COTTER	F81045-2	4
7	BLOCK, LOG CLAMP PAINTED STEEL	088591-1	1
8	ARM, LX450 HYDRAULIC CLAMP LINK	518923-1	1
9	STOP WLDMT, HYDRAULIC LOG CLAMP PAINTED	086980-1	1
10	MOUNTING PLATE, PAINTED	551125-1	1
11	WASHER, Z 22.5 SPLIT LOCK ZINC	F81059-4	1
12	WASHER 13 ZC DIN 126 ISO 7091	F81056-1	4
13	BOLT, M12X40 8.8 HEX HEAD FULL THREAD ZINC	F81004-4	2
14	NUT M12 ZC 8 NYLOCK DIN 982 ISO 7040	F81034-2	4
15	BOLT, M24X217/39-8.8-B HEX HEAD ZINC	088586-1	1
16	BOLT, M22X1,5X40-8.8-B HEX HEAD FULL ZINC	F81009-1	1
17	CYLINDER, CJ-596-16-70/32/78 HYDRAULIC	088589	1
	GASKET, WM 70/32H178AU(088589)(088680)	589503-S	1
18	WASHER, 25 FLAT ZINC	F81061-3	4
19	PIN, B 24X95/85 CLEVIS ZINC	F81049-2	2
20	NUT, Z M20-8-B SLOTTED CASTLE ZINC	F81037-3	2
21	NUT, M24-04-B HEX THIN ZINC	F81039-3	2

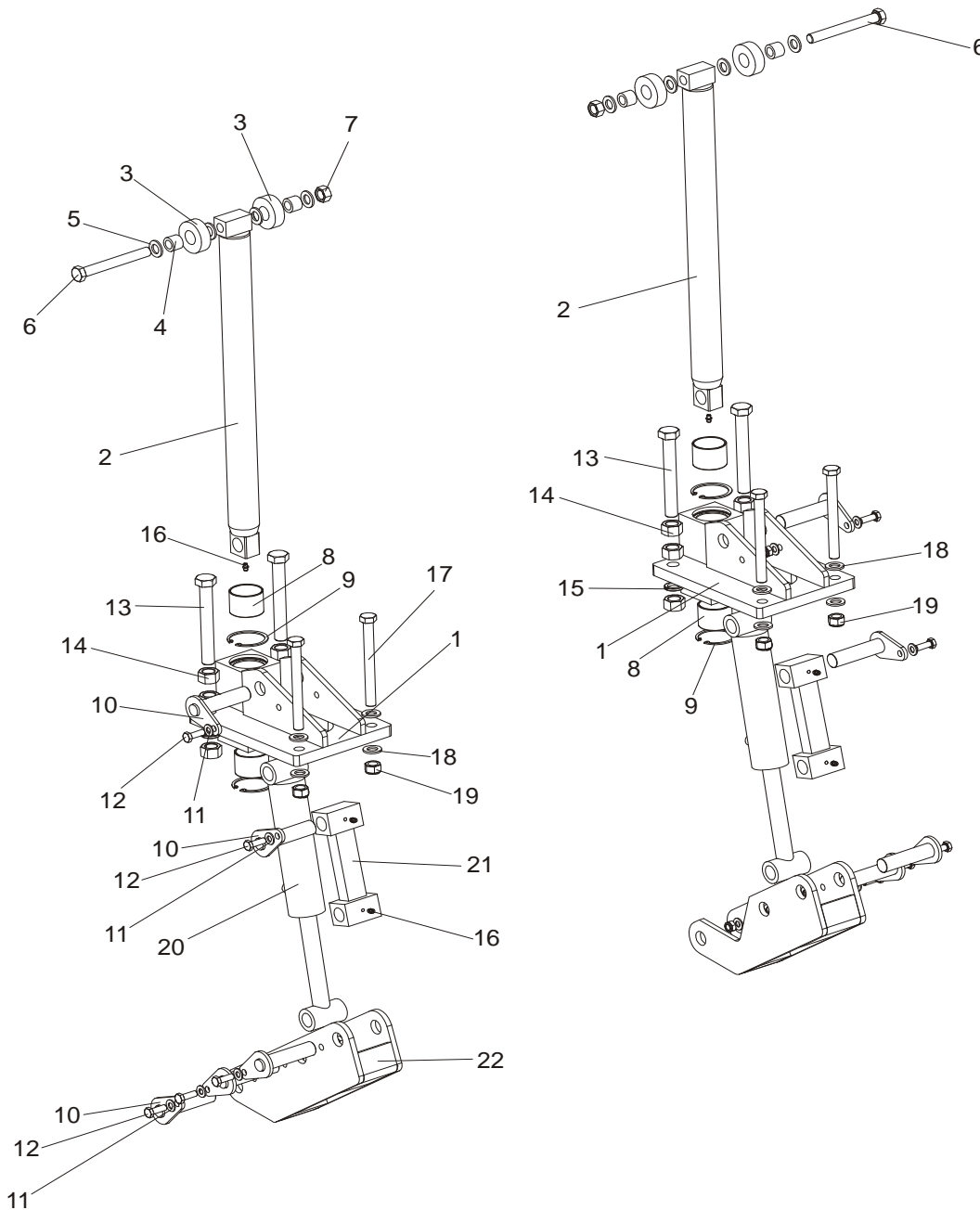


HYDRAULIC SYSTEM

Two-Plane Log Clamp - M-type Frame +100 (544213)

REF.	DESCRIPTION (◆ indicates parts available in assemblies only)	PART #	QTY	
22	CYLINDER, CJ-S169-16-40/22/254 HYDRAULIC	088590	1	
23	SCREW, M12X55-8.8-B HEX SOCKET HEAD CAP	F81004-23	2	
24	FITTING, 1/4NPTX1/4JIC MALE ELBOW	P09142	2	
25	FITTING, 3/16X3/16 STRAIGHT GREASE	P04107	1	
26	SPACER, HYDRAULIC LOG CLAMP	089324	4	
27	WIPER, ZZ 50X60X7 INCO LOG CLAMP ROD	088587	4	
28	FLANGE, CLAMP ROD WIPER PAINTED	088887-1	4	
29	WASHER, 8.4 FLAT ZINC	F81054-1	8	
30	BOLT, M8X20-8.8-B HEX HEAD FULL THREAD ZINC	F81002-4	8	
31	ROD WELDMENT, LOG CLAMP VERTICAL PAINTED	088582-1	1	
32	PIN, S-ZN 4 X 45 COTTER	F81043-21	2	
33	WASHER, 10.5 FLAT ZINC	F81055-1	4	
34	BOLT, M10X125 8.8 CARRIAGE ZINC	F81003-34	4	
35	NUT M10 ZC 8 NYLOCK DIN 982 ISO 7040	F81033-1	4	
36	BOLT, M12X130-8.8 CARRIAGE HEAD ZINC	F81004-26	2	
37	FITTING, 3/8JIC-1/4NPT 90L	015491	2	

9.34 Hydraulic Log Side Supports (Super Version)



REF.	DESCRIPTION (◆ indicates parts available in assemblies only)	PART #	QTY
	SUPPORT, LT70/300 VERTICAL LOG SIDE (2)	094388	
1	MOUNT WELDMENT, LT70/300 VERTICAL SIDE SUPPORT UPPER	508958-1	1
2	ROD WELDMENT, LT70/300 VERTICAL SIDE SUPPORT COMPLETE	094011-1	1
3	ROLLER, LT70/300 VERTIC.SIDE SUPPORT ZINC	094013-1	2
4	BUSHING, LT70/300 VERICAL SIDE SUPPORT	094012	2
5	WASHER, 17 ZINC FLAT	F81058-1	4
6	BOLT, M16X140-8.8 HEX HEAD ZINC	F81006-4	1
7	NUT, 5/8-11 HEX	F81036-1	1
8	BUSHING, 5040BS SELF-LUBRICATING	088660	1
9	RING, 62W INSIDE RETAINING	F81090-1	2

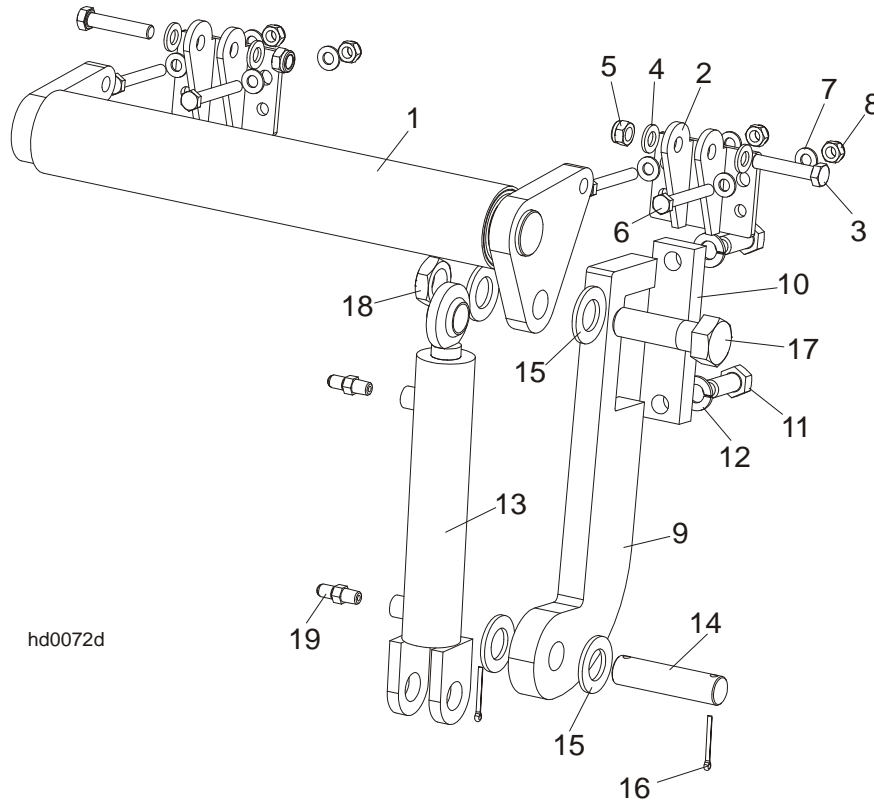


HYDRAULIC SYSTEM

Hydraulic Log Side Supports (Super Version)

10	PIN WELDMENT, VERTICAL SIDE SUPPORT ZINC-PLATED	091197-1	5	
11	WASHER, 10.5 FLAT ZINC	F81055-1	5	
12	BOLT, M10X30-5.8-HEX HEAD FULL THREAD ZINC	F81003-2	5	
13	BOLT, M20X150 8.8 FE/ZN5 ISO 4017	F81007-3	2	
14	NUT, M20-8- HEX ZINC	F81037-1	6	
15	WASHER, 20.5 SPLIT LOCK ZINC	F81059-1	2	
16	GREASE, M6 TYP A FITTING	086280	2	
17	BOLT, M16X160-8.8 HEX HEAD ZINC	F81006-20	2	
18	WASHER, 17 ZINC FLAT	F81058-1	4	
19	NUT, M16-8 HEX NYLON ZINC LOCK	F81036-2	2	
20	CYLINDER, 28/150 1/4 NPT PORT HYDRAULIC	094002	1	
21	LINK WELDMENT, VERTICAL SIDE SUPPORT	094016-1	1	
22	MOUNT WELDMENT, LT70/300 VERTICAL SIDE SUPPORT	094387-1	1	
	SUPPORT, LT70/300 VERTICAL LOG SIDE	094010		
1	MOUNT WELDMENT, LT70/300 VERTICAL SIDE SUPPORT UPPER	508958-1	1	
2	ROD WELDMENT, LT70/300 VERTICAL SIDE SUPPORT COMPLETE	094011-1	1	
3	ROLLER, LT70/300 VERTIC.SIDE SUPPORT ZINC	094013-1	2	
4	BUSHING, LT70/300 VERTICAL SIDE SUPPORT	094012	2	
5	WASHER, 17 ZINC FLAT	F81058-1	4	
6	BOLT, M16X140-8.8 HEX HEAD ZINC	F81006-4	1	
7	NUT, 5/8-11 HEX	F81036-1	1	
8	BUSHING, 5040BS SELF-LUBRICATING	088660	1	
9	RING, 62W INSIDE RETAINING	F81090-1	2	
10	PIN WELDMENT, VERTICAL SIDE SUPPORT ZINC-PLATED	091197-1	5	
11	WASHER, 10.5 FLAT ZINC	F81055-1	5	
12	BOLT, M10X30-5.8-HEX HEAD FULL THREAD ZINC	F81003-2	5	
13	BOLT, M20X150 8.8 FE/ZN5 ISO 4017	F81007-3	2	
14	NUT, M20-8- HEX ZINC	F81037-1	6	
15	WASHER, 20.5 SPLIT LOCK ZINC	F81059-1	2	
16	GREASE, M6 TYP A FITTING	086280	2	
17	BOLT, M16X160-8.8 HEX HEAD ZINC	F81006-20	2	
18	WASHER, 17 ZINC FLAT	F81058-1	4	
19	NUT, M16-8 HEX NYLON ZINC LOCK	F81036-2	2	
20	CYLINDER, 28/150 1/4 NPT PORT HYDRAULIC	094002	1	
21	LINK WELDMENT, VERTICAL SIDE SUPPORT	094016-1	1	
22	MOUNT WELDMENT, LT70/300 VERTICAL SIDE SUPPORT LOWER	094387-1	1	

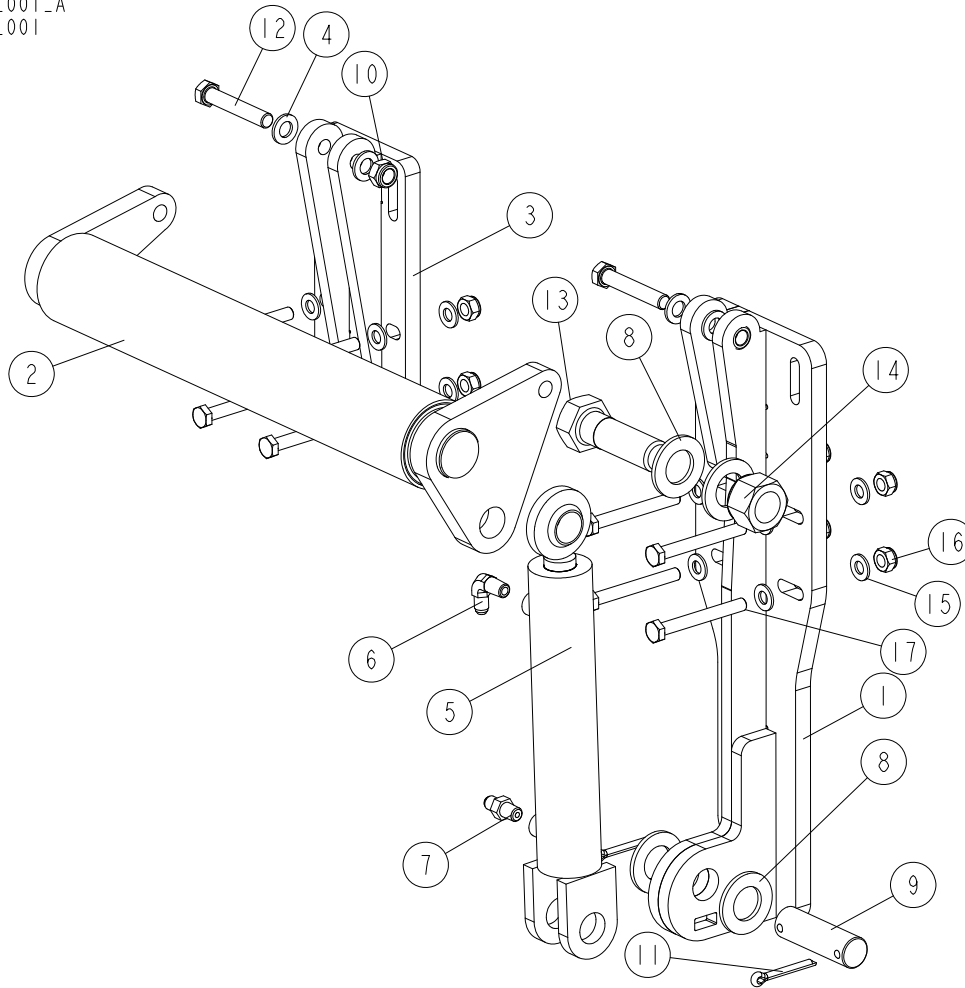
9.35 Hydraulic Toe Board



REF.	DESCRIPTION (◆ indicates parts available in assemblies only)	PART #	QTY
	HYDRAULIC TOE BOARD - REAR	092634	1
1	ROLLER WELDMENT, HYDRAULIC TOE BOARD	086253-1	1
2	BRACKET, TOE BOARD ROLLER MOUNT	087903-1	4
3	BOLT, M12X60-8.8 HEX HEAD ZINC	F81004-5	4
4	WASHER 13 ZC DIN 126 ISO 7091	F81056-1	8
5	NUT M12 ZC 8 NYLOCK DIN 982 ISO 7040	F81034-2	4
6	BOLT, M10X75-8.8 HEX HEAD ZINC	F81003-15	8
7	WASHER, 10.5 FLAT ZINC	F81055-1	16
8	NUT M10 ZC 8 NYLOCK DIN 982 ISO 7040	F81033-1	8
9	BRACKET, HYDRAULIC TOEBOARD MOUNT	087729-1	2
10	PLATE, HYDRAULIC TOEBOARD MOUNT	090086-1	2
11	BOLT, M16X40-8.8 HEX HEAD FULL THREAD ZINC	F81006-13	4
12	WASHER, 17 SPLIT LOCK	F81058-2	4
13	CYLINDER, CJ-S170-16-40/25/152 HYDRAULIC	088681	2
14	PIN, HYDRAULIC CYLINDER ZINC-PLATED	086979-1	2
15	WASHER, 28 FLAT ZINC	F81061-1	8
16	PIN, 3/16X1.5 COTTER	F05012-23	4
17	BOLT, 1-8X3 1/4 HH GR5	F05009-51	2
18	NUT, 1-14 HEX JAM UNPLATED	F05010-117	2
19	FITTING, 1/4NPTX1/4JIC MALE	P09143	4

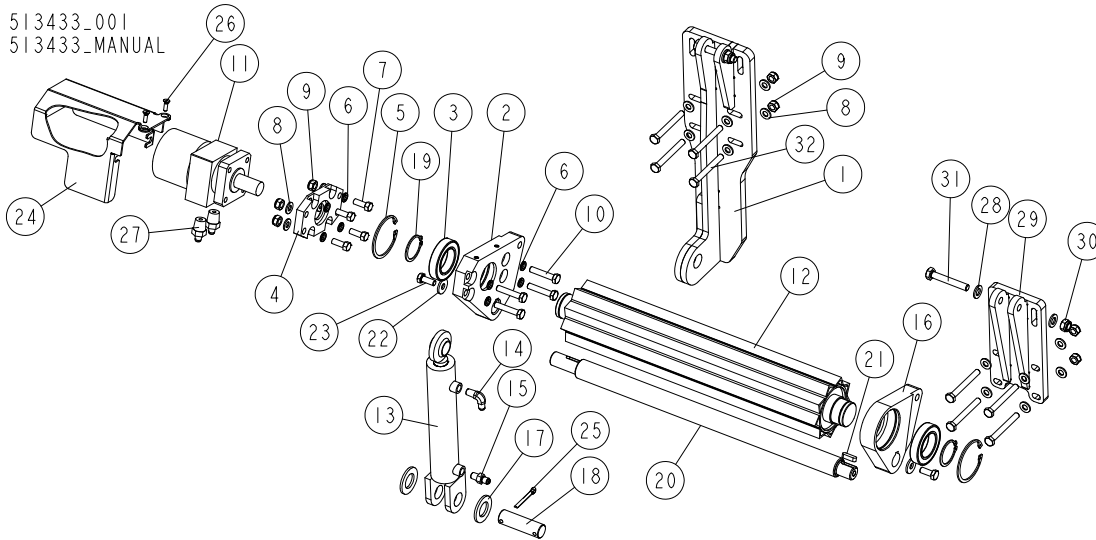
9.36 Left Hydraulic Toe Board (mounted on lower bed rail)

519735_001_A
519735_001



REF.	DESCRIPTION (◆ indicates parts available in assemblies only)	PART #	QTY
-	ROLLER, LEFT HYDRAULIC TOE BOARD (MOUNTED ON LOWER BED RAIL)	519735	1
1	BRACKET WELDMENT, HYDRAULIC CYLINDER MOUNT	527018-1	1
2	ROLLER WELDMENT, HYDRAULIC TOE BOARD	086253-1	1
3	BRACKET WELDMENT, ROLLER	520099-1	1
4	WASHER 13 ZC DIN 126 ISO 7091	F81056-1	28
-	CYLINDER ASSEMBLY, HYDRAULIC TOE BOARD	085937	1
5	CYLINDER, CJ-S170-16-40/25/152 HYDRAULIC	088681	1
6	FITTING, 1/4NPTX1/4JIC MALE ELBOW	P09142	1
7	FITTING, 1/4NPTX1/4JIC MALE	P09143	1
8	WASHER, 28 FLAT ZINC	F81061-1	4
9	PIN, HYDRAULIC CYLINDER ZINC-PLATED	086979-1	1
10	NUT M12 ZC 8 NYLOCK DIN 982 ISO 7040	F81034-2	14
11	PIN, S-ZN-6.3X45 COTTER	F81045-2	2
12	BOLT, M12X70-8.8 HEX HEAD ZINC	F81004-39	2
13	BOLT, M12X90 8.8 HEX HEAD ZINC	F81004-2	12
14	BOLT, 1-8X3 1/4 HH GR5	F05009-51	1
15	NUT, 1-8 HEX NYLON LOCK ZINC	F05010-109	1

9.37 Driven Log Levelling Roller (mounted on lower bed rail)



REF.	DESCRIPTION (◆ indicates parts available in assemblies only)	PART #	QTY
-	ROLLER, DRIVEN LOG LEVELLING (LOWER BED RAIL)	513433	1
1	BRACKET WELDMENT, POWER ROLLER	510605-1	1
2	BRACKET, SIDE W/HYDRO MOTOR CONNECTOR	096029-1	1
3	BEARING, 6009.2RSR (FAG) ROLLING	096025	2
4	PLATE, HYDRAULIC MOTOR MOUNT	096030-1	1
5	RING, W 75 INSIDE RETAINING	F81090-41	2
6	WASHER, Z 10.2 SPLIT LOCK ZINC	F81055-2	8
7	BOLT, 3/8-16X1 HEX HEAD	F05007-7	4
8	WASHER, 10.5 FLAT ZINC	F81055-1	20
9	NUT M10 ZC 8 NYLOCK DIN 982 ISO 7040	F81033-1	12
10	BOLT M10X50 HH ZC FT 8.8 DIN 933	F81003-4	4
11	MOTOR, MG06-13-13AAAB HYDRAULIC	P21506	1
12	ROLLER WELDMENT, DRIVEN LOG LEVELLING	096028-1	1
-	CYLINDER ASSEMBLY, HYDRAULIC TOE BOARD	085937	1
13	CYLINDER, CJ-S170-16-40/25/152 HYDRAULIC	088681	1
14	FITTING, 1/4NPTX1/4JIC MALE ELBOW	P09142	1
15	FITTING, 1/4NPTX1/4JIC MALE	P09143	1
16	BRACKET, POWER ROLLER SIDE	096031-1	1
17	WASHER, 28 FLAT ZINC	F81061-1	2
18	PIN, HYDRAULIC CYLINDER ZINC-PLATED	086979-1	1
19	RING, Z 45 OUTSIDE RETAINING	F81090-32	2
20	ROD, CONNECTION	096034-1	1
21	KEY, A8X7X28 PARALLEL	096035	2
22	WASHER, 10.5 SPECIAL FLAT ZINC	F81055-6	2
23	BOLT, M10X25 8.8 HEX HEAD FULL THREAD ZINC	F81003-31	2
24	COVER, HYDRAULIC MOTOR	096037-1	1
25	PIN, S-ZN-6.3X45 COTTER	F81045-2	1
26	SCREW, M6X20-5.8-B SLOTTED COUNTERSUNK HEAD ZINC	F81001-31	2
27	FITTING, 1/2-14NPT/ 7/16-20UNF STRAIGHT W/MALE THREAD	096919	2

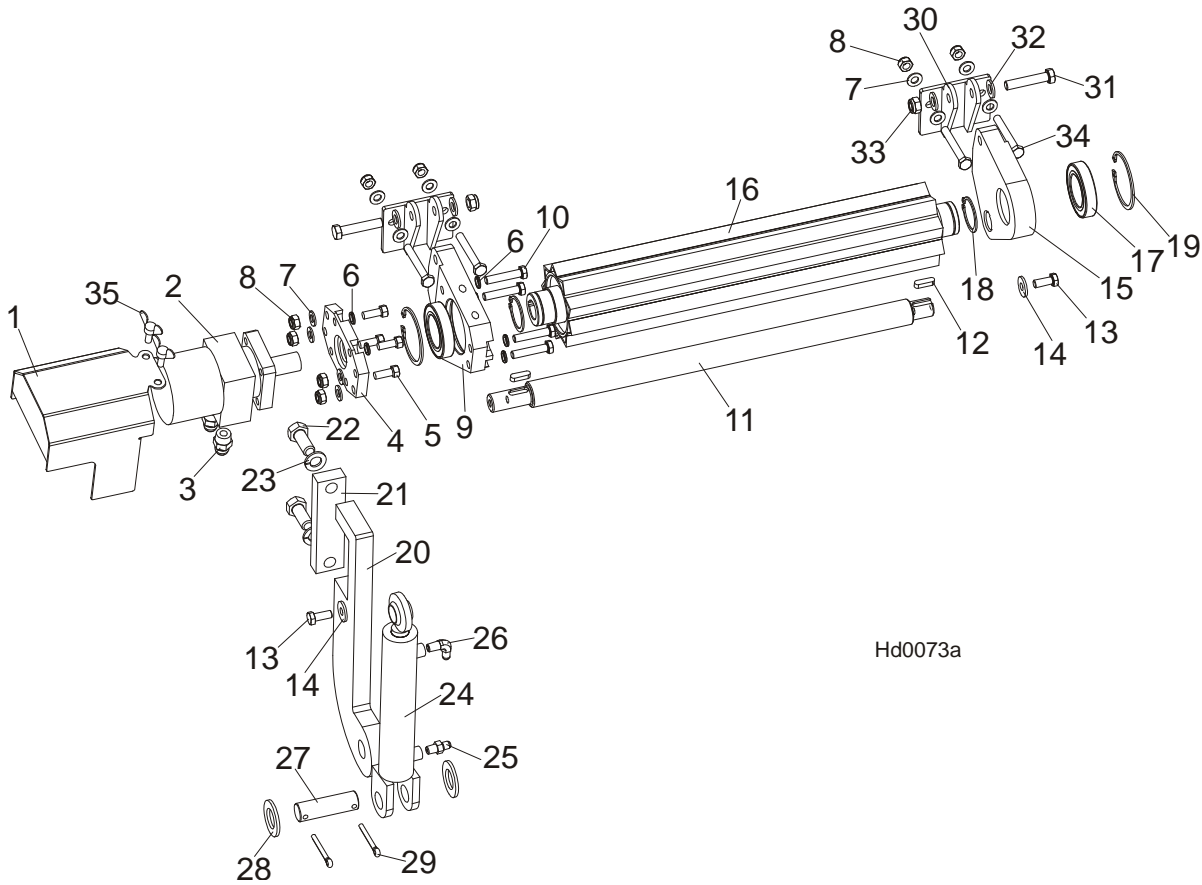


HYDRAULIC SYSTEM

Driven Log Levelling Roller (mounted on lower bed rail)

REF.	DESCRIPTION (◆ indicates parts available in assemblies only)	PART #	QTY	
28	WASHER 13 ZC DIN 126 ISO 7091	F81056-1	4	
29	BRACKET WELDMENT, ROLLER	520099-1	1	
30	NUT M12 ZC 8 NYLOCK DIN 982 ISO 7040	F81034-2	2	
31	BOLT, M12X75-8.8 HEX HEAD FULL THREAD ZINC	F81004-10	2	
32	BOLT, M10X85-8.8 HEX HEAD ZINC	F81003-125	8	

9.38 Power Toe Roller



REF.	DESCRIPTION (◆ indicates parts available in assemblies only)	PART #	QTY
	POWER ROLLER	096040	1
1	COVER, HYDRAULIC MOTOR	096037-1	1
2	MOTOR, MG06-13-13AAAB HYDRAULIC	P21506	1
3	FITTING, 1/2-14NPT/ 7/16-20UNF STRAIGHT	096919	2
4	PLATE, HYDRAULIC MOTOR MOUNT	096030-1	1
5	BOLT, 3/8-16X1 HEX HEAD	F05007-7	4
6	WASHER, Z 10.2 SPLIT LOCK ZINC	F81055-2	4
7	WASHER, 10.5 FLAT ZINC	F81055-1	12
8	NUT M10 ZC 8 NYLOCK DIN 982 ISO 7040	F81033-1	8
9	BRACKET, SIDE W/HYDRO MOTOR CONNECTOR	096029-1	1
10	BOLT M10X50 HH ZC FT 8.8 DIN 933	F81003-4	4
11	ROD, CONNECTION	096034	1
12	KEY, A8X7X28 PARALLEL	096035	2
13	BOLT, M10X25 8.8 HEX HEAD FULL THREAD ZINC	F81003-31	2
14	WASHER, 10.5 SPECIAL FLAT ZINC	F81055-6	2
15	BRACKET, POWER ROLLER SIDE	096031-1	1
16	ROLLER WELDMENT, DRIVEN LOG LEVELLING	096028-1	1
17	BEARING, 6009.2RSR (FAG) ROLLING	096025	2
18	RING, Z 45 OUTSIDE RETAINING	F81090-32	2
19	RING, W 75 INSIDE RETAINING	F81090-41	2
20	BRACKET, HYDRAULIC TOEBOARD MOUNT	087729-1	1

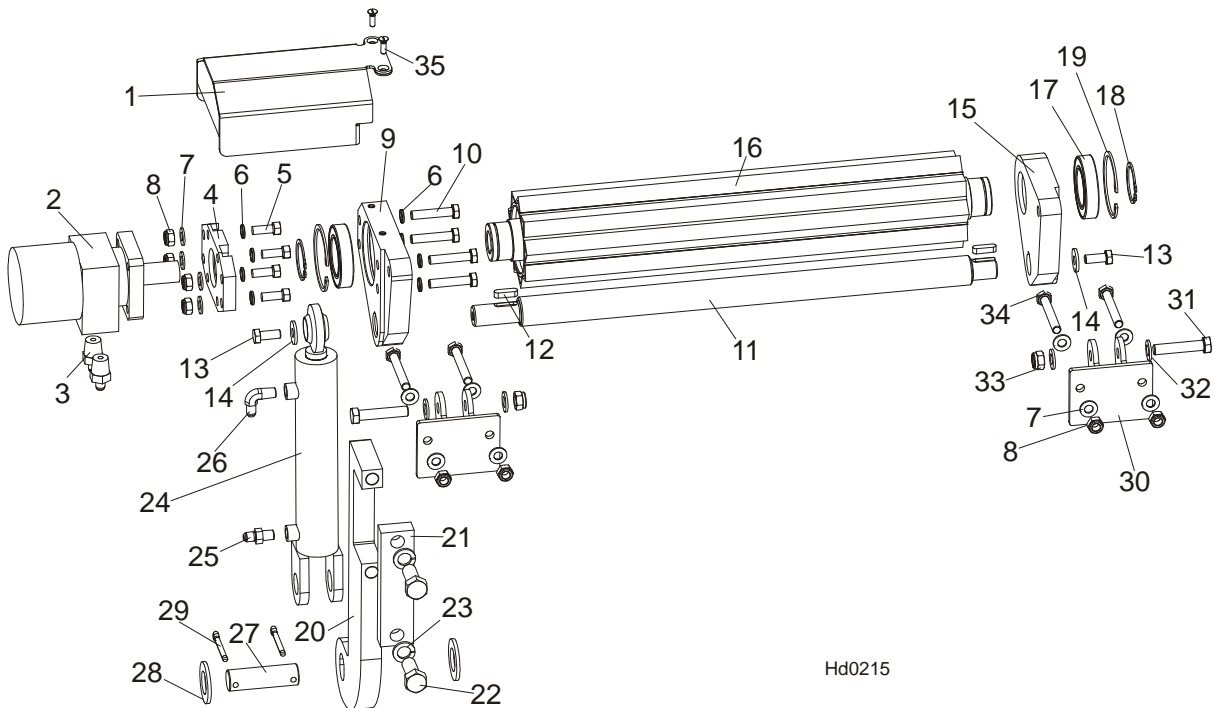


HYDRAULIC SYSTEM

Power Toe Roller

21	PLATE, HYDRAULIC TOE BOARD MOUNT	090086-1	1	
22	BOLT, M16X40-8.8 HEX HEAD FULL THREAD ZINC	F81006-13	2	
23	WASHER, 17 SPLIT LOCK	F81058-2	2	
	CYLINDER ASSEMBLY, HYDRAULIC TOE BOARD	085937	1	
24	CYLINDER, CJ-S170-16-40/25/152 HYDRAULIC	088681	1	
25	FITTING, 1/4NPTX1/4JIC MALE	P09143	1	
26	FITTING, 1/4NPTX1/4JIC MALE ELBOW	P09142	1	
27	PIN, HYDRAULIC CYLINDER ZINC-PLATED	086979-1	1	
28	WASHER, 28 FLAT ZINC	F81061-1	2	
29	PIN, S-ZN-6.3X45 COTTER	F81045-2	2	
30	BRACKET, TOE BOARD ROLLER MOUNT	087903-1	2	
31	BOLT, M12X60-8.8 HEX HEAD ZINC	F81004-5	2	
32	WASHER 13 ZC DIN 126 ISO 7091	F81056-1	4	
33	NUT M12 ZC 8 NYLOCK DIN 982 ISO 7040	F81034-2	2	
34	BOLT, M10X75-8.8 HEX HEAD ZINC	F81003-15	4	
35	SCREW, M6 X 16 THUMB	F81001-16	2	

9.39 Power Toe Roller (Option)



Hd0215

REF.	DESCRIPTION (◆ indicates parts available in assemblies only)	PART #	QTY
	POWER ROLLER	507688	1
1	GUARD, HYDRAULIC MOTOR	507690-1	1
2	MOTOR, MG06-13-13AAAB HYDRAULIC	P21506	1
3	FITTING, 1/2-14NPT/ 7/16-20UNF STRAIGHT	096919	2
4	PLATE, HYDRAULIC MOTOR MOUNT	096030-1	1
5	BOLT, 3/8-16X1 HEX HEAD	F05007-7	4
6	WASHER, Z 10.2 SPLIT LOCK ZINC	F81055-2	4
7	WASHER, 10.5 FLAT ZINC	F81055-1	12
8	NUT M10 ZC 8 NYLOCK DIN 982 ISO 7040	F81033-1	8
9	BRACKET, SIDE W/HYDRO MOTOR CONNECTOR	507684-1	1
10	BOLT M10X50 HH ZC FT 8.8 DIN 933	F81003-4	4
11	ROD, CONNECTION	096034	1
12	KEY, A8X7X28 PARALLEL	096035	2
13	BOLT, M10X25 8.8 HEX HEAD FULL THREAD ZINC	F81003-31	2
14	WASHER, 10.5 SPECIAL FLAT ZINC	F81055-6	2
15	BRACKET, SIDE	507687-1	1
16	ROLLER WELDMENT, DRIVEN LOG LEVELLING	096028-1	1
17	BEARING, 6009.2RSR (FAG) ROLLING	096025	2
18	RING, Z 45 OUTSIDE RETAINING	F81090-32	2
19	RING, W 75 INSIDE RETAINING	F81090-41	2
20	BRACKET, HYDRAULIC TOEBOARD MOUNT	087729-1	1
21	PLATE, HYDRAULIC TOEBOARD MOUNT	090086-1	1
22	BOLT, M16X40-8.8 HEX HEAD FULL THREAD ZINC	F81006-13	2
23	WASHER, 17 SPLIT LOCK	F81058-2	2
	CYLINDER ASSEMBLY, HYDRAULIC TOE BOARD	085937	1
24	CYLINDER, CJ-S170-16-40/25/152 HYDRAULIC	088681	1



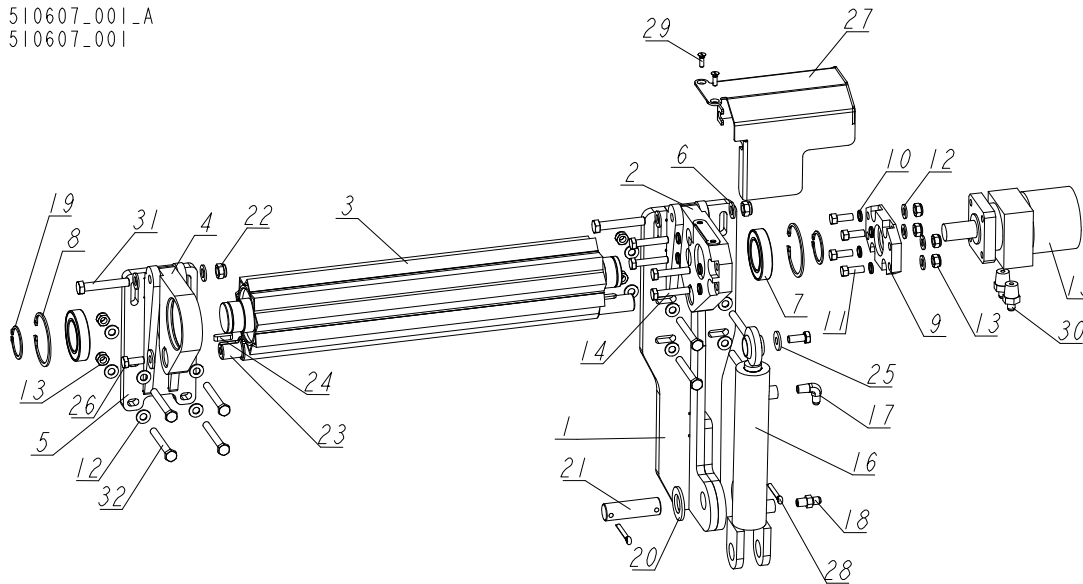
HYDRAULIC SYSTEM

Power Toe Roller (Option)

25	FITTING, 1/4NPTX1/4JIC MALE	P09143	1	
26	FITTING, 1/4NPTX1/4JIC MALE ELBOW	P09142	1	
27	PIN, HYDRAULIC CYLINDER ZINC-PLATED	086979-1	1	
28	WASHER, 28 FLAT ZINC	F81061-1	2	
29	PIN, S-ZN-6.3X45 COTTER	F81045-2	2	
30	BRACKET, TOE BOARD ROLLER MOUNT	087903-1	2	
31	BOLT, M12X60-8.8 HEX HEAD ZINC	F81004-5	2	
32	WASHER 13 ZC DIN 126 ISO 7091	F81056-1	4	
33	NUT M12 ZC 8 NYLOCK DIN 982 ISO 7040	F81034-2	2	
34	BOLT, M10X75-8.8 HEX HEAD ZINC	F81003-15	4	
35	SCREW, M6X20-5.8-B SLOTTED COUNTERSUNK HEAD	F81001-31	2	

9.40 Driven Log Levelling Roller, Lower Bed Rail (Option)

510607_001_A
510607_001



REF.	DESCRIPTION (◆ indicates parts available in assemblies only)	PART #	QTY
-	DRIVEN LOG LEVELLING ROLLER - LEFT W/CLAMP	510607	1
1	BRACKET WELDMENT, HYDRAULIC CYLINDER MOUNT	527018-1	1
2	BRACKET, SIDE W/HYDRO MOTOR CONNECTOR	507684-1	1
3	ROLLER WELDMENT, DRIVEN LOG LEVELLING	096028-1	1
4	BRACKET, SIDE	507687-1	1
5	BRACKET WELDMENT, ROLLER	520099-1	1
6	WASHER 13 ZC DIN 126 ISO 7091	F81056-1	21
7	BEARING, 6009.2RSR (FAG) ROLLING	096025	2
8	RING, W 75 INSIDE RETAINING	F81090-41	2
9	PLATE, HYDRAULIC MOTOR MOUNT	096030-1	1
10	WASHER, Z 10.2 SPLIT LOCK ZINC	F81055-2	8
11	BOLT, 3/8-16X1 HEX HEAD	F05007-7	4
12	WASHER, 10.5 FLAT ZINC	F81055-1	4
13	NUT M10 ZC 8 NYLOCK DIN 982 ISO 7040	F81033-1	4
14	BOLT M10X50 HH ZC FT 8.8 DIN 933	F81003-4	4
15	MOTOR, MG06-13-13AAAB HYDRAULIC	P21506	1
-	CYLINDER ASSEMBLY, HYDRAULIC TOE BOARD	085937	1
16	CYLINDER, CJ-S170-16-40/25/152 HYDRAULIC	088681	1
17	FITTING, 1/4NPTX1/4JIC MALE ELBOW	P09142	1
18	FITTING, 1/4NPTX1/4JIC MALE	P09143	1
19	RING, Z 45 OUTSIDE RETAINING	F81090-32	2
20	WASHER, 28 FLAT ZINC	F81061-1	2
21	PIN, 25.4X84	086979	1
22	NUT M12 ZC 8 NYLOCK DIN 982 ISO 7040	F81034-2	11
23	ROD, CONNECTION	096034	1
24	KEY, A8X7X28 PARALLEL	096035	2
25	WASHER, 10.5 SPECIAL FLAT ZINC	F81055-6	2
26	BOLT, M10X25 8.8 HEX HEAD FULL THREAD ZINC	F81003-31	2



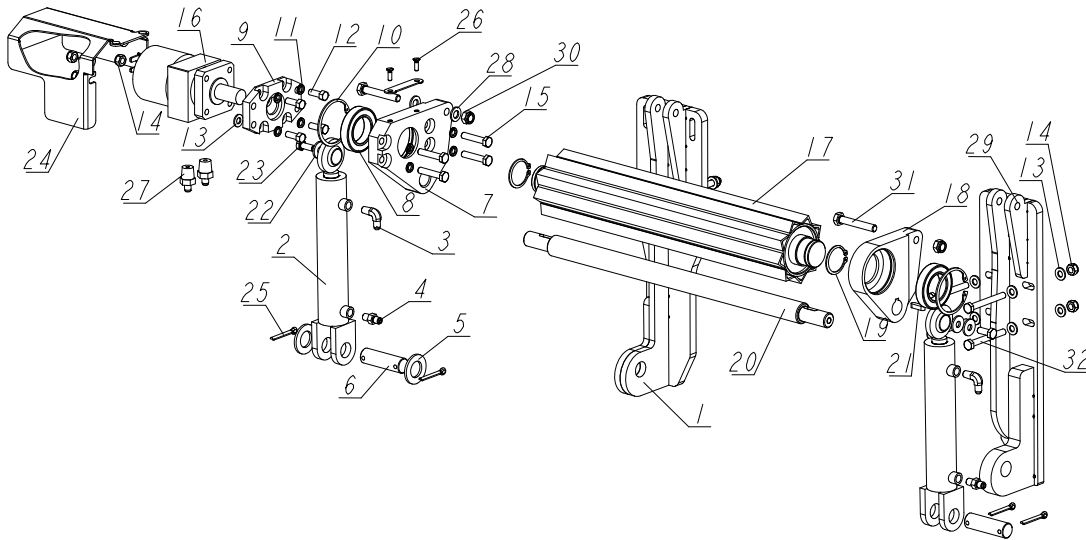
HYDRAULIC SYSTEM

Driven Log Levelling Roller, Lower Bed Rail (Option)

REF.	DESCRIPTION (◆ indicates parts available in assemblies only)	PART #	QTY	
27	GUARD, HYDRAULIC MOTOR	507690-1	1	
28	PIN, S-ZN-6.3X45 COTTER	F81045-2	2	
29	SCREW, M6X20-5.8-B SLOTTED COUNTERSUNK HEAD ZINC	F81001-31	2	
30	FITTING, 1/2-14NPT/ 7/16-20UNF STRAIGHT W/MALE THREAD	096919	2	
31	BOLT, M12X70-8.8 HEX HEAD ZINC	F81004-39	2	
32	BOLT, M12X90 8.8 HEX HEAD ZINC	F81004-2	8	

9.41 Driven Log Levelling Roller, Right w/2 Cylinders (Option)

526160_001_A
526160_MANUAL



REF.	DESCRIPTION (◆ indicates parts available in assemblies only)	PART #	QTY
-	ROLLER, DRIVEN LOG LEVELLING - RIGHT W/2 CYLINDERS	526160	1
1	BRACKET WELDMENT, POWER ROLLER	510605-1	1
-	CYLINDER ASSEMBLY, HYDRAULIC TOE BOARD	085937	2
2	CYLINDER, CJ-S170-16-40/25/152 HYDRAULIC	088681	1
3	FITTING, 1/4NPTX1/4JIC MALE ELBOW	P09142	1
4	FITTING, 1/4NPTX1/4JIC MALE	P09143	1
5	WASHER, 28 FLAT ZINC	F81061-1	2
6	PIN, HYDRAULIC CYLINDER ZINC-PLATED	086979-1	2
7	BRACKET, SIDE W/HYDRO MOTOR CONNECTOR	096029-1	1
8	BEARING, 6009.2RSR (FAG) ROLLING	096025	2
9	PLATE, HYDRAULIC MOTOR MOUNT	096030-1	1
10	RING, W 75 INSIDE RETAINING	F81090-41	2
11	WASHER, Z 10.2 SPLIT LOCK ZINC	F81055-2	8
12	BOLT, 3/8-16X1 HEX HEAD	F05007-7	4
13	WASHER, 10.5 FLAT ZINC	F81055-1	20
14	NUT M10 ZC 8 NYLOCK DIN 982 ISO 7040	F81033-1	12
15	BOLT M10X50 HH ZC FT 8.8 DIN 933	F81003-4	4
16	MOTOR, MG06-13-13AAAB HYDRAULIC	P21506	1
17	ROLLER WELDMENT, DRIVEN LOG LEVELLING	096028-1	1
18	BRACKET, POWER ROLLER SIDE	096031-1	1
19	RING, Z 45 OUTSIDE RETAINING	F81090-32	2
20	ROD, CONNECTION	520349	1
21	KEY, A8X7X28 PARALLEL	096035	2
22	WASHER, 10.5 SPECIAL FLAT ZINC	F81055-6	3
23	BOLT, M10X25 8.8 HEX HEAD FULL THREAD ZINC	F81003-31	2
24	COVER, HYDRAULIC MOTOR	096037-1	1
25	PIN, S-ZN-6.3X45 COTTER	F81045-2	4
26	SCREW, M6X20-5.8-B SLOTTED COUNTERSUNK HEAD	F81001-31	2
27	FITTING, 1/2-14NPT/ 7/16-20UNF STRAIGHT	096919	2



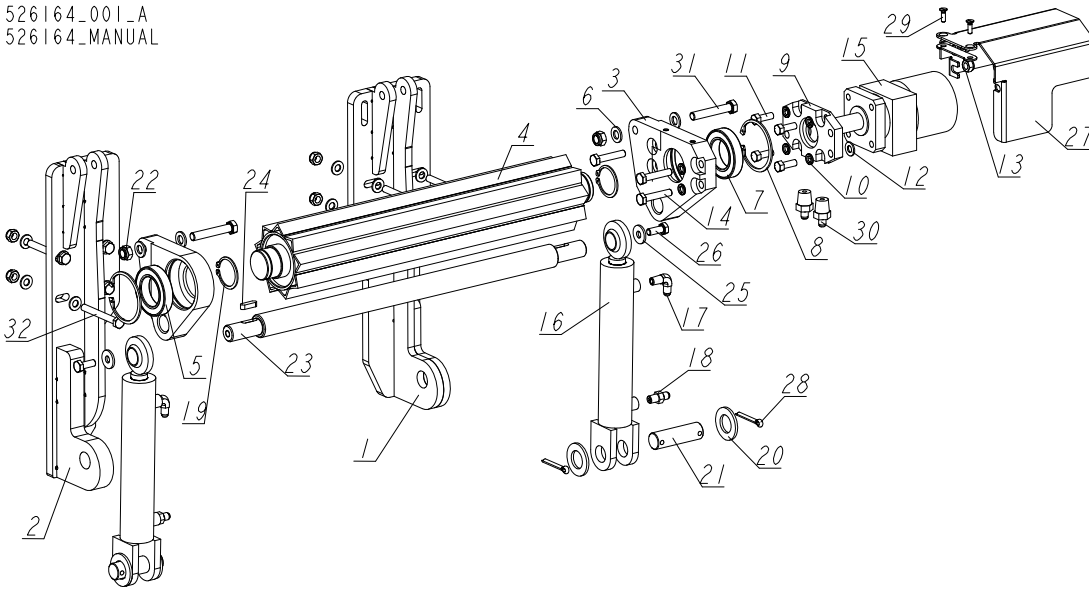
HYDRAULIC SYSTEM

Driven Log Levelling Roller, Right w/2 Cylinders (Option)

REF.	DESCRIPTION (◆ indicates parts available in assemblies only)	PART #	QTY	
28	WASHER 13 ZC DIN 126 ISO 7091	F81056-1	4	
29	BRACKET WELDMENT, CYLINDER MOUNT	526162-1	1	
30	NUT M12 ZC 8 NYLOCK DIN 982 ISO 7040	F81034-2	2	
31	BOLT, M12X75-8.8 HEX HEAD FULL THREAD ZINC	F81004-10	2	
32	BOLT, M10X85-8.8 HEX HEAD ZINC	F81003-125	8	

9.42 Driven Log Levelling Roller, Left w/2 Cylinders

526164_001_A
526164_MANUAL



REF.	DESCRIPTION (◆ indicates parts available in assemblies only)	PART #	QTY
-	ROLLER, DRIVEN LOG LEVELLING - LEFT W/2 CYLINDERS	526164	1
1	BRACKET WELDMENT, HYDRAULIC CYLINDER MOUNT	527018-1	1
2	BRACKET WELDMENT, HYDRAULIC CYLINDER MOUNT	526150-1	1
3	BRACKET, SIDE W/HYDRO MOTOR CONNECTOR	507684-1	1
4	ROLLER WELDMENT, DRIVEN LOG LEVELLING	096028-1	1
5	BRACKET, SIDE	507687-1	1
6	WASHER 13 ZC DIN 126 ISO 7091	F81056-1	4
7	BEARING, 6009.2RSR (FAG) ROLLING	096025	2
8	RING, W 75 INSIDE RETAINING	F81090-41	2
9	PLATE, HYDRAULIC MOTOR MOUNT	096030-1	1
10	WASHER, Z 10.2 SPLIT LOCK ZINC	F81055-2	8
11	BOLT, 3/8-16X1 HEX HEAD	F05007-7	4
12	WASHER, 10.5 FLAT ZINC	F81055-1	20
13	NUT M10 ZC 8 NYLOCK DIN 982 ISO 7040	F81033-1	4
14	BOLT M10X50 HH ZC FT 8.8 DIN 933	F81003-4	4
15	MOTOR, MG06-13-13AAAB HYDRAULIC	P21506	1
-	CYLINDER ASSEMBLY, HYDRAULIC TOE BOARD	085937	2
16	CYLINDER, CJ-S170-16-40/25/152 HYDRAULIC	088681	1
17	FITTING, 1/4NPTX1/4JIC MALE ELBOW	P09142	1
18	FITTING, 1/4NPTX1/4JIC MALE	P09143	1
19	RING, Z 45 OUTSIDE RETAINING	F81090-32	2
20	WASHER, 28 FLAT ZINC	F81061-1	4
21	PIN, HYDRAULIC CYLINDER ZINC-PLATED	086979-1	2
22	NUT M12 ZC 8 NYLOCK DIN 982 ISO 7040	F81034-2	10
23	ROD, CONNECTION	520349	1
24	KEY, A8X7X28 PARALLEL	096035	2
25	WASHER, 10.5 SPECIAL FLAT ZINC	F81055-6	2
26	BOLT, M10X25 8.8 HEX HEAD FULL THREAD ZINC	F81003-31	2
27	GUARD, HYDRAULIC MOTOR	507690-1	1



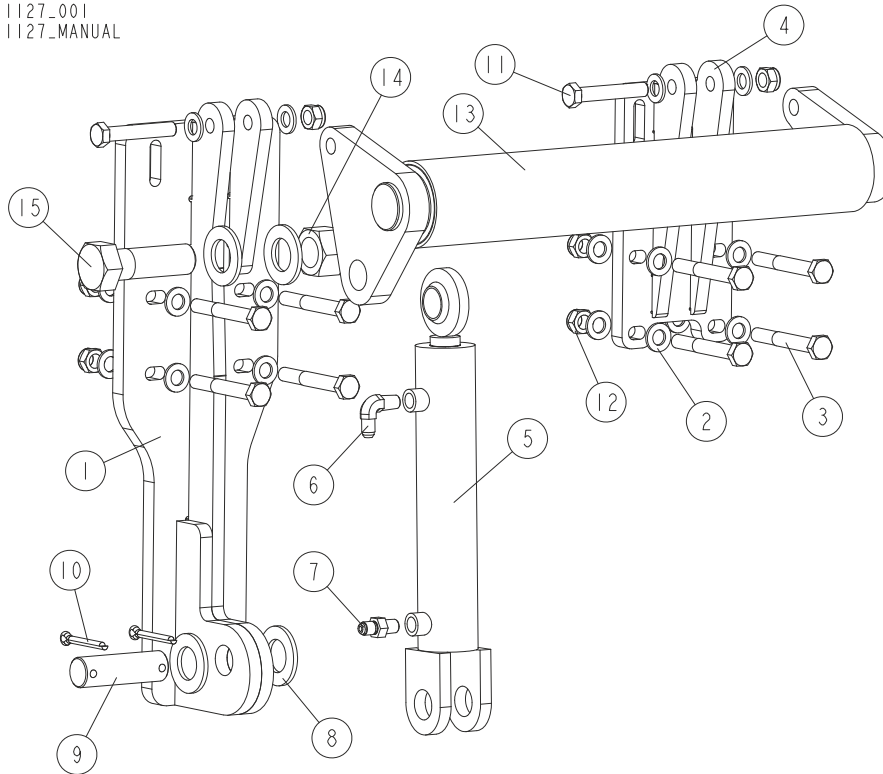
HYDRAULIC SYSTEM

Driven Log Levelling Roller, Left w/2 Cylinders

REF.	DESCRIPTION (◆ indicates parts available in assemblies only)	PART #	QTY	
28	PIN, S-ZN-6.3X45 COTTER	F81045-2	2	
29	SCREW, M6X20-5.8-B SLOTTED COUNTERSUNK HEAD ZINC	F81001-31	2	
30	FITTING, 1/2-14NPT/ 7/16-20UNF STRAIGHT W/MALE THREAD	096919	2	
31	BOLT, M12X70-8.8 HEX HEAD ZINC	F81004-39	2	
32	BOLT, M12X90 8.8 HEX HEAD ZINC	F81004-2	8	

9.43 Hydraulic Toe Board, Bottom Bed Rail

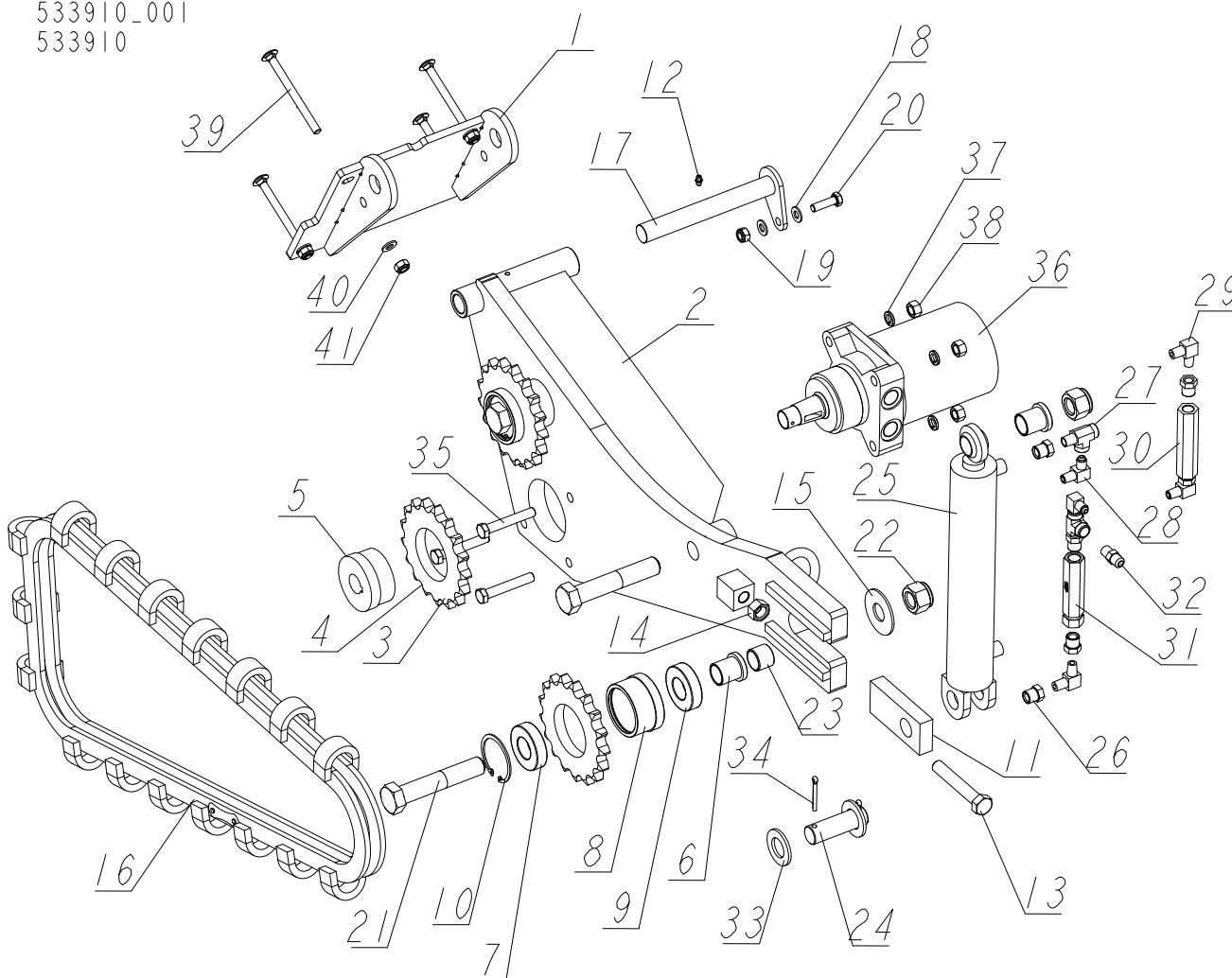
511127_001
511127_MANUAL



REF.	DESCRIPTION (◆ indicates parts available in assemblies only)	PART #	QTY
-	HYDRAULIC TOE BOARD, RIGHT	511127	2
1	BRACKET WELDMENT, POWER ROLLER	510605-1	1
2	WASHER 13 ZC DIN 126 ISO 7091	F81056-1	20
3	BOLT, M12X90 8.8 HEX HEAD ZINC	F81004-2	8
4	BRACKET WELDMENT, ROLLER	520099-1	1
-	CYLINDER ASSEMBLY, HYDRAULIC TOE BOARD	085937	1
5	CYLINDER, CJ-S170-16-40/25/152 HYDRAULIC	088681	1
6	FITTING, 1/4NPTX1/4JIC MALE ELBOW	P09142	1
7	FITTING, 1/4NPTX1/4JIC MALE	P09143	1
8	WASHER, 28 FLAT ZINC	F81061-1	4
9	PIN, HYDRAULIC CYLINDER ZINC-PLATED	086979-1	1
10	PIN, S-ZN-6.3X45 COTTER	F81045-2	2
11	BOLT, M12X70-8.8 HEX HEAD ZINC	F81004-39	2
12	NUT M12 ZC 8 NYLOCK DIN 982 ISO 7040	F81034-2	10
13	TOE BOARD WELDMENT, FRONT HYDRAULIC PAIN	092612-1	1
14	NUT, 1-8 HEX NYLON LOCK ZINC	F05010-109	1
15	BOLT, 1-8X3 1/4 HH GR5	F05009-51	1

9.44 Turner, Left Chain Log - COMPLETE (533910)

533910_001
533910

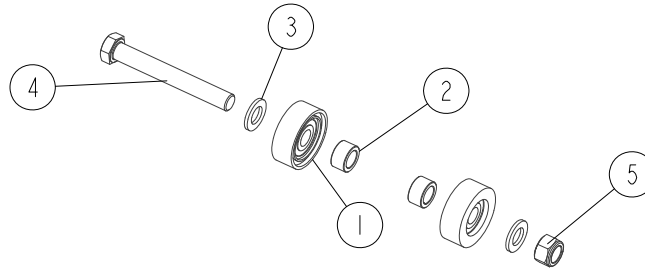


REF	DESCRIPTION (◆ indicates parts available in assemblies only)	PART #	QTY
-	TURNER, LEFT CHAIN LOG - COMPLETE	533910	1
1	BRACKET, CHAIN LOG TURNER MOUNT	526952-1	1
-	CHAIN LOG TURNER - COMPLETE - LEFT	533909	1
-	CHAIN LOG TURNER - COMPLETE- LEFT	533907-1	1
2	PLATE WELDMENT, CHAIN LOG TURNER- LEFT	533908-1	1
3	SPROCKET, CHAIN TURNER	092339	1
4	SPROCKET. A17X1"	093287	1
5	BUSHING, LOG TURNER SPROCKET	093293	1
6	BUSHING, CHAIN TURNER	095663-1	3
7	SPROCKET, CHAIN TURNER - COMPLETE	092399	2
8	SPROCKET W/HUB	093290	1
9	BEARING, 6206 25 IN IDLER	093292	2
10	RING, 62W INSIDE RETAINING	F81090-1	1
11	PLATE, CHAIN TENSION	095664-1	1
12	FITTING, M6 GREASE	086280	1

REF	DESCRIPTION (◆ indicates parts available in assemblies only)	PART #	QTY	
13	BOLT, M16X100-8.8 HEX HEAD FULL THREAD Z	F81006-2	1	
14	NUT, M16-5.8 HEX ZINC	F81036-1	1	
15	WASHER, 25X63 ZINC-PLATED	088585-1	1	
16	CHAIN, LOG TURNER	093423	1	
17	PIN WELDMENT, TURNER MOUNT - COMPLETE	095666-1	1	
18	WASHER, 10.5 FLAT ZINC	F81055-1	2	
19	NUT, M10-8-B HEX NYLON ZINC LOCK	F81033-1	1	
20	BOLT, M10X35-8.8 HEX HEAD FULL THREAD ZIN	F81003-17	1	
21	BOLT, M24X120-8.8 HEX HEAD	F81009-4	3	
22	NUT, M24-8-A HEX NYLON ZINC LOCK	F81039-8	3	
23	BUSHING, CHAIN LOG TURNER	095643-1	1	
24	PIN, HYDRAULIC CYLINDER ZINC-PLATED	086979-1	1	
-	CYLINDER W/VALVE & FITTINGS	515892	1	
25	CYLINDER, 2X10 ROD END WELDED 16"	034267	1	
26	FITTING, 3/8" NPT X 1/4" NPT REDUCER	015490	6	
27	FITTING, C3759X4 MALE YTY	P09141	2	
28	FITTING, 3/8JIC-1/4NPT 90L	015491	3	
29	FITTING, 1/4NPT MALE PIPE ELBOW	P09140	2	
30	VALVE, SIDE SUPPORT SEQUENCE	015484	1	
31	RELIEF VALVE 49005-1000	557900	1	
32	FITTING, 3/8JIC-1/4NPT STRAIGHT	015560	1	
33	WASHER, 28 FLAT ZINC	F81061-1	2	
34	PIN, S-FE 5X40 COTTER	F81043-31	2	
35	BOLT, M12X75-8.8 HEX HEAD ZINC	F81004-21	4	
36	MOTOR, TG0475US080AABP HYDRAULIC	007331-2	1	
37	WASHER, Z12.2 SPLIT LOCK ZINC	F81056-2	4	
38	NUT M12 ZC 8 DIN 934	F81034-1	4	
39	BOLT, M10X125 8.8 CARRIAGE ZINC	F81003-34	4	
40	WASHER, 10.5 FLAT ZINC	F81055-1	4	
41	NUT, M10-8-B HEX NYLON ZINC LOCK	F81033-1	4	

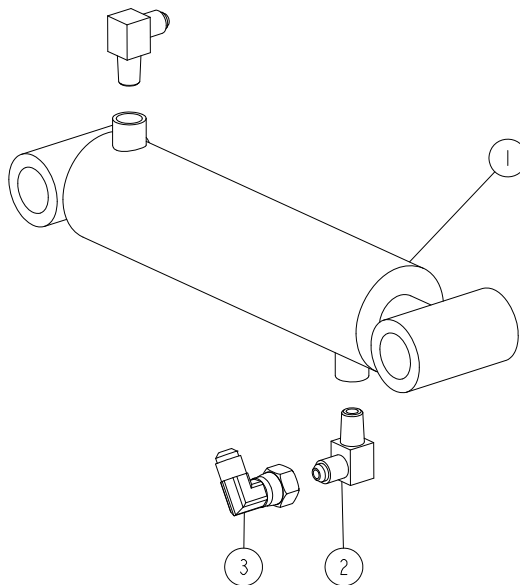
9.45 Log Side Support Roller. 516142

516142_001
516142_MANUAL



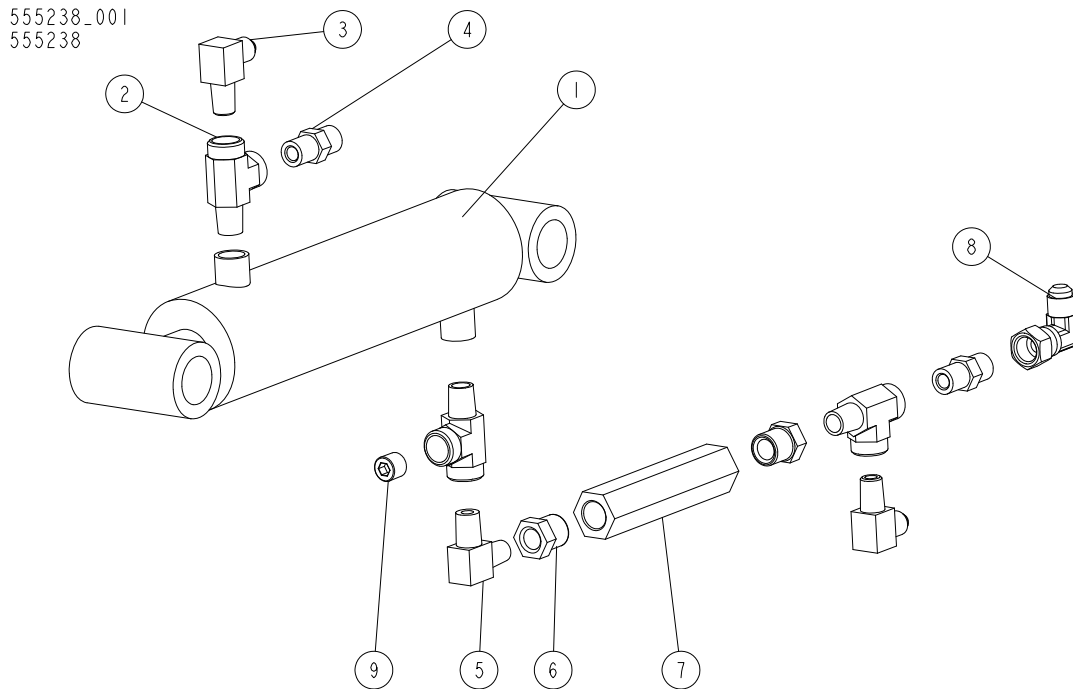
REF	DESCRIPTION (◆ indicates parts available in assemblies only)	PART #	QTY	
	ROLLER ASSEMBLY, LOG SIDE SUPPORT	516142	1	
1	ROLLER ASSY, SIDE SUPPORT	015014-1	2	
2	BUSHING, 16.5/25-14 SPACER ZINC	501415-1	2	
3	WASHER, 17 SPLIT LOCK ZINC	F81058-1	2	
4	BOLT, ISO 24014 M16X120_8.8 A2E	F81006-25	1	
5	NUT, M16-8 HEX NYLON ZINC LOCK	F81036-2	1	

9.46 Hydraulic Cylinder. 520414

520414_001
520414

REF	DESCRIPTION (◆ indicates parts available in assemblies only)	PART #	QTY	
-	CYLINDER, COMPLETE HYDRAULIC	520414	1	
1	CYLINDER, 28/150 1/4 NPT PORT HYDRAULIC	094002	1	
2	FITTING, 3/8JIC-1/4NPT 90L	015491	2	
3	ELBOW, M/F-90-9/16 JIC	500597	1	

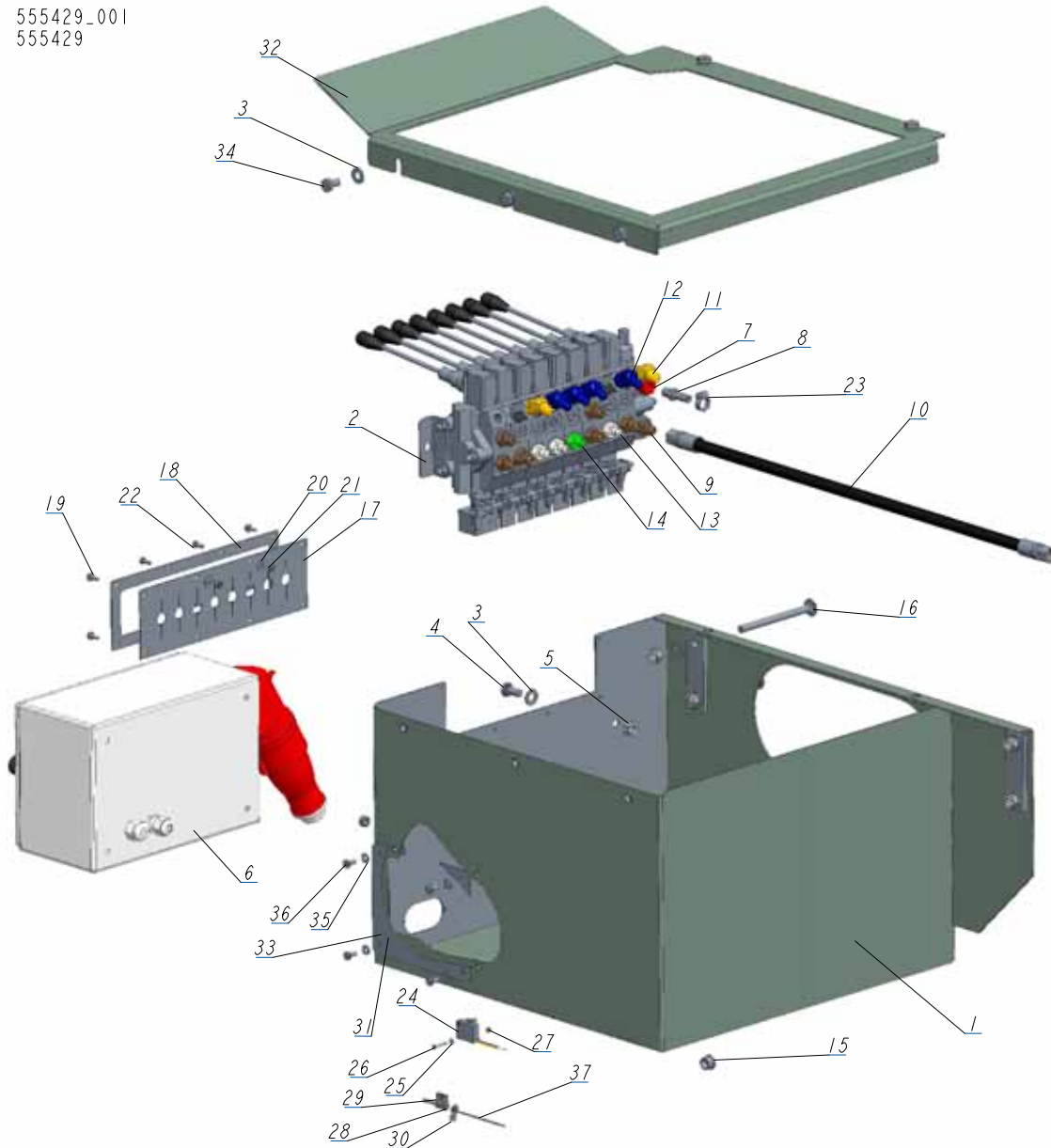
9.47 Cylinder Assembly. 555238



REF	DESCRIPTION (◆ indicates parts available in assemblies only)	PART #	QTY
-	CYLINDER ASSEMBLY, HYDRAULIC STANDARD PLUS	555238	1
1	CYLINDER, 28/150 1/4 NPT PORT HYDRAULIC	094002	1
2	FITTING, C3759X4 MALE ÝÝ	P09141	3
3	FITTING, 3/8JIC-1/4NPT 90L	015491	2
4	FITTING, 3/8JIC-1/4NPT STRAIGHT	015560	2
5	FITTING, 1/4NPT MALE PIPE ELBOW	P09140	1
6	FITTING, 3/8" NPT X 1/4" NPT REDUCER	015490	2
7	VALVE, SIDE SUPPORT SEQUENCE	015484	1
8	ELBOW, M/F-90-9/16 JIC	500597	1
9	PLUG, 1/4-18 NPT BLANK	096221	1

9.48 Front Box. 555429

555429_001
555429

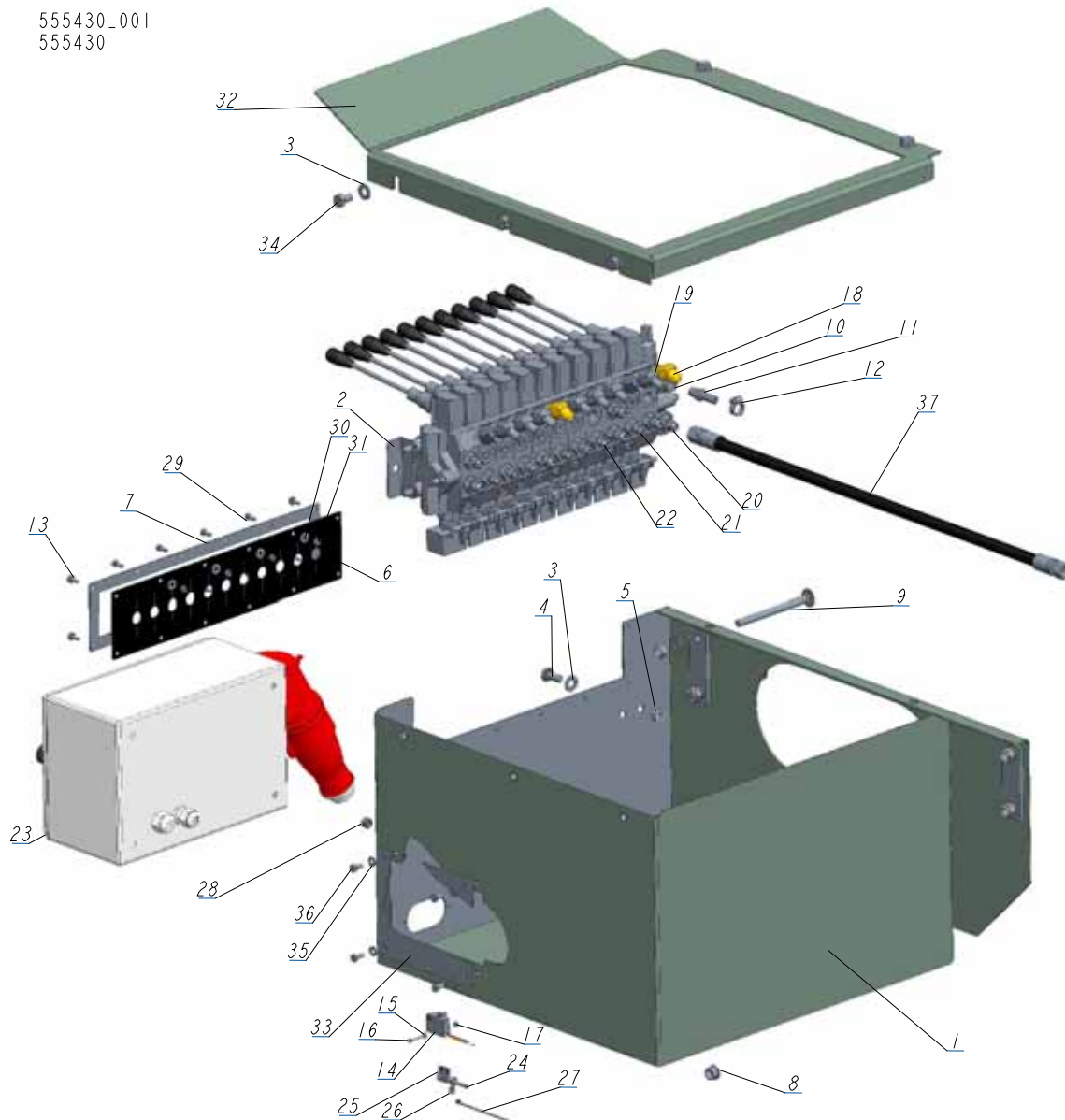


REF	DESCRIPTION (◆ indicates parts available in assemblies only)	PART #	QTY
-	BOX, FRONT AHS3/LT40/70 KPL.	555429	1
1	BOX, FRONT	555436-1	1
2	VALVE, 8 SECTIONS DC HYDRAULIC	545672	1
3	WASHER, 10.5 FLAT ZINC	F81055-1	11
4	BOLT, ISO 4017-M10X20-8.8-A2E HEX HEAD	F81003-53	2
5	NUT, M10-8-B HEX NYLON ZINC LOCK	F81033-1	6
6	BOX, LT40/70 ELECTRICAL	566251	1
	DOOR, 566251 200x300x150 ELECTRIC BOX	084686	1
7	FITTING, 6SAE MALE-1/4NPT FEMALE	014686	1
8	FITTING, 1/4NPT-3/8 BARB	014685	1
9	FITTING, 3/8" O-RING X 3/8" JIC	014687	7
10	PHD 2T3/8X6.80 W9/16UNF-W9/16UNF	555366	1

REF	DESCRIPTION (◆ indicates parts available in assemblies only)	PART #	QTY	
11	FITTING, #6SAE 45 DEG ELBOW	015489	2	
12	FITTING, #4 SAE - #6 SAE 45° ELBOW	015488	4	
13	FITTING, 1/4JIC-3/8 O-RING	P26284	3	
14	ZN-140 UNF9/16-18/7/16-20	555134	1	
15	GROMMET, 15,9 UB625 RUBBER	086816	1	
16	BOLT, M10X125 8.8 CARRIAGE ZINC	F81003-34	2	
17	GUARD, 8-SECTION HYDRAULIC VALVE RUBBER	545673	1	
18	COVER, 8-SECTION VALVE GUARD	545674-1	1	
19	BOLT, #10-24X1/2 SELF-TAPPING	F05015-7	6	
20	WASHER, 5.5 SPECIAL FLAT ZINC	F81052-3	2	
21	NUT, M5 8 HEX ZINC	F81030-1	2	
22	BOLT, M5X12 8.8 HEX HEAD FULL THREAD ZIN	F81000-5	2	
23	CLAMP, 11/16 WORM	061807	1	
24	MICROSWITCH, HYDRAULIC VALVE	014765	1	
25	WASHER, 3.2 FLAT ZINC	F81050-2	2	
26	SCREW, M3X20-5.8-A-PAN HEAD ZINC	F81000-8	2	
27	NUT, M3-6-HEX NYLON ZINC LOCK	F81028-2	2	
28	CABLE, OLFLEX CLASIC 400P 4G2,5	R80585-6	1	
29	TERMINAL, KO 2.5/5 RING	F81064-1	4	
30	TERMINAL, KO1/8 RING	F05092-7	1	
31	NUT, M8-8-B HEX NYLON ZINC LOCK	F81032-2	4	
32	COVER TOP, BOX FRONT	555440-1	1	
33	CAP	555383-1	1	
34	BOLT, M10X16-8.8 HEX HEAD FULL THREAD ZI	F81003-13	5	
35	WASHER, 6.4 FLAT ZINC	F81053-1	4	
36	BOLT, M6X12-8.8 HEX HEAD FULL THREAD ZIN	F81001-7	4	
37	TIE WRAP, TK 9/3	F81082-4	1	

9.49 Front Box. 555430

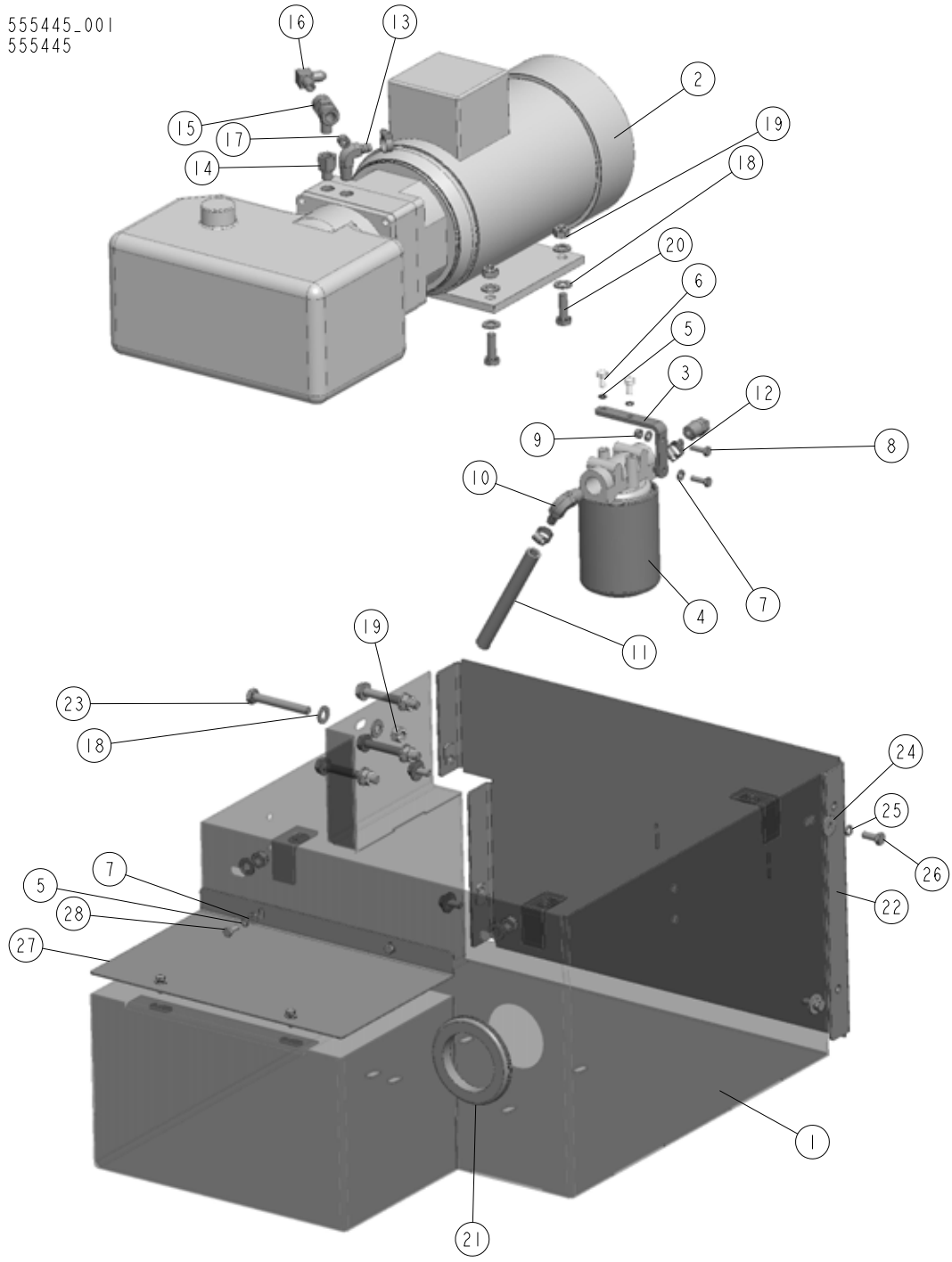
555430_001
555430



REF	DESCRIPTION (◆ indicates parts available in assemblies only)	PART #	QTY
-	BOX FRONT 11SEC. AHS5/LT40/70	555430	1
1	BOX, FRONT	555443-1	1
2	VALVE 11 SEC. HDS11/10	510568_	1
3	WASHER, 10.5 FLAT ZINC	F81055-1	11
4	BOLT, ISO 4017-M10X20-8.8-A2E HEX HEAD	F81003-53	2
5	NUT, M10-8-B HEX NYLON ZINC LOCK	F81033-1	6
6	COVER, 11-SECTION VALVE RUBBER	518926	1
7	COVER, 11-SECTION VALVE GUARD	510571-1	1
8	GROMMET, 15,9 UB625 RUBBER	086816	1
9	BOLT, M10X125 8.8 CARRIAGE ZINC	F81003-34	2
10	FITTING, 6SAE MALE-1/4NPT FEMALE	014686	1
11	FITTING, 1/4NPT-3/8 BARB	014685	1

REF	DESCRIPTION (◆ indicates parts available in assemblies only)	PART #	QTY	
12	CLAMP, 11/16 WORM	061807	1	
13	BOLT, #10-24X1/2 SELF-TAPPING	F05015-7	8	
14	MICROSWITCH, HYDRAULIC VALVE	014765	1	
15	WASHER, 3.2 FLAT ZINC	F81050-2	2	
16	SCREW, M3X20-5.8-A-PAN HEAD ZINC	F81000-8	2	
17	NUT, M3-6-HEX NYLON ZINC LOCK	F81028-2	2	
18	FITTING, #6SAE 45 DEG ELBOW	015489	2	
19	FITTING, #4 SAE - #6 SAE 45° ELBOW	015488	7	
20	FITTING, 3/8" O-RING X 3/8" JIC	014687	7	
21	FITTING, 1/4JIC-3/8 O-RING	P26284	6	
22	ZN-140 UNF9/16-18/7/16-20	555134	1	
23	BOX, LT40/70 ELECTRICAL	566251	1	
	DOOR, 566251 200x300x150 ELECTRIC BOX	084686	1	
24	CABLE, OLFLEX CLASIC 400P 4G2,5	R80585-6	1	
25	TERMINAL, KO 2.5/5 RING	F81064-1	4	
26	TERMINAL, KO1/8 RING	F05092-7	1	
27	TIE WRAP, TK 9/3	F81082-4	1	
28	NUT, M8-8-B HEX NYLON ZINC LOCK	F81032-2	4	
29	BOLT, M5X12 8.8 HEX HEAD FULL THREAD ZIN	F81000-5	4	
30	WASHER, 5.5 SPECIAL FLAT ZINC	F81052-3	4	
31	NUT, M5 8 HEX ZINC	F81030-1	4	
32	COVER TOP, BOX FRONT	555440-1	1	
33	CAP	555383-1	1	
34	BOLT, M10X16-8.8 HEX HEAD FULL THREAD ZI	F81003-13	5	
35	WASHER, 6.4 FLAT ZINC	F81053-1	4	
36	BOLT, M6X12-8.8 HEX HEAD FULL THREAD ZIN	F81001-7	4	
37	PHD 2T3/8X6.80 W9/16UNF-W9/16UNF	555366	1	

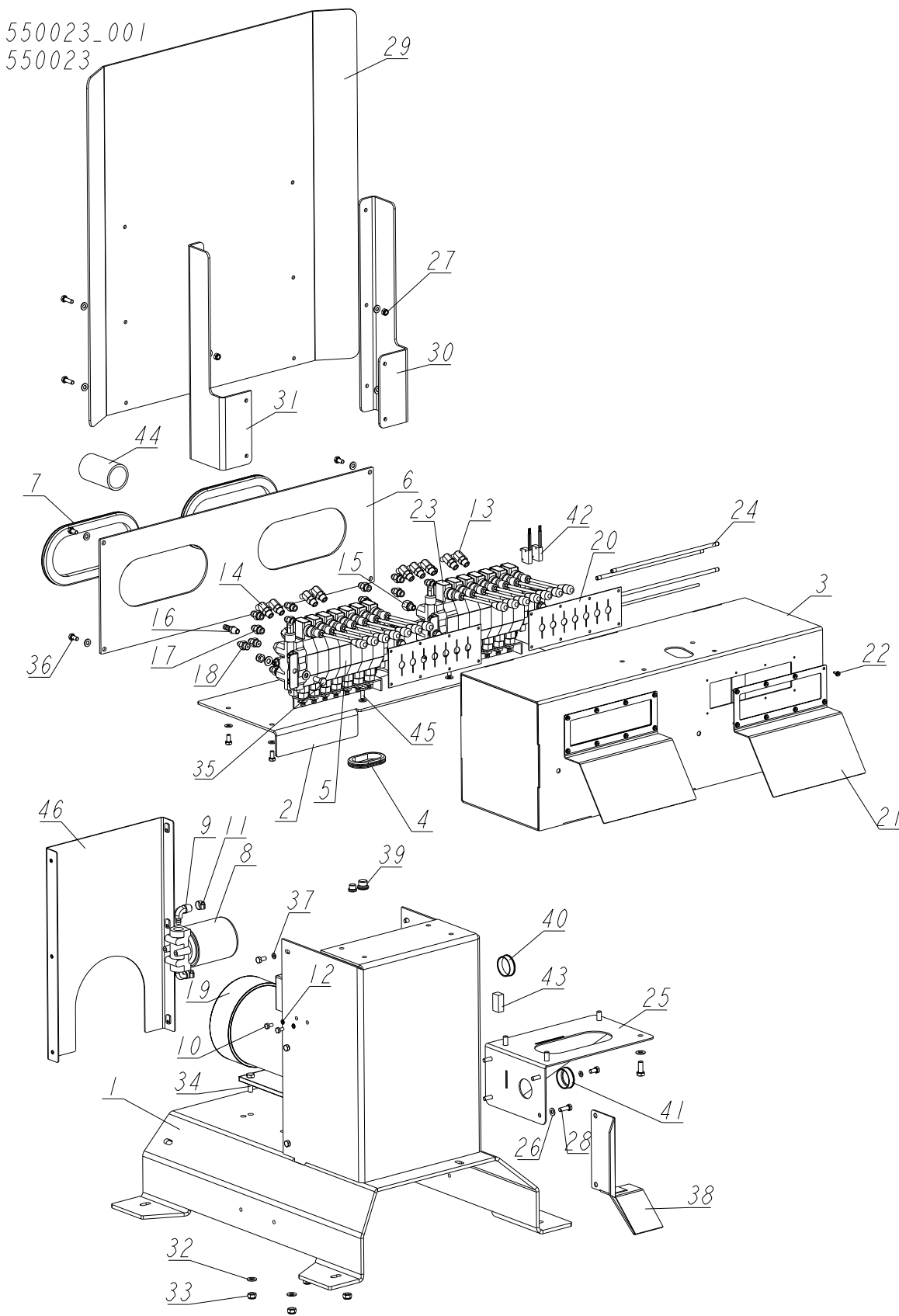
9.50 Rear Box. 555445



REF	DESCRIPTION (◆ indicates parts available in assemblies only)	PART #	QTY
-	BOX, REAR LT40/70/AHS COMPLETE	555445	1
1	BOX, REAR	555446-1	1
2	PUMP, AC.5,5KW 18.5L/MIN HYDRAULIC W/MOT	517840	1
3	BRACKET, OIL FILTER	550029-1	1
4	MANIFOLD, W/FILTER	P22683	1
5	WASHER, Z 6.1 SPLIT LOCK	F81053-3	6
6	BOLT, 1/4-20X1/2 HEX HEAD	F05005-15	2

REF	DESCRIPTION (◆ indicates parts available in assemblies only)	PART #	QTY	
7	WASHER, 6.4 FLAT ZINC	F81053-1	8	
8	BOLT, M6X20 8.8 HEX HEAD FULL THREAD ZIN	F81001-2	2	
9	NUT, M6-8-B HEX NYLON ZINC LOCK	F81031-2	2	
10	FITTING, 1/2NPT-3/8 BARB ELBOW	P12707	2	
11	HOSE, 3/8" LOW PRESSURE HYDRAULIC	R01892-1	1	
12	CLAMP, 11/16 WORM	061807	3	
13	FITTING, 3/8NPT-3/8 BARB ELBOW	P12708	1	
14	FITTING, 6SAE MALE-1/4NPT FEMALE	014686	1	
15	FITTING, 1/4NPT BRANCH TEE	015486	1	
16	FITTING, 3/8JIC-1/4NPT 90L	015491	1	
17	PLUG, 1/4-18 NPT BLANK	096221	1	
18	WASHER, 10.5 FLAT ZINC	F81055-1	18	
19	NUT, M10-8-B HEX NYLON ZINC LOCK	F81033-1	10	
20	BOLT, DIN933-M10X30-8.8-A2E HEX HEAD	F81003-111	4	
21	COVER, 80 MM RUBBER	089293	1	
22	PLATE, SIDE	555450-1	1	
23	BOLT, M10X75-8.8 HEX HEAD ZINC	F81003-15	4	
24	WASHER, 8.5 SPECIAL FLAT ZINC	F81054-11	4	
25	WASHER 8,2 SPLIT LOCK ZINC	F81054-4	4	
26	BOLT, M8X20 8.8 HEX HEAD FULL THREAD ZIN	F81002-4	4	
27	COVER, REAR	555452-1	1	
28	BOLT M6X16 HH ZC FT 8.8 DIN 933	F81001-15	4	

9.51 Hydraulic Control Box 14 sec. 5.5 kW (550023)

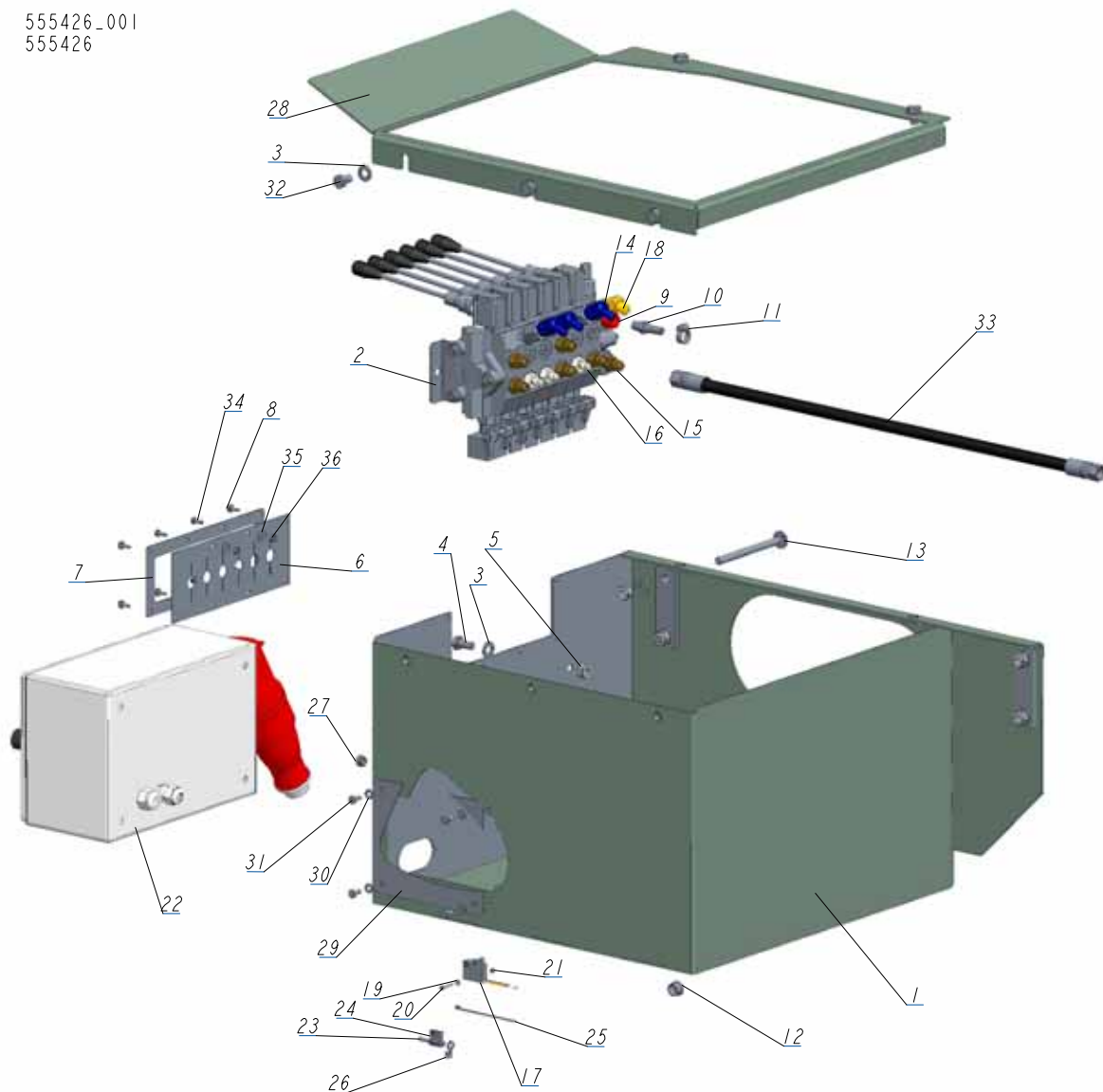


REF	DESCRIPTION (◆ indicates parts available in assemblies only)	PART #	QTY
-	PULPIT REMOTE KPL.-14 sek. 5.5kW	550023	1
1	BASE WELDMENT, REMOTE HYDRAULIC CONTROL	500509-1	1
2	PLATE, REMOTE HYDRAULIC CONTROL BOX	500510-1	1
3	HOUSING, CONTROL VALVE	550010-1	1
4	GROMMET, RUBBER	087065	1
5	VALVE, 7-SECTION AC HYDRAULIC	510560	1
6	COVER, HYDRAULIC VALVE HOUSING REAR	500515	1
7	GROMMET, 4 3/8 X 10 OVAL RUBBER	085759	2
8	MANIFOLD, W/FILTER	P22683	1
9	FITTING, 1/2NPT-3/8 BARB ELBOW	P12707	2
10	BOLT, 1/4-20X1/2 HEX HEAD	F05005-15	2
11	CLAMP, 11/16 WORM	P12739	2
12	WASHER, Z 6.1 SPLIT LOCK ZINC	F81053-3	2
13	FITTING, #4 SAE - #6 SAE 45° ELBOW	015488	8
14	FITTING, #6SAE 45 DEG ELBOW	015489	1
15	FITTING, 6SAE MALE-1/4NPT FEMALE	014686	2
16	FITTING, 1/4NPT-3/8 BARB	014685	1
17	FITTING, 3/8" O-RING X 3/8" JIC	014687	12
18	FITTING, 1/4JIC-3/8 O-RING	P26284	4
19	PUMP, AC.5,5KW 18.5L/MIN HYDRAULIC W/MOT	517840	1
20	COVER, RUBBER (7 SECTIONS)	510566	2
21	PLATE, FRONT	550012-1	2
22	BOLT, #10-24X1/2 SELF-TAPPING	F05015-7	16
-	VALVE, 7 SECTION	594045	1
-	SECTION, HDS11 HYDRAULIC VALVE	098624	1
23	VALVE, HYDRAULIC (1 SECTION)	510561	1
24	HYDRAULIC VALVE, SET OF PINS	083771	1
25	SHELF, ELECTRIC BOX COMPLETE	500518-1	1
26	WASHER, 8.4 FLAT ZINC	F81054-1	32
27	NUT, M8-8-B HEX NYLON ZINC LOCK	F81032-2	12
28	BOLT, M8X25-8.8-B HEX HEAD FULL THREAD Z	F81002-5	8
29	GUARD, LT70 AC REMOTE CONTROL BOX	090219	1
30	BRACKET, CONTROL BOX GUARD	500766-1	1
31	BRACKET, CONTROL BOX GUARD - LEFT	500767-1	1
32	WASHER, 10.5 FLAT ZINC	F81055-1	20
33	NUT, M10-8-B HEX NYLON ZINC LOCK	F81033-1	8
34	BOLT, M10X35-8.8 HEX HEAD FULL THREAD ZIN	F81003-17	4
35	BOLT, M10X25 8.8 HEX HEAD FULL THREAD ZI	F81003-11	8
36	BOLT, M8X16 -8.8-B HEX HEAD FULL THREAD	F81002-20	12
37	WASHER, 6.4 FLAT ZINC	F81053-1	6
38	GUARD, CABLE	501102-1	1
39	PLUG KIT FOR 500508	505060	1
40	CAP, 44.5 MM #466923 HOLE	500768	1
41	BUSH, MOSS 44.5MM 465901 SNAP-FIT	R80670-3	1
42	MICROSWITCH, HYDRAULIC VALVE	014765	2
43	CONTACT ASSEMBLY, AC NEGATIVE	086624	1
44	SLEEVE, LT40/70 0.6 THICK 3.5 LONG PROTE	510287	1

REF	DESCRIPTION (◆ indicates parts available in assemblies only)	PART #	QTY	
45	BOLT, M8X20 8.8 HEX HEAD FULL THREAD ZIN	F81002-4	4	
46	PLATE, REMOTE HYDRAULIC CONTROL BOX REAR	500516-1	1	

9.52 Front Box. 555426

555426_001
555426

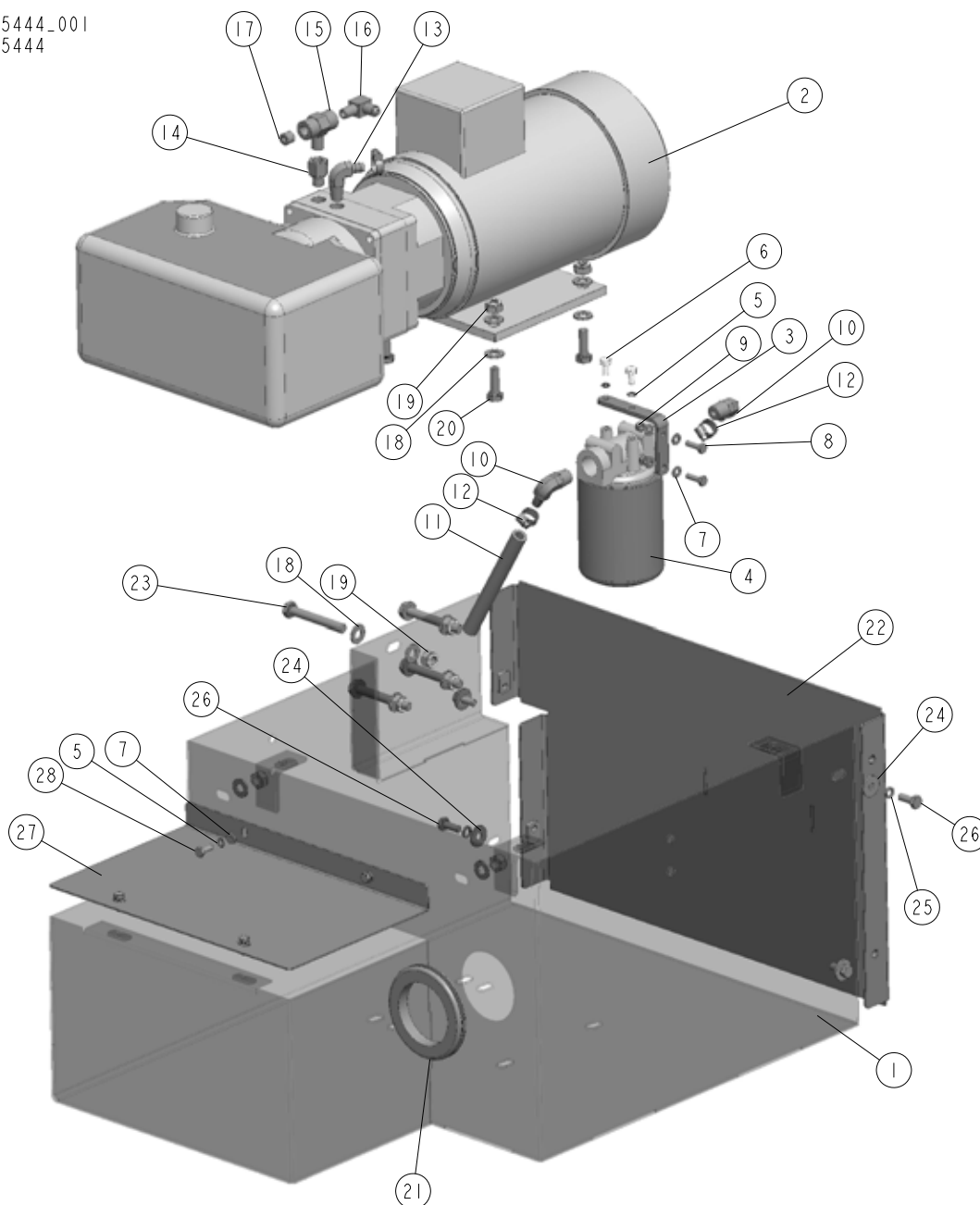


REF	DESCRIPTION (◆ indicates parts available in assemblies only)	PART #	QTY
-	BOX, FRONT 6 SEC. AH3/LT40/70	555426	1
1	BOX, FRONT	555463-1	1
2	VALVE, 6 SECTION HDS10/6-6	015260_	1
3	WASHER, 10.5 FLAT ZINC	F81055-1	11
4	BOLT, ISO 4017-M10X20-8.8-A2E HEX HEAD	F81003-53	2
5	NUT, M10-8-B HEX NYLON ZINC LOCK	F81033-1	6
6	GUARD, RUBBER VALVE DOUBLE	015079	1
7	COVER, VALVE GUARD PTD	086519-1	1
8	BOLT, #10-24X1/2 SELF-TAPPING	F05015-7	6
9	FITTING, 6SAE MALE-1/4NPT FEMALE	014686	1
10	FITTING, 1/4NPT-3/8 BARB	014685	1
11	CLAMP, 11/16 WORM	061807	1

REF	DESCRIPTION (◆ indicates parts available in assemblies only)	PART #	QTY	
12	GROMMET, 15,9 UB625 RUBBER	086816	1	
13	BOLT, M10X125 8.8 CARRIAGE ZINC	F81003-34	2	
14	FITTING, #4 SAE - #6 SAE 45° ELBOW	015488	3	
15	FITTING, 3/8" O-RING X 3/8" JIC	014687	6	
16	FITTING, 1/4JIC-3/8 O-RING	P26284	3	
17	MICROSWITCH, HYDRAULIC VALVE	014765	1	
18	FITTING, #6SAE 45 DEG ELBOW	015489	1	
19	WASHER, 3.2 FLAT ZINC	F81050-2	2	
20	SCREW, M3X20-5.8-A-PAN HEAD ZINC	F81000-8	2	
21	NUT, M3-6-HEX NYLON ZINC LOCK	F81028-2	2	
22	BOX, LT40/70 ELECTRICAL	566251	1	
	DOOR, 566251 200x300x150 ELECTRIC BOX	084686	1	
23	CABLE, OLFLEX CLASIC 400P 4G2,5	R80585-6	1	
24	TERMINAL, KO 2.5/5 RING	F81064-1	4	
25	TIE WRAP, TK 9/3	F81082-4	1	
26	TERMINAL, KO1/8 RING	F05092-7	1	
27	NUT, M8-8-B HEX NYLON ZINC LOCK	F81032-2	4	
28	COVER TOP, BOX FRONT	555440-1	1	
29	CAP	555383-1	1	
30	WASHER, 6.4 FLAT ZINC	F81053-1	4	
31	BOLT, M6X12-8.8 HEX HEAD FULL THREAD ZIN	F81001-7	4	
32	BOLT, M10X16-8.8 HEX HEAD FULL THREAD ZI	F81003-13	5	
33	PHD 2T3/8X6.80 W9/16UNF-W9/16UNF	555366	1	
34	BOLT, M5X12 8.8 HEX HEAD FULL THREAD ZIN	F81000-5	2	
35	WASHER, 5.5 SPECIAL FLAT ZINC	F81052-3	2	
36	NUT, M5 8 HEX ZINC	F81030-1	2	

9.53 Rear Box. 555444

555444_001
555444

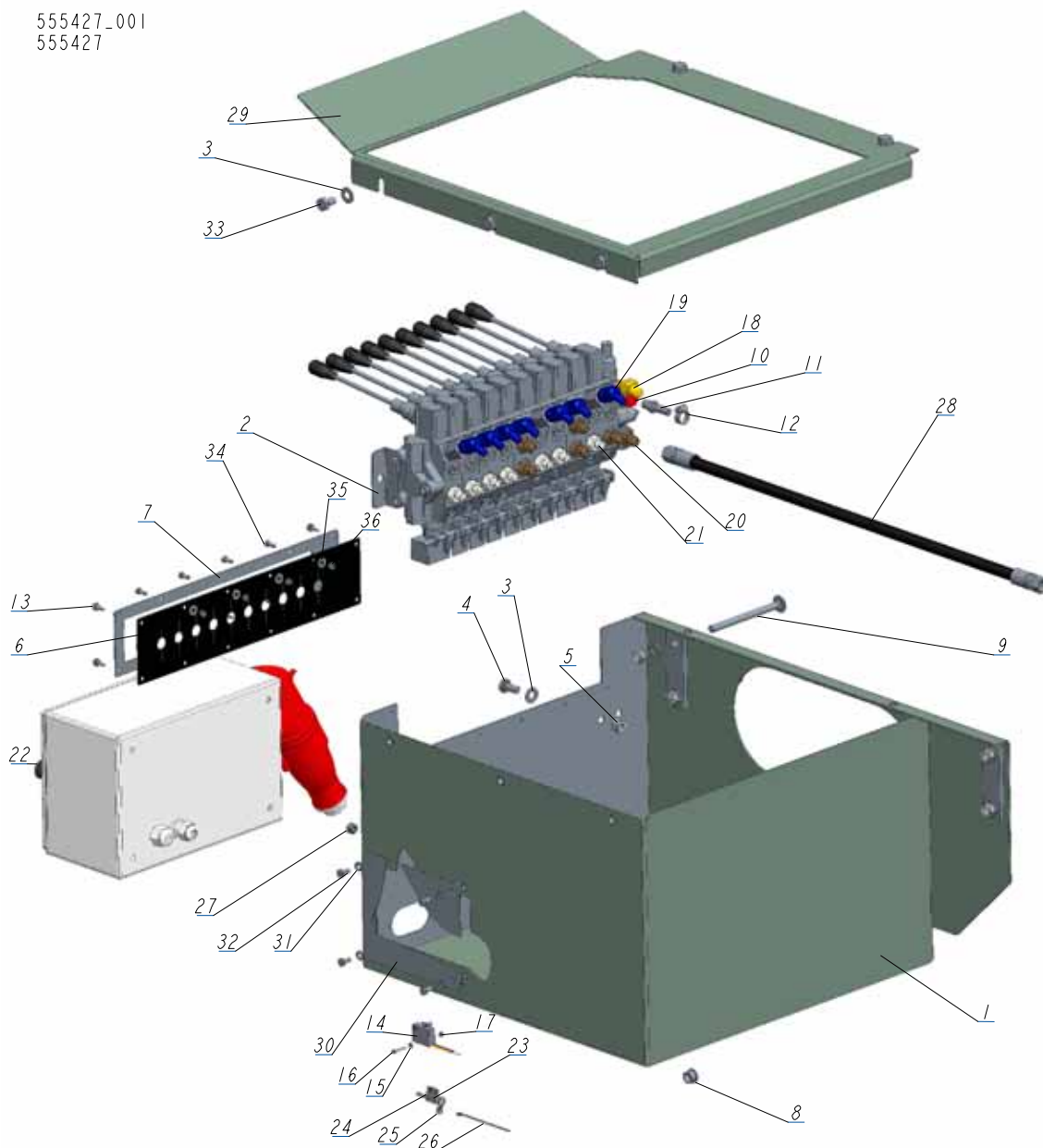


REF	DESCRIPTION (◆ indicates parts available in assemblies only)	PART #	QTY
-	BOX, REAR LT20/40/70/AH/AHP COMPLETE	555444	1
1	BOX, REAR	555446-1	1
2	PUMP, AC-4KW (Q=14,5L/MIN) HYDRAULIC W/M	500958	1
3	BRACKET, OIL FILTER	550029-1	1
4	MANIFOLD, W/FILTER	P22683	1
5	WASHER, Z 6.1 SPLIT LOCK	F81053-3	6
6	BOLT, 1/4-20X1/2 HEX HEAD	F05005-15	2
7	WASHER, 6.4 FLAT ZINC	F81053-1	8

REF	DESCRIPTION (◆ indicates parts available in assemblies only)	PART #	QTY	
8	BOLT, M6X20 8.8 HEX HEAD FULL THREAD ZIN	F81001-2	2	
9	NUT, M6-8-B HEX NYLON ZINC LOCK	F81031-2	2	
10	FITTING, 1/2NPT-3/8 BARB ELBOW	P12707	2	
11	HOSE, 3/8" LOW PRESSURE HYDRAULIC	R01892-1	1	
12	CLAMP, 11/16 WORM	061807	3	
13	FITTING, 3/8NPT-3/8 BARB ELBOW	P12708	1	
14	FITTING, 6SAE MALE-1/4NPT FEMALE	014686	1	
15	FITTING, 1/4NPT BRANCH TEE	015486	1	
16	FITTING, 3/8JIC-1/4NPT 90L	015491	1	
17	PLUG, 1/4-18 NPT BLANK	096221	1	
18	WASHER, 10.5 FLAT ZINC	F81055-1	18	
19	NUT, M10-8-B HEX NYLON ZINC LOCK	F81033-1	10	
20	BOLT, DIN933-M10X30-8.8-A2E HEX HEAD	F81003-111	4	
21	COVER, 80 MM RUBBER	089293	1	
22	PLATE, SIDE	555450-1	1	
23	BOLT, M10X75-8.8 HEX HEAD ZINC	F81003-15	4	
24	WASHER, 8.5 SPECIAL FLAT ZINC	F81054-11	4	
25	WASHER 8,2 SPLIT LOCK ZINC	F81054-4	4	
26	BOLT, M8X20 8.8 HEX HEAD FULL THREAD ZIN	F81002-4	4	
27	COVER, REAR	555452-1	1	
28	BOLT M6X16 HH ZC FT 8.8 DIN 933	F81001-15	4	

9.54 Front Box. 555427

555427_001
555427

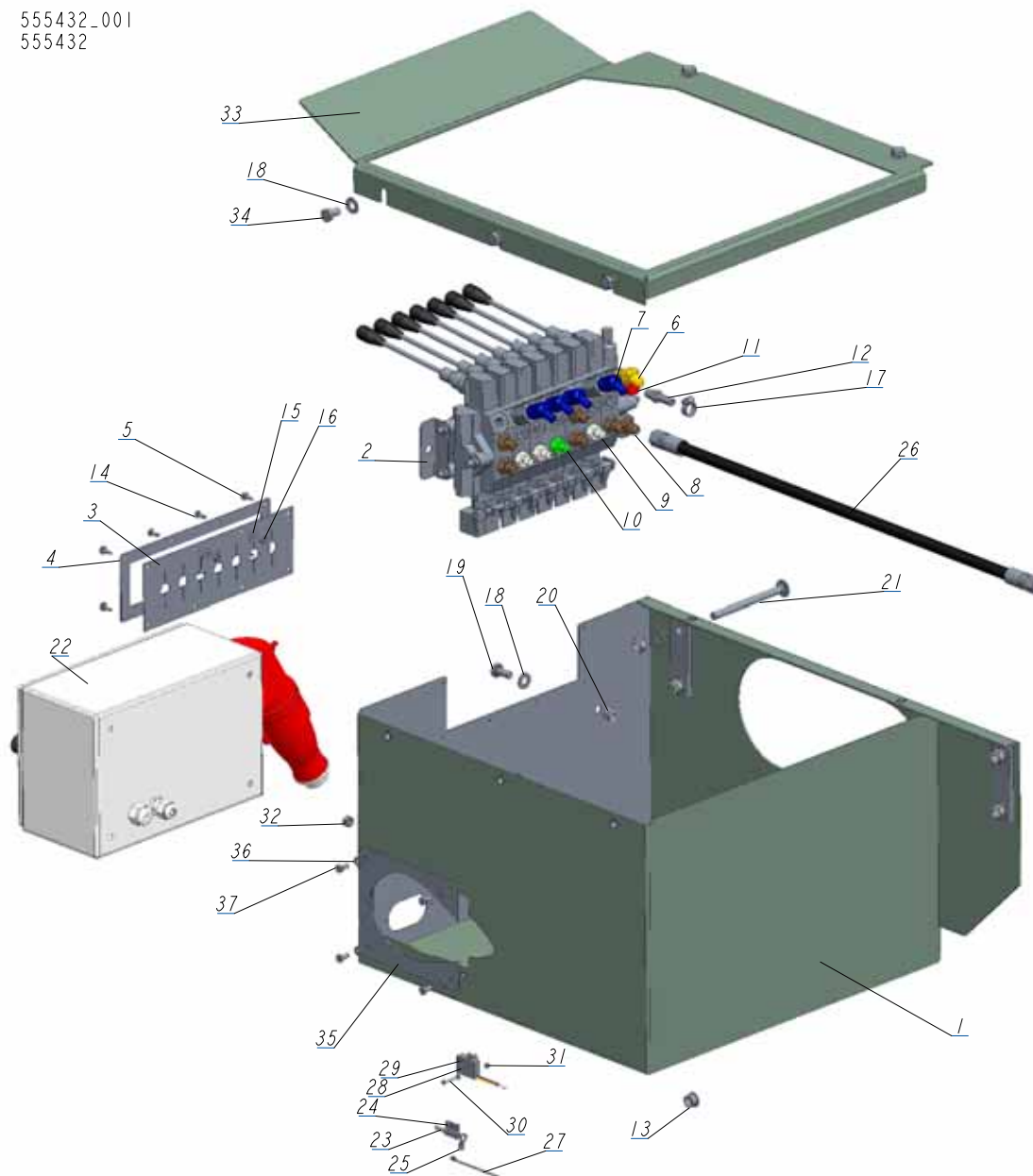


REF	DESCRIPTION (◆ indicates parts available in assemblies only)	PART #	QTY
-	BOX FRONT 10 SEC. AH5/AH7/LT40/70	555427	1
1	BOX, FRONT	555443-1	1
2	VALVE, HDS11/10- 8-SECTION HYDRAULIC	091344	1
3	WASHER, 10.5 FLAT ZINC	F81055-1	11
4	BOLT, ISO 4017-M10X20-8.8-A2E HEX HEAD	F81003-53	2
5	NUT, M10-8-B HEX NYLON ZINC LOCK	F81033-1	6
6	GUARD, RUBBER HYDRAULIC VALVE 10-SECTION	091739	1
7	PLATE, 10-SECTION VALVE PAINTED	091826-1	1
8	GROMMET, 15,9 UB625 RUBBER	086816	1
9	BOLT, M10X125 8.8 CARRIAGE ZINC	F81003-34	2
10	FITTING, 6SAE MALE-1/4NPT FEMALE	014686	1

REF	DESCRIPTION (◆ indicates parts available in assemblies only)	PART #	QTY	
11	FITTING, 1/4NPT-3/8 BARB	014685	1	
12	CLAMP, 11/16 WORM	061807	1	
13	BOLT, #10-24X1/2 SELF-TAPPING	F05015-7	8	
14	MICROSWITCH, HYDRAULIC VALVE	014765	1	
15	WASHER, 3.2 FLAT ZINC	F81050-2	2	
16	SCREW, M3X20-5.8-A-PAN HEAD ZINC	F81000-8	2	
17	NUT, M3-6-HEX NYLON ZINC LOCK	F81028-2	2	
18	FITTING, #6SAE 45 DEG ELBOW	015489	1	
19	FITTING, #4 SAE - #6 SAE 45° ELBOW	015488	7	
20	FITTING, 3/8" O-RING X 3/8" JIC	014687	6	
21	FITTING, 1/4JIC-3/8 O-RING	P26284	7	
22	BOX, LT40/70 ELECTRICAL	566251	1	
	DOOR, 566251 200x300x150 ELECTRIC BOX	084686	1	
23	CABLE, OLFLEX CLASIC 400P 4G2,5	R80585-6	1	
24	TERMINAL, KO 2.5/5 RING	F81064-1	4	
25	TERMINAL, KO1/8 RING	F05092-7	1	
26	TIE WRAP, TK 9/3	F81082-4	1	
27	NUT, M8-8-B HEX NYLON ZINC LOCK	F81032-2	4	
28	PHD 2T3/8X6.80 W9/16UNF-W9/16UNF	555366	1	
29	COVER TOP, BOX FRONT	555440-1	1	
30	CAP	555383-1	1	
31	WASHER, 6.4 FLAT ZINC	F81053-1	4	
32	BOLT, M6X12-8.8 HEX HEAD FULL THREAD ZIN	F81001-7	4	
33	BOLT, M10X16-8.8 HEX HEAD FULL THREAD ZI	F81003-13	5	
34	BOLT, M5X12 8.8 HEX HEAD FULL THREAD ZIN	F81000-5	4	
35	WASHER, 5.5 SPECIAL FLAT ZINC	F81052-3	4	
36	NUT, M5 8 HEX ZINC	F81030-1	4	

9.55 Front Box. 555432

555432_001
555432

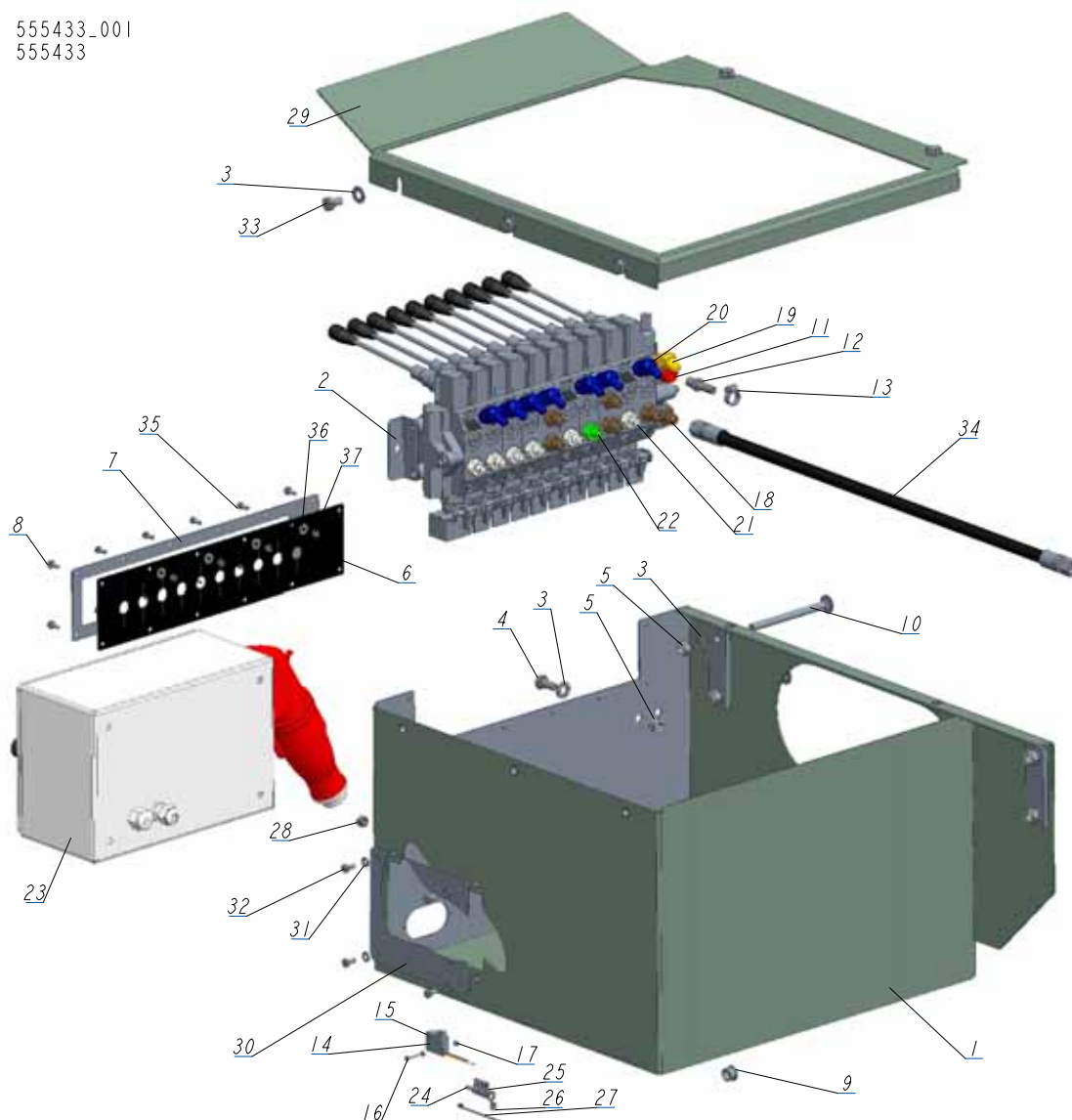


REF	DESCRIPTION (◆ indicates parts available in assemblies only)	PART #	QTY
-	BOX, FRONT. 7 SEC. AHP3/LT40/70	555432	1
1	BOX, FRONT	555464-1	1
2	VALVE, 7-SECTION DC HYDRAULIC	545657	1
3	COVER, RUBBER (7 SECTIONS)	510566	1
4	PLATE, RUBBER COVER MOUNT	510567-1	1
5	BOLT, #10-24X1/2 SELF-TAPPING	F05015-7	6
6	FITTING, #6SAE 45 DEG ELBOW	015489	1
7	FITTING, #4 SAE - #6 SAE 45° ELBOW	015488	4
8	FITTING, 3/8" O-RING X 3/8" JIC	014687	6
9	FITTING, 1/4JIC-3/8 O-RING	P26284	3
10	ZN-140 UNF9/16-18/7/16-20	555134	1

REF	DESCRIPTION (◆ indicates parts available in assemblies only)	PART #	QTY	
11	FITTING, 6SAE MALE-1/4NPT FEMALE	014686	1	
12	FITTING, 1/4NPT-3/8 BARB	014685	1	
13	GROMMET, 15,9 UB625 RUBBER	086816	1	
14	BOLT, M5X12 8.8 HEX HEAD FULL THREAD ZIN	F81000-5	2	
15	WASHER, 5.5 SPECIAL FLAT ZINC	F81052-3	2	
16	NUT, M5 8 HEX ZINC	F81030-1	2	
17	CLAMP, 11/16 WORM	061807	1	
18	WASHER, 10.5 FLAT ZINC	F81055-1	11	
19	BOLT, ISO 4017-M10X20-8.8-A2E HEX HEAD	F81003-53	2	
20	NUT, M10-8-B HEX NYLON ZINC LOCK	F81033-1	6	
21	BOLT, M10X125 CARRIAGE	F81003-34	2	
22	BOX, LT40/70 ELECTRICAL	566251	1	
	DOOR, 566251 200x300x150 ELECTRIC BOX	084686	1	
23	CABLE, OLFLEX CLASIC 400P 4G2,5	R80585-6	1	
24	TERMINAL, KO 2.5/5 RING	F81064-1	4	
25	TERMINAL, KO1/8 RING	F05092-7	1	
26	PHD 2T3/8X6.80 W9/16UNF-W9/16UNF	555366	1	
27	TIE WRAP, TK 9/3	F81082-4	1	
28	MICROSWITCH, HYDRAULIC VALVE	014765	1	
29	WASHER, 3.2-LAT ZINC	F81050-2	2	
30	SCREW, M3X20-5.8-A-PAN HEAD ZINC	F81000-8	2	
31	NUT, M3-6-HEX NYLON ZINC LOCK	F81028-2	2	
32	NUT, M8-8-B HEX NYLON ZINC LOCK	F81032-2	4	
33	COVER TOP, BOX FRONT	555440-1	1	
34	BOLT, M10X16-8.8 HEX HEAD FULL THREAD ZI	F81003-13	5	
35	CAP	555383-1	1	
36	WASHER, 6.4 FLAT ZINC	F81053-1	4	
37	BOLT, M6X12-8.8 HEX HEAD FULL THREAD ZIN	F81001-7	4	

9.56 Front Box. 555433

555433_001
555433

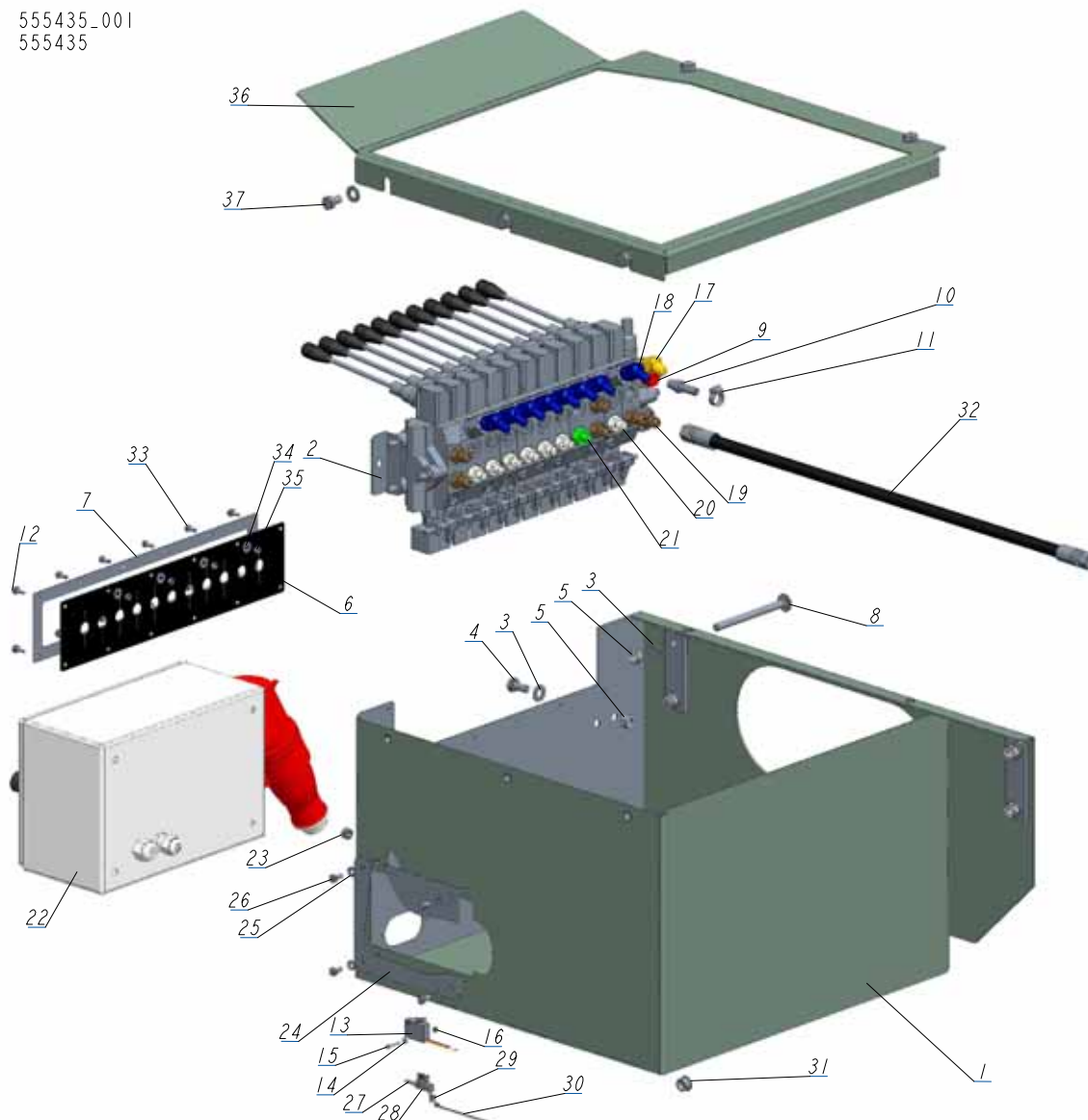


REF	DESCRIPTION (◆ indicates parts available in assemblies only)	PART #	QTY
-	BOX, FRONT 10 SEC. AHP5/LT40/70	555433	1
1	BOX, FRONT	555443-1	1
2	VALVE, HDS11/10- 8-SECTION HYDRAULIC	091344	1
3	WASHER, 10.5 FLAT ZINC	F81055-1	11
4	BOLT, ISO 4017-M10X20-8.8-A2E HEX HEAD	F81003-53	2
5	NUT, M10-8-B HEX NYLON ZINC LOCK	F81033-1	6
6	GUARD, RUBBER HYDRAULIC VALVE 10-SECTION	091739	1
7	PLATE, 10-SECTION VALVE PAINTED	091826-1	1
8	BOLT, #10-24X1/2 SELF-TAPPING	F05015-7	8
9	GROMMET, 15,9 UB625 RUBBER	086816	1
10	BOLT, M10X125 8.8 CARRIAGE ZINC	F81003-34	2
11	FITTING, 6SAE MALE-1/4NPT FEMALE	014686	1
12	FITTING, 1/4NPT-3/8 BARB	014685	1

REF	DESCRIPTION (◆ indicates parts available in assemblies only)	PART #	QTY	
13	CLAMP, 11/16 WORM	061807	1	
14	MICROSWITCH, HYDRAULIC VALVE	014765	1	
15	WASHER, 3.2 FLAT ZINC	F81050-2	2	
16	SCREW, M3X20-5.8-A-PAN HEAD ZINC	F81000-8	2	
17	NUT, M3-6-HEX NYLON ZINC LOCK	F81028-2	2	
18	FITTING, 3/8" O-RING X 3/8" JIC	014687	6	
19	FITTING, #6SAE 45 DEG ELBOW	015489	1	
20	FITTING, #4 SAE - #6 SAE 45° ELBOW	015488	7	
21	FITTING, 1/4JIC-3/8 O-RING	P26284	6	
22	ZN-140 UNF9/16-18/7/16-20	555134	1	
23	BOX, LT40/70 ELECTRICAL	566251	1	
	DOOR, 566251 200x300x150 ELECTRIC BOX	084686	1	
24	CABLE, OLFLEX CLASIC 400P 4G2,5	R80585-6	1	
25	TERMINAL, KO 2.5/5 RING	F81064-1	4	
26	TERMINAL, KO1/8 RING	F05092-7	1	
27	TIE WRAP, TK 9/3	F81082-4	1	
28	NUT, M8-8-B HEX NYLON ZINC LOCK	F81032-2	4	
29	COVER TOP, BOX FRONT	555440-1	1	
30	CAP	555383-1	1	
31	WASHER, 6.4 FLAT ZINC	F81053-1	4	
32	BOLT, M6X12-8.8 HEX HEAD FULL THREAD ZIN	F81001-7	4	
33	BOLT, M10X16-8.8 HEX HEAD FULL THREAD ZI	F81003-13	5	
34	PHD 2T3/8X6.80 W9/16UNF-W9/16UNF	555366	1	
35	BOLT, M5X12 8.8 HEX HEAD FULL THREAD ZIN	F81000-5	4	
36	WASHER, 5.5 SPECIAL FLAT ZINC	F81052-3	4	
37	NUT, M5 8 HEX ZINC	F81030-1	4	

9.57 Front Box. 555435

555435_001
555435



REF	DESCRIPTION (◆ indicates parts available in assemblies only)	PART #	QTY
-	BOX, FRONT 11SEC. AHP7/LT40/70 COMPLETE	555435	1
1	BOX, FRONT	555443-1	1
2	VALVE 11 SEC. HDS11/10	510568_	1
3	WASHER, 10.5 FLAT ZINC	F81055-1	11
4	BOLT, ISO 4017-M10X20-8.8-A2E HEX HEAD	F81003-53	2
5	NUT, M10-8-B HEX NYLON ZINC LOCK	F81033-1	6
6	COVER, 11-SECTION VALVE RUBBER	518926	1
7	COVER, 11-SECTION VALVE GUARD	510571-1	1
8	BOLT, M10X125 8.8 CARRIAGE ZINC	F81003-34	2
9	FITTING, 6SAE MALE-1/4NPT FEMALE	014686	1
10	FITTING, 1/4NPT-3/8 BARB	014685	1
11	CLAMP, 11/16 WORM	061807	1
12	BOLT, #10-24X1/2 SELF-TAPPING	F05015-7	8

REF	DESCRIPTION (◆ indicates parts available in assemblies only)	PART #	QTY	
13	MICROSWITCH, HYDRAULIC VALVE	014765	1	
14	WASHER, 3.2 FLAT ZINC	F81050-2	2	
15	SCREW, M3X20-5.8-A-PAN HEAD ZINC	F81000-8	2	
16	NUT, M3-6-HEX NYLON ZINC LOCK	F81028-2	2	
17	FITTING, #6SAE 45 DEG ELBOW	015489	1	
18	FITTING, #4 SAE - #6 SAE 45° ELBOW	015488	8	
19	FITTING, 3/8" O-RING X 3/8" JIC	014687	6	
20	FITTING, 1/4JIC-3/8 O-RING	P26284	7	
21	ZN-140 UNF9/16-18/7/16-20	555134	1	
22	BOX, LT40/70 ELECTRICAL	566251	1	
	DOOR, 566251 200x300x150 ELECTRIC BOX	084686	1	
23	NUT, M8-8-B HEX NYLON ZINC LOCK	F81032-2	4	
24	CAP	555383-1	1	
25	WASHER, 6.4 FLAT ZINC	F81053-1	4	
26	BOLT, M6X12-8.8 HEX HEAD FULL THREAD ZIN	F81001-7	4	
27	CABLE, OLFLEX CLASIC 400P 4G2,5	R80585-6	1	
28	TERMINAL, KO 2.5/5 RING	F81064-1	4	
29	TERMINAL, KO1/8 RING	F05092-7	1	
30	TIE WRAP, TK 9/3	F81082-4	1	
31	GROMMET, 15,9 UB625 RUBBER	086816	1	
32	PHD 2T3/8X6.80 W9/16UNF-W9/16UNF	555366	1	
33	BOLT, M5X12 8.8 HEX HEAD FULL THREAD ZIN	F81000-5	4	
34	WASHER, 5.5 SPECIAL FLAT ZINC	F81052-3	4	
35	NUT, M5 8 HEX ZINC	F81030-1	4	
36	COVER TOP, BOX FRONT	555440-1	1	
37	BOLT, M10X16-8.8 HEX HEAD FULL THREAD ZI	F81003-13	5	