

# **Wood-Mizer®**

## **Parts Manual**

---

**LT70M DH Super**

**rev. B4.08**

**LT70M DH Super WIDE**

**rev. B4.08**

---



**Safety is our #1 concern!** Read and understand all safety information and instructions before operating, setting up or maintaining this machine.

*Form #1054*

# Table of Contents

# Section-Page

<b>SECTION 1</b>	<b>GENERAL INFORMATION</b>	<b>1-1</b>
1.1	How To Use the Parts List.....	1-1
1.2	Sample Assembly .....	1-1
<b>SECTION 2</b>	<b>BLADE GUIDE ASSEMBLIES</b>	<b>2-1</b>
2.1	Blade Guide Assembly, Idle Side .....	2-1
2.2	Blade Guide Assembly, Drive Side .....	2-3
2.3	Blade Guide Arm, Idle Side - Wide Saw Head .....	2-5
2.4	Blade Guide Arm, Idle Side .....	2-7
2.5	Blade Guide Mount Assembly, Drive Side .....	2-10
2.6	Blade Guide w/Extended Roller, Idle Side (524855) .....	2-11
2.7	Blade Guide w/Extended Roller, Drive Side (524863) .....	2-13
2.8	Extended Blade Guide Roller w/Bearings - 522502 .....	2-15
<b>SECTION 3</b>	<b>BLADE WHEELS &amp; TENSIONER</b>	<b>3-1</b>
3.1	Blade Drive Assembly.....	3-1
3.2	Idle-Side Blade Wheel Assembly .....	3-3
3.3	Hydraulic Blade Tensioner Assembly.....	3-4
3.4	Sawdust Flow Guide.....	3-6
3.5	Idle Side Wheel Arm Rocker W/Lever (520539_533944) .....	3-7
3.6	Blade Drive Wheels And Rollers Assembly, 2" Blade (586000) .....	3-8
3.7	2" Blade Drive Wheel (582126) .....	3-9
3.8	Idle Side 2" Blade Wheel (582125) .....	3-10
3.9	Drive Blade Wheel Wiper & Scraper Assembly (586150) .....	3-11
<b>SECTION 4</b>	<b>SAW HEAD</b>	<b>4-1</b>
4.1	Middle Throat Screw .....	4-1
4.2	Drive Belt Tensioner (DC) .....	4-2
4.3	Board Return Assembly (Optional) .....	4-3
4.4	Water Lube Assembly .....	4-5
4.5	Oil Tank .....	4-6
4.6	LT70DC Saw Head Decals .....	4-7
4.7	Blade Housing Covers.....	4-9
4.8	Sawdust Chute.....	4-11
4.9	Sawdust Chute (LT70 Wide only).....	4-12
4.10	Saw Head Rest Bracket & Plate Mount .....	4-13
4.11	LT Sawmill Saw Head Rest Bracket.....	4-14
4.12	Saw Head Support Bracket (only portable sawmills with the new type of "M" frame) 4-15	
4.13	CONTROL & BATTERY BOXES.....	5-1
4.14	Control Assembly (Gas/Diesel).....	5-1
<b>SECTION 5</b>		<b>5-2</b>
5.1	Control Assembly (Gas/Diesel).....	5-3
5.2	Drum Switches .....	5-5
5.3	Front Panel Assembly & Harnesses .....	5-8

## Table of Contents

## Section-Page

5.4	Circuit Breakers.....	5-9
5.5	Solenoids .....	5-10
5.6	Battery Box Assembly (Sawmills w/D42 Engine Only).....	5-11
5.7	Fuse Box Assembly (Sawmills w/D42 Engine Only) .....	5-12
<b>SECTION 6 UP/DOWN SYSTEM</b>		<b>6-1</b>
6.1	Up/Down Rollers & Covers .....	6-1
6.2	Blade Height Scale .....	6-3
6.3	Up/Down Chain & Sprockets .....	6-5
6.4	Safety Switches .....	6-6
6.5	Up/Down Drive Assembly .....	6-7
<b>SECTION 7 FEED SYSTEM &amp; TRACK ROLLERS</b>		<b>7-1</b>
7.1	Upper Track Rollers And Wipers.....	7-1
7.2	Power Feed Assembly .....	7-3
7.3	Feed Chain/Stop, LT70 S/M .....	7-4
7.4	Feed Chain/Stop .....	7-5
7.5	Lower Track Rollers.....	7-6
<b>SECTION 8 BED FRAME ASSEMBLY</b>		<b>8-1</b>
8.1	Bed Rail Assembly, Front (LT20/40/70M Super).....	8-1
8.2	Bed Rail Assembly, Middle (LT20/40/70M Super).....	8-2
8.3	Flat Bed Rail (LT70S Super) .....	8-3
8.4	Additional Angled Bed Rail (Long) - Complete .....	8-5
8.5	Additional Flat Bed Rail (Long) - Complete .....	8-6
8.6	Additional Flat Bed Rail (Short) - Complete .....	8-7
8.7	Additional Angled Bed Rail (Short) - Complete .....	8-8
8.8	Angled Bed Rails for "M" Frame .....	8-9
8.9	Angled Bed Rails for "M-Super" Frame .....	8-11
8.10	Plate Set, M Type Frame Bed Rail 1-2 & 2-3 (Option) .....	8-12
8.11	Bed Extension LT40 (0.9m) - Complete .....	8-13
8.12	Fine Adjust Outrigger Leg.....	8-15
8.13	Board Removal Bumper for "M" Frame .....	8-16
8.14	Long Table .....	8-17
8.15	Outrigger Leg Kit, M Super Frame .....	8-18
8.16	Stationary Legs for "M" Super Frame .....	8-19
8.17	Stationary Legs, "S" Super Frame .....	8-21
8.18	Board Removal Bumper Assembly ("Super" Frame) .....	8-23
8.19	LT20/40/70M Saw Head Rest Pin Assembly .....	8-25
8.20	Tie Down Chain Assembly .....	8-26
8.21	Blockade, LT40 Control Box .....	8-27
8.22	Stationary Legs, "M" Super Frame .....	8-28
8.23	Inspection Platform (DC Sawmills Only) .....	8-30
8.24	Inspection Platform (New M-type Frame, Mobile Sawmills).....	8-31
8.25	Inspection Platform (M-type Frame Sawmills).....	8-32
8.26	Inspection Platform for the Old Type Frame (Optional).....	8-33
8.27	Octagonal Profile Sawing Tool (Option) .....	8-34

## Table of Contents

## Section-Page

8.28	Sawmill Transport Bracket Assembly (Option)	8-35
8.29	7-Post Remote Set 550025	8-36
8.30	Guide Rail 550024	8-37
8.31	Guide Rail Support Post 520669	8-38
8.32	Guide Rail Support Post 518736	8-39
8.33	Wall Mount Remote Set 550026	8-40
8.34	Wall Mount Bracket Kit 518724	8-41
8.35	Leg, Middle Stationary Adjustable (Part No. 550126)	8-42
8.36	Leg, Left Stationary Adjustable (Part No. 550130)	8-43
8.37	Leg, Main Tube High (Part No. 550134)	8-45
8.38	Leg, Front Stationary Adjustable (Part No. 550138)	8-47
8.39	Main Tube Cover Assembly (Part No. 093052)	8-49

## SECTION 9 HYDRAULIC SYSTEM

9-1

9.1	Hydraulic Hoses, LT40/70M Super	9-1
9.2	Quick Disconnect Fittings for 1/4" Hoses (LT70M Super, Option)	9-3
9.3	Quick Disconnect Fittings for 3/8" Hoses (LT70M Super, Option)	9-4
9.4	Hydraulic Electric Box, AC	9-7
9.5	Shock Absorber Assembly - Option for Sawmills Equipped with Hydraulics	9-8
9.6	Wireless Control Assembly (Option)	9-10
9.7	Hydraulic Log Loader, S/M Frame	9-11
9.8	Hydraulic Log Loader for "M" Super Frames	9-13
9.9	Hydraulic Log Loader, Extended for "S", "M" and "M Super" Frames with 2.5 t. and 2.6 t. Trailer	9-15
9.10	Hydraulic Log Side Supports (for Stationary Sawmills)	9-17
9.11	Vertical Side Support Kit - L-type frame	9-18
9.12	Hydraulic Log Turner	9-20
9.13	Chain Log Turner with Bracket	9-22
9.14	Chain Log Turner	9-23
9.15	Hydraulic Log Side Supports (for Stationary Sawmills)	9-25
9.16	Hydraulic Log Side Supports (for Stationary Sawmills)	9-27
9.17	Vertical Side Support for Stationary Frames	9-28
9.18	Vertical Side Support (for Stationary Frames)	9-30
9.19	Hydraulic Log Side Supports (for Mobile Sawmills)	9-32
9.20	Hydraulic Log Side Supports (for Mobile Sawmills)	9-34
9.21	Hydraulic Pull-Down Clamp	9-36
9.22	Main Hydraulic Log Clamp (2 Rods)	9-38
9.23	Hydraulic Log Clamp - main	9-40
9.24	Main Log Clamp (540970)	9-42
9.25	Two-Plane Log Clamp - M-type Frame +100 (544213)	9-44
9.26	Hydraulic Log Side Supports (Super Version)	9-46
9.27	Hydraulic Toe Board	9-48
9.28	Left Hydraulic Toe Board (mounted on lower bed rail)	9-49
9.29	Driven Log Levelling Roller (mounted on lower bed rail)	9-50
9.30	Power Toe Roller	9-52
9.31	Power Toe Roller (Option)	9-54
9.32	Driven Log Levelling Roller, Lower Bed Rail (Option)	9-56
9.33	Driven Log Levelling Roller, Right w/2 Cylinders (Option)	9-58



## Table of Contents

## Section-Page

9.34	Driven Log Levelling Roller, Left w/2 Cylinders .....	9-60
9.35	Hydraulic Toe Board, Bottom Bed Rail .....	9-62
9.36	Turner, Left Chain Log - COMPLETE (533910) .....	9-63
9.37	Front Box. 555408 .....	9-65
9.38	Log Side Support Roller. 516142 .....	9-67
9.39	Front Box. 555410 .....	9-68
9.40	Hydraulic Cylinder. 520414 .....	9-70
9.41	Cylinder Assembly. 555238 .....	9-71
9.42	Front Box, 555384 .....	9-72
9.43	589518-1Rear Box. 555370 .....	9-74
9.44	Hydraulic Control Box 14 sec. 5.5 kW (550023) .....	9-76
9.45	Front Box. 555407 .....	9-79
9.46	Front Box. 555413 .....	9-81
9.47	Front Box. 555409 .....	9-83
9.48	Front Box. 555411 .....	9-85
9.49	Front Box. 555412 .....	9-87

## SECTION 1 GENERAL INFORMATION

### 1.1 How To Use the Parts List

- Use the index above to locate the assembly that contains the part you need.
- Go to the appropriate section and locate the part in the illustration.
- Use the number pointing to the part to locate the correct part number and description in the table.
- Parts shown indented under another part are included with that part.
- Parts marked with a diamond (◆) are only available in the assembly listed above the part.

See the sample table below. Sample Part #A01111 includes part F02222-2 and subassembly A03333. Subassembly A03333 includes part S04444-4 and subassembly K05555. The diamond (◆) indicates that S04444-4 is not available except in subassembly A03333. Subassembly K05555 includes parts M06666 and F07777-77. The diamond (◆) indicates M06666 is not available except in subassembly K05555.

1.2 Sample Assembly				
REF.	DESCRIPTION (◆ Indicates Parts Available In Assemblies Only)	PART #	QTY	
	Sample Assembly, Complete (Includes All Indented Parts Below)	A01111	1	
1	Sample Part	F02222-22	1	
	Sample Subassembly (Includes All Indented Parts Below)	A03333	1	
2	Sample Part (◆ Indicates Part Is Only Available With A03333)	S04444-4	1	◆
	Sample Subassembly (Includes All Indented Parts Below)	K05555	1	
3	Sample Part (◆ Indicates Part Is Only Available With K05555)	M06666	2	◆
4	Sample Part	F07777-77	1	

#### To Order Parts:

- From Europe call our European Headquarters and Manufacturing Facility in Kolo, Poland at **+48-63-2626000**. From the continental U.S., call our toll-free Parts hotline at **1-800-525-8100**. Have your customer number, vehicle identification number, and part numbers ready when you call. From other international locations, contact the Wood-Mizer distributor in your area for parts.

#### Office Hours:

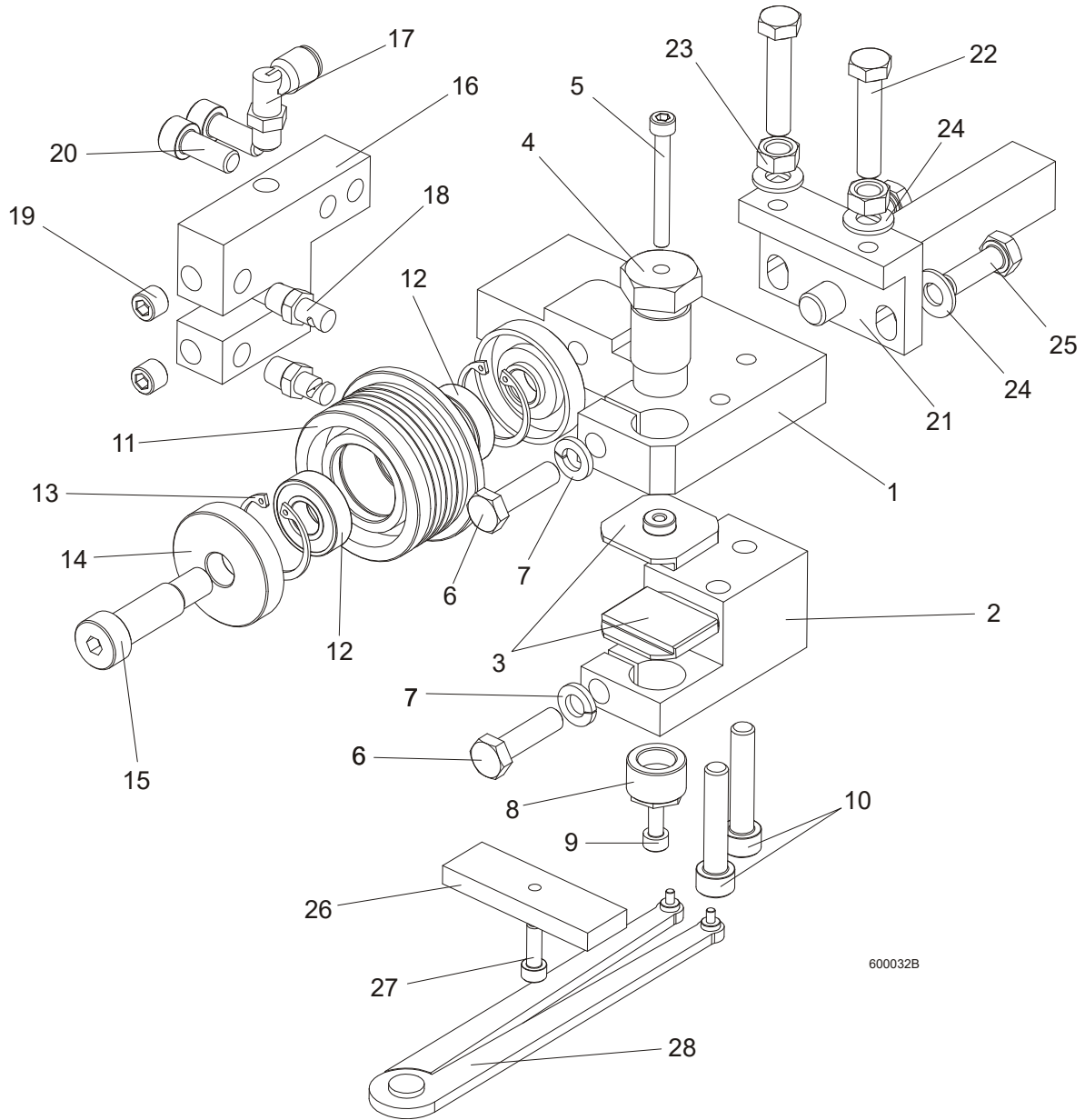
Country	Monday - Friday	Saturday	Sunday
Poland	7-15	Closed	Closed
US	8 a.m.- 5 p.m.	8 a.m.- 12 p.m.	Closed



**CAUTION!** It is strongly recommended that only original spare parts be used.

## SECTION 2 BLADE GUIDE ASSEMBLIES

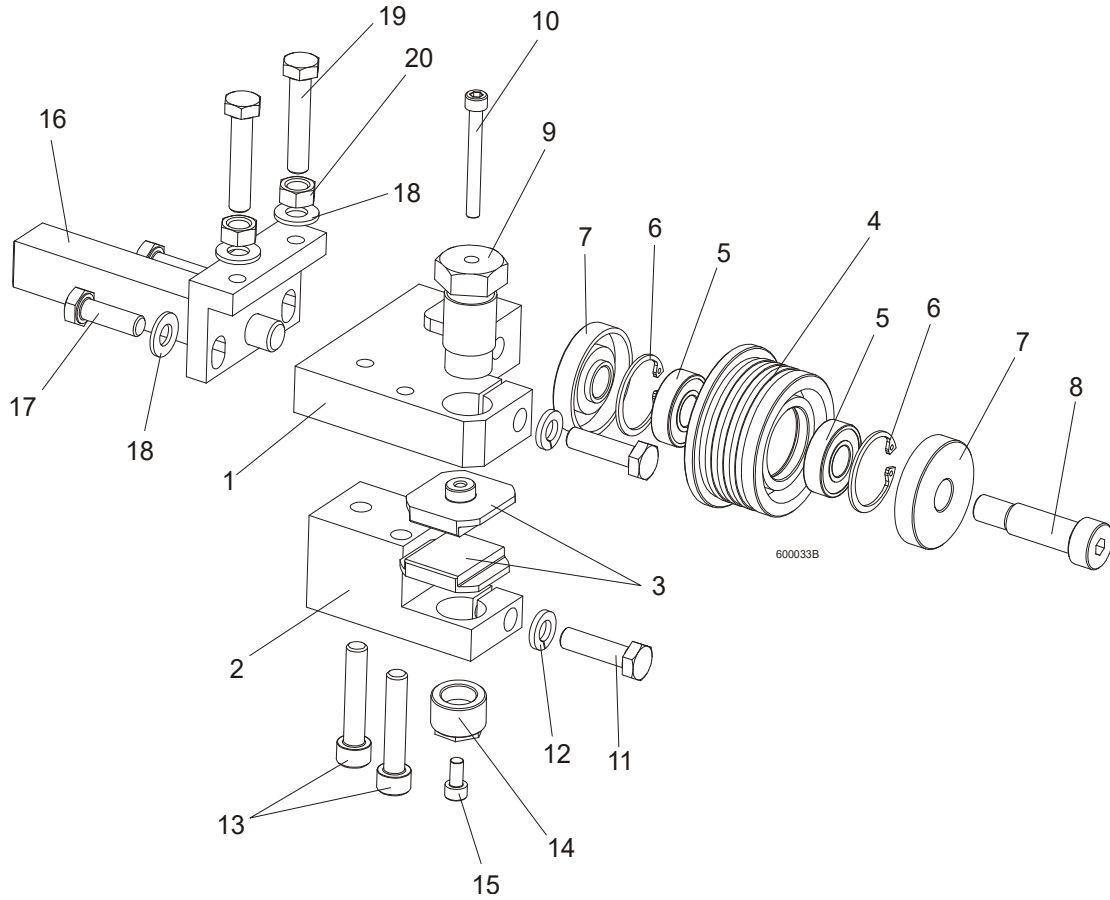
### 2.1 Blade Guide Assembly, Idle Side



**Blade Guide Assemblies***Blade Guide Assembly, Idle Side*

REF	DESCRIPTION (◆ INDICATES PARTS AVAILABLE IN ASSEMBLIES ONLY)	PART #	QTY
	<b>BLADE GUIDE ASSEMBLY, IDLE SIDE, EXTENDED (FOR OPTIONAL USE WITH 1 1/2" BLADES)</b>	092997	1
1	Block, Blade Guide Mount Zinc-Plated	090947-1	1
2	Block, Lower Ceramic Pad Mount Zinc-Plated	090948-1	1
3	Block, Blade Guide Zinc	093430-1	2
4	Bolt, Upper Pad Adjustment Zinc-Plated	089515-1	1
5	SCREW, M5X45 DIN912 A2-70 HEX SOCKET HE	F81000-24	1
6	Bolt, M8x30 DIN933 A2-70 Stainless Steel	F81002-27	2
7	WASHER 8,2 SPLIT LOCK ZINC	F81054-4	2
8	Screw, Lower Pad Adjuster Zinc-Plated	516191-1	1
9	SCREW, M5X10 DIN912 A2-70 HEX SOCKET HE	F81000-23	1
10	Screw, M8x40-8.8 Hex Socket Head Cap Zinc	F81002-29	2
	Roller, Blade Guide w/Bearing, Extended	092939	1
11	Roller, Blade Guide Extended	087890	1
12	BEARING, 6001 2RSR (FAG, SKF)	087893	2
13	Ring, W28 Inside Retaining	F81090-9	2
14	RING, ZINC-PLATED SPACER	087891-1	1
	Washer, Blade Guide Roller Spacer Zinc-Plated	087892-1	1
15	Screw, 12/M10x30 12.9 ISO 7379 Socket Head Shoulder	F81003-70	1
	Screw, 12/M10x35 12.9 ISO 7379 Socket Head Shoulder (used with the Extended Roller only)	F81003-48	1
16	Block, Nozzle Mounting Zinc-Plated	090487-1	1
17	ELBOW, 90 DEG 1/8MPT 1/4 TUBE SWIVEL	P09736	1
18	Nozzle, Blade Lube Spray	033479	2
19	PLUG, M10X1 DIN906 BN40 ZINC	F81015-3	2
20	Screw, M8x20-8.8 Hex Socket Head Cap Zinc	F81002-30	2
21	BRACKET WELDMENT, BLADE GUIDE ZINC-PLATE	089509-1	1
22	Bolt, M8x40 DIN933 A2-70 Stainless Steel	F81002-28	2
23	NUT, M8 DIN 934 A2-70 STAINLESS STEEL	F81032-7	2
24	WASHER, 8.4 FLAT ZINC	F81054-1	4
25	Bolt, M8x25 DIN933 A2-70 Stainless Steel	F81002-26	2
	PLATE, BLADE GUIDE ALIGNMENT - COMPLETE	090951	1
26	PLATE, BLADE GUIDE ALIGNMENT ZINC-PLATED	090805-1	1
27	Screw, M5X16-8.8 Hex Socket Head Cap Zinc	F81000-25	1
28	Tool, 62860-3 (PERSCHMAN) Lower Pad Adjustment	090949	1

## 2.2 Blade Guide Assembly, Drive Side



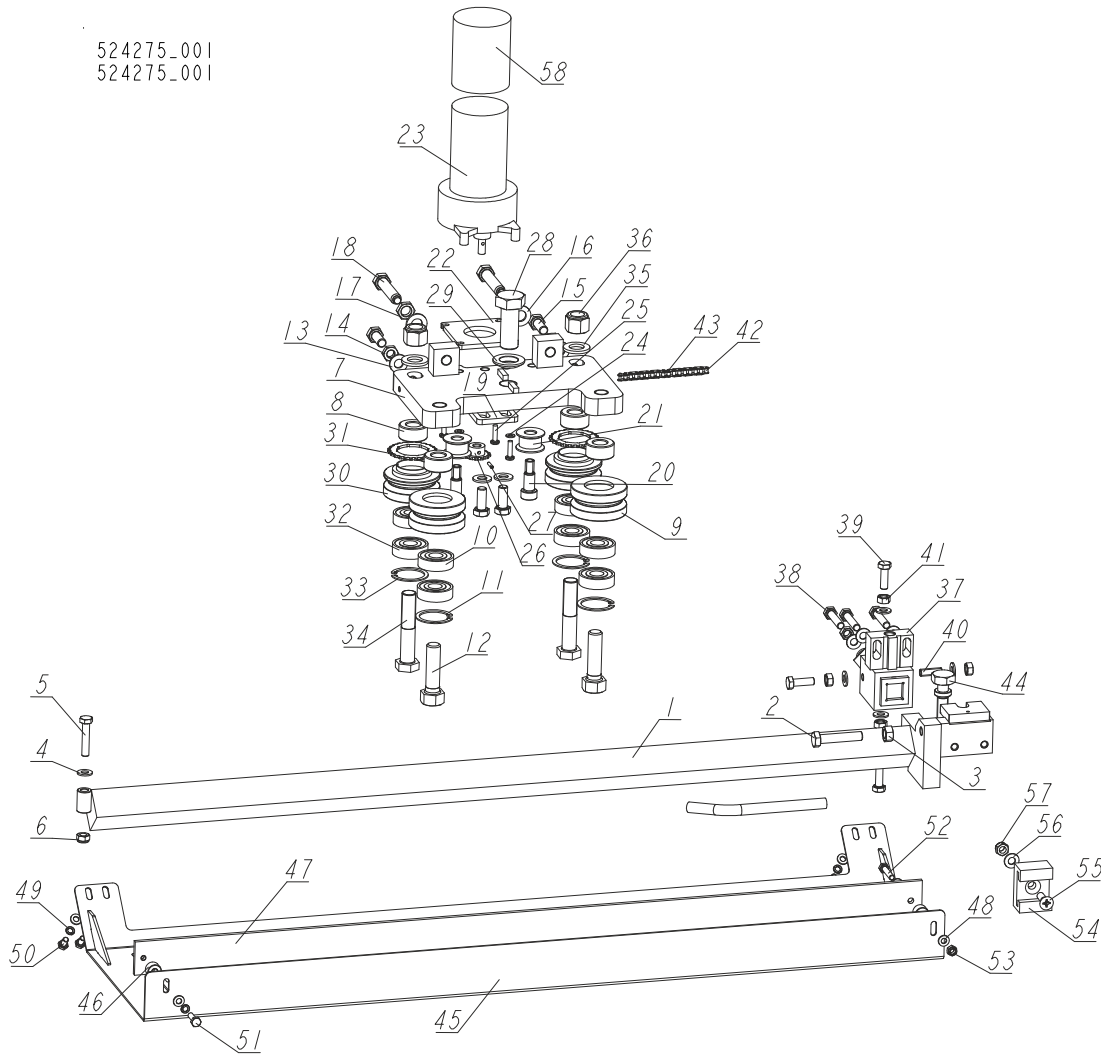
REF	DESCRIPTION (◆ INDICATES PARTS AVAILABLE IN ASSEMBLIES ONLY)	PART #	QTY	
	<b>BLADE GUIDE ASSEMBLY, DRIVE SIDE, EXTENDED (FOR OPTIONAL USE WITH 1 1/2" BLADES)</b>	092998	1	
1	Block, Blade Guide Mount Zinc-Plated	090944-1	1	
2	Block, Lower Ceramic Pad Mount Zinc-Plated	090946-1	1	
3	Block, Blade Guide Zinc	093430-1	2	
	Roller, Blade Guide w/Bearing, Extended	092939	1	
4	Roller, Blade Guide Extended	087890	1	
5	BEARING, 6001 2RSR (FAG, SKF)	087893	2	◆
6	Ring, W28 Inside Retaining	F81090-9	2	
7	RING, ZINC-PLATED SPACER	087891-1	1	
	Washer, Blade Guide Roller Spacer Zinc-Plated	087892-1	1	
8	Screw, 12/M10x30 12.9 ISO 7379 Socket Head Shoulder	F81003-70	1	
	Screw, 12/M10x35 12.9 ISO 7379 Socket Head Shoulder (used with the Extended Roller only)	F81003-48	1	
9	Bolt, Upper Pad Adjustment	089515	1	
10	SCREW, M5X45 DIN912 A2-70 HEX SOCKET HE	F81000-24	1	
11	Bolt, M8x30 DIN933 A2-70 Stainless Steel	F81002-27	2	
12	WASHER 8,2 SPLIT LOCK ZINC	F81054-4	2	
13	Screw, M8x40-8.8 Hex Socket Head Cap Zinc	F81002-29	2	
14	SCREW, LOWER PAD ADJUSTER ZINC-PLATED	516191-1	1	

**2****Blade Guide Assemblies***Blade Guide Assembly, Drive Side*

---

<b>15</b>	SCREW, M5X10 DIN912 A2-70 HEX SOCKET HE	F81000-23	1	
<b>16</b>	BRACKET WELDMENT, BLADE GUIDE ZINC-PLATE	089509-1	1	
<b>17</b>	Bolt, M8x25 DIN933 A2-70 Stainless Steel	F81002-26	2	
<b>18</b>	WASHER, 8.4 FLAT ZINC	F81054-1	4	
<b>19</b>	Bolt, M8x40 DIN933 A2-70 Stainless Steel	F81002-28	2	
<b>20</b>	NUT, M8 DIN 934 A2-70 STAINLESS STEEL	F81032-7	2	

### 2.3 Blade Guide Arm, Idle Side - Wide Saw Head



REF	DESCRIPTION (◆ INDICATES PARTS AVAILABLE IN ASSEMBLIES ONLY)	PART #	QTY
-	<b>ARM, BLADE GUIDE - IDLE SIDE</b>	524275	1
1	ARM, BLADE GUIDE ZINC-PLATED	524273-1	1
2	BOLT, M10X50MM,HEX HEAD FULL THREAD ZINC	F81003-4	1
3	NUT, M10-8-B-HEX ZINC	F81033-3	1
4	WASHER, 8.4 FLAT ZINC	F81054-1	8
5	BOLT, M8X40-8.8 HEX HEAD FULL THREAD ZINC	F81002-15	1
6	NUT, M8-8-B HEX NYLON ZINC LOCK	F81032-2	1
7	PLATE WELDMENT, BLADE GUIDE ARM ZINC-PLATED	090800-1	1
8	BUSHING, 16/32-16 ZINC-PLATED	090804-1	4
-	ROLLER ASSY, B/G IDLER	042543	2
9	ROLLER, 2 1/2 V-GROOVE	042536	1
10	BEARING, 5/8X1.7548X.4724	P06030-1	2
11	RING, 1.575 INTERNAL BEVELED RETAINING	F04254-8	1
12	BOLT, 5/8-18X2 1/4 HH GRADE 5	F05009-80	2
13	WASHER, 10.5 FLAT ZINC	F81055-1	4
14	NUT, M10-04-W HEX ZINC THIN	F81033-6	2
15	BOLT, M10X25 8.8 HEX HEAD FULL THREAD	F81003-31	4

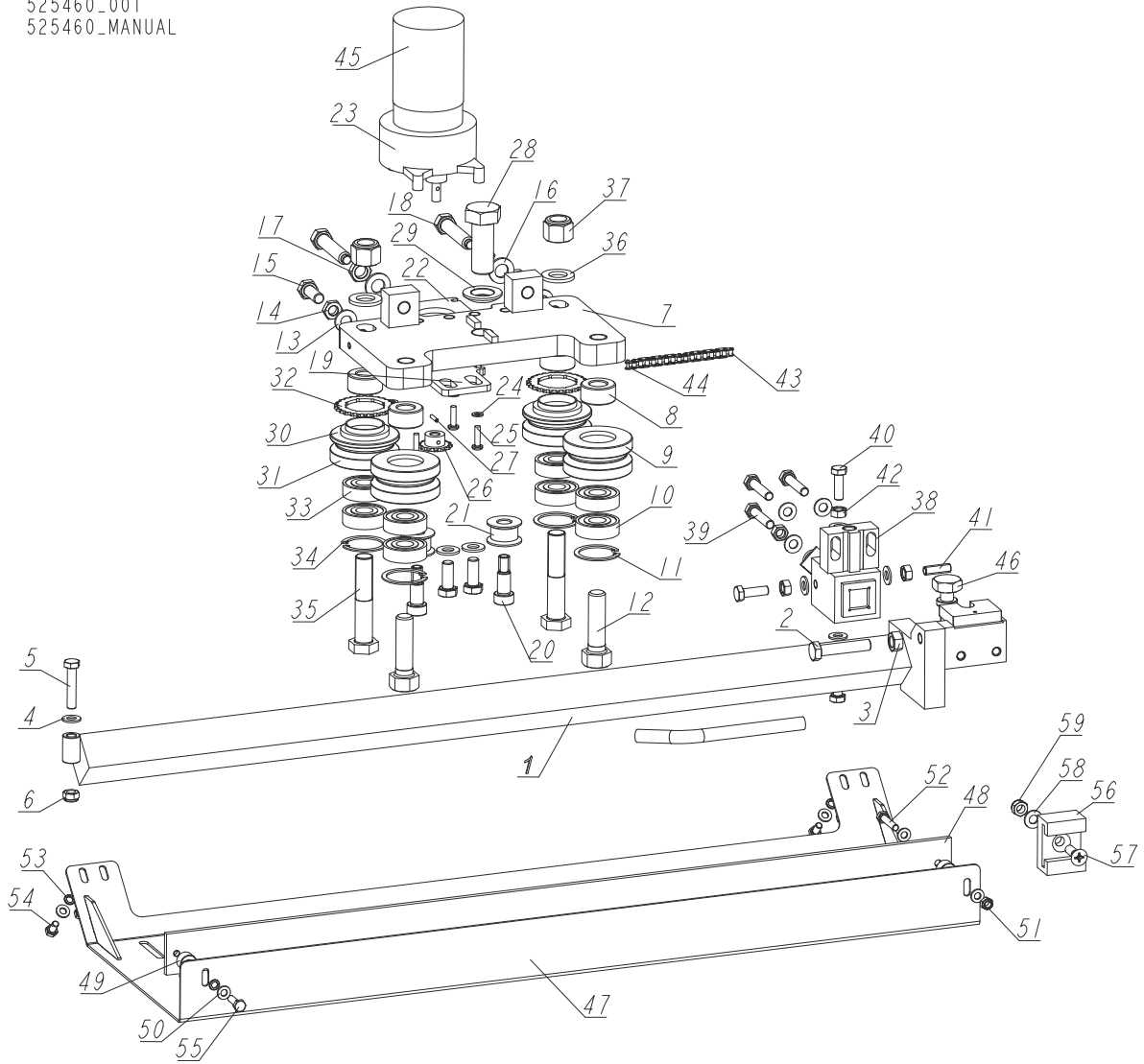
**Blade Guide Assemblies***Blade Guide Arm, Idle Side - Wide Saw Head*

REF	DESCRIPTION (◆ INDICATES PARTS AVAILABLE IN ASSEMBLIES ONLY)	PART #	QTY
16	WASHER, 13 FLAT ZINC	F81056-1	2
17	NUT, M12X1.25-8 HEX THIN ZINC	F81034-5	2
18	SCREW, M12X1.25X60-33H HEX SET ZINC W/FULL DOG POINT	F81004-52	2
19	PLATE, BLADE GUIDE MOTOR MOUNT	557374-1	1
20	BOLT, 12/M10X20 12.9 ISO7379 SHOULDER (BOSSARD)	F81003-68	2
21	ROLLER, CHAIN GUIDE	090801	2
22	PLATE, SPACER	557373-1	1
23	MOTOR, CURRENT APPLICATION 1/30HP 12VDC GEAR	557161	1
24	WASHER, 5.3 FLAT ZINC	F81052-1	4
25	BOLT, #10-32X3/4 CRSL PH	F81000-35	4
26	SPROCKET, 25B13X.3130	P09970	1
27	PIN, 3X14 GEOMET ROLL	F81044-4	1
28	BOLT, M20X1.5X50-8.8-B HEX HEAD FULL THREAD ZINC	F81007-2	1
29	WASHER, DIN 6319-21C SPHERICAL (GOMA)	F81059-6	1
-	ROLLER ASSY, B/G DRIVE	042542	2
-	ROLLER ASSY, B/G PRESSED DRIVE	042541	1
30	ROLLER, 2.5 V-GROOVE DRIVE	042535	1
31	SPROCKET, #25 CHAIN 26 TOOTH	S09931	1
32	BEARING, 5/8X1.7548X.4724	P06030-1	2
33	RING, 1.575 INTERNAL BEVELED RETAINING	F04254-8	1
34	BOLT, 5/8-18X3 1/4 HHC GRADE 5	F05009-98	2
35	WASHER, 17 SPLIT LOCK ZINC	F81058-1	2
36	NUT, 5/8-18 NYLON ZINC LOCK	F05010-71	2
37	MOUNTING BLOCK, DRIVE SIDE BLADE GUIDE (	089503-1	1
38	BOLT, M8X40 DIN933 A2-70 STAINLESS STEEL	F81002-28	3
39	BOLT, M8X25 DIN933 A2-70 STAINLESS STEEL	F81002-26	3
40	SCREW, M8X25 A2-70 DIN 913 STAINLESS STE	F81014-3	1
41	NUT, M8 DIN 934 A2-70 STAINLESS STEEL	F81032-7	5
-	CHAIN, BLADE GUIDE ARM DRIVE	093805	1
42	CHAIN, #25X92 PITCHES B/G	042443	2
43	LINK, 25 MASTER	P09983	2
44	BOLT, BLADE GUIDE ADJUSTMENT (ZINC-PL.)	506552-1	1
-	GUARD, LT70 BLADE - COMPLETE	525483	1
45	GUARD WELDMENT, LT70 BLADE	525480-1	1
46	BUSHING, 6.5/16-10.5	525463-1	2
47	BAR, LT70 BLADE GUARD	524272	1
48	WASHER, 6.4 FLAT ZINC	F81053-1	7
49	WASHER, Z 6.1 SPLIT LOCK	F81053-3	5
50	BOLT, M6X12-8.8 HEX HEAD FULL THREAD ZIN	F81001-7	4
51	BOLT, M6X20 8.8 HEX HEAD FULL THREAD ZINC	F81001-2	1
52	BOLT, M6X30-8.8 HEX HEAD FULL THREAD	F81001-13	1
53	NUT, M6-8-B HEX NYLON ZINC LOCK	F81031-2	1
54	BRACKET, BLADE GUIDE ARM GUIDE	088305	1
55	BOLT, M8X25 PAN HEAD ZINC	F81002-51	1
56	WASHER, 8.4 FLAT ZINC	F81054-1	1
57	NUT, M8-8-B HEX NYLON ZINC LOCK	F81032-2	1
58	CAP, 2.5 ID X 3 RUBBER	023720	1



**2.4 Blade Guide Arm, Idle Side**

525460\_001  
525460\_MANUAL



REF	DESCRIPTION (◆ INDICATES PARTS AVAILABLE IN ASSEMBLIES ONLY)	PART #	QTY
-	<b>ARM, BLADE GUIDE - IDLE SIDE</b>	525460	1
1	ARM, BLADE GUIDE ZINC-PLATED	525856-1	1
2	BOLT, M10X50MM,HEX HEAD FULL THREAD ZINC	F81003-4	1
3	NUT, M10-8-B-HEX ZINC	F81033-3	1
4	WASHER, 8.4 FLAT ZINC	F81054-1	8
5	BOLT, M8X40-8.8 HEX HEAD FULL THREAD ZINC	F81002-15	1
6	NUT, M8-8-B HEX NYLON ZINC LOCK	F81032-2	1
7	PLATE WELDMENT, BLADE GUIDE ARM ZINC-PLATED	090800-1	1
8	BUSHING, 16/32-16 ZINC-PLATED	090804-1	4
-	ROLLER ASSY, B/G IDLER	042543	2
9	ROLLER, 2 1/2 V-GROOVE	042536	1
10	BEARING, 5/8X1.7548X.4724	P06030-1	2
11	RING, 1.575 INTERNAL BEVELED RETAINING	F04254-8	1

**Blade Guide Assemblies***Blade Guide Arm, Idle Side*

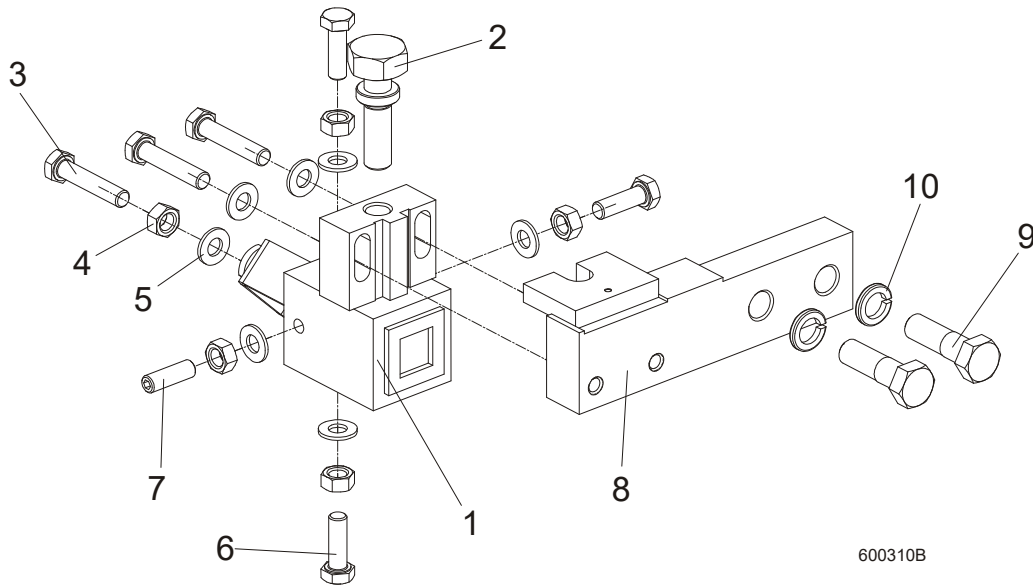
REF	DESCRIPTION (◆ INDICATES PARTS AVAILABLE IN ASSEMBLIES ONLY)	PART #	QTY
12	BOLT, 5/8-18X2 1/4 HH GRADE 5	F05009-80	2
13	WASHER, 10.5 FLAT ZINC	F81055-1	4
14	NUT, M10-04-W HEX ZINC THIN	F81033-6	2
15	BOLT, M10X25 8.8 HEX HEAD FULL THREAD	F81003-31	4
16	WASHER, 13 FLAT ZINC	F81056-1	2
17	NUT, M12X1.25-8 HEX THIN ZINC	F81034-5	2
18	SCREW, M12X1.25X60-33H HEX SET ZINC W/FULL DOG POINT	F81004-52	2
19	PLATE, BLADE GUIDE MOTOR MOUNT	557374-1	1
20	BOLT, 12/M10X20 12.9 ISO7379 SHOULDER (BOSSARD)	F81003-68	2
21	ROLLER, CHAIN GUIDE	090801	2
22	PLATE, SPACER	557373-1	1
23	MOTOR, CURRENT APPLICATION 1/30HP 12VDC GEAR	557161	1
24	WASHER, 5.3 FLAT ZINC	F81052-1	4
25	BOLT, #10-32X3/4 CRSL PH	F81000-35	4
26	SPROCKET, 25B13X.3130	P09970	1
27	PIN, 3X14 GEOMET ROLL	F81044-4	1
28	BOLT, M20X1.5X50-8.8-B HEX HEAD FULL THREAD ZINC	F81007-2	1
29	WASHER, DIN 6319-21C SPHERICAL (GOMA)	F81059-6	1
30	ROLLER ASSY, B/G DRIVE	042542	2
-	ROLLER ASSY, B/G PRESSED DRIVE	042541	1
31	ROLLER, 2.5 V-GROOVE DRIVE	042535	1
32	SPROCKET, #25 CHAIN 26 TOOTH	S09931	1
33	BEARING, 5/8X1.7548X.4724	P06030-1	2
34	RING, 1.575 INTERNAL BEVELED RETAINING	F04254-8	1
35	BOLT, 5/8-18X3 1/4 HHC GRADE 5	F05009-98	2
36	WASHER, 17 SPLIT LOCK ZINC	F81058-1	2
37	NUT, 5/8-18 NYLON ZINC LOCK	F05010-71	2
38	MOUNTING BLOCK, DRIVE SIDE BLADE GUIDE (	089503-1	1
39	BOLT, M8X40 DIN933 A2-70 STAINLESS STEEL	F81002-28	3
40	BOLT, M8X25 DIN933 A2-70 STAINLESS STEEL	F81002-26	3
41	SCREW, M8X25 A2-70 DIN 913 STAINLESS STE	F81014-3	1
42	NUT, M8 DIN 934 A2-70 STAINLESS STEEL	F81032-7	5
-	CHAIN, BLADE GUIDE ARM DRIVE	093805	1
43	CHAIN, #25X92 PITCHES B/G	042443	2
44	LINK, 25 MASTER	P09983	2
45	CAP, 2.5 ID X 3 RUBBER	023720	1
46	BOLT, BLADE GUIDE ADJUSTMENT (ZINC-PL.)	506552-1	1
-	GUARD, LT70 STANDARD BLADE	525860	1
47	GUARD WELDMENT, LT70 BLADE	525459-1	1
48	BAR, BLADE GUARD	088306	1
49	BUSHING, 6.5/16-10.5	525463-1	2
50	WASHER, 6.4 FLAT ZINC	F81053-1	7
51	NUT, M6-8-B HEX NYLON ZINC LOCK	F81031-2	1
52	BOLT, M6X30-8.8 HEX HEAD FULL THREAD	F81001-13	1
53	WASHER, Z 6.1 SPLIT LOCK	F81053-3	5
54	BOLT, M6X12-8.8 HEX HEAD FULL THREAD ZIN	F81001-7	4
55	BOLT, M6X20 8.8 HEX HEAD FULL THREAD ZINC	F81001-2	1

**Blade Guide Assemblies**  
*Blade Guide Arm, Idle Side*

**2**

REF	DESCRIPTION (◆ INDICATES PARTS AVAILABLE IN ASSEMBLIES ONLY)	PART #	QTY	
56	BRACKET, BLADE GUIDE ARM GUIDE	088305	1	
57	BOLT, M8X25 PAN HEAD ZINC	F81002-51	1	
58	WASHER, 8.4 FLAT ZINC	F81054-1	1	
59	NUT, M8-8-B HEX NYLON ZINC LOCK	F81032-2	1	

**2.5 Blade Guide Mount Assembly, Drive Side**

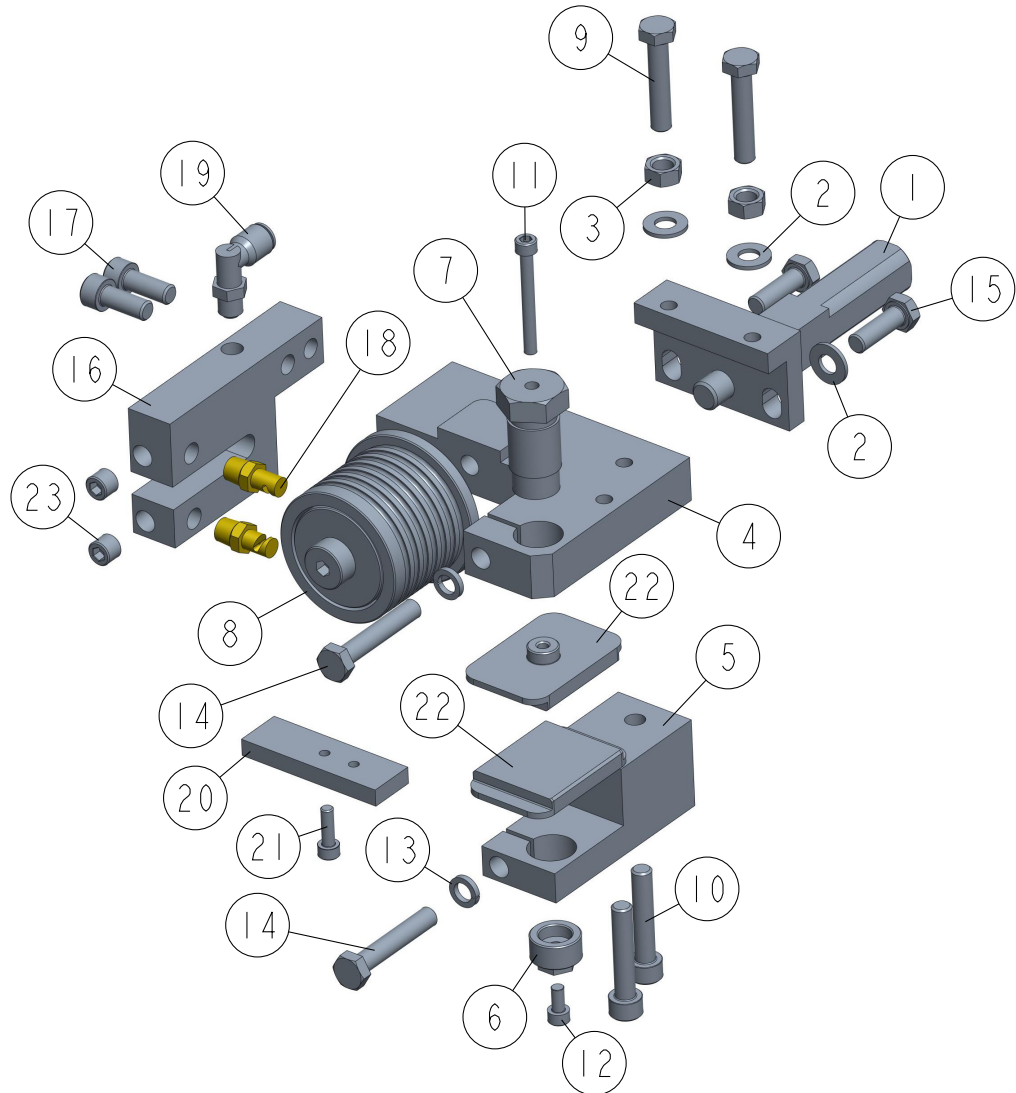


600310B

REF	DESCRIPTION (◆ INDICATES PARTS AVAILABLE IN ASSEMBLIES ONLY)	PART #	QTY
	<b>MOUNTING BLOCK, DRIVE SIDE</b>	091338	1
1	MOUNTING BLOCK, DRIVE SIDE BLADE GUIDE (ZINC-PL.)	089503-1	1
2	BOLT, BLADE GUIDE ADJUSTMENT (ZINC-PL.)	506552-1	1
3	BOLT, M8x40 DIN933 A2-70 STAINLESS STEEL	F81002-28	3
4	NUT, M8 DIN 934 A2-70 STAINLESS STEEL	F81032-7	5
5	WASHER, 8.4 FLAT ZINC	F81054-1	7
6	BOLT, M8x25 DIN933 A2-70 STAINLESS STEEL	F81002-26	3
7	SCREW, M8x25 A2-70 DIN 913 STAINLESS STEEL SET	F81014-3	1
8	BAR, BLADE GUIDE MOUNT (ZINC-PL.)	089501-1	1
9	BOLT, M12x40-8.8 HEX HEAD ZINC	F81004-1	2
10	WASHER, Z12.2 SPLIT LOCK ZINC	F81056-2	2

## 2.6 Blade Guide w/Extended Roller, Idle Side (524855)

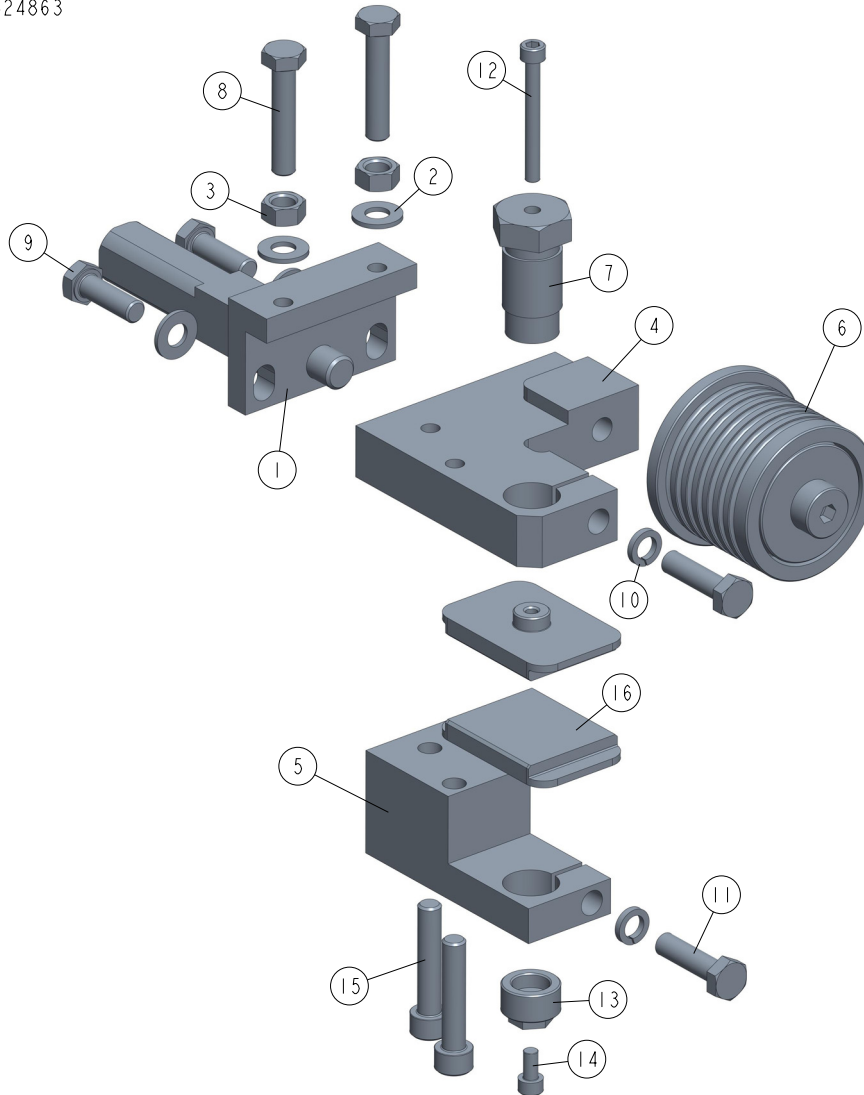
524855\_001  
524855\_MANUAL



REF	DESCRIPTION (◆ indicates parts available in assemblies only)	PART #	QTY
-	BLADE GUIDE W/EXTENDED ROLLER, IDLE SIDE	524855	1
1	BRACKET WELDMENT, BLADE GUIDE ZINC-PLATE	089509-1	1
2	WASHER, 8.4 FLAT ZINC	F81054-1	4
3	NUT, M8 DIN 934 A2-70 STAINLESS STEEL	F81032-7	2
4	PLATE, BLADE GUIDE MOUNT - LEFT	524856-1	1
5	BLOCK, LOWER PAD SUPPORT LEFT	524857-1	1
6	SCREW, LOWER PAD ADJUSTER ZINC-PLATED	516191-1	1
7	BOLT, UPPER PAD ADJUSTMENT ZINC-PLATED	089515-1	1
8	ROLLER, BLADE GUIDE - EXTENDED W/BEARING <a href="#">See Section 2.8</a>	522502	1
9	BOLT, M8X40 DIN933 A2-70 STAINLESS STEEL	F81002-28	2
10	SCREW, M8X40-8.8 HEX SOCKET HEAD CAP ZIN	F81002-29	2
11	SCREW, M5X45 DIN912 A2-70 HEX SOCKET HE	F81000-24	1
12	SCREW, M5X10 DIN912 A2-70 HEX SOCKET HE	F81000-23	1
13	WASHER 8,2 SPLIT LOCK ZINC	F81054-4	2

REF	DESCRIPTION (◆ indicates parts available in assemblies only)	PART #	QTY	
14	BOLT, M8X45-8.8 HEX HEAD FULL THREAD ZIN	F81002-14	2	
15	BOLT, M8X25 DIN933 A2-70 STAINLESS STEEL	F81002-26	2	
16	BLOCK, NOZZLE HOUSING	524858-1	1	
17	SCREW, M8X20-8.8 HEX SOCKET HEAD CAP ZIN	F81002-30	2	
18	NOZZLE, BLADE LUBE SPRAY	033479	2	
19	ELBOW, 90 DEG 1/8MPT 1/4 TUBE SWIVEL	P09736	1	
-	PLATE, BLADE GUIDE ALIGNMENT - COMPLETE	090951	1	
20	PLATE, BLADE GUIDE ALIGNMENT ZINC-PLATED	090805-1	1	
21	SCREW, M5X16-8.8 HEX SOCKET HEAD CAP ZIN	F81000-25	1	
22	PAD, BLADE GUIDE (W/EXTENDED ROLLER)	524859-1	2	
23	PLUG, M10X1 DIN906 BN40 ZINC	F81015-3	2	

## 2.7 Blade Guide w/Extended Roller, Drive Side (524863)

524863\_001\_A  
524863

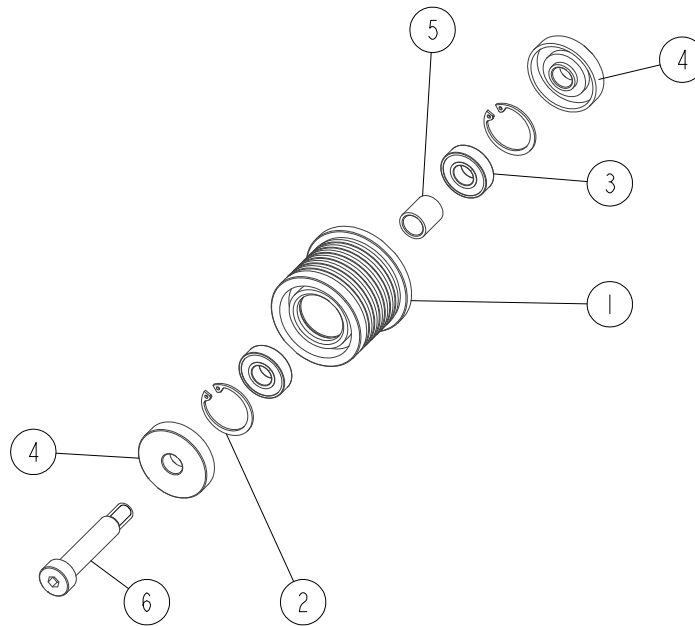
REF	DESCRIPTION (◆ indicates parts available in assemblies only)	PART #	QTY
-	<b>BLADE GUIDE W/EXTENDED ROLLER, DRIVE SID</b>	<b>524863</b>	<b>1</b>
1	BRACKET WELDMENT, BLADE GUIDE ZINC-PLATE	089509-1	1
2	WASHER, 8.4 FLAT ZINC	F81054-1	4
3	NUT, M8 DIN 934 A2-70 STAINLESS STEEL	F81032-7	2
4	PLATE, BLADE GUIDE MOUNT	524861-1	1
5	BLOCK, LOWER PAD SUPPORT	524862-1	1
6	ROLLER, BLADE GUIDE - EXTENDED W/BEARING <a href="#">See Section 2.8</a>	522502	1
7	BOLT, UPPER PAD ADJUSTMENT ZINC-PLATED	089515-1	1
8	BOLT, M8X40 DIN933 A2-70 STAINLESS STEEL	F81002-28	2
9	BOLT, M8X25 DIN933 A2-70 STAINLESS STEEL	F81002-26	2
10	WASHER 8,2 SPLIT LOCK ZINC	F81054-4	2
11	BOLT, M8X30 DIN933 A2-70 STAINLESS STEEL	F81002-27	2
12	SCREW, M5X45 DIN912 A2-70 HEX SOCKET HE	F81000-24	1
13	SCREW, LOWER PAD ADJUSTER ZINC-PLATED	516191-1	1
14	SCREW, M5X10 DIN912 A2-70 HEX SOCKET HE	F81000-23	1

REF	DESCRIPTION (◆ indicates parts available in assemblies only)	PART #	QTY	
15	SCREW, M8X40-8.8 HEX SOCKET HEAD CAP ZIN	F81002-29	2	
16	PAD, BLADE GUIDE (W/EXTENDED ROLLER)	524859-1	2	



## 2.8 Extended Blade Guide Roller w/Bearings - 522502

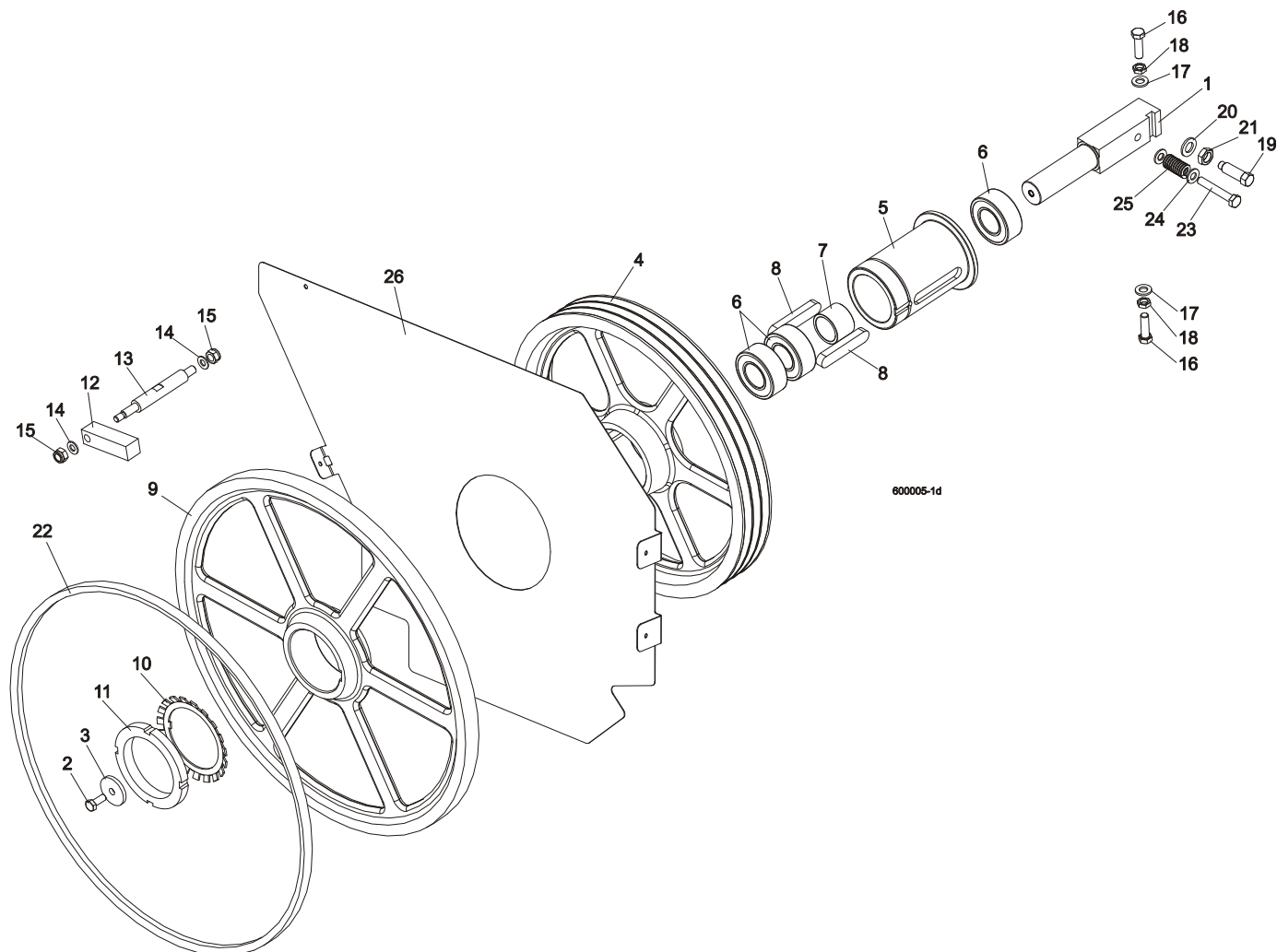
522502\_001  
522502\_MANUAL



REF	DESCRIPTION (◆ indicates parts available in assemblies only)	PART #	QTY
-	<b>ROLLER, BLADE GUIDE - EXTENDED W/BEARINGS</b>	522502	1
1	ROLLER, BLADE GUIDE EXTENDED	522501	1
2	RING, W28 INSIDE RETAINING	F81090-9	2
3	BEARING, 6001 2RSR (FAG, SKF)	087893	2
4	RING, ZINC-PLATED SPACER	087891-1	2
5	BUSHING, 12/16-17	522504-1	1
6	BOLT, 12/M10X50 12.9 ISO7379 SHOULDER	F81003-122	1

## SECTION 3 BLADE WHEELS & TENSIONER

### 3.1 Blade Drive Assembly




800005-1d

REF	DESCRIPTION (◆ indicates parts available in assemblies only)	PART #	QTY
1	SHAFT, BLADE DRIVE WHEEL	088475	1
2	BOLT, M10x25 8.8 HEX HEAD FULL THREAD	F81003-31	1
3	WASHER, BLADE DRIVE WHEEL	088956-1	1
	<b>PULLEY ASSEMBLY, BLADE DRIVE</b>	504808	1
4	Pulley, 3-Groove 484 mm Diameter	089457-1	1
5	Bushing, Blade Drive Wheel	504809	1
6	Bearing, 3208.2rsr.tvh (FAG) Rolling	088449	3
7	Spacer, 51x41x36.3 Drive Bearing	504810	1
8	Key, A20x12x100 Parallel	088477	2
9	<b>WHEEL, BLADE DRIVE</b>	090811	1
10	WASHER, MB21 (FAG) LOCK	088451	1
11	NUT, KM21(M105X2) (FAG) LOCK	088450	1
12	BAR, WHEEL SCRAPER	088781	1
13	SHAFT, WHEEL SCRAPER	088780-1	1

14	WASHER, 10.5 FLAT ZINC	F81055-1	2	
15	NUT, M12 8 HEX NYLON ZINC LOCK	F81034-2	2	
16	BOLT, M12X1.25X40-8.8 HEX HEAD FULL THRE	F81004-42	3	
17	WASHER, 13 FLAT ZINC	F81056-1	3	
18	NUT, M12X1.25-8 HEX THIN ZINC	F81034-5	3	
19	SCREW, M16X1.5X50-33H HEX HEAD FULL DOG POINT SET ZINC	F81006-14	1	
20	WASHER, 17 SPLIT LOCK ZINC	F81058-1	1	
21	NUT, M16x1.5-08-B ZINC THIN	F81036-6	1	
22	BELT, B72.5 BLADE WHEEL	017922-1	1	
23	BOLT, M10X65-8.8-B HEX HEAD ZINC	F81003-67	1	
24	WASHER, 10.5 FLAT ZINC	F81055-1	2	
25	SPRING, 3/4 O.D.X 1 1/2 DIE	034430	1	
26	PLATE, LT70AC SAW HEAD (OPTION)	100897-1	1	
	BELT, 3B/HB2462 La	089464	1	

### 3.2 Idle-Side Blade Wheel Assembly

525852\_OPER\_002  
525852\_MANUAL



REF	DESCRIPTION (◆ indicates parts available in assemblies only)	PART #	QTY
1	ARM, IDLE SIDE WHEEL ROCKER W/LEVER - COMPLETE <a href="#">See Section 3.5</a>	520539 <sup>1</sup>	1
1	ARM, IDLE SIDE WHEEL ROCKER W/LEVER - COMPLETE <a href="#">See Section 3.5</a>	533944 <sup>2</sup>	1
2	PIN WELDMNT, PIVOT	535310	1
3	WASHER, 21 FLAT ZINC	F81059-2	1
4	NUT, M20 ISO 4035 THIN ZINC	F81037-9	2
-	WHEEL, IDLE SIDE - COMPLETE	088764	1
5	WHEEL, IDLE SIDE BLADE	535356-1 <sup>3</sup>	1
	WHEEL, IDLE SIDE BLADE	090810 <sup>4</sup>	1
6	BEARING, 3309B.2RSR.TVH FAG	086428	1
7	RING, W100 INSIDE RETAINING	F81090-10	2
8	WASHER, IDLE BLADE WHEEL RETAINING	088957-1	1
9	BOLT, M10X25 8.8 HEX HEAD FULL THREAD	F81003-31	1
10	WASHER, SPACER ZINC-PLATED	503164-1	2
	BELT, B72.5 BLADE WHEEL	017922-1	1

<sup>1</sup> Wide sawheads - 525853, 523792: rocker 520539, idle wheel 088764 with 017922-1 belt.

Wide sawheads with 2" blade - 525853, 523792: rocker 520539, idle wide wheel 535355 without belt.

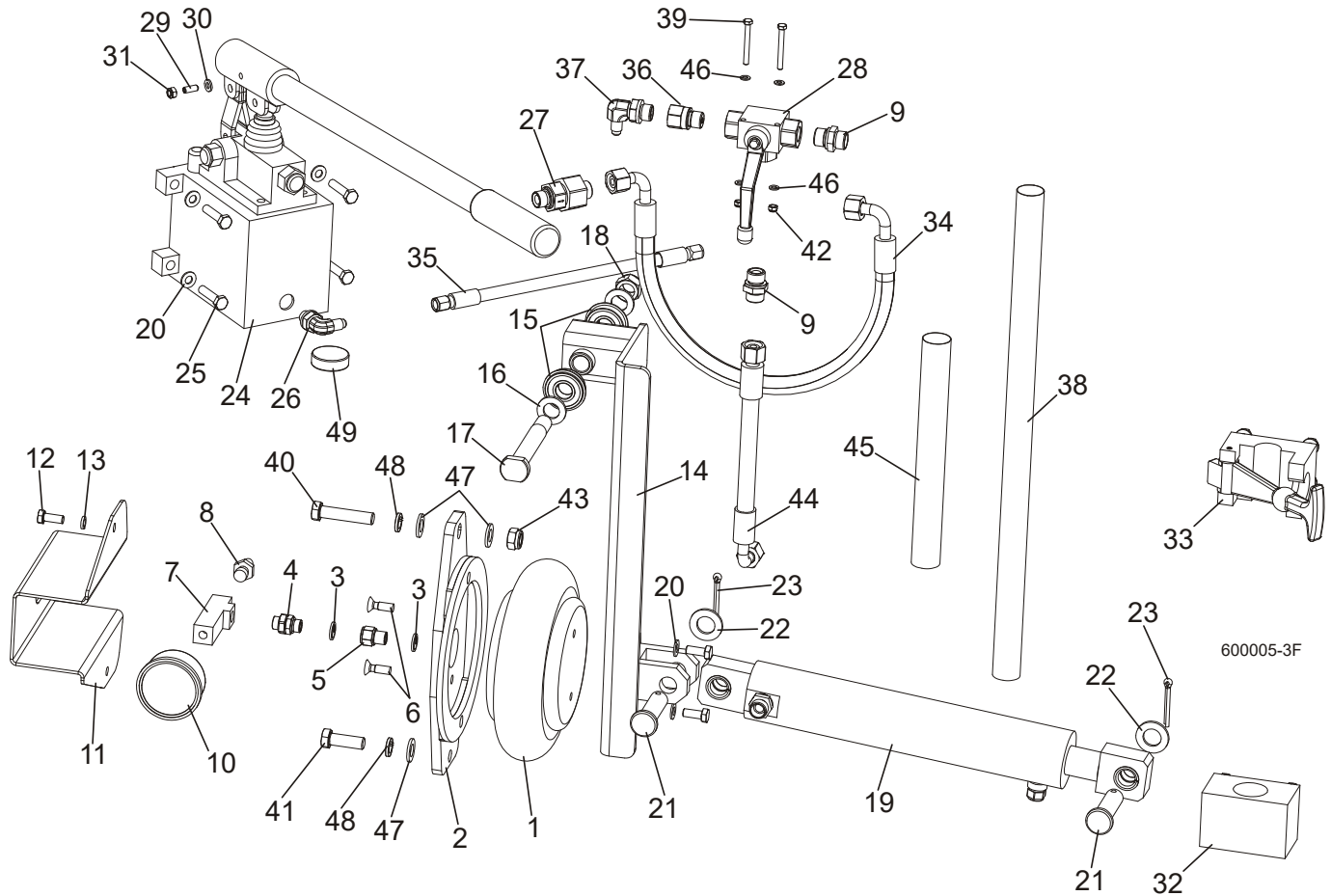
<sup>2</sup> Standard sawheads - 088770, 088771: rocker 533944, idle wheel 088764 with 017922-1 belt.

Standard sawheads with 2" blade - 525850, 525851 : rocker 533944, idle wide wheel 535355 without belt.

<sup>3</sup> Included in 535355.

<sup>4</sup> Included in 088764.

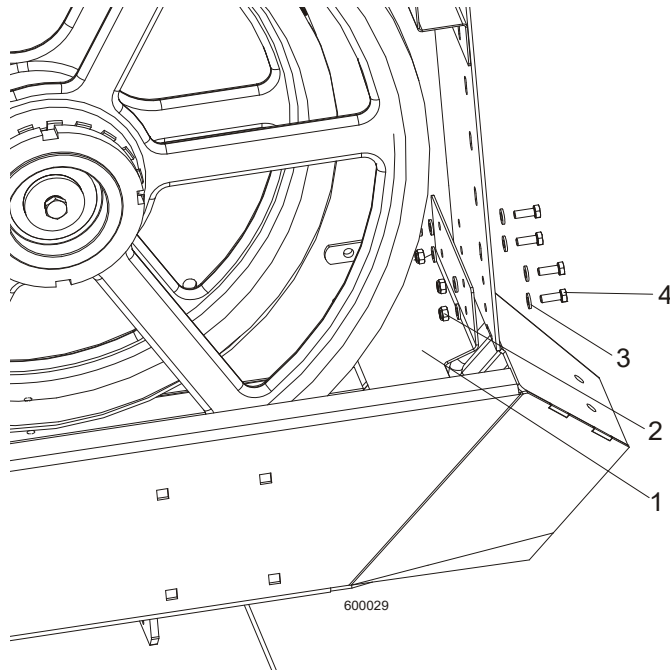
### 3.3 Hydraulic Blade Tensioner Assembly



REF	DESCRIPTION (◆ indicates parts available in assemblies only)	PART #	QTY
	<b>COMPLETE HYDRAULIC BLADE TENSIONER</b>	504801	1
1	BAG, POJ 192 308 100 0 AIR	088576	1
2	BRACKET, AIR BAG MOUNT	088798-1	1
3	SEAL, G1/4 866-014-000-0	090809	4
4	NIPPLE, 1/4 8632141400)BOSCH	097703	1
5	FITTING, 1/4 THREAD/1/4 THREAD 2521	097704	1
6	BOLT, M8X25 PAN HEAD ZINC	F81002-51	2
7	TEE CONNECTOR, SPECIAL	097702-1	1
8	FITTING, 1/4" THREAD 390 004 004 0 (REXROTH) AIR TANK VALVE	088575	1
9	FITTING, HD-GE-12L-BE-06 STRAIGHT	094561	2
10	GAUGE, M63T-2,5/20G G 1/8 0-0.6 MPA/PSI AIR PRESSURE	088568	1
11	GUARD, AIR PRESSURE GAUGE	088924-1	1
12	BOLT, M8X20 8.8 HEX HEAD FULL THREAD ZIN	F81002-4	4
13	WASHER 8,2 SPLIT LOCK ZINC	F81054-4	2
14	ARM, AIR CYLINDER	092779-1	1
15	BEARING W/SNAP RING 6203-2RS	086395	2
16	WASHER, 17 SPLIT LOCK ZINC	F81058-1	2
17	PIN, IDLER ARM MOUNT	086404	1
18	NUT, M16-8 HEX NYLON ZINC LOCK	F81036-2	2

19	CYLINDER, HYDRAULIC - COMPLETE	092788	1	
	CYLINDER, SHDJ050/030X80 HYDRAULIC	092787-1	1	
	BUSHING, TUF1 18x120 CX	500106	4	
	FITTING, HD-GE-12L-BE-06 STRAIGHT	094561	1	
	VALVE, 2901-14-17 AIR VENT	090794	1	
20	WASHER, 8.4 FLAT ZINC	F81054-1	6	
21	PIN, PN-EN 22341-B-18X65X57-A2	F81049-4	2	
22	WASHER, 19 FLAT ZINC	F81060-1	2	
23	PIN, S-FE 5X40 COTTER	F81043-31	2	
24	PUMP, PMS12/TNK1 MANUAL W/TANK 1L	092789	1	
	PROTECTIVE BELLOWS	083829	1	
	HANDLE, PMS12	083728	1	
25	BOLT, M8X35-8.8 HEX HEAD FULL THREAD ZIN	F81002-13	4	
26	ELBOW, CA-204410-3	094562	1	
27	VALVE, RHV12LREDA3C CHECK	094559	1	
28	VALVE, BALL 3-WAY GE5L G3/8"	504803	1	
29	LATCH, GN615.3-M6-KN BALL THREADED	096874	1	
30	WASHER, 6.4 FLAT ZINC	F81053-1	1	
31	NUT, M6-8-B HEX NYLON ZINC LOCK	F81031-2	1	
32	BRACKET, TENSIONER PUMP HANDLE BOTTOM	096951	1	
33	BRACKET, TENSIONER PUMP HANDLE UPPER	092800	1	
34	HOSE, DN10 W/FITTING 10AOL 90 M18X1.5	504804	1	
35	HOSE, 1/4 W/FITTING JIC 7/16-20	504805	1	
36	FITTING, G 3/8 THROTTLE	096849	1	
37	ELBOW, CA-204411-3	094563	1	
38	HOSE PROTECTION	505178	1	
39	BOLT, M5X45 DIN933 A2-70 STAINLESS STEEL	F81000-22	2	
40	BOLT, M12X55-8.8 HEX HEAD ZINC	F81004-12	1	
41	BOLT, M12 X 35-8.8-FE/ZN5 HEX HEAD FULL	F81004-24	1	
42	NUT, M5-8 DIN985 ZINC-PLATED	F81030-2	2	
43	NUT, M12 8 HEX NYLON ZINC LOCK	F81034-2	1	
44	HOSE, DN12 W/FITTINGS PN10AOL90 I PN10AOL M1.5	096964	1	
45	HOSE PROTECTION	098489	1	
46	WASHER, 5.3 FLAT ZINC	F81052-1	4	
47	WASHER, 13 FLAT ZINC	F81056-1	3	
48	WASHER, Z12.2 SPLIT LOCK ZINC	F81056-2	2	
49	MAGNET, MW.38X12/N38 NEODYMIUM	500022	1	

### 3.4 Sawdust Flow Guide



REF	DESCRIPTION (◆ indicates parts available in assemblies only)	PART #	QTY	
1	GUIDE, SAWDUST FLOW PAINTED	090506	1	
2	NUT, M6-8-B HEX NYLON ZINC LOCK	F81031-2	4	
3	WASHER, 6.4 FLAT ZINC	F81053-1	8	
4	BOLT M6X16 HH ZC FT 8.8 DIN 933	F81001-15	4	

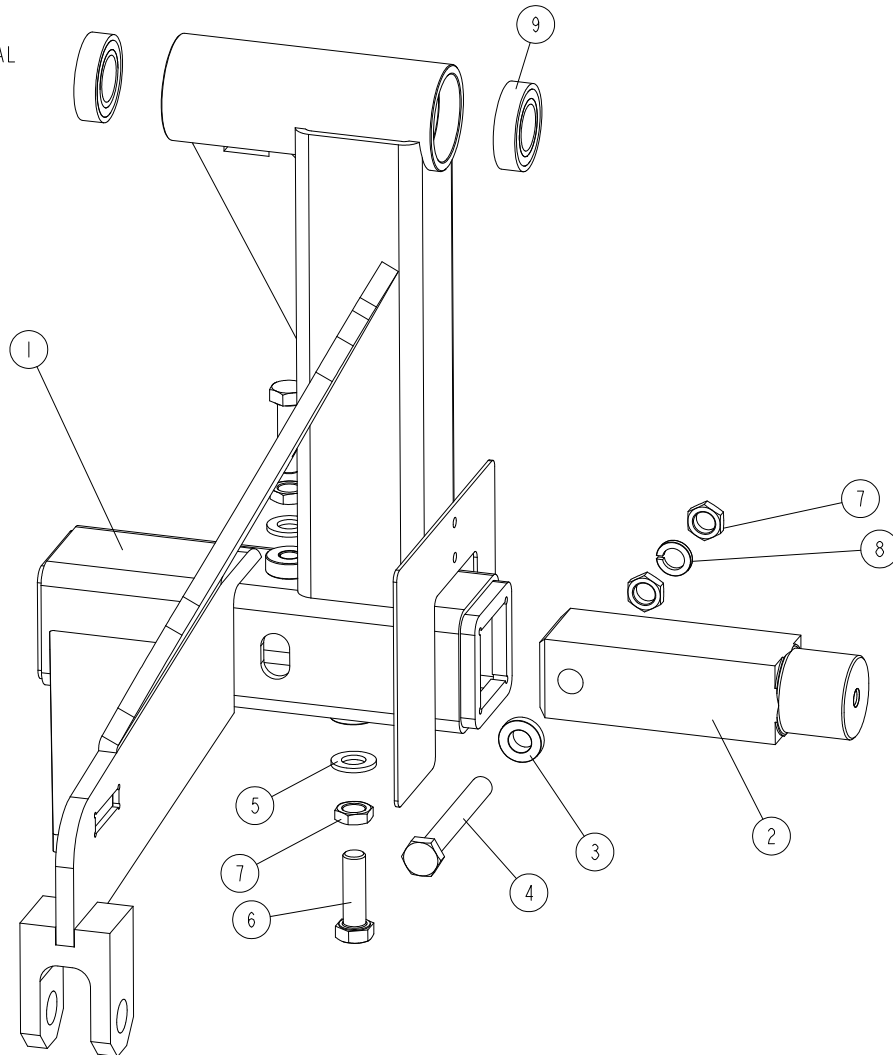
# 3

## Blade Wheels & Tensioner

Idle Side Wheel Arm Rocker W/Lever (520539\_533944)

### 3.5 Idle Side Wheel Arm Rocker W/Lever (520539\_533944)

520539\_001  
520539\_MANUAL



REF	DESCRIPTION (◆ indicates parts available in assemblies only)	PART #	QTY
-	ARM, IDLE SIDE WHEEL ROCKER W/LEVER - COMPLETE	520539	1
-	ARM, IDLE SIDE WHEEL ROCKER W/LEVER - COMPLETE	533944	1
1	ARM, IDLE SIDE WHEEL ROCKER W/LEVER	520540-1 <sup>1</sup>	1
	ARM, IDLE SIDE WHEEL ROCKER W/LEVER	533943-1 <sup>2</sup>	1
2	SHAFT, IDLE SIDE BLADE WHEEL	088474	1
3	WASHER, ZINC-PLATED SPECIAL	086769-1	2
4	BOLT, M12X1.25X100-8.8 HEX HEAD FULL THREAD ZINC	F81004-41	1
5	WASHER, 13 FLAT ZINC	F81056-1	2
6	BOLT, M12X1.25X40-8.8 HEX HEAD FULL THREAD ZINC	F81004-42	2
7	NUT, M12X1.25-8 HEX THIN ZINC	F81034-5	4
8	WASHER, Z12.2 SPLIT LOCK ZINC	F81056-2	1
9	BEARING, 6005 2RS PN-85/M-86100	089652	2

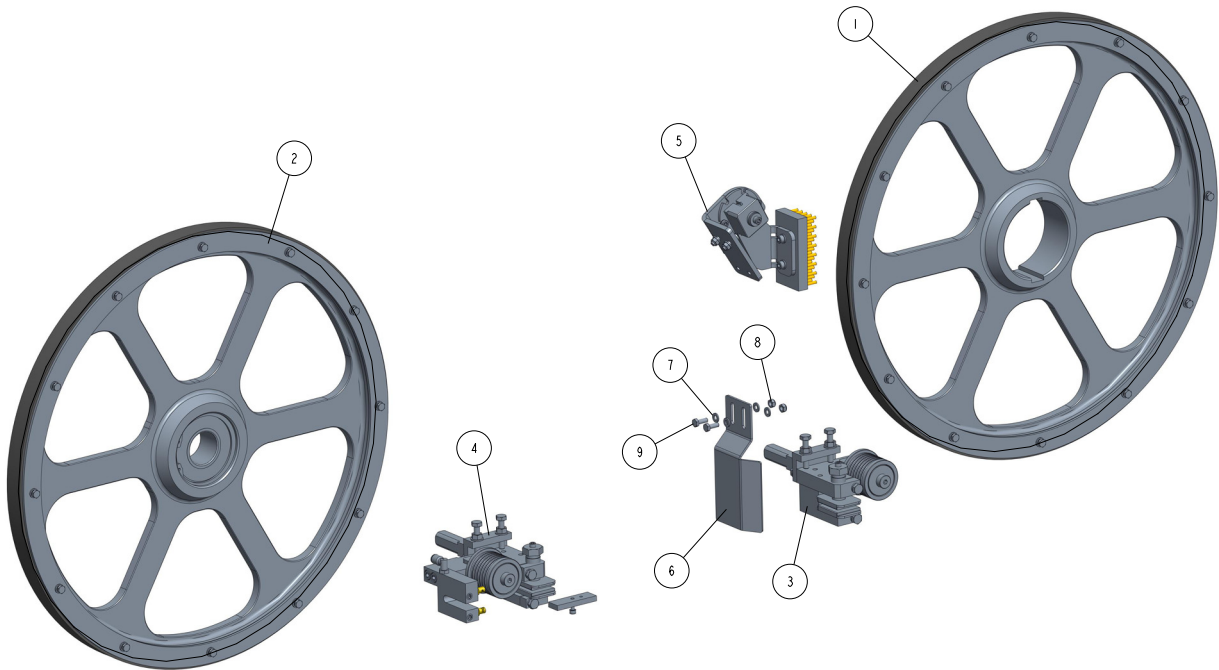
<sup>1</sup> Included in 520539

<sup>2</sup> Included in 533944



### 3.6 Blade Drive Wheels And Rollers Assembly, 2" Blade (586000)

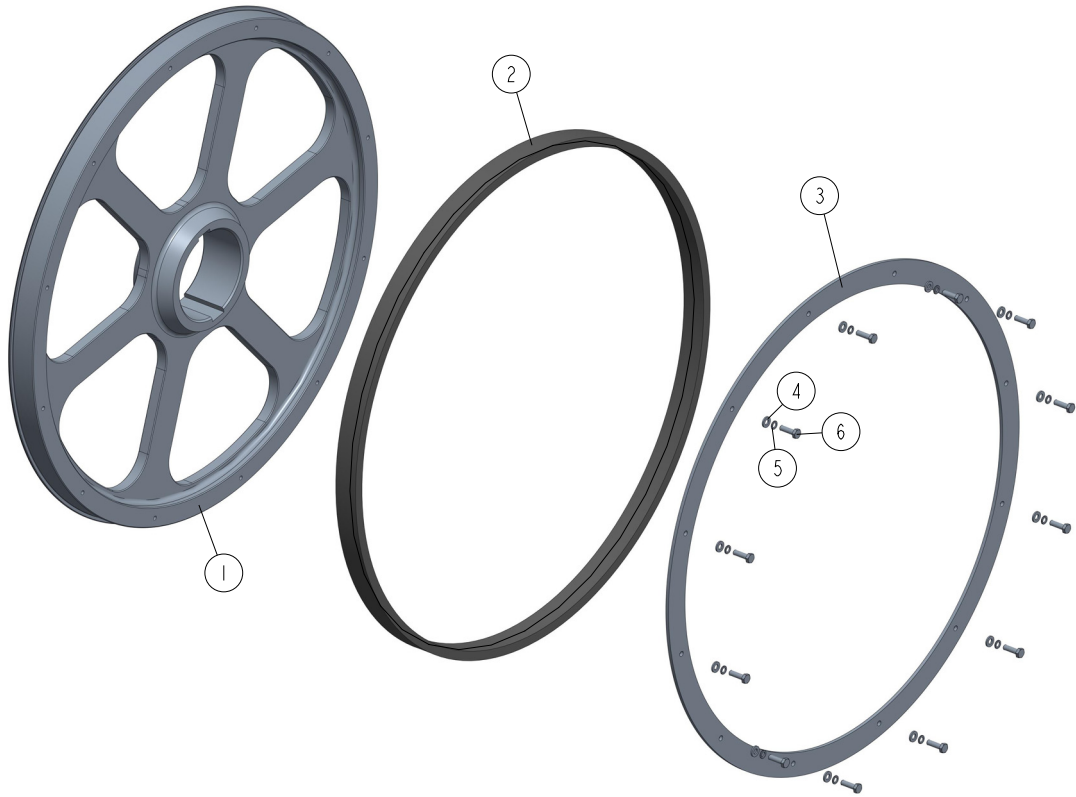
586000\_001\_A  
586000



REF	DESCRIPTION (◆ indicates parts available in assemblies only)	PART #	QTY
-	<b>BLADE DRIVE WHEELS AND ROLLERS ASSEMBLY, 2" BLADE</b>	<b>586000</b>	<b>1</b>
1	ASSY., BLADE WHEEL (2" BLADE) <a href="#">See Section 3.7</a>	582126	1
2	BLADE WHEEL, 2" IDLE SIDE - COMPLETE <a href="#">See Section 3.8</a>	582125	1
3	BLADE GUIDE W/EXTENDED ROLLER, DRIVE SID <a href="#">See Section 2.7</a>	524863	1
4	BLADE GUIDE W/EXTENDED ROLLER, IDLE SIDE <a href="#">See Section 2.6</a>	524855	1
5	BLADE WHEEL WIPER & SCRAPER ASSEMBLY <a href="#">See Section 3.9</a>	586150	1
6	GUARD, BLADE GUIDE ROLLER	586134-1	1
7	WASHER, 6.4 FLAT ZINC	F81053-1	4
8	NUT, M6-8-B HEX NYLON ZINC LOCK	F81031-2	2
9	BOLT M6X16 HH ZC FT 8.8 DIN 933	F81001-15	2

**3.7 2" Blade Drive Wheel (582126)**

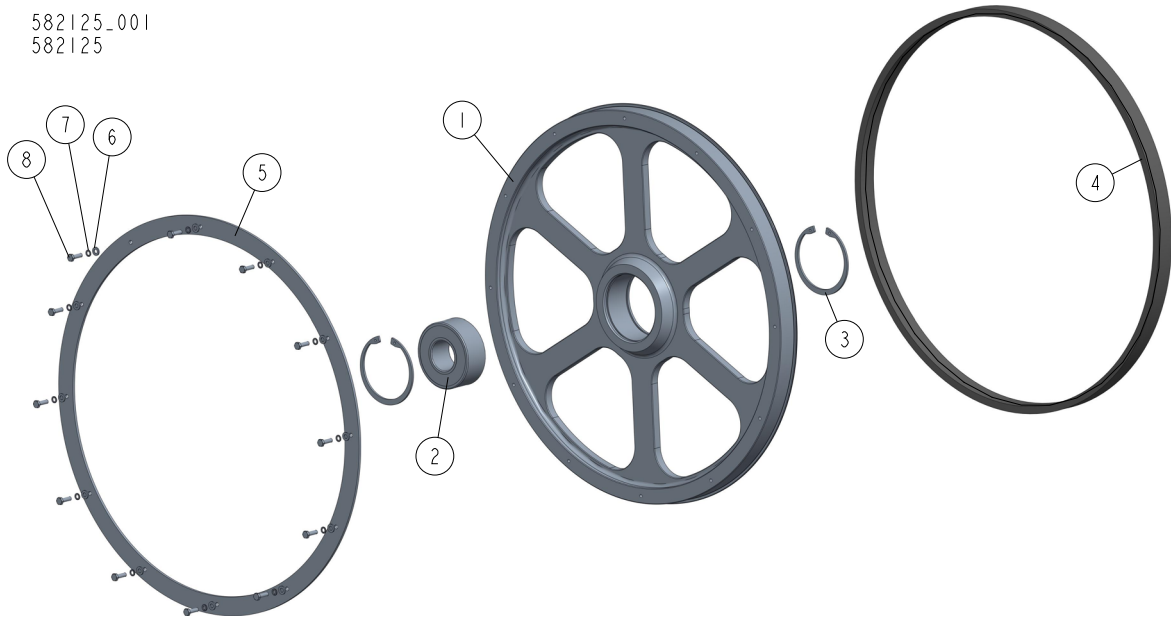
582126-001  
582126



REF	DESCRIPTION (◆ indicates parts available in assemblies only)	PART #	QTY
-	ASSY., BLADE WHEEL (2" BLADE)	582126	1
1	BLADE WHEEL	578644-1	1
2	V-BELT, 1 1/8" LENGTH 72.5	547257	1
3	FLANGE	582131-1	1
4	WASHER, 6.4 FLAT ZINC	F81053-1	12
5	WASHER, Z 6.1 SPLIT LOCK	F81053-3	12
6	BOLT, M6X20 8.8 HEX HEAD FULL THREAD ZIN	F81001-2	12


### 3.8 Idle Side 2" Blade Wheel (582125)

582125\_001  
582125



REF	DESCRIPTION (◆ indicates parts available in assemblies only)	PART #	QTY	
-	BLADE WHEEL, 2" IDLE SIDE - COMPLETE	582125	1	
1	BLADE WHEEL, IDLE SIDE	578645-1	1	
2	BEARING, 3309B.2RSR.TVH FAG	086428	1	
3	RING, W100 INSIDE RETAINING	F81090-10	2	
4	V-BELT, 1 1/8" LENGTH 72.5	547257	1	
5	FLANGE	582131-1	1	
6	WASHER, 6.4 FLAT ZINC	F81053-1	12	
7	WASHER, Z 6.1 SPLIT LOCK	F81053-3	12	
8	BOLT, M6X20 8.8 HEX HEAD FULL THREAD ZIN	F81001-2	12	

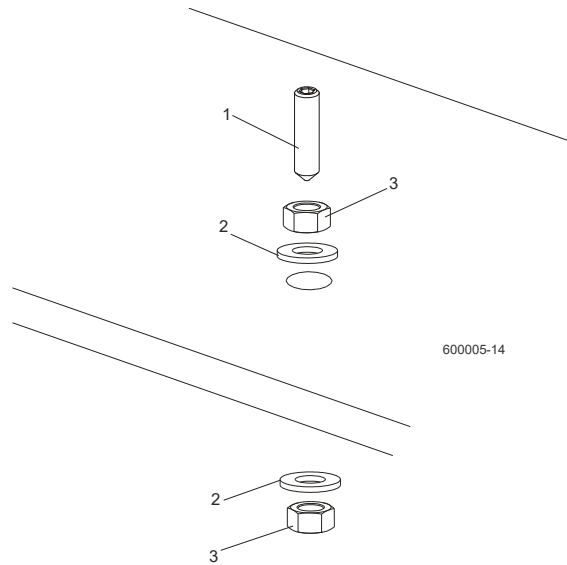
## 3.9 Drive Blade Wheel Wiper &amp; Scraper Assembly (586150)

586150\_001  
586150

REF	DESCRIPTION (◆ indicates parts available in assemblies only)	PART #	QTY	
-	<b>BLADE WHEEL WIPER &amp; SCRAPER ASSEMBLY</b>	586150	1	
1	BRACKET, BLADE WHEEL WIPER & SCRAPER	586149-1	1	
2	SHAFT WELDMENT, SWEEPER	586124-1	1	
3	BUSHING, IGUS: JFM_1416_12_1	569013	1	
4	BRACKET, BRUSH, LATH	586151-1	1	
5	BRUSH, LATH	586126	1	
6	SPRING, EXTENSION	586127-1	1	
7	BUSHING, SPACER	570020-1	1	
8	WASHER, 6.5 SPECIAL FLAT ZINC	F81053-11	1	
9	SCREW, M6X16 8.8 HEX SOCKET HEAD CAP ZIN	F81001-21	3	
10	WASHER, Z 6.1 SPLIT LOCK	F81053-3	2	
11	SCREW, M6X12-10.9 DIN 7984 HEX SOCKET TH	F81001-80	2	
12	WASHER, 6.4 FLAT ZINC	F81053-1	6	
13	NUT, M6-8-B HEX NYLON ZINC LOCK	F81031-2	2	
14	SCREW, M6X20 8.8 HEX SOCKET HEAD CAP ZIN	F81001-22	2	
15	WASHER, 20.5X26X1.5 ZINC-PLATED	524526	1	

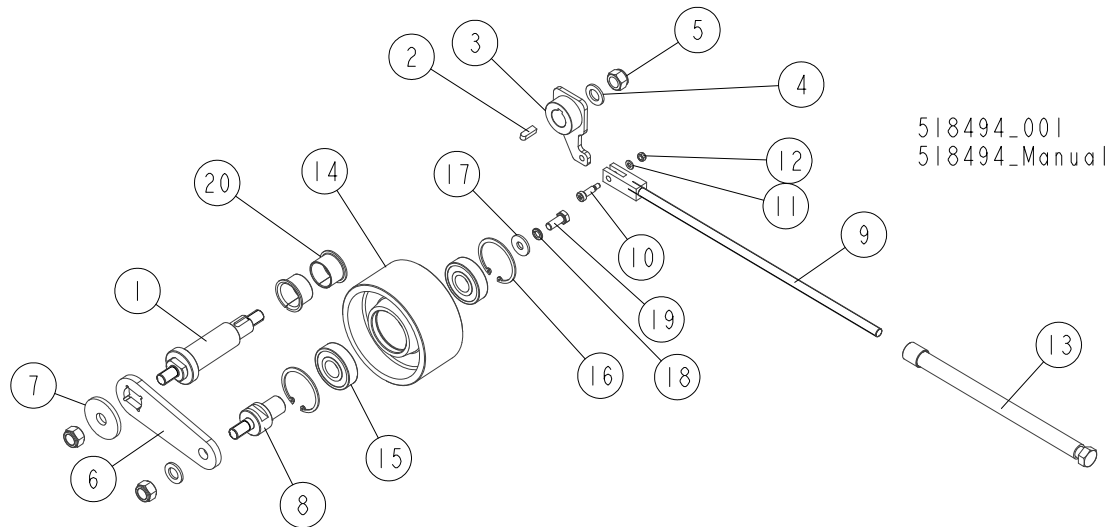
## SECTION 4 SAW HEAD

### 4.1 Middle Throat Screw



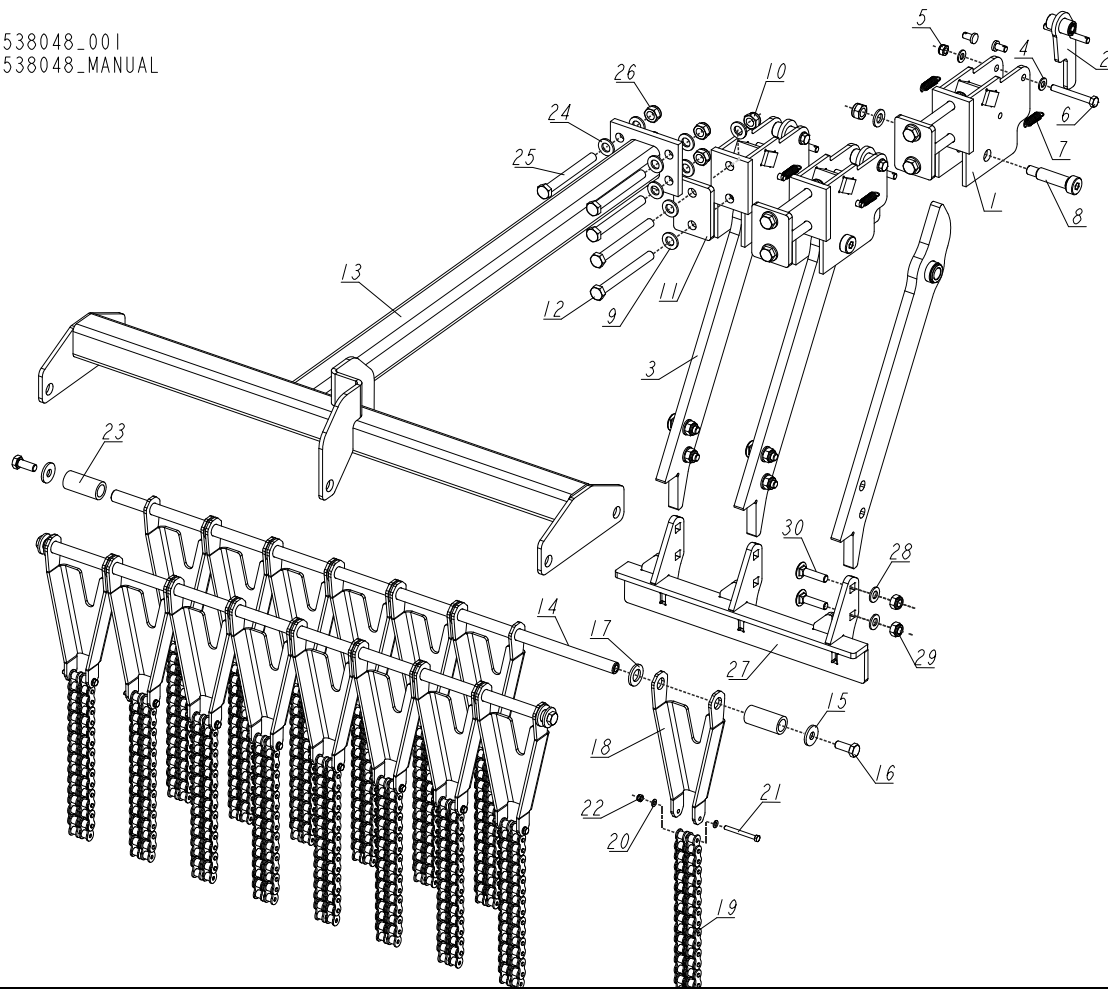
REF	DESCRIPTION (◆ indicates parts available in assemblies only)	PART #	QTY	
1	SCREW, M10X40-45H HEX SOCKET SET CONE POINT ZINC	F81003-61	1	
2	WASHER, 10.5 FLAT ZINC	F81055-1	2	
3	NUT, M10-8-B-HEX ZINC	F81033-3	2	

## 4.2 Drive Belt Tensioner (DC)



REF.	DESCRIPTION (◆ Indicates Parts Available In Assemblies Only)	PART #	QTY
	<b>TENSIONER, LT70 DC DRIVE BELT - COMPLETE</b>	<b>518494</b>	<b>1</b>
1	SHAFT, BLADE TENSIONER ZINC-PLATED	518495-1	1
2	KEY, AB 8X7X25 PARALLEL	099848	1
3	ARM WELDMENT, BELT TENSIONER	518496-1	1
4	WASHER, 17 SPLIT LOCK ZINC	F81058-1	2
5	NUT, M16-8 HEX NYLON ZINC LOCK	F81036-2	3
6	ARM, TENSION WHEEL ZINC-PLATED	518051-1	1
7	WASHER, 17.5/60-6 ZINC-PLATED	098012-1	1
8	SHAFT, BELT TENSION WHEEL ZINC-PLATED	518052-1	1
9	ROD WELDMENT, THREADED ZINC-PLATED	088789-1	1
10	BOLT, 8/M6X20-12.9 ISO 7379 SHOULDER	F81001-25	1
11	WASHER, 6.4 FLAT ZINC	F81053-1	1
12	NUT, M6-8-B HEX NYLON ZINC LOCK	F81031-2	1
13	TUBE WELDMENT, THREADED ZINC-PLATED	088782-1	1
	<b>WHEEL, LT70DC BELT TENSION - COMPLETE</b>	<b>514843</b>	<b>1</b>
14	WHEEL, BELT TENSION	509882	1
15	BEARING, .9843X2.4409X.6693	P08066	2
16	RING, 62W INSIDE RETAINING	F81090-1	2
17	WASHER, 11/30-3 ZINC-PLATED	088787-1	1
18	WASHER, Z 10.2 SPLIT LOCK ZINC	F81055-2	1
19	BOLT, M10X25 8.8 HEX HEAD FULL THREAD ZINC	F81003-11	1
20	BEARING, PCMF 353926E SLIDE (SKF)	518043	2

## 4.3 Board Return Assembly (Optional)

538048\_001  
538048\_MANUAL

REF	DESCRIPTION (◆ indicates parts available in assemblies only)	PART #	QTY
-	<b>BOARD RETURN ASSEMBLY</b>	538048	1
-	ARM, BOARD RETURN - COMPLETE	538049	3
1	MOUNT WELDMENT, BOARD RETURN ARM	090109-1	1
2	LATCH WELDMENT, BOARD RETURN ARM	090118-1	1
3	ARM WELDMENT, BOARD RETURN	538100-1	1
4	WASHER, 8.4 FLAT ZINC	F81054-1	2
5	NUT, M8-8-B HEX NYLON ZINC LOCK	F81032-2	1
6	BOLT, M8X65 5.8 HEX HEAD ZINC	F81002-3	1
7	SPRING, 1.6X12X38 EXTENSION	092208	2
8	BOLT, N16/M12X50 12.9 ISO 7379 "BOSSARD"	F81004-25	1
9	WASHER, 13 FLAT ZINC	F81056-1	5
10	NUT, M12 8 HEX NYLON ZINC LOCK	F81034-2	3
11	WASHER, SPECIAL	092756-1	1
12	BOLT, M12X120-8.8 HEX HEAD ZINC	F81004-38	2
-	GUIDE, BOARD RETURN	538033	1
13	GUIDE WELDMENT, BOARD RETURN	538034-1	1
14	ROD, BOARD RETURN GUIDE	539459-1	2
15	WASHER, 10.5 SPECIAL FLAT ZINC	F81055-6	4
16	BOLT, M10X25 8.8 HEX HEAD FULL THREAD	F81003-31	4
17	WASHER, 17 SPLIT LOCK ZINC	F81058-1	15

## 4

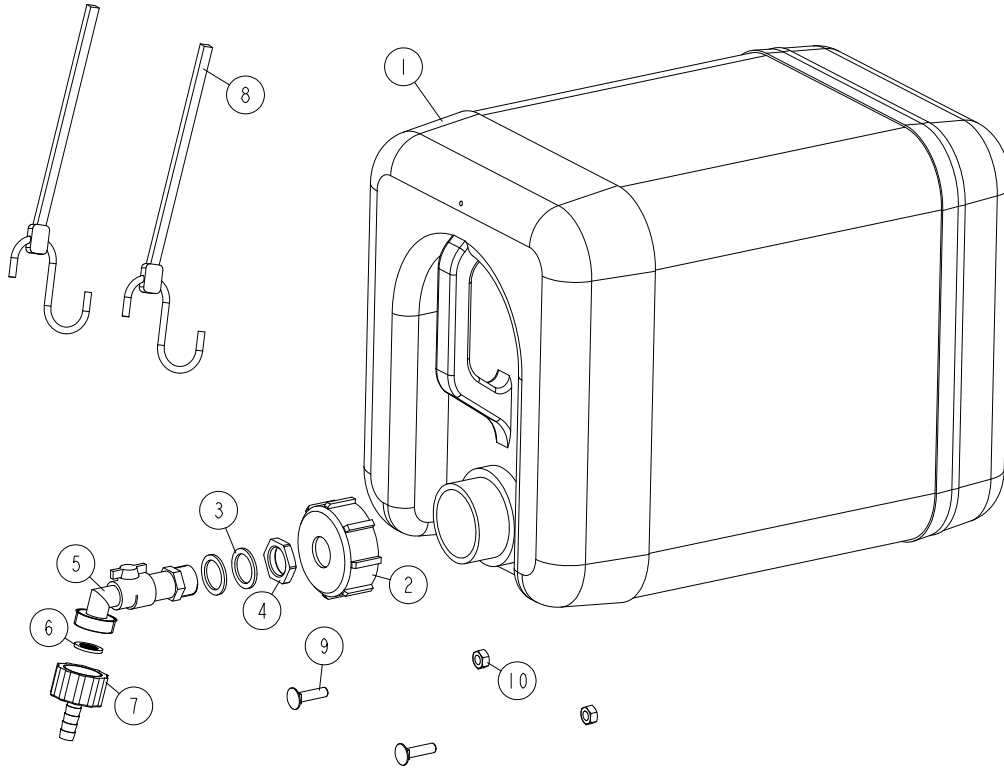
**SAW HEAD***Board Return Assembly (Optional)*

REF	DESCRIPTION (◆ indicates parts available in assemblies only)	PART #	QTY	
-	CHAIN ASSEMBLY	538032	15	
18	BRACKET, CHAIN	538031-1	1	
19	CHAIN, 10B-2 15-LINK	538014	1	
20	WASHER, 5.3 FLAT ZINC	F81052-1	2	
21	BOLT, M5X50-8.8 HEX HEAD ZINC	F81000-1	1	
22	NUT, M5-8 DIN985 ZINC-PLATED	F81030-2	1	
23	BUSHING, 17/25-53	538043-1	2	
24	WASHER, 13 FLAT ZINC	F81056-1	8	
25	BOLT, M12X110-8.8-B HEX HEAD ZINC	F81004-47	4	
26	NUT, M12 8 HEX NYLON ZINC LOCK	F81034-2	4	
-	ANGLE, BOARD PUSH-OFF - COMPLETE	538052	1	
27	ANGLE, BOARD PUSH-OFF	538046-1	1	
28	WASHER, 10.5 FLAT ZINC	F81055-1	6	
29	NUT, M10-8-B HEX NYLON ZINC LOCK	F81033-1	6	
30	BOLT, M10X40-8.8 CARRIAGE ZINC	F81003-40	6	



### 4.4 Water Lube Assembly

550787\_001\_MANUAL  
550787\_MANUAL



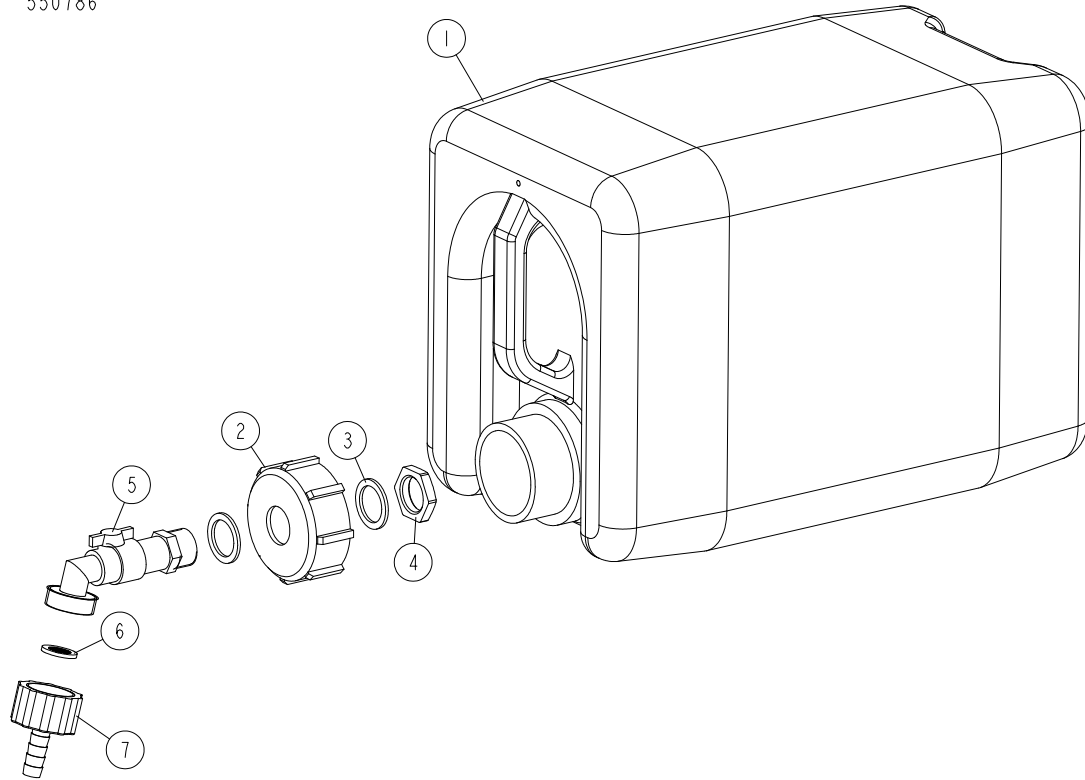
REF	DESCRIPTION (◆ indicates parts available in assemblies only)	PART #	QTY	
-	TANK, OIL	550787	1	
1	BOTTLE, WATER	513866	1	
2	NUT, BOTTLE	550785	1	
3	SEAL, 27X20X1.5 ESSENTA 467673 RUBBER	550780	2	
4	NUT, 1/2 ESSENTA 467615 GLAND	550779	1	
5	FITTING, WATER LUBE SHUTOFF VALVE	550776	1	
6	FILTER, WATER LUBE	550778	1	
7	FITTING, G3/4" X 10MM HOSE BARB	550777	1	
8	STRAP, 20" RUBBER W/HOOK	P11668	2	
9	BOLT, 1/4-20 X 1" CARRIAGE HEAD	F05005-34	2	
10	NUT, 1/4-20 LOCK	F05010-21	2	

# 4 SAW HEAD

## Oil Tank

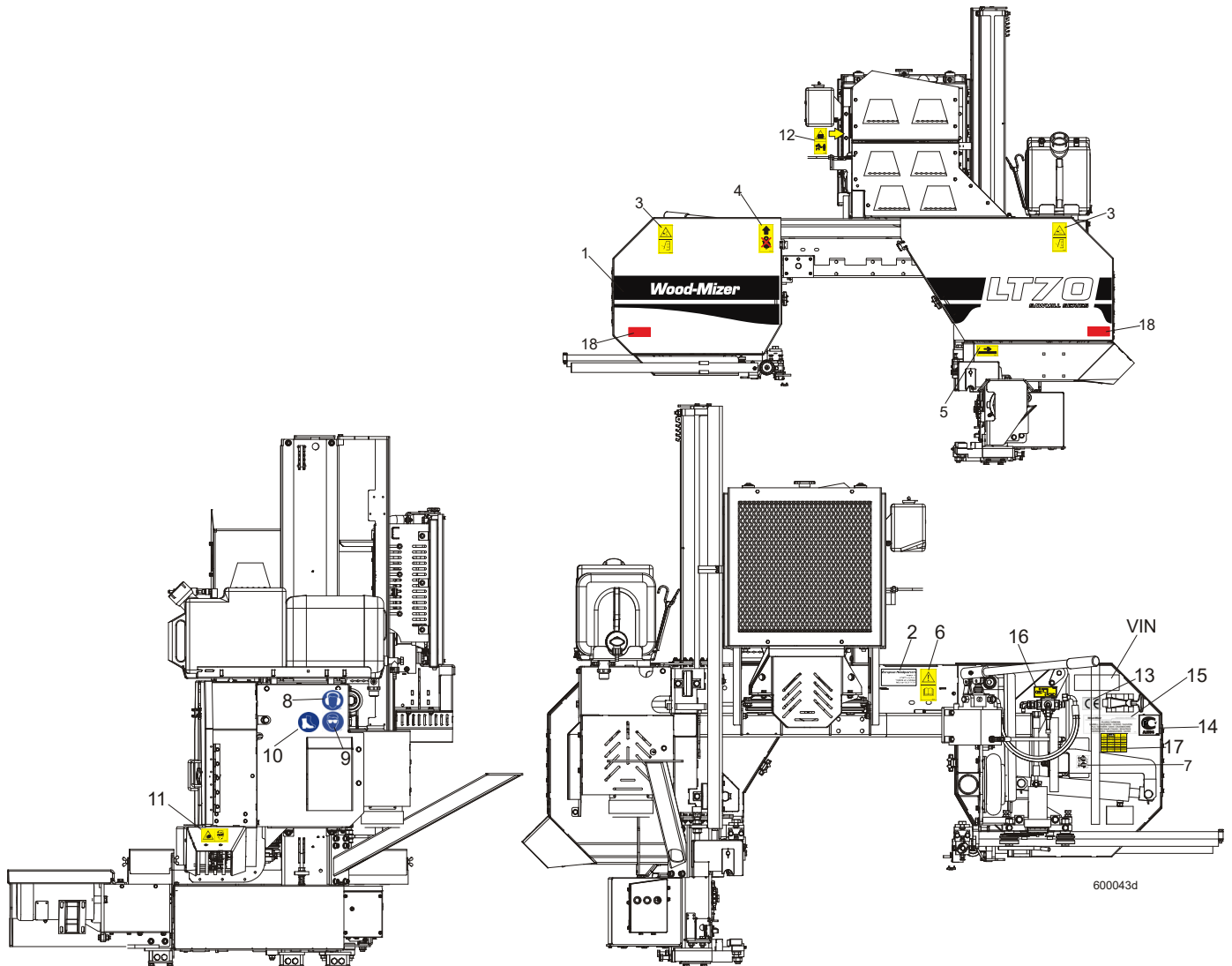
### 4.5 Oil Tank

550786\_001  
550786



REF	DESCRIPTION (◆ indicates parts available in assemblies only)	PART #	QTY	
-	TANK, OIL	550786	1	
1	TANK, 10L OIL	711400	1	
2	NUT, BOTTLE	550785	1	
3	SEAL, 27X20X1.5 ESSENTRA 467673 RUBBER	550780	2	
4	NUT, 1/2 ESSENTRA 467615 GLAND	550779	1	
5	FITTING, WATER LUBE SHUTOFF VALVE	550776	1	
6	FILTER, WATER LUBE	550778	1	
7	FITTING, G3/4" X 10MM HOSE BARB	550777	1	

## 4.6 LT70DC Saw Head Decals



600043d

REF.	DESCRIPTION (◆ Indicates Parts Available In Assemblies Only)	PART #	QTY
1	<b>DECAL, LT70 SERIES SAWMILL</b>	092764	1
	<b>PICTOGRAPHIC DECAL KIT, LT70DC</b>	099519	1
2	DECAL, EUROPEAN HEADQUARTERS ADDRESS	015841	1
3	DECAL, SAWMILL COVERS CAUTION (PICTOGRAM)	099220	1
4	DECAL, PICTOGRAM (BLACK ARROW & HOOK)	085977B	1
5	DECAL, BLADE MOVEMENT DIRECTION (PICTOGRAM)	096321	1
6	DECAL, READ OPERATOR'S MANUAL (PICTOGRAM)	096317	1
7	DECAL, BLADE ALIGNMENT (PICTOGRAM)	P11789-70	1
8	DECAL, EYE PROTECTION WARNING (PICTOGRAM)	S12004G	1
9	DECAL, EAR PROTECTION WARNING (PICTOGRAM)	S12005G	1
10	DECAL, USE SAFETY BOOTS (PICTOGRAM)	501465	1
11	DECAL, SAWDUST CHUTE WARNING (PICTOGRAM)	099222	1
12	DECAL, KEEP AWAY - HOT PARTS	086099	1
13	DECAL, CE CERTIFIED SAWMILL (SMALL)	P85070	2
14	DECAL, RUSSIAN SAFETY CERTIFICATION	099401	1
15	DECAL, INTERNATIONAL SAWMILL NAME	501466	1

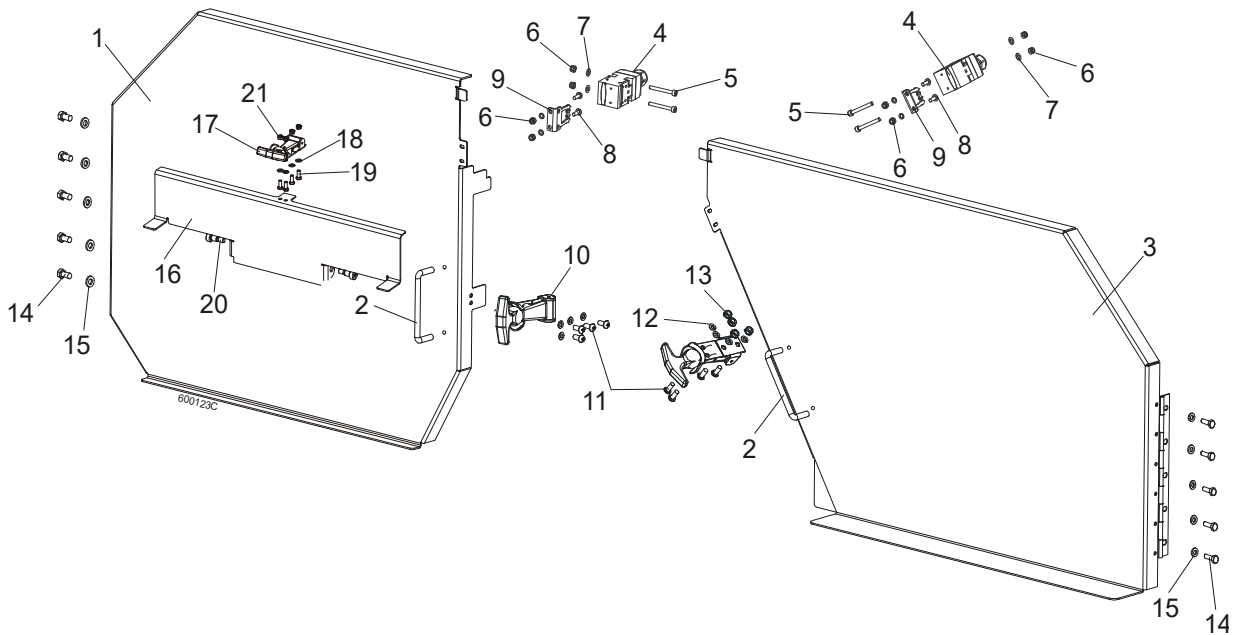
## 4

**SAW HEAD***LT70DC Saw Head Decals*

---

	DECAL, BLADE SETTING	P85066-70	1	
	DECAL, KEEP AWAY DANGER, PICTOGRAM	099221	1	
	DECAL, MAX. OIL PRESSURE, PICTOGRAM	099524	1	
<b>16</b>	DECAL, LEVER OF TENSIONER'S BALL VALVE	505189	1	
<b>17</b>	DECAL, BLADE TENSION VALUES	518439	1	
<b>18</b>	<b>REFLECTOR, 2" DIA. RED (FOR PORTABLE SAWMILLS ONLY)</b>	521701	2	
	<b>DECAL, STAY A SAFE DISTANCE FROM THE BLADE (FOR DEBARKERS)</b>	098176	1	

## 4.7 Blade Housing Covers



REF	DESCRIPTION (◆ indicates parts available in assemblies only)	PART #	QTY
	<b>COVER ASSEMBLY, IDLE SIDE BLADE HOUSING</b>	088920	1
1	Cover Assembly, Idle Side Blade Housing	088915-1	1
2	Handle, Blade Housing Cover	P08065	1
	<b>COVER ASSEMBLY, DRIVE SIDE BLADE HOUSING</b>	088921	1
3	Cover Assembly, Drive Side Blade Housing	088917-1	1
2	Handle, Blade Housing Cover	P08065	1
4	<b>SWITCH, AZ17-11ZRK SAFETY 1</b>	094232	2
5	<b>SCREW, M4X35 8.8 HEX SOCKET HEAD CAP ZIN</b>	F81011-34	4
6	<b>NUT, M3-6-HEX NYLON ZINC LOCK</b>	F81028-2	8
7	<b>WASHER, 4.3 FLAT ZINC</b>	F81051-2	8
8	<b>SCREW, M4X12 5.8-B SLOTTED COUNTERSUNK H</b>	F81011-41	4
9	<b>KEY, AZ17/170-B5 SAFETY SWITCH 2</b>	094422	4
10	<b>LATCH, FLEXIBLE DRAW</b>	014829	2
11	<b>BOLT, M5X12 8.8 HEX HEAD FULL THREAD ZIN</b>	F81000-5	8
12	<b>WASHER, 5.3 FLAT ZINC</b>	F81052-1	8
13	<b>NUT, M5-8 DIN985 ZINC-PLATED</b>	F81030-2	8
14	<b>BOLT M6X16 HH ZC FT 8.8 DIN 933</b>	F81001-15	10
15	<b>WASHER, 6.4 FLAT ZINC</b>	F81053-1	10
	<b>COVER, LT70 BLADE UPPER - COMPLETE</b>	<b>511536</b> <sup>1</sup>	<b>1</b>
	<b>COVER, LT70 BLADE UPPER - COMPLETE</b>	<b>523795</b> <sup>2</sup>	<b>1</b>
16	PLATE, LT70 UPPER COVER	511802-1 <sup>3</sup>	1
	PLATE, LT70 UPPER COVER	524277-1 <sup>4</sup>	1
17	LATCH, FLEXIBLE DRAW	014829	1
18	WASHER, 5.3 FLAT ZINC	F81052-1	2
19	BOLT, M5X12 8.8 HEX HEAD FULL THREAD ZIN	F81000-5	4
20	BOLT, 10/M8X12-12.9 BOSSARD SHOULDER	F81003-62	2
21	NUT, M5-8 DIN985 ZINC-PLATED	F81030-2	2

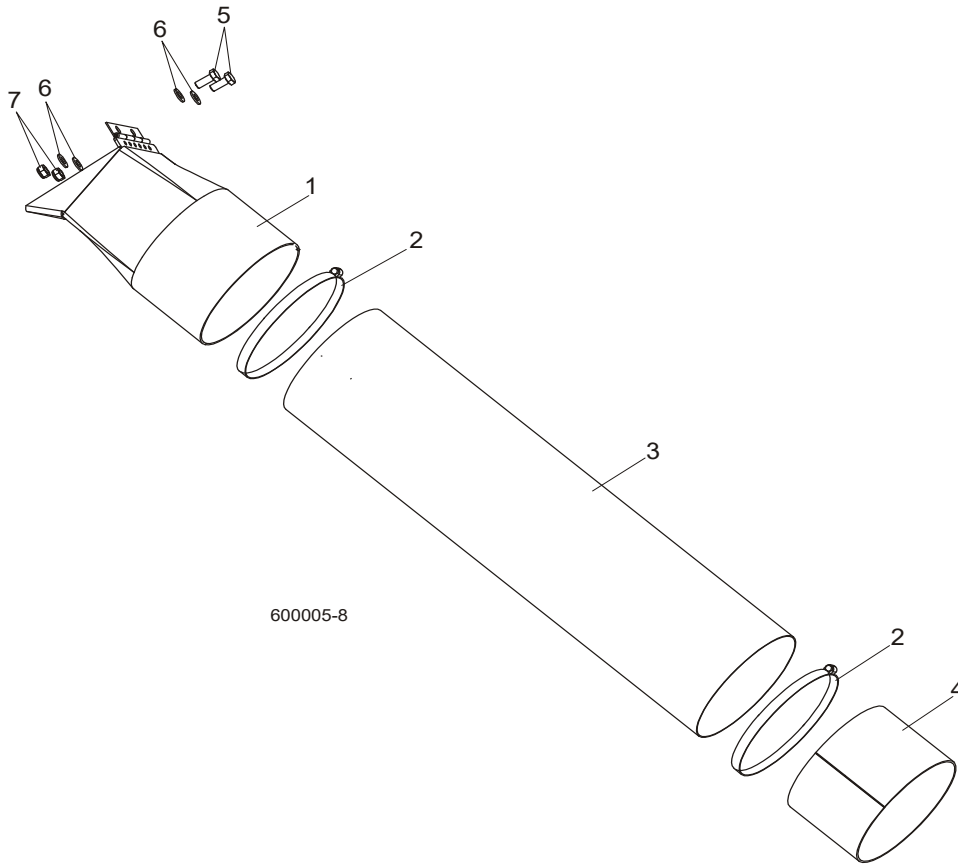
<sup>1</sup> Belongs to 088771 and 88770

<sup>2</sup> Belongs to 525852, 525853, 525854, 523792

<sup>3</sup> Belongs to 511536

<sup>4</sup> Belongs to 523795

## 4.8 Sawdust Chute

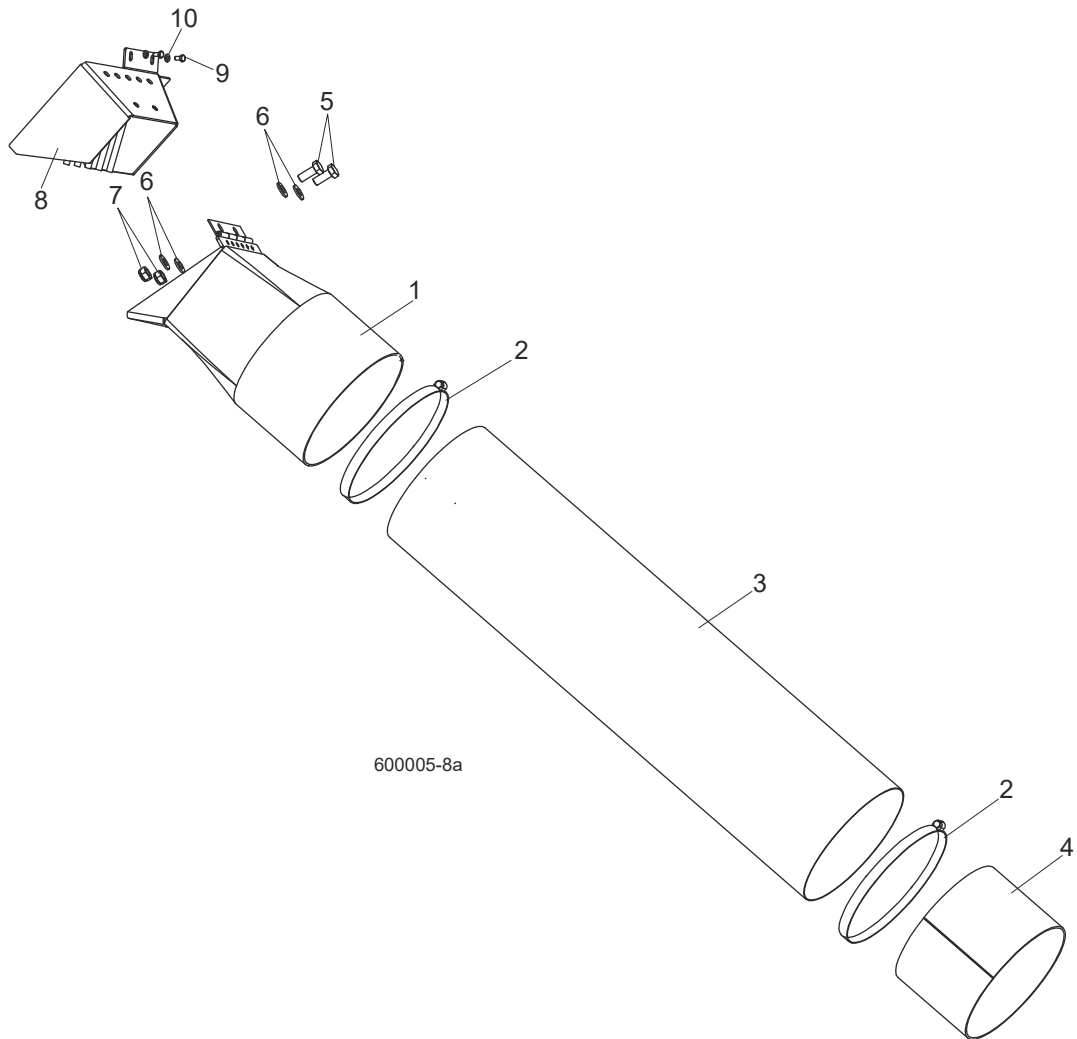


REF	DESCRIPTION (◆ indicates parts available in assemblies only)	PART #	QTY	
1	CHUTE WELDMENT, SAWDUST	089352-1	1	
2	CLAMP, 152 MM	089358	2	
3	TUBE, SAWDUST CHUTE	090153	1	
4	TUBE, CHUTE END	090126-1	1	
5	BOLT, M8X20 8.8 HEX HEAD FULL THREAD ZIN	F81002-4	2	
6	WASHER, 8.4 FLAT ZINC	F81054-1	4	
7	NUT, M8-8-B HEX NYLON ZINC LOCK	F81032-2	2	

# 4 SAW HEAD

Sawdust Chute (LT70 Wide only)

## 4.9 Sawdust Chute (LT70 Wide only)

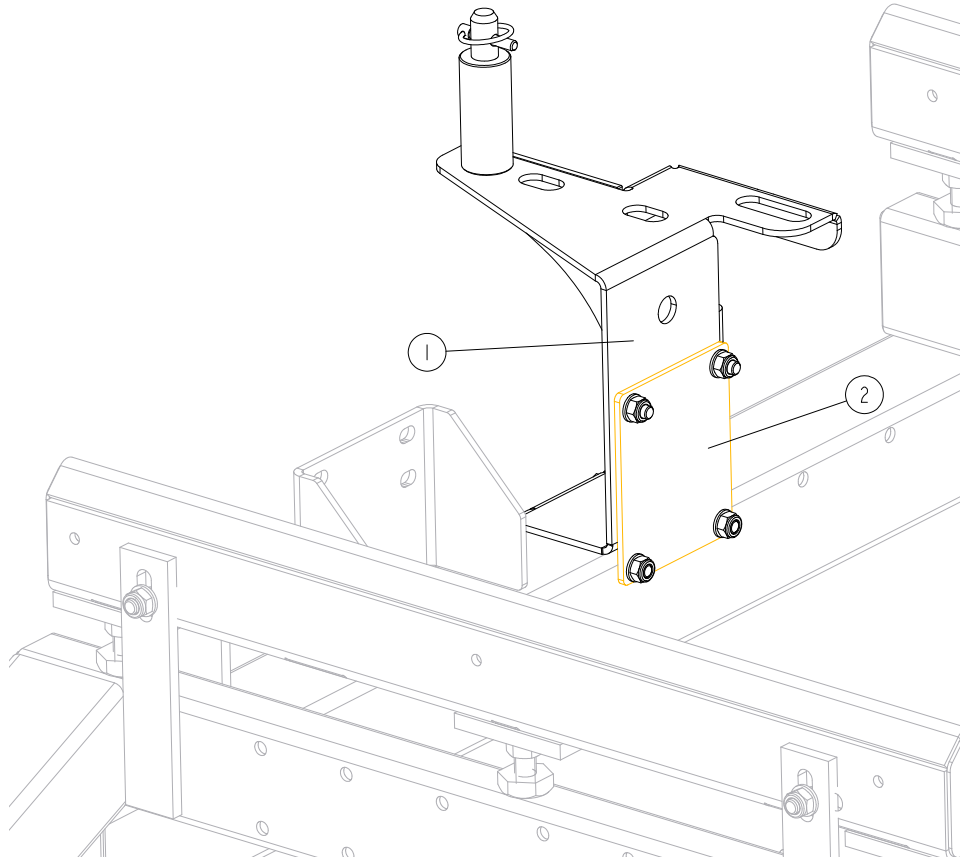


REF	DESCRIPTION (◆ indicates parts available in assemblies only)	PART #	QTY
1	CHUTE WELDMENT, SAWDUST	089352-1	1
2	CLAMP, 152 MM	089358	2
3	TUBE, SAWDUST CHUTE	089357	1
4	TUBE, CHUTE END	090126-1	1
5	BOLT, M8X20 8.8 HEX HEAD FULL THREAD ZIN	F81002-4	2
6	WASHER, 8.4 FLAT ZINC	F81054-1	4
7	NUT, M8-8-B HEX NYLON ZINC LOCK	F81032-2	2
8	OUTLET SAWDUST (WIDE HEAD ONLY)	530184-1	1
9	BOLT, M6X12-8.8 HEX HEAD FULL THREAD ZIN	F81001-7	2
10	WASHER, 6.4 FLAT ZINC (WIDE HEAD ONLY)	F81053-1	2



4.10 Saw Head Rest Bracket & Plate Mount

LT70ME20SAH3-WSWR\_001  
 LT70ME20SAH3-WSWR\_MANUAL



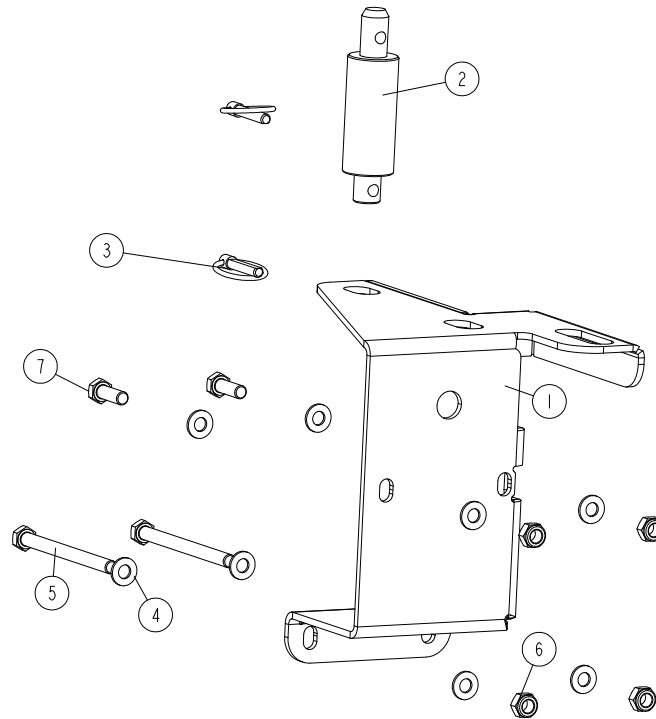
REF	DESCRIPTION (◆ indicates parts available in assemblies only)	PART #	QTY	
1	BRACKET, LT SAWMILL SAW HEAD REST <a href="#">See Section 4.11</a>	550058	1	
2	PLATE, MOUNT	087055-1	1	

# 4 SAW HEAD

## LT Sawmill Saw Head Rest Bracket

### 4.11 LT Sawmill Saw Head Rest Bracket

546306\_001  
546306\_MANUAL

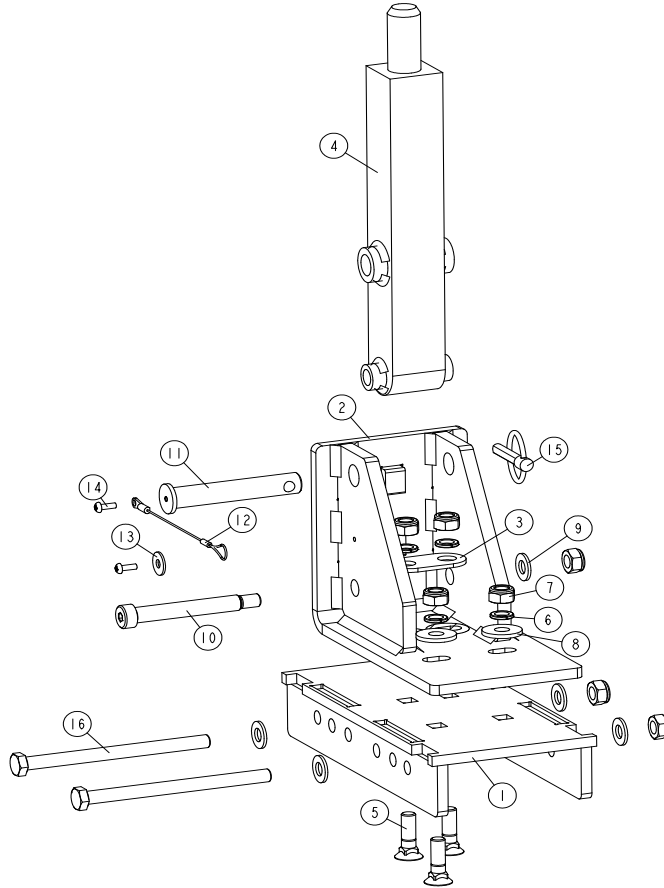


REF	DESCRIPTION (◆ indicates parts available in assemblies only)	PART #	QTY
-	<b>BRACKET, LT SAWMILL SAW HEAD REST</b>	550058	1
1	PLATE, SAW HEAD REST BRACKET	546307-1	1
2	PIN, LT20 SAW HEAD REST	550057-1	1
3	PIN, 8 BN914 LINCH (BOSSARD 1364650)	F81046-2	2
4	WASHER, 10.5 FLAT ZINC	F81055-1	8
5	BOLT, M10X125 8.8 HEX HEAD ZINC	F81003-18	2
6	NUT, M10-8-B HEX NYLON ZINC LOCK	F81033-1	4
7	BOLT, M10X30-8.8 HEX HEAD FULL THREAD ZINC	F81003-2	2

Saw Head Support Bracket (only portable sawmills with the new type of "M" frame)

**4.12 Saw Head Support Bracket (only portable sawmills with the new type of "M" frame)**

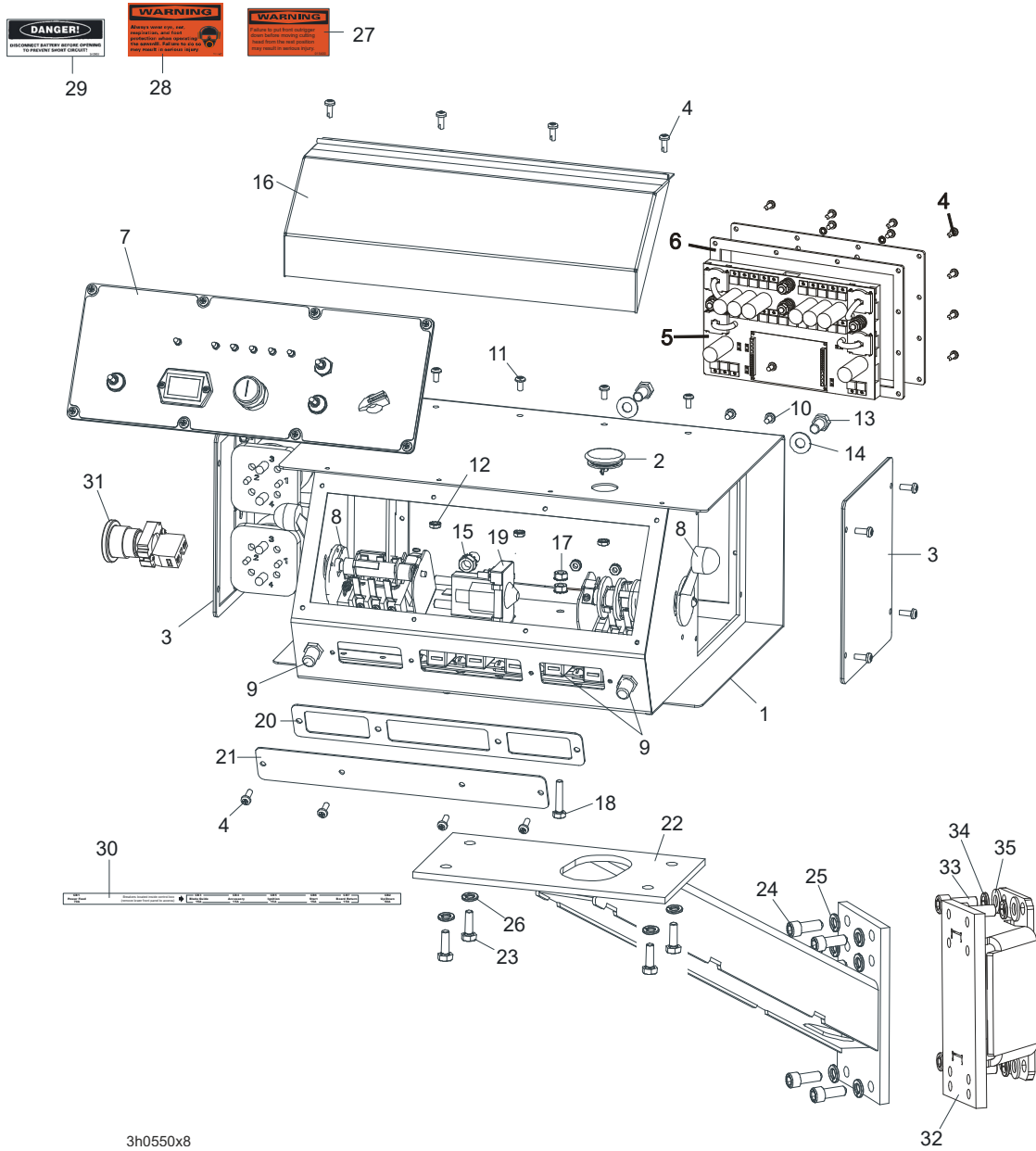
547311\_001\_A  
547311\_MANUAL



REF	DESCRIPTION (◆ indicates parts available in assemblies only)	PART #	QTY
-	<b>BRACKET, LT70 SAW HEAD SUPPORT - "M" FRA</b>	547311	1
1	PLATE, SAW HEAD SUPPORT BRACKET	555485-1	1
2	MOUNT WELDMENT, SAW HEAD REST PIN	547312-1	1
3	WASHER	547416	1
4	PIN WELDMENT, SAW HEAD REST	540600-1	1
5	BOLT, M10X35-10.9-FE/ZN5 DIN 608 ; PN 82	F81003-164	4
6	WASHER, Z 10.2 SPLIT LOCK ZINC	F81055-2	4
7	NUT, M10-8-B HEX NYLON ZINC LOCK	F81033-1	7
8	WASHER, 10.5 SPECIAL FLAT ZINC	F81055-6	2
9	WASHER, 10.5 FLAT ZINC	F81055-1	5
10	BOLT, 12/M10X80 12.9 ISO7379 SHOULDER	F81003-78	1
11	PIN, 16X100 23X3	540593-1	1
12	LANYARD, 3/64X6	016030	1
13	WASHER, 6.5 SPECIAL FLAT ZINC	F81053-11	1
14	SCREW, M4X12 5,8-B CROSS RECESSED PAN HE	F81011-43	2
15	PIN, 8 BN914 LINCH (BOSSARD 1364650)	F81046-2	1
16	BOLT, M10X140-10.9 HEX HEAD ZINC	F81003-180	2

### 4.13 CONTROL & BATTERY BOXES

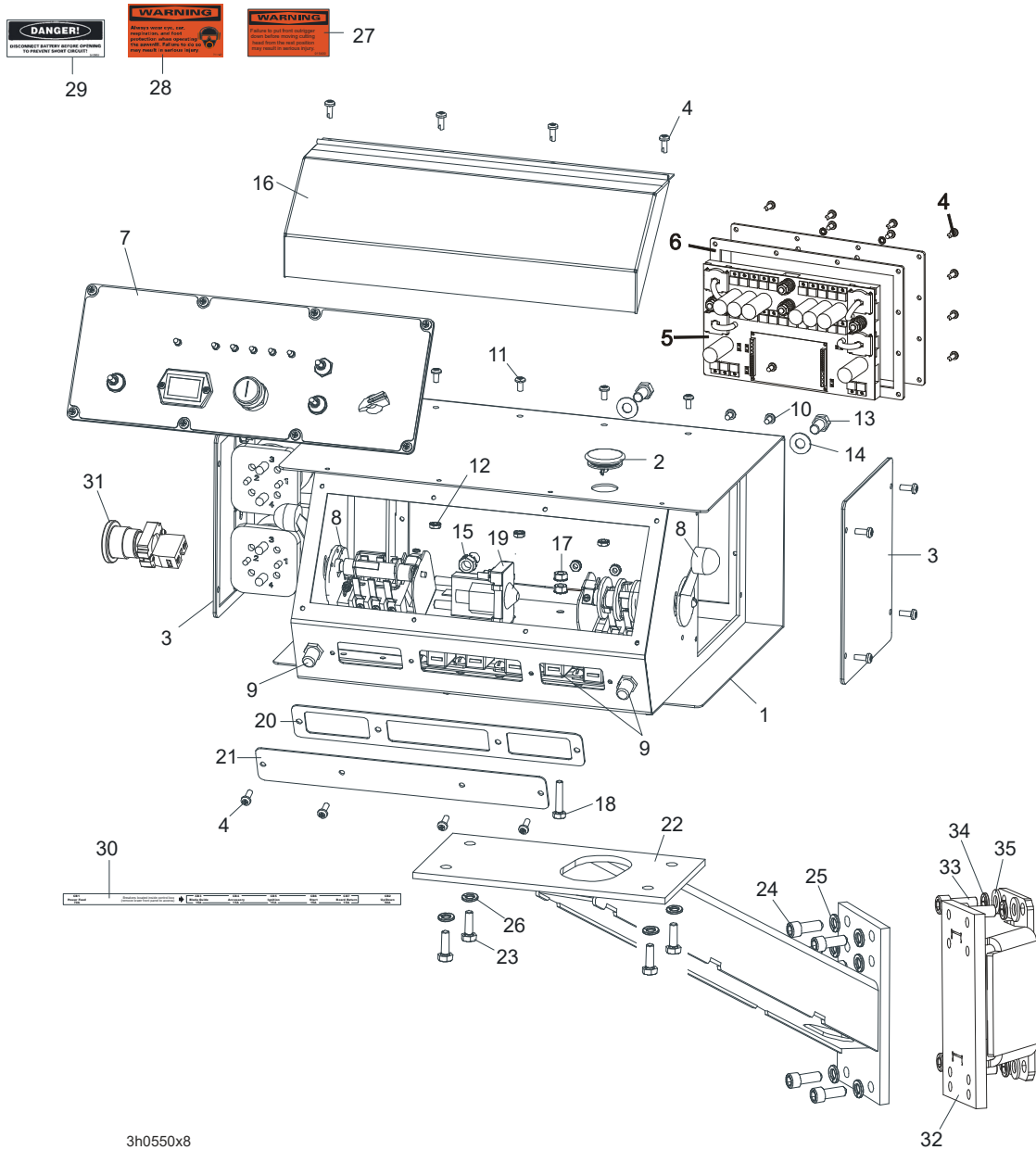
#### 4.14 Control Assembly (Gas/Diesel)



## SECTION 5

REF	DESCRIPTION (◆ indicates parts available in assemblies only)	PART #	QTY
	<b>CONTROL BOX ASSEMBLY, D42</b>	095000	1
1	DC Control Box	095012-1	1
2	Plug, AS075 Oiltite	E20570	1
3	Solenoid Parts ( <a href="#">See Section</a> )		
4	BOLT, #10-24X1/2 PH	F05015-17	16
5	Panel Assembly, Power Feed Control	095010-1	1
	Circuit Board, Control Box Power Feed	051667	1
6	Gasket, Rear Access Panel	095011	1
7	Front Control Panel & Wiring Harnesses ( <a href="#">Section 5.3</a> )		
8	Drum Switches ( <a href="#">Section 5.2</a> )		
9	Circuit Breakers ( <a href="#">Section 5.4</a> )		
10	SCREW, #10-24 X 3/8 PHILLIPS PAN HEAD ZI	F05004-3	2
11	SCREW, #10-24 X 3/8" PHILLIPS PAN HEAD M	F05004-148	4
12	NUT, #10-24 SELF-LOCKING	F05010-14	6
13	BOLT, 3/8-16 X 3/4" HEX HEAD	F05007-27	2
14	WASHER, 10.5 FLAT ZINC	F81055-1	2
15	NUT, 3/8" LOCK NUT	F05010-19	2
16	Cover, Control Box Hinged	015304	1
17	NUT, 1/4-20 SELF-LOCKING HEX	F05010-9	2
18	BOLT, 1/4-20 X 1 1/4" HEX HEAD TAP	F05005-3	1
19	SOLENOID, 200A 12V SPST HYDRAULIC PUMP	015470	1
	Diode Assembly, Solenoid Coil Chassis GND	087496	1
20	Gasket, Front Access Panel	015266	1
21	Panel, Control Box Front Access	086704-1	1
22	<b>MOUNT WELDMENT, STANDARD CONTROL BOX</b>	086732-1	1
23	<b>NUT, 5/16-18 SELF-LOCKING HEX</b>	F05010-20	4
24	<b>SCREW, M10X25 8.8 HEX SOCKET HEAD CAP ZI</b>	F81003-32	4
25	<b>WASHER, Z 10.2 SPLIT LOCK ZINC</b>	F81055-2	4
26	<b>WASHER, 3/8" EXTERIOR STAR LOCK</b>	F05011-36	4
27	<b>DECAL, FRONT OUTRIGGER WARNING</b>	015400	1
28	<b>DECAL, EAR/EYE PROTECTION WARNING</b>	S11753	1
29	<b>DECAL, DISCONNECT BATTERY DANGER</b>	S12002	1
30	<b>DECAL, CIRCUIT BREAKER ID ('98 SUPER)</b>	024362	1
31	<b>SWITCH, RED EMERGENCY STOP XALJ174F</b>	E22703-2	1
	<b>SPACER, LT70 CONTROL BOX - COMPLETE</b>	522517	1
32	SPACER WELDMENT, LT70 CONTROL BOX	522169-1	1
33	SCREW, M10X25 8.8 HEX SOCKET HEAD CAP ZI	F81003-32	4
34	WASHER, Z 10.2 SPLIT LOCK ZINC	F81055-2	4
35	WASHER, 10.5 FLAT ZINC	F81055-1	4

## 5.1 Control Assembly (Gas/Diesel)



3h0550x8

REF	DESCRIPTION (◆ indicates parts available in assemblies only)	PART #	QTY
	<b>CONTROL BOX ASSEMBLY, D42</b>	095000	1
1	DC Control Box	095012-1	1
2	Plug, AS075 Oiltite	E20570	1
3	Solenoid Parts ( <a href="#">See Section</a> )		
4	BOLT, #10-24X1/2 PH	F05015-17	16
5	Panel Assembly, Power Feed Control	095010-1	1
	Circuit Board, Control Box Power Feed	051667	1
6	Gasket, Rear Access Panel	095011	1
7	Front Control Panel & Wiring Harnesses ( <a href="#">Section 5.3</a> )		
8	Drum Switches ( <a href="#">Section 5.2</a> )		
9	Circuit Breakers ( <a href="#">Section 5.4</a> )		

10	SCREW, #10-24 X 3/8 PHILLIPS PAN HEAD ZI	F05004-3	2	
11	SCREW, #10-24 X 3/8" PHILLIPS PAN HEAD M	F05004-148	4	
12	NUT, #10-24 SELF-LOCKING	F05010-14	6	
13	BOLT, 3/8-16 X 3/4" HEX HEAD	F05007-27	2	
14	WASHER, 10.5 FLAT ZINC	F81055-1	2	
15	NUT, 3/8" LOCK NUT	F05010-19	2	
16	Cover, Control Box Hinged	015304	1	
17	NUT, 1/4-20 SELF-LOCKING HEX	F05010-9	2	
18	BOLT, 1/4-20 X 1 1/4" HEX HEAD TAP	F05005-3	1	
19	SOLENOID, 200A 12V SPST HYDRAULIC PUMP	015470	1	
	Diode Assembly, Solenoid Coil Chassis GND	087496	1	
20	Gasket, Front Access Panel	015266	1	
21	Panel, Control Box Front Access	086704-1	1	
22	<b>MOUNT WELDMENT, STANDARD CONTROL BOX</b>	086732-1	1	
23	<b>NUT, 5/16-18 SELF-LOCKING HEX</b>	F05010-20	4	
24	<b>SCREW, M10X25 8.8 HEX SOCKET HEAD CAP ZI</b>	F81003-32	4	
25	<b>WASHER, Z 10.2 SPLIT LOCK ZINC</b>	F81055-2	4	
26	<b>WASHER, 3/8" EXTERIOR STAR LOCK</b>	F05011-36	4	
27	<b>DECAL, FRONT OUTRIGGER WARNING</b>	015400	1	
28	<b>DECAL, EAR/EYE PROTECTION WARNING</b>	S11753	1	
29	<b>DECAL, DISCONNECT BATTERY DANGER</b>	S12002	1	
30	<b>DECAL, CIRCUIT BREAKER ID ('98 SUPER)</b>	024362	1	
31	<b>SWITCH, RED EMERGENCY STOP XALJ174F</b>	E22703-2	1	
	<b>SPACER, LT70 CONTROL BOX - COMPLETE</b>	522517	1	
32	SPACER WELDMENT, LT70 CONTROL BOX	522169-1	1	
33	SCREW, M10X25 8.8 HEX SOCKET HEAD CAP ZI	F81003-32	4	
34	WASHER, Z 10.2 SPLIT LOCK ZINC	F81055-2	4	
35	WASHER, 10.5 FLAT ZINC	F81055-1	4	

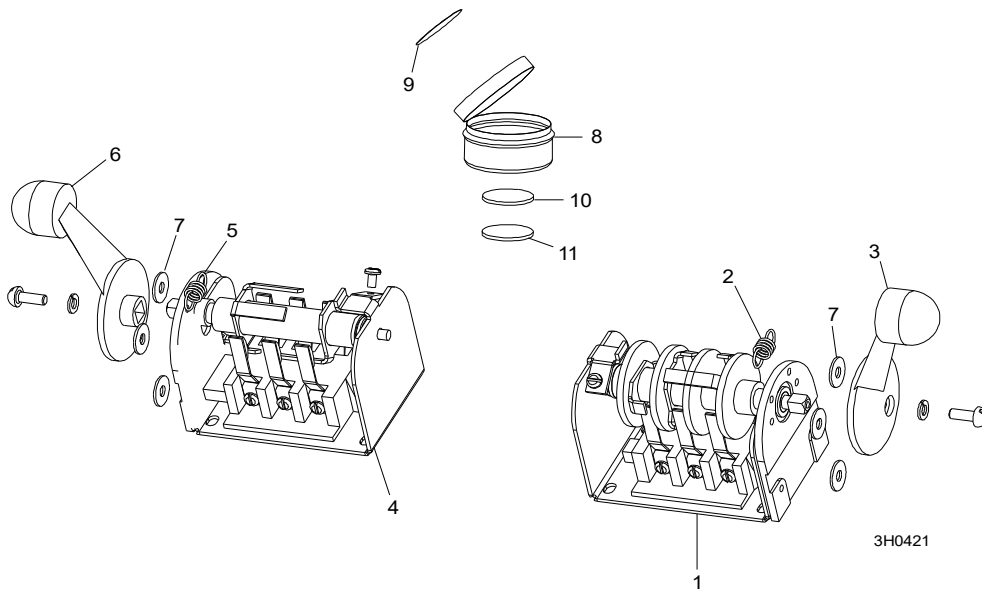
## 5.2 Drum Switches

REF	DESCRIPTION (◆ indicates parts available in assemblies only)	PART #	QTY	
-	<b>BOX, LT70 REMOTE CONTROL</b>	500630	1	
1	HOUSING, AC SUPER CONTROL BOX ASSEMBLY (	086546-1	1	
2	SWITCH ASSEMBLY, POWER FEED DRUM <a href="#">Section 5.2</a>	E20438	1	
3	SWITCH, 1992 UP/DOWN <a href="#">Section 5.2</a>	E20440	1	
4	WASHER, ZBY9330 EMERGENCY STOP BUTTON	086561	1	
5	BUTTON, XB4 BS542 EMERGENCY STOP	086556	1	
6	PLATE, COMPLETE FRONT CONTROL BOX <a href="#">Section 5.8</a>	086562	1	
7	COVER, CONTROL BOX HINGED	015304	1	
8	BOLT, #10-24X1/2 PH PAN HD, TYPE 23	F05015-17	4	
9	SEAL, 1 1/4 RING LQTI W/RETAINER	015430	1	
10	CONNECTOR, 1 1/4 STRAIGHT METAL CONDUIT	024402	1	
11	CONDUIT, 1-1/4IN FLEX	024401	1	
-	PLUG, AS075 OILTITE	E20570	1	
12	PLUG, HOLE SEAL	E20570-1	1	
13	GASKET, HOLE SEAL	E20570-2	1	
14	WASHER, HOLE SEAL	E20570-3	1	
15	NUT, #10-24 WING	E20570-4	1	
16	SCREW, #10-24 X 3/8" PHILLIPS PAN HEAD M	F05004-148	4	
17	NUT, #10-24 SELF-LOCKING	F05010-14	4	
18	CUP ASSEMBLY, DRUM SWITCH GREASE	A20463	1	
19	GROMMET, RUBBER	087065	1	
20	RAIL, CIRCUIT BREAKER	525779-1	1	
21	NUT, M5-8 DIN985 ZINC-PLATED	F81030-2	3	
22	BREAKER, 15 AMP MANUAL RESET	E20430	3	
23	SCREW, #8-32 X 1/2" SLOTTED HEAD	F05004-12	4	
24	NUT, #8-32 HEX SELF-LOCKING	F05010-41	4	
25	STRIP, ELECTRIC WIRE	F81086-1	1	
26	SCREW, M3X20-5.8-A-PAN HEAD ZINC	F81000-8	1	
27	WASHER, 4.3 FLAT ZINC	F81051-2	1	
28	WASHER, 3.2 A MS FLAT SPECIAL	F81050-1	1	
29	NUT, M3-6-HEX NYLON ZINC LOCK	F81028-2	1	
-	GASKET ASSEMBLY	532368	1	
30	PLATE, COVER	532367-1	1	
31	GASKET, CORK	532366	1	
32	SCREW, M6X16 BN 11252 "BOSSARD".	F81001-24	4	
33	NUT, M6-8-B HEX NYLON ZINC LOCK	F81031-2	4	
REF	DESCRIPTION (◆ indicates parts available in assemblies only)	PART #	QTY	
-	<b>BOX ASSEMBLY, 10-SECTION REMOTE CONTROL</b>	528343	1	
1	BASE WELDMENT, REMOTE HYDRAULIC CONTROL	500509-1	1	
2	PLATE, REMOTE CONTROL BOX	500121-1	1	
3	BOX WELDMENT, HYDRAULIC	500128-1	1	
4	WASHER, 10.5 FLAT ZINC	F81055-1	10	
5	BOLT, M10X25 8.8 HEX HEAD FULL THREAD ZI	F81003-11	2	
6	VALVE, 10 SECTION HDS11/10-6	091344SUB	1	



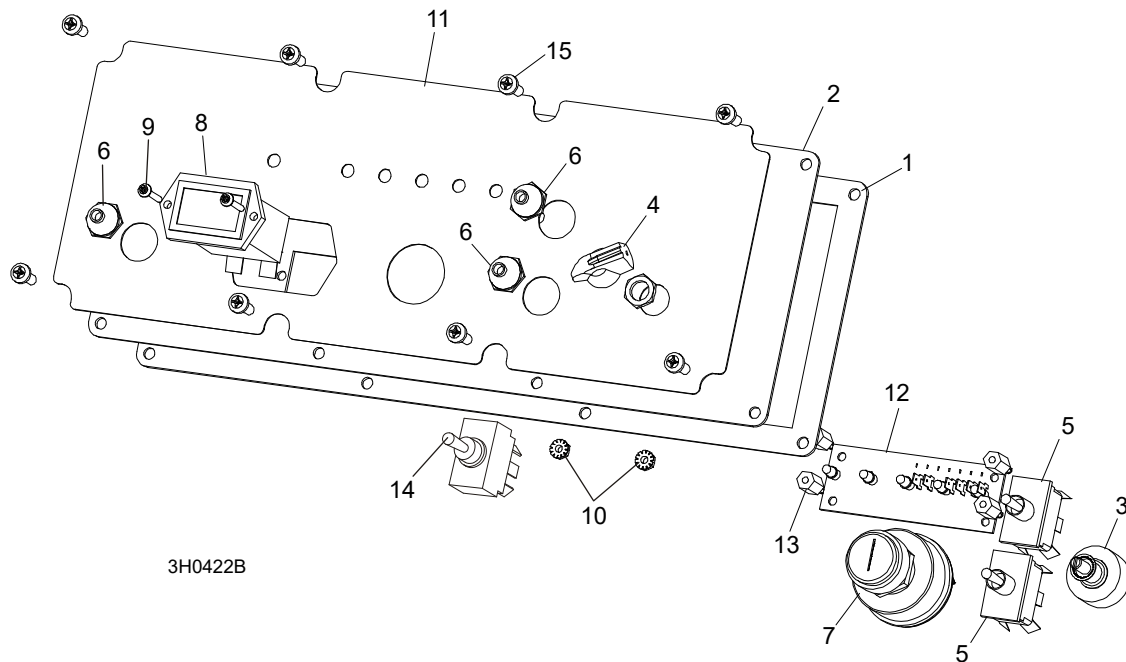
REF	DESCRIPTION (◆ indicates parts available in assemblies only)	PART #	QTY	
7	PUMP, AC.5.5KW 18.5L/MIN HYDRAULIC W/MOT	517840	1	
8	MANIFOLD, W/FILTER	P22683	1	
9	FITTING, 1/2NPT-3/8 BARB ELBOW	P12707	2	
10	BOLT, 1/4-20X1/2 HEX HEAD	F05005-15	2	
11	WASHER, Z 6.1 SPLIT LOCK	F81053-3	2	
12	FITTING, 6SAE MALE-1/4NPT FEMALE	014686	2	
13	FITTING, 1/4NPT BRANCH TEE	015486	1	
14	FITTING, 3/8JIC-1/4NPT 90L	015491	2	
15	PLUG, 1/4-18 NPT BLANK	096221	1	
16	FITTING, 3/8NPT-3/8 BARB ELBOW	P12708	1	
17	WASHER, 8.4 FLAT ZINC	F81054-1	44	
18	NUT, M8-8-B HEX NYLON ZINC LOCK	F81032-2	18	
19	PLATE, REMOTE HYDRAULIC CONTROL BOX REAR	500516-1	1	
20	PLATE, FRONT	500122-1	1	
21	GUARD, RUBBER HYDRAULIC VALVE 10-SECTION	091739	1	
22	BOLT, #10-24X1/2 SELF-TAPPING	F05015-7	12	
23	GROMMET, RUBBER	087065	1	
24	PANEL, HYDRAULIC BOX REAR	500124-1	1	
25	GROMMET, 4 3/8 X 10 OVAL RUBBER	085759	1	
26	GUARD, LT70 AC REMOTE CONTROL BOX	090219	1	
27	FITTING, 1/4NPT-3/8 BARB	014685	1	
28	FITTING, 3/8" O-RING X 3/8" JIC	014687	6	
29	FITTING, #6SAE 45 DEG ELBOW	015489	1	
30	FITTING, #4 SAE - #6 SAE 45° ELBOW	015488	5	
31	FITTING, 1/4JIC-3/8 O-RING	P26284	9	
32	BRACKET, CONTROL BOX GUARD	500766-1	1	
33	BRACKET, CONTROL BOX GUARD - LEFT	500767-1	1	
34	BOLT, M8X25-8.8-B HEX HEAD FULL THREAD Z	F81002-5	14	
35	BOLT, M8X16 -8.8-B HEX HEAD FULL THREAD	F81002-20	8	
36	BOLT, M8X20-8.8 HEX HEAD FULL THREAD ZIN	F81002-1	4	
37	WASHER, 6.4 FLAT ZINC	F81053-1	6	
38	BOLT,M10X35-8.8 HEX HEAD FULL THREAD ZIN	F81003-17	4	
39	NUT, M10-8-B HEX NYLON ZINC LOCK	F81033-1	4	
40	MICROSWITCH, HYDRAULIC VALVE	014765	1	
41	GROMMET, 15,9 UB625 RUBBER	086816	1	
42	GUARD, CABLE	501102-1	1	
43	FITTING, 3/8JIC-1/4NPT STRAIGHT	015560	1	
44	FITTING, M22X1.5 / 1/4 - 18 NPT ZINC-PL.	093139-1	1	
45	FITTING, PN10AFL 13-90 ELBOW	094485	1	
46	FITTING, VMNW10HS22	094486	1	
47	CAP, 44.5 MM #466923 HOLE	500768	1	
48	BUSH, MOSS 44.5MM 465901 SNAP-FIT	R80670-3	1	
49	BOLT M6X16 HH ZC FT 8.8 DIN 933	F81001-15	6	
50	CLAMP, 11/16 WORM	061807	4	

# 5 Drum Switches



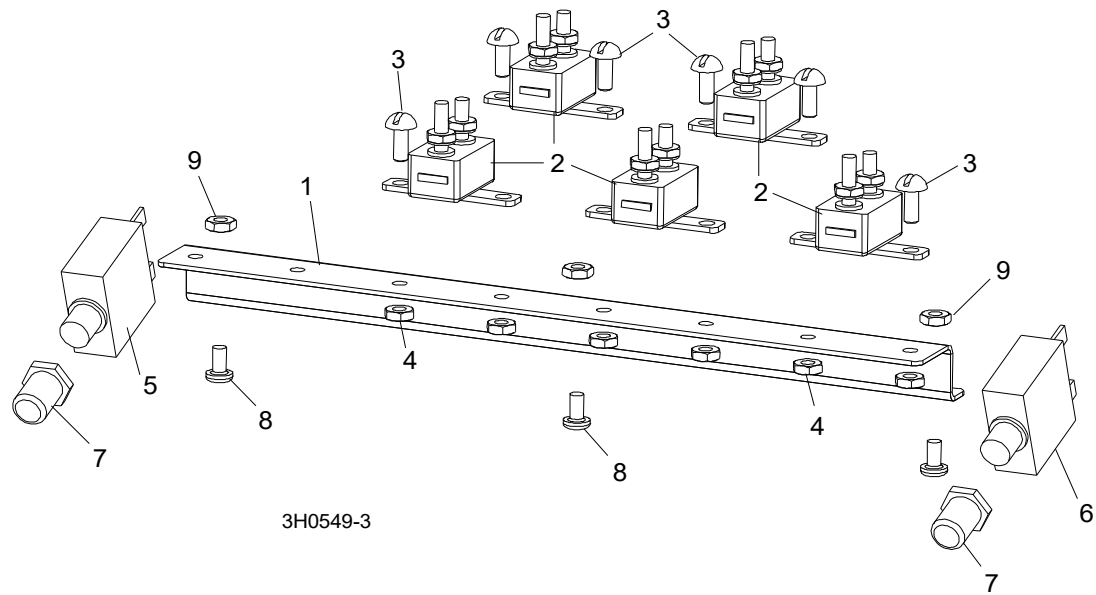
REF	DESCRIPTION (◆ indicates parts available in assemblies only)	PART #	QTY	
	<b>SWITCH, 1992 UP/DOWN</b>	E20440	1	
1	Switch, S12 Bulk Drum	E20440-B	1	◆
2	Spring, Drum Switch	P12570	1	
3	Handle, Drum Switch Replacement	P12500	1	
	<b>SWITCH ASSEMBLY, POWER FEED DRUM</b>	E20438	1	
4	Switch, S10 Bulk Drum	E20438-B	1	◆
5	Spring, Drum Switch	P12570	1	
6	Handle, Drum Switch Replacement	P12500	1	
7	<b>WASHER, #8 SAE FLAT</b>	F05011-41	6	
	<b>CUP ASSEMBLY, DRUM SWITCH GREASE</b>	A20463	1	
8	Cup, Plastic Container	P20464	1	◆
9	Decal, Grease Cup Label	P20467	1	
10	Pad, Velcro Loop	P20466	1	◆
11	Pad, Velcro Hook	P20465	1	◆
	Grease, High Temp Drum Switch	P20468	.011ml	◆

### 5.3 Front Panel Assembly & Harnesses



REF	DESCRIPTION (◆ indicates parts available in assemblies only)	PART #	QTY
	<b>PANEL ASSEMBLY, CONTROL FRONT (D42)</b>	087401	1
1	Gasket, Front Panel	088387	1
2	Panel Weldment, Control	015302	1
3	POTENTIOMETER,1K,LTAGA	E20519	1
4	KNOB, SPEED CONTROL	P06257	1
5	SWITCH, TOGGLE 21A DPDT REV MOM SPADE	024200	2
6	Boot, Toggle Switch Rubber	P02575	3
7	Switch, Key	P04350	1
8	Meter, Hour	015401	1
9	SCREW, 6-32 X 3/4" SOCKET BUTTON HEAD CA	F05004-93	2
10	NUT, # 6-32 KEPS	F05010-59	2
11	Decal, Control Panel (E25)	015271	1
	Decal, Control Panel (D42)	015269	1
12	Board, LED Circuit (E25)	015416	1
	Board, LED Circuit (D42)	015409	1
13	SPACER, 1/2"-#6 THREADED	023147	4
14	Switch, DPDT On/Off/On 15A Toggle	024588	1
15	BOLT, #10-24X1/2 PH	F05015-17	8
	<b>HARNESS ASSEMBLY, UPPER WIRING (E25)</b>	024843	1
	<b>HARNESS ASSEMBLY, UPPER WIRING (D42)</b>	087107	1
	<b>HARNESS ASSEMBLY, LOWER WIRING (D42)</b>	087106	1
	<b>HARNESS ASSEMBLY, LOWER WIRING (E25)</b>	015421	1

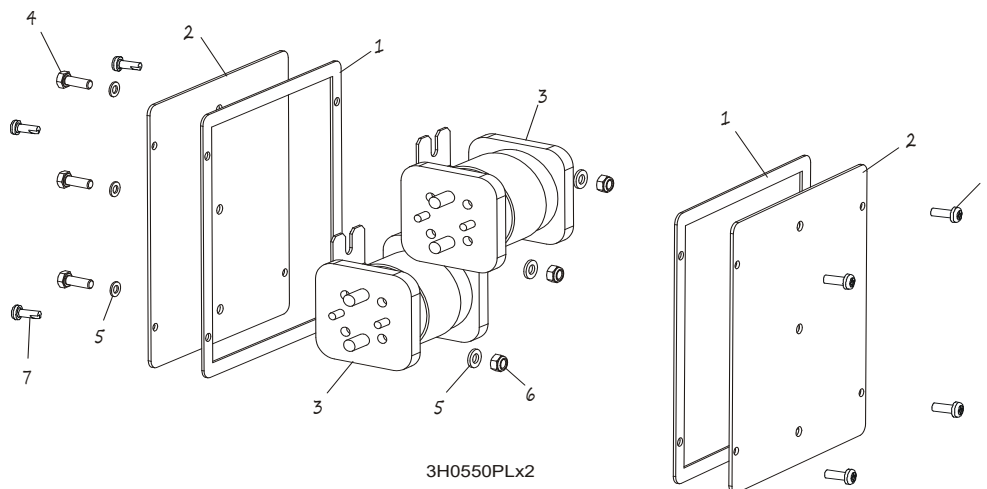
### 5.4 Circuit Breakers



REF	DESCRIPTION (◆ indicates parts available in assemblies only)	PART #	QTY
	<b>BREAKER ASSEMBLY, SAWMILL CONTROL CIRCUIT</b>	015621	1
1	Rail, Circuit Breaker	015310	1
2	Breaker, 15 Amp Manual Reset	E20430	5
3	Screw, #8-32 X 1/2" Slotted Head	F05004-12	6
4	Nut, #8-32 Hex Self-Locking	F05010-41	6
5	<b>BREAKER, 70 AMP MANUAL RESET PANEL MOUNT</b>	015527	1
6	<b>BREAKER, 50 AMP MANUAL RESET PANEL MOUNT</b>	021256	1
7	<b>BOOT, CIRCUIT BREAKER</b>	021253	2
8	<b>SCREW, #10-24 X 3/8 PHILLIPS PAN HEAD ZINC</b>	F05004-3	3
9	<b>NUT, #10-24 SELF-LOCKING</b>	F05010-14	3

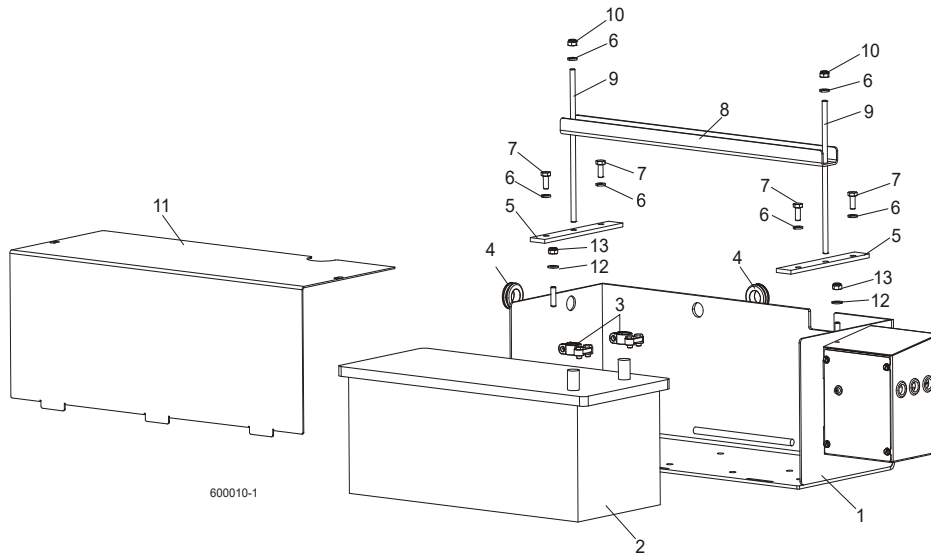
## 5.5 Solenoids

REF	DESCRIPTION (◆ indicates parts available in assemblies only)	PART #	QTY
-	<b>PLATE, COMPLETE FRONT CONTROL BOX</b>	086562	1
1	PANEL WELDMENT, CONTROL	015302	1
2	DECAL, CONTROL PANEL (E25)	015271	1
3	METER, HOUR	015401	1
4	SCREW, 6-32 X 3/4" SOCKET BUTTON HEAD CA	F05004-93	2
5	NUT, # 6-32 KEPS	F05010-59	2
6	SWITCH, KEY	P04350	1
7	WASHER, 1/2X3/4X1/16 NYLON	P05251-1	2
8	SWITCH, DPDT TOGGLE 21A REV MOM SPADE	024200	2
9	BOOT, TOGGLE SWITCH	P02575	2
10	SWITCH ASSEMBLY, FEED RATE	024450	1
11	KNOB, SPEED CONTROL	P06257	1
12	SPACER, 1/2"-#6 THREADED	023147	4
-	<b>BOARD, LED CIRCUIT (E25)</b>	015416	1
13	CIRCUIT BOARD, SAWMILL LED	023038	1
14	BOLT, #10-24X1/2 PH PAN HD, TYPE 23	F05015-17	8
15	GASKET, FRONT PANEL	015270	1



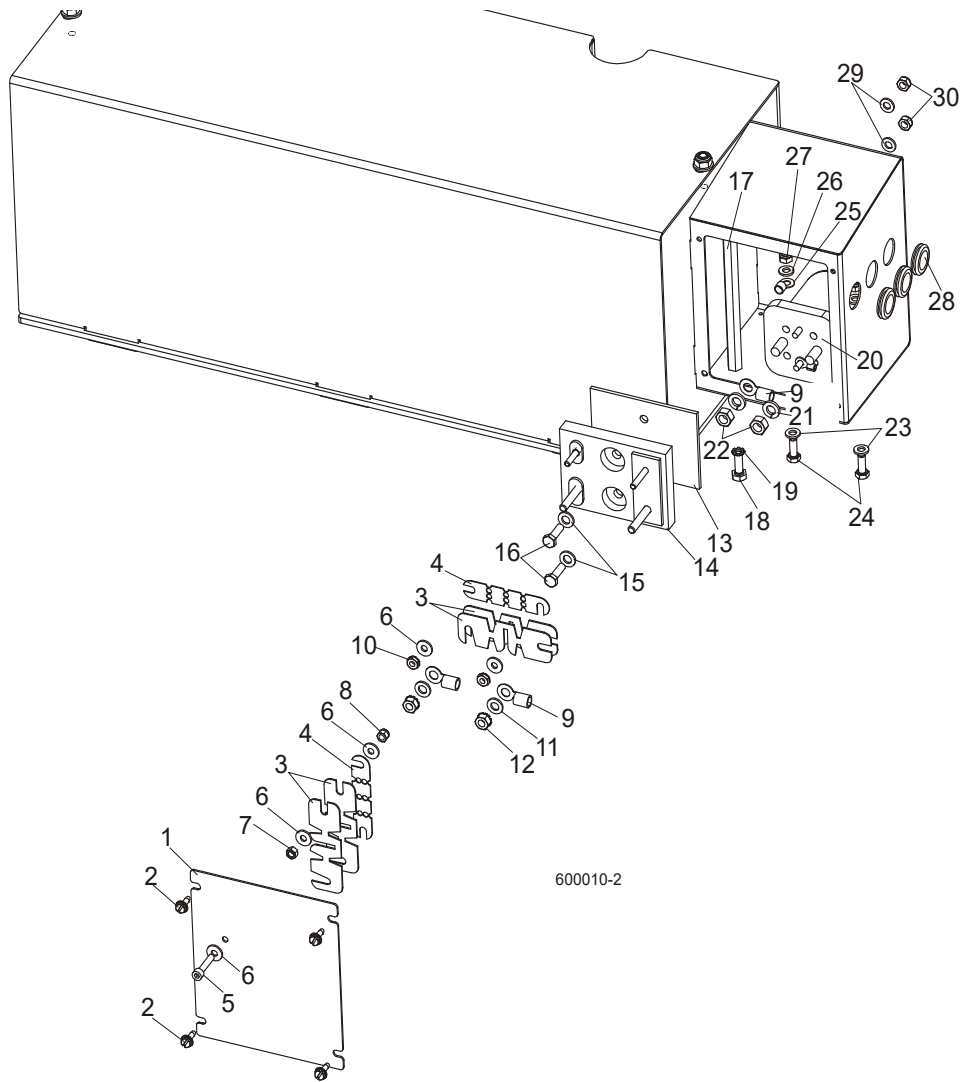
REF	DESCRIPTION (◆ indicates parts available in assemblies only)	PART #	QTY
1	<b>GASKET, SIDE PANEL</b>	015274	2
2	<b>PANEL WELDMENT, SIDE</b>	015307	2
3	<b>SOLENOID, 200A 12V SPST HYDRAULIC PUMP</b>	015470	2
4	<b>BOLT M6X16 HH ZC FT 8.8 DIN 933</b>	F81001-15	3
5	<b>WASHER, 6.4 FLAT ZINC</b>	F81053-1	6
6	<b>NUT, M6-8-B HEX NYLON ZINC LOCK</b>	F81031-2	3
	<b>DIODE ASSEMBLY, SOLENOID COIL CHASSIS GND</b>	087496	4
7	<b>BOLT, #10-24X1/2 PH</b>	F05015-17	8

**5.6 Battery Box Assembly (Sawmills w/D42 Engine Only)**



REF	DESCRIPTION (◆ indicates parts available in assemblies only)	PART #	QTY
	<b>BATTERY BOX - COMPLETE</b>	089794	1
1	Box Weldment, Battery	088677-1	1
2	Battery, 12V 180Ah "BANNER"	089369	1
3	Terminal, Battery	P05085	2
4	Grommet, 22MM Dia. Rubber	087400	2
5	Bar, Battery Retainer	088538-1	2
6	Washer, 8.2 Split Lock Zinc	F81054-4	6
7	Bolt, M8X20 5.8 Hex Head Full Thread Zinc	F81002-1	4
8	Bracket, Battery Hold-Down	088357-1	1
9	Bolt, Battery Hold-Down	088356-1	2
10	Nut, M8-8-B Hex Nylon Zinc Lock	F81032-2	2
11	<b>COVER, BATTERY BOX</b>	088362-1	1
12	<b>WASHER, 8.4 FLAT ZINC</b>	F81054-1	2
13	<b>NUT, M8-8-B HEX NYLON ZINC LOCK</b>	F81032-2	2

5.7 Fuse Box Assembly (Sawmills w/D42 Engine Only)



600010-2

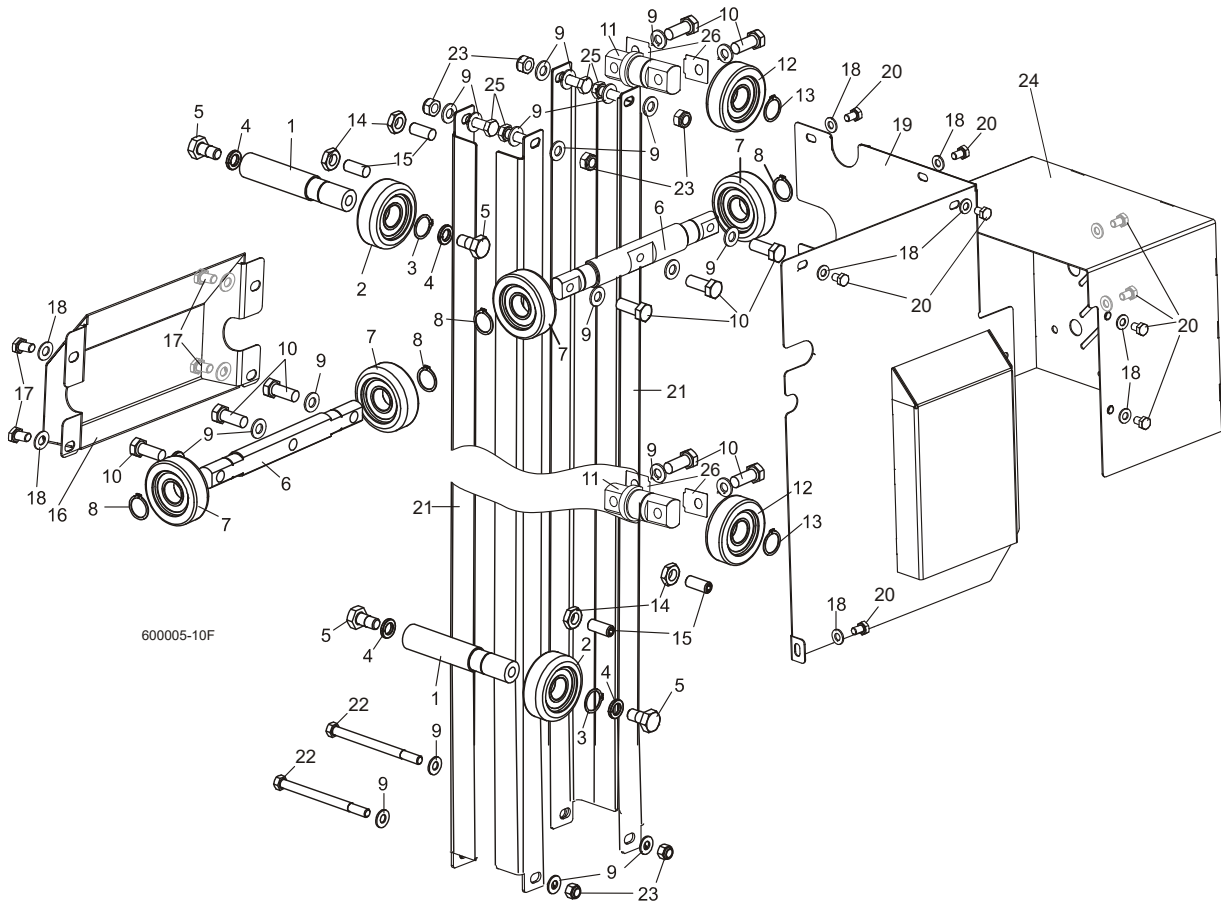
REF.	DESCRIPTION (◆ indicates parts available in assemblies only)	PART #	QTY
1	COVER, FUSE BOX PAINTED	086272-1	1
2	BOLT, #10-24X1/2 SELF-TAPPING	F05015-7	4
3	FUSE LINK, 12 VOLT 225 AMP	P11550	4
4	FUSE LINK, 12 VOLT 150 AMP	023361	2
5	SCREW, M5X25 8.8 HEX SOCKET HEAD CAP ZINC	F81000-7	1
6	WASHER, 5.5 SPECIAL FLAT ZINC-PLATED	F81052-3	5
7	NUT, M5-8 HEX ZINC	F81030-1	1
8	NUT, M5-8-FE/ZN5 DIN985	F81030-2	1
9	TERMINAL, 35 RING #2 GAUGE	F81066-3	3
10	NUT, #10-24 SELF-LOCKING	F05010-14	2
11	WASHER, 7.4 FLAT ZINC	F81056-11	2
12	NUT, 1/4-20 SELF-LOCKING HEX	F05010-9	2
13	PAD, FUSE BOX INSULATOR	015287	1
14	BLOCK ASSY, SUPER FUSE	015288	1
15	WASHER, 7.4 FLAT ZINC	F81056-11	2
16	BOLT, M6X20 8.8 HEX HEAD FULL THREAD ZIN	F81001-2	2

17	TERMINAL, EXTENDED HEX STUD	015517	1	
18	BOLT, 1/4-20X3/4 FT HHC	F05005-1	1	
19	WASHER, M6 STAR LOCK ZINC	F81053-2	1	
20	SOLENOID, 200A 12V SPST HYDRAULIC PUMP	015470	1	
21	WASHER, 8.2 SPLIT LOCK ZINC	F81054-4	2	
22	NUT, 5/16-24 HEX ZINC	F05010-28	2	
23	WASHER, 6.4 FLAT ZINC	F81053-1	2	
24	BOLT, M6X16-8.8 HEX HEAD FULL THREAD ZIN	F81001-15	2	
25	TERMINAL, KO1/8 RING	F05092-7	1	
26	WASHER, 6.4 FLAT ZINC	F81053-1	2	
27	NUT, M6-8-B HEX NYLON ZINC LOCK	F81031-2	2	
28	GROMMET, 5/8" RUBBER WIRE	P11764	3	
29	WASHER, 6.4 FLAT ZINC	F81053-1	2	
30	NUT, M6-8-B HEX NYLON ZINC LOCK	F81031-2	2	



## SECTION 6 UP/DOWN SYSTEM

### 6.1 Up/Down Rollers & Covers



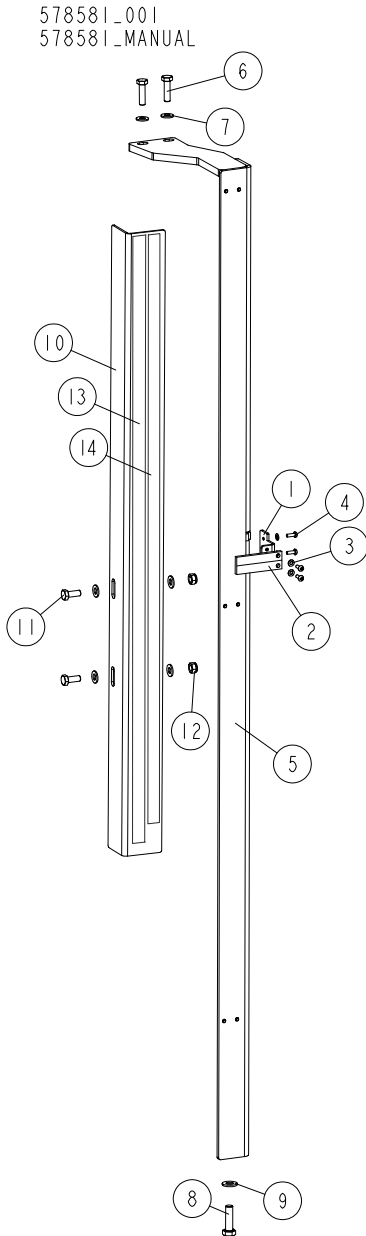
REF	DESCRIPTION (◆ indicates parts available in assemblies only)	PART #	QTY
	<b>ROLLER ASSEMBLY, INSIDE UP/DOWN</b>	089456	2
1	Shaft, Inside Up/Down Roller	088817-1	1
2	ROLLER, CBK-468	088433	1
3	Ring, Z30 Spring Retaining	F81090-23	1
4	WASHER, 13 FLAT ZINC	F81056-1	2
5	Bolt, M12x25-8.8 Hex Head Full Thread Zinc	F81004-31	2
	<b>ROLLER ASSEMBLY, OUTSIDE UP/DOWN</b>	089454	2
6	Shaft, Long Up/Down Roller	088815-1	1
7	ROLLER, CBK-468	088433	2
8	Ring, Z30 Spring Retaining	F81090-23	2
9	<b>WASHER, 10.5 FLAT ZINC</b>	F81055-1	22
10	<b>BOLT, M10X35-8.8 HEX HEAD FULL THREAD ZIN</b>	F81003-17	10
	<b>ROLLER ASSEMBLY, SHORT UP/DOWN</b>	089455	2
11	Shaft, Short Up/Down Roller	088816-1	1
12	ROLLER, CBK-468	088433	1
13	Ring, Z30 Spring Retaining	F81090-23	1
14	<b>NUT, M10-04-W HEX ZINC THIN</b>	F81033-6	4
15	<b>SCREW, GN 913.3-M10-40-MS SET</b>	F81003-65	4
16	<b>COVER WELDMENT, UP/DOWN ROLLER</b>	507056-1	1

**6****Up/Down System***Up/Down Rollers & Covers*

---

17	BOLT, M8X16 -8.8-B HEX HEAD FULL THREAD	F81002-20	4	
18	WASHER, 8.4 FLAT ZINC	F81054-1	13	
19	GUARD WELDMENT, RA-08 UP/DOWN GEAR BOX SIDE	091319-1	1	
20	BOLT, M8X12-8.8 HEX HEAD FULL THREAD ZINC	F81002-6	9	
21	ANGLE, MAST TUBE STAINLESS	088492	4	
22	BOLT, M10X125 8.8 HEX HEAD ZINC	F81003-18	2	
23	NUT, M10-8-B HEX NYLON ZINC LOCK	F81033-1	6	
24	GUARD, UP/DOWN MOTOR PAINTED	090501-1	1	
25	BOLT, M10X30-8.8 HEX HEAD FULL THREAD ZI	F81003-2	4	
26	SPACER, ROLLER ASSEMBLY, SHORT UP/DOWN	510616	-	

6.2 Blade Height Scale



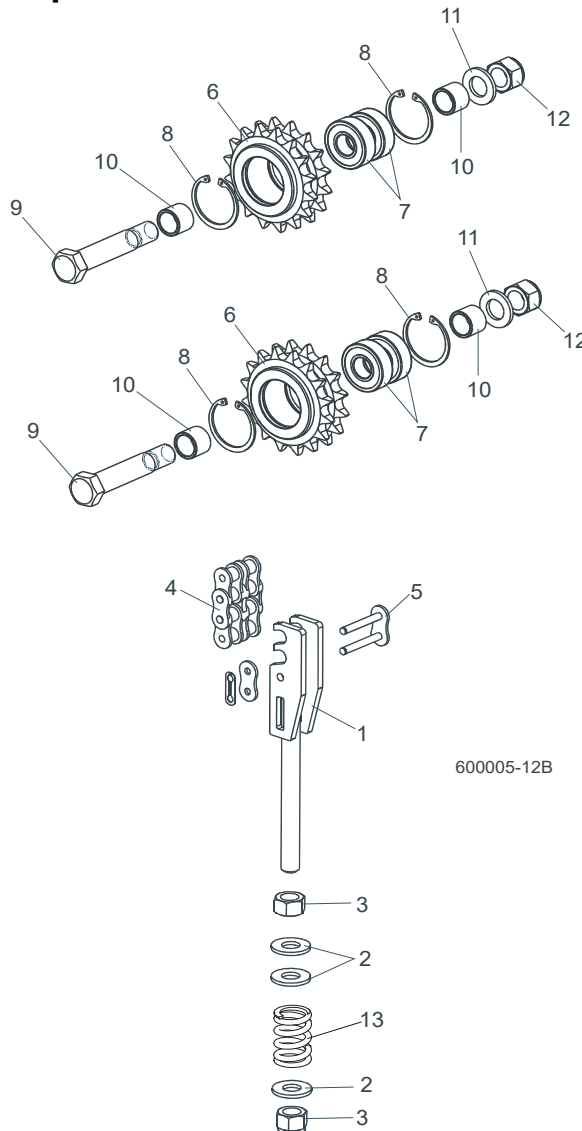
REF	DESCRIPTION (◆ indicates parts available in assemblies only)	PART #	QTY
-	INDICATOR ASSEMBLY, SCALE	578581	1
1	MOUNT WELDMENT, SCALE PAINTED	088558-1	1
2	INDICATOR, BLADE HEIGHT SCALE	094821	1
3	WASHER, 4.3 FLAT ZINC	F81051-2	4
4	SCREW, M4X12 5,8-B CROSS RECESSED PAN HE	F81011-43	4
5	MOUNT WELDMENT, SCALE PAINTED	088554-1	1
6	BOLT, M8 X 30-8.8-B HEX HEAD FULL THREAD	F81002-7	2
7	WASHER, 8.4 FLAT ZINC	F81054-1	6
8	BOLT, M10X35-8.8 HEX HEAD FULL THREAD ZIN	F81003-17	1
9	WASHER, 10.5 FLAT ZINC	F81055-1	1
10	ANGLE, SCALE MOUNT	088785-1	1
11	BOLT, M8X20 8.8 HEX HEAD FULL THREAD ZIN	F81002-4	2

**6****Up/Down System**  
*Blade Height Scale*

---

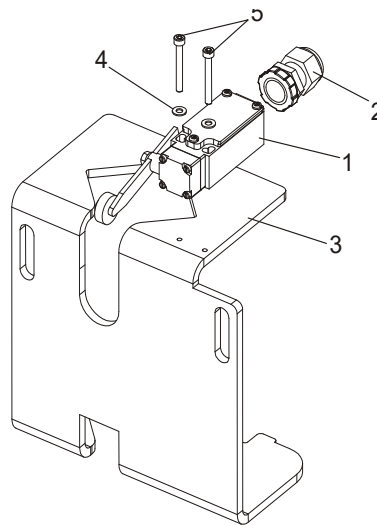
REF	DESCRIPTION (◆ indicates parts available in assemblies only)	PART #	QTY	
12	NUT, M8-8-B HEX NYLON ZINC LOCK	F81032-2	2	
13	DECAL, METRIC	S11711	1	
14	DECAL, METRIC 16-40MM	P12040-1	1	

### 6.3 Up/Down Chain & Sprockets

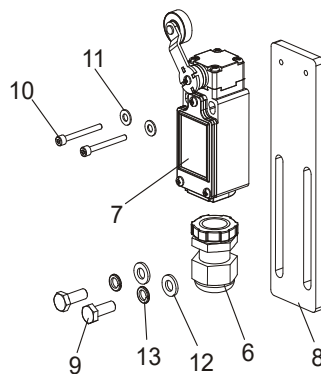


REF	DESCRIPTION (◆ indicates parts available in assemblies only)	PART #	QTY
1	TENSIONER WELDMENT, UP/DOWN CHAIN ZINC	512181-1	1
2	WASHER, 13 FLAT ZINC	F81056-1	3
3	NUT, M12 8 HEX NYLON ZINC LOCK	F81034-2	2
4	CHAIN, 12B-2 97-LINK	512197	1
5	LINK, 12B-2Pz MASTER	099249	1
	<b>SPROCKET ASSEMBLY, UP/DOWN IDLER</b>	<b>512180</b>	<b>2</b>
6	Sprocket, Zinc-Plated	512179-1	1
7	Bearing, 6203-2RS FLT Rolling	086114	2
8	Ring, W40 Spring Retaining	F81090-3	2
9	Bolt, M16D1F6 x 90-8.8 Hex Fit Short Thread Zinc	F81006-15	1
10	Spacer, Idler Zinc	088792-1	2
11	WASHER, 17 SPLIT LOCK ZINC	F81058-1	1
12	Nut, M16-8 Hex Nylon Zinc Lock	F81036-2	1
13	Spring, 14x30x3.2	090797	1

## 6.4 Safety Switches



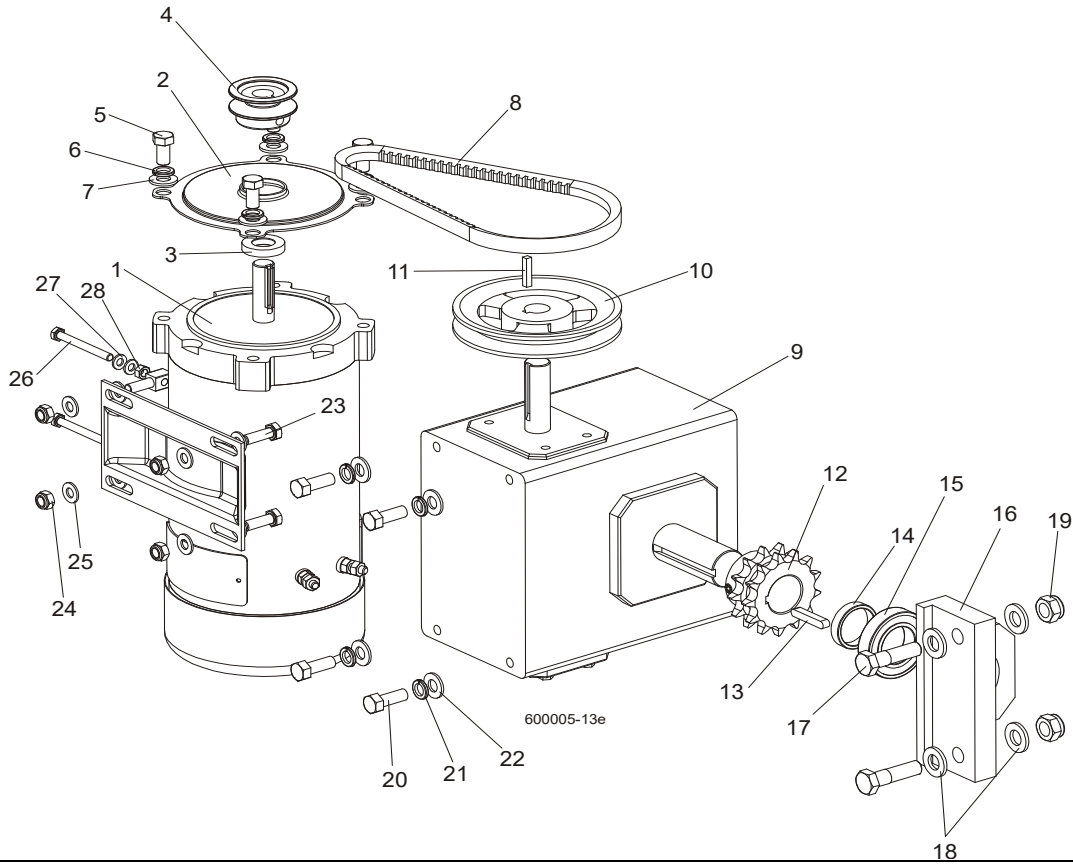
600045B



REF	DESCRIPTION (◆ indicates parts available in assemblies only)	PART #	QTY
1	SWITCH, GLCB01A2B SAFETY	086469	2
2	GLAND, ST PG 13.5 GREY CABLE	086524	2
3	SUPPORT, POWER CORD BRACKET	090460-1 <sup>1</sup>	1
4	WASHER, 4.3 FLAT ZINC	F81051-2	4
5	SCREW, M4X35 8.8 HEX SOCKET HEAD CAP ZIN	F81011-34	4
	<b>SWITCH ASSEMBLY, LT70 SAFETY LOWER</b>	505711	1
6	GLAND, ST PG 13.5 GREY CABLE	086524	1
7	SWITCH, FA138 Z11 LIMIT	100931	1
8	BAR, LIMIT SWITCH MOUNT	505125-1	1
9	BOLT M6X16 HH ZC FT 8.8 DIN 933	F81001-15	2
10	SCREW, M3X30 8.8 HEX SOCKET HEAD CAP ZINC	F81011-38	2
11	WASHER, 4.3 FLAT ZINC	F81051-2	2
12	WASHER, 6.4 FLAT ZINC	F81053-1	2
13	WASHER, Z 6.1 SPLIT LOCK	F81053-3	2

<sup>1</sup> LT70DC version only

## 6.5 Up/Down Drive Assembly



REF.	DESCRIPTION (◆ Indicates Parts Available In Assemblies Only)	PART #	QTY
	<b>UP/DOWN DRIVE ASSEMBLY, COMPLETE</b>	092812	1
	Motor W/Mount Bracket, DC Up/Down	092810	1
1	Motor, 3/4HP 12VDC	015174	1
2	Cover, Up/Down Motor	034475	1
3	Seal, CR6315	034501	1
4	Pulley, AK20 x 5/8" Bore	036179	1
5	Bolt, 3/8-16 x 3/4" Hex Head	F05007-27	4
6	Washer, 10.2 Split Zinc Lock	F81055-2	4
7	Washer, 10.5 Zinc Flat	F81055-1	4
8	V-Belt AVX13x600La (Conti)	092813	1
	Gear Box, Complete, Up/Down Drive	092807	1
9	Gear Box, B226-60-2-1L	034908	1
10	Pulley, AK51 x 3/4" Bore	015256	1
11	Key, 3/16" Square x 1" Long	S31027	1
12	Sprocket	512580-1	1
13	Key, A 1/4"x1/4"x1,5"	092814	1
14	Spacer, Zinc-Plated	092811-1	1
15	Bearing, R20-2RS	036007	1
16	Housing, Bearing R20-2RS	092809-1	1
17	Bolt, M12x45-8.8 Hex Head Zinc	F81004-32	2
18	Washer, 13 SAE Flat	F81056-1	4
19	Nut, M12-8 Hex Nylon Lock	F81034-2	2
20	Bolt, 3/8-16 x 1" Hex Head	F05007-7	4

**6****Up/Down System***Up/Down Drive Assembly*

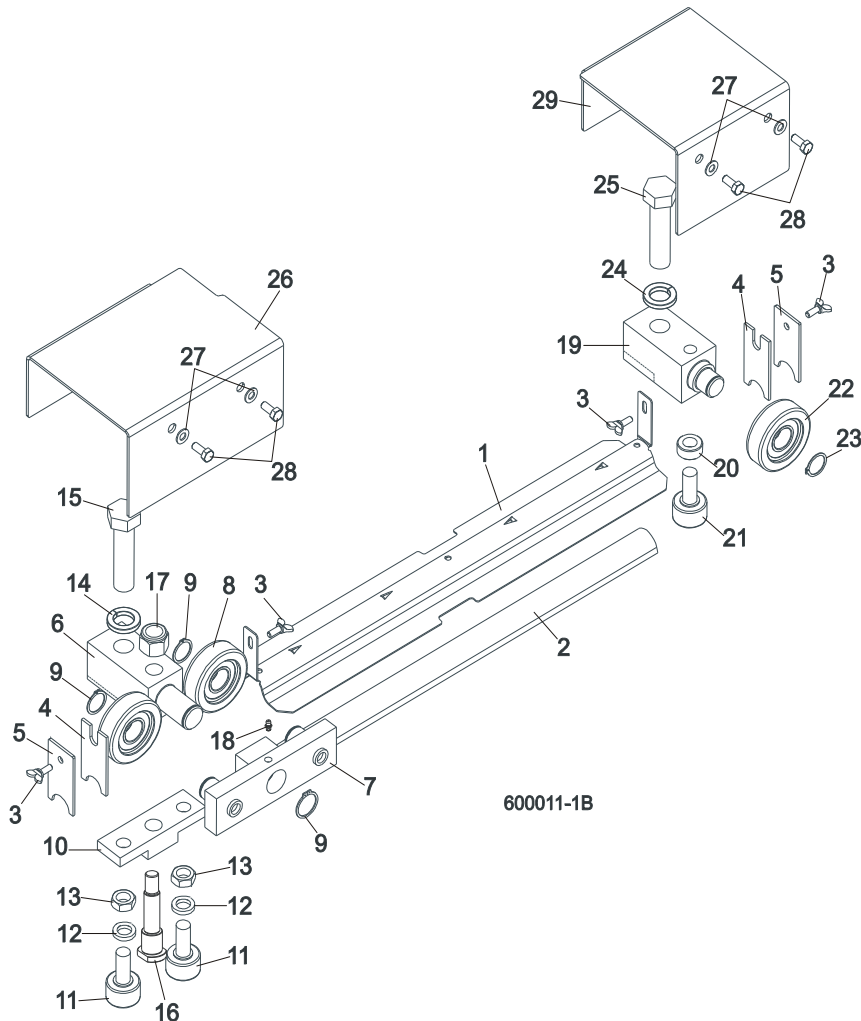
---

21	Washer, 10.2 Split Zinc Lock	F81055-2	4	
22	Washer, 10.5 Zinc Flat	F81055-1	4	
23	Bolt, M8x25-8.8-B Hex Head Full Thread Zinc	F81002-5	2	
24	Nut, M8-8-B Hex Nylon Zinc Lock	F81032-2	4	
25	Washer, 8.4 Flat	F81054-1	8	
26	Bolt, M6x60-8.8 Hex Head Full Thread Zinc	F81001-9	2	
27	Washer 6.4 Zinc Flat	F81053-1	4	
28	Nut, M6-8 Hex Zinc	F81031-1	2	



## SECTION 7 FEED SYSTEM & TRACK ROLLERS

### 7.1 Upper Track Rollers And Wipers



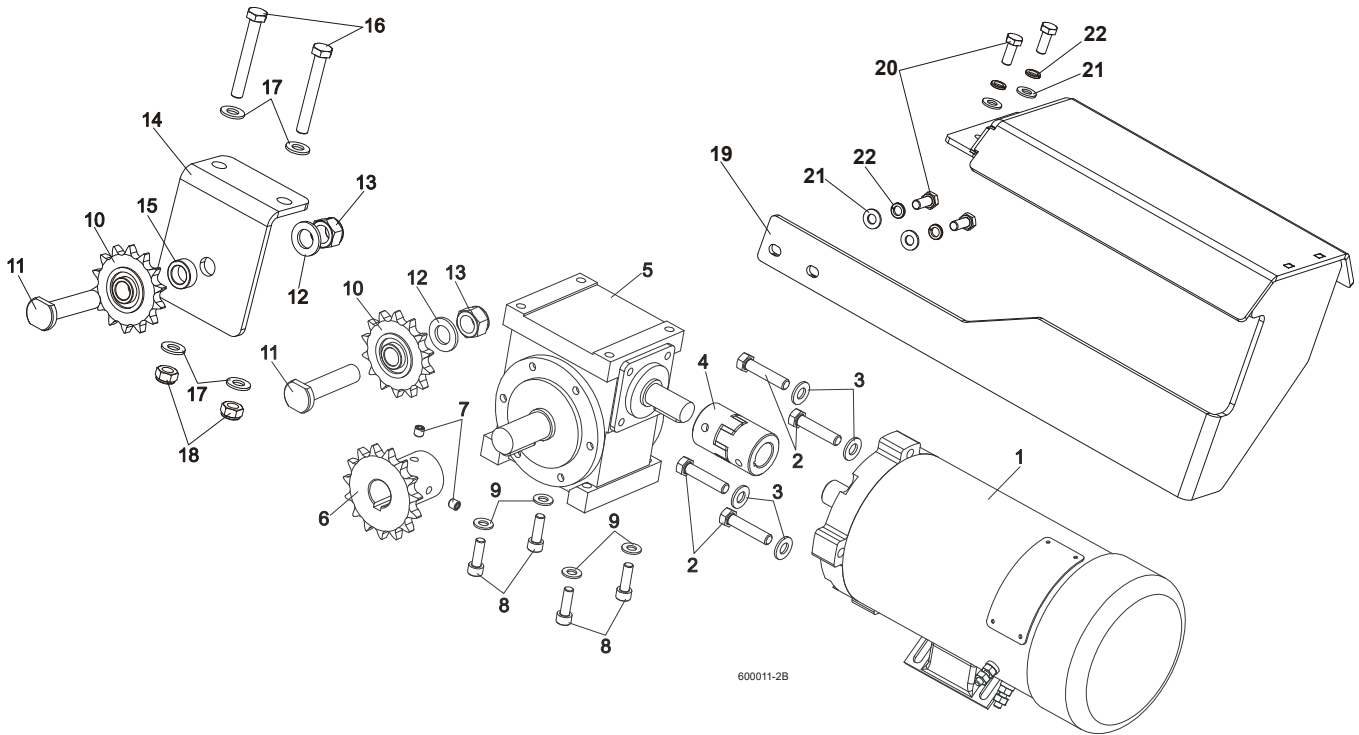
REF	DESCRIPTION (◆ indicates parts available in assemblies only)	PART #	QTY
1	<b>COVER, LT40/70 MIDDLE TRACK - SERVICE</b>	522292-S	1
	Cover, LT40/70 Middle Track	522292-1	1
2	Strip, 3/16 X 2 X 23 Felt	S09915	1
3	<b>SCREW, M6X20 DIN 316 WING</b>	F81001-58	4
4	<b>WIPER, TOP RAIL</b>	M04113	2
5	<b>PLATE, TRACK WIPER</b>	088559-1	2
	<b>ROLLER ASSEMBLY, UPPER TANDEM TRACK</b>	088530	1
6	Block, Tandem Roller Mount	088532	1
7	Block Assembly, Tandem Roller	088535	1
8	ROLLER, CBK-468	088433	2
9	Ring, Z30 Spring Retaining	F81090-23	2
10	Block, Cam Follower Mount	088520	1
11	Bearing, Cam Follower (McGill)	012797	2
12	Washer, 16.3 Split Zinc Lock	F81058-2	2
13	Nut, 5/8"-18 Zinc	F05010-11	2
14	Washer, Z24.5 Split Zinc Lock	F81061-4	1

# 7 Feed System & Track Rollers

## Upper Track Rollers And Wipers

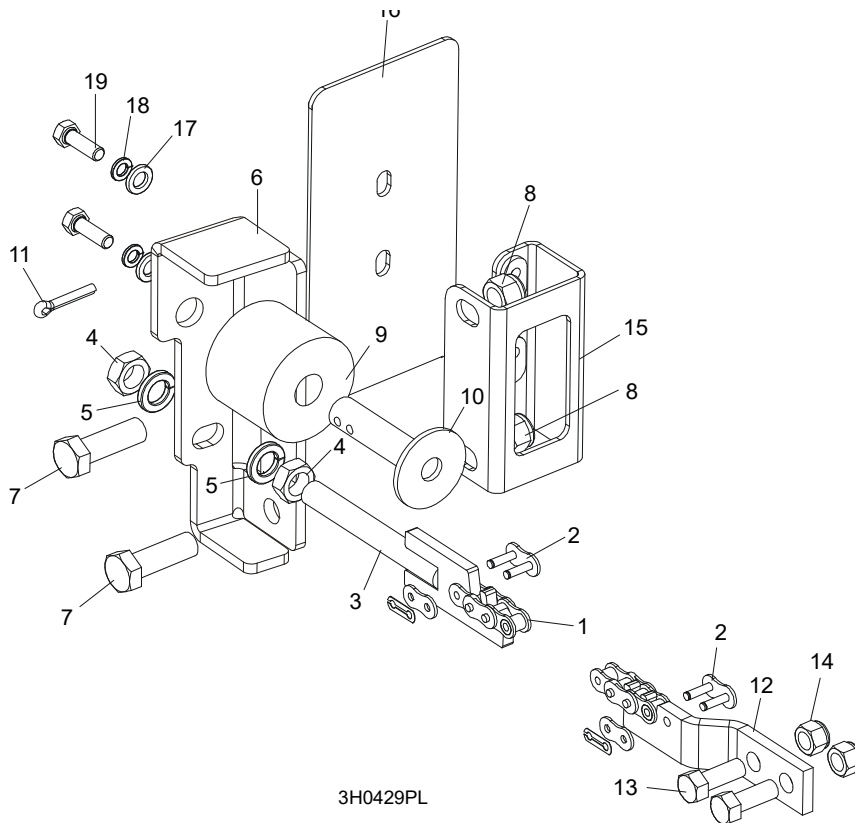
15	BOLT, M24X2X90-8.8 HEX HEAD FULL THREAD	F81009-2	1	
16	Pin, Cam Follower Mount	088531	1	
17	Nut, M16-8 Hex Nylon Zinc Lock	F81036-2	1	
18	FITTING, M6 GREASE	086280	1	
	<b>ROLLER ASSEMBLY, REAR UPPER TRACK</b>	088529	1	
19	Block, Rear Upper Roller Mount	088528	1	
20	Spacer, Cam Follower	088536	1	
21	Bearing, Cam Follower (McGill)	012797	1	
22	Roller, CBK-468	088433	1	
23	Ring, Z30 Spring Retaining	F81090-23	1	
24	Washer, Z24.5 Split Zinc Lock	F81061-4	1	
25	Bolt, M24x2x90-8.8 Hex Head Full Thread Zinc	F81009-2	1	
26	<b>COVER, TANDEM ROLLER</b>	088526-1	1	
27	<b>WASHER, 6.4 FLAT ZINC</b>	F81053-1	4	
28	<b>BOLT M6X16 HH ZC FT 8.8 DIN 933</b>	F81001-15	4	
29	<b>COVER, REAR UPPER ROLLER</b>	088527-1	1	

## 7.2 Power Feed Assembly



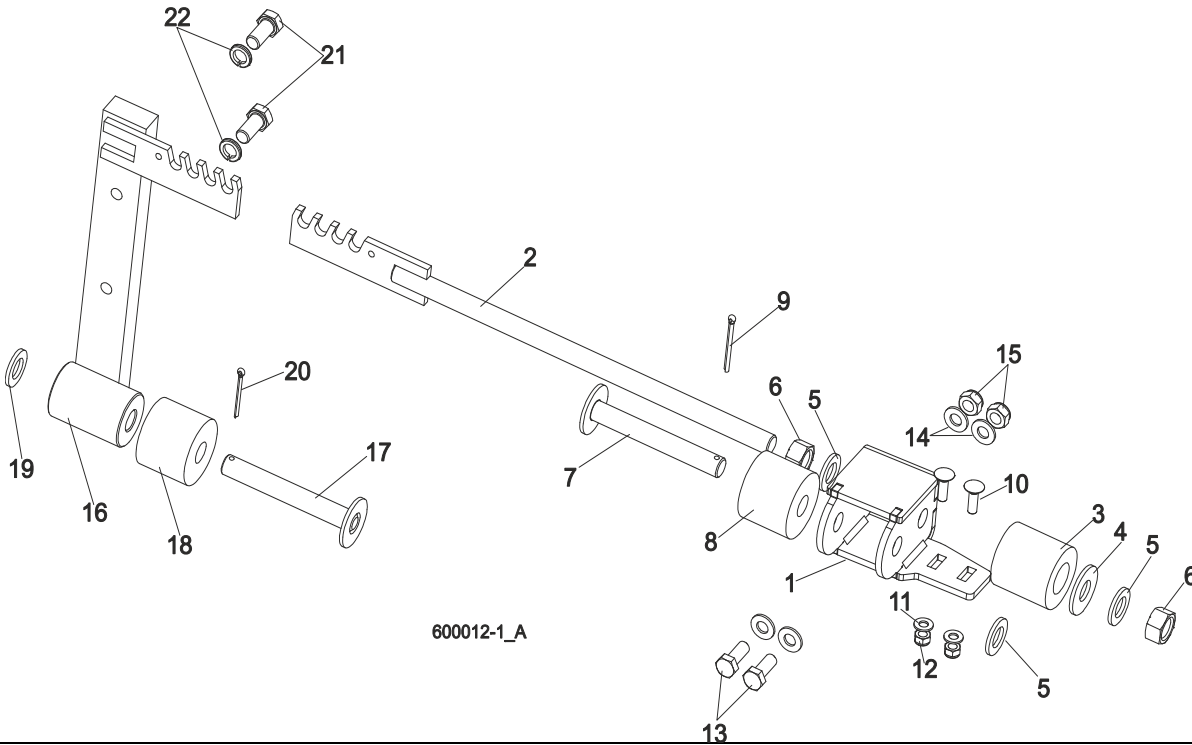
REF.	DESCRIPTION (◆ Indicates Parts Available In Assemblies Only)	PART #	QTY
1	MOTOR, 12V, 0.75KM LEESON	024169	1
2	BOLT, 3/8-16x1 3/4 HEX HEAD FULL THREAD	F05007-19	4
3	WASHER, 10.5 ZINC FLAT	F81055-1	4
4	COUPLING, SPIDEX 19/ 5/8" b/b ST 92Sh	090786	1
5	GEAR BOX, RA-05/7,5/D1/S+N/B8 W/OUTPUT SHAFT	100934	1
6	SPROCKET, 10B Z15 ZINC	088541-1	1
7	SCREW, M8x8-33H HEX SOCKET SET FLAT POINT ZINC	F81014-1	2
8	SCREW, M8x25 -8.8 HEX SOCKET HEAD CAP ZINC	F81002-21	4
9	WASHER, 8.4 ZINC FLAT	F81054-1	4
10	SPROCKET, KSR 16.L0.10.10.14.08 W/BEARING	088867	2
11	PIN, ZINC SPROCKET MOUNT	088994-1	2
12	WASHER, 17 ZINC FLAT	F81058-1	2
13	NUT, M16-8 HEX NYLON ZINC LOCK	F81036-2	2
14	BRACKET, POWER FEED SPROCKET MOUNT	088507-1	1
15	SPACER, POWER FEED SPROCKET	088550-1	1
16	BOLT, M10x75-8.8 HEX HEAD ZINC	F81003-15	2
17	WASHER, 10.5 ZINC FLAT	F81055-1	4
18	NUT, M10-8-B HEX NYLON ZINC LOCK	F81033-1	2
	GUARD, LT70DC POWER FEED MOTOR COMPLETE	504655	1
19	GUARD, LT70DC POWER FEED MOTOR	504656-1	1
20	BOLT, M10x25-8.8 HEX HEAD FULL THREAD ZINC	F81003-11	4
21	WASHER, 10.5 ZINC FLAT	F81055-1	4
22	WASHER, 10.2 SPLIT LOCK ZINC	F81055-2	4

**7.3 Feed Chain/Stop, LT70 S/M**



REF	DESCRIPTION (◆ indicates parts available in assemblies only)	PART #	QTY
1	CHAIN, 10B-1-375 (5.95M) LT70S FEED	090427	1
	CHAIN, 10B-1-457 (7.25M) LT70M FEED	090370	1
	CHAIN 10B-1 (0,9M)	506516	1
2	LINK, 10B-1Pz MASTER	088671	2
3	TENSIONER WELDMENT, POWER FEED CHAIN ZINC-PLATED	086818-1	1
4	NUT, M12-5 HEX JAM	F81034-4	2
5	WASHER, Z12.2 SPLIT LOCK ZINC	F81056-2	2
6	BRACKET, FEED CHAIN REAR MOUNT	087628-1	1
7	BOLT, M12X40-8.8 HEX HEAD FULL THREAD ZI	F81004-4	2
8	NUT, M12 8 HEX NYLON ZINC LOCK	F81034-2	2
	STOP KIT, RUBBER CARRIAGE	K09630	2
9	BUSHING, 11/16X2 1/8X1 3/4 RUBBER	P12165	1
10	Pin, Rubber Carriage Stop	086182-1	1
11	Pin, 3/16" X 1" Cotter	F05012-21	1
12	BRACKET, FRONT FEED CHAIN MOUNT	015008	1
13	BOLT, 3/8-16X1 HH	F05007-7	2
14	NUT, 3/8-16 HEX NYLON LOCK	F05010-10	2
15	BRACKET WELDMENT, REAR TUBE COVER	087105-1	1
16	COVER, REAR MAIN TUBE	015023	1
17	WASHER, 8.4 FLAT ZINC	F81054-1	2
18	WASHER 8,2 SPLIT LOCK ZINC	F81054-4	2
19	BOLT, 5/16-18 X 1" HEX HEAD	F05006-1	2

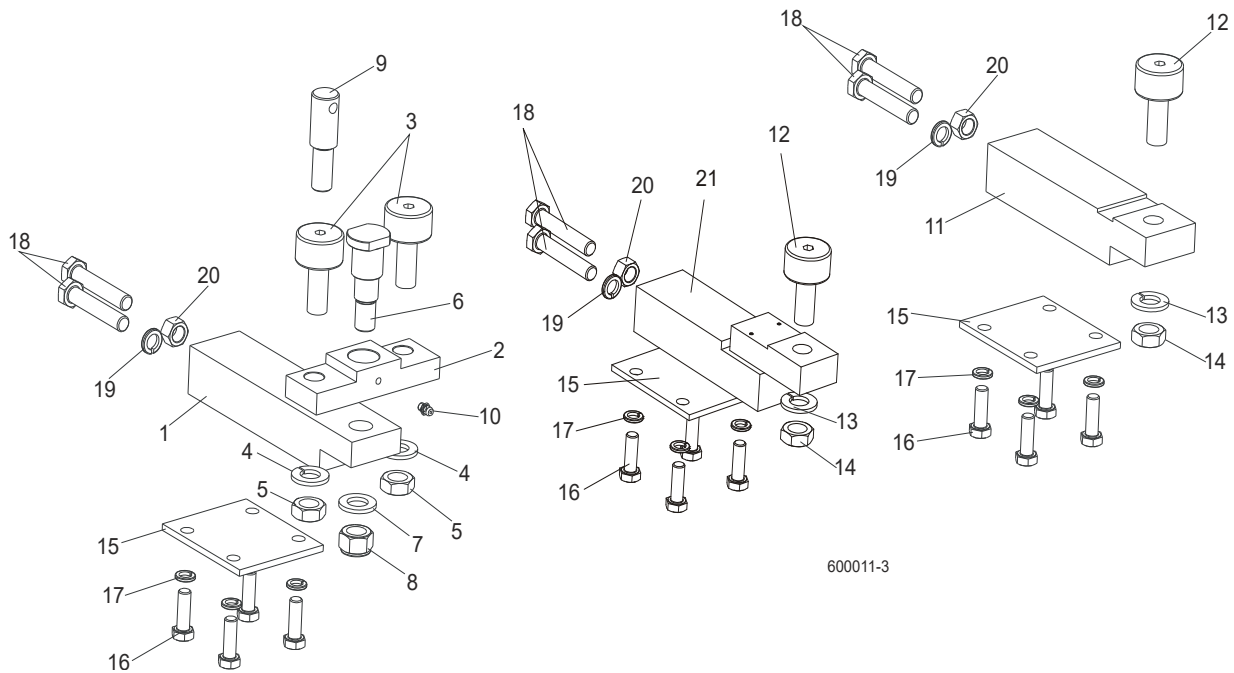
7.4 Feed Chain/Stop



600012-1\_A

REF	DESCRIPTION (◆ indicates parts available in assemblies only)	PART #	QTY
1	MOUNT WELDMENT, FRONT CARRIAGE STOP	546123-1	1
2	TENSIONER, POWER FEED CHAIN ZINC-PLATED	089364-1	1
3	SPRING, TENSIONER BLADE LT15	014828	1
4	WASHER, 17/40-3 ZINC-PLATED	089360-1	1
5	WASHER, 17 SPLIT LOCK ZINC	F81058-1	3
6	NUT, M16-5.8 HEX ZINC	F81036-1	2
7	PIN, 16X117 W/PLATE	089361-1	1
8	BUSHING, 11/16X2 1/8X1 3/4 RUBBER	P12165	1
9	PIN, S-Zn 4x25 COTTER	F81043-2	1
10	BOLT, M8X25-8.8 ZINC MUSHROOM HEAD SQUAR	F81002-59	2
11	WASHER, 8.4 FLAT ZINC	F81054-1	2
12	NUT, M8-8-B HEX NYLON ZINC LOCK	F81032-2	2
13	BOLT, M10X25 8.8 HEX HEAD FULL THREAD	F81003-31	2
14	WASHER, 10.5 FLAT ZINC	F81055-1	4
15	NUT, M10-8-B HEX NYLON ZINC LOCK	F81033-1	2
	<b>STOP ASSEMBLY, REAR POWER FEED</b>	089362	1
16	Stop Weldment, Rear Power Feed	088346-1	1
17	PIN, 16X117 W/PLATE	089361-1	1
18	BUSHING, 11/16X2 1/8X1 3/4 RUBBER	P12165	1
19	WASHER, 17 SPLIT LOCK ZINC	F81058-1	1
20	Pin, S-Zn 4x25 Cotter	F81043-2	1
21	BOLT, M12X25-8.8 HEX HEAD FULL THREAD ZINC	F81004-31	2
22	WASHER, 13 FLAT ZINC	F81056-1	2
	<b>CHAIN, 10B-1 POWER FEED</b>	088670	1
	CHAIN 10B-1 (0,9m)	506516	1
	LINK, 10B-1PZ MASTER	088671	2

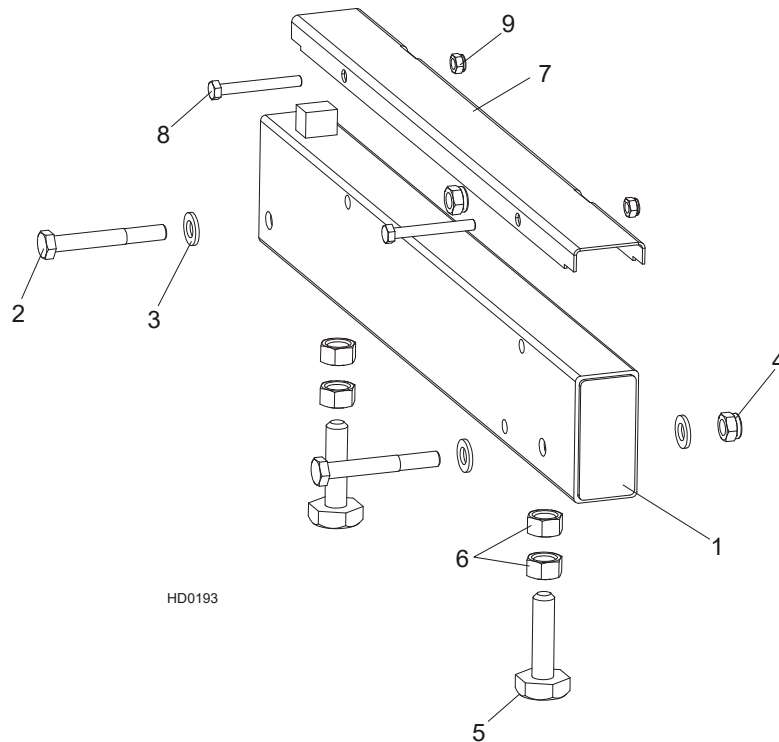
### 7.5 Lower Track Rollers



REF	DESCRIPTION (◆ indicates parts available in assemblies only)	PART #	QTY
	<b>BLOCK ASSEMBLY, VERTICAL MAST ALIGNMENT DOUBLE</b>	088523	1
1	Block, Vertical Mast Alignment Double	088517	1
2	Block, Cam Follower Mount	088520	1
3	Bearing, Cam Follower (McGill)	012797	2
4	Washer, 16.3 Split Zinc Lock	F81058-2	2
5	Nut, 5/8"-18 Zinc	F05010-11	2
6	Pin, Cam Follower Mount	088521	1
7	WASHER, 17 SPLIT LOCK ZINC	F81058-1	1
8	Nut, M16-8 Hex Nylon Zinc Lock	F81036-2	1
9	Pin, Safety Lock	088519	1
10	FITTING, M6 GREASE	086280	1
	<b>BLOCK ASSEMBLY, VERTICAL MAST ALIGNMENT SINGLE</b>	088524	1
11	Block, Vertical Mast Alignment Single	088518	1
12	Bearing, Cam Follower (McGill)	012797	1
13	Washer, 16.3 Split Zinc Lock	F81058-2	1
14	Nut, 5/8"-18 Zinc	F05010-11	1
15	<b>PLATE, LOWER TRACK ROLLER RETAINER</b>	088516	3
16	<b>BOLT, M10X30-8.8 HEX HEAD FULL THREAD ZI</b>	F81003-2	12
17	<b>WASHER, Z 10.2 SPLIT LOCK ZINC</b>	F81055-2	12
18	<b>BOLT, M12X1.25X65-8.8 HEX HEAD FULL THREAD ZINC</b>	F81004-40	6
19	<b>WASHER, Z12.2 SPLIT LOCK ZINC</b>	F81056-2	3
20	<b>NUT, M12X1.25-8 ZINC HEX</b>	F81034-8	3
21	<b>BLOCK WELDMENT, LOWER TRACK ROLLER MOUNT</b>	091425	1

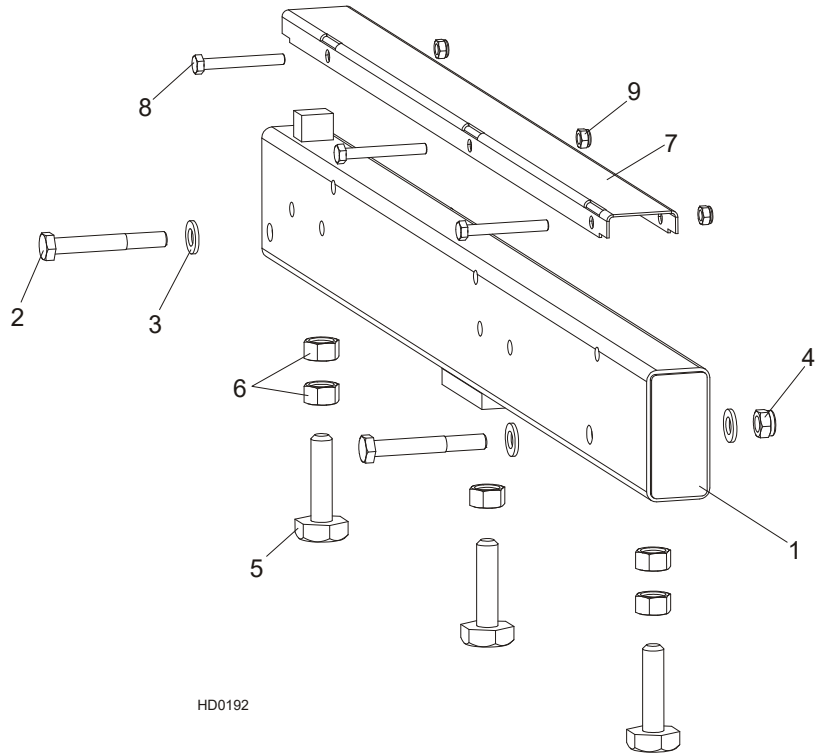
**SECTION 8 BED FRAME ASSEMBLY**

**8.1 Bed Rail Assembly, Front (LT20/40/70M Super)**



REF	DESCRIPTION (◆ indicates parts available in assemblies only)	PART #	QTY
1	<b>BED RAIL ASSEMBLY, FRONT - LT70M SUPER</b>	095646	1
2	BOLT, M12X90-8.8 HEX HEAD ZINC	F81004-2	2
3	WASHER, 13 FLAT ZINC	F81056-1	4
4	NUT, M12 8 HEX NYLON ZINC LOCK	F81034-2	2
5	BOLT, BAD RAIL ADJUSTMENT	505006	2
6	Nut, M16-5-B Hex Head Zinc	F81036-5	4
7	<b>COVER, 22.75 SS LT50 PIVOT</b>	S13012	1
8	BOLT, M8X65 5.8 HEX HEAD ZINC	F81002-3	2
9	<b>NUT, M8-8-B HEX NYLON ZINC LOCK</b>	F81032-2	2

**8.2 Bed Rail Assembly, Middle (LT20/40/70M Super)**

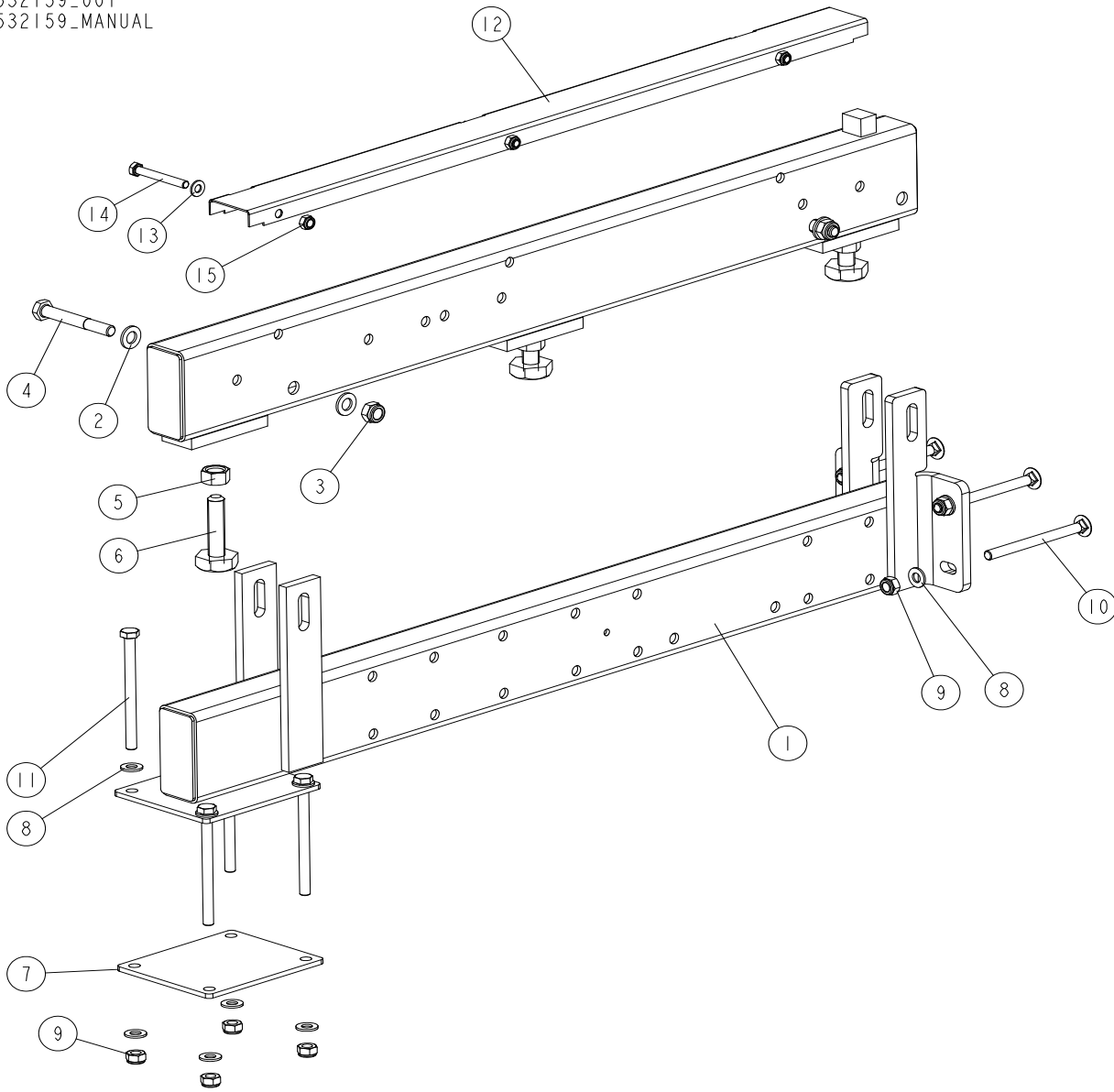


REF	DESCRIPTION (◆ indicates parts available in assemblies only)	PART #	QTY
1	<b>BED RAIL ASSEMBLY, MIDDLE (POWER ROLLER) - LT70M SUPER</b>	095650	1
2	BOLT, M12X90-8.8 HEX HEAD ZINC	F81004-2	2
3	WASHER, 13 FLAT ZINC	F81056-1	4
4	NUT, M12 8 HEX NYLON ZINC LOCK	F81034-2	2
5	BOLT, BAD RAIL ADJUSTMENT	505006	3
6	Nut, M16-5-B Hex Head Zinc	F81036-5	5
7	<b>COVER, STAINLESS STEEL BED RAIL</b>	S09944	1
8	<b>BOLT, M8X65 5.8 HEX HEAD ZINC</b>	F81002-3	3
9	<b>NUT, M8-8-B HEX NYLON ZINC LOCK</b>	F81032-2	3



**8.3 Flat Bed Rail (LT70S Super)**

532159\_001  
 532159\_MANUAL



REF	DESCRIPTION (◆ indicates parts available in assemblies only)	PART #	QTY
-	RAIL, "S" COMPLETE ADDITIONAL FLAT	532159	1
1	TUBE, ADDITIONAL BED RAIL SUPPORT ("S" FRAME)	531249-1	1
-	BED RAIL ASSEMBLY	096993	1
2	WASHER, 13 FLAT ZINC	F81056-1	4
3	NUT, M12 8 HEX NYLON ZINC LOCK	F81034-2	2
4	BOLT, M12X90-8.8 HEX HEAD ZINC	F81004-2	2
-	M16 BOLT W/NUT	516629	3
5	NUT, M16-5-B HEX	F81036-5	1
6	BOLT, BAD RAIL ADJUSTMENT	505006	1
7	PLATE, MOUNT	087055-1	1
8	WASHER, 10.5 FLAT ZINC	F81055-1	12
9	NUT, M10-8-B HEX NYLON ZINC LOCK	F81033-1	8



## BED FRAME ASSEMBLY

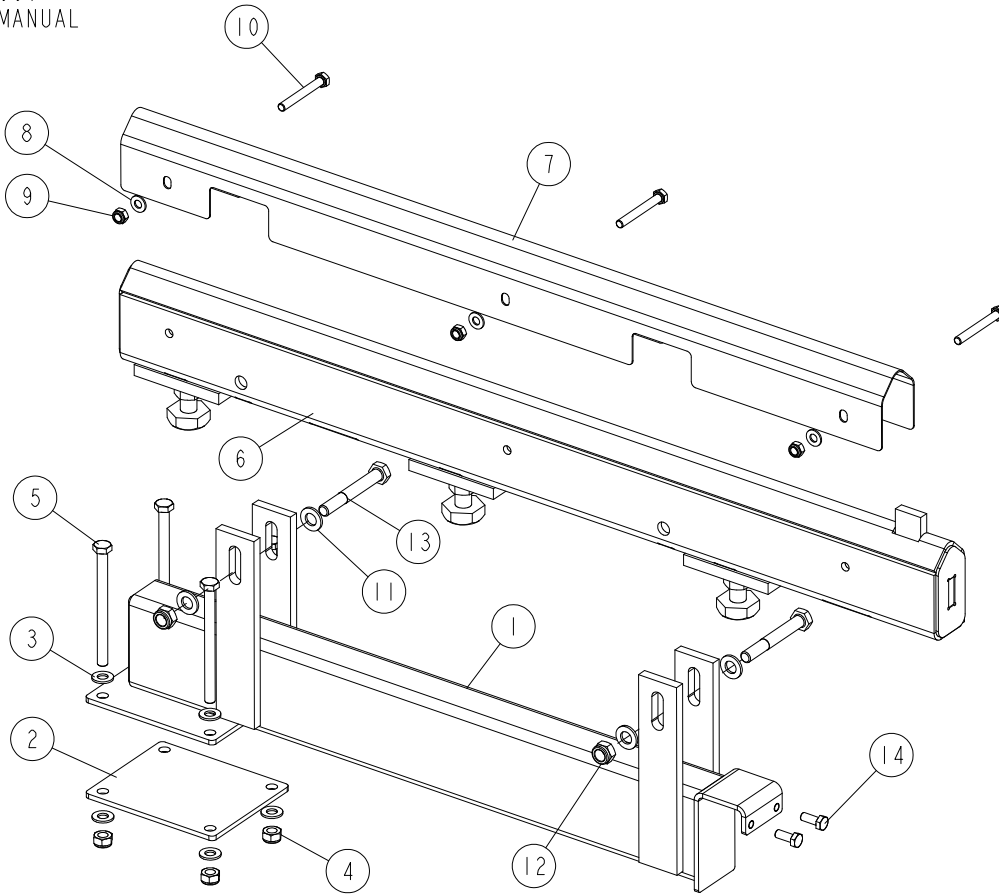
*Flat Bed Rail (LT70S Super)*

---

REF	DESCRIPTION (◆ indicates parts available in assemblies only)	PART #	QTY	
10	BOLT, M10X125 8.8 CARRIAGE ZINC	F81003-34	4	
11	BOLT, M10X125 8.8 HEX HEAD ZINC	F81003-18	4	
12	COVER, BED RAIL	099124	1	
13	WASHER, 8.4 FLAT ZINC	F81054-1	3	
14	BOLT, M8 X 65 8.8 FE/ZN5, PN-85/M-82105	F81002-9	3	
15	NUT, M8-8-B HEX NYLON ZINC LOCK	F81032-2	3	

## 8.4 Additional Angled Bed Rail (Long) - Complete

545592\_001  
545592\_MANUAL



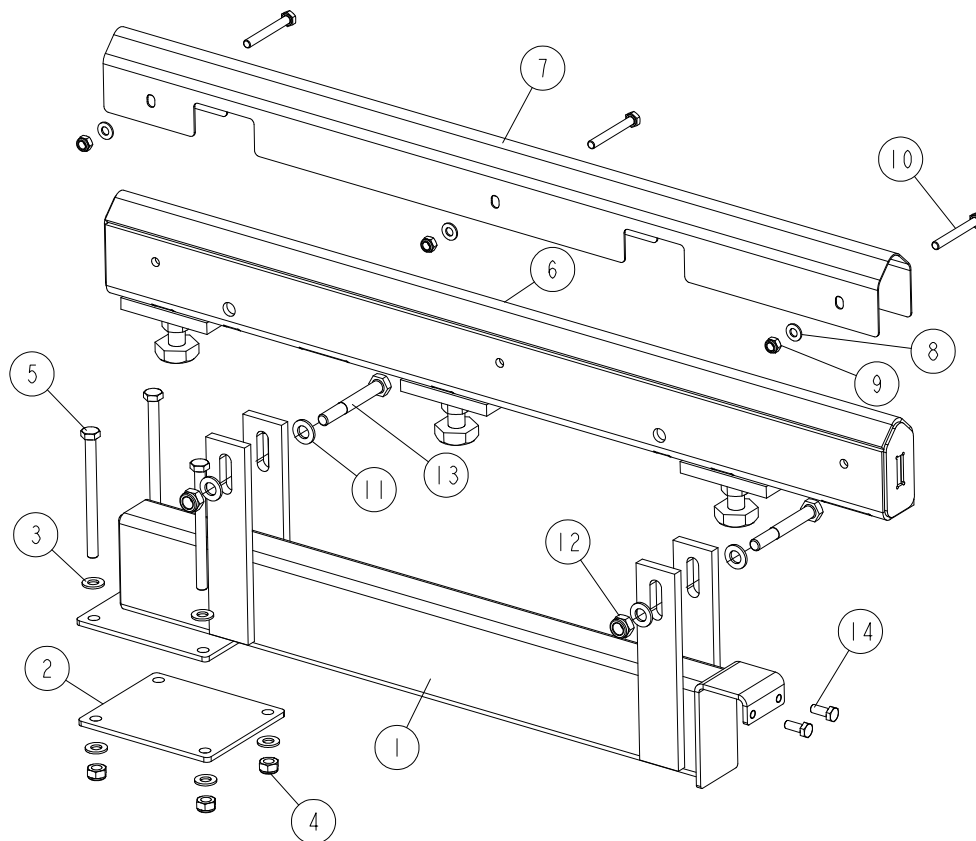
REF	DESCRIPTION (◆ indicates parts available in assemblies only)	PART #	QTY
-	ADDITIONAL ANGLED BED RAIL (LONG) - COMPLETE	545592	1
1	SUPPORT, ADDITIONAL BED RAIL	545591-1	1
2	PLATE, MOUNT	087055-1	1
3	WASHER, 10.5 FLAT ZINC	F81055-1	8
4	NUT, M10-8-B HEX NYLON ZINC LOCK	F81033-1	4
5	BOLT, M10X125 8.8 HEX HEAD ZINC	F81003-18	4
6	TUBE, ADDITIONAL BED RAIL	545589-1	1
7	COVER, ADDITIONAL BED RAIL	545594	1
8	WASHER, 8.4 FLAT ZINC F81054-1 16	F81054-1	3
9	NUT, M8-8-B HEX NYLON ZINC LOCK	F81032-2	3
10	BOLT, M8 X 65 8.8 FE/ZN5, PN-85/M-82105	F81002-9	3
11	WASHER, 13 FLAT ZINC	F81056-1	4
12	NUT, M12 8 HEX NYLON ZINC LOCK	F81034-2	2
13	BOLT, M12X90-8.8 HEX HEAD ZINC	F81004-2	2
14	BOLT, M8X20 8.8 HEX HEAD FULL THREAD ZIN	F81002-4	2

# 8 BED FRAME ASSEMBLY

## Additional Flat Bed Rail (Long) - Complete

### 8.5 Additional Flat Bed Rail (Long) - Complete

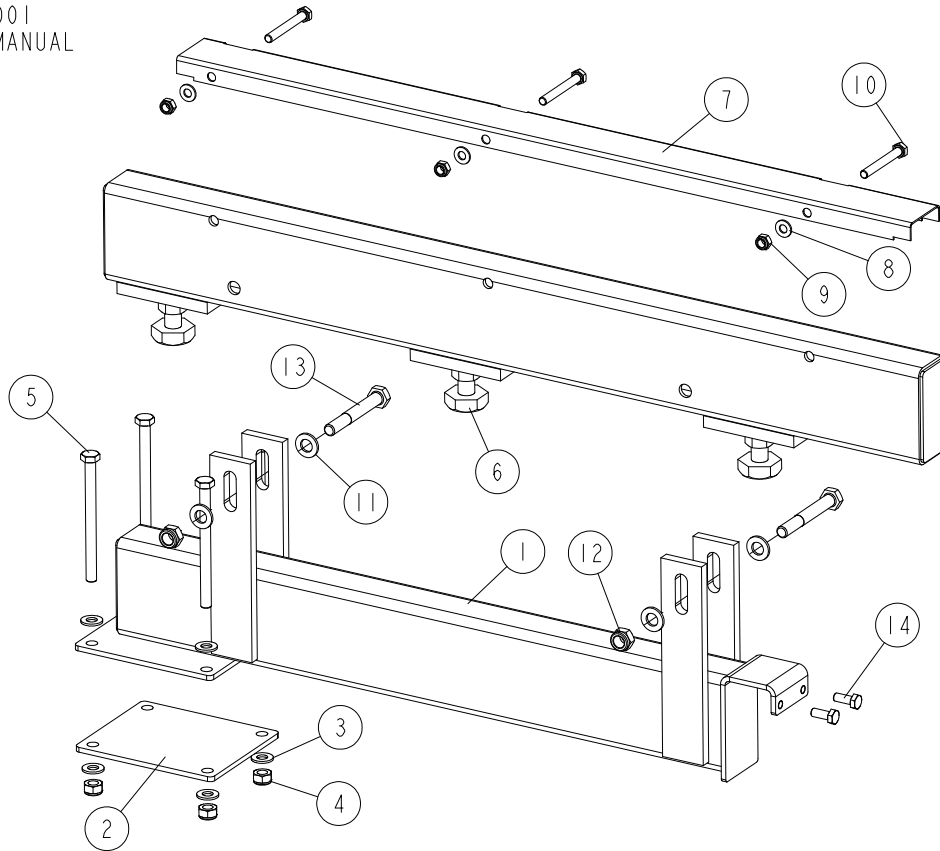
545632\_001  
545632\_MANUAL



REF	DESCRIPTION (◆ indicates parts available in assemblies only)	PART #	QTY
-	<b>ADDITIONAL FLAT BED RAIL (LONG) - COMPLETE</b>	545597	1
1	SUPPORT, ADDITIONAL BED RAIL	545591-1	1
2	PLATE, MOUNT	087055-1	1
3	WASHER, 10.5 FLAT ZINC	F81055-1	8
4	NUT, M10-8-B HEX NYLON ZINC LOCK	F81033-1	4
5	BOLT, M10X125 8.8 HEX HEAD ZINC	F81003-18	4
6	TUBE, ADDITIONAL BED RAIL	545595-1	1
7	COVER, BED RAIL	099124	1
8	WASHER, 8.4 FLAT ZINC F81054-1 16	F81054-1	3
9	NUT, M8-8-B HEX NYLON ZINC LOCK	F81032-2	3
10	BOLT, M8 X 65 8.8 FE/ZN5, PN-85/M-82105	F81002-9	3
11	WASHER, 13 FLAT ZINC	F81056-1	4
12	NUT, M12 8 HEX NYLON ZINC LOCK	F81034-2	2
13	BOLT, M12X90-8.8 HEX HEAD ZINC	F81004-2	2
14	BOLT, M8X20 8.8 HEX HEAD FULL THREAD ZIN	F81002-4	2

## 8.6 Additional Flat Bed Rail (Short) - Complete

545645\_001  
 545645\_MANUAL



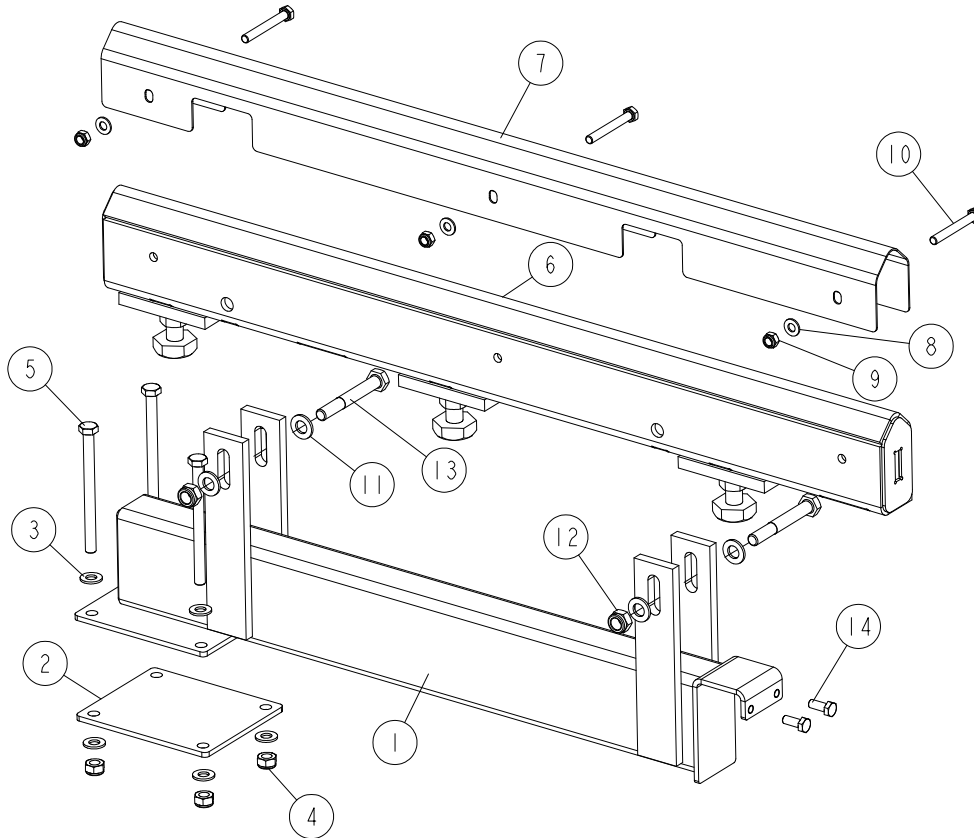
REF	DESCRIPTION (◆ indicates parts available in assemblies only)	PART #	QTY
-	ADDITIONAL FLAT BED RAIL (SHORT) - COMPLETE	545645	1
1	SUPPORT, ADDITIONAL BED RAIL	545591-1	1
2	PLATE, MOUNT	087055-1	1
3	WASHER, 10.5 FLAT ZINC	F81055-1	8
4	NUT, M10-8-B HEX NYLON ZINC LOCK	F81033-1	4
5	BOLT, M10X125 8.8 HEX HEAD ZINC	F81003-18	4
6	TUBE, ADDITIONAL BED RAIL	545643-1	1
7	COVER, BED RAIL	099124	1
8	WASHER, 8.4 FLAT ZINC F81054-1 16	F81054-1	3
9	NUT, M8-8-B HEX NYLON ZINC LOCK	F81032-2	3
10	BOLT, M8 X 65 8.8 FE/ZN5, PN-85/M-82105	F81002-9	3
11	WASHER, 13 FLAT ZINC	F81056-1	4
12	NUT, M12 8 HEX NYLON ZINC LOCK	F81034-2	2
13	BOLT, M12X90-8.8 HEX HEAD ZINC	F81004-2	2
14	BOLT, M8X20 8.8 HEX HEAD FULL THREAD ZIN	F81002-4	2

# 8 BED FRAME ASSEMBLY

## Additional Angled Bed Rail (Short) - Complete

### 8.7 Additional Angled Bed Rail (Short) - Complete

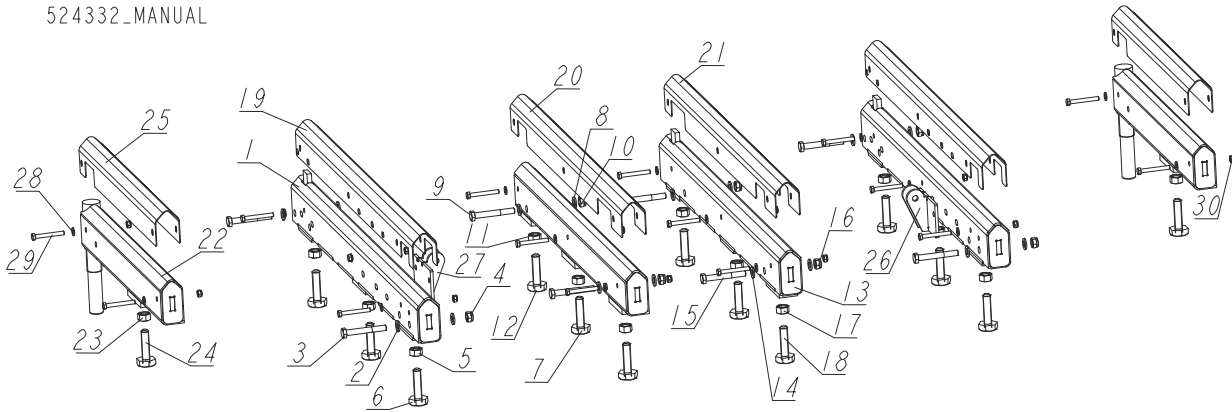
545632\_001  
545632\_MANUAL



REF	DESCRIPTION (◆ indicates parts available in assemblies only)	PART #	QTY
-	ADDITIONAL ANGLED BED RAIL (SHORT) - COMPLETE	545632	1
1	SUPPORT, ADDITIONAL BED RAIL	545591-1	1
2	PLATE, MOUNT	087055-1	1
3	WASHER, 10.5 FLAT ZINC	F81055-1	8
4	NUT, M10-8-B HEX NYLON ZINC LOCK	F81033-1	4
5	BOLT, M10X125 8.8 HEX HEAD ZINC	F81003-18	4
6	TUBE, ADDITIONAL BED RAIL	545630-1	1
7	COVER, ADDITIONAL BED RAIL	545594	1
8	WASHER, 8.4 FLAT ZINC F81054-1 16	F81054-1	3
9	NUT, M8-8-B HEX NYLON ZINC LOCK	F81032-2	3
10	BOLT, M8 X 65 8.8 FE/ZN5, PN-85/M-82105	F81002-9	3
11	WASHER, 13 FLAT ZINC	F81056-1	4
12	NUT, M12 8 HEX NYLON ZINC LOCK	F81034-2	2
13	BOLT, M12X90-8.8 HEX HEAD ZINC	F81004-2	2
14	BOLT, M8X20 8.8 HEX HEAD FULL THREAD ZIN	F81002-4	2

**8.8 Angled Bed Rails for "M" Frame**

524332\_001  
 524332\_MANUAL



REF	DESCRIPTION (◆ indicates parts available in assemblies only)	PART #	QTY
-	<b>ANGLED BED RAIL ASSEMBLY, M-FRAME, SERVI</b>	524332	1
1	RAIL, BED ADJUSTABLE (1 & 4)	520978-1	2
2	WASHER, 13 FLAT ZINC	F81056-1	4
3	BOLT, M12X90-8.8 HEX HEAD ZINC	F81004-2	2
4	NUT, M12 8 HEX NYLON ZINC LOCK	F81034-2	2
-	M16 BOLT W/NUT	516629	3
5	NUT, M16-5-B HEX	F81036-5	1
6	BOLT, BAD RAIL ADJUSTMENT	505006	1
7	RAIL, BED ADJUSTABLE L=849	520970-1	1
8	WASHER, 13 FLAT ZINC	F81056-1	4
9	BOLT, M12X90-8.8 HEX HEAD ZINC	F81004-2	2
10	NUT, M12 8 HEX NYLON ZINC LOCK	F81034-2	2
-	M16 BOLT W/NUT	516629	3
11	NUT, M16-5-B HEX	F81036-5	1
12	BOLT, BAD RAIL ADJUSTMENT	505006	1
13	RAIL, BED ADJUSTABLE (3)	520974-1	1
14	WASHER, 13 FLAT ZINC	F81056-1	4
15	BOLT, M12X90-8.8 HEX HEAD ZINC	F81004-2	2
16	NUT, M12 8 HEX NYLON ZINC LOCK	F81034-2	2
-	M16 BOLT W/NUT	516629	3
17	NUT, M16-5-B HEX	F81036-5	1
18	BOLT, BAD RAIL ADJUSTMENT	505006	1
19	COVER, BED RAIL	520903	2
20	COVER, MIDDLE BED RAIL - LEFT	521598	1
21	COVER, MIDDLE BED RAIL - RIGHT	521597	1
22	RAIL, BED PIVOT	521595-1	2
-	M16 BOLT & 2 NUTS	093710	1
23	NUT, M16-5-B HEX	F81036-5	2
24	BOLT, BAD RAIL ADJUSTMENT	505006	1



## BED FRAME ASSEMBLY

*Angled Bed Rails for "M" Frame*

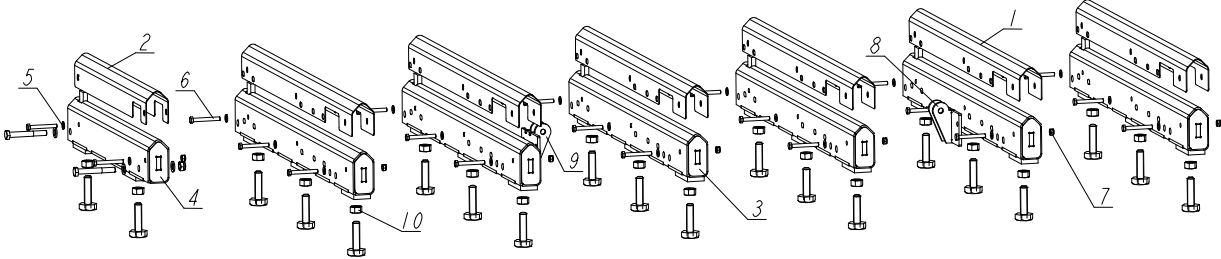
---

REF	DESCRIPTION (◆ indicates parts available in assemblies only)	PART #	QTY	
25	COVER, M & S FRAME BED RAIL	520355	2	
26	BRACKET, ROLLER MOUNT - LEFT (ANGLED BED RAIL)	524350-1	1	
27	BRACKET, ROLLER MOUNT - RIGHT (ANGLED BED RAIL)	524348-1	1	
28	WASHER, 8.4 FLAT ZINC	F81054-1	16	
29	BOLT, M8X65 5.8 HEX HEAD ZINC	F81002-3	16	
30	NUT, M8-8-B HEX NYLON ZINC LOCK	F81032-2	16	



## 8.9 Angled Bed Rails for "M-Super" Frame

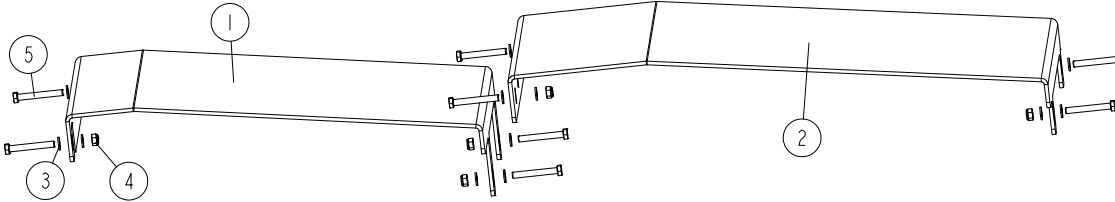
524334\_001  
 524334\_MANUAL



REF	DESCRIPTION (◆ indicates parts available in assemblies only)	PART #	QTY
-	<b>RAIL SET, ANGLED (M-SUPER FRAME)</b>	524334	1
1	COVER, FRAME TYPE M-SUPER AND L BED RAIL	522979	6
2	COVER, M & S FRAME BED RAIL	520355	1
3	RAIL, BED - SERVICE	521930-1	6
4	BED RAIL ASSEMBLY, SHORT	520351-1	1
5	WASHER, 8.4 FLAT ZINC	F81054-1	20
6	BOLT, M8X65 5.8 HEX HEAD ZINC	F81002-3	20
7	NUT, M8-8-B HEX NYLON ZINC LOCK	F81032-2	20
8	BRACKET, ROLLER MOUNT - LEFT (ANGLED BED RAIL)	524350-1	1
9	BRACKET, ROLLER MOUNT - RIGHT (ANGLED BED RAIL)	524348-1	1
10	M16 BOLT W/NUT	516629	18
11	NUT, M16-5-B HEX	F81036-5	1

**8.10 Plate Set, M Type Frame Bed Rail 1-2 & 2-3 (Option)**

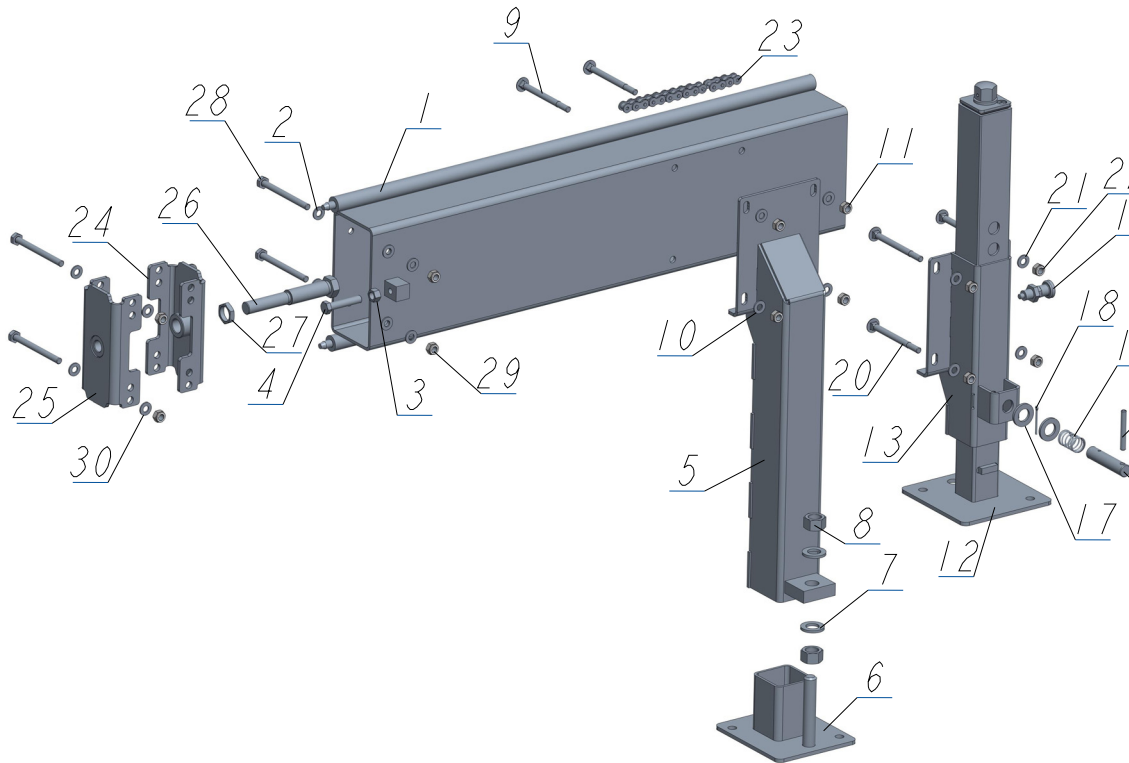
525065\_001  
525065\_MANUAL



REF	DESCRIPTION (◆ indicates parts available in assemblies only)	PART #	QTY
-	PLATE SET, M TYPE FRAME BED RAIL 1-2 & 2-3	525065	1
1	TABLE PLATE, BED RAIL 1-2	525064-1	1
2	TABLE PLATE, BED RAIL 2-3	523804-1	1
3	WASHER, 10.5 FLAT ZINC	F81055-1	16
4	NUT, M10-8-B HEX NYLON ZINC LOCK	F81033-1	8
5	BOLT, M10X75-8.8 HEX HEAD ZINC	F81003-15	8

### 8.11 Bed Extension LT40 (0.9m) - Complete

540139\_70\_001\_B  
 540139\_70\_MANUAL



REF	DESCRIPTION (u indicates parts available in assemblies only)	PART #	QTY
-	<b>EXTENSION, LT70 (0.9M) TRACK RAIL - COMP</b>	540139-70	1
1	TUBE, W/RODS 0.9M- WLDMT/PTD	540138-1	1
2	WASHER, 10.5 ZC DIN 126 ISO 7091	F81055-1	4
3	NUT, M12-8-B HEX ZINC	F81034-1	1
4	BOLT M12X60-8	F81004-51	1
-	<b>LEG, RIGHT ADJUSTABLE STATIONARY</b>	501640	1
5	LEG, MAIN TUBE (HIGH)	507620-1	1
6	FOOT	586948-1	1
7	WASHER, 21 FLAT ZINC	F81059-2	2
8	NUT, M20-8- HEX ZINC	F81037-1	2
9	BOLT, M10X120 8.8 CARRIAGE ZINC	F81003-33	4
10	WASHER, 10.5 ZC DIN 126 ISO 7091	F81055-1	4
11	NUT, M10-8-B HEX NYLON ZINC LOCK	F81033-1	4
-	<b>LEG, MAIN TUBE - COMPLETE</b>	094584	1
12	FINE ADJUST OUTRIGGER LEG	093589	1
13	GUIDE, FINE ADJUST OUTRIGGER LEG	506114-1	1
14	PIN, OUTRIGGER PULL	087012-1	1
15	SPRING, ZINC	087040	1
16	PIN, DETENT	090197	1
17	WASHER, 21 FLAT ZINC	F81059-2	2
18	PIN, S-ZN, 4 X 25 COTTER	F81043-2	1



## BED FRAME ASSEMBLY

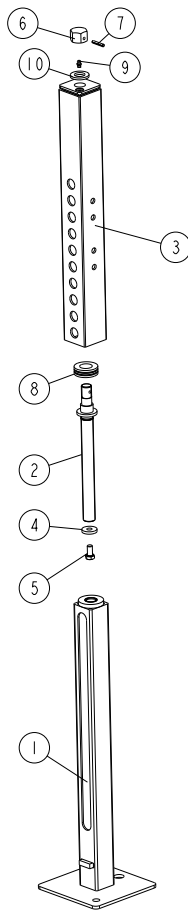
Bed Extension LT40 (0.9m) - Complete

---

REF	DESCRIPTION (u indicates parts available in assemblies only)	PART #	QTY	
19	PIN 8X65 ROLL	F81046-1	1	
20	BOLT, M10X120 8.8 CARRIAGE ZINC	F81003-33	4	
21	WASHER, 10.5 ZC DIN 126 ISO 7091	F81055-1	4	
22	NUT, M10-8-B HEX NYLON ZINC LOCK	F81033-1	4	
23	CHAIN, 0.9M LT70	540147	1	
-	BRACE KIT BX	501340	1	
24	CONNECTOR, BX (M24)	500989-1	1	
25	CONNECTOR, BX (M20)	501339-1	1	
26	BOLT SPECIAL, ZINC	087188-1	1	
27	NUT SPECIAL M24X2 ZINC	087626-1	1	
28	BOLT, M10 X 115-8.8 FE/ZN5, PN-M/82101	F81003-19	4	
29	NUT, M10-8-B HEX NYLON ZINC LOCK	F81033-1	4	
30	WASHER, 10.5 ZC DIN 126 ISO 7091	F81055-1	8	

**8.12 Fine Adjust Outrigger Leg**

093589\_001.A  
 093589\_MANUAL



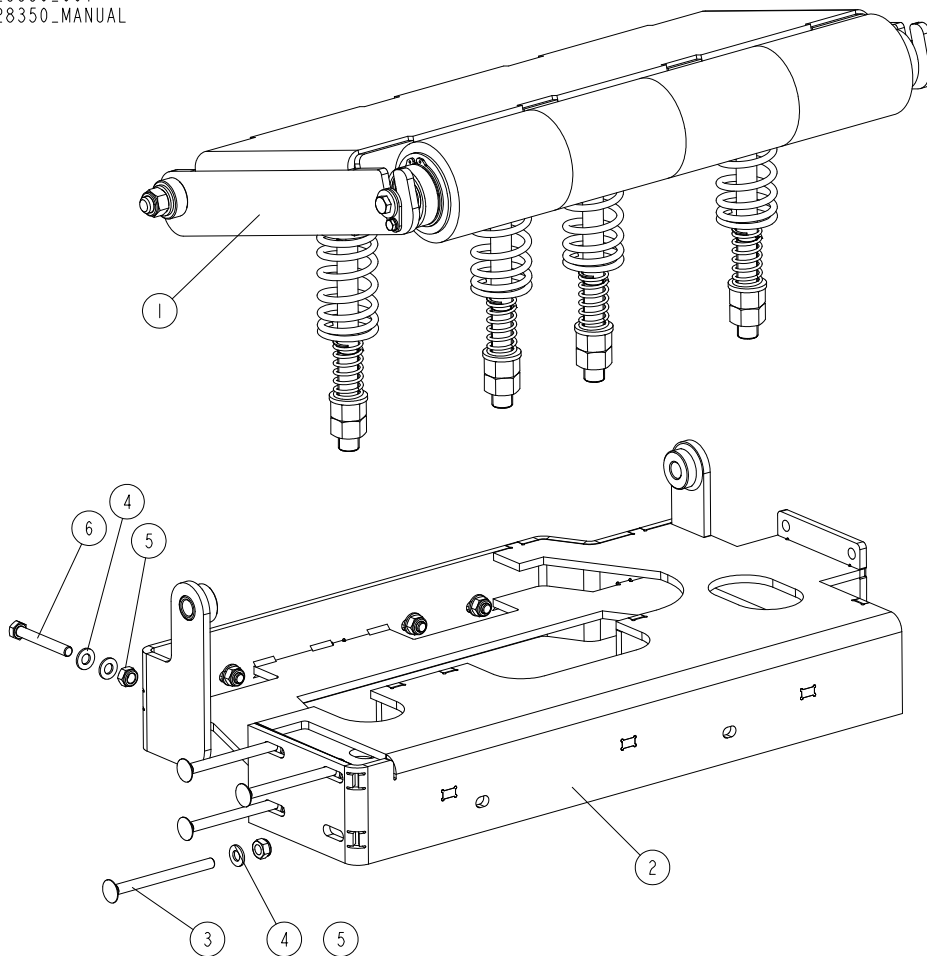
REF	DESCRIPTION (◆ indicates parts available in assemblies only)	PART #	QTY
-	<b>FINE ADJUST OUTRIGGER LEG</b>	093589	1
1	MIDDLE PART, FINE ADJUST OUTRIGGER LEG	093596-1	1
2	BOLT, OUTRIGGER LEG	093590-1	1
3	UPPER PART, FINE ADJUST OUTRIGGER LEG	093593-1	1
4	WASHER 10.5/30-5	505156-1	1
5	BOLT, M10X20-5.8 HEX HEAD FULL THREAD ZI	F81003-1	1
6	FITTING, M20 X 2,5	094408	1
7	PIN 5X30 ROLL	F81044-21	1
8	BEARING, 51205 THRUST	516599	1
9	FITTING, M6 GREASE	086280	1
10	WASHER, 21 FLAT ZINC	F81059-2	1

# 8 BED FRAME ASSEMBLY

## Board Removal Bumper for "M" Frame

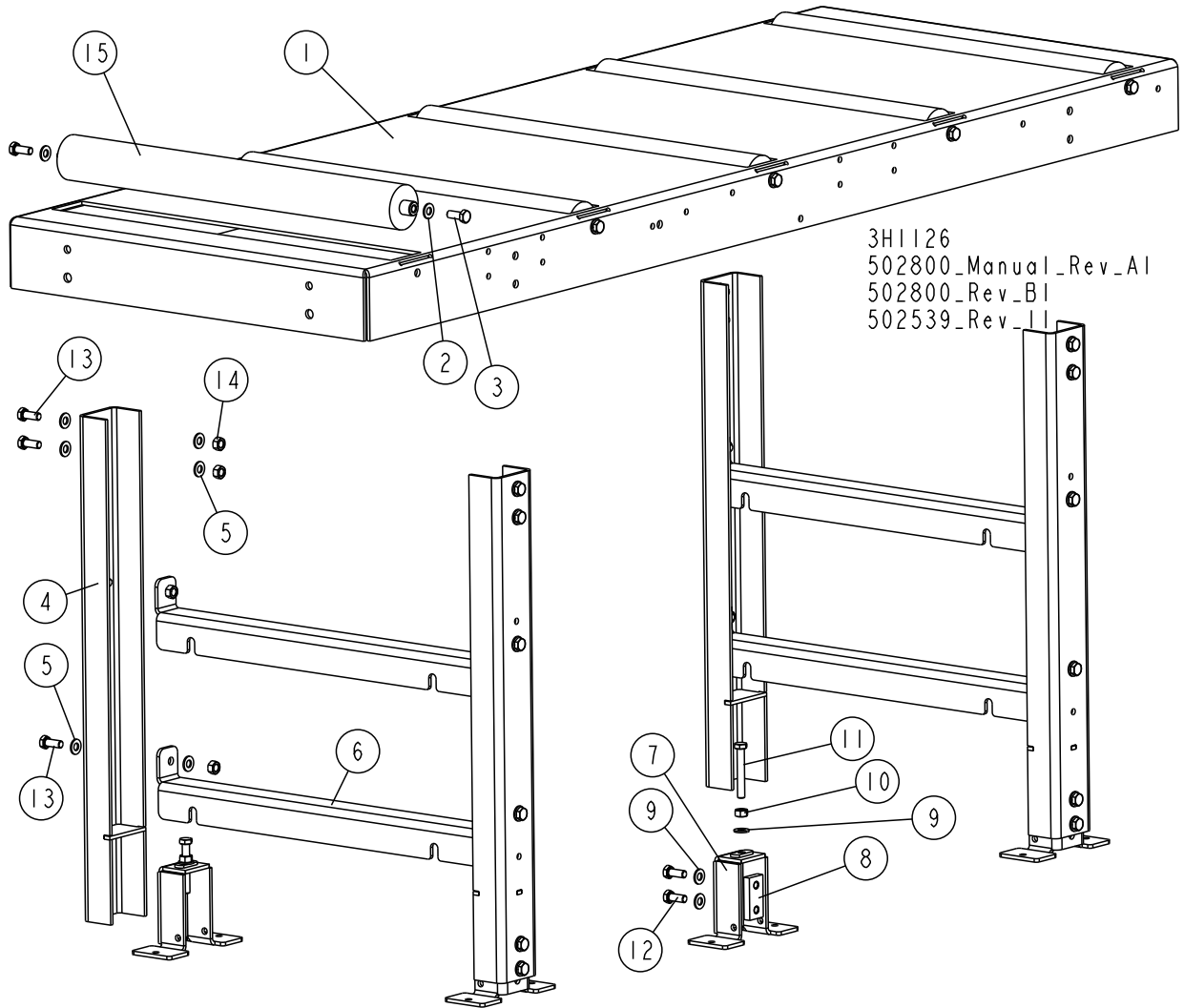
### 8.13 Board Removal Bumper for "M" Frame

528350\_001  
528350\_MANUAL



REF	DESCRIPTION (◆ indicates parts available in assemblies only)	PART #	QTY
	<b>BOARD REMOVAL BUMPER ASSEMBLY, FRAME M</b>	528350	1
1	ROLLER, BOARD REMOVAL BUMPER (M/S FRAMES)	527049	1
2	FRAME, BOARD REMOVAL BUMPER ASSEMBLY	529773-1	1
3	BOLT, M10X125 8.8 CARRIAGE ZINC	F81003-34	4
4	WASHER, 10.5 FLAT ZINC	F81055-1	12
5	NUT, M10-8-B HEX NYLON ZINC LOCK	F81033-1	8
6	BOLT, M10X75-8.8 HEX HEAD ZINC	F81003-15	4

**8.14 Long Table**



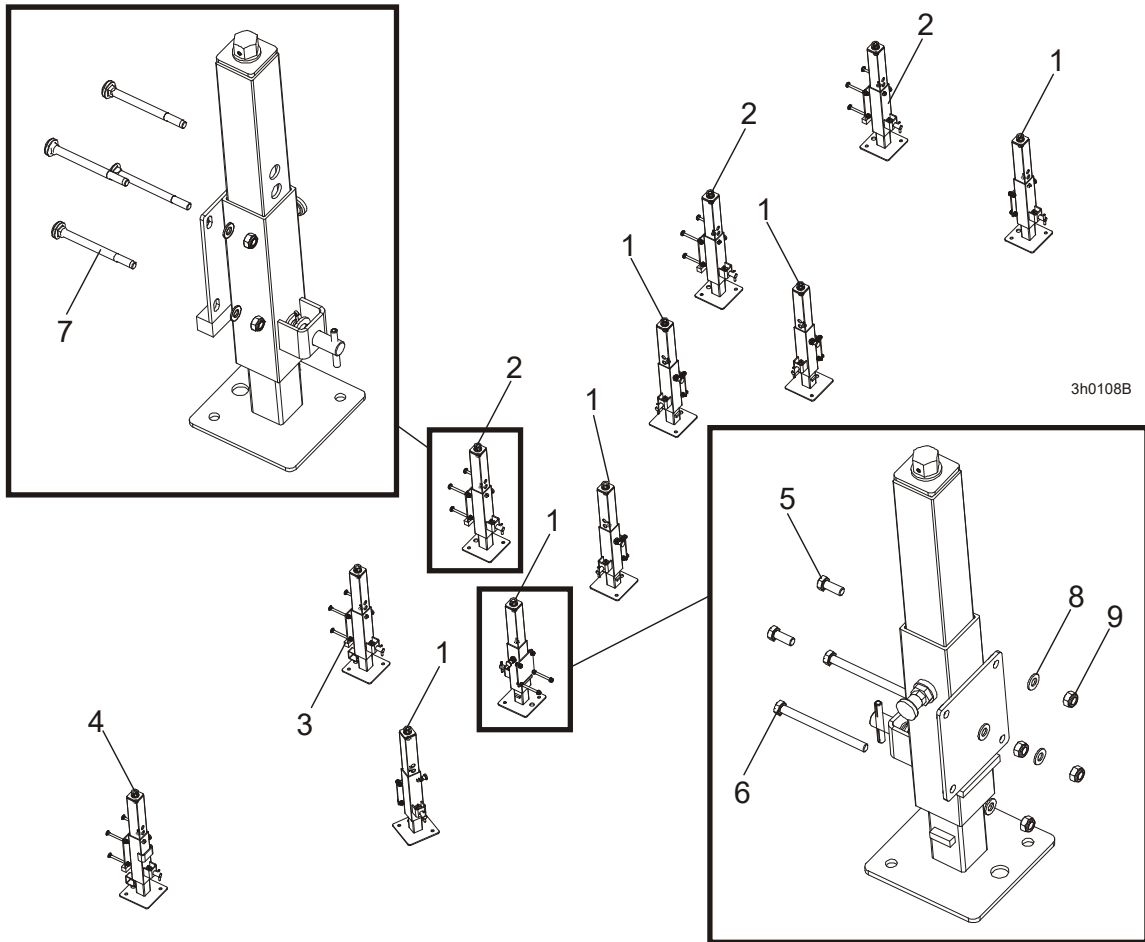
REF	DESCRIPTION (◆ indicates parts available in assemblies only)	PART #	QTY
	<b>M FRAME TABLE</b>	<b>502539</b>	<b>1</b>
1	TABLE WLDMT, BOARD RETURN	512488-1	1
2	WASHER, 10.5 FLAT ZINC	F81055-1	10
3	BOLT, M10X25 8.8 HEX HEAD FULL THREAD ZI	F81003-11	10
	<b>LEG, TABLE COMPLETE</b>	<b>501974</b>	<b>2</b>
4	LEG, TABLE	501976	2
5	WASHER, 10.5 FLAT ZINC	F81055-1	15
6	CROSS-BAR, TABLE	500074-1	2
	<b>COMPLETE, ADJUSTABLE LEG FOOT</b>	<b>101014</b>	<b>2</b>
7	FOOT, LEG ADJUSTABLE	101022-1	1
8	PLATE, M10 CLAMPING ZINC-PLATED	101242-1	1
9	WASHER, 10.5 FLAT ZINC	F81055-1	3
10	NUT, M10-8-B-HEX ZINC	F81033-3	1
11	BOLT, M10 X 70-8.8 HEX HEAD FULL THREAD	F81003-20	1
12	BOLT, M10X25 8.8 HEX HEAD FULL THREAD ZI	F81003-11	2

# 8 BED FRAME ASSEMBLY

## Outrigger Leg Kit, M Super Frame

REF	DESCRIPTION (◆ indicates parts available in assemblies only)	PART #	QTY
13	BOLT, M10X25 8.8 HEX HEAD FULL THREAD ZI	F81003-11	8
14	NUT, M10-8-B-HEX ZINC	F81033-3	8
15	ROLLER 63.5/20X590	501090-1	5

### 8.15 Outrigger Leg Kit, M Super Frame

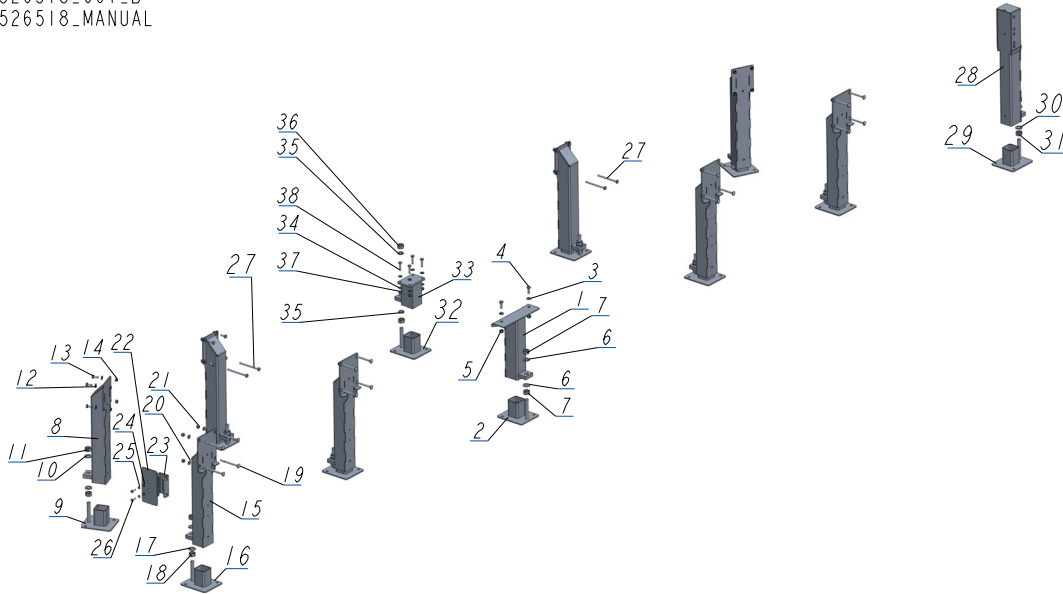


REF	DESCRIPTION (◆ indicates parts available in assemblies only)	PART #	QTY
	<b>OUTRIGGER LEG KIT, M SUPER FRAME</b>	<b>095707</b>	<b>1</b>
1	LEG, COMPLETE SIDE FAO	094583	6
2	LEG, COMPLETE FINE ADJUST OUTRIGGER	094584	3
3	FINE ADJUST OUTRIGGER ASSEMBLY, S & M FRAME	094586	1
4	FINE ADJUST OUTRIGGER ASSEMBLY, FRONT	094587	1
5	BOLT, M10X25 8.8 HEX HEAD FULL THREAD ZI	F81003-11	18
6	BOLT, M10X125 8.8 HEX HEAD ZINC	F81003-18	2
7	BOLT, M10X120 8.8 CARRIAGE ZINC	F81003-33	16
8	WASHER, 10.5 FLAT ZINC	F81055-1	36
9	NUT, M10-8-B HEX NYLON ZINC LOCK	F81033-1	36



## 8.16 Stationary Legs for "M" Super Frame

526518\_001\_B  
526518\_MANUAL



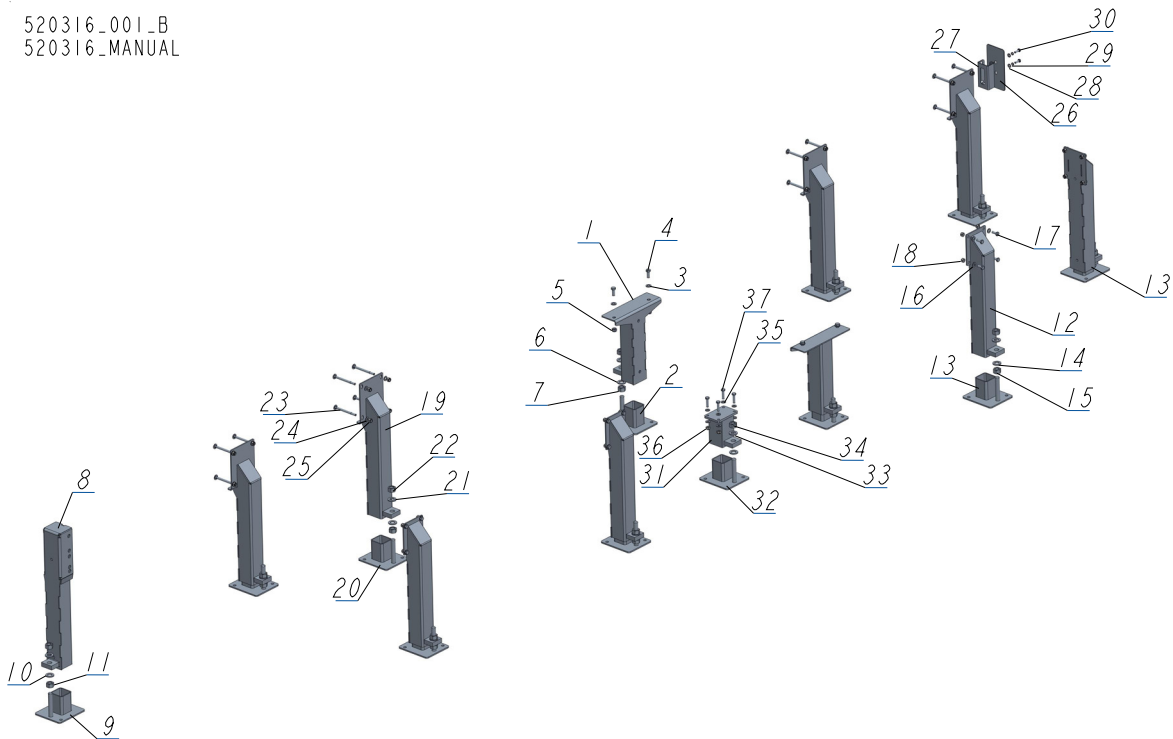
REF	DESCRIPTION (u indicates parts available in assemblies only)	PART #	QTY
-	<b>STATIONARY LEGS, M HYDRAULIC SUPER FRAME</b>	526518	1
-	LEG, MIDDLE ADJUSTABLE STATIONARY	501637	1
1	LEG, MIDDLE	507720-1	1
2	FOOT	586948-1	1
3	WASHER, 13 FLAT ZINC	F81056-1	2
4	BOLT, M12X30 8.8 HEX HEAD FULL THREAD ZI	F81004-22	2
5	NUT, M12 8 HEX NYLON ZINC LOCK	F81034-2	2
6	WASHER, 21 FLAT ZINC	F81059-2	2
7	NUT, M20-8- HEX ZINC	F81037-1	2
-	LEG, LEFT ADJUSTABLE STATIONARY	501639	4
8	LEG, ADJUSTABLE	507715-1	1
9	FOOT	586948-1	1
10	WASHER, 21 FLAT ZINC	F81059-2	2
11	NUT, M20-8- HEX ZINC	F81037-1	2
12	WASHER, 10.5 ZC DIN 126 ISO 7091	F81055-1	4
13	BOLT, M10X25-8.8-FE/ZN5	F81003-11	4
14	NUT, M10-8-B HEX NYLON ZINC LOCK	F81033-1	4
-	LEG, RIGHT ADJUSTABLE STATIONARY	501640	4
15	LEG, MAIN TUBE (HIGH)	507620-1	1
16	FOOT	586948-1	1
17	WASHER, 21 FLAT ZINC	F81059-2	2
18	NUT, M20-8- HEX ZINC	F81037-1	2
19	BOLT, M10X120 8.8 CARRIAGE ZINC	F81003-33	4
20	WASHER, 10.5 ZC DIN 126 ISO 7091	F81055-1	4
21	NUT, M10-8-B HEX NYLON ZINC LOCK	F81033-1	4
-	COVER ASSEMBLY, MAIN TUBE	093052	1

**BED FRAME ASSEMBLY***Stationary Legs for "M" Super Frame*

REF	DESCRIPTION (u indicates parts available in assemblies only)	PART #	QTY	
22	COVER, 201X101.6X3 TUBE	015023-1	1	
23	BRACKET WELDMENT, REAR MAIN TUBE COVER	087105-1	1	
24	WASHER, 8.4 FLAT ZINC	F81054-1	2	
25	WASHER, 8.2 SPLIT LOCK ZINC	F81054-4	2	
26	BOLT, M8X25-8.8-B HEX HEAD FULL THREAD Z	F81002-5	2	
27	BOLT, M10 X 125-8.8 HEX HEAD ZINC	F81003-18	4	
-	LEG, FRONT ADJUSTABLE STATIONARY	589525	1	
28	LEG WELDMENT, FRONT ADJUSTABLE	589518-1	1	
29	FOOT	586948-1	1	
30	WASHER, 21 FLAT ZINC	F81059-2	2	
31	NUT, M20-8- HEX ZINC	F81037-1	2	
32	FOOT	586948-1	1	
33	SUPPORT, LOG TURNER	523003-1	1	
34	WASHER, 10.5 ZC DIN 126 ISO 7091	F81055-1	8	
35	WASHER, 20.5 SPLIT LOCK ZINC	F81059-1	2	
36	NUT, M20-8- HEX ZINC	F81037-1	2	
37	NUT, M10-8-B HEX NYLON ZINC LOCK	F81033-1	4	
38	BOLT, M10X40-8.8 HEX HEAD FULL THREAD ZI	F81003-16	4	

## 8.17 Stationary Legs, "S" Super Frame

520316\_001\_B  
 520316\_MANUAL

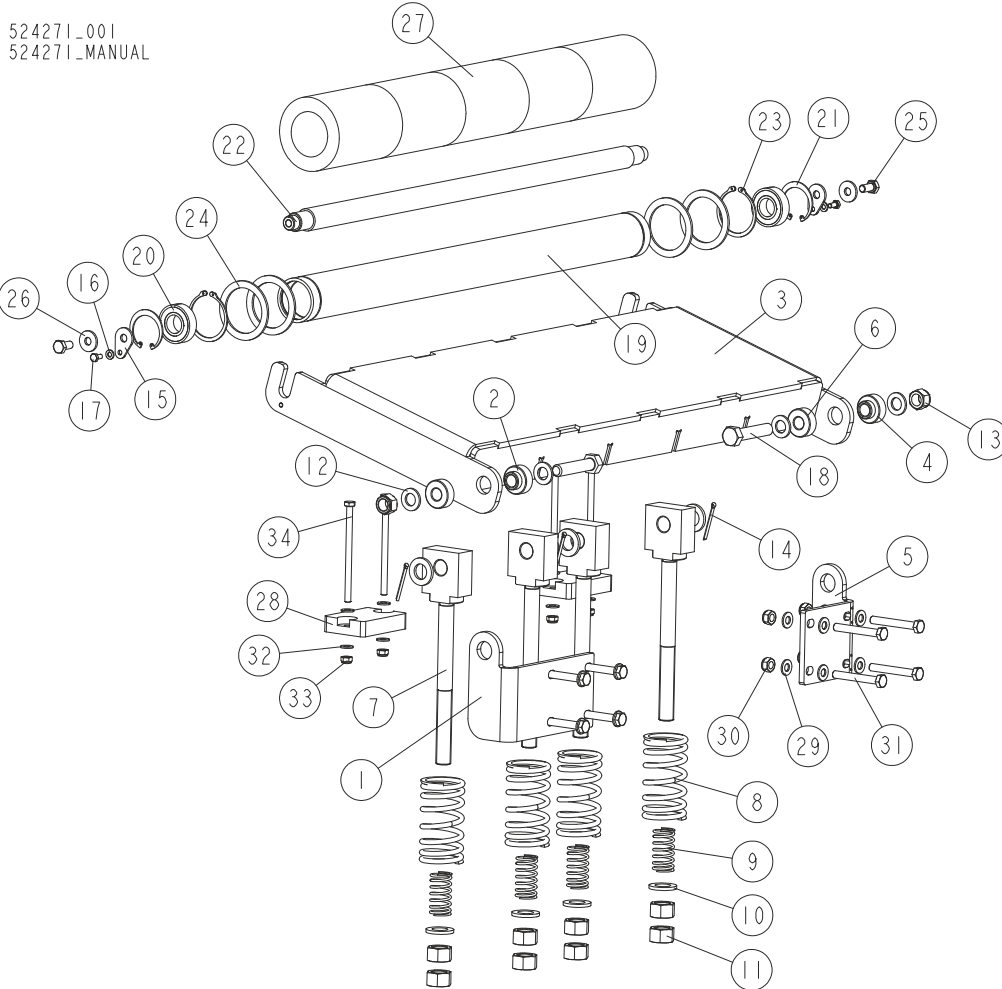


REF	DESCRIPTION (u indicates parts available in assemblies only)	PART #	QTY
-	<b>STATIONARY LEGS, "S" SUPER FRAME</b>	520316	1
-	LEG, MIDDLE ADJUSTABLE STATIONARY	501637	2
1	LEG, MIDDLE	507720-1	1
2	FOOT	586948-1	1
3	WASHER, 13 FLAT ZINC	F81056-1	2
4	BOLT, M12X30 8.8 HEX HEAD FULL THREAD ZI	F81004-22	2
5	NUT, M12 8 HEX NYLON ZINC LOCK	F81034-2	2
6	WASHER, 21 FLAT ZINC	F81059-2	2
7	NUT, M20-8- HEX ZINC	F81037-1	2
-	LEG, FRONT ADJUSTABLE STATIONARY	589525	1
8	LEG WELDMENT, FRONT ADJUSTABLE	589518-1	1
9	FOOT	586948-1	1
10	WASHER, 21 FLAT ZINC	F81059-2	2
11	NUT, M20-8- HEX ZINC	F81037-1	2
-	LEG, LEFT ADJUSTABLE STATIONARY	501639	4
12	LEG, ADJUSTABLE	507715-1	1
13	FOOT	586948-1	1
14	WASHER, 21 FLAT ZINC	F81059-2	2
15	NUT, M20-8- HEX ZINC	F81037-1	2
16	WASHER, 10.5 ZC DIN 126 ISO 7091	F81055-1	4
17	BOLT, M10X25-8.8-FE/ZN5	F81003-11	4
18	NUT, M10-8-B HEX NYLON ZINC LOCK	F81033-1	4
-	LEG, RIGHT ADJUSTABLE STATIONARY	501640	4
19	LEG, MAIN TUBE (HIGH)	507620-1	1

**BED FRAME ASSEMBLY***Stationary Legs, "S" Super Frame*

REF	DESCRIPTION (u indicates parts available in assemblies only)	PART #	QTY	
20	FOOT	586948-1	1	
21	WASHER, 21 FLAT ZINC	F81059-2	2	
22	NUT, M20-8- HEX ZINC	F81037-1	2	
23	BOLT, M10X120 8.8 CARRIAGE ZINC	F81003-33	4	
24	WASHER, 10.5 ZC DIN 126 ISO 7091	F81055-1	4	
25	NUT, M10-8-B HEX NYLON ZINC LOCK	F81033-1	4	
-	COVER ASSEMBLY, MAIN TUBE	093052	1	
26	COVER, 201X101.6X3 TUBE	015023-1	1	
27	BRACKET WELDMENT, REAR MAIN TUBE COVER	087105-1	1	
28	WASHER, 8.4 FLAT ZINC	F81054-1	2	
29	WASHER, 8.2 SPLIT LOCK ZINC	F81054-4	2	
30	BOLT, M8X25-8.8-B HEX HEAD FULL THREAD Z	F81002-5	2	
31	SUPPORT, LOG TURNER	523003-1	1	
32	FOOT	586948-1	1	
33	WASHER, 21 FLAT ZINC	F81059-2	2	
34	NUT, M20-8- HEX ZINC	F81037-1	1	
35	WASHER, 10.5 ZC DIN 126 ISO 7091	F81055-1	8	
36	NUT, M10-8-B HEX NYLON ZINC LOCK	F81033-1	4	
37	BOLT, M10X40-8.8 HEX HEAD FULL THREAD ZI	F81003-16	4	

**8.18 Board Removal Bumper Assembly ("Super" Frame)**

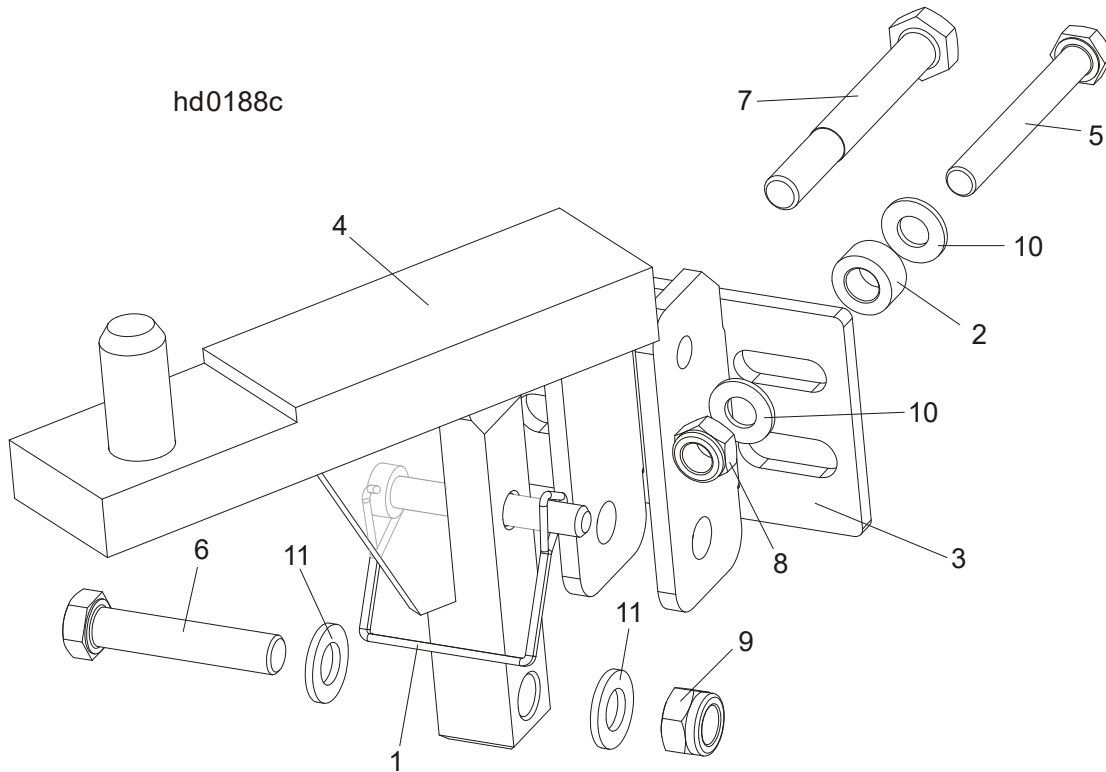


REF	DESCRIPTION (◆ indicates parts available in assemblies only)	PART #	QTY
	<b>BUMPER ASSEMBLY, BOARD REMOVAL</b>	<b>524271</b>	<b>1</b>
1	BRACKET, LEFT MOUNT	521216-1	1
2	BUSHING, 6.2138-23.5 24-8.5	510875	1
3	PLATE WELDMENT, BOARD REMOVAL BUMPER	509547-1	1
4	BUSHING, 6.2138-23.5 24-8.5	510875	2
5	BRACKET, RIGHT MOUNT	521214-1	1
6	BUSHING, 6.2138-23.5 24-8.5	510875	1
7	ROD WELDMENT, BUMPER SPRING	510818-1	4
8	SPRING, 110x46x6.5 CUSHION	510815	4
9	SPRING, 60X23X3	088992	4
10	WASHER, 21 FLAT ZINC	F81059-2	8
11	NUT, M20-8 HEX ZINC	F81037-1	8
12	WASHER, 17 SPLIT LOCK ZINC	F81058-1	4
13	NUT, M16-8 HEX NYLON ZINC LOCK	F81036-2	2
14	PIN, S-Zn-4x45 COTTER	F81043-22	4
15	WASHER, WM4000 ROLLER MOUNTING	510874-1	2
16	WASHER, 6.4 FLAT ZINC	F81053-1	2
17	BOLT, M6X12-8.8 HEX HEAD FULL THREAD ZIN	F81001-7	2
18	BOLT, M16x75-8.B-B HEX HEAD FULL THREAD ZINC	F81006-10	2

**BED FRAME ASSEMBLY***Board Removal Bumper Assembly ("Super" Frame)*


	ROLLER W/RUBBER BUSHING	514758	1	
19	TUBE, WM3000 ROLLER	091782-1	1	
20	BEARING, 6205 2RS BALL	091804	2	
21	RING, W52 INSIDE RETAINING	091805	2	
22	SHAFT, WM3000 ROLLER	091793	1	
23	RING, Z60 OUTSIDE RETAINING	F81090-62	2	
24	RING, 61/80x3 SPACER	515895	4	
25	BOLT, M10X20-5.8 HEX HEAD FULL THREAD ZINC	F81003-1	2	
26	WASHER, 10.5 SPECIAL FLAT ZINC	F81055-6	2	
27	ROLLER, RUBBER	517493	5	
28	BUMPER, GRENE 70 3201 0010 RUBBER	094969	2	
29	WASHER, 10.5 FLAT ZINC	F81055-1	16	
30	NUT, M10-8-B HEX NYLON ZINC LOCK	F81033-1	8	
31	BOLT, M10X75-8.8 HEX HEAD ZINC	F81003-15	8	
32	WASHER, 8.4 FLAT ZINC	F81054-1	8	
33	NUT, M8-8-B HEX NYLON ZINC LOCK	F81032-2	4	
34	BOLT, M8X130-8.8 HEX HEAD ZINC	F81002-50	4	

### 8.19 LT20/40/70M Saw Head Rest Pin Assembly



REF	DESCRIPTION (◆ indicates parts available in assemblies only)	PART #	QTY
	<b>SAW HEAD REST PIN W/LATCH CLAMP, LT70S/M</b>	094660	1
1	PIN, 3/8X2 1/4 SNAP	014151	1
2	BUSHING, 11/20-10 ZINC	090936-1	1
3	BRACKET, SAW HEAD REST PIN	092765-1	1
4	PIN WELDMENT, LT70 S/M SAW HEAD REST	094658-1	1
5	BOLT, M10X80-8.8 HEX HEAD ZINC	F81003-50	1
6	BOLT, M12X60-8.8 HEX HEAD ZINC	F81004-5	1
7	BOLT, M12X95 8.8 HEX HEAD ZINC	F81004-29	1
8	NUT, M10-8-B HEX NYLON ZINC LOCK	F81033-1	1
9	NUT, M12 8 HEX NYLON ZINC LOCK	F81034-2	1
10	WASHER, 10.5 FLAT ZINC	F81055-1	2
11	WASHER, 13 FLAT ZINC	F81056-1	2

**8.20 Tie Down Chain Assembly**

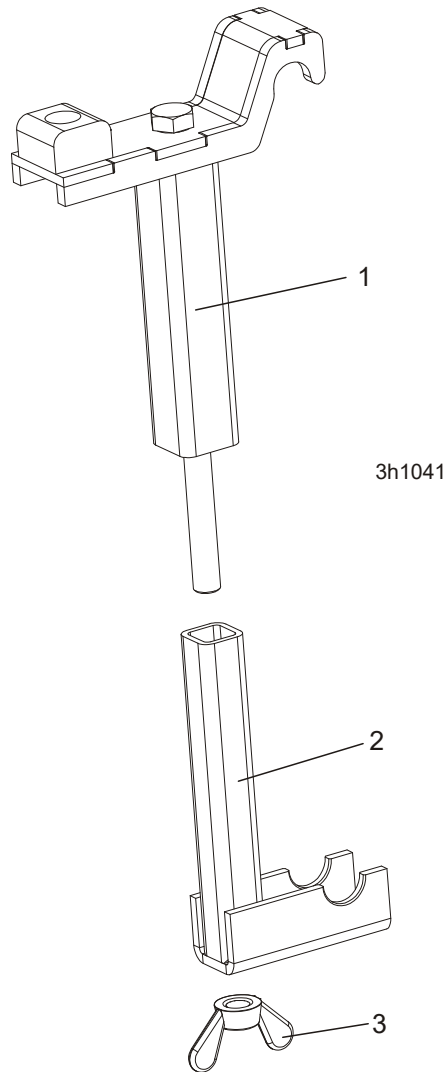


SM0129

REF	DESCRIPTION (◆ indicates parts available in assemblies only)	PART #	QTY
	<b>CHAIN, TIE DOWN ASSEMBLY</b>	A04376-1	1
<b>1</b>	HOOK, 5/8 SAFETY CHAIN	P12075	1
<b>2</b>	Screw Closed Chain Link, 10	100767	1
<b>3</b>	Chain, N-10 x 35, 6 Links	100951	1



**8.21 Blockade, LT40 Control Box**



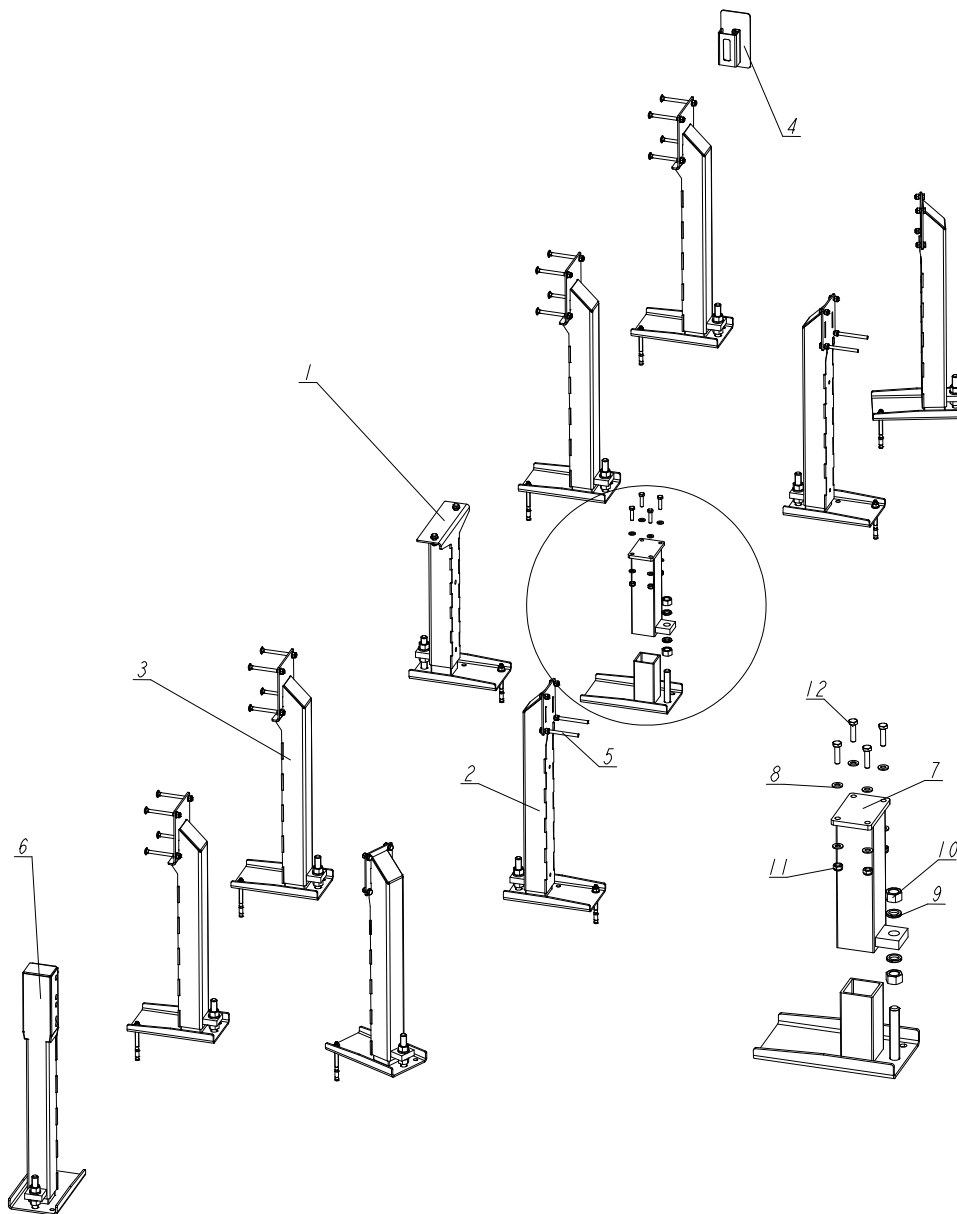
REF	DESCRIPTION (◆ indicates parts available in assemblies only)	PART #	QTY
	<b>BLOCKADE, CONTROL BOX LT40/70 (M SUPER FRAME)</b>	<b>506987</b>	<b>1</b>
1	UPPER CONTROL BOX BLOCKADE	506983-1	1
2	LOWER CONTROL BOX BLOCKADE	506985-1	1
3	NUT, M16 WING	F81036-3	1

# 8 BED FRAME ASSEMBLY

## Stationary Legs, "M" Super Frame

### 8.22 Stationary Legs, "M" Super Frame

550125\_001\_A  
550125\_MANUAL



REF	DESCRIPTION (◆ indicates parts available in assemblies only)	PART #	QTY
-	STATIONARY LEGS, ADJUSTABLE - "M" SUPER FRAME	550125	1
1	LEG, MIDDLE STATIONARY ADJUSTABLE	550126	1
2	LEG, LEFT STATIONARY ADJUSTABLE	550130	4
3	LEG, MAIN TUBE HIGH	550134	4
4	COVER ASSEMBLY, MAIN TUBE	093052	1
5	BOLT, M10X125 8.8 HEX HEAD ZINC	F81003-18	4

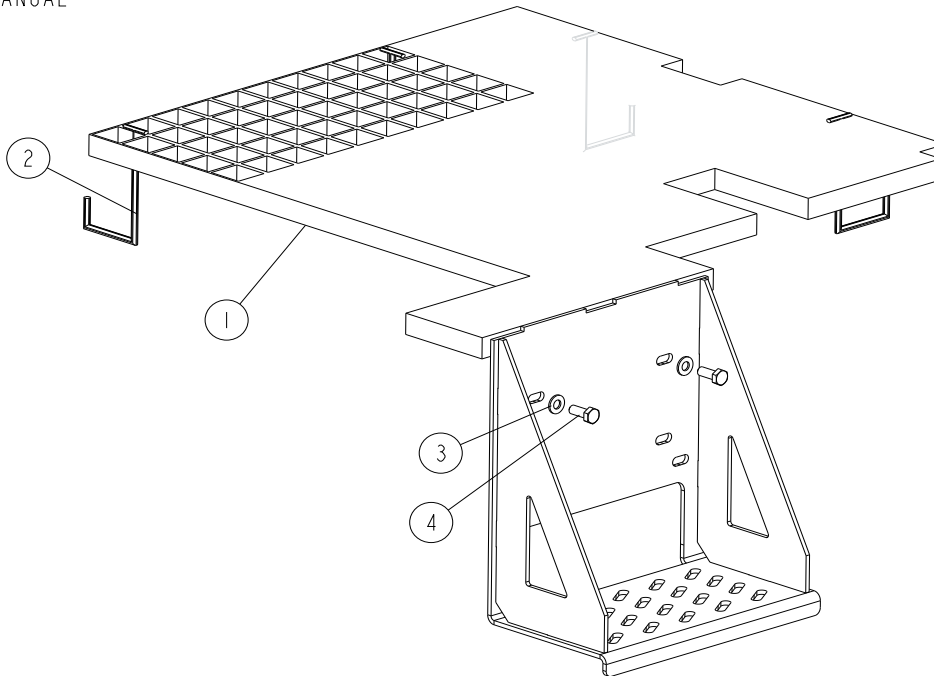
**BED FRAME ASSEMBLY**  
*Stationary Legs, "M" Super Frame*



REF	DESCRIPTION (◆ indicates parts available in assemblies only)	PART #	QTY	
6	LEG, FRONT STATIONARY ADJUSTABLE	550138	1	
7	FOOT, WIDE	550142-1	1	
8	WASHER, 10.5 FLAT ZINC	F81055-1	8	
9	WASHER, 20.5 SPLIT LOCK ZINC	F81059-1	2	
10	NUT, M20-8 HEX ZINC	F81037-1	2	
11	NUT, M10-8-B HEX NYLON ZINC LOCK	F81033-1	4	
12	BOLT, M10X40-8.8 HEX HEAD FULL THREAD ZI	F81003-16	4	

### 8.23 Inspection Platform (DC Sawmills Only)

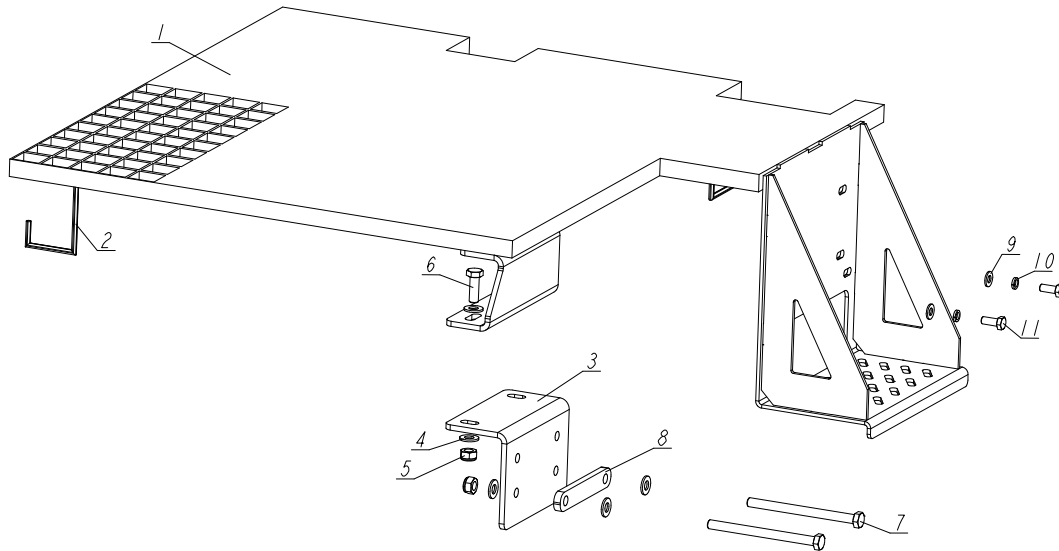
545646\_001  
545646\_MANUAL



REF	DESCRIPTION (◆ indicates parts available in assemblies only)	PART #	QTY
-	PLATFORM, "M" FRAME INSPECTION - COMPLETE	545646	1
1	PLATFORM, "M" FRAME INSPECTION	506046-1	1
2	BRACKET, HOOK	085682	4
3	WASHER, 8.4 FLAT ZINC	F81054-1	2
4	BOLT, M8X20 8.8 HEX HEAD FULL THREAD ZINC	F81002-4	2

**8.24 Inspection Platform (New M-type Frame, Mobile Sawmills)**

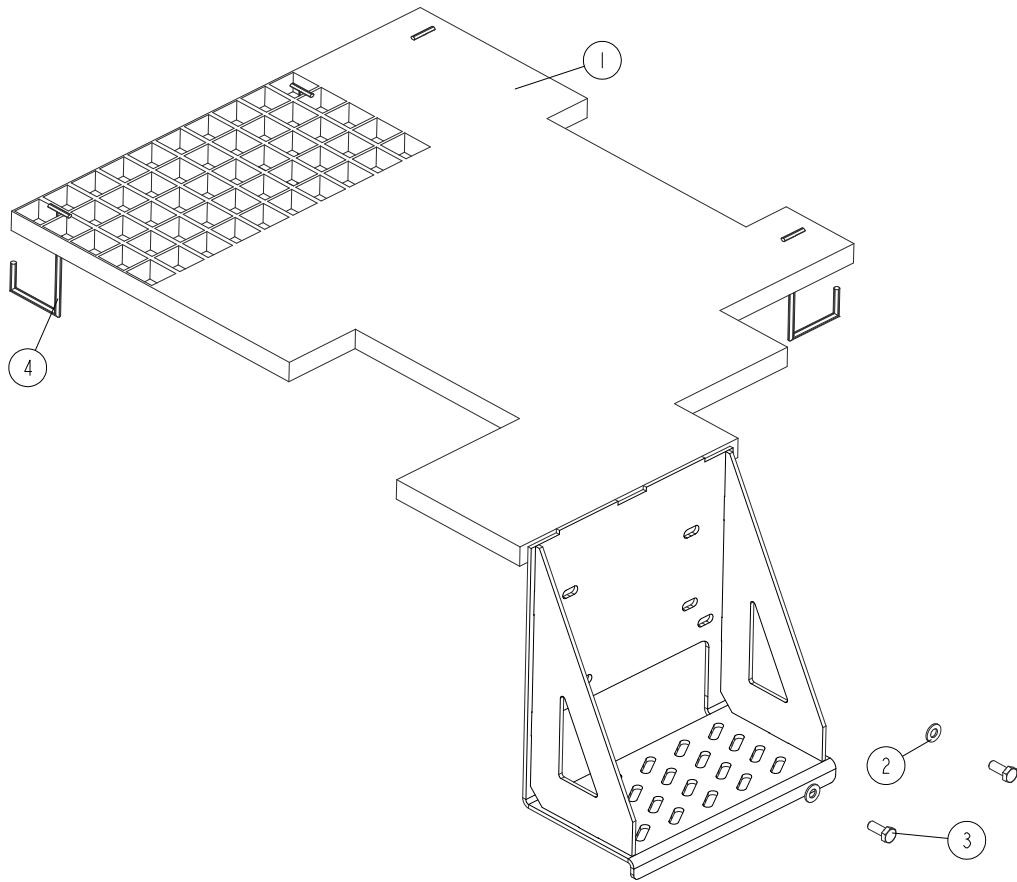
545567\_001  
545567\_MANUAL



REF	DESCRIPTION (◆ indicates parts available in assemblies only)	PART #	QTY
-	<b>PLATFORM, NEW M-TYPE FRAME INSPECTION - COMPLETE</b>	545567	1
1	PLATFORM, INSPECTION - PAINTED	545566-1	1
2	BRACKET, HOOK	085682	4
3	PLATE, MOUNTING ANGLE	555223-1	1
4	WASHER, 10.5 FLAT ZINC	F81055-1	8
5	NUT, M10-8-B HEX NYLON ZINC LOCK	F81033-1	4
6	BOLT, DIN933-M10X30-8.8-A2E HEX HEAD	F81003-111	2
7	BOLT, M10X130-8.8 FE/ZN5 PN-M/82105	F81003-170	2
8	WASHER	555221-1	1
9	WASHER, 8.4 FLAT ZINC	F81054-1	2
10	WASHER 8,2 SPLIT LOCK ZINC	F81054-4	2
11	BOLT, M8X20 8.8 HEX HEAD FULL THREAD ZIN	F81002-4	2

**8.25 Inspection Platform (M-type Frame Sawmills)**

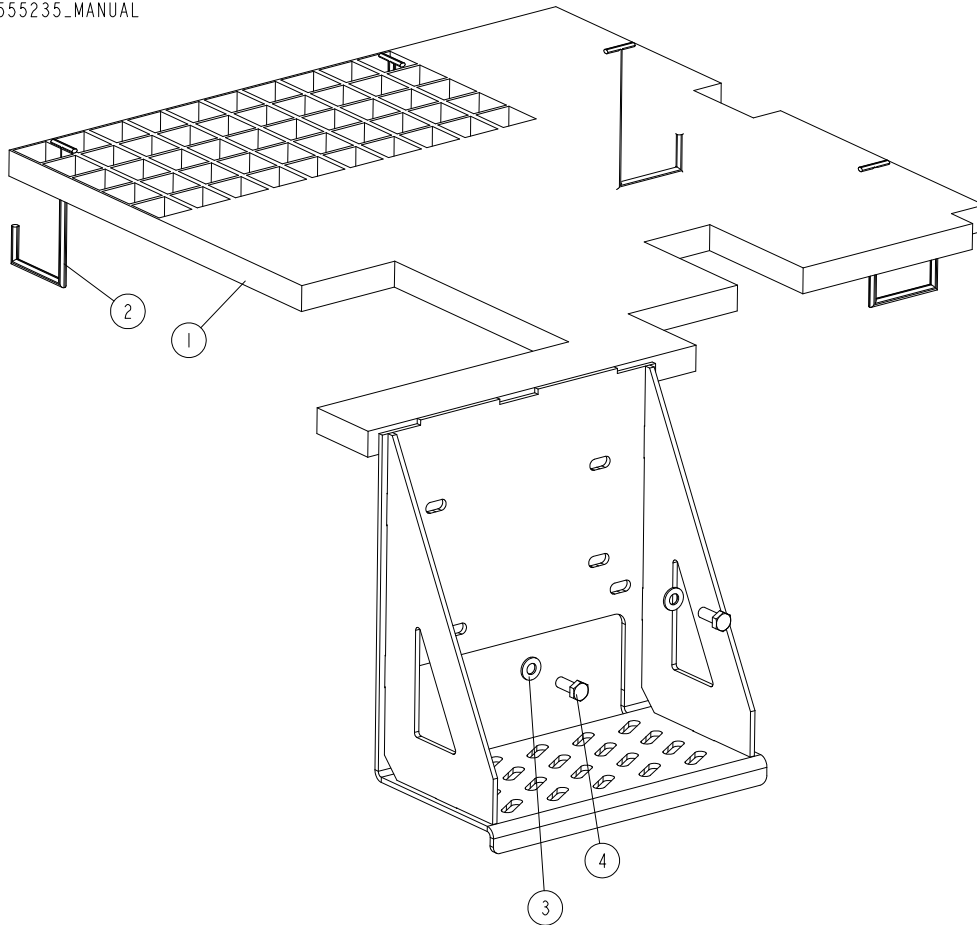
555244\_001  
555244\_MANUAL



REF	DESCRIPTION (◆ indicates parts available in assemblies only)	PART #	QTY	
-	<b>PLATFORM, M-TYPE FRAME INSPECTION 1</b>	555244	1	
1	PLATFORM, M-TYPE FRAME INSPECTION	555243-1	1	
2	WASHER, 8.4 FLAT ZINC	F81054-1	2	
3	BOLT, M8X20 8.8 HEX HEAD FULL THREAD ZIN	F81002-4	2	
4	BRACKET, HOOK	085682	4	

**8.26 Inspection Platform for the Old Type Frame (Optional)**

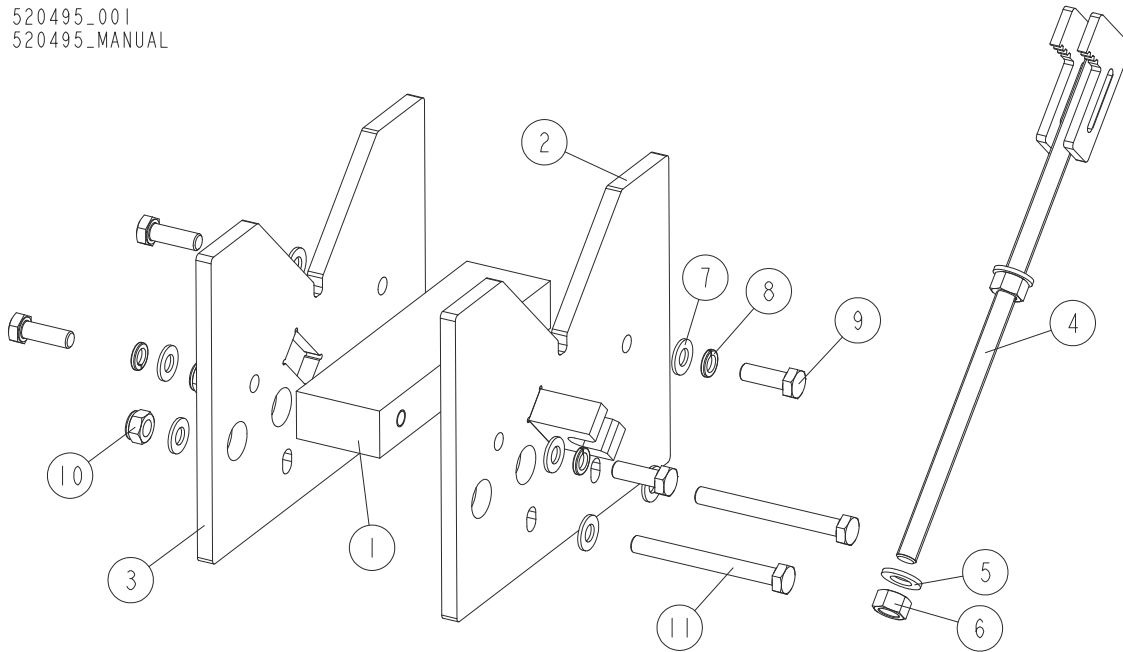
555235\_001  
555235\_MANUAL



REF	DESCRIPTION (◆ indicates parts available in assemblies only)	PART #	QTY
-	◆ PLATFORM, INSPECTION (FOR DRIVEN LOG LEVELLING ROLLER)	555235	1
1	PLATFORM, INSPECTION	555237-1	1
2	BRACKET, HOOK	085682	4
3	WASHER, 8.4 FLAT ZINC	F81054-1	2
4	BOLT, M8X20 8.8 HEX HEAD FULL THREAD ZINC	F81002-4	2

## 8.27 Octagonal Profile Sawing Tool (Option)

520495\_001  
 520495\_MANUAL

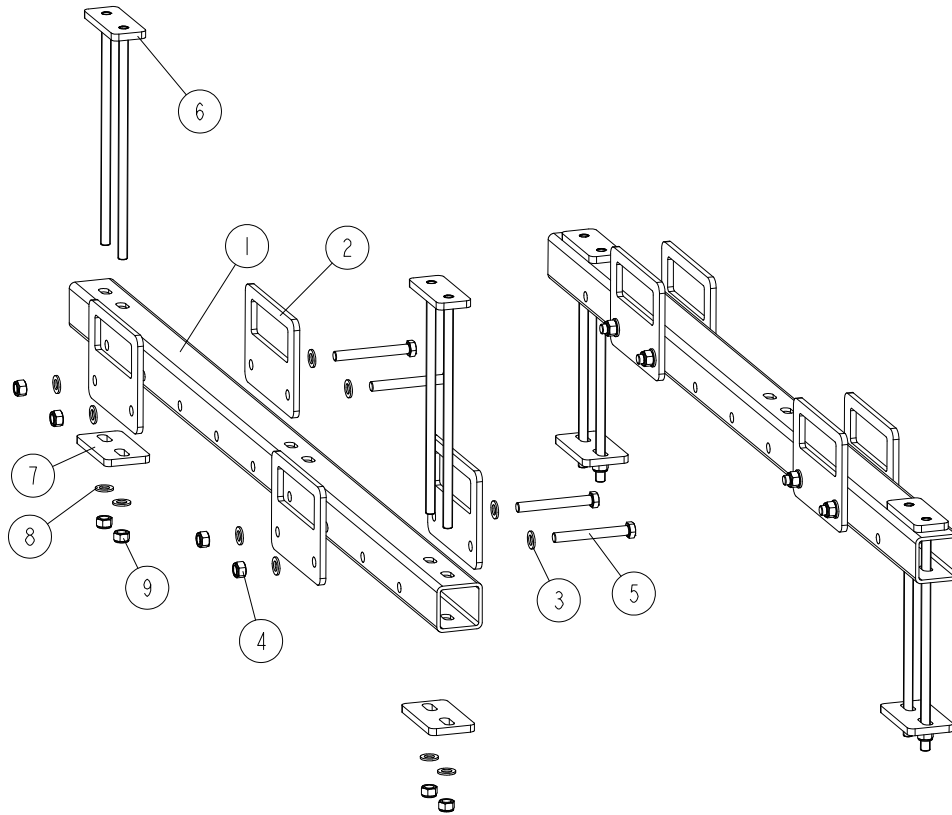


REF	DESCRIPTION (◆ indicates parts available in assemblies only)	PART #	QTY
-	<b>OCTAGONAL PROFILE SAWING TOOL</b>	520495	1
1	BAR, INSIDE	520490-1	1
2	PLATE, FRONT	520492-1	1
3	PLATE, MAIN	520489-1	1
4	ARM, CLAMP	520496-1	1
5	WASHER, 13 FLAT ZINC	F81056-1	2
6	NUT M12 ZC 8 DIN 934	F81034-1	2
7	WASHER, 10.5 FLAT ZINC	F81055-1	8
8	WASHER, Z 10.2 SPLIT LOCK ZINC	F81055-2	4
9	BOLT, M10X30-8.8 HEX HEAD FULL THREAD ZI	F81003-2	4
10	NUT, M10-8-B HEX NYLON ZINC LOCK	F81033-1	2
11	BOLT, M10X95-8.8-B HEX HEAD ZINC	F81003-71	2



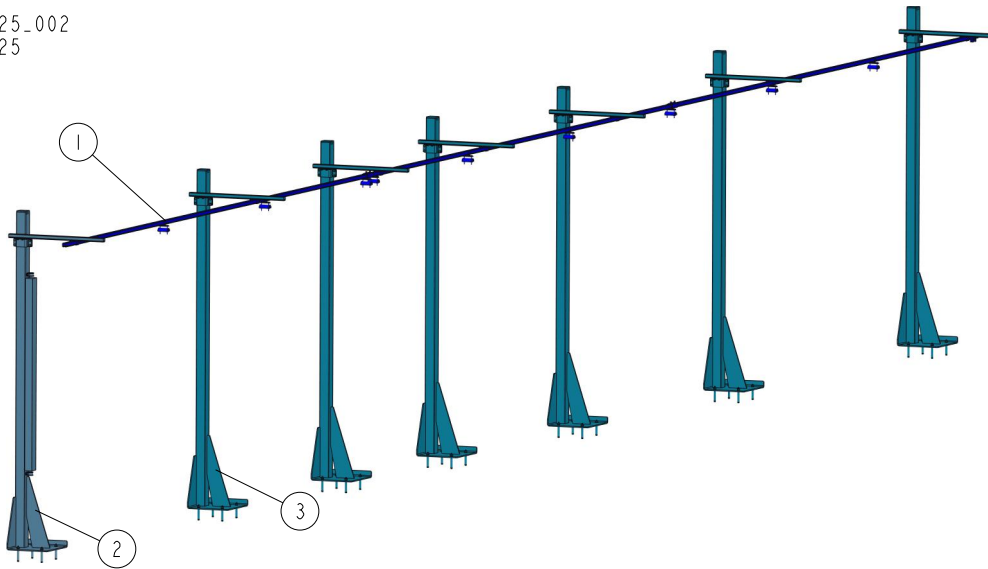
## 8.28 Sawmill Transport Bracket Assembly (Option)

578580\_001  
578580



REF	DESCRIPTION (◆ indicates parts available in assemblies only)	PART #	QTY
-	<b>TRANSPORT BRACKET ASSEMBLY, SAWMILLS</b>	578580	1
-	BRACKET, TRANSPORT	578566	2
1	TUBE, TRANSPORT	578567-1	1
2	PLATE, TRANSPORT BRACKET	578569-1	4
3	WASHER, 17 SPLIT LOCK ZINC	F81058-1	8
4	NUT, M16-8 HEX NYLON ZINC LOCK	F81036-2	4
5	BOLT, M16X130-8.8 HEX HEAD ZINC	F81006-35	4
-	CLAMP, FRAME	578572	2
6	PLATE	578577-1	1
7	PLATE, TRANSPORT BRACKET	578568-1	1
8	WASHER, 17 SPLIT LOCK ZINC	F81058-1	2
9	NUT, M16-8 HEX NYLON ZINC LOCK	F81036-2	2

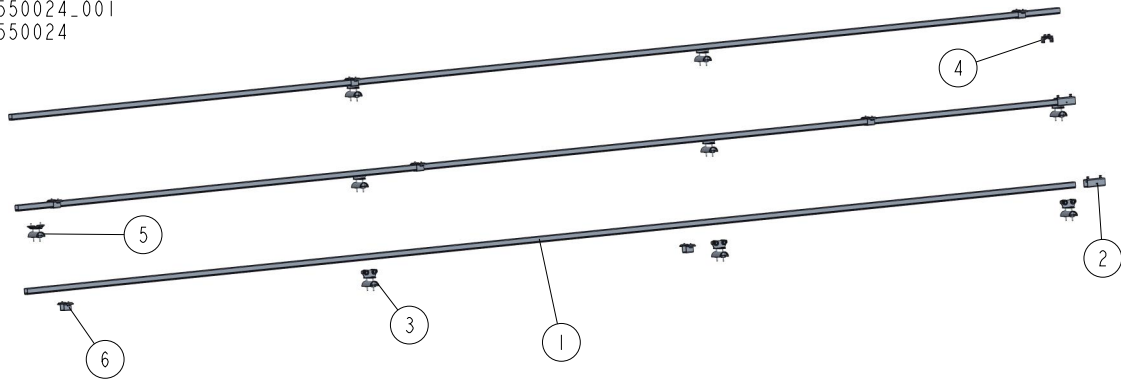
## 8.29 7-Post Remote Set 550025

550025\_002  
550025

REF	DESCRIPTION (◆ indicates parts available in assemblies only)	PART #	QTY	
-	REMOTE SET, 7-POST	550025	1	
1	RAIL, COMPLETE GUIDE - CUTTING LENGTH (10,5-15M) <a href="#">See Section 8.30</a>	550024	1	
2	POST, GUIDE RAIL SUPPORT - COMPLETE <a href="#">See Section 8.31</a>	520669	1	
3	POST, GUIDE RAIL SUPPORT - COMPLETE <a href="#">See Section 8.32</a>	518736	6	

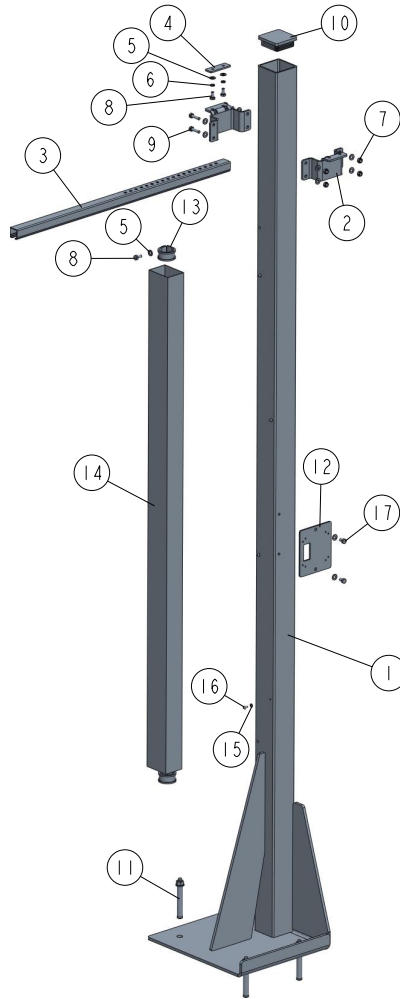
### 8.30 Guide Rail 550024

550024\_001  
550024



REF	DESCRIPTION (◆ indicates parts available in assemblies only)	PART #	QTY
-	RAIL, COMPLETE GUIDE - CUTTING LENGTH (10,5-15M)	550024	1
1	RAIL, 6 M C-PROFILE	518332	3
2	COUPLER, TRACK	518705	2
3	TROLLEY, CABLE MOVING	518333	8
4	STOP, END	518700	1
5	CLAMP, FLAT CABLE - END	518701	1
6	BRACKET, BOLT-ON	518702	7

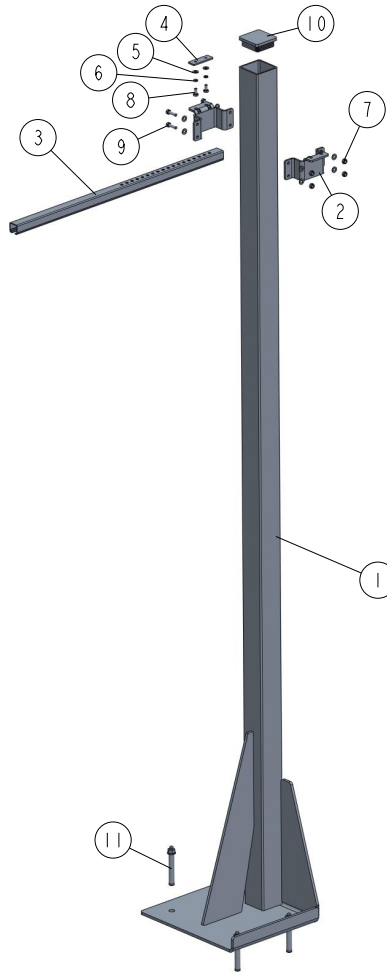
## 8.31 Guide Rail Support Post 520669

520669\_001  
520669

REF	DESCRIPTION (◆ indicates parts available in assemblies only)	PART #	QTY
-	POST, GUIDE RAIL SUPPORT - COMPLETE	520669	1
1	POST WELDMENT W/HOLES	520667-1	1
2	BRACKET, 80X80 TUBE WRAP	518725-1	2
3	ARM, RAIL BRACKET	518709	1
4	PLATE, ARM CLAMP	518885-1	1
5	WASHER, 8.4 FLAT ZINC	F81054-1	14
6	WASHER 8,2 SPLIT LOCK ZINC	F81054-4	2
7	NUT, M8-8-B HEX NYLON ZINC LOCK	F81032-2	4
8	BOLT, M8X16-8.8-B HEX HEAD FULL THREAD Z	F81002-20	4
9	BOLT, M8X30-5.8-B HEX HEAD FULL THREAD Z	F81002-2	4
10	CAP, HR FRAME	089644	1
11	PIN, LT 16X120	501877	4
12	PLATE, SOCKET MOUNT	517664-1	1
13	CLAMP, RSGU 1.42/20 W1 METAL & RUBBER	F81087-3	2
14	DUCT, CABLE	520670	1
15	WASHER, M5, FLAT ZINC	F81052-1	4
16	SCREW, M5X10-8.8 CROSS RECESSED PAN HEAD	F81000-13	4
17	BOLT, M8X12-8.8 HEX HEAD FULL THREAD ZIN	F81002-6	2

### 8.32 Guide Rail Support Post 518736

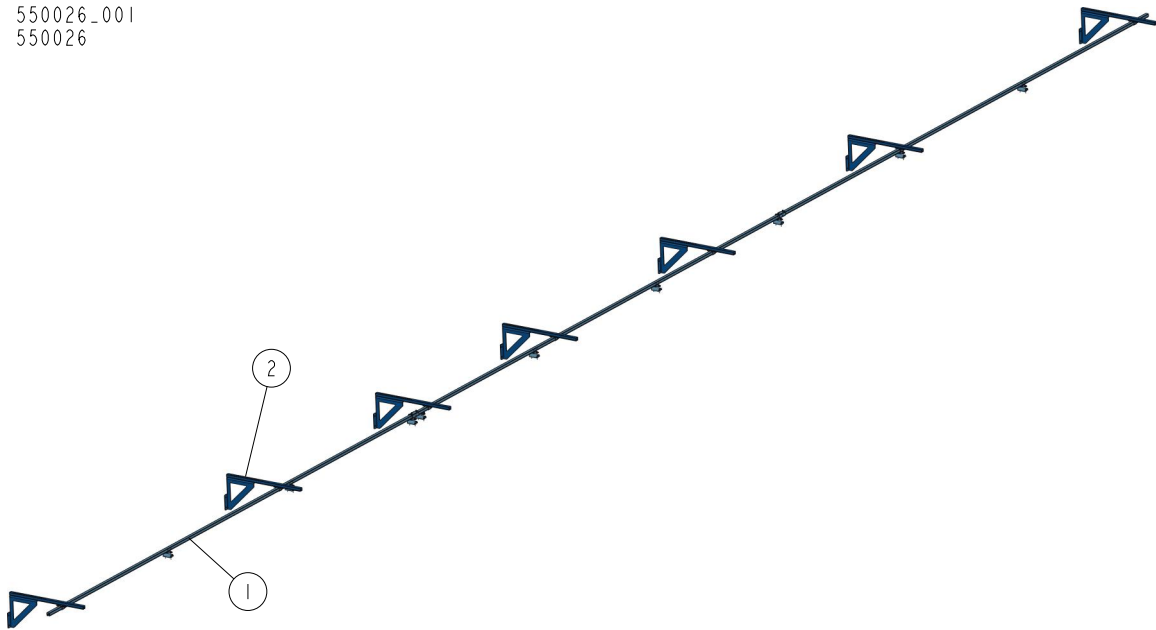
518736\_001  
518736



REF	DESCRIPTION (◆ indicates parts available in assemblies only)	PART #	QTY
-	<b>POST, GUIDE RAIL SUPPORT - COMPLETE</b>	518736	1
1	POST, GUIDE RAIL SUPPORT	518707-1	1
2	BRACKET, 80X80 TUBE WRAP	518725-1	2
3	ARM, RAIL BRACKET	518709	1
4	PLATE, ARM CLAMP	518885-1	1
5	WASHER, 8.4 FLAT ZINC	F81054-1	10
6	WASHER 8,2 SPLIT LOCK ZINC	F81054-4	2
7	NUT, M8-8-B HEX NYLON ZINC LOCK	F81032-2	4
8	BOLT, M8X16-8.8-B HEX HEAD FULL THREAD Z	F81002-20	2
9	BOLT, M8X30-5.8-B HEX HEAD FULL THREAD Z	F81002-2	4
10	CAP, HR FRAME	089644	1
11	PIN, LT 16X120	501877	4

## 8.33 Wall Mount Remote Set 550026

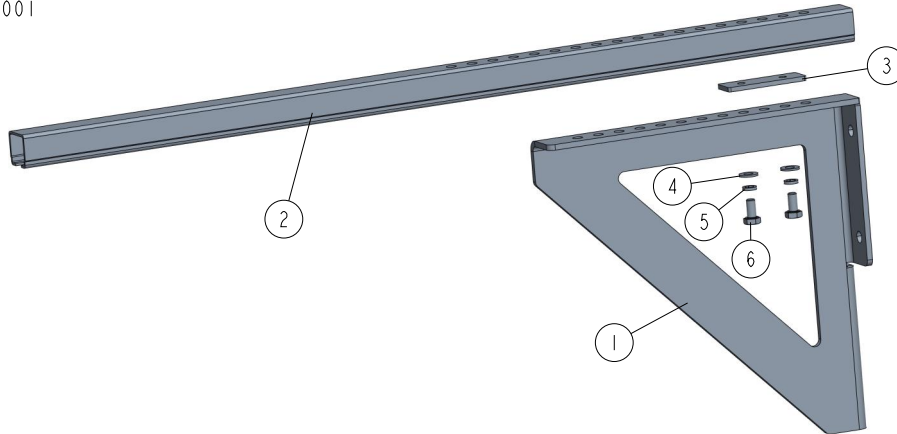
550026\_001  
550026



REF	DESCRIPTION (◆ indicates parts available in assemblies only)	PART #	QTY	
-	REMOTE SET, WALL MOUNT (CUTTING LENGTH OF 10,5-15 M)	550026	1	
1	RAIL, COMPLETE GUIDE - CUTTING LENGTH (10,5-15M) <a href="#">See Section 8.30</a>	550024	1	
2	BRACKET KIT, WALL MOUNT <a href="#">See Section 8.34</a>	518724	7	

### 8.34 Wall Mount Bracket Kit 518724

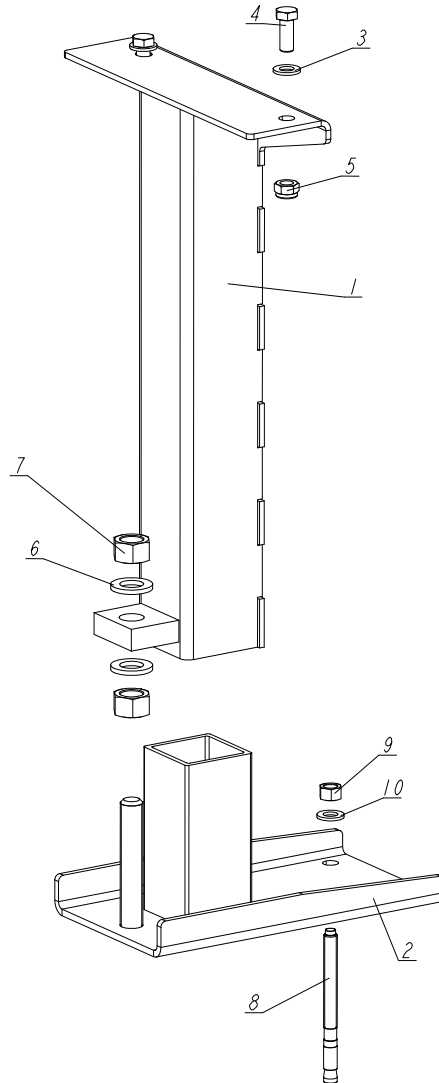
518724\_001  
518724



REF	DESCRIPTION (◆ indicates parts available in assemblies only)	PART #	QTY
-	BRACKET KIT, WALL MOUNT	518724	1
1	BRACKET, WALL MOUNT	518728-1	1
2	ARM, RAIL BRACKET	518709	1
3	PLATE, ARM CLAMP	518885-1	1
4	WASHER, 8.4 FLAT ZINC	F81054-1	2
5	WASHER 8,2 SPLIT LOCK ZINC	F81054-4	2
6	BOLT, M8X16-8.8-B HEX HEAD FULL THREAD Z	F81002-20	2

8.35 Leg, Middle Stationary Adjustable (Part No. 550126)

550126\_001  
550126\_MANUAL

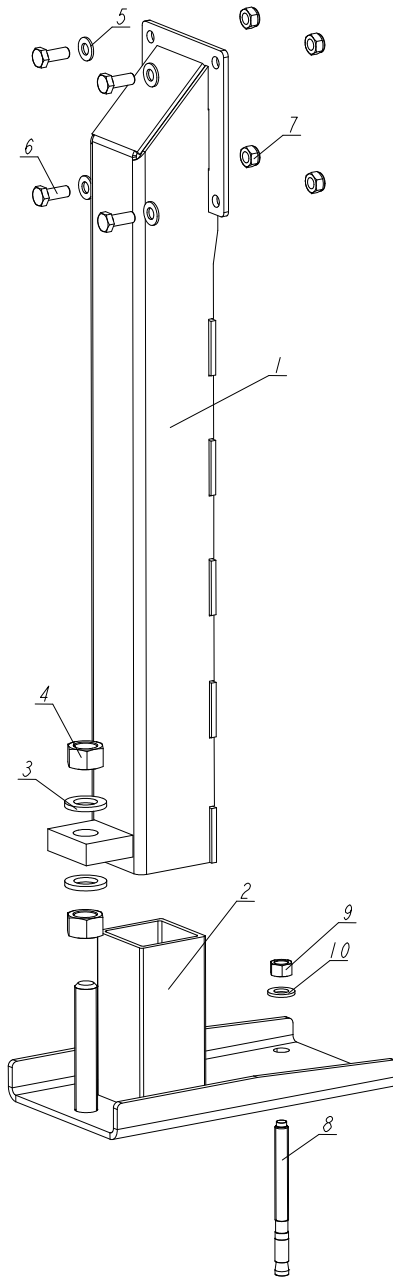


REF	DESCRIPTION (◆ indicates parts available in assemblies only)	PART #	QTY
-	<b>LEG, MIDDLE STATIONARY ADJUSTABLE</b>	550126	1
1	LEG, MIDDLE STATIONARY ADJUSTABLE	550127-1	1
2	FOOT, WIDE	501084-1	1
3	WASHER, 13 FLAT ZINC	F81056-1	2
4	BOLT, M12X30 8.8 HEX HEAD FULL THREAD ZI	F81004-22	2
5	NUT, M12 8 HEX NYLON ZINC LOCK	F81034-2	2
6	WASHER, 21 FLAT ZINC	F81059-2	2
7	NUT, M20-8 HEX ZINC	F81037-1	2
-	ANCHOR, M12X140MM KMC EXPRES	084529	1
8	ANCHOR, M12X140MM KMC EXPRES	084529	1
9	NUT M12 ZC 8 DIN 934	F81034-1	1
10	WASHER, 13 FLAT ZINC	F81056-1	1



8.36 Leg, Left Stationary Adjustable (Part No. 550130)

550130\_001  
550130\_MANUAL



REF	DESCRIPTION (◆ indicates parts available in assemblies only)	PART #	QTY
-	<b>LEG, LEFT STATIONARY ADJUSTABLE</b>	550130	1
1	LEG, LEFT STATIONARY ADJUSTABLE	550131-1	1
2	FOOT, WIDE	501084-1	1
3	WASHER, 21 FLAT ZINC	F81059-2	2
4	NUT, M20-8 HEX ZINC	F81037-1	2
5	WASHER, 10.5 FLAT ZINC	F81055-1	4
6	BOLT, M10X25 8.8 HEX HEAD FULL THREAD ZI	F81003-11	4
7	NUT, M10-8-B HEX NYLON ZINC LOCK	F81033-1	4
-	ANCHOR, M12X140MM KMC EXPRES	084529	1



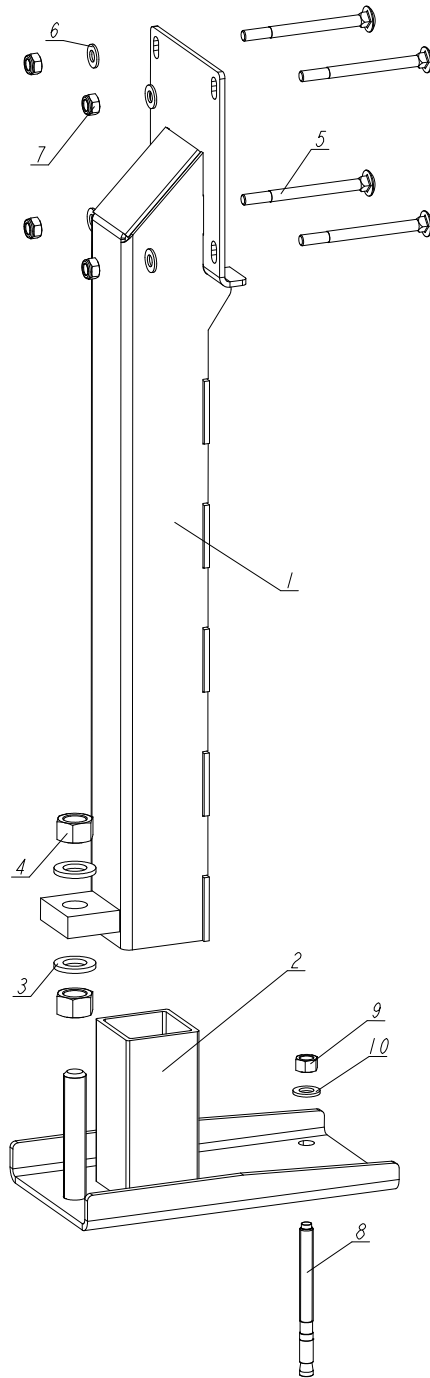
**Leg, Left Stationary Adjustable (Part No. 550130)**

---

REF	DESCRIPTION (◆ indicates parts available in assemblies only)	PART #	QTY	
8	ANCHOR, M12X140MM KMC EXPRES	084529	1	
9	NUT M12 ZC 8 DIN 934	F81034-1	1	
10	WASHER, 13 FLAT ZINC	F81056-1	1	

8.37 Leg, Main Tube High (Part No. 550134)

550134\_001  
550134\_MANUAL

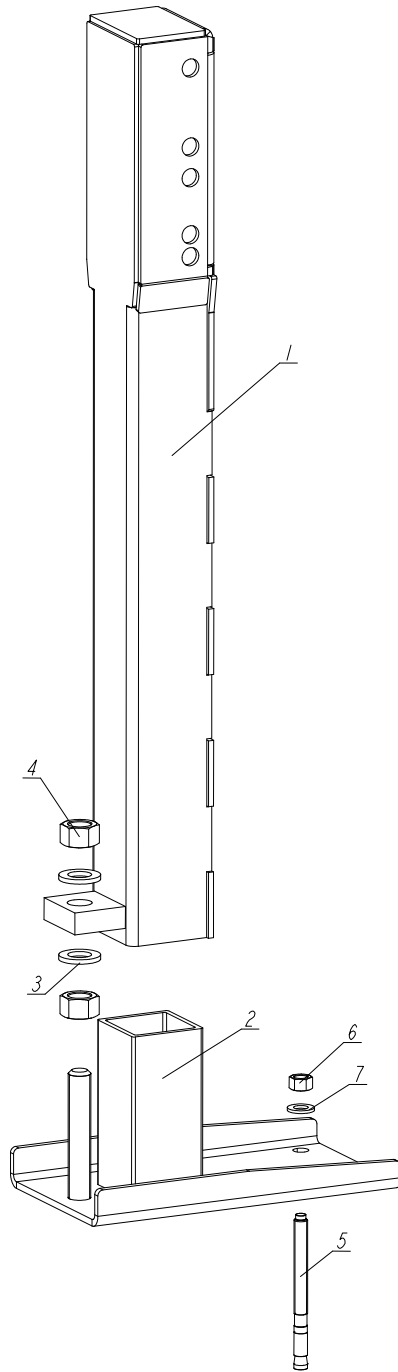


REF	DESCRIPTION (◆ indicates parts available in assemblies only)	PART #	QTY
-	<b>LEG, MAIN TUBE HIGH</b>	550134	1
1	LEG, MAIN TUBE HIGH	550135-1	1
2	FOOT, WIDE	501084-1	1
3	WASHER, 21 FLAT ZINC	F81059-2	2
4	NUT, M20-8 HEX ZINC	F81037-1	2
5	BOLT, M10X120 8.8 CARRIAGE ZINC	F81003-33	4

REF	DESCRIPTION (◆ indicates parts available in assemblies only)	PART #	QTY	
6	WASHER, 10.5 FLAT ZINC	F81055-1	4	
7	NUT, M10-8-B HEX NYLON ZINC LOCK	F81033-1	4	
-	ANCHOR, M12X140MM KMC EXPRES	084529	1	
8	ANCHOR, M12X140MM KMC EXPRES	084529	1	
9	NUT M12 ZC 8 DIN 934	F81034-1	1	
10	WASHER, 13 FLAT ZINC	F81056-1	1	

8.38 Leg, Front Stationary Adjustable (Part No. 550138)

550138\_001  
550138\_MANUAL



REF	DESCRIPTION (◆ indicates parts available in assemblies only)	PART #	QTY
-	<b>LEG, FRONT STATIONARY ADJUSTABLE</b>	550138	1
1	LEG, FRONT STATIONARY ADJUSTABLE	550139-1	1
2	FOOT, WIDE	501084-1	1
3	WASHER, 21 FLAT ZINC	F81059-2	2
4	NUT, M20-8 HEX ZINC	F81037-1	2
-	ANCHOR, M12X140MM KMC EXPRES	084529	1

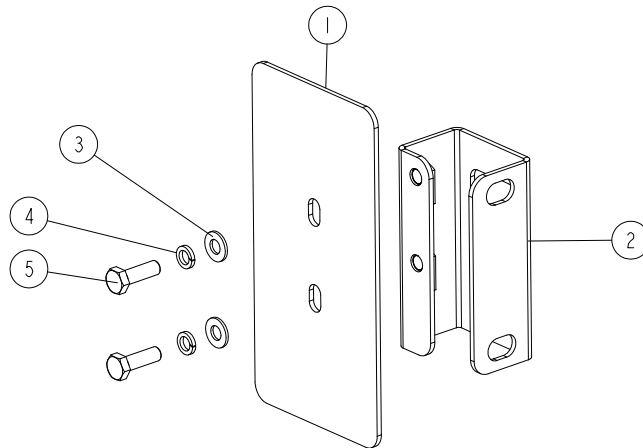


*Leg, Front Stationary Adjustable (Part No. 550138)*

---

REF	DESCRIPTION (◆ indicates parts available in assemblies only)	PART #	QTY	
5	ANCHOR, M12X140MM KMC EXPRES	084529	1	
6	NUT M12 ZC 8 DIN 934	F81034-1	1	
7	WASHER, 13 FLAT ZINC	F81056-1	1	


## 8.39 Main Tube Cover Assembly (Part No. 093052)

093052\_001  
093052\_MANUAL

REF	DESCRIPTION (◆ indicates parts available in assemblies only)	PART #	QTY	
-	<b>COVER ASSEMBLY, MAIN TUBE</b>	093052	1	
1	PLATE, 201X101.6X3 COVER	015023-1	1	
2	BRACKET WELDMENT, REAR TUBE COVER	087105-1	1	
3	WASHER, 8.4 FLAT ZINC	F81054-1	2	
4	WASHER 8,2 SPLIT LOCK ZINC	F81054-4	2	
5	BOLT, M8X25-8.8-B HEX HEAD FULL THREAD ZINC	F81002-5	2	

## SECTION 9 HYDRAULIC SYSTEM

### 9.1 Hydraulic Hoses, LT40/70M Super



Part	Color Code	LENGTH "A" [m]	Application	Wood-Mizer Part No.
			<b>I Section (from filter) according to designations from right to left</b>	
<b>A1</b>	White	3.5	3/8" 2-Plane Clamp, In/Out	097614
<b>B1</b>	Orange	3.5	3/8" 2-Plane Clamp, In/Out	097615
<b>A2</b>	Pink	3.6	3/8" Raising the turner and side supports	097622
<b>B2</b>	Plain	3.6	3/8" Raising the turner and side supports	097622
<b>A3</b>	Red	5.6	1/4" III Clamp (Middle), Up/Down	097545
<b>B3</b>	Blue	5.6	1/4" III Clamp (Middle), Up/Down	097545
<b>A4</b>	Silver	4.9	1/4" I Toe Board	097620
<b>B4</b>	Brown	4.9	1/4" I Toe Board	097620
<b>A5</b>	Black	3.3	3/8" Chain Turner Hydraulic Motor	087793
<b>B5</b>	Brown	3.3	3/8" Chain Turner Hydraulic Motor	087793
<b>A6</b>	Orange	5.0	1/4" III Clamp (Middle), In/Out	097545
<b>B6</b>	White	5.0	1/4" III Clamp (Middle), In/Out	097545
<b>A7</b>	Red	1.8	3/8" Log Loader	097623
<b>B7</b>	Blue	1.8	3/8" Log Loader	097623
			<b>II Section according to designations from right to left</b>	
<b>A1</b>	Purple	4.8	1/4" I Toe Board Drive	097621
<b>B1</b>	Purple	4.8	1/4" I Toe Board Drive	097621
<b>A2</b>	Black	2.0	1/4" II Toe Board	097617
<b>B2</b>	Purple	2.0	1/4" II Toe Board	097617
<b>A3</b>	Red	6.2	1/4" I Clamp, Up/Down	097616
<b>B3</b>	Blue	6.2	1/4" I Clamp, Up/Down	097616
<b>A4</b>	Orange	5.5	1/4" I Clamp, In/Out	097616
<b>B4</b>	White	5.5	1/4" I Clamp, In/Out	097616
<b>A5</b>	Yellow	4.4	1/4" 2-Plane Clamp, Up/Down	097613
<b>B5</b>	Green	4.4	1/4" 2-Plane Clamp, Up/Down	097613
<b>A6</b>	Red	1.0	1/4" II Clamp, Up/Down	097618
<b>B6</b>	Blue	1.0	1/4" II Clamp, Up/Down	097618

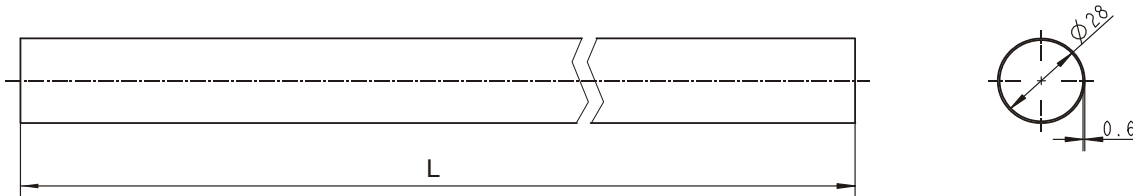
**TABLE 9-1**



<b>A7</b>	Orange	2.0	1/4" II Clamp, In/Out	097617
<b>B7</b>	White	2.0	1/4" II Clamp, In/Out	097617
	Green	2.1	3/8" tee connector to log loader cylinder	097624
	Yellow	2.2	3/8" tee connector to log loader cylinder	097624
	Green	0.8	3/8" tee connector to log loader cylinder	097625
	Yellow	0.95	3/8" tee connector to log loader cylinder	097625
		0.65	3/8" turner hose	094597
		0.65	3/8" turner hose	094597
		0.75	3/8" left side support hose	094596
		1.0	3/8" right side support hose	094593
		1.0	3/8" right side support hose	094593
		1.2	3/8" cylinder instrumentation	097625

**TABLE 9-1**

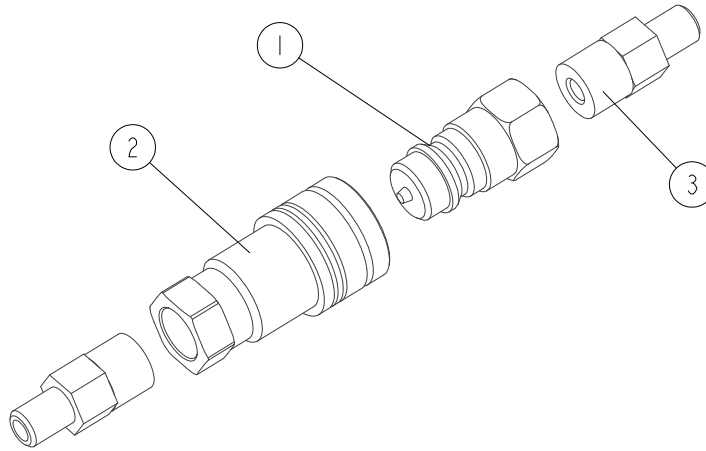
**Protective Conduits, LT40/70M Super Hydraulic Hoses**



REF	DESCRIPTION (◆ indicates parts available in assemblies only)	PART #	QTY
0,85	PROTECTIVE CONDUIT, HYDRAULIC MOTOR HOSE	100127	2
1,00	PROTECTIVE CONDUIT, SIDE SUPPORT HOSE	100128	4
0,70	PROTECTIVE CONDUIT, LOG TURNER HOSE	099761	3
0,45	PROTECTIVE CONDUIT, IN/OUT CYLINDER HOSE - TOP	099763	1

**9.2 Quick Disconnect Fittings for 1/4" Hoses (LT70M Super, Option)**

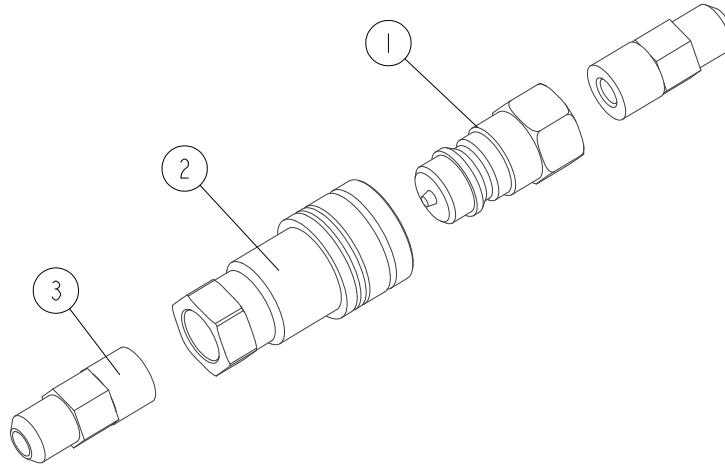
524288\_001  
524288\_MANUAL



REF	DESCRIPTION (◆ indicates parts available in assemblies only)	PART #	QTY
-	FITTING KIT, 1/4" HOSE QUICK DISCONNECT	524288	1
1	FITTING, 3/8" INT. THREAD BSP MALE QUICK DISCONNECT	504966	1
2	FITTING, 3/8" INT. THREAD BSP FEMALE QUICK DISCONNECT	504965	1
3	FITTING, Z7/16" UNF JIC-Z3/8" BSPP STRAIGHT	505747	2

9.3 Quick Disconnect Fittings for 3/8" Hoses (LT70M Super, Option)

524289\_001  
524289\_MANUAL



REF	DESCRIPTION (◆ indicates parts available in assemblies only)	PART #	QTY
-	FITTING KIT, 3/8" HOSE QUICK DISCONNECT	524289	1
1	FITTING, 3/8" INT. THREAD BSP MALE QUICK DISCONNECT	504966	1
2	FITTING, 3/8" INT. THREAD BSP FEMALE QUICK DISCONNECT	504965	1
3	FITTING, 9/16" JIC/ 3/8"BSP STRAIGHT	091842	2

REF	DESCRIPTION (u indicates parts available in assemblies only)	PART #	QTY
-	BOX, LT40/70 AC 14-SECTION HYDRAULIC CON	541024	1
1	BOX WELDMENT, HYDRAULIC CONTROL	505946-1	1
2	BRACKET, AC HYDRAULIC BOX - COMPLETE	086518-1	1
3	PANEL, AC HYDRAULIC BOX FRONT	086484-1	1
4	GUARD, RUBBER HYDRAULIC VALVE 10-SECTION	091739	1
5	PLATE, 10-SECTION VALVE PAINTED	091826-1	1
6	VALVE, 7-SECTION AC HYDRAULIC	510560	2
7	GUARD, RUBBER VALVE DOUBLE	015079	1
8	PLATE FOR DECALS	505949-1	1
9	WASHER, 10.5 ZC DIN 126 ISO 7091	F81055-1	27
10	BOLT, M10X25-8.8-FE/ZN5	F81003-11	4
11	NUT, M10-8-B HEX NYLON ZINC LOCK	F81033-1	12
12	WASHER, 8.4 EXTERIOR STAR LOCK ZINC	F81054-3	4
13	BOLT, M8X20 8.8 HEX HEAD FULL THREAD ZIN	F81002-4	4
14	BOLT, M10X16-8.8 HEX HEAD FULL THREAD ZI	F81003-13	3
15	BOLT, M10X35-8.8 HEX HEAD FULL THREAD ZI	F81003-17	2
16	GROMET, WIRE	P04137	1
17	COVER, 80 MM RUBBER	089293	4
18	BRACKET, OIL FILTER	550029-1	2
19	WASHER, 6.4 FLAT ZINC	F81053-1	8
20	NUT, M6-8-B HEX NYLON ZINC LOCK	F81031-2	4



# HYDRAULIC SYSTEM

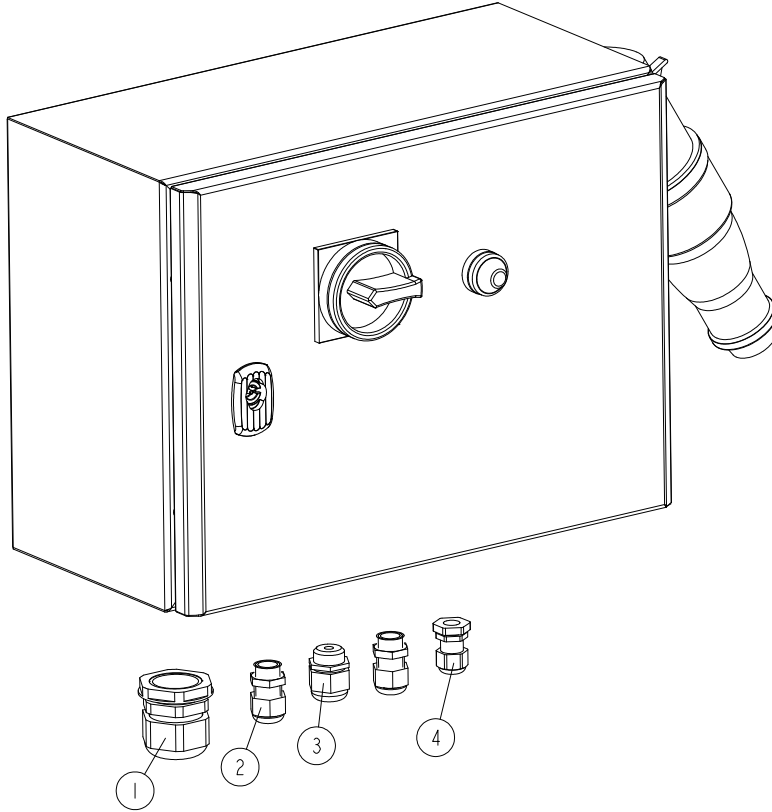
Quick Disconnect Fittings for 3/8" Hoses (LT70M Super, Option)

REF	DESCRIPTION (u indicates parts available in assemblies only)	PART #	QTY
21	BOLT, M6X20-8.8 HEX HEAD FULL THREAD ZIN	F81001-2	4
22	MANIFOLD, W/FILTER	P22683	2
23	FITTING, 1/2NPT-3/8 BARB ELBOW	P12707	4
24	BOLT, 1/4-20X1/2 HEX HEAD	F05005-15	4
25	FITTING, #6 SAE 3/8"JIC ELBOW	P12704	1
26	FITTING, 6SAE MALE-1/4NPT FEMALE	014686	4
27	FITTING, 1/4NPT-3/8 BARB	014685	2
28	PUMP, AC.5.5KW 18.5L/MIN HYDRAULIC W/MOT	517840	2
29	FITTING, 3/8NPT-3/8 BARB ELBOW	P12708	2
30	FITTING, 1/4NPT BRANCH TEE	015486	2
31	PLUG, 1/4-18 NPT BLANK	096221	1
32	FITTING, 3/8JIC-1/4NPT 90L	015491	2
33	FITTING, 3/8 BARB TEE	015485	2
34	BOLT, M10X30-8.8 HEX HEAD FULL THREAD ZI	F81003-2	8
35	COVER, HYDRAULIC BOX TOP	505948-1	1
36	BOLT, M10X20-5.8 HEX HEAD FULL THREAD ZI	F81003-1	2
37	MICROSWITCH, HYDRAULIC VALVE	014765	1
38	CAP, SR1086 22.2 HOLE	093544	2
39	FITTING, #6SAE 45 DEG. ELBOW	015489	3
40	CLAMP, 11/16 WORM	061807	14
41	PLUG KIT FOR 500508	505060	1
42	BOX, HYDRAULIC AC 5.5KW- 2 PUMPS	532190-M	1
-	LEG, LEFT ADJUSTABLE STATIONARY	501639	4
43	LEG, ADJUSTABLE	507715-1	1
44	FOOT	586948-1	1
45	WASHER, 21 FLAT ZINC	F81059-2	2
46	NUT, M20-8- HEX ZINC	F81037-1	2
47	WASHER, 10.5 ZC DIN 126 ISO 7091	F81055-1	4
48	BOLT, M10X25-8.8-FE/ZN5	F81003-11	4
49	NUT, M10-8-B HEX NYLON ZINC LOCK	F81033-1	4
50	PLATE, HYDRAULIC HOSE COVER - COMPLETE	504261-1	1
51	WASHER, 8.4 FLAT ZINC	F81054-1	8
52	NUT, M8 8 HEX NYLON ZINC LOCK	F81032-2	4
53	BOLT, M8X20-8.8 HEX HEAD FULL THREAD ZIN	F81002-1	4
54	CONTACT ASSEMBLY, AC NEGATIVE	086624	1
55	CONTACT ASSEMBLY, AC POSITIVE	086625	1
56	HOSE, 2T 3/8X0.533 W9/16UNF-W9/16UNF HYD	087775	1
57	HOSE, 2T3/8X1.100 W9/16UNF-W9/16UNF HYDR	093153	1
58	HOSE, 2T 3/8X0.533 W9/16UNF-W9/16UNF HYD	094782	1
59	H22	505338	1
60	PLATE, RUBBER COVER MOUNT	540994-1	1
61	FITTING, 3/8 O-RING-3/8JIC	014687	4
62	FITTING, #4SAE-#6SAE 45 DEG. ELBOW	015488	6
63	FITTING, 1/4JIC-3/8 O-RING	P26284	10
64	FITTING, 8SAE-3/8JIC	P12703	4
65	COVER, RUBBER (7 SECTIONS)	510566	1
66	PLATE, RUBBER COVER MOUNT	510567-1	1

REF	DESCRIPTION (u indicates parts available in assemblies only)	PART #	QTY	
67	BOLT, #10-24X1/2 SELF TAPPING	F05015-7	20	

**9.4 Hydraulic Electric Box, AC**

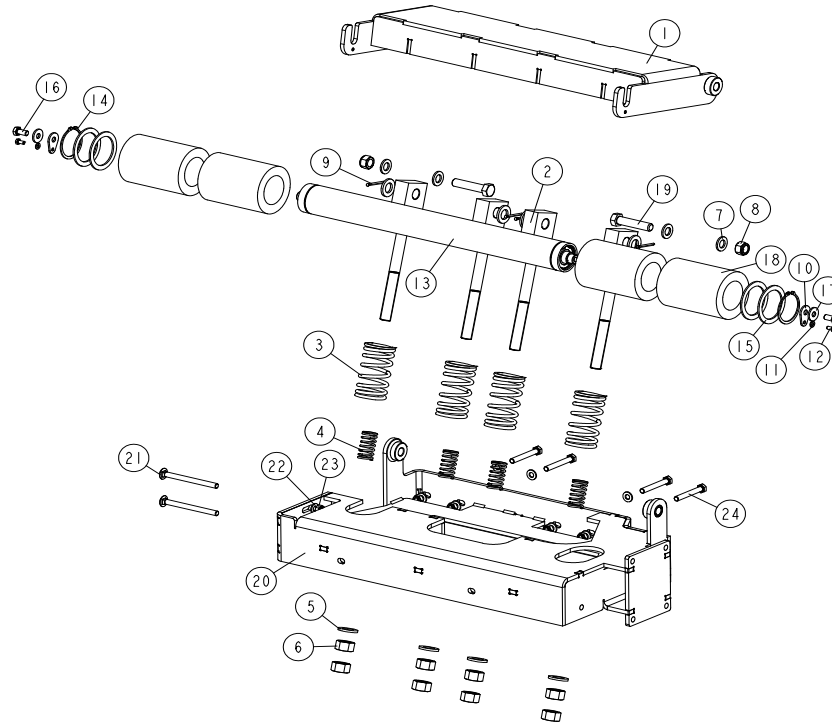
557003-RC\_001  
557003-RC



REF	DESCRIPTION (◆ indicates parts available in assemblies only)	PART #	QTY
-	<b>BOX, AC ELECTRICAL</b>	557003-RC	1
1	GLAND, PG29 CABLE	F81096-1	1
2	GLAND, DW11/H CABLE	085388	2
3	GLAND, DP 13/H CABLE	F81096-4	1
4	GLAND, DP9/H CABLE	F81096-2	1

### 9.5 Shock Absorber Assembly - Option for Sawmills Equipped with Hydraulics

550191\_001  
550191\_MANUAL



REF	DESCRIPTION (◆ indicates parts available in assemblies only)	PART #	QTY
-	<b>SHOCK ABSORBER, SHORT</b>	550191	1
-	SHORT ROLLER, SHOCK ABSORBER	550192	1
1	ROLLER PLATE, SHOCK ABSORBER	550189-1	1
2	ROD WELDMENT, BUMPER SPRING	510818-1	4
3	SPRING, 110X46X6.5 CUSHION	510815	4
4	SPRING, 60X23X3	088992	4
5	WASHER, 21 FLAT ZINC	F81059-2	8
6	NUT, M20-8 HEX ZINC	F81037-1	8
7	WASHER, 17 SPLIT LOCK ZINC	F81058-1	4
8	NUT, M16-8 HEX NYLON ZINC LOCK	F81036-2	2
9	PIN, S-ZN-4X45 COTTER	F81043-22	4
10	WASHER, WM4000 ROLLER MOUNTING	510874-1	2
11	WASHER, 6.4 FLAT ZINC	F81053-1	2
12	BOLT, M6X12-8.8 HEX HEAD FULL THREAD ZINC	F81001-7	2
-	ROLLER W/RUBBER BUSHING	527048	1
13	ROLLER, FRAME M/S	527044-1	1
14	RING, Z60 OUTSIDE RETAINING	F81090-62	2
15	RING, 61/80X3 SPACER	515895	4
16	BOLT, M10X20-5.8 HEX HEAD FULL THREAD ZINC	F81003-1	2
17	WASHER, 10.5 SPECIAL FLAT ZINC	F81055-6	2



## HYDRAULIC SYSTEM

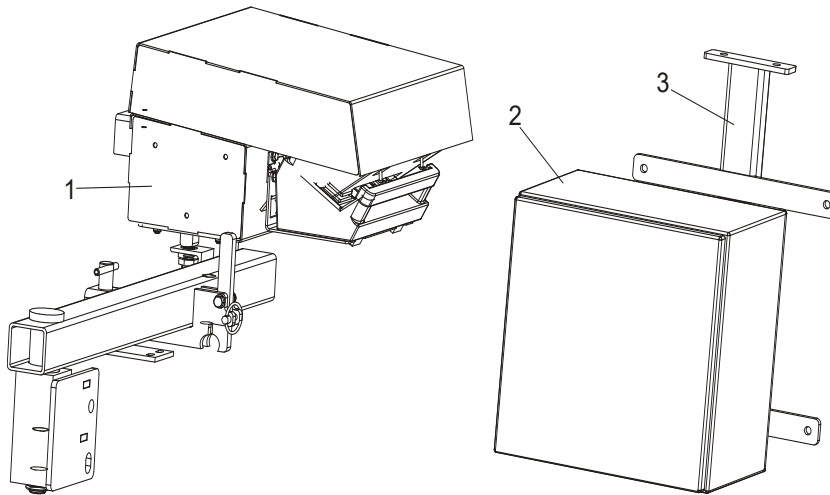
### *Shock Absorber Assembly - Option for Sawmills Equipped with Hydraulics*

---

REF	DESCRIPTION (◆ indicates parts available in assemblies only)	PART #	QTY	
18	ROLLER, RUBBER	517493	4	
19	BOLT, M1 6X75-8.B-B HEX HEAD FULL THREAD	F81006-10	2	
20	FRAME, SHORT TABLE	550187-1	1	
21	BOLT, M10X125 8.8 CARRIAGE ZINC	F81003-34	2	
22	WASHER, 10.5 FLAT ZINC	F81055-1	10	
23	NUT, M10-8-B HEX NYLON ZINC LOCK	F81033-1	6	
24	BOLT, M10X75-8.8 HEX HEAD ZINC	F81003-15	4	



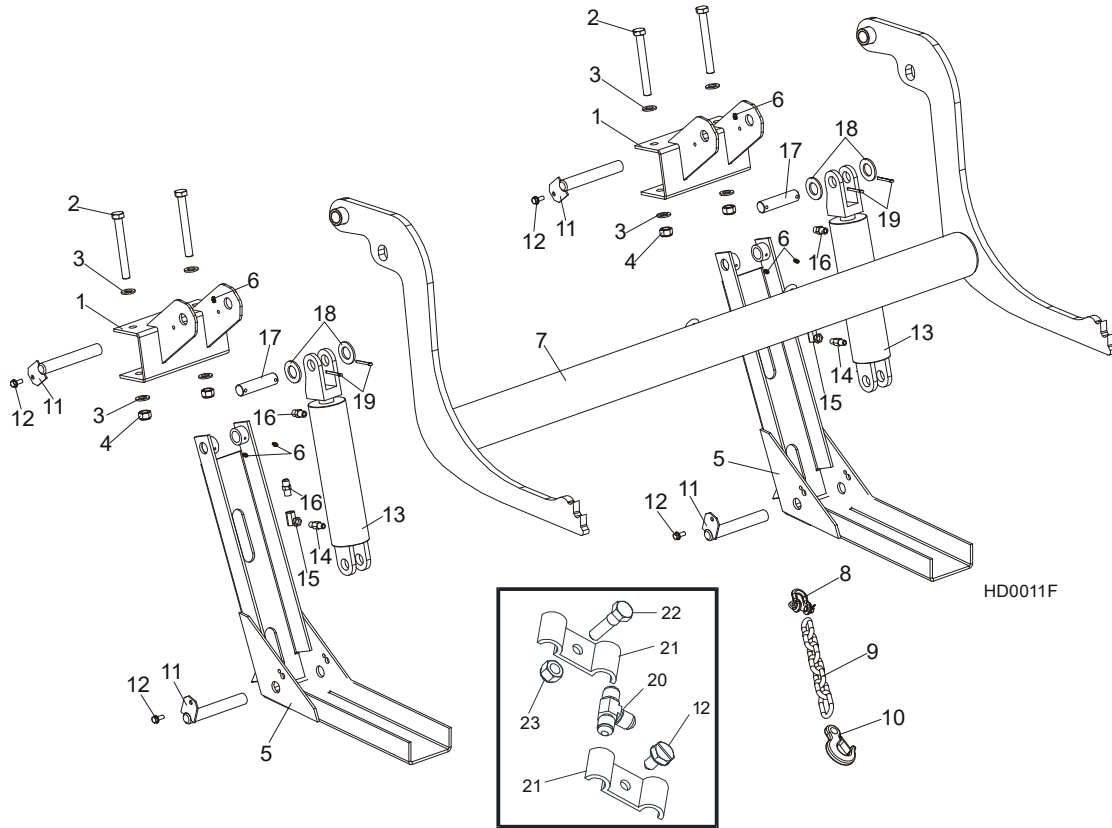
## 9.6 Wireless Control Assembly (Option)



70\_007a

REF	DESCRIPTION (◆ indicates parts available in assemblies only)	PART #	QTY	
1	BOX ASSEMBLY, LT70M SUPER HYDRAULIC CONTROL	096999	1	
2	ELECTRIC BOX, WIRELESS CONTROL	096989	1	
3	BRACKET, WIRELESS CONTROL ELECTRIC BOX	096930-1	1	

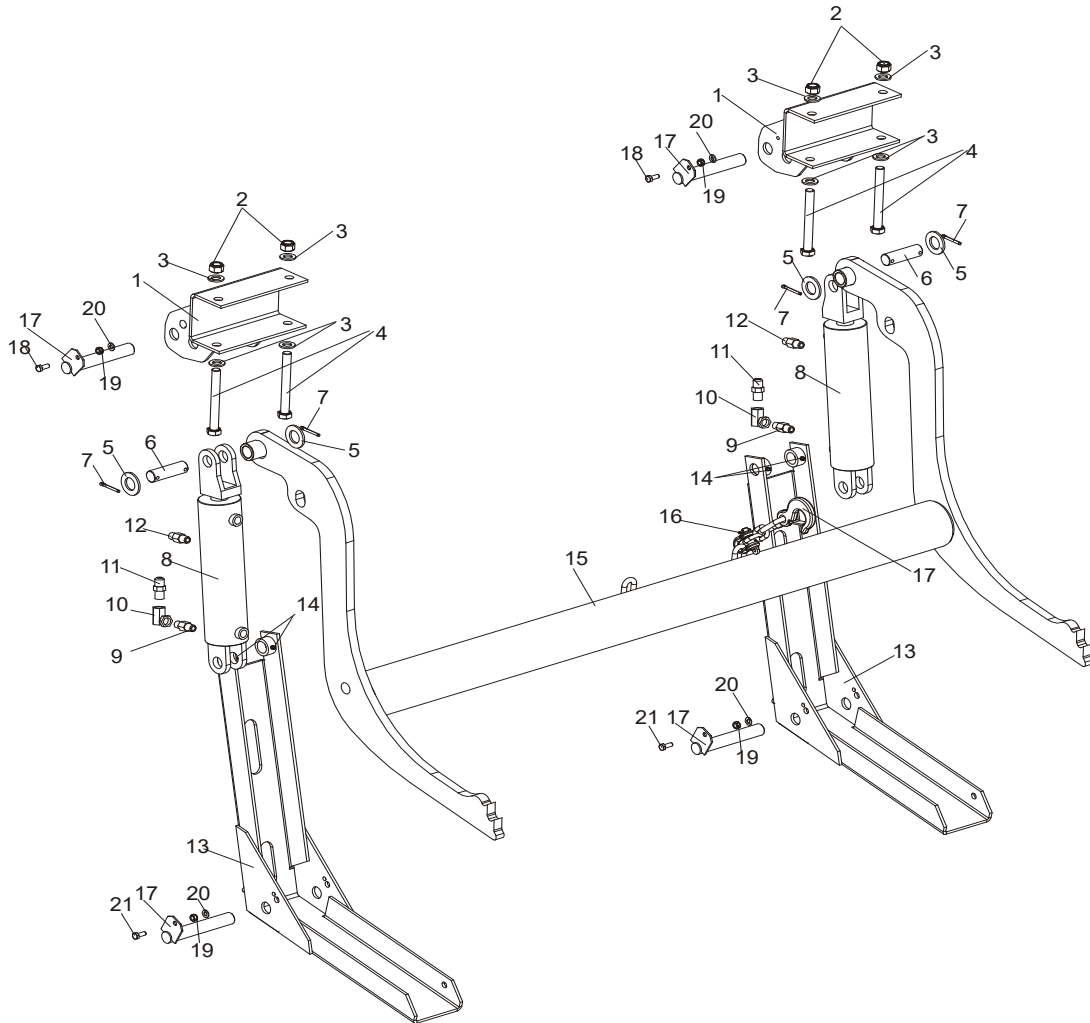
**9.7 Hydraulic Log Loader, S/M Frame**



REF	DESCRIPTION (◆ indicates parts available in assemblies only)	PART #	QTY
	<b>LOADER, 2-ARM HYDRAULIC LOG - COMPLETE</b>	092863	1
1	Bracket, Hydraulic Log Loader	087938-1	1
2	BOLT, M16X140 HEX HEAD ZINC GRADE 8.8	F81006-4	4
3	WASHER, 17 SPLIT LOCK ZINC	F81058-1	8
4	Nut, M16-8 Hex Nylon Zinc Lock	F81036-2	4
	FOOT, LOG LOADER - COMPLETE (9.5M FRAME)	090049	2
5	CHANNEL WELDMENT, LOG LOADER FOOT (9.5M)	090048-1	2
6	Fitting, 3/16x3/16 Straight Grease	P04107	6
	LOADER, LOG - COMPLETE (9.5M FRAME)	090044	1
7	LOG LOADER WELDMENT	090006-1	1
8	SHACKLE, M-D WL 0.63 PN-92/W-89180	086540	1
9	CHAIN, TIE DOWN ASSEMBLY	A04376	1
10	Hook, 5/8 Safety Chain	P12075	1
11	PIN WELDMENT, LOG LOADER PAINTED	W09446-1	4
12	BOLT, 5/16-18 X 3/4 SELF-TAPPING	F05015-30	4
	<b>Cylinder Assy, Log Loading Super</b>	<b>015562</b>	<b>2</b>
13	Cylinder, CJ-S95-16-70/32/203 Hydraulic	088680	1
	GASKET, WM 70/32H178AU(088589)(088680)	589503-S	1
14	FITTING, 1/4NPT VELOCITY FUSE 4.0GPM	015750	2
15	Fitting, 1/4NPT-1/4JIC Swivel Elbow	P12199	2
16	Fitting, 3/8JIC-1/4NPT Straight	015560	4
17	PIN, HYDRAULIC CYLINDER ZINC-PLATED	086979-1	2

<b>18</b>	Washer, 28 Flat Zinc	F81061-1	4	
<b>19</b>	PIN, S-FE 5X40 COTTER	F81043-31	4	
<b>20</b>	Fitting, 3/8 Barb Tee	015485	1	
<b>21</b>	Clamp, 3/8 Hose	016041	2	
<b>22</b>	BOLT, 5/16-18 X 1" HEX HEAD	F05006-1	1	
<b>23</b>	NUT, 5/16-18 HEX NYLON LOCK	F05010-58	1	

**9.8 Hydraulic Log Loader for "M" Super Frames**



REF	DESCRIPTION (◆ indicates parts available in assemblies only)	PART #	QTY
	LOG LOADER, "M" SUPER FRAME	500750	1
1	BRACKET, LOG LOADER (M SUPER FRAME)	500747-1	2
2	NUT, M16-8 HEX NYLON ZINC LOCK	F81036-2	4
3	WASHER, 17 SPLIT LOCK ZINC	F81058-1	8
4	BOLT, M16X140 HEX HEAD ZINC GRADE 8.8	F81006-4	4
5	WASHER, 28 FLAT ZINC	F81061-1	4
6	PIN, HYDRAULIC CYLINDER ZINC-PLATED	086979-1	2
7	PIN, S-FE 5X40 COTTER	F81043-31	4
	CYLINDER ASSY, LOG LOADING SUPER	015562	2
8	CYLINDER, CJ-S95-16-70/32/203 HYDRAULIC	088680	1
	GASKET, WM 70/32H178AU(088589)(088680)	589503-S	1
9	FITTING, 1/4NPT VELOCITY FUSE 4.0GPM	015750	2
10	FITTING, 1/4NPT-1/4JIC SWIVEL ELBOW	P12199	2
11	FITTING, 3/8JIC-1/4NPT STRAIGHT	015560	2
12	FITTING, 3/8JIC-1/4NPT STRAIGHT	015560	2
	FOOT, LOG LOADER - COMPLETE (9.5M FRAME)	090049	2

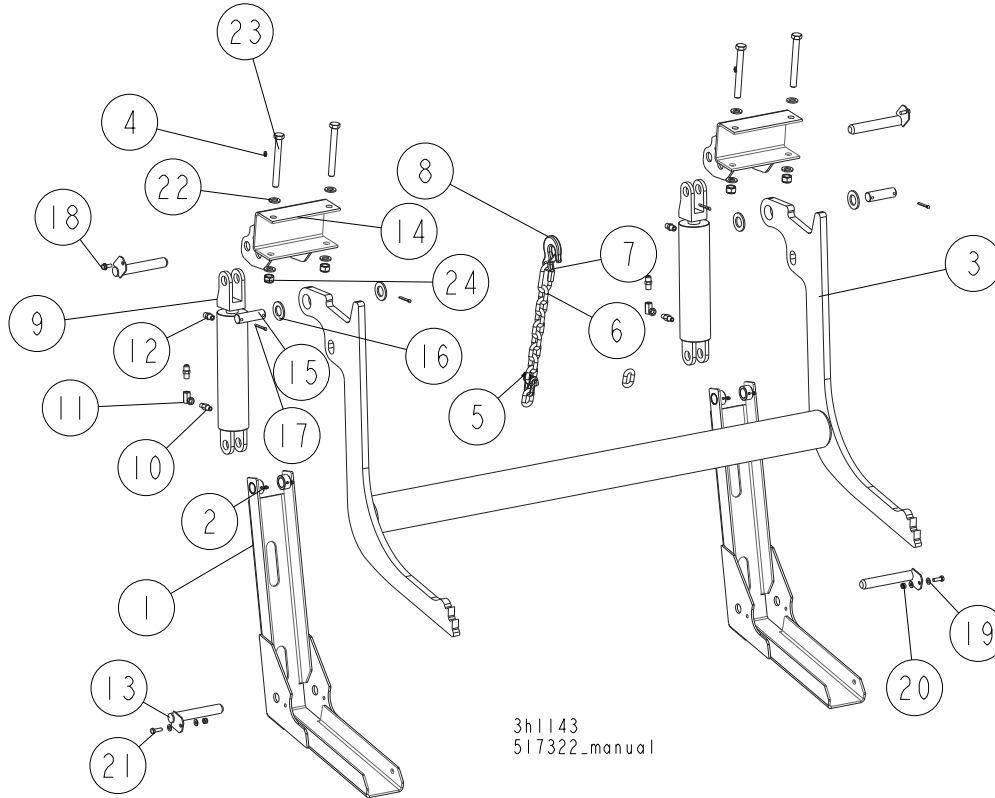
<b>13</b>	CHANNEL WELDMENT, LOG LOADER FOOT (9.5M)	090048-1	2	
<b>14</b>	FITTING, 3/16X3/16 STRAIGHT GREASE	P04107	4	
	LOG LOADER ARM, 'M' SUPER FRAME	500758	1	
<b>15</b>	LOG LOADER WELDMENT, 9.5 M FRAME	090006-1	1	
<b>16</b>	SHACKLE, M-D WL 0.63 PN-92/W-89180	086540	1	
<b>17</b>	CHAIN W/HOOK	500756	1	
<b>18</b>	BOLT, 5/16-18 X 3/4 SELF-TAPPING	F05015-30	2	
<b>19</b>	WASHER, 8.4 FLAT ZINC	F81054-1	4	
<b>20</b>	NUT, M8-8-B HEX NYLON ZINC LOCK	F81032-2	4	
<b>21</b>	BOLT, M8X20 8.8 HEX HEAD FULL THREAD ZINC	F81002-4	2	

# 9

## HYDRAULIC SYSTEM

Hydraulic Log Loader, Extended for "S", "M" and "M Super" Frames with 2.5 t. and 2.6 t. Trailer

### 9.9 Hydraulic Log Loader, Extended for "S", "M" and "M Super" Frames with 2.5 t. and 2.6 t. Trailer

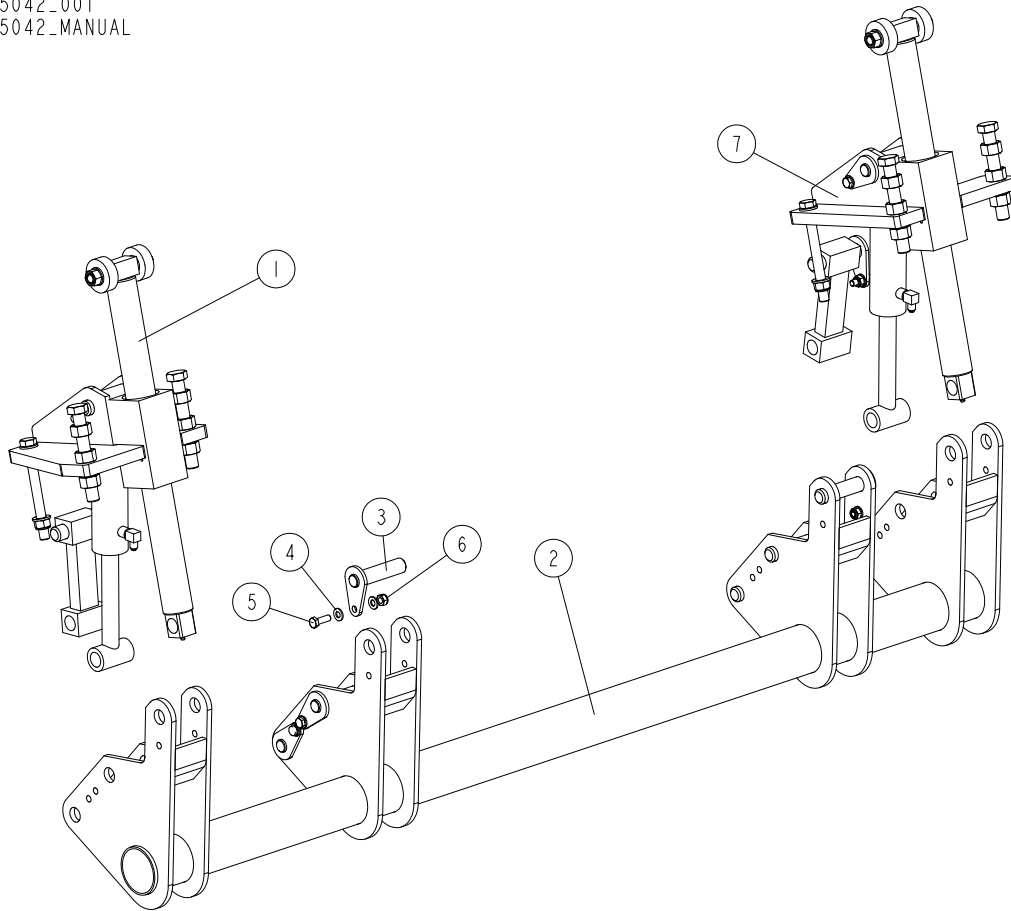


REF	DESCRIPTION (◆ indicates parts available in assemblies only)	PART #	QTY
	LOG LOADER, "M" "S" SUPER FRAME, EXTENDE	517322	1
	LOG LOADER, EXTENDED, COMPLETE	517326	2
1	LOG LOADER, EXTENDED	517323-1	1
2	FITTING, 3/16X3/16 STRAIGHT GREASE	P04107	2
	LOG LOADER, EXTENDED - COMPLETE	517327	1
3	LOG LOADER, EXTENDED	517329-1	1
4	FITTING, 3/16X3/16 STRAIGHT GREASE	P04107	2
5	SHACKLE, M-D WL 0.63 PN-92/W-89180	086540	1
	CHAIN, TRANSPORT, EXTENDED LOG LOADER, COMPLETE	517332	1
6	CHAIN, LINKS N-10X35 8-LINK	517333-1	1
7	SCREW CLOSED CHAIN LINK, 10	100767	1
8	HOOK, 5/8 SAFETY CHAIN	P12075	1
	CYLINDER ASSY, LOG LOADING SUPER	015562	2
9	CYLINDER, 70-32H203L457 HYDRAULIC	088680	1
	GASKET, WM 70/32H178AU(088589)(088680)	589503-S	1
10	FITTING, 1/4NPT VELOCITY FUSE 4.0GPM	015750	1
11	FITTING, 1/4NPT-1/4JIC SWIVEL ELBOW	P12199	1
12	FITTING, 3/8JIC-1/4NPT STRAIGHT	015560	2

REF	DESCRIPTION (◆ indicates parts available in assemblies only)	PART #	QTY	
13	PIN WELDMENT, 25.4X158 ZINC-PLATED	099127-1	4	
14	BRACKET, LOG LOADER, FRAME S/M/SUPER	500747-70	2	
15	PIN, HYDRAULIC CYLINDER ZINC-PLATED	086979-1	2	
16	WASHER, 28 FLAT ZINC	F81061-1	4	
17	PIN, S-FE 5X40 COTTER	F81043-31	4	
18	BOLT, 5/16-18 X 3/4 SELF-TAPPING	F05015-30	2	
19	WASHER, 8.4 FLAT ZINC	F81054-1	4	
20	NUT, M8-8-B HEX NYLON ZINC LOCK	F81032-2	2	
21	BOLT, M8X25-8.8-B HEX HEAD FULL THREAD ZINC	F81002-5	2	
22	WASHER, 17 SPLIT LOCK ZINC	F81058-1	8	
23	BOLT, M16X140 HEX HEAD ZINC GRADE 8.8	F81006-4	4	
24	NUT, M16-8 HEX NYLON ZINC LOCK	F81036-2	4	

**9.10 Hydraulic Log Side Supports (for Stationary Sawmills)**

525042\_001  
525042\_MANUAL

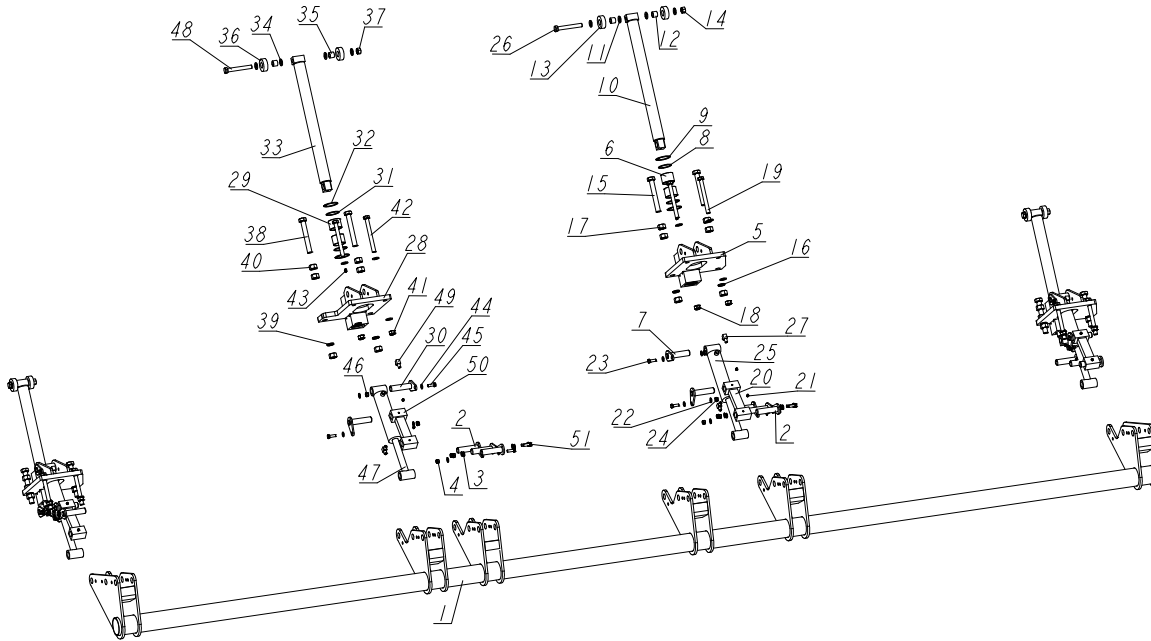


REF	DESCRIPTION (◆ indicates parts available in assemblies only)	PART #	QTY
-	<b>SUPPORT ASSEMBLY, LOG SIDE (FOR STATIONARY FRAMES)</b>	<b>525042</b>	<b>1</b>
1	SUPPORT 2, WM3000 VERTICAL LOG SIDE <a href="#">See Section 9.15</a>	508957	1
2	ROD WELDMENT, VERTICAL SIDE SUPPORT MOUNT	525041-1	1
3	PIN WELDMENT, VERTICAL SIDE SUPPORT ZINC	091197-1	6
4	WASHER, 10.5 FLAT ZINC	F81055-1	12
5	BOLT, M10X30-8.8 HEX HEAD FULL THREAD ZINC	F81003-2	6
6	NUT, M10-8-B HEX NYLON ZINC LOCK	F81033-1	6
7	SUPPORT, VERTICAL LOG SIDE (FOR STATIONA <a href="#">See Section 9.15</a>	508960	1



## 9.11 Vertical Side Support Kit - L-type frame

503567\_001  
503567\_MANUAL



REF	DESCRIPTION (◆ indicates parts available in assemblies only)	PART #	QTY
-	<b>SUPPORT KIT, SPECIAL VERTICAL SIDE (L)</b>	503567	1
1	MOUNT WELDMENT, VERTICAL SIDE SUPPORT L-TYPE FRAME	500001-1	1
2	PIN WELDMENT, VERTICAL SIDE SUPPORT ZINC	091197-1	12
3	WASHER, 10.5 FLAT ZINC	F81055-1	24
4	NUT, M10-8-B HEX NYLON ZINC LOCK	F81033-1	12
-	SUPPORT 2, WM3000 VERTICAL LOG SIDE	508957	3
5	MOUNT WELDMENT, LT70/300 VERTICAL SIDE S	508958-1	1
6	BUSHING, 5040BS SELF-LUBRICATING	088660	2
7	PIN WELDMENT, VERTICAL SIDE SUPPORT ZINC	091197-1	2
8	RING, LT70/300 VERTICAL SIDE SUPPORT ZIN	094004-1	2
9	RING, 62W INSIDE RETAINING	F81090-1	2
10	ROD WELDMENT, SINGLE VERTICAL SIDE SUPPO	508971-1	1
11	WASHER, 17 SPLIT LOCK ZINC	F81058-1	8
12	BUSHING, 16/25-20	094012	2
13	ROLLER, LT70/300 VERTICAL SIDE SUPPORT Z	094013-1	2
14	NUT, M16-5.8 HEX ZINC	F81036-1	1
15	BOLT, ISO 4017 M20X150 8.8 HEX HEAD FULL	F81007-3	2
16	WASHER, 20.5 SPLIT LOCK ZINC	F81059-1	2
17	NUT, M20-8 HEX ZINC	F81037-1	6
18	NUT, M16-8 HEX NYLON ZINC LOCK	F81036-2	2
19	BOLT, M16X160 HEX HEAD ZINC	F81006-20	2
20	LINK WELDMENT, LT70/300 VERTICAL SIDE SU	094016-1	1
21	FITTING, M6 GREASE	086280	3
22	WASHER, 10.5 FLAT ZINC	F81055-1	4

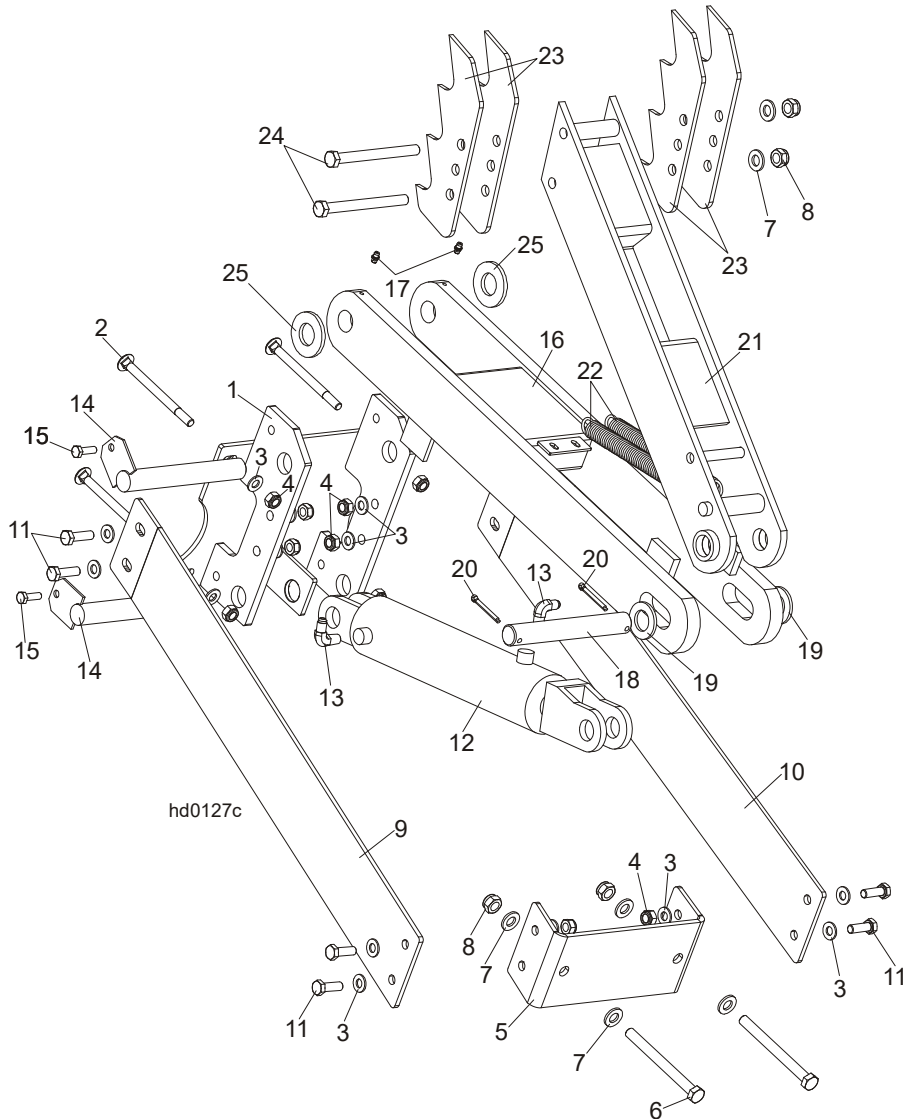


# HYDRAULIC SYSTEM

## Vertical Side Support Kit - L-type frame

REF	DESCRIPTION (◆ indicates parts available in assemblies only)	PART #	QTY	
23	BOLT, M10X30-8.8 HEX HEAD FULL THREAD ZI	F81003-2	2	
24	NUT, M10-8-B HEX NYLON ZINC LOCK	F81033-1	2	
25	CYLINDER, 28/150 1/4 NPT PORT HYDRAULIC	094002	1	
26	BOLT, ISO 24014 M16X120_8.8 A2E	F81006-25	1	
27	FITTING, 3/8JIC-1/4NPT 90L	015491	2	
-	SUPPORT, VERTICAL LOG SIDE (FOR STATIONA	508960	1	
28	MOUNT WELDMENT, VERTICAL SUPPORT GUIDE -	508961-1	1	
29	BUSHING, 5040BS SELF-LUBRICATING	088660	2	
30	PIN WELDMENT, VERTICAL SIDE SUPPORT ZINC	091197-1	2	
31	RING, LT70/300 VERTICAL SIDE SUPPORT ZIN	094004-1	2	
32	RING, 62W INSIDE RETAINING	F81090-1	2	
33	ROD WELDMENT, SINGLE VERTICAL SIDE SUPPO	508971-1	1	
34	WASHER, 17 SPLIT LOCK ZINC	F81058-1	8	
35	BUSHING, 16/25-20	094012	2	
36	ROLLER, LT70/300 VERTICAL SIDE SUPPORT Z	094013-1	2	
37	NUT, M16-5.8 HEX ZINC	F81036-1	1	
38	BOLT, ISO 4017 M20X150 8.8 HEX HEAD FULL	F81007-3	2	
39	WASHER, 20.5 SPLIT LOCK ZINC	F81059-1	2	
40	NUT, M20-8 HEX ZINC	F81037-1	6	
41	NUT, M16-8 HEX NYLON ZINC LOCK	F81036-2	2	
42	BOLT, M16X160 HEX HEAD ZINC	F81006-20	2	
43	FITTING, M6 GREASE	086280	3	
44	WASHER, 10.5 FLAT ZINC	F81055-1	4	
45	BOLT, M10X30-8.8 HEX HEAD FULL THREAD ZI	F81003-2	2	
46	NUT, M10-8-B HEX NYLON ZINC LOCK	F81033-1	2	
47	CYLINDER, 28/150 1/4 NPT PORT HYDRAULIC	094002	1	
48	BOLT, ISO 24014 M16X120_8.8 A2E	F81006-25	1	
49	FITTING, 3/8JIC-1/4NPT 90L	015491	2	
50	LINK WELDMENT, LT70/300 VERTICAL SIDE SU	094016-1	1	
51	BOLT, DIN933-M10X30-8.8-A2E HEX HEAD	F81003-111	12	

## 9.12 Hydraulic Log Turner



REF	DESCRIPTION (◆ indicates parts available in assemblies only)	PART #	QTY
	<b>HYDRAULIC LOG TURNER, 9.5 M - COMPLETE</b>	088073	1
	<b>HYDRAULIC LOG TURNER, HYDRAULIC STANDARD</b>	088073-HP	1
1	Bracket, Hydraulic Log Turner	088710-1	1
2	Bolt, M10x120 8.8 Carriage Zinc	F81003-33	4
3	WASHER, 10.5 FLAT ZINC	F81055-1	20
4	NUT, M10-8-B HEX NYLON ZINC LOCK	F81033-1	12
5	Bracket, Hydraulic Log Turner Front	091046-1	1
6	BOLT, M12X130-8.8 HEX HEAD ZINC	F81004-36	2
7	WASHER, 13 FLAT ZINC	F81056-1	6
8	NUT, M12 8 HEX NYLON ZINC LOCK	F81034-2	4
9	Plate, Short Log Turner Left Brace	094364-1	1
10	Plate, Short Log Turner Right Brace	094365-1	1
11	BOLT, M10X30-8.8 HEX HEAD FULL THREAD ZI	F81003-2	8
	Cylinder, Log Turner Hydraulic	015563 <sup>1</sup>	1



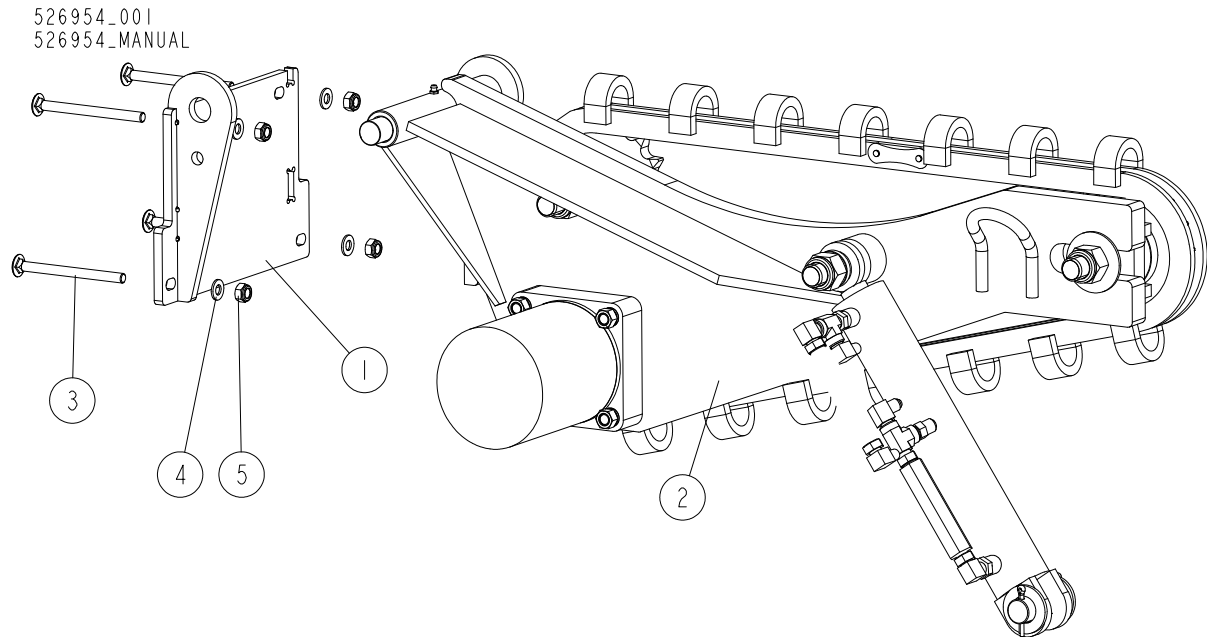
## HYDRAULIC SYSTEM

### Hydraulic Log Turner

12	Cylinder, CJ-S305-16-63/28/203 Hydraulic	088679	1	
	GASKET, WM 70/32H178AU(088589)(088680)	589503-S	1	
13	Fitting, 1/4NPTx1/4JIC Male Elbow	P09142	2	
14	PIN, LOG TURNER MOUNT ZINC-PL.	088667-1	2	
15	BOLT, M8X25-8.8-B HEX HEAD FULL THREAD Z	F81002-5	2	
16	Arm, Hydraulic Log Turner Link	088060-1	1	
17	FITTING, M6 GREASE	086280	2	
18	Pin, 25 x 185	088664	1	
19	Washer, 25 Flat Zinc	F81061-3	2	
20	PIN, S-FE 5X40 COTTER	F81043-31	2	
21	ARM, HYDRAULIC LOG TURNER PAINTED	088067-1	1	
22	SPRING, 1 1/16X8X.135 DIA.	015718	2	
23	CLAW, LOG TURNER	088082-1	4	
24	BOLT, M12X130-8.8 HEX HEAD ZINC	F81004-36	2	
25	Washer, GTM-2644-015	093359	2	

<sup>1</sup> For 088073-HP Cylinder Assembly - 555239

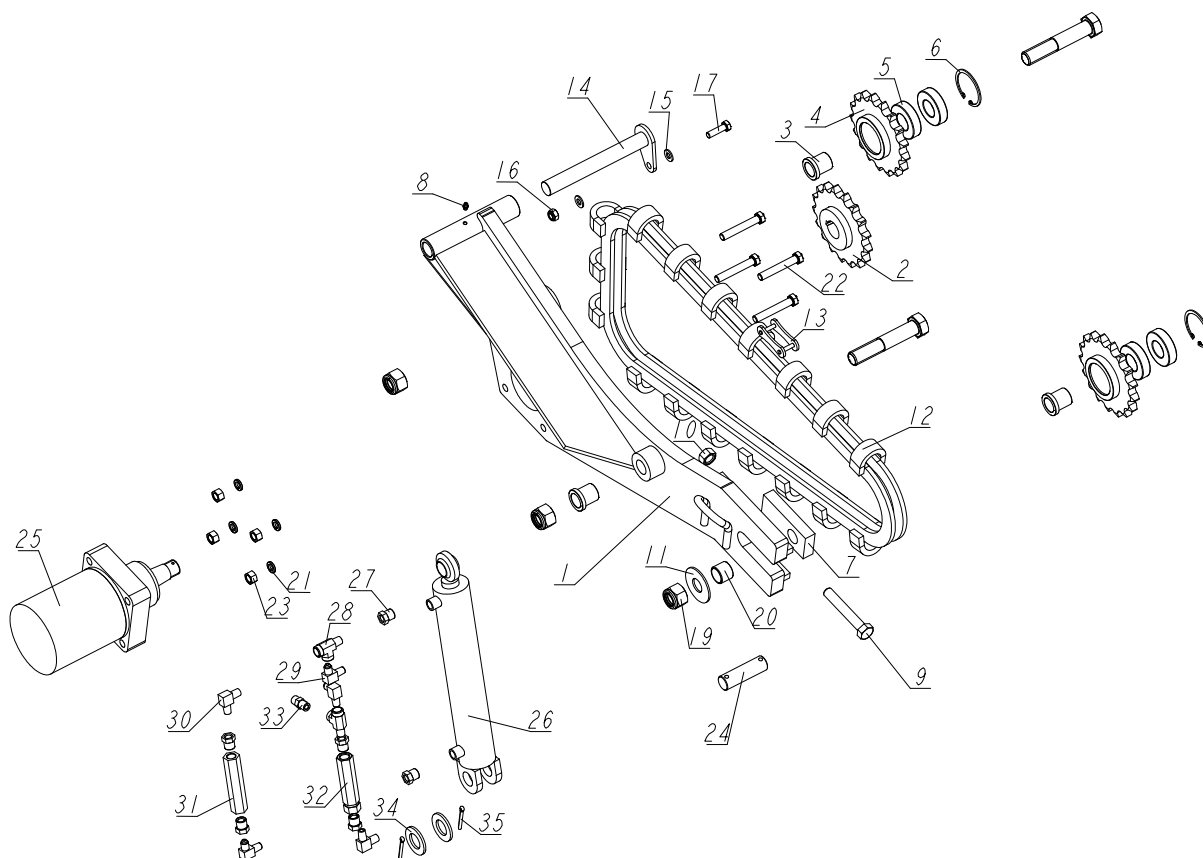
### 9.13 Chain Log Turner with Bracket



REF	DESCRIPTION (◆ indicates parts available in assemblies only)	PART #	QTY
-	<b>TURNER, CHAIN LOG W/MOUNT BRACKET</b>	526954	1
1	BRACKET, CHAIN LOG TURNER MOUNT	526952-1	1
2	CHAIN LOG TURNER - COMPLETE <a href="#">See Section 9.14</a>	505614	1
3	BOLT, M10X125 8.8 CARRIAGE ZINC	F81003-34	4
4	WASHER, 10.5 FLAT ZINC	F81055-1	4
5	NUT, M10-8-B HEX NYLON ZINC LOCK	F81033-1	4

### 9.14 Chain Log Turner

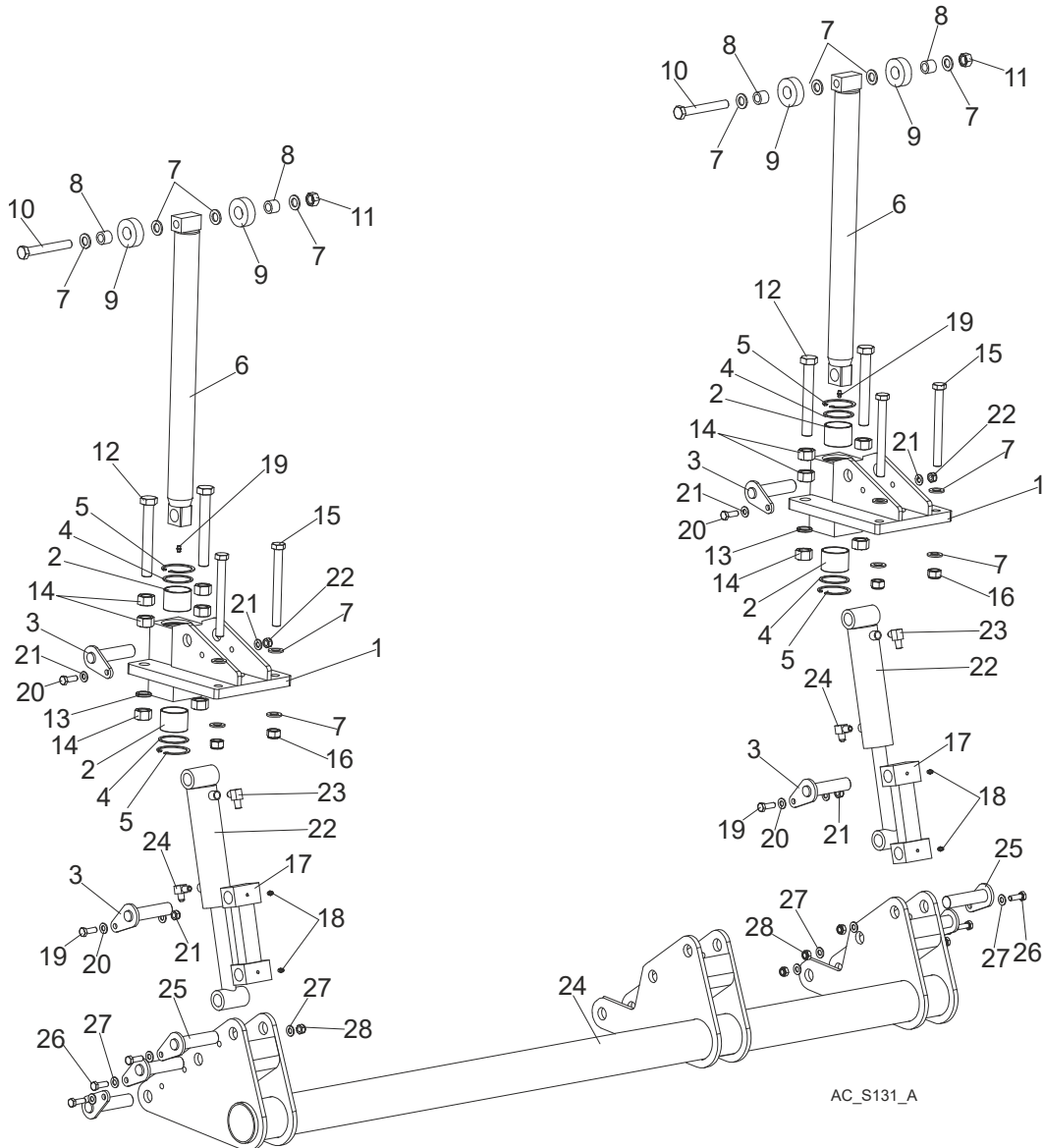
505614\_001\_A  
505614\_MANUAL



REF	DESCRIPTION (◆ indicates parts available in assemblies only)	PART #	QTY
-	<b>CHAIN LOG TURNER - COMPLETE</b>	505614	1
-	CHAIN LOG TURNER - COMPLETE	095660-1	1
-	CHAIN TURNER - METRIC	095660	1
1	PLATE WELDMENT, CHAIN LOG TURNER	095662-1	1
2	SPROCKET, CHAIN TURNER	092339	1
3	BUSHING, CHAIN TURNER	095663-1	3
-	SPROCKET, CHAIN TURNER - COMPLETE	092399	2
4	SPROCKET W/HUB	093290	1
5	BEARING, 6206 25 IN IDLER	093292	2
6	RING, 62W INSIDE RETAINING	F81090-1	1
7	PLATE, CHAIN TENSION	095664-1	1
8	FITTING, M6 GREASE	086280	1
9	BOLT, M16X100-8.8 HEX HEAD FULL THREAD Z	F81006-2	1
10	NUT, M16-5.8 HEX ZINC	F81036-1	1
11	WASHER, 25X63 ZINC-PLATED	088585-1	1
12	CHAIN, LOG TURNER	093423	1
13	LINK, MASTER (CHAIN NO. 093423)	093427	1
14	PIN WELDMENT, TURNER MOUNT - COMPLETE	095666-1	1
15	WASHER, 10.5 FLAT ZINC	F81055-1	2
16	NUT, M10-8-B HEX NYLON ZINC LOCK	F81033-1	1

REF	DESCRIPTION (◆ indicates parts available in assemblies only)	PART #	QTY	
17	BOLT,M10X35-8.8 HEX HEAD FULL THREAD ZIN	F81003-17	1	
18	BOLT, M24X120-8.8 HEX HEAD	F81009-4	3	
19	NUT, M24-8-A HEX NYLON ZINC LOCK	F81039-8	3	
20	BUSHING, CHAIN LOG TURNER	095643-1	1	
21	WASHER, Z12.2 SPLIT LOCK ZINC	F81056-2	4	
22	BOLT, M12X75-8.8 HEX HEAD ZINC	F81004-21	4	
23	NUT M12 ZC 8 DIN 934	F81034-1	4	
24	PIN, HYDRAULIC CYLINDER ZINC-PLATED	086979-1	1	
25	MOTOR, TG0475US080AABP HYDRAULIC	007331	1	
-	CYLINDER W/VALVE & FITTINGS	515892	1	
26	CYLINDER, 2X10 ROD END WELDED 16"	034267	1	
27	FITTING, 3/8" NPT X 1/4" NPT REDUCER	015490	6	
28	FITTING, C3759X4 MALE ÝÝ	P09141	2	
29	FITTING, 3/8JIC-1/4NPT 90L	015491	3	
30	FITTING, 1/4NPT MALE PIPE ELBOW	P09140	2	
31	VALVE, SIDE SUPPORT SEQUENCE	015484	1	
32	RELIEF VALVE 49005-1000	557900	1	
33	FITTING, 3/8JIC-1/4NPT STRAIGHT	015560	1	
34	WASHER, 28 FLAT ZINC	F81061-1	2	
35	PIN, S-FE 5X40 COTTER	F81043-31	2	

### 9.15 Hydraulic Log Side Supports (for Stationary Sawmills)



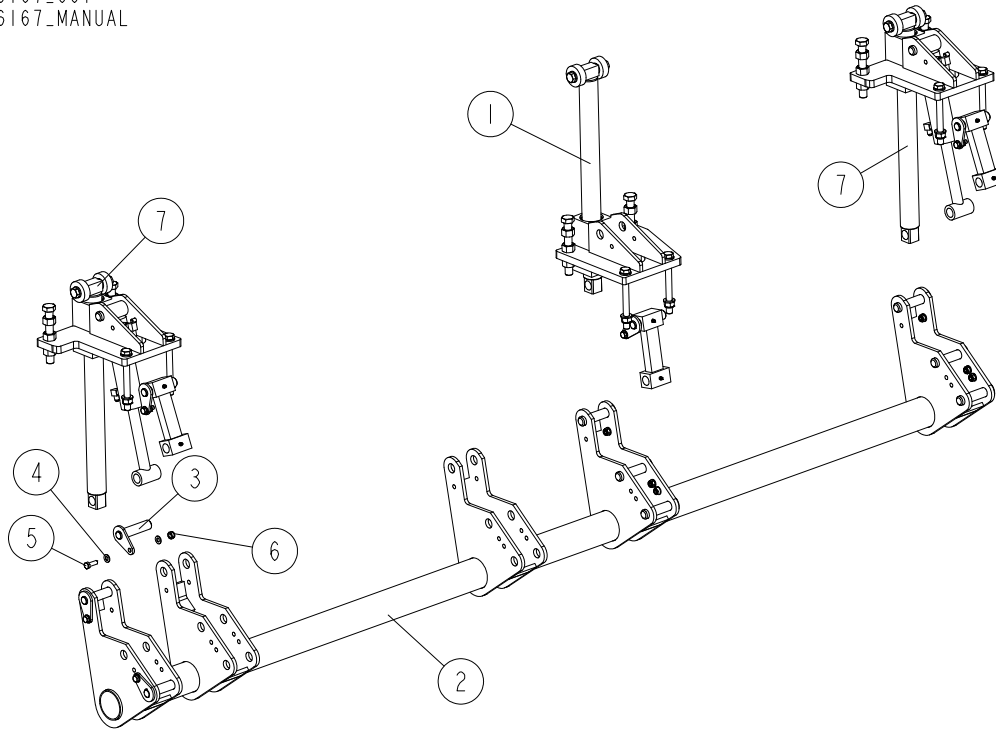
REF	DESCRIPTION (◆ indicates parts available in assemblies only)	PART #	QTY
	<b>SUPPORT, AHS/DHS STATIONARY VERTICAL SIDE COMPLETE</b>	<b>519258</b>	<b>1</b>
	<b>SUPPORT 2, WM3000 VERTICAL LOG SIDE</b>	<b>508957</b>	<b>2</b>
1	Mount Weldment, LT70/300 Vertical Side Support Upper	508958-1	1
2	BUSHING, 5040BS SELF-LUBRICATING	088660	2
3	Pin Weldment, Vertical Side Support Zinc-Plated	091197-1	2
4	Ring, LT70/300 Vertical Side Support Zinc-Plated	094004-1	2
5	Ring, 62W Inside Retaining	F81090-1	2
6	Rod Weldment, LT70/300 Vertical Side Support Complete	094011-1	1
7	WASHER, 17 SPLIT LOCK ZINC	F81058-1	12
8	BUSHING, 16/25-20	094012	2
9	Roller, LT70/300 Vertical Side Support Zinc-Plated	094013-1	2
10	BOLT, ISO 24014 M16X120_8.8 A2E	F81006-25	1
11	Nut, M16-5.8 Hex Zinc	F81036-1	1



12	BOLT, ISO 4017 M20X150 8.8 HEX HEAD FULL	F81007-3	2	
13	Washer, 20.5 Split Lock Zinc	F81059-1	2	
14	Nut, M20-8 Hex Zinc	F81037-1	6	
15	BOLT, M16X160 HEX HEAD ZINC	F81006-20	2	
16	Nut, M16-8 Hex Nylon Zinc Lock	F81036-2	2	
17	LINK WELDMENT, LT70/300 VERTICAL SIDE SU	094016-1	1	
18	Fitting, M6 Grease	086280	3	
19	BOLT, M10X30-8.8 HEX HEAD FULL THREAD ZI	F81003-2	2	
20	Washer, 10.5 Flat Zinc	F81055-1	4	
21	NUT, M10-8-B HEX NYLON ZINC LOCK	F81033-1	2	
22	Cylinder, 28/150 1/4 NPT Port Hydraulic	094002	1	
23	Fitting, 3/8JIC-1/4NPT 90L	015491	2	
24	Mount Weldment, AHS/DHS Vertical Side Support Lower	519257-1	1	
25	Pin Weldment, Vertical Side Support Zinc-Plated	091197-1	6	
26	BOLT, M10X30-8.8 HEX HEAD FULL THREAD ZI	F81003-2	6	
27	Washer, 10.5 Flat Zinc	F81055-1	12	
28	NUT, M10-8-B HEX NYLON ZINC LOCK	F81033-1	6	

**9.16 Hydraulic Log Side Supports (for Stationary Sawmills)**

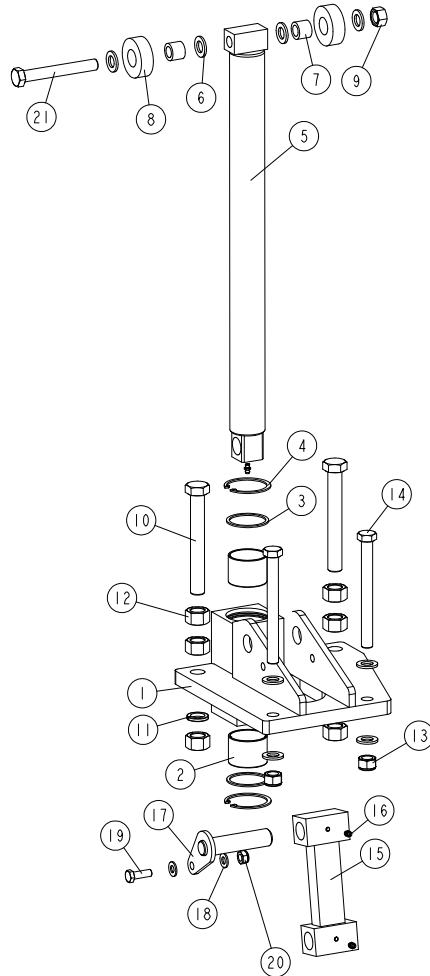
526167\_001  
526167\_MANUAL



REF	DESCRIPTION (◆ indicates parts available in assemblies only)	PART #	QTY
-	<b>SUPPORT SET, LOG SIDE (OPTION FOR STATIONARY FRAMES)</b>	526167	1
1	SUPPORT, VERTICAL LOG SIDE W/O CYLINDER	536172	1
2	ROD WELDMENT, VERTICAL SIDE SUPPORT MOUNT	526166-1	1
3	PIN WELDMENT, VERTICAL SIDE SUPPORT ZINC	091197-1	9
4	WASHER, 10.5 FLAT ZINC	F81055-1	18
5	BOLT, DIN933-M10X30-8.8-A2E HEX HEAD	F81003-111	9
6	NUT, M10-8-B HEX NYLON ZINC LOCK	F81033-1	9
7	SUPPORT, VERTICAL LOG SIDE (FOR STATIONARY FRAMES)	508960	2

9.17 Vertical Side Support for Stationary Frames

536172\_001  
536172\_MANUAL



REF	DESCRIPTION (◆ indicates parts available in assemblies only)	PART #	QTY
-	<b>SUPPORT, VERTICAL LOG SIDE W/O CYLINDER</b>	536172	1
1	MOUNT WELDMENT, LT70/300 VERTICAL SIDE S	508958-1	1
2	BUSHING, 5040BS SELF-LUBRICATING	088660	2
3	RING, LT70/300 VERTICAL SIDE SUPPORT ZIN	094004-1	2
4	RING, 62W INSIDE RETAINING	F81090-1	2
5	ROD WELDMENT, SINGLE VERTICAL SIDE SUPPO	508971-1	1
6	WASHER, 17 SPLIT LOCK ZINC	F81058-1	8
7	BUSHING, 16/25-20	094012	2
8	ROLLER, LT70/300 VERTICAL SIDE SUPPORT Z	094013-1	2
9	NUT, M16-5.8 HEX ZINC	F81036-1	1
10	BOLT, ISO 4017 M20X150 8.8 HEX HEAD FULL	F81007-3	2
11	WASHER, 20.5 SPLIT LOCK ZINC	F81059-1	2
12	NUT, M20-8 HEX ZINC	F81037-1	6
13	NUT, M16-8 HEX NYLON ZINC LOCK	F81036-2	2
14	BOLT, M16X160 HEX HEAD ZINC	F81006-20	2
15	LINK WELDMENT, LT70/300 VERTICAL SIDE SU	094016-1	1
16	FITTING, M6 GREASE	086280	3
17	PIN WELDMENT, VERTICAL SIDE SUPPORT ZINC	091197-1	1

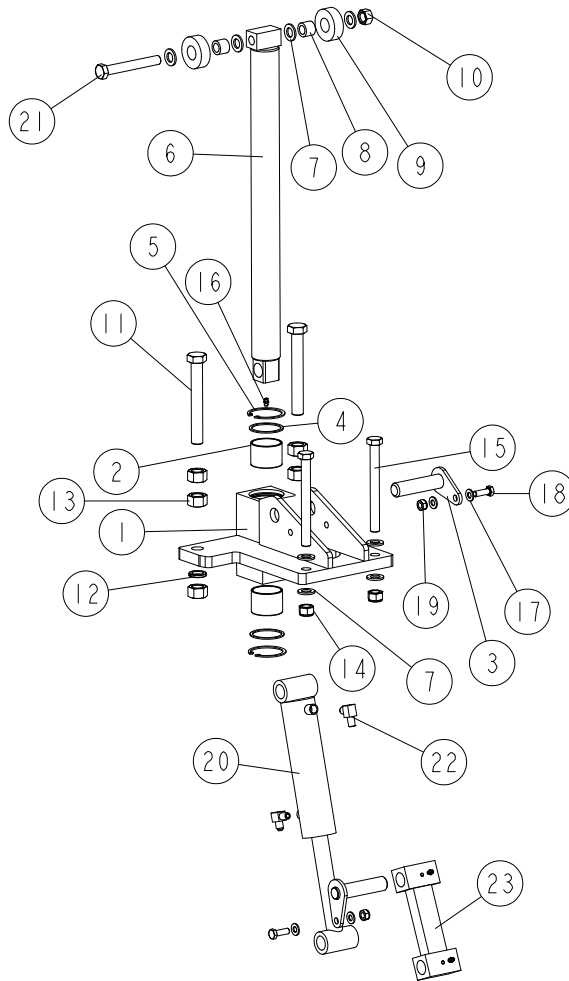
**9****HYDRAULIC SYSTEM***Vertical Side Support for Stationary Frames*

---

REF	DESCRIPTION (◆ indicates parts available in assemblies only)	PART #	QTY	
18	WASHER, 10.5 FLAT ZINC	F81055-1	2	
19	BOLT, M10X30-8.8 HEX HEAD FULL THREAD ZINC	F81003-2	1	
20	NUT, M10-8-B HEX NYLON ZINC LOCK	F81033-1	1	
21	BOLT, ISO 24014 M16X120_8.8 A2E	F81006-25	1	

9.18 Vertical Side Support (for Stationary Frames)

508960\_001  
508960\_MANUAL



REF	DESCRIPTION (◆ indicates parts available in assemblies only)	PART #	QTY
-	SUPPORT, VERTICAL LOG SIDE (FOR STATIONA	508960	1
-	SUPPORT 2, WM3000 VERTICAL LOG SIDE	508957	1
1	MOUNT WELDMENT, VERTICAL SUPPORT GUIDE - LEFT	508961-1 <sup>1</sup>	1
	MOUNT WELDMENT, LT70/300 VERTICAL SIDE S	508958-1 <sup>2</sup>	1
2	BUSHING, 5040BS SELF-LUBRICATING	088660	2
3	PIN WELDMENT, VERTICAL SIDE SUPPORT ZINC	091197-1	2
4	RING, LT70/300 VERTICAL SIDE SUPPORT ZIN	094004-1	2
5	RING, 62W INSIDE RETAINING	F81090-1	2
6	ROD WELDMENT, SINGLE VERTICAL SIDE SUPPO	508971-1	1
7	WASHER, 17 SPLIT LOCK ZINC	F81058-1	8
8	BUSHING, 16/25-20	094012	2
9	ROLLER, LT70/300 VERTICAL SIDE SUPPORT Z	094013-1	2
10	NUT, M16-5.8 HEX ZINC	F81036-1	1
11	BOLT, ISO 4017 M20X150 8.8 HEX HEAD FULL	F81007-3	2
12	WASHER, 20.5 SPLIT LOCK ZINC	F81059-1	2
13	NUT, M20-8 HEX ZINC	F81037-1	6
14	NUT, M16-8 HEX NYLON ZINC LOCK	F81036-2	2
15	BOLT, M16X160 HEX HEAD ZINC	F81006-20	2

# 9

## HYDRAULIC SYSTEM

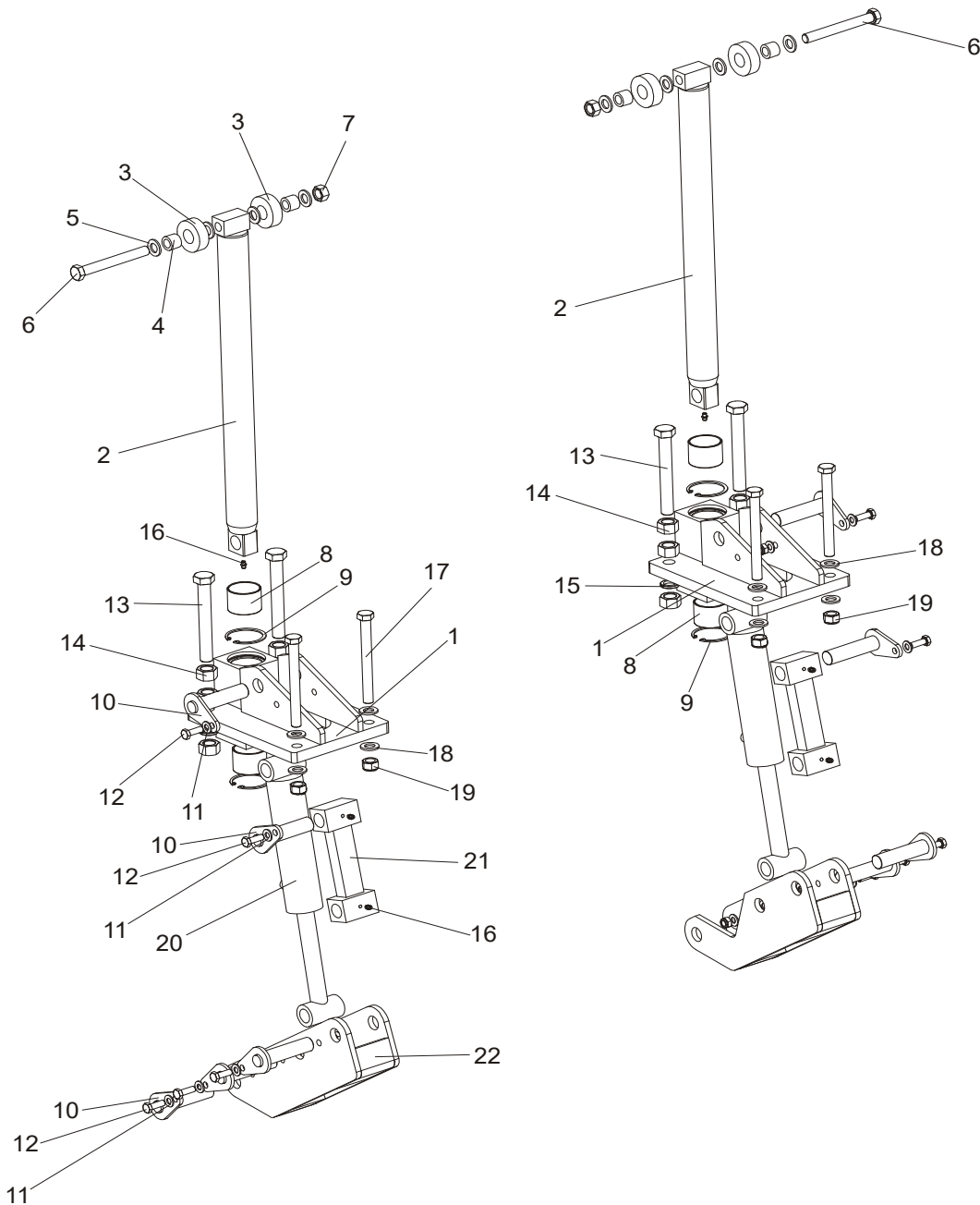
### Vertical Side Support (for Stationary Frames)

REF	DESCRIPTION (◆ indicates parts available in assemblies only)	PART #	QTY	
16	FITTING, M6 GREASE	086280	3	
17	WASHER, 10.5 FLAT ZINC	F81055-1	4	
18	BOLT, M10X30-8.8 HEX HEAD FULL THREAD ZINC	F81003-2	2	
19	NUT, M10-8-B HEX NYLON ZINC LOCK	F81033-1	2	
20	CYLINDER, 28/150 1/4 NPT PORT HYDRAULIC	094002	1	
21	BOLT, ISO 24014 M16X120_8.8 A2E	F81006-25	1	
22	FITTING, 3/8JIC-1/4NPT 90L	015491	2	
23	LINK WELDMENT, LT70/300 VERTICAL SIDE SU	094016-1	1	

<sup>1</sup> Included in assy No. 508960

<sup>2</sup> Included in assy No. 508957

9.19 Hydraulic Log Side Supports (for Mobile Sawmills)



REF	DESCRIPTION (◆ indicates parts available in assemblies only)	PART #	QTY
	<b>SUPPORT, LT70/300 VERTICAL LOG SIDE (2)</b>	094388	
1	Mount Weldment, LT70/300 Vertical Side Support Upper	508958-1	1
2	Rod Weldment, LT70/300 Vertical Side Support Complete	094011-1	1
3	Roller, LT70/300 Vertical Side Support Zinc-Plated	094013-1	2
4	BUSHING, 16/25-20	094012	2
5	WASHER, 17 SPLIT LOCK ZINC	F81058-1	4
6	BOLT, M16X140 HEX HEAD ZINC GRADE 8.8	F81006-4	1
7	Nut, M16-5.8 Hex Zinc	F81036-1	1
8	BUSHING, 5040BS SELF-LUBRICATING	088660	1
9	Ring, 62W Inside Retaining	F81090-1	2



# HYDRAULIC SYSTEM

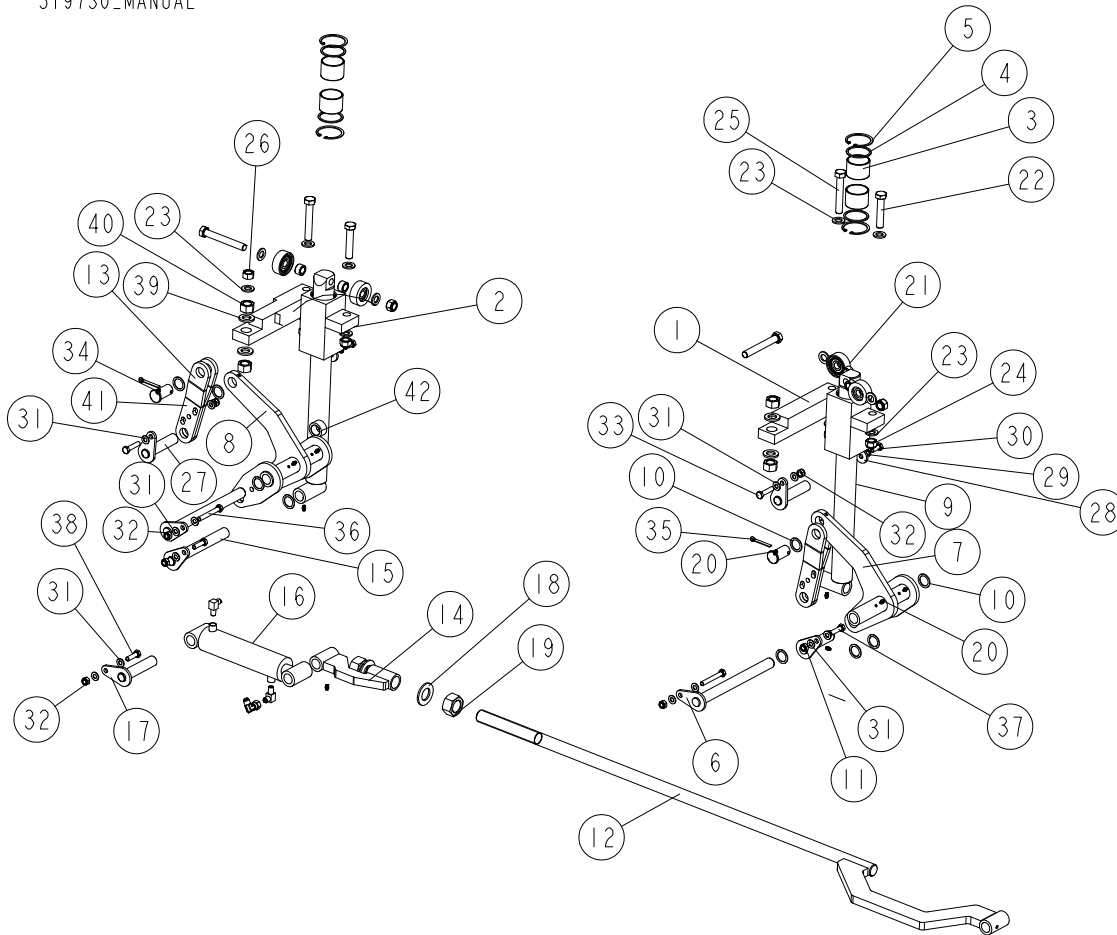
## Hydraulic Log Side Supports (for Mobile Sawmills)

10	Pin Weldment, Vertical Side Support Zinc-Plated	091197-1	5	
11	Washer, 10.5 Flat Zinc	F81055-1	5	
12	BOLT, M10X30-8.8 HEX HEAD FULL THREAD ZI	F81003-2	5	
13	BOLT, ISO 4017 M20X150 8.8 HEX HEAD FULL	F81007-3	2	
14	Nut, M20-8 Hex Zinc	F81037-1	6	
15	Washer, 20.5 Split Lock Zinc	F81059-1	2	
16	Fitting, M6 Grease	086280	2	
17	BOLT, M16X160 HEX HEAD ZINC	F81006-20	2	
18	WASHER, 17 SPLIT LOCK ZINC	F81058-1	4	
19	Nut, M16-8 Hex Nylon Zinc Lock	F81036-2	2	
20	Cylinder, 28/150 1/4 NPT Port Hydraulic	094002	1	
21	LINK WELDMENT, LT70/300 VERTICAL SIDE SU	094016-1	1	
22	MOUNT WELDMENT, LT70/300 VERTICAL SIDE S	094387-1	1	
	<b>SUPPORT, LT70/300 VERTICAL LOG SIDE</b>	094010		
1	Mount Weldment, LT70/300 Vertical Side Support Upper	508958-1	1	
2	Rod Weldment, LT70/300 Vertical Side Support Complete	094011-1	1	
3	Roller, LT70/300 Vertical Side Support Zinc-Plated	094013-1	2	
4	BUSHING, 16/25-20	094012	2	
5	WASHER, 17 SPLIT LOCK ZINC	F81058-1	4	
6	BOLT, M16X140 HEX HEAD ZINC GRADE 8.8	F81006-4	1	
7	Nut, M16-5.8 Hex Zinc	F81036-1	1	
8	BUSHING, 5040BS SELF-LUBRICATING	088660	1	
9	Ring, 62W Inside Retaining	F81090-1	2	
10	Pin Weldment, Vertical Side Support Zinc-Plated	091197-1	5	
11	Washer, 10.5 Flat Zinc	F81055-1	5	
12	BOLT, M10X30-8.8 HEX HEAD FULL THREAD ZI	F81003-2	5	
13	BOLT, ISO 4017 M20X150 8.8 HEX HEAD FULL	F81007-3	2	
14	Nut, M20-8 Hex Zinc	F81037-1	6	
15	Washer, 20.5 Split Lock Zinc	F81059-1	2	
16	Fitting, M6 Grease	086280	2	
17	BOLT, M16X160 HEX HEAD ZINC	F81006-20	2	
18	WASHER, 17 SPLIT LOCK ZINC	F81058-1	4	
19	Nut, M16-8 Hex Nylon Zinc Lock	F81036-2	2	
20	Cylinder, 28/150 1/4 NPT Port Hydraulic	094002	1	
21	Link Weldment, LT70/300 Vertical Side Support	094016-1	1	
22	Mount Weldment, LT70/300 Vertical Side Support Lower	094387-1	1	



9.20 Hydraulic Log Side Supports (for Mobile Sawmills)

519730\_001\_B  
519730\_MANUAL



REF	DESCRIPTION (◆ indicates parts available in assemblies only)	PART #	QTY
-	<b>VERTICAL SIDE SUPPORTS, M-SUPER</b>	519730	1
-	<b>VERTICAL SIDE SUPPORTS, M-STANDARD PLUS</b>	519730-HP	1
1	BLOCK WELDMENT, LX450 SIDE SUPPORT GUIDE	519034-1	1
2	BLOCK WELDMENT, VERTICAL SIDE SUPPORT GU	545581-1	1
3	BUSHING, 5040BS SELF-LUBRICATING	088660	4
4	RING, LT70/300 VERTICAL SIDE SUPPORT ZIN	094004-1	4
5	RING, 62W INSIDE RETAINING	F81090-1	4
6	PIN WELDMENT, 25X279 ZINC-PLATED	516140-1	2
7	ARM, SIDE SUPPORT - COMPLETE	515998-1	1
8	ARM WELDMENT, SIDE SUPPORT (I)	520298-1	1
9	SUPPORT, COMPLETE SIDE	516125-1	2
10	WASHER, 25.7/35-1.5	503406	17
11	PIN WELDMENT, VERTICAL SIDE SUPPORT ZINC	091197-1	1
12	PUSHER, SIDE SUPPORT	515992-1	1
13	LINK, SIDE SUPPORT ARM	532772-1	2
14	BRACKET, SIDE SUPPORT ADJUSTMENT	516116-1	1
15	SHAFT WELDMENT, SIDE SUPPORT ZINC-PLATED	520299-1	1

# 9

## HYDRAULIC SYSTEM

### Hydraulic Log Side Supports (for Mobile Sawmills)

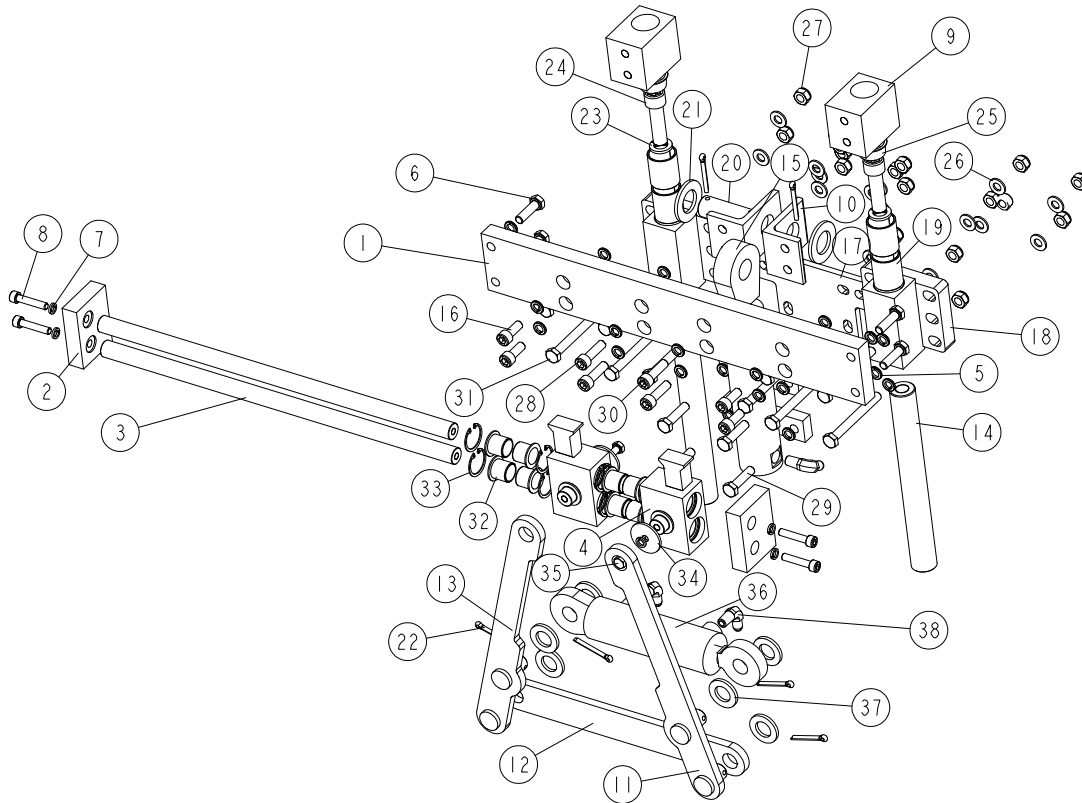
REF	DESCRIPTION (◆ indicates parts available in assemblies only)	PART #	QTY
16	CYLINDER, COMPLETE HYDRAULIC <a href="#">See Section 9.40</a>	520414 <sup>1</sup>	1
	CYLINDER, COMPLETE HYDRAULIC <a href="#">See Section 9.41</a>	555238 <sup>2</sup>	1
17	PIN WELDMENT, CYLINDER ZINC-PL. LOCK	520296-1	1
18	WASHER, 31 FLAT ZINC	F81061-9	2
19	NUT, M30 HEX ZINC	F81038-3	2
20	FITTING, M6 GREASE	086280	10
21	ROLLER ASSEMBLY, LOG SIDE SUPPORT <a href="#">See Section 9.38</a>	516142	2
22	BOLT, M16X80 8.8-B HEX HEAD FULL THREAD	F81006-11	2
23	WASHER, 17 SPLIT LOCK ZINC	F81058-1	9
24	NUT, M16-8 HEX NYLON ZINC LOCK	F81036-2	4
25	BOLT, M16X100-8.8 HEX HEAD FULL THREAD Z	F81006-2	2
26	NUT, M16-5.8 HEX ZINC	F81036-1	1
27	PIN WELDMENT W/LOCK	519040-1	2
28	WASHER, 11/34.5-5	089973	2
29	WASHER, Z 10.2 SPLIT LOCK ZINC	F81055-2	2
30	BOLT, M10X25 8.8 HEX HEAD FULL THREAD ZI	F81003-11	2
31	WASHER, 10.5 FLAT ZINC	F81055-1	14
32	NUT, M10-8-B HEX NYLON ZINC LOCK	F81033-1	7
33	BOLT, M10X45-8.8 HEX HEAD FULL THREAD ZI	F81003-3	2
34	PIN, LINK	578575-1	2
35	PIN, S-ZN-6.3X45 COTTER	F81045-2	2
36	BOLT, M10X75-8.8 HEX HEAD ZINC	F81003-15	2
37	BOLT, M10X40-8.8 HEX HEAD FULL THREAD ZI	F81003-16	1
38	BOLT, M10X35-8.8 HEX HEAD FULL THREAD ZIN	F81003-17	2
39	WASHER, 21 FLAT ZINC	F81059-2	4
40	NUT, M20-8 HEX ZINC	F81037-1	4
41	BUSHING 25.8/38-28 ZINC	580531-1	1
42	BUSHING 25.8/38-20 ZINC	580532-1	1

<sup>1</sup> Included in 519730

<sup>2</sup> Included in 519730-HP

## 9.21 Hydraulic Pull-Down Clamp

094129\_001  
094129\_MANUAL



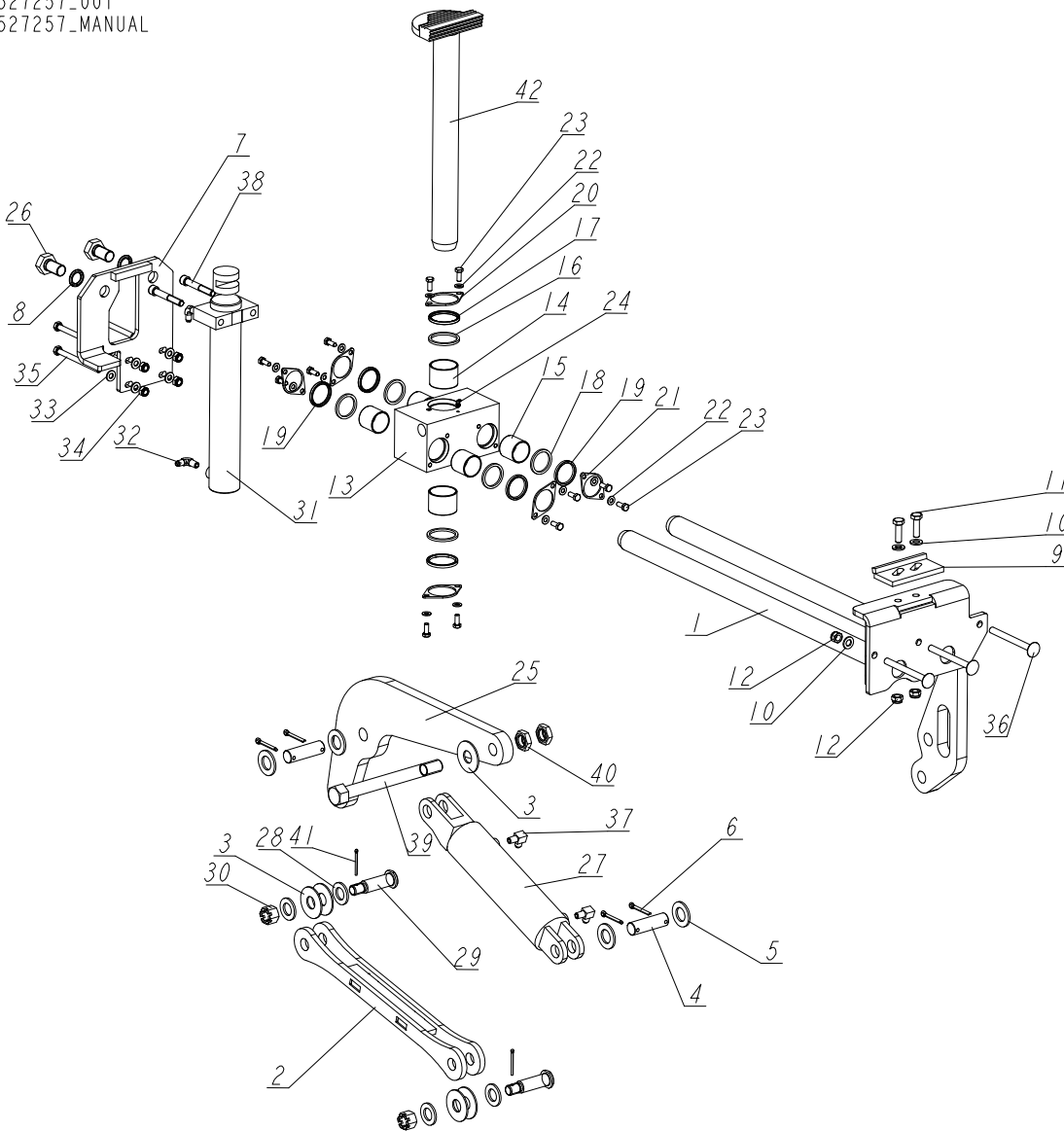
REF	DESCRIPTION (◆ indicates parts available in assemblies only)	PART #	QTY
-	<b>CLAMP ASSEMBLY, HYDRAULIC LOG CLAMP □ CO</b>	094129	1
1	BEAM, LOG CLAMP MAIN ZINC-PLATED	094115-1	1
2	PLATE, LOCKING ZINC-PLATED	094117-1	2
3	ROD, LOG CLAMP JAW GUIDE	094116	2
4	JAW WELDMENT, LOG CLAMP ZINC-PLATED	094120-1	2
5	WASHER, Z 10.2 SPLIT LOCK ZINC	F81055-2	26
6	BOLT, M10X35-8.8 HEX HEAD FULL THREAD ZIN	F81003-17	4
7	WASHER 8,2 SPLIT LOCK ZINC	F81054-4	6
8	SCREW, M8X40-8.8 HEX SOCKET HEAD CAP ZINC	F81002-29	4
9	BLOCK, LOG CLAMP UP/DOWN	094124-1	2
10	ANGLE, LOG CLAMP BRACKET	094127-1	2
11	LINK, LOG CLAMP IN/OUT SIDE ZINC-PLATED (2)	094099-1	1
12	ARM, LOG CLAMP IN/OUT ZINC-PLATED	094092-1	1
13	LINK, LOG CLAMP IN/OUT SIDE ZINC-PLATED (1)	094097-1	1
14	PIN, CLAMP UP/DOWN GUIDE	088631	2
15	CYLINDER, CJ7F-16/40/22 + UE2-40W HYDRAULIC	091346	1
16	SCREW, M10X25 8.8 HEX SOCKET HEAD CAP ZINC	F81003-32	4

**HYDRAULIC SYSTEM**  
*Hydraulic Pull-Down Clamp*

REF	DESCRIPTION (◆ indicates parts available in assemblies only)	PART #	QTY
17	PLATE WELDMENT, HYDRAULIC CYLINDER MOUNTING	094094-1	1
-	GUIDE BLOCK W/SELF-LUBRICATING BUSHINGS	090544	2
18	BLOCK WELDMENT, LOG CLAMP GUIDE PTD	090543-1	1
19	BUSHING, 3040BS SELF-LUBRICATING	088676	2
20	PIN, 25X75 ZINC-PLATED	088659-1	1
21	WASHER, 28 FLAT ZINC	F81061-1	2
22	PIN, S-FE 5X40 COTTER	F81043-31	6
23	WASHER, 16.3 SPLIT ZINC LOCK	F81058-2	2
24	SCREW, M16X55-8.8 HEX SOCKET HEAD CAP ZINC	F81006-18	2
25	PLUG, M33 THREAD #12428	089839	2
26	WASHER, 10.5 FLAT ZINC	F81055-1	18
27	NUT, M10-8-B HEX NYLON ZINC LOCK	F81033-1	18
28	SCREW, M10X35 8.8 HEX SOCKET HEAD CAP ZINC	F81003-56	4
29	BOLT, M10X40-8.8 HEX HEAD FULL THREAD ZINC	F81003-16	4
30	BOLT, M10X75-8.8 HEX HEAD ZINC	F81003-15	2
31	BOLT, M10X95-8.8-B HEX HEAD ZINC	F81003-71	8
32	BUSHING, JFM-2023-21 FLANGED	094113	8
33	RING, W31 INSIDE RETAINING	F81090-53	8
34	WASHER, ZINC-PLATED SPACER	094128-1	2
35	BOLT, M8X12-8.8 HEX HEAD FULL THREAD ZINC	F81002-6	2
36	CYLINDER, SJ2F-16-40/22/80 HYDRAULIC	093880	1
37	WASHER, 21 FLAT ZINC	F81059-2	6
38	FITTING, 1/4NPTX1/4JIC MALE ELBOW	P09142	4

## 9.22 Main Hydraulic Log Clamp (2 Rods)

527257\_001  
527257\_MANUAL



REF	DESCRIPTION (◆ indicates parts available in assemblies only)	PART #	QTY
-	<b>CLAMP, MAIN HYDRAULIC - 2 RODS</b>	527257	1
1	ROD WELDMENT, MAIN HYDRAULIC CLAMP	525107-1	1
2	ARM WELDMENT, HYDRAULIC CLAMP LINK	086963-1	1
3	WASHER, 25X63 ZINC-PLATED	088585-1	5
4	PIN, HYDRAULIC CYLINDER ZINC-PLATED	086979-1	2
5	WASHER, 28 FLAT ZINC	F81061-1	4
6	PIN, S-ZN-6.3X45 COTTER	F81045-2	4
7	PLATE, MOUNT (LOG CLAMP W/2 RODS)	527258-1	1
8	WASHER, Z22.5 SPLIT LOCK ZINC	F81059-4	2
9	STOP WELDMENT, HYDRAULIC LOG CLAMP	086980-1	1
10	WASHER, 13 FLAT ZINC	F81056-1	5
11	BOLT, M12X40-8.8 HEX HEAD FULL THREAD ZINC	F81004-4	2
12	NUT, M12 8 HEX NYLON ZINC LOCK	F81034-2	5
-	BLOCK, STEEL W/BUSHINGS - COMPLETE	521951	1

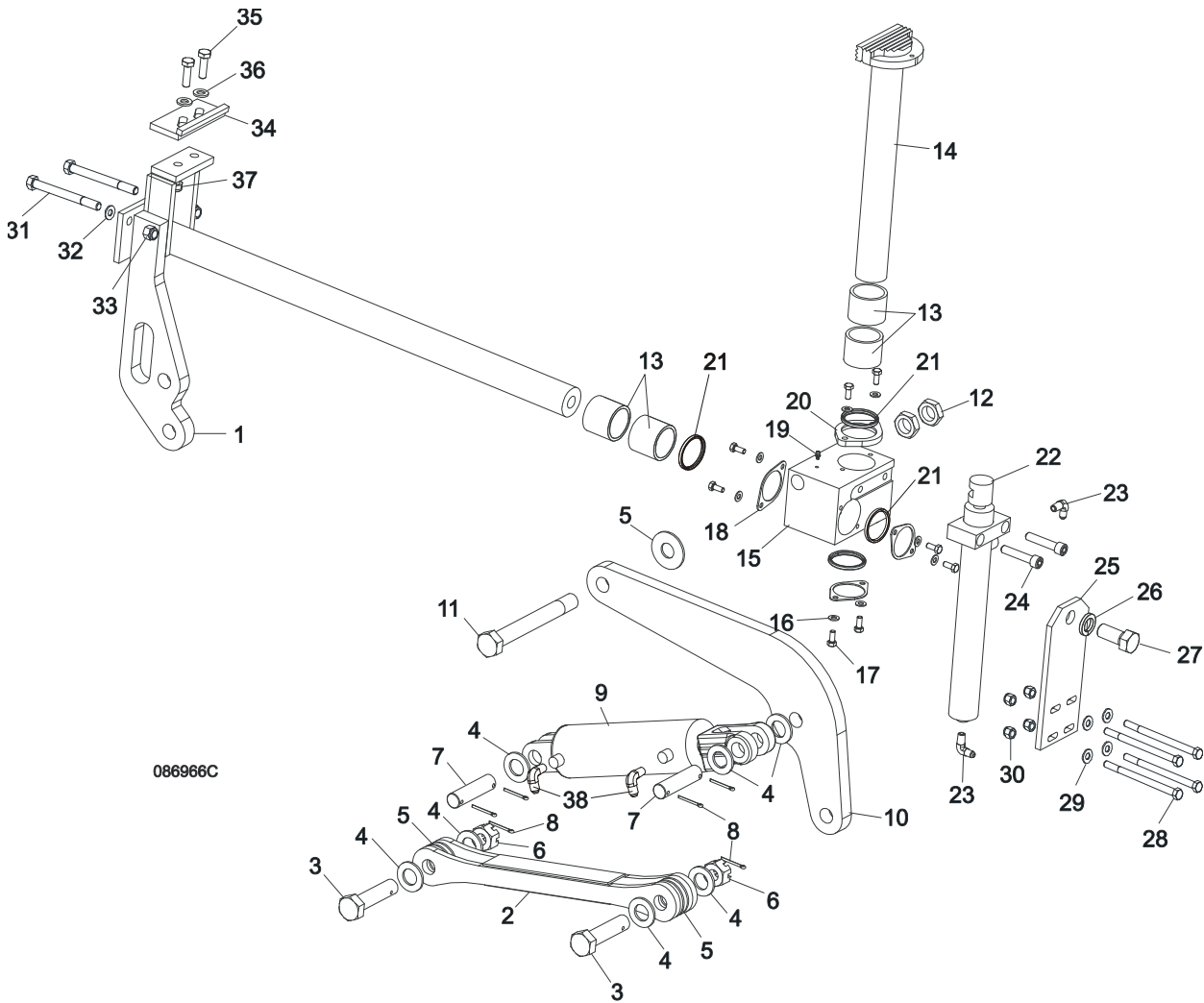


# HYDRAULIC SYSTEM

## Main Hydraulic Log Clamp (2 Rods)

REF	DESCRIPTION (◆ indicates parts available in assemblies only)	PART #	QTY
-	BLOCK, STEEL W/BUHINGS	521950-1	1
13	BLOCK, STEEL	521937	1
14	BUSHING, 5040BS SELF-LUBRICATING	088660	2
15	BUSHING, 4040BS SELF-LUBRICATING	525077	4
16	WASHER, 51/60-5	089324	2
17	WIPER, ZZ-50X60X7	088587	2
18	WASHER, WIPER - WIDE	525080	4
19	WIPER, ZZ-40X50X5/7	525079	4
20	FLANGE, CLAMP ROD WIPER	088887-1	2
21	FLANGE, WIPER	525081-1	4
22	WASHER, 8.4 FLAT ZINC	F81054-1	12
23	BOLT, M8X20 8.8 HEX HEAD FULL THREAD ZINC	F81002-4	12
24	FITTING, 3/16X3/16 STRAIGHT GREASE	P04107	1
25	ARM, HYDRAULIC LOG CLAMP LINK	086974-1	1
26	BOLT, M22X1.5X40-8.8-B HEX HEAD FULL THREAD ZINC	F81009-1	2
27	CYLINDER, CJ-S96-16-70/32/178 HYDRAULIC	088589	1
	GASKET, WM 70/32H178AU(088589)(088680)	589503-S	1
28	WASHER, 25 FLAT ZINC	F81061-3	4
29	PIN, B 24X95/85 ZINC-PLATED	F81049-2	2
30	NUT, Z M20-8-B SLOTTED CASTLE ZINC	F81037-3	2
31	CYLINDER, CJ-S582-16-50/35/300 HYDRAULIC	711617	1
32	FITTING, 1/4NPTX1/4JIC MALE ELBOW	P09142	2
33	WASHER, 10.5 FLAT ZINC	F81055-1	8
34	NUT, M10-8-B HEX NYLON ZINC LOCK	F81033-1	4
35	BOLT, M10X125 8.8 HEX HEAD ZINC	F81003-18	4
36	BOLT, M12X130 8.8 CARRIAGE ZINC	F81004-26	3
37	FITTING, 3/8JIC-1/4NPT 90L	015491	2
38	SCREW, M12X80-8.8-B-FE/ZN5HEX SOCKET HEA	F81004-20	2
39	BOLT, M24X240-8.8-B HEX HEAD ZINC	F81009-17	1
40	NUT, M24-04-B HEX THIN ZINC	F81039-3	2
41	PIN, S-ZN-4X45 COTTER	F81043-22	2
42	ROD ASSEMBLY, VERTICAL	710735-1	1

### 9.23 Hydraulic Log Clamp - Main

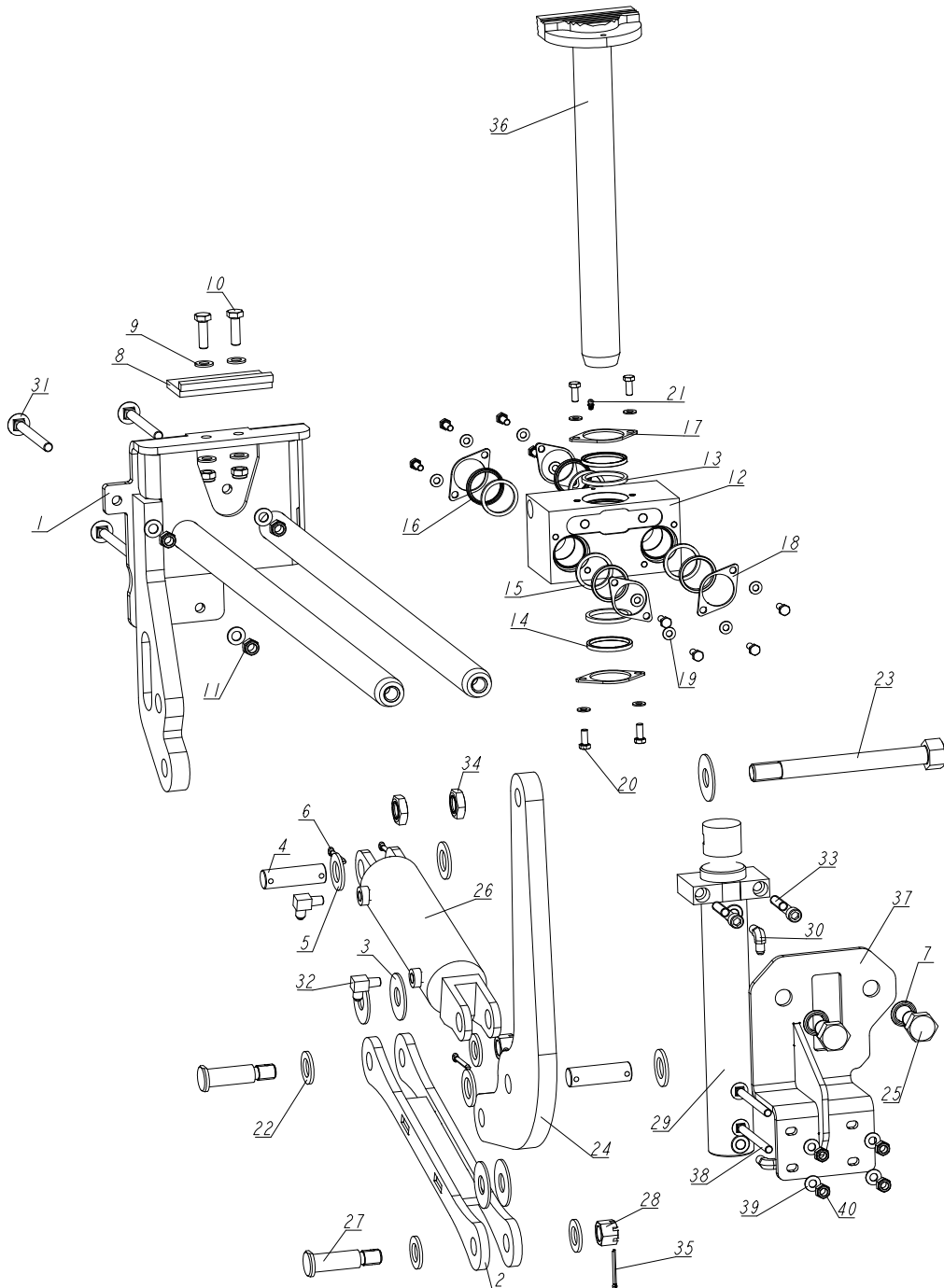


REF	DESCRIPTION (◆ indicates parts available in assemblies only)	PART #	QTY
	<b>LOG CLAMP ASSEMBLY, TWO-PLANE</b>	088658	1
1	ROD WELDMENT, LOG CLAMP SLIDE PAINTED	086967-1	1
2	Arm Weldment, Hydraulic Clamp Link	086963-1	1
3	PIN, B 24X95/85 ZINC-PLATED	F81049-2	1
4	Washer, 25 Flat Zinc	F81061-3	8
5	Washer, 25X63 Zinc-Plated	088585-1	5
6	NUT, Z M20-8-B SLOTTED CASTLE ZINC	F81037-3	2
7	Pin, Hydraulic Cylinder Zinc-Plated	086979-1	2
8	PIN, S-ZN-6.3X45 COTTER	F81045-2	6
9	Cylinder, CJ-S96-16-70/32/178 Hydraulic	088589	1
	Gasket, WM 70/32H178AU(088589)(088680)	589503-S	1
10	Arm, Hydraulic Log Clamp Link	086974-1	1
11	BOLT, M24X217/39-8.8-B HEX HEAD ZINC	088586-1	1
12	NUT, M24-04-B HEX THIN ZINC	F81039-3	2
13	Bushing, 5040BS Self-Lubricating	088660	2

14	ROD WELDMENT, LOG CLAMP VERTICAL PAINTED	088582-1	1	
15	BLOCK, LOG CLAMP PAINTED STEEL	088591-1	1	
16	Washer, 8.4 Flat Zinc	F81054-1	8	
17	BOLT, M8X20 8.8 HEX HEAD FULL THREAD ZIN	F81002-4	8	
18	Flange, Clamp Rod Wiper	088887-1	3	
19	FITTING, 3/16X3/16 STRAIGHT GREASE	P04107	1	
20	Flange, Clamp Rod Wiper	088887-1	1	
21	WIPER, ZZ-50X60X7	088587	1	
22	Cylinder, C/J-S169-16-40/22/254 Hydraulic	088590	1	
23	FITTING, 1/4NPTX1/4JIC MALE ELBOW	P09142	2	
24	SCREW, M12X55-8.8-B HEX SOCKET HEAD CAP	F81004-23	2	
25	PLATE, LOG CLAMP MOUNT PAINTED	086975-1	1	
26	WASHER, Z22.5 SPLIT LOCK ZINC	F81059-4	1	
27	BOLT, M22X1.5X40-8.8-B HEX HEAD FULL THR	F81009-1	1	
28	BOLT, M10X125 8.8 HEX HEAD ZINC	F81003-18	4	
29	Washer, 10.5 Flat Zinc	F81055-1	8	
30	Nut, M10-8-B Hex Nylon Zinc Lock	F81033-1	4	
31	BOLT, M12X130-8.8 HEX HEAD ZINC	F81004-36	2	
32	Washer, 13 Flat Zinc	F81056-1	2	
33	NUT M12 ZC 8 DIN 934	F81034-1	2	
	<b>STOP ASSEMBLY, LOG CLAMP</b>	K09485	1	
34	STOP WELDMENT, HYDRAULIC LOG CLAMP	086980-1	1	
35	BOLT, M12X40-8.8 HEX HEAD FULL THREAD ZI	F81004-4	2	
36	Washer, 13 Flat Zinc	F81056-1	2	
37	NUT, M12 8 HEX NYLON ZINC LOCK	F81034-2	4	
38	Fitting, 3/8JIC-1/4NPT 90L	015491	2	



**9.24 Main Log Clamp (540970)**

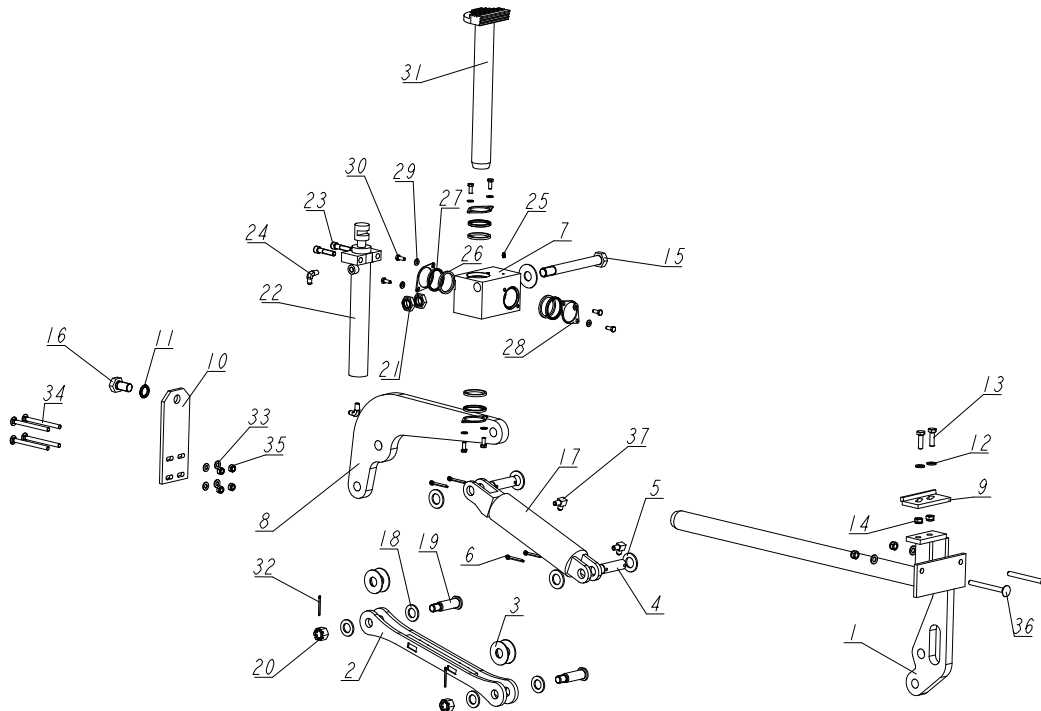


REF	DESCRIPTION (◆ indicates parts available in assemblies only)	PART #	QTY
-	MAIN LOG CLAMP	540970	1
1	ROD ASSEMBLY, MAIN LOG CLAMP	540969-1	1
2	ARM WELDMENT, HYDRAULIC CLAMP LINK PTD	086963-1	1
3	WASHER, 25X63 ZINC-PLATED	088585-1	5
4	PIN, HYDRAULIC CYLINDER ZINC-PLATED	086979-1	2
5	WASHER, 28 FLAT ZINC	F81061-1	4
6	PIN, S-ZN-6.3X45 COTTER	F81045-2	4
7	WASHER, Z22.5 SPLIT LOCK ZINC	F81059-4	2

REF	DESCRIPTION (◆ indicates parts available in assemblies only)	PART #	QTY
8	STOP WELDMENT, HYDRAULIC LOG CLAMP	086980-1	1
9	WASHER, 13 FLAT ZINC	F81056-1	7
10	BOLT, M12X40-8.8 HEX HEAD FULL THREAD ZI	F81004-4	2
11	NUT, M12 8 HEX NYLON ZINC LOCK	F81034-2	5
-	BLOCK, STEEL W/BUSHINGS - COMPLETE	521951	1
12	BLOCK, STEEL W/BUHINGS	521950-1	1
13	WASHER, 51/60-5	089324	2
14	WIPER, ZZ-50X60X7	088587	2
15	WASHER, WIPER - WIDE	525080	4
16	WIPER, ZZ-40X50X5/7	525079	4
17	FLANGE, CLAMP ROD WIPER PAINTED	088887-1	2
18	FLANGE, WIPER	525081-1	4
19	WASHER, 8.4 FLAT ZINC	F81054-1	12
20	BOLT, M8X20 8.8 HEX HEAD FULL THREAD ZIN	F81002-4	12
21	FITTING, 3/16X3/16 STRAIGHT GREASE	P04107	1
22	WASHER, 25 FLAT ZINC	F81061-3	4
23	BOLT, M24X240-8.8-B HEX HEAD ZINC	F81009-17	1
24	ARM, LOG CLAMP	547699-1	1
25	BOLT, M22X1.5X40-8.8-B HEX HEAD FULL THR	F81009-1	2
26	CYLINDER, CJ-S96-16-70/32/178 HYDRAULIC	088589	1
	GASKET, WM 70/32H178AU(088589)(088680)	589503-S	1
27	PIN, B 24X95/85 ZINC-PLATED	F81049-2	2
28	NUT, Z M20-8-B SLOTTED CASTLE ZINC	F81037-3	2
29	CYLINDER, CJ-S582-16-50/35/300 HYDRAULIC	711617	1
30	FITTING, 1/4NPTX1/4JIC MALE ELBOW	P09142	2
31	BOLT, M12X130 8.8 CARRIAGE ZINC	F81004-26	3
32	FITTING, 3/8JIC-1/4NPT 90L	015491	2
33	SCREW, M12X80-8.8-B-FE/ZN5HEX SOCKET HEA	F81004-20	2
34	NUT, M24-04-B HEX THIN ZINC	F81039-3	2
35	PIN, S-ZN-4X45 COTTER	F81043-22	2
36	ROD ASSEMBLY, VERTICAL	710735-1	1
37	BRACKET, COMPLETE	547682-1	1
38	BOLT, M10X125 8.8 CARRIAGE ZINC	F81003-34	4
39	WASHER, 10.5 FLAT ZINC	F81055-1	4
40	NUT, M10-8-B HEX NYLON ZINC LOCK	F81033-1	4

9.25 Two-Plane Log Clamp - M-type Frame +100 (544213)

544213\_001  
544213\_MANUAL

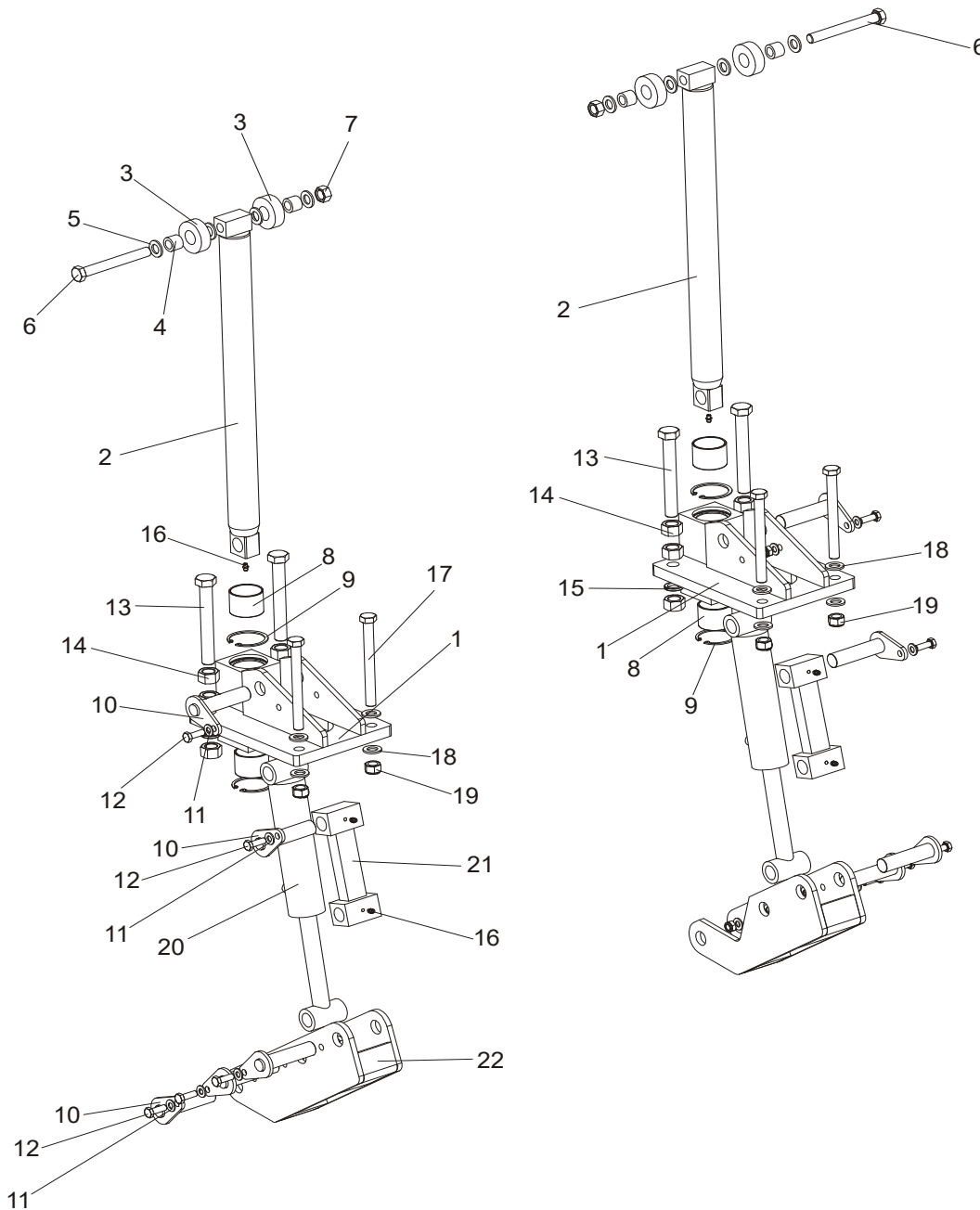


REF	DESCRIPTION (◆ indicates parts available in assemblies only)	PART #	QTY
-	TWO-PLANE LOG CLAMP (M-TYPE FRAME +100)	544213	1
1	ROD ASSEMBLY, TWO-PLANE LOG CLAMP	544212-1	1
2	ARM WELDMENT, HYDRAULIC CLAMP LINK PTD	086963-1	1
3	WASHER, 25 X 63	088585	5
4	PIN, HYDRAULIC CYLINDER ZINC-PLATED	086979-1	2
5	WASHER, 28 FLAT ZINC	F81061-1	4
6	PIN, S-ZN-6.3X45 COTTER	F81045-2	4
7	BLOCK, LOG CLAMP PAINTED STEEL	088591-1	1
8	ARM, LX450 HYDRAULIC CLAMP LINK	518923-1	1
9	STOP WELDMENT, HYDRAULIC LOG CLAMP	086980-1	1
10	MOUNTING PLATE, PAINTED	551125-1	1
11	WASHER, Z22.5 SPLIT LOCK ZINC	F81059-4	1
12	WASHER, 13 FLAT ZINC	F81056-1	4
13	BOLT, M12X40-8.8 HEX HEAD FULL THREAD ZI	F81004-4	2
14	NUT, M12 8 HEX NYLON ZINC LOCK	F81034-2	4
15	BOLT, M24X217/39-8.8-B HEX HEAD ZINC	088586-1	1
16	BOLT, M22X1.5X40-8.8-B HEX HEAD FULL THR	F81009-1	1
17	CYLINDER, CJ-S96-16-70/32/178 HYDRAULIC	088589	1
	GASKET, WM 70/32H178AU(088589)(088680)	589503-S	1
18	WASHER, 25 FLAT ZINC	F81061-3	4
19	PIN, B 24X95/85 ZINC-PLATED	F81049-2	2
20	NUT, Z M20-8-B SLOTTED CASTLE ZINC	F81037-3	2
21	NUT, M24-04-B HEX THIN ZINC	F81039-3	2

**HYDRAULIC SYSTEM***Two-Plane Log Clamp - M-type Frame +100 (544213)*

REF	DESCRIPTION (◆ indicates parts available in assemblies only)	PART #	QTY	
22	CYLINDER, CJ-S169-16-40/22/254 HYDRAULIC	088590	1	
23	SCREW, M12X55-8.8-B HEX SOCKET HEAD CAP	F81004-23	2	
24	FITTING, 1/4NPTX1/4JIC MALE ELBOW	P09142	2	
25	FITTING, 3/16X3/16 STRAIGHT GREASE	P04107	1	
26	WASHER, 51/60-5	089324	4	
27	WIPER, ZZ-50X60X7	088587	4	
28	FLANGE, CLAMP ROD WIPER PAINTED	088887-1	4	
29	WASHER, 8.4 FLAT ZINC	F81054-1	8	
30	BOLT, M8X20 8.8 HEX HEAD FULL THREAD ZIN	F81002-4	8	
31	ROD WELDMENT, LOG CLAMP VERTICAL PAINTED	088582-1	1	
32	PIN, S-ZN 4 X 45 COTTER	F81043-21	2	
33	WASHER, 10.5 FLAT ZINC	F81055-1	4	
34	BOLT, M10X125 8.8 CARRIAGE ZINC	F81003-34	4	
35	NUT, M10-8-B HEX NYLON ZINC LOCK	F81033-1	4	
36	BOLT, M12X130 8.8 CARRIAGE ZINC	F81004-26	2	
37	FITTING, 3/8JIC-1/4NPT 90L	015491	2	

9.26 Hydraulic Log Side Supports (Super Version)



REF	DESCRIPTION (◆ indicates parts available in assemblies only)	PART #	QTY
	<b>SUPPORT, LT70/300 VERTICAL LOG SIDE (2)</b>	094388	
1	Mount Weldment, LT70/300 Vertical Side Support Upper	508958-1	1
2	Rod Weldment, LT70/300 Vertical Side Support Complete	094011-1	1
3	Roller, LT70/300 Vertical Side Support Zinc-Plated	094013-1	2
4	BUSHING, 16/25-20	094012	2
5	WASHER, 17 SPLIT LOCK ZINC	F81058-1	4
6	BOLT, M16X140 HEX HEAD ZINC GRADE 8.8	F81006-4	1
7	Nut, M16-5.8 Hex Zinc	F81036-1	1
8	BUSHING, 5040BS SELF-LUBRICATING	088660	1
9	Ring, 62W Inside Retaining	F81090-1	2

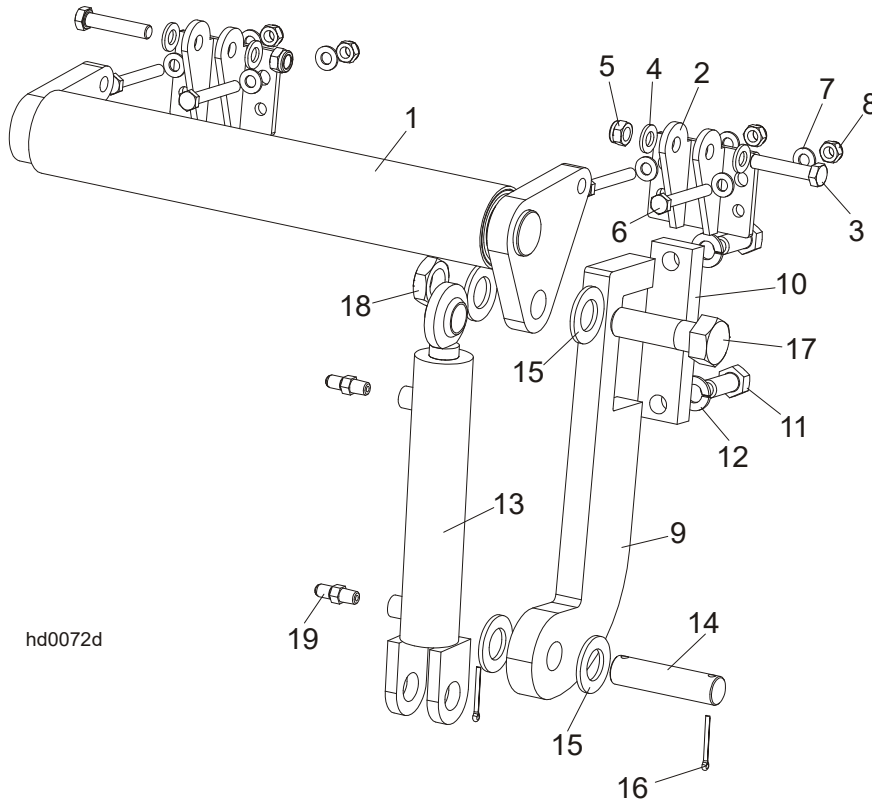


# HYDRAULIC SYSTEM

## Hydraulic Log Side Supports (Super Version)

10	Pin Weldment, Vertical Side Support Zinc-Plated	091197-1	5	
11	Washer, 10.5 Flat Zinc	F81055-1	5	
12	BOLT, M10X30-8.8 HEX HEAD FULL THREAD ZI	F81003-2	5	
13	BOLT, ISO 4017 M20X150 8.8 HEX HEAD FULL	F81007-3	2	
14	Nut, M20-8 Hex Zinc	F81037-1	6	
15	Washer, 20.5 Split Lock Zinc	F81059-1	2	
16	Fitting, M6 Grease	086280	2	
17	BOLT, M16X160 HEX HEAD ZINC	F81006-20	2	
18	WASHER, 17 SPLIT LOCK ZINC	F81058-1	4	
19	Nut, M16-8 Hex Nylon Zinc Lock	F81036-2	2	
20	Cylinder, 28/150 1/4 NPT Port Hydraulic	094002	1	
21	LINK WELDMENT, LT70/300 VERTICAL SIDE SU	094016-1	1	
22	MOUNT WELDMENT, LT70/300 VERTICAL SIDE S	094387-1	1	
	<b>SUPPORT, LT70/300 VERTICAL LOG SIDE</b>	094010		
1	Mount Weldment, LT70/300 Vertical Side Support Upper	508958-1	1	
2	Rod Weldment, LT70/300 Vertical Side Support Complete	094011-1	1	
3	Roller, LT70/300 Vertical Side Support Zinc-Plated	094013-1	2	
4	BUSHING, 16/25-20	094012	2	
5	WASHER, 17 SPLIT LOCK ZINC	F81058-1	4	
6	BOLT, M16X140 HEX HEAD ZINC GRADE 8.8	F81006-4	1	
7	Nut, M16-5.8 Hex Zinc	F81036-1	1	
8	BUSHING, 5040BS SELF-LUBRICATING	088660	1	
9	Ring, 62W Inside Retaining	F81090-1	2	
10	Pin Weldment, Vertical Side Support Zinc-Plated	091197-1	5	
11	Washer, 10.5 Flat Zinc	F81055-1	5	
12	BOLT, M10X30-8.8 HEX HEAD FULL THREAD ZI	F81003-2	5	
13	BOLT, ISO 4017 M20X150 8.8 HEX HEAD FULL	F81007-3	2	
14	Nut, M20-8 Hex Zinc	F81037-1	6	
15	Washer, 20.5 Split Lock Zinc	F81059-1	2	
16	Fitting, M6 Grease	086280	2	
17	BOLT, M16X160 HEX HEAD ZINC	F81006-20	2	
18	WASHER, 17 SPLIT LOCK ZINC	F81058-1	4	
19	Nut, M16-8 Hex Nylon Zinc Lock	F81036-2	2	
20	Cylinder, 28/150 1/4 NPT Port Hydraulic	094002	1	
21	Link Weldment, LT70/300 Vertical Side Support	094016-1	1	
22	Mount Weldment, LT70/300 Vertical Side Support Lower	094387-1	1	

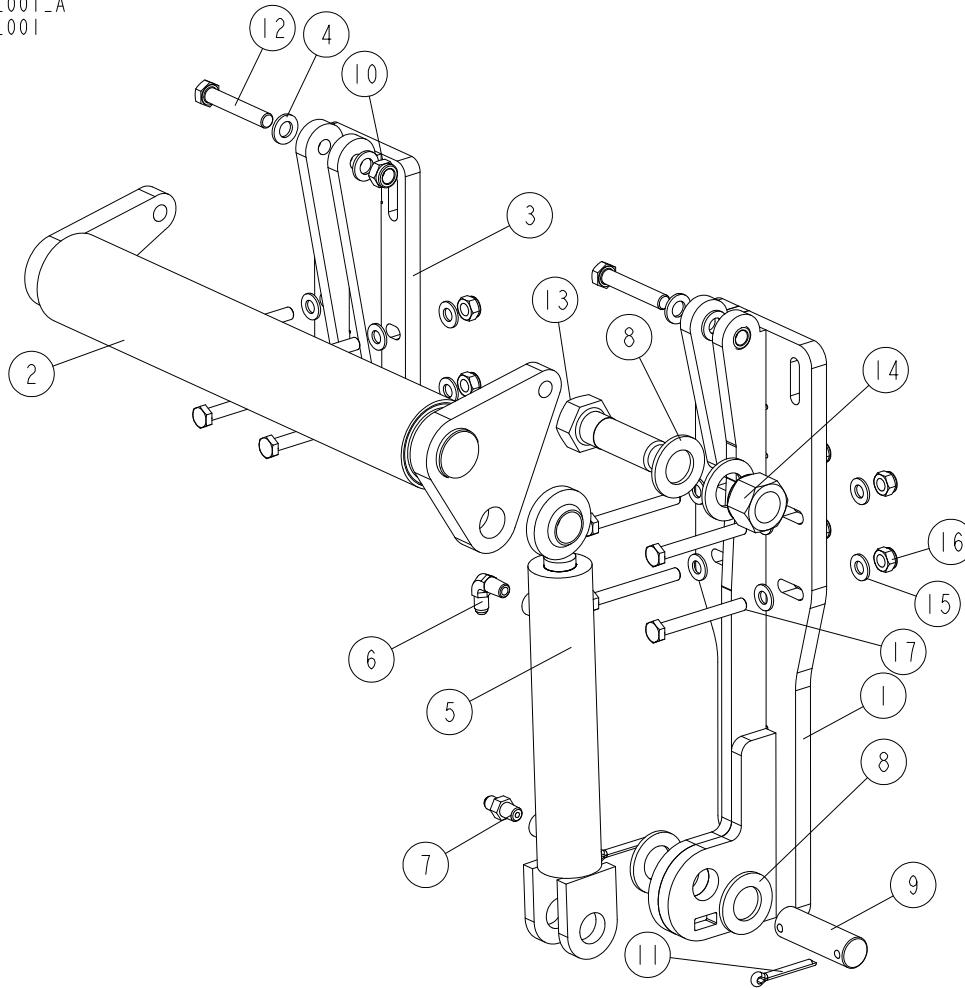
## 9.27 Hydraulic Toe Board



REF	DESCRIPTION (◆ indicates parts available in assemblies only)	PART #	QTY	
	<b>REAR HYDRAULIC TOE BOARD</b>	092634	1	
1	ROLLER WELDMENT, TOE BOARD	086253-1	1	
2	BRACKET, TOE BOARD ROLLER MOUNT	087903-1	4	
3	Bolt, M12x60-8.8 Hex Head Zinc	F81004-5	4	
4	Washer, 13 Flat Zinc	F81056-1	8	
5	NUT, M12 8 HEX NYLON ZINC LOCK	F81034-2	4	
6	Bolt, M10x75-8.8 Hex Head Zinc	F81003-15	8	
7	Washer, 10.5 Flat Zinc	F81055-1	16	
8	Nut, M10-8-B Hex Nylon Zinc Lock	F81033-1	8	
9	BRACKET, TOE BOARD CYLINDER MOUNT PAINTE	087729-1	2	
10	PLATE, TOE BOARD CYLINDER MOUNT	090086-1	2	
11	Bolt, M16x40-8.8 Hex Head Full Thread Zinc	F81006-13	4	
12	WASHER, 16.3 SPLIT ZINC LOCK	F81058-2	4	
13	Cylinder, CJ-S170-16-40/25/152 Hydraulic	088681	2	
14	PIN, HYDRAULIC CYLINDER ZINC-PLATED	086979-1	2	
15	Washer, 28 Flat Zinc	F81061-1	8	
16	PIN, 3/16X1.5" COTTER ZINC	F05012-23	4	
17	Bolt, 1-8x3 1/4 Hex Head Grade 5	F05009-51	2	
18	NUT, 1"-14	F05010-117	2	
19	Fitting, 1/4NPTx1/4JIC Male	P09143	4	

**9.28 Left Hydraulic Toe Board (mounted on lower bed rail)**

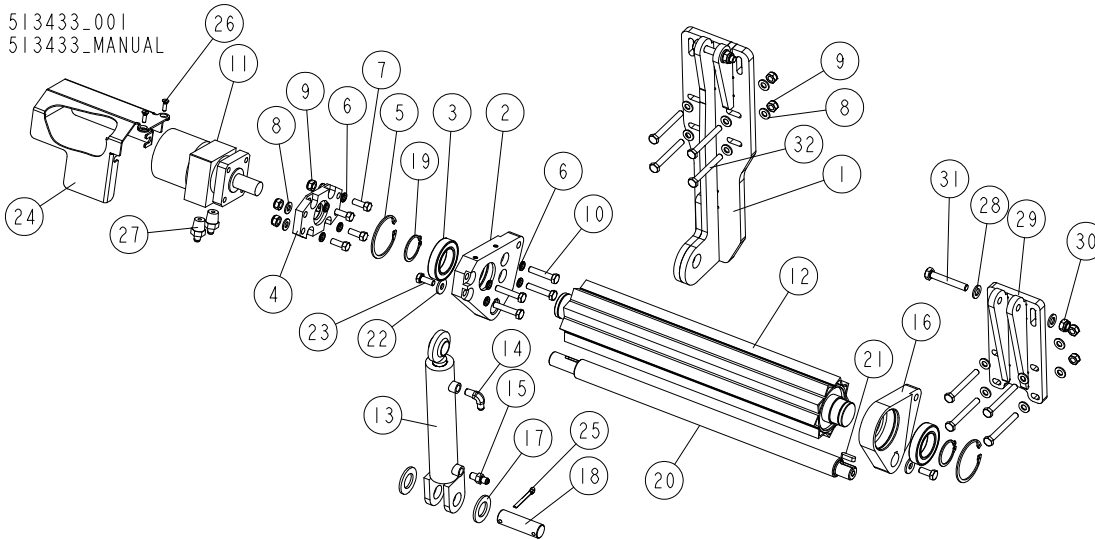
519735\_001\_A  
519735\_001



REF	DESCRIPTION (◆ indicates parts available in assemblies only)	PART #	QTY
-	<b>ROLLER, LEFT HYDRAULIC TOE BOARD (MOUNTED ON LOWER BED RAIL)</b>	519735	1
1	BRACKET, ROLLER RIGHT	527018-1	1
2	ROLLER WELDMENT, TOE BOARD	086253-1	1
3	BRACKET WELDMENT, ROLLER	520099-1	1
4	WASHER, 13 FLAT ZINC	F81056-1	28
-	CYLINDER, HYDRAULIC W/FITTINGS	085937	1
5	CYLINDER, CJ-S170-16-40/25/152 HYDRAULIC	088681	1
6	FITTING, 1/4NPTX1/4JIC MALE ELBOW	P09142	1
7	FITTING, 1/4NPTX1/4JIC MALE	P09143	1
8	WASHER, 28 FLAT ZINC	F81061-1	4
9	PIN, HYDRAULIC CYLINDER ZINC-PLATED	086979-1	1
10	NUT, M12 8 HEX NYLON ZINC LOCK	F81034-2	14
11	PIN, S-ZN-6.3X45 COTTER	F81045-2	2
12	BOLT, M12X70-8.8 HEX HEAD ZINC	F81004-39	2
13	BOLT, M12X90-8.8 HEX HEAD ZINC	F81004-2	12
14	BOLT, 1-8X3 1/4 HEX HEAD GRADE 5	F05009-51	1
15	NUT, 1-8 SELF LOCK	F05010-109	1



9.29 Driven Log Levelling Roller (mounted on lower bed rail)



REF	DESCRIPTION (◆ indicates parts available in assemblies only)	PART #	QTY
-	<b>ROLLER, DRIVEN LOG LEVELLING (LOWER BED RAIL)</b>	513433	1
1	BRACKET WELDMENT, DRIVEN LOG LEVELLING ROLLER	510605-1	1
2	BRACKET, POWER ROLLER SIDE (W/HM CONNECT	096029-1	1
3	BEARING, 6009.2RSR ROLLING (FAG)	096025	2
4	PLATE, HYDRAULIC MOTOR MOUNT	096030-1	1
5	RING, W 75 INSIDE RETAINING	F81090-41	2
6	WASHER, Z 10.2 SPLIT LOCK ZINC	F81055-2	8
7	BOLT, 3/8-16X1 HHC	F05007-7	4
8	WASHER, 10.5 FLAT ZINC	F81055-1	20
9	NUT, M10-8-B HEX NYLON ZINC LOCK	F81033-1	12
10	BOLT, M10X50MM,HEX HEAD FULL THREAD ZINC	F81003-4	4
11	MOTOR, MG06-13-13AAAB HYDRAULIC	P21506	1
12	ROLLER WELDMENT, DRIVEN LOG LEVELLING	096028-1	1
-	CYLINDER, HYDRAULIC W/FITTINGS	085937	1
13	CYLINDER, CJ-S170-16-40/25/152 HYDRAULIC	088681	1
14	FITTING, 1/4NPTX1/4JIC MALE ELBOW	P09142	1
15	FITTING, 1/4NPTX1/4JIC MALE	P09143	1
16	BRACKET, POWER ROLLER SIDE	096031-1	1
17	WASHER, 28 FLAT ZINC	F81061-1	2
18	PIN, HYDRAULIC CYLINDER ZINC-PLATED	086979-1	1
19	RING, Z 45 OUTSIDE RETAINING	F81090-32	2
20	ROD, CONNECTION	096034-1	1
21	KEY, A8X7X28 PARALLEL	096035	2
22	WASHER, 10.5 SPECIAL FLAT ZINC	F81055-6	2
23	BOLT, M10X25 8.8 HEX HEAD FULL THREAD	F81003-31	2
24	GUARD, HYDRAULIC MOTOR	096037-1	1
25	PIN, S-ZN-6.3X45 COTTER	F81045-2	1
26	SCREW, M6X20-5.8-B SLOTTED COUNTERSUNK HEAD ZINC	F81001-31	2
27	FITTING, 1/2-14NPT/ 7/16-20UNF STRAIGHT W/MALE THREAD	096919	2



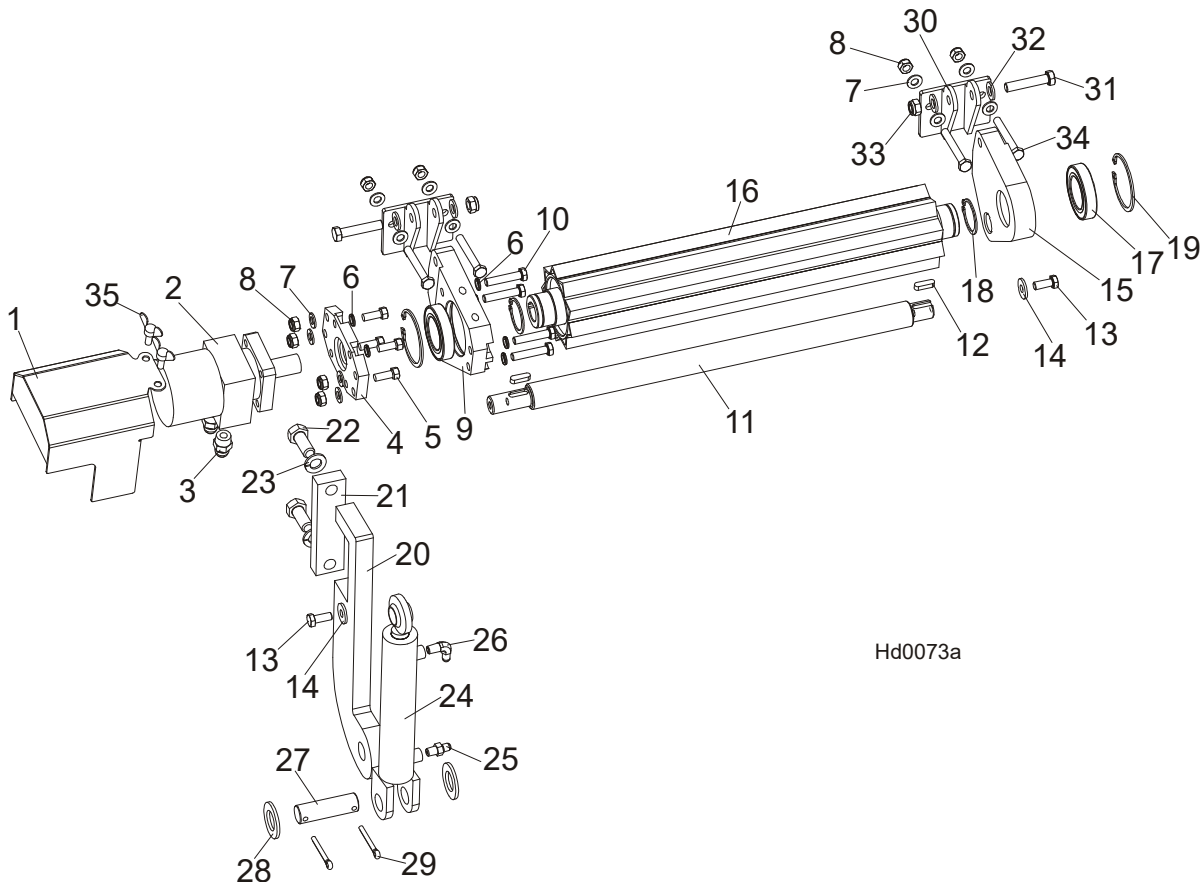
## HYDRAULIC SYSTEM

*Driven Log Levelling Roller (mounted on lower bed rail)*

---

REF	DESCRIPTION (◆ indicates parts available in assemblies only)	PART #	QTY	
28	WASHER, 13 FLAT ZINC	F81056-1	4	
29	BRACKET WELDMENT, ROLLER	520099-1	1	
30	NUT, M12 8 HEX NYLON ZINC LOCK	F81034-2	2	
31	BOLT, M12X75-8.8 HEX HEAD FULL THREAD ZINC	F81004-10	2	
32	BOLT, M10X85-8.8 HEX HEAD ZINC	F81003-125	8	

**9.30 Power Toe Roller**



REF	DESCRIPTION (◆ indicates parts available in assemblies only)	PART #	QTY
	<b>POWER ROLLER</b>	096040	1
1	GUARD, HYDRAULIC MOTOR	096037-1	1
2	Motor, MG06-13-13AAAB Hydraulic	P21506	1
3	FITTING, 1/2-14NPT/ 7/16-20UNF STRAIGHT	096919	2
4	Plate, Hydraulic Motor Mount	096030-1	1
5	BOLT, 3/8-16X1 HH	F05007-7	4
6	WASHER, Z 10.2 SPLIT LOCK ZINC	F81055-2	4
7	WASHER, 10.5 FLAT ZINC	F81055-1	12
8	NUT, M10-8-B HEX NYLON ZINC LOCK	F81033-1	8
9	BRACKET, POWER ROLLER SIDE (W/HM CONNECT	096029-1	1
10	BOLT, M10X50MM,HEX HEAD FULL THREAD ZINC	F81003-4	4
11	ROD, CONNECTION	096034	1
12	Key, A8x7x28 Parallel	096035	2
13	Bolt, M10x25 8.8 Hex Head Full Thread Zinc	F81003-31	2
14	WASHER, 10.5 SPECIAL FLAT ZINC	F81055-6	2
15	BRACKET, POWER ROLLER SIDE	096031-1	1
16	ROLLER WELDMENT, DRIVEN LOG LEVELLING	096028-1	1
17	BEARING, 6009.2RSR ROLLING (FAG)	096025	2
18	RING, Z 45 OUTSIDE RETAINING	F81090-32	2
19	RING, W 75 INSIDE RETAINING	F81090-41	2
20	BRACKET, TOE BOARD CYLINDER MOUNT PAINTE	087729-1	1

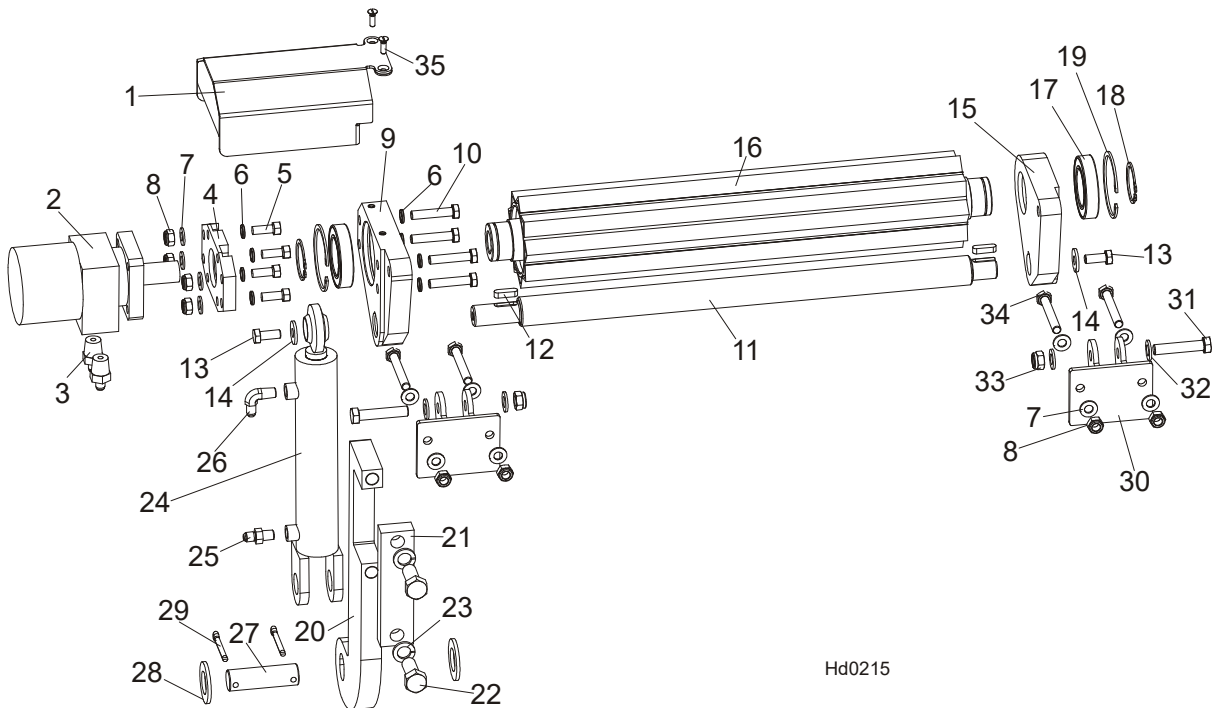


## HYDRAULIC SYSTEM

### Power Toe Roller

21	PLATE, TOE BOARD CYLINDER MOUNT	090086-1	1	
22	Bolt, M16x40-8.8 Hex Head Full Thread Zinc	F81006-13	2	
23	WASHER, 16.3 SPLIT ZINC LOCK	F81058-2	2	
	CYLINDER, HYDRAULIC W/FITTINGS	085937	1	
24	Cylinder, CJ-S170-16-40/25/152 Hydraulic	088681	1	
25	FITTING, 1/4NPTX1/4JIC MALE	P09143	1	
26	Fitting, 1/4NPTx1/4JIC Male Elbow	P09142	1	
27	PIN, HYDRAULIC CYLINDER ZINC-PLATED	086979-1	1	
28	Washer, 28 Flat Zinc	F81061-1	2	
29	PIN, S-ZN-6.3X45 COTTER	F81045-2	2	
30	Bracket, Toe Board Roller Mount	087903-1	2	
31	Bolt, M12x60-8.8 Hex Head Zinc	F81004-5	2	
32	WASHER, 13 FLAT ZINC	F81056-1	4	
33	NUT, M12 8 HEX NYLON ZINC LOCK	F81034-2	2	
34	BOLT, M10X75-8.8 HEX HEAD ZINC	F81003-15	4	
35	SCREW, M6 X 16 THUMB	F81001-16	2	

**9.31 Power Toe Roller (Option)**



Hd0215

REF	DESCRIPTION (◆ indicates parts available in assemblies only)	PART #	QTY
	<b>POWER ROLLER</b>	<b>507688</b>	<b>1</b>
1	GUARD, HYDRAULIC MOTOR	507690-1	1
2	Motor, MG06-13-13AAAB Hydraulic	P21506	1
3	FITTING, 1/2-14NPT/ 7/16-20UNF STRAIGHT	096919	2
4	Plate, Hydraulic Motor Mount	096030-1	1
5	BOLT, 3/8-16X1 HH	F05007-7	4
6	WASHER, Z 10.2 SPLIT LOCK ZINC	F81055-2	4
7	Washer, 10.5 Flat Zinc	F81055-1	12
8	NUT, M10-8-B HEX NYLON ZINC LOCK	F81033-1	8
9	BRACKET, POWER ROLLER SIDE (W/HM CONNECT	507684-1	1
10	BOLT, M10X50MM,HEX HEAD FULL THREAD ZINC	F81003-4	4
11	ROD, CONNECTION	096034	1
12	Key, A8x7x28 Parallel	096035	2
13	Bolt, M10x25 8.8 Hex Head Full Thread Zinc	F81003-31	2
14	WASHER, 10.5 SPECIAL FLAT ZINC	F81055-6	2
15	BRACKET, POWER ROLLER SIDE	507687-1	1
16	ROLLER WELDMENT, DRIVEN LOG LEVELLING	096028-1	1
17	BEARING, 6009.2RSR ROLLING (FAG)	096025	2
18	RING, Z 45 OUTSIDE RETAINING	F81090-32	2
19	RING, W 75 INSIDE RETAINING	F81090-41	2
20	BRACKET, TOE BOARD CYLINDER MOUNT PAINTE	087729-1	1
21	PLATE, TOE BOARD CYLINDER MOUNT	090086-1	1
22	Bolt, M16x40-8.8 Hex Head Full Thread Zinc	F81006-13	2
23	WASHER, 16.3 SPLIT ZINC LOCK	F81058-2	2
	CYLINDER, HYDRAULIC W/FITTINGS	085937	1
24	Cylinder, CJ-S170-16-40/25/152 Hydraulic	088681	1



## HYDRAULIC SYSTEM

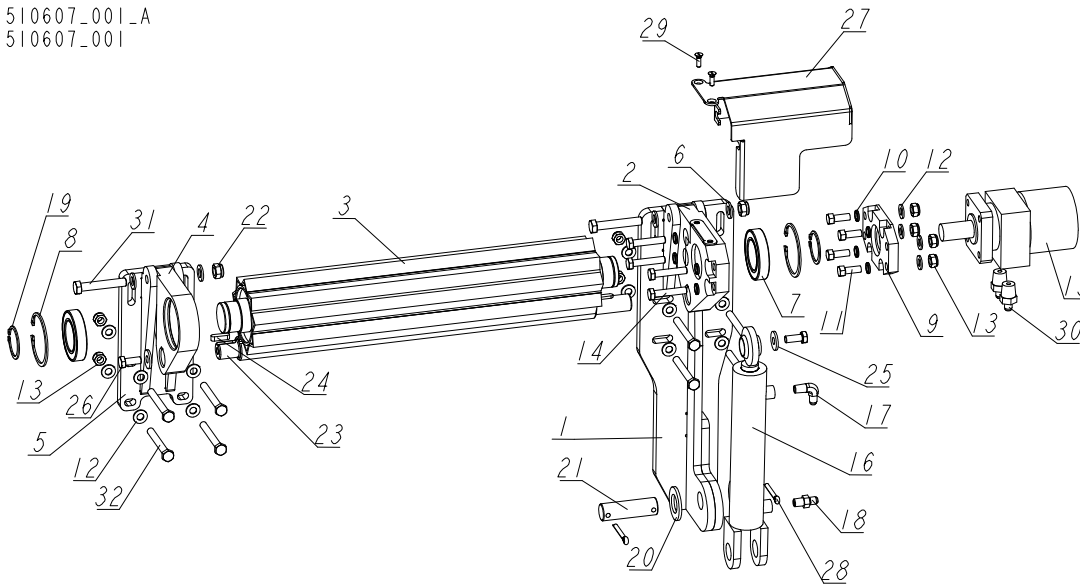
### Power Toe Roller (Option)

---

25	FITTING, 1/4NPTX1/4JIC MALE	P09143	1	
26	Fitting, 1/4NPTx1/4JIC Male Elbow	P09142	1	
27	PIN, HYDRAULIC CYLINDER ZINC-PLATED	086979-1	1	
28	Washer, 28 Flat Zinc	F81061-1	2	
29	PIN, S-ZN-6.3X45 COTTER	F81045-2	2	
30	Bracket, Toe Board Roller Mount	087903-1	2	
31	Bolt, M12x60-8.8 Hex Head Zinc	F81004-5	2	
32	WASHER, 13 FLAT ZINC	F81056-1	4	
33	NUT, M12 8 HEX NYLON ZINC LOCK	F81034-2	2	
34	Bolt, M10x75-8.8 Hex Head Zinc	F81003-15	4	
35	SCREW, M6X20-5.8-B SLOTTED COUNTERSUNK H	F81001-31	2	

9.32 Driven Log Levelling Roller, Lower Bed Rail (Option)

510607\_001-A  
510607\_001



REF	DESCRIPTION (◆ indicates parts available in assemblies only)	PART #	QTY
-	<b>DRIVEN LOG LEVELLING ROLLER - LEFT W/CLAMP</b>	510607	1
1	BRACKET, ROLLER RIGHT	527018-1	1
2	BRACKET, POWER ROLLER SIDE (W/HM CONNECT	507684-1	1
3	ROLLER WELDMENT, DRIVEN LOG LEVELLING	096028-1	1
4	BRACKET, POWER ROLLER SIDE	507687-1	1
5	BRACKET WELDMENT, ROLLER	520099-1	1
6	WASHER, 13 FLAT ZINC	F81056-1	21
7	BEARING, 6009.2RSR ROLLING (FAG)	096025	2
8	RING, W 75 INSIDE RETAINING	F81090-41	2
9	PLATE, HYDRAULIC MOTOR MOUNT	096030-1	1
10	WASHER, Z 10.2 SPLIT LOCK ZINC	F81055-2	8
11	BOLT, 3/8-16X1 HHC	F05007-7	4
12	WASHER, 10.5 FLAT ZINC	F81055-1	4
13	NUT, M10-8-B HEX NYLON ZINC LOCK	F81033-1	4
14	BOLT, M10X50MM,HEX HEAD FULL THREAD ZINC	F81003-4	4
15	MOTOR, MG06-13-13AAAB HYDRAULIC	P21506	1
-	CYLINDER, HYDRAULIC W/FITTINGS	085937	1
16	CYLINDER, CJ-S170-16-40/25/152 HYDRAULIC	088681	1
17	FITTING, 1/4NPTX1/4JIC MALE ELBOW	P09142	1
18	FITTING, 1/4NPTX1/4JIC MALE	P09143	1
19	RING, Z 45 OUTSIDE RETAINING	F81090-32	2
20	WASHER, 28 FLAT ZINC	F81061-1	2
21	PIN, 25.4X84	086979	1
22	NUT, M12 8 HEX NYLON ZINC LOCK	F81034-2	11
23	ROD, CONNECTION	096034	1
24	KEY, A8X7X28 PARALLEL	096035	2
25	WASHER, 10.5 SPECIAL FLAT ZINC	F81055-6	2
26	BOLT, M10X25 8.8 HEX HEAD FULL THREAD	F81003-31	2



## HYDRAULIC SYSTEM

*Driven Log Levelling Roller, Lower Bed Rail (Option)*

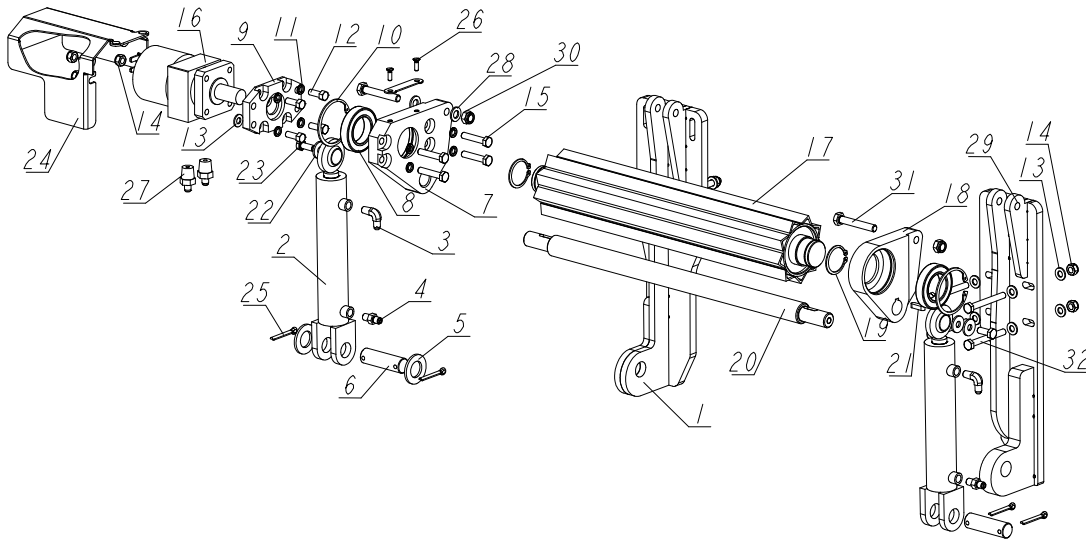
---

REF	DESCRIPTION (◆ indicates parts available in assemblies only)	PART #	QTY	
27	GUARD, HYDRAULIC MOTOR	507690-1	1	
28	PIN, S-ZN-6.3X45 COTTER	F81045-2	2	
29	SCREW, M6X20-5.8-B SLOTTED COUNTERSUNK HEAD ZINC	F81001-31	2	
30	FITTING, 1/2-14NPT/ 7/16-20UNF STRAIGHT W/MALE THREAD	096919	2	
31	BOLT, M12X70-8.8 HEX HEAD ZINC	F81004-39	2	
32	BOLT, M12X90-8.8 HEX HEAD ZINC	F81004-2	8	



9.33 Driven Log Levelling Roller, Right w/2 Cylinders (Option)

526160\_001\_A  
526160\_MANUAL



REF	DESCRIPTION (◆ indicates parts available in assemblies only)	PART #	QTY
-	<b>ROLLER, DRIVEN LOG LEVELLING - RIGHT W/2</b>	526160	1
1	BRACKET WELDMENT, DRIVEN LOG LEVELLING R	510605-1	1
-	CYLINDER, HYDRAULIC W/FITTINGS	085937	2
2	CYLINDER, CJ-S170-16-40/25/152 HYDRAULIC	088681	1
3	FITTING, 1/4NPTX1/4JIC MALE ELBOW	P09142	1
4	FITTING, 1/4NPTX1/4JIC MALE	P09143	1
5	WASHER, 28 FLAT ZINC	F81061-1	2
6	PIN, HYDRAULIC CYLINDER ZINC-PLATED	086979-1	2
7	BRACKET, POWER ROLLER SIDE (W/HM CONNECT	096029-1	1
8	BEARING, 6009.2RSR ROLLING (FAG)	096025	2
9	PLATE, HYDRAULIC MOTOR MOUNT	096030-1	1
10	RING, W 75 INSIDE RETAINING	F81090-41	2
11	WASHER, Z 10.2 SPLIT LOCK ZINC	F81055-2	8
12	BOLT, 3/8-16X1 HH	F05007-7	4
13	WASHER, 10.5 FLAT ZINC	F81055-1	20
14	NUT, M10-8-B HEX NYLON ZINC LOCK	F81033-1	12
15	BOLT, M10X50MM,HEX HEAD FULL THREAD ZINC	F81003-4	4
16	MOTOR, MG06-13-13AAAB HYDRAULIC	P21506	1
17	ROLLER WELDMENT, DRIVEN LOG LEVELLING	096028-1	1
18	BRACKET, POWER ROLLER SIDE	096031-1	1
19	RING, Z 45 OUTSIDE RETAINING	F81090-32	2
20	ROD, CONNECTION	520349	1
21	KEY, A8X7X28 PARALLEL	096035	2
22	WASHER, 10.5 SPECIAL FLAT ZINC	F81055-6	3
23	BOLT, M10X25 8.8 HEX HEAD FULL THREAD	F81003-31	2
24	GUARD, HYDRAULIC MOTOR	096037-1	1
25	PIN, S-ZN-6.3X45 COTTER	F81045-2	4
26	SCREW, M6X20-5.8-B SLOTTED COUNTERSUNK H	F81001-31	2
27	FITTING, 1/2-14NPT/ 7/16-20UNF STRAIGHT	096919	2



## HYDRAULIC SYSTEM

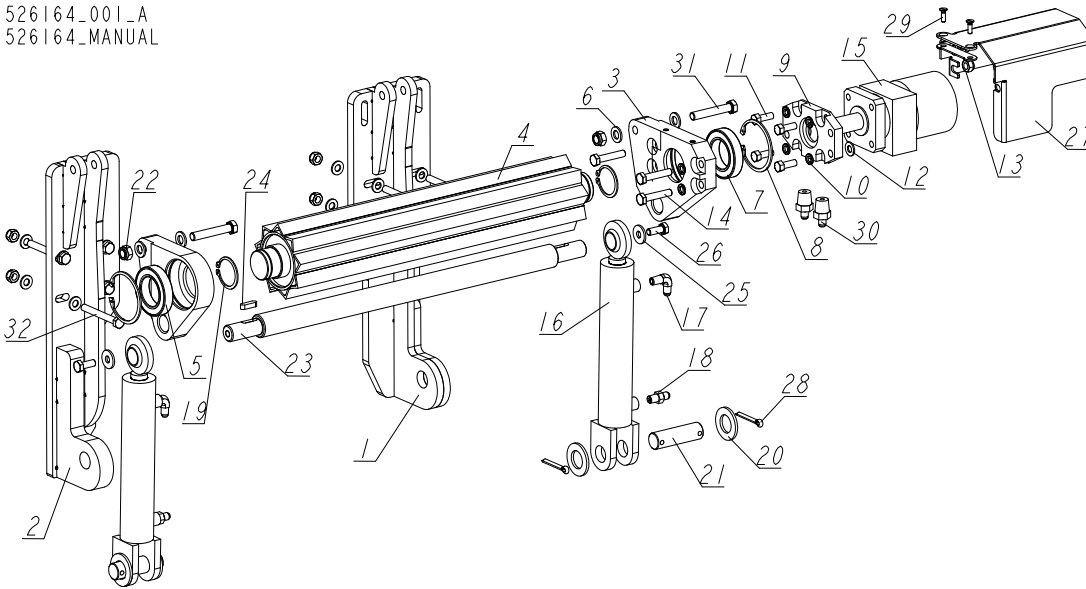
*Driven Log Levelling Roller, Right w/2 Cylinders (Option)*

---

REF	DESCRIPTION (◆ indicates parts available in assemblies only)	PART #	QTY	
28	WASHER, 13 FLAT ZINC	F81056-1	4	
29	BRACKET WELDMENT, CYLINDER MOUNT	526162-1	1	
30	NUT, M12 8 HEX NYLON ZINC LOCK	F81034-2	2	
31	BOLT, M12X75-8.8 HEX HEAD FULL THREAD ZI	F81004-10	2	
32	BOLT, M10X85-8.8 HEX HEAD ZINC	F81003-125	8	

9.34 Driven Log Levelling Roller, Left w/2 Cylinders

526164\_001\_A  
526164\_MANUAL



REF	DESCRIPTION (◆ indicates parts available in assemblies only)	PART #	QTY
-	<b>ROLLER, DRIVEN LOG LEVELLING - LEFT W/2 CYLINDERS</b>	526164	1
1	BRACKET, ROLLER RIGHT	527018-1	1
2	BRACKET WELDMENT, HYDRAULIC CYLINDER MOUNT	526150-1	1
3	BRACKET, POWER ROLLER SIDE (W/HM CONNECT	507684-1	1
4	ROLLER WELDMENT, DRIVEN LOG LEVELLING	096028-1	1
5	BRACKET, POWER ROLLER SIDE	507687-1	1
6	WASHER, 13 FLAT ZINC	F81056-1	4
7	BEARING, 6009.2RSR ROLLING (FAG)	096025	2
8	RING, W 75 INSIDE RETAINING	F81090-41	2
9	PLATE, HYDRAULIC MOTOR MOUNT	096030-1	1
10	WASHER, Z 10.2 SPLIT LOCK ZINC	F81055-2	8
11	BOLT, 3/8-16X1 HH	F05007-7	4
12	WASHER, 10.5 FLAT ZINC	F81055-1	20
13	NUT, M10-8-B HEX NYLON ZINC LOCK	F81033-1	4
14	BOLT, M10X50MM,HEX HEAD FULL THREAD ZINC	F81003-4	4
15	MOTOR, MG06-13-13AAAB HYDRAULIC	P21506	1
-	CYLINDER, HYDRAULIC W/FITTINGS	085937	2
16	CYLINDER, CJ-S170-16-40/25/152 HYDRAULIC	088681	1
17	FITTING, 1/4NPTX1/4JIC MALE ELBOW	P09142	1
18	FITTING, 1/4NPTX1/4JIC MALE	P09143	1
19	RING, Z 45 OUTSIDE RETAINING	F81090-32	2
20	WASHER, 28 FLAT ZINC	F81061-1	4
21	PIN, HYDRAULIC CYLINDER ZINC-PLATED	086979-1	2
22	NUT, M12 8 HEX NYLON ZINC LOCK	F81034-2	10
23	ROD, CONNECTION	520349	1
24	KEY, A8X7X28 PARALLEL	096035	2
25	WASHER, 10.5 SPECIAL FLAT ZINC	F81055-6	2
26	BOLT, M10X25 8.8 HEX HEAD FULL THREAD	F81003-31	2
27	GUARD, HYDRAULIC MOTOR	507690-1	1



# HYDRAULIC SYSTEM

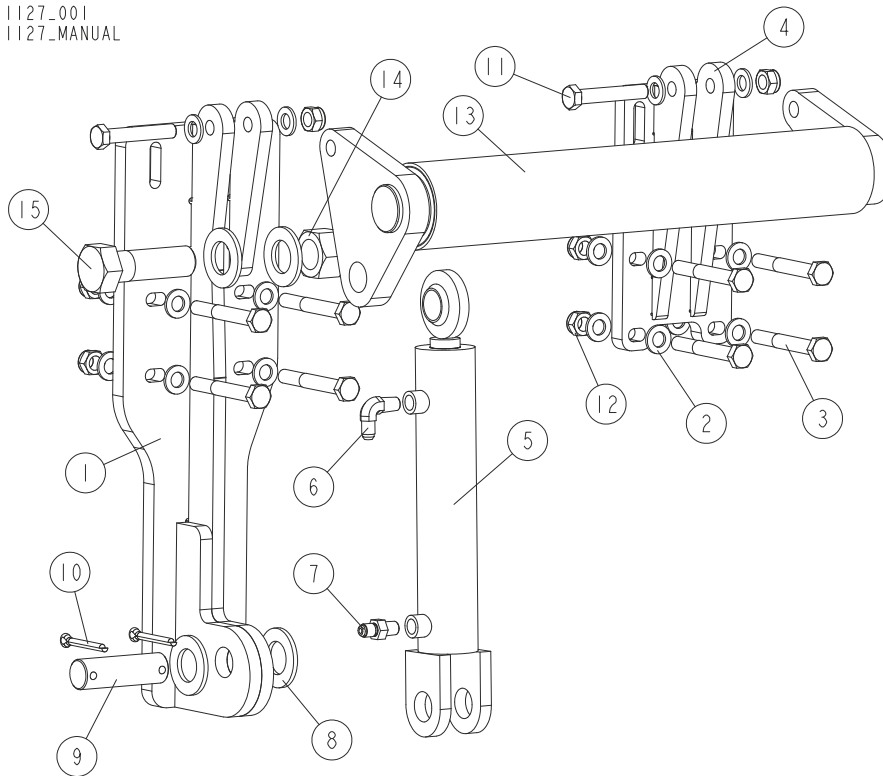
## *Driven Log Levelling Roller, Left w/2 Cylinders*

---

REF	DESCRIPTION (◆ indicates parts available in assemblies only)	PART #	QTY	
28	PIN, S-ZN-6.3X45 COTTER	F81045-2	2	
29	SCREW, M6X20-5.8-B SLOTTED COUNTERSUNK HEAD ZINC	F81001-31	2	
30	FITTING, 1/2-14NPT/ 7/16-20UNF STRAIGHT W/MALE THREAD	096919	2	
31	BOLT, M12X70-8.8 HEX HEAD ZINC	F81004-39	2	
32	BOLT, M12X90-8.8 HEX HEAD ZINC	F81004-2	8	

9.35 Hydraulic Toe Board, Bottom Bed Rail

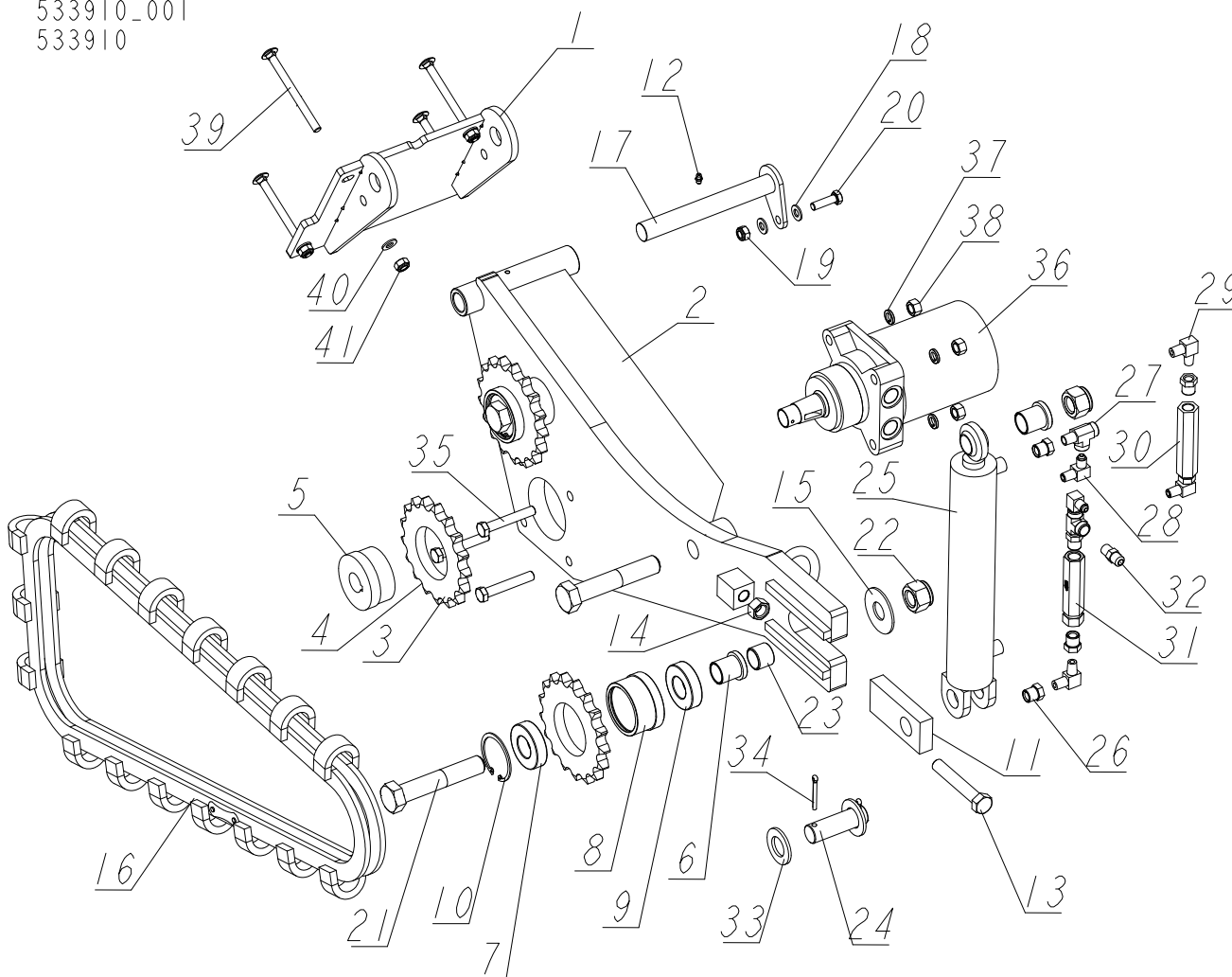
511127.001  
511127\_MANUAL



REF	DESCRIPTION (◆ indicates parts available in assemblies only)	PART #	QTY
-	<b>HYDRAULIC TOE BOARD, RIGHT</b>	<b>511127</b>	<b>2</b>
1	BRACKET WELDMENT, DRIVEN LOG LEVELLING R	510605-1	1
2	WASHER, 13 FLAT ZINC	F81056-1	20
3	BOLT, M12X90-8.8 HEX HEAD ZINC	F81004-2	8
4	BRACKET WELDMENT, ROLLER	520099-1	1
-	CYLINDER, HYDRAULIC W/FITTINGS	085937	1
5	CYLINDER, CJ-S170-16-40/25/152 HYDRAULIC	088681	1
6	FITTING, 1/4NPTX1/4JIC MALE ELBOW	P09142	1
7	FITTING, 1/4NPTX1/4JIC MALE	P09143	1
8	WASHER, 28 FLAT ZINC	F81061-1	4
9	PIN, HYDRAULIC CYLINDER ZINC-PLATED	086979-1	1
10	PIN, S-ZN-6.3X45 COTTER	F81045-2	2
11	BOLT, M12X70-8.8 HEX HEAD ZINC	F81004-39	2
12	NUT, M12 8 HEX NYLON ZINC LOCK	F81034-2	10
13	TOE BOARD WELDMENT, FRONT HYDRAULIC PAIN	092612-1	1
14	NUT, 1-8 SELF LOCK	F05010-109	1
15	BOLT, 1-8X3 1/4 HEX HEAD GRADE 5	F05009-51	1

9.36 Turner, Left Chain Log - COMPLETE (533910)

533910\_001  
533910

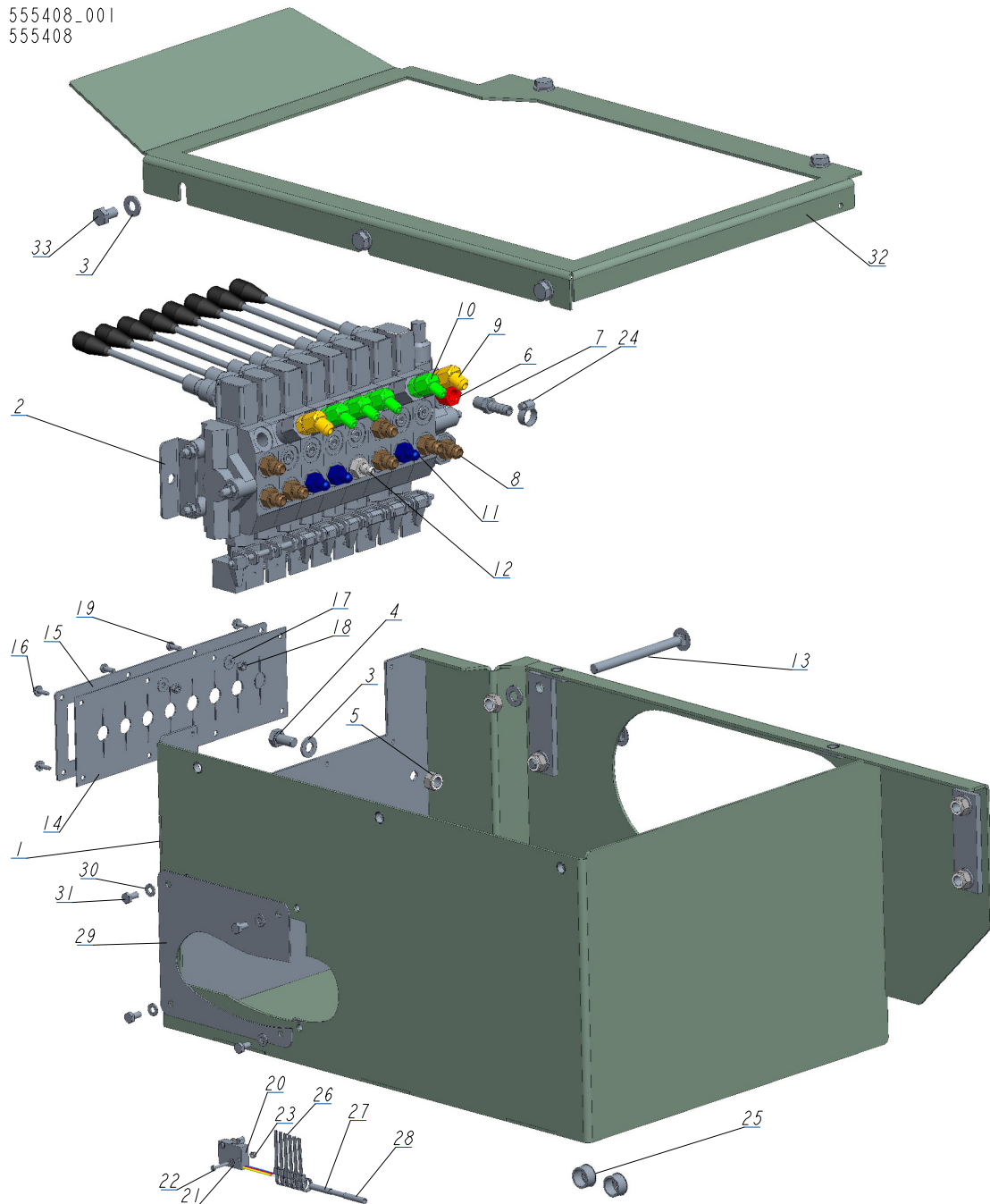


REF	DESCRIPTION (◆ indicates parts available in assemblies only)	PART #	QTY
-	<b>TURNER, LEFT CHAIN LOG - COMPLETE</b>	533910	1
1	BRACKET, CHAIN LOG TURNER MOUNT	526952-1	1
-	CHAIN LOG TURNER - COMPLETE - LEFT	533909	1
-	CHAIN LOG TURNER - COMPLETE- LEFT	533907-1	1
2	PLATE WELDMENT, CHAIN LOG TURNER- LEFT	533908-1	1
3	SPROCKET, CHAIN TURNER	092339	1
4	SPROCKET. A17X1"	093287	1
5	BUSHING, LOG TURNER SPROCKET	093293	1
6	BUSHING, CHAIN TURNER	095663-1	3
7	SPROCKET, CHAIN TURNER - COMPLETE	092399	2
8	SPROCKET W/HUB	093290	1
9	BEARING, 6206 25 IN IDLER	093292	2
10	RING, 62W INSIDE RETAINING	F81090-1	1
11	PLATE, CHAIN TENSION	095664-1	1
12	FITTING, M6 GREASE	086280	1

REF	DESCRIPTION (◆ indicates parts available in assemblies only)	PART #	QTY
13	BOLT, M16X100-8.8 HEX HEAD FULL THREAD Z	F81006-2	1
14	NUT, M16-5.8 HEX ZINC	F81036-1	1
15	WASHER, 25X63 ZINC-PLATED	088585-1	1
16	CHAIN, LOG TURNER	093423	1
17	PIN WELDMENT, TURNER MOUNT - COMPLETE	095666-1	1
18	WASHER, 10.5 FLAT ZINC	F81055-1	2
19	NUT, M10-8-B HEX NYLON ZINC LOCK	F81033-1	1
20	BOLT, M10X35-8.8 HEX HEAD FULL THREAD ZIN	F81003-17	1
21	BOLT, M24X120-8.8 HEX HEAD	F81009-4	3
22	NUT, M24-8-A HEX NYLON ZINC LOCK	F81039-8	3
23	BUSHING, CHAIN LOG TURNER	095643-1	1
24	PIN, HYDRAULIC CYLINDER ZINC-PLATED	086979-1	1
-	CYLINDER W/VALVE & FITTINGS	515892	1
25	CYLINDER, 2X10 ROD END WELDED 16"	034267	1
26	FITTING, 3/8" NPT X 1/4" NPT REDUCER	015490	6
27	FITTING, C3759X4 MALE YTY	P09141	2
28	FITTING, 3/8JIC-1/4NPT 90L	015491	3
29	FITTING, 1/4NPT MALE PIPE ELBOW	P09140	2
30	VALVE, SIDE SUPPORT SEQUENCE	015484	1
31	RELIEF VALVE 49005-1000	557900	1
32	FITTING, 3/8JIC-1/4NPT STRAIGHT	015560	1
33	WASHER, 28 FLAT ZINC	F81061-1	2
34	PIN, S-FE 5X40 COTTER	F81043-31	2
35	BOLT, M12X75-8.8 HEX HEAD ZINC	F81004-21	4
36	MOTOR, TG0475US080AABP HYDRAULIC	007331-2	1
37	WASHER, Z12.2 SPLIT LOCK ZINC	F81056-2	4
38	NUT M12 ZC 8 DIN 934	F81034-1	4
39	BOLT, M10X125 8.8 CARRIAGE ZINC	F81003-34	4
40	WASHER, 10.5 FLAT ZINC	F81055-1	4
41	NUT, M10-8-B HEX NYLON ZINC LOCK	F81033-1	4

**9.37 Front Box. 555408**

555408\_001  
555408



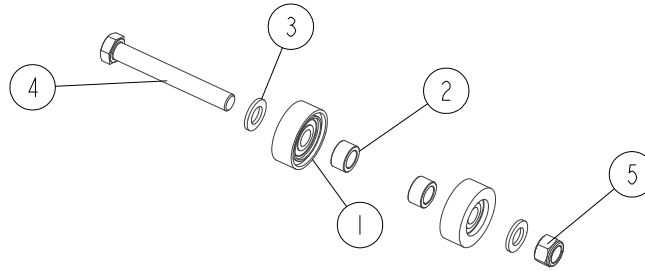
REF	DESCRIPTION (◆ indicates parts available in assemblies only)	PART #	QTY
-	<b>BOX, FRONT 8 SEC. DHS3/LT40/70</b>	555408	1
1	BOX, FRONT	555418-1	1
2	VALVE, 8 SECTIONS DC HYDRAULIC	545672	1
3	WASHER, 10.5 FLAT ZINC	F81055-1	11
4	BOLT, ISO 4017-M10X20-8.8-A2E HEX HEAD	F81003-53	2
5	NUT, M10-8-B HEX NYLON ZINC LOCK	F81033-1	6
6	FITTING, 6SAE MALE-1/4NPT FEMALE	014686	1
7	FITTING, 1/4NPT-3/8 BARB	014685	1



REF	DESCRIPTION (◆ indicates parts available in assemblies only)	PART #	QTY	
8	FITTING, 3/8 O-RING-3/8JIC	014687	7	
9	FITTING, #6SAE 45 DEG ELBOW	015489	2	
10	FITTING, #4SAE-#6SAE 45 DEG ELBOW	015488	4	
11	FITTING, 1/4JIC-3/8 O-RING	P26284	3	
12	ZN-140 UNF9/16-18/7/16-20	555134	1	
13	BOLT, M10X125 8.8 CARRIAGE ZINC	F81003-34	2	
14	GUARD, 8-SECTION HYDRAULIC VALVE RUBBER	545673	1	
15	COVER, 8-SECTION VALVE GUARD	545674-1	1	
16	SCREW, #10-24 X 1/2 SELF-TAPPING	F05015-7	6	
17	WASHER, 5.5 SPECIAL FLAT ZINC	F81052-3	2	
18	NUT, M5-8 HEX ZINC	F81030-1	2	
19	BOLT, M5X12-5.8 HEX HEAD FULL THREAD ZIN	F81000-5	2	
20	SWITCH, 2A 125V R-LEVER NO/NC/COM	014765	1	
21	WASHER, 3.2 ZINC	F81050-2	2	
22	SCREW, M3X20-5.8-A ZINC	F81000-8	2	
23	NUT, M3-6 ZINC	F81028-2	2	
24	CLAMP, 11/16 WORM	061807	1	
25	GROMET, WIRE	P04137	2	
26	WRAP, TKUV 20/5 TIE	F05089-1	6	
27	CONNECTOR, 16-14GA FI BUTT	F04875-1	2	
28	CABLE, OLFLEX 400P 2X1	R80583-5	1	
29	CAP	555383-1	1	
30	WASHER, 6.4 ZINC FLAT	F81053-1	4	
31	BOLT, M6X12-8.8 HEX HEAD FULL THREAD ZIN	F81001-7	4	
32	COVER, TOP, BOX FRONT	555458-1	1	
33	BOLT, M10X16-8.8 HEX HEAD FULL THREAD ZI	F81003-13	5	

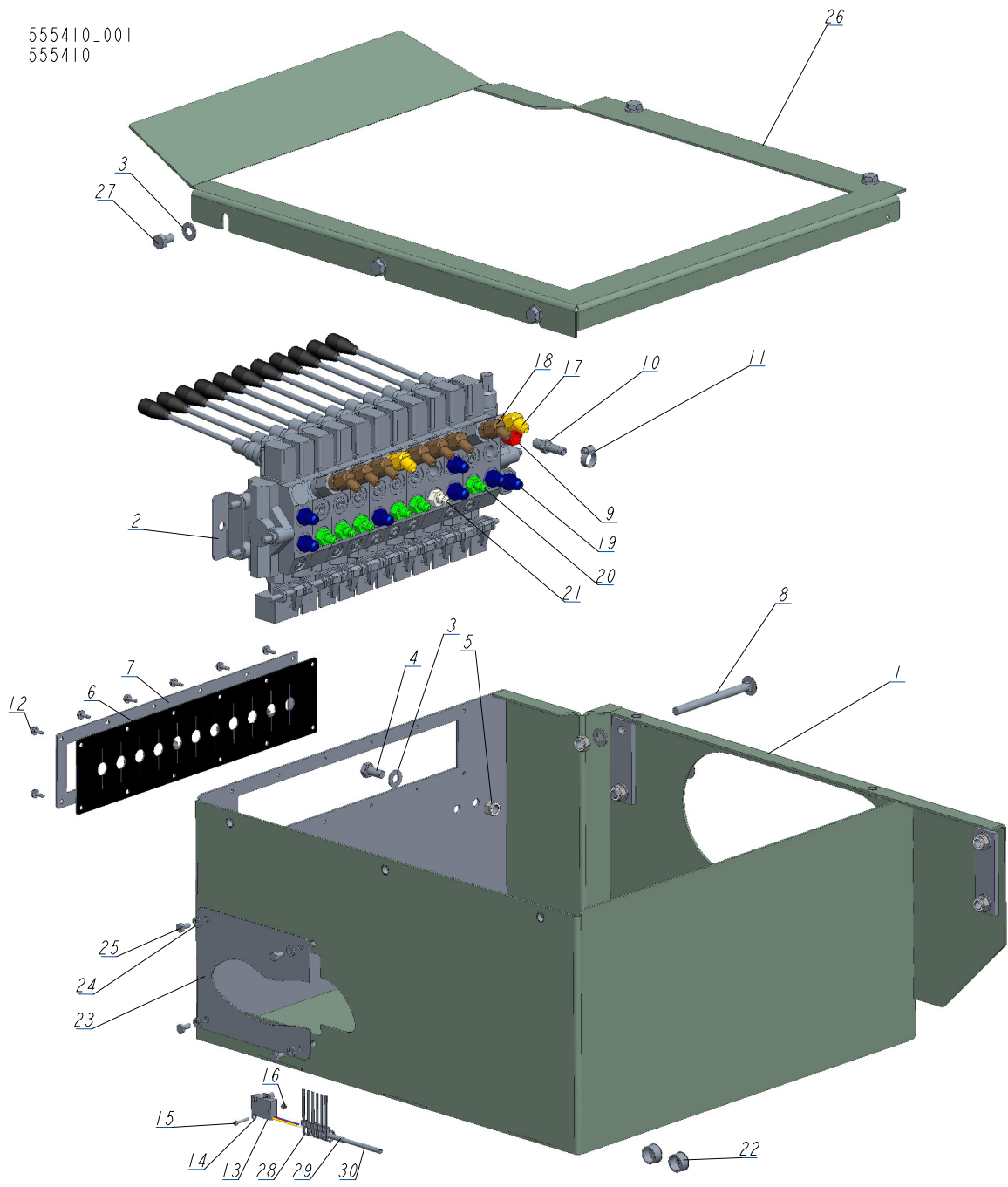
9.38 Log Side Support Roller. 516142

516142\_001  
516142\_MANUAL



REF	DESCRIPTION (◆ indicates parts available in assemblies only)	PART #	QTY	
	<b>ROLLER ASSEMBLY, LOG SIDE SUPPORT</b>	<b>516142</b>	<b>1</b>	
1	ROLLER ASSY, SIDE SUPPORT	015014-1	2	
2	BUSHING, 16.5/25-14 SPACER ZINC	501415-1	2	
3	WASHER, 17 SPLIT LOCK ZINC	F81058-1	2	
4	BOLT, ISO 24014 M16X120_8.8 A2E	F81006-25	1	
5	NUT, M16-8 HEX NYLON ZINC LOCK	F81036-2	1	

### 9.39 Front Box. 555410

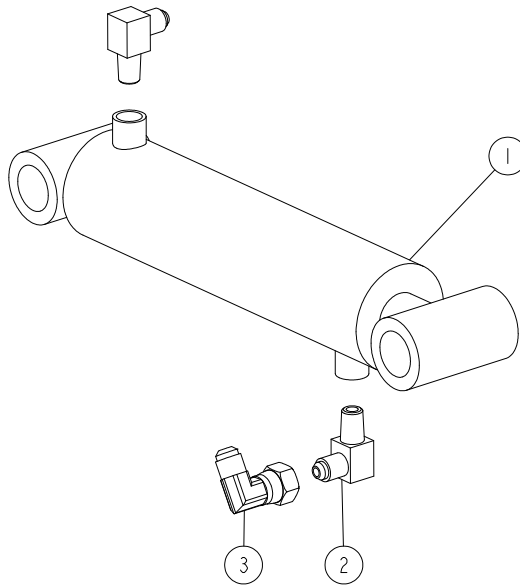


REF	DESCRIPTION (◆ indicates parts available in assemblies only)	PART #	QTY
-	<b>BOX, FRONT 11SEC DHS5/LT40/70 KPL.</b>	555410	1
1	BOX, FRONT	555415-1	1
2	HYDRAULIC VALVE 11 SEC. HDS11/10	510568_	1
3	WASHER, 10.5 FLAT ZINC	F81055-1	11
4	BOLT, ISO 4017-M10X20-8.8-A2E HEX HEAD	F81003-53	2
5	NUT, M10-8-B HEX NYLON ZINC LOCK	F81033-1	6
6	COVER, 11-SECTION VALVE RUBBER	518926	1
7	COVER, 11-SECTION VALVE GUARD	510571-1	1
8	BOLT, M10X125 8.8 CARRIAGE ZINC	F81003-34	2

REF	DESCRIPTION (◆ indicates parts available in assemblies only)	PART #	QTY	
9	FITTING, 6SAE MALE-1/4NPT FEMALE	014686	1	
10	FITTING, 1/4NPT-3/8 BARB	014685	1	
11	CLAMP, 11/16 WORM	061807	1	
12	SCREW, #10-24 X 1/2 SELF-TAPPING	F05015-7	12	
13	SWITCH, 2A 125V R-LEVER NO/NC/COM	014765	1	
14	WASHER, 3.2 ZINC	F81050-2	2	
15	SCREW, M3X20-5.8-A ZINC	F81000-8	2	
16	NUT, M3-6 ZINC	F81028-2	2	
17	FITTING, #6SAE 45 DEG ELBOW	015489	2	
18	FITTING, #4SAE-#6SAE 45 DEG ELBOW	015488	7	
19	FITTING, 3/8 O-RING-3/8JIC	014687	7	
20	FITTING, 1/4JIC-3/8 O-RING	P26284	6	
21	ZN-140 UNF9/16-18/7/16-20	555134	1	
22	GROMET, WIRE	P04137	2	
23	CAP	555383-1	1	
24	WASHER, 6.4 ZINC FLAT	F81053-1	4	
25	BOLT, M6X12-8.8 HEX HEAD FULL THREAD ZIN	F81001-7	4	
26	COVER, TOP, BOX FRONT	555382-1	1	
27	BOLT, M10X16-8.8 HEX HEAD FULL THREAD ZI	F81003-13	5	
28	WRAP, TKUV 20/5 TIE	F05089-1	6	
29	CONNECTOR, 16-14GA FI BUTT	F04875-1	2	
30	CABLE, OLFLEX 400P 2X1	R80583-5	1	

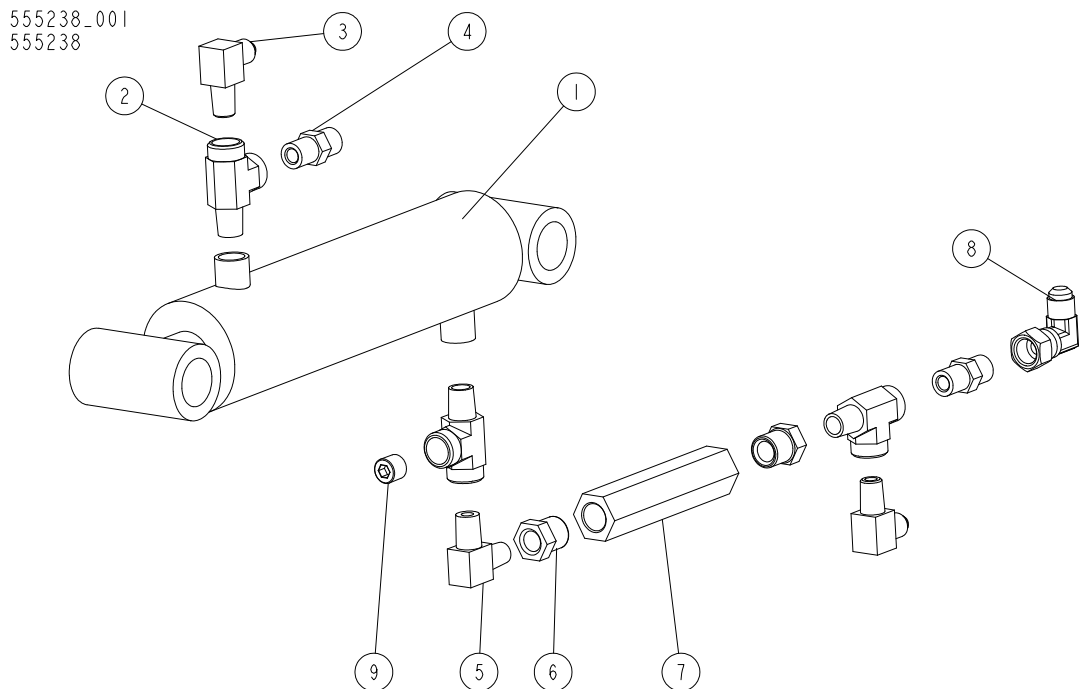
9.40 Hydraulic Cylinder. 520414

520414\_001  
520414



REF	DESCRIPTION (◆ indicates parts available in assemblies only)	PART #	QTY
-	CYLINDER, COMPLETE HYDRAULIC	520414	1
1	CYLINDER, 28/150 1/4 NPT PORT HYDRAULIC	094002	1
2	FITTING, 3/8JIC-1/4NPT 90L	015491	2
3	ELBOW, M/F-90-9/16 JIC	500597	1

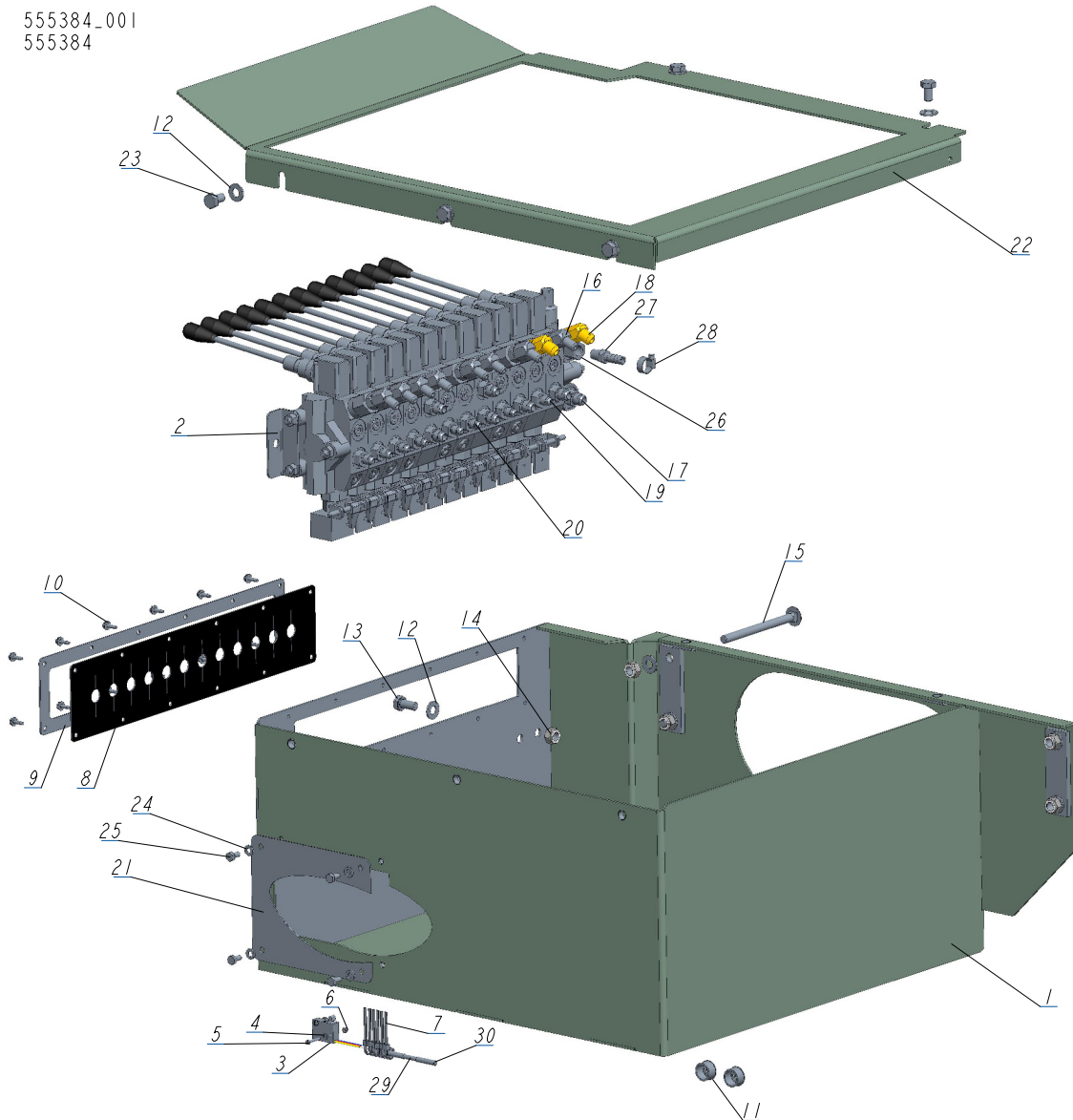
9.41 Cylinder Assembly. 555238



REF	DESCRIPTION (◆ indicates parts available in assemblies only)	PART #	QTY
-	<b>CYLINDER ASSEMBLY, HYDRAULIC STANDARD PLUS</b>	555238	1
1	CYLINDER, 28/150 1/4 NPT PORT HYDRAULIC	094002	1
2	FITTING, C3759X4 MALE YTY	P09141	3
3	FITTING, 3/8JIC-1/4NPT 90L	015491	2
4	FITTING, 3/8JIC-1/4NPT STRAIGHT	015560	2
5	FITTING, 1/4NPT MALE PIPE ELBOW	P09140	1
6	FITTING, 3/8" NPT X 1/4" NPT REDUCER	015490	2
7	VALVE, SIDE SUPPORT SEQUENCE	015484	1
8	ELBOW, M/F-90-9/16 JIC	500597	1
9	PLUG, 1/4-18 NPT BLANK	096221	1

### 9.42 Front Box, 555384

555384\_001  
555384



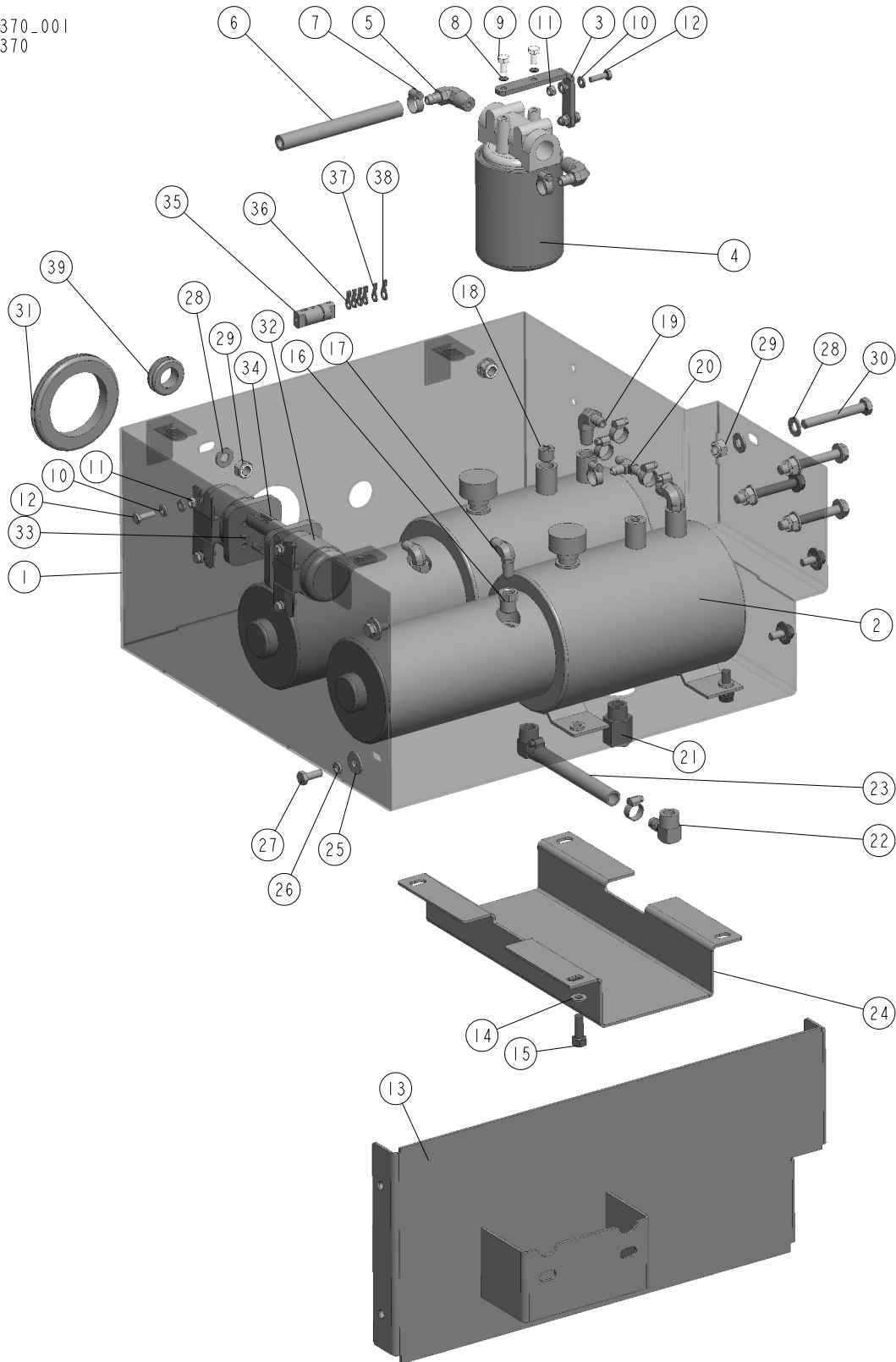
REF	DESCRIPTION (◆ indicates parts available in assemblies only)	PART #	QTY
-	<b>BOX, FRONT LT40/70/DHS7 COMPLETE</b>	555384	1
1	BOX, FRONT	555385-1	1
2	VALVE, HYDRAULIC 12-SECTION HDS11/10	555130	1
3	MICROSWITCH, HYDRAULIC VALVE	014765	1
4	WASHER, 3.2 FLAT ZINC	F81050-2	2
5	SCREW, M3X20-5.8-A-PAN HEAD	F81000-8	2
6	NUT, M3-6- HEX NYLON ZINC LOCK	F81028-2	2
7	WRAP, TKUV 20/5 TIE	F05089-1	6
8	GUARD, RUBBER HYDRAULIC VALVE 12-SECTION	555129	1
9	PLATE, HYDRAULIC VALVE 12-SECTION	555128-1	1
10	BOLT, #10-24X1/2 SELF-TAPPING	F05015-7	12
11	GROMMET, HEYCO WIRE	P04137	2
12	WASHER, 10.5 FLAT ZINC	F81055-1	11
13	BOLT, ISO 4017-M10X20-8.8-A2E HEX HEAD	F81003-53	2

REF	DESCRIPTION (◆ indicates parts available in assemblies only)	PART #	QTY	
14	NUT, M10-8-B NYLON HEX ZINC LOCK	F81033-1	6	
15	BOLT, M10X125 CARRIAGE	F81003-34	2	
16	FITTING, #4 SAE - #6 SAE 45° ELBOW	015488	8	
17	FITTING, 3/8" O-RING X 3/8" JIC	014687	7	
18	FITTING, #6SAE 45 DEG ELBOW	015489	2	
19	FITTING, 1/4JIC-3/8 O-RING	P26284	7	
20	ZN-140 UNF9/16-18/7/16-20	555134	1	
21	CAP	555383-1	1	
22	COVER TOP, BOX FRONT	555382-1	1	
23	BOLT, M10X16-8.8 HEX HEAD FULL THREAD ZI	F81003-13	5	
24	WASHER, 6.4 FLAT ZINC	F81053-1	4	
25	BOLT, M6X12-8.8 HEX HEAD FULL THREAD ZIN	F81001-7	4	
26	FITTING, 6SAE MALE-1/4NPT FEMALE	014686	1	
27	FITTING, 1/4NPT-3/8 BARB	014685	1	
28	CLAMP, 11/16 WORM	061807	1	
29	CABLE, OLFLEX 400P 2X1	R80583-5	1	
30	CONNECTOR, 14 GAUGE BUTT	F04875-1	2	



**9.43 589518-1Rear Box. 555370**

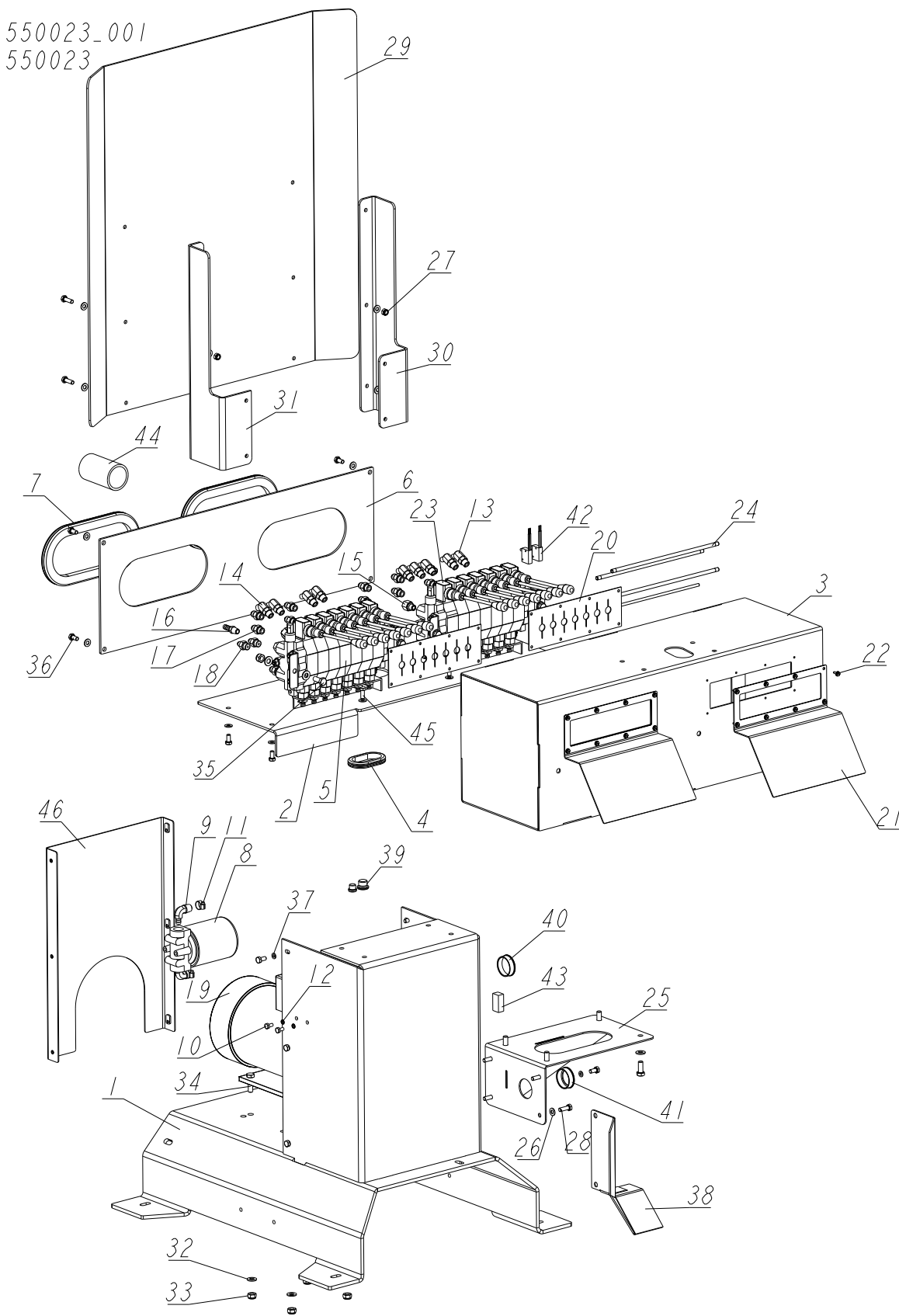
555370\_001  
555370



REF	DESCRIPTION (◆ indicates parts available in assemblies only)	PART #	QTY	
-	<b>BOX REAR LT40/70/DC COMPLETE</b>	555370	1	
1	BOX, REAR	555371-1	1	

REF	DESCRIPTION (◆ indicates parts available in assemblies only)	PART #	QTY	
2	PUMP ASSY, W/MOTOR HYDRAULIC	P12701	2	
3	BRACKET, OIL FILTER	550029-1	1	
4	MANIFOLD, W/FILTER	P22683	1	
5	FITTING, 1/2NPT-3/8 BARB ELBOW	P12707	2	
6	HOSE, 3/8" LOW PRESSURE HYDRAULIC	R01892-1	1	
7	CLAMP, 11/16 WORM	061807	9	
8	WASHER, Z 6.1 SPLIT LOCK	F81053-3	2	
9	BOLT, 1/4-20X1/2 HEX HEAD	F05005-15	2	
10	WASHER, M6, FLAT,ZINC	F81053-1	12	
11	NUT, M6-8-B NYLON HEX ZINC LOCK	F81031-2	6	
12	BOLT, M6X20 8.8 HEX HEAD FULL THREAD ZIN	F81001-2	6	
13	PLATE, SIDE	555378-1	1	
14	WASHER, 8.4 FLAT,ZINC	F81054-1	8	
15	BOLT, 3/8-16X1 HEX HEAD	F05007-7	8	
16	FITTING, 3/8" NPT X 1/4" NPT REDUCER	015490	2	
17	FITTING, 1/4NPTX1/4JIC MALE ELBOW	P09142	2	
18	CAP, 3/8 " NPT HYDRAULIC PUMP TANK	085694	2	
19	FITTING, 3/8NPT-3/8 BARB ELBOW	P12708	2	
20	FITTING, 3/8 BARB TEE	015485	1	
21	FITTING, 1/2NPT-1/2NPT ADAPTOR	015995	2	
22	FITTING, 1/2NPT-1/2 HOSE BARB 90DEG.	015997	2	
23	HOSE, 1/2" ID HYDRAULIC LOW PRESSURE	R02133	1	
24	GUARD, HYDRAULIC CROSSOVER	092707-1	1	
25	WASHER, 8.5 SPECIAL FLAT ZINC	F81054-11	4	
26	WASHER 8,2 SPLIT LOCK ZINC	F81054-4	4	
27	BOLT, M8X20-8.8-B HEX HEAD FULL THREAD Z	F81002-4	4	
28	WASHER, 10.5 FLAT ZINC	F81055-1	10	
29	NUT, M10-8-B HEX NYLON ZINC LOCK	F81033-1	6	
30	BOLT, M10X75-8.8 HEX HEAD ZINC	F81003-15	4	
31	COVER, 80 MM RUBBER	089293	1	
32	SOLENOID, 200A 12V SPST CONT. DUTY	015470	2	
33	DIODE, INDUCTIVE KICK PROTECTION - COMPL	087496	2	
34	BOOT, 5/8 BLACK BATTERY TERMINAL	S11947	2	
35	FITTING, FUSE, WITH WIRE CE PROTECTION	E85238	1	
36	TERMINAL, KO 2.5/5 RING	F81064-1	4	
37	TERMINAL, KO 1/10 RING	F81064-11	1	
38	TERMINAL, 2.5/6 RING	F81064-13	1	
39	GROMMET, 22MM RUBBER	087400	1	

9.44 Hydraulic Control Box 14 sec. 5.5 kW (550023)

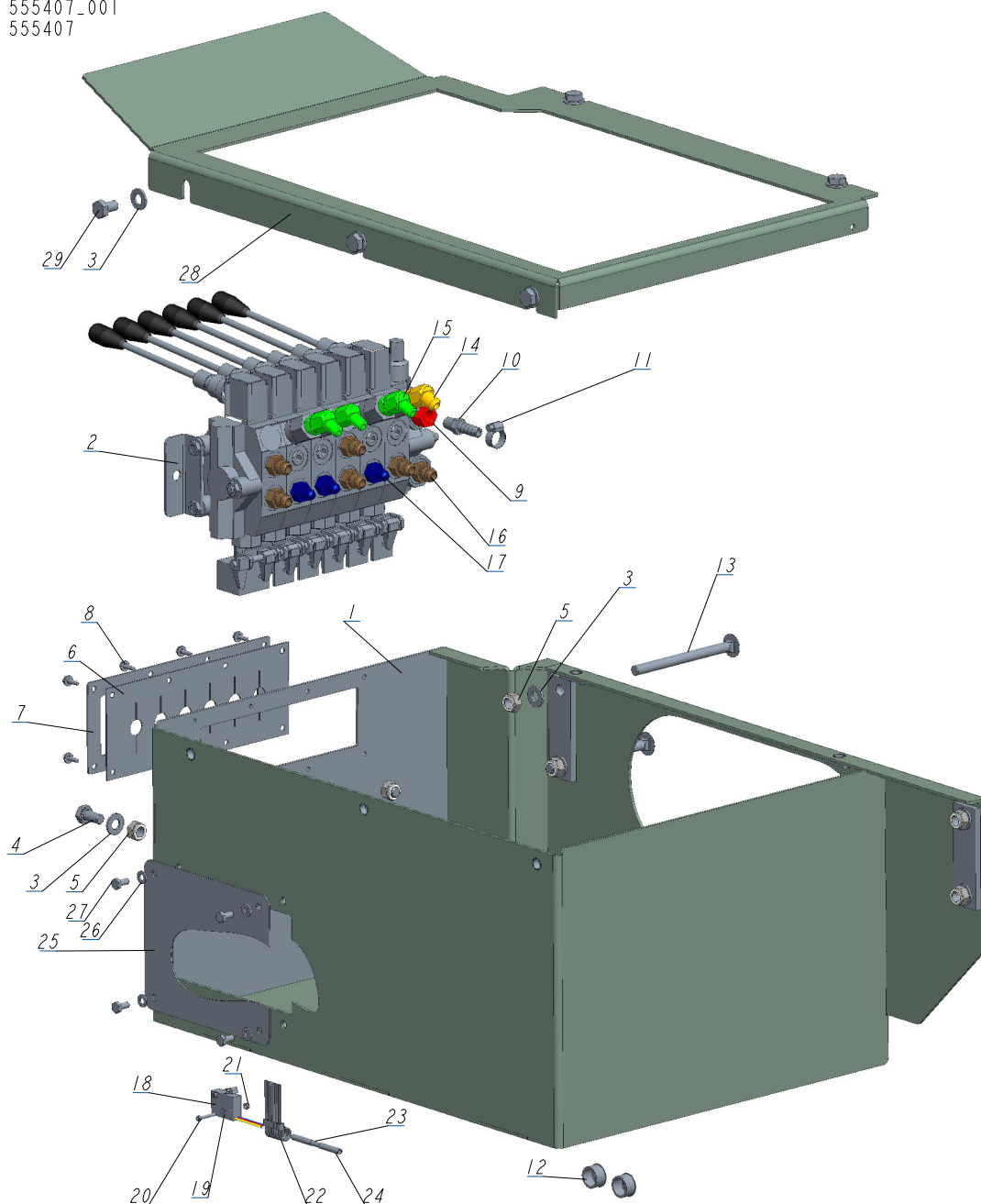


REF	DESCRIPTION (◆ indicates parts available in assemblies only)	PART #	QTY
-	<b>PULPIT REMOTE KPL.-14 sek. 5.5kW</b>	550023	1
1	BASE WELDMENT, REMOTE HYDRAULIC CONTROL	500509-1	1
2	PLATE, REMOTE HYDRAULIC CONTROL BOX	500510-1	1
3	HOUSING, CONTROL VALVE	550010-1	1
4	GROMMET, RUBBER	087065	1
5	VALVE, 7-SECTION AC HYDRAULIC	510560	1
6	COVER, HYDRAULIC VALVE HOUSING REAR	500515	1
7	GROMMET, 4 3/8 X 10 OVAL RUBBER	085759	2
8	MANIFOLD, W/FILTER	P22683	1
9	FITTING, 1/2NPT-3/8 BARB ELBOW	P12707	2
10	BOLT, 1/4-20X1/2 HEX HEAD	F05005-15	2
11	CLAMP, 11/16 WORM	P12739	2
12	WASHER, Z 6.1 SPLIT LOCK ZINC	F81053-3	2
13	FITTING, #4 SAE - #6 SAE 45° ELBOW	015488	8
14	FITTING, #6SAE 45 DEG ELBOW	015489	1
15	FITTING, 6SAE MALE-1/4NPT FEMALE	014686	2
16	FITTING, 1/4NPT-3/8 BARB	014685	1
17	FITTING, 3/8" O-RING X 3/8" JIC	014687	12
18	FITTING, 1/4JIC-3/8 O-RING	P26284	4
19	PUMP, AC.5,5KW 18.5L/MIN HYDRAULIC W/MOT	517840	1
20	COVER, RUBBER (7 SECTIONS)	510566	2
21	PLATE, FRONT	550012-1	2
22	BOLT, #10-24X1/2 SELF-TAPPING	F05015-7	16
-	VALVE, 7 SECTION	594045	1
-	SECTION, HDS11 HYDRAULIC VALVE	098624	1
23	VALVE, HYDRAULIC (1 SECTION)	510561	1
24	HYDRAULIC VALVE, SET OF PINS	083771	1
25	SHELF, ELECTRIC BOX COMPLETE	500518-1	1
26	WASHER, 8.4 FLAT ZINC	F81054-1	32
27	NUT, M8-8-B HEX NYLON ZINC LOCK	F81032-2	12
28	BOLT, M8X25-8.8-B HEX HEAD FULL THREAD Z	F81002-5	8
29	GUARD, LT70 AC REMOTE CONTROL BOX	090219	1
30	BRACKET, CONTROL BOX GUARD	500766-1	1
31	BRACKET, CONTROL BOX GUARD - LEFT	500767-1	1
32	WASHER, 10.5 FLAT ZINC	F81055-1	20
33	NUT, M10-8-B HEX NYLON ZINC LOCK	F81033-1	8
34	BOLT, M10X35-8.8 HEX HEAD FULL THREAD ZIN	F81003-17	4
35	BOLT, M10X25 8.8 HEX HEAD FULL THREAD ZI	F81003-11	8
36	BOLT, M8X16 -8.8-B HEX HEAD FULL THREAD	F81002-20	12
37	WASHER, 6.4 FLAT ZINC	F81053-1	6
38	GUARD, CABLE	501102-1	1
39	PLUG KIT FOR 500508	505060	1
40	CAP, 44.5 MM #466923 HOLE	500768	1
41	BUSH, MOSS 44.5MM 465901 SNAP-FIT	R80670-3	1
42	MICROSWITCH, HYDRAULIC VALVE	014765	2
43	CONTACT ASSEMBLY, AC NEGATIVE	086624	1
44	SLEEVE, LT40/70 0.6 THICK 3.5 LONG PROTE	510287	1

REF	DESCRIPTION (◆ indicates parts available in assemblies only)	PART #	QTY	
45	BOLT, M8X20 8.8 HEX HEAD FULL THREAD ZIN	F81002-4	4	
46	PLATE, REMOTE HYDRAULIC CONTROL BOX REAR	500516-1	1	

**9.45 Front Box. 555407**

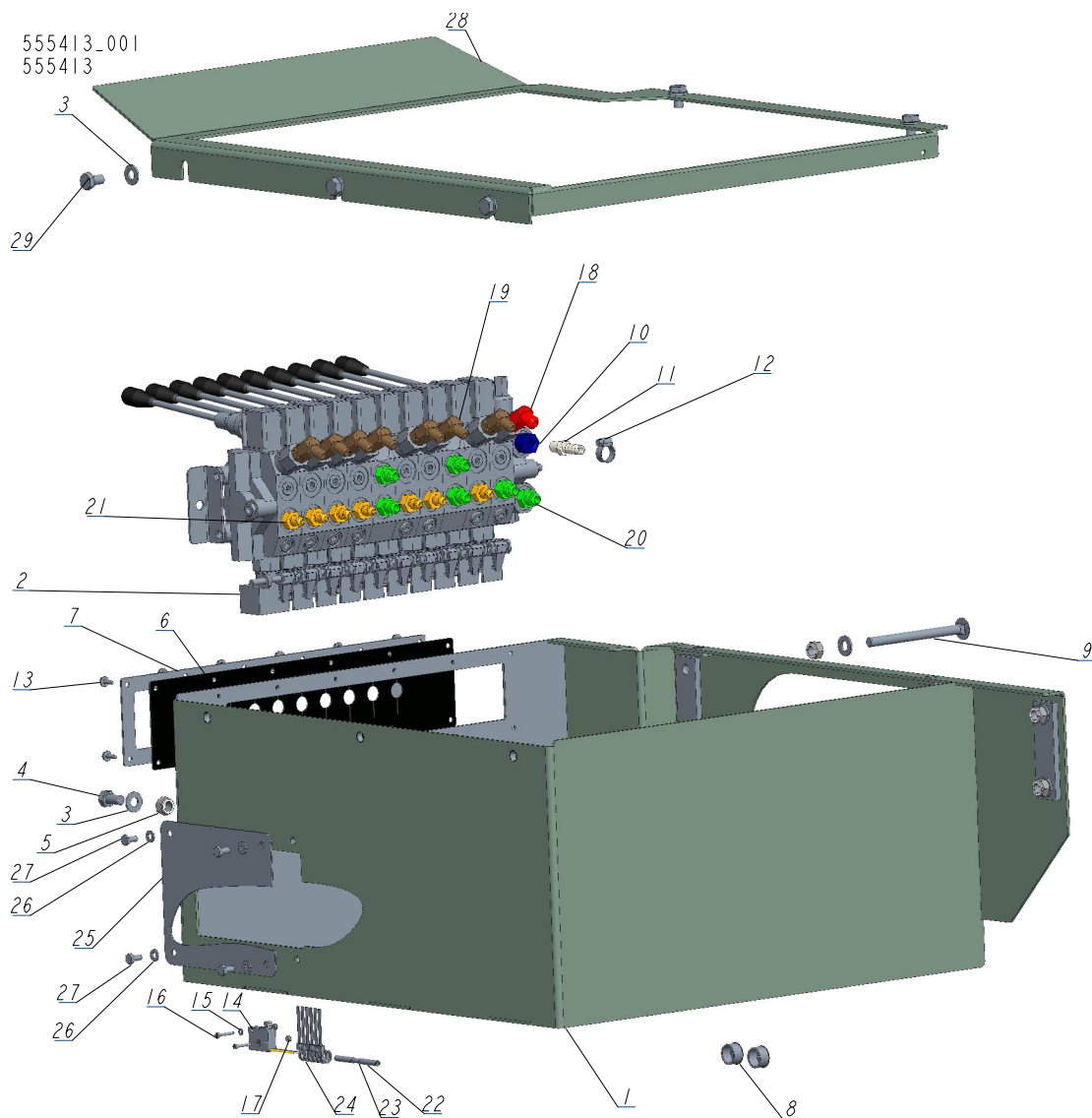
555407\_001  
555407



REF	DESCRIPTION (◆ indicates parts available in assemblies only)	PART #	QTY
-	<b>BOX, FRONT, 6 SEC. DH3/LT20/LT40/70 COMPLETE</b>	555407	1
1	BOX, FRONT	555417-1	1
2	VALVE, 6 SECTION HDS10/6-6	015260_	1
3	WASHER, 10.5 FLAT ZINC	F81055-1	11
4	BOLT, ISO 4017-M10X20-8.8-A2E HEX HEAD	F81003-53	2
5	NUT, M10-8-B HEX NYLON ZINC LOCK	F81033-1	6
6	GUARD, RUBBER VALVE DOUBLE	015079	1
7	COVER, VALVE GUARD PTD	086519-1	1

REF	DESCRIPTION (◆ indicates parts available in assemblies only)	PART #	QTY	
8	SCREW, #10-24 X 1/2 SELF-TAPPING	F05015-7	8	
9	FITTING, 6SAE MALE-1/4NPT FEMALE	014686	1	
10	FITTING, 1/4NPT-3/8 BARB	014685	1	
11	CLAMP, 11/16 WORM	061807	1	
12	GROMET, WIRE	P04137	2	
13	BOLT, M10X125 8.8 CARRIAGE ZINC	F81003-34	2	
14	FITTING, #6SAE 45 DEG ELBOW	015489	1	
15	FITTING, #4SAE-#6SAE 45 DEG ELBOW	015488	3	
16	FITTING, 3/8 O-RING-3/8JIC	014687	6	
17	FITTING, 1/4JIC-3/8 O-RING	P26284	3	
18	SWITCH, 2A 125V R-LEVER NO/NC/COM	014765	1	
19	WASHER, 3.2 ZINC	F81050-2	2	
20	SCREW, M3X20-5.8-A ZINC	F81000-8	2	
21	NUT, M3-6 ZINC	F81028-2	2	
22	WRAP, TKUV 20/5 TIE	F05089-1	5	
23	CONNECTOR, 16-14GA FI BUTT	F04875-1	2	
24	CABLE, OLFLEX 400P 2X1	R80583-5	1	
25	CAP	555383-1	1	
26	WASHER, 6.4 ZINC FLAT	F81053-1	4	
27	BOLT, M6X12-8.8 HEX HEAD FULL THREAD ZIN	F81001-7	4	
28	COVER, TOP, BOX FRONT	555458-1	1	
29	BOLT, M10X16-8.8 HEX HEAD FULL THREAD ZI	F81003-13	5	

**9.46 Front Box. 555413**



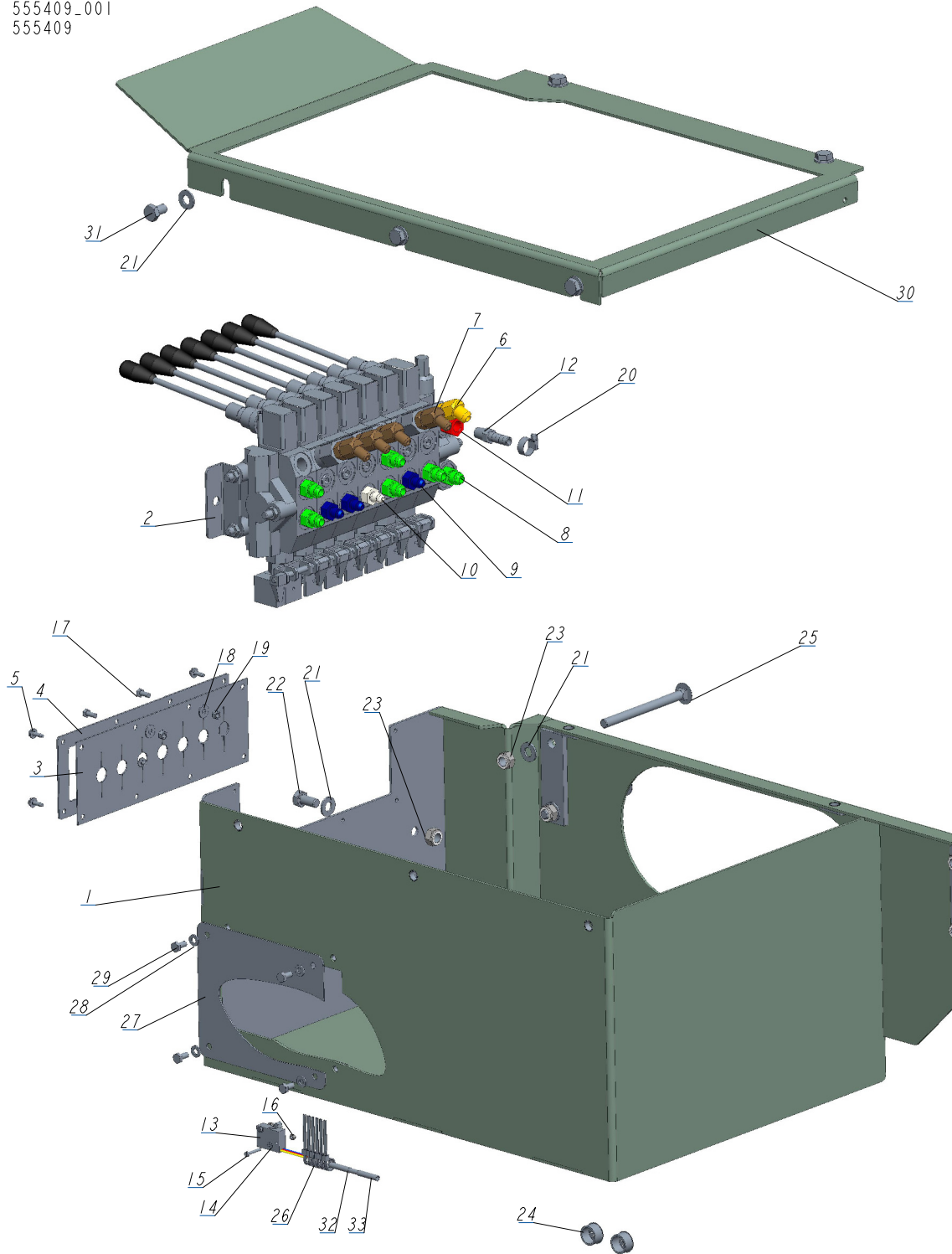
REF	DESCRIPTION (◆ indicates parts available in assemblies only)	PART #	QTY
-	<b>BOX, FRONT 10 SEC. DH5/DH7/LT20/40/70 COMPLETE</b>	555413	1
1	BOX, FRONT	555415-1	1
2	VALVE, HDS11/10-6 10-SECTION	091344	1
3	WASHER, 10.5 FLAT ZINC	F81055-1	11
4	BOLT, ISO 4017-M10X20-8.8-A2E HEX HEAD	F81003-53	2
5	NUT, M10-8-B HEX NYLON ZINC LOCK	F81033-1	6
6	GUARD, 10-SECTION RUBBER HYDRAULIC VALVE	091739	1
7	PLATE, 10-SECTION VALVE	091826-1	1
8	GROMET, WIRE	P04137	2
9	BOLT, M10X125 8.8 CARRIAGE ZINC	F81003-34	2
10	FITTING, 6SAE MALE-1/4NPT FEMALE	014686	1
11	FITTING, 1/4NPT-3/8 BARB	014685	1
12	CLAMP, 11/16 WORM	061807	1
13	#10-24X1/2 SLF TP SC	F05015-7	12



REF	DESCRIPTION (◆ indicates parts available in assemblies only)	PART #	QTY	
14	SWITCH, 2A 125V R-LEVER NO/NC/COM	014765	1	
15	WASHER, 3.2 FLAT ZINC	F81050-2	2	
16	SCREW, M3X20-5.8-A SLOTTED CHEESE HEAD Z	F81000-8	2	
17	NUT, M3-6 HEX NYLON ZINC LOCK	F81028-2	2	
18	FITTING, #6SAE 45 DEG ELBOW	015489	1	
19	FITTING, #4SAE-#6SAE 45 DEG ELBOW	015488	7	
20	FITTING, 3/8 O-RING-3/8JIC	014687	6	
21	FITTING, 1/4JIC-3/8 O-RING	P26284	7	
22	CABLE, OLFLEX 400P 2X1	R80583-5	1	
23	CONNECTOR, 16-14GA FI BUTT	F04875-1	2	
24	WRAP, TKUV 20/5 TIE	F05089-1	6	
25	CAP	555383-1	1	
26	WASHER, M6, FLAT,ZINC	F81053-1	4	
27	BOLT, M6X12-8.8 HEX HEAD FULL THREAD ZIN	F81001-7	4	
28	COVER, TOP, BOX, FRONT	555382-1	1	
29	BOLT, M10X16-8.8 HEX HEAD FULL THREAD ZI	F81003-13	5	

9.47 Front Box. 555409

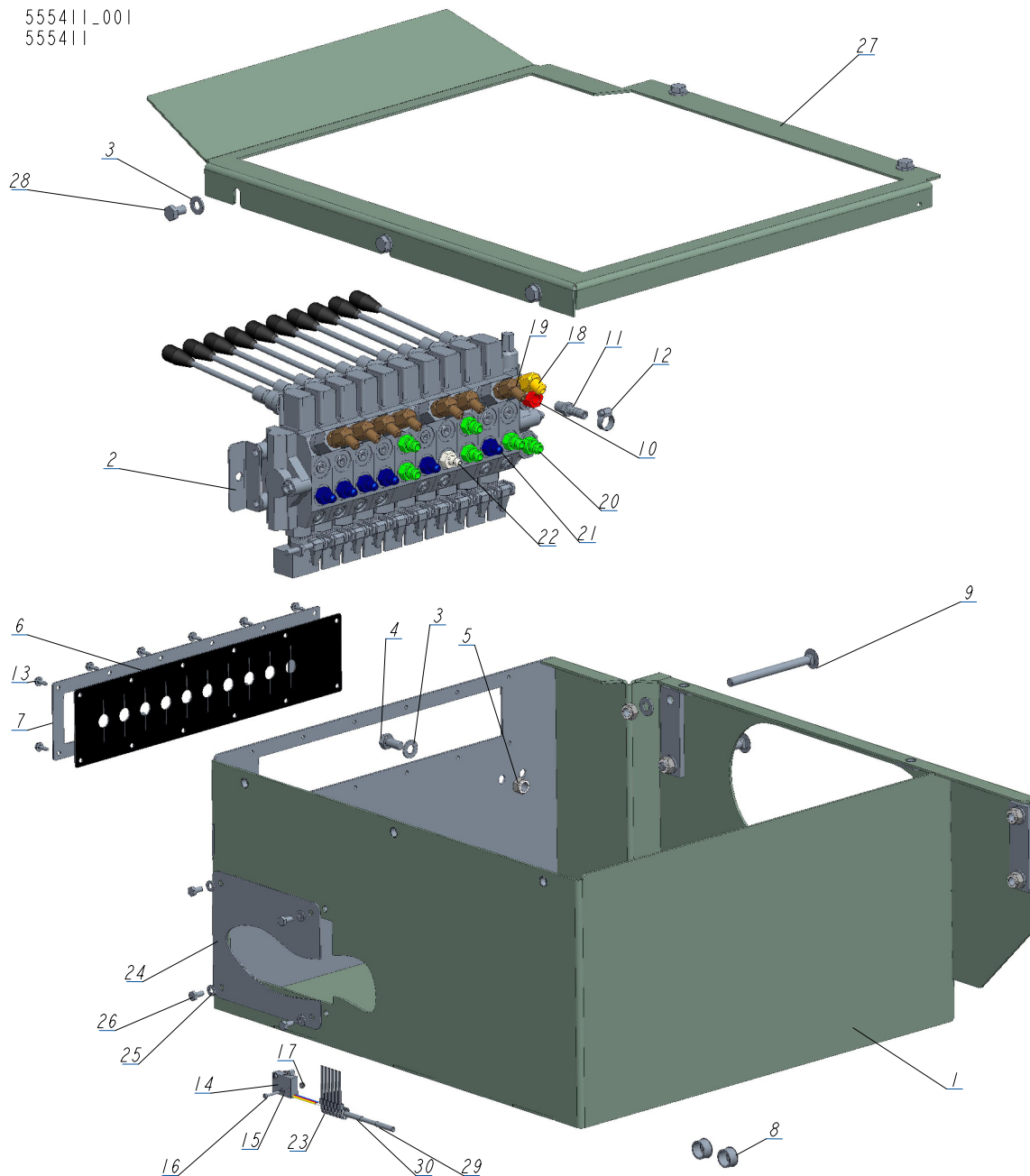
555409\_001  
555409



REF	DESCRIPTION (◆ indicates parts available in assemblies only)	PART #	QTY
-	<b>BOX FRONT, 7 SEC. DHP3/LT40/70</b>	555409	1
1	BOX, FRONT	555419-1	1
2	VALVE, 7-SECTION DC HYDRAULIC	545657	1
3	GUARD, 7-SECTION HYD. VALVE RUBBER	510566	1

REF	DESCRIPTION (◆ indicates parts available in assemblies only)	PART #	QTY	
4	PLATE, RUBBER GUARD MOUNTING	510567-1	1	
5	SCREW, #10-24 X 1/2 SELF-TAPPING	F05015-7	6	
6	FITTING, #6SAE 45 DEG ELBOW	015489	1	
7	FITTING, #4SAE-#6SAE 45 DEG ELBOW	015488	4	
8	FITTING, 3/8 O-RING-3/8JIC	014687	6	
9	FITTING, 1/4JIC-3/8 O-RING	P26284	3	
10	ZN-140 UNF9/16-18/7/16-20	555134	1	
11	FITTING, 6SAE MALE-1/4NPT FEMALE	014686	1	
12	FITTING, 1/4NPT-3/8 BARB	014685	1	
13	SWITCH, 2A 125V R-LEVER NO/NC/COM	014765	1	
14	WASHER, 3.2 ZINC	F81050-2	2	
15	SCREW, M3X20-5.8-A ZINC	F81000-8	2	
16	NUT, M3-6 ZINC	F81028-2	2	
17	BOLT, M5X12-5.8 HEX HEAD FULL THREAD ZIN	F81000-5	2	
18	WASHER, 5.5 SPECIAL FLAT ZINC	F81052-3	2	
19	NUT, M5-8 HEX ZINC	F81030-1	2	
20	CLAMP, 11/16 WORM	061807	1	
21	WASHER, 10.5 FLAT ZINC	F81055-1	11	
22	BOLT, ISO 4017-M10X20-8.8-A2E HEX HEAD	F81003-53	2	
23	NUT, M10-8-B HEX NYLON ZINC LOCK	F81033-1	6	
24	GROMET, WIRE	P04137	2	
25	BOLT, M10X125 8.8 CARRIAGE ZINC	F81003-34	2	
26	WRAP, TKUV 20/5 TIE	F05089-1	6	
27	CAP	555383-1	1	
28	WASHER, 6.4 ZINC FLAT	F81053-1	4	
29	BOLT, M6X12-8.8 HEX HEAD FULL THREAD ZIN	F81001-7	4	
30	COVER, TOP, BOX FRONT	555458-1	1	
31	BOLT, M10X16-8.8 HEX HEAD FULL THREAD ZI	F81003-13	5	
32	CONNECTOR, 16-14GA FI BUTT	F04875-1	2	
33	CABLE, OLFLEX 400P 2X1	R80583-5	1	

### 9.48 Front Box. 555411

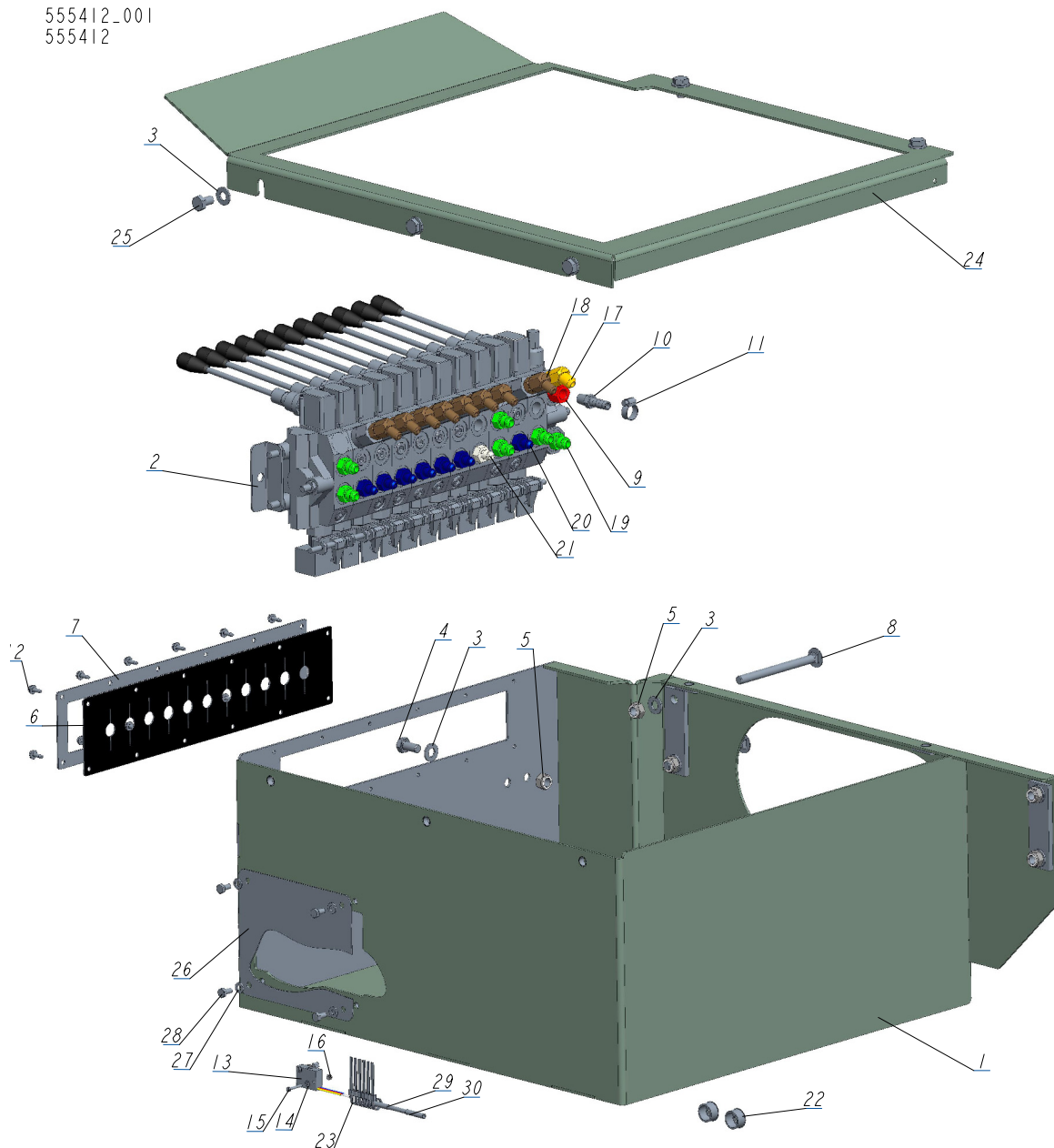


REF	DESCRIPTION (◆ indicates parts available in assemblies only)	PART #	QTY
-	<b>BOX, FRONT, 10 SEC. DHP5/LT40/70 COMPLETE</b>	555411	1
1	BOX, FRONT	555415-1	1
2	VALVE, HDS11/10-6 10-SECTION	091344	1
3	WASHER, 10.5 FLAT ZINC	F81055-1	11
4	BOLT, ISO 4017-M10X20-8.8-A2E HEX HEAD	F81003-53	2
5	NUT, M10-8-B HEX NYLON ZINC LOCK	F81033-1	6
6	GUARD, 10-SECTION RUBBER HYDRAULIC VALVE	091739	1
7	PLATE, 10-SECTION VALVE	091826-1	1
8	GROMET, WIRE	P04137	2

REF	DESCRIPTION (◆ indicates parts available in assemblies only)	PART #	QTY	
9	BOLT, M10X125 8.8 CARRIAGE ZINC	F81003-34	2	
10	FITTING, 6SAE MALE-1/4NPT FEMALE	014686	1	
11	FITTING, 1/4NPT-3/8 BARB	014685	1	
12	CLAMP, 11/16 WORM	061807	1	
13	SCREW, #10-24 X 1/2 SELF-TAPPING	F05015-7	12	
14	SWITCH, 2A 125V R-LEVER NO/NC/COM	014765	1	
15	WASHER, 3.2 ZINC	F81050-2	2	
16	SCREW, M3X20-5.8-A ZINC	F81000-8	2	
17	NUT, M3-6 ZINC	F81028-2	2	
18	FITTING, #6SAE 45 DEG ELBOW	015489	1	
19	FITTING, #4SAE-#6SAE 45 DEG ELBOW	015488	7	
20	FITTING, 3/8 O-RING-3/8JIC	014687	6	
21	FITTING, 1/4JIC-3/8 O-RING	P26284	6	
22	ZN-140 UNF9/16-18/7/16-20	555134	1	
23	WRAP, TKUV 20/5 TIE	F05089-1	6	
24	CAP	555383-1	1	
25	WASHER, 6.4 ZINC FLAT	F81053-1	4	
26	BOLT, M6X12-8.8 HEX HEAD FULL THREAD ZIN	F81001-7	4	
27	COVER, TOP, BOX FRONT	555382-1	1	
28	BOLT, M10X16-8.8 HEX HEAD FULL THREAD ZI	F81003-13	5	
29	CABLE, OLFLEX 400P 2X1	R80583-5	1	
30	CONNECTOR, 16-14GA FI BUTT	F04875-1	2	

### 9.49 Front Box. 555412

555412\_001  
555412



REF	DESCRIPTION (◆ indicates parts available in assemblies only)	PART #	QTY
-	<b>BOX, FRONT 11SEC. DHP7/LT40/70 COMPLETE</b>	555412	1
1	BOX, FRONT	555415-1	1
2	HYDRAULIC VALVE 11 SEC. HDS11/10	510568_	1
3	WASHER, 10.5 FLAT ZINC	F81055-1	11
4	BOLT, ISO 4017-M10X20-8.8-A2E HEX HEAD	F81003-53	2
5	NUT, M10-8-B HEX NYLON ZINC LOCK	F81033-1	6
6	COVER, 11-SECTION VALVE RUBBER	518926	1
7	COVER, 11-SECTION VALVE GUARD	510571-1	1
8	BOLT, M10X125 8.8 CARRIAGE ZINC	F81003-34	2
9	FITTING, 6SAE MALE-1/4NPT FEMALE	014686	1

REF	DESCRIPTION (◆ indicates parts available in assemblies only)	PART #	QTY	
10	FITTING, 1/4NPT-3/8 BARB	014685	1	
11	CLAMP, 11/16 WORM	061807	1	
12	SCREW, #10-24 X 1/2 SELF-TAPPING	F05015-7	12	
13	SWITCH, 2A 125V R-LEVER NO/NC/COM	014765	1	
14	WASHER, 3.2 ZINC	F81050-2	2	
15	SCREW, M3X20-5.8-A ZINC	F81000-8	2	
16	NUT, M3-6 ZINC	F81028-2	2	
17	FITTING, #6SAE 45 DEG ELBOW	015489	1	
18	FITTING, #4SAE-#6SAE 45 DEG ELBOW	015488	8	
19	FITTING, 3/8 O-RING-3/8JIC	014687	6	
20	FITTING, 1/4JIC-3/8 O-RING	P26284	7	
21	ZN-140 UNF9/16-18/7/16-20	555134	1	
22	GROMET, WIRE	P04137	2	
23	WRAP, TKUV 20/5 TIE	F05089-1	6	
24	COVER, TOP, BOX FRONT	555382-1	1	
25	BOLT, M10X16-8.8 HEX HEAD FULL THREAD ZI	F81003-13	5	
26	CAP	555383-1	1	
27	WASHER, 6.4 ZINC FLAT	F81053-1	4	
28	BOLT, M6X12-8.8 HEX HEAD FULL THREAD ZIN	F81001-7	4	
29	CONNECTOR, 16-14GA FI BUTT	F04875-1	2	
30	CABLE, OLFLEX 400P 2X1	R80583-5	1	