

Wood-Mizer®

Parts Manual

LT70S AC MH	rev. F4.03
LT70M AC MH	rev. F4.03
LT70S/M AC MH WIDE	rev. F4.03



Safety is our #1 concern! Read and understand all safety information and instructions before operating, setting up or maintaining this machine.

Form #1050

Table of Contents

Section-Page

SECTION 1	GENERAL INFORMATION	1-1
1.1	How To Use the Parts List.....	1-1
1.2	Sample Assembly	1-1
SECTION 2	BLADE GUIDE ASSEMBLIES	2-1
2.1	Blade Guide Assembly, Idle Side	2-1
2.2	Blade Guide Assembly, Drive Side	2-3
2.3	Blade Guide Arm, Idle Side - Wide Saw Head	2-5
2.4	Blade Guide Arm, Idle Side	2-7
2.5	Blade Guide Mount Assembly, Drive Side	2-10
SECTION 3	BLADE WHEELS & TENSIONER	3-1
3.1	Blade Drive Assembly.....	3-1
3.2	Idle-Side Blade Wheel Assembly	3-3
3.3	Hydraulic Blade Tensioner Assembly.....	3-4
3.4	Sawdust Flow Guide.....	3-6
3.5	Idle Side Wheel Arm Rocker W/Lever (520539_533944)	3-7
SECTION 4	SAW HEAD	4-1
4.1	Middle Throat Screw	4-1
4.2	Drive Belt Tensioner (AC)	4-2
4.3	Board Return Assembly (Optional)	4-3
4.4	Water Lube Assembly	4-5
4.5	Oil Tank	4-6
4.6	LT70AC Saw Head Decals	4-7
4.7	Blade Housing Covers.....	4-9
4.8	Sawdust Chute	4-11
4.9	Sawdust Chute (LT70 Wide only).....	4-12
4.10	Saw Head Rest Bracket & Plate Mount	4-13
4.11	LT Sawmill Saw Head Rest Bracket.....	4-14
4.12	Saw Head Support Bracket (only portable sawmills with the new type of "M" frame) 4-15	
SECTION 5	CONTROL BOXES	5-1
5.1	Control Assembly, LT70 AH	5-1
5.2	Control Assembly, LT70-RSW	5-3
5.3	Control Assembly, LT70 Remote	5-5
5.4	Box Assembly, LT70 Remote 10- Section	5-7
5.5	Drum Switches	5-9
5.6	Circuit Breakers.....	5-10
5.7	Front Panel Assembly & Harnesses	5-11
5.8	Plate, LT70 Remote Complete Front Control Box	5-12
5.9	Solenoids	5-13

Table of Contents

Section-Page

SECTION 6 UP/DOWN SYSTEM

6-1

6.1	Up/Down Rollers & Covers	6-1
6.2	Blade Height Scale	6-3
6.3	Up/Down Chain & Sprockets	6-5
6.4	Safety Switches	6-6
6.5	Up/Down Drive Assembly	6-7

SECTION 7 FEED SYSTEM & TRACK ROLLERS

7-1

7.1	Upper Track Rollers And Wipers.....	7-1
7.2	Power Feed Assembly	7-3
7.3	Feed Chain/Stop, LT70 S/M	7-5
7.4	Feed Chain/Stop	7-6
7.5	Lower Track Rollers.....	7-7

SECTION 8 BED FRAME ASSEMBLY

8-1

8.1	Front Bed Rail Assembly	8-1
8.2	Additional Angled Bed Rail (Long) - Complete	8-2
8.3	Additional Flat Bed Rail (Long) - Complete	8-3
8.4	Additional Flat Bed Rail (Short) - Complete	8-4
8.5	Additional Angled Bed Rail (Short) - Complete	8-5
8.6	Rear Bed Rail Assembly	8-6
8.7	Front Middle Bed Rail Assembly	8-7
8.8	Rear Middle Bed Rail Assembly	8-8
8.9	Bed Rail Assembly, Front (LT70M Super)	8-9
8.10	Bed Rail Assembly, Middle (LT70M Super).....	8-10
8.11	Front Clamp Mount Assembly (A/DH5/7)	8-11
8.12	Bed Extension LT70 (0.9m) - Complete	8-12
8.13	Board Removal Bumper, "M" Frame (No. 528350)	8-14
8.14	Angled Bed Rail ("S" Type Frame)	8-15
8.15	Clamp Mount Rear (A/DH5/7)	8-17
8.16	Angled Bed Rails, "M" Frame	8-18
8.17	Stationary Legs, "M" Frame	8-20
8.18	Plate Set, M Type Frame Bed Rail 1-2 & 2-3 (Option)	8-21
8.19	Angled Bed Rails for "L" Frame	8-22
8.20	Bed Frame Decals	8-23
8.21	M Frame Long Table	8-24
8.22	Pivot Bed Rail Assembly	8-26
8.23	Log Side Support Assembly (Manual)	8-27
8.24	Saw Head Rest Pin Assembly	8-28
8.25	Inspection Platform for Wide "M" Frame	8-29
8.26	Inspection Platform (M-type Frame Sawmills)	8-30
8.27	Inspection Platform for the Old Type Frame (Optional)	8-31
8.28	Inspection Platform (New M-type Frame, Mobile Sawmills).....	8-32
8.29	Inspection Platform ("M" Frame w/Driven Log Levelling Roller) ..	8-33
8.30	Saw Head Transport Bracket, LT70 M	8-34
8.31	Adjustable Legs for "M" Frame (Standard Hydraulic Equipment) ...	8-35
8.32	Front Adjustable Leg (at the hitch)	8-36

Table of Contents

Section-Page

8.33	Wall Mount Remote Set (Cutting Length of 6.5 m).....	8-37
8.34	Wall Mount Remote Set (Cutting Length of 6.5-10 m)	8-38
8.35	4-Post Remote Set	8-39
8.36	5-Post Remote Set	8-40
8.37	Octagonal Profile Sawing Tool (Option)	8-41
8.38	Sawmill Transport Bracket Assembly (Option)	8-42
8.39	Bed Frame Decals	8-43
8.40	Tie Down Chain Assembly	8-44
8.41	7-Post Remote Set 550025	8-45
8.42	Guide Rail 550024	8-46
8.43	Guide Rail Support Post 520669	8-47
8.44	Guide Rail Support Post 518736	8-48
8.45	Wall Mount Remote Set 550026	8-49
8.46	Wall Mount Bracket Kit 518724	8-50
8.47	Stationary Legs for "M" Frame. 522944	8-51
8.48	Stationary Legs for "S" Frame. 526546	8-53

SECTION 9 LOG CLAMP, TURNER, LOADER & TOE BOARDS

9-1

9.1	Manual Log Clamp	9-1
9.2	Log Clamp Assembly.....	9-2
9.3	Manual Log Clamp - Central (546323)	9-4
9.4	Manual Log Turner.....	9-5
9.5	Manual Toe Board.....	9-7
9.6	Manual Log Loader (S/M type frame)	9-8
9.7	Manual Log Loader Pump.....	9-9

Getting Service

Wood-Mizer is committed to providing you with the latest technology, best quality and strongest customer service available on the market today. We continually evaluate our customers' needs to ensure we're meeting current wood-processing demands. Your comments and suggestions are welcome.

General Contact Information

From Europe call your local distributor or our European Headquarters and Manufacturing Facility in Koło, Nagórna 114 St, Poland at **+48-63-2626000**. From the continental U.S., call our U.S. Headquarter 8180 West 10th St.Indianapolis, IN 46214, toll-free at **1-800-525-8100**. Ask to speak with a Customer Service Representative. Please have your machine identification number and your customer number ready when you call. The Service Representative can help you with questions about the operation and maintenance of your machine. He also can schedule you for a service call.

Office Hours:

Country	Monday - Friday	Saturday	Sunday
Poland	7 a.m.- 3 p.m.	Closed	Closed
US	8 a.m.- 5 p.m.	8 a.m.- 12 p.m	Closed

Please have your vehicle identification number and your customer number ready when you call.

Wood-Mizer will accept these methods of payment:

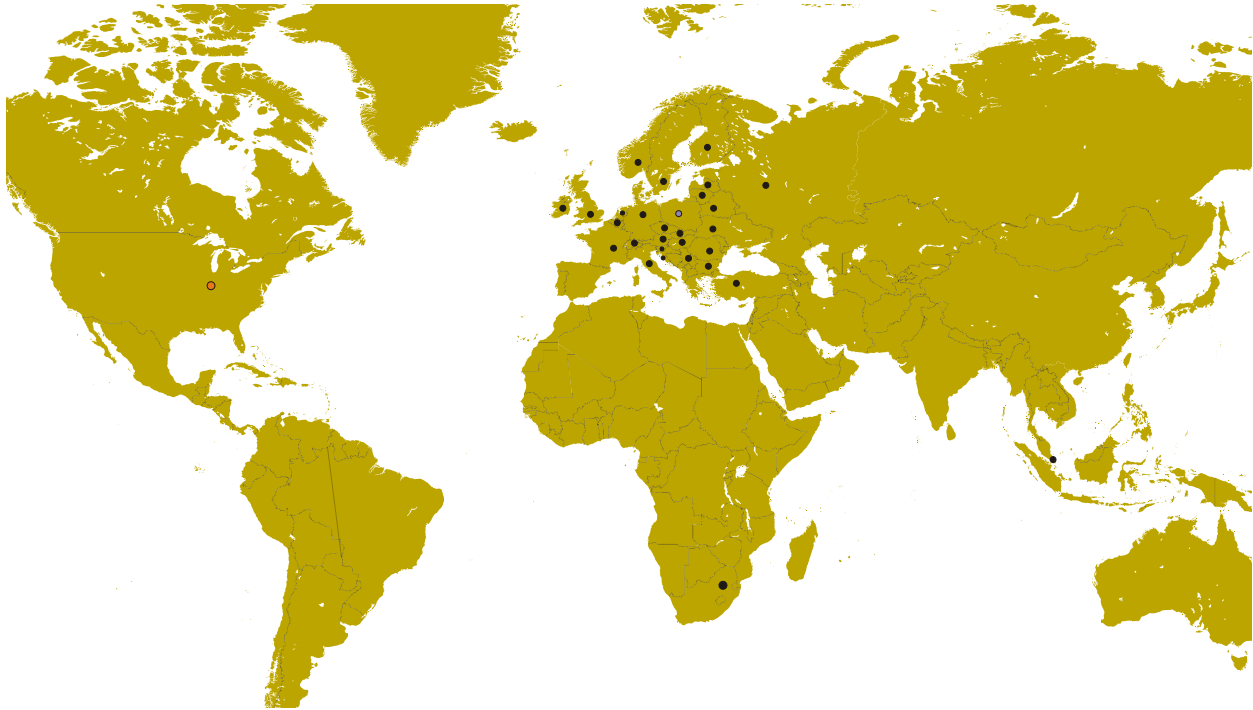
- Visa, Mastercard, or Discover
- COD
- Prepayment
- Net 15 (with approved credit)



Be aware that shipping and handling charges may apply. Handling charges are based on size and quantity of order.

Technical data are subject to change without prior notice.

Actual product may differ from product images. Some illustrations show machines with optional equipment.

Branches & Authorized Sales Centers Wood-Mizer Locations (North and South America)



EUROPE		UNITED STATES
<p> European Headquarters Wood-Mizer Industries Sp. z o.o. Nagórna 114, 62-600 Kolo, Poland Tel.: +48-63-26-26-000 Fax: +48-63-27-22-327 www.woodmizer.eu</p>		<p> World Headquarters Wood-Mizer LLC 8180 West 10th Street Indianapolis, Indiana 46214-2400, USA Tel.: +1-317-271-1542 Fax: +1-317-273-1011 www.woodmizer.com</p>
<p>BELARUS MOST-GRUPP Siemashko 15, k.3 Minsk 2200116 Tel.: +375-17-270-90-08 Fax: +375-17-270-90-08 GSM: +375-29-649-90-80 e-mail: most-by@mail.ru</p>	<p>SWITZERLAND Stefan Wespi Maschinen u. Geräte Spezialarbeiten GmbH Eichstraße 4 6353 Weggis Tel.: +41-413-900-312 GSM: +41-799-643-594 info@woodmizer.ch www.woodmizer.ch</p>	<p>RUSSIA Dariusz Mikołajewski OOO WOOD-MIZER INDUSTRIES 141031, Moscow Reg., Mytishenski raj., pos. Veshki, Zavodskaja str., 3B Tel.Fax: +7(495) 788-72-35 Tel.Fax: +7(495) 641-51-60 e-mail: dariuszm@woodmizer-moscow.ru</p>
<p>BULGARIA Kalin Simeonov Ecotechproduct 38 Star Lozenski pat str. Sofia 1186 Tel.: +359-2-462-7035 Tel.: +359-2-963-1656 Tel./Fax : +359-2-979-1710 Kalin Simeonov GSM: +3592-963-2559 e-mail: office@ecotechproduct.com</p>	<p>HUNGARY Wiktor Turoczy Wood-Mizer Hungary K.F.T. Szonyi Ut 67., 2921 Komárom Tel./Fax: +36-34-346-255 e-mail: woodmizer@woodmizer.hu</p>	<p>RUSSIA Far East Wladimir Glazaczew "WM Service" Krasnoretchenskaya Str.111 680006 Khabarovsk Tel./Fax: +7-914-541-1183 e-mail: wms-khv@mail.ru</p>

<p>CROATIA Krešimir Pregernik Pregimex d.o.o. S. Batušićeva 31, 10090 Zagreb Tel./Fax: +3851-38-94-668 Krešimir Pregernik GSM: +3851-98-207-106 e-mail: Kresimir.Pregernik@gmail.com</p>	<p>ITALY Pasquale Felice Wood-Mizer Italia Srl Cda. Capoiaccio SN 86012 Cercemaggiore Campobasso Tel./Fax: +39-0874-798-357 GSM: +39-333-281-03-79 e-mail: wmitaliasrl@gmail.com</p>	<p>SERBIA Dragan Markov Wood-Mizer Balkan d.o.o. Svetosavska GA 3/3; P. Fah 25 23 300 Kikinda Tel./Fax: +381-230-25-754 Tel./Fax: +381-230-23-567 GSM: +381-63-568-658 e-mail: office@woodmizer.co.yu</p>
<p>CZECH REPUBLIC Miroslav Greill Wood-Mizer CZ s.r.o. Za Kasárny 946 339 01 Klatovy Tel: +420-376-312-220 GMS: +420-608-111-104 Miroslav Greill GMS: + 420-602-439-799 E-mail: woodmizer@woodmizer.cz</p>		<p>SLOVAKIA Wiktor Turoczy Wood-Mizer Danubia s.r.o. Hadovce 5, 94501 Komárno Tel.: +421-35-77-40-316 Fax: +421-35-7740-326 GSM: +421-905-930-972 e-mail: woodmizer@woodmizer.sk</p>
<p>CZECH REPUBLIC Lubomir Kudlik Wood-Mizer Moravia Sovadinova 6 69002 Breclav Tel./Fax: +420-519-322-443 Lubomir Kudlik GSM: +420-602-734-792 e-mail: info@wood-mizer.net</p>	<p>LATVIA Vilmars Jansons OBERTS Ltd Gaujas str. 32/2 LV-2167 Marupe, Rigas Raj. Tel.: +371-7-810-666 Fax: +371-7-810-655 Vilmars Jansons GSM: +371-92-06-966 Andris Orols GSM: +371-28-33-07-90 e-mail: andris@oberts.lv</p>	<p>TURKEY Er-Ka Ahsap Profil Kerestecilik San. ve Tic. Ltd. Sti. Adana Keresteciler Sitesi 191 sk No.41 ADANA Tel.: +90-322-346-15-86 Fax: +90-322-345-17-07 GSM: +90-533-363-18-44 e-mail: info@erkaahsap.com.tr</p>
<p>FINLAND Howard Blackbourn Oy Falkberg Jordbruk Ab Falkintie 220 25610 Ylonkyla Tel.: +358-2732-2253 Fax: +358-2732-2263 Howard Blackbourn GSM: +358-440-424-339 e-mail: falkberg@woodmizer.fi</p>	<p>LITHUANIA Andrius Zuzevicius UAB Singlis Savanoriu pr. 187, 2053 Vilnius Tel.: +370-5-2-32-22-44 Fax: +370-5-2-64-84-15 GSM: +370-620-28-645 e-mail: andrius.z@singlis.lt Dmitrij Gaiduk GSM: +370-69-84-51-91 e-mail: dmitrijus.g@singlis.lt</p>	<p>UKRAINE Ivan Vinnicki MOST UKRAINA bul. Myru 3, Bajkivtsi Ternoplskyj r-j Ternopolska oblast 47711 Ukraine Tel/Fax: +38 (0352) 52 37 74 GSM: +38 (067) 352 54 34 GSM: +38 (067) 674 50 68 E-mail: most-ukraine@ukr.net</p>
<p>FRANCE Tizoc Chavez Wood-Mizer France 556 chemin des Embouffus, ZAC des Basses Echarrieres 38440 SAINT JEAN DE BOURNAY Tel: +33-4 74 84 84 44 GSM: +33-607 52 02 82 Mail: tchavez@woodmizer.fr</p>	<p>NORWAY Tor Bakken Flaathe Bakken Flaathe A/S Løkenvegen 5, 2034 Holter Tel: + 47-638 74 989 Sales: + 47- 412 80 076 Service: +47- 975 87 588 post@woodmizer.no www.woodmizer.no</p>	<p>UNITED KINGDOM & IRELAND Wood-Mizer UK Hopfield Barn Kenward Road, Yalding Kent ME18 6JP, UK Tel.: +44-1622-813-201 Fax: +44-1622-815-534 e-mail: info@woodmizer.co.uk</p>
<p>SLOVENIA Jan Fale FAMTEH d.o.o. Gacnikova pot 2, 2390 Ravne na Koroskem Tel.: +386-2-62-04-232 Fax: +386-2-62-04-231 Jan Fale GSM: +386-2-62-04-230 e-mail: jan.fale@famteh.si Matjaz Kolar Tel.: +386-2-62-04-232 GSM: +386-31-775-999 e-mail: matjaz.kolar@famteh.si</p>		

<p>GERMANY/AUSTRIA Klaus Longmuss Wood-Mizer GmbH Dorfstraße 5, 29485 Schletau Büro Tel: +49-5883 988 010 Werkstatt Tel: +49-5883 988 220 Ersatzteilservice Tel: +49 58 83 - 98 80 250 Schärfservice Tel: +49-58 83 - 98 80 270 E-mail: info@woodmizer.de www.woodmizer.de Klaus Longmuss Tel.: +49-5883-9880-12 GSM: +49-17-298-55-892 e-mail: KLongmuss@woodmizer.de</p>	<p>Subagent: SWEDEN Kjell Larsson Mekwood AB Slingan 14, 812 41 Gästrike-Hammarby Tel.: +46-290-515-65 Kjell Larsson GSM: +46-706-797-965 e-mail: kjell.larsson@mekwood.se</p>	<p>IRELAND Wood-Mizer Ireland Stephen Brennan Cum Lahardane Ballina County Mayo Tel:+353 96 51345 E-mail: brennanmill@ericom.net</p>
<p>Subagents: DENMARK Kevin Christiansen Kevin Christiansen's savværker PMV Arnborgvej 40, 7330 Brande- Fasterholt Mobile: +45 61468763 Mobile: +45-23495828 Info@woodmizer.dk www.woodmizer.dk</p>	<p>ROMANIA Adrian Echert SC WOOD-MIZER RO SRL TRANSILVANIEI Nr. 5 Sibiu, Cisanadie 555300 Tel./Fax: : +40-369-405-433 GSM: +40-745-707-323 e-mail: aechert@woodmizer.ro</p>	<p>Regional Manager - Asia Robert Moxham Regional Direction - Asia Wood-Mizer Asia Manufacturing Co., Ltd. No.2, Gongyequ 40th Rd. Xitun District, Taichung City, 40768, Taiwan, R.O.C. TEL: +886-4-2359 3022 FAX: +886-4-2359 3205 CELL: +886-9-0568 7708 EMAIL: RMoxham@woodmizer.com www.woodmizerasia.com Skype: r.g.moxham</p>
<p>NETHERLANDS Gerlo Breukers Breukers Houtzagerij en Bosbouwmachines Hazenweg 5, 7481 PC Haaksbergen Tel: +31-535741326 Mobile: +31-620419412 info@woodmizer.nl www.woodmizer.nl</p>	<p>Subagent: ROMANIA M. Echert S.C. Echert Comprod s.r.l Str. Schitului Nr. 6, Apt.7 etajul-1 725 70 Vatra Dornei, Romania Tel./Fax: +40-230-374-235 Tel. : +40-740-35-35-74</p>	<p>Regional Manager - Africa Gavin Prowse Regional Sales Director - Africa Wood-Mizer Africa (Pty) Ltd. Unit 1, Leader Park 20 Chariot Street Stormill Ext.5 Maraisburg, Johannesburg South Africa TEL: +27 11 473 1313 FAX: +27 11 473 2005 CELL: +27 71 398 8010 EMAIL: growse@woodmizer.com www.woodmizerafrika.com Skype: gavin.prowse</p>

USA World Headquarters

Serving North & South America, Oceania, East Asia

Wood-Mizer LLC
8180 West 10th Street
Indianapolis, IN 46214

Phone: 317.271.1542 or 800.553.0182
Customer Service: 800.525.8100
Fax: 317.273.1011
Email: infocenter@woodmizer.com

Brazil Headquarters

Serving Brazil

Wood-Mizer do Brasil
Rua Dom Pedro 1, No: 205 Bairro: Sao Jose
Ivoti/RS CEP:93.900-000

Tel: +55 51 9894-6461/ +55 21 8030-3338/ +55 51 3563-4784
Email: info@woodmizer.com.br

Canadian Headquarters

Serving Canada

Wood-Mizer Canada
396 County Road 36, Unit B
Lindsay, ON K9V 4R3

Phone: 705.878.5255 or 877.357.3373
Fax: 705.878.5355
Email: ContactCanada@woodmizer.com

Europe Headquarters

Serving Europe, Africa, West Asia

Wood-Mizer Industries Sp z o.o.
Nagorna 114
62-600 Kolo, Poland

Phone: +48.63.26.26.000
Fax: +48.63.27.22.327

Branches & Authorized Sales Centers

For a complete list of dealers, visit www.woodmizer.com

SECTION 1 GENERAL INFORMATION

1.1 How To Use the Parts List

- Use the index above to locate the assembly that contains the part you need.
- Go to the appropriate section and locate the part in the illustration.
- Use the number pointing to the part to locate the correct part number and description in the table.
- Parts shown indented under another part are included with that part.
- Parts marked with a diamond (◆) are only available in the assembly listed above the part.

See the sample table below. Sample Part #A01111 includes part F02222-2 and subassembly A03333. Subassembly A03333 includes part S04444-4 and subassembly K05555. The diamond (◆) indicates that S04444-4 is not available except in subassembly A03333. Subassembly K05555 includes parts M06666 and F07777-77. The diamond (◆) indicates M06666 is not available except in subassembly K05555.

1.2 Sample Assembly				
REF.	DESCRIPTION (◆ Indicates Parts Available In Assemblies Only)	PART #	QTY	
	Sample Assembly, Complete (Includes All Indented Parts Below)	A01111	1	
1	Sample Part	F02222-22	1	
	Sample Subassembly (Includes All Indented Parts Below)	A03333	1	
2	Sample Part (◆ Indicates Part Is Only Available With A03333)	S04444-4	1	◆
	Sample Subassembly (Includes All Indented Parts Below)	K05555	1	
3	Sample Part (◆ Indicates Part Is Only Available With K05555)	M06666	2	◆
4	Sample Part	F07777-77	1	

To Order Parts:

- From Europe call our European Headquarters and Manufacturing Facility in Kolo, Poland at **+48-63-2626000**. From the continental U.S., call our toll-free Parts hotline at **1-800-525-8100**. Have your customer number, vehicle identification number, and part numbers ready when you call. From other international locations, contact the Wood-Mizer distributor in your area for parts.

Office Hours:

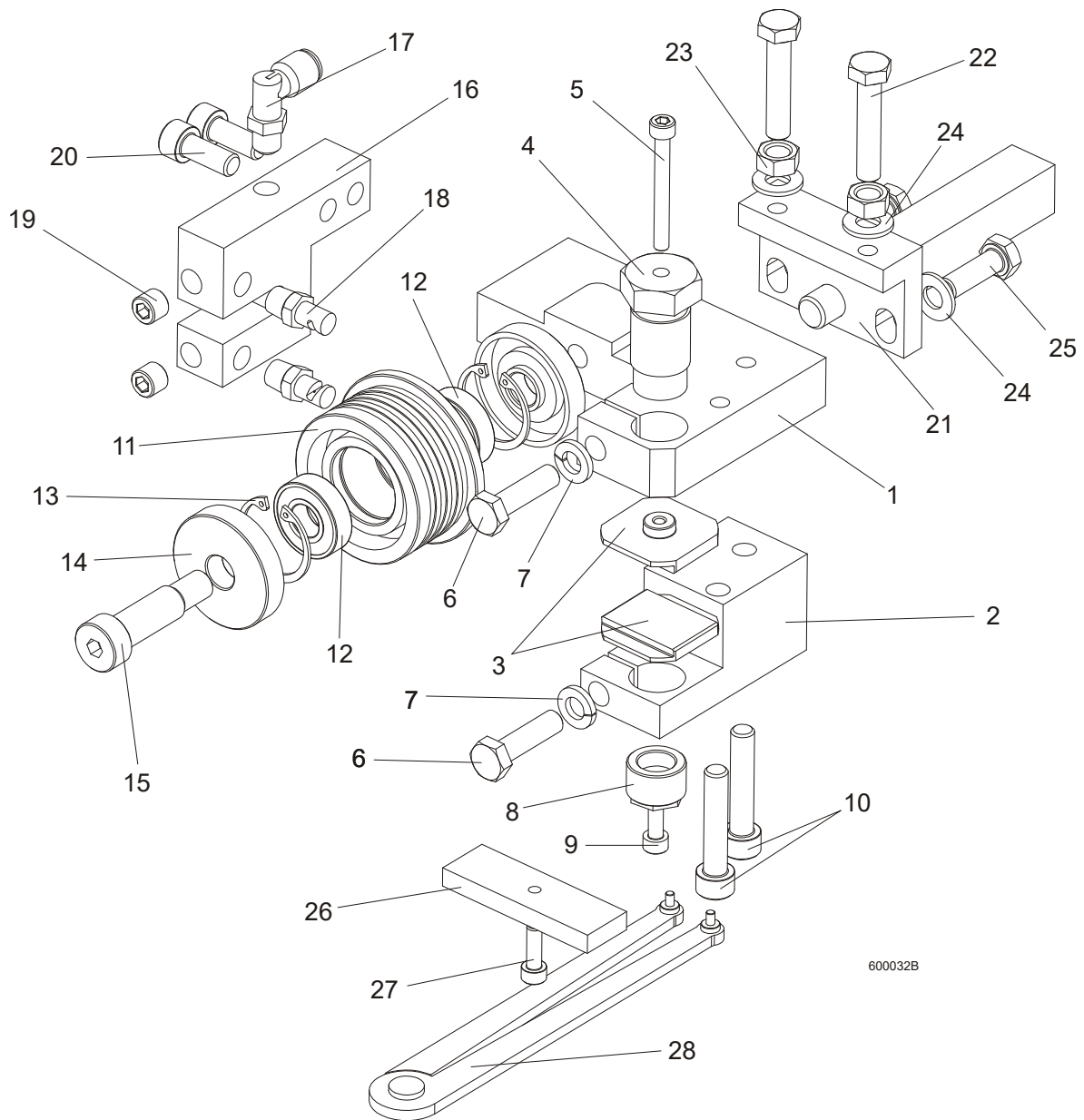
Country	Monday - Friday	Saturday	Sunday
Poland	7-15	Closed	Closed
US	8 a.m.- 5 p.m.	8 a.m.- 12 p.m.	Closed



CAUTION! It is strongly recommended that only original spare parts be used.

SECTION 2 BLADE GUIDE ASSEMBLIES

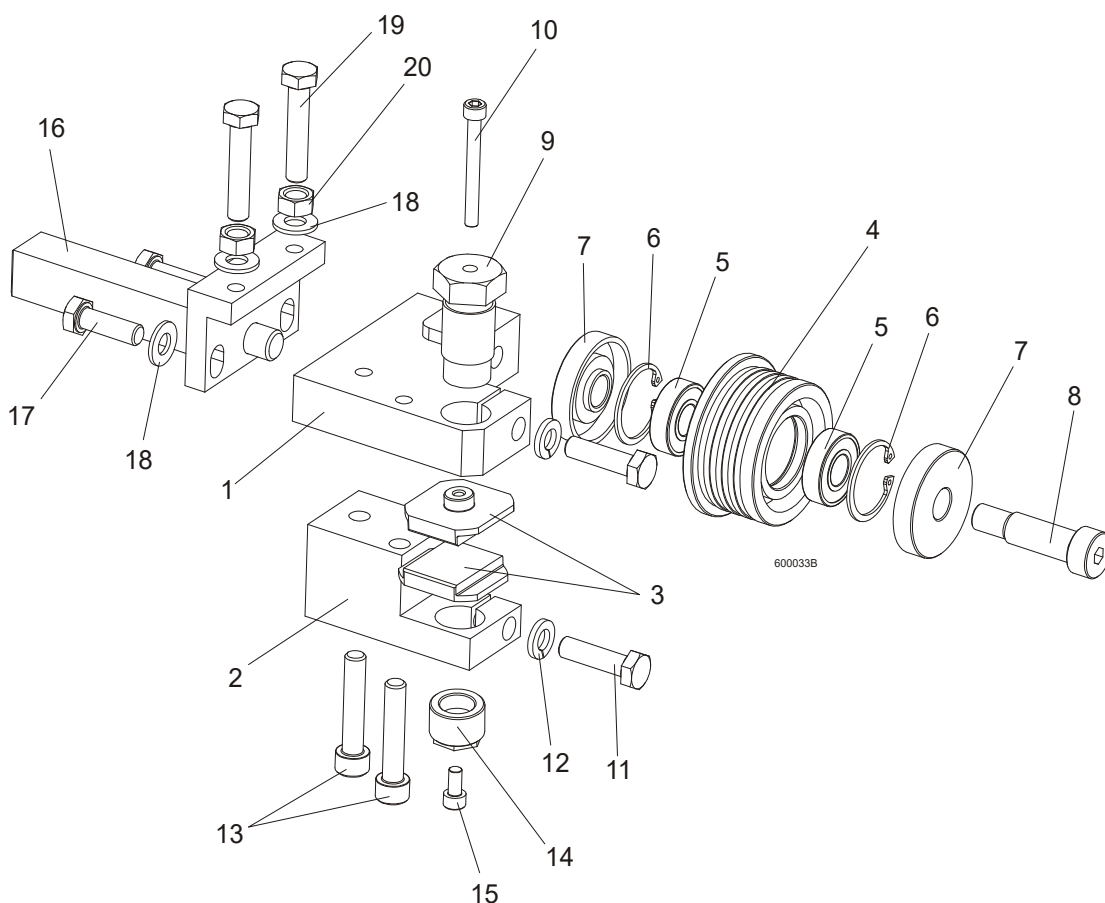
2.1 Blade Guide Assembly, Idle Side



600032B

REF	DESCRIPTION (◆ INDICATES PARTS AVAILABLE IN ASSEMBLIES ONLY)	PART #	QTY	
	BLADE GUIDE ASSEMBLY, IDLE SIDE, EXTENDED (FOR OPTIONAL USE WITH 1 1/2" BLADES)	092997	1	
1	Block, Blade Guide Mount Zinc-Plated	090947-1	1	
2	Block, Lower Ceramic Pad Mount Zinc-Plated	090948-1	1	
3	Block, Blade Guide Zinc	093430-1	2	
4	Bolt, Upper Pad Adjustment Zinc-Plated	089515-1	1	
5	SCREW, M5X45 DIN912 A2-70 HEX SOCKET HE	F81000-24	1	
6	Bolt, M8x30 DIN933 A2-70 Stainless Steel	F81002-27	2	
7	WASHER 8,2 SPLIT LOCK ZINC	F81054-4	2	
8	Screw, Lower Pad Adjuster Zinc-Plated	516191-1	1	
9	SCREW, M5X10 DIN912 A2-70 HEX SOCKET HE	F81000-23	1	
10	Screw, M8x40-8.8 Hex Socket Head Cap Zinc	F81002-29	2	
	Roller, Blade Guide w/Bearing, Extended	092939	1	
11	Roller, Blade Guide Extended	087890	1	
12	BEARING, 6001 2RSR (FAG, SKF)	087893	2	
13	Ring, W28 Inside Retaining	F81090-9	2	
14	RING, ZINC-PLATED SPACER	087891-1	1	
	Washer, Blade Guide Roller Spacer Zinc-Plated	087892-1	1	
15	Screw, 12/M10x30 12.9 ISO 7379 Socket Head Shoulder	F81003-70	1	
	Screw, 12/M10x35 12.9 ISO 7379 Socket Head Shoulder (used with the Extended Roller only)	F81003-48	1	
16	Block, Nozzle Mounting Zinc-Plated	090487-1	1	
17	ELBOW, 90 DEG 1/8MPT 1/4 TUBE SWIVEL	P09736	1	
18	Nozzle, Blade Lube Spray	033479	2	
19	PLUG, M10X1 DIN906 BN40 ZINC	F81015-3	2	
20	Screw, M8x20-8.8 Hex Socket Head Cap Zinc	F81002-30	2	
21	BRACKET WELDMENT, BLADE GUIDE ZINC-PLATE	089509-1	1	
22	Bolt, M8x40 DIN933 A2-70 Stainless Steel	F81002-28	2	
23	NUT, M8 DIN 934 A2-70 STAINLESS STEEL	F81032-7	2	
24	WASHER, 8.4 FLAT ZINC	F81054-1	4	
25	Bolt, M8x25 DIN933 A2-70 Stainless Steel	F81002-26	2	
	PLATE, BLADE GUIDE ALIGNMENT - COMPLETE	090951	1	
26	PLATE, BLADE GUIDE ALIGNMENT ZINC-PLATED	090805-1	1	
27	Screw, M5X16-8.8 Hex Socket Head Cap Zinc	F81000-25	1	
28	Tool, 62860-3 (PERSCHMAN) Lower Pad Adjustment	090949	1	

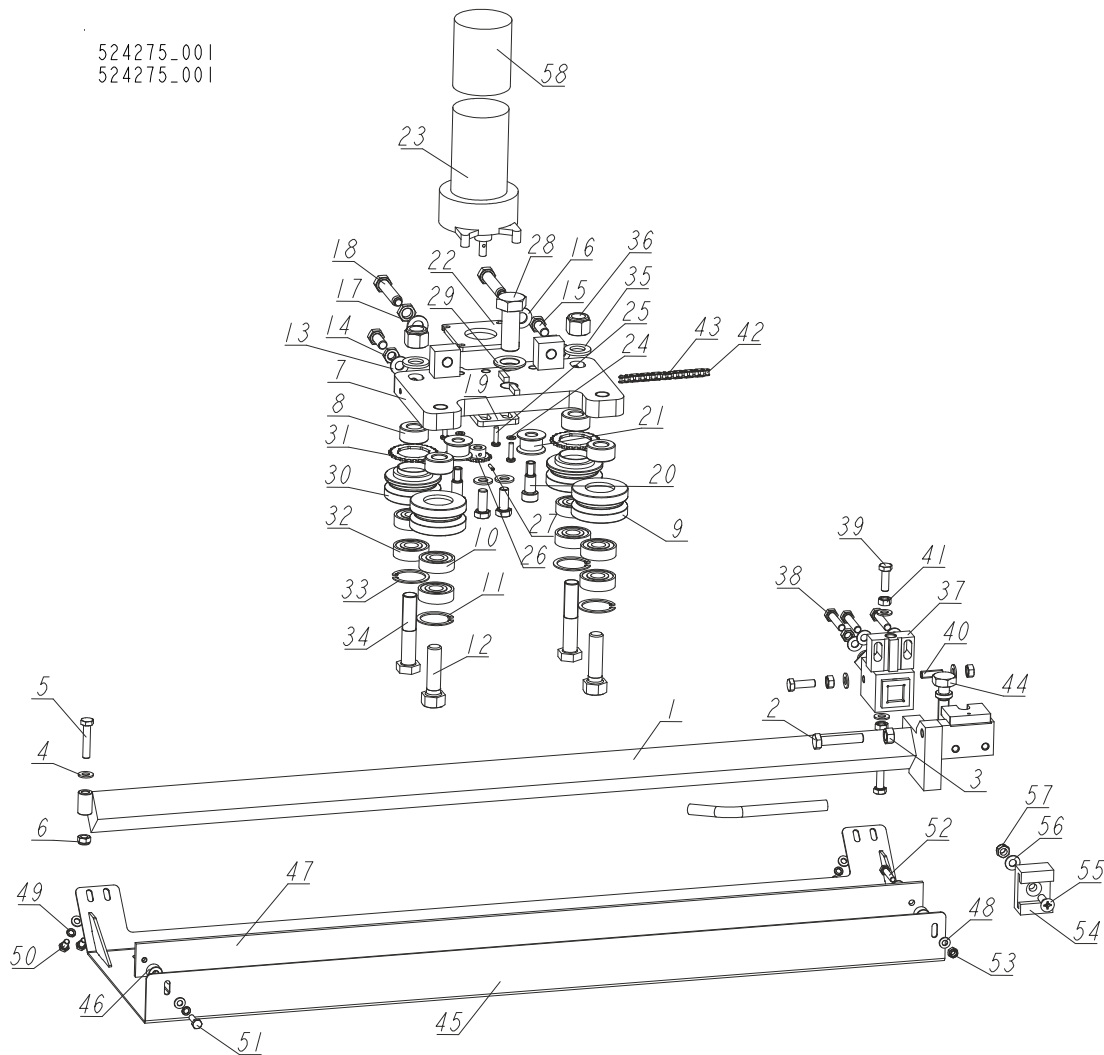
2.2 Blade Guide Assembly, Drive Side



REF	DESCRIPTION (◆ INDICATES PARTS AVAILABLE IN ASSEMBLIES ONLY)	PART #	QTY	
	BLADE GUIDE ASSEMBLY, DRIVE SIDE, EXTENDED (FOR OPTIONAL USE WITH 1 1/2" BLADES)	092998	1	
1	Block, Blade Guide Mount Zinc-Plated	090944-1	1	
2	Block, Lower Ceramic Pad Mount Zinc-Plated	090946-1	1	
3	Block, Blade Guide Zinc	093430-1	2	
	Roller, Blade Guide w/Bearing, Extended	092939	1	
4	Roller, Blade Guide Extended	087890	1	
5	BEARING, 6001 2RSR (FAG, SKF)	087893	2	◆
6	Ring, W28 Inside Retaining	F81090-9	2	
7	RING, ZINC-PLATED SPACER	087891-1	1	
	Washer, Blade Guide Roller Spacer Zinc-Plated	087892-1	1	
8	Screw, 12/M10x30 12.9 ISO 7379 Socket Head Shoulder	F81003-70	1	
	Screw, 12/M10x35 12.9 ISO 7379 Socket Head Shoulder (used with the Extended Roller only)	F81003-48	1	
9	Bolt, Upper Pad Adjustment	089515	1	
10	SCREW, M5X45 DIN912 A2-70 HEX SOCKET HE	F81000-24	1	
11	Bolt, M8x30 DIN933 A2-70 Stainless Steel	F81002-27	2	
12	WASHER 8,2 SPLIT LOCK ZINC	F81054-4	2	
13	Screw, M8x40-8.8 Hex Socket Head Cap Zinc	F81002-29	2	
14	SCREW, LOWER PAD ADJUSTER ZINC-PLATED	516191-1	1	

15	SCREW, M5X10 DIN912 A2-70 HEX SOCKET HE	F81000-23	1	
16	BRACKET WELDMENT, BLADE GUIDE ZINC-PLATE	089509-1	1	
17	Bolt, M8x25 DIN933 A2-70 Stainless Steel	F81002-26	2	
18	WASHER, 8.4 FLAT ZINC	F81054-1	4	
19	Bolt, M8x40 DIN933 A2-70 Stainless Steel	F81002-28	2	
20	NUT, M8 DIN 934 A2-70 STAINLESS STEEL	F81032-7	2	

2.3 Blade Guide Arm, Idle Side - Wide Saw Head

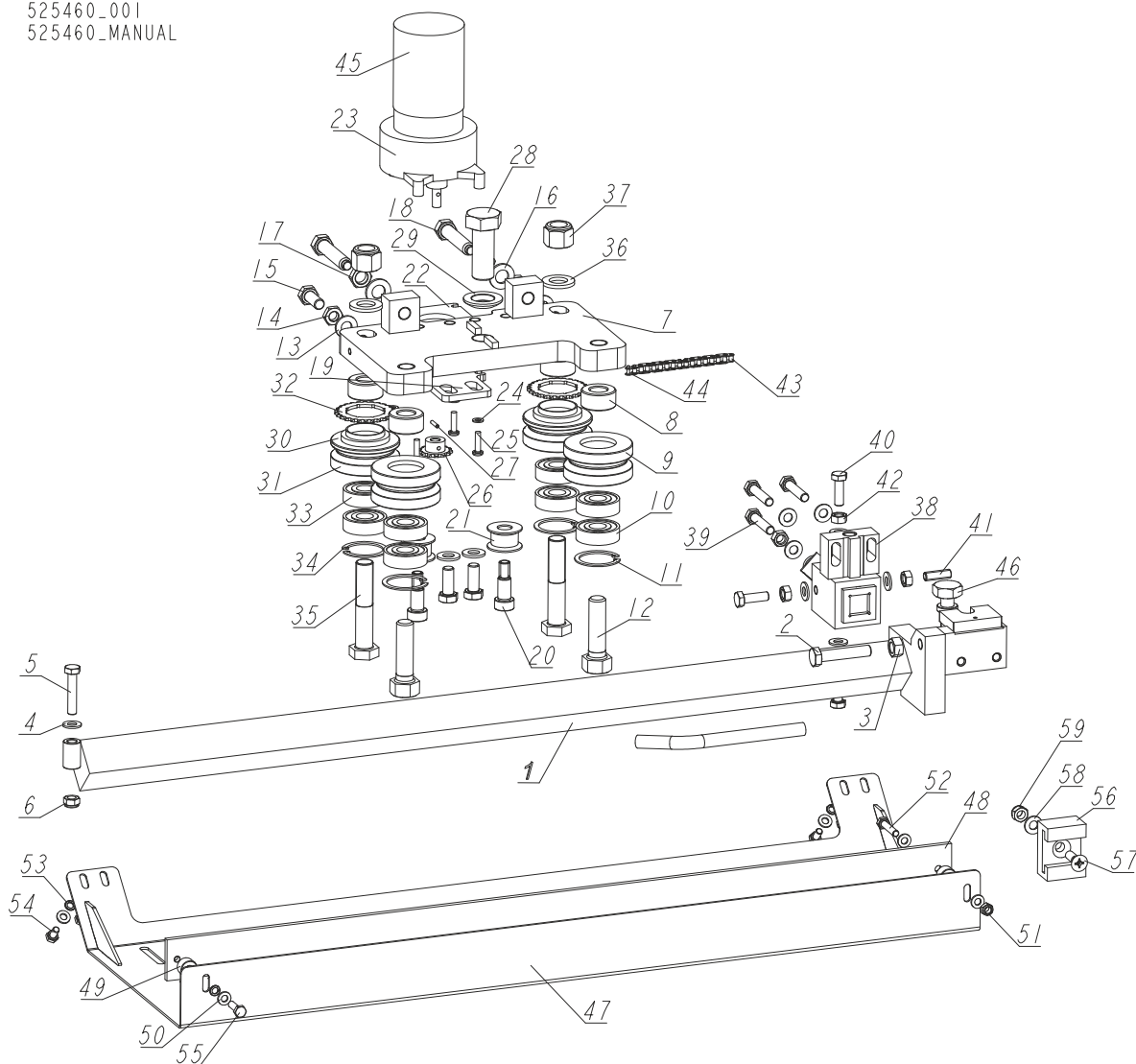


REF	DESCRIPTION (◆ INDICATES PARTS AVAILABLE IN ASSEMBLIES ONLY)	PART #	QTY
-	ARM, BLADE GUIDE - IDLE SIDE	524275	1
1	ARM, BLADE GUIDE ZINC-PLATED	524273-1	1
2	BOLT, M10X50MM,HEX HEAD FULL THREAD ZINC	F81003-4	1
3	NUT, M10-8-B-HEX ZINC	F81033-3	1
4	WASHER, 8.4 FLAT ZINC	F81054-1	8
5	BOLT, M8X40-8.8 HEX HEAD FULL THREAD ZINC	F81002-15	1
6	NUT, M8-8-B HEX NYLON ZINC LOCK	F81032-2	1
7	PLATE WELDMENT, BLADE GUIDE ARM ZINC-PLATED	090800-1	1
8	BUSHING, 16/32-16 ZINC-PLATED	090804-1	4
-	ROLLER ASSY, B/G IDLER	042543	2
9	ROLLER, 2 1/2 V-GROOVE	042536	1
10	BEARING, 5/8X1.7548X.4724	P06030-1	2
11	RING, 1.575 INTERNAL BEVELED RETAINING	F04254-8	1
12	BOLT, 5/8-18X2 1/4 HH GRADE 5	F05009-80	2
13	WASHER, 10.5 FLAT ZINC	F81055-1	4
14	NUT, M10-04-W HEX ZINC THIN	F81033-6	2
15	BOLT, M10X25 8.8 HEX HEAD FULL THREAD	F81003-31	4

REF	DESCRIPTION (◆ INDICATES PARTS AVAILABLE IN ASSEMBLIES ONLY)	PART #	QTY
16	WASHER, 13 FLAT ZINC	F81056-1	2
17	NUT, M12X1.25-8 HEX THIN ZINC	F81034-5	2
18	SCREW, M12X1.25X60-33H HEX SET ZINC W/FULL DOG POINT	F81004-52	2
19	PLATE, BLADE GUIDE MOTOR MOUNT	557374-1	1
20	BOLT, 12/M10X20 12.9 ISO7379 SHOULDER (BOSSARD)	F81003-68	2
21	ROLLER, CHAIN GUIDE	090801	2
22	PLATE, SPACER	557373-1	1
23	MOTOR, CURRENT APPLICATION 1/30HP 12VDC GEAR	557161	1
24	WASHER, 5.3 FLAT ZINC	F81052-1	4
25	BOLT, #10-32X3/4 CRSL PH	F81000-35	4
26	SPROCKET, 25B13X.3130	P09970	1
27	PIN, 3X14 GEOMET ROLL	F81044-4	1
28	BOLT, M20X1.5X50-8.8-B HEX HEAD FULL THREAD ZINC	F81007-2	1
29	WASHER, DIN 6319-21C SPHERICAL (GOMA)	F81059-6	1
-	ROLLER ASSY, B/G DRIVE	042542	2
-	ROLLER ASSY, B/G PRESSED DRIVE	042541	1
30	ROLLER, 2.5 V-GROOVE DRIVE	042535	1
31	SPROCKET, #25 CHAIN 26 TOOTH	S09931	1
32	BEARING, 5/8X1.7548X.4724	P06030-1	2
33	RING, 1.575 INTERNAL BEVELED RETAINING	F04254-8	1
34	BOLT, 5/8-18X3 1/4 HHC GRADE 5	F05009-98	2
35	WASHER, 17 SPLIT LOCK ZINC	F81058-1	2
36	NUT, 5/8-18 NYLON ZINC LOCK	F05010-71	2
37	MOUNTING BLOCK, DRIVE SIDE BLADE GUIDE (089503-1	1
38	BOLT, M8X40 DIN933 A2-70 STAINLESS STEEL	F81002-28	3
39	BOLT, M8X25 DIN933 A2-70 STAINLESS STEEL	F81002-26	3
40	SCREW, M8X25 A2-70 DIN 913 STAINLESS STE	F81014-3	1
41	NUT, M8 DIN 934 A2-70 STAINLESS STEEL	F81032-7	5
-	CHAIN, BLADE GUIDE ARM DRIVE	093805	1
42	CHAIN, #25X92 PITCHES B/G	042443	2
43	LINK, 25 MASTER	P09983	2
44	BOLT, BLADE GUIDE ADJUSTMENT (ZINC-PL.)	506552-1	1
-	GUARD, LT70 BLADE - COMPLETE	525483	1
45	GUARD WELDMENT, LT70 BLADE	525480-1	1
46	BUSHING, 6.5/16-10.5	525463-1	2
47	BAR, LT70 BLADE GUARD	524272	1
48	WASHER, 6.4 FLAT ZINC	F81053-1	7
49	WASHER, Z 6.1 SPLIT LOCK	F81053-3	5
50	BOLT, M6X12-8.8 HEX HEAD FULL THREAD ZIN	F81001-7	4
51	BOLT, M6X20 8.8 HEX HEAD FULL THREAD ZINC	F81001-2	1
52	BOLT, M6X30-8.8 HEX HEAD FULL THREAD	F81001-13	1
53	NUT, M6-8-B HEX NYLON ZINC LOCK	F81031-2	1
54	BRACKET, BLADE GUIDE ARM GUIDE	088305	1
55	BOLT, M8X25 PAN HEAD ZINC	F81002-51	1
56	WASHER, 8.4 FLAT ZINC	F81054-1	1
57	NUT, M8-8-B HEX NYLON ZINC LOCK	F81032-2	1
58	CAP, 2.5 ID X 3 RUBBER	023720	1

2.4 Blade Guide Arm, Idle Side

525460_001
 525460_MANUAL



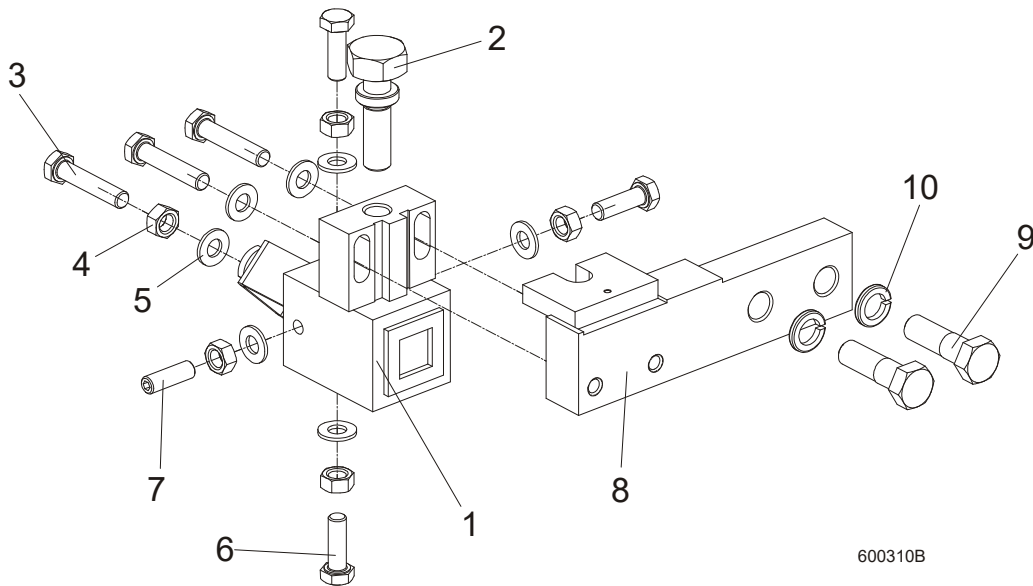
REF	DESCRIPTION (◆ INDICATES PARTS AVAILABLE IN ASSEMBLIES ONLY)	PART #	QTY
-	ARM, BLADE GUIDE - IDLE SIDE	525460	1
1	ARM, BLADE GUIDE ZINC-PLATED	525856-1	1
2	BOLT, M10X50MM,HEX HEAD FULL THREAD ZINC	F81003-4	1
3	NUT, M10-8-B-HEX ZINC	F81033-3	1
4	WASHER, 8.4 FLAT ZINC	F81054-1	8
5	BOLT, M8X40-8.8 HEX HEAD FULL THREAD ZINC	F81002-15	1
6	NUT, M8-8-B HEX NYLON ZINC LOCK	F81032-2	1
7	PLATE WELDMENT, BLADE GUIDE ARM ZINC-PLATED	090800-1	1
8	BUSHING, 16/32-16 ZINC-PLATED	090804-1	4
-	ROLLER ASSY, B/G IDLER	042543	2
9	ROLLER, 2 1/2 V-GROOVE	042536	1
10	BEARING, 5/8X1.7548X.4724	P06030-1	2
11	RING, 1.575 INTERNAL BEVELED RETAINING	F04254-8	1

REF	DESCRIPTION (◆ INDICATES PARTS AVAILABLE IN ASSEMBLIES ONLY)	PART #	QTY
12	BOLT, 5/8-18X2 1/4 HH GRADE 5	F05009-80	2
13	WASHER, 10.5 FLAT ZINC	F81055-1	4
14	NUT, M10-04-W HEX ZINC THIN	F81033-6	2
15	BOLT, M10X25 8.8 HEX HEAD FULL THREAD	F81003-31	4
16	WASHER, 13 FLAT ZINC	F81056-1	2
17	NUT, M12X1.25-8 HEX THIN ZINC	F81034-5	2
18	SCREW, M12X1.25X60-33H HEX SET ZINC W/FULL DOG POINT	F81004-52	2
19	PLATE, BLADE GUIDE MOTOR MOUNT	557374-1	1
20	BOLT, 12/M10X20 12.9 ISO7379 SHOULDER (BOSSARD)	F81003-68	2
21	ROLLER, CHAIN GUIDE	090801	2
22	PLATE, SPACER	557373-1	1
23	MOTOR, CURRENT APPLICATION 1/30HP 12VDC GEAR	557161	1
24	WASHER, 5.3 FLAT ZINC	F81052-1	4
25	BOLT, #10-32X3/4 CRSL PH	F81000-35	4
26	SPROCKET, 25B13X.3130	P09970	1
27	PIN, 3X14 GEOMET ROLL	F81044-4	1
28	BOLT, M20X1.5X50-8.8-B HEX HEAD FULL THREAD ZINC	F81007-2	1
29	WASHER, DIN 6319-21C SPHERICAL (GOMA)	F81059-6	1
30	ROLLER ASSY, B/G DRIVE	042542	2
-	ROLLER ASSY, B/G PRESSED DRIVE	042541	1
31	ROLLER, 2.5 V-GROOVE DRIVE	042535	1
32	SPROCKET, #25 CHAIN 26 TOOTH	S09931	1
33	BEARING, 5/8X1.7548X.4724	P06030-1	2
34	RING, 1.575 INTERNAL BEVELED RETAINING	F04254-8	1
35	BOLT, 5/8-18X3 1/4 HHC GRADE 5	F05009-98	2
36	WASHER, 17 SPLIT LOCK ZINC	F81058-1	2
37	NUT, 5/8-18 NYLON ZINC LOCK	F05010-71	2
38	MOUNTING BLOCK, DRIVE SIDE BLADE GUIDE (089503-1	1
39	BOLT, M8X40 DIN933 A2-70 STAINLESS STEEL	F81002-28	3
40	BOLT, M8X25 DIN933 A2-70 STAINLESS STEEL	F81002-26	3
41	SCREW, M8X25 A2-70 DIN 913 STAINLESS STE	F81014-3	1
42	NUT, M8 DIN 934 A2-70 STAINLESS STEEL	F81032-7	5
-	CHAIN, BLADE GUIDE ARM DRIVE	093805	1
43	CHAIN, #25X92 PITCHES B/G	042443	2
44	LINK, 25 MASTER	P09983	2
45	CAP, 2.5 ID X 3 RUBBER	023720	1
46	BOLT, BLADE GUIDE ADJUSTMENT (ZINC-PL.)	506552-1	1
-	GUARD, LT70 STANDARD BLADE	525860	1
47	GUARD WELDMENT, LT70 BLADE	525459-1	1
48	BAR, BLADE GUARD	088306	1
49	BUSHING, 6.5/16-10.5	525463-1	2
50	WASHER, 6.4 FLAT ZINC	F81053-1	7
51	NUT, M6-8-B HEX NYLON ZINC LOCK	F81031-2	1
52	BOLT, M6X30-8.8 HEX HEAD FULL THREAD	F81001-13	1
53	WASHER, Z 6.1 SPLIT LOCK	F81053-3	5
54	BOLT, M6X12-8.8 HEX HEAD FULL THREAD ZIN	F81001-7	4
55	BOLT, M6X20 8.8 HEX HEAD FULL THREAD ZINC	F81001-2	1

2**Blade Guide Assemblies***Blade Guide Arm, Idle Side*

REF	DESCRIPTION (◆ INDICATES PARTS AVAILABLE IN ASSEMBLIES ONLY)	PART #	QTY	
56	BRACKET, BLADE GUIDE ARM GUIDE	088305	1	
57	BOLT, M8X25 PAN HEAD ZINC	F81002-51	1	
58	WASHER, 8.4 FLAT ZINC	F81054-1	1	
59	NUT, M8-8-B HEX NYLON ZINC LOCK	F81032-2	1	

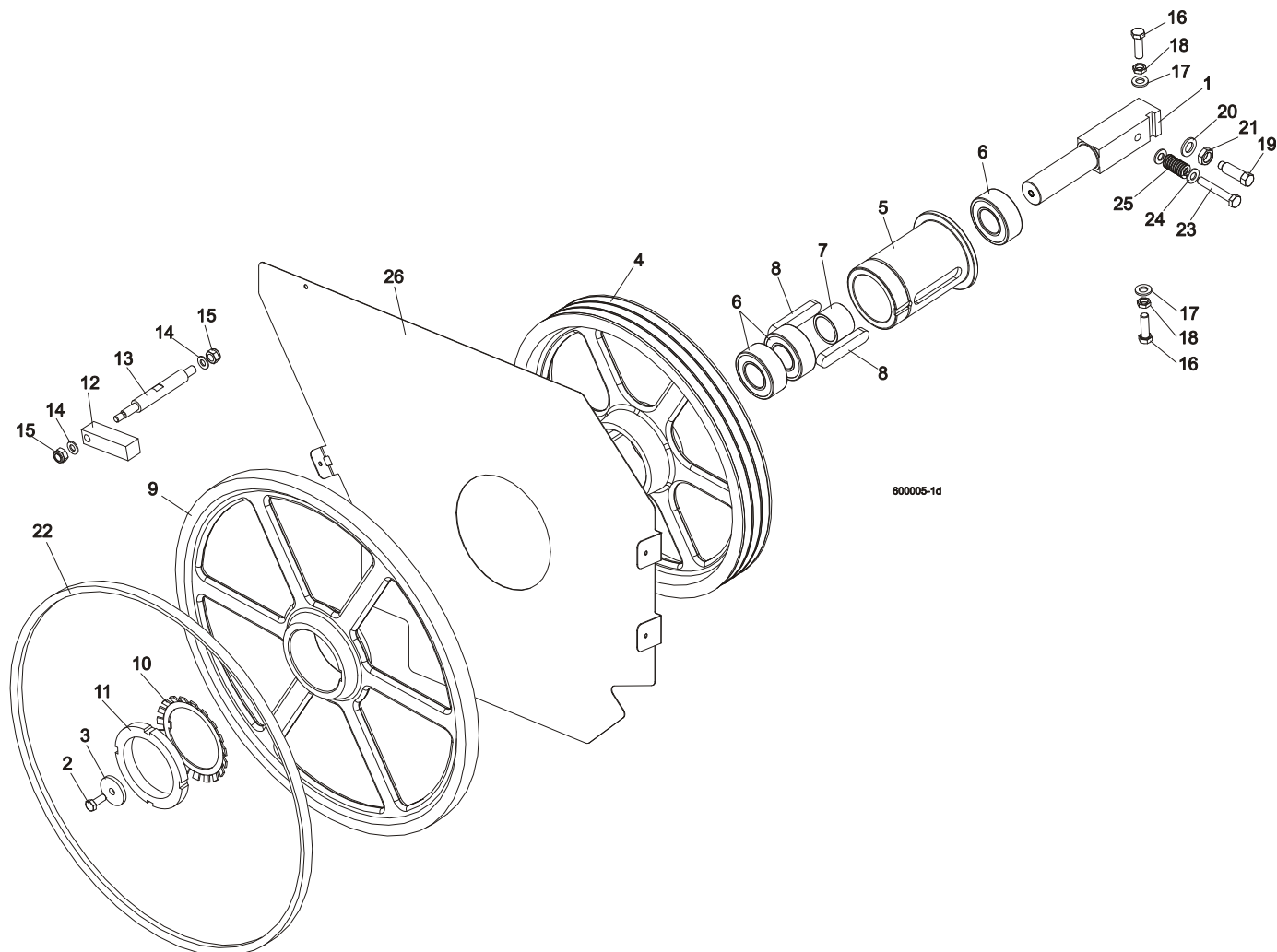
2.5 Blade Guide Mount Assembly, Drive Side



REF	DESCRIPTION (◆ INDICATES PARTS AVAILABLE IN ASSEMBLIES ONLY)	PART #	QTY	
	MOUNTING BLOCK, DRIVE SIDE	091338	1	
1	MOUNTING BLOCK, DRIVE SIDE BLADE GUIDE (ZINC-PL.)	089503-1	1	
2	BOLT, BLADE GUIDE ADJUSTMENT (ZINC-PL.)	506552-1	1	
3	BOLT, M8x40 DIN933 A2-70 STAINLESS STEEL	F81002-28	3	
4	NUT, M8 DIN 934 A2-70 STAINLESS STEEL	F81032-7	5	
5	WASHER, 8.4 FLAT ZINC	F81054-1	7	
6	BOLT, M8x25 DIN933 A2-70 STAINLESS STEEL	F81002-26	3	
7	SCREW, M8x25 A2-70 DIN 913 STAINLESS STEEL SET	F81014-3	1	
8	BAR, BLADE GUIDE MOUNT (ZINC-PL.)	089501-1	1	
9	BOLT, M12x40-8.8 HEX HEAD ZINC	F81004-1	2	
10	WASHER, Z12.2 SPLIT LOCK ZINC	F81056-2	2	

SECTION 3 BLADE WHEELS & TENSIONER

3.1 Blade Drive Assembly




REF	DESCRIPTION (◆ indicates parts available in assemblies only)	PART #	QTY
1	SHAFT, BLADE DRIVE WHEEL	088475	1
2	BOLT, M10x25 8.8 HEX HEAD FULL THREAD	F81003-31	1
3	WASHER, BLADE DRIVE WHEEL	088956-1	1
	PULLEY ASSEMBLY, BLADE DRIVE	504808	1
4	Pulley, 3-Groove 484 mm Diameter	089457-1	1
5	Bushing, Blade Drive Wheel	504809	1
6	Bearing, 3208.2rsr.tvh (FAG) Rolling	088449	3
7	Spacer, 51x41x36.3 Drive Bearing	504810	1
8	Key, A20x12x100 Parallel	088477	2
9	WHEEL, BLADE DRIVE	090811	1
10	WASHER, MB21 (FAG) LOCK	088451	1
11	NUT, KM21(M105X2) (FAG) LOCK	088450	1
12	BAR, WHEEL SCRAPER	088781	1
13	SHAFT, WHEEL SCRAPER	088780-1	1

14	WASHER, 10.5 FLAT ZINC	F81055-1	2	
15	NUT, M12 8 HEX NYLON ZINC LOCK	F81034-2	2	
16	BOLT, M12X1.25X40-8.8 HEX HEAD FULL THRE	F81004-42	3	
17	WASHER, 13 FLAT ZINC	F81056-1	3	
18	NUT, M12X1.25-8 HEX THIN ZINC	F81034-5	3	
19	SCREW, M16X1.5X50-33H HEX HEAD FULL DOG POINT SET ZINC	F81006-14	1	
20	WASHER, 17 SPLIT LOCK ZINC	F81058-1	1	
21	NUT, M16x1.5-08-B ZINC THIN	F81036-6	1	
22	BELT, B72.5 BLADE WHEEL	017922-1	1	
23	BOLT, M10X65-8.8-B HEX HEAD ZINC	F81003-67	1	
24	WASHER, 10.5 FLAT ZINC	F81055-1	2	
25	SPRING, 3/4 O.D.X 1 1/2 DIE	034430	1	
26	PLATE, LT70AC SAW HEAD (OPTION)	100897-1	1	
	BELT, 3B/HB2462 La	089464	1	

3.2 Idle-Side Blade Wheel Assembly

525852_OPER_002
525852_MANUAL



REF	DESCRIPTION (◆ indicates parts available in assemblies only)	PART #	QTY
1	ARM, IDLE SIDE WHEEL ROCKER W/LEVER - COMPLETE See Section 3.5	520539 ¹	1
1	ARM, IDLE SIDE WHEEL ROCKER W/LEVER - COMPLETE See Section 3.5	533944 ²	1
2	PIN WELDMNT, PIVOT	535310	1
3	WASHER, 21 FLAT ZINC	F81059-2	1
4	NUT, M20 ISO 4035 THIN ZINC	F81037-9	2
-	WHEEL, IDLE SIDE - COMPLETE	088764	1
5	WHEEL, IDLE SIDE BLADE	535356-1 ³	1
	WHEEL, IDLE SIDE BLADE	090810 ⁴	1
6	BEARING, 3309B.2RSR.TVH FAG	086428	1
7	RING, W100 INSIDE RETAINING	F81090-10	2
8	WASHER, IDLE BLADE WHEEL RETAINING	088957-1	1
9	BOLT, M10X25 8.8 HEX HEAD FULL THREAD	F81003-31	1
10	WASHER, SPACER ZINC-PLATED	503164-1	2
	BELT, B72.5 BLADE WHEEL	017922-1	1

¹ Wide sawheads - 525853, 523792: rocker 520539, idle wheel 088764 with 017922-1 belt.

Wide sawheads with 2" blade - 525853, 523792: rocker 520539, idle wide wheel 535355 without belt.

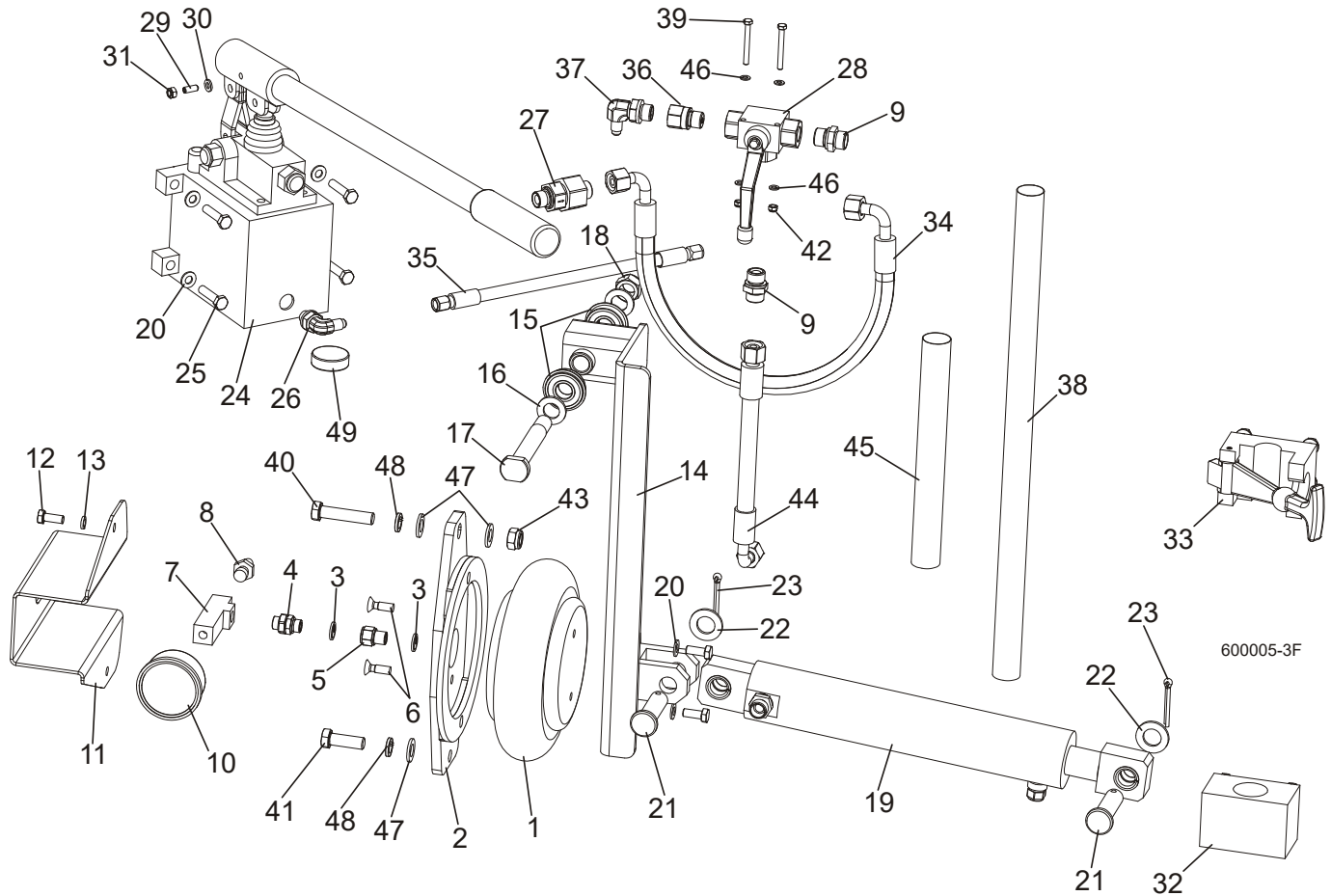
² Standard sawheads - 088770, 088771: rocker 533944, idle wheel 088764 with 017922-1 belt.

Standard sawheads with 2" blade - 525850, 525851 : rocker 533944, idle wide wheel 535355 without belt.

³ Included in 535355.

⁴ Included in 088764.

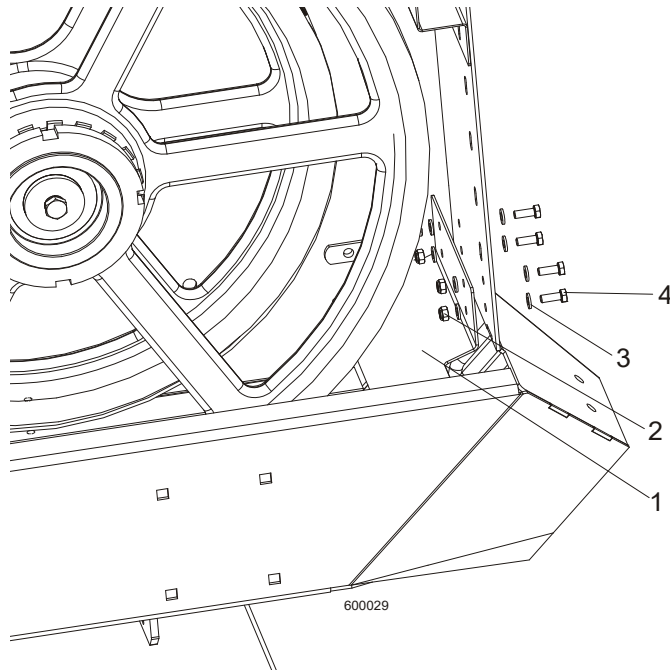
3.3 Hydraulic Blade Tensioner Assembly



REF	DESCRIPTION (◆ indicates parts available in assemblies only)	PART #	QTY
	COMPLETE HYDRAULIC BLADE TENSIONER	504801	1
1	BAG, POJ 192 308 100 0 AIR	088576	1
2	BRACKET, AIR BAG MOUNT	088798-1	1
3	SEAL, G1/4 866-014-000-0	090809	4
4	NIPPLE, 1/4 8632141400)BOSCH	097703	1
5	FITTING, 1/4 THREAD/1/4 THREAD 2521	097704	1
6	BOLT, M8X25 PAN HEAD ZINC	F81002-51	2
7	TEE CONNECTOR, SPECIAL	097702-1	1
8	FITTING, 1/4" THREAD 390 004 004 0 (REXROTH) AIR TANK VALVE	088575	1
9	FITTING, HD-GE-12L-BE-06 STRAIGHT	094561	2
10	GAUGE, M63T-2,5/20G G 1/8 0-0.6 MPA/PSI AIR PRESSURE	088568	1
11	GUARD, AIR PRESSURE GAUGE	088924-1	1
12	BOLT, M8X20 8.8 HEX HEAD FULL THREAD ZIN	F81002-4	4
13	WASHER 8,2 SPLIT LOCK ZINC	F81054-4	2
14	ARM, AIR CYLINDER	092779-1	1
15	BEARING W/SNAP RING 6203-2RS	086395	2
16	WASHER, 17 SPLIT LOCK ZINC	F81058-1	2
17	PIN, IDLER ARM MOUNT	086404	1
18	NUT, M16-8 HEX NYLON ZINC LOCK	F81036-2	2

19	CYLINDER, HYDRAULIC - COMPLETE	092788	1	
	CYLINDER, SHDJ050/030X80 HYDRAULIC	092787-1	1	
	BUSHING, TUF1 18x120 CX	500106	4	
	FITTING, HD-GE-12L-BE-06 STRAIGHT	094561	1	
	VALVE, 2901-14-17 AIR VENT	090794	1	
20	WASHER, 8.4 FLAT ZINC	F81054-1	6	
21	PIN, PN-EN 22341-B-18X65X57-A2	F81049-4	2	
22	WASHER, 19 FLAT ZINC	F81060-1	2	
23	PIN, S-FE 5X40 COTTER	F81043-31	2	
24	PUMP, PMS12/TNK1 MANUAL W/TANK 1L	092789	1	
	PROTECTIVE BELLOWS	083829	1	
	HANDLE, PMS12	083728	1	
25	BOLT, M8X35-8.8 HEX HEAD FULL THREAD ZIN	F81002-13	4	
26	ELBOW, CA-204410-3	094562	1	
27	VALVE, RHV12LREDA3C CHECK	094559	1	
28	VALVE, BALL 3-WAY GE5L G3/8"	504803	1	
29	LATCH, GN615.3-M6-KN BALL THREADED	096874	1	
30	WASHER, 6.4 FLAT ZINC	F81053-1	1	
31	NUT, M6-8-B HEX NYLON ZINC LOCK	F81031-2	1	
32	BRACKET, TENSIONER PUMP HANDLE BOTTOM	096951	1	
33	BRACKET, TENSIONER PUMP HANDLE UPPER	092800	1	
34	HOSE, DN10 W/FITTING 10AOL 90 M18X1.5	504804	1	
35	HOSE, 1/4 W/FITTING JIC 7/16-20	504805	1	
36	FITTING, G 3/8 THROTTLE	096849	1	
37	ELBOW, CA-204411-3	094563	1	
38	HOSE PROTECTION	505178	1	
39	BOLT, M5X45 DIN933 A2-70 STAINLESS STEEL	F81000-22	2	
40	BOLT, M12X55-8.8 HEX HEAD ZINC	F81004-12	1	
41	BOLT, M12 X 35-8.8-FE/ZN5 HEX HEAD FULL	F81004-24	1	
42	NUT, M5-8 DIN985 ZINC-PLATED	F81030-2	2	
43	NUT, M12 8 HEX NYLON ZINC LOCK	F81034-2	1	
44	HOSE, DN12 W/FITTINGS PN10AOL90 I PN10AOL M1.5	096964	1	
45	HOSE PROTECTION	098489	1	
46	WASHER, 5.3 FLAT ZINC	F81052-1	4	
47	WASHER, 13 FLAT ZINC	F81056-1	3	
48	WASHER, Z12.2 SPLIT LOCK ZINC	F81056-2	2	
49	MAGNET, MW.38X12/N38 NEODYMIUM	500022	1	

3.4 Sawdust Flow Guide



REF	DESCRIPTION (◆ indicates parts available in assemblies only)	PART #	QTY	
1	GUIDE, SAWDUST FLOW PAINTED	090506	1	
2	NUT, M6-8-B HEX NYLON ZINC LOCK	F81031-2	4	
3	WASHER, 6.4 FLAT ZINC	F81053-1	8	
4	BOLT M6X16 HH ZC FT 8.8 DIN 933	F81001-15	4	

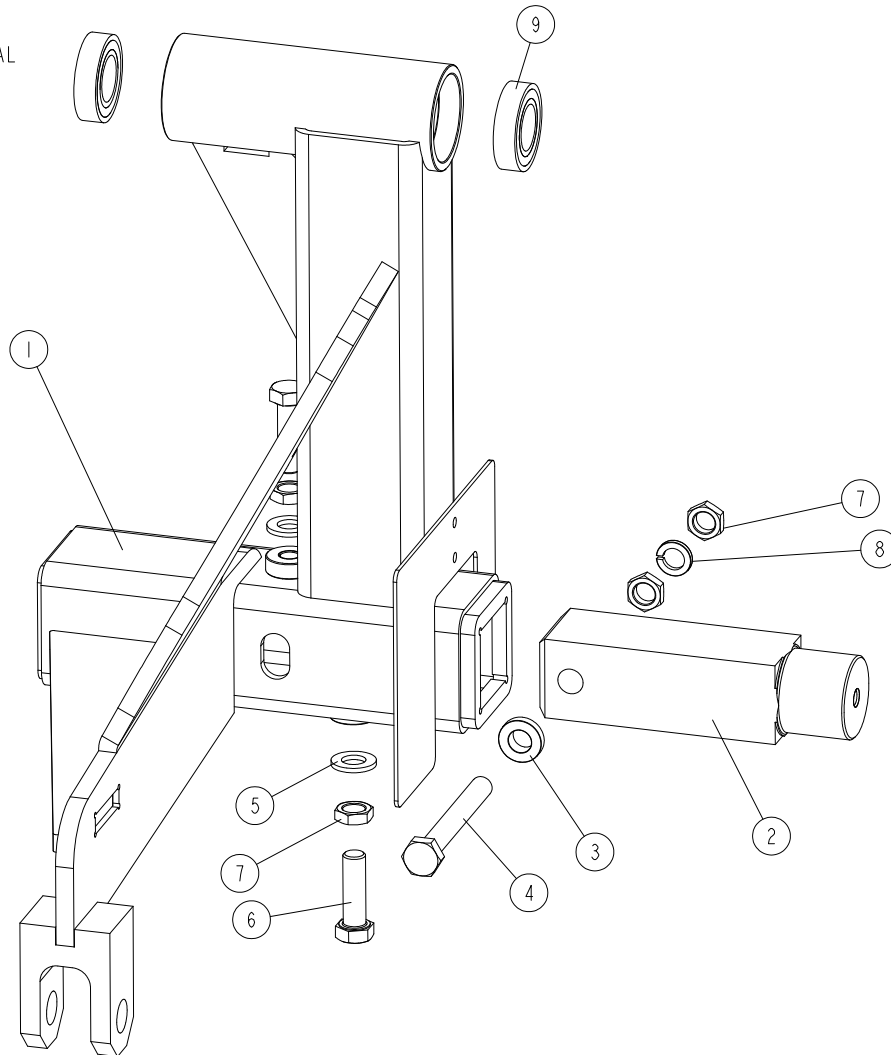
3

Blade Wheels & Tensioner

Idle Side Wheel Arm Rocker W/Lever (520539_533944)

3.5 Idle Side Wheel Arm Rocker W/Lever (520539_533944)

520539_001
520539_MANUAL



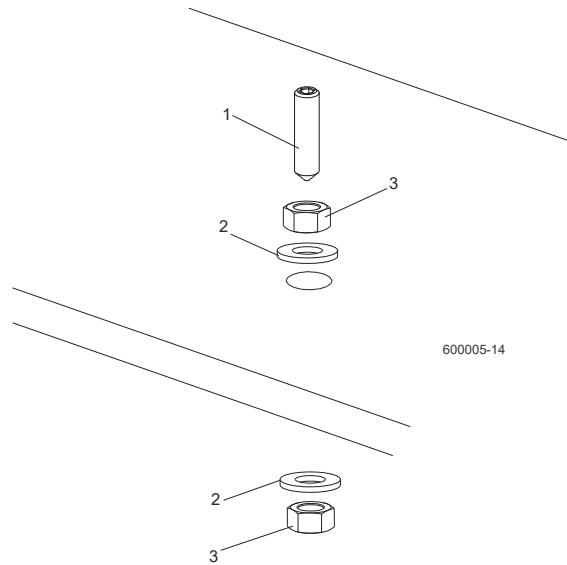
REF	DESCRIPTION (◆ indicates parts available in assemblies only)	PART #	QTY
-	ARM, IDLE SIDE WHEEL ROCKER W/LEVER - COMPLETE	520539	1
-	ARM, IDLE SIDE WHEEL ROCKER W/LEVER - COMPLETE	533944	1
1	ARM, IDLE SIDE WHEEL ROCKER W/LEVER	520540-1 ¹	1
	ARM, IDLE SIDE WHEEL ROCKER W/LEVER	533943-1 ²	1
2	SHAFT, IDLE SIDE BLADE WHEEL	088474	1
3	WASHER, ZINC-PLATED SPECIAL	086769-1	2
4	BOLT, M12X1.25X100-8.8 HEX HEAD FULL THREAD ZINC	F81004-41	1
5	WASHER, 13 FLAT ZINC	F81056-1	2
6	BOLT, M12X1.25X40-8.8 HEX HEAD FULL THREAD ZINC	F81004-42	2
7	NUT, M12X1.25-8 HEX THIN ZINC	F81034-5	4
8	WASHER, Z12.2 SPLIT LOCK ZINC	F81056-2	1
9	BEARING, 6005 2RS PN-85/M-86100	089652	2

¹ Included in 520539

² Included in 533944

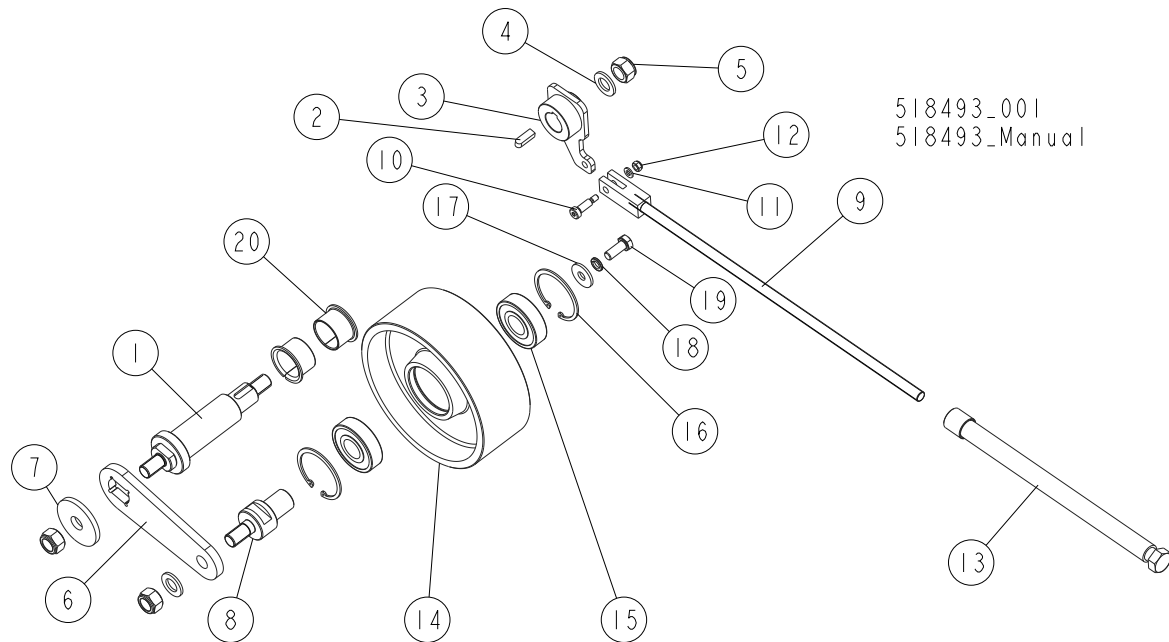
SECTION 4 SAW HEAD

4.1 Middle Throat Screw



REF	DESCRIPTION (◆ indicates parts available in assemblies only)	PART #	QTY	
1	SCREW, M10X40-45H HEX SOCKET SET CONE POINT ZINC	F81003-61	1	
2	WASHER, 10.5 FLAT ZINC	F81055-1	2	
3	NUT, M10-8-B-HEX ZINC	F81033-3	2	

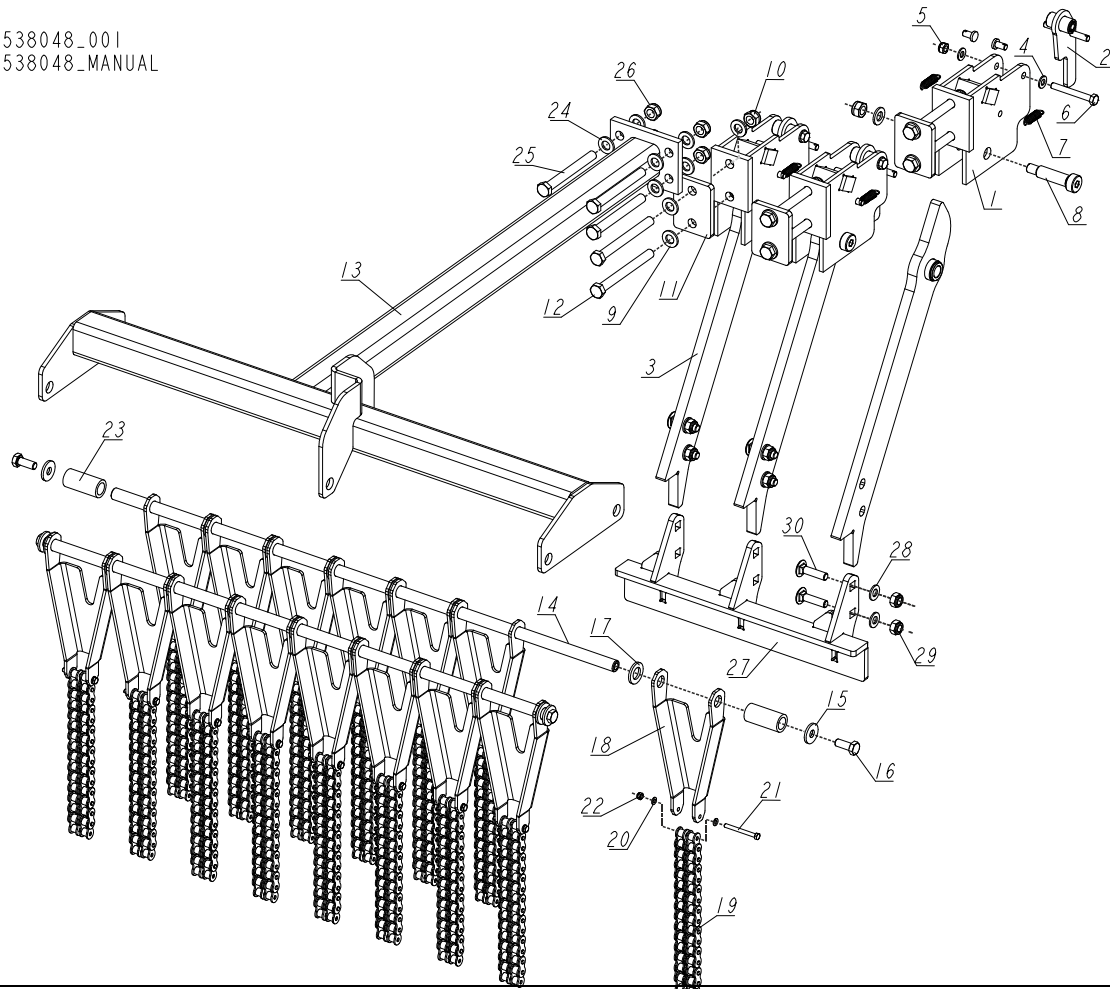
4.2 Drive Belt Tensioner (AC)



REF	DESCRIPTION (◆ indicates parts available in assemblies only)	PART #	QTY
	TENSIONER, LT70 AC DRIVE BELT - COMPLETE	518493	1
1	SHAFT, BLADE TENSIONER ZINC-PLATED	518495-1	1
2	KEY, AB 8X7X25 PARALLEL	099848	1
3	ARM WELDMENT, BELT TENSIONER	518496-1	1
4	WASHER, 17 SPLIT LOCK ZINC	F81058-1	2
5	NUT, M16-8 HEX NYLON ZINC LOCK	F81036-2	3
6	ARM, TENSION WHEEL ZINC-PLATED	518051-1	1
7	WASHER, 17.5/60-6 ZINC-PLATED	098012-1	1
8	SHAFT, TENSION WHEEL ZINC-PLATED	518052-1	1
9	ROD WELDMENT, THREADED ZINC-PLATED	088789-1	1
10	BOLT, 8/M6X20-12.9 ISO 7379 SHOULDER	F81001-25	1
11	WASHER, 6.4 FLAT ZINC	F81053-1	1
12	NUT, M6-8-B HEX NYLON ZINC LOCK	F81031-2	1
13	TUBE WELDMENT, THREADED ZINC-PLATED	088782-1	1
	WHEEL, LT70AC TENSION - COMPLETE	514842	1
14	WHEEL, BELT TENSION	508762	1
15	BEARING, 6305 2RS NSK.	P08066	2
16	RING, 62W INSIDE RETAINING	F81090-1	2
17	WASHER, 11/30-3 ZINC-PLATED	088787-1	1
18	WASHER, Z 10.2 SPLIT LOCK ZINC	F81055-2	1
19	BOLT, M10X25 8.8 HEX HEAD FULL THREAD ZINC	F81003-11	1
20	BEARING, PCMF 353926E SKF SLIDE	518043	2

4.3 Board Return Assembly (Optional)

538048_001
538048_MANUAL



REF	DESCRIPTION (◆ indicates parts available in assemblies only)	PART #	QTY
-	BOARD RETURN ASSEMBLY	538048	1
-	ARM, BOARD RETURN - COMPLETE	538049	3
1	MOUNT WELDMENT, BOARD RETURN ARM	090109-1	1
2	LATCH WELDMENT, BOARD RETURN ARM	090118-1	1
3	ARM WELDMENT, BOARD RETURN	538100-1	1
4	WASHER, 8.4 FLAT ZINC	F81054-1	2
5	NUT, M8-8-B HEX NYLON ZINC LOCK	F81032-2	1
6	BOLT, M8X65 5.8 HEX HEAD ZINC	F81002-3	1
7	SPRING, 1.6X12X38 EXTENSION	092208	2
8	BOLT, N16/M12X50 12.9 ISO 7379 "BOSSARD"	F81004-25	1
9	WASHER, 13 FLAT ZINC	F81056-1	5
10	NUT, M12 8 HEX NYLON ZINC LOCK	F81034-2	3
11	WASHER, SPECIAL	092756-1	1
12	BOLT, M12X120-8.8 HEX HEAD ZINC	F81004-38	2
-	GUIDE, BOARD RETURN	538033	1
13	GUIDE WELDMENT, BOARD RETURN	538034-1	1
14	ROD, BOARD RETURN GUIDE	539459-1	2
15	WASHER, 10.5 SPECIAL FLAT ZINC	F81055-6	4
16	BOLT, M10X25 8.8 HEX HEAD FULL THREAD	F81003-31	4
17	WASHER, 17 SPLIT LOCK ZINC	F81058-1	15

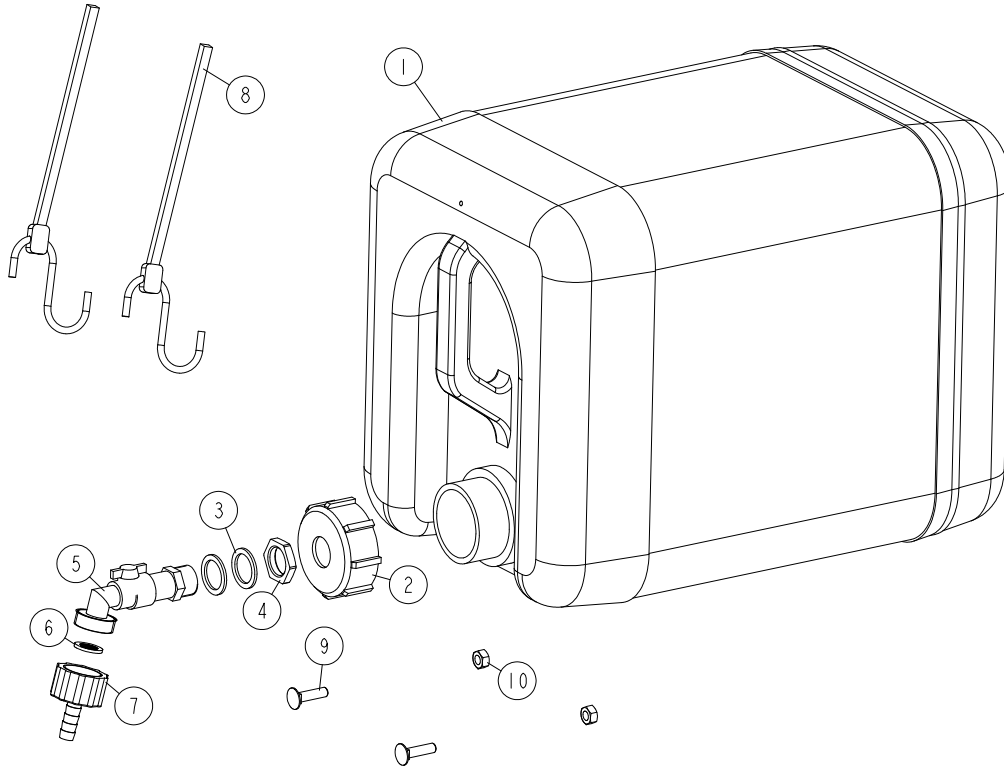
4

SAW HEAD*Board Return Assembly (Optional)*

REF	DESCRIPTION (◆ indicates parts available in assemblies only)	PART #	QTY	
-	CHAIN ASSEMBLY	538032	15	
18	BRACKET, CHAIN	538031-1	1	
19	CHAIN, 10B-2 15-LINK	538014	1	
20	WASHER, 5.3 FLAT ZINC	F81052-1	2	
21	BOLT, M5X50-8.8 HEX HEAD ZINC	F81000-1	1	
22	NUT, M5-8 DIN985 ZINC-PLATED	F81030-2	1	
23	BUSHING, 17/25-53	538043-1	2	
24	WASHER, 13 FLAT ZINC	F81056-1	8	
25	BOLT, M12X110-8.8-B HEX HEAD ZINC	F81004-47	4	
26	NUT, M12 8 HEX NYLON ZINC LOCK	F81034-2	4	
-	ANGLE, BOARD PUSH-OFF - COMPLETE	538052	1	
27	ANGLE, BOARD PUSH-OFF	538046-1	1	
28	WASHER, 10.5 FLAT ZINC	F81055-1	6	
29	NUT, M10-8-B HEX NYLON ZINC LOCK	F81033-1	6	
30	BOLT, M10X40-8.8 CARRIAGE ZINC	F81003-40	6	

4.4 Water Lube Assembly

550787_001_MANUAL
550787_MANUAL



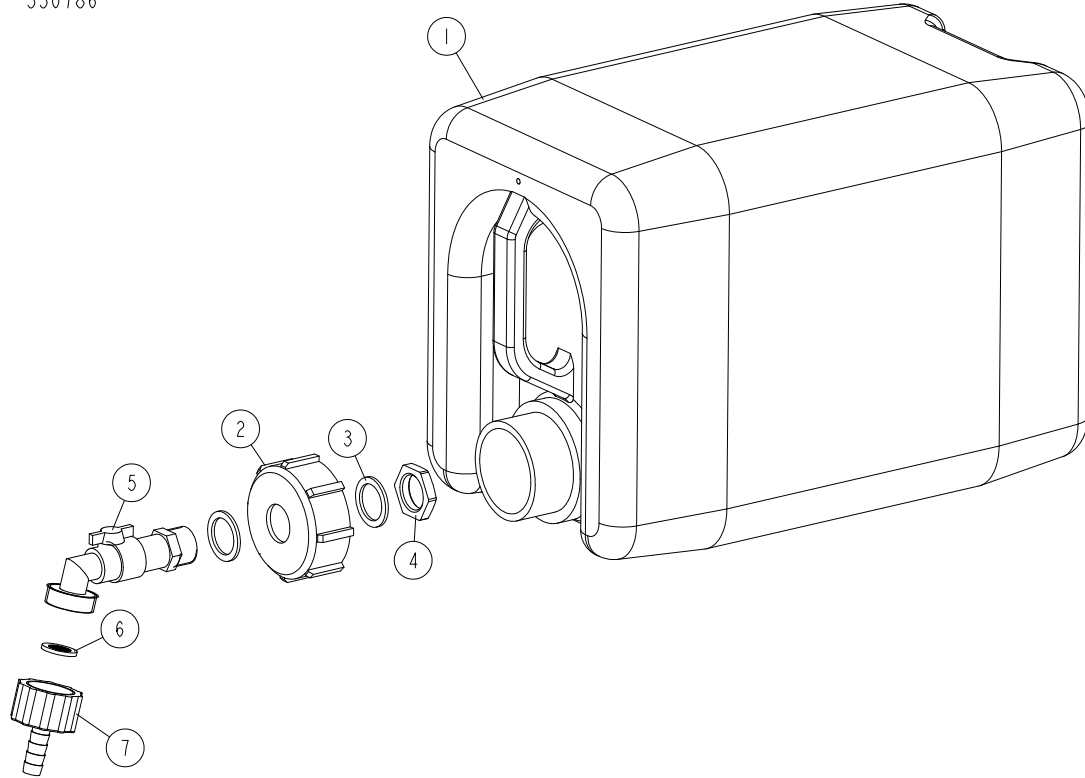
REF	DESCRIPTION (◆ indicates parts available in assemblies only)	PART #	QTY	
-	TANK, OIL	550787	1	
1	BOTTLE, WATER	513866	1	
2	NUT, BOTTLE	550785	1	
3	SEAL, 27X20X1.5 ESSENTA 467673 RUBBER	550780	2	
4	NUT, 1/2 ESSENTA 467615 GLAND	550779	1	
5	FITTING, WATER LUBE SHUTOFF VALVE	550776	1	
6	FILTER, WATER LUBE	550778	1	
7	FITTING, G3/4" X 10MM HOSE BARB	550777	1	
8	STRAP, 20" RUBBER W/HOOK	P11668	2	
9	BOLT, 1/4-20 X 1" CARRIAGE HEAD	F05005-34	2	
10	NUT, 1/4-20 LOCK	F05010-21	2	

4 SAW HEAD

Oil Tank

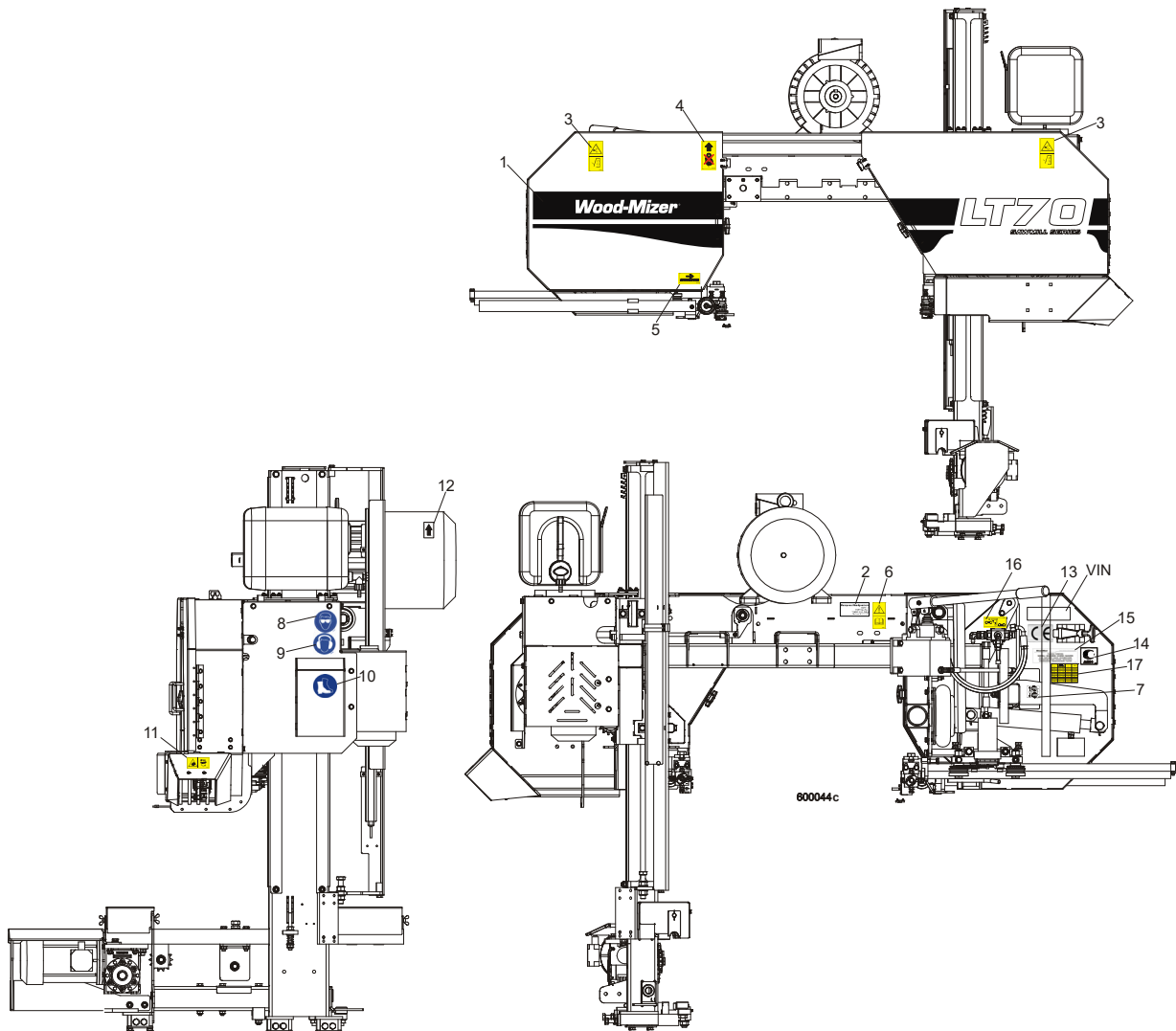
4.5 Oil Tank

550786_001
550786



REF	DESCRIPTION (◆ indicates parts available in assemblies only)	PART #	QTY	
-	TANK, OIL	550786	1	
1	TANK, 10L OIL	711400	1	
2	NUT, BOTTLE	550785	1	
3	SEAL, 27X20X1.5 ESSENTRA 467673 RUBBER	550780	2	
4	NUT, 1/2 ESSENTRA 467615 GLAND	550779	1	
5	FITTING, WATER LUBE SHUTOFF VALVE	550776	1	
6	FILTER, WATER LUBE	550778	1	
7	FITTING, G3/4" X 10MM HOSE BARB	550777	1	

4.6 LT70AC Saw Head Decals



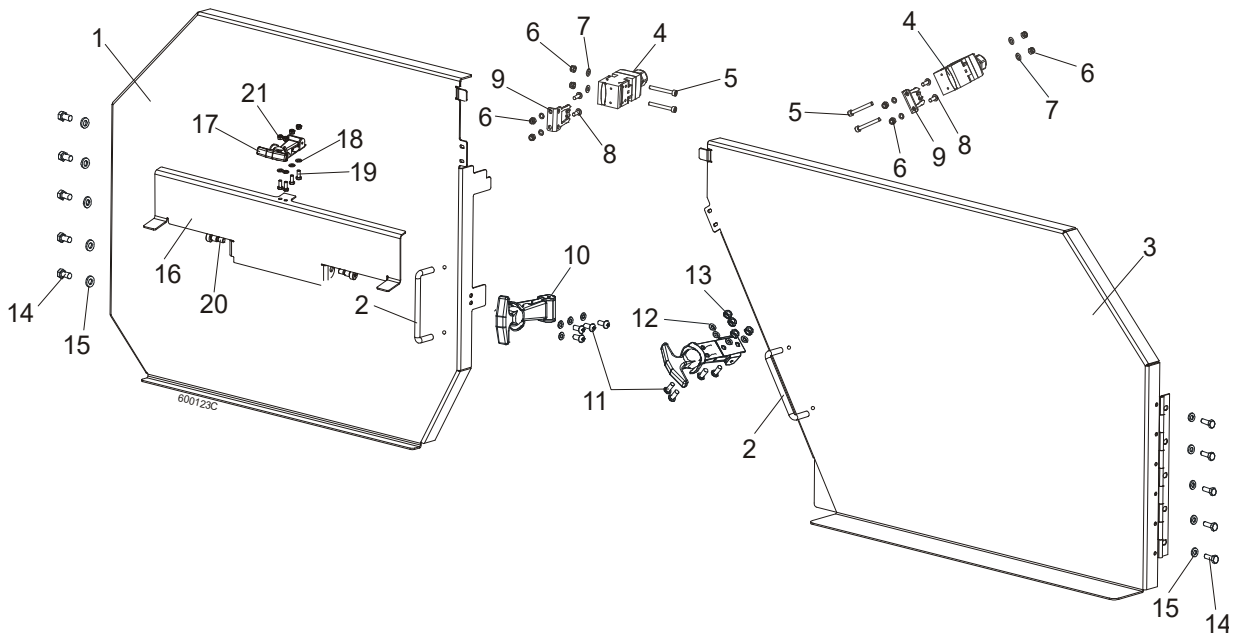
REF	DESCRIPTION (◆ indicates parts available in assemblies only)	PART #	QTY
1	DECAL, LT70 SERIES SAWMILL	092764	1
	PICTOGRAPHIC DECAL KIT, LT70AC	099518	1
2	DECAL, EUROPEAN HEADQUARTERS ADDRESS	015841	1
3	DECAL, SAWMILL COVERS CAUTION (PICTOGRAM)	099220	2
4	DECAL, PICTOGRAM (BLACK ARROW & HOOK)	085977B	1
5	DECAL, BLADE MOVEMENT DIRECTION (PICTOGRAM)	096321	1
6	DECAL, READ OPERATOR'S MANUAL (PICTOGRAM)	096317	1
7	DECAL, BLADE ALIGNMENT (PICTOGRAM)	P11789-70	1
8	DECAL, EYE PROTECTION WARNING (PICTOGRAM)	S12004G	1
9	DECAL, EAR PROTECTION WARNING (PICTOGRAM)	S12005G	1
10	DECAL, USE SAFETY BOOTS (PICTOGRAM)	501465	1
11	DECAL, SAWDUST CHUTE WARNING (PICTOGRAM)	099222	1
12	DECAL, MOTOR ROTATION DIRECTION	S20097	1
13	DECAL, CE CERTIFIED SAWMILL	P85070	2
14	DECAL, RUSSIAN SAFETY CERTIFICATION	099401	1

4

SAW HEAD*LT70AC Saw Head Decals*

15	DECAL, INTERNATIONAL SAWMILL NAME	501466	1	
16	DECAL, LEVER OF TENSIONER'S BALL VALVE	505189	1	
17	DECAL, BLADE TENSION VALUES	518439	1	
	DECAL, HIGH VOLTAGE INSIDE THE ELECTRIC BOX (PICTOGRAM)	096316	2	
	DECAL, REMOVE THE PLUG BEFORE OPENING THE BOX (PICTOGRAM)	096319	2	
	DECAL, STAY A SAFE DISTANCE FROM THE BLADE (FOR DEBARKERS)	098176	1	
	DECAL, BLADE SETTING	P85066-70	1	
	DECAL, KEEP AWAY DANGER, PICTOGRAM	099221	1	
	DECAL, MAX. OIL PRESSURE, PICTOGRAM	099524	1	

4.7 Blade Housing Covers



REF	DESCRIPTION (◆ indicates parts available in assemblies only)	PART #	QTY
	COVER ASSEMBLY, IDLE SIDE BLADE HOUSING	088920	1
1	Cover Assembly, Idle Side Blade Housing	088915-1	1
2	Handle, Blade Housing Cover	P08065	1
	COVER ASSEMBLY, DRIVE SIDE BLADE HOUSING	088921	1
3	Cover Assembly, Drive Side Blade Housing	088917-1	1
2	Handle, Blade Housing Cover	P08065	1
4	SWITCH, AZ17-11ZRK SAFETY 1	094232	2
5	SCREW, M4X35 8.8 HEX SOCKET HEAD CAP ZIN	F81011-34	4
6	NUT, M3-6-HEX NYLON ZINC LOCK	F81028-2	8
7	WASHER, 4.3 FLAT ZINC	F81051-2	8
8	SCREW, M4X12 5.8-B SLOTTED COUNTERSUNK H	F81011-41	4
9	KEY, AZ17/170-B5 SAFETY SWITCH 2	094422	4
10	LATCH, FLEXIBLE DRAW	014829	2
11	BOLT, M5X12 8.8 HEX HEAD FULL THREAD ZIN	F81000-5	8
12	WASHER, 5.3 FLAT ZINC	F81052-1	8
13	NUT, M5-8 DIN985 ZINC-PLATED	F81030-2	8
14	BOLT M6X16 HH ZC FT 8.8 DIN 933	F81001-15	10
15	WASHER, 6.4 FLAT ZINC	F81053-1	10
	COVER, LT70 BLADE UPPER - COMPLETE	511536 ¹	1
	COVER, LT70 BLADE UPPER - COMPLETE	523795 ²	1
16	PLATE, LT70 UPPER COVER	511802-1 ³	1
	PLATE, LT70 UPPER COVER	524277-1 ⁴	1
17	LATCH, FLEXIBLE DRAW	014829	1
18	WASHER, 5.3 FLAT ZINC	F81052-1	2
19	BOLT, M5X12 8.8 HEX HEAD FULL THREAD ZIN	F81000-5	4
20	BOLT, 10/M8X12-12.9 BOSSARD SHOULDER	F81003-62	2
21	NUT, M5-8 DIN985 ZINC-PLATED	F81030-2	2

¹ Belongs to 088771 and 88770



SAW HEAD

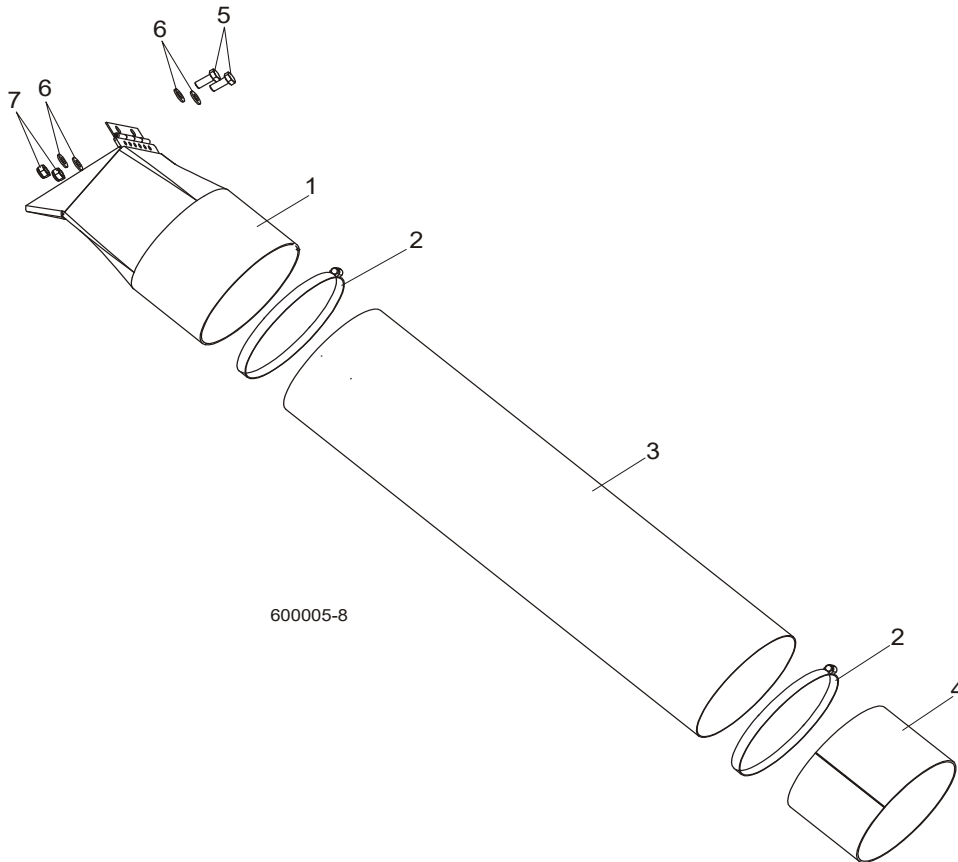
Blade Housing Covers

² Belongs to 525852, 525853, 525854, 523792

³ Belongs to 511536

⁴ Belongs to 523795

4.8 Sawdust Chute

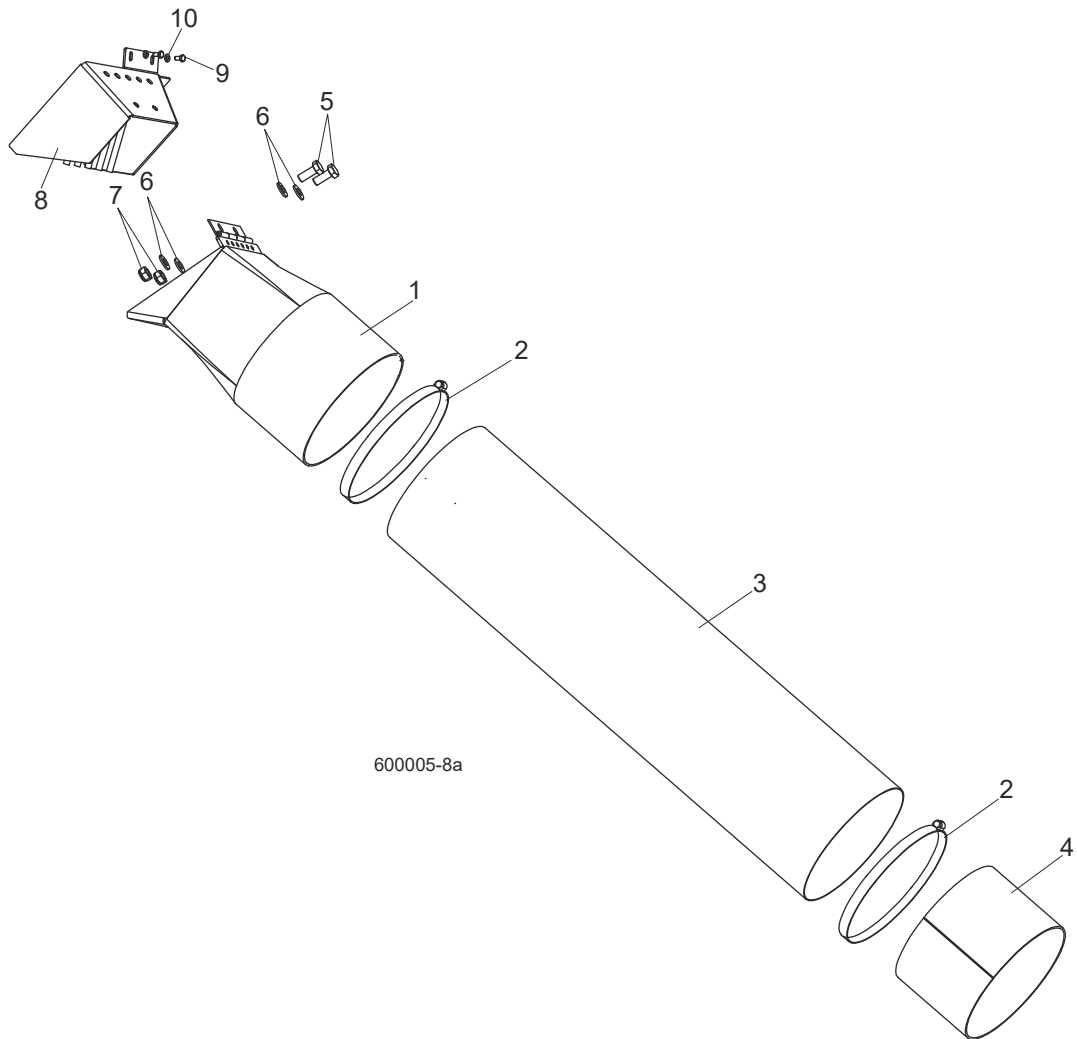


REF	DESCRIPTION (◆ indicates parts available in assemblies only)	PART #	QTY	
1	CHUTE WELDMENT, SAWDUST	089352-1	1	
2	CLAMP, 152 MM	089358	2	
3	TUBE, SAWDUST CHUTE	090153	1	
4	TUBE, CHUTE END	090126-1	1	
5	BOLT, M8X20 8.8 HEX HEAD FULL THREAD ZIN	F81002-4	2	
6	WASHER, 8.4 FLAT ZINC	F81054-1	4	
7	NUT, M8-8-B HEX NYLON ZINC LOCK	F81032-2	2	

4 SAW HEAD

Sawdust Chute (LT70 Wide only)

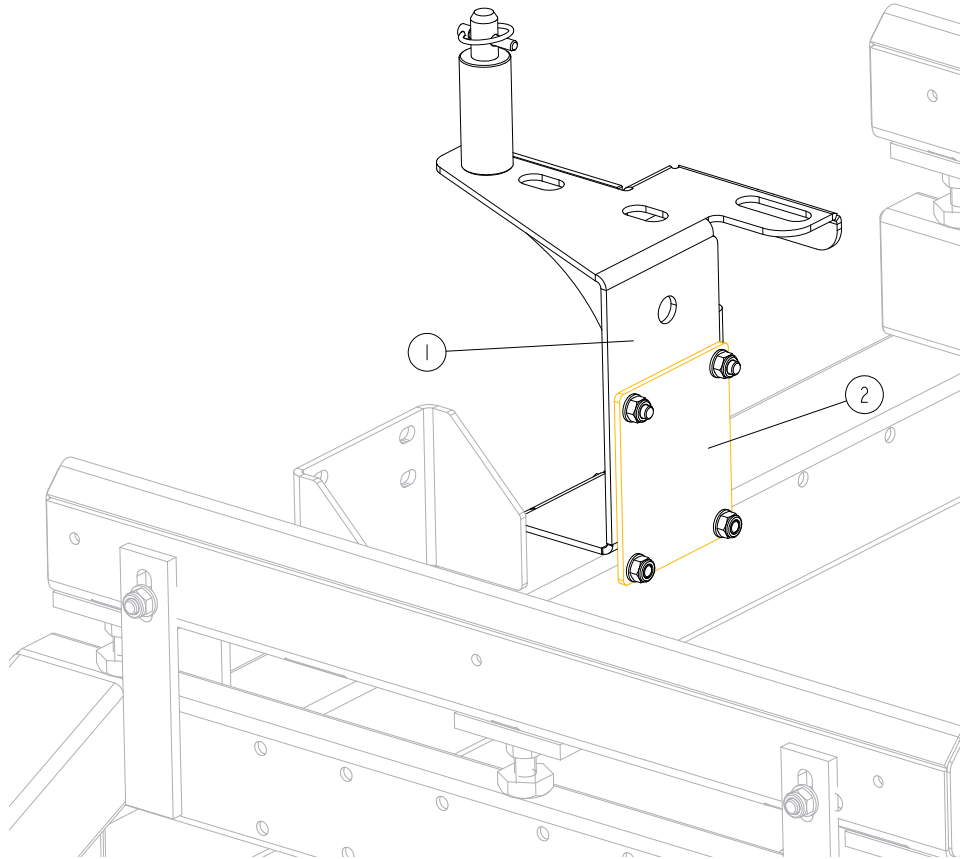
4.9 Sawdust Chute (LT70 Wide only)



REF	DESCRIPTION (◆ indicates parts available in assemblies only)	PART #	QTY
1	CHUTE WELDMENT, SAWDUST	089352-1	1
2	CLAMP, 152 MM	089358	2
3	TUBE, SAWDUST CHUTE	089357	1
4	TUBE, CHUTE END	090126-1	1
5	BOLT, M8X20 8.8 HEX HEAD FULL THREAD ZIN	F81002-4	2
6	WASHER, 8.4 FLAT ZINC	F81054-1	4
7	NUT, M8-8-B HEX NYLON ZINC LOCK	F81032-2	2
8	OUTLET SAWDUST (WIDE HEAD ONLY)	530184-1	1
9	BOLT, M6X12-8.8 HEX HEAD FULL THREAD ZIN	F81001-7	2
10	WASHER, 6.4 FLAT ZINC (WIDE HEAD ONLY)	F81053-1	2

4.10 Saw Head Rest Bracket & Plate Mount

LT70ME20SAH3-WSWR_001
 LT70ME20SAH3-WSWR_MANUAL



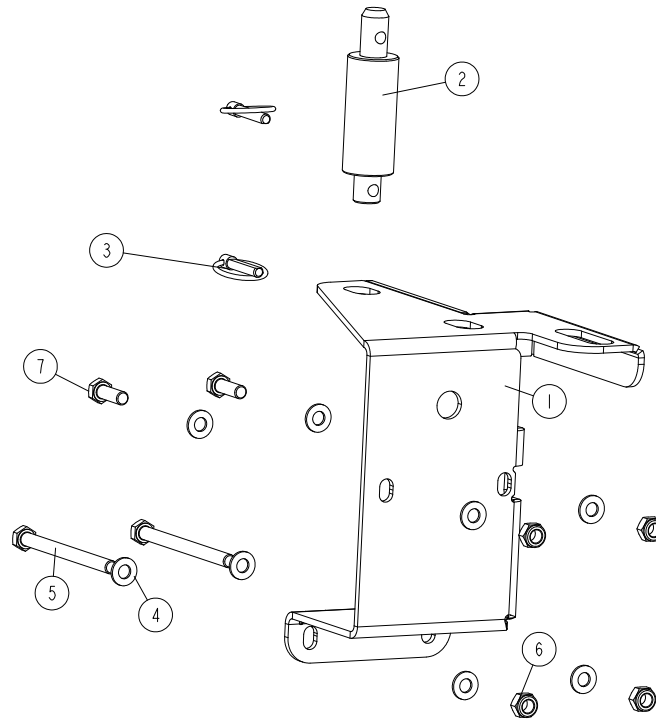
REF	DESCRIPTION (◆ indicates parts available in assemblies only)	PART #	QTY	
1	BRACKET, LT SAWMILL SAW HEAD REST See Section 4.11	550058	1	
2	PLATE, MOUNT	087055-1	1	

4 SAW HEAD

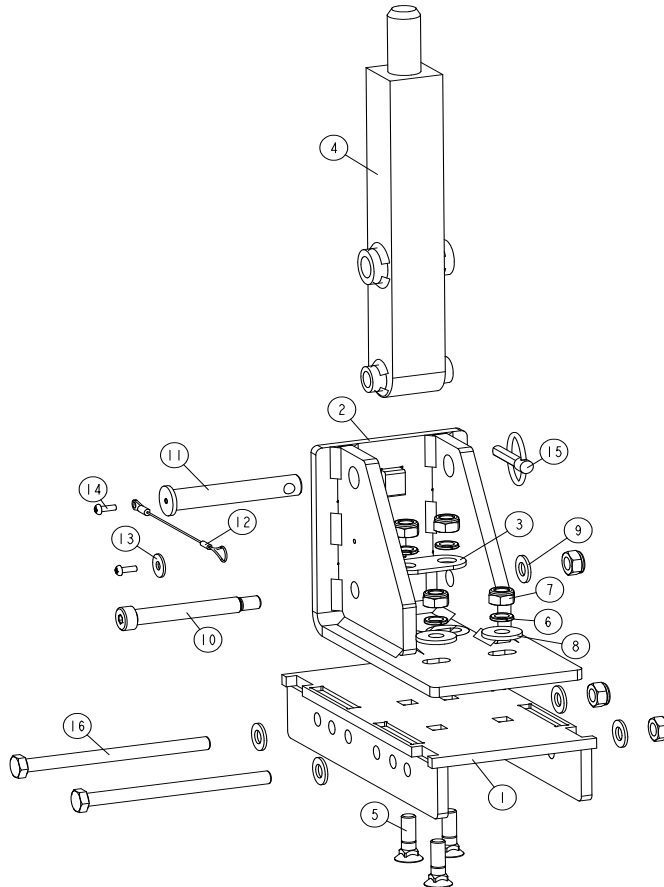
LT Sawmill Saw Head Rest Bracket

4.11 LT Sawmill Saw Head Rest Bracket

546306_001
546306_MANUAL



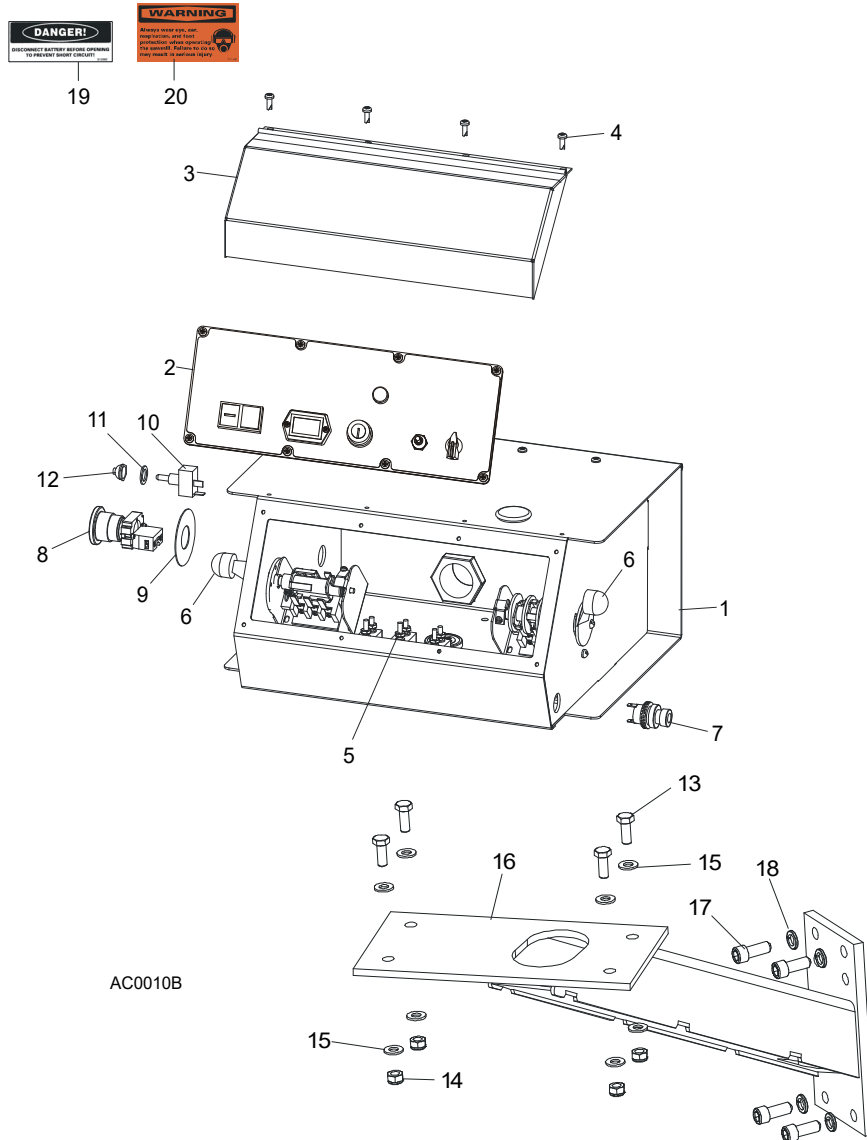
REF	DESCRIPTION (◆ indicates parts available in assemblies only)	PART #	QTY
-	BRACKET, LT SAWMILL SAW HEAD REST	550058	1
1	PLATE, SAW HEAD REST BRACKET	546307-1	1
2	PIN, LT20 SAW HEAD REST	550057-1	1
3	PIN, 8 BN914 LINCH (BOSSARD 1364650)	F81046-2	2
4	WASHER, 10.5 FLAT ZINC	F81055-1	8
5	BOLT, M10X125 8.8 HEX HEAD ZINC	F81003-18	2
6	NUT, M10-8-B HEX NYLON ZINC LOCK	F81033-1	4
7	BOLT, M10X30-8.8 HEX HEAD FULL THREAD ZINC	F81003-2	2

Saw Head Support Bracket (only portable sawmills with the new type of "M" frame)**4.12 Saw Head Support Bracket (only portable sawmills with the new type of "M" frame)**547311_001_A
547311_MANUAL

REF	DESCRIPTION (◆ indicates parts available in assemblies only)	PART #	QTY
-	BRACKET, LT70 SAW HEAD SUPPORT - "M" FRA	547311	1
1	PLATE, SAW HEAD SUPPORT BRACKET	555485-1	1
2	MOUNT WELDMENT, SAW HEAD REST PIN	547312-1	1
3	WASHER	547416	1
4	PIN WELDMENT, SAW HEAD REST	540600-1	1
5	BOLT, M10X35-10.9-FE/ZN5 DIN 608 ; PN 82	F81003-164	4
6	WASHER, Z 10.2 SPLIT LOCK ZINC	F81055-2	4
7	NUT, M10-8-B HEX NYLON ZINC LOCK	F81033-1	7
8	WASHER, 10.5 SPECIAL FLAT ZINC	F81055-6	2
9	WASHER, 10.5 FLAT ZINC	F81055-1	5
10	BOLT, 12/M10X80 12.9 ISO7379 SHOULDER	F81003-78	1
11	PIN, 16X100 23X3	540593-1	1
12	LANYARD, 3/64X6	016030	1
13	WASHER, 6.5 SPECIAL FLAT ZINC	F81053-11	1
14	SCREW, M4X12 5,8-B CROSS RECESSED PAN HE	F81011-43	2
15	PIN, 8 BN914 LINCH (BOSSARD 1364650)	F81046-2	1
16	BOLT, M10X140-10.9 HEX HEAD ZINC	F81003-180	2

SECTION 5 CONTROL BOXES

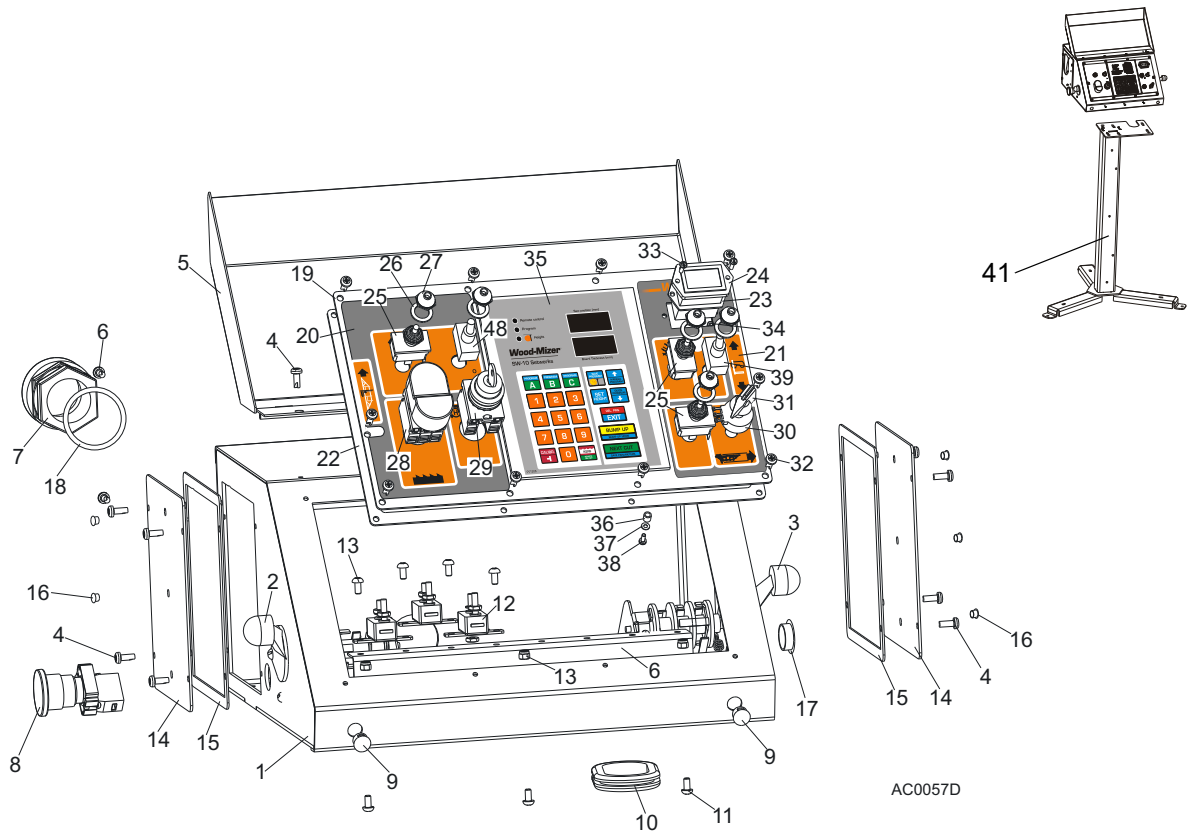
5.1 Control Assembly, LT70 AH



REF	DESCRIPTION (◆ indicates parts available in assemblies only)	PART #	QTY	
	CONTROL BOX ASSEMBLY, AC SUPER (EA20, EA25)	093022	1	
1	HOUSING, AC SUPER CONTROL BOX ASSEMBLY (EA20, EA25)	086546-1	1	◆
2	Front Control Panel & Wiring Harnesses (Section 5.7)			
3	Cover, Control Box Hinged	015304	1	
4	BOLT, #10-24X1/2 PH	F05015-17	12	
5	Circuit Breakers (Section 5.3)			
6	Drum Switches (Section 5.2)			
7	Switch, Horn	E85118	1	
8	BUTTON, XB4 BS542 EMERGENCY STOP	086556	1	
9	WASHER, ZBY9330 EMERGENCY STOP BUTTON	086561	1	
10	PLUG, 12.7 HEYMAN DP-812 HOLE	086773	1	

11	WASHER, 1/2X3/4X1/16 NYLON	P05251-1	1	
12	BOOT, TOGGLE SWITCH	P02575	1	
13	BOLT, M8X20 8.8 HEX HEAD FULL THREAD ZIN	F81002-4	4	
14	NUT, M8-8-B HEX NYLON ZINC LOCK	F81032-2	4	
15	WASHER, 8.4 FLAT ZINC	F81054-1	8	
16	MOUNT WELDMENT, STANDARD CONTROL BOX	086732-1	1	
17	BOLT, 3/8-16 X 1" SOCKET HEAD	F05007-52	4	
18	WASHER, Z 10.2 SPLIT LOCK ZINC	F81055-2	4	
19	DECAL, FRONT OUTRIGGER WARNING	015400-4	1	
20	DECAL, EAR/EYE PROTECTION WARNING	S11753-4	1	

5.2 Control Assembly, LT70-RSW



REF	DESCRIPTION (◆ indicates parts available in assemblies only)	PART #	QTY
	CONTROL BOX ASSEMBLY, LT40 AC	098690	1
	CONTROL BOX ASSEMBLY, LT40 AC-RC	509115	1
	CONTROL BOX ASSEMBLY, LT70AC-SW	521906	1
1	Control Box, LT40AC	099622-1	1
2	SWITCH ASSEMBLY, POWER FEED DRUM	E20438	1
3	Switch, 1992 Up/Down (Service Package)	E20440	1
4	Bolt, #10-24x1/2 Ph Pan Hd, Type 23	F05015-17	12
5	Cover Weldment, LT20/40 Complete	097135-1	1
6	Rail, Circuit Breaker	015310	1
7	Connector, 1 1/4 Straight Metal Conduit	024402	1
8	BUTTON, XB4 BS542 EMERGENCY STOP	086556	1
9	PLUG, 12.7 HEYMAN DP-812 HOLE	086773	2
10	Grommet, Rubber	087065	1
11	Screw, H M5x10 8.8 Zinc	F81000-13	7
12	BREAKER, 15 AMP MANUAL RESET	E20430	3
13	NUT, M5-8 DIN985 ZINC-PLATED	F81030-2	3
	Cover, Control Box Side Complete	086700	2
14	Cover, Control Box Side	086699-1	1
15	GASKET, SIDE PANEL	015274	1
16	Cap, SR1086 6.4 Dia. Hole	099700	6

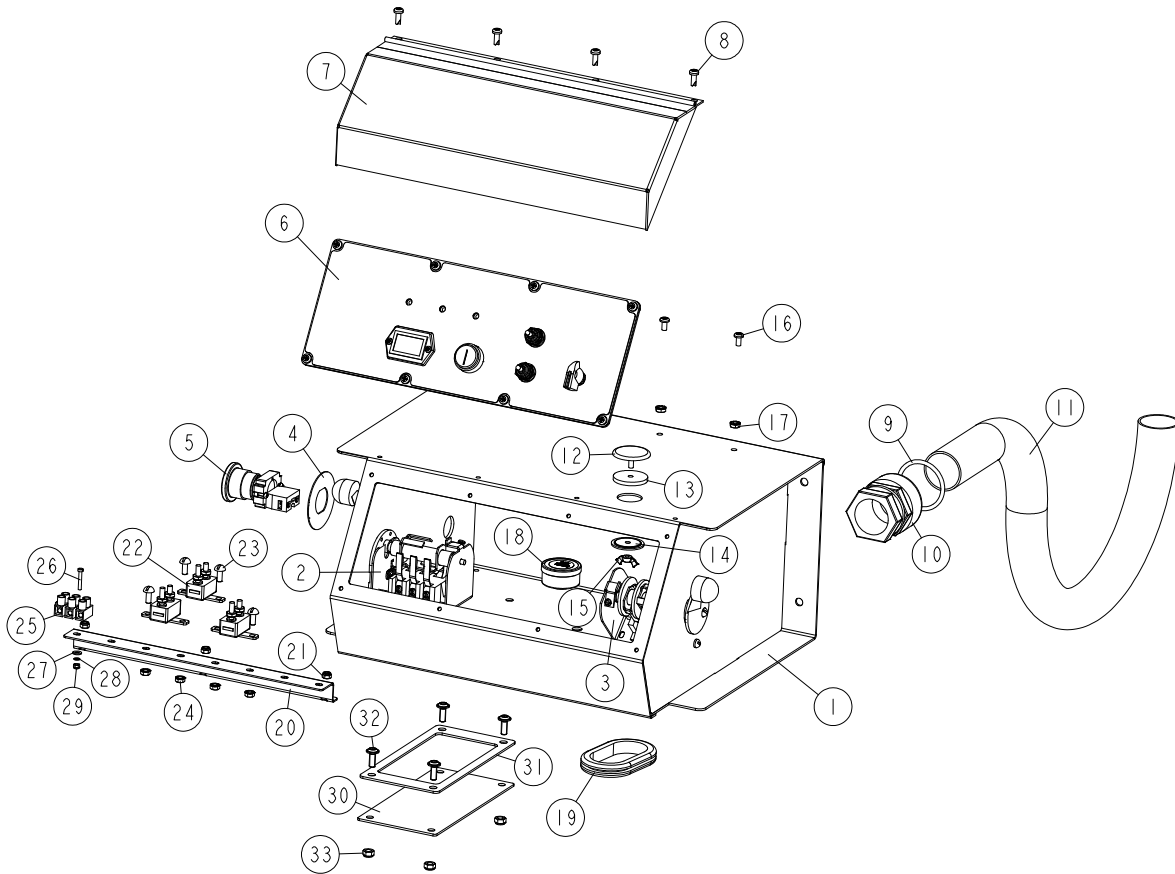
17	Cap, SR1086 22.2 Dia. Hole	093544	1	
18	Seal, 1 1/4 Ring LQTI w/Retainer	015430	1	
	Panel, LT40 AC Front Control Complete	098689	1	
19	Panel, LT20/40 AC Front Control	100572-1	1	
	Panel, LT40 AC Front Control	098586-1 ¹	1	
20	Decal, LT20/40 AC Control Box Left	099594	1	
21	Decal, LT40 DC Control Box Right	099596	1	
22	Gasket, LT20/40 Control Box	097132	1	
23	Gasket, Hour Meter	093346	1	
24	Meter, Hour	093166	1	
25	SWITCH, DPDT TOGGLE 21A REV MOM SPADE	024200	3	
26	Washer, 1/2x3/4x1/16 Nylon	P05251-1	5	
27	Boot, Toggle Switch	P02575	5	
28	Button, 24V Start/Stop	090452	1	
	Diaphragm, M22-T-DD	090462	1	
29	Switch, M22 3-Position Key	091361	1	
30	SWITCH ASSEMBLY, FEED RATE	E20519	1	
31	Knob, Speed Control	P06257	1	
32	Bolt, #10-24x1/2 Ph Pan Hd, Type 23	F05015-17	10	
33	Bolt, M3x12-8.8 Zinc	F81000-12	2	
34	NUT, M3-6-HEX NYLON ZINC LOCK	F81028-2	2	
35	Controller, SW-10 Setworks	500628	1	
36	Spacer, 4.2x6mm Idler	R80671-4	6	
37	Washer, 3.2 Flat Zinc	F81050-2	6	
38	Screw, M3x8-4.8 Zinc	F81000-83	6	
39	Switch, SPST On/Off 15A .25 TABS Toggle	P03027	2	
40	EMERGENCY STOP DECAL	086793	1	
41	STAND, LT20/40/LES/EG300/TVS CONTROL BOX	501651-1 ²	1	

¹ Use in African version only.

² Used In **509115**

5.3 Control Assembly, LT70 Remote

500630_001
500630

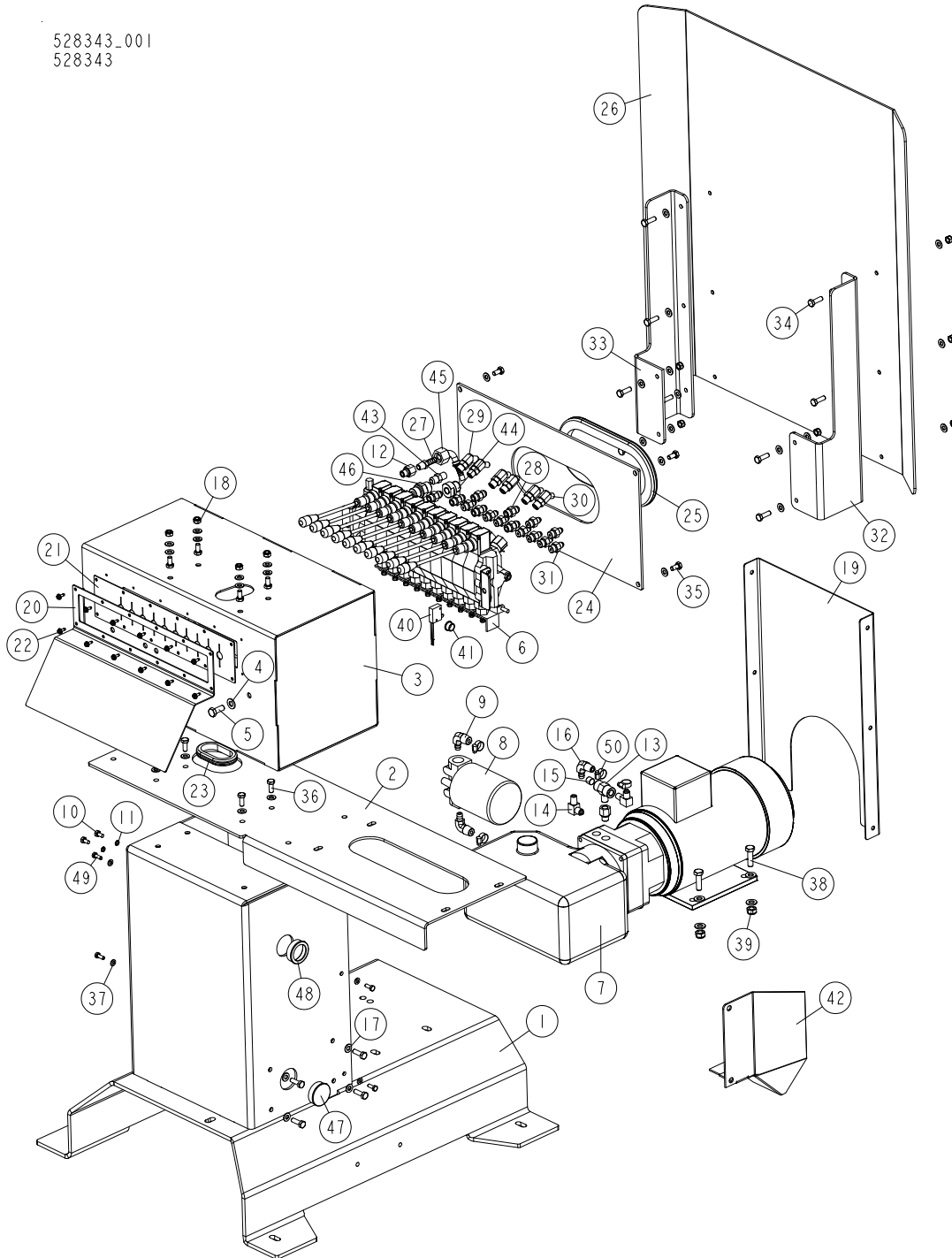


REF	DESCRIPTION (◆ indicates parts available in assemblies only)	PART #	QTY
-	BOX, LT70 REMOTE CONTROL	500630	1
1	HOUSING, AC SUPER CONTROL BOX ASSEMBLY (086546-1	1
2	SWITCH ASSEMBLY, POWER FEED DRUM Section 5.5	E20438	1
3	SWITCH, 1992 UP/DOWN Section 5.5	E20440	1
4	WASHER, ZBY9330 EMERGENCY STOP BUTTON	086561	1
5	BUTTON, XB4 BS542 EMERGENCY STOP	086556	1
6	PLATE, COMPLETE FRONT CONTROL BOX Section 5.8	086562	1
7	COVER, CONTROL BOX HINGED	015304	1
8	BOLT, #10-24X1/2 PH PAN HD, TYPE 23	F05015-17	4
9	SEAL, 1 1/4 RING LQTI W/RETAINER	015430	1
10	CONNECTOR, 1 1/4 STRAIGHT METAL CONDUIT	024402	1
11	CONDUIT, 1-1/4IN FLEX	024401	1
-	PLUG, AS075 OILTITE	E20570	1
12	PLUG, HOLE SEAL	E20570-1	1
13	GASKET, HOLE SEAL	E20570-2	1
14	WASHER, HOLE SEAL	E20570-3	1
15	NUT, #10-24 WING	E20570-4	1

REF	DESCRIPTION (◆ indicates parts available in assemblies only)	PART #	QTY	
16	SCREW, #10-24 X 3/8" PHILLIPS PAN HEAD M	F05004-148	4	
17	NUT, #10-24 SELF-LOCKING	F05010-14	4	
18	CUP ASSEMBLY, DRUM SWITCH GREASE	A20463	1	
19	GROMMET, RUBBER	087065	1	
20	RAIL, CIRCUIT BREAKER	525779-1	1	
21	NUT, M5-8 DIN985 ZINC-PLATED	F81030-2	3	
22	BREAKER, 15 AMP MANUAL RESET	E20430	3	
23	SCREW, #8-32 X 1/2" SLOTTED HEAD	F05004-12	4	
24	NUT, #8-32 HEX SELF-LOCKING	F05010-41	4	
25	STRIP, ELECTRIC WIRE	F81086-1	1	
26	SCREW, M3X20-5.8-A-PAN HEAD ZINC	F81000-8	1	
27	WASHER, 4.3 FLAT ZINC	F81051-2	1	
28	WASHER, 3.2 A MS FLAT SPECIAL	F81050-1	1	
29	NUT, M3-6-HEX NYLON ZINC LOCK	F81028-2	1	
-	GASKET ASSEMBLY	532368	1	
30	PLATE, COVER	532367-1	1	
31	GASKET, CORK	532366	1	
32	SCREW, M6X16 BN 11252 "BOSSARD".	F81001-24	4	
33	NUT, M6-8-B HEX NYLON ZINC LOCK	F81031-2	4	

5.4 Box Assembly, LT70 Remote 10- Section

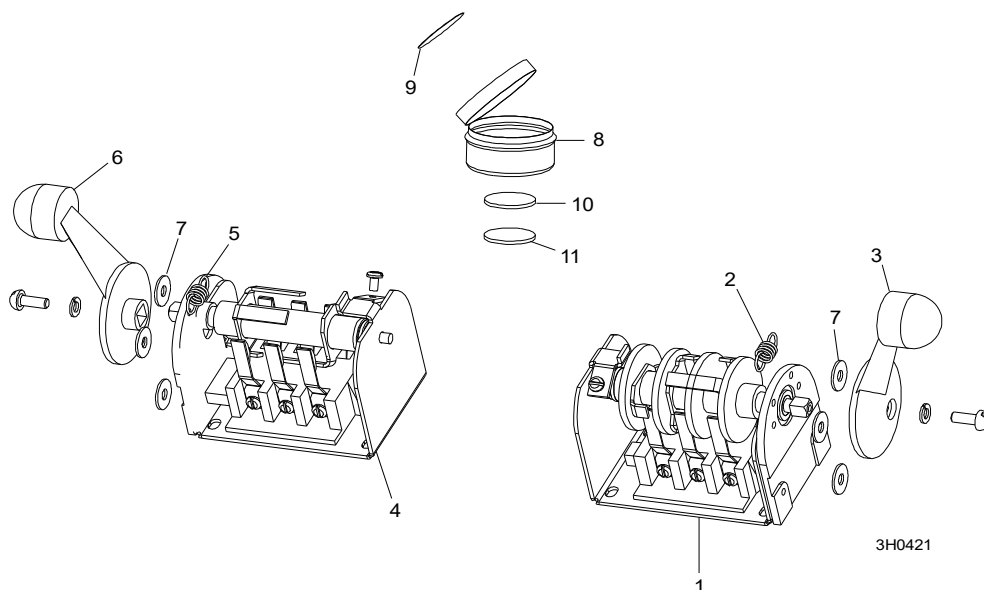
528343_001
528343



REF	DESCRIPTION (◆ indicates parts available in assemblies only)	PART #	QTY
-	BOX ASSEMBLY, 10-SECTION REMOTE CONTROL	528343	1
1	BASE WELDMENT, REMOTE HYDRAULIC CONTROL	500509-1	1
2	PLATE, REMOTE CONTROL BOX	500121-1	1
3	BOX WELDMENT, HYDRAULIC	500128-1	1
4	WASHER, 10.5 FLAT ZINC	F81055-1	10

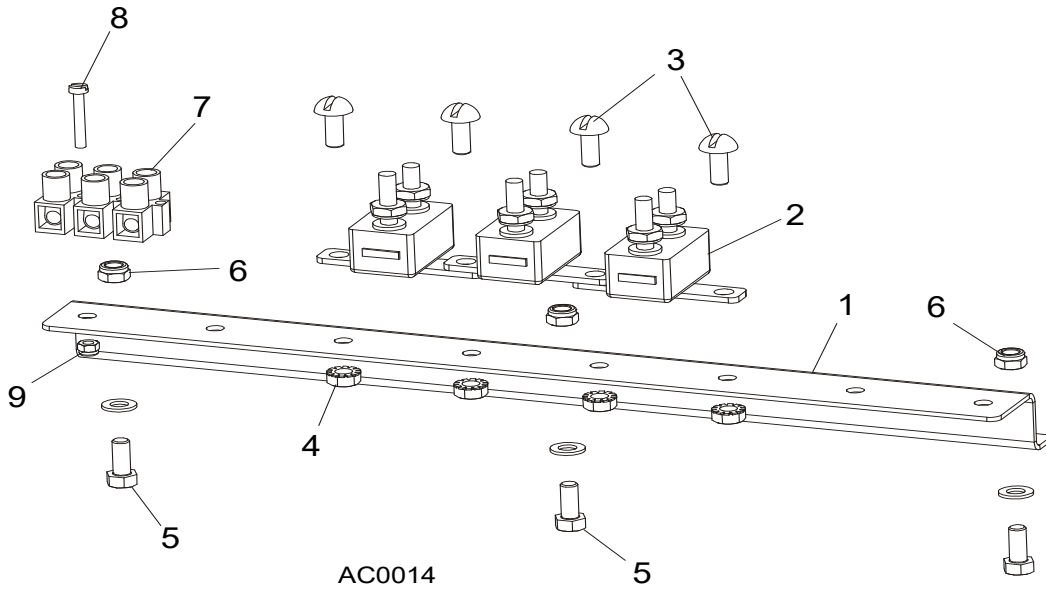
REF	DESCRIPTION (◆ indicates parts available in assemblies only)	PART #	QTY
5	BOLT, M10X25 8.8 HEX HEAD FULL THREAD ZI	F81003-11	2
6	VALVE, 10 SECTION HDS11/10-6	091344SUB	1
7	PUMP, AC.5,5KW 18.5L/MIN HYDRAULIC W/MOT	517840	1
8	MANIFOLD, W/FILTER	P22683	1
9	FITTING, 1/2NPT-3/8 BARB ELBOW	P12707	2
10	BOLT, 1/4-20X1/2 HEX HEAD	F05005-15	2
11	WASHER, Z 6.1 SPLIT LOCK	F81053-3	2
12	FITTING, 6SAE MALE-1/4NPT FEMALE	014686	2
13	FITTING, 1/4NPT BRANCH TEE	015486	1
14	FITTING, 3/8JIC-1/4NPT 90L	015491	2
15	PLUG, 1/4-18 NPT BLANK	096221	1
16	FITTING, 3/8NPT-3/8 BARB ELBOW	P12708	1
17	WASHER, 8.4 FLAT ZINC	F81054-1	44
18	NUT, M8-8-B HEX NYLON ZINC LOCK	F81032-2	18
19	PLATE, REMOTE HYDRAULIC CONTROL BOX REAR	500516-1	1
20	PLATE, FRONT	500122-1	1
21	GUARD, RUBBER HYDRAULIC VALVE 10-SECTION	091739	1
22	BOLT, #10-24X1/2 SELF-TAPPING	F05015-7	12
23	GROMMET, RUBBER	087065	1
24	PANEL, HYDRAULIC BOX REAR	500124-1	1
25	GROMMET, 4 3/8 X 10 OVAL RUBBER	085759	1
26	GUARD, LT70 AC REMOTE CONTROL BOX	090219	1
27	FITTING, 1/4NPT-3/8 BARB	014685	1
28	FITTING, 3/8" O-RING X 3/8" JIC	014687	6
29	FITTING, #6SAE 45 DEG ELBOW	015489	1
30	FITTING, #4 SAE - #6 SAE 45° ELBOW	015488	5
31	FITTING, 1/4JIC-3/8 O-RING	P26284	9
32	BRACKET, CONTROL BOX GUARD	500766-1	1
33	BRACKET, CONTROL BOX GUARD - LEFT	500767-1	1
34	BOLT, M8X25-8.8-B HEX HEAD FULL THREAD Z	F81002-5	14
35	BOLT, M8X16 -8.8-B HEX HEAD FULL THREAD	F81002-20	8
36	BOLT, M8X20-8.8 HEX HEAD FULL THREAD ZIN	F81002-1	4
37	WASHER, 6.4 FLAT ZINC	F81053-1	6
38	BOLT,M10X35-8.8 HEX HEAD FULL THREAD ZIN	F81003-17	4
39	NUT, M10-8-B HEX NYLON ZINC LOCK	F81033-1	4
40	MICROSWITCH, HYDRAULIC VALVE	014765	1
41	GROMMET, 15,9 UB625 RUBBER	086816	1
42	GUARD, CABLE	501102-1	1
43	FITTING, 3/8JIC-1/4NPT STRAIGHT	015560	1
44	FITTING, M22X1.5 / 1/4 - 18 NPT ZINC-PL.	093139-1	1
45	FITTING, PN10AFL 13-90 ELBOW	094485	1
46	FITTING, VMNW10HS22	094486	1
47	CAP, 44.5 MM #466923 HOLE	500768	1
48	BUSH, MOSS 44.5MM 465901 SNAP-FIT	R80670-3	1
49	BOLT M6X16 HH ZC FT 8.8 DIN 933	F81001-15	6
50	CLAMP, 11/16 WORM	061807	4

5.5 Drum Switches



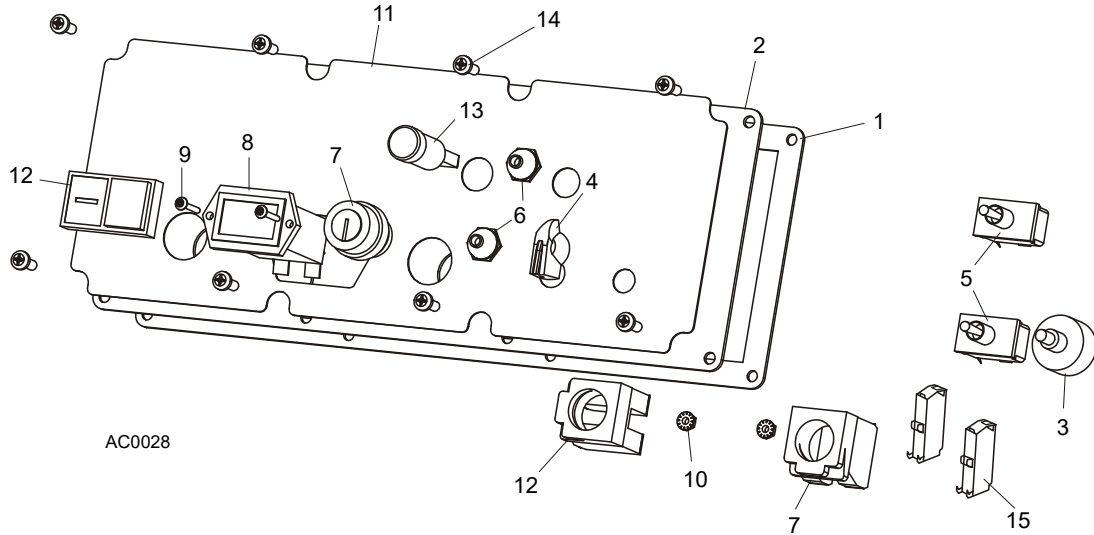
REF	DESCRIPTION (◆ indicates parts available in assemblies only)	PART #	QTY	
	SWITCH, 1992 UP/DOWN	E20440	1	
1	Switch, S12 Bulk Drum	E20440-B	1	◆
2	Spring, Drum Switch	P12570	1	
3	Handle, Drum Switch Replacement	P12500	1	
	SWITCH ASSEMBLY, POWER FEED DRUM	E20438	1	
4	Switch, S10 Bulk Drum	E20438-B	1	◆
5	Spring, Drum Switch	P12570	1	
6	Handle, Drum Switch Replacement	P12500	1	
7	WASHER, #8 SAE FLAT	F05011-41	6	
	CUP ASSEMBLY, DRUM SWITCH GREASE	A20463	1	
8	Cup, Plastic Container	P20464	1	◆
9	Decal, Grease Cup Label	P20467	1	
10	Pad, Velcro Loop	P20466	1	◆
11	Pad, Velcro Hook	P20465	1	◆
	Grease, High Temp Drum Switch	P20468	.011ml	◆

5.6 Circuit Breakers



REF	DESCRIPTION (◆ indicates parts available in assemblies only)	PART #	QTY
	BREAKER ASSEMBLY, SAWMILL CONTROL CIRCUIT	015621	1
1	Rail, Circuit Breaker	015310	1
2	Breaker, 15 Amp Manual Reset	E20430	5
3	Screw, #8-32 X 1/2" Slotted Head	F05004-12	6
4	Nut, #8-32 Hex Self-Locking	F05010-41	6
5	BREAKER, 70 AMP MANUAL RESET PANEL MOUNT	015527	1
6	BREAKER, 50 AMP MANUAL RESET PANEL MOUNT	021256	1
7	BOOT, CIRCUIT BREAKER	021253	2
8	SCREW, #10-24 X 3/8 PHILLIPS PAN HEAD ZINC	F05004-3	3
9	NUT, #10-24 SELF-LOCKING	F05010-14	3

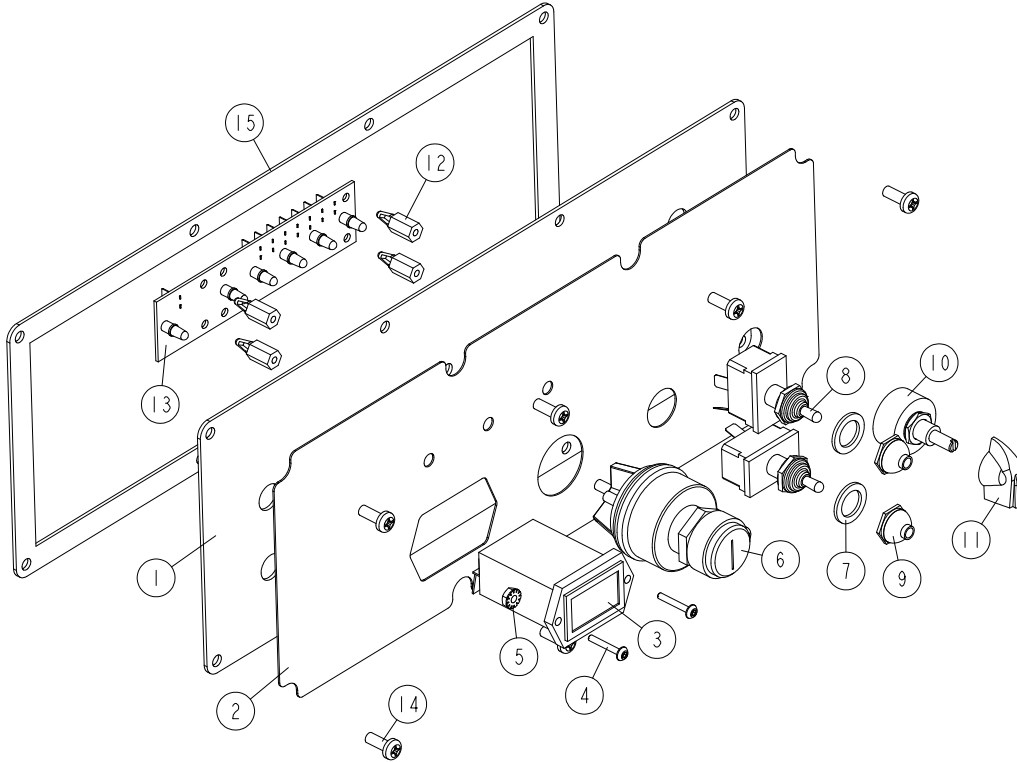
5.7 Front Panel Assembly & Harnesses



REF	DESCRIPTION (◆ indicates parts available in assemblies only)	PART #	QTY
	PANEL ASSEMBLY, AC SUPER CONTROL FRONT (EA20, EA25)	087387	1
1	Gasket, Front Panel	088387	1
2	Panel Weldment, Control	087316	1
3	Switch Assembly, Feed Rate	E20519	1
4	KNOB, SPEED CONTROL	P06257	1
5	SWITCH, DPDT TOGGLE 21A REV MOM SPADE	024200	2
6	Boot, Toggle Switch Rubber	P02575	2
7	Switch, Key	087350	1
8	Meter, Hour	015401	1
9	SCREW, 6-32 X 3/4" SOCKET BUTTON HEAD CA	F05004-93	2
10	Nut, # 6-32 Keps	F05010-59	2
11	Decal, Control Panel	087351	1
12	Switch, START-STOP	087349	1
13	Lamp, Control	087348	1
	HARNESS ASSEMBLY, UPPER WIRING	093167	1
14	BOLT, #10-24X1/2 PH	F05015-17	8
15	Contact ZBE101	087817	2

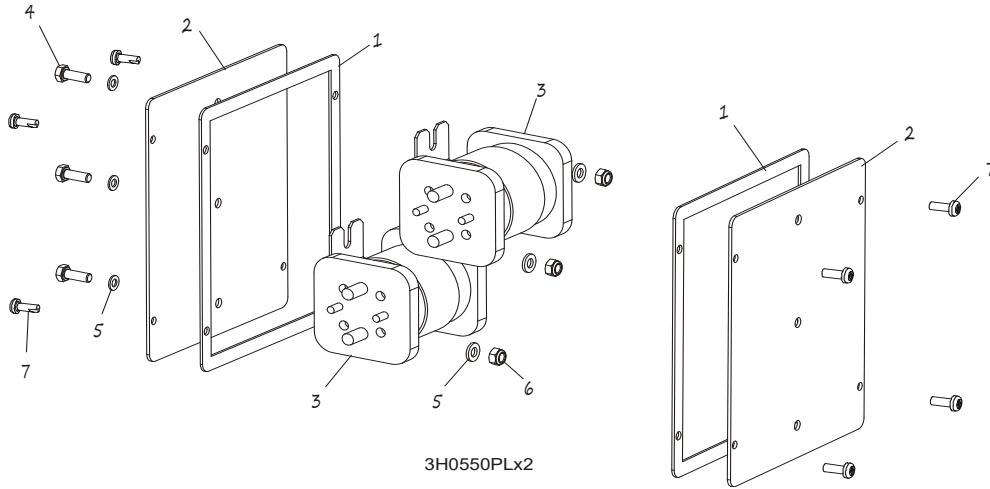
5.8 Plate, LT70 Remote Complete Front Control Box

086562_001
086562



REF	DESCRIPTION (◆ indicates parts available in assemblies only)	PART #	QTY
-	PLATE, COMPLETE FRONT CONTROL BOX	086562	1
1	PANEL WELDMENT, CONTROL	015302	1
2	DECAL, CONTROL PANEL (E25)	015271	1
3	METER, HOUR	015401	1
4	SCREW, 6-32 X 3/4" SOCKET BUTTON HEAD CA	F05004-93	2
5	NUT, # 6-32 KEPS	F05010-59	2
6	SWITCH, KEY	P04350	1
7	WASHER, 1/2X3/4X1/16 NYLON	P05251-1	2
8	SWITCH, DPDT TOGGLE 21A REV MOM SPADE	024200	2
9	BOOT, TOGGLE SWITCH	P02575	2
10	SWITCH ASSEMBLY, FEED RATE	024450	1
11	KNOB, SPEED CONTROL	P06257	1
12	SPACER, 1/2"-#6 THREADED	023147	4
-	BOARD, LED CIRCUIT (E25)	015416	1
13	CIRCUIT BOARD, SAWMILL LED	023038	1
14	BOLT, #10-24X1/2 PH PAN HD, TYPE 23	F05015-17	8
15	GASKET, FRONT PANEL	015270	1

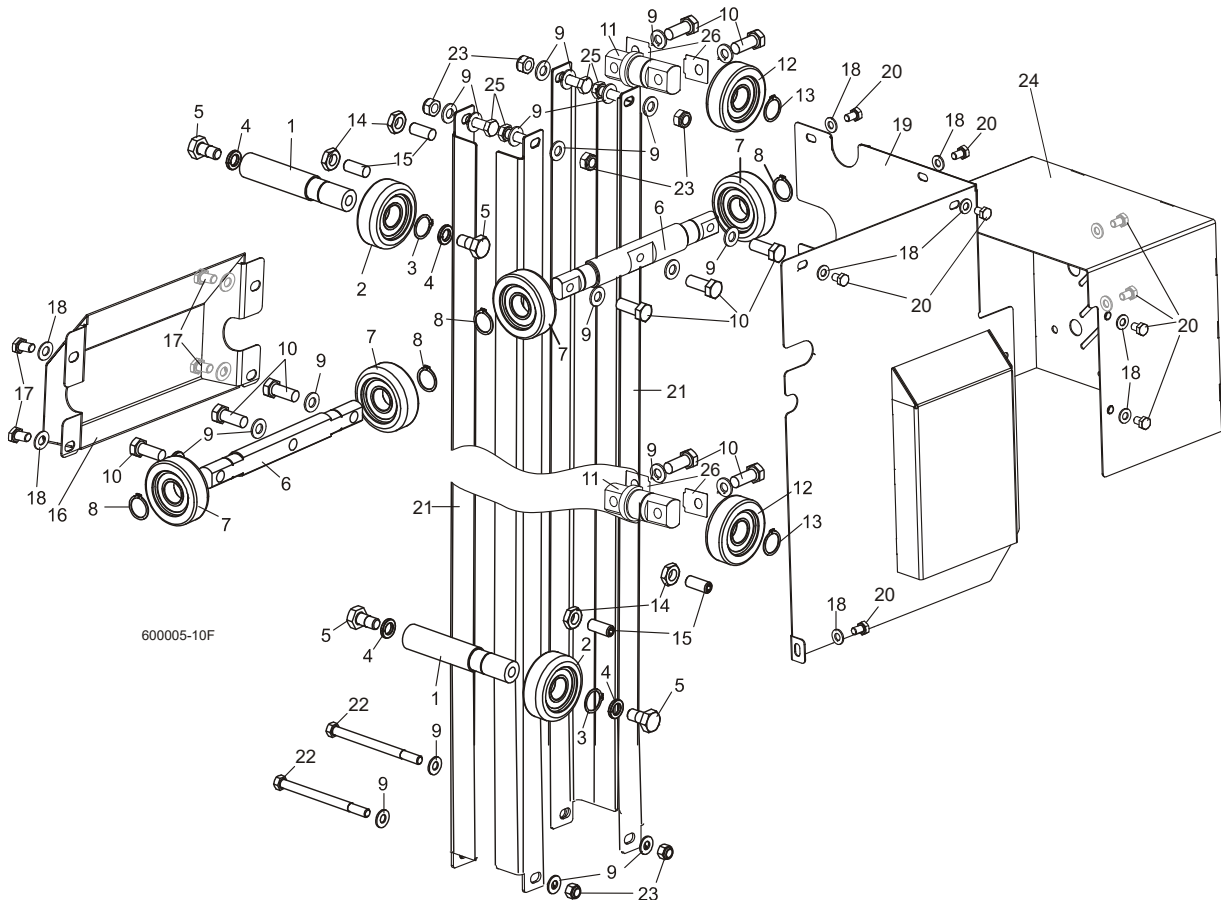
5.9 Solenoids



REF	DESCRIPTION (◆ indicates parts available in assemblies only)	PART #	QTY
1	GASKET, SIDE PANEL	015274	2
2	PANEL WELDMENT, SIDE	015307	2
3	SOLENOID, 200A 12V SPST HYDRAULIC PUMP	015470	2
4	BOLT M6X16 HH ZC FT 8.8 DIN 933	F81001-15	3
5	WASHER, 6.4 FLAT ZINC	F81053-1	6
6	NUT, M6-8-B HEX NYLON ZINC LOCK	F81031-2	3
	DIODE ASSEMBLY, SOLENOID COIL CHASSIS GND	087496	4
7	BOLT, #10-24X1/2 PH	F05015-17	8

SECTION 6 UP/DOWN SYSTEM

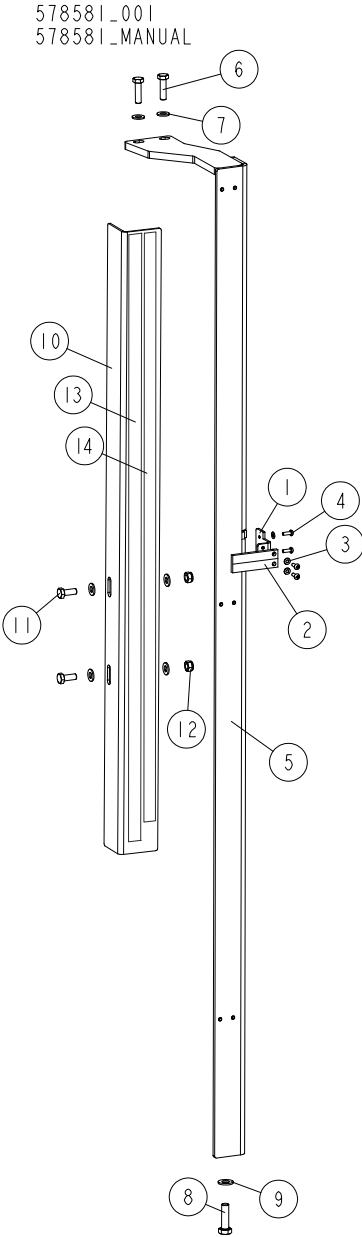
6.1 Up/Down Rollers & Covers



REF	DESCRIPTION (◆ indicates parts available in assemblies only)	PART #	QTY
	ROLLER ASSEMBLY, INSIDE UP/DOWN	089456	2
1	Shaft, Inside Up/Down Roller	088817-1	1
2	ROLLER, CBK-468	088433	1
3	Ring, Z30 Spring Retaining	F81090-23	1
4	WASHER, 13 FLAT ZINC	F81056-1	2
5	Bolt, M12x25-8.8 Hex Head Full Thread Zinc	F81004-31	2
	ROLLER ASSEMBLY, OUTSIDE UP/DOWN	089454	2
6	Shaft, Long Up/Down Roller	088815-1	1
7	ROLLER, CBK-468	088433	2
8	Ring, Z30 Spring Retaining	F81090-23	2
9	WASHER, 10.5 FLAT ZINC	F81055-1	22
10	BOLT,M10X35-8.8 HEX HEAD FULL THREAD ZIN	F81003-17	10
	ROLLER ASSEMBLY, SHORT UP/DOWN	089455	2
11	Shaft, Short Up/Down Roller	088816-1	1
12	ROLLER, CBK-468	088433	1
13	Ring, Z30 Spring Retaining	F81090-23	1
14	NUT, M10-04-W HEX ZINC THIN	F81033-6	4
15	SCREW, GN 913.3-M10-40-MS SET	F81003-65	4
16	COVER WELDMENT, UP/DOWN ROLLER	507056-1	1

17	BOLT, M8X16 -8.8-B HEX HEAD FULL THREAD	F81002-20	4	
18	WASHER, 8.4 FLAT ZINC	F81054-1	13	
19	GUARD WELDMENT, RA-08 UP/DOWN GEAR BOX SIDE	091319-1	1	
20	BOLT, M8X12-8.8 HEX HEAD FULL THREAD ZINC	F81002-6	9	
21	ANGLE, MAST TUBE STAINLESS	088492	4	
22	BOLT, M10X125 8.8 HEX HEAD ZINC	F81003-18	2	
23	NUT, M10-8-B HEX NYLON ZINC LOCK	F81033-1	6	
24	GUARD, UP/DOWN MOTOR PAINTED	090501-1	1	
25	BOLT, M10X30-8.8 HEX HEAD FULL THREAD ZI	F81003-2	4	
26	SPACER, ROLLER ASSEMBLY, SHORT UP/DOWN	510616	-	

6.2 Blade Height Scale



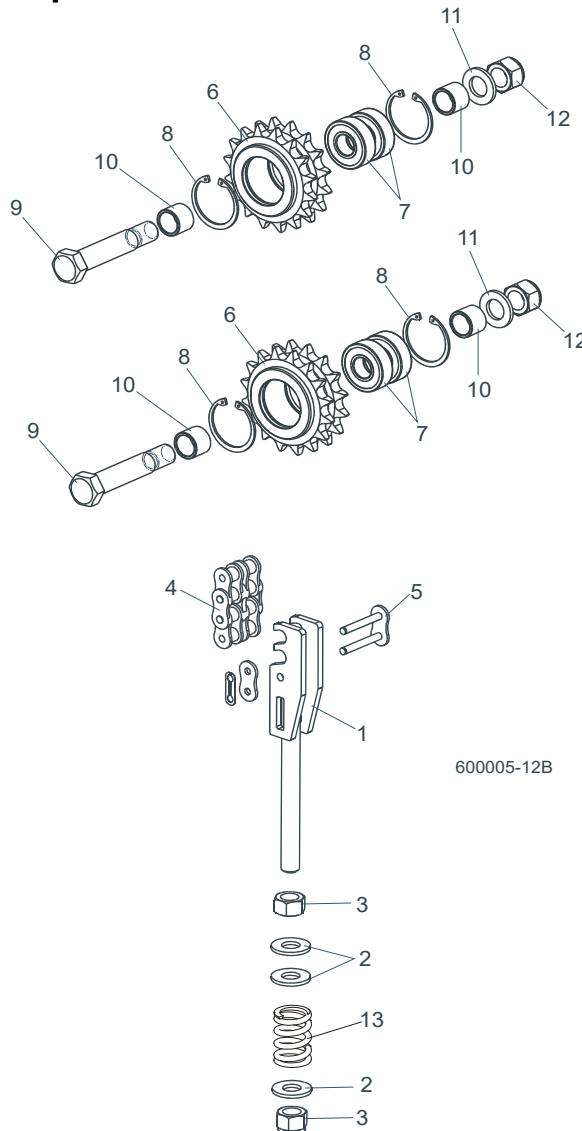
REF	DESCRIPTION (◆ indicates parts available in assemblies only)	PART #	QTY	
-	INDICATOR ASSEMBLY, SCALE	578581	1	
1	MOUNT WELDMENT, SCALE PAINTED	088558-1	1	
2	INDICATOR, BLADE HEIGHT SCALE	094821	1	
3	WASHER, 4.3 FLAT ZINC	F81051-2	4	
4	SCREW, M4X12 5,8-B CROSS RECESSED PAN HE	F81011-43	4	
5	MOUNT WELDMENT, SCALE PAINTED	088554-1	1	
6	BOLT, M8 X 30-8.8-B HEX HEAD FULL THREAD	F81002-7	2	
7	WASHER, 8.4 FLAT ZINC	F81054-1	6	
8	BOLT, M10X35-8.8 HEX HEAD FULL THREAD ZIN	F81003-17	1	
9	WASHER, 10.5 FLAT ZINC	F81055-1	1	
10	ANGLE, SCALE MOUNT	088785-1	1	
11	BOLT, M8X20 8.8 HEX HEAD FULL THREAD ZIN	F81002-4	2	

6 Up/Down System

Blade Height Scale

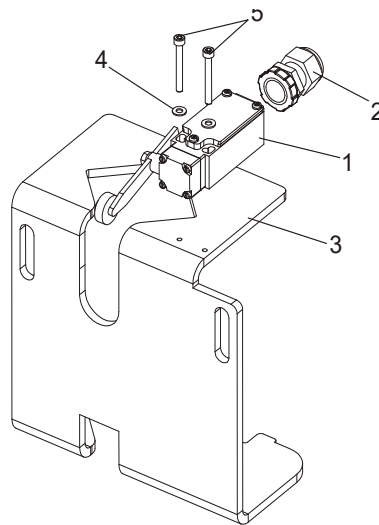
REF	DESCRIPTION (◆ indicates parts available in assemblies only)	PART #	QTY	
12	NUT, M8-8-B HEX NYLON ZINC LOCK	F81032-2	2	
13	DECAL, METRIC	S11711	1	
14	DECAL, METRIC 16-40MM	P12040-1	1	

6.3 Up/Down Chain & Sprockets

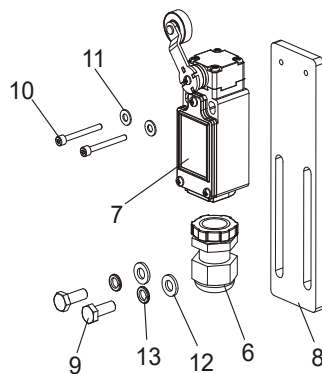


REF	DESCRIPTION (◆ indicates parts available in assemblies only)	PART #	QTY	
1	TENSIONER WELDMENT, UP/DOWN CHAIN ZINC	512181-1	1	
2	WASHER, 13 FLAT ZINC	F81056-1	3	
3	NUT, M12 8 HEX NYLON ZINC LOCK	F81034-2	2	
4	CHAIN, 12B-2 97-LINK	512197	1	
5	LINK, 12B-2Pz MASTER	099249	1	
	SPROCKET ASSEMBLY, UP/DOWN IDLER	512180	2	
6	Sprocket, Zinc-Plated	512179-1	1	
7	Bearing, 6203-2RS FLT Rolling	086114	2	
8	Ring, W40 Spring Retaining	F81090-3	2	
9	Bolt, M16D1F6 x 90-8.8 Hex Fit Short Thread Zinc	F81006-15	1	
10	Spacer, Idler Zinc	088792-1	2	
11	WASHER, 17 SPLIT LOCK ZINC	F81058-1	1	
12	Nut, M16-8 Hex Nylon Zinc Lock	F81036-2	1	
13	Spring, 14x30x3.2	090797	1	

6.4 Safety Switches



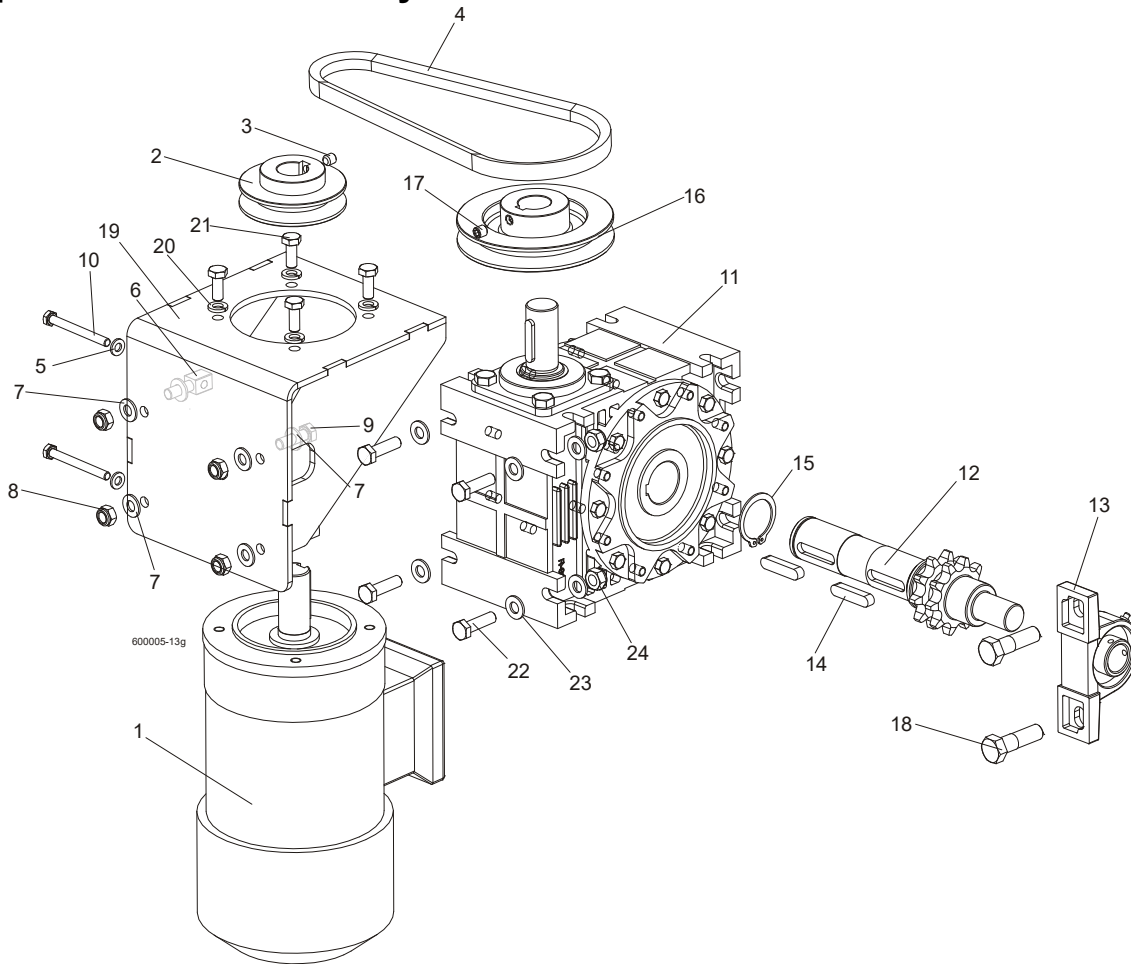
600045B



REF	DESCRIPTION (◆ indicates parts available in assemblies only)	PART #	QTY
1	SWITCH, GLCB01A2B SAFETY	086469	2
2	GLAND, ST PG 13.5 GREY CABLE	086524	2
3	SUPPORT, POWER CORD BRACKET	090460-1 ¹	1
4	WASHER, 4.3 FLAT ZINC	F81051-2	4
5	SCREW, M4X35 8.8 HEX SOCKET HEAD CAP ZIN	F81011-34	4
	SWITCH ASSEMBLY, LT70 SAFETY LOWER	505711	1
6	GLAND, ST PG 13.5 GREY CABLE	086524	1
7	SWITCH, FA138 Z11 LIMIT	100931	1
8	BAR, LIMIT SWITCH MOUNT	505125-1	1
9	BOLT M6X16 HH ZC FT 8.8 DIN 933	F81001-15	2
10	SCREW, M3X30 8.8 HEX SOCKET HEAD CAP ZINC	F81011-38	2
11	WASHER, 4.3 FLAT ZINC	F81051-2	2
12	WASHER, 6.4 FLAT ZINC	F81053-1	2
13	WASHER, Z 6.1 SPLIT LOCK	F81053-3	2

¹ LT70DC version only

6.5 Up/Down Drive Assembly

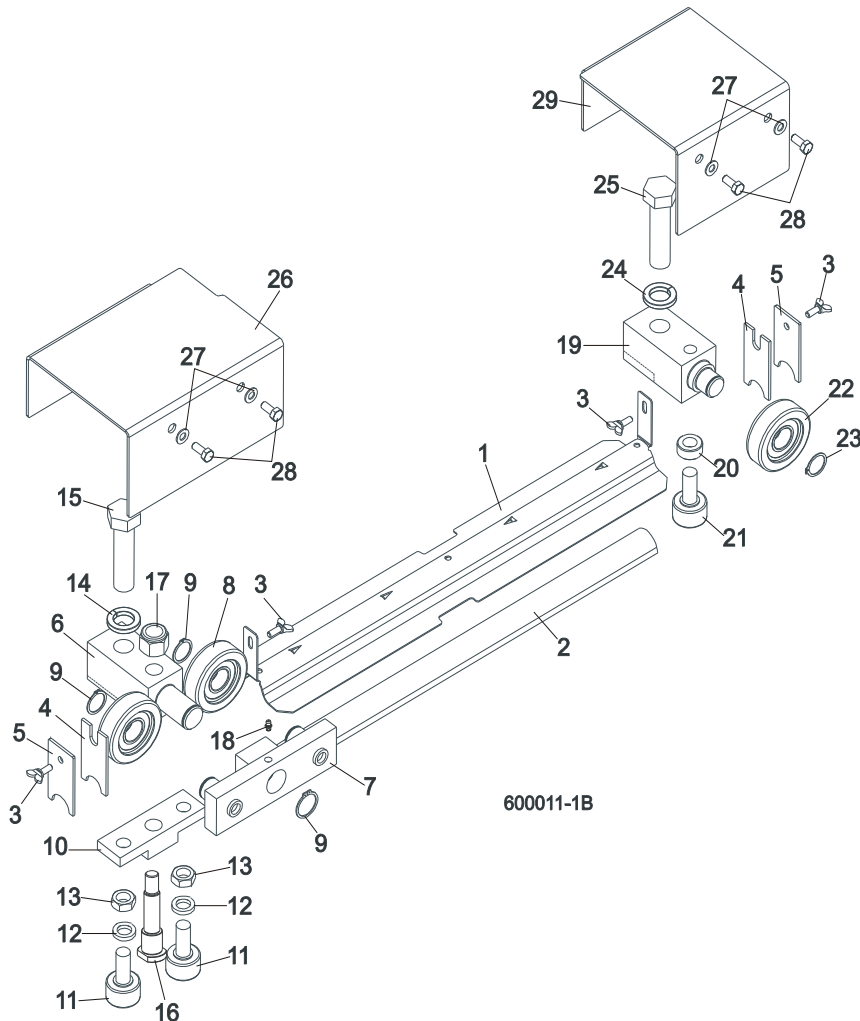


REF	DESCRIPTION (◆ indicates parts available in assemblies only)	PART #	QTY
	MOTOR W/MOUNT BRACKET, AC UP/DOWN	090493	1
1	AC Motor, 2 gear STKg90 6/4L2 IMB14/162	086530	1
2	Pulley, AC Motor	090497-1	1
3	Screw, M8x8-33H Hex Socket Set Flat Point Zinc	F81014-1	1
4	V-Belt, HA-670	091328	1
5	WASHER, 6.4 FLAT ZINC	F81053-1	2
6	Bolt, Special Zinc	088962-1	2
7	WASHER, 8.4 FLAT ZINC	F81054-1	8
8	Nut, M8-8-B Hex Nylon Zinc Lock	F81032-2	4
9	Bolt, M8X25-8.8-B Hex Head Full Thread Zinc	F81002-5	2
10	Bolt, M6x60-8.8 Hex Head Full Thread Zinc	F81001-9	2
	GEAR BOX ASSEMBLY, UP/DOWN DRIVE	091310	1
11	Gear Box, R80/64/WBS/D1,N+S,V5	097701	1
12	Output Shaft w/Sprocket, Up/Down Drive	517320-1	1
13	Bearing Assembly, UCP205 CX	088468	1
14	Key, A10x8x45 Parallel	091312	1
15	Ring, Outside Retaining Z38	F81090-26	1
16	PULLEY, UP/DOWN GEAR PAINTED	091308-1	1
17	SCREW, M8X8-33H HEX SOCKET SET FLAT POINT ZINC	F81014-1	1
18	BOLT, M12X40-8.8 HEX HEAD	F81004-1	1
19	BRACKET, AC UP/DOWN MOTOR MOUNT	090494-1	1

20	WASHER 8,2 SPLIT LOCK ZINC	F81054-4	4	
21	BOLT, M8X20 8.8 HEX HEAD FULL THREAD ZIN	F81002-4	4	
22	BOLT,M10X35-8.8 HEX HEAD FULL THREAD ZIN	F81003-17	4	
23	WASHER, 10.5 PN-82/M-82021 ZINC	F81055-4	8	
24	NUT, M10-8-B HEX NYLON ZINC LOCK	F81033-1	4	

SECTION 7 FEED SYSTEM & TRACK ROLLERS

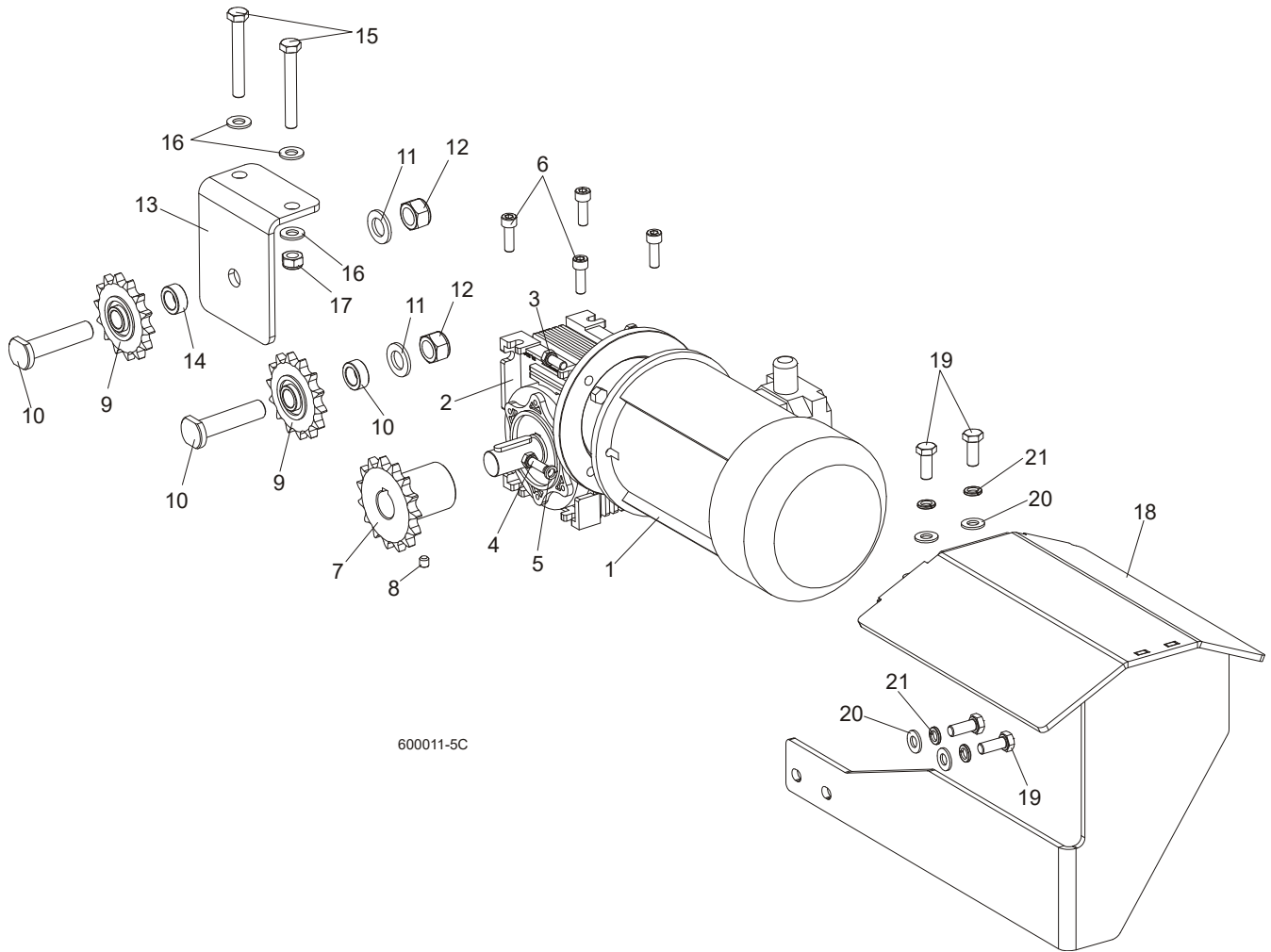
7.1 Upper Track Rollers And Wipers



REF	DESCRIPTION (◆ indicates parts available in assemblies only)	PART #	QTY
1	COVER, LT40/70 MIDDLE TRACK - SERVICE	522292-S	1
	Cover, LT40/70 Middle Track	522292-1	1
2	Strip, 3/16 X 2 X 23 Felt	S09915	1
3	SCREW, M6X20 DIN 316 WING	F81001-58	4
4	WIPER, TOP RAIL	M04113	2
5	PLATE, TRACK WIPER	088559-1	2
	ROLLER ASSEMBLY, UPPER TANDEM TRACK	088530	1
6	Block, Tandem Roller Mount	088532	1
7	Block Assembly, Tandem Roller	088535	1
8	ROLLER, CBK-468	088433	2
9	Ring, Z30 Spring Retaining	F81090-23	2
10	Block, Cam Follower Mount	088520	1
11	Bearing, Cam Follower (McGill)	012797	2
12	Washer, 16.3 Split Zinc Lock	F81058-2	2
13	Nut, 5/8"-18 Zinc	F05010-11	2
14	Washer, Z24.5 Split Zinc Lock	F81061-4	1

15	BOLT, M24X2X90-8.8 HEX HEAD FULL THREAD	F81009-2	1	
16	Pin, Cam Follower Mount	088531	1	
17	Nut, M16-8 Hex Nylon Zinc Lock	F81036-2	1	
18	FITTING, M6 GREASE	086280	1	
	ROLLER ASSEMBLY, REAR UPPER TRACK	088529	1	
19	Block, Rear Upper Roller Mount	088528	1	
20	Spacer, Cam Follower	088536	1	
21	Bearing, Cam Follower (McGill)	012797	1	
22	Roller, CBK-468	088433	1	
23	Ring, Z30 Spring Retaining	F81090-23	1	
24	Washer, Z24.5 Split Zinc Lock	F81061-4	1	
25	Bolt, M24x2x90-8.8 Hex Head Full Thread Zinc	F81009-2	1	
26	COVER, TANDEM ROLLER	088526-1	1	
27	WASHER, 6.4 FLAT ZINC	F81053-1	4	
28	BOLT M6X16 HH ZC FT 8.8 DIN 933	F81001-15	4	
29	COVER, REAR UPPER ROLLER	088527-1	1	

7.2 Power Feed Assembly

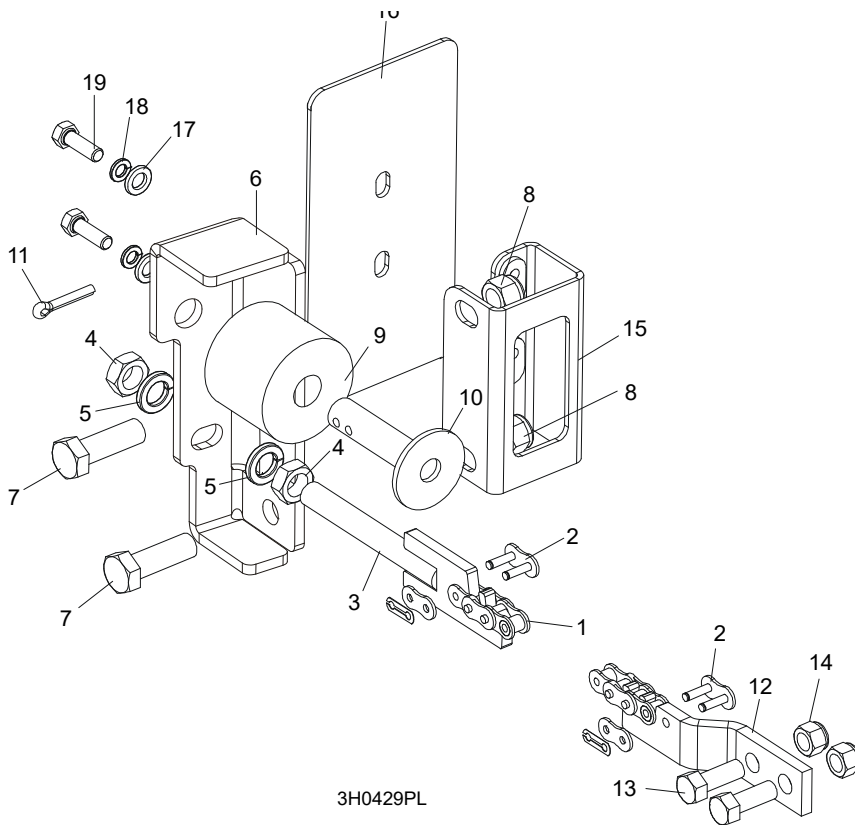


REF	DESCRIPTION (◆ indicates parts available in assemblies only)	PART #	QTY
	MOTOREDUCER, MR-50/7.5/1.1-1380/K3/B8	100936	1
1	MOTOR, 1.1KW AC ELECTRIC	090104	1
2	MOTOREDUCER, MR-50/7.5/DO SILN/K3,N+S,B8	100935	1
3	BOLT, M8X20 8.8 HEX HEAD FULL THREAD ZIN	F81002-4	2
4	BOLT, M8X25-8.8-B HEX HEAD FULL THREAD Z	F81002-5	2
5	WASHER 8,2 SPLIT LOCK ZINC	F81054-4	2
6	SCREW, M8x25 -8.8 HEX SOCKET HEAD CAP	F81002-21	4
7	SPROCKET, 10B Z15 ZINC	088541-1	1
8	SCREW, M8x8-33H HEX SOCKET SET FLAT POINT ZINC	F81014-1	2
9	SPROCKET, KSR 16.L0.10.10.14.08 W/BEARING	088867	2
10	PIN, ZINC SPROCKET MOUNT	088994-1	2
11	WASHER, 17 SPLIT LOCK ZINC	F81058-1	2
12	NUT, M16-8 HEX NYLON ZINC LOCK	F81036-2	2
13	BRACKET, POWER FEED SPROCKET MOUNT	088507-1	1
14	SPACER, POWER FEED SPROCKET	088550-1	1
15	BOLT, M10x75-8.8 HEX HEAD ZINC	F81003-15	2
16	WASHER, 10.5 FLAT ZINC	F81055-1	4

7**Feed System & Track Rollers***Power Feed Assembly*

17	NUT, M10-8-B HEX NYLON ZINC LOCK	F81033-1	2	
	GUARD, LT70AC POWER FEED MOTOR COMPLETE	504651	1	
18	GUARD, LT70AC POWER FEED MOTOR	504652-1	1	
19	BOLT, M10X25 8.8 HEX HEAD FULL THREAD ZI	F81003-11	4	
20	WASHER, 10.5 FLAT ZINC	F81055-1	4	
21	WASHER, Z 10.2 SPLIT LOCK ZINC	F81055-2	4	

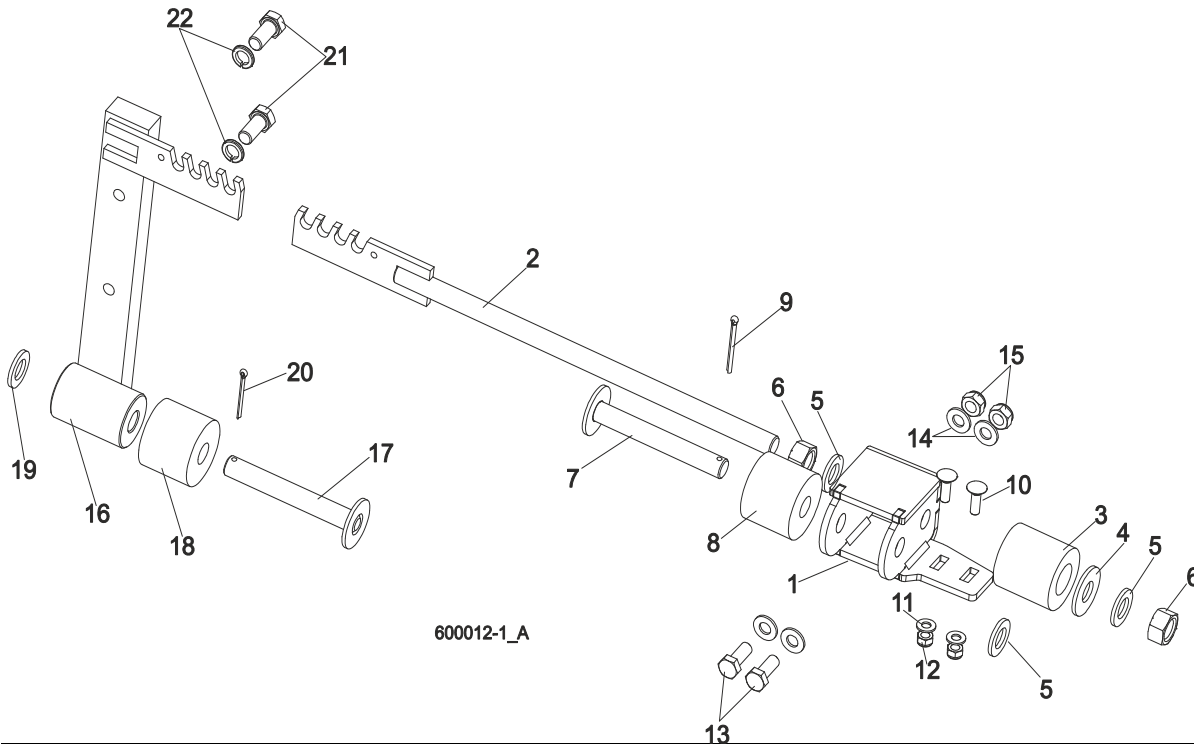
7.3 Feed Chain/Stop, LT70 S/M



3H0429PL

REF	DESCRIPTION (◆ indicates parts available in assemblies only)	PART #	QTY
1	CHAIN, 10B-1-375 (5.95M) LT70S FEED	090427	1
	CHAIN, 10B-1-457 (7.25M) LT70M FEED	090370	1
	CHAIN 10B-1 (0,9M)	506516	1
2	LINK, 10B-1Pz MASTER	088671	2
3	TENSIONER WELDMENT, POWER FEED CHAIN ZINC-PLATED	086818-1	1
4	NUT, M12-5 HEX JAM	F81034-4	2
5	WASHER, Z12.2 SPLIT LOCK ZINC	F81056-2	2
6	BRACKET, FEED CHAIN REAR MOUNT	087628-1	1
7	BOLT, M12X40-8.8 HEX HEAD FULL THREAD ZI	F81004-4	2
8	NUT, M12 8 HEX NYLON ZINC LOCK	F81034-2	2
	STOP KIT, RUBBER CARRIAGE	K09630	2
9	BUSHING, 11/16X2 1/8X1 3/4 RUBBER	P12165	1
10	Pin, Rubber Carriage Stop	086182-1	1
11	Pin, 3/16" X 1" Cotter	F05012-21	1
12	BRACKET, FRONT FEED CHAIN MOUNT	015008	1
13	BOLT, 3/8-16X1 HH	F05007-7	2
14	NUT, 3/8-16 HEX NYLON LOCK	F05010-10	2
15	BRACKET WELDMENT, REAR TUBE COVER	087105-1	1
16	COVER, REAR MAIN TUBE	015023	1
17	WASHER, 8.4 FLAT ZINC	F81054-1	2
18	WASHER 8,2 SPLIT LOCK ZINC	F81054-4	2
19	BOLT, 5/16-18 X 1" HEX HEAD	F05006-1	2

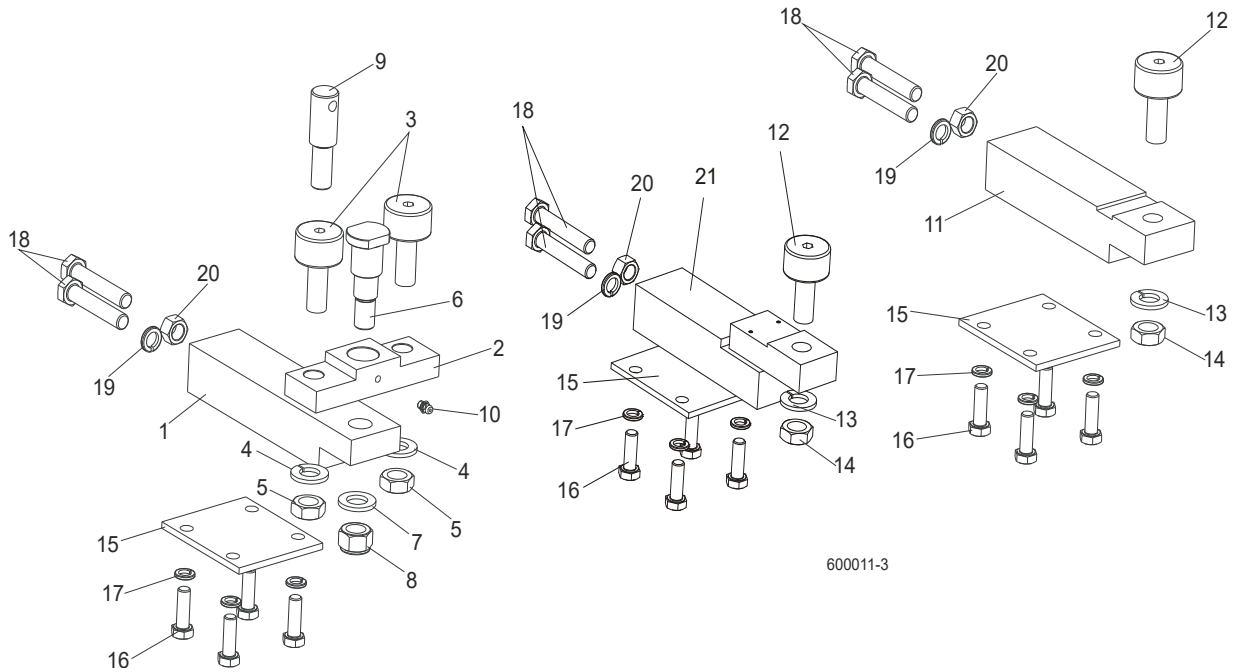
7.4 Feed Chain/Stop



600012-1_A

REF	DESCRIPTION (◆ indicates parts available in assemblies only)	PART #	QTY
1	MOUNT WELDMENT, FRONT CARRIAGE STOP	546123-1	1
2	TENSIONER, POWER FEED CHAIN ZINC-PLATED	089364-1	1
3	SPRING, TENSIONER BLADE LT15	014828	1
4	WASHER, 17/40-3 ZINC-PLATED	089360-1	1
5	WASHER, 17 SPLIT LOCK ZINC	F81058-1	3
6	NUT, M16-5.8 HEX ZINC	F81036-1	2
7	PIN, 16X117 W/PLATE	089361-1	1
8	BUSHING, 11/16X2 1/8X1 3/4 RUBBER	P12165	1
9	PIN, S-Zn 4x25 COTTER	F81043-2	1
10	BOLT, M8X25-8.8 ZINC MUSHROOM HEAD SQUAR	F81002-59	2
11	WASHER, 8.4 FLAT ZINC	F81054-1	2
12	NUT, M8-8-B HEX NYLON ZINC LOCK	F81032-2	2
13	BOLT, M10X25 8.8 HEX HEAD FULL THREAD	F81003-31	2
14	WASHER, 10.5 FLAT ZINC	F81055-1	4
15	NUT, M10-8-B HEX NYLON ZINC LOCK	F81033-1	2
	STOP ASSEMBLY, REAR POWER FEED	089362	1
16	Stop Weldment, Rear Power Feed	088346-1	1
17	PIN, 16X117 W/PLATE	089361-1	1
18	BUSHING, 11/16X2 1/8X1 3/4 RUBBER	P12165	1
19	WASHER, 17 SPLIT LOCK ZINC	F81058-1	1
20	Pin, S-Zn 4x25 Cotter	F81043-2	1
21	BOLT, M12X25-8.8 HEX HEAD FULL THREAD ZINC	F81004-31	2
22	WASHER, 13 FLAT ZINC	F81056-1	2
	CHAIN, 10B-1 POWER FEED	088670	1
	CHAIN 10B-1 (0,9m)	506516	1
	LINK, 10B-1PZ MASTER	088671	2

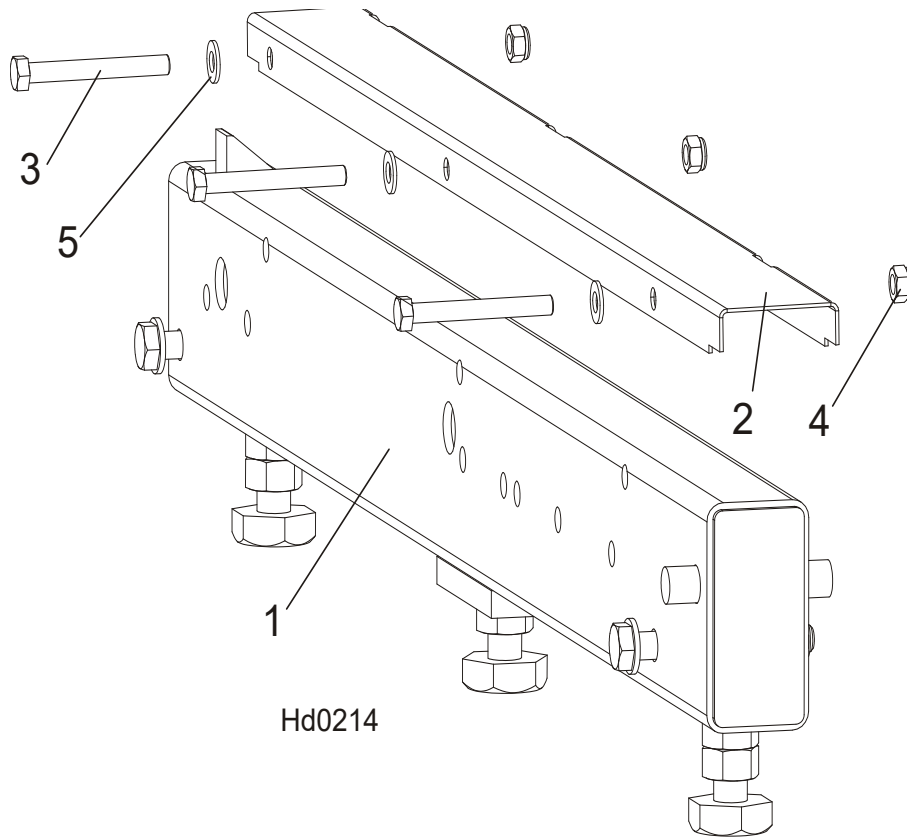
7.5 Lower Track Rollers



REF	DESCRIPTION (◆ indicates parts available in assemblies only)	PART #	QTY
	BLOCK ASSEMBLY, VERTICAL MAST ALIGNMENT DOUBLE	088523	1
1	Block, Vertical Mast Alignment Double	088517	1
2	Block, Cam Follower Mount	088520	1
3	Bearing, Cam Follower (McGill)	012797	2
4	Washer, 16.3 Split Zinc Lock	F81058-2	2
5	Nut, 5/8"-18 Zinc	F05010-11	2
6	Pin, Cam Follower Mount	088521	1
7	WASHER, 17 SPLIT LOCK ZINC	F81058-1	1
8	Nut, M16-8 Hex Nylon Zinc Lock	F81036-2	1
9	Pin, Safety Lock	088519	1
10	FITTING, M6 GREASE	086280	1
	BLOCK ASSEMBLY, VERTICAL MAST ALIGNMENT SINGLE	088524	1
11	Block, Vertical Mast Alignment Single	088518	1
12	Bearing, Cam Follower (McGill)	012797	1
13	Washer, 16.3 Split Zinc Lock	F81058-2	1
14	Nut, 5/8"-18 Zinc	F05010-11	1
15	PLATE, LOWER TRACK ROLLER RETAINER	088516	3
16	BOLT, M10X30-8.8 HEX HEAD FULL THREAD ZI	F81003-2	12
17	WASHER, Z 10.2 SPLIT LOCK ZINC	F81055-2	12
18	BOLT, M12X1.25X65-8.8 HEX HEAD FULL THREAD ZINC	F81004-40	6
19	WASHER, Z12.2 SPLIT LOCK ZINC	F81056-2	3
20	NUT, M12X1.25-8 ZINC HEX	F81034-8	3
21	BLOCK WELDMENT, LOWER TRACK ROLLER MOUNT	091425	1

SECTION 8 BED FRAME ASSEMBLY

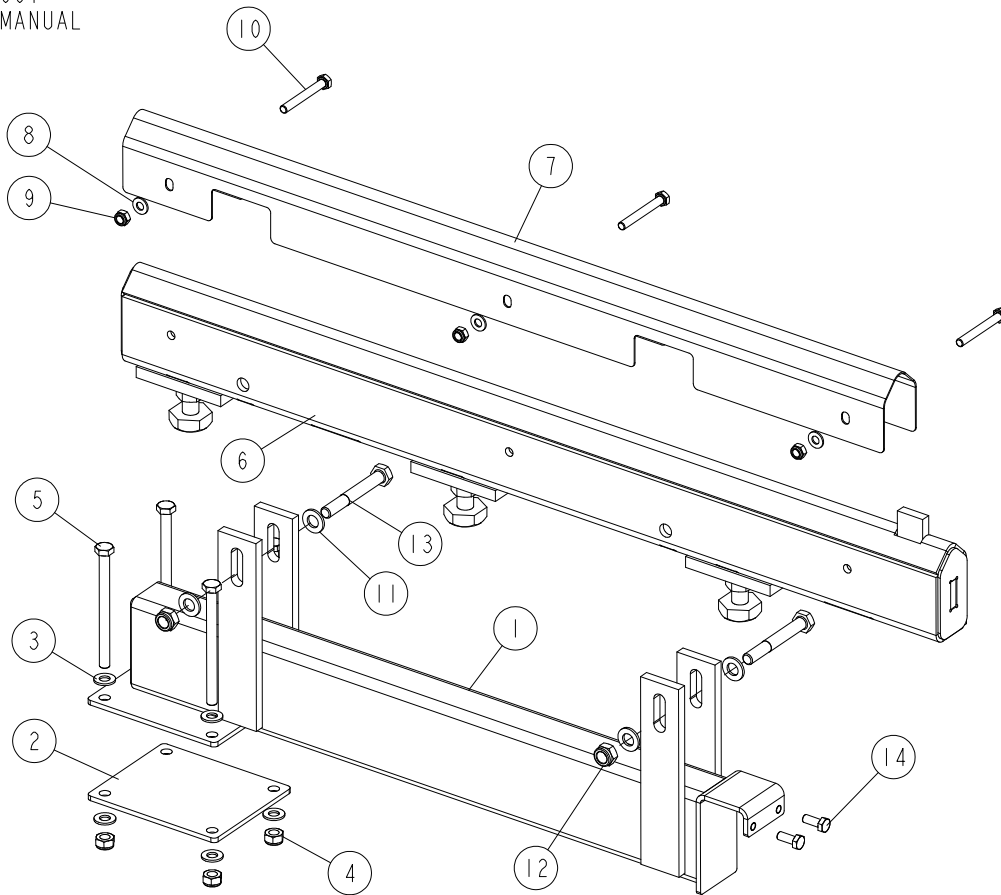
8.1 Front Bed Rail Assembly



REF.	DESCRIPTION (◆ Indicates Parts Available in Assemblies Only)	PART #	QTY
1	RAIL, DRIVEN LOG LEVELLING ROLLER MOUNT - "M" FRAME	100676	1
2	COVER, STAINLESS STEEL	099124	1
3	BOLT, M8X65-5.8 ZINC HEX HEAD	F81002-3	3
4	NUT, M8-8-B HEX NYLON ZINC LOCK	F81032-2	3
5	WASHER, 8.4 FLAT ZINC	F81054-1	3

8.2 Additional Angled Bed Rail (Long) - Complete

545592_001
545592_MANUAL



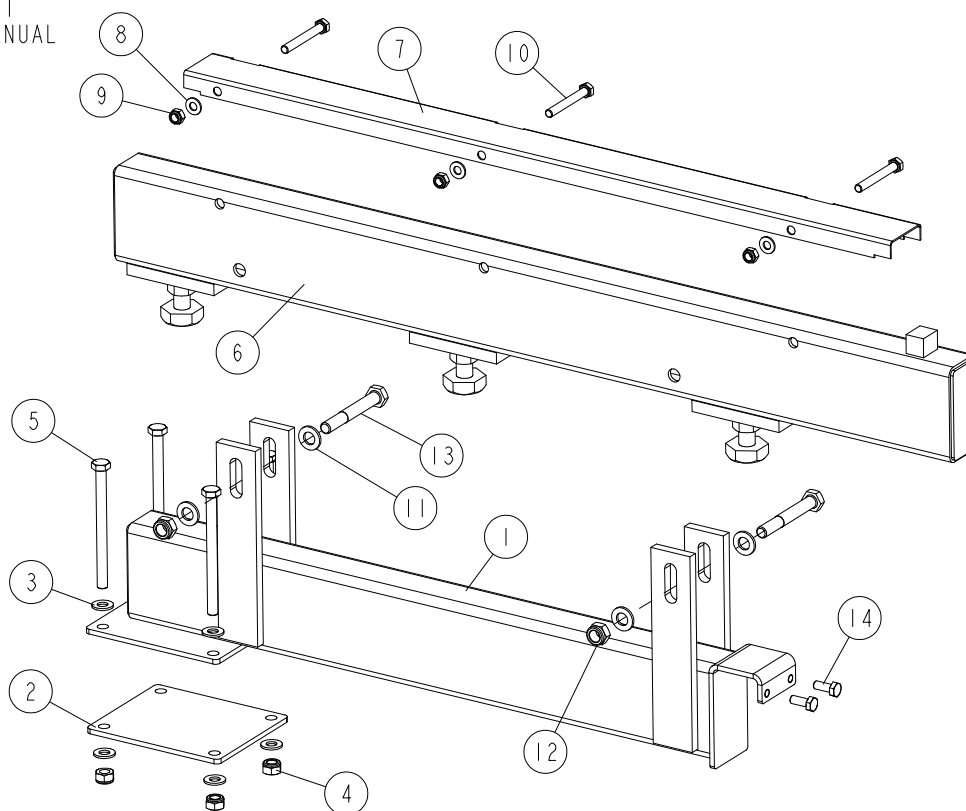
REF.	DESCRIPTION (◆ Indicates Parts Available in Assemblies Only)	PART #	QTY
-	ADDITIONAL ANGLED BED RAIL (LONG) - COMPLETE	545592	1
1	SUPPORT, ADDITIONAL BED RAIL	545591-1	1
2	PLATE, MOUNT	087055-1	1
3	WASHER, 10.5 FLAT ZINC	F81055-1	8
4	NUT, M10-8-B HEX NYLON ZINC LOCK	F81033-1	4
5	BOLT, M10X125 8.8 HEX HEAD ZINC	F81003-18	4
6	TUBE, ADDITIONAL BED RAIL	545589-1	1
7	COVER, ADDITIONAL BED RAIL	545594	1
8	WASHER, 8.4 FLAT ZINC F81054-1 16	F81054-1	3
9	NUT, M8-8-B HEX NYLON ZINC LOCK	F81032-2	3
10	BOLT, M8X65 8.8 HEX HEAD FULL THREAD ZINC	F81002-9	3
11	WASHER, 13 FLAT ZINC	F81056-1	4
12	NUT, M12 8 HEX NYLON ZINC LOCK	F81034-2	2
13	BOLT, M12X90 8.8 HEX HEAD ZINC	F81004-2	2
14	BOLT, M8 X 20-8.8-B HEX HEAD FULL THREAD ZINC	F81002-4	2

8 BED FRAME ASSEMBLY

Additional Flat Bed Rail (Long) - Complete

8.3 Additional Flat Bed Rail (Long) - Complete

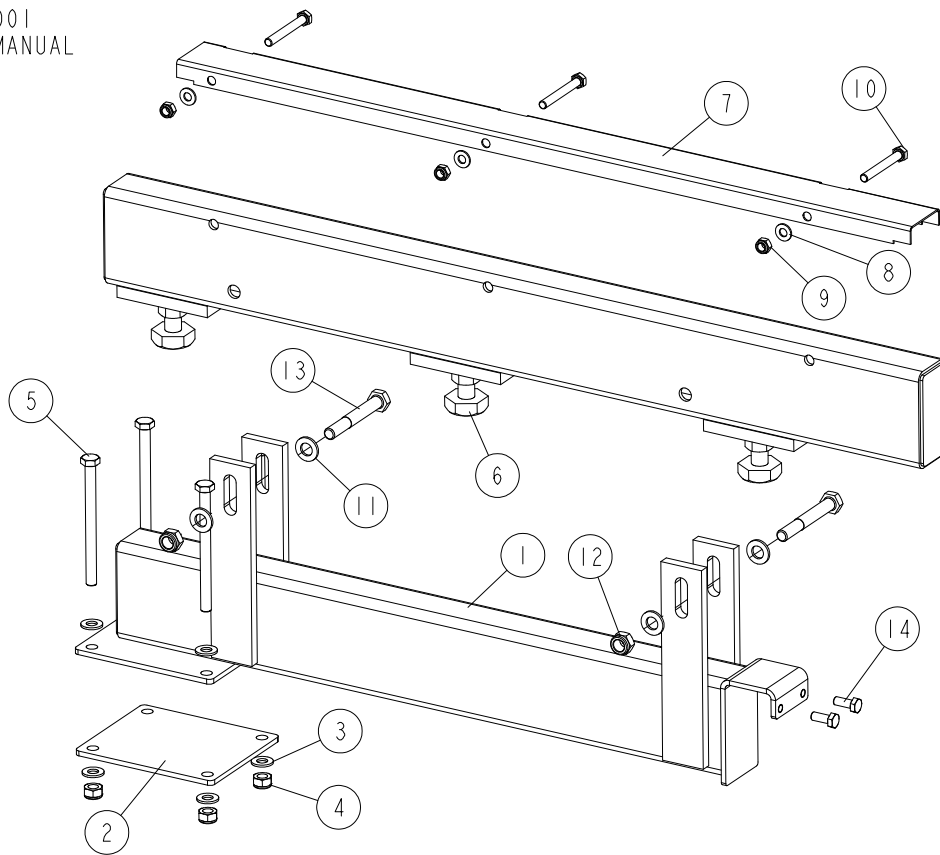
545597_001
545597_MANUAL



REF.	DESCRIPTION (◆ Indicates Parts Available in Assemblies Only)	PART #	QTY
-	ADDITIONAL FLAT BED RAIL (LONG) - COMPLETE	545597	1
1	SUPPORT, ADDITIONAL BED RAIL	545591-1	1
2	PLATE, MOUNT	087055-1	1
3	WASHER, 10.5 FLAT ZINC	F81055-1	8
4	NUT, M10-8-B HEX NYLON ZINC LOCK	F81033-1	4
5	BOLT, M10X125 8.8 HEX HEAD ZINC	F81003-18	4
6	TUBE, ADDITIONAL BED RAIL	545595-1	1
7	COVER, ADDITIONAL BED RAIL	099124	1
8	WASHER, 8.4 FLAT ZINC F81054-1 16	F81054-1	3
9	NUT, M8-8-B HEX NYLON ZINC LOCK	F81032-2	3
10	BOLT, M8X65 8.8 HEX HEAD FULL THREAD ZINC	F81002-9	3
11	WASHER, 13 FLAT ZINC	F81056-1	4
12	NUT, M12 8 HEX NYLON ZINC LOCK	F81034-2	2
13	BOLT, M12X90 8.8 HEX HEAD ZINC	F81004-2	2
14	BOLT, M8 X 20-8.8-B HEX HEAD FULL THREAD ZINC	F81002-4	2

8.4 Additional Flat Bed Rail (Short) - Complete

545645_001
 545645_MANUAL



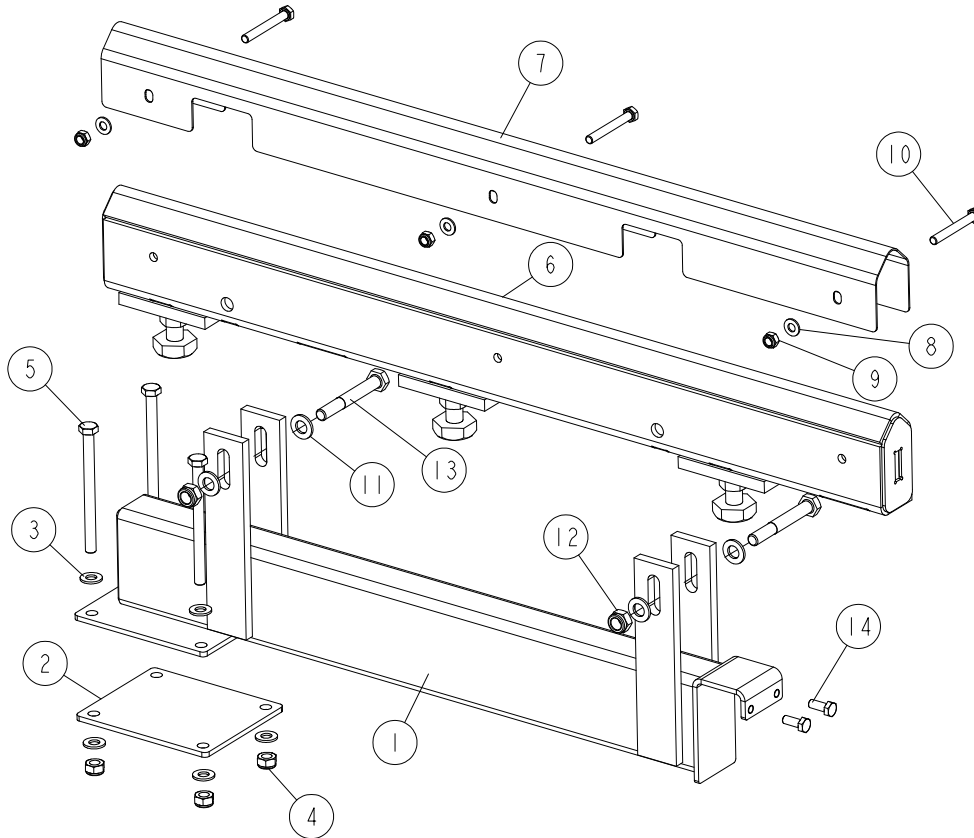
REF.	DESCRIPTION (◆ Indicates Parts Available in Assemblies Only)	PART #	QTY
-	ADDITIONAL FLAT BED RAIL (SHORT) - COMPLETE	545645	1
1	SUPPORT, ADDITIONAL BED RAIL	545591-1	1
2	PLATE, MOUNT	087055-1	1
3	WASHER, 10.5 FLAT ZINC	F81055-1	8
4	NUT, M10-8-B HEX NYLON ZINC LOCK	F81033-1	4
5	BOLT, M10X125 8.8 HEX HEAD ZINC	F81003-18	4
6	TUBE, ADDITIONAL BED RAIL	545643-1	1
7	COVER, ADDITIONAL BED RAIL	099124	1
8	WASHER, 8.4 FLAT ZINC F81054-1 16	F81054-1	3
9	NUT, M8-8-B HEX NYLON ZINC LOCK	F81032-2	3
10	BOLT, M8X65 8.8 HEX HEAD FULL THREAD ZINC	F81002-9	3
11	WASHER, 13 FLAT ZINC	F81056-1	4
12	NUT, M12 8 HEX NYLON ZINC LOCK	F81034-2	2
13	BOLT, M12X90 8.8 HEX HEAD ZINC	F81004-2	2
14	BOLT, M8 X 20-8.8-B HEX HEAD FULL THREAD ZINC	F81002-4	2

8 BED FRAME ASSEMBLY

Additional Angled Bed Rail (Short) - Complete

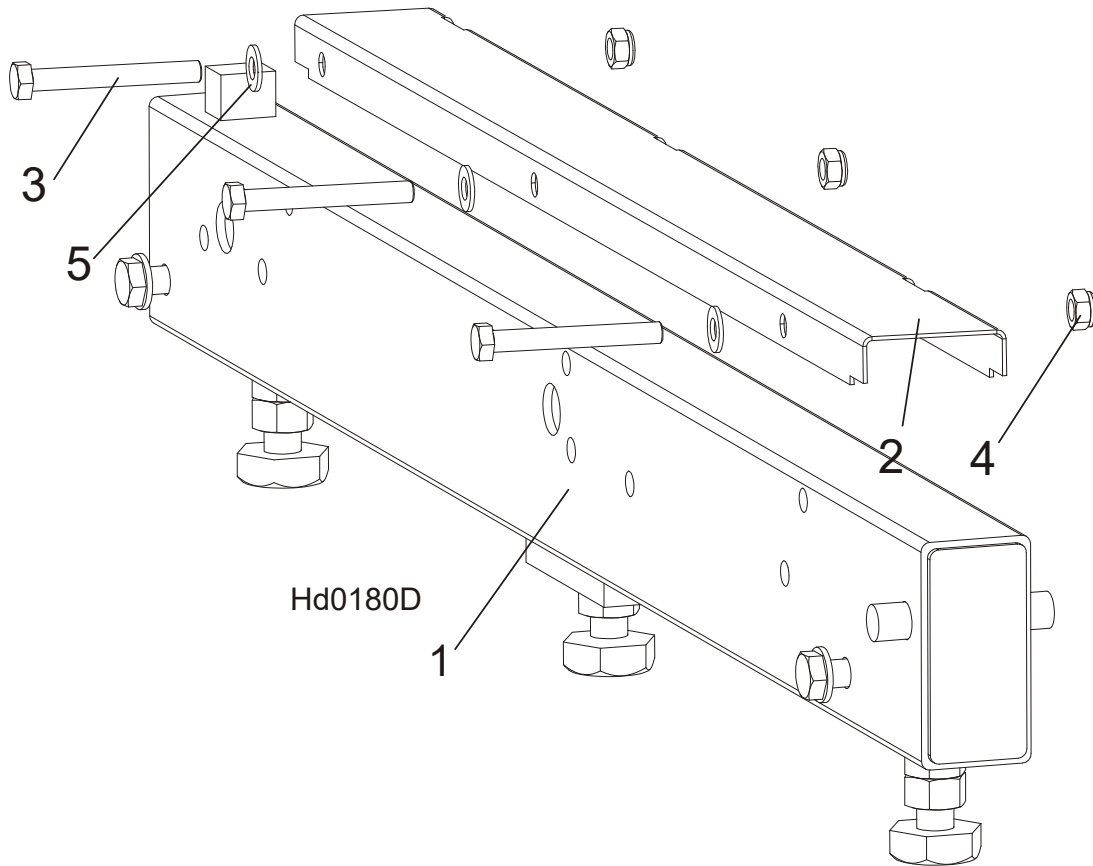
8.5 Additional Angled Bed Rail (Short) - Complete

545632_001
545632_MANUAL



REF.	DESCRIPTION (◆ Indicates Parts Available in Assemblies Only)	PART #	QTY
-	ADDITIONAL ANGLED BED RAIL (SHORT) - COMPLETE	545632	1
1	SUPPORT, ADDITIONAL BED RAIL	545591-1	1
2	PLATE, MOUNT	087055-1	1
3	WASHER, 10.5 FLAT ZINC	F81055-1	8
4	NUT, M10-8-B HEX NYLON ZINC LOCK	F81033-1	4
5	BOLT, M10X125 8.8 HEX HEAD ZINC	F81003-18	4
6	TUBE, ADDITIONAL BED RAIL	545630-1	1
7	COVER, ADDITIONAL BED RAIL	545594	1
8	WASHER, 8.4 FLAT ZINC F81054-1 16	F81054-1	3
9	NUT, M8-8-B HEX NYLON ZINC LOCK	F81032-2	3
10	BOLT, M8X65 8.8 HEX HEAD FULL THREAD ZINC	F81002-9	3
11	WASHER, 13 FLAT ZINC	F81056-1	4
12	NUT, M12 8 HEX NYLON ZINC LOCK	F81034-2	2
13	BOLT, M12X90 8.8 HEX HEAD ZINC	F81004-2	2
14	BOLT, M8 X 20-8.8-B HEX HEAD FULL THREAD ZINC	F81002-4	2

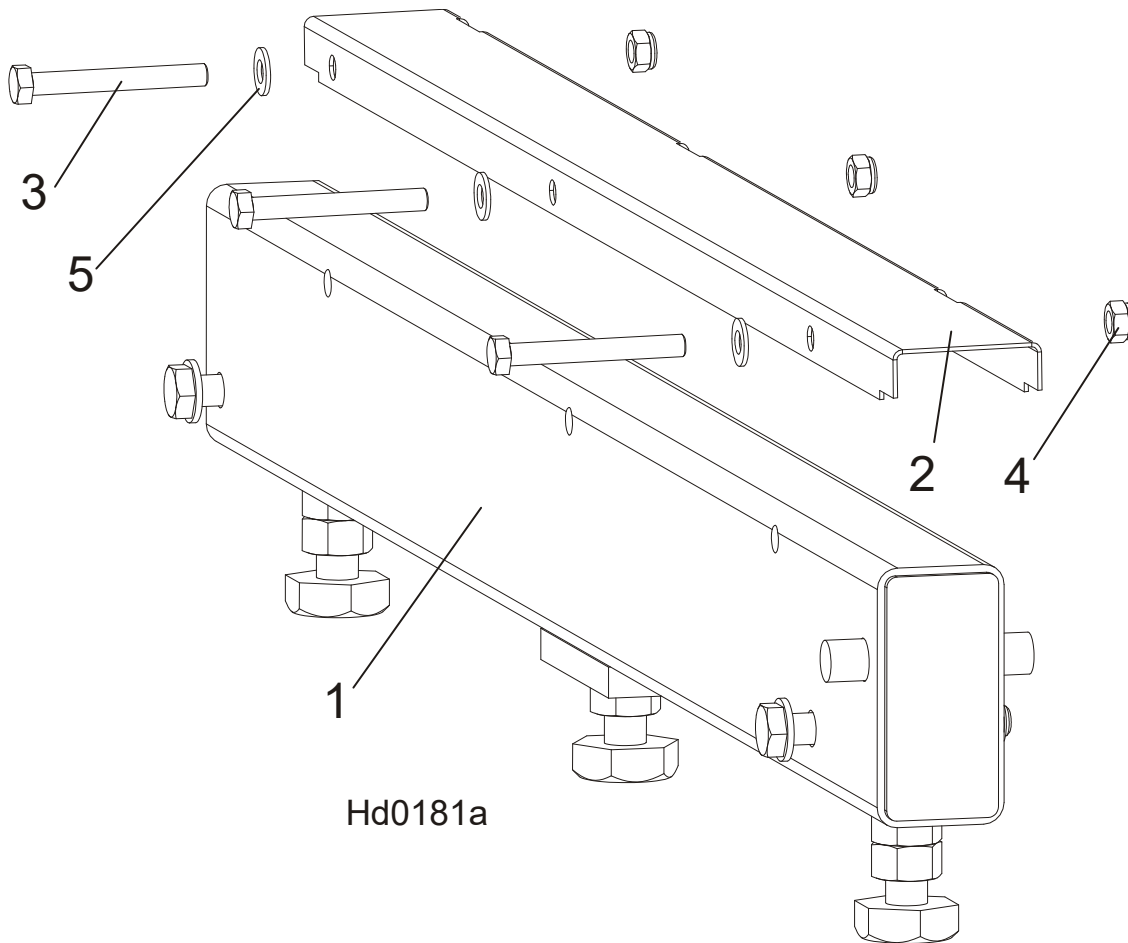
8.6 Rear Bed Rail Assembly



REF.	DESCRIPTION (◆ Indicates Parts Available in Assemblies Only)	PART #	QTY
1	RAIL, BED - 1	091555	1
2	COVER, STAINLESS STEEL	099124	1
3	BOLT, M8X65-5.8 ZINC HEX HEAD	F81002-3	3
4	NUT, M8-8-B HEX NYLON ZINC LOCK	F81032-2	3
5	WASHER, 8.4 FLAT ZINC	F81054-1	3

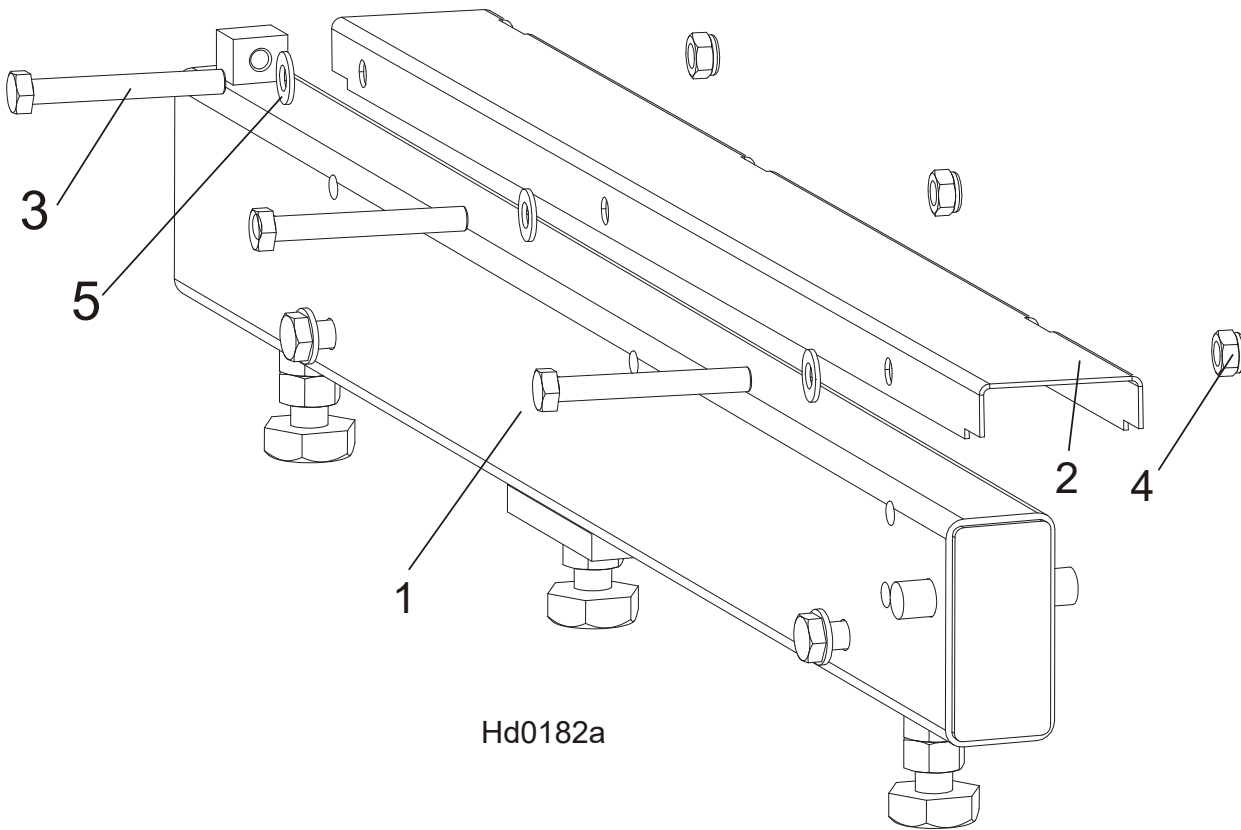
8 **BED FRAME ASSEMBLY**
Front Middle Bed Rail Assembly

8.7 Front Middle Bed Rail Assembly



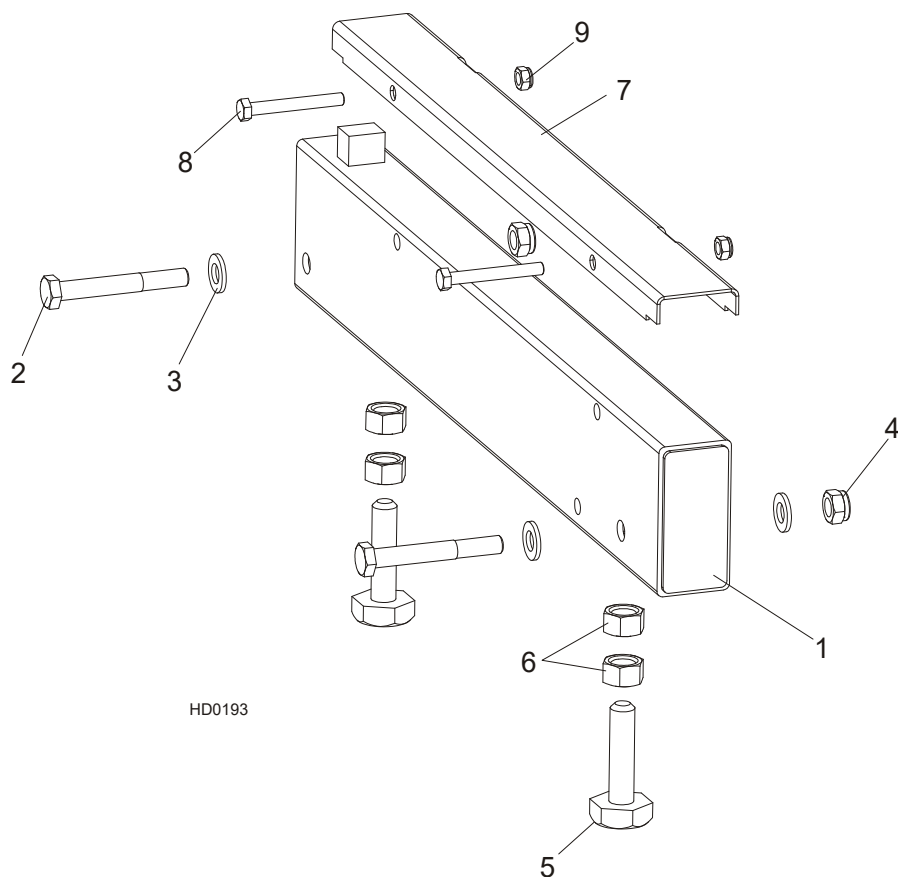
REF.	DESCRIPTION (◆ Indicates Parts Available in Assemblies Only)	PART #	QTY
1	RAIL, BED - 2	091556	1
2	COVER, STAINLESS STEEL	099124	1
3	BOLT, M8X65-5.8 ZINC HEX HEAD	F81002-3	3
4	NUT, M8-8-B HEX NYLON ZINC LOCK	F81032-2	3
5	WASHER, 8.4 FLAT ZINC	F81054-1	3

8.8 Rear Middle Bed Rail Assembly



REF.	DESCRIPTION (◆ Indicates Parts Available in Assemblies Only)	PART #	QTY
1	RAIL, BED - 3	091557	1
2	COVER, STAINLESS STEEL	099124	1
3	BOLT, M8X65-5.8 ZINC HEX HEAD	F81002-3	3
4	NUT, M8-8-B HEX NYLON ZINC LOCK	F81032-2	3
5	WASHER, 8.4 FLAT ZINC	F81054-1	3

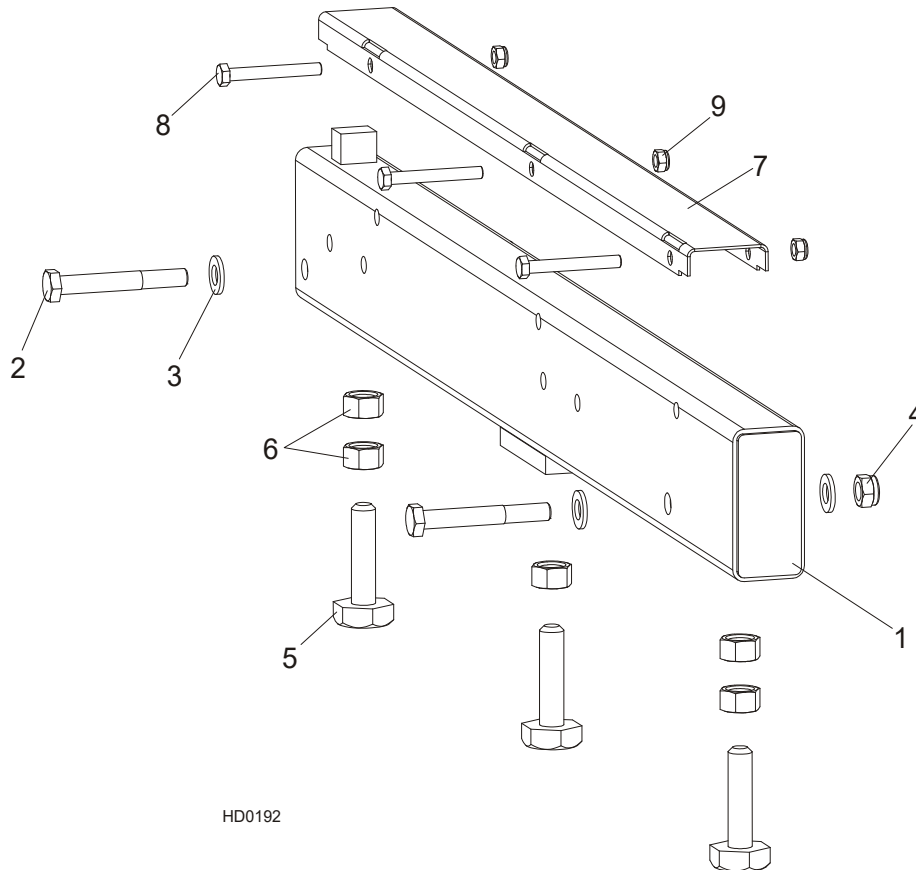
8.9 Bed Rail Assembly, Front (LT70M Super)



REF	DESCRIPTION (◆ Indicates Parts Available In Assemblies Only)	PART #	QTY.
1	ŁÓŻE KŁODY PRZEDNIE - LT70M SUPER	095646	1
2	Bolt, M12 x 90-8.8 Hex Head	F81004-2	2
3	Washer, 13 SAE Flat	F81056-1	4
4	Nut, M12-8 Hex Nylon Lock	F81034-2	2
5	Bolt, M16 Bed Rail Adjustment	086809	2
6	Nut, M16-5-B Hex Head Zinc	F81036-5	4
7	COVER, 22.75 SS LT50 PIVOT	S13012 ¹	1
8	BOLT, M8X65-5.8 HEX HEAD ZINC	F81002-3	2
9	NUT, M8-8-B HEX NYLON ZINC LOCK	F81032-2	2

¹ Należy do zespołu 096477.

8.10 Bed Rail Assembly, Middle (LT70M Super)



REF	DESCRIPTION (◆ Indicates Parts Available In Assemblies Only)	PART #	QTY.
1	ŁOŻE ŚRODKOWE KŁODY - LT70M SUPER	096478	1(4)
	ŁOŻE ŚRODKOWE KŁODY Z OTWOREM - LT70M SUPER	096993	1
	ŁOŻE ŚRODKOWE KŁODY DO POWER ROLKI - LT70M SUPER	095650	1
2	Bolt, M12 x 90-8.8 Hex Head	F81004-2	2
3	Washer, 13 SAE Flat	F81056-1	4
4	Nut, M12-8 Hex Nylon Lock	F81034-2	2
5	Bolt, M16 Bed Rail Adjustment	086809	3
6	Nut, M16-5-B Hex Head Zinc	F81036-5	5
7	COVER, STAINLESS STEEL BED RAIL	S09944 ¹	1
8	BOLT, M8X65-5.8 HEX HEAD ZINC	F81002-3	3
9	NUT, M8-8-B HEX NYLON ZINC LOCK	F81032-2	3

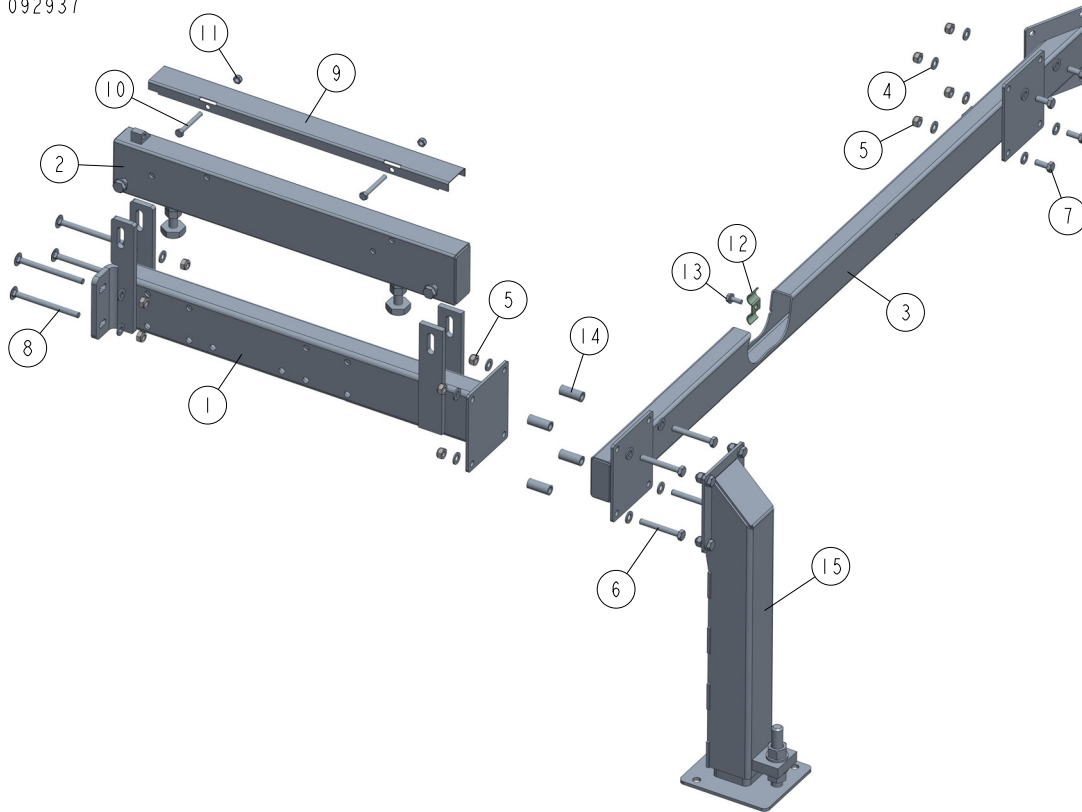
¹ Należy do zespołu 096477.

8 BED FRAME ASSEMBLY

Front Clamp Mount Assembly (A/DH5/7)

8.11 Front Clamp Mount Assembly (A/DH5/7)

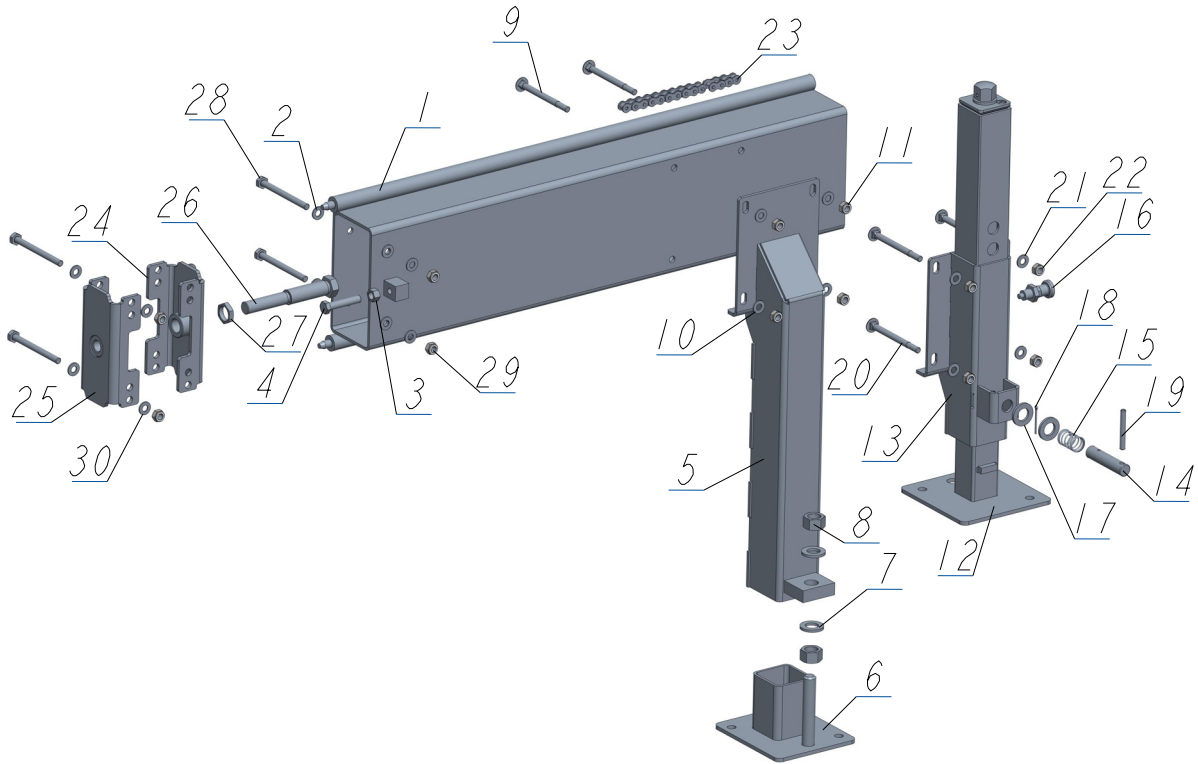
092937_001
092937



REF	DESCRIPTION (u indicates parts available in assemblies only)	PART #	QTY
-	CLAMP MOUNT ASSEMBLY - FRONT	092937	1
1	BED RAIL ASSEMBLY, FRONT	092903-1	1
2	RAIL, AH5/DH5 BED	095131-1	1
3	TUBE WELDMENT, BED FRONT	092904-1	1
4	WASHER, 10.5 FLAT ZINC	F81055-1	20
5	NUT, M10-8-B NYLON HEX ZINC LOCK	F81033-1	12
6	BOLT, M10X75-8.8 HEX HEAD ZINC	F81003-15	4
7	BOLT, M10X25-8.8 HEX HEAD FULL THREAD ZI	F81003-11	4
8	BOLT, M10X125 8.8 CARRIAGE ZINC	F81003-34	4
9	COVER, PIVOT BED RAIL	099123	1
10	BOLT, M8X65 5.8 HEX HEAD ZINC	F81002-3	2
11	NUT, M8-8-B HEX NYLON ZINC LOCK	F81032-2	2
12	PLATE, 1/4 HOSE CLAMP	S09245	2
13	BOLT, 5/16-18 X 3/4 SELF-TAPPING	F05015-30	2
14	BUSHING, ZINC-PLATED SPACER	095427-1	4
15	LEG, LEFT STATIONARY ADJUSTABLE	501639	1

8.12 Bed Extension LT70 (0.9m) - Complete

540139_70_001_B
 540139_70_MANUAL



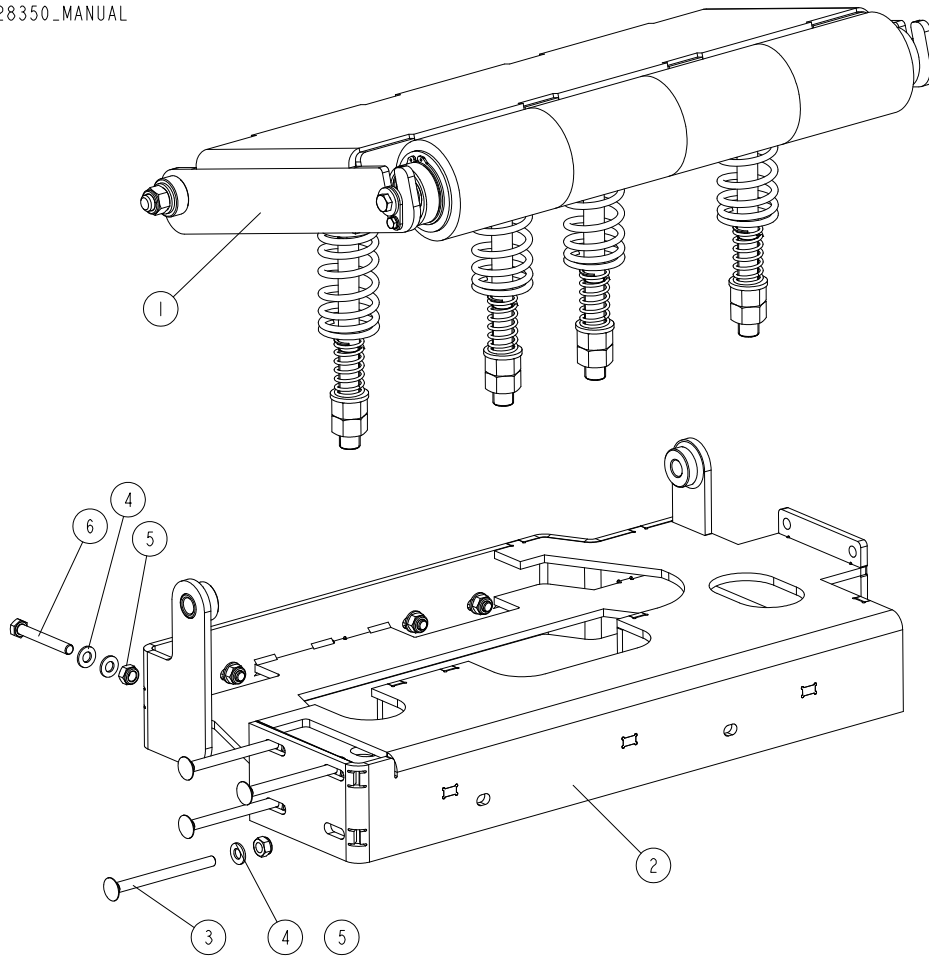
REF	DESCRIPTION (u indicates parts available in assemblies only)	PART #	QTY
-	EXTENSION, LT70 (0.9M) TRACK RAIL - COMP	540139-70	1
1	TUBE WELDMENT, 0.9M W/RODS	540138-1	1
2	WASHER, 10.5 FLAT ZINC	F81055-1	4
3	NUT, M12-8 ZINC	F81034-1	1
4	BOLT M12X60-8 HEX HEAD FULL THREAD ZINC	F81004-51	1
-	LEG, RIGHT ADJUSTABLE STATIONARY	501640	1
5	LEG, MAIN TUBE (HIGH)	507620-1	1
6	FOOT	586948-1	1
7	WASHER, 21 FLAT ZINC	F81059-2	2
8	NUT, M20-8 HEX ZINC	F81037-1	2
9	BOLT, M10X120 8.8 CARRIAGE ZINC	F81003-33	4
10	WASHER, 10.5 FLAT ZINC	F81055-1	4
11	NUT, M10-8-B NYLON HEX ZINC LOCK	F81033-1	4
-	LEG, COMPLETE FINE ADJUST OUTRIGGER	094584	1
12	FINE ADJUST OUTRIGGER LEG	093589	1
13	GUIDE, FINE ADJUST OUTRIGGER LEG	506114-1	1
14	PIN, OUTRIGGER PULL	087012-1	1
15	SPRING, ZINC	087040	1
16	PIN, DETENT	090197	1
17	WASHER, 21 FLAT ZINC	F81059-2	2

BED FRAME ASSEMBLY*Bed Extension LT70 (0.9m) - Complete*

REF	DESCRIPTION (u indicates parts available in assemblies only)	PART #	QTY	
18	PIN, S-ZN 4X25 COTTER	F81043-2	1	
19	PIN 8X65 ROLL	F81046-1	1	
20	BOLT, M10X120 8.8 CARRIAGE ZINC	F81003-33	4	
21	WASHER, 10.5 FLAT ZINC	F81055-1	4	
22	NUT, M10-8-B NYLON HEX ZINC LOCK	F81033-1	4	
23	CHAIN, 0.9M LT70	540147	1	
-	BRACE KIT BX	501340	1	
24	CONNECTOR, BX (M24) - WLDMT/PTD	500989-1	1	
25	CONNECTOR, BX (M20) - WLDMT/PTD.	501339-1	1	
26	BOLT, ZINC SPECIAL	087188-1	1	
27	NUT, M24X2 ZINC SPECIAL	087626-1	1	
28	BOLT, M10 X 115-8.8 HEX HEAD ZINC	F81003-19	4	
29	NUT, M10-8-B NYLON HEX ZINC LOCK	F81033-1	4	
30	WASHER, 10.5 FLAT ZINC	F81055-1	8	

8.13 Board Removal Bumper, "M" Frame (No. 528350)

528350_001
528350_MANUAL



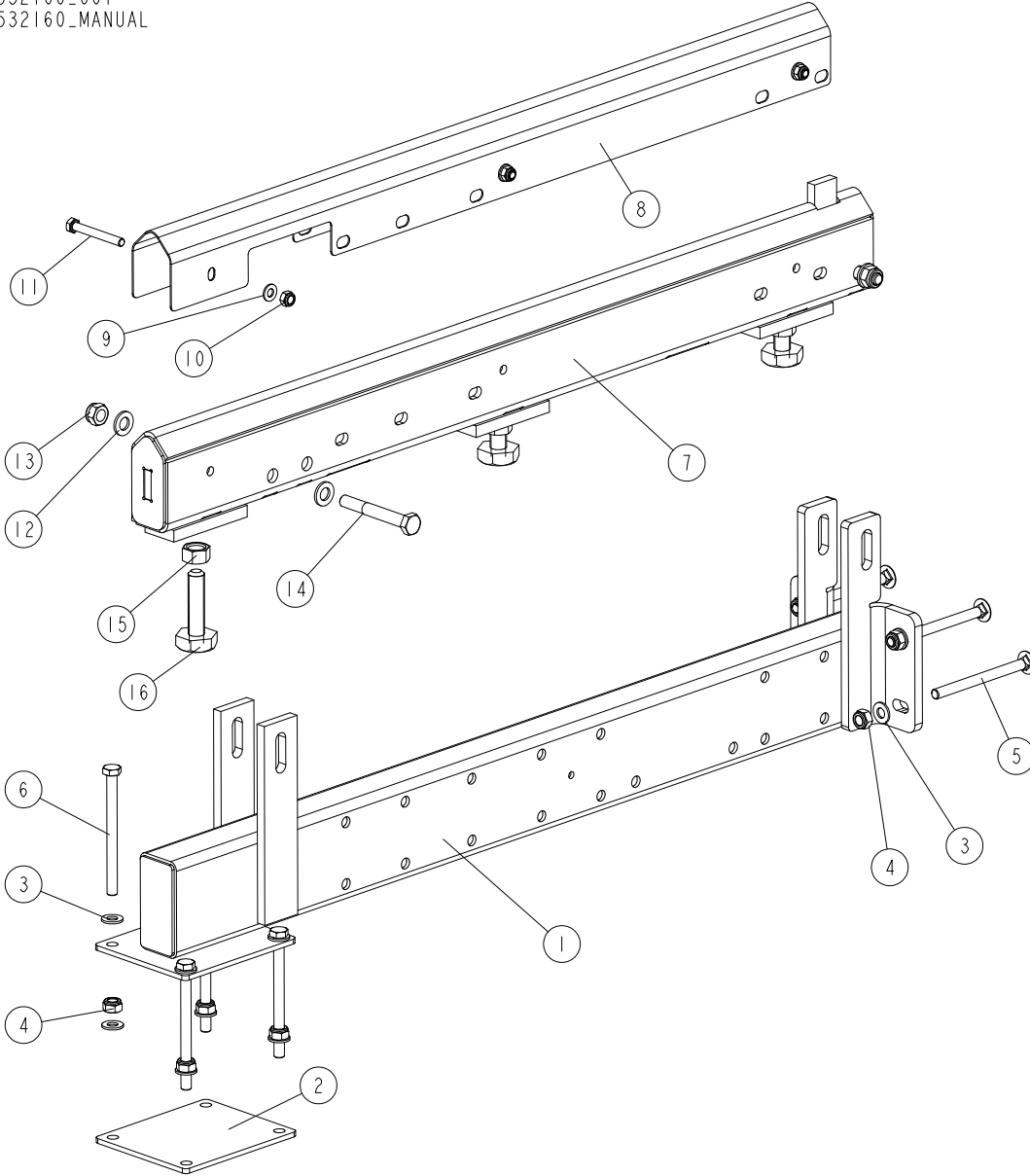
REF.	DESCRIPTION (◆ Indicates Parts Available in Assemblies Only)	PART #	QTY
	BUMPER, BOARD REMOVAL - COMPLETE (FOR M FRAME)	528350	1
1	ROLLER, BOARD REMOVAL BUMPER (M/S FRAME)	527049	1
2	FRAME, BOARD REMOVAL BUMPER	529773-1	1
3	BOLT, M10X125 8.8 CARRIAGE ZINC	F81003-34	4
4	WASHER, 10.5 FLAT ZINC	F81055-1	12
5	NUT, M10-8-B HEX NYLON ZINC LOCK	F81033-1	8
6	BOLT, M10X75-8.8 HEX HEAD ZINC	F81003-15	4

8 BED FRAME ASSEMBLY

Angled Bed Rail ("S" Type Frame)

8.14 Angled Bed Rail ("S" Type Frame)

532160_001
532160_MANUAL



REF.	DESCRIPTION (◆ Indicates Parts Available in Assemblies Only)	PART #	QTY
-	RAIL, "S" TYPE FRAME ADDITIONAL ANGLED - COMPLETE	532160	1
1	TUBE, ADDITIONAL BED RAIL SUPPORT ("S" FRAME)	531249-1	1
2	PLATE, MOUNT	087055-1	1
3	WASHER, 10.5 FLAT ZINC	F81055-1	12
4	NUT, M10-8-B HEX NYLON ZINC LOCK	F81033-1	8
5	BOLT, M10X125 8.8 CARRIAGE ZINC	F81003-34	4
6	BOLT, M10X125 8.8 HEX HEAD ZINC	F81003-18	4
7	RAIL, ADJUSTABLE ANGLED	521930	1
8	COVER, BED RAIL ("M-SUPER" & "L" FRAMES)	522979	1

BED FRAME ASSEMBLY

Angled Bed Rail ("S" Type Frame)



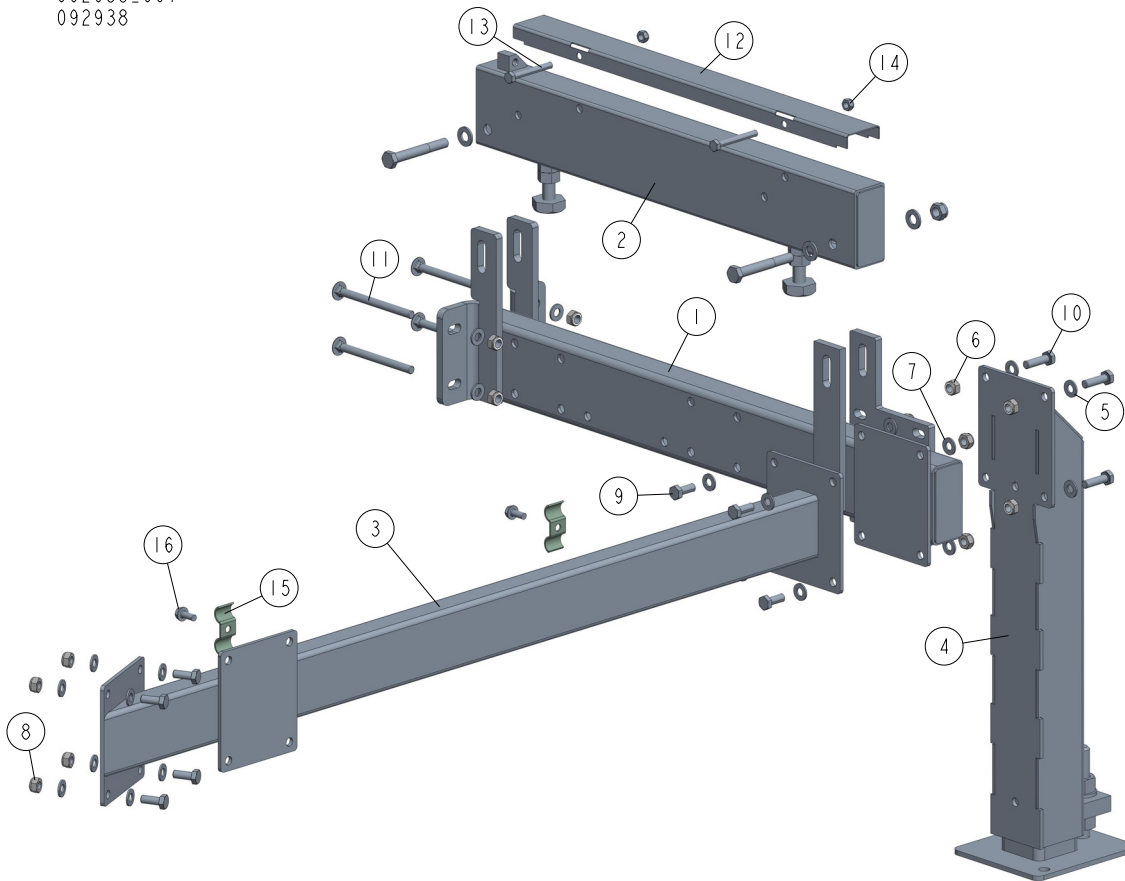
REF.	DESCRIPTION (◆ Indicates Parts Available in Assemblies Only)	PART #	QTY	
9	WASHER, 8.4 FLAT ZINC	F81054-1	3	
10	NUT, M8-8-B HEX NYLON ZINC LOCK	F81032-2	3	
11	BOLT, M8X65 8.8 HEX HEAD FULL THREAD ZINC	F81002-9	3	
12	WASHER, 13 FLAT ZINC	F81056-1	4	
13	NUT, M12 8 HEX NYLON ZINC LOCK	F81034-2	2	
14	BOLT, M12X90 8.8 HEX HEAD ZINC	F81004-2	2	
-	BOLT W/NUT (M16 BOLT & NUT)	516629	3	
15	NUT, M16 5.8 HEX	F81036-5	1	
16	BOLT, M16	505006	1	

8 BED FRAME ASSEMBLY

Clamp Mount Rear (A/DH5/7)

8.15 Clamp Mount Rear (A/DH5/7)

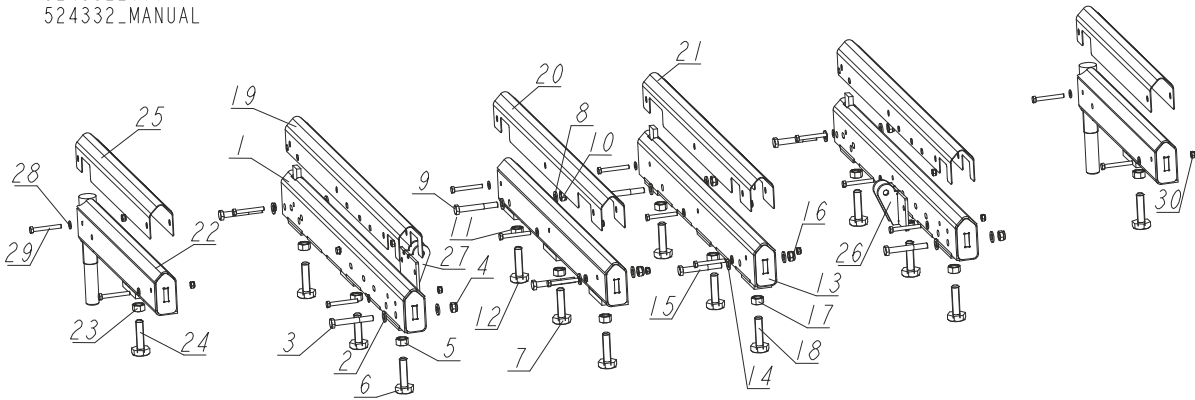
092938_001
092938



REF	DESCRIPTION (u indicates parts available in assemblies only)	PART #	QTY
-	CLAMP MOUNT ASSEMBLY - REAR	092938	1
1	BED RAIL ASSEMBLY, REAR	092902-1	1
2	RAIL, AH5/DH5 BED	095131-1	1
3	TUBE WELDMENT, BED REAR	092907-1	1
-	LEG, LEFT STATIONARY ADJUSTABLE	501639	1
4	TUBE WELDMENT, ADJUSTABLE LEG	507715-1	1
5	WASHER, 10.5 FLAT ZINC	F81055-1	4
6	NUT, M10-8-B NYLON HEX ZINC LOCK	F81033-1	4
7	WASHER, 10.5 FLAT ZINC	F81055-1	20
8	NUT, M10-8-B NYLON HEX ZINC LOCK	F81033-1	12
9	BOLT, M10X25-8.8 HEX HEAD FULL THREAD ZI	F81003-11	8
10	BOLT, M10X35 - 8.8 HEX HEAD FULL THREAD	F81003-17	4
11	BOLT, M10X125 8.8 CARRIAGE ZINC	F81003-34	4
12	COVER, PIVOT BED RAIL	099123	1
13	BOLT, M8X65 5.8 HEX HEAD ZINC	F81002-3	2
14	NUT, M8-8-B HEX NYLON ZINC LOCK	F81032-2	2
15	PLATE, 1/4 HOSE CLAMP	S09245	2
16	BOLT, 5/16-18 X 3/4 SELF-TAPPING	F05015-30	2

8.16 Angled Bed Rails, "M" Frame

524332_001
 524332_MANUAL



REF	DESCRIPTION (◆ indicates parts available in assemblies only)	PART #	QTY
-	RAIL SET, ANGLED BED - "M" FRAME	524332	1
1	RAIL, BED ADJUSTABLE (1 & 4)	520978-1	2
2	WASHER, 13 FLAT ZINC	F81056-1	4
3	BOLT, M12X90-8.8 HEX HEAD ZINC	F81004-2	2
4	NUT, M12 8 HEX NYLON ZINC LOCK	F81034-2	2
-	M16 BOLT W/NUT	516629	3
5	NUT, M16 5.8 HEX	F81036-5	1
6	BOLT, BED RAIL ADJUSTMENT	505006	1
7	RAIL, BED ADJUSTABLE L=849	520970-1	1
8	WASHER, 13 FLAT ZINC	F81056-1	4
9	BOLT, M12X90-8.8 HEX HEAD ZINC	F81004-2	2
10	NUT, M12 8 HEX NYLON ZINC LOCK	F81034-2	2
-	M16 BOLT W/NUT	516629	3
11	NUT, M16 5.8 HEX	F81036-5	1
12	BOLT, BED RAIL ADJUSTMENT	505006	1
13	RAIL, BED ADJUSTABLE (3)	520974-1	1
14	WASHER, 13 FLAT ZINC	F81056-1	4
15	BOLT, M12X90-8.8 HEX HEAD ZINC	F81004-2	2
16	NUT, M12 8 HEX NYLON ZINC LOCK	F81034-2	2
-	M16 BOLT W/NUT	516629	3
17	NUT, M16 5.8 HEX	F81036-5	1
18	BOLT, BED RAIL ADJUSTMENT	505006	1
19	COVER, BED RAIL	520903	2
20	COVER, MIDDLE BED RAIL - LEFT	521598	1
21	COVER, BED RAIL - RIGHT MIDDLE	521597	1
22	RAIL, BED PIVOT	521595-1	2
-	M16 BOLT & 2 NUTS	093710	1
23	NUT, M16 5.8 HEX	F81036-5	2
24	BOLT, BED RAIL ADJUSTMENT	505006	1
25	COVER, M & S FRAME BED RAIL	520355	2
26	BRACKET, ROLLER MOUNT - LEFT (ANGLED BED RAIL)	524350-1	1
27	BRACKET, ROLLER MOUNT - RIGHT (ANGLED BED RAIL)	524348-1	1



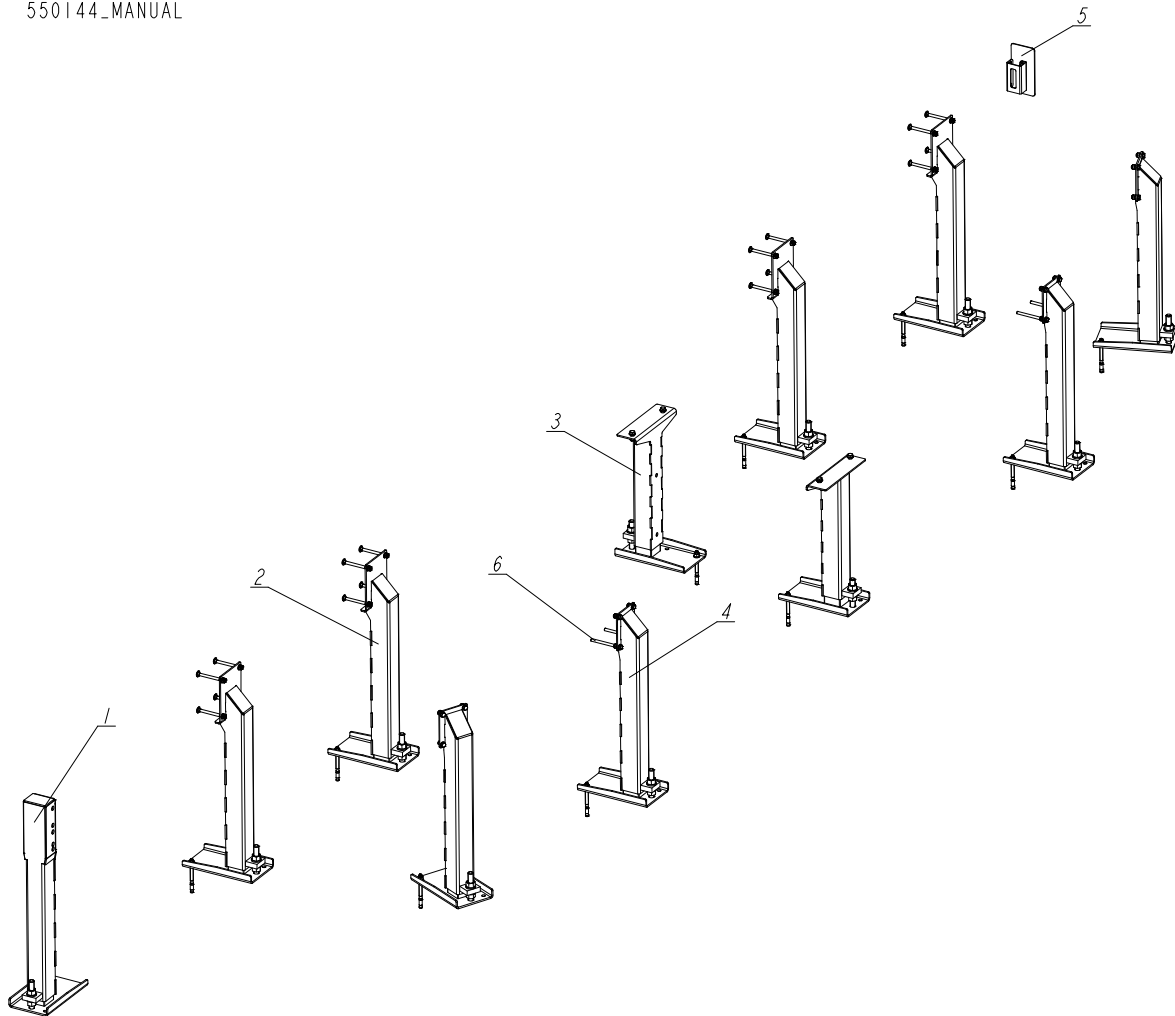
BED FRAME ASSEMBLY

Angled Bed Rails, "M" Frame

REF	DESCRIPTION (◆ indicates parts available in assemblies only)	PART #	QTY	
28	WASHER, 8.4 FLAT ZINC	F81054-1	16	
29	BOLT, M8X65 5.8 HEX HEAD ZINC	F81002-3	16	
30	NUT, M8-8-B HEX NYLON ZINC LOCK	F81032-2	16	

8.17 Stationary Legs, "M" Frame

550144_001
 550144_MANUAL



REF	DESCRIPTION (u indicates parts available in assemblies only)	PART #	QTY
-	STATIONARY LEGS, ADJUSTABLE - "M" FRAME	550144	1
1	LEG, FRONT STATIONARY ADJUSTABLE SEE SECTION 8.49	550138	1
2	LEG, MAIN TUBE HIGH SEE SECTION 8.50	550134	4
3	LEG, MIDDLE STATIONARY ADJUSTABLE SEE SECTION 8.51	550126	2
4	LEG, LEFT STATIONARY ADJUSTABLE SEE SECTION 8.52	550130	4
5	COVER ASSEMBLY, MAIN TUBE SEE SECTION 8.51	093052	1
6	BOLT, M10X125-8.8 HEX HEAD ZINC	F81003-18	4

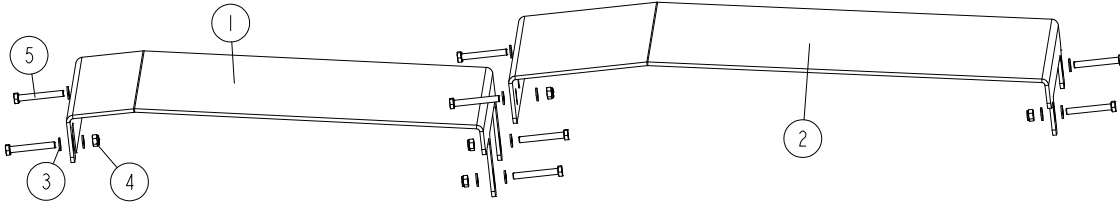


BED FRAME ASSEMBLY

Plate Set, M Type Frame Bed Rail 1-2 & 2-3 (Option)

8.18 Plate Set, M Type Frame Bed Rail 1-2 & 2-3 (Option)

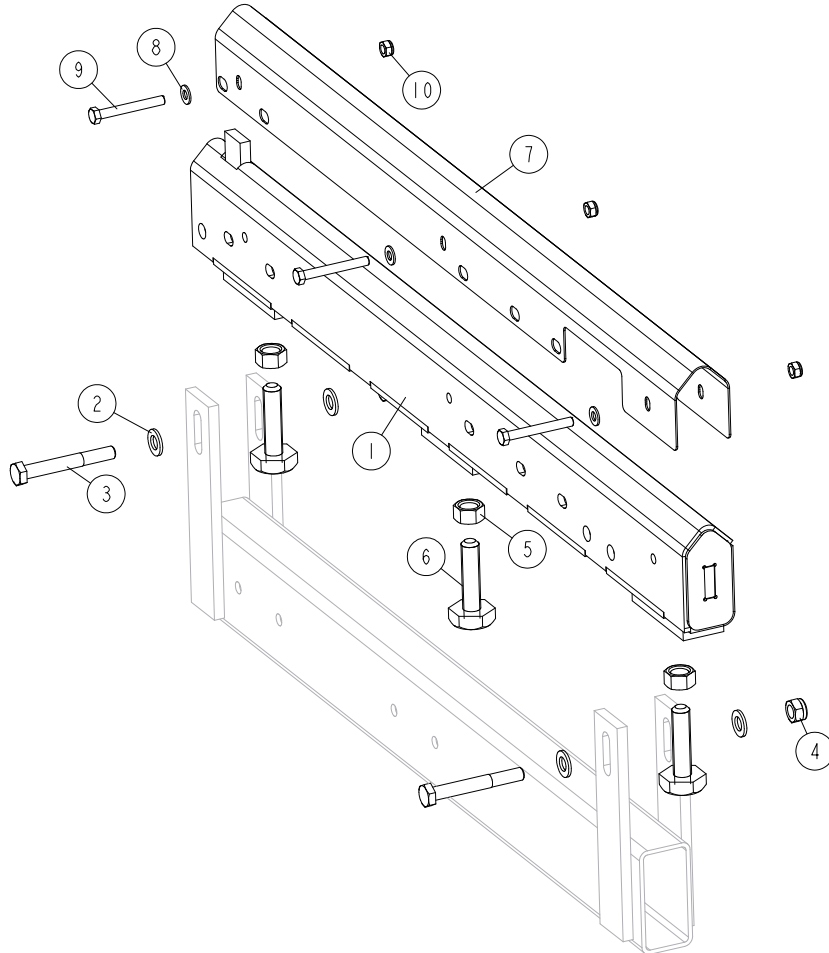
525065_001
525065_MANUAL



REF.	DESCRIPTION (◆ Indicates Parts Available in Assemblies Only)	PART#	QTY
-	PLATE SET, M TYPE FRAME BED RAIL 1-2 & 2-3	525065	1
1	TABLE PLATE, BED RAIL 1-2	525064-1	1
2	TABLE PLATE, BED RAIL 2-3	523804-1	1
3	WASHER, 10.5 FLAT ZINC	F81055-1	16
4	NUT, M10-8-B HEX NYLON ZINC LOCK	F81033-1	8
5	BOLT, M10X75-8.8 HEX HEAD ZINC	F81003-15	8

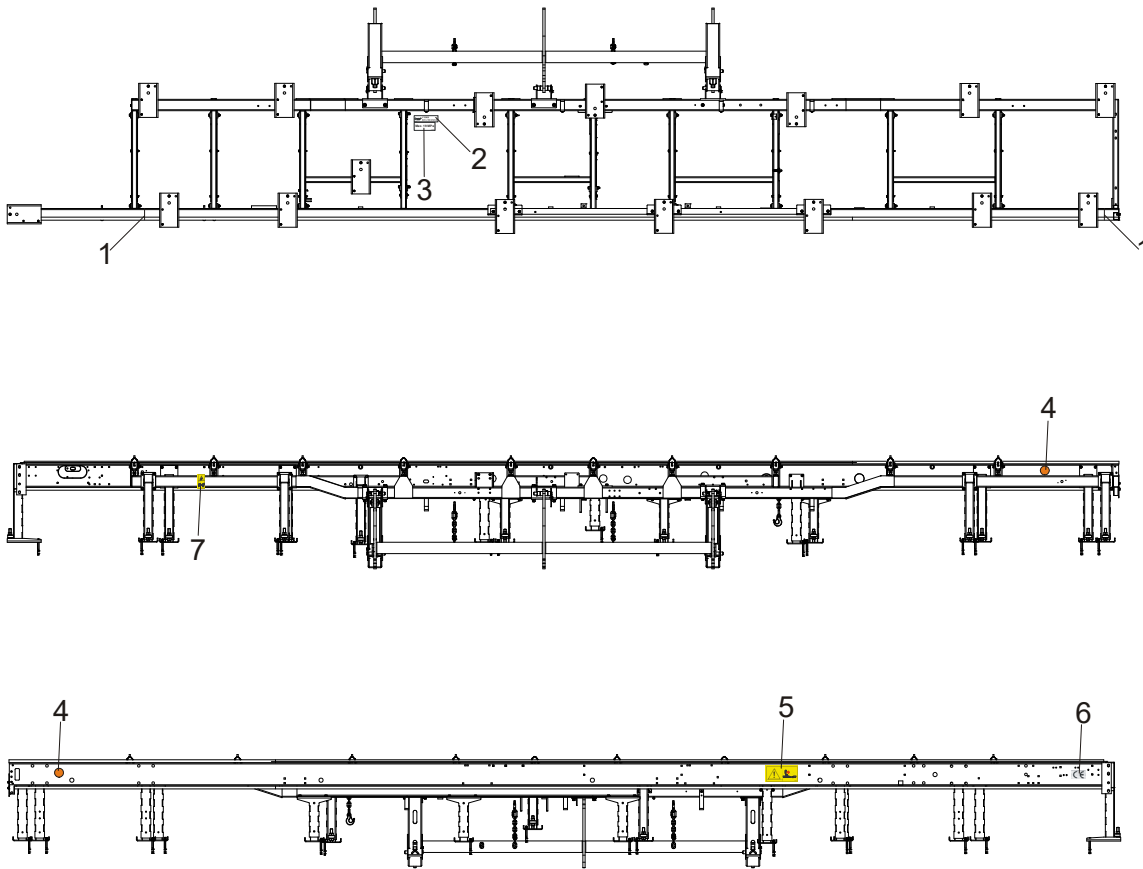
8.19 Angled Bed Rails for "L" Frame

568330_001
 568330



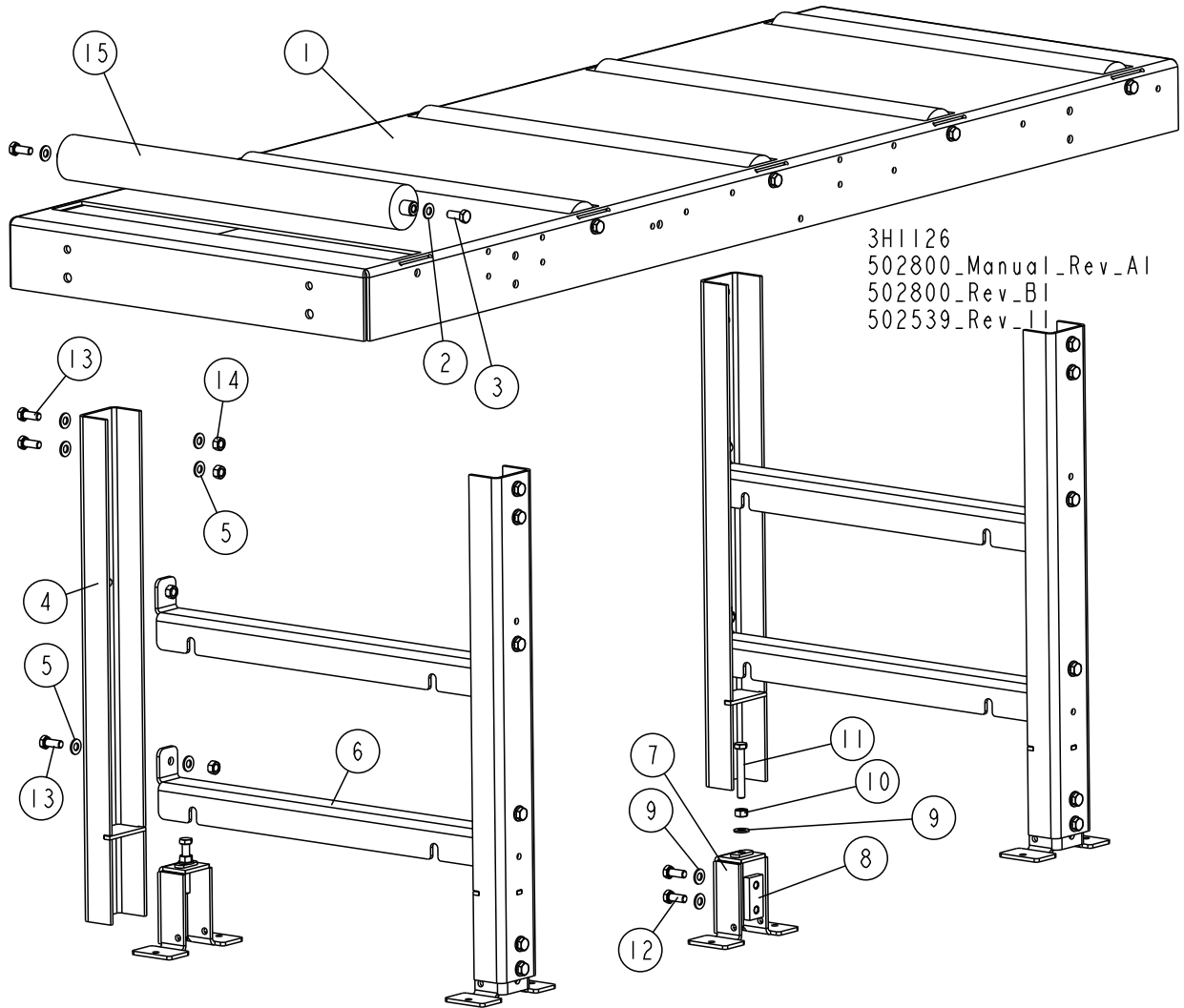
REF	DESCRIPTION (u indicates parts available in assemblies only)	PART #	QTY
1	RAIL, ADJUSTABLE ANGLED	521930	1
2	WASHER, 13 FLAT ZINC	F81056-1	4
3	BOLT, M12X90 8.8 HEX HEAD ZINC	F81004-2	2
4	NUT, M12-8 HEX NYLON ZINC LOCK	F81034-2	2
-	M16 BOLT W/NUT	516629	3
5	NUT, M16 5.8 HEX ZINC	F81036-5	1
6	BOLT, M16 BED RAIL ADJUSTMENT	505006	1
7	COVER, BED RAIL ("M-SUPER" & "L" FRAMES)	522979	1
8	WASHER, 8,4-FLAT ZINC	F81054-1	3
9	BOLT, M8X65-5,8 HEX HEAD ZINC	F81002-3	3
10	NUT, M8-8-B HEX NYLON ZINC LOCK	F81032-2	3

8.20 Bed Frame Decals



REF.	DESCRIPTION (◆ Indicates Parts Available in Assemblies Only)	PART #	QTY
1	DECAL, LOG LENGTH LIMIT	S12051	2
2	DECAL, HYDRAULIC OIL TYPE	096323	1
3	DECAL, HYDRAULIC WORKING PRESSURE	099524	1
4	DECAL, REFLECTOR, 2 DIA YELLOW	P07453	2
5	DECAL, SAWMILL TRAILER CAUTION (PICTOGRAM)	099542	1
6	DECAL, CE CERTIFIED SAWMILL, SMALL	P85070	1
7	DECAL, KEEP AWAY DANGER (PICTOGRAM)	099221	1

8.21 M Frame Long Table



REF.	DESCRIPTION (◆ Indicates Parts Available in Assemblies Only)	PART #	QTY
	TABLE, M FRAME LONG	502539	1
1	TOP, TABLE	512488-1	1
2	WASHER, 10.5 FLAT ZINC	F81055-1	10
3	BOLT, M10X25 8.8 HEX HEAD FULL THREAD ZINC	F81003-11	10
	LEG, TABLE - COMPLETE	501974	2
4	LEG, TABLE	501976	2
5	WASHER, 10.5 FLAT ZINC	F81055-1	15
6	CROSS-BAR, TABLE	500074-1	2
	COMPLETE ADJUSTABLE LEG FOOT	101014	2
7	FOOT, LEG ADJUSTABLE	101022-1	1
8	PLATE, M10 CLAMPING ZINC-PLATED	101242-1	1
9	WASHER, 10.5 FLAT ZINC	F81055-1	3
10	NUT, M10 8 HEX ZINC	F81033-3	1
11	BOLT, M10X70 8.8 HEX HEAD FULL THREAD ZINC	F81003-20	1
12	BOLT, M10X25 8.8 HEX HEAD FULL THREAD ZINC	F81003-11	2

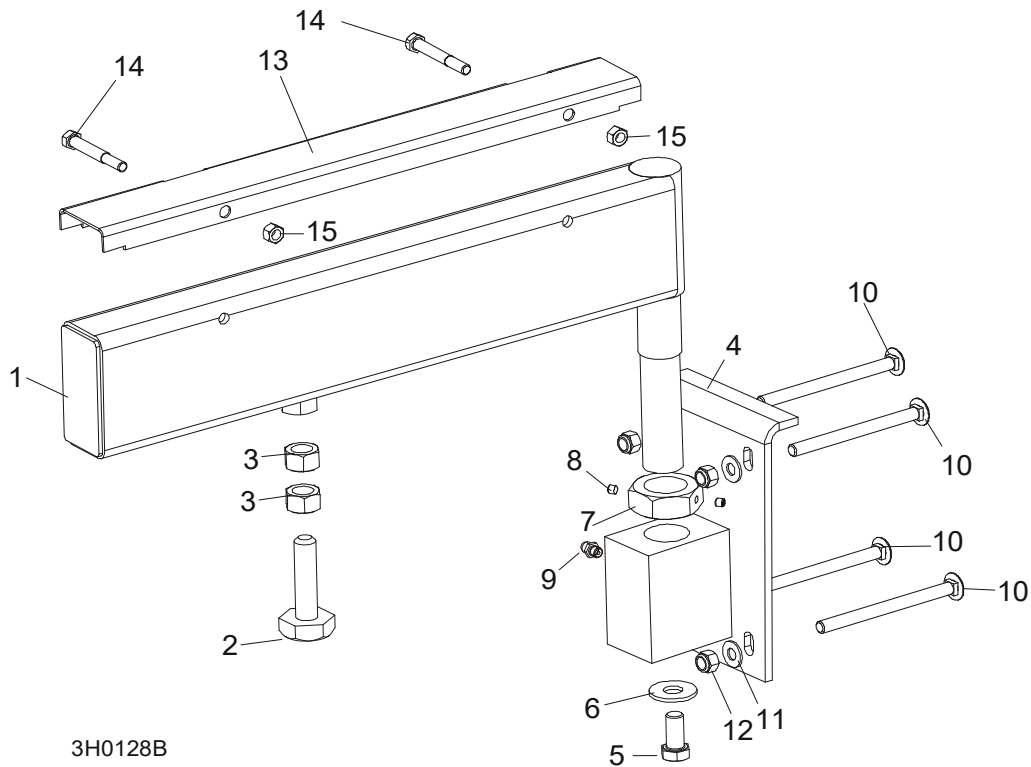


BED FRAME ASSEMBLY

M Frame Long Table

REF.	DESCRIPTION (◆ Indicates Parts Available in Assemblies Only)	PART #	QTY	
13	BOLT, M10X25 8.8 HEX HEAD FULL THREAD ZINC	F81003-11	8	
14	NUT, M10 8 HEX ZINC	F81033-3	8	
15	ROLLER, 63.5/20X590	501090-1	5	

8.22 Pivot Bed Rail Assembly



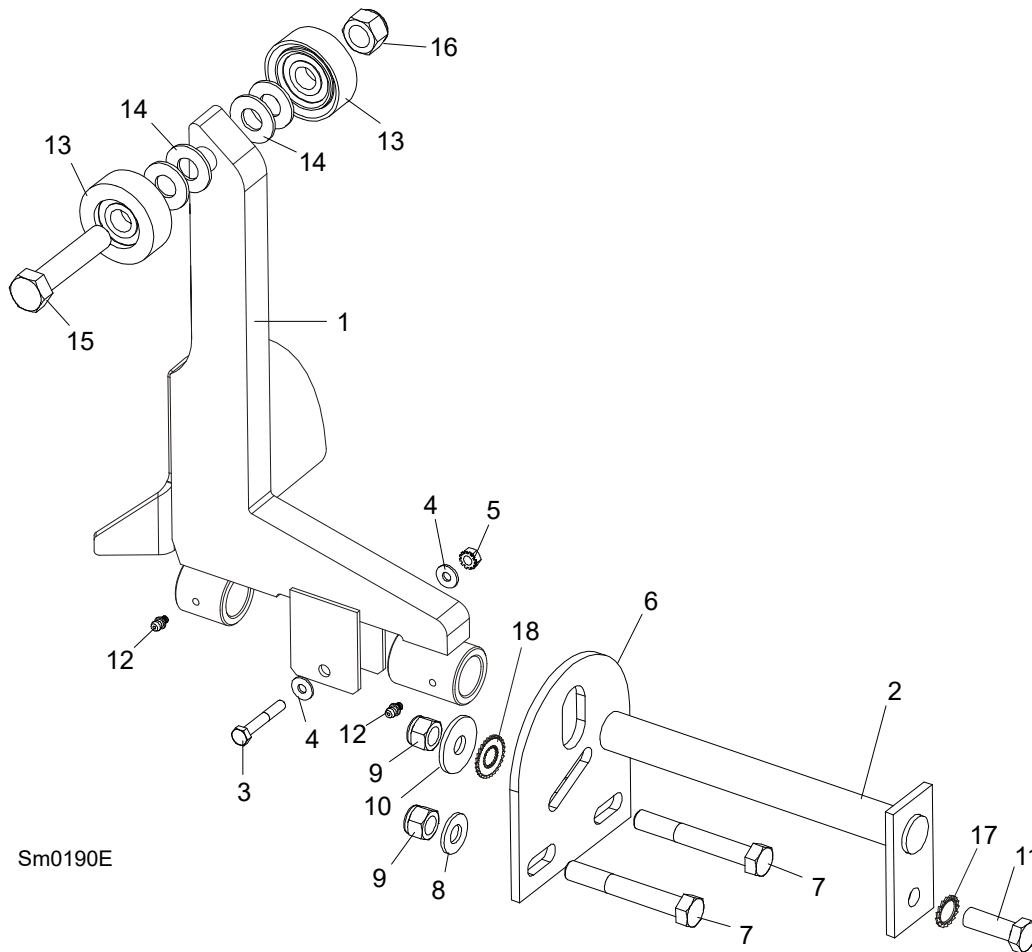
3H0128B

REF.	DESCRIPTION (◆ Indicates Parts Available In Assemblies Only)	PART #	QTY
	PIVOT BED RAIL ASSEMBLY ()	087829	2
	PIVOT BED RAIL ASSEMBLY ()	087855	2
1	Pivot Bed Rail Weldment ()	087852	1
	Pivot Bed Rail Weldment ()	087848	1
	Bolt Assembly, Bed Rail Adjustment		1
2	Bolt, Bed Rail Adjustment	505006	1
3	Nut, M16-5.8 Hex Zinc	F81036-1	2
4	Bracket, Pivot Rail Mounting	087841-1	1
5	Bolt, M12x25-8.8 Hex Head Full Thread Zinc	F81004-31	1
6	Washer, 15 Flat	F05011-52	1
7	Nut, M32x2-04-B Zinc	087975	1
8	Screw, 1/4-28 x 1/4" Brass Tip Set	F05005-42	2
9	Fitting, 3/16" Grease	086280	1
10	BOLT, M10X120 8.8 CARRIAGE ZINC	F81003-33	4
11	WASHER, 10.5 FLAT ZINC	F81055-1	4
12	NUT, M10-8-B HEX NYLON ZINC LOCK	F81033-1	4
	COVER KIT, PIVOT RAIL STAINLESS STEEL ()	015926	2
	COVER KIT, PIVOT RAIL STAINLESS STEEL ()	N/A	2
13	Cover, Stainless Steel Pivot Bed Rail ()	012994	1
	Cover, Stainless Steel Pivot Bed Rail ()	099123	1
14	Bolt, M8x65-5.8 Hex Head Zinc	F81002-3	4
15	Nut, M8-8-B Hex Nylon Zinc Lock	F81032-2	4
	WRENCH, BED RAIL ADJUSTMENT (SEE SECTION 8.32)	015970	1

8 BED FRAME ASSEMBLY

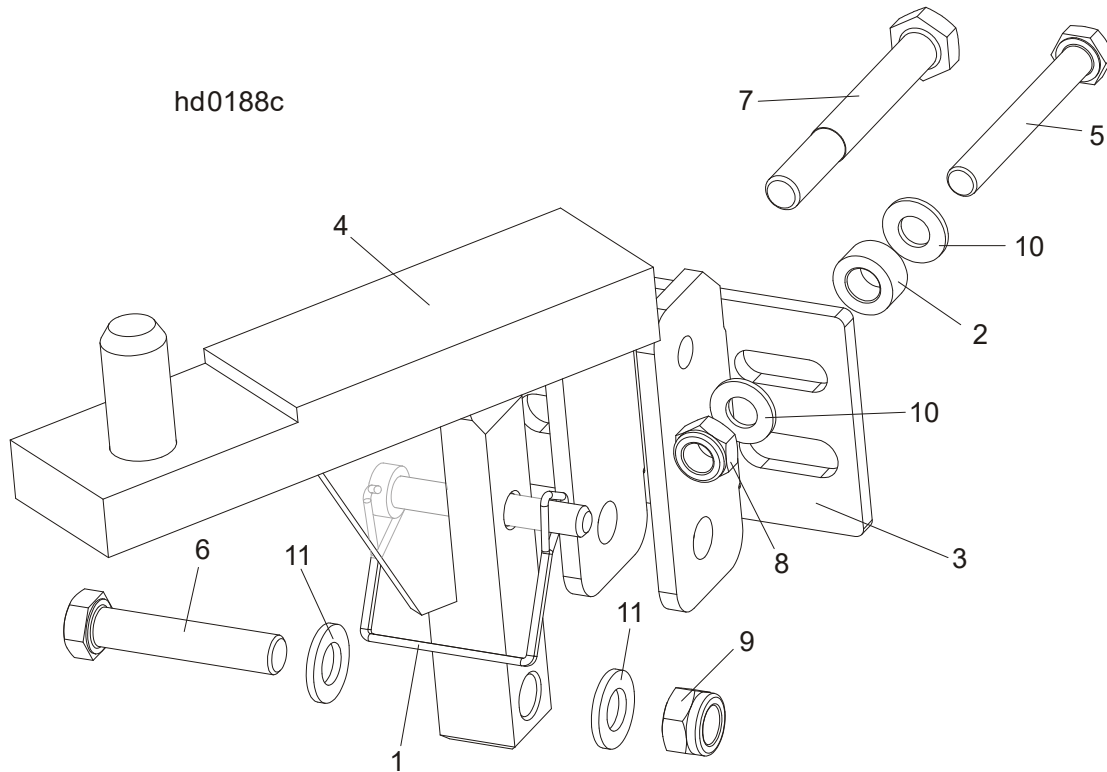
Log Side Support Assembly (Manual)

8.23 Log Side Support Assembly (Manual)



REF.	DESCRIPTION (◆ Indicates Parts Available In Assemblies Only)	PART #	QTY
1	SUPPORT, LOG SIDE W/GUARD	099785-1	1
2	PIN, LOG SIDE SUPPORT PIVOT	091549-1	1
3	BOLT, M8X45-8.8 HEX HEAD FULL THREAD ZINC	F81002-14	1
4	WASHER, 8.4 FLAT ZINC	F81054-1	2
5	NUT, M8-8-B HEX NYLON ZINC LOCK	F81032-2	1
6	PLATE, LOG SIDE SUPPORT END	091591-1	1
7	BOLT, M12 X 90-8.8 HEX HEAD ZINC	F81004-2	2
8	WASHER, 13 FLAT ZINC	F81056-1	2
9	NUT, M12-8 HEX NYLON ZINC LOCK	F81034-2	3
10	WASHER, .5" X 1.63" X 11" GA.	086184	1
11	BOLT, M12 X 35-8.8 HEX HEAD FULL THREAD ZINC	F81004-24	1
12	FITTING, 3/16" GREASE	P04107	2
13	ROLLER ASSEMBLY, SIDE SUPPORT	015014-1	2
14	WASHER, 17 FLAT ZINC	F81058-1	2
15	BOLT, M16X65-8.8-B HEX HEAD FULL THREAD ZINC	F81006-1	1
16	NUT, M16-8 HEX NYLON ZINC LOCK	F81036-2	1
17	WASHER, SPECIAL BOSART/2S, BN781 M12/13	F81056-16	1
18	WASHER, SPECIAL BOSART/2S M12/12.3/30.3	F81056-17	1
	INSTRUCTION SHEET, SIDE SUPPORT ROLLER	015109-526	1

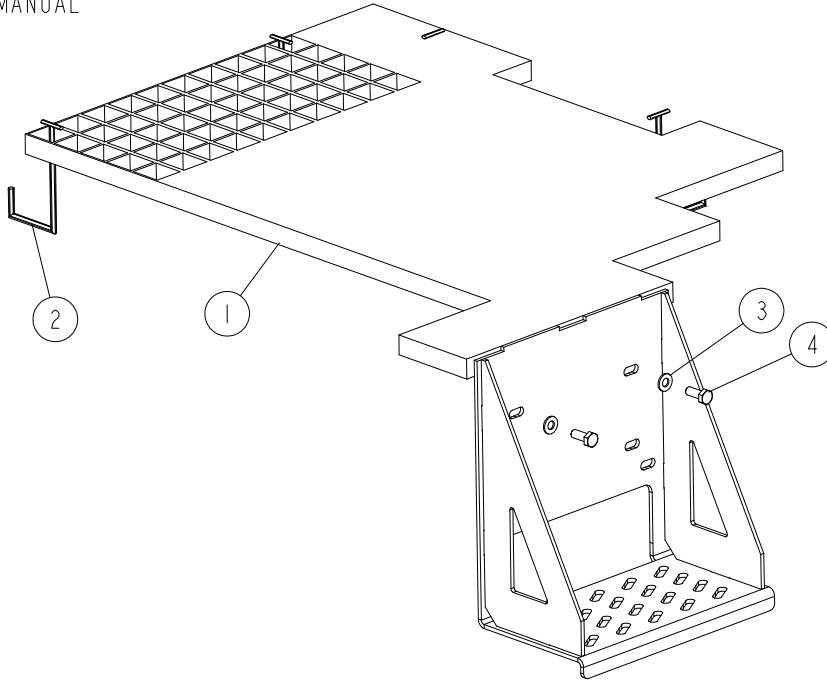
8.24 Saw Head Rest Pin Assembly



REF.	DESCRIPTION (◆ Indicates Parts Available In Assemblies Only)	PART#	QTY
	SAW HEAD REST PIN W/LATCH CLAMP, LT70S/M	094660	1
1	PIN, 3/8 x 2 1/4 SQ WIRE LOCK	014151	1
2	BUSHING, ZINC-PLATED SPACER	090936-1	1
3	BRACKET, LT40 SAW HEAD REST PIN MOUNT	092765-1	1
4	PIN WLDMT, LT70S/M SAW HEAD REST	094658-1	1
5	BOLT, M10 X 80 -8.8- FE/ZN5 HEX HEAD	F81003-50	1
6	BOLT, M12x60-8.8 HEX HEAD ZINC	F81004-5	1
7	BOLT, M12x95-8.8 HEX HEAD ZINC-PLATED	F81004-29	1
8	NUT, M10-8-B HEX NYLON ZINC LOCK	F81033-1	1
9	NUT, M12-8 HEX NYLON ZINC LOCK	F81034-2	1
10	WASHER, 10.5 FLAT ZINC	F81055-1	2
11	WASHER, 13 FLAT ZINC	F81056-1	2

8.25 Inspection Platform for Wide "M" Frame

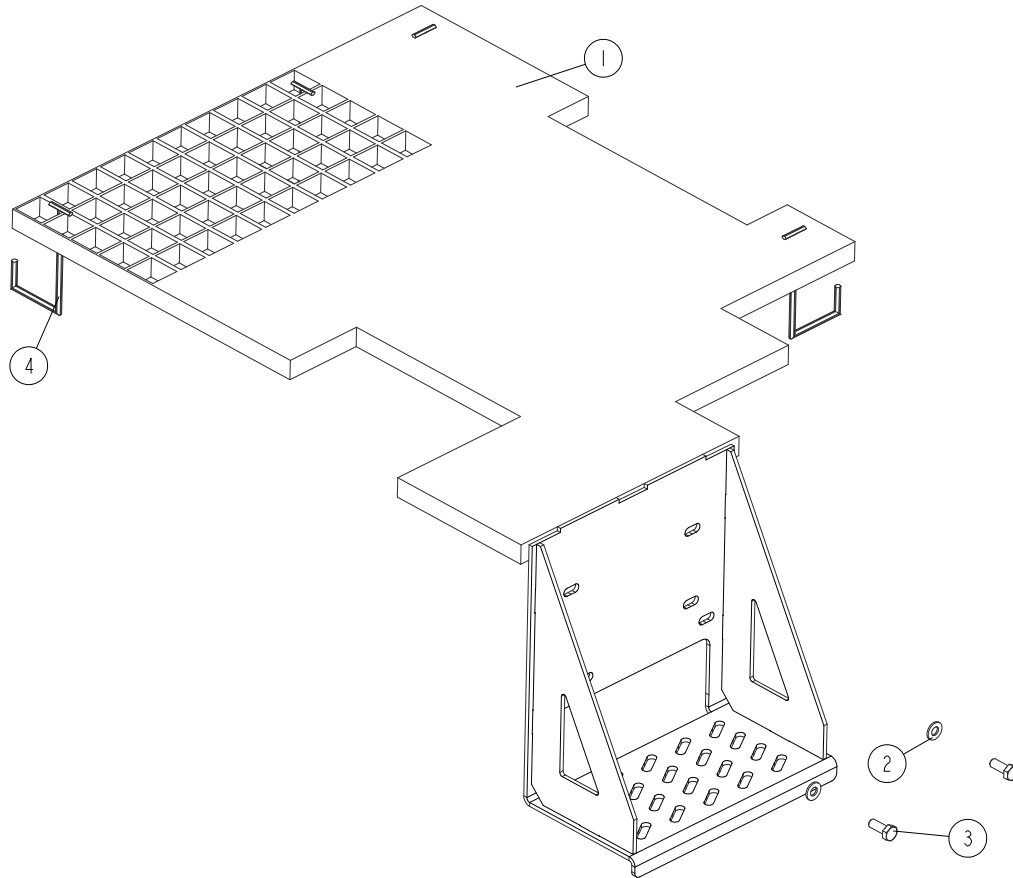
545671_001
545671_MANUAL



REF	DESCRIPTION (◆ indicates parts available in assemblies only)	PART #	QTY
-	PLATFORM, WIDE "M" FRAME INSPECTION	545671	1
1	PLATFORM, WIDE "M" FRAME INSPECTION	545669-1	1
2	BRACKET, HOOK	085682	4
3	WASHER, 8.4 FLAT ZINC	F81054-1	2
4	BOLT, M8X20 8.8 HEX HEAD FULL THREAD ZINC	F81002-4	2

8.26 Inspection Platform (M-type Frame Sawmills)

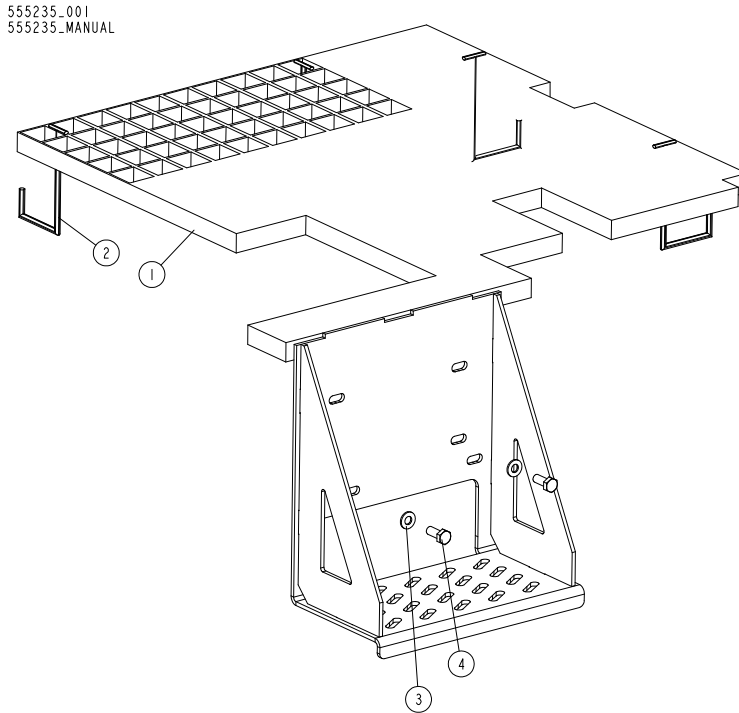
555244_001
 555244_MANUAL



REF	DESCRIPTION (◆ indicates parts available in assemblies only)	PART #	QTY
-	PLATFORM, M-TYPE FRAME INSPECTION ¹	555244	1
1	PLATFORM, M-TYPE FRAME INSPECTION	555243-1	1
2	WASHER, 8.4 FLAT ZINC	F81054-1	2
3	BOLT, M8X20-8.8-B HEX HEAD FULL THREAD Z	F81002-4	2
4	BRACKET, HOOK	085682	4

¹ SAWMILLS EQUIPPED WITH POWER ROLLER

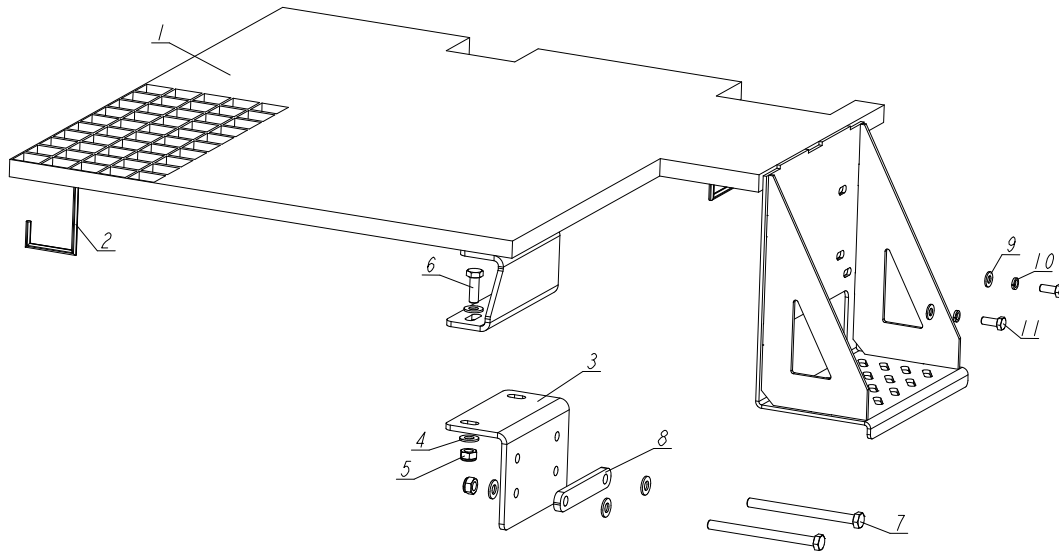
8.27 Inspection Platform for the Old Type Frame (Optional)



REF	DESCRIPTION (◆ indicates parts available in assemblies only)	PART #	QTY	
-	◆ PLATFORM, INSPECTION (FOR DRIVEN LOG LEVELLING ROLLER)	555235	1	
1	◆ PLATFORM, INSPECTION	555237-1	1	
2	◆ BRACKET, HOOK	085682	4	
3	◆ WASHER, 8.4 FLAT ZINC	F81054-1	2	
4	◆ BOLT, M8X20 8.8 HEX HEAD FULL THREAD ZIN	F81002-4	2	

8.28 Inspection Platform (New M-type Frame, Mobile Sawmills)

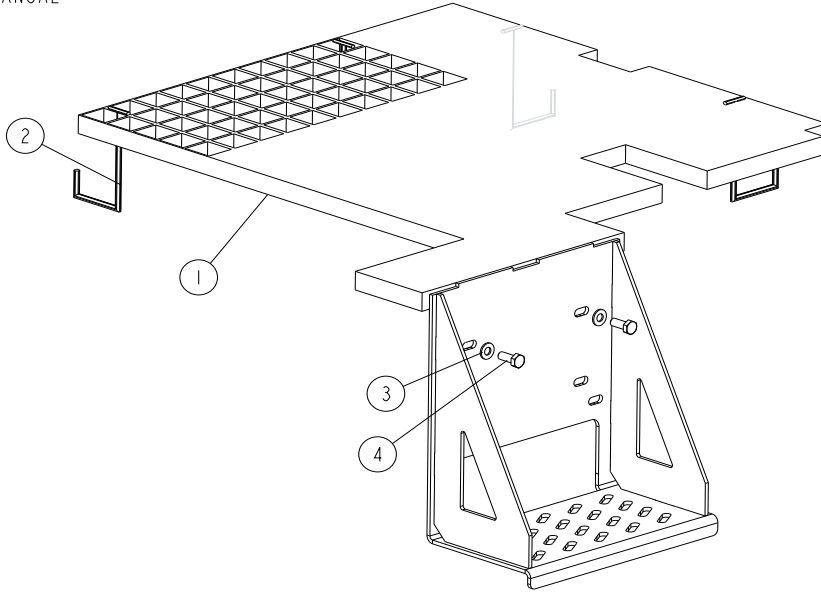
545567_001
545567_MANUAL



REF	DESCRIPTION (◆ indicates parts available in assemblies only)	PART #	QTY
-	PLATFORM, NEW M-TYPE FRAME INSPECTION - COMPLETE	545567	1
1	PLATFORM, INSPECTION - PAINTED	545566-1	1
2	BRACKET, HOOK	085682	4
3	PLATE, MOUNTING ANGLE	555223-1	1
4	WASHER, 10.5 FLAT ZINC	F81055-1	8
5	NUT, M10-8-B HEX NYLON ZINC LOCK	F81033-1	4
6	BOLT DIN 933-M10X30 8.8-A2E	F81003-111	2
7	BOLT, M10X130-8.8 FE/ZN5 PN-M/82105	F81003-170	2
8	WASHER	555221-1	1
9	WASHER, 8.4 FLAT ZINC	F81054-1	2
10	WASHER, 8.2 SPLIT LOCK ZINC	F81054-4	2
11	BOLT, M8X20-8.8-B HEX HEAD FULL THREAD ZINC	F81002-4	2

8.29 Inspection Platform ("M" Frame w/Driven Log Levelling Roller)

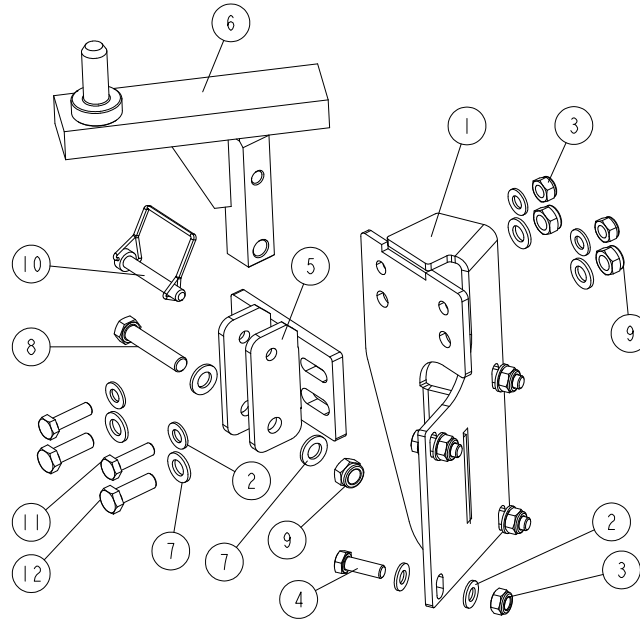
545646_001
545646_MANUAL



REF.	DESCRIPTION (◆ Indicates Parts Available In Assemblies Only)	PART#	QTY
	PLATFORM, "M" FRAME INSPECTION - COMPLETE	545646	1
1	PLATFORM, "M" FRAME INSPECTION	506046-1	1
2	BRACKET, HOOK	085682	4
3	WASHER, 8.4 FLAT ZINC	F81054-1	2
4	BOLT, M8X20 8.8 HEX HEAD FULL THREAD ZINC	F81002-4	2

8.30 Saw Head Transport Bracket, LT70 M

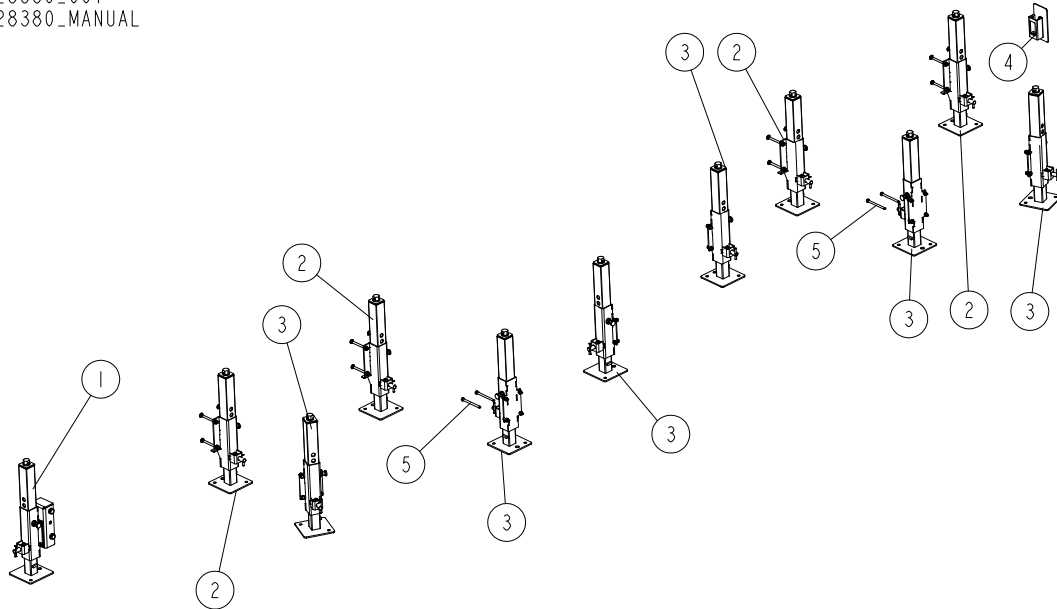
502712_001
502712_MANUAL



REF.	DESCRIPTION (◆ Indicates Parts Available In Assemblies Only)	PART#	QTY
-	BRACKET, LT70MD42SDH7-2.6 SAW HEAD TRANSPORT	502712	1
1	BRACKET, LT70MD42SDH7-2.6	502711-1	1
2	WASHER, 10.5 FLAT ZINC	F81055-1	12
3	NUT, M10-8-B HEX NYLON ZINC LOCK	F81033-1	6
4	BOLT, M10X30-8.8 HEX HEAD FULL THREAD ZINC	F81003-2	4
5	BRACKET, LT40	092765-1	1
6	PIN WELDMENT, LT70 S/M SAW HEAD REST	094658-1	1
7	WASHER, 13 FLAT ZINC	F81056-1	6
8	BOLT, M12X60-8.8 HEX HEAD ZINC	F81004-5	1
9	NUT, M12 8 HEX NYLON ZINC LOCK	F81034-2	3
10	PIN, 3/8 X 2 1/4 SQ WIRE LOCK	014151	1
11	BOLT, M10X35 8.8 HEX HEAD FULL THREAD ZINC	F81003-17	2
12	BOLT, M12X35 8.8 HEX HEAD FULL THREAD ZINC	F81004-24	2

8.31 Adjustable Legs for "M" Frame (Standard Hydraulic Equipment)

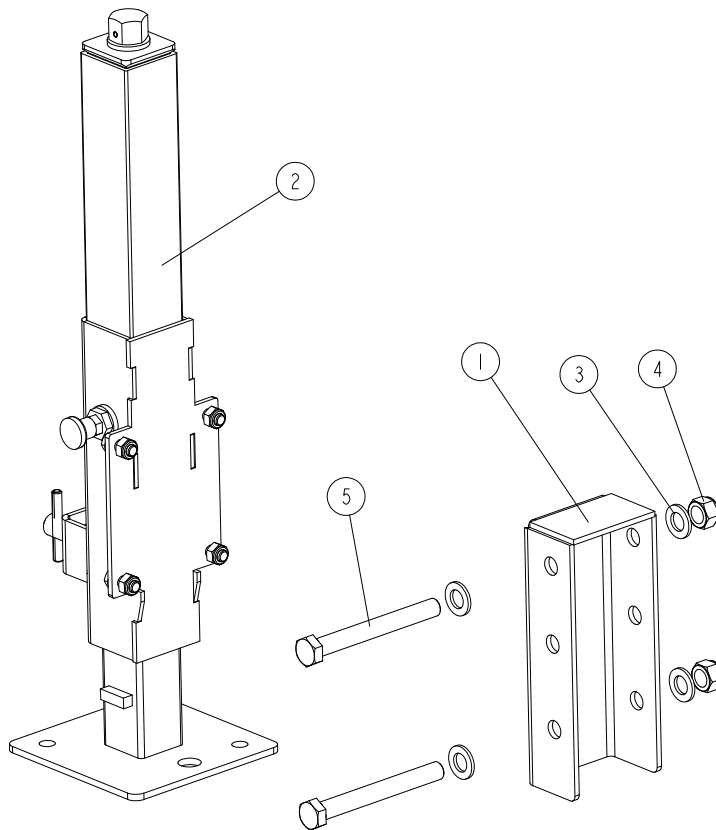
528380_001
528380_MANUAL



REF	DESCRIPTION (◆ indicates parts available in assemblies only)	PART #	QTY
-	LEG SET, ADJUSTABLE ("M" HYDRAULIC FRAME	528380	1
1	LEG, FRONT ADJUSTABLE - COMPLETE	528370	1
2	LEG, COMPLETE FINE ADJUST OUTRIGGER	094584	4
3	LEG, COMPLETE SIDE	094583	6
4	COVER ASSEMBLY, MAIN TUBE (STATIONARY MACHINES)	093052	1
5	BOLT, M10X125 8.8 HEX HEAD ZINC	F81003-18	4

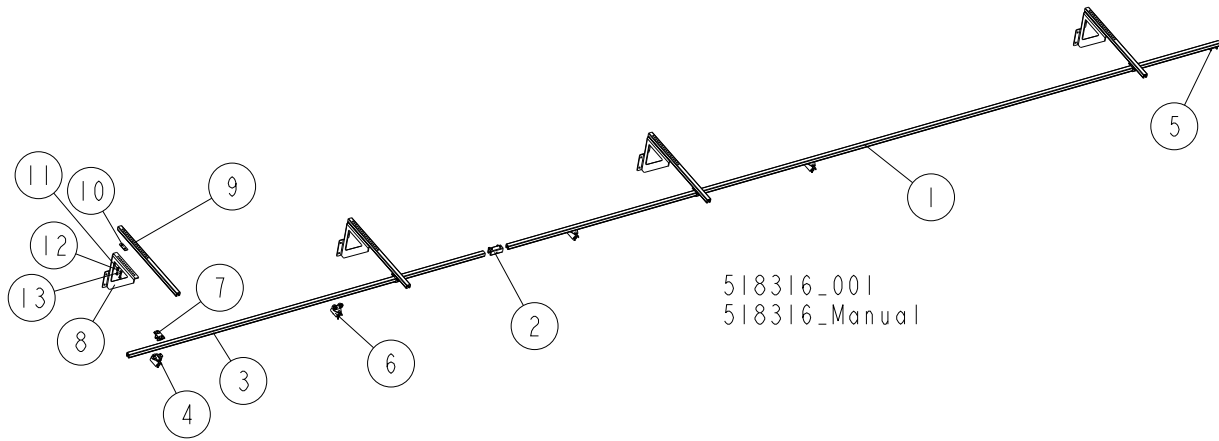
8.32 Front Adjustable Leg (at the hitch)

528370_001
 528370_MANUAL



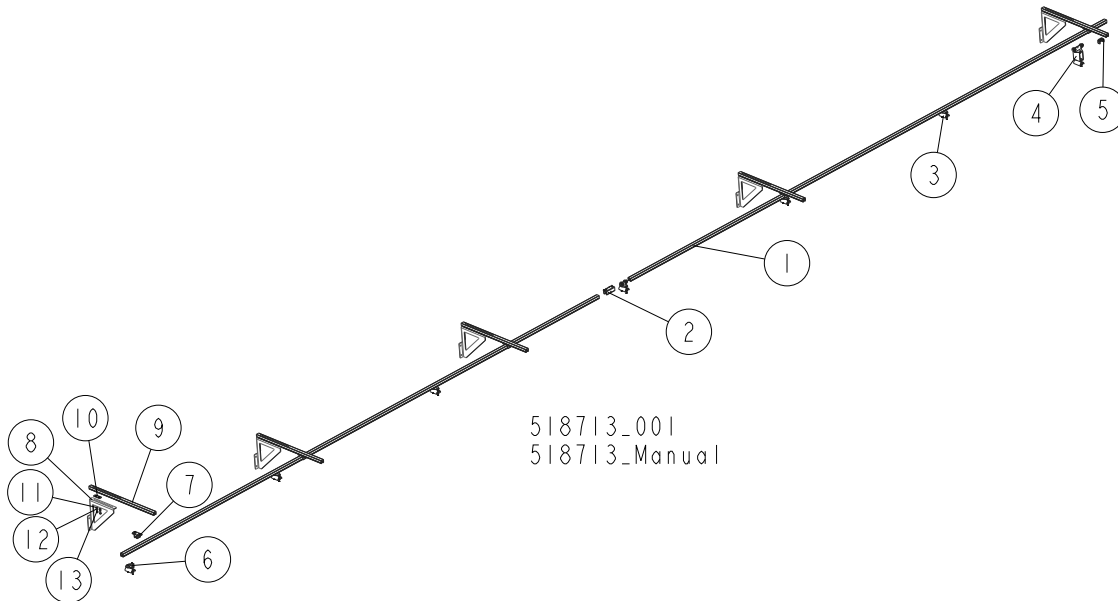
REF	DESCRIPTION (◆ indicates parts available in assemblies only)	PART #	QTY
-	LEG, FRONT ADJUSTABLE - COMPLETE	528370	1
1	BRACKET, LEG MOUNT	528368-1	1
2	LEG, COMPLETE SIDE	094583	1
3	WASHER, 17 ZINC FLAT	F81058-1	4
4	NUT, M16-8 HEX NYLON ZINC LOCK	F81036-2	2
5	BOLT, M16X140-8.8 HEX HEAD ZINC	F81006-4	2

8.33 Wall Mount Remote Set (Cutting Length of 6.5 m)



REF	DESCRIPTION (◆ indicates parts available in assemblies only)	PART #	QTY
	REMOTE SET - MOUNTED ON SIDE WALL (CUTTING LENGTH OF 6.5 M)	518316	1
	RAIL, COMPLETE GUIDE (CUTTING LENGTH OF 6.5 M)	518315	1
1	RAIL, 6 M C-PROFILE	518332	1
2	COUPLER, TRACK	518705	1
3	RAIL, 3 M C-PROFILE	518313	1
4	CLAMP, FLAT CABLE - END	518701	1
5	STOP, END	518700	1
6	TROLLEY, CABLE MOVING	518333	3
7	BRACKET, BOLT-ON	518702	4
	BRACKET KIT, WALL MOUNT	518724	4
8	BRACKET, WALL MOUNT	518728-1	1
9	ARM, RAIL BRACKET	518709	1
10	PLATE, ARM CLAMP	518885-1	1
11	WASHER, 8.4 FLAT ZINC	F81054-1	2
12	WASHER, 8.2 SPLIT LOCK ZINC	F81054-4	2
13	BOLT, M8X16 -8.8-B HEX HEAD FULL THREAD	F81002-20	2

8.34 Wall Mount Remote Set (Cutting Length of 6.5-10 m)

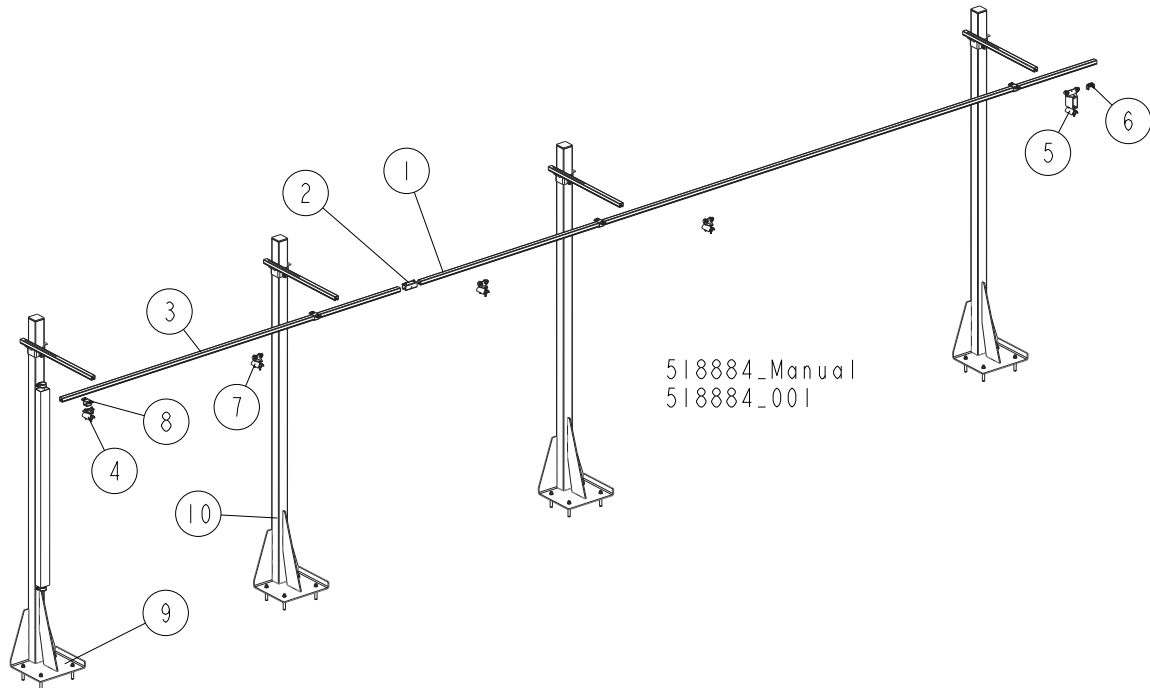


REF	DESCRIPTION (◆ indicates parts available in assemblies only)	PART #	QTY
	REMOTE SET, WALL MOUNT (CUTTING LENGTH OF 6.5-10 M)	518713	1
	RAIL, COMPLETE GUIDE (CUTTING LENGTH OF 6.5-10 M)	518704	1
1	RAIL, 6 M C-PROFILE	518332	2
2	COUPLER, TRACK	518705	1
3	TROLLEY, CABLE MOVING	518333	5
4	TROLLEY, TOWING	518334	1
5	STOP, END	518700	1
6	CLAMP, FLAT CABLE - END	518701	1
7	BRACKET, BOLT-ON	518702	5
8	BRACKET KIT, WALL MOUNT	518724	5
9	BRACKET, WALL MOUNT	518728-1	1
10	ARM, RAIL BRACKET	518709	1
11	PLATE, ARM CLAMP	518885-1	1
12	WASHER, 8.4 FLAT ZINC	F81054-1	2
13	WASHER, 8.2 SPLIT LOCK ZINC	F81054-4	2

8 BED FRAME ASSEMBLY

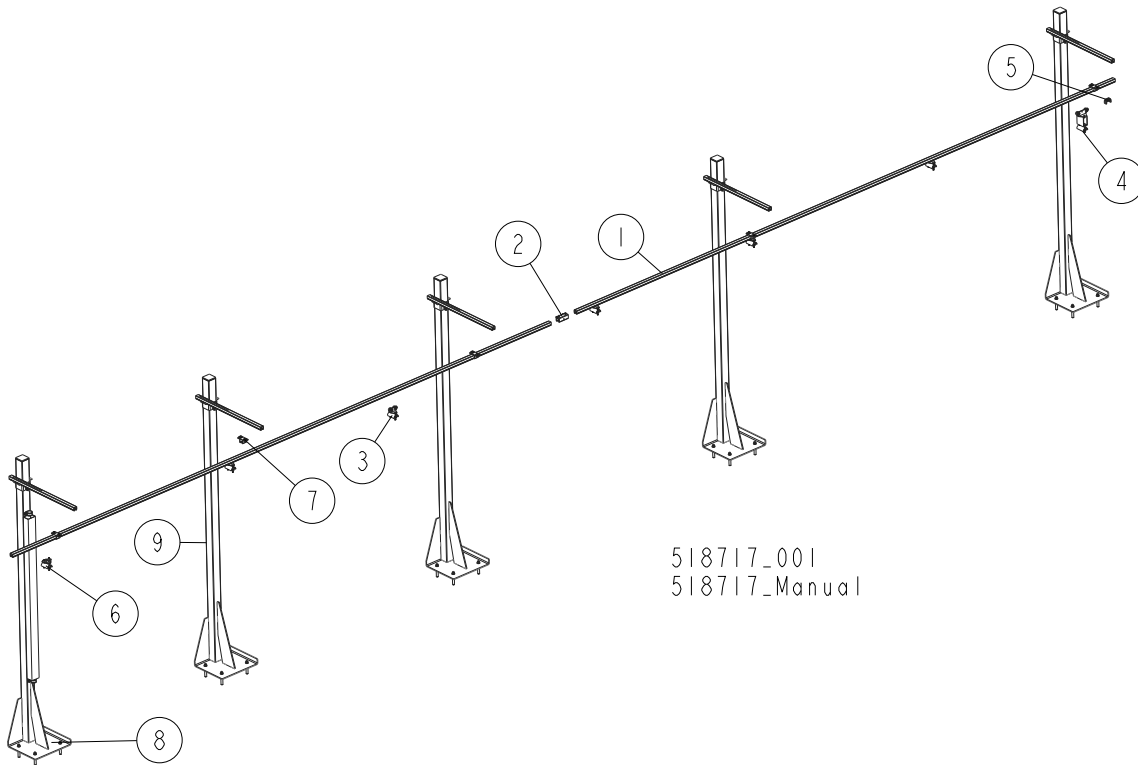
4-Post Remote Set

8.35 4-Post Remote Set



REF	DESCRIPTION (◆ indicates parts available in assemblies only)	PART #	QTY
	REMOTE SET, 4-POST	518884	1
	RAIL, COMPLETE GUIDE (CUTTING LENGTH OF 6.5M)	518315	1
1	RAIL, 6 M C-PROFILE	518332	1
2	COUPLER, TRACK	518705	1
3	RAIL, 3 M C-PROFILE	518313	1
4	CLAMP, FLAT CABLE - END	518701	1
5	TROLLEY, TOWING	518334	1
6	STOP, END	518700	1
7	TROLLEY, CABLE MOVING	518333	3
8	BRACKET, BOLT-ON	518702	4
9	POST, GUIDE RAIL SUPPORT - COMPLETE See Section 8.18	520669	1
10	POST, GUIDE RAIL SUPPORT - COMPLETE See Section 8.17	518736	3

8.36 5-Post Remote Set

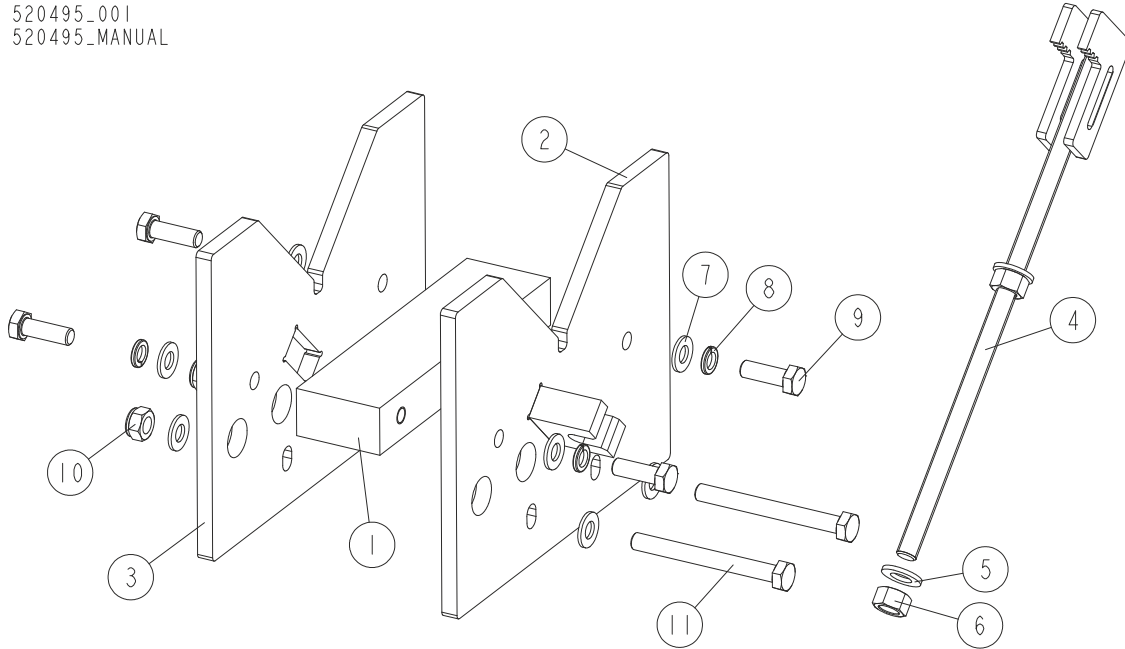


REF	DESCRIPTION (◆ indicates parts available in assemblies only)	PART #	QTY
	REMOTE SET, 5-POST	518717	1
	RAIL, COMPLETE GUIDE (CUTTING LENGTH OF 6.5-10 M)	518704	1
1	RAIL, 6 M C-PROFILE	518332	2
2	COUPLER, TRACK	518705	1
3	TROLLEY, CABLE MOVING	518333	5
4	TROLLEY, TOWING	518334	1
5	STOP, END	518700	1
6	CLAMP, FLAT CABLE - END	518701	1
7	BRACKET, BOLT-ON	518702	5
8	POST, GUIDE RAIL SUPPORT - COMPLETE See Section 8.18	520669	1
9	POST, GUIDE RAIL SUPPORT - COMPLETE See Section 8.17	518736	4

8 **BED FRAME ASSEMBLY**
Octagonal Profile Sawing Tool (Option)

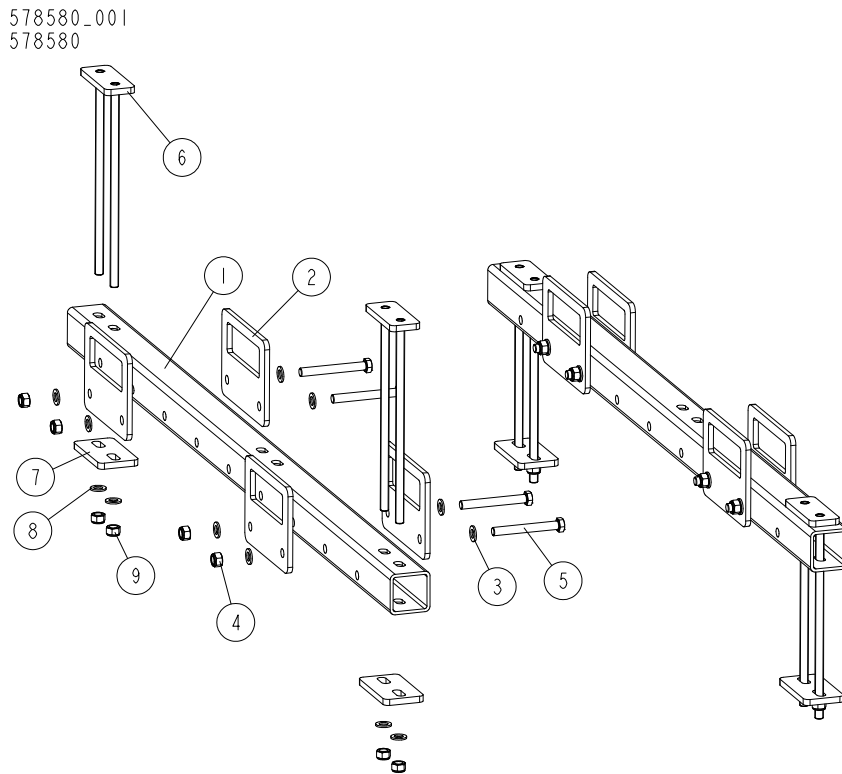
8.37 Octagonal Profile Sawing Tool (Option)

520495_001
 520495_MANUAL



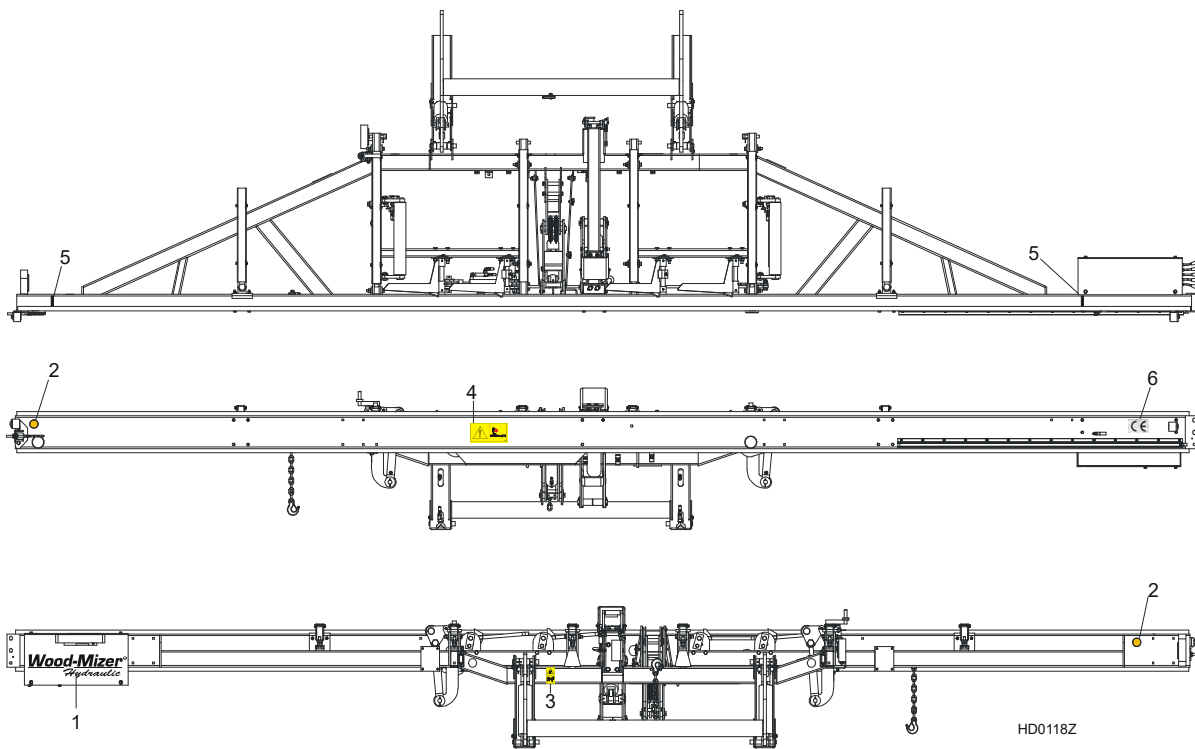
REF	DESCRIPTION (◆ indicates parts available in assemblies only)	PART #	QTY
-	TOOL, OCTAGONAL PROFILE SAWING	520495	1
1	BAR, INSIDE	520490-1	1
2	PLATE, FRONT	520492-1	1
3	PLATE, MAIN	520489-1	1
4	ARM, CLAMP	520496-1	1
5	WASHER, 13 FLAT ZINC	F81056-1	2
6	NUT, M12-8-B HEX ZINC	F81034-1	2
7	WASHER, 10.5 FLAT ZINC	F81055-1	8
8	WASHER, Z 10.2 SPLIT LOCK ZINC	F81055-2	4
9	BOLT, M10X30-5.8 HEX HEAD FULL THREAD ZI	F81003-2	4
10	NUT, M10-8-B HEX NYLON ZINC LOCK	F81033-1	2
11	BOLT, M10X95-8.8-B HEX HEAD ZINC	F81003-71	2

8.38 Sawmill Transport Bracket Assembly (Option)



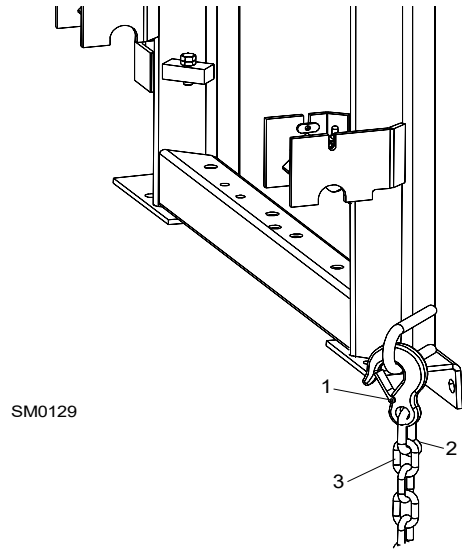
REF	DESCRIPTION (u indicates parts available in assemblies only)	PART #	QTY
-	TRANSPORT BRACKET ASSEMBLY, SAWMILLS	578580	1
-	BRACKET, TRANSPORT	578566	2
1	TUBE, TRANSPORT	578567-1	1
2	PLATE, TRANSPORT BRACKET	578569-1	4
3	WASHER, 17 FLAT ZINC	F81058-1	8
4	NUT, M16-8 HEX NYLON ZINC LOCK	F81036-2	4
5	BOLT, M16X130-8.8 HEX HEAD ZINC	F81006-35	4
-	CLAMP, FRAME	578572	2
6	PLATE	578577-1	1
7	PLATE, TRANSPORT BRACKET	578568-1	1
8	WASHER, 17 FLAT ZINC	F81058-1	2
9	NUT, M16-8 HEX NYLON ZINC LOCK	F81036-2	2

8.39 Bed Frame Decals



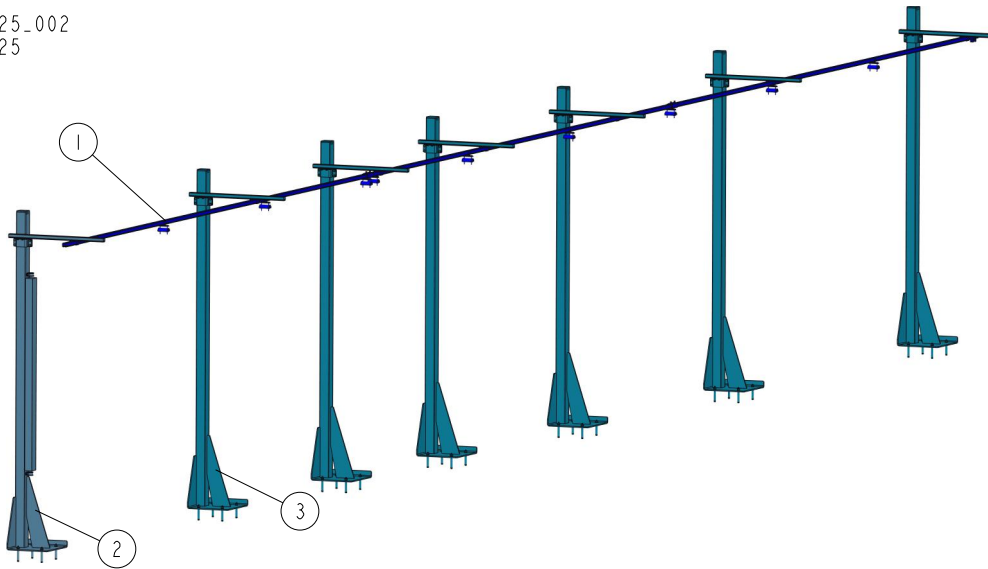
REF.	DESCRIPTION (◆ Indicates Parts Available In Assemblies Only)	PART #	QTY
1	DECAL, WOOD-MIZER SUPER HYDRAULIC LOGO	014168	1
2	DECAL, AMBER REFLECTIVE 2" ROUND	P07453	2
3	DECAL, KEEP AWAY DANGER, PICTOGRAM	099221	1
4	DECAL, SAWMILL TRAILER CAUTION, PICTOGRAM	099542	1
5	DECAL, LOG LIMIT STRIPE	S12051	2
6	DECAL, CE CERTIFIED SAWMILL, SMALL	P85070	1

8.40 Tie Down Chain Assembly



REF.	DESCRIPTION (◆ indicates parts available in assemblies only)	PART #	QTY
	CHAIN ASSEMBLY, TIE DOWN	A04376-1	1
1	HOOK, 5/8 SAFETY CHAIN	P12075	1
2	Link, 10 Chain	100767	1
3	Chain, N-10 x 35, 6-Link	100951	1

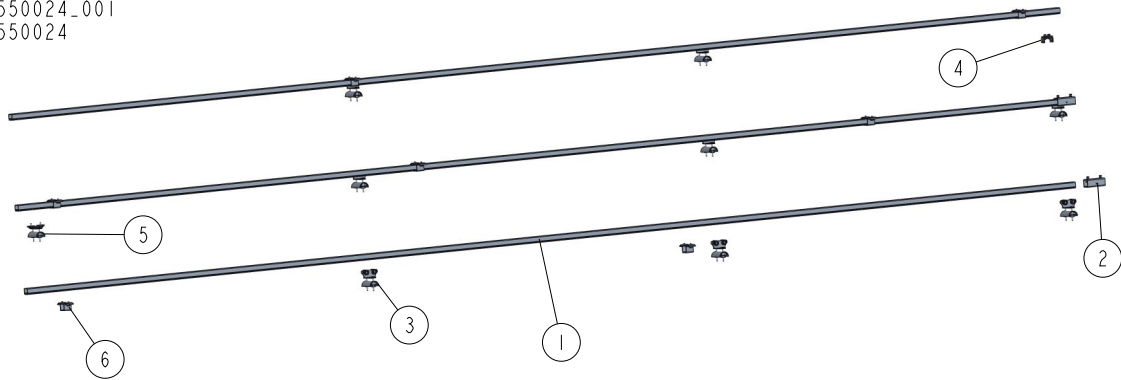
8.41 7-Post Remote Set 550025

550025_002
550025

REF	DESCRIPTION (◆ indicates parts available in assemblies only)	PART #	QTY	
-	REMOTE SET, 7-POST	550025	1	
1	RAIL, COMPLETE GUIDE - CUTTING LENGTH (10,5-15M) See Section 8.42	550024	1	
2	POST, GUIDE RAIL SUPPORT - COMPLETE See Section 8.43	520669	1	
3	POST, GUIDE RAIL SUPPORT - COMPLETE See Section 8.44	518736	6	

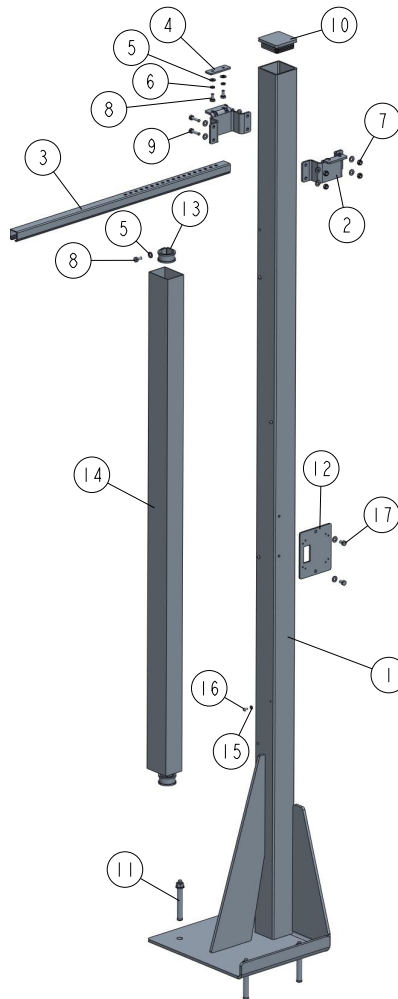
8.42 Guide Rail 550024

550024_001
550024



REF	DESCRIPTION (◆ indicates parts available in assemblies only)	PART #	QTY
-	RAIL, COMPLETE GUIDE - CUTTING LENGTH (10,5-15M)	550024	1
1	RAIL, 6 M C-PROFILE	518332	3
2	COUPLER, TRACK	518705	2
3	TROLLEY, CABLE MOVING	518333	8
4	STOP, END	518700	1
5	CLAMP, FLAT CABLE - END	518701	1
6	BRACKET, BOLT-ON	518702	7

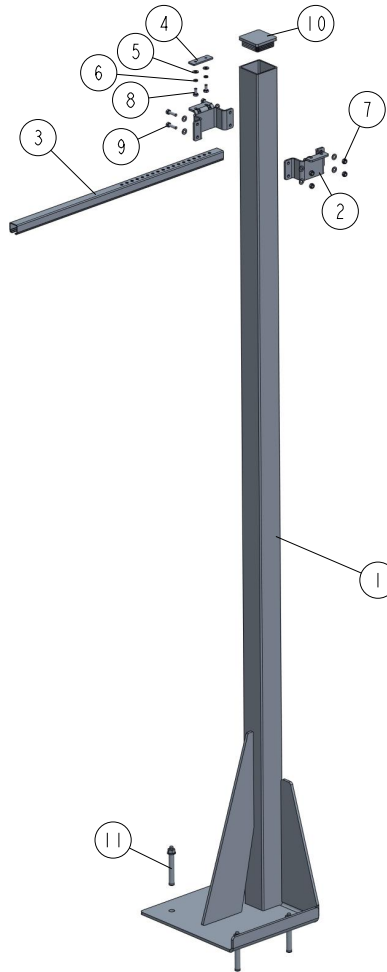
8.43 Guide Rail Support Post 520669

520669_001
520669

REF	DESCRIPTION (◆ indicates parts available in assemblies only)	PART #	QTY
-	POST, GUIDE RAIL SUPPORT - COMPLETE	520669	1
1	POST WELDMENT W/HOLES	520667-1	1
2	BRACKET, 80X80 TUBE WRAP	518725-1	2
3	ARM, RAIL BRACKET	518709	1
4	PLATE, ARM CLAMP	518885-1	1
5	WASHER, 8.4 FLAT ZINC	F81054-1	14
6	WASHER 8,2 SPLIT LOCK ZINC	F81054-4	2
7	NUT, M8-8-B HEX NYLON ZINC LOCK	F81032-2	4
8	BOLT, M8X16-8.8-B HEX HEAD FULL THREAD Z	F81002-20	4
9	BOLT, M8X30-5.8-B HEX HEAD FULL THREAD Z	F81002-2	4
10	CAP, HR FRAME	089644	1
11	PIN, LT 16X120	501877	4
12	PLATE, SOCKET MOUNT	517664-1	1
13	CLAMP, RSGU 1.42/20 W1 METAL & RUBBER	F81087-3	2
14	DUCT, CABLE	520670	1
15	WASHER, M5, FLAT ZINC	F81052-1	4
16	SCREW, M5X10-8.8 CROSS RECESSED PAN HEAD	F81000-13	4
17	BOLT, M8X12-8.8 HEX HEAD FULL THREAD ZIN	F81002-6	2

8.44 Guide Rail Support Post 518736

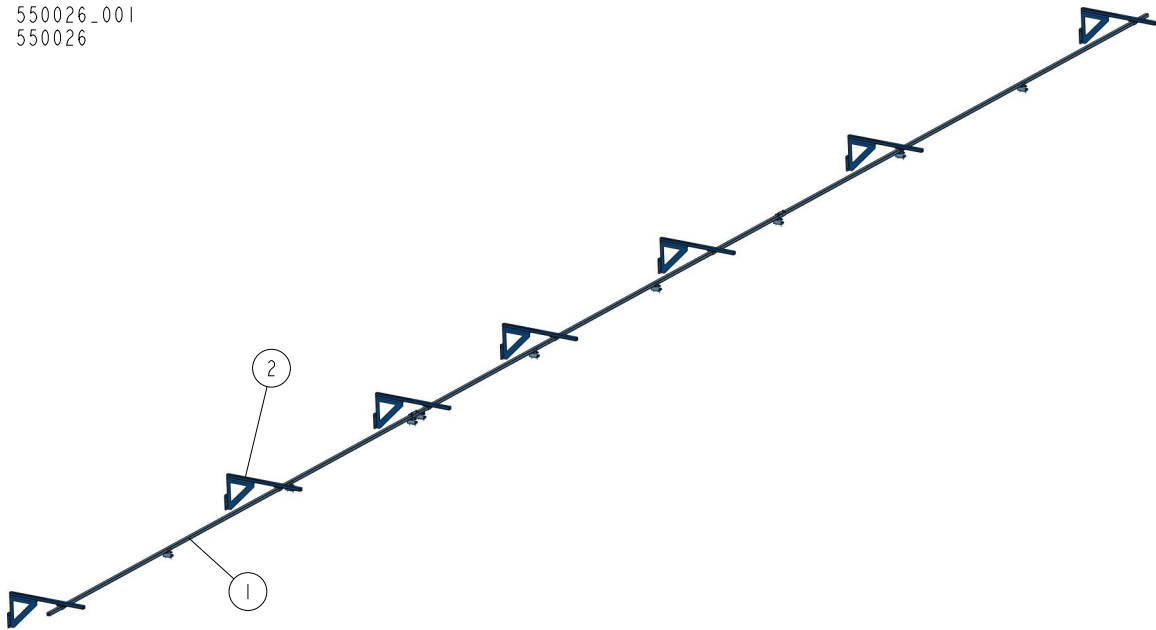
518736_001
518736



REF	DESCRIPTION (◆ indicates parts available in assemblies only)	PART #	QTY
-	POST, GUIDE RAIL SUPPORT - COMPLETE	518736	1
1	POST, GUIDE RAIL SUPPORT	518707-1	1
2	BRACKET, 80X80 TUBE WRAP	518725-1	2
3	ARM, RAIL BRACKET	518709	1
4	PLATE, ARM CLAMP	518885-1	1
5	WASHER, 8.4 FLAT ZINC	F81054-1	10
6	WASHER 8,2 SPLIT LOCK ZINC	F81054-4	2
7	NUT, M8-8-B HEX NYLON ZINC LOCK	F81032-2	4
8	BOLT, M8X16-8.8-B HEX HEAD FULL THREAD Z	F81002-20	2
9	BOLT, M8X30-5.8-B HEX HEAD FULL THREAD Z	F81002-2	4
10	CAP, HR FRAME	089644	1
11	PIN, LT 16X120	501877	4

8.45 Wall Mount Remote Set 550026

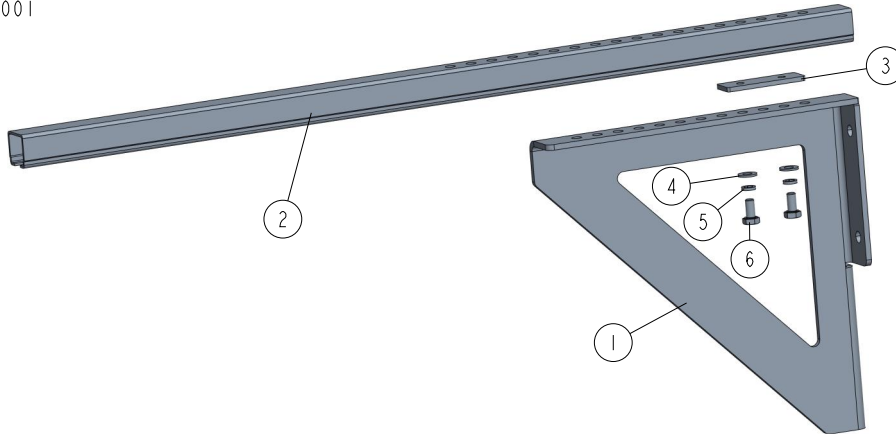
550026_001
550026



REF	DESCRIPTION (◆ indicates parts available in assemblies only)	PART #	QTY	
-	REMOTE SET, WALL MOUNT (CUTTING LENGTH OF 10,5-15 M)	550026	1	
1	RAIL, COMPLETE GUIDE - CUTTING LENGTH (10,5-15M) See Section 8.42	550024	1	
2	BRACKET KIT, WALL MOUNT See Section 8.46	518724	7	

8.46 Wall Mount Bracket Kit 518724

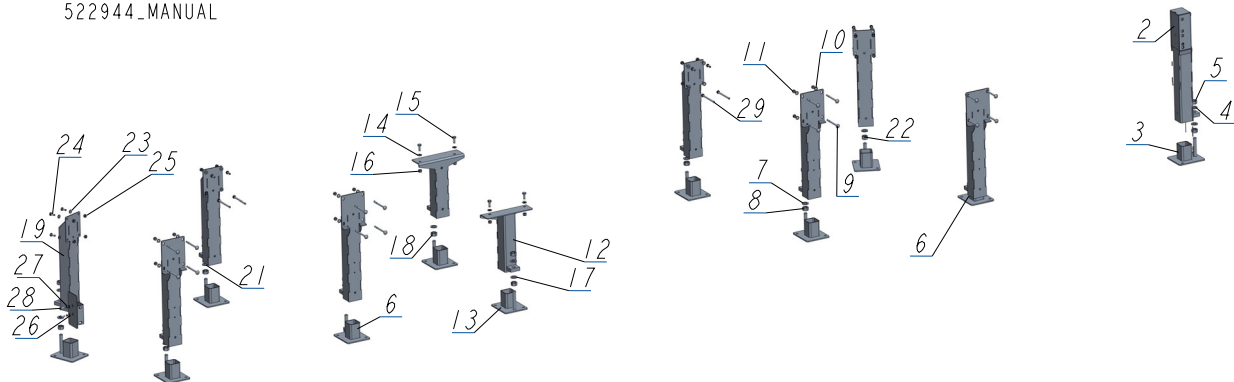
518724_001
518724



REF	DESCRIPTION (◆ indicates parts available in assemblies only)	PART #	QTY
-	BRACKET KIT, WALL MOUNT	518724	1
1	BRACKET, WALL MOUNT	518728-1	1
2	ARM, RAIL BRACKET	518709	1
3	PLATE, ARM CLAMP	518885-1	1
4	WASHER, 8.4 FLAT ZINC	F81054-1	2
5	WASHER 8,2 SPLIT LOCK ZINC	F81054-4	2
6	BOLT, M8X16-8.8-B HEX HEAD FULL THREAD Z	F81002-20	2

8.47 Stationary Legs for "M" Frame. 522944

522944_001_B
522944_MANUAL

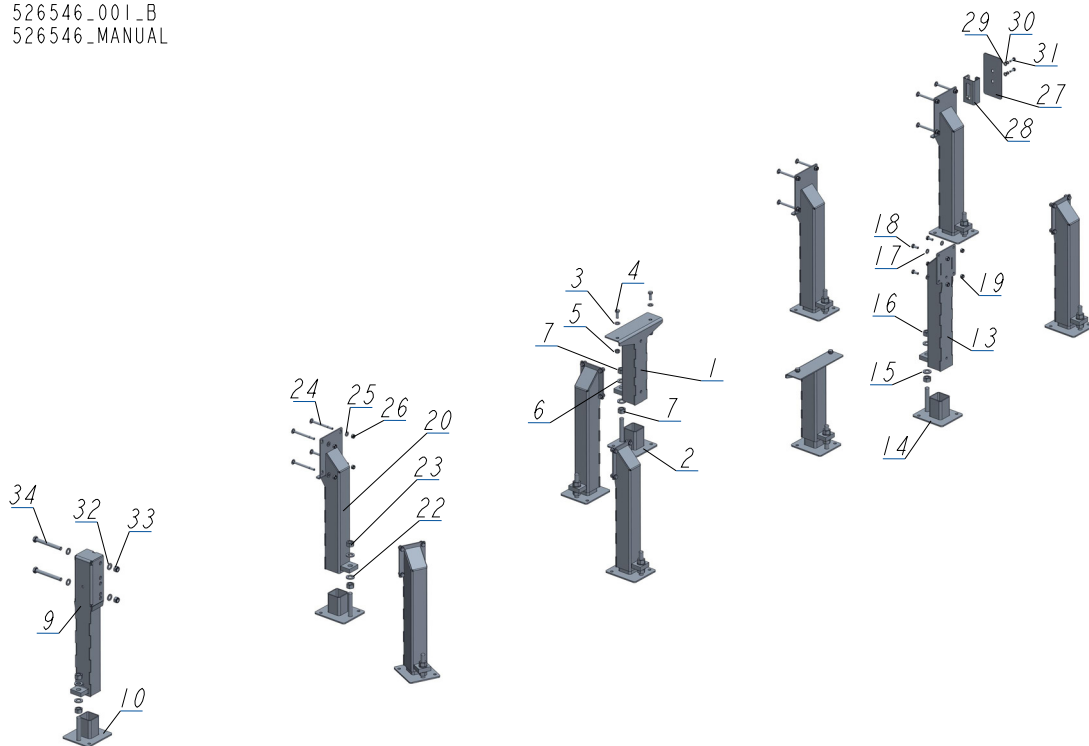


REF	DESCRIPTION (u indicates parts available in assemblies only)	PART #	QTY
-	LEG, M SUPER FRAME STATIONARY	522944	1
1	LEG, FRONT ADJUSTABLE STATIONARY	589525	1
2	LEG WELDMENT, FRONT ADJUSTABLE	589518-1	1
3	FOOT	586948-1	1
4	WASHER, 21 FLAT ZINC	F81059-2	2
5	NUT, M20-8- HEX ZINC	F81037-1	2
-	LEG, RIGHT ADJUSTABLE STATIONARY	501640	4
6	FOOT	586948-1	1
7	WASHER, 21 FLAT ZINC	F81059-2	2
8	NUT, M20-8- HEX ZINC	F81037-1	2
9	BOLT, M10X120 8.8 CARRIAGE ZINC	F81003-33	4
10	WASHER, 10.5 ZC DIN 126 ISO 7091	F81055-1	4
11	NUT, M10-8-B HEX NYLON ZINC LOCK	F81033-1	4
-	LEG, MIDDLE ADJUSTABLE STATIONARY	501637	2
12	LEG, MIDDLE	507720-1	1
13	FOOT	586948-1	1
14	WASHER, 13 FLAT ZINC	F81056-1	2
15	BOLT, M12X30 8.8 HEX HEAD FULL THREAD ZI	F81004-22	2
16	NUT, M12 8 HEX NYLON ZINC LOCK	F81034-2	2
17	WASHER, 21 FLAT ZINC	F81059-2	2
18	NUT, M20-8- HEX ZINC	F81037-1	2
-	LEG, LEFT STATIONARY ADJUSTABLE	501639	4
19	TUBE WELDMENT, ADJUSTABLE LEG	507715-1	1
20	FOOT	586948-1	1
21	WASHER, 21 FLAT ZINC	F81059-2	2
22	NUT, M20-8- HEX ZINC	F81037-1	2
23	WASHER, 10.5 ZC DIN 126 ISO 7091	F81055-1	4
24	BOLT, M10X25-8.8-FE/ZN5	F81003-11	2
25	NUT, M10-8-B HEX NYLON ZINC LOCK	F81033-1	4
-	COVER ASSEMBLY, MAIN TUBE	093052	1
26	WASHER, 8.4 FLAT ZINC	F81054-1	2
27	WASHER, 8.2 SPLIT LOCK ZINC	F81054-4	2
28	BOLT, M8X25-8.8-B HEX HEAD FULL THREAD Z	F81002-5	2

REF	DESCRIPTION (u indicates parts available in assemblies only)	PART #	QTY	
29	BOLT, M10X125 8.8 HEX HEAD ZINC	F81003-18	4	

8.48 Stationary Legs for "S" Frame. 526546

526546_001_B
526546_MANUAL

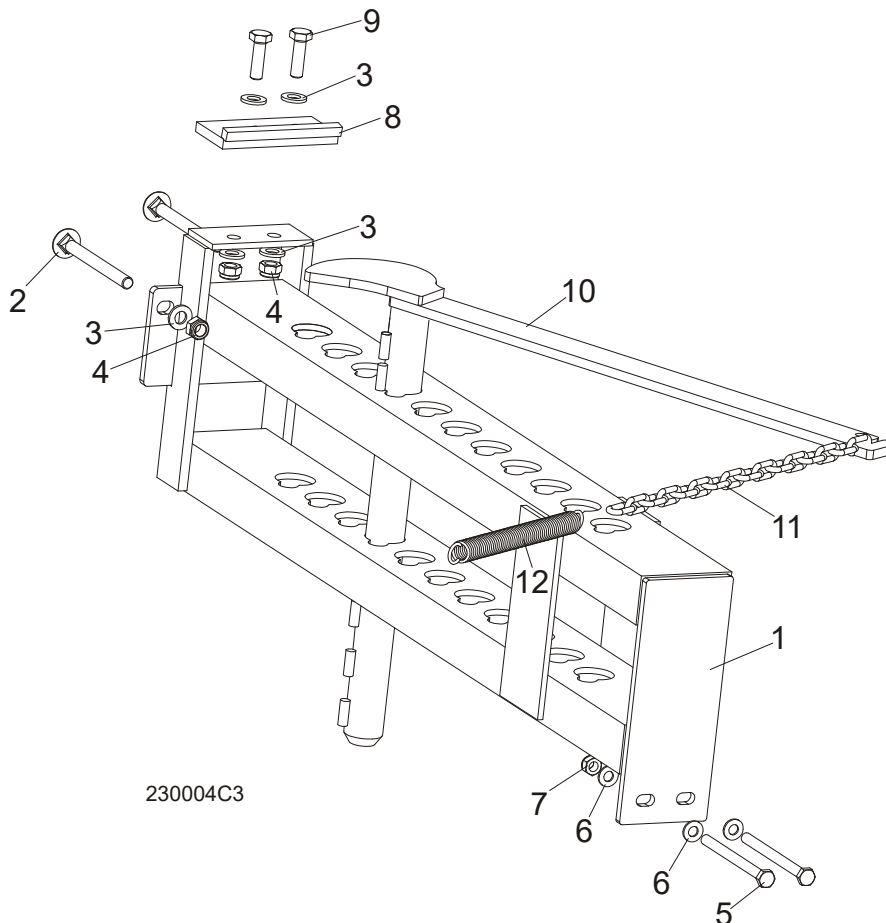


REF	DESCRIPTION (u indicates parts available in assemblies only)	PART #	QTY
-	LEG, S FRAME STATIONARY	526546	1
-	LEG, MIDDLE ADJUSTABLE STATIONARY	501637	2
1	LEG, MIDDLE	507720-1	1
2	FOOT	586948-1	1
3	WASHER, 13 FLAT ZINC	F81056-1	2
4	BOLT, M12X30 8.8 HEX HEAD FULL THREAD ZI	F81004-22	2
5	NUT, M12 8 HEX NYLON ZINC LOCK	F81034-2	2
6	WASHER, 21 FLAT ZINC	F81059-2	2
7	NUT, M20-8- HEX ZINC	F81037-1	2
8	LEG, FRONT ADJUSTABLE STATIONARY	589525	1
9	LEG WELDMENT, FRONT ADJUSTABLE	589518-1	1
10	FOOT	586948-1	1
11	WASHER, 21 FLAT ZINC	F81059-2	2
12	NUT, M20-8- HEX ZINC	F81037-1	2
-	LEG, LEFT STATIONARY ADJUSTABLE	501639	5
13	TUBE WELDMENT, ADJUSTABLE LEG	507715-1	1
14	FOOT	586948-1	1
15	WASHER, 21 FLAT ZINC	F81059-2	2
16	NUT, M20-8- HEX ZINC	F81037-1	2
17	WASHER, 10.5 ZC DIN 126 ISO 7091	F81055-1	4
18	BOLT, M10X25-8.8-FE/ZN5	F81003-11	4
19	NUT, M10-8-B HEX NYLON ZINC LOCK	F81033-1	4
-	LEG, RIGHT ADJUSTABLE STATIONARY	501640	3
20	LEG, MAIN TUBE (HIGH)	507620-1	1

REF	DESCRIPTION (u indicates parts available in assemblies only)	PART #	QTY	
21	FOOT	586948-1	1	
22	WASHER, 21 FLAT ZINC	F81059-2	2	
23	NUT, M20-8- HEX ZINC	F81037-1	2	
24	BOLT, M10X120 8.8 CARRIAGE ZINC	F81003-33	4	
25	WASHER, 10.5 ZC DIN 126 ISO 7091	F81055-1	4	
26	NUT, M10-8-B HEX NYLON ZINC LOCK	F81033-1	4	
-	COVER ASSEMBLY, MAIN TUBE	093052	1	
27	COVER, 201X101.6X3 TUBE	015023-1	1	
28	BRACKET WELDMENT, REAR MAIN TUBE COVER	087105-1	1	
29	WASHER, 8.4 FLAT ZINC	F81054-1	2	
30	WASHER, 8.2 SPLIT LOCK ZINC	F81054-4	2	
31	BOLT, M8X25-8.8-B HEX HEAD FULL THREAD Z	F81002-5	2	
32	WASHER, 17 SPLIT LOCK ZINC	F81058-1	4	
33	NUT, M16-8 HEX NYLON ZINC LOCK	F81036-2	2	
34	BOLT, M16X140 HEX HEAD ZINC GRADE 8.8	F81006-4	2	

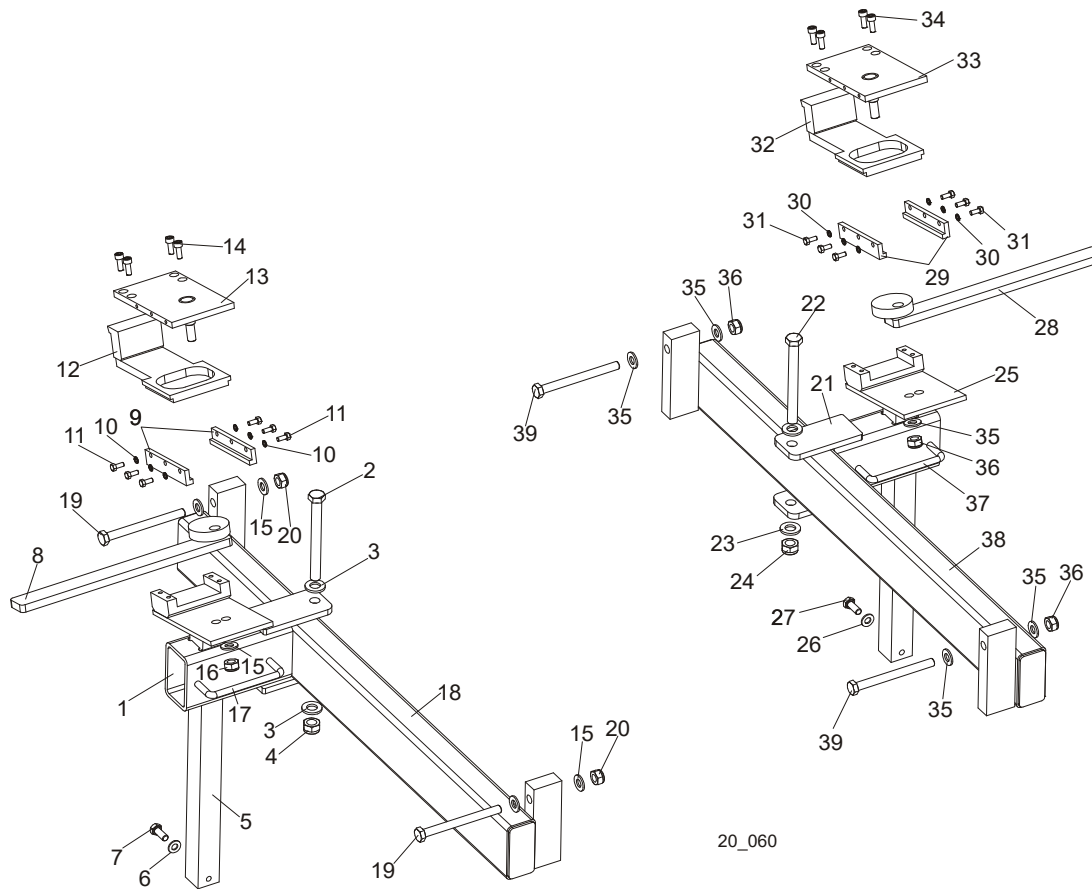
SECTION 9 LOG CLAMP, TURNER, LOADER & TOE BOARDS

9.1 Manual Log Clamp



REF.	DESCRIPTION (◆ Indicates Parts Available In Assemblies Only)	PART #	QTY
	MANUAL LOG CLAMP	092683	1
1	Bracket, Manual Log Clamp	092677-1	1
2	Bolt, M12x130-8.8 Carriage Zinc	F81004-26	2
3	Washer, 13 Flat Zinc	F81056-1	6
4	Nut, M12-8 Hex Nylon Zinc Lock	F81034-2	4
5	Bolt, M10x125-8.8 Hex Head Zinc	F81003-18	2
6	Washer, 10.5 Flat Zinc	F81055-1	4
7	Nut, M10-8-B Hex Nylon Zinc Lock	F81033-1	2
8	Stop Weldment, Log Clamp	086980-1	1
9	Bolt, M12 x 40-8.8 Hex Head Full Thread Zinc	F81004-4	2
10	Log Clamp Weldment, Manual	100725-1	1
11	Chain, Log Clamp	M04311	1
12	Spring, FI 2.8 X FI 22.2 X 183	091864	1

9.2 Log Clamp Assembly



REF.	DESCRIPTION (◆ Indicates Parts Available In Assemblies Only)	PART #	QTY
	LOG CLAMP ASSEMBLY, LEFT (NON-HYDRAULIC)	089631 ¹	1
1	Arm Weldment, Log Clamp Zinc-Plated	089624-1	1
2	Bolt, M12x120 8.8 Hex Head Zinc	F81004-38	1
3	Washer, 13 Zinc Flat	F81056-1	2
4	Nut, M12-8 Hex Nylon Zinc Lock	F81034-2	1
5	Mount Weldment, Log Clamp Zinc-Plated	090174-1	1
6	Washer, 8.4 Zinc Flat	F81054-1	4
7	Bolt, M8x20-8.8-B Hex Head Full Thread Zinc	F81002-4	2
8	Lever, Log Clamp Zinc-Plated	089611-1	1
9	Plate, Log Clamp Side Zinc-Plated	089615-1	2
10	Washer, 5.1 Split Lock Zinc	F81052-2	6
11	Bolt, M5x12-5.8 Hex Head Full Thread Zinc	F81000-5	6
12	Plate, Clamping Zinc-Plated	090202-1	1
13	Plate, Log Clamp Upper Zinc-Plated	089614-1	1
14	Screw, M6x16-8.8 Hex Socket Set Cap Zinc	F81001-21	4
15	Washer, 10.5 Zinc Flat	F81055-1	5
16	Nut, M8-8-B Hex Nylon Zinc Lock	F81032-2	1
17	Handle, 4" w/Bolts	P08065	1
18	Bar Weldment, Log Clamp Guide	089628-1	1
19	Bolt, M10x110 8.8 Hex Head Zinc	F81003-43	2
20	Nut, M10-8-B Hex Nylon Zinc Lock	F81033-1	2



Log Clamp, Turner, Loader & Toe Boards

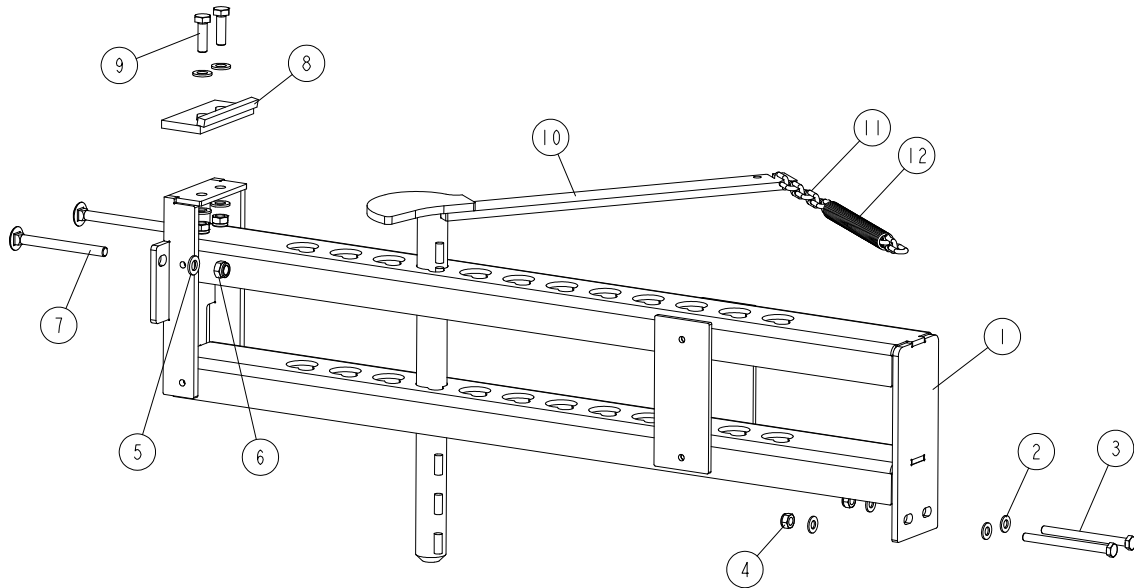
Log Clamp Assembly

	LOG CLAMP ASSEMBLY, RIGHT (NON-HYDRAULIC)	090349	1	
21	Arm Weldment, Log Clamp Zinc-Plated	089624-1	1	
22	Bolt, M12x120 8.8 Hex Head Zinc	F81004-38	1	
23	Washer, 13 Zinc Flat	F81056-1	2	
24	Nut, M12-8 Hex Nylon Zinc Lock	F81034-2	1	
25	Mount Weldment, Log Clamp Zinc-Plated	090174-1	1	
26	Washer, 8.4 Zinc Flat	F81054-1	2	
27	Bolt, M8x20-8.8-B Hex Head Full Thread Zinc	F81002-4	2	
28	Lever, Log Clamp Zinc-Plated	090348-1	1	
29	Plate, Log Clamp Side Zinc-Plated	089615-1	2	
30	Washer, 5.1 Split Lock Zinc	F81052-2	6	
31	Bolt, M5x12-5.8 Hex Head Full Thread Zinc	F81000-5	6	
32	Plate, Clamping Zinc-Plated	090202-1	1	
33	Plate, Log Clamp Upper Zinc-Plated	090347-1	1	
34	Screw, M6x16-8.8 Hex Socket Head Cap Zinc	F81001-21	4	
35	Washer, 10.5 Zinc Flat	F81055-1	5	
36	Nut, M10-8-B Hex Nylon Zinc Lock	F81033-1	3	
37	Handle, 4" w/Bolts	P08065	1	
38	Bar Weldment, Log Clamp Guide	089628-1	1	
39	Bolt, M10x110 8.8 Hex Head Zinc	F81003-43	2	

¹ The number of clamps depends on the frame length.

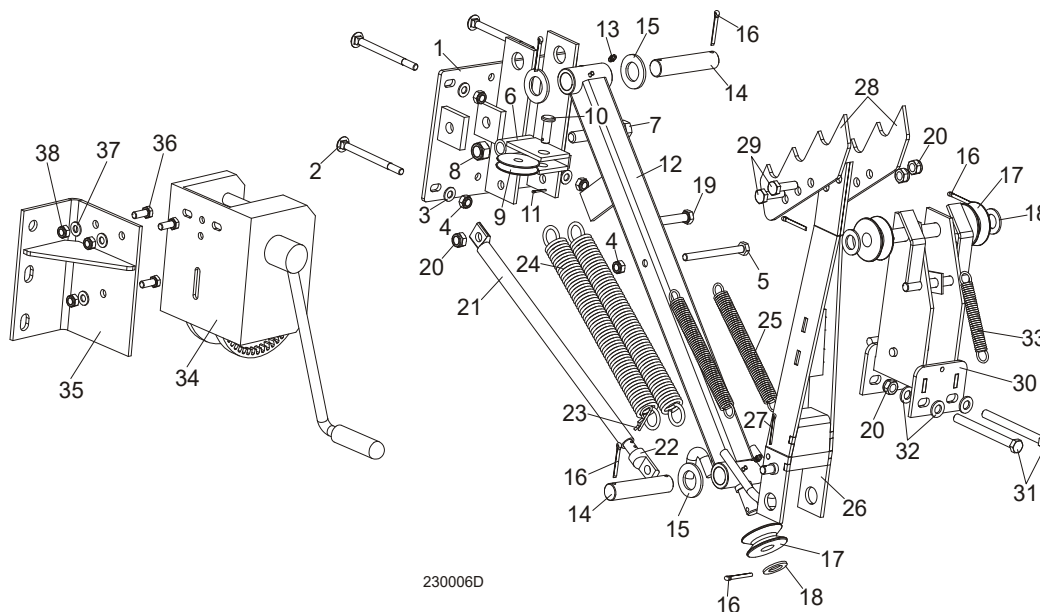
9.3 Manual Log Clamp - Central (546323)

546323_001
546323_MANUAL



REF.	DESCRIPTION (◆ indicates parts available in assemblies only)	PART #	QTY
-	MANUAL LOG CLAMP - CENTRAL	546323	1
1	BRACKET, MANUAL LOG CLAMP	546324-1	1
2	WASHER, 10.5 FLAT ZINC	F81055-1	4
3	BOLT, M10X125-8.8 HEX HEAD ZINC	F81003-18	2
4	NUT, M10-8-B HEX NYLON ZINC LOCK	F81033-1	2
5	WASHER, 13 FLAT ZINC	F81056-1	6
6	NUT, M12-8 HEX NYLON ZINC LOCK	F81034-2	4
7	BOLT, M12X130-8.8 CARRIAGE HEAD ZINC	F81004-26	2
8	STOP WLDMT, HYDRAULIC LOG CLAMP PAINTED	086980-1	1
9	BOLT, M12X40 8.8 HEX HEAD FULL THR. ZINC	F81004-4	2
10	LOG CLAMP MANUAL	100725-1	1
11	CHAIN, CLAMPING DOG	M04311	1
12	SPRING, FI 2,8 X FI 22,2 X 183	091864	1

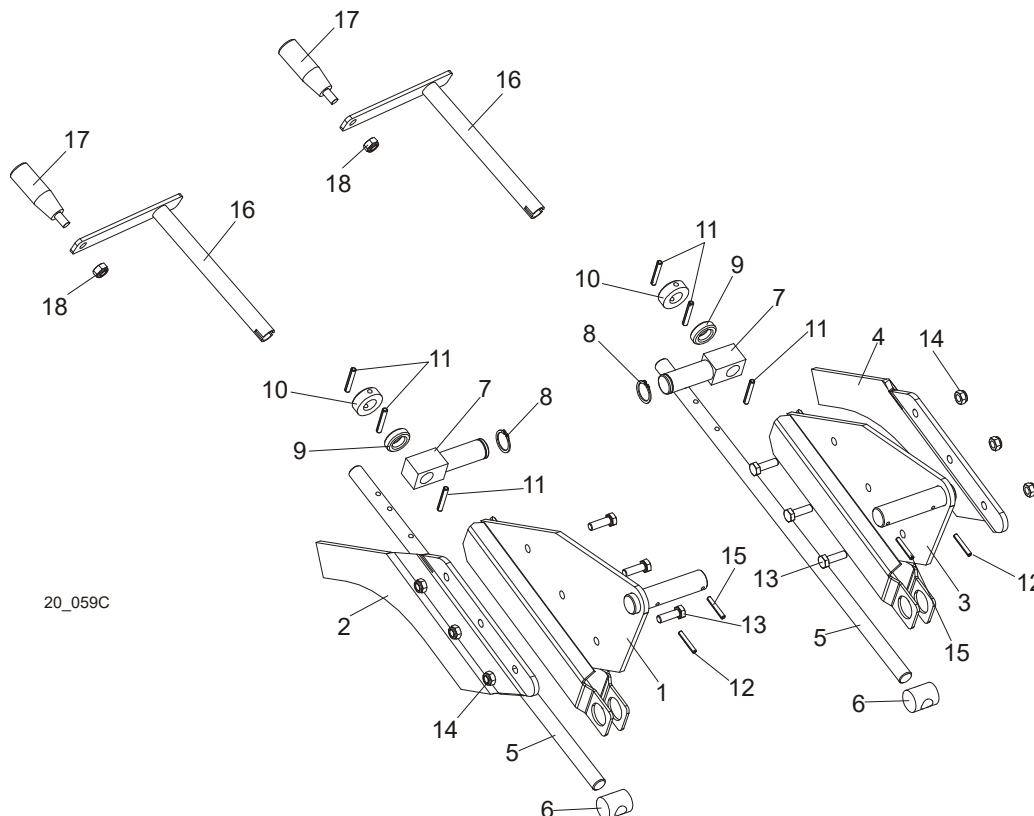
9.4 Manual Log Turner



REF.	DESCRIPTION (◆ Indicates Parts Available In Assemblies Only)	PART #	QTY	
	MANUAL LOG TURNER OPTION (S/M TYPE FRAME)	091291	1	
	MANUAL LOG TURNER OPTION (L TYPE FRAME)	091562	1	
1	Bracket Weldment, Manual Log Turner (S/M Type Frame)	091269-1	1	
	Bracket Weldment, Manual Log Turner (L Type Frame)	090271-1	1	
2	Bolt, M10x120 8.8 Carriage Zinc	F81003-33	4	
3	Washer, 10.5 Flat Zinc	F81055-1	4	
4	Nut, M10-8-B Hex Nylon Zinc Lock	F81033-1	5	
5	Bolt, M10x115-8.8 Hex Head Zinc	F81003-19	1	
6	Bracket Weldment, Cable Guide Pulley	091295-1	1	
7	Bolt, M16x100-8.8 Hex Head Full Thread Zinc	F81006-2	1	
8	Nut, M16-8 Hex Nylon Zinc Lock	F81036-2	1	
9	Pulley, Zinc-Plated Cable Guide	091273-1	1	
10	Pin, 12x35 B Clevis Zinc	F81049-1	1	
11	Pin, 2.5x20 Cotter Zinc	F81043-1	1	
12	Arm Weldment, Manual Turner Lower	091256-1	1	
13	Fitting, M6 Grease	086280	2	
14	Pin, Manual Turner Arm Pivot Zinc-Plated	091275-1	2	
15	Washer, 28 Flat Zinc	F81061-1	4	
16	Pin, 5x40 Cotter Zinc	F81043-31	7	
17	Pulley, Manual Turner Zinc-Plated	091280-1	3	
18	Washer, 20.5 Split Lock Zinc	F81059-1	5	
19	Bolt, M12x120 8.8 Hex Head Zinc	F81004-38	1	
20	Nut, M12-8 Hex Nylon Zinc Lock	F81034-2	5	
21	Tube, Manual Turner Painted	091537-1	1	
22	Rod Weldment, Manual Turner	091540-1	1	
23	Pin, 1/8x1 13/16 Safety	P05059	1	
24	Spring, FI 4.5 x FI 35 x 303	091863	2	◆
25	Spring, FI 2.8 x FI 22.2 x183	091864	2	

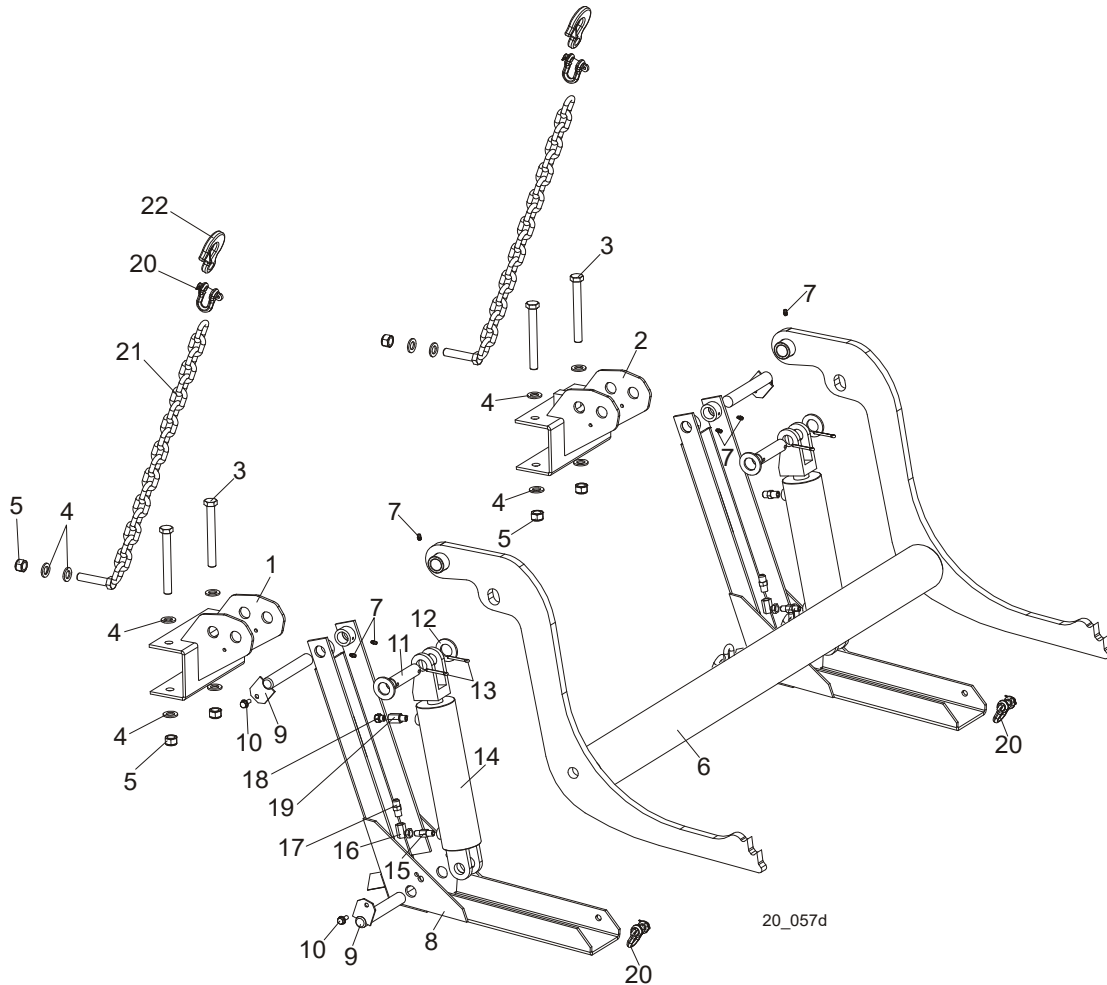
26	Arm Weldment, Manual Turner Upper	091263-1	1	
27	Pin, 4x25 Cotter Zinc	F81043-2	1	
28	Claw, Log Turner	088082-1	2	
29	Bolt, M12x40-8.8 Hex Head Full Thread Zinc	F81004-4	2	
30	Bracket Weldment, Manual Turner Pulley	091281-1	1	
31	Bolt, M12x130-8.8 Hex Head Zinc	F81004-36	2	
32	Washer, 13 Flat Zinc	F81056-1	4	
33	Spring, FI 1.9 X FI 14.2 X 104	091865	1	
34	WINCH, AL-KO TYPE 901	096453	1	
35	BRACKET, WINCH MOUNT (COMP. NON-HYD FRAME)	085841-1	1	
36	BOLT, M10x25-8.8 HEX HEAD FULL THREAD ZINC	F81003-11	3	
37	WASHER, 10.5 FLAT ZINC	F81055-1	3	
38	NUT, M10 NYLON HEX ZINC LOCK	F81033-1	3	

9.5 Manual Toe Board



REF.	DESCRIPTION (◆ indicates parts available in assemblies only)	PART NO.	QTY
	TOE BOARD KIT, MANUAL FRONT - COMPLETE	094929	1
1	Plate Weldment, Manual Toe Board Front (S, M, L Frame)	094927-1	1
2	Extension, Manual Toe Board Plate (I)	095203-1	1
	TOE BOARD KIT, MANUAL REAR	094928	1
3	Plate Weldment, Manual Toe Board Rear (S, M, L Frame)	094926-1	1
4	Extension, Manual Toe Board Plate (II)	095202-1	1
5	Shaft, Manual Toe Board	580809-1	2
6	Nut, Special Threaded	090017	2
7	Pivot, Manual Toe Board Shaft (I)	094931-1	2
8	Ring, Z 22 Outside Retaining	F81090-24	2
9	Bearing, 5/8" Thrust	581701	2
10	Collar, 16	F81039-30	2
11	Pin, 5x35-N-C PN-EN ISO 8752 Roll	F81044-9	6
12	Pin, 4x30 roll Zinc	F81044-7	2
13	Bolt, M8x25-8.8-B Hex Head Full Thread Zinc	F81002-5	6
14	Nut, M8-8-B Hex Nylon Zinc Lock	F81032-2	6
15	Pin, S-Zn 4x25 Cotter	F81043-2	1
	CRANK ASSEMBLY, MANUAL TOE BOARD	500600	2
16	Crank, Manual Toe Board	500599-1	1
17	Knob, Plastic Crank Handle	086338	1
18	Nut, M10-8-B Hex Nylon Zinc Lock	F81033-1	1

9.6 Manual Log Loader (S/M Type Frame)



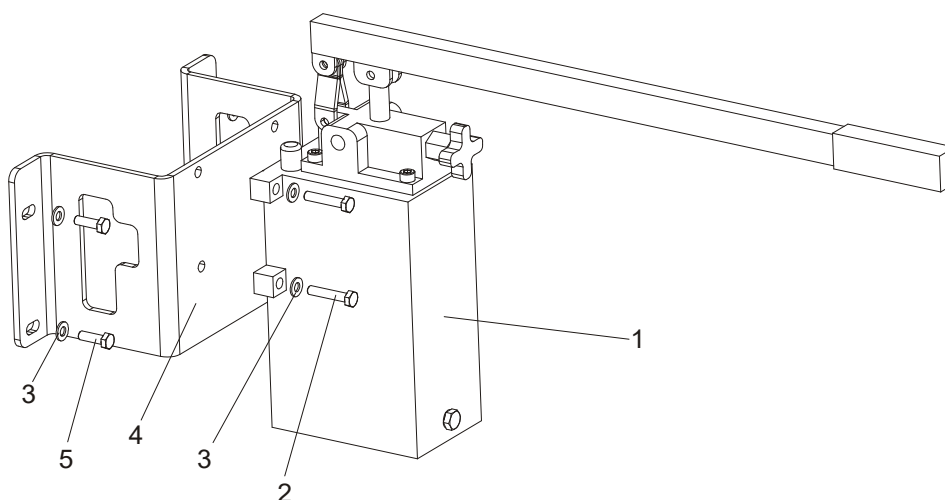
REF.	DESCRIPTION (◆ Indicates Parts Available In Assemblies Only)	PART #	QTY
	LOG LOADER, COMPLETE	091952	1
1	Bracket, Log Loader Mount Painted (S/M Type Frame)	092865-1	1
2	Bracket, Log Loader Mount	091938-1	1
3	Bolt, M16x140-8.8 Hex Head Zinc	F81006-4	4
4	Washer, 17 Zinc Flat	F81058-1	12
5	Nut, M16-8 Hex Nylon Zinc Lock	F81036-2	6
	Log Loader W/Chain	091954	1
6	Loader Weldment, Log	090006-1	1
7	Fitting, 3/16" Straight Grease	P04107	6
8	Foot, Log Loader	090048-1	2
9	Pin Weldment, Log Loader	W09446-1	4
10	Screw, 5/16-18 x 3/4 Self-Tapping	F05015-30	4
11	Pin, Hydraulic Cylinder Zinc-Plated	086979-1	2
12	Washer, 28 Zinc Flat	F81061-1	4
13	Pin, 5x40 Cotter	F81043-31	4
	Cylinder Assembly, Log Loader	094333	2
14	Cylinder, C-J-S95-16-70/32/203 Hydraulic	088680	1
15	Fitting, 1/4 NPT 4.0 GPM Velocity Fuse	015750	1
16	Fitting, #9455X4X4 90 Deg. Swivel Elbow	P12199	1

9 Log Clamp, Turner, Loader & Toe Boards

Manual Log Loader Pump

17	Fitting, 3/8JIC-1/4 NPT Straight	015560	1	
18	Air Vent Valve 2901-14-17	090794	1	
19	Fitting, $\frac{1}{4}$ " F. Thread/ $\frac{1}{4}$ " NPT M. Thread Reducer	090795	1	
20	Shackle, M-WL. .63	099525	4	
21	Chain, Log Loader Painted	091953-1	2	
22	Hook, 5/8 Safety Chain	P12075	2	

9.7 Manual Log Loader Pump



REF.	DESCRIPTION (◆ Indicates Parts Available In Assemblies Only)	PART #	QTY	
1	PUMP, PAM 014 2500 3L MANUAL	090309	1	
2	BOLT, M8X80-8.8 HEX HEAD ZINC	F81002-18	4	
3	WASHER, 8.4 ZINC FLAT	F81054-1	8	
4	BRACKET, LOG LOADER PUMP MOUNT	090377-1	1	
5	BOLT, M8X25-8.8-B HEX HEAD FULL THREAD ZINC	F81002-5	4	