

# **Wood-Mizer®**

## **Parts Manual**

---

**LT70S DH  
LT70M DH**

**rev. C1.02  
rev. C1.02**

---



**Safety is our #1 concern!** Read and understand all safety information and instructions before operating, setting up or maintaining this machine.

*May 2002*

*Form #1048*

# Table of Contents

# Section-Page

<b>SECTION 1</b>	<b>GENERAL INFORMATION</b>	<b>1-1</b>
1.1	How To Use The Parts List .....	1-1
1.2	Sample Assembly .....	1-1
<b>SECTION 2</b>	<b>BLADE GUIDE ROLLERS &amp; ARM</b>	<b>2-1</b>
2.1	Blade Guide Assembly, Idle Side .....	2-1
2.2	Blade Guide Assembly, Drive Side .....	2-2
2.3	Blade Guide Arm Drive Assembly.....	2-4
2.4	Blade Guide Mount Assembly, Drive Side .....	2-6
<b>SECTION 3</b>	<b>BLADE WHEELS &amp; TENSIONER</b>	<b>3-1</b>
3.1	Blade Drive Assembly.....	3-1
3.2	Idle Blade Wheel Assembly .....	3-2
3.3	Hydraulic Blade Tensioner Assembly.....	3-4
3.4	Sawdust Flow Guide.....	3-6
<b>SECTION 4</b>	<b>SAW HEAD</b>	<b>4-1</b>
4.1	Middle Throat Screw .....	4-1
4.2	Drive Belt Tensioner LT70 DC.....	4-1
4.3	Board Return Assembly (Optional).....	4-2
4.4	Water Lube Assembly .....	4-4
4.5	LT70DC Saw Head Decals .....	4-5
4.6	Blade Housing Covers.....	4-7
4.7	Sawdust Chute .....	4-8
4.8	Saw Head Protection Kit, LT70M Mobile .....	4-9
<b>SECTION 5</b>	<b>CONTROL &amp; BATTERY BOXES</b>	<b>5-1</b>
5.1	Control Assembly (Gas/Diesel).....	5-1
5.2	Control Assembly, LT70 M RSW Series DH .....	5-3
5.3	Drum Switches .....	5-6
5.4	Front Panel Assembly & Harnesses .....	5-7
5.5	Circuit Breakers.....	5-7
5.6	Solenoids .....	5-9
5.7	Battery Box Assembly (Sawmills w/D42 Engine Only).....	5-9
5.8	Fuse Box Assembly (Sawmills w/D42 Engine Only) .....	5-10
<b>SECTION 6</b>	<b>UP/DOWN SYSTEM</b>	<b>6-1</b>
6.1	Up/Down Rollers & Covers .....	6-1
6.2	Blade Height Scale .....	6-2
6.3	Up/Down Chain & Sprockets.....	6-3
6.4	Up/Down Drive Assembly .....	6-4
6.5	Safety Switches .....	6-6
<b>SECTION 7</b>	<b>FEED SYSTEM &amp; TRACK ROLLERS</b>	<b>7-1</b>
7.1	Upper Track Rollers And Wipers.....	7-1

## Table of Contents

## Section-Page

7.2	Power Feed Assembly .....	7-2
7.3	Feed Chain/Stop, LT70 S/M .....	7-4
7.4	Lower Track Rollers.....	7-5

### **SECTION 8      BED FRAME ASSEMBLY      8-1**

8.1	Bed Rail Assembly, Front .....	8-1
8.2	Bed Rail Assembly, Rear .....	8-2
8.3	Bed Rail Assembly, Front Middle .....	8-3
8.4	Bed Rail Assembly, Rear Middle .....	8-4
8.5	Clamp Mount Assembly, Front (A/DH5/7).....	8-5
8.6	Clamp Mount Assembly, Rear (A/DH5/7).....	8-6
8.7	Leg, Stationary .....	8-7
8.8	Board Removal Assembly, "M" Frame Stationary Sawmills with A/DH1-3 Hydraulics (Option) .....	8-9
8.9	Board Removal Assembly, "M" Frame Portable Sawmills with A/DH1-3 Hydraulics (Option).....	8-11
8.10	Board Removal Assembly, "M" Frame Sawmills with A/DH4-7 Hydraulics (Option)	8-12
8.11	Board Return Table (LT70M Option) .....	8-13
8.12	Board Return Table (LT70M A/DH4-7 Option).....	8-15
8.13	Board Return Assembly - LT70S Long Table .....	8-17
8.14	Pivot Bed Rail Assembly.....	8-19
8.15	Log Side Support Assembly (Manual) .....	8-20
8.16	LT40/70 S/M/Super Saw Head Rest Pin Assembly .....	8-21
8.17	LT70MD42SDH7-2.6 Saw Head Rest Support .....	8-23
8.18	Inspection Platform .....	8-24
8.19	Inspection Platform For M Frame With Power Roller .....	8-25
8.20	Bed Frame Decals .....	8-26
8.21	Tie Down Chain Assembly .....	8-27
8.22	.....	9-1

### **SECTION 9      HYDRAULIC SYSTEM      9-1**

9.1	Hydraulic Hoses .....	9-1
	<i>Protective Conduits, LT70 Series A/DH Hydraulic Hoses</i>	
9.2	Hydraulic Control Box, LT40/70M Super (DC).....	9-3
9.3	Hydraulic Control Box, LT70 Series DH3.....	9-5
9.4	Hydraulic Control Box, LT70 Series DH5/7.....	9-7
9.5	Hydraulic Power Supply Strip.....	9-9
9.6	Hydraulic Log Loader .....	9-11
9.7	Hydraulic Log Turner .....	9-12
9.8	Hydraulic Log Side Supports (S/M Type Frame) .....	9-14
9.9	Hydraulic Pull-Down Clamp .....	9-16
9.10	Hydraulic Toe Board .....	9-18
9.11	Power Toe Roller (Option) .....	9-19

## SECTION 1 GENERAL INFORMATION

### 1.1 How To Use The Parts List

- Use the index above to locate the assembly that contains the part you need.
- Go to the appropriate section and locate the part in the illustration.
- Use the number pointing to the part to locate the correct part number and description in the table.
- Parts shown indented under another part are included with that part.
- Parts marked with a diamond (◆) are only available in the assembly listed above the part.

See the sample table below. Sample Part #A01111 includes part F02222-2 and subassembly A03333. Subassembly A03333 includes part S04444-4 and subassembly K05555. The diamond (◆) indicates that S04444-4 is not available except in subassembly A03333. Subassembly K05555 includes parts M06666 and F07777-77. The diamond (◆) indicates M06666 is not available except in subassembly K05555.

1.2 Sample Assembly				
REF	DESCRIPTION (◆ Indicates Parts Available In Assemblies Only)	PART #	QTY.	
	Sample Assembly, Complete (Includes All Indented Parts Below)	A01111	1	
1	Sample Part	F02222-22	1	
	Sample Subassembly (Includes All Indented Parts Below)	A03333	1	
2	Sample Part (◆ Indicates Part Is Only Available With A03333)	S04444-4	1	◆
	Sample Subassembly (Includes All Indented Parts Below)	K05555	1	
3	Sample Part (◆ Indicates Part Is Only Available With K05555)	M06666	2	◆
4	Sample Part	F07777-77	1	

#### To Order Parts:

- From Europe call our European Headquarters and Manufacturing Facility in Kolo, Poland at **+48-63-2626000**. From the continental U.S., call our toll-free Parts hotline at **1-800-525-8100**. Have your customer number, vehicle identification number, and part numbers ready when you call. From other international locations, contact the Wood-Mizer distributor in your area for parts.

#### Office Hours:

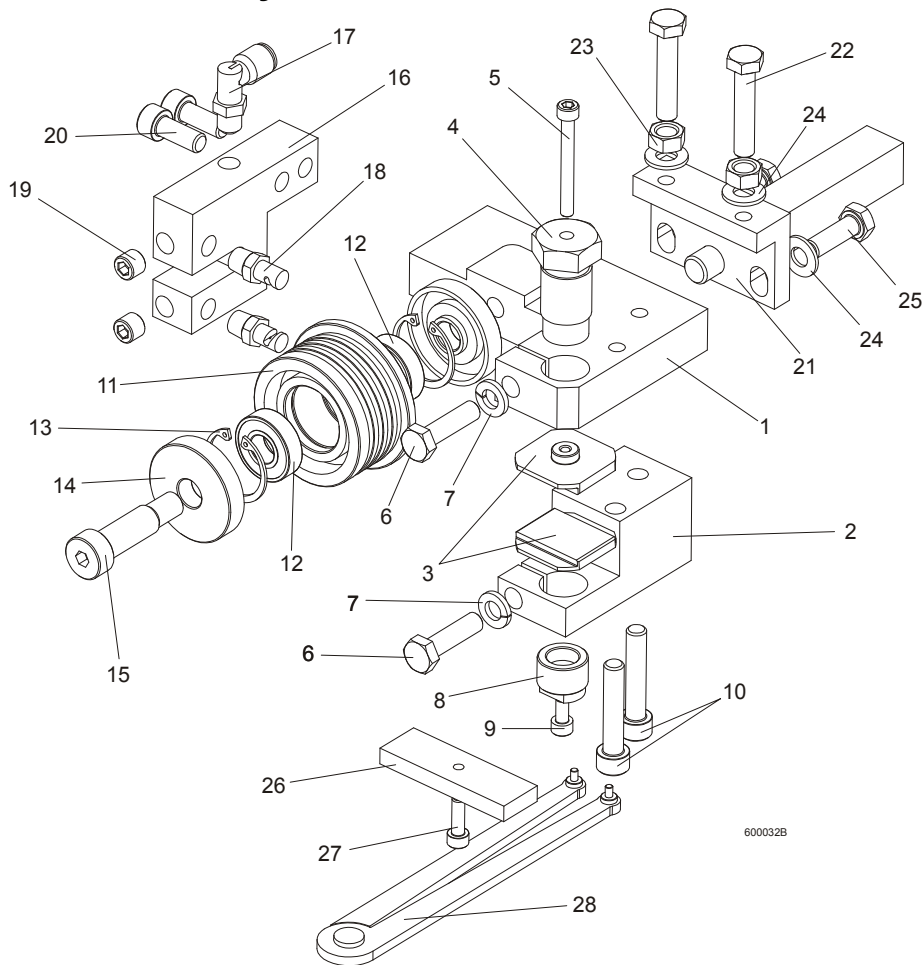
Country	Monday - Friday	Saturday	Sunday
Poland	7-15	Closed	Closed
US	8 a.m.- 5 a.m.	8 a.m.- 12 p.m.	Closed



**CAUTION!** It is strongly recommended that only original spare parts be used.

**SECTION 2 BLADE GUIDE ROLLERS & ARM**

**2.1 Blade Guide Assembly, Idle Side**



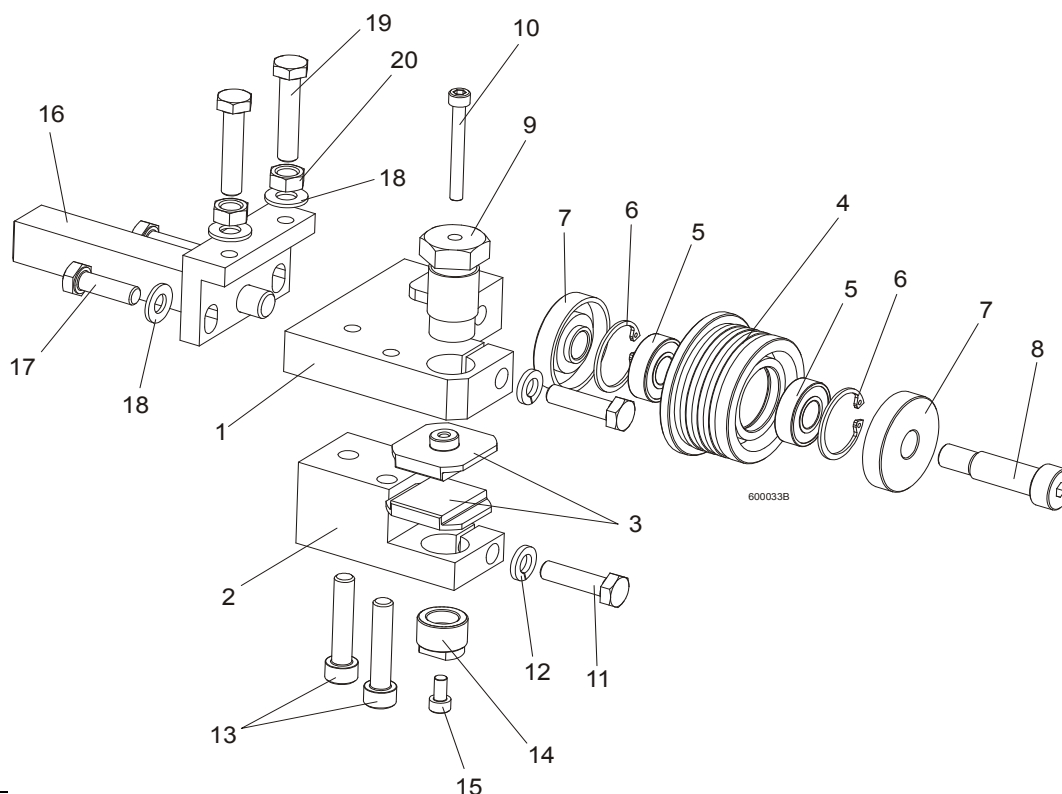
REF.	DESCRIPTION (◆ Indicates Parts Available In Assemblies Only)	PART#	QTY.
	<b>BLADE GUIDE ASSEMBLY, IDLE SIDE, EXTENDED</b> (for optional use with 1 1/2" blades)	092997	1
1	Block, Blade Guide Mount Zinc-plated	090947-1	1
2	Block, Lower Ceramic Pad Mount Zinc-plated	090948-1	1
3	Block, Blade Guide Zinc	093430-1	2
4	Bolt, Upper Pad Adjustment Zinc-plated	089515-1	1
5	Screw, M5x45 DIN912 A2-70 Hex Socket Head Cap Stainless Steel	F81000-24	1
6	Bolt, M8x30 DIN933 A2-70 Stainless Steel	F81002-27	2
7	Washer, 8.2 Split Lock Zinc	F81054-4	2
8	Screw, Lower Pad Adjuster Zinc-plated	090945-1	1
9	Screw, M5x10 DIN912 A2-70 Hex Socket Head Cap Stainless Steel	F81000-23	1
10	Screw, M8x40-8.8 Hex Socket Head Cap Zinc	F81002-29	2
	Roller, Blade Guide W/Bearing, Extended	092939	1
11	Roller, Blade Guide Extended	087890	1
12	Bearing, 6001 2RSR NACHI	087893	2
13	Ring, W28 Inside Retaining	F81090-9	2
14	Washer, Blade Guide Roller Spacer Zinc-plated	087891-1	1
	Washer, Blade Guide Roller Spacer Zinc-plated	087892-1	1

# 2 BLADE GUIDE ROLLERS & ARM

## Blade Guide Assembly, Drive Side

15	Screw, 12/M10x30 12.9 ISO 7379 Socket Head Shoulder	F81003-70	1	
	Screw, 12/M10x35 12.9 ISO 7379 Socket Head Shoulder, (used with the Extended Roller only)	F81003-48	1	
16	Block, Nozzle Mounting Zinc-plated	090487-1	1	
17	Fitting, 90° Elbow 1/8NPT-1/4 Tube Swivel	P09736	1	
18	Nozzle, Blade Lube Spray	033479	2	
19	Plug, M10x1 DIN 906 BN40 "BOSSARD"	F81015-3	2	
20	Screw, M8x20-8.8 Hex Socket Head Cap Zinc	F81002-30	2	
21	Pivot Weldment, Blade Guide Zinc-plated	089509-1	1	
22	Bolt, M8x40 DIN933 A2-70 Stainless Steel	F81002-28	2	
23	Nut, M8 DIN934 A2-70 Stainless Steel	F81032-7	2	
24	Washer, 8.4 Zinc Flat	F81054-1	4	
25	Bolt, M8x25 DIN933 A2-70 Stainless Steel	F81002-26	2	
	Block, Blade Guide Alignment	090951	1	
26	Block, Blade Guide Alignment Zinc-plated	090805-1	1	
27	Screw, M5x16-8.8 Hex Socket Head Cap Zinc	F81000-25	1	
28	Tool, 62860-3 (PERSCHMAN) Lower Pad Adjustment	090949	1	

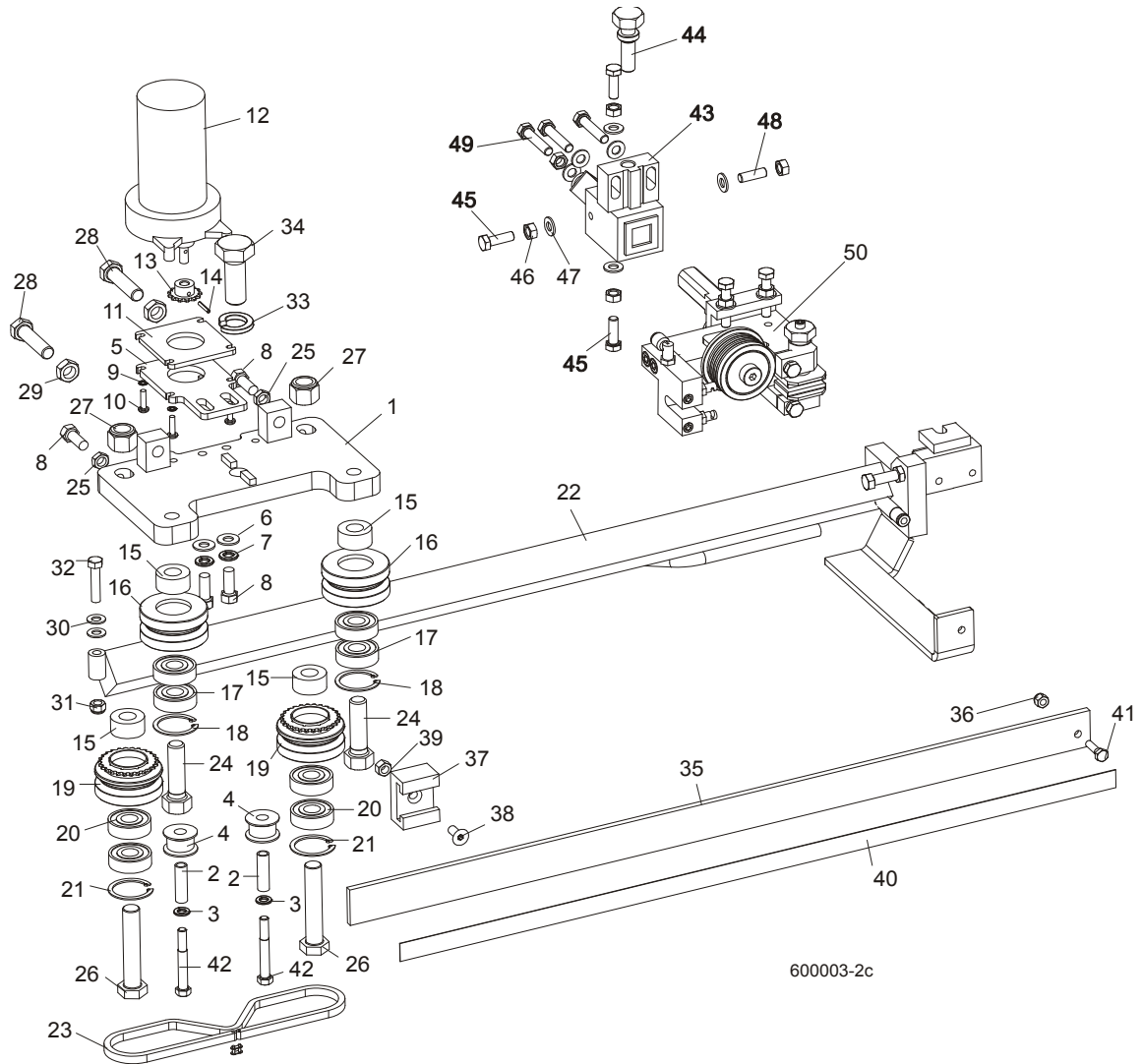
## 2.2 Blade Guide Assembly, Drive Side



REF.	DESCRIPTION (◆ Indicates Parts Available In Assemblies Only)	PART#	QTY.	
	<b>BLADE GUIDE ASSEMBLY, DRIVE SIDE, EXTENDED</b> (for optional use with 1 1/2" blades)	092998	1	
1	Block, Blade Guide Mount Zinc-plated	090944-1	1	
2	Block, Lower Ceramic Pad Mount Zinc-plated	090946-1	1	
3	Block, Blade Guide Zinc	093430-1	2	
	Roller, Blade Guide W/Bearing, Extended	092939	1	
4	Roller, Blade Guide Extended	087890	1	

5	Bearing, 6001 2RSR NACHI	087893	2	◆
6	Ring, W28 Inside Retaining	F81090-9	2	
7	Washer, Blade Guide Roller Spacer Zinc-plated	087891-1	1	
	Washer, Blade Guide Roller Spacer Zinc-plated	087892-1	1	
8	Screw, 12/M10x30 12.9 ISO 7379 Socket Head Shoulder	F81003-70	1	
	Screw, 12/M10x35 12.9 ISO 7379 Socket Head Shoulder (used with the Extended Roller only)	F81003-48	1	
9	Bolt, Upper Pad Adjustment	089515	1	
10	Screw, M5x45 DIN912 A2-70 Hex Socket Head Cap Stainless Steel	F81000-24	1	
11	Bolt, M8x30 DIN933 A2-70 Stainless Steel	F81002-27	2	
12	Washer, 8.2 Split Lock Zinc	F81054-4	2	
13	Screw, M8x40-8.8 Hex Socket Head Cap Zinc	F81002-29	2	
14	Screw, Lower Pad Adjustment Zinc-plated	090945-1	1	
15	Screw, M5x10 DIN912 A2-70 Hex Socket Head Cap Stainless Steel	F81000-23	1	
16	Pivot Weldment, Blade Guide Zinc-plated	089509-1	1	
17	Bolt, M8x25 DIN933 A2-70 Stainless Steel	F81002-26	2	
18	Washer, 8.4 Zinc Flat	F81054-1	4	
19	Bolt, M8x40 DIN933 A2-70 Stainless Steel	F81002-28	2	
20	Nut, M8 DIN934 A2-70 Stainless Steel	F81032-7	2	

**2.3 Blade Guide Arm Drive Assembly**

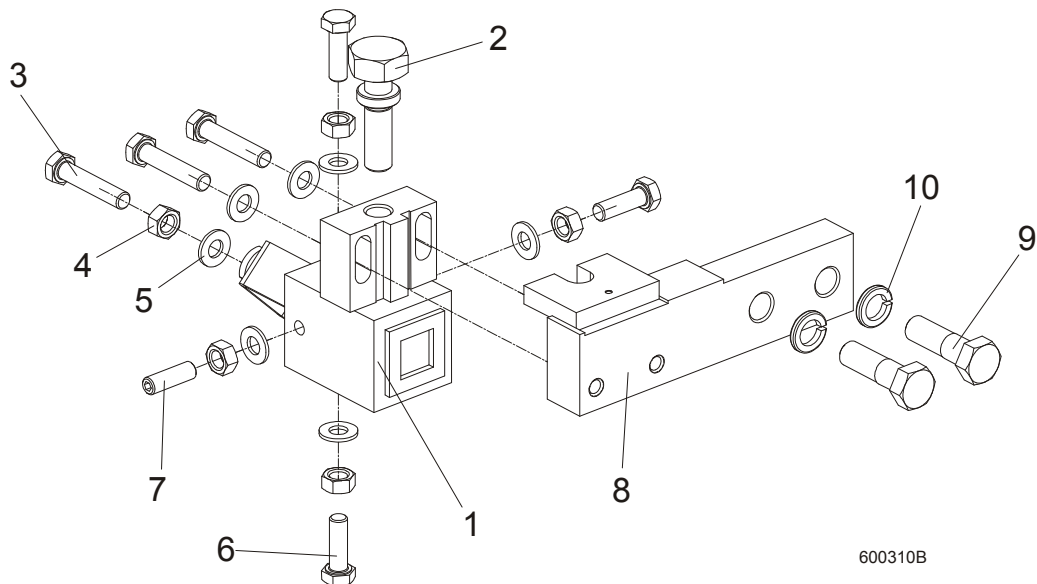


REF.	DESCRIPTION (◆ Indicates Parts Available In Assemblies Only)	PART#	QTY.
	<b>BLADE GUIDE ARM ASSEMBLY</b>	090950	1
1	Plate Weldment, Blade Guide Arm Zinc-plated	090800-1	1
2	Bushing, 0.322 x 0.44 x 1 1/2" Spacer	S09996	2
3	Washer, 5/16" Split Lock Zinc	F05011-13	2
4	Roller, Chain Guide	090801	2
5	Plate, Blade Guide Motor Mount Ptd	090803-1	1
6	Washer, 10.5 Zinc Flat	F81055-1	2
7	Washer, 3/8" Zinc Flat	F05011-4	2
8	Bolt, M10 x 25 8.8 Hex Head Full Thread	F81003-31	4
9	Washer, 5.3 Zinc Flat	F81052-1	4
10	Screw, #10-32 x 3/4 CrS1 Phillips Head	F05004-38	4
11	Plate, Spacer Ptd	090802-1	1
12	Motor, 53:1 Gear ASA Blade Guide Arm	P09698-1	1
13	Sprocket, 25B13 x .3130	P09970	1
14	Pin, 3 x 14 Zinc Roll	F81044-4	1
15	Spacer, Drive Roller Zinc-plated	090804-1	4



	<b>ROLLER ASSEMBLY, BLADE GUIDE ARM IDLER</b>	042543	2	
16	Housing, 2 1/2" V-Groove	042536	1	
17	Bearing, 6203 2RSP6-5/8 CX	095087	2	
18	Ring, 1.575" ID 5002-156 Retaining	F04254-8	1	
	<b>ROLLER ASSEMBLY, BLADE GUIDE ARM DRIVE</b>	042542	2	
19	Housing, 2 1/2" V-Groove W/Sprocket	042541	1	
20	Bearing, 6203 2RSP6-5/8 CX	095087	2	
21	Ring, 1.575" ID 5002-156 Retaining	F04254-8	1	
22	Arm Weldment, Blade Guide Zinc-plated	090479-1	1	
23	Chain, #25 x 92 PITCHES B/G	093805	1	
24	Bolt, 5/8-18 x 2 1/4 Hex Head Grade 5	F05009-80	2	
25	Nut, M10-04-W Zinc Hex Thin	F81033-6	2	
26	Bolt, 5/8-18 x 3 1/4 Hex Head Grade 5	F05009-80	2	
27	Nut, 5/8-18 Hex Nylon Lock	F05010-71	2	
28	Screw, M12 x 1.25 x 60-33H Zinc Hex Set W/Full Dog Point	F81004-52	2	
29	Nut, M12 x 1.25 8.8 Zinc Hex Thin	F81034-5	2	
30	Washer, 8.4 Zinc Flat	F81054-1	1	
31	Nut, M8-8-B Hex Nylon Zinc Lock	F81032-2	1	
32	Bolt, M8 x 40-8.8 Hex Head Full Thread Zinc	F81002-15	1	
33	Washer, DIN 6319-21C Spherical	F81059-6	1	
34	Bolt, M20 x 1.5 x 50-8.8-B Hex Head Full Thread Zinc	F81007-2	1	
35	Guard, Blade	088306	1	
36	Nut, M6-8-B Hex Nylon Zinc Lock	F81031-2	1	
37	Guide, Blade Guard	088305	1	
38	Screw, M8 x 25 Cross Recessed Countersunk Head Zinc	F81002-51	1	
39	Nut, M8-8-B Hex Nylon Zinc Lock	F81032-2	1	
40	Decal, Warning	015849	1	
41	Bolt, M6 x 20-8.8 Hex Head Full Thread Zinc	F81001-2	2	
42	Screw, 12/M10 x 20 12.9 ISO7379(BOSSARD) Socket Head Shoulder	F81003-68	2	
43	Mounting Block, LT70 Blade Guide, zinc	089503-1	1	
44	Bolt, Blade Guide Adjustment, zinc	506552-1	1	
45	Bolt, M8x25 DIN933 A2-70, Stainless	F81002-26	3	
46	Nut, M8 DIN934 A2-70, Stainless	F81032-7	5	
47	Washer, 8.4 FLAT,ZINC	F81054-1	7	
48	Screw, Set, M8x8-33H FE/ZN Hex Socket Head, Stainless	F81014-3	1	
49	Bolt M8x40 DIN933 A2-70, Stainless	F81002-28	3	
50	Blade Guide Parts ( <a href="#">See Section 2.1</a> )	093805	1	

**2.4 Blade Guide Mount Assembly, Drive Side**

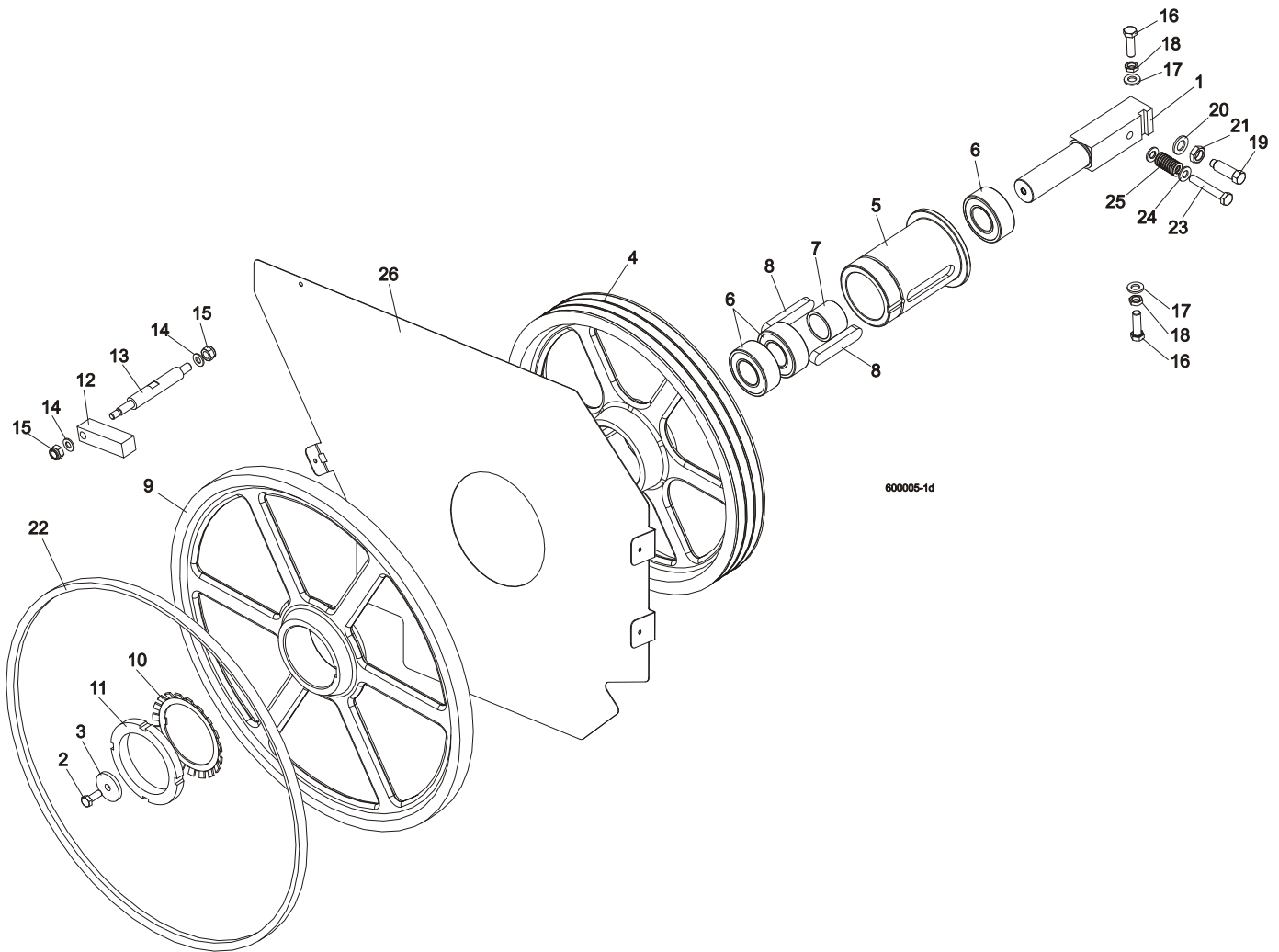


600310B

REF.	DESCRIPTION (◆ Indicates Parts Available In Assemblies Only)	PART#	QTY.	
	<b>MOUNTING BLOCK, DRIVE SIDE</b>	091338	1	
1	MOUNTING BLOCK, BLADE GUIDE, DRIVE SIDE, ZINC	089503-1	1	
2	BOLT, BLADE GUIDE ADJUSTMENT, ZINC	506552-1	1	
3	BOLT, M8X40 DIN933 A2-70, STAINLESS	F81002-28	3	
4	NUT, M8 DIN934 A2-70, STAINLESS	F81032-7	5	
5	WASHER, 8.4 FLAT,ZINC	F81054-1	7	
6	BOLT, M8X25 DIN933 A2-70, STAINLESS	F81002-26	3	
7	SCREW, BLADE GUIDE ADJUSTMENT, M8X25 A2-70 DIN 913, STAINLESS	F81014-3	1	
8	BAR, BLADE GUIDE MOUNT, ZINC	089501-1	1	
9	BOLT,M12X40-8.8 HEX HEAD ZINC	F81004-1	2	
10	WASHER, M12 SPLIT LOCK ZINC	F81056-2	2	

## SECTION 3 BLADE WHEELS & TENSIONER

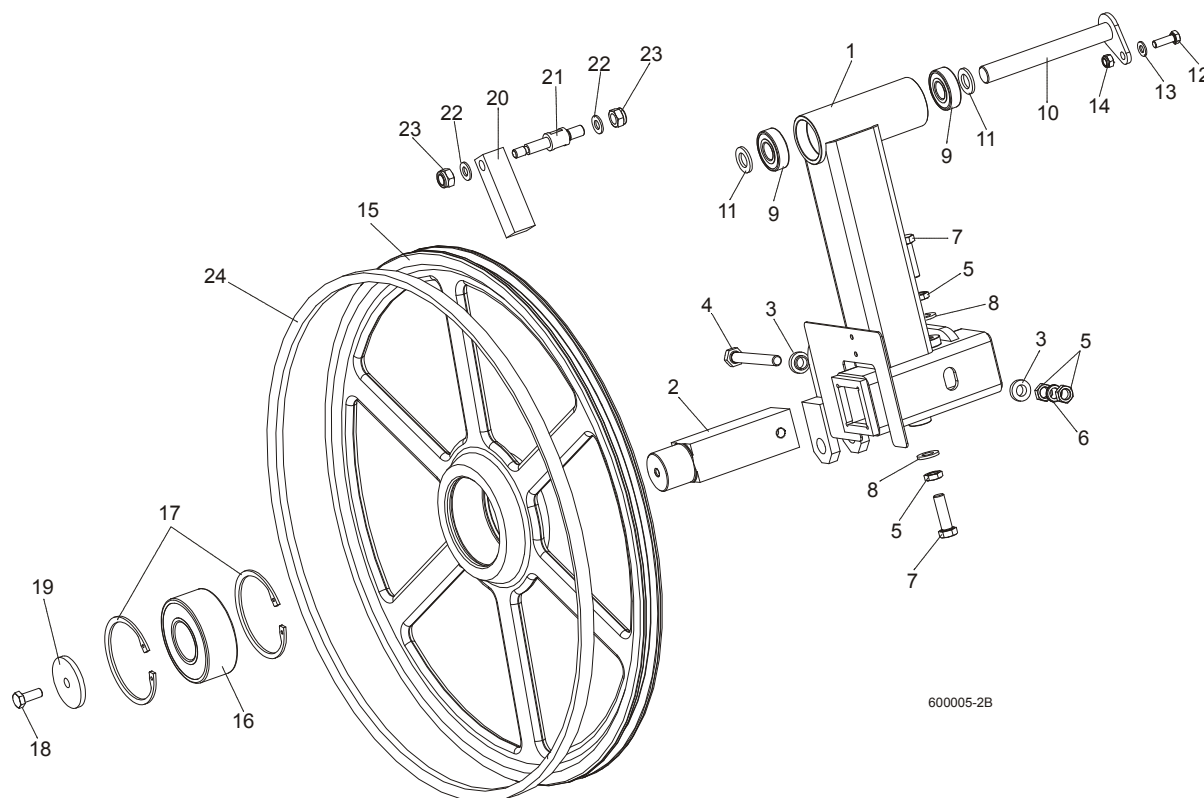
### 3.1 Blade Drive Assembly



REF	DESCRIPTION (◆ Indicates Parts Available In Assemblies Only)	PART #	QTY.
1	SHAFT, BLADE DRIVE WHEEL	088475	1
2	BOLT, M10x25 8.8 HEX HEAD FULL THREAD	F81003-31	1
3	WASHER, BLADE DRIVE WHEEL	088956-1	1
	PULLEY ASSEMBLY, BLADE DRIVE	504808	1
4	Pulley, 3-Groove 484 mm Diameter	089457-1	1
5	Bushing, Blade Drive Wheel	504809	1
6	Bearing, 3208.2rsr.tvh (FAG) Rolling	088449	3
7	Spacer, 51x41x36.3 Drive Bearing	504810	1
8	Key, A20x12x100 Parallel	088477	2
9	WHEEL, BLADE DRIVE	090811	1
10	WASHER, MB21 (FAG) LOCK	088451	1
11	NUT, KM21(M105X2) (FAG) LOCK	088450	1
12	BAR, WHEEL SCRAPER	088781	1
13	SHAFT, WHEEL SCRAPER	088780-1	1

14	WASHER, 10.5 ZINC FLAT	F81055-1	2	
15	NUT, M12-8 HEX NYLON ZINC LOCK	F81034-2	2	
16	BOLT, M12X1.25X40 HEX HEAD	F81004-42	3	
17	WASHER, 13 FLAT ZINC	F81056-1	3	
18	NUT, M12X1.25 8.8 THIN ZINC	F81034-5	3	
19	SCREW, M16X1.5X50-33H HEX HEAD FULL DOG POINT SET ZINC	F81006-14	1	
20	WASHER, 17 ZINC FLAT	F81058-1	1	
21	NUT, M16x1.5-08-B ZINC THIN	F81036-6	1	
22	BELT, BLADE WHEEL B72.5	017922	1	
23	BOLT M10X65	F81003-67	1	
24	WASHER, 10.5 ZINC FLAT	F81055-1	2	
25	SPRING19X38	034430	1	
26	PLATE, LT70AC SAW HEAD (OPTION)	100897-1	1	
	BELT 3B/HB2462 La	089464	1	

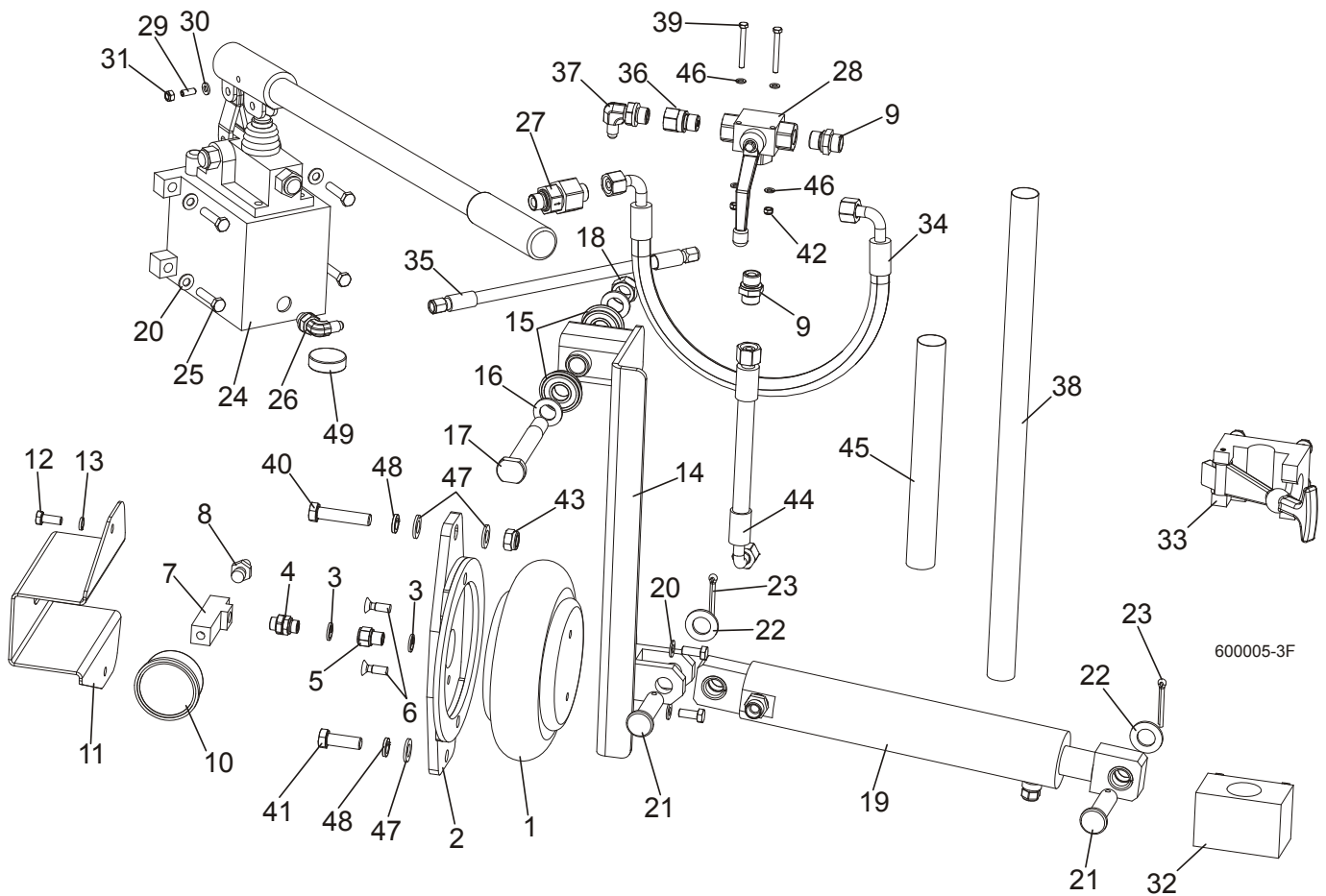
### 3.2 Idle Blade Wheel Assembly



REF	DESCRIPTION (◆ Indicates Parts Available In Assemblies Only)	PART #	QTY.
	<b>TUBE, LT70 IDLE SIDE BLADE WHEEL W/LEVER COMPLETE</b>	092791	1
1	Tube Weldment, LT70 Idle Blade Wheel w/Lever	092780-1	1
2	Shaft, Idle Blade Wheel	088474	1
3	Washer, Zinc Special	086769-1	2
4	Bolt, M12x1.25x100-8.8 Hex Head Zinc	F81004-41	1
5	Nut, M12x1.25 8.8 Hex ZincThin	F81034-5	4
6	Washer, Z12.2 Split Zinc Lock	F81056-2	1
7	Bolt, M12x1.25x40 Hex Head	F81004-42	2
8	Washer, 13 Zinc Flat	F81056-1	2
9	Bearing, 6204 2RS-CX Rolling	088447	2

10	<b>PIN WELDMENT, PIVOT</b>	088759-1	1	
11	<b>WASHER, 17 ZINC FLAT</b>	F81058-1	2	
12	<b>BOLT, M8X25-8.8-B HEX HEAD FULL THREAD ZINC</b>	F81002-5	1	
13	<b>WASHER, 8.4 ZINC FLAT</b>	F81054-1	1	
14	<b>NUT, M8-8-B HEX NYLON ZINC LOCK</b>	F81032-2	1	
	<b>WHEEL ASSEMBLY, IDLE SIDE</b>	088764	1	
15	Wheel, Blade Idle Side	090810	1	
16	Bearing, 3309B.2RSR.TVH-P66 FAG	086428	1	
17	Ring, W100 Spring Retaining	F81090-10	2	
18	<b>BOLT, M10X25 8.8 HEX HEAD FULL THREAD</b>	F81003-31	1	
19	<b>WASHER, IDLE BLADE WHEEL RETAINING</b>	088957-1	1	
20	<b>SCRAPER, IDLE BLADE WHEEL</b>	088781	1	
21	<b>SHAFT, SHORT ZINC WHEEL SCRAPER</b>	088779-1	1	
22	<b>WASHER, 10.5 ZINC FLAT</b>	F81055-1	2	
23	<b>NUT, M12-8 HEX NYLON ZINC LOCK</b>	F81034-2	2	
24	<b>BELT, BLADE WHEEL B72.5</b>	017922	1	

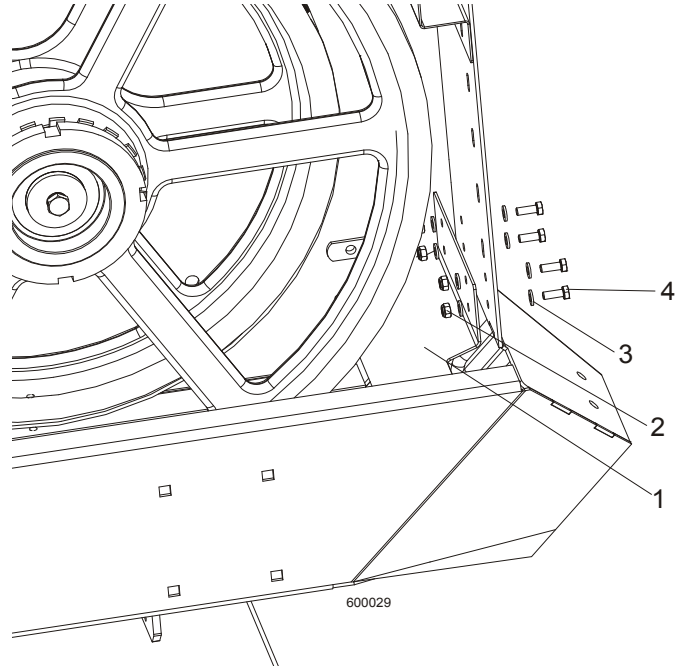
### 3.3 Hydraulic Blade Tensioner Assembly



REF	DESCRIPTION (◆ Indicates Parts Available In Assemblies Only)	PART #	QTY.
	<b>HYDRAULIC BLADE TENSIONER, COMPLETE</b>	504801	1
1	BAG, POJ 192 308 100 0 AIR	088576	1
2	BRACKET, AIR BAG MOUNT	088798-1	1
3	SEAL, G1/4 866-014-000-0	090809	4
4	NIPPLE, 1/4 8632141400)BOSCH	097703	1
5	FITTING, 1/4 THREAD/1/4 THREAD 2521	097704	1
6	BOLT, M8X25 PAN HEAD ZINC	F81002-51	2
7	TEE CONNECTOR, SPECIAL	097702-1	1
8	FITTING, 1/4" THREAD 390 004 004 0 (REXROTH) AIR TANK VALVE	088575	1
9	FITTING, HD-GE-12L-BE-06 STRAIGHT	094561	2
10	GAUGE, M63T-2,5/20G G 1/8 0-0,6 MPA/PSI AIR PRESSURE	088568	1
11	GUARD, AIR PRESSURE GAUGE	088924-1	1
12	SCREW, M8X25 CROSS RECESSED COUNTERSUNK HEAD ZINC	F81002-4	4
13	WASHER 8.2 ZINC SPLIT	F81054-4	2
14	ARM, AIR CYLINDER PAINTED	092779-1	1
15	BEARING W/SNAP RING 6203-2RS	086395	2
16	WASHER, 17 FLAT ZINC	F81058-1	2
17	PIN, IDLER ARM MOUNT	086404	1
18	NUT, M16, HEX, NYLON ZINC LOCK	F81036-2	2

19	CYLINDER, HYDRAULIC COMPLETE	092788	1	
	CYLINDER, SHDJ050/030X80 HYDRAULIC	092787-1	1	
	BUSHING, TUF1 18x120 CX	500106	4	
	FITTING, HD-GE-12L-BE-06 STRAIGHT	094561	1	
	VALVE, 2901-14-17 AIR VENT	090794	1	
20	WASHER, 8.4 ZINC FLAT	F81054-1	6	
21	PIN, PN-EN 22341-B-18X65X57-A2	F81049-4	2	
22	WASHER, 19 FLAT ZINC	F81060-1	2	
23	PIN, S-ZN 5X40 PN-M/82001	F81043-31	2	
24	PUMP,PMS12/TNK1 MANUAL W/TANK 1L	092789-1	1	
25	BOLT, 8MM X 1.25X35MM HH ZINC	F81002-13	4	
26	ELBOW, CA-204410-3	094562	1	
27	VALVE, RHV12LREDA3C CHECK	094559	1	
28	VALVE, BALL 3-WAY RSAP3 VOL2L G3/8"	504803	1	
29	LATCH, GN615.3-M6-KN BALL THREADED	096874	1	
30	WASHER, M6, FLAT, ZINC	F81053-1	1	
31	NUT, M6, HEX, NYLON LOCK ZINC	F81031-2	1	
32	BRACKET, TENSIONER PUMP HANDLE BOTTOM	096951	1	
33	BRACKET, TENSIONER PUMP HANDLE UPPER	092800	1	
34	HOSE, DN10 W/FITTING 10AOL 90 M18X1.5	504804	1	
35	HOSE, 1/4 W/FITTING JIC 7/16-20	504805	1	
36	FITTING, G 3/8 THROTTLE	096849	1	
37	ELBOW, CA-204411-3	094563	1	
38	HOSE PROTECTION	505178	1	
39	BOLT, M5X45 DIN933 A2-70 STAINLESS STEEL	F81000-22	2	
40	BOLT, M12X55-8.8 HEX HEAD ZINC	F81004-12	1	
41	BOLT, M12 X 35-8.8-FE/ZN5 HEX HEAD FULL	F81004-24	1	
42	NUT, M5-8-FE/ZN5 DIN985	F81030-2	2	
43	NUT, M12-8 HEX NYLON ZINC LOCK	F81034-2	1	
44	HOSE, DN12 W/FITTINGS PN10AOL90 I PN10AOL M1.5	096964	1	
45	HOSE PROTECTION	098489	1	
46	WASHER, 5.3 FLAT ZINC	F81052-1	4	
47	WASHER, 13 FLAT ZINC	F81056-1	3	
48	WASHER, Z12.2 SPLIT LOCK ZINC	F81056-2	2	
49	MAGNET, MW.38X12/N38 NEODYMIUM	500022	1	

**3.4 Sawdust Flow Guide**

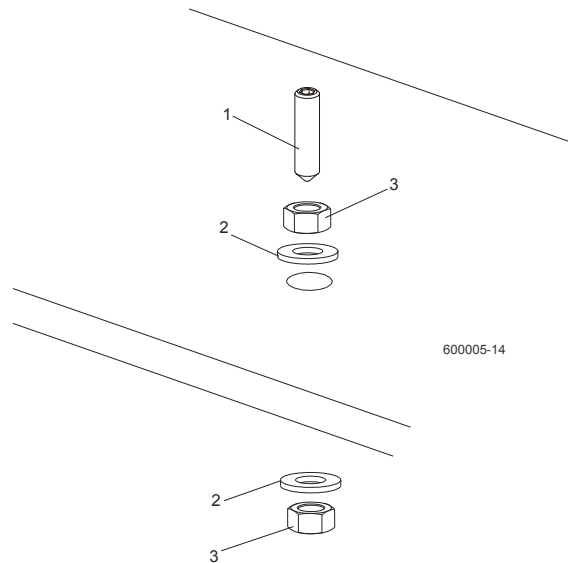


REF	DESCRIPTION (◆ Indicates Parts Available In Assemblies Only)	PART #	QTY.	
1	GUIDE, SAWDUST FLOW PAINTED	090506	1	
2	NUT, M6-8-B HEX NYLON ZINC LOCK	F81031-2	4	
3	WASHER 6.4 ZINC FLAT	F81053-1	8	
4	BOLT, M6 X 16 8.8 FE/ZN5 PN-M/82105	F81001-15	4	



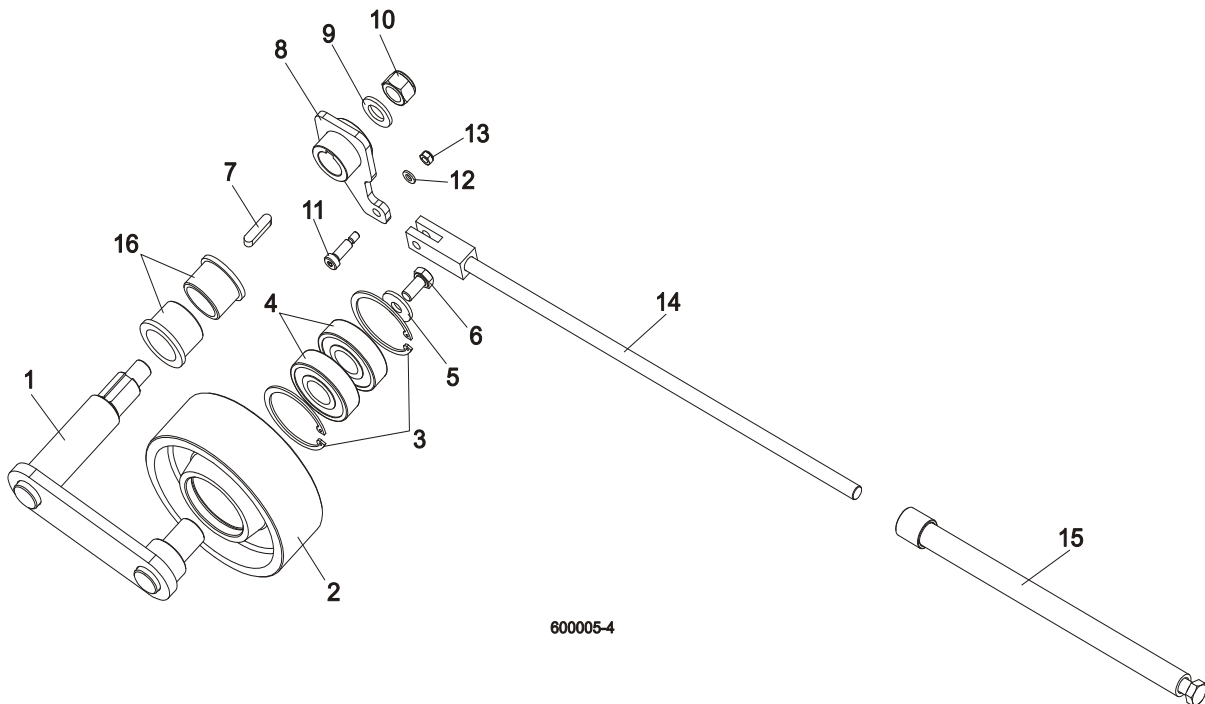
## SECTION 4 SAW HEAD

### 4.1 Middle Throat Screw



REF	DESCRIPTION (◆ Indicates Parts Available In Assemblies Only)	PART #	QTY.
1	SCREW, M10X40-45H HEX SOCKET SET CONE POINT ZINC	F81003-61	1
2	WASHER, 10.5 ZINC FLAT	F81055-1	2
3	NUT, M10-8-B ZINC HEX	F81033-3	2

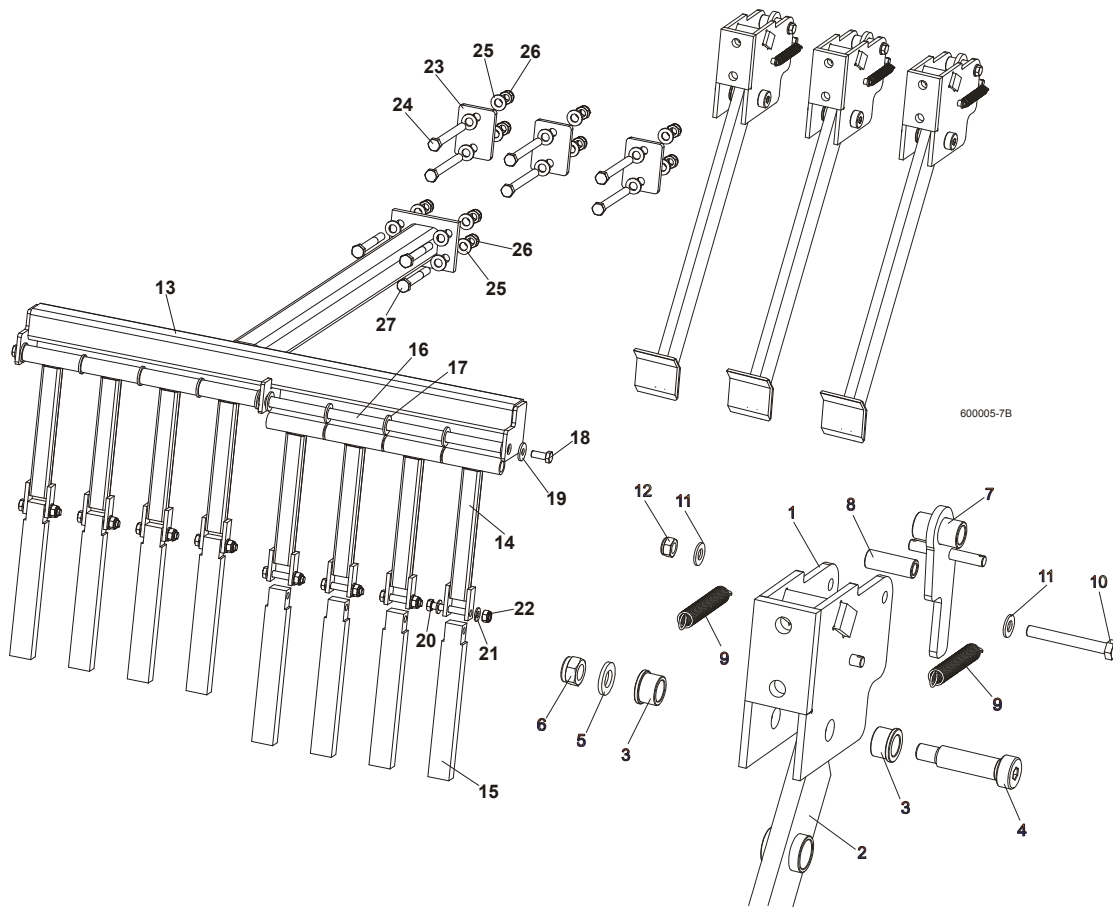
### 4.2 Drive Belt Tensioner LT70 DC



REF	DESCRIPTION (◆ Indicates Parts Available In Assemblies Only)	PART #	QTY.
	TENSIONER ASSEMBLY, DRIVE BELT	509886	1
1	Pivot Weldment, Drive Belt Tensioner	509885-1	1

2	Wheel, Belt Tension	509882	1	
3	Ring, 62 mm Inside Spring Retaining	F81090-1	2	
4	Bearing, 6305 2RS NSK	P08066	2	
5	Washer, 11 Dia. Zinc Flat Special	088787-1	1	
6	Bolt, M10x20-5.8 Hex Head Full Thread Zinc	F81003-1	1	
7	Key, A8X7X32 Parallel	088564	1	
8	Arm Weldment, Drive Belt Tensioner	088807-1	1	
9	Washer, 17 Zinc Flat	F81058-1	1	
10	Nut, M16-5.8 Zinc Hex	F81036-2	1	
11	Bolt, 8/M6X20 12.9 ISO 7379 BOSSARD	F81001-25	1	
12	Washer 6.4 Zinc Flat	F81053-1	1	
13	Nut, M6-8-B Hex Nylon Zinc Lock	F81031-2	1	
14	Rod Weldment, Threaded Zinc-Plated	088789-1	1	
15	Tube Weldment, Threaded Zinc-Plated	088782-1	1	
16	<b>BUSHING, MFM-3240-30</b>	088461	2	

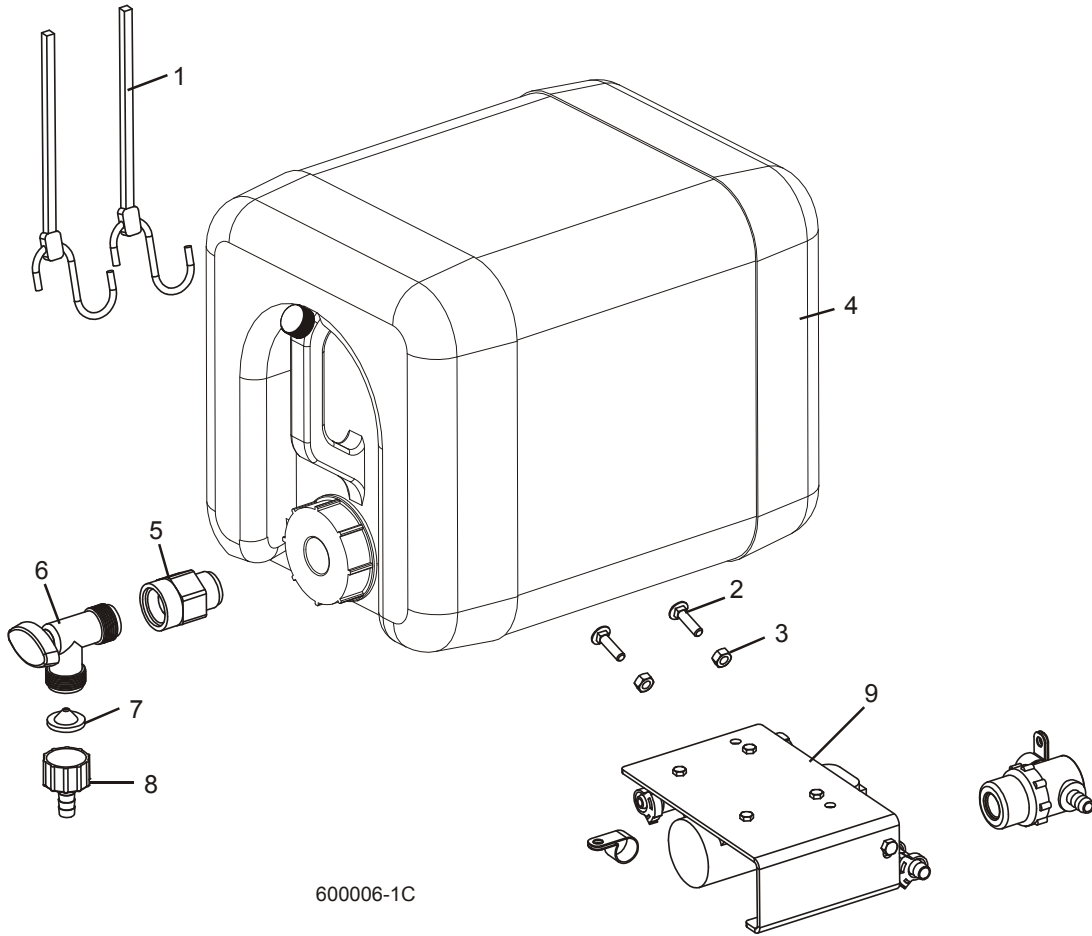
### 4.3 Board Return Assembly (Optional)



REF	DESCRIPTION (◆ Indicates Parts Available In Assemblies Only)	PART #	QTY.
	<b>BOARD RETURN ASSEMBLY, LT70</b>	092757	1
	Board Return Assembly	090120	3
1	Mount Weldment, Board Return Arm	090109-1	3
2	Arm, Board Return	090112-1	3
3	Bushing, Bronze	086676	6

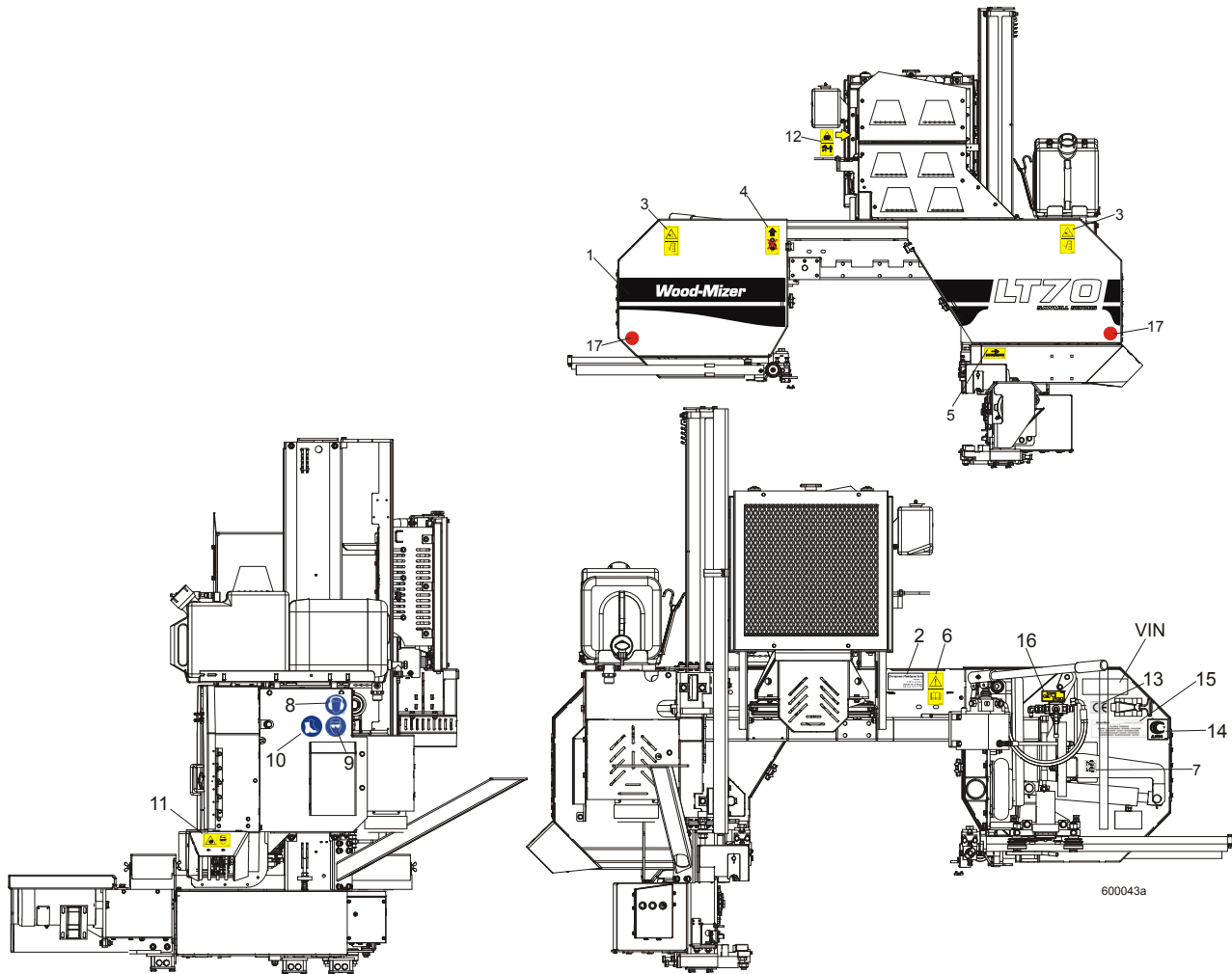
4	Bolt, 16/M12x50-12.9 ISO7379-BOSSARD Socket Head	F81004-25	3	
5	Washer, 13 Zinc Flat	F81056-1	3	
6	Nut, M12-8 Hex Nylon Zinc Lock	F81034-2	6	
7	Latch Weldment, Board Return Arm	090118-1	3	
8	Spacer, Zinc	090115-1	3	
9	Spring, 1/2 x 2 1/4 x 0,06 Extension	014817	6	
10	Bolt, M8 x 65-5.8 Hex Head Zinc	F81002-3	3	
11	Washer, 8.4 Zinc Flat	F81054-1	6	
12	Nut, M8-8-B Hex Nylon Zinc Lock	F81032-2	3	
	Guide, Board Return	091076	1	
13	Guide Weldment, Board Return	091067-1	1	
14	Bar Weldment, Board Guide Upper	091070-1	8	
15	Bar, Board Guide Lower Aluminium	091071	8	
16	Rod, Board Return Guide	091074	1	
17	Washer, M16, Flat Zinc	F81058-1	10	
18	Bolt, M10x25 8.8, Hex Head, Full Thrd, Zinc	F81003-31	2	
19	Washer, 10,5 Fe/Zn5	F81055-6	2	
20	Bolt, M10x60 -8.8, Hex Head, Full Thrd, Zinc	F81003-10	8	
21	Washer, M10, Flat Zinc	F81055-1	16	
22	Nut, M10, Nylon Hex Zinc Lock	F81033-1	8	
23	Washer, Special	092756-1	3	
24	Bolt, M12x120, Hex Head, Full Thrd, Zinc	F81004-38	6	
25	Washer, 13 Zinc	F81056-1	20	
26	Nut, M12 Hex Nylon Zinc Lock	F81034-2	10	
27	Bolt, M12x100, Hex Head, Full Thrd, Zinc	F81004-3	4	

**4.4 Water Lube Assembly**



REF	DESCRIPTION (◆ Indicates Parts Available In Assemblies Only)	PART #	QTY.	
1	STRAP, 20" RUBBER	P11668	2	
2	BOLT, 1/4-20 X 1" CARRIAGE HEAD	F05005-34	2	
3	NUT, 1/4-20 HEX LOCK	F05010-21	2	
4	BOTTLE, 5-GALLON WATER	014637	1	
5	FITTING, 3/4FPT X 3/4MPT	014636	1	
6	FITTING, WATER LUBE SHUTOFF VALVE	014100	1	
7	FILTER, WATER LUBE	016086	1	
8	FITTING, 5/8" NPT TO 3/8" HOSE BARB	014113	1	
9	LUBEMIZER PARTS/HOSES (SEE LUBEMIZER OPTION MANUAL)			

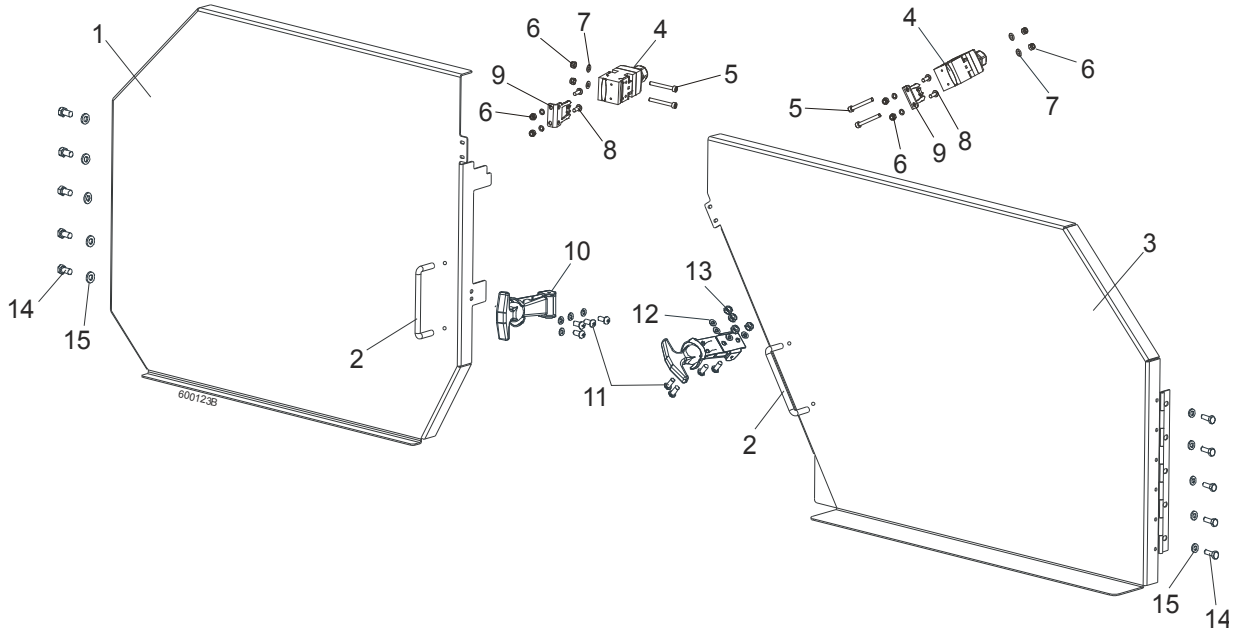
## 4.5 LT70DC Saw Head Decals



REF	DESCRIPTION (◆ Indicates Parts Available In Assemblies Only)	PART #	QTY.
1	DECAL, LT70 SERIES SAWMILL	092764	1
	<b>PICTOGRAPHIC DECAL KIT, LT70DC</b>	099519	1
2	DECAL, EUROPEAN HEADQUARTERS ADDRESS	015841	1
3	DECAL, SAWMILL COVERS CAUTION (PICTOGRAM)	099220	1
4	DECAL, PICTOGRAM (BLACK ARROW & HOOK)	085977B	1
5	DECAL, BLADE MOVEMENT DIRECTION (PICTOGRAM)	096321	1
6	DECAL, READ OPERATOR'S MANUAL (PICTOGRAM)	096317	1
7	DECAL, BLADE ALIGNMENT (PICTOGRAM)	P11789-70	1
8	DECAL, EYE PROTECTION WARNING (PICTOGRAM)	S12004G	1
9	DECAL, EAR PROTECTION WARNING (PICTOGRAM)	S12005G	1
10	DECAL, USE SAFETY BOOTS (PICTOGRAM)	501465	1
11	DECAL, SAWDUST CHUTE WARNING (PICTOGRAM)	099222	1
12	DECAL, KEEP AWAY - HOT PARTS	086099	1

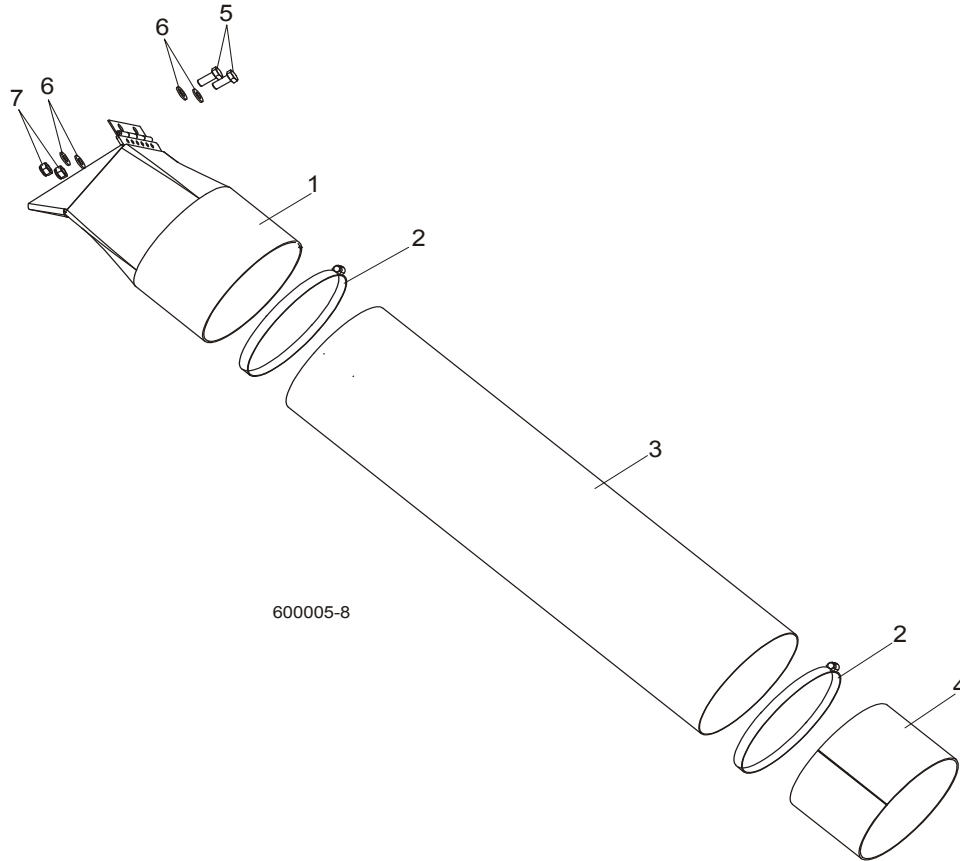
13	DECAL, CE CERTIFIED SAWMILL (SMALL)	P85070	2	
14	DECAL, RUSSIAN SAFETY CERTIFICATION	099401	1	
15	DECAL, INTERNATIONAL SAWMILL NAME	501466	1	
	DECAL, BLADE SETTING	P85066-70	1	
	DECAL, KEEP AWAY DANGER, PICTOGRAM	099221	1	
	DECAL, MAX. OIL PRESSURE, PICTOGRAM	099524	1	
16	DECAL, LEVER OF TENSIONER'S BALL VALVE	505189	1	
17	<b>REFLECTOR, 2" DIA. RED (FOR PORTABLE SAWMILLS ONLY)</b>	P07452	2	
	<b>DECAL, STAY A SAFE DISTANCE FROM THE BLADE (FOR DEBARKERS)</b>	098176	1	

## 4.6 Blade Housing Covers



REF	DESCRIPTION (◆ Indicates Parts Available In Assemblies Only)	PART #	QTY.
	<b>COVER ASSEMBLY, IDLE SIDE BLADE HOUSING</b>	088920	1
1	Cover Assembly, Idle Side Blade Housing, Ptd	088915-1	1
2	Handle, Blade Housing Cover	P08065	1
	<b>COVER ASSEMBLY, DRIVE SIDE BLADE HOUSING</b>	088921	1
3	Cover Assembly, Drive Side Blade Housing, Ptd	088917-1	1
2	Handle, Blade Housing Cover	P08065	1
4	<b>SAFETY SWITCH, AZ17-11ZRK</b>	094232	2
5	<b>BOLT, M4 X 35-8.8 SOCKET HEAD</b>	F81011-34	4
6	<b>NUT, M4-B HEX NYLON ZIN</b>	F81028-2	8
7	<b>WASHER 4,3 ZINC, FLAT</b>	F81051-2	8
8	<b>SCREW, M4 X 12-5.8</b>	F81011-41	4
9	<b>KEY, AZ17/170-B5 SAFETY SWITCH</b>	094422	4
10	<b>LATCH, FLEXIBLE DRAW</b>	014829	2
11	<b>BOLT, M5X12-5.8</b>	F81000-5	8
12	<b>WASHER 5,3 ZINC FLAT</b>	F81052-1	8
13	<b>NUT M5-8 DIN 985 ZINC</b>	F81030-2	8
14	<b>BOLT, M6X16 8.8 HEX HEAD FULL THREAD ZINC</b>	F81001-15	10
15	<b>WASHER 6.4 ZINC FLAT</b>	F81053-1	10

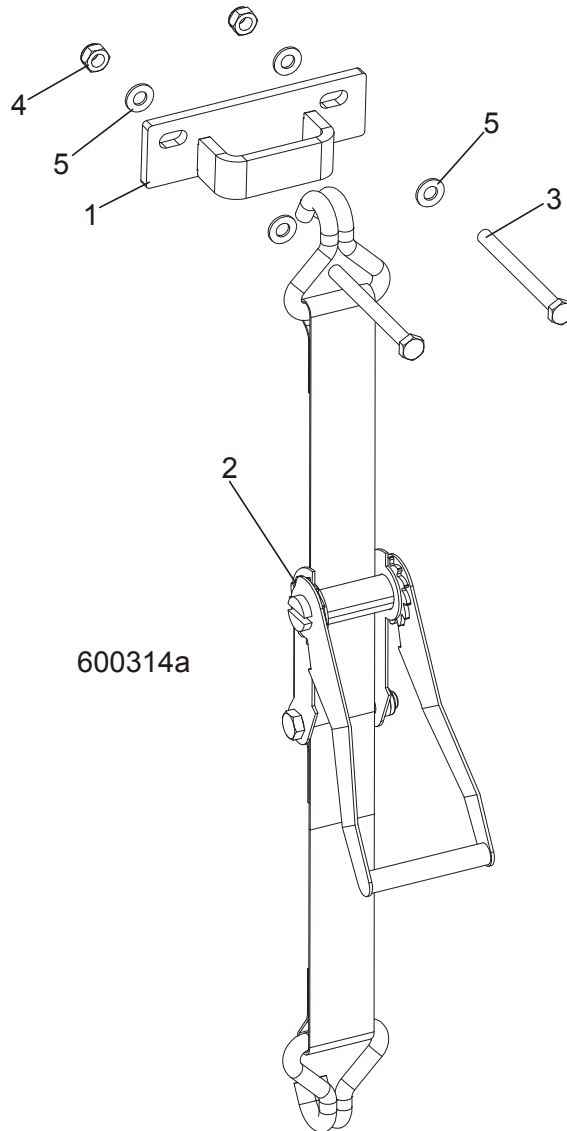
**4.7 Sawdust Chute**



REF	DESCRIPTION (◆ Indicates Parts Available In Assemblies Only)	PART #	QTY.	
1	CHUTE WELDMENT, SAWDUST	089352-1	1	
2	CLAMP, 152 MM	089358	2	
3	TUBE, SAWDUST CHUTE	090153	1	
4	TUBE, CHUTE END	090126-1	1	
5	BOLT, M8X20-8.8-B HEX HEAD FULL THREAD ZINC	F81002-4	2	
6	WASHER 8.4 ZINC FLAT	F81054-1	4	
7	NUT, M8-8-B HEX NYLON ZINC LOCK	F81032-2	2	



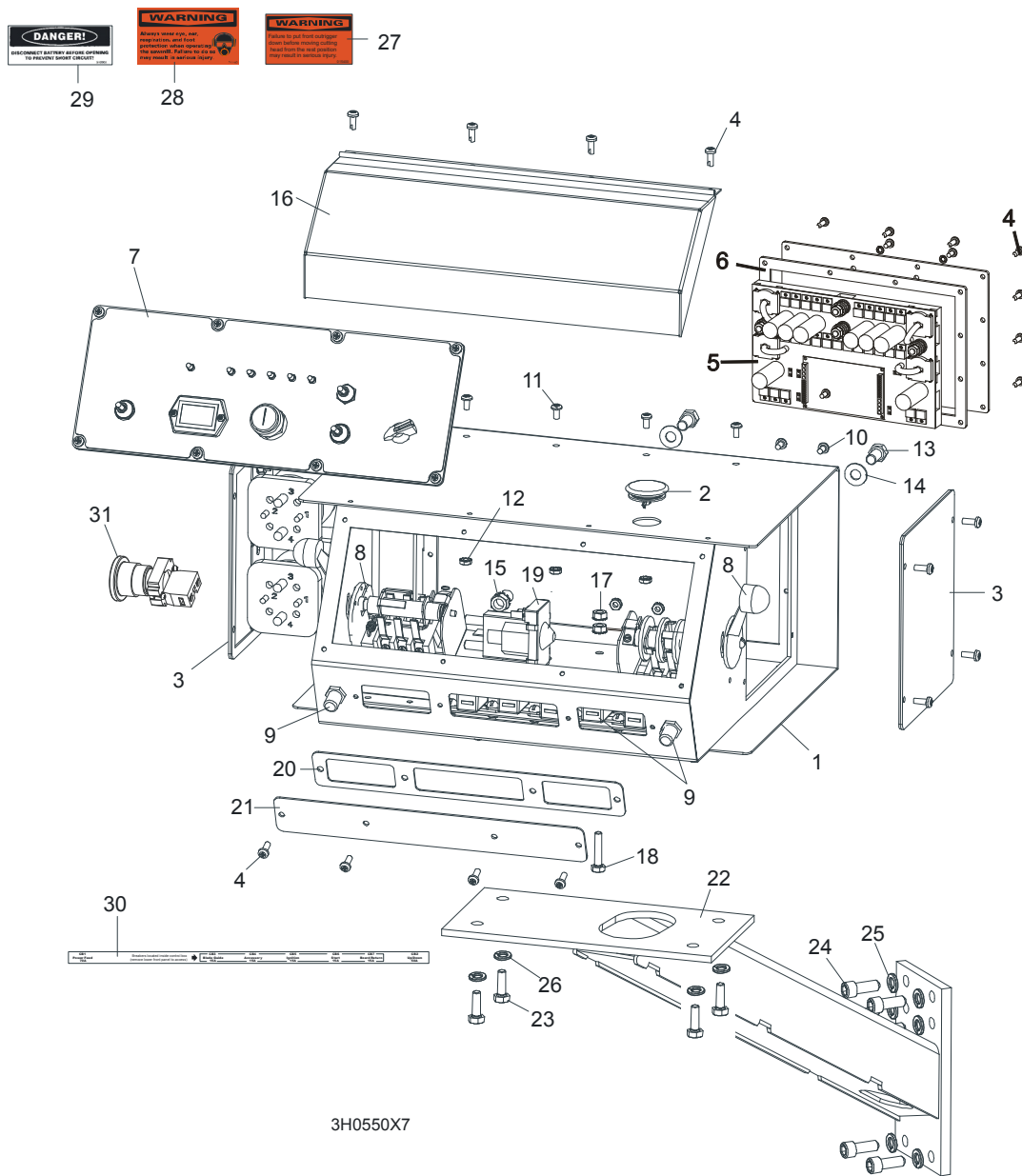
4.8 Saw Head Protection Kit, LT70M Mobile



REF	DESCRIPTION (◆ Indicates Parts Available In Assemblies Only)	PART #	QTY.	
	<b>SAW HEAD PROTECTION KIT, LT70M MOBILE</b>	505564	1	
1	BRACKET, PROTECTION BELT	505364-1	1	
2	BELT, LT70 SAW HEAD PROTECTION	505563	1	
3	BOLT, M10x75-8.8-Fe/Zn5 PN-M/82101	F81003-15	2	
4	NUT, M10-8-B NYLON HEX ZINC LOCK	F81033-1	2	
5	WASHER, 10.5 FLAT ZINC	F81055-1	4	

# SECTION 5 CONTROL & BATTERY BOXES

## 5.1 Control Assembly (Gas/Diesel)

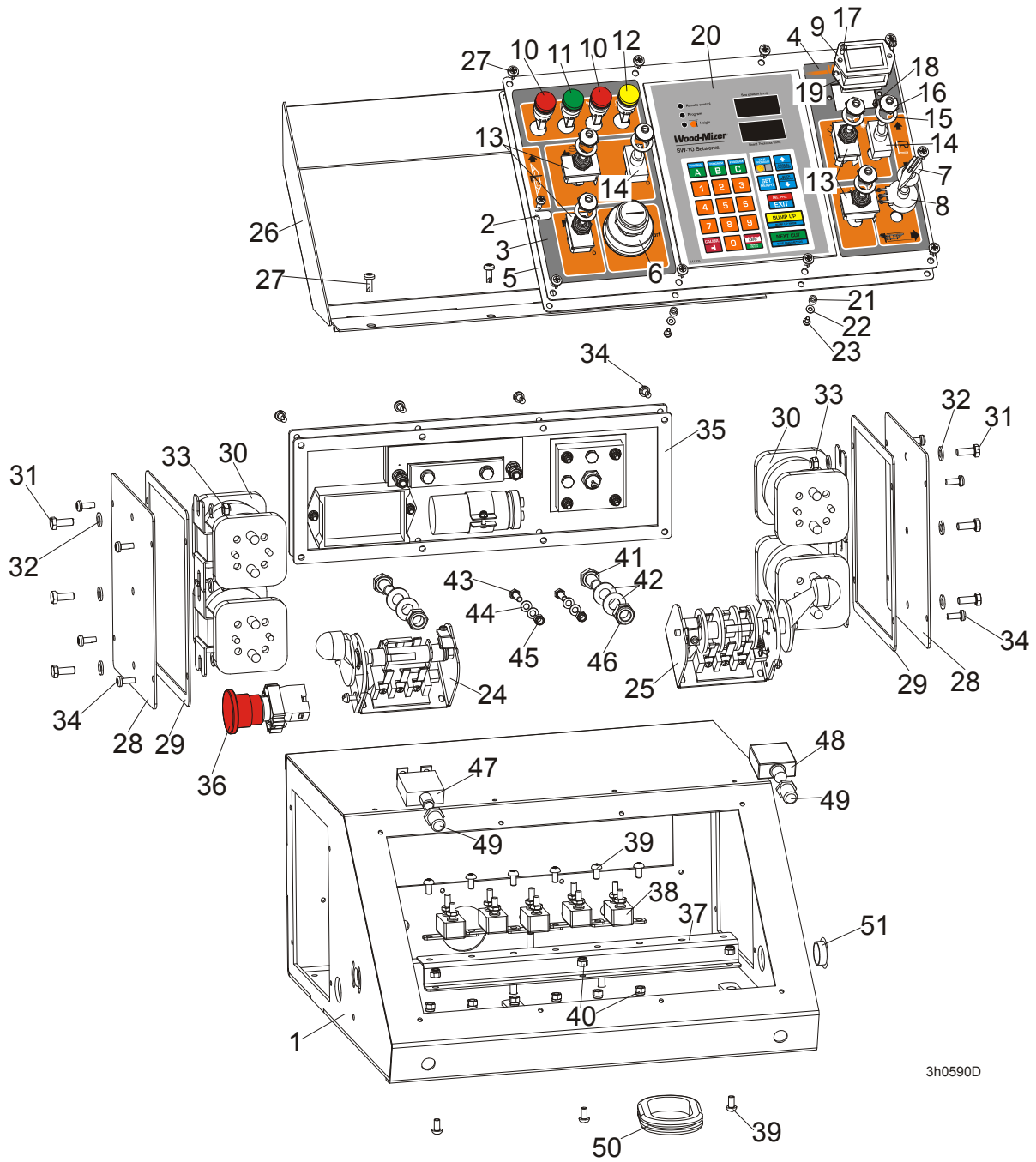


3H0550X7

REF	DESCRIPTION (◆ Indicates Parts Available In Assemblies Only)	PART #	QTY.
	<b>CONTROL BOX ASSEMBLY, D42</b>	095000	1
1	DC Control Box	095012-1	1
2	Plug, AS075 Oiltite	E20570	1
3	Solenoid Parts ( <a href="#">See Section</a> )		
4	Screw, #10-24 x 1/2" Pan Head	F05015-17	16
5	Panel Assembly, Power Feed Control	095010-1	1
	Circuit Board, Control Box Power Feed	051667	1
6	Gasket, Rear Access Panel	095011	1
7	Front Control Panel & Wiring Harnesses ( <a href="#">Section 5.4</a> )		
8	Drum Switches ( <a href="#">Section 5.3</a> )		

9	Circuit Breakers ( <a href="#">Section 5.5</a> )			
10	Screw, #10-24 x 3/8" Phillips Pan Head	F05004-3	2	
11	Screw, #10-24 x 3/8" Phillips Pan Head Machine with Neo Washer	F05004-148	4	
12	Nut, #10-24 Self Locking	F05010-14	6	
13	Bolt, 3/8-16 x 3/4" Hex Head	F05007-27	2	
14	Washer, 10.5 Flat	F81055-1	2	
15	Nut, 3/8" Lock Nut	F05010-19	2	
16	Cover, Control Box Hinged	015304	1	
17	Nut, 1/4-20 Self-locking	F05010-9	2	
18	Bolt, 1/4-20 x 1 1/4" Hex Head Tap	F05005-3	1	
19	Solenoid, 200A 12V SPST	015470	1	
	Diode Assembly, Solenoid Coil Chassis GND	087496	1	
20	Gasket, Front Access Panel	015266	1	
21	Panel, Control Box Front Access	086704-1	1	
22	<b>MOUNT WELDMENT, STANDARD CONTROL BOX</b>	086732-1	1	
23	<b>NUT, 5/16-18 SELF-LOCKING HEX</b>	F05010-20	4	
24	<b>BOLT, M10 X 25-8.8 SOCKET HEAD</b>	F81003-32	4	
25	<b>WASHER, 10.2 SPLIT LOCK</b>	F81055-2	4	
26	<b>WASHER, 3/8" EXTERIOR STAR LOCK</b>	F05011-36	4	
27	<b>DECAL, FRONT OUTRIGGER WARNING</b>	015400	1	
28	<b>DECAL, EAR/EYE PROTECTION WARNING</b>	S11753	1	
29	<b>DECAL, DISCONNECT BATTERY DANGER</b>	S12002	1	
30	<b>DECAL, CIRCUIT BREAKER ID ('98 SUPER)</b>	024362	1	
31	<b>SWITCH, RED EMERGENCY STOP XALJ174F</b>	E22703-2	1	

**5.2 Control Assembly, LT70 M RSW Series DH**



3h0590D

REF	DESCRIPTION (◆ Indicates Parts Available In Assemblies Only)	PART #	QTY.
	<b>CONTROL BOX ASSEMBLY, LT40 DC</b>	098375	1
1	Control Box, LT40	098373-1	1
	Panel, LT40 DC Front Control Complete	098691	1
2	Panel, LT20/40 DC Front Control	100573-1	1
	Panel, LT40 DC Front Control	098376-1 <sup>1</sup>	1
3	Decal, LT40 DC Control Box Left	099595	1
4	Decal, LT40 DC Control Box Right	099596	1

5	Gasket, LT20/40 Control Box	097132	1	
6	Switch, Key	P04350	1	
7	Knob, Speed Control	P06257	1	
8	Potentiometer, 1k Feed Rate	E20519	1	
9	Meter, Hour	093166	1	
10	Light, XB6AV4BB Red	091099	2	
11	Light, XB6AV3BB Green	087348	1	
12	Light, XB6AV5BB Yellow	089812	1	
13	Switch, Toggle	024200	4	
14	Switch, SPST On/Off 15A .25 TABS Toggle	P03027	2	
15	Washer, 1/2x3/4x1/16 Nylon	P05251-1	6	
16	Boot, Toggle Switch	P02575	6	
17	Bolt, M3x12-8.8 Zinc	F81000-12	2	
18	Nut, M3-6 Nylon Zinc Lock	F81028-2	2	
19	Gasket, Hour Meter	093346	1	
20	Controller, SW-10 Setworks	500628	1	
21	Spacer, 4.2x6mm Idler	R80671-4	6	
22	Washer, 3.2 Flat Zinc	F81050-2	6	
23	Screw, M3x8-4.8 Zinc	F81000-83	6	
24	Switch, 1992GS Pwr/Feed (Service Package)	E20438	1	
25	Switch, 1992 Up/Down (Service Package)	E20440	1	
26	Cover Weldment, LT20/40 Complete	097135-1	1	
27	Bolt, #10-24x1/2 Ph Pan Hd, Type 23	F05015-17	14	
	Solenoid Assembly, DC Up/Down	086747	1	
	Solenoid Assembly, DC Power Feed	086749	1	
	Cover, Control Box Side Complete	086700	1	
28	Cover, Control Box Side	086699-1	1	
29	Gasket, Control Box Side	015274	1	
30	Solenoid, 200A 12V DPST	015417	2	
31	BOLT, M6x16 8.8 Fe/Zn5 PN-M/82105	F81001-15	3	
32	Washer, M6 Flat Zinc	F81053-1	6	
33	Nut, M6, Hex, Nylon Lock Zinc	F81031-2	3	
34	Bolt, #10-24x1/2 Ph Pan Hd, Type 23	F05015-17	12	
	Panel Assy, Power Feed Control SMT 97+	024412	1	
35	Gasket, Power Feed Control	015278	1	
36	Switch, XB2 BS542 Emergency	086556	1	
	Breaker Assembly, Sawmill Control Circuit	086746	1	
37	Rail, Circuit Breaker	015310	1	◆
38	Breaker, 15A Manual Reset	E20430	5	◆
39	Screw, H M5x10 8.8 Zinc	F81000-13	9	
40	Nut, M5-8 Zinc	F81030-2	9	
41	Bolt, M10x20mm, Hex Head, Gr 5.8 Zinc	F81003-1	2	
42	Washer, M10 Flat Zinc	F81055-1	4	
43	Nut, M10 Nylon Hex Zinc Lock	F81033-1	2	
44	Bolt, M5x16-8.8 Zinc	F81000-20	2	
45	Washer, M5 Flat Zinc	F81052-1	4	
46	Nut, M5-8 Zinc	F81030-2	2	
47	Breaker, 70A Manual Reset Panel Mount	015527	1	
48	Breaker, 50A Manual Reset Panel Mount	021256	1	

# 5

## Control & Battery Boxes

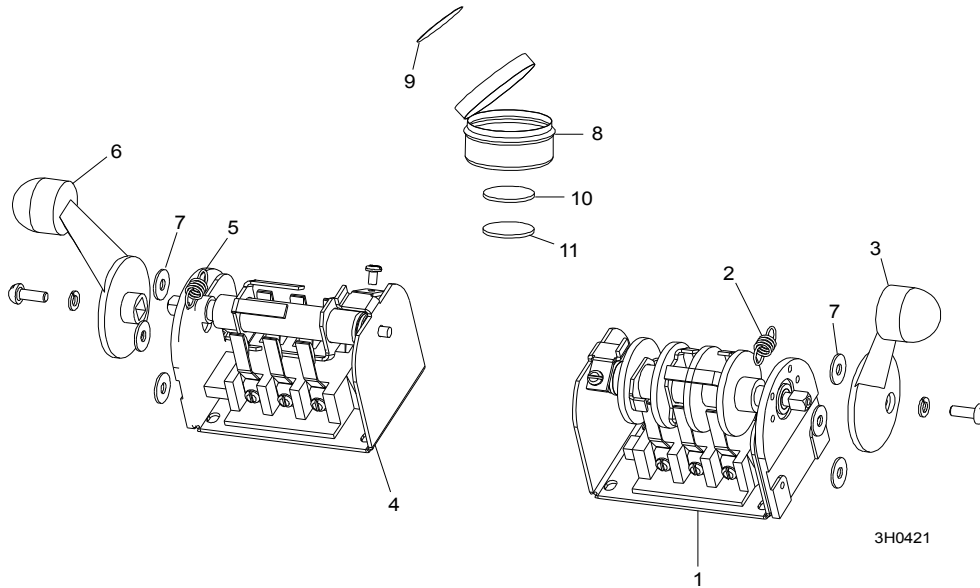
Control Assembly, LT70 M RSW Series DH

---

49	Boot, Circuit Breaker	021253	2	
50	Grommet, Rubber	087065	1	
51	Cap, SR1086 22.2 Dia. Hole	093544	1	

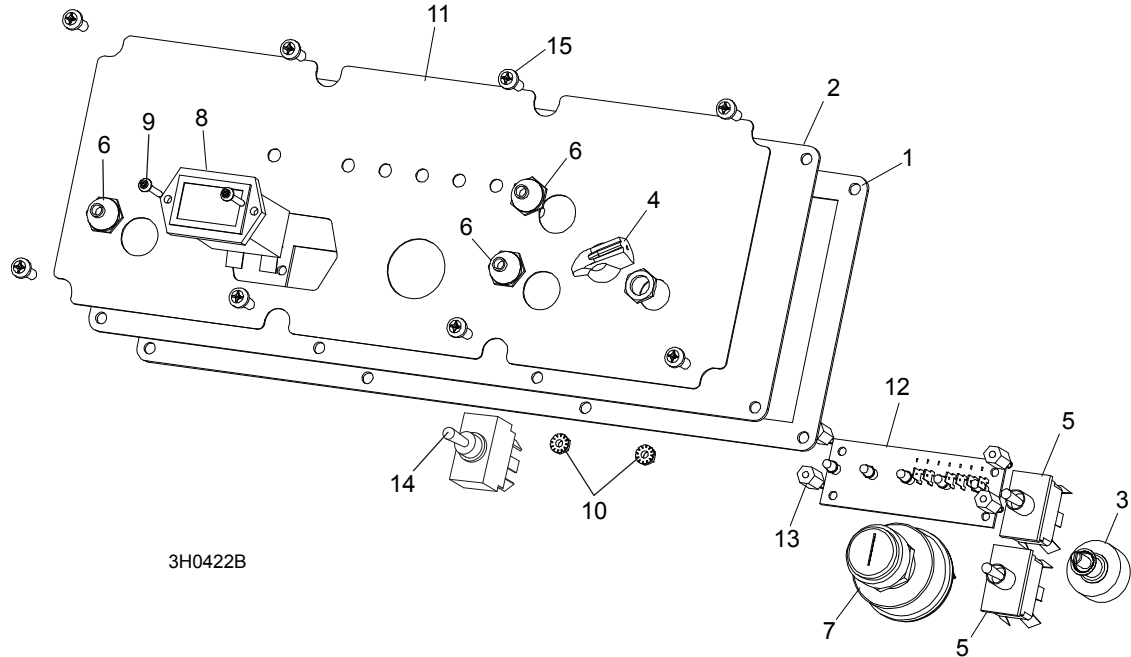
<sup>1</sup> Use in African version only.

### 5.3 Drum Switches



REF	DESCRIPTION (◆ Indicates Parts Available In Assemblies Only)	PART #	QTY.	
	<b>SWITCH ASSEMBLY, UP/DOWN DRUM</b>	E20440	1	
1	Switch, S12 Bulk Drum	E20440-B	1	◆
2	Spring, Drum Switch	P12570	1	
3	Handle, Drum Switch Replacement	P12500	1	
	<b>SWITCH ASSEMBLY, POWER FEED DRUM</b>	E20438	1	
4	Switch, S10 Bulk Drum	E20438-B	1	◆
5	Spring, Drum Switch	P12570	1	
6	Handle, Drum Switch Replacement	P12500	1	
7	<b>WASHER, #8 SAE FLAT</b>	F05011-41	6	
	<b>CUP ASSEMBLY, DRUM SWITCH GREASE</b>	A20463	1	
8	Cup, Plastic Container	P20464	1	◆
9	Decal, Grease Cup Label	P20467	1	
10	Pad, Velcro Loop	P20466	1	◆
11	Pad, Velcro Hook	P20465	1	◆
	Grease, High Temp Drum Switch	P20468	.011ml	◆

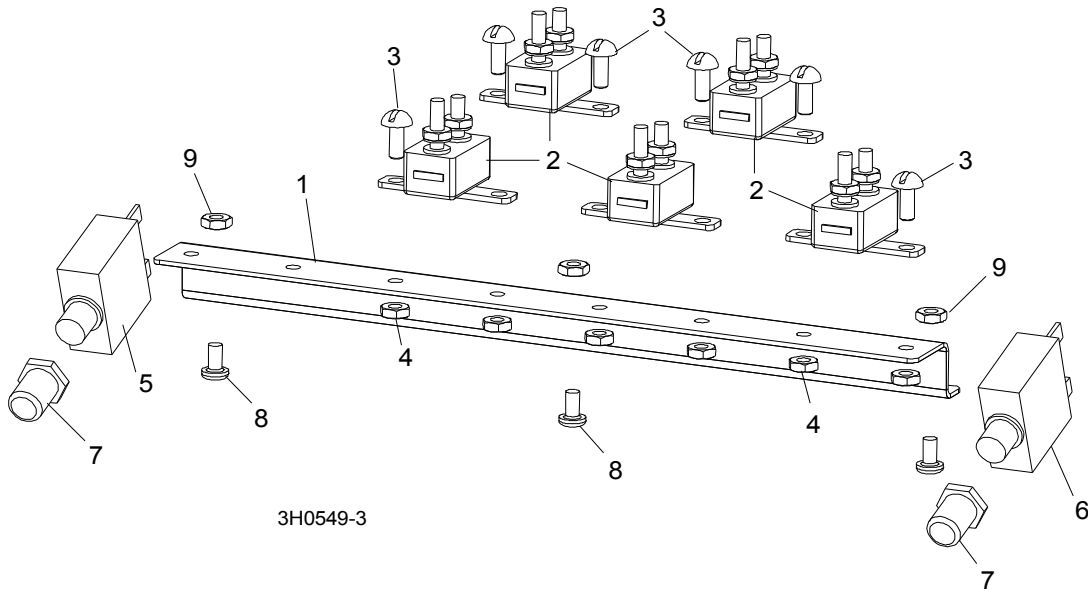
**5.4 Front Panel Assembly & Harnesses**



REF	DESCRIPTION (◆ Indicates Parts Available In Assemblies Only)	PART #	QTY.
	<b>PANEL ASSEMBLY, CONTROL FRONT (D42)</b>	087401	1
1	Gasket, Front Panel	088387	1
2	Panel Weldment, Control	015302	1
3	Switch Assembly, Feed Rate	E20519	1
4	Knob, Feed Rate With Set Screw	P06257	1
5	Switch, Toggle	024200	2
6	Boot, Toggle Switch Rubber	P02575	3
7	Switch, Key	P04350	1
8	Meter, Hour	015401	1
9	Screw, 6-42 x 3/4" Socket Button Head Cap Stainless Steel	F05004-93	2
10	Nut, 6-23 Self Locking	F05010-59	2
11	Decal, Control Panel (E25)	015271	1
	Decal, Control Panel (D42)	015269	1
12	Board, LED Circuit (E25)	015416	1
	Board, LED Circuit (D42)	015409	1
13	Spacer, 1/2" -#6 Threaded	023147	4
14	Switch, DPDT On/Off/On 15A Toggle	024588	1
15	Screw, #10-24 x 1/2" Pan Head	F05015-17	8
	<b>HARNESS ASSEMBLY, UPPER WIRING (E25)</b>	024843	1
	<b>HARNESS ASSEMBLY, UPPER WIRING (D42)</b>	087107	1
	<b>HARNESS ASSEMBLY, LOWER WIRING (D42)</b>	087106	1
	<b>HARNESS ASSEMBLY, LOWER WIRING (E25)</b>	015421	1

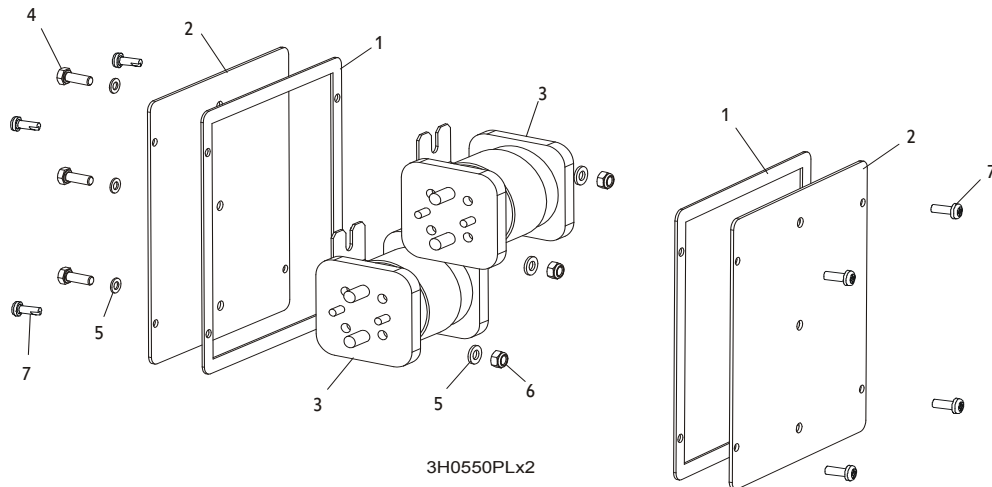
**5.5 Circuit Breakers**





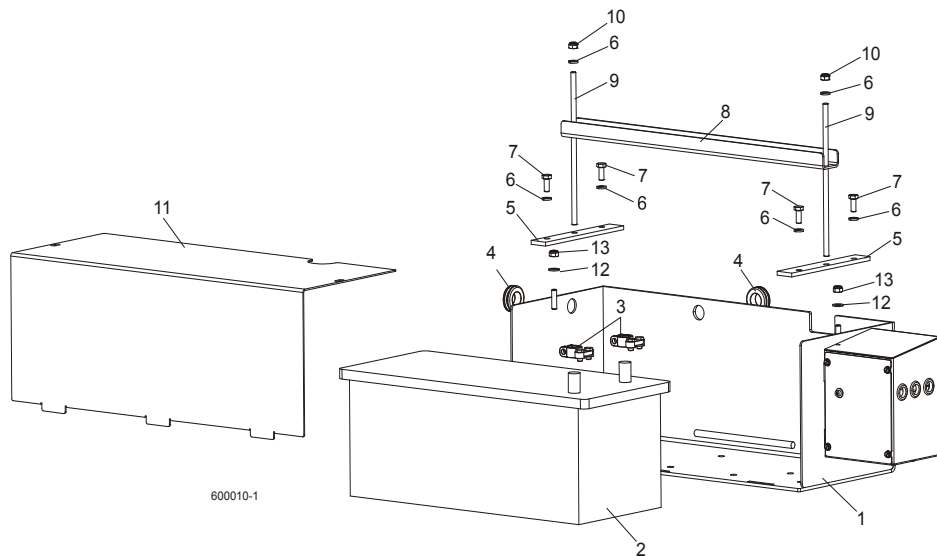
REF	DESCRIPTION (◆ Indicates Parts Available In Assemblies Only)	PART #	QTY.
	<b>BREAKER ASSEMBLY, SAWMILL CONTROL CIRCUIT</b>	015621	1
1	Rail, Circuit Breaker	015310	1
2	Breaker, 15 Amp Manual Reset	E20430	5
3	Screw, #8-32 X 1/2" Slotted Head	F05004-12	6
4	Nut, #8-32 Hex Self-Locking	F05010-41	6
5	<b>BREAKER, 70 AMP MANUAL RESET PANEL MOUNT</b>	015527	1
6	<b>BREAKER, 50 AMP MANUAL RESET PANEL MOUNT</b>	021256	1
7	<b>BOOT, CIRCUIT BREAKER</b>	021253	2
8	<b>SCREW, #10-24 X 3/8" PHILLIPS PAN HEAD</b>	F05004-3	3
9	<b>NUT, #10-24 SELF LOCKING</b>	F05010-14	3

**5.6 Solenoids**



REF	DESCRIPTION (◆ Indicates Parts Available In Assemblies Only)	PART #	QTY.
1	GASKET, SIDE PANEL	015274	2
2	PANEL WELDMENT, SIDE	015307	2
3	SOLENOID, 200A 12V SPST HYDRAULIC PUMP	015470	2
4	BOLT, M6 X 16 8.8 FE/ZN5 PN-M/82105	F81001-15	3
5	WASHER, 6.4 FLAT ZINC	F81053-1	6
6	NUT, M6-8-B HEX NYLON ZINC LOCK	F81031-2	3
	DIODE ASSEMBLY, SOLENOID COIL CHASSIS GND	087496	4
7	BOLT, #10-24 X 1/2 PHILLIPS PAN HEAD TYPE 23	F05015-17	8

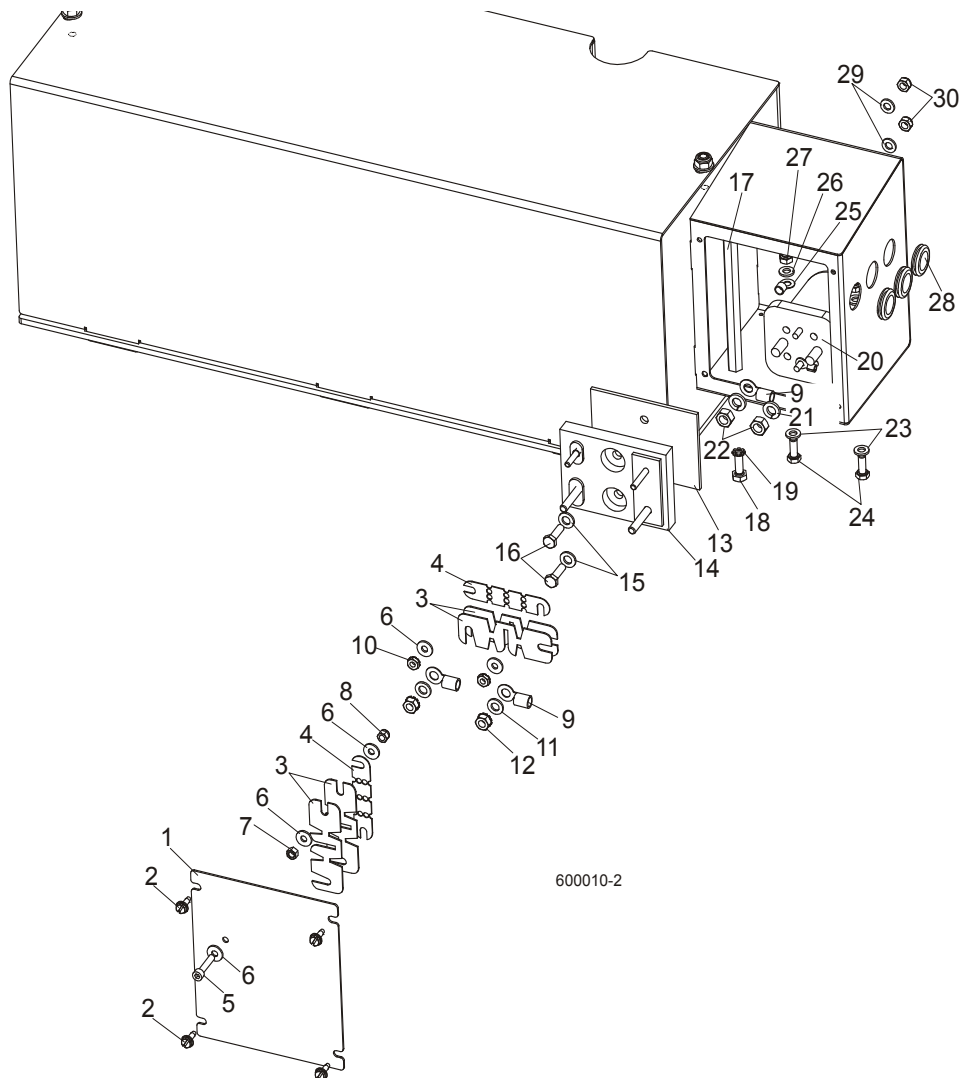
**5.7 Battery Box Assembly (Sawmills w/D42 Engine Only)**



REF	DESCRIPTION (◆ Indicates Parts Available In Assemblies Only)	PART #	QTY.
	<b>BATTERY BOX - COMPLETE</b>	089794	1
1	Box Weldment, Battery Painted	088677-1	1
2	Battery, 12V 180Ah "BANNER"	089369	1

3	Terminal, Battery	P05085	2	
4	Grommet, 22mm Dia. Rubber	087400	2	
5	Bar, Battery Retainer Painted	088538-1	2	
6	Washer, 8.2 Split Lock Zinc	F81054-4	6	
7	Bolt, M8x20-5.8 Hex Head Full Thread Zinc	F81002-1	4	
8	Bracket, Battery Hold-Down Painted	088357-1	1	
9	Bolt, Battery Hold-Down Painted	088356-1	2	
10	Nut, M8-8-B Hex Nylon Zinc Lock	F81032-2	2	
11	<b>COVER, BATTERY BOX PAINTED</b>	088362-1	1	
12	<b>WASHER, 8.4 FLAT ZINC</b>	F81054-1	2	
13	<b>NUT, M8-8-B HEX NYLON ZINC LOCK</b>	F81032-2	2	

### 5.8 Fuse Box Assembly (Sawmills w/D42 Engine Only)

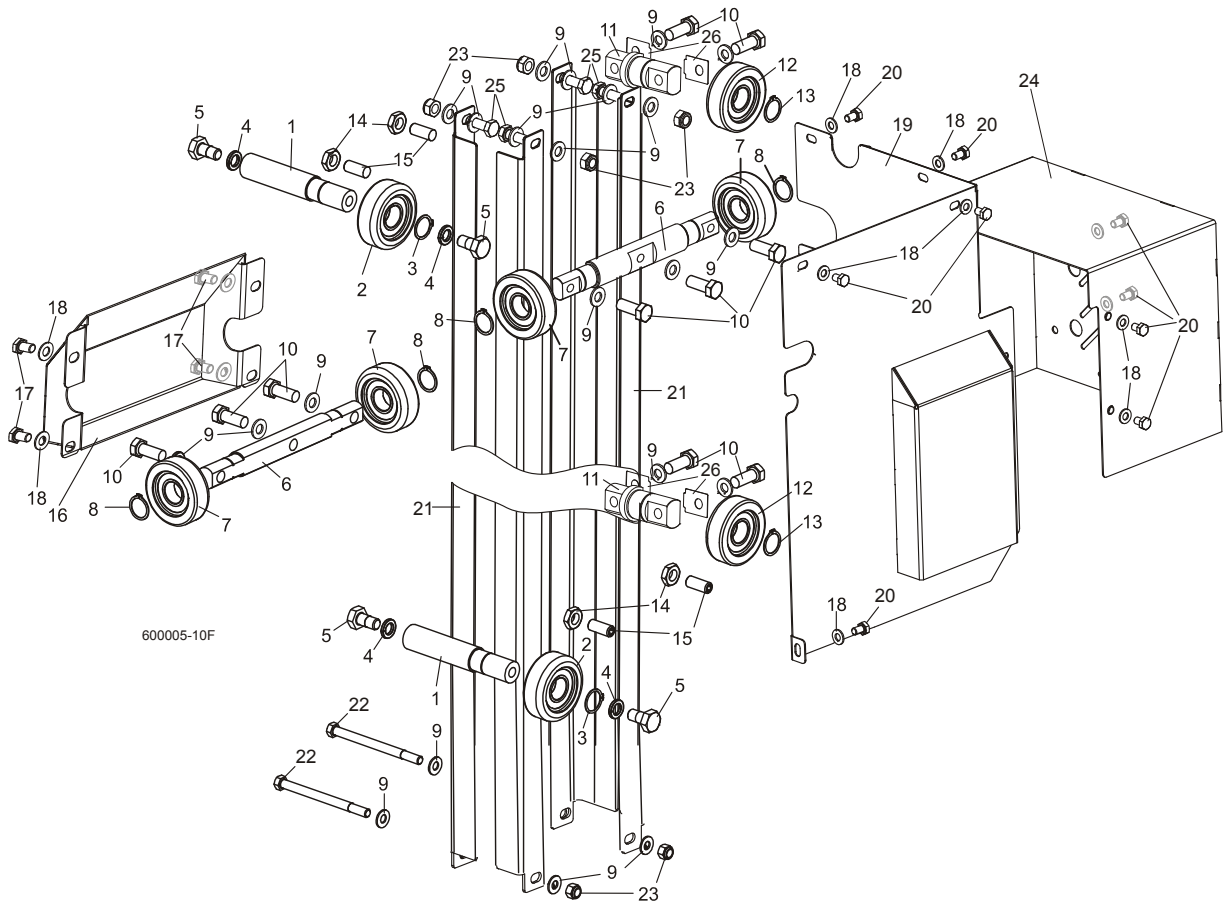


REF	DESCRIPTION (◆ Indicates Parts Available In Assemblies Only)	PART #	QTY.	
1	<b>COVER, FUSE BOX PAINTED</b>	086272-1	1	
2	SCREW, #10-24x1/2 SELF-TAPPING	F05015-7	4	
3	FUSE, 12V 225 AMP	P11550	4	
4	FUSE LINK, 12V 150 AMP	023361	2	
5	SCREW, M5x25-8.8 HEX SOCKET HEAD CAP ZINC	F81000-7	1	

6	WASHER, 5.5 SPECIAL FLAT ZINC	F81052-3	5	
7	NUT, M5-8 HEX ZINC	F81030-1	1	
8	NUT, M5-8 DIN 985 ZINC-PLATED	F81030-2	1	
9	TERMINAL, KO35/8 RING	F81066-3	3	
10	NUT, #10-20 SELF-LOCKING ZINC-PLATED	F05010-14	2	
11	WASHER, 7.4 FLAT ZINC	F81056-11	2	
12	NUT, 1/4-20 SELF-LOCKING ZINC-PLATED	F05010-9	2	
13	PLATE, 1/8" PLASTIC (FUSE BOX)	015287	1	
14	BLOCK ASSEMBLY, SUPER FUSE	015288	1	
15	WASHER, 7.4 FLAT ZINC	F81056-11	2	
16	BOLT, M6X20-8.8 HEX HEAD FULL THREAD ZINC	F81001-2	2	
17	NUT, FUSE STUD EXTENDED	015517	1	
18	BOLT, 1/4-20 X 3/4" HEX HEAD FULL THREAD ZINC	F05005-1	1	
19	WASHER, 6.4 EXTERIOR STAR ZINC LOCK	F81053-2	1	
20	SOLENOID, 200A 12V SPST CONTINUOUS DUTY	015470	1	
21	WASHER, 8.2 SPLIT LOCK ZINC	F81054-4	2	
22	NUT, 5/16-24 HEX ZINC	F05010-28	2	
23	WASHER, 6.4 FLAT ZINC	F81053-1	2	
24	BOLT, M6X16 8.8 HEX HEAD FULL THREAD ZINC	F81001-15	2	
25	TERMINAL, KO1/8 RING	F05092-7	1	
26	WASHER, 6.4 FLAT ZINC	F81053-1	2	
27	NUT, M6-8-B HEX NYLON ZINC LOCK	F81031-2	2	
28	GROMMET, 5/8" ID RUBBER	P11764	3	
29	WASHER, 6.4 FLAT ZINC	F81053-1	2	
30	NUT, M6-8-B HEX NYLON ZINC LOCK	F81031-2	2	

## SECTION 6 UP/DOWN SYSTEM

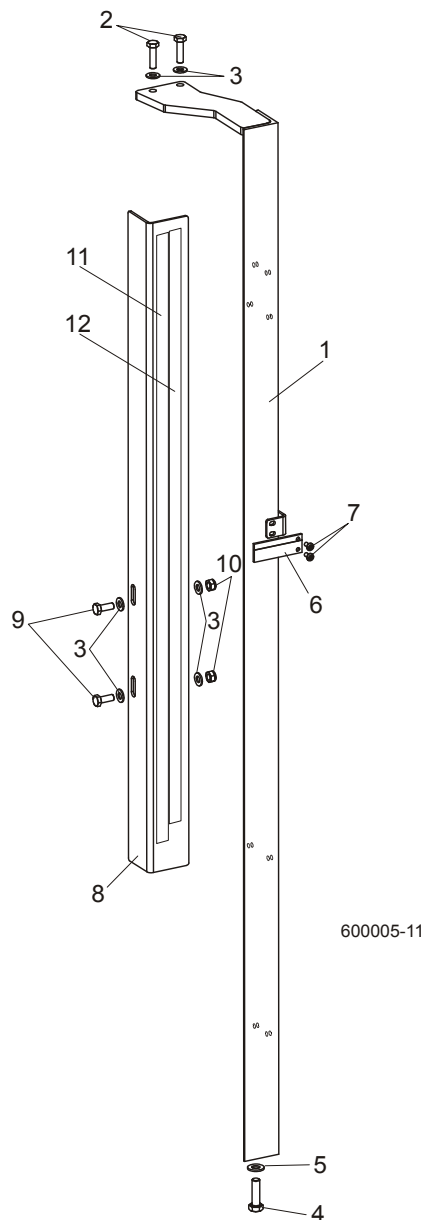
### 6.1 Up/Down Rollers & Covers



REF	DESCRIPTION (◆ Indicates Parts Available In Assemblies Only)	PART #	QTY.
	<b>ROLLER ASSEMBLY, INSIDE UP/DOWN</b>	089456	2
1	Shaft, Inside Up/Down Roller	088817-1	1
2	Bearing, CBK-468 Rolling	088433	1
3	Ring, Z30 Spring Retaining	F81090-23	1
4	Washer, 13 Zinc Flat	F81056-1	2
5	Bolt, M12x25-8.8 Hex Head Full Thread Zinc	F81004-31	2
	<b>ROLLER ASSEMBLY, OUTSIDE UP/DOWN</b>	089454	2
6	Shaft, Long Up/Down Roller	088815-1	1
7	Bearing, CBK-468 Rolling	088433	2
8	Ring, Z30 Spring Retaining	F81090-23	2
9	<b>Washer, 10.5 Zinc Flat</b>	F81055-1	22
10	<b>Bolt, M10x35-8.8 Hex Head Full Thread Zinc</b>	F81003-17	10
	<b>ROLLER ASSEMBLY, SHORT UP/DOWN</b>	089455	2
11	Shaft, Short Up/Down Roller	088816-1	1
12	Bearing, CBK-468 Rolling	088433	1
13	Ring, Z30 Spring Retaining	F81090-23	1
14	<b>NUT, M10-04-W HEX ZINC THIN</b>	F81033-6	4
15	<b>SCREW, GN 913.3-M10-40-MS SET</b>	F81003-65	4
16	<b>COVER WELDMENT, UP/DOWN ROLLER</b>	507056-1	1
17	<b>BOLT, M8X16-8.8-B HEX HEAD FULL THREAD ZINC</b>	F81002-20	4

18	WASHER, 8.4 ZINC FLAT	F81054-1	13	
19	GUARD WELDMENT, RA-08 UP/DOWN GEAR BOX SIDE PTD	091319-1	1	
20	BOLT, M8X12-8.8 HEX HEAD FULL THREAD ZINC	F81002-6	9	
21	ANGLE, MAST TUBE STAINLESS	088492	4	
22	BOLT, M10X125-8.8 HEX HEAD ZINC	F81003-18	2	
23	NUT, M10-8-B HEX NYLON ZINC LOCK	F81033-1	6	
24	GUARD, UP/DOWN MOTOR PAINTED	090501-1	1	
25	BOLT, M10X30-5.8 HEX HEAD FULL THREAD	F81003-2	4	
26	SPACER, ROLLER ASSEMBLY, SHORT UP/DOWN	510616	-	

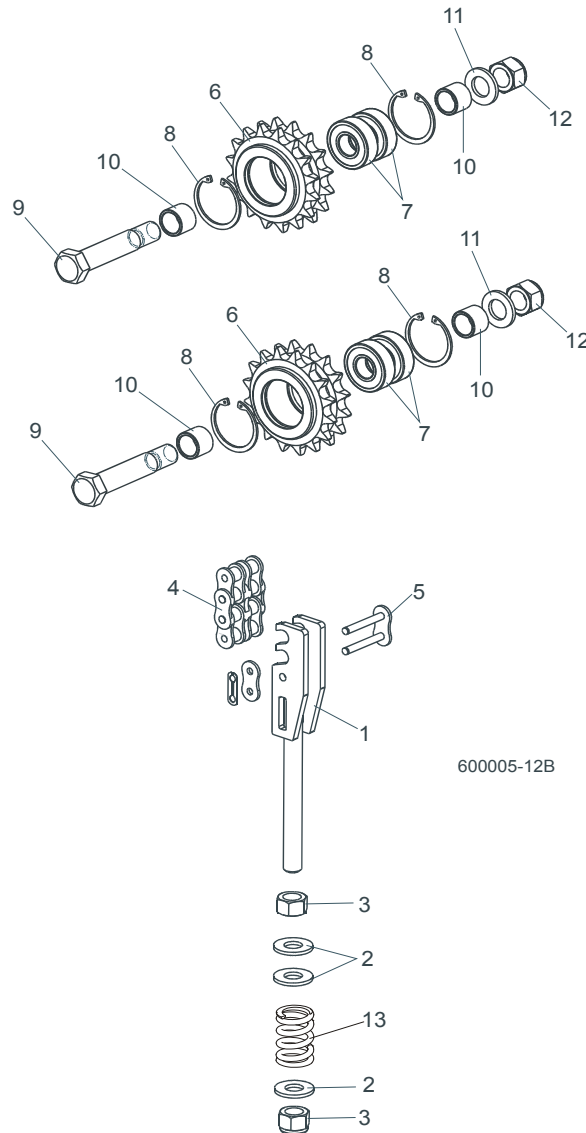
## 6.2 Blade Height Scale



REF	DESCRIPTION (◆ Indicates Parts Available In Assemblies Only)	PART #	QTY.	
1	MOUNT WELDMENT, SCALE PAINTED	088554-1	1	
2	BOLT, M8 x 30-8.8-B HEX HEAD FULL THREAD ZINC	F81002-7	2	
3	WASHER, 8.4 ZINC FLAT	F81054-1	6	

4	BOLT, M10 x 35-8.8 HEX HEAD FULL THREAD ZINC	F81003-17	1	
5	WASHER, 10.5 ZINC FLAT	F81055-1	1	
6	INDICATOR, BLADE HEIGHT SCALE	094821	1	
7	SCREW, #10-24 X 3/8 PHILLIPS PAN HEAD ZINC	F05004-3	2	
8	ANGLE, SCALE MOUNT	088785-1	1	
9	BOLT, M8 X 20-8.8-B HEX HEAD FULL THREAD ZINC	F81002-4	2	
10	NUT, M8-8-B HEX NYLON ZINC LOCK	F81032-2	2	
11	DECAL, METRIC SCALE	S11711	1	
12	DECAL, 16-40 MM METRIC SCALE	P12040-1	1	

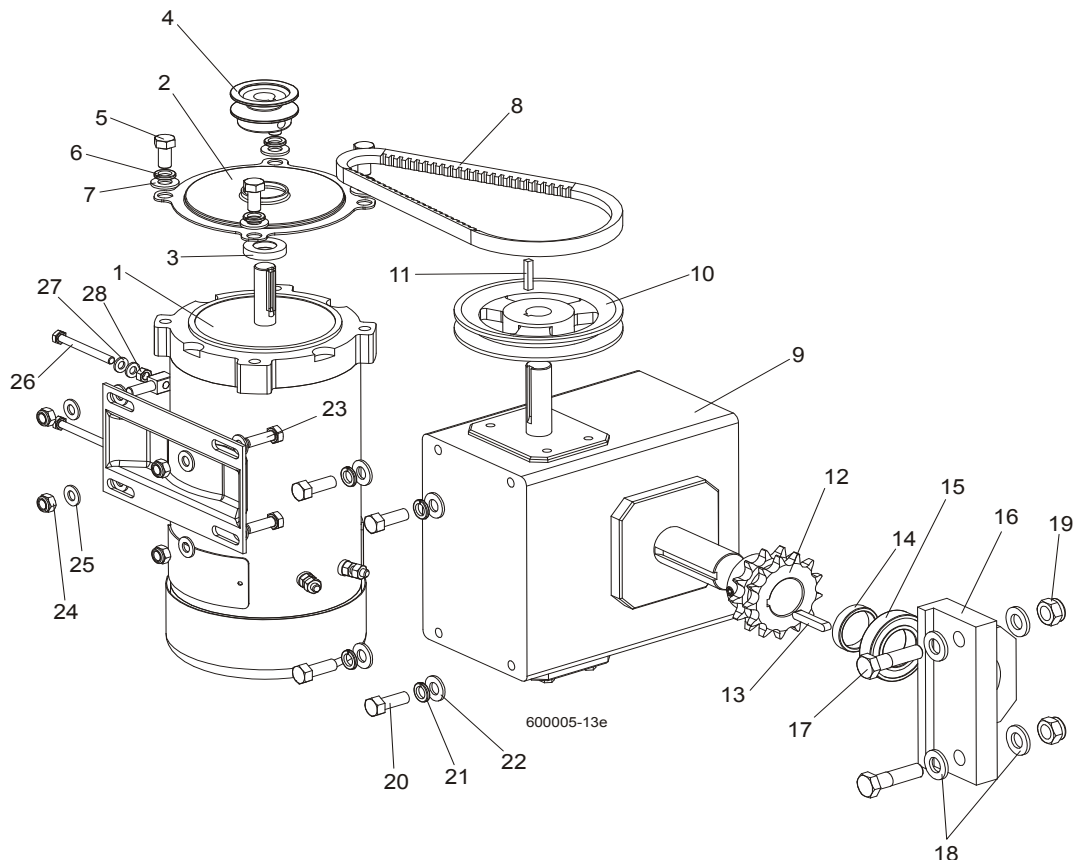
### 6.3 Up/Down Chain & Sprockets



REF	DESCRIPTION (◆ Indicates Parts Available In Assemblies Only)	PART #	QTY.	
1	TENSIONER WELDMENT, UP/DOWN CHAIN ZINC	088551-1	1	
2	WASHER, 13 ZINC FLAT	F81056-1	3	
3	NUT, M12-8 HEX NYLON ZINC LOCK	F81034-2	2	
4	CHAIN, 10B-2 113-LINK UP/DOWN	088672	1	
5	LINK, 10B-2Pz MASTER	088673	1	
	SPROCKET ASSEMBLY, UP/DOWN IDLER	088470	2	

6	Sprocket, Zinc-plated	088471-1	1	
7	Bearing, 6203-2RS FLT Rolling	086114	2	
8	Ring, W40 Spring Retaining	F81090-3	2	
9	Bolt, M16D1F6 x 90-8.8 Hex Fit Short Thread Zinc	F81006-15	1	
10	Spacer, Idler Zinc	088792-1	2	
11	Washer, 17 Zinc Flat	F81058-1	1	
12	Nut, M16-8 Hex Nylon Zinc Lock	F81036-2	1	
13	Spring, 14x30x3,2	090797	1	

## 6.4 Up/Down Drive Assembly

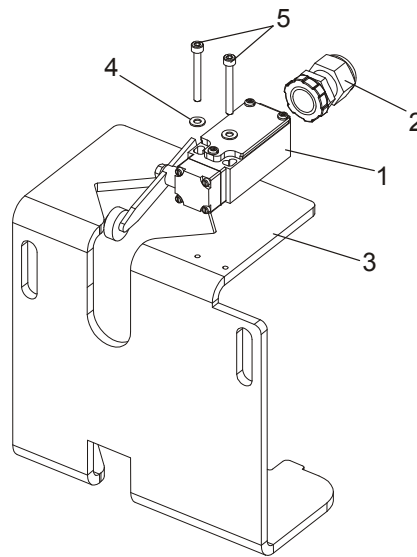


REF	DESCRIPTION (◆ Indicates Parts Available In Assemblies Only)	PART #	QTY.	
	<b>UP/DOWN DRIVE ASSEMBLY, COMPLETE</b>	092812	1	
	Motor W/Mount Bracket, DC Up/Down	092810	1	
1	Motor, 3/4HP 12VDC	015174	1	
2	Cover, Up/Down Motor	034475	1	
3	Seal, CR6315	034501	1	
4	Pulley, AK20 x 5/8" Bore	036179	1	
5	Bolt, 3/8-16 x 3/4" Hex Head	F05007-27	4	
6	Washer, 10.2 Split Zinc Lock	F81055-2	4	
7	Washer, 10.5 Zinc Flat	F81055-1	4	
8	V-Belt AVX13x600La (Conti)	092813	1	
	Gear Box, Complete, Up/Down Drive	092807	1	
9	Gear Box, B226-60-2-1L	034908	1	
10	Pulley, AK51 x 3/4" Bore	015256	1	
11	Key, 3/16" Square x 1" Long	S31027	1	

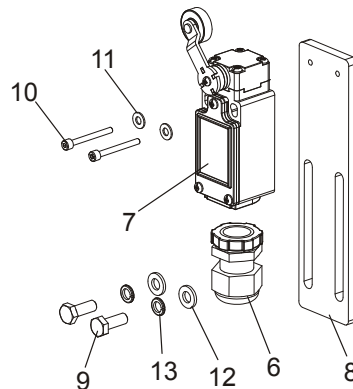


12	Sprocket, PTD	092808-1	1	
13	Key, A 1/4"x1/4"x1,5"	092814	1	
14	Spacer, Zinc-plated	092811-1	1	
15	Bearing, R20-2RS	036007	1	
16	Housing, Bearing R20-2RS Ptd	092809-1	1	
17	Bolt M12x45-8.8-Fe/Zn5	F81004-32	2	
18	Washer, 13 SAE Flat	F81056-1	4	
19	Nut, M12-8 hex Nylon Lock	F81034-2	2	
20	Bolt, 3/8-16 x 1" Hex Head	F05007-7	4	
21	Washer, 10.2 Split Zinc Lock	F81055-2	4	
22	Washer, 10.5 Zinc Flat	F81055-1	4	
23	Bolt, M8 x 25mm Hex Head Gr 5.8 Zinc	F81002-5	2	
24	Nut, M8-8-B	F81032-2	4	
25	Washer, 8.4 FLAT	F81054-1	8	
26	Bolt, M6x60-8.8 Hex Head Full Thread Zinc	F81001-9	2	
27	Washer 6.4 Zinc Flat	F81053-1	4	
28	Nut M6-8-Fe/Zn5	F81031-1	2	

### 6.5 Safety Switches



600045B

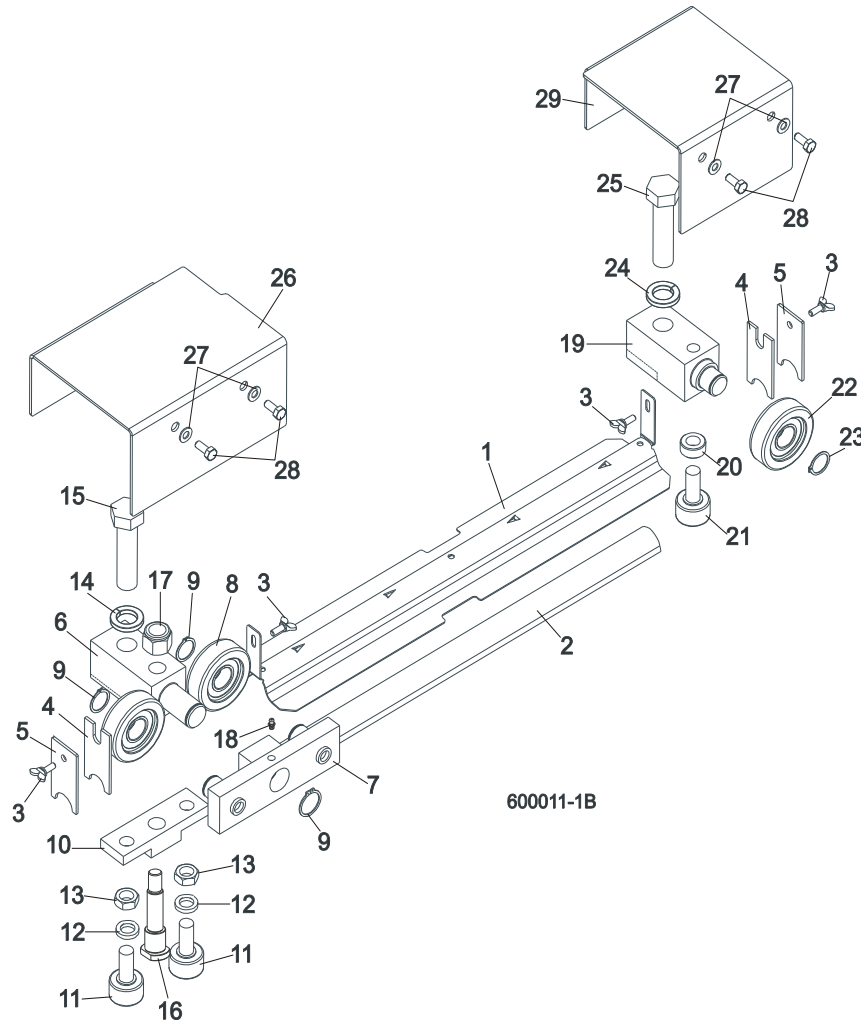


REF	DESCRIPTION (◆ Indicates Parts Available In Assemblies Only)	PART #	QTY.
1	SWITCH , GLCB01A2B SAFETY	086469	2
2	STUFFING-BOX, SKINTOP PG 13,5	086524	2
3	SUPPORT, POWER CORD BRACKET	090460-1 <sup>1</sup>	1
4	WASHER 4,3 FE/ZN5 PN-M/82005	F81051-2	4
5	SCREW, M4x35-8.8 HEX SOCKET HEAD CAP ZINC	F81011-34	4
	<b>KIT, LT70 SAFETY SWITCH LOWER</b>	505711	1
6	STUFFING-BOX, SKINTOP PG 13,5	086524	1
7	LIMIT SWITCH, GLCB01A1B	100931	1
8	BAR, SAFETY SWITCH MOUNT	505125-1	1
9	BOLT, M6 x 16 8.8 Fe/Zn5 PN-M/82105	F81001-15	2
10	BOLT, M3X30 8.8 SOCKET HEAD ZINC	F81011-38	2
11	WASHER 4,3 FE/ZN5 PN-M/82005	F81051-2	2
12	WASHER, M6, FLAT,ZINC	F81053-1	2
13	WASHER, M6 SPLIT LOCK ZINC	F81053-3	2

<sup>1</sup> LT70DC version only.

## SECTION 7 FEED SYSTEM & TRACK ROLLERS

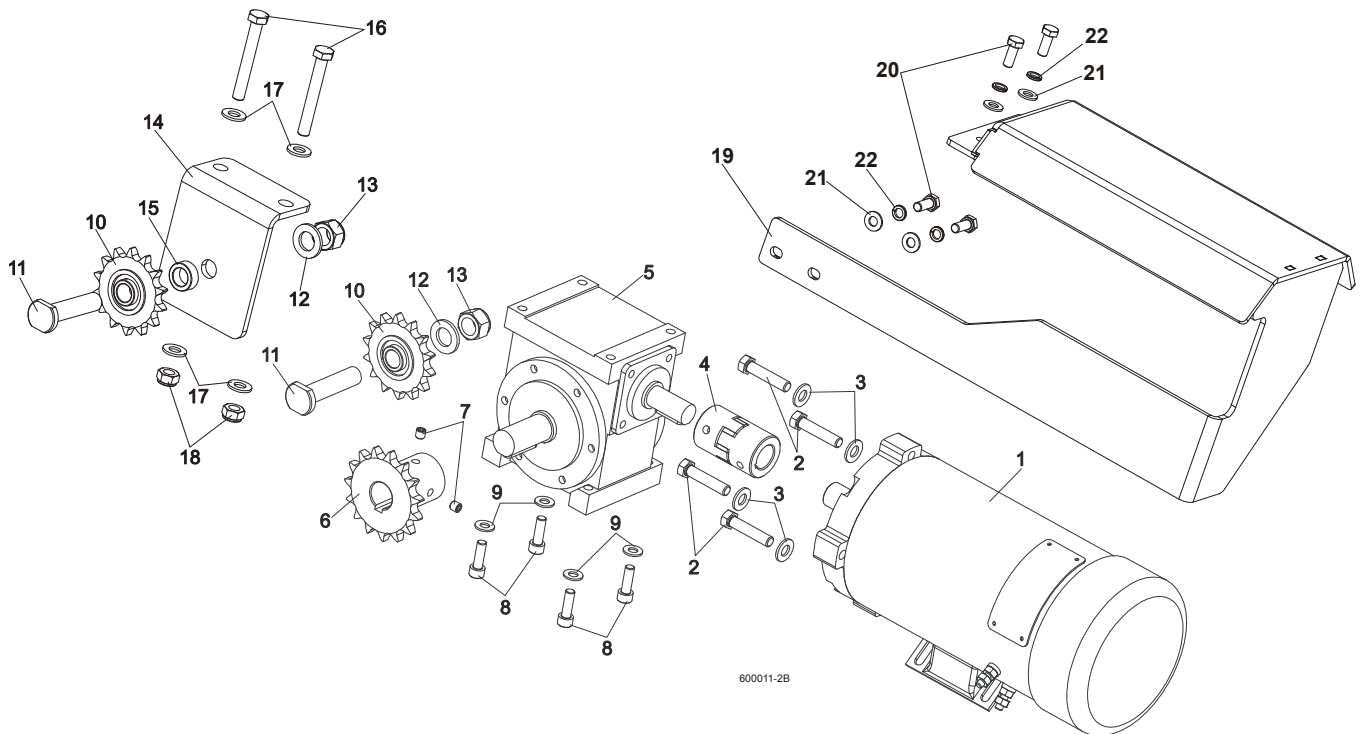
### 7.1 Upper Track Rollers And Wipers



REF	DESCRIPTION (◆ Indicates Parts Available In Assemblies Only)	PART #	QTY.
1	<b>COVER, LT40/70 MIDDLE TRACK - SERVICE</b>	092868-S	1
	Cover, LT40/70 Middle Track Ptd	092868-1	1
2	Strip, 3/16 X 2 X 23 Felt	S09915	1
3	<b>SCREW, M6X16 DIN 316 WING</b>	F81001-16	4
4	<b>WIPER, TOP RAIL</b>	M04113	2
5	<b>PLATE, TRACK WIPER</b>	088559-1	2
	<b>ROLLER ASSEMBLY, UPPER TANDEM TRACK</b>	088530	1
6	Block, Tandem Roller Mount	088532	1
7	Block Assembly, Tandem Roller	088535	1
8	Bearing, CBK-468 Rolling	088433	2
9	Ring, Z30 Spring Retaining	F81090-23	2
10	Block, Cam Follower Mount	088520	1
11	Bearing, Cam Follower (McGill)	012797	2
12	Washer, 16.3 Split Zinc Lock	F81058-2	2
13	Nut, 5/8"-18 Zinc	F05010-11	2
14	Washer, Z24.5 Split Zinc Lock	F81061-4	1
15	Bolt, M24 x 2 x 90-8.8 Hex Head Full Thread Zinc	F81009-2	1

16	Pin, Cam Follower Mount	088531	1	
17	Nut, M16-8 Hex Nylon Zinc Lock	F81036-2	1	
18	Fitting, M6 Straight Grease	086280	1	
	<b>ROLLER ASSEMBLY, REAR UPPER TRACK</b>	088529	1	
19	Block, Rear Upper Roller Mount	088528	1	
20	Spacer, Cam Follower	088536	1	
21	Bearing, Cam Follower (McGill)	012797	1	
22	Roller, CBK-468	088433	1	
23	Ring, Z30 Spring Retaining	F81090-23	1	
24	Washer, Z24.5 Split Zinc Lock	F81061-4	1	
25	Bolt, M24x2x90-8.8 Hex Head Full Thread Zinc	F81009-2	1	
26	<b>COVER, TANDEM ROLLER</b>	088526-1	1	
27	<b>WASHER, 6.4 ZINC FLAT</b>	F81053-1	4	
28	<b>BOLT, M6X16 8.8 HEX HEAD FULL THREAD ZINC</b>	F81001-15	4	
29	<b>COVER, REAR UPPER ROLLER</b>	088527-1	1	

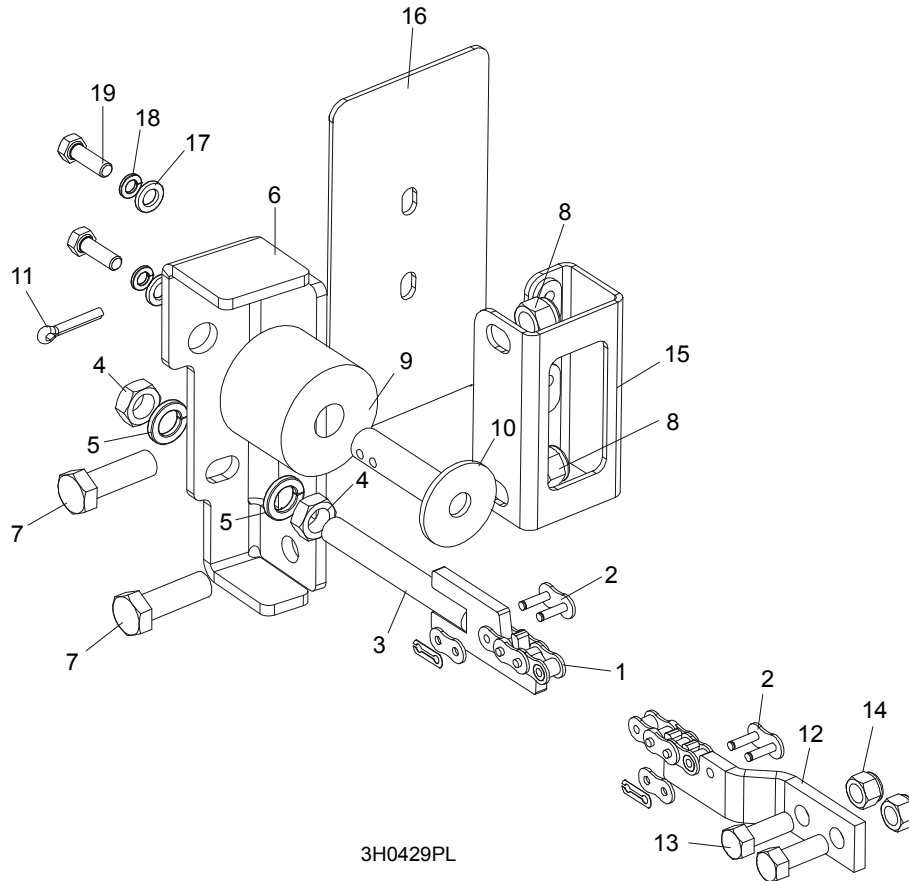
## 7.2 Power Feed Assembly



REF	DESCRIPTION (◆ Indicates Parts Available In Assemblies Only)	PART #	QTY.	
1	<b>MOTOR, 12V, 0.75KM LEESON</b>	024169	1	
2	<b>BOLT, 3/8-16x1 3/4 HEX HEAD FULL THREAD</b>	F05007-19	4	
3	<b>WASHER, 10.5 ZINC FLAT</b>	F81055-1	4	
4	<b>COUPLING, SPIDEX 19/ 5/8" b/b ST 92Sh</b>	090786	1	
5	<b>GEAR BOX, RA-05/7,5/D1/S+N/B8 W/OUTPUT SHAFT</b>	100934	1	
6	<b>SPROCKET, 10B Z15 ZINC</b>	088541-1	1	
7	<b>SCREW, M8x8-33H HEX SOCKET SET FLAT POINT ZINC</b>	F81014-1	2	
8	<b>SCREW, M8x25 -8.8 HEX SOCKET HEAD CAP ZINC</b>	F81002-21	4	

9	WASHER, 8.4 ZINC FLAT	F81054-1	4	
10	SPROCKET, KSR 16.L0.10.10.14.08 W/BEARING	088867	2	
11	PIN, ZINC SPROCKET MOUNT	088994-1	2	
12	WASHER, 17 ZINC FLAT	F81058-1	2	
13	NUT, M16-8 HEX NYLON ZINC LOCK	F81036-2	2	
14	BRACKET, POWER FEED SPROCKET MOUNT	088507-1	1	
15	SPACER, POWER FEED SPROCKET	088550-1	1	
16	BOLT, M10x75-8.8 HEX HEAD ZINC	F81003-15	2	
17	WASHER, 10.5 ZINC FLAT	F81055-1	4	
18	NUT, M10-8-B HEX NYLON ZINC LOCK	F81033-1	2	
	<b>GUARD, LT70DC POWER FEED MOTOR COMPLETE</b>	504655	1	
19	GUARD, LT70DC POWER FEED MOTOR	504656-1	1	
20	BOLT, M10-1.5X25MM HH GR8.8	F81003-11	4	
21	WASHER, 10.5 ZINC FLAT	F81055-1	4	
22	WASHER,10.2 SPLIT LOCK ZINC	F81055-2	4	

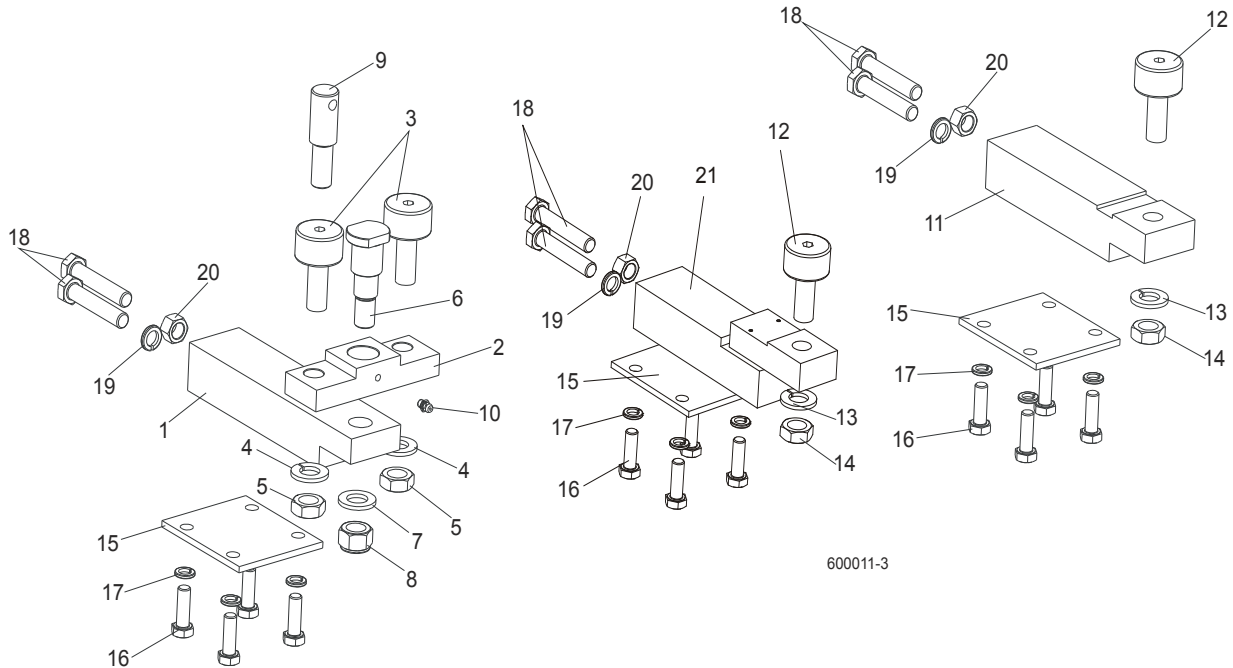
## 7.3 Feed Chain/Stop, LT70 S/M



3H0429PL

REF	DESCRIPTION (◆ Indicates Parts Available In Assemblies Only)	PART #	QTY.
1	CHAIN, 10B-1-375 (5.95M) LT70S FEED	090427	1
	CHAIN, 10B-1-457 (7.25M) LT70M FEED	090370	1
2	LINK, 10B-1Pz MASTER	088671	2
3	TENSIONER WELDMENT, POWER FEED CHAIN ZINC-PLATED	086818-1	1
4	NUT, M12-5 HEX JAM	F81034-4	2
5	WASHER, 12.2 SPLIT LOCK	F81056-2	2
6	BRACKET, FEED CHAIN REAR MOUNT	087628-1	1
7	BOLT, M12 X 40 8.8 HEX HEAD GRADE 5	F81004-4	2
8	NUT, M12-8 HEX NYLON LOCK	F81034-2	2
	STOP KIT, RUBBER CARRIAGE	K09630	2
9	Stop, Rubber Carriage	P12165	1
10	Pin, Rubber Carriage Stop	W09293	1
11	Pin, 3/16" X 1" Cotter	F05012-21	1
12	BRACKET, FRONT FEED CHAIN MOUNT	015008	1
13	BOLT, 3/8-16 X 1" HEX HEAD	F05007-7	2
14	NUT, 3/8-16 HEX NYLON LOCK	F05010-10	2
15	BRACKET WELDMENT, REAR MAIN TUBE COVER MOUNT	087105-1	1
16	COVER, REAR MAIN TUBE	015023	1
17	WASHER, 8.4 FLAT	F81054-1	2
18	WASHER, 8.2 SPLIT LOCK	F81054-4	2
19	BOLT, 5/16-18 X 1" HEX HEAD	F05006-1	2

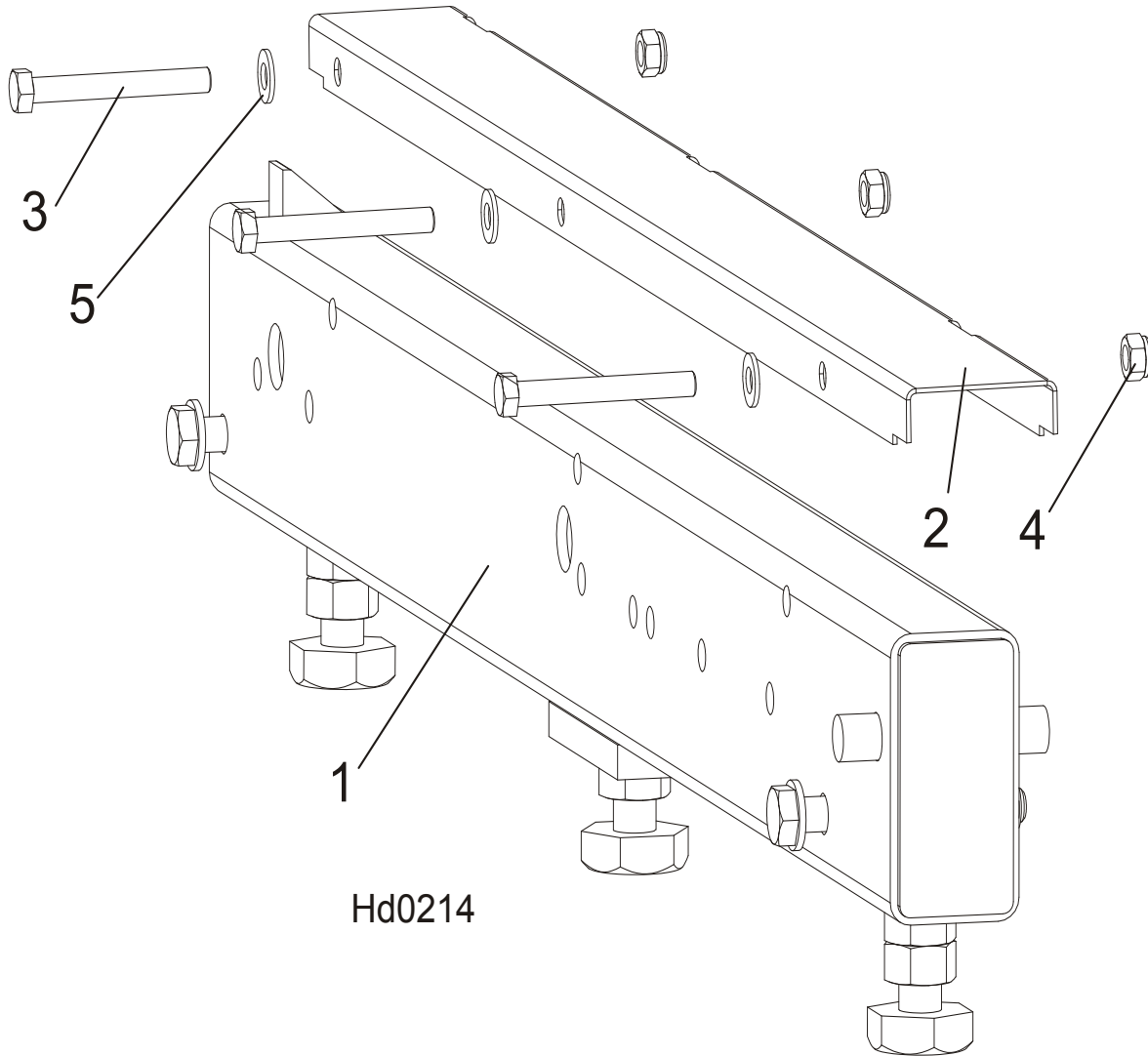
### 7.4 Lower Track Rollers



REF	DESCRIPTION (◆ Indicates Parts Available In Assemblies Only)	PART #	QTY.
	<b>BLOCK ASSEMBLY, VERTICAL MAST ALIGNMENT DOUBLE</b>	088523	1
1	Block, Vertical Mast Alignment Double	088517	1
2	Block, Cam Follower Mount	088520	1
3	Bearing, Cam Follower (McGill)	012797	2
4	Washer, 16.3 Split Zinc Lock	F81058-2	2
5	Nut, 5/8"-18 Zinc	F05010-11	2
6	Pin, Cam Follower Mount	088521	1
7	Washer, 17 Zinc Flat	F81058-1	1
8	Nut, M16-8 Hex Nylon Zinc Lock	F81036-2	1
9	Pin, Safety Lock	088519	1
10	Fitting, M6 Straight Grease	086280	1
	<b>BLOCK ASSEMBLY, VERTICAL MAST ALIGNMENT SINGLE</b>	088524	1
11	Block, Vertical Mast Alignment Single	088518	1
12	Bearing, Cam Follower (McGill)	012797	1
13	Washer, 16.3 Split Zinc Lock	F81058-2	1
14	Nut, 5/8"-18 Zinc	F05010-11	1
15	<b>PLATE, LOWER TRACK ROLLER RETAINER</b>	088516	3
16	<b>BOLT, M10X30-5.8 HEX HEAD FULL THREAD ZINC</b>	F81003-2	12
17	<b>WASHER, 10.2 SPLIT ZINC LOCK</b>	F81055-2	12
18	<b>BOLT, M12X1.25X65-8.8 HEX HEAD FULL THREAD ZINC</b>	F81004-40	6
19	<b>WASHER, Z12.2 SPLIT ZINC LOCK</b>	F81056-2	3
20	<b>NUT, M12X1.25-8 ZINC HEX</b>	F81034-8	3
21	<b>BLOCK WELDMENT, LOWER TRACK ROLLER MOUNT</b>	091425	1

## SECTION 8 BED FRAME ASSEMBLY

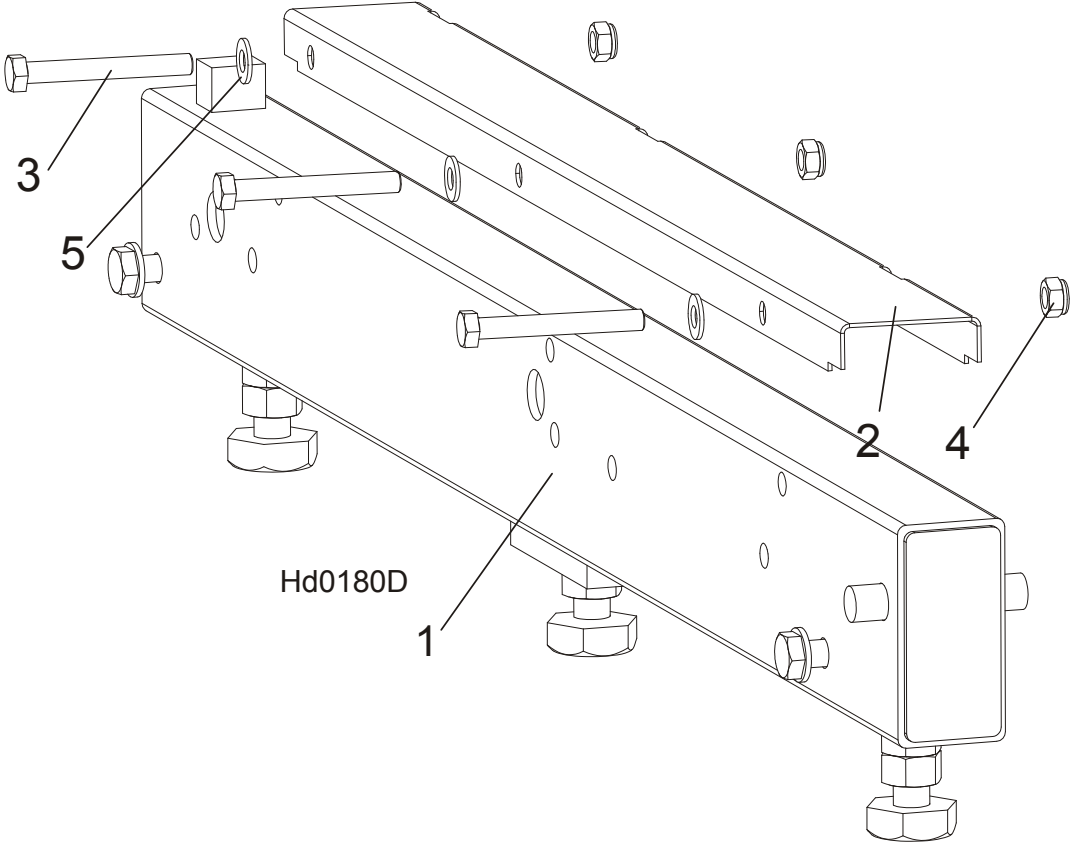
### 8.1 Bed Rail Assembly, Front



REF	DESCRIPTION (◆ Indicates Parts Available In Assemblies Only)	PART #	QTY.
1	BED DRIVE ROLLER (S&M FRAME)	100676	1
2	COVER, STAINLESS STEEL BED RAIL	099124	1
3	BOLT, M8X65-5,8 ZINC HEX HEAD	F81002-3	3
4	NUT, M8-8-B-ZINC HEX NYLON LOCK	F81032-2	3
5	WASHER, 8.4 FLAT ZINC	F81054-1	3

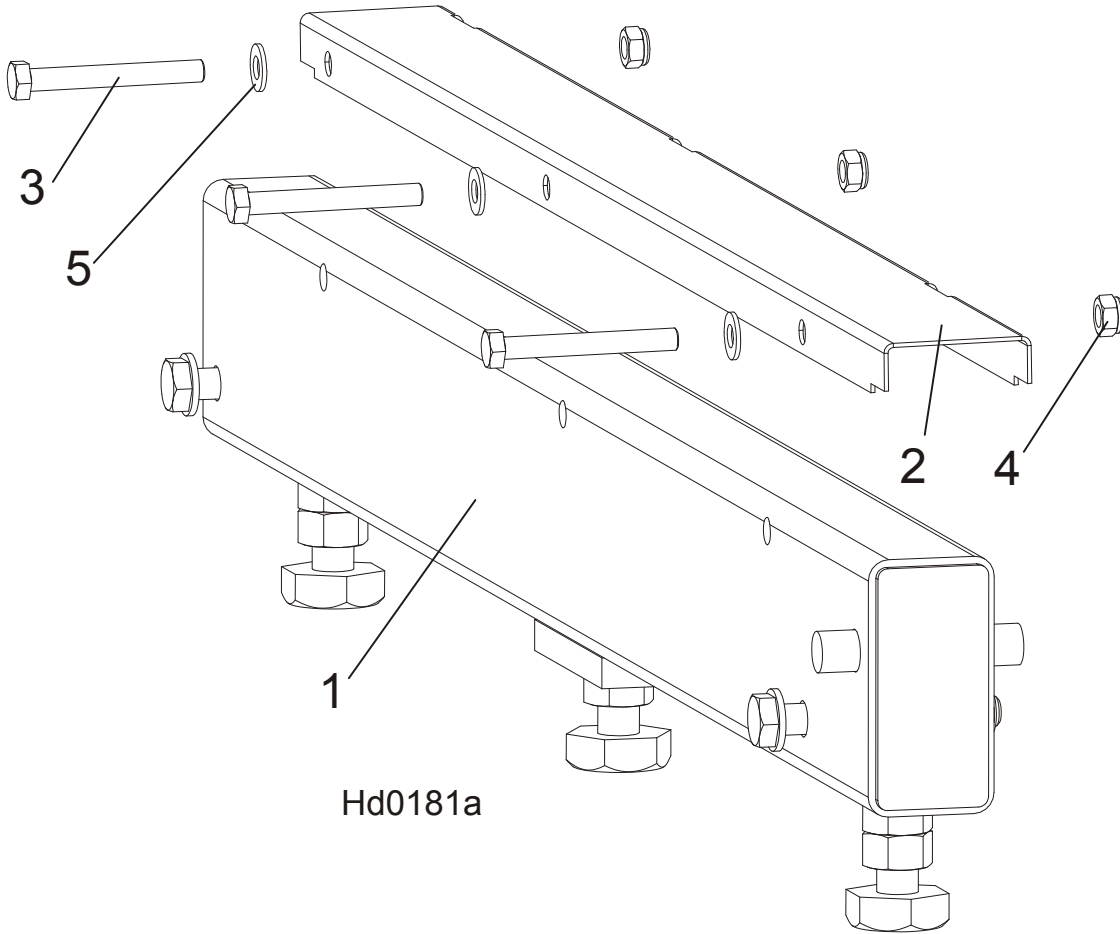


8.2 Bed Rail Assembly, Rear



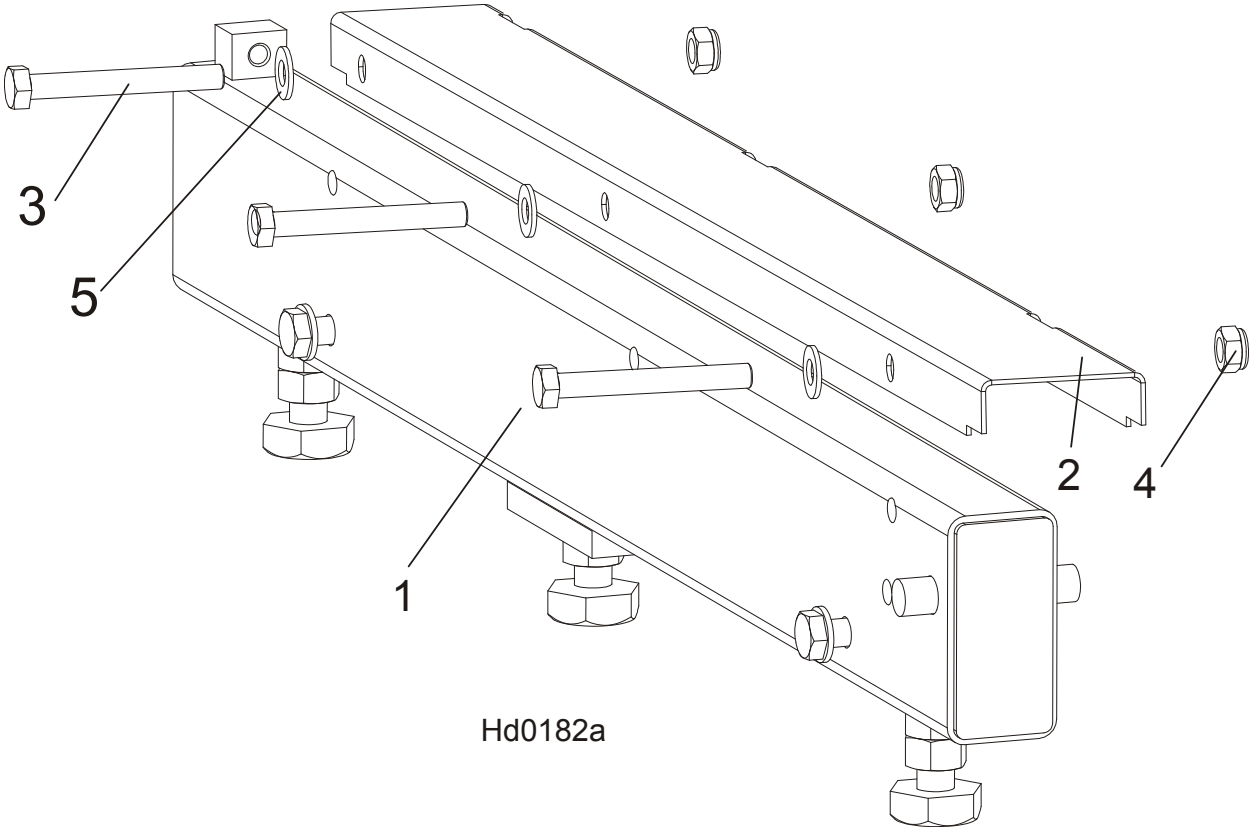
REF	DESCRIPTION (◆ Indicates Parts Available In Assemblies Only)	PART #	QTY.
1	BED RAIL ASSEMBLY, REAR PAINTED	091555	1
2	COVER, STAINLESS STEEL BED RAIL	099124	1
3	BOLT, M8X65-5,8 ZINC HEX HEAD	F81002-3	3
4	NUT, M8-8-B-ZINC HEX NYLON LOCK	F81032-2	3
5	WASHER, 8.4 FLAT ZINC	F81054-1	3

**8.3 Bed Rail Assembly, Front Middle**



REF	DESCRIPTION (◆ Indicates Parts Available In Assemblies Only)	PART #	QTY.
1	BED RAIL ASSEMBLY, FRONT MIDDLE	091556	1
2	COVER, STAINLESS STEEL BED RAIL	099124	1
3	BOLT, M8X65-5,8 ZINC HEX HEAD	F81002-3	3
4	NUT, M8-8-B-ZINC HEX NYLON LOCK	F81032-2	3
5	WASHER, 8.4 FLAT ZINC	F81054-1	3

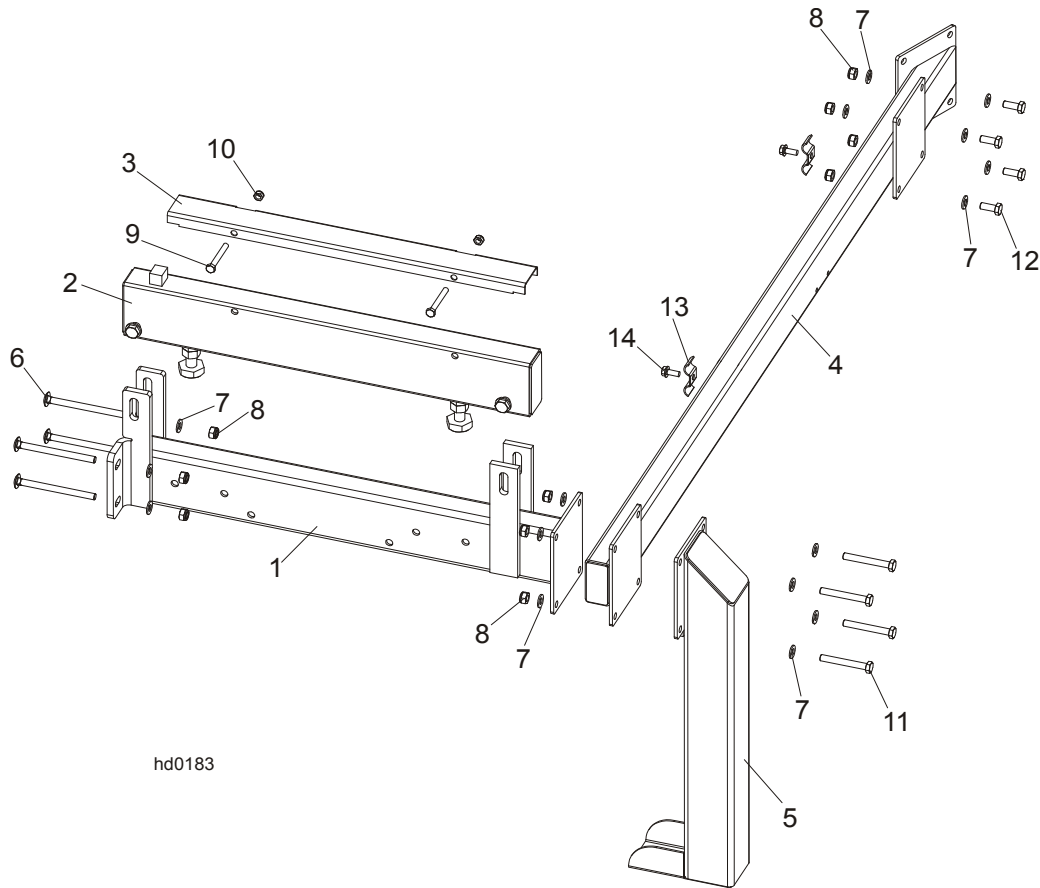
**8.4 Bed Rail Assembly, Rear Middle**



Hd0182a

REF	DESCRIPTION (◆ Indicates Parts Available In Assemblies Only)	PART #	QTY.
1	BED RAIL ASSEMBLY, REAR MIDDLE PAINTED	091557	1
2	COVER, STAINLESS STEEL BED RAIL	099124	1
3	BOLT, M8X65-5,8 ZINC HEX HEAD	F81002-3	3
4	NUT, M8-8-B-ZINC HEX NYLON LOCK	F81032-2	3
5	WASHER, 8.4 FLAT ZINC	F81054-1	3

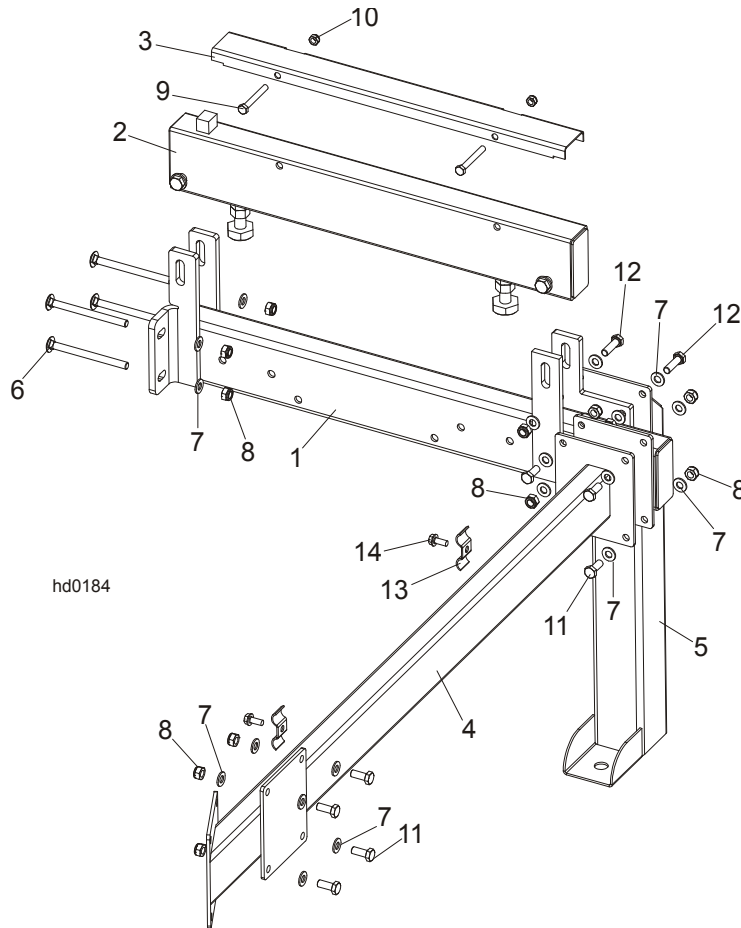
**8.5 Clamp Mount Assembly, Front (A/DH5/7)**



hd0183

REF	DESCRIPTION (◆ Indicates Parts Available In Assemblies Only)	PART #	QTY.
	<b>CLAMP MOUNT ASSEMBLY - FRONT</b>	092937	1
1	Bed Rail Assembly, Front	092903-1	1
2	Bed Rail AH5/DH5	095131-1	1
3	Cover, 22.75 SS LT50 Pivot	099123	1
4	Tube Weldment, Bed Front	092904-1	1
5	Leg, Stationary Left	087450-1	1
6	Bolt, M10 X 125-8.8 Carriage Head	F81003-34	4
7	Washer, M10 Flat Zinc	F81055-1	20
8	Nut, M10 Hex Nylon Zinc Lock	F81033-1	12
9	Bolt, M8 x 65mm Hex Head Zinc Grade 5.8	F81002-3	2
10	Nut, M8 Hex Nylon Zinc Lock	F81032-2	2
11	Bolt, M10x75-8.8 Hex Head Zinc	F81003-15	4
12	Bolt, M10-1.5x25mm Hex Head Grade 8.8	F81003-11	4
13	Plate, 1/4 Hose Clamp Painted	S09245	2
14	Screw, 5/16-18x3/4 Self-tapping	F05015-30	2

### 8.6 Clamp Mount Assembly, Rear (A/DH5/7)

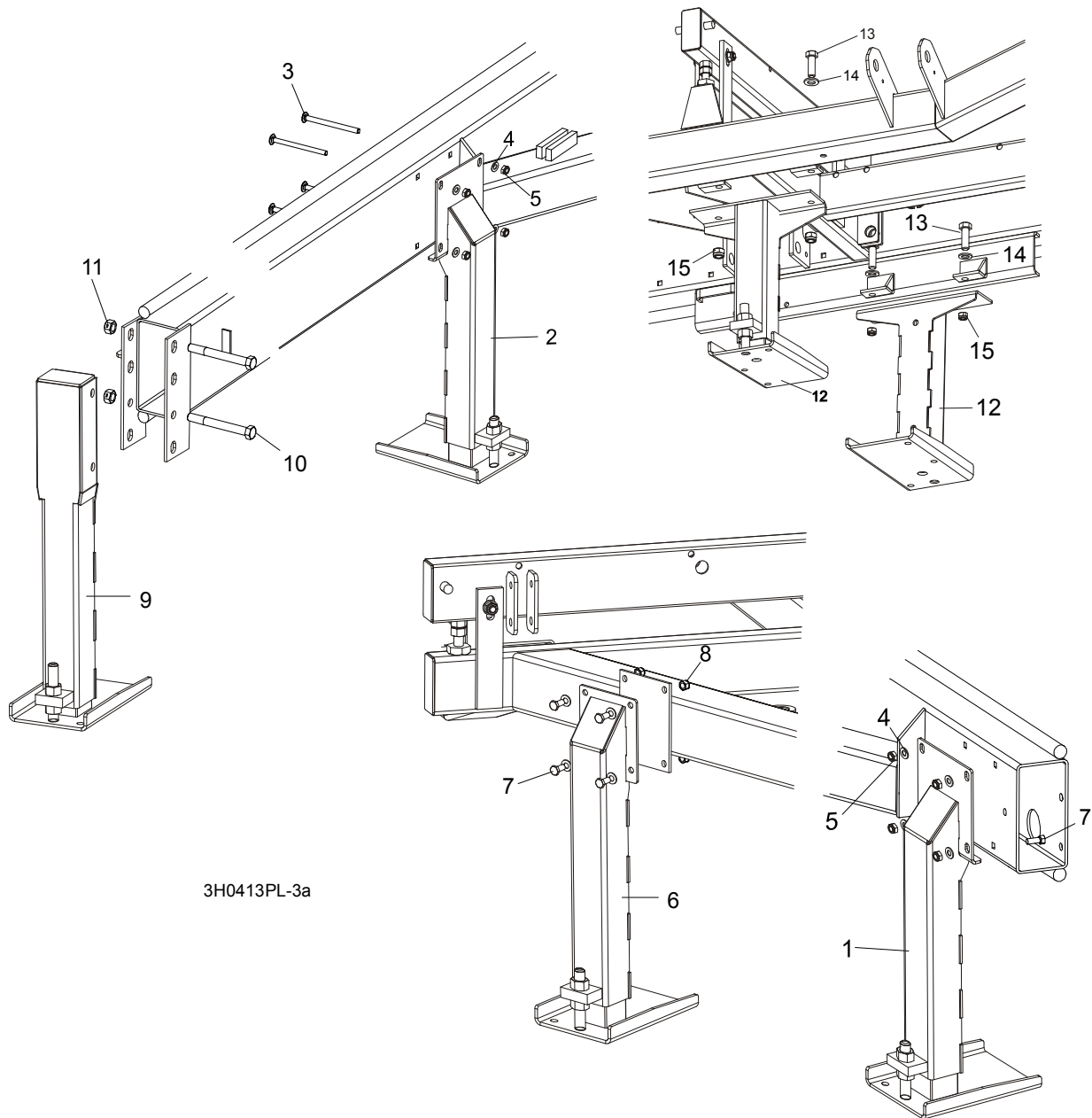


REF	DESCRIPTION (◆ Indicates Parts Available In Assemblies Only)	PART #	QTY.
	<b>CLAMP MOUNT ASSEMBLY - REAR</b>	092938	1
1	Bed Rail Assembly, Rear	092902-1	1
2	Bed Rail AH5/DH5	095131-1	1
3	Cover, 22.75 SS LT50 Pivot	099123	1
4	Tube Weldment, Bed Rear	092907-1	1
5	Leg, Stationary Left	087450-1	1
6	Bolt, M10 X 125-8.8 Carriage Head	F81003-34	4
7	Washer, M10 Flat Zinc	F81055-1	28
8	Nut, M10 Hex Nylon Zinc Lock	F81033-1	16
9	Bolt, M8 x 65-5.8 Hex Head Zinc	F81002-3	2
10	Nut, M8 Hex Nylon Lock Zinc	F81032-2	2
11	Bolt, M10x25-8.8Hex Head Full Thread Zinc	F81003-11	4
12	Bolt, M10x35-8.8 Hex Head Full Thread Zinc	F81003-17	4
13	Plate, 1/4 Hose Clamp Painted	S09245	2
14	Screw, 5/16-18x3/4 Self-tapping	F05015-30	2

# 8 Bed Frame Assembly

Leg, Stationary

## 8.7 Leg, Stationary



3H0413PL-3a

REF	DESCRIPTION (◆ Indicates Parts Available In Assemblies Only)	PART #	QTY.
1	LEG, OUTRIGGER STATIONARY RIGHT (1 REQ'D FOR LT70S; 3 REQ'D FOR LT70M)	501640	1/3
2	LEG, OUTRIGGER STATIONARY W/BOARD RETURN TABLE BRACKET	501638	1
3	BOLT, M10 X 120-8.8 CARRIAGE HEAD	F81003-33	8/12
4	WASHER, 10.5 FLAT	F81055-1	8/16
5	NUT, M10-8-B HEX NYLON LOCK	F81033-1	8/16
6	LEG, OUTRIGGER STATIONARY LEFT	501639	2
7	BOLT, M10 X 25-8.8 HEX HEAD	F81003-11	12

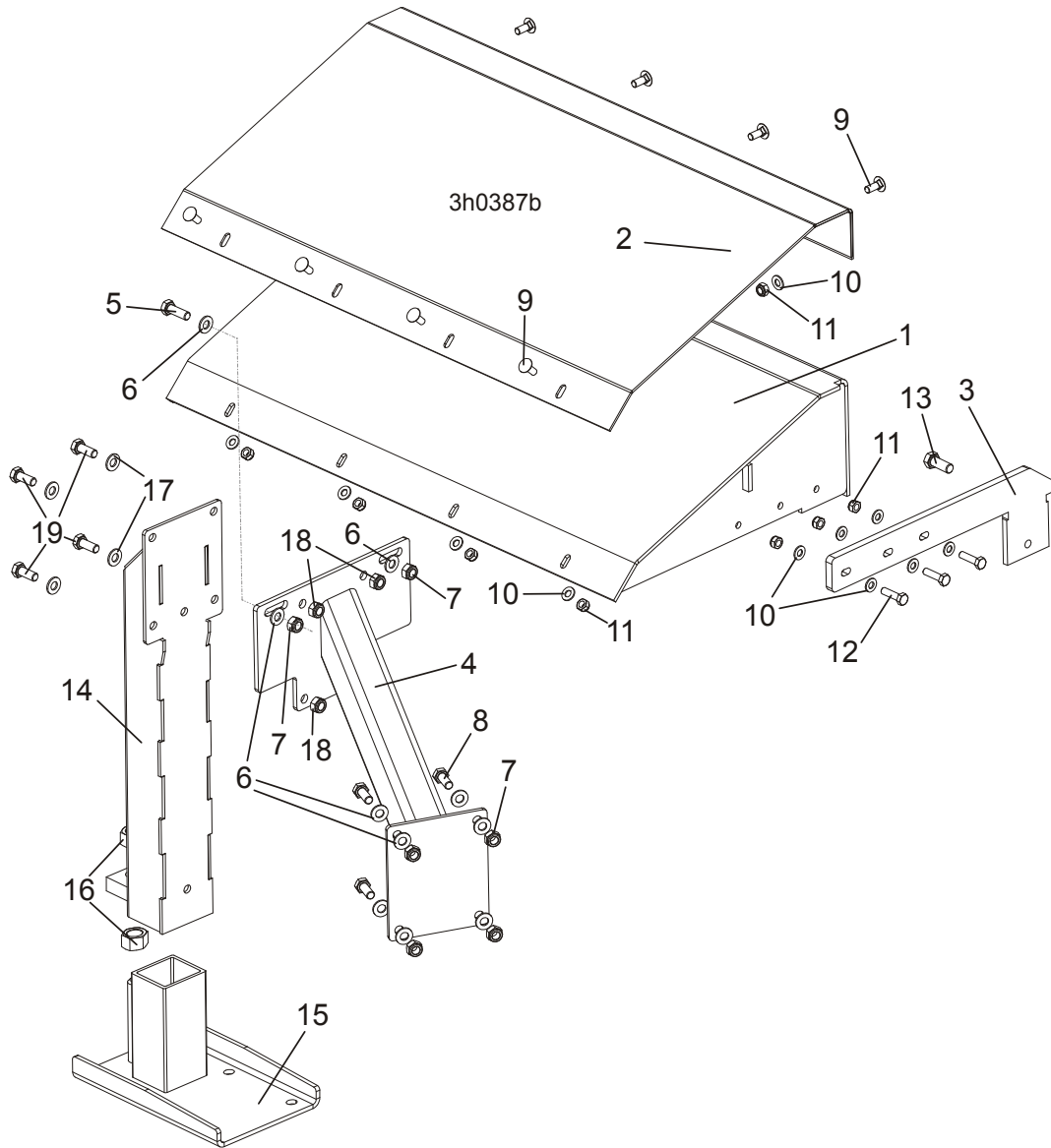
8	NUT, M10-8-B HEX NYLON LOCK	F81033-1	12	
9	LEG, OUTRIGGER STATIONARY FRONT	501641	1	
10	BOLT, M16 X 140-8.8 HEX HEAD GRADE 5	F81006-4	2	
11	NUT, M16-8 HEX LOCK ZINC LOCK	F81036-2	2	
12	LEG, OUTRIGGER STATIONARY MIDDLE	501637	2	
13	BOLT, M16 X 50-8.8 HEX HEAD FULL THREAD ZINC	F81006-7	4	
14	WASHER, 17 FLAT ZINC	F81058-1	4	
15	NUT, M16-8 HEX NYLON ZINC LOCK	F81036-2	4	

# 8

## Bed Frame Assembly

Board Removal Assembly, "M" Frame Stationary Sawmills with A/DH1-3 Hydraulics (Option)

### 8.8 Board Removal Assembly, "M" Frame Stationary Sawmills with A/DH1-3 Hydraulics (Option)

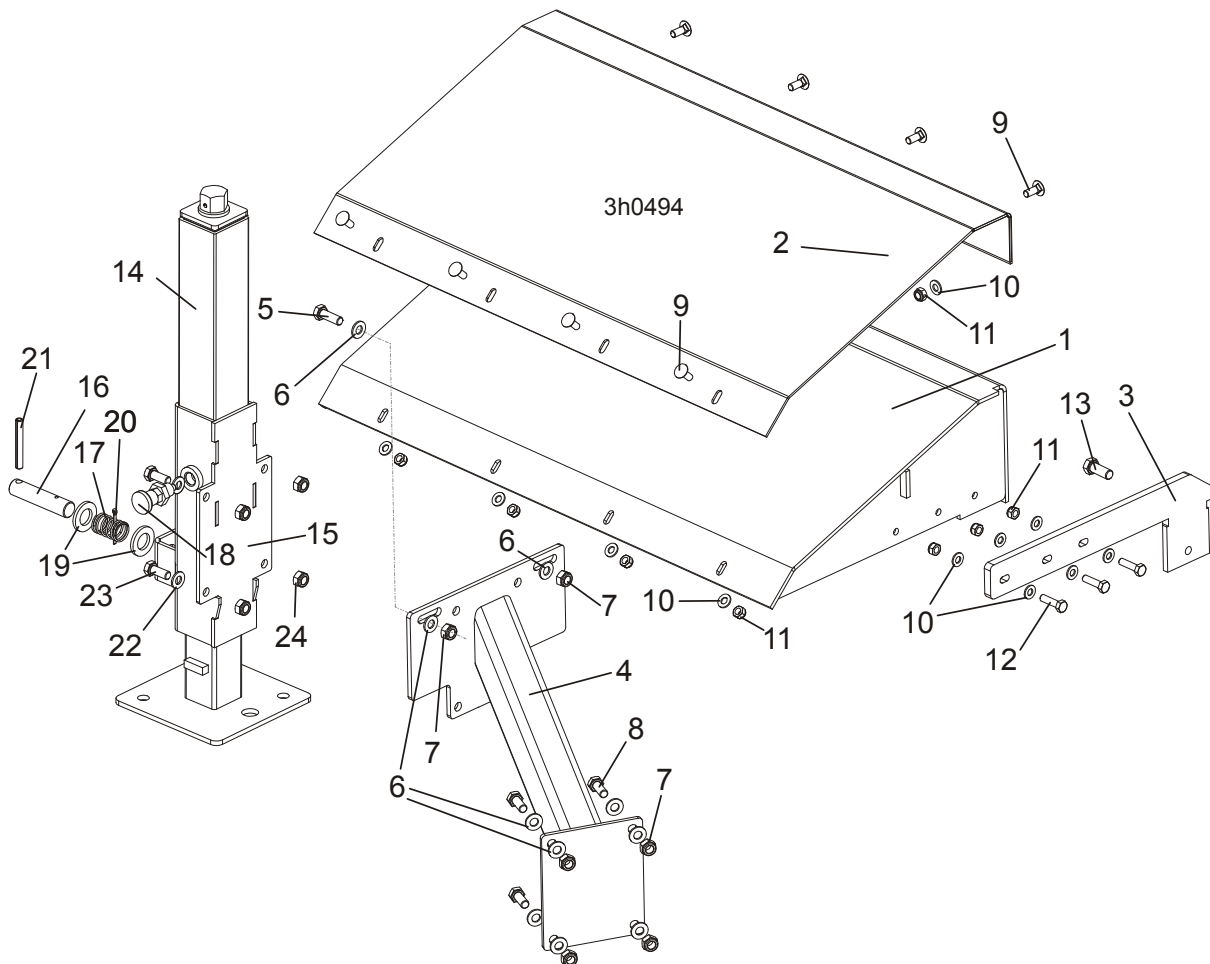


REF.	DESCRIPTION (◆ Indicates Parts Available In Assemblies Only)	PART #	QTY.
	<b>BOARD REMOVAL ASSEMBLY, LT70M (A/DH1-3)</b>	<b>100661</b>	<b>1</b>
	BOARD REMOVAL ASSEMBLY <a href="#">See Section 4.3</a>	092757	1
	<b>TABLE, "M" FRAME COMPLETE</b>	<b>099939</b>	<b>1</b>
1	TABLE, "M" FRAME	100672-1	1
2	PLATE, "M" FRAME TABLE TOP	099946	1
3	PLATE, LEG MOUNT	099945-1	1
4	TUBE WELDMENT, "M" FRAME TABLE SUPPORT	099941-1	1
5	BOLT, M10X30-5.8 HEX HEAD FULL THREAD ZINC	F81003-2	2



<b>6</b>	WASHER, 10.5 FLAT ZINC	F81055-1	12	
<b>7</b>	NUT, M10-8-B NYLON HEX ZINC LOCK	F81033-1	6	
<b>8</b>	BOLT, M10X25-8.8 HEX HEAD FULL THREAD ZINC	F81003-11	4	
<b>9</b>	BOLT, M8X20-8.8 CARRIAGE HEAD ZINC	F81002-11	8	
<b>10</b>	WASHER, 8.4 FLAT ZINC	F81054-1	14	
<b>11</b>	NUT, M8-8-B HEX NYLON ZINC LOCK	F81032-2	11	
<b>12</b>	BOLT, M8X30-5.8 HEX HEAD FULL THREAD ZINC	F81002-2	1	
<b>13</b>	BOLT, M12X30-8.8 HEX HEAD FULL THREAD ZINC	F81004-22	1	
	<b>LEG, LEFT STATIONARY ADJUSTABLE</b>	<b>501639</b>	<b>1</b>	
<b>14</b>	LEG WELDMENT - UPPER PART	500545-1	1	
<b>15</b>	WIDE FOOT - ADJUSTABLE LEGS	501084-1	1	
<b>16</b>	NUT, M20-8 HEX ZINC	F81037-1	2	
<b>17</b>	WASHER, 10.5 FLAT ZINC	F81055-1	4	
<b>18</b>	NUT, M10-8-B HEX NYLON ZINC LOCK	F81033-1	4	
<b>19</b>	BOLT, M10X25-8.8 HEX HEAD FULL THREAD ZINC	F81003-11	4	

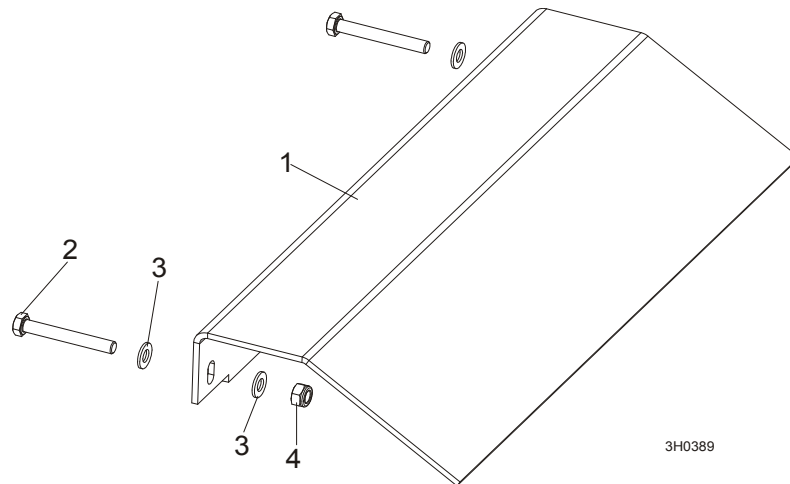
## 8.9 Board Removal Assembly, "M" Frame Portable Sawmills with A/DH1-3 Hydraulics (Option)



REF.	DESCRIPTION (◆ Indicates Parts Available In Assemblies Only)	PART #	QTY.
	<b>BOARD REMOVAL ASSEMBLY, LT70M PORTABLE (A/DH1-3)</b>	<b>506531</b>	<b>1</b>
	BOARD REMOVAL ASSEMBLY <a href="#">See Section 4.3</a>	092757	1
	<b>TABLE, "M" FRAME PORTABLE COMPLETE</b>	<b>506529</b>	<b>1</b>
1	TABLE, "M" FRAME	100672-1	1
2	PLATE, "M" FRAME TABLE TOP	099946	1
3	PLATE, LEG MOUNT	099945-1	1
4	TUBE WELDMENT, "M" FRAME TABLE SUPPORT	099941-1	1
5	BOLT, M10X30-5.8 HEX HEAD FULL THREAD ZINC	F81003-2	2
6	WASHER, 10.5 FLAT ZINC	F81055-1	12
7	NUT, M10-8-B HEX NYLON ZINC LOCK	F81033-1	6
8	BOLT, M10X25-8.8 HEX HEAD FULL THREAD ZINC	F81003-11	4
9	BOLT, M8X20-8.8 CARRIAGE HEAD ZINC	F81002-11	8
10	WASHER, 8.4 FLAT ZINC	F81054-1	14

11	NUT, M8-8-B HEX NYLON ZINC LOCK	F81032-2	11	
12	BOLT, M8X30-5.8 HEX HEAD FULL THREAD ZINC	F81002-2	1	
13	BOLT M12X30-8.8 HEX HEAD FULL THREAD ZINC	F81004-22	1	
	<b>LEG, COMPLETE SIDE FAO</b>	<b>094583</b>	<b>1</b>	
14	BASE WLDMT, FINE ADJUST OUTRIGGER LEG	093589	1	
15	GUIDE WELDMENT, SIDE FAO LEG	504243-1	1	
16	PIN, OUTRIGGER ZINC-PLATED	087012-1	1	
17	SPRING, 21 DIA. x38 x 2 ZINC-PLATED	087040	1	
18	PIN, DETENT	090197	1	
19	WASHER, 21 FLAT ZINC	F81059-2	2	
20	PIN, S-Zn 4x25 COTTER	F81043-2	1	
21	PIN, 8x65 ROLL ZINC	F81046-1	1	
22	WASHER, 10.5 FLAT ZINC	F81055-1	4	
23	BOLT, M10x25-8.8 HEX HEAD FULL THREAD ZINC	F81003-11	4	
24	NUT, M10-8-B HEX NYLON ZINC LOCK	F81033-1	4	

### 8.10 Board Removal Assembly, "M" Frame Sawmills with A/DH4-7 Hydraulics (Option)

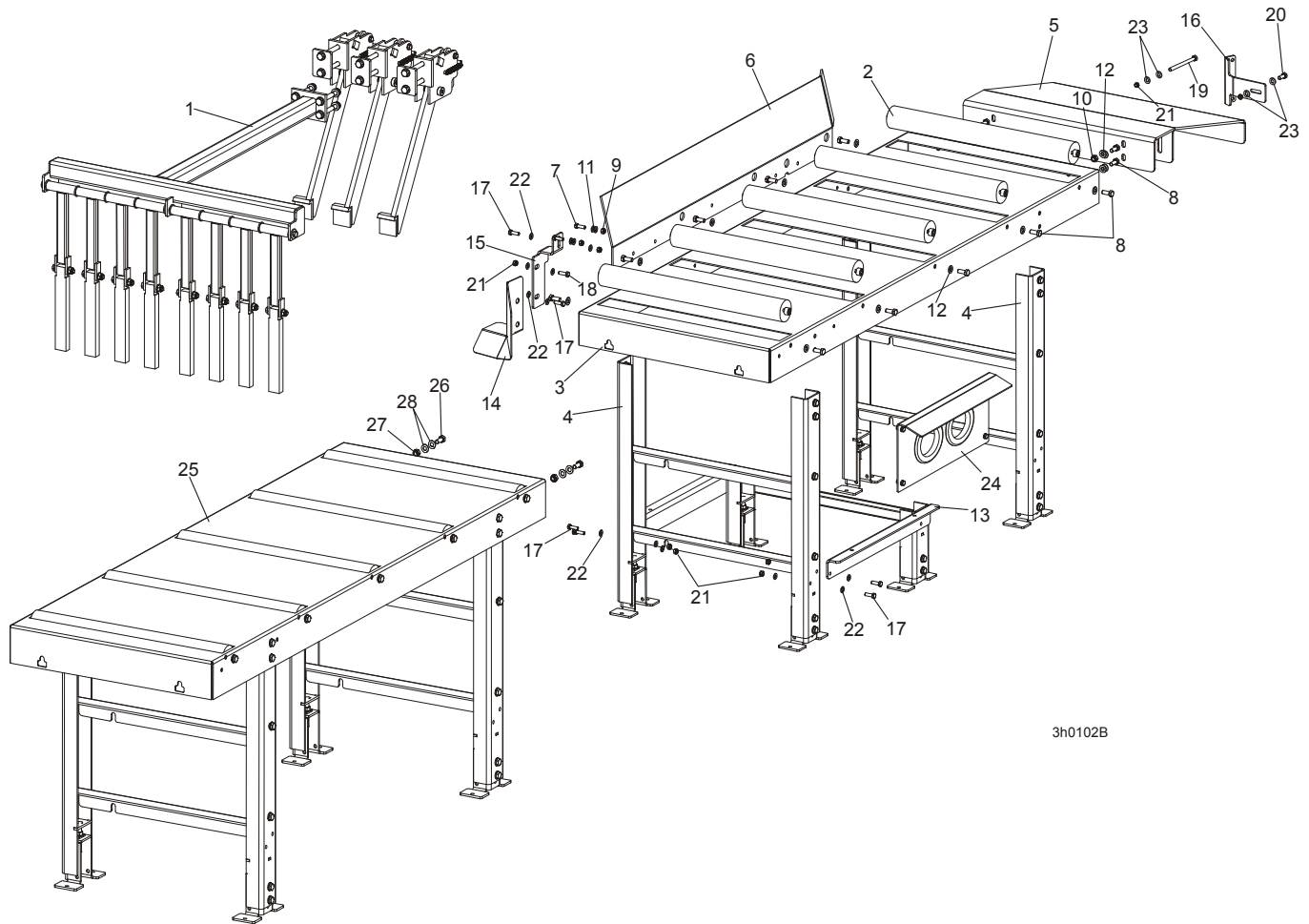


REF.	DESCRIPTION (◆ Indicates Parts Available In Assemblies Only)	PART #	QTY.	
	<b>BOARD REMOVAL ASSEMBLY, LT40M (A/DH4-7)</b>	100703	1	
	BOARD REMOVAL ASSEMBLY <a href="#">See Section 4.3</a>	087839-1	1	
1	PLATE, BOARD REMOVAL ASSY	099953-1	1	
2	BOLT, M10x75-8.8 HEX HEAD ZINC	F81003-15	2	
3	WASHER, 10.5 FLAT ZINC	F81055-1	4	
4	NUT, M10-8-B HEX NYLON ZINC LOCK	F81033-1	2	

# 8 Bed Frame Assembly

## Board Return Table (LT70M Option)

### 8.11 Board Return Table (LT70M Option)



3h0102B

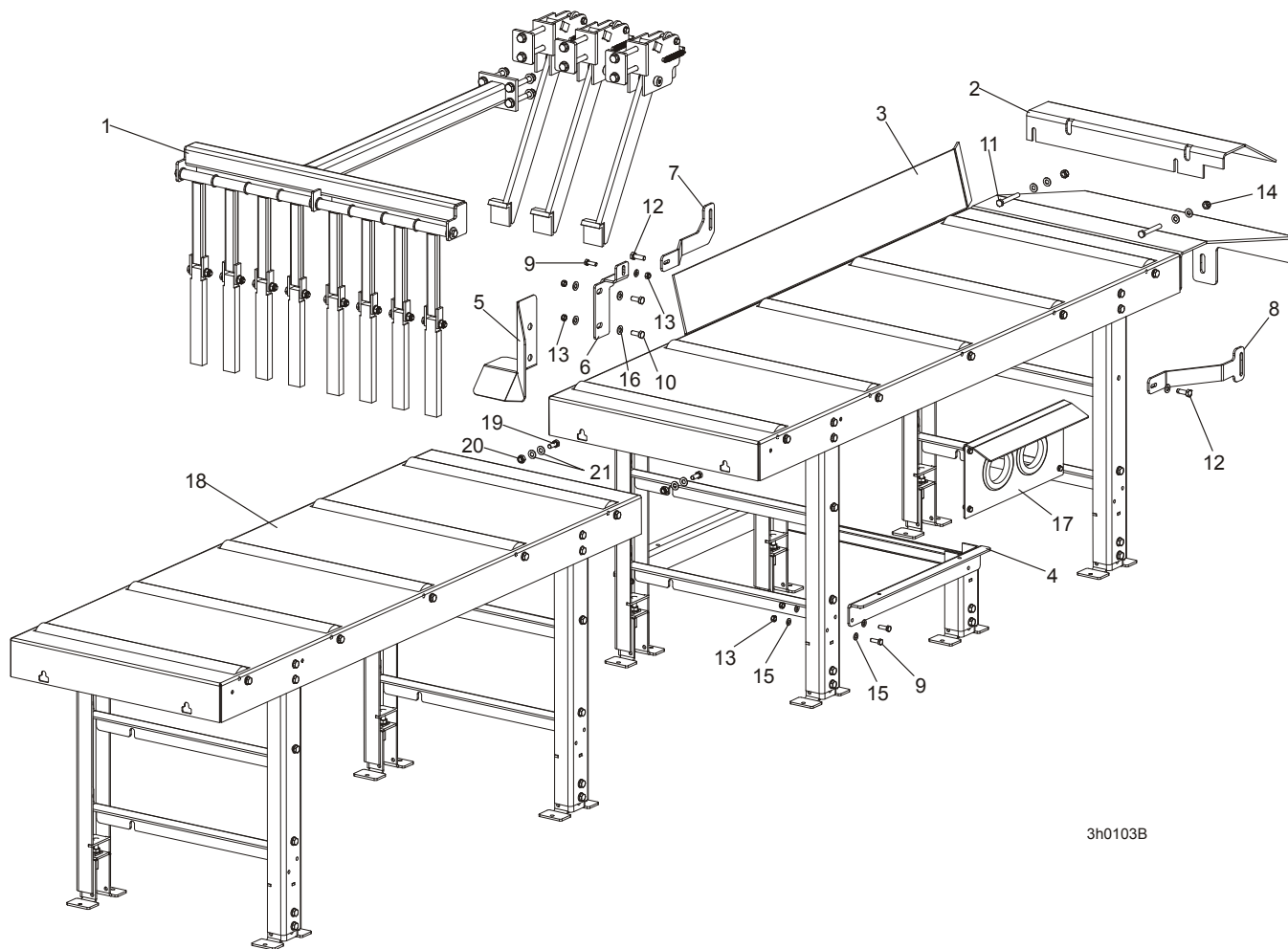
REF	DESCRIPTION (◆ Indicates Parts Available In Assemblies Only)	PART #	QTY.
	<b>TABLE, LT70M DOUBLE</b>	502788	1
	BOARD RETURN TABLE - LONG TABLE (LT70M OPTION)	501990	1
<b>1</b>	BOARD RETURN ASSEMBLY <a href="#">See Section 4.3</a>	092757	1
	TABLE, "M" FRAME LONG SPECIAL	501975	1
<b>2</b>	ROLLER, 63.5/20x600 (EDGER) PTD.	501090-1	5
<b>3</b>	TABLE, EDGER	500078-1	1
<b>4</b>	LEG, BOARD RETURN TABLE	501974	2
<b>5</b>	PLATE, BOARD RETURN TABLE FRONT	501977-1	1
<b>6</b>	BRACKET, BOARD RETURN TABLE	501978-1	1
<b>7</b>	BOLT,M8X25-8.8-B HEX HEAD FULL THREAD	F81002-5	4
<b>8</b>	BOLT, M10-1.5X25MM HH GR8.8	F81003-11	14
<b>9</b>	NUT, M8-8-B, HEX,NYLON LOCK ZINC	F81032-2	4
<b>10</b>	NUT,M10-8-B NYLON HEX ZINC LOCK	F81033-1	4

11	WASHER, 8.4 FLAT,ZINC	F81054-1	8	
12	WASHER, 10.5 FLAT ZINC	F81055-1	18	
13	STAND, HYDRAULIC CONTROL BOX COMPLETE	502345	1	
14	COVER, HYDRAULIC HOSE - SPECIAL	502500-1	1	
15	BRACKET, "M" LONG TABLE	502519-1	1	
16	TUBE, TABLE LEG	502520-1	1	
17	BOLT, M8X25-8.8-B HEX HEAD FULL THREAD	F81002-5	5	
18	BOLT, M10-1.5X25MM HH GR8.8	F81003-11	2	
19	BOLT, M10X125-8.8 HEX HEAD ZINC	F81003-18	1	
20	BOLT, M10X30-5.8 HEX HEAD FULL THREAD ZINC	F81003-2	1	
21	NUT, M8-8-B HEX NYLON LOCK ZINC	F81032-2	9	
22	WASHER, 8.4 FLAT,ZINC	F81054-1	10	
23	WASHER, 10.5 FLAT ZINC	F81055-1	8	
24	COVER, HYDRAULIC HOSES COMPLETE	504262	1	
25	TABLE, M FRAME LONG	502539	1	
26	BOLT, M10-1.5X25MM HH GR8.8	F81003-11	2	
27	NUT, M6 HEXAGON FREE GRADE 5(8.8) ZINC	F81031-1	2	
28	WASHER, 10.5 FLAT ZINC	F81055-1	4	

# 8 Bed Frame Assembly

## Board Return Table (LT70M A/DH4-7 Option)

### 8.12 Board Return Table (LT70M A/DH4-7 Option)

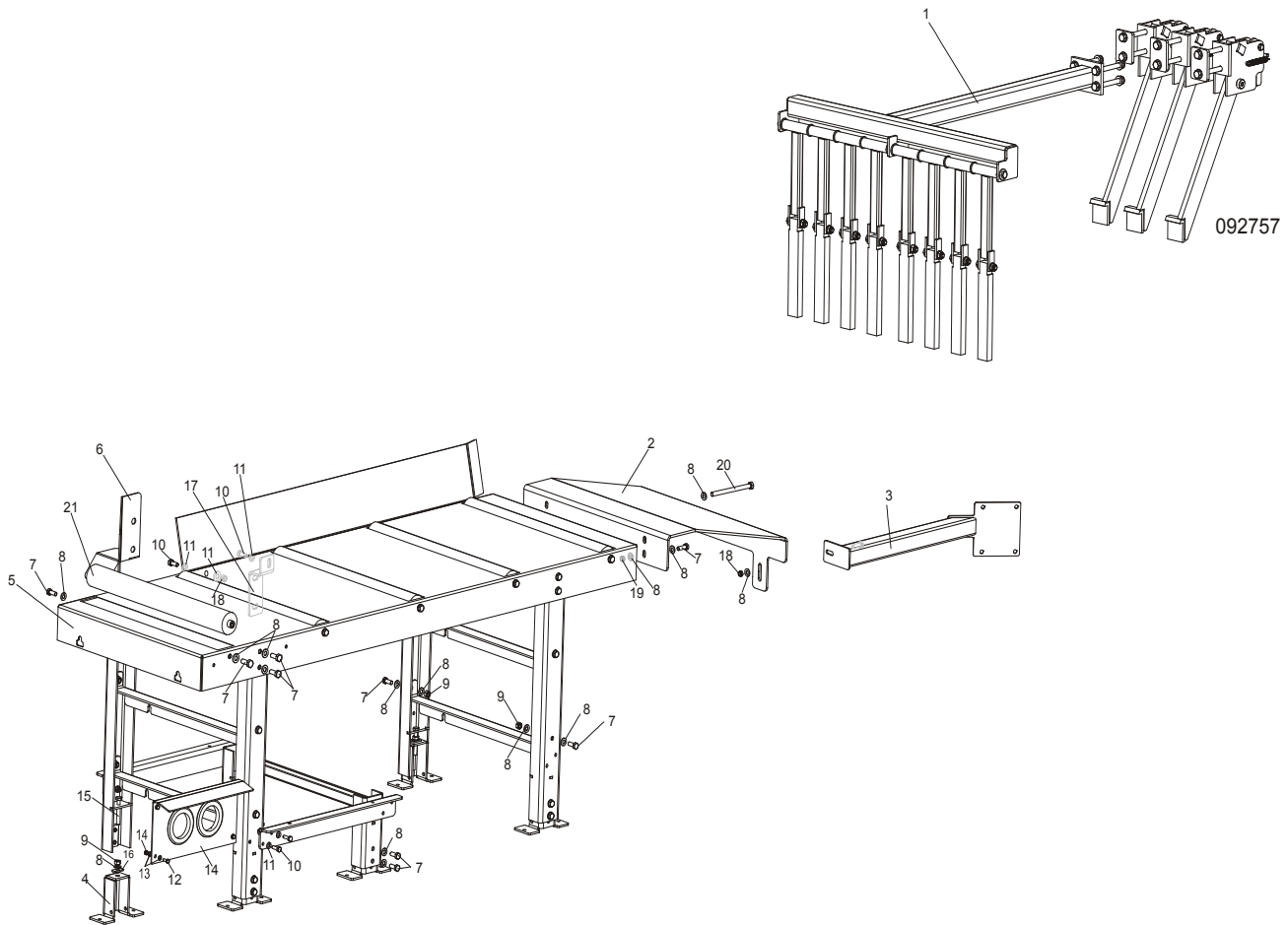


3h0103B

REF	DESCRIPTION (◆ Indicates Parts Available In Assemblies Only)	PART #	QTY.
	<b>TABLE, LT70M A/DH4-7 DOUBLE</b>	502800	1
	BOARD RETURN TABLE - LONG TABLE	502798	1
1	BOARD RETURN ASSEMBLY <a href="#">See Section 4.3</a>	092757	1
2	PLATE, BOARD RETURN	099953-1	1
3	TABLE, "M" FRAME LONG SPECIAL	501975	1
4	STAND, HYDRAULIC CONTROL BOX COMPLETE	502345	1
5	COVER, HYDRAULIC HOSE - SPECIAL	502500-1	1
6	BRACKET, "M" LONG TABLE	502519-1	1
7	BRACKET, M A/DH4-7 FRAME TABLE LEFT	502808-1	1
8	BRACKET, M A/DH4-7 FRAME TABLE RIGHT	502809-1	1
9	BOLT, M8X25-8.8-B HEX HEAD FULL THREAD	F81002-5	5
10	BOLT, M10-1.5X25MM HH GR8.8	F81003-11	2
11	BOLT, M10X75-8.8 HEX HEAD ZINC	F81003-15	2
12	BOLT, M10X30-5.8 HEX HEAD FULL THREAD ZINC	F81003-2	2

<b>13</b>	NUT, M8-8-B HEX NYLON LOCK ZINC	F81032-2	7	
<b>14</b>	NUT, M10-8-B NYLON HEX ZINC LOCK	F81033-1	2	
<b>15</b>	WASHER, 8.4 FLAT ZINC	F81054-1	10	
<b>16</b>	WASHER, 10.5 FLAT ZINC	F81055-1	8	
<b>17</b>	COVER, HYDRAULIC HOSES COMPLETE	504262	1	
<b>18</b>	TABLE, M FRAME LONG	502539	1	
<b>19</b>	BOLT, M10-1.5X25MM HH GR8.8	F81003-11	2	
<b>20</b>	NUT, M6 HEXAGON FREE GRADE 5(8.8) ZINC	F81031-1	2	
<b>21</b>	WASHER, 10.5 FLAT ZINC	F81055-1	4	

**8.13 Board Return Assembly - LT70S Long Table**

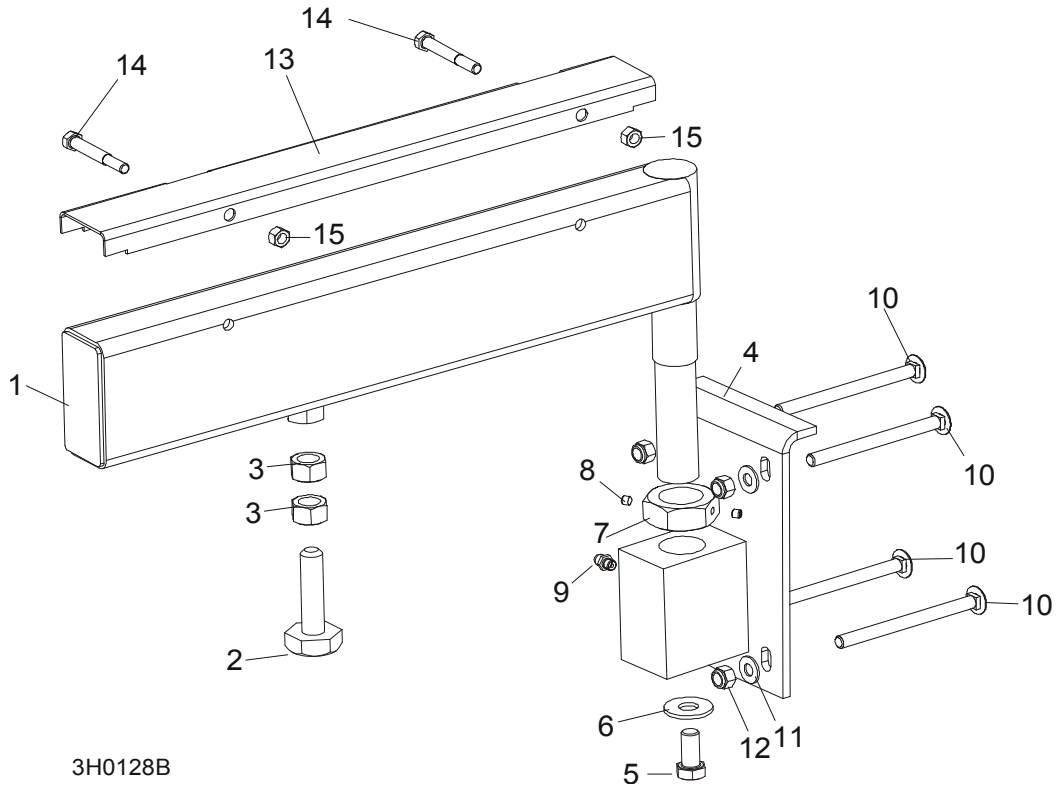


REF.	DESCRIPTION (◆ Indicates Parts Available In Assemblies Only)	PART #	QTY.
	<b>BOARD RETURN ASSEMBLY - LT70S LONG TABLE</b>	505796	1
1	BOARD RETURN ASSEMBLY, LT70 <a href="#">See Section 4.3</a>	092757	1
2	PLATE, OUTFEED TABLE FRONT	505794-1	1
3	BRACKET, S-TYPE FRAME LONG TABLE	506171-1	1
4	OUTRIGGER, PTD COMPLETE	101019	6
5	TABLE, EDGER	500078-1	1
6	COVER, HYDRAULIC HOSE - SPECIAL	502500-1	1
7	BOLT, M10-1.5X25MM HH GR8.8	F81003-11	48
8	WASHER, 10.5 FLAT ZINC	F81055-1	85
9	NUT, M10-8-B HEX ZINC	F81033-3	22
10	BOLT, M8 X 25MM HEX HEAD ZINC GRADE 5.8	F81002-5	9
11	WASHER, 8.4 FLAT ZINC	F81054-1	18
12	BOLT, M6x16 8.8 HEX HEAD FULL THREAD ZINC	F81001-15	4



<b>13</b>	WASHER, M6 FLAT ZINC	F81053-1	10	
<b>14</b>	COVER, HYDRAULIC HOSES COMPLETE	504262	1	
<b>15</b>	BOLT M10X70 8.8 HEX HEAD FULL THREAD ZINC	F81003-20	6	
<b>16</b>	NUT, M10X1.5 WELD CENTER	F81033-4	6	
<b>17</b>	BRACKET, TABLE LONG M-TYPE	506172-1	1	
<b>18</b>	NUT, M8-8-B HEX NYLON ZINC LOCK	F81032-2	13	
<b>19</b>	NUT, M10, NYLON HEX ZINC LOCK	F81033-1	5	
<b>20</b>	BOLT, M10X125-8.8 HEX HEAD ZINC	F81003-18	1	
<b>21</b>	ROLLER, 63.5/20X600 (EDGER) PTD	501090-1	5	

### 8.14 Pivot Bed Rail Assembly

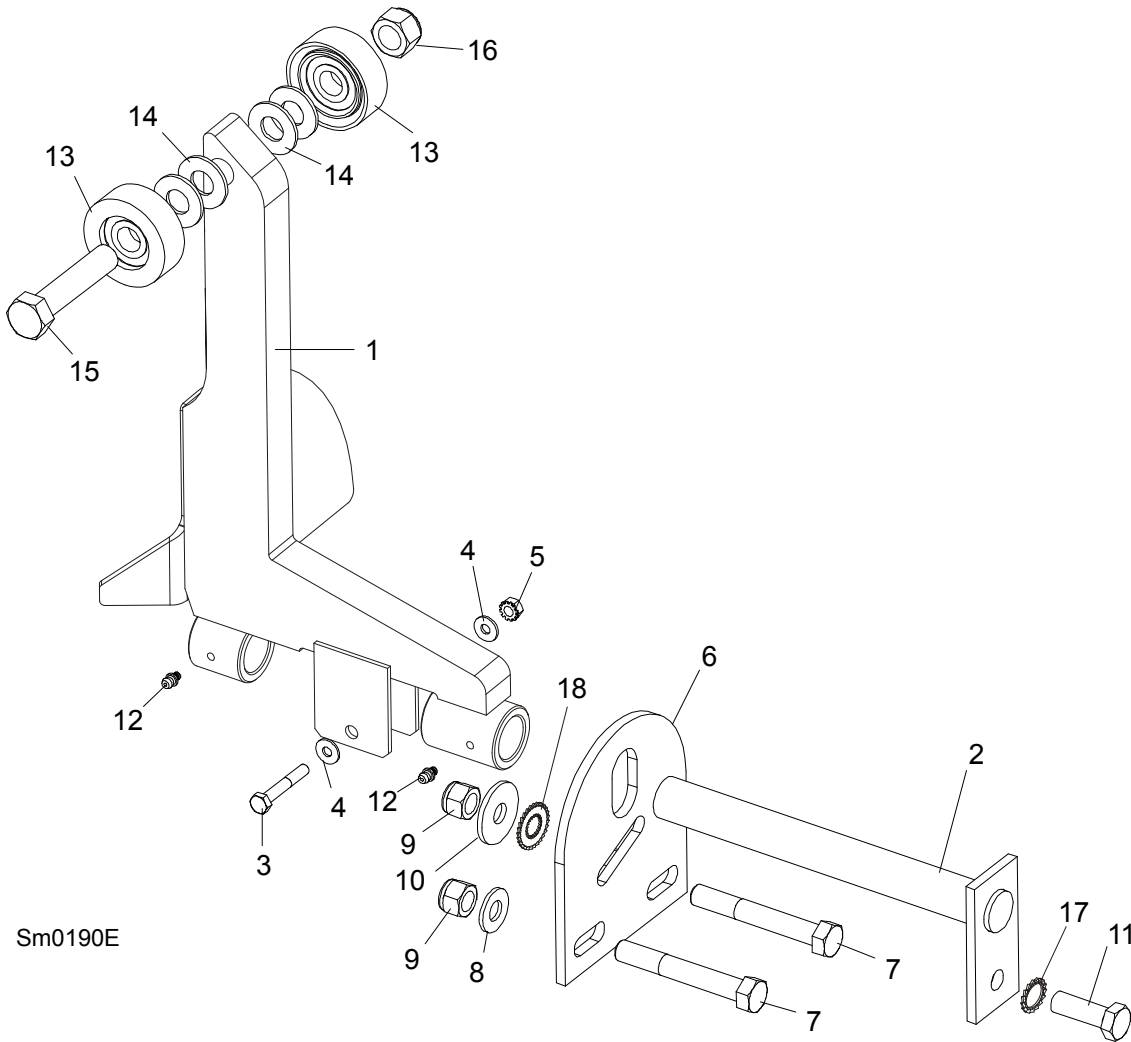


3H0128B

REF.	DESCRIPTION (◆ Indicates Parts Available In Assemblies Only)	PART #	QTY.
	<b>PIVOT BED RAIL ASSEMBLY</b>	087829	2
	<b>PIVOT BED RAIL ASSEMBLY</b>	087855	2
1	Pivot Bed Rail Weldment	087852	1
	Pivot Bed Rail Weldment	087848	1
	Bolt Assembly, Bed Rail Adjustment		1
2	Bolt, Bed Rail Adjustment	505006	1
3	Nut, M16-5.8 Hex Zinc	F81036-1	2
4	Bracket, Pivot Rail Mounting	087841-1	1
5	Bolt, M12x25-8.8 Hex Head Full Thread Zinc	F81004-31	1
6	Washer, 15 Flat	F05011-52	1
7	NUT, M32x2-04-B ZINC	087975	1
8	Screw, 1/4-28 x 1/4" Brass Tip Set	F05005-42	2
9	Fitting, 3/16" Grease	086280	1
10	<b>BOLT, 3M10 X 120-8.8 CARRIAGE HEAD</b>	F81003-14	2
11	<b>BOLT, 3/8-16 X 5" CARRIAGE HEAD</b>	F05007-113	6
12	<b>WASHER,10.5 FLAT ZINC</b>	F81055-1	8
13	<b>NUT, M16-8 HEX NYLON ZINC LOCK</b>	F81036-2	8

	<b>COVER KIT, PIVOT RAIL STAINLESS STEEL</b>	015926	2	
	<b>COVER KIT, PIVOT RAIL STAINLESS STEEL</b>	N/A	2	
<b>14</b>	Cover, Stainless Steel Pivot Bed Rail	012994	1	
	Cover, Stainless Steel Pivot Bed Rail	099123	1	
<b>15</b>	Bolt, M8x65-5.8 Hex Head Zinc	F81002-3	4	
<b>16</b>	Nut, M8-8-B Hex Nylon Zinc Lock	F81032-2	4	
	<b>WRENCH, BED RAIL ADJUSTMENT (See Section 8.4)</b>	015970	1	

### 8.15 Log Side Support Assembly (Manual)



Sm0190E

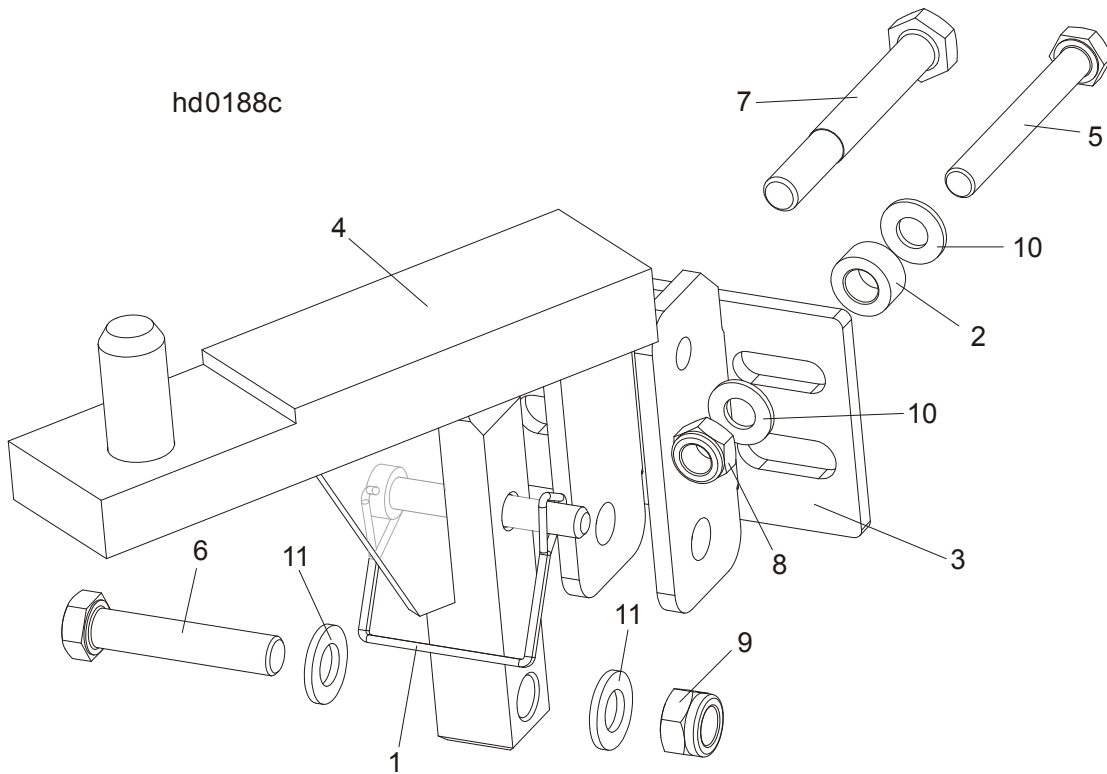
REF	DESCRIPTION (◆ Indicates Parts Available In Assemblies Only)	PART #	QTY.	
<b>1</b>	<b>SUPPORT, LOG SIDE W/GUARD</b>	099785-1	1	
<b>2</b>	<b>PIN, LOG SIDE SUPPORT PIVOT</b>	091549-1	1	
<b>3</b>	<b>BOLT, M8X45-8.8 HEX HEAD FULL THREAD ZINC</b>	F81002-14	1	
<b>4</b>	<b>WASHER, 8.4 FLAT ZINC</b>	F81054-1	2	
<b>5</b>	<b>NUT, M8-8-B HEX NYLON ZINC LOCK</b>	F81032-2	1	

# 8 Bed Frame Assembly

## LT40/70 S/M/Super Saw Head Rest Pin Assembly

6	PLATE, LOG SIDE SUPPORT END	091591-1	1	
7	BOLT, M12 X 90-8.8 HEX HEAD ZINC	F81004-2	2	
8	WASHER, 13 FLAT ZINC	F81056-1	2	
9	NUT, M12-8 HEX NYLON ZINC LOCK	F81034-2	3	
10	WASHER, .5" X 1.63" X 11" GA.	086184	1	
11	BOLT, M12 X 35-8.8 HEX HEAD FULL THREAD ZINC	F81004-24	1	
12	FITTING, 3/16" GREASE	P04107	2	
13	ROLLER ASSEMBLY, SIDE SUPPORT	015014-1	2	
14	WASHER, 17 FLAT ZINC	F81058-1	2	
15	BOLT, M16X65-8.8-B HEX HEAD FULL THREAD ZINC	F81006-1	1	
16	NUT, M16-8 HEX NYLON ZINC LOCK	F81036-2	1	
17	WASHER, SPECIAL BOSART/2S, BN781 M12/13	F81056-16	1	
18	WASHER, SPECIAL BOSART/2S M12/12,3/30,3	F81056-17	1	
	INSTRUCTION SHEET, SIDE SUPPORT ROLLER	015109-526	1	

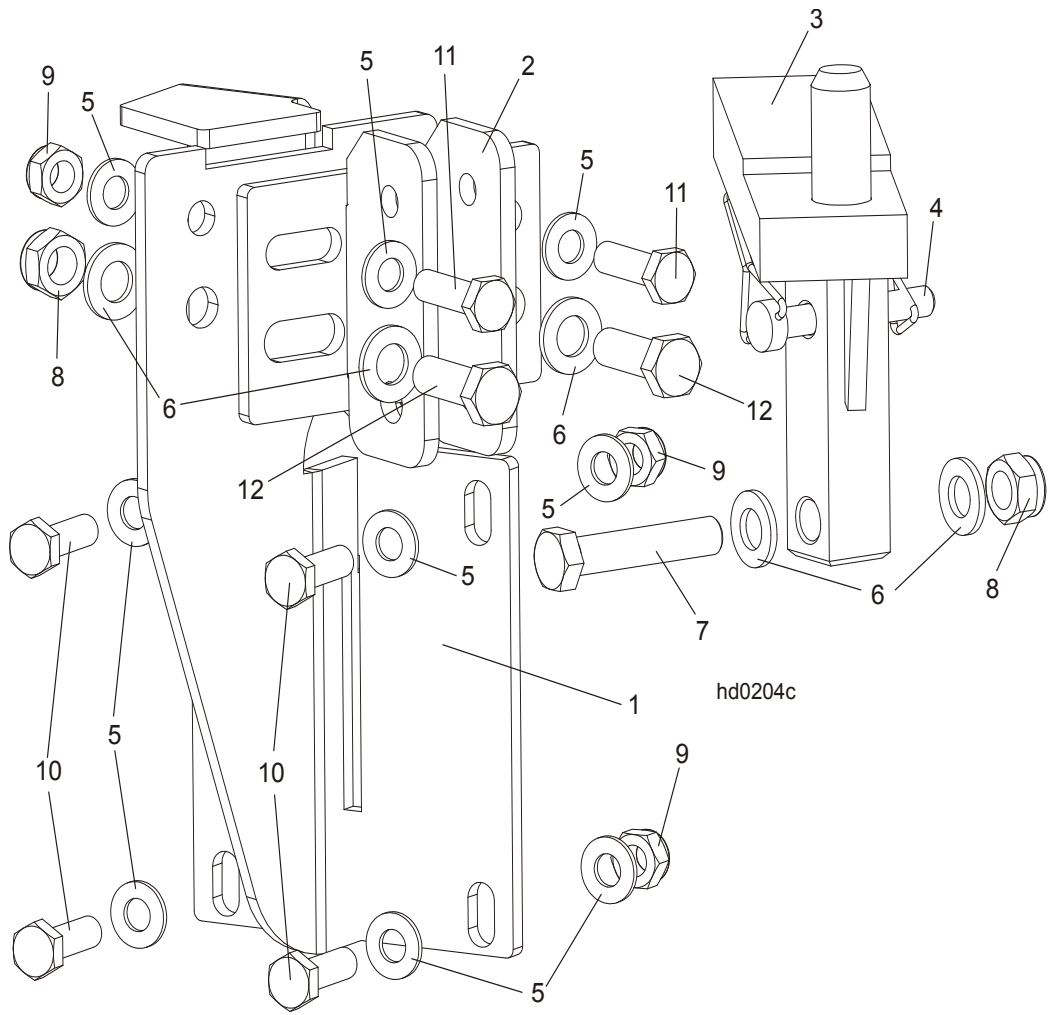
### 8.16 LT40/70 S/M/Super Saw Head Rest Pin Assembly



REF	DESCRIPTION (◆ Indicates Parts Available In Assemblies Only)	PART#	QTY.	
	<b>SAW HEAD REST PIN W/LATCH CLAMP, LT70S/M</b>	094660	1	
1	PIN, 3/8 x 2 1/4 SQ WIRE LOCK	014151	1	
2	BUSHING, ZINC-PLATED SPACER	090936-1	1	
3	BRACKET, LT40 SAW HEAD REST PIN MOUNT	092765-1	1	
4	PIN WLDMT, LT70S/M SAW HEAD REST	094658-1	1	

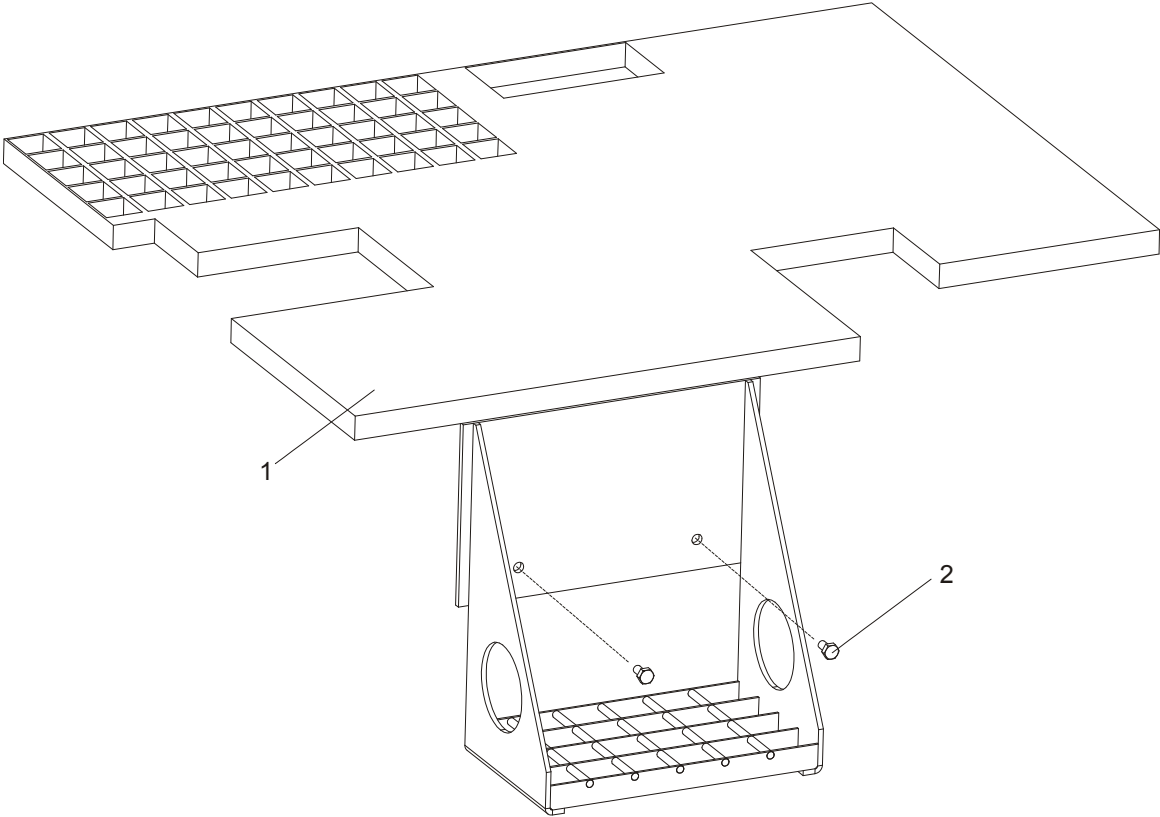
<b>5</b>	BOLT, M10 X 80 -8.8- FE/ZN5 HEX HEAD	F81003-50	1	
<b>6</b>	BOLT, M12X60MM HEX HEAD GR 8.8	F81004-5	1	
<b>7</b>	BOLT, M12x95-8.8 HEX HEAD ZINC-PLATED	F81004-29	1	
<b>8</b>	NUT, M10-8-B HEX NYLON ZINC LOCK	F81033-1	1	
<b>9</b>	NUT, M12-8 HEX NYLON ZINC LOCK	F81034-2	1	
<b>10</b>	WASHER, 10.5 FLAT ZINC	F81055-1	2	
<b>11</b>	WASHER, 13 FLAT ZINC	F81056-1	2	

**8.17 LT70MD42SDH7-2.6 Saw Head Rest Support**



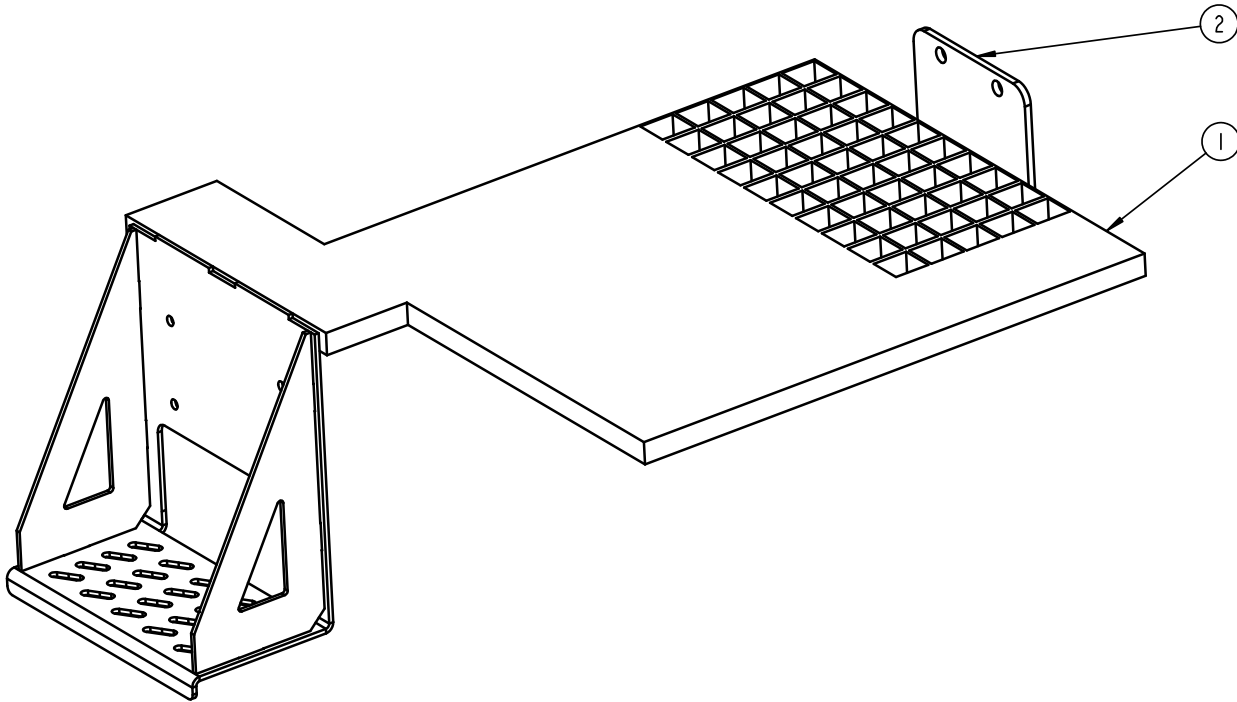
REF	DESCRIPTION (◆ Indicates Parts Available In Assemblies Only)	PART #	QTY.
	<b>SUPPORT, LT70MD42SDH7-2.6 SAW HEAD REST COMPLETE</b>	502712	1
1	SUPPORT, LT70MD42SDH7-2.6 SAW HEAD REST	502711-1	1
2	BRACKET, LT40 SAW HEAD REST PIN MOUNT- PAINTED	092765-1	1
3	PIN WLDMT, LT70S/M SAW HEAD REST	094658-1	1
4	PIN, 3/8 X 2 1/4 SQ WIRE LOCK	014151	1
5	WASHER, 10.5 FLAT ZINC	F81055-1	12
6	WASHER, 13 FLAT ZINC	F81056-1	6
7	BOLT, M12X60MM, HEX HEAD GR 8.8	F81004-5	1
8	NUT, M12-8 HEX NYLON ZINC LOCK	F81034-2	3
9	NUT, M10-8-B HEX NYLON ZINC LOCK	F81033-1	6
10	BOLT, M10x30-5.8 HEX HEAD FULL THREAD ZINC	F81003-2	4
11	BOLT, M10X35-8.8 HEX HEAD FULL THREAD ZINC	F81003-17	2
12	BOLT, M12 X 35-8.8-FE/ZN5 HEX HEAD FULL	F81004-24	2

8.18 Inspection Platform



REF	DESCRIPTION (◆ Indicates Parts Available In Assemblies Only)	PART #	QTY.	
	<b>PLATFORM, INSPECTION COMPLETE</b>	093062	1	
1	PLATFORM, INSPECTION PTD	093061-1	1	
2	BOLT, 1/4-20 X 1/2 HEX HEAD	F05005-15	2	

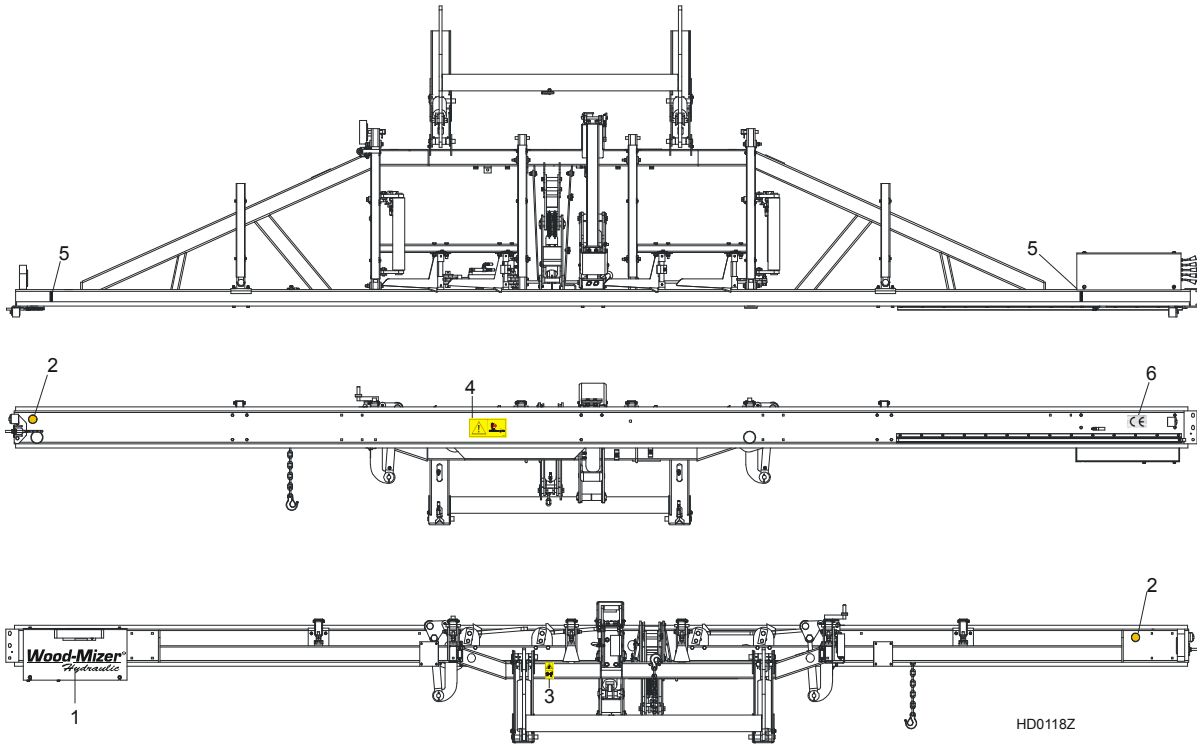
**8.19 Inspection Platform For M Frame With Power Roller**



REF.	DESCRIPTION (◆ Indicates Parts Available In Assemblies Only)	PART #	QTY.	
	<b>ASSEMBLY PLATFORM INSPECTION FRAME "M" POWER ROLLER</b>	506379	1	
1	PLATFORM, INSPECTION, FRAME "M"	506046-1	1	
2	ANGLE BRACKET PLATFORM	506332-1	1	

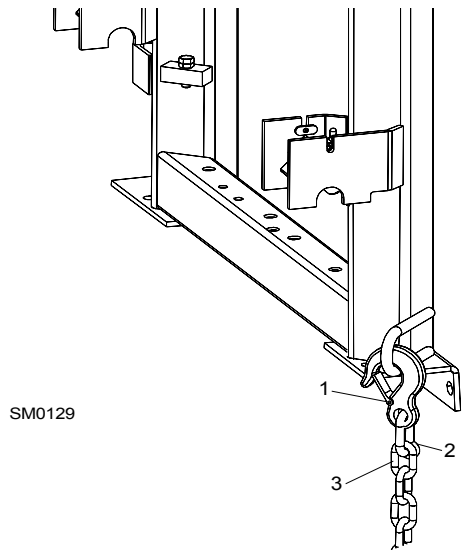


8.20 Bed Frame Decals



REF	DESCRIPTION (◆ Indicates Parts Available In Assemblies Only)	PART #	QTY.
1	DECAL, WOOD-MIZER SUPER HYDRAULIC LOGO	014168	1
2	DECAL, AMBER REFLECTIVE 2" ROUND	P07453	2
3	DECAL, KEEP AWAY DANGER, PICTOGRAM	099221	1
4	DECAL, SAWMILL TRAILER CAUTION, PICTOGRAM	099542	1
5	DECAL, LOG LIMIT STRIPE	S12051	2
6	DECAL, CE CERTIFIED SAWMILL, SMALL	P85070	1

**8.21 Tie Down Chain Assembly**

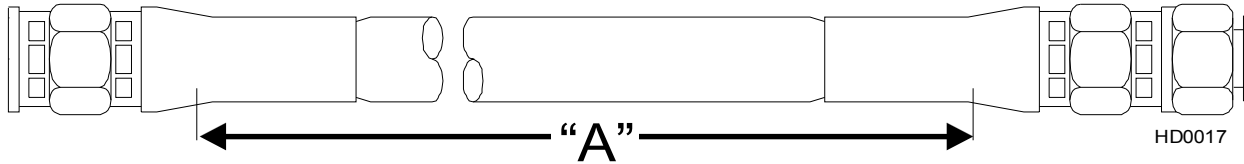


REF	DESCRIPTION (◆ Indicates Parts Available In Assemblies Only)	PART #	QTY.	
	<b>CHAIN ASSEMBLY, TIE DOWN</b>	A04376-1	1	
1	Hook, 5/8" Safety Chain	P12075	1	
2	Screw Closed Chain Link, 10	100767	1	
3	Chain, N-10 x 35, 6 Links	100951	1	

## 8.22

## SECTION 9 HYDRAULIC SYSTEM

## 9.1 Hydraulic Hoses



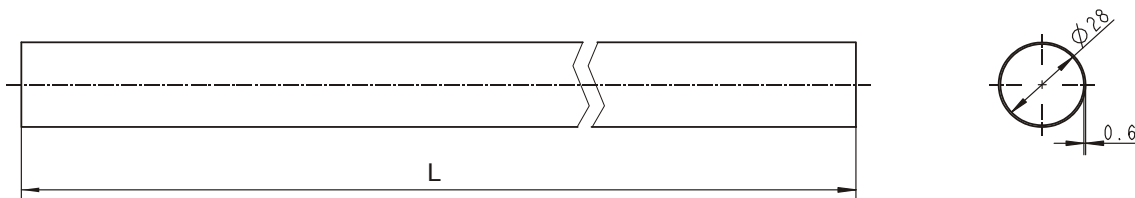
Color Code	LENGTH "A" [m]	Application	Wood-Mizer Part No.
None	0.46	1/4" Hydraulic Pump To Valve	015704
None	0.46	1/4" Hydraulic Pump To Valve	015704
Plain	0.69	3/8" LOG TURNER CYLINDER BASE	014796
Orange	0.53	3/8" LOG TURNER CYLINDER TOP	087775
Yellow	2.66	1/4" FRONT TOE BOARD TOP (LT40S)	087790
	3.81	1/4" FRONT TOE BOARD TOP (LT40M)	087776
Gray	2.66	1/4" FRONT TOE BOARD BASE (LT40S)	087790
	3.81	1/4" FRONT TOE BOARD BASE (LT40M)	087776
Plain	4.21	3/8" SIDE SUPPORT CYLINDER TOP (LT40S)	087791
	4.77	3/8" SIDE SUPPORT CYLINDER TOP (LT40M)	087777
Pink	4.21	3/8" SIDE SUPPORT CYLINDER BASE (LT40S)	087791
	4.77	3/8" SIDE SUPPORT CYLINDER BASE (LT40M)	087777
White	3.68	3/8" CLAMP CYLINDER TOP (LT40S)	087792
	3.98	3/8" CLAMP CYLINDER TOP (LT40M)	087778
Dark Orange	3.27	3/8" CLAMP CYLINDER BASE (LT40S)	087793
	3.83	3/8" CLAMP CYLINDER BASE (LT40M)	087779
Purple	5.18	1/4" REAR TOE BOARD TOP (LT40S)	087794
	5.74	1/4" REAR TOE BOARD TOP (LT40M)	087780
Black	5.18	1/4" REAR TOE BOARD BASE (LT40S)	087794
	5.74	1/4" REAR TOE BOARD BASE (LT40M)	087780
Green	1.58	3/8" LOADING ARM BRANCH TOP	014797
Yellow	1.60	3/8" LOADING ARM BRANCH BASE	014798
Yellow	1.80	3/8" LOADING ARM BRANCH BASE	093329
Blue	4.34	3/8" LOADING ARM CYLINDER TOP (LT40S)	087795
	4.90	3/8" LOADING ARM CYLINDER TOP (LT40M)	087781
Red	4.34	3/8" LOADING ARM CYLINDER BOTTOM (LT40S)	087795
	4.90	3/8" LOADING ARM CYLINDER BOTTOM (LT40M)	087781
Green	4.57	1/4" CLAMP UP (LT40S)	087796
	5.13	1/4" CLAMP UP (LT40M)	087789

TABLE 9-1

Yellow	4.57	1/4" CLAMP DOWN (LT40S)	087796
	5.13	1/4" CLAMP DOWN (LT40M)	087789
White	4.00	1/4" FRONT LOG CLAMP, IN/OUT CYLINDER BOTTOM (A/DH5)	094778
Orange	4.00	1/4" FRONT LOG CLAMP, IN/OUT CYLINDER TOP (A/DH5)	094778
Red	3.80	1/4" FRONT LOG CLAMP, UP/DOWN CYLINDER BOTTOM (A/DH5)	094779
Blue	3.80	1/4" FRONT LOG CLAMP, UP/DOWN CYLINDER TOP (A/DH5)	094779
White	6.00	1/4" REAR LOG CLAMP, IN/OUT CYLINDER BOTTOM (A/DH5)	094780
Orange	6.00	1/4" REAR LOG CLAMP, IN/OUT CYLINDER TOP (A/DH5)	094780
Red	5.60	1/4" REAR LOG CLAMP, UP/DOWN CYLINDER BOTTOM (A/DH5)	094781
Blue	5.60	1/4" REAR LOG CLAMP, UP/DOWN CYLINDER TOP (A/DH5)	094781
Plain	0.40	1/4" HYDRAULIC VALVE TO OIL FLOW CONTROL VALVE (A/DH5)	094782
Plain	0.53	1/4" HYDRAULIC PUMP TO OIL FLOW CONTROL VALVE (A/DH5)	087775
Red	1.50	1/4" FIRST CLAMP, UP/DOWN CYLINDER BOTTOM (A/DH7)	095211
Blue	1.50	1/4" FIRST CLAMP, UP/DOWN CYLINDER TOP (A/DH7)	095211
Red	4.00	1/4" SECOND CLAMP, UP/DOWN CYLINDER BOTTOM (A/DH7)	095212
Blue	4.00	1/4" SECOND CLAMP, UP/DOWN CYLINDER TOP (A/DH7)	095212
Red	8.00	1/4" THIRD CLAMP, UP/DOWN CYLINDER BOTTOM (A/DH7)	095213
Blue	8.00	1/4" THIRD CLAMP, UP/DOWN CYLINDER TOP (A/DH7)	095213
Orange	0.40	1/4" HYDRAULIC VALVE POWER CORD TO CLAMP IN/OUT CYLINDER T-FITTING, BOTTOM (A/DH7)	095214
White	0.40	1/4" HYDRAULIC VALVE POWER CORD TO CLAMP IN/OUT CYLINDER T-FITTING, TOP (A/DH7)	095214
Orange	7.00	1/4" THIRD CLAMP, IN/OUT CYLINDER BOTTOM (A/DH7)	095215
White	7.00	1/4" THIRD CLAMP, IN/OUT CYLINDER TOP (A/DH7)	095215
Orange	2.50	1/4" FIRST/SECOND CLAMP, IN/OUT CYLINDER BOTTOM (A/DH7)	095216
White	2.50	1/4" FIRST/SECOND CLAMP, IN/OUT CYLINDER TOP (A/DH7)	095216
Orange	1.20	1/4" FIRST/SECOND CLAMP, IN/OUT CYLINDER BOTTOM (A/DH7)	095217
White	1.20	1/4" FIRST/SECOND CLAMP, IN/OUT CYLINDER TOP (A/DH7)	095217

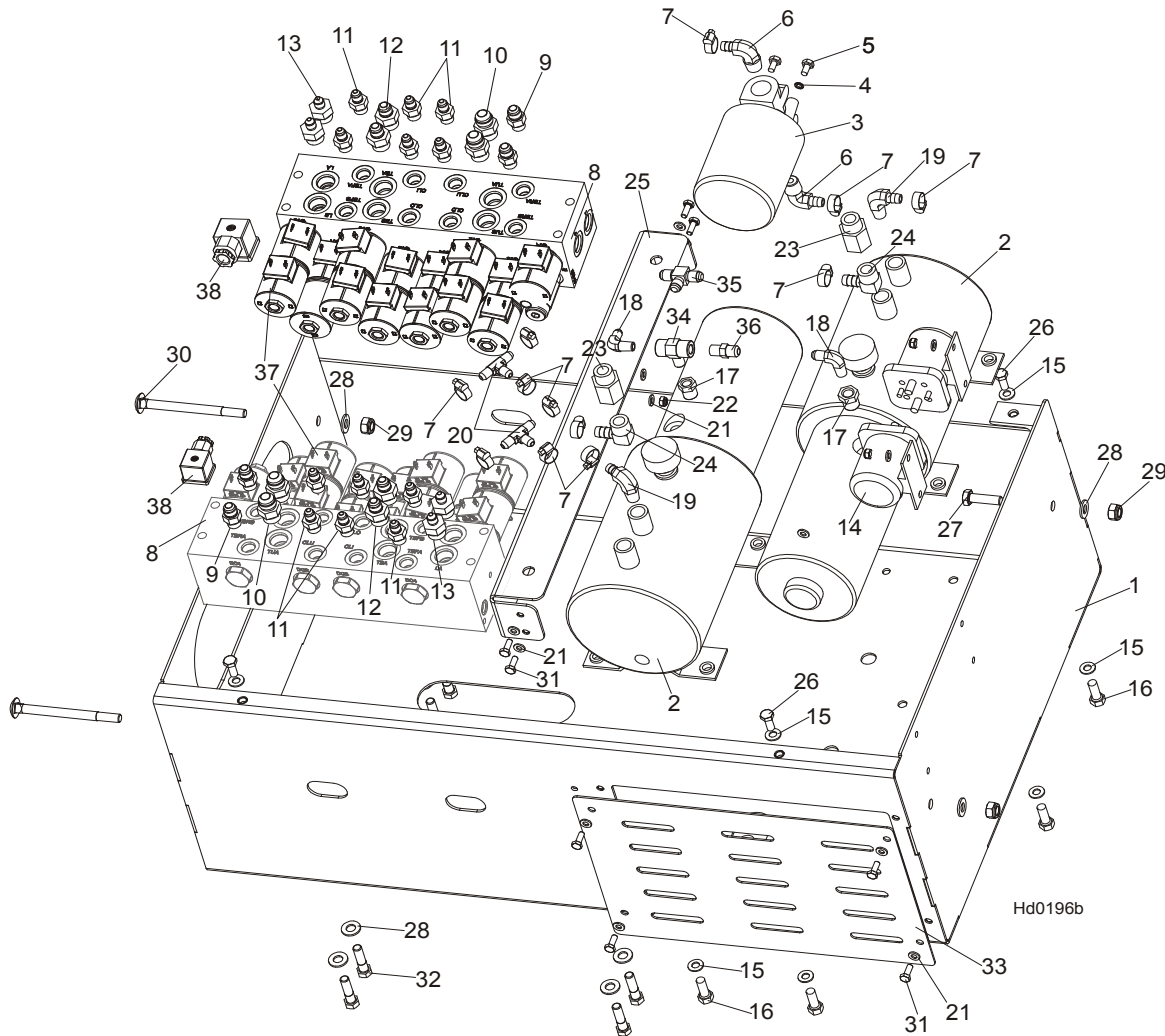
Protective Conduits, LT70 Series A/DH Hydraulic Hoses

TABLE 9-1



LENGTH "L"	DESCRIPTION (◆ Indicates Parts Available In Assemblies Only)	PART #	QTY.
0.70	PROTECTIVE CONDUIT, LOG TURNER HOSE	099761	2
0.28	PROTECTIVE CONDUIT, IN/OUT CYLINDER HOSE - BOTTOM	099762	1
0.45	PROTECTIVE CONDUIT, IN/OUT CYLINDER HOSE - TOP	099763	1
1.35	PROTECTIVE CONDUIT, UP/DOWN CYLINDER HOSE - BOTTOM	099764	1
1.65	PROTECTIVE CONDUIT, UP/DOWN CYLINDER HOSE - TOP	099765	1

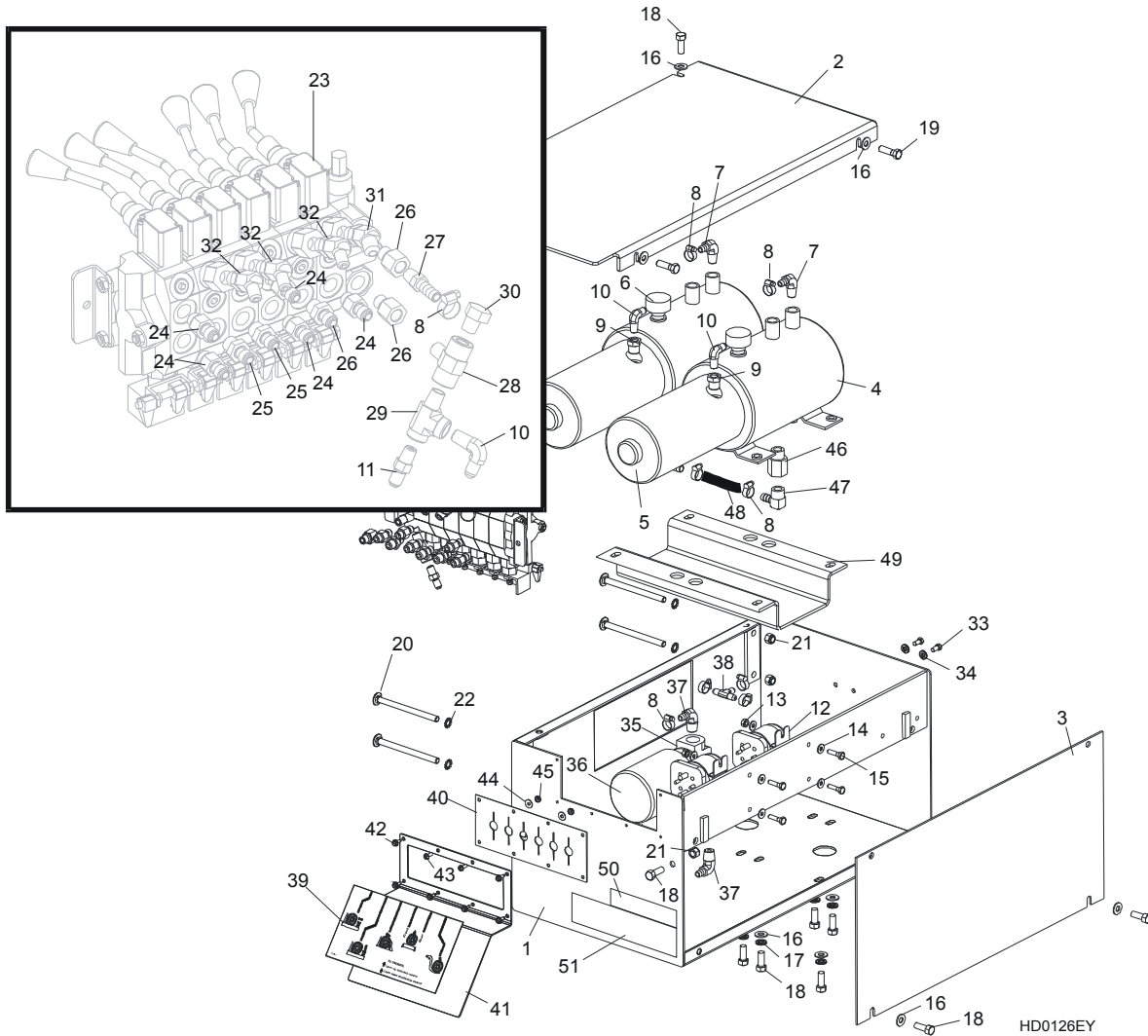
## 9.2 Hydraulic Control Box, LT40/70M Super (DC)



REF	DESCRIPTION (◆ Indicates Parts Available In Assemblies Only)	PART#	QTY.
	<b>HYDRAULIC CONTROL BOX - LT70M SUPER (DC)</b>	096490	1
1	Box, LT70M Super Hydraulic Control	095690-1	1
2	Pump Assy, W/Motor Hydraulic	P12701	2
	Motor Kit, Hydraulic Replacement	052807	1
	Motor, Iskra Replacement Monarch Pump	038683	1
	Brushes, Hydraulic Motor Iskra	038682	1
	Bearing, Base Motor #02318	P12513	1
	Cap, Hyd Pump Vented Fill	P12817	1
	Ring, 3 7/8OD 02352 'O'	P10198	1
	Seal, Hyd Motor/Pump	P10315	1
3	Manifold, W/Filter	P22683	1
4	Washer, M6 Split Lock Zinc	F81053-3	2
5	Bolt, 1/4-20x1/2 HH	F05005-15	2
6	Fitting, 1/2NPT-3/8 Barb Elbow	P12707	2
7	Clamp, 11/16 Worm	P12739	12
8	Valve, hydr. 7 Station Exp.12V	036730	2

9	Fitting, 3/8" O-Ring 3/8 JIC	014687	2	
10	Fitting, #8SAE- #8JIC	028076	2	
11	Fitting, 1/4JIC-3/8 O-Ring	P26284	6	
12	Fitting, 8SAE-6JIC	P12703	2	
13	Fitting , 8 SAE-3/8 JIC	036759	2	
14	Solenoid, 200A 12V SPST Hyd. Pump 1997	015470	2	
15	Washer, M8 Flat Zinc	F81054-1	12	
16	Screw, 3/8-16x1 HHC	F05007-7	8	
17	Fitting, 3/8NPT-1/4NPT Reducer	015490	2	
18	Fitting, 1/4NPTx1/4JIC Male Elbow	P09142	2	
19	Fitting, 3/8NPT-3/8 Barb Elbow	P12708	2	
20	Fitting, 3/8 Barb Tee	015485	2	
21	Washer, M6, Flat, Zinc	F81053-1	14	
22	Nut, M6, Nylon Hex Zinc Lock	F81031-2	6	
23	Fitting, 1/2NPT-1/2NPT Adaptor	015995	2	
24	Fitting, 1/2NPT-1/2 Hose Barb 90Deg	015997	2	
25	Bar, LT70M Super Hydraulic Valve Station	095686-1	1	
26	Bolt, M8x20mm Hex Head Gr 5.8 Zinc	F81002-4	4	
27	Bolt, M10x35-8.8 Hex Head Full Thread Zinc	F81003-17	2	
28	Washer, M10 Flat Zinc	F81055-1	6	
29	Nut, M10, Nylon Hex Zinc Lock	F81033-1	4	
30	Bolt, M10x120 8.8 Carriage	F81003-33	2	
31	Bolt, M6x16 8.8 Hex Head Full Thread Zinc	F81001-15	6	
32	Bolt, 3/8-16x1 1/2 HH	F05007-3	8	
33	Cover, LT70M Super Hydraulic Box (DC)	096983-1	1	
34	Fitting, 1/4NPT Branch Tee	015486	1	
35	Fitting, 3/8JIC Tee	015487	1	
36	Fitting, 3/8JIC-1/4NPT Str	015560	1	
37	Coil, Hydraulic Valve	025835	30	
38	VALVE CONNECTOR, WITH BUILT-IN LED	094556	30	
	<b>COVER, LT70M SUPER HYDRAULIC BOX</b>	097528-1	1	

### 9.3 Hydraulic Control Box, LT70 Series DH3



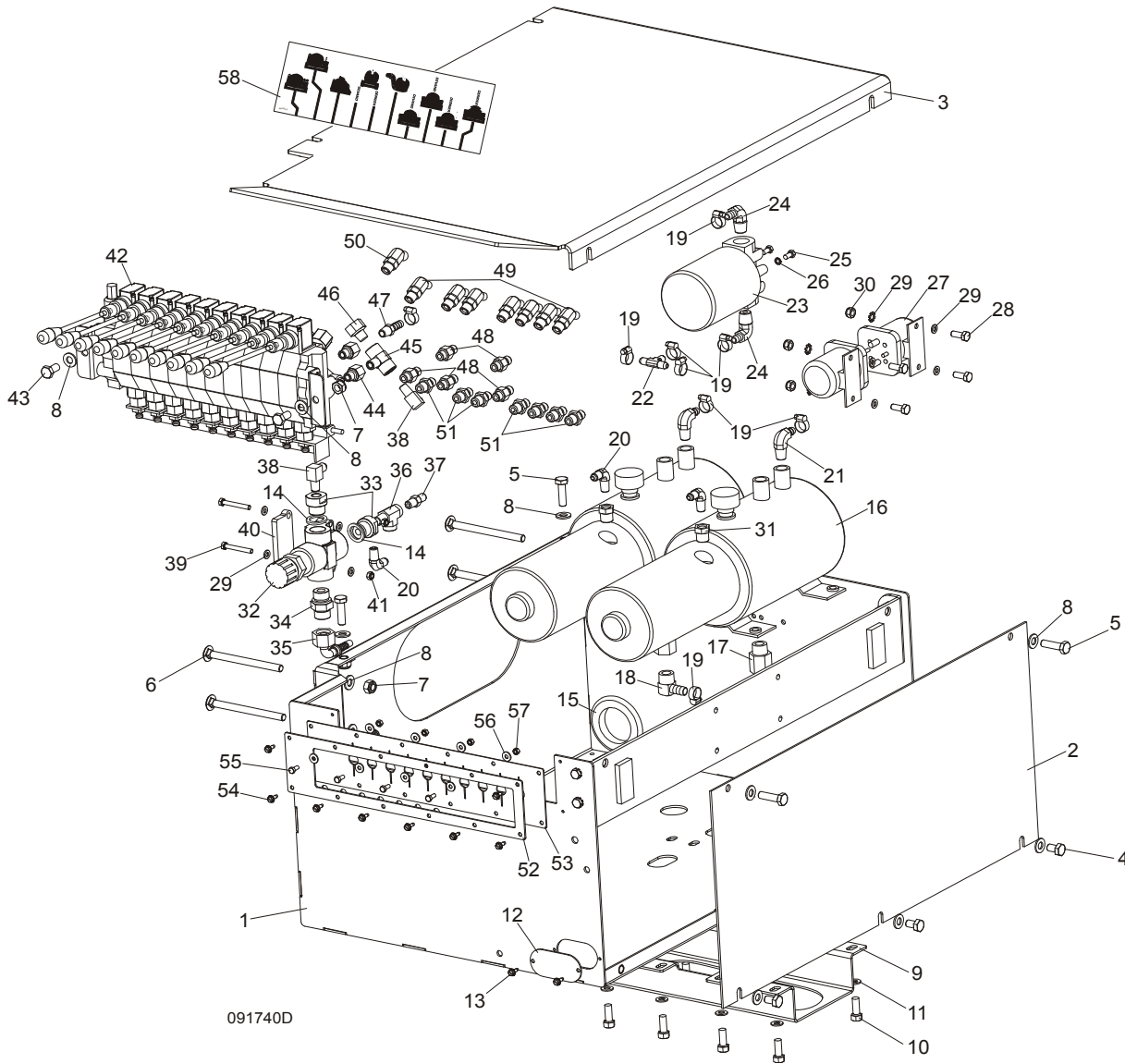
REF	DESCRIPTION (◆ Indicates Parts Available In Assemblies Only)	PART #	QTY.
1	<b>BOX WELDMENT, SUPER HYDRAULIC PUMP HOUSING</b>	092243-1	1
2	<b>COVER, SUPER HYDRAULIC PUMP HOUSING TOP</b>	086485-1	1
3	<b>COVER, SUPER HYDRAULIC PUMP HOUSING SIDE</b>	086484-1	1
4	<b>PUMP W/MOTOR, HYDRAULIC #M-300-0230</b>	P12701	2
5	Motor Kit, Hydraulic Replacement	052807	1
	Motor, Iskra Replacement Monarch Pump	038683	1
	Brushes, Hydraulic Motor Iskra	038682	1
	Bearing, Base Motor #02318	P12513	1
6	Cap, Hydraulic Pump Vented Fill #03171	P12817	1
	O-Ring, Hydraulic Pump/Reservoir #02352	P10198	1
	Seal, Hydraulic Pump/Motor #02330	P10315	1
7	<b>FITTING, #6-6 (3/8" NPT) - 3/8" HOSE BARB ELBOW</b>	P12708	2
8	<b>CLAMP, 11/16" HOSE</b>	P12739	10
9	<b>FITTING, 3/8" NPT - 1/4" NPT REDUCER</b>	015490	2
10	<b>FITTING, 1/4" NPT - 1/4" JIC ELBOW</b>	P09142	3
11	<b>FITTING, 1/4" NPT - 1/4" JIC</b>	P09143	1
12	<b>SOLENOID, 200A 12V SPST HYDRAULIC PUMP MOTOR</b>	015470	2

13	NUT, #1/4-20 SELF LOCKING	F81031-2	4	
14	WASHER, 7.4 FLAT	F81053-1	8	
15	BOLT, #1/4-20 X 1" HEX HEAD	F81001-2	4	
	FLUID, 1-QUART DEXRON III HYDRAULIC	P12742	8.5 l	
	FLUID, 1-GALLON EXXON UNIVIS J26 HYDRAULIC	P12824	8.5 l	
	FLUID, 1-GALLON EXXON UNIVIS P13 HYDRAULIC	P12822	8.5 l	
	DECAL, HYDRAULIC FLUID REPLACEMENT	S12825	1	
16	WASHER, 10.5 FLAT	F81055-1	14	
17	WASHER, 10.2 SPLIT LOCK	F81055-2	8	
18	BOLT, 3/8-16 X 1" HEX HEAD	F05007-7	14	
19	BOLT, 3/8-16 X 1 1/4" HEX HEAD	F05007-2	2	
20	BOLT, 3/8-16 X 5" CARRIAGE HEAD	F05007-113	4	
21	WASHER, 3/8" EXTERNAL STAR LOCK	F05011-36	4	
22	NUT, 3/8-16 HEX NYLON LOCK	F05010-10	6	
23	VALVE, HYDRAULIC 6 SECTION ( <a href="#">See Form 575</a> FOR VALVE SERVICE PARTS)	015260	1	
	SWITCH, HYDRAULIC VALVE ELECTRIC	014765	1	
24	FITTING, 3/8" O-RING - 3/8" JIC	014687	5	
25	FITTING, 3/8" O-RING - 1/4" JIC	P26284	3	
26	FITTING, #6 SAE MALE - 1/4" NPT FEMALE	014686	2	
27	FITTING, 1/4" NPT X 3/8" HOSE BARB	014685	1	
28	FITTING, 1/4" NPT BRANCH T	015486	1	
29	FITTING, 1/4" NPT - 1/4" JIC MALE RUN T	P09141	1	
30	PLUG, 1/4" NPT BLANK	096221	1	
31	FITTING, #6 SAE - 3/8" JIC 45° ELBOW	015489	1	
32	FITTING, #6 SAE - 1/4" JIC 45° ELBOW	015488	3	
33	BOLT, 1/4-20 X 1/2" HEX HEAD	F05005-15	2	
34	WASHER, 6.1 SPLIT LOCK	F81053-3	2	
35	MANIFOLD, HYDRAULIC CARTRIDGE FILTER	P22683	1	
36	Filter, S28 Hydraulic Cartridge	P20301	1	
37	FITTING, #6-8 (1/2" NPT) - 3/8" HOSE BARB ELBOW	P12707	2	
38	FITTING, 3/8" HOSE BARB T	015485	1	
39	DECAL, 1997 SUPER HYDRAULIC CONTROL BOX	015364	1	
	HOSE, 3/8" LOW PRESSURE HYDRAULIC	R01892-1	A/R	
40	SEAL, RUBBER VALVE HANDLE	015079	1	
41	PLATE, VALVE HANDLE DECAL	015078	1	
42	SCREW, #10 X 1/2 SLOTTED HEX SELF-TAPPING	F05015-7	6	
43	SCREW, #10-24 X 1/2" SLOTTED HEX HEAD	F05015-4	2	
44	WASHER, 5.3 FLAT	F81052-1	2	
45	NUT, #10-24 SELF-LOCKING HEX	F05010-14	2	
46	FITTING, 1/2" NPT - 1/2" NPT ADAPTOR	015995	2	
47	FITTING, 1/2" NPT - 1/2" HOSE BARB 90° ELBOW	015997	2	
48	HOSE, 1/2" ID HYDRAULIC LOW PRESSURE	R02133	.15 m	
49	GUARD, HYDRAULIC CROSSOVER	015992	1	
	GROUNDING ASSEMBLY, HYDRAULIC PUMP	N/A	1	
	Bolt, 3/8-16 x 1/2" Hex Head Grade 5	F05004-124	2	
	Cable, 1AWG SO Welding	R01971	1 l	
	Terminal, 5/16 1-2Gauge Ring NI Loose	F05092-16	4	
	Washer, 3/8" Star External	F05011-36	3	
50	DECAL, HYDRAULIC WORKING PRESSURE	P85069	1	



51	DECAL, HYDRAULIC FLUID	P85068	1	
----	------------------------	--------	---	--

### 9.4 Hydraulic Control Box, LT70 Series DH5/7

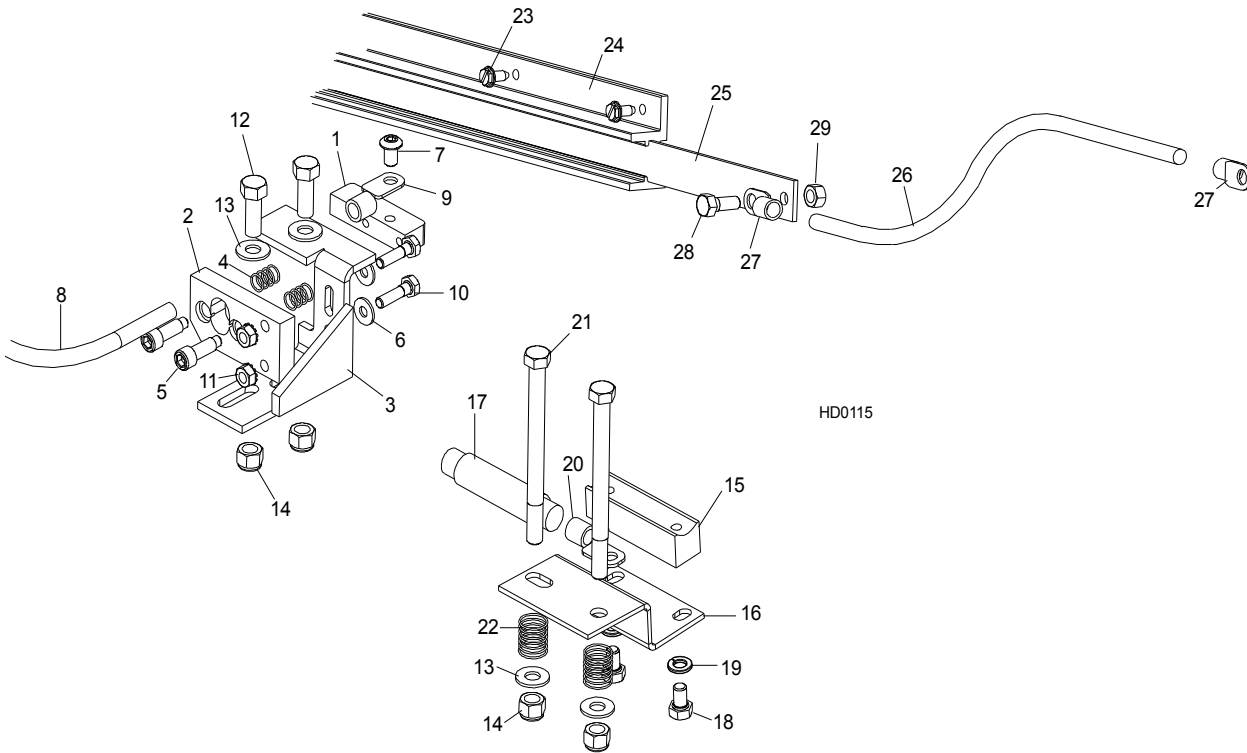


REF	DESCRIPTION (◆ Indicates Parts Available In Assemblies Only)	PART #	QTY.
	<b>BOX ASSEMBLY, LT40 DH5 HYDRAULIC CONTROL</b>	091740	1
1	Box Weldment, Hydraulic Pump Housing	091729-1	1
	Bracket, hydr.box AC	086518-1	1
	Bolt, M8X20mm, Hex Head,GR 5.8 Zinc	F81002-4	4
	Washer, M8 Crown Lock Zinc	F81054-3	4
2	Cover, AC Hydraulic Pump Housing Side	086484-1	1
3	Cover, AC/DC Hydraulic Pump Housing Top	091734-1	1
4	Bolt, M10x16-8.8 Hex Head Full Thread Zinc	F81003-13	3
5	Bolt, M10x35-8.8 Hex Head Full Thread Zinc	F81003-17	4
6	Bolt, M10x125 8.8 Carriage Head Zinc	F81003-34	4
7	Nut, M10-8-B Hex Nylon Zinc Lock	F81033-1	6
8	Washer, 10.5 Flat Zinc	F81055-1	13
9	Guard, Hydraulic Crossover	092707-1	1

10	Screw, 3/8-16x1 HHC	F05007-7	4	
11	Washer, 8.4 Flat Zinc	F81054-1	4	
12	Cap, Hydraulic Control Box	091733-1	1	
13	Bolt, #10-24x1/2, Self Tap	F05015-7	2	
14	Washer, 22x26 Copper	F81061-5	2	
15	Seal Rubber, Wire	085614	1	
16	Pump Assy, W/Motor Hyd	P12701	2	
17	Fitting, 1/2NPT-1/2NPT Adaptor	015995	2	
18	Fitting, 1/2NPT-1/2 Hose Barb 90Deg	015997	2	
19	Clamp, 11/16 Hose	P12739	3	
20	Fitting, 1/4NPTx1/4JIC Male Elbow	P09142	3	
21	Fitting, 3/8" NPT - 3/8" Barb Elbow	P12708	2	
22	Fitting, 3/8" Barb Tee	015485	1	
23	Manifold, 1.2" W/Filter	P22683	1	
24	Fitting, 1/2" NPT - 3/8" Barb Elbow	P12707	2	
25	Bolt, 1/4-20 x 1/2" Hex Head Zinc Grade 2	F05005-15	2	
26	Washer, Z6.1 Split Lock Zinc	F81053-3	2	
27	Solenoid, 200A 12V SPST Hyd. Pump 1997	015470	2	
28	Bolt, M6X20mm, Hex Head,GR 5.8 Zinc	F81001-2	4	
29	Washer, 6.4 Flat Zinc	F81053-1	12	
30	Nut, M6-8-B Hex Nylon Zinc Lock	F81031-2	4	
31	Fitting, 3/8" NPT - 1/4" NPT Reducer	015490	2	
32	Valve, MTKA.VB Oil Flow Control	093794	1	
33	Fitting, M22x1.5 / 1/4 - 18 NPT Zinc	093139-1	2	
34	Fitting, VMNW10HS22	094486	1	
35	Fitting, PN10AOL13-90 Elbow	094485	1	
36	Fitting, 1/4 NPT x 1/4 JIC Male Run Tee	P09141	1	
37	Fitting, 1/4NPTx1/4JIC Male	P09143	1	
38	Fitting, 3/8 JIC - 1/4 NPT 90L	015491	2	
39	Bolt, M6x45-8.8 Hex Head Zinc	F81001-6	2	
40	Plate, MTKA Control Valve Spacer Zinc-Plated	094477-1	1	
41	Nut, M6-8-B Hex Nylon Zinc Lock	F81031-2	2	
42	Valve, HDS11/10 6-Section Hydraulic	091344	1	
43	Bolt, M10x20-5.8 Hex Head Full Thread Zinc	F81003-1	2	
44	Fitting, #6 SAE Male - 1/4" NPT Female	014686	2	
45	Fitting, 1/4NPT Branch Tee	015486	1	
46	Plug, 1/4" NPT Blank	096221	1	
47	Fitting, 1/4" NPT x 3/8" Hose Barb	014685	1	
48	Fitting, 3/8" O-Ring - 3/8" JIC	014687	5	
49	Fitting, #4 SAE - #6 SAE 45° Elbow	015488	7	
50	Fitting, #6 SAE 45° Elbow	015489	1	
51	Fitting, 3/8" O-Ring - 1/4" JIC	P26284	7	
52	Plate, 10-Section Valve Painted	091826-1	1	
53	Guard, 10-Section Valve Rubber	091739	1	
54	Screw, #10-24x1/2 Self-Tapping	F05015-7	8	
55	Bolt, M5x12-5.8 Hex Head Full Thread Zinc	F81000-5	4	
56	Washer, 5.5 Special Flat Zinc-Plated	F81052-3	8	
57	Nut, M5-8 Hex Zinc	F81030-1	4	

58	Decal, DH5 Hydraulic Control Box	094795	1	
	Decal, DH7 Hydraulic Control Box	094970	1	

## 9.5 Hydraulic Power Supply Strip



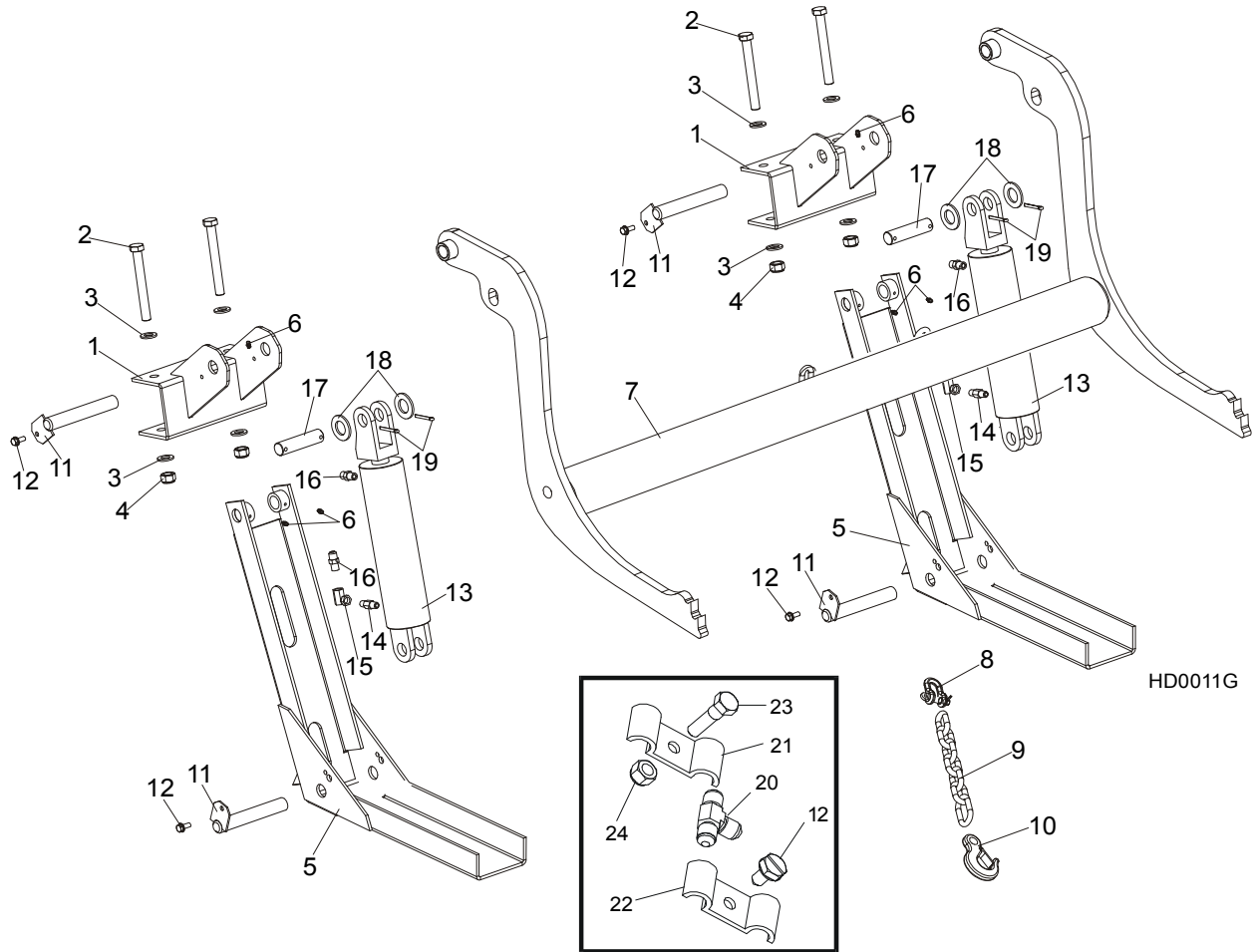
REF.	DESCRIPTION (◆ Indicates Parts Available In Assemblies Only)	PART #	QTY.	
	<b>CONTACT KIT, HYDRAULIC 6' POWER SUPPLY</b>	A12042-N	1	
	Contact Hardware Kit	A10073-N	1	◆
	Contact Assembly, Hydraulic Power Supply (Positive)	085968	1	
1	Contact, Hydraulic Power Supply (Positive)	015253	1	
2	Insulator, Positive Contact	S10072	1	
3	Bracket, Positive Contact Mounting	086380-1	1	
4	Spring, Positive Contact	P10077	2	
5	Bolt, 5/16" X 3/4" Shoulder (1/4-20 Thread)	F05006-44	2	
6	Washer, 7.4 Flat Zinc	F81056-11	2	
7	Bolt, 5/16-18 x 1/2" Socket Button Head	F05006-20	1	
	Cable Assy, Hydraulic Positive Contact	015885	1	
8	Cable, #1 Weld	R01948	0.75m	◆
9	Terminal, 35 Ring #2 Gauge	F81066-3	2	
10	Bolt, 1/4-20 X 1" Hex Head Zinc Grade 2	F05005-38	2	
11	Nut, 1/4-20 Self-Locking Hex Zinc	F05010-9	2	
12	Bolt, 3/8-16 X 1" Hex Head Zinc Grade 5	F05007-87	2	
13	Washer, 10.5 Flat Zinc	F81055-1	4	
14	Nut, 3/8-16 Hex Nylon Lock	F05010-10	4	
	Contact Assembly, Hydraulic Power Supply (Ground)	A10066	1	
15	Contact, Hydraulic Power Supply (Ground)	015264	1	
16	Bracket, Ground Contact Mounting	015265	1	
17	Cable, #1 Weld	R01948	.63m	◆

## 9

**Hydraulic System***Hydraulic Power Supply Strip*

18	Bolt, 5/16-18 X 1/2" Hex Head Zinc Grade 5	F05006-15	2	
19	Washer, 8.2 Split Lock Zinc	F81054-4	2	
20	Terminal, 35 Ring #2 Gauge	F81066-3	1	
21	Bolt, 3/8-16 X 4 1/2" Hex Head Zinc Grade 2	F05007-35	2	
22	Spring, Ground Contact	P04282	2	
23	Screw, 1/4-20 X 1/2" "23" Type Self-Tapping	F05015-1	14	
24	Housing, 6' Contact Strip	P11976	1	
25	Strip, 6' Contact	S10075	1	◆
26	Cable, #2 Weld	R80583-21		◆
27	Terminal, 35 Ring #2 Gauge	F81066-3		
28	Bolt, 5/16-18 X 3/4" Hex Head Black Nylon	F05006-45	1	
29	Nut, 5/16-18 Hex Black Nylon	F05010-86	1	
	Tube, 5/8" Heat Shrink	R01950-5	m	◆
	Grommet, 5/8" Wire	P04137		

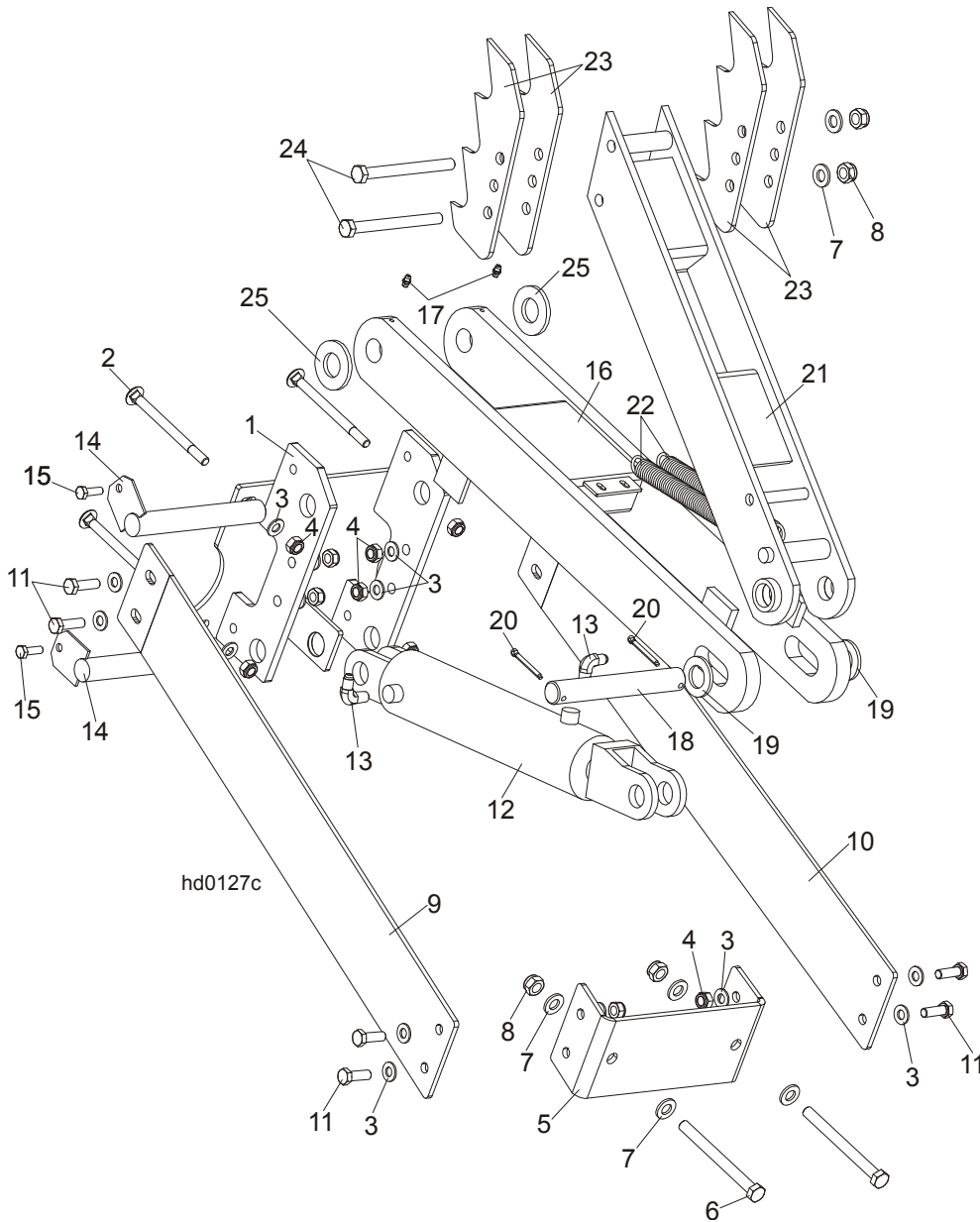
## 9.6 Hydraulic Log Loader



REF.	DESCRIPTION (◆ Indicates Parts Available In Assemblies Only)	PART #	QTY.
	<b>HYDRAULIC LOG LOADER - COMPLETE</b>	092863	1
1	Bracket, Log Loader Mount	500747-70	1
2	Bolt, M16x140-8.8 Hex Head Zinc	F81006-4	4
3	Washer, 17 Flat Zinc	F81058-1	8
4	Nut, M16-8 Hex Nylon Zinc Lock	F81036-2	4
	Channel, Hydraulic Log Loading Foot Complete	090049	2
5	Channel, Hydraulic Log Loading Foot	090048-1	2
6	Fitting, 3/16x3/16 Straight Grease	P04107	6
	Arm, Hydraulic Log Loading Complete	090044	1
7	Arm, Hydraulic Log Loading	090006-1	1
8	Shackle, M-D .63	086540	1
9	Chain, Hydraulic Log Loader Safety	090007-1	1
10	Hook, 5/8 Safety Chain	P12075	1
11	Pin, Turner Arm	099127-1	4
12	Screw, 5/16-18x3/4 Self-Tapping	F05015-30	4
	Cylinder Assy, Log Loading Super	015562	2
13	Cylinder, Log Loading Super	088680	2
14	Fitting, 1/4NPT Velocity Fuse 5.0GPM	015750	2
15	Fitting, 1/4NPT-1/4JIC Swivel Elbow	P12199	2

16	Fitting, 3/8JIC-1/4NPT Straight	015560	4	
17	Pin, hydraulic cylinder zinc-plated	086979-1	2	
18	Washer, 28 Flat Zinc	F81061-1	4	
19	Pin, 5x40 Cotter	F81043-31	2	
20	Fitting, 3/8 Barb Tee	015487	1	
21	Plate, 1/4 Hose Clamp Ptd	S09245	6	
22	Clamp, 3/8 Hose	016041	2	
23	Bolt, 5/16-18x1 Hex Head Zinc Grade 2	F05006-1	1	
24	Nut, 5/16-18 Self-Locking Nylon Zinc	F05010-58	1	

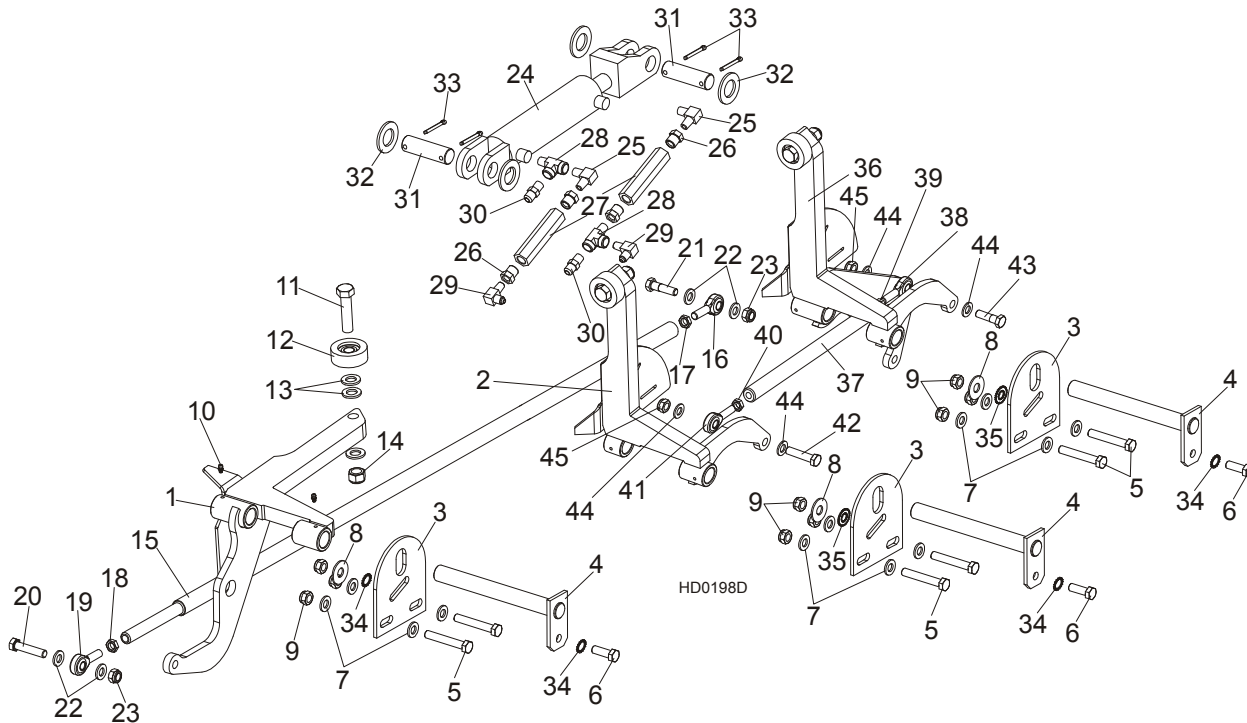
**9.7 Hydraulic Log Turner**



REF.	DESCRIPTION (◆ Indicates Parts Available In Assemblies Only)	PART #	QTY.	
	<b>HYDRAULIC LOG TURNER OPTION (S/M TYPE FRAME)</b>	088711	1	
1	Bracket, Hydraulic Log Turner (S/M TYPE FRAME)	088710-1	1	

2	Bolt, M10x120 8.8 Carriage Head Zinc	F81003-33	4	
3	Washer, M10 Flat Zinc	F81055-1	20	
4	Nut, M10 Hex Nylon Zinc Lock	F81033-1	12	
5	Bracket, Hydraulic Log Turner Front	091046-1	1	
6	Bolt, M12x130-8.8 Hex Head Zinc	F81004-36	2	
7	Washer, M12 Flat Zinc	F81056-1	6	
8	Nut, M12 Hex Nylon Zinc Lock	F81034-2	4	
9	Plate, Hydraulic Log Turner Left	091048-1	1	
10	Plate, Hydraulic Log Turner Right	091049-1	1	
11	Bolt, M10x30mm Hex Head Zinc Grade 5.8	F81003-2	8	
	Cylinder Assy, Log Turner Super	015563	1	
12	Cylinder, CJ-S305-16-63/28/203 Hydraulic	088679	1	
13	Fitting, 1/4NPTx1/4JIC Male Elbow	P09142	2	
14	Pin, Log Turner Mount	088667-1	2	
15	Bolt, M8 x 25mm Hex Head Zinc Grade 5.8	F81002-5	2	
16	Arm, Hydraulic Log Turner Link	088060-1	1	
17	Fitting, M6 Grease	086280	2	
18	Pin, 25 X 180	088664	1	
19	Washer, 25 Zinc	F81061-3	2	
20	Pin, 5x40 Cotter	F81043-31	2	
21	Arm, Hydraulic Log Turner Painted	088067-1	1	
22	Spring, 1 1/16x8x.135 Dia	015718	2	
23	Claw, Hydraulic Log Turner	088082-1	4	
24	Bolt, M12x130-8.8 Hex Head Zinc	F81004-36	2	
25	Washer, GTM-2644-015	093359	2	

9.8 Hydraulic Log Side Supports (S/M Type Frame)

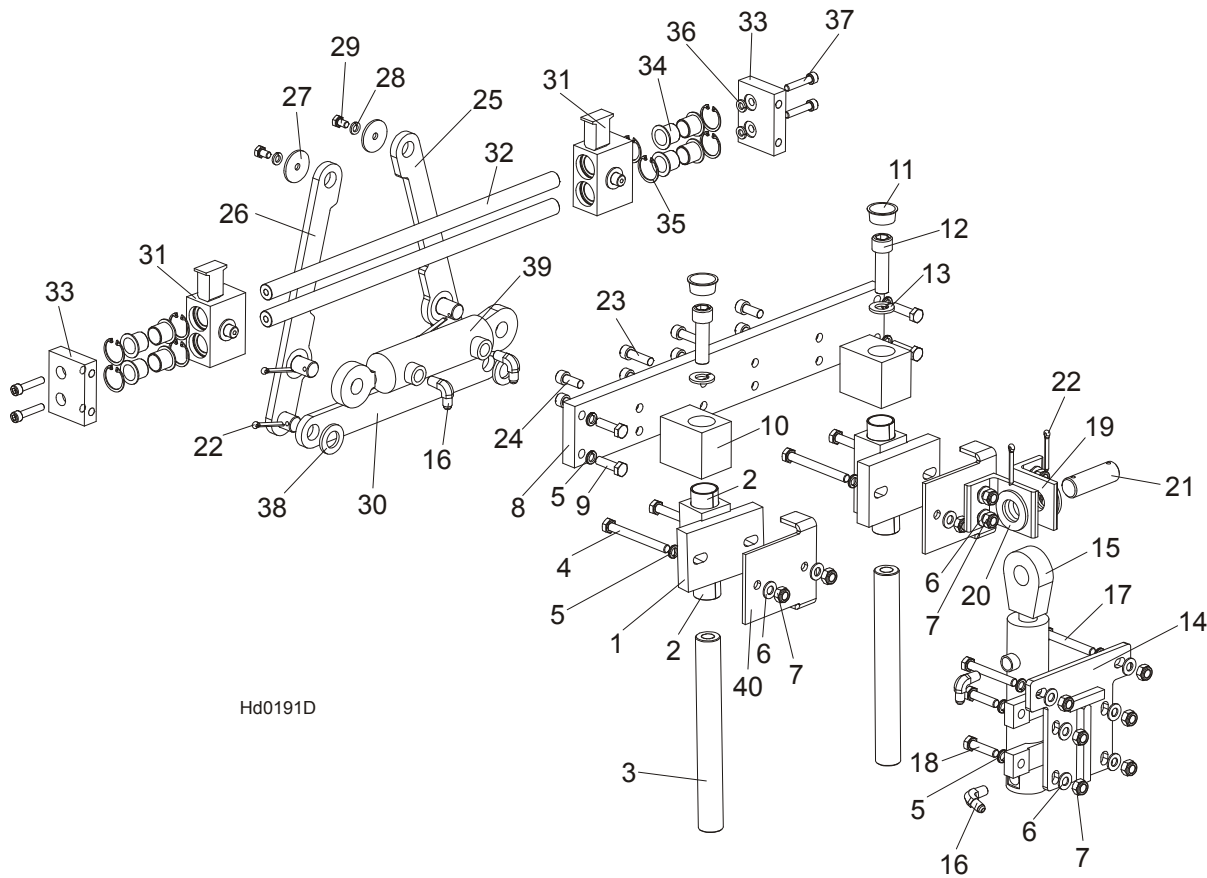


REF.	DESCRIPTION (◆ Indicates Parts Available In Assemblies Only)	PART #	QTY.
	<b>LOG SIDE SUPPORT KIT, S/M FRAME</b>	<b>507644</b>	<b>1</b>
1	SUPPORT, HYDRAULIC LOG SIDE W/GUARD	099788-1	1
2	SUPPORT, LOG SIDE W/GUARD	507646-1	1
3	PLATE, LOG SIDE SUPPORT END	091591-1	3
4	PIN, LOG SIDE SUPPORT PIVOT	091549-1	3
5	BOLT, M12 X 75-8.8 HEX HEAD FULL THREAD ZINC	F81004-21	6
6	BOLT, M12 X 35-8.8 HEX HEAD FULL THREAD ZINC	F81004-24	3
7	WASHER, 13 FLAT ZINC	F81056-1	12
8	WASHER, 15 FLAT SPECIAL ZINC-PLATED	F81057-3	3
9	NUT, M12-8 HEX NYLON ZINC LOCK	F81034-2	9
10	FITTING, 3/16" STRAIGHT GREASE	P04107	6
11	BOLT, M16X65-8.8 HEX HEAD FULL THREAD	F81006-1	3
12	ROLLER ASSY, SIDE SUPPORT PTD	015014-1	3
13	WASHER, 17 FLAT ZINC	F81058-1	9
14	NUT, M16,HEX, NYLON ZINC LOCK	F81036-2	3
	ROD, SIDE SUPPORT LINK COMPLETE	091640	1
15	ROD, SIDE SUPPORT LINK ZINC-PLATED	089374-1	1
16	ROD END (LEFT THREAD)	087036	1
17	NUT, M12-04-A RIGHT HEX THIN	F81034-6	1
18	NUT, M12-04-A LEFT HEX THIN	F81034-7	1
19	ROD END (RIGHT THREAD)	087035	1
20	BOLT, M12 X 55-8.8 HEX HEAD FULL THREAD ZINC	F81004-12	1
21	BOLT, M12 X 45-8.8 HEX HEAD FULL THREAD ZINC	F81004-32	2
22	WASHER, 13 FLAT ZINC	F81056-1	4
23	NUT, M12-8 HEX NYLON ZINC LOCK	F81034-2	2
	CYLINDER ASSEMBLY, SUPER HYDRAULIC LOG SIDE SUPPORT	015561	1



24	CYLINDER, CJ-S270-16-50/28/152 HYDRAULIC	088678	1	
	SEAL KIT, 6" X 2" HYDRAULIC CYLINDER	P12954	1	
25	FITTING, #C3529X4 90° ELBOW	P09140	2	
26	FITTING, 3/8" NPT - 1/4" NPT REDUCER	015490	4	
27	VALVE, SIDE SUPPORT SEQUENCE	015484	2	
28	FITTING, C3759X4 MALE TEE	P09141	2	
29	FITTING, 3/8JIC-1/4NPT 90L	015491	2	
30	FITTING, 3/8" JIC - 1/4" NPT STRAIGHT	015560	2	
31	PIN, HYDRAULIC CYLINDER ZINC-PLATED	086979-1	2	
32	WASHER, 28 FLAT ZINC	F81061-1	4	
33	PIN, 5 X 40 COTTER	F81043-31	4	
34	WASHER, SPECIAL BOSART/2S, BN781 M12/13	F81056-16	4	
35	WASHER, SPECIAL BOSART/2S M12/12,3/30,3	F81056-17	2	
36	SUPPORT, LOG SIDE W/GUARD 2	507645-1	1	
	<b>PUSHER, SUPPORT, LOG SIDE, L-380 SHORT</b>	<b>507647</b>	<b>1</b>	
37	PUSHER, SUPPORT, LOG SIDE, L-320	505439-1	1	
38	END, ROD LEFT THREAD	087036	1	
39	NUT, M12-04-A RIGHT HEX THIN	F81034-6	1	
40	NUT, M12-04-A LEFT HEX THIN	F81034-7	1	
41	ROD END (RIGHT THREAD)	087035	1	
42	BOLT, M12 X 55-8.8 HEX HEAD FULL THREAD ZINC	F81004-12	1	
43	BOLT, M12 X 45-8.8 HEX HEAD FULL THREAD ZINC	F81004-32	1	
44	WASHER, 13 FLAT ZINC	F81056-1	4	
45	NUT, M12-8 HEX NYLON ZINC LOCK	F81034-2	2	

**9.9 Hydraulic Pull-Down Clamp**

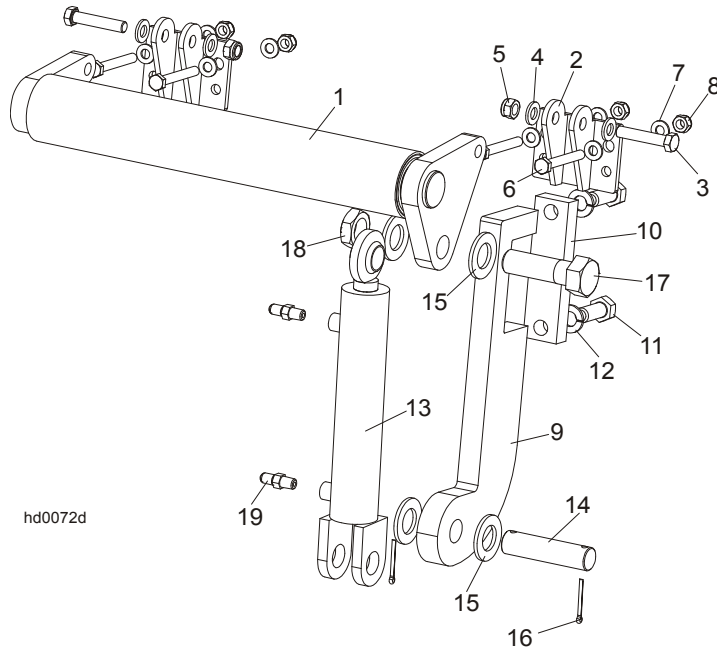


Hd0191D

REF.	DESCRIPTION (◆ Indicates Parts Available In Assemblies Only)	PART #	QTY.
	<b>LEFT HYDRAULIC LOG CLAMP ASSEMBLY, COMPLETE</b>	<b>094129</b>	<b>1</b>
	<b>GUIDE BLOCK W/SELF-LUBRICATING BUSHINGS</b>	<b>090544</b>	<b>2</b>
1	BLOCK WELDMENT, LOG CLAMP GUIDE PTD	090543-1	2
2	BUSHING, 3040BS SELF-LUBRICATING	088676	2
3	Pin, Log Clamp Up/Down	088631	2
4	Bolt, M10x95-8.8-B Hex Head Zinc	F81003-71	4
5	Washer, 10.2 Split Lock Zinc	F81055-2	14
6	Washer, 10.5 Flat Zinc	F81055-1	14
7	Nut, M10-8-B Hex Nylon Zinc Lock	F81033-1	14
8	Beam, Log Clamp Main Zinc-plated	094115-1	1
9	Bolt, M10x35-8.8 Hex Head Full Thread Zinc	F81003-17	4
10	Block, Log Clamp Up/Down Painted	094124-1	2
11	Plug, M33 Thread #12428	089839	2
12	Screw, M16x55-8.8 Hex Socket Head Cap Zinc	F81006-18	2
13	Washer, 16.3 Split Lock Zinc	F81058-2	2
14	Plate Weldment, Hydraulic Cylinder Mounting Painted	094094-1	1
15	Cylinder, CJ7F-16/40/22 + UE2-40W Hydraulic	091346	1
16	Fitting, 90° Male Elbow	P09142	2
17	Bolt, M10x75-8.8 Hex Head Zinc	F81003-15	2
18	Bolt, M10x40-8.8 Hex Head Full Thread Zinc	F81003-16	4
19	Bracket, Hydraulic Cylinder Mounting Painted	094127-1	2
20	Washer, 28 Flat Zinc	F81061-1	2

21	Pin, 25x75 Zinc-plated	088659-1	1	
22	Pin, S-Zn 5x40 Cotter Zinc	F81043-31	4	
23	Screw, M10x35 8.8 Hex Socket Head Cap Zinc	F81003-56	4	
24	Screw, M10x25 8.8 Hex Socket Head Cap Zinc	F81003-32	4	
25	Link, Log Clamp In/Out Side Zinc-plated (1)	094097-1	1	
26	Link, Log Clamp In/Out Side Zinc-plated (2)	094099-1	1	
27	Washer, Zinc-plated Spacer	094128-1	1	
28	Washer, 8.2 Split Lock Zinc	F81054-4	2	
29	Bolt, M8x12-8.8 Hex Head Full Thread Zinc	F81002-6	2	
30	Arm, Log Clamp In/Out Zinc-plated	094092-1	1	
31	Jaw Weldment, Log Clamp Zinc-plated	094120-1	2	
32	Rod, Log Clamp Jaw Guide	094116	2	
33	Plate, Locking Zinc-plated	094117-1	2	
34	Bushing, JFM-2023-21 Flanged	094113	8	
35	Ring, W 31 Inside Retaining	F81090-15	8	
36	Washer, 8.2 Split Lock Zinc	F81054-4	4	
37	Screw, M8x40-8.8 Hex Socket Head Cap Zinc	F81002-29	4	
38	Washer, 21 Flat Zinc	F81059-2	2	
39	Cylinder SJ2F-16-40/22/80 Hydraulic	093880	1	
40	Bracket, Log Clamp Mount Painted	094098-1	2	

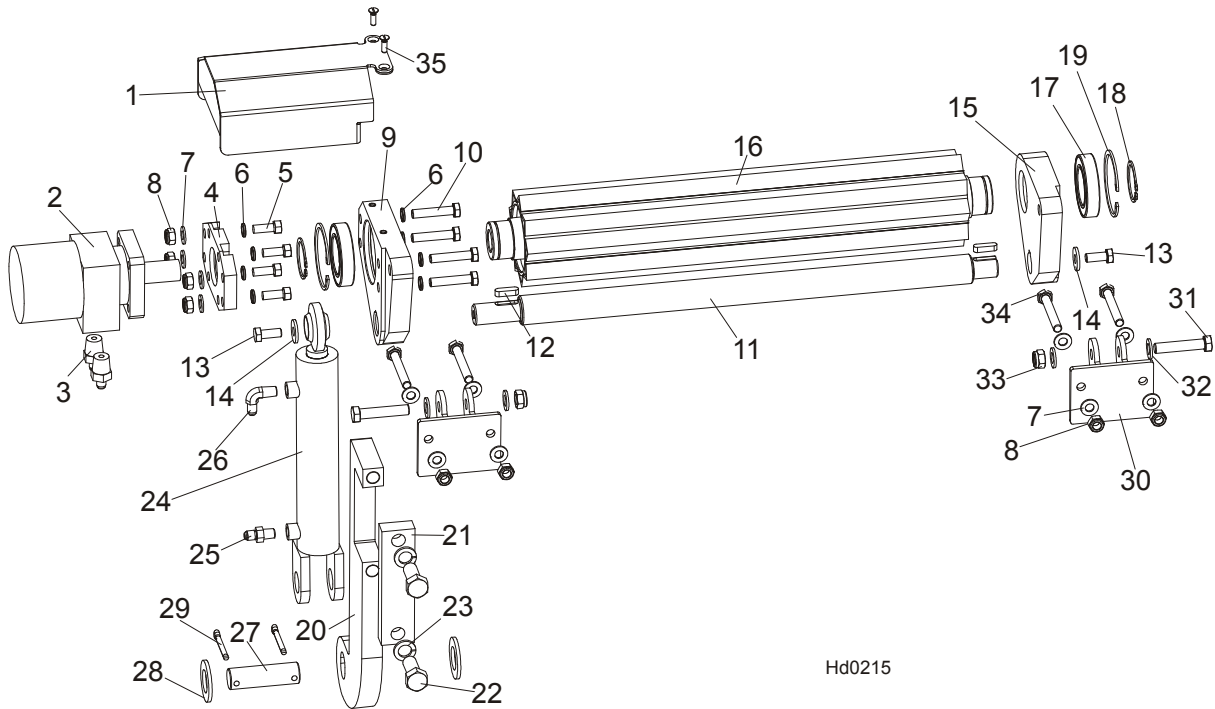
**9.10 Hydraulic Toe Board**



hd0072d

REF.	DESCRIPTION (◆ Indicates Parts Available In Assemblies Only)	PART #	QTY.
	<b>HYDRAULIC TOE BOARD - FRONT</b>	092613	1
	<b>HYDRAULIC TOE BOARD - REAR</b>	092634	1
1	Toe Board Weldment, Hydraulic - Front	092612-1	1
1	Toe Board Weldment, Hydraulic - Rear	086253-1	1
2	Bracket, Hydraulic Toe Board	087903-1	2
3	Bolt, M12x60mm Hex Head Zinc Grade 8.8	F81004-5	4
4	Washer, M12 Flat Zinc	F81056-1	8
5	Nut, M12 Hex Nylon Zinc Lock	F81034-2	4
6	Bolt, M10x75-8.8 Hex Head Zinc	F81003-15	8
7	Washer, M10 Flat Zinc	F81055-1	16
8	Nut, M10 Hex Nylon Zinc Lock	F81033-1	8
9	Bracket, Hydraulic Toeboard Mount	087729-1	2
10	Plate, Hydraulic Toeboard Mount	090086-1	2
11	Bolt, M16x40mm Hex Head Full Thread Zinc Grade 5.8	F81006-13	4
12	Washer, 16.3 Split Lock Zinc	F81058-2	4
13	Cylinder, CJ-S170-16-40/25/152 Hydraulic	088681	2
14	Pin, Cylinder Mount	086979-1	2
15	Washer, 28 Flat Zinc	F81061-1	8
16	Pin, 3/16x1.5 Cotter Zinc	F05012-23	4
17	Bolt, 1-8x3 1/4 Hex Head Grade 5	F05009-51	2
18	Nut, 1-14 Hex Jam Unplated	F05010-117	2
19	Fitting, 1/4NPTx1/4JIC Male	P09143	4

### 9.11 Power Toe Roller (Option)



REF.	DESCRIPTION (◆ Indicates Parts Available In Assemblies Only)	PART#	QTY.
	<b>POWER ROLLER</b>	<b>507688</b>	<b>1</b>
1	Cover, Hydraulic Motor	507690-1	1
2	Motor, MG06-13-13AAAB Hydraulic	P21506	1
3	Fitting, 1/2-14NPT/ 7/16-20UNF	096919	2
4	Plate, Hydraulic Motor Mount	096030-1	1
5	Screw, 3/8-16x1, HHC	F05007-7	4
6	Washer, 10.2 Split Lock Zinc	F81055-2	4
7	Washer, 10,5 Flat Zinc	F81055-1	12
8	Nut, M10-8-B Nylon Hex Zinc Lock	F81033-1	8
9	Bracket, Side w/HydroMotor Connector	507684-1	1
10	Bolt, M10x50-8.8-Hex Head Full Thread Zinc	F81003-4	4
11	Rod	096034	1
12	Key, A8x7x28 Parallel	096035	2
13	Bolt, M10x25 8.8 Hex Head Full Thread Zinc	F81003-31	2
14	Washer, 10,5 Zinc Flat Special	F81055-6	2
15	Bracket, Side Painted	507687-1	1
16	Roller, Pivot - Wldmt	096028-1	1
17	Bearing, 6009.2RSR	096025	2
18	Ring, Z 45 Spring Retaining	F81090-32	2
19	Ring, W 75 Spring Retaining	F81090-41	2
20	Plate, Toe Board Cylinder Mount	087729-1	1
21	Plate, Hydraulic Toe Board Mount	090086-1	1
22	Bolt, M16x40-8.8 Hex Head Full Thread Zinc	F81006-13	2
23	Washer, 16,3 Split Lock Zinc	F81058-2	2
	Cylinder, Hydraulic Toe Boards	085937	1
24	Cylinder, CJ-S170-16-40/25/152 Hydraulic	088681	1
25	Fitting, C5205x4x4 Male	P09143	1

<b>26</b>	Fitting, 1/4NPTx1/4JIC Male Elbow	P09142	1	
<b>27</b>	Pin, Hydraulic Cylinder Zinc	086979-1	1	
<b>28</b>	Washer, 28 Flat Zinc	F81061-1	2	
<b>29</b>	Pin, S-Zn 6,3x45	F81045-2	2	
<b>30</b>	Bracket, Toe Board Roller Mount	087903-1	2	
<b>31</b>	Bolt, M12x60-8.8 Hex Head Zinc	F81004-5	2	
<b>32</b>	Washer, 13 Zinc Flat	F81056-1	4	
<b>33</b>	Nut, M12-8 Hex Nylon Zinc Lock	F81034-2	2	
<b>34</b>	Bolt, M10x75-8.8-Hex Head Zinc	F81003-15	4	
<b>35</b>	Screw, M6x20- 4.8-B Fe/Zn5 PN-85/M-8220	F81001-31	2	