

# **Wood-Mizer®**

## **Parts Manual**

---

<b>LT70S DH</b>	<b>rev. C7.07</b>
<b>LT70M DH</b>	<b>rev. C7.07</b>
<b>LT70S/M DH WIDE</b>	<b>rev. C7.07</b>

---



**Safety is our #1 concern!** Read and understand all safety information and instructions before operating, setting up or maintaining this machine.

*Form #1048*

# Table of Contents

# Section-Page

<b>SECTION 1</b>	<b>GENERAL INFORMATION</b>	<b>1-1</b>
1.1	How To Use the Parts List.....	1-1
1.2	Sample Assembly .....	1-1
<b>SECTION 2</b>	<b>BLADE GUIDE ASSEMBLIES</b>	<b>2-1</b>
2.1	Blade Guide Assembly, Idle Side .....	2-1
2.2	Blade Guide Assembly, Drive Side .....	2-3
2.3	Blade Guide Arm, Idle Side - Wide Saw Head .....	2-5
2.4	Blade Guide Arm, Idle Side .....	2-7
2.5	Blade Guide Mount Assembly, Drive Side .....	2-10
2.6	Blade Guide w/Extended Roller, Idle Side (524855) .....	2-11
2.7	Blade Guide w/Extended Roller, Drive Side (524863) .....	2-14
2.8	Extended Blade Guide Roller w/Bearings - 522502 .....	2-16
<b>SECTION 3</b>	<b>BLADE WHEELS &amp; TENSIONER</b>	<b>3-1</b>
3.1	Blade Drive Assembly.....	3-1
3.2	Idle-Side Blade Wheel Assembly .....	3-3
3.3	Hydraulic Blade Tensioner Assembly.....	3-4
3.4	Sawdust Flow Guide.....	3-6
3.5	Idle Side Wheel Arm Rocker W/Lever (520539_533944) .....	3-7
3.6	Blade Drive Wheels And Rollers Assembly, 2" Blade (586000) .....	3-8
3.7	2" Blade Drive Wheel (582126) .....	3-9
3.8	Idle Side 2" Blade Wheel (582125) .....	3-10
3.9	Drive Blade Wheel Wiper & Scraper Assembly (586150) .....	3-11
<b>SECTION 4</b>	<b>SAW HEAD</b>	<b>4-1</b>
4.1	Middle Throat Screw.....	4-1
4.2	Drive Belt Tensioner (DC) .....	4-2
4.3	Board Return Assembly (Optional) .....	4-3
4.4	Water Lube Assembly .....	4-5
4.5	Oil Tank .....	4-6
4.6	LT70DC Saw Head Decals .....	4-7
4.7	Blade Housing Covers.....	4-9
4.8	Sawdust Chute .....	4-11
4.9	Sawdust Chute (LT70 Wide only).....	4-12
4.10	Saw Head Rest Bracket & Plate Mount .....	4-13
4.11	LT Sawmill Saw Head Rest Bracket.....	4-14
4.12	Saw Head Support Bracket (only portable sawmills with the new type of "M" frame) 4-15	
4.13	CONTROL & BATTERY BOXES.....	5-1
4.14	Control Assembly (Gas/Diesel).....	5-1
<b>SECTION 5</b>		<b>5-2</b>
5.1	Control Assembly (Gas/Diesel).....	5-3

# Table of Contents

# Section-Page

5.2	Drum Switches .....	5-5
5.3	Front Panel Assembly & Harnesses .....	5-8
5.4	Circuit Breakers.....	5-9
5.5	Solenoids .....	5-10
5.6	Battery Box Assembly (Sawmills w/D42 Engine Only).....	5-11
5.7	Fuse Box Assembly (Sawmills w/D42 Engine Only) .....	5-12
<b>SECTION 6 UP/DOWN SYSTEM</b>		<b>6-1</b>
6.1	Up/Down Rollers & Covers .....	6-1
6.2	Blade Height Scale .....	6-3
6.3	Up/Down Chain & Sprockets .....	6-5
6.4	Safety Switches .....	6-6
6.5	Up/Down Drive Assembly .....	6-7
<b>SECTION 7 FEED SYSTEM &amp; TRACK ROLLERS</b>		<b>7-1</b>
7.1	Upper Track Rollers And Wipers.....	7-1
7.2	Power Feed Assembly .....	7-3
7.3	Feed Chain/Stop, LT70 S/M .....	7-4
7.4	Feed Chain/Stop .....	7-5
7.5	Lower Track Rollers.....	7-6
<b>SECTION 8 BED FRAME ASSEMBLY</b>		<b>8-1</b>
8.1	Front Bed Rail Assembly .....	8-1
8.2	Additional Angled Bed Rail (Long) - Complete .....	8-2
8.3	Additional Flat Bed Rail (Long) - Complete .....	8-3
8.4	Additional Flat Bed Rail (Short) - Complete .....	8-4
8.5	Additional Angled Bed Rail (Short) - Complete .....	8-5
8.6	Rear Bed Rail Assembly .....	8-6
8.7	Front Middle Bed Rail Assembly .....	8-7
8.8	Rear Middle Bed Rail Assembly .....	8-8
8.9	Bed Rail Assembly, Front (LT70M Super) .....	8-9
8.10	Bed Rail Assembly, Middle (LT70M Super).....	8-10
8.11	Front Clamp Mount Assembly (A/DH5/7) .....	8-11
8.12	Bed Extension LT70 (0.9m) - Complete .....	8-12
8.13	Board Removal Bumper, "M" Frame (No. 528350) .....	8-14
8.14	Angled Bed Rail ("S" Type Frame) .....	8-15
8.15	Clamp Mount Rear (A/DH5/7) .....	8-17
8.16	Angled Bed Rails, "M" Frame .....	8-18
8.17	Stationary Legs, "M" Frame .....	8-20
8.18	Plate Set, M Type Frame Bed Rail 1-2 & 2-3 (Option) .....	8-21
8.19	Angled Bed Rails for "L" Frame .....	8-22
8.20	Bed Frame Decals .....	8-23
8.21	M Frame Long Table .....	8-24
8.22	Pivot Bed Rail Assembly .....	8-26
8.23	Log Side Support Assembly (Manual) .....	8-27
8.24	Saw Head Rest Pin Assembly .....	8-28
8.25	Inspection Platform for Wide "M" Frame .....	8-29

## Table of Contents

## Section-Page

8.26	Inspection Platform (M-type Frame Sawmills) .....	8-30
8.27	Inspection Platform for the Old Type Frame (Optional) .....	8-31
8.28	Inspection Platform (New M-type Frame, Mobile Sawmills).....	8-32
8.29	Inspection Platform ("M" Frame w/Driven Log Levelling Roller) ..	8-33
8.30	Saw Head Transport Bracket, LT70 M .....	8-34
8.31	Adjustable Legs for "M" Frame (Standard Hydraulic Equipment) ..	8-35
8.32	Front Adjustable Leg (at the hitch) .....	8-36
8.33	Wall Mount Remote Set (Cutting Length of 6.5 m).....	8-37
8.34	Wall Mount Remote Set (Cutting Length of 6.5-10 m) .....	8-38
8.35	4-Post Remote Set .....	8-39
8.36	5-Post Remote Set .....	8-40
8.37	Octagonal Profile Sawing Tool (Option) .....	8-41
8.38	Sawmill Transport Bracket Assembly (Option) .....	8-42
8.39	Bed Frame Decals .....	8-43
8.40	Tie Down Chain Assembly .....	8-44
8.41	7-Post Remote Set 550025 .....	8-45
8.42	Guide Rail 550024 .....	8-46
8.43	Guide Rail Support Post 520669 .....	8-47
8.44	Guide Rail Support Post 518736 .....	8-48
8.45	Wall Mount Remote Set 550026 .....	8-49
8.46	Wall Mount Bracket Kit 518724 .....	8-50
8.47	Stationary Legs for "M" Frame. 522944 .....	8-51
8.48	Stationary Legs for "S" Frame. 526546 .....	8-53
8.49	Leg, Front Stationary Adjustable (Part No. 550138) .....	8-55
8.50	Leg, Main Tube High (Part No. 550134) .....	8-57
8.51	Leg, Middle Stationary Adjustable (Part No. 550126) .....	8-59
8.52	Leg, Left Stationary Adjustable (Part No. 550130) .....	8-60
8.53	Main Tube Cover Assembly (Part No. 093052) .....	8-62

## SECTION 9 HYDRAULIC SYSTEM

9-1

9.1	Hydraulic Boxes, LT40/LT70 .....	9-2
9.2	Hydraulic Control Box DH 8 sections, Complete .....	9-3
9.3	Hydraulic Hoses .....	9-6
9.4	Hydraulic Control Box, LT40/70 AC 14-Section .....	9-8
9.5	Shock Absorber Assembly - Option for Sawmills Equipped with Hydraulics	9-11
9.6	Hydraulic Control Box, LT70 AH1 .....	9-13
9.7	Hydraulic Control Box, AHP3/LT40/LT70 Stationary Sawmills 7-Section (M-type Frame)	9-15
9.8	Hydraulic Control Box, AHP5/LT40/LT70 Stationary Sawmills 10-Section (M-type Frame)	9-18
9.9	Hydraulic Control Box, AHP7/LT40/LT70 Stationary Sawmills 11-Section (M-type Frame)	9-21
9.10	Hydraulic Control Box, LT40/70M Super (DC) .....	9-24
9.11	Hydraulic Control Box, LT70 Series DH3 .....	9-26
9.12	Hydraulic Control Box, LT70 Series DH5/7 .....	9-29
9.13	Hydraulic Power Supply Strip .....	9-31
9.14	Hydraulic Log Loader .....	9-33
9.15	Hydraulic Log Loader, Extended for "S", "M" and "M Super" Frames with 2.5 t. and 2.6 t.	



## Table of Contents

## Section-Page

Trailer .....	9-35
9.16 Hydraulic Log Side Supports (S/M Type Frame) .....	9-37
9.17 Vertical Side Support Kit - L-type frame .....	9-39
9.18 Hydraulic Pull-Down Clamp .....	9-41
9.19 Main Hydraulic Log Clamp (2 Rods) .....	9-43
9.20 Main Log Clamp (540970) .....	9-45
9.21 Two-Plane Log Clamp - M-type Frame +100 (544213) .....	9-47
9.22 Hydraulic Toe Board .....	9-49
9.23 Left Hydraulic Toe Board (on lower bed rail) .....	9-50
9.24 Driven Log Levelling Roller (mounted on lower bed rail) .....	9-51
9.25 Driven Log Levelling Roller, Lower Bed Rail (510607), Back “L” Frame (544241) 9-53	
9.26 Log Levelling Driven Roller. 2 Cylinders. ....	9-55
9.27 Driven Log Levelling Roller, Left w/2 Cylinders .....	9-57
9.28 Front Box. 555408 .....	9-59
9.29 Front Box. 555410 .....	9-61
9.30 Front Box, 555384 .....	9-63
9.31 589518-1Rear Box. 555370 .....	9-65
9.32 Front Box. 555407 .....	9-67
9.33 Front Box. 555413 .....	9-69
9.34 Front Box. 555409 .....	9-71
9.35 Front Box. 555411 .....	9-73
9.36 Front Box. 555412 .....	9-75

## SECTION 1 GENERAL INFORMATION

### 1.1 How To Use the Parts List

- Use the index above to locate the assembly that contains the part you need.
- Go to the appropriate section and locate the part in the illustration.
- Use the number pointing to the part to locate the correct part number and description in the table.
- Parts shown indented under another part are included with that part.
- Parts marked with a diamond (◆) are only available in the assembly listed above the part.

See the sample table below. Sample Part #A01111 includes part F02222-2 and subassembly A03333. Subassembly A03333 includes part S04444-4 and subassembly K05555. The diamond (◆) indicates that S04444-4 is not available except in subassembly A03333. Subassembly K05555 includes parts M06666 and F07777-77. The diamond (◆) indicates M06666 is not available except in subassembly K05555.

1.2 Sample Assembly				
REF.	DESCRIPTION (◆ Indicates Parts Available In Assemblies Only)	PART #	QTY	
	Sample Assembly, Complete (Includes All Indented Parts Below)	A01111	1	
1	Sample Part	F02222-22	1	
	Sample Subassembly (Includes All Indented Parts Below)	A03333	1	
2	Sample Part (◆ Indicates Part Is Only Available With A03333)	S04444-4	1	◆
	Sample Subassembly (Includes All Indented Parts Below)	K05555	1	
3	Sample Part (◆ Indicates Part Is Only Available With K05555)	M06666	2	◆
4	Sample Part	F07777-77	1	

#### To Order Parts:

- From Europe call our European Headquarters and Manufacturing Facility in Kolo, Poland at **+48-63-2626000**. From the continental U.S., call our toll-free Parts hotline at **1-800-525-8100**. Have your customer number, vehicle identification number, and part numbers ready when you call. From other international locations, contact the Wood-Mizer distributor in your area for parts.

#### Office Hours:

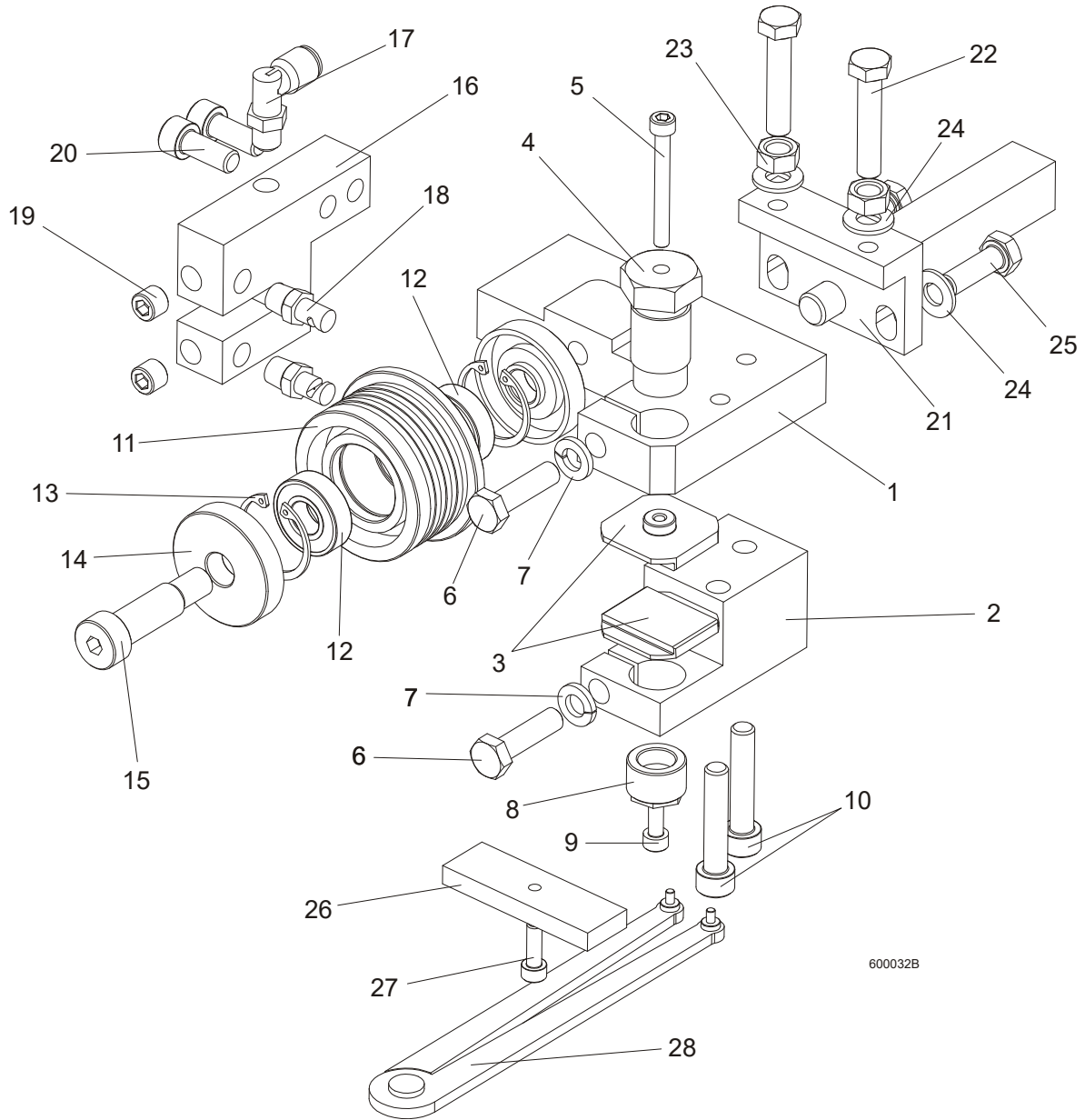
Country	Monday - Friday	Saturday	Sunday
Poland	7-15	Closed	Closed
US	8 a.m.- 5 p.m.	8 a.m.- 12 p.m.	Closed



**CAUTION!** It is strongly recommended that only original spare parts be used.

## SECTION 2 BLADE GUIDE ASSEMBLIES

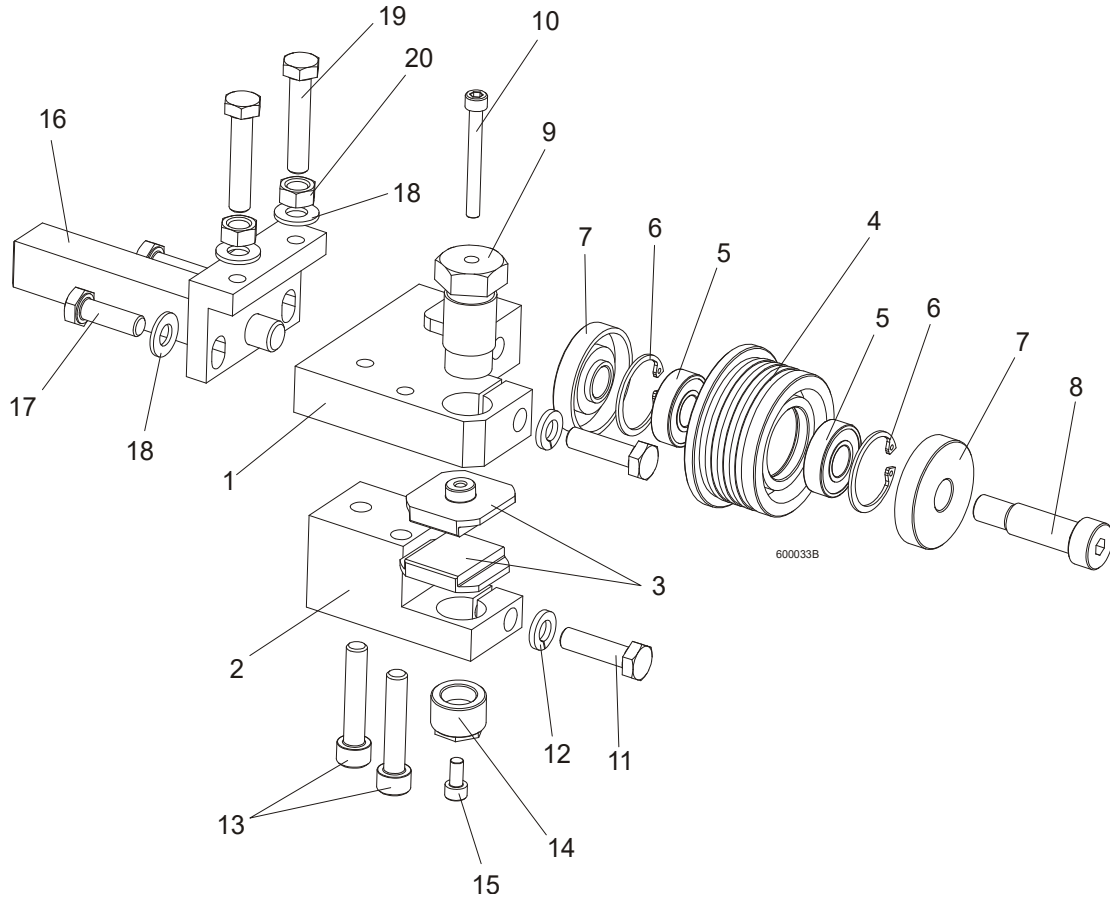
### 2.1 Blade Guide Assembly, Idle Side



**Blade Guide Assemblies***Blade Guide Assembly, Idle Side*

REF	DESCRIPTION (◆ INDICATES PARTS AVAILABLE IN ASSEMBLIES ONLY)	PART #	QTY
	<b>BLADE GUIDE ASSEMBLY, IDLE SIDE, EXTENDED (FOR OPTIONAL USE WITH 1 1/2" BLADES)</b>	092997	1
1	Block, Blade Guide Mount Zinc-Plated	090947-1	1
2	Block, Lower Ceramic Pad Mount Zinc-Plated	090948-1	1
3	Block, Blade Guide Zinc	093430-1	2
4	Bolt, Upper Pad Adjustment Zinc-Plated	089515-1	1
5	SCREW, M5X45 DIN912 A2-70 HEX SOCKET HE	F81000-24	1
6	Bolt, M8x30 DIN933 A2-70 Stainless Steel	F81002-27	2
7	WASHER 8,2 SPLIT LOCK ZINC	F81054-4	2
8	Screw, Lower Pad Adjuster Zinc-Plated	516191-1	1
9	SCREW, M5X10 DIN912 A2-70 HEX SOCKET HE	F81000-23	1
10	Screw, M8x40-8.8 Hex Socket Head Cap Zinc	F81002-29	2
	Roller, Blade Guide w/Bearing, Extended	092939	1
11	Roller, Blade Guide Extended	087890	1
12	BEARING, 6001 2RSR (FAG, SKF)	087893	2
13	Ring, W28 Inside Retaining	F81090-9	2
14	RING, ZINC-PLATED SPACER	087891-1	1
	Washer, Blade Guide Roller Spacer Zinc-Plated	087892-1	1
15	Screw, 12/M10x30 12.9 ISO 7379 Socket Head Shoulder	F81003-70	1
	Screw, 12/M10x35 12.9 ISO 7379 Socket Head Shoulder (used with the Extended Roller only)	F81003-48	1
16	Block, Nozzle Mounting Zinc-Plated	090487-1	1
17	ELBOW, 90 DEG 1/8MPT 1/4 TUBE SWIVEL	P09736	1
18	Nozzle, Blade Lube Spray	033479	2
19	PLUG, M10X1 DIN906 BN40 ZINC	F81015-3	2
20	Screw, M8x20-8.8 Hex Socket Head Cap Zinc	F81002-30	2
21	BRACKET WELDMENT, BLADE GUIDE ZINC-PLATE	089509-1	1
22	Bolt, M8x40 DIN933 A2-70 Stainless Steel	F81002-28	2
23	NUT, M8 DIN 934 A2-70 STAINLESS STEEL	F81032-7	2
24	WASHER, 8.4 FLAT ZINC	F81054-1	4
25	Bolt, M8x25 DIN933 A2-70 Stainless Steel	F81002-26	2
	PLATE, BLADE GUIDE ALIGNMENT - COMPLETE	090951	1
26	PLATE, BLADE GUIDE ALIGNMENT ZINC-PLATED	090805-1	1
27	Screw, M5X16-8.8 Hex Socket Head Cap Zinc	F81000-25	1
28	Tool, 62860-3 (PERSCHMAN) Lower Pad Adjustment	090949	1

## 2.2 Blade Guide Assembly, Drive Side



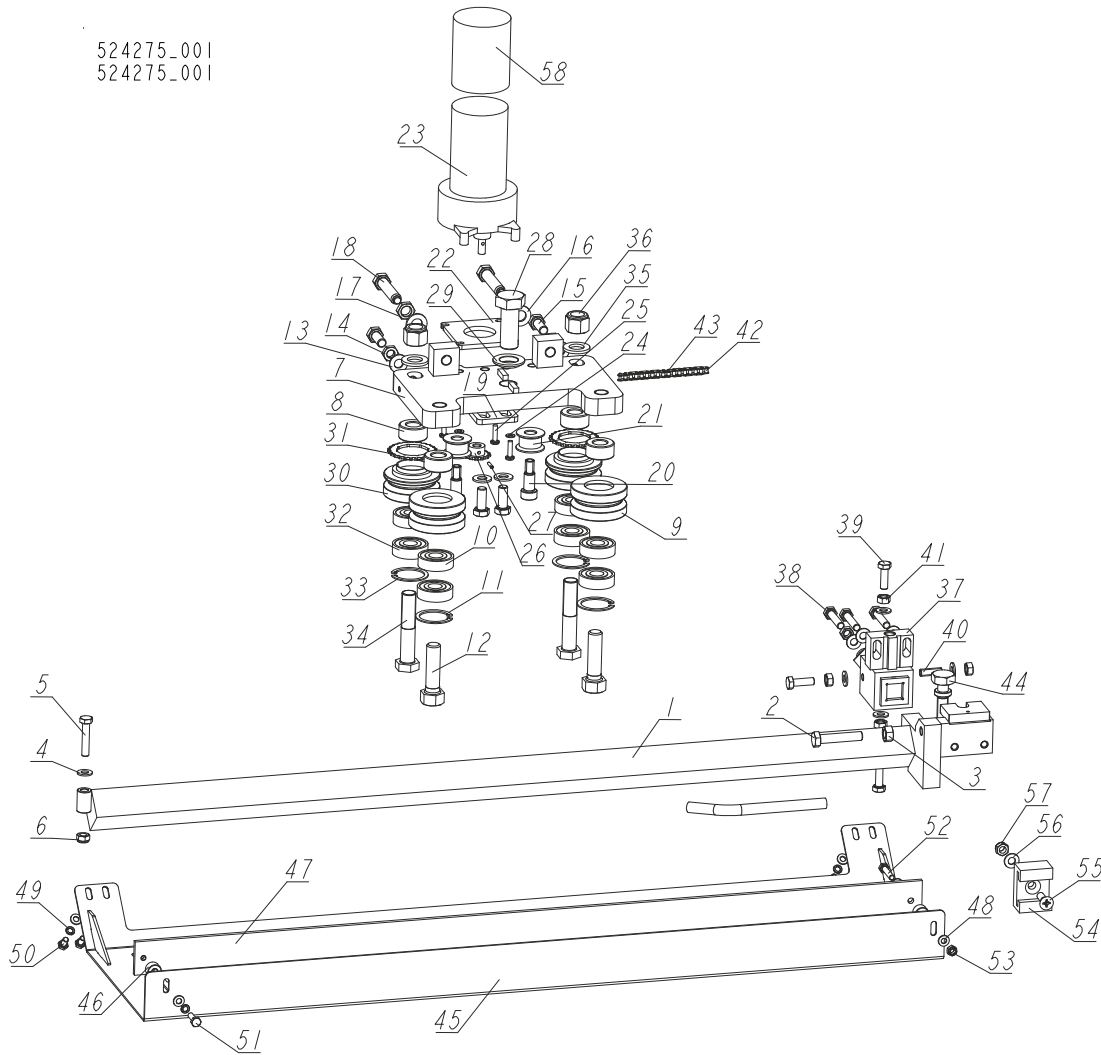
REF	DESCRIPTION (◆ INDICATES PARTS AVAILABLE IN ASSEMBLIES ONLY)	PART #	QTY
	<b>BLADE GUIDE ASSEMBLY, DRIVE SIDE, EXTENDED (FOR OPTIONAL USE WITH 1 1/2" BLADES)</b>	092998	1
1	Block, Blade Guide Mount Zinc-Plated	090944-1	1
2	Block, Lower Ceramic Pad Mount Zinc-Plated	090946-1	1
3	Block, Blade Guide Zinc	093430-1	2
4	Roller, Blade Guide w/Bearing, Extended	092939	1
4	Roller, Blade Guide Extended	087890	1
5	BEARING, 6001 2RSR (FAG, SKF)	087893	2
6	Ring, W28 Inside Retaining	F81090-9	2
7	RING, ZINC-PLATED SPACER	087891-1	1
	Washer, Blade Guide Roller Spacer Zinc-Plated	087892-1	1
8	Screw, 12/M10x30 12.9 ISO 7379 Socket Head Shoulder	F81003-70	1
	Screw, 12/M10x35 12.9 ISO 7379 Socket Head Shoulder (used with the Extended Roller only)	F81003-48	1
9	Bolt, Upper Pad Adjustment	089515	1
10	SCREW, M5X45 DIN912 A2-70 HEX SOCKET HE	F81000-24	1
11	Bolt, M8x30 DIN933 A2-70 Stainless Steel	F81002-27	2
12	WASHER 8,2 SPLIT LOCK ZINC	F81054-4	2
13	Screw, M8x40-8.8 Hex Socket Head Cap Zinc	F81002-29	2
14	SCREW, LOWER PAD ADJUSTER ZINC-PLATED	516191-1	1

**2****Blade Guide Assemblies***Blade Guide Assembly, Drive Side*

---

<b>15</b>	SCREW, M5X10 DIN912 A2-70 HEX SOCKET HE	F81000-23	1	
<b>16</b>	BRACKET WELDMENT, BLADE GUIDE ZINC-PLATE	089509-1	1	
<b>17</b>	Bolt, M8x25 DIN933 A2-70 Stainless Steel	F81002-26	2	
<b>18</b>	WASHER, 8.4 FLAT ZINC	F81054-1	4	
<b>19</b>	Bolt, M8x40 DIN933 A2-70 Stainless Steel	F81002-28	2	
<b>20</b>	NUT, M8 DIN 934 A2-70 STAINLESS STEEL	F81032-7	2	

### 2.3 Blade Guide Arm, Idle Side - Wide Saw Head



REF	DESCRIPTION (◆ INDICATES PARTS AVAILABLE IN ASSEMBLIES ONLY)	PART #	QTY
-	<b>ARM, BLADE GUIDE - IDLE SIDE</b>	524275	1
1	ARM, BLADE GUIDE ZINC-PLATED	524273-1	1
2	BOLT, M10X50MM,HEX HEAD FULL THREAD ZINC	F81003-4	1
3	NUT, M10-8-B-HEX ZINC	F81033-3	1
4	WASHER, 8.4 FLAT ZINC	F81054-1	8
5	BOLT, M8X40-8.8 HEX HEAD FULL THREAD ZINC	F81002-15	1
6	NUT, M8-8-B HEX NYLON ZINC LOCK	F81032-2	1
7	PLATE WELDMENT, BLADE GUIDE ARM ZINC-PLATED	090800-1	1
8	BUSHING, 16/32-16 ZINC-PLATED	090804-1	4
-	ROLLER ASSY, B/G IDLER	042543	2
9	ROLLER, 2 1/2 V-GROOVE	042536	1
10	BEARING, 5/8X1.7548X.4724	P06030-1	2
11	RING, 1.575 INTERNAL BEVELED RETAINING	F04254-8	1
12	BOLT, 5/8-18X2 1/4 HH GRADE 5	F05009-80	2
13	WASHER, 10.5 FLAT ZINC	F81055-1	4
14	NUT, M10-04-W HEX ZINC THIN	F81033-6	2
15	BOLT, M10X25 8.8 HEX HEAD FULL THREAD	F81003-31	4

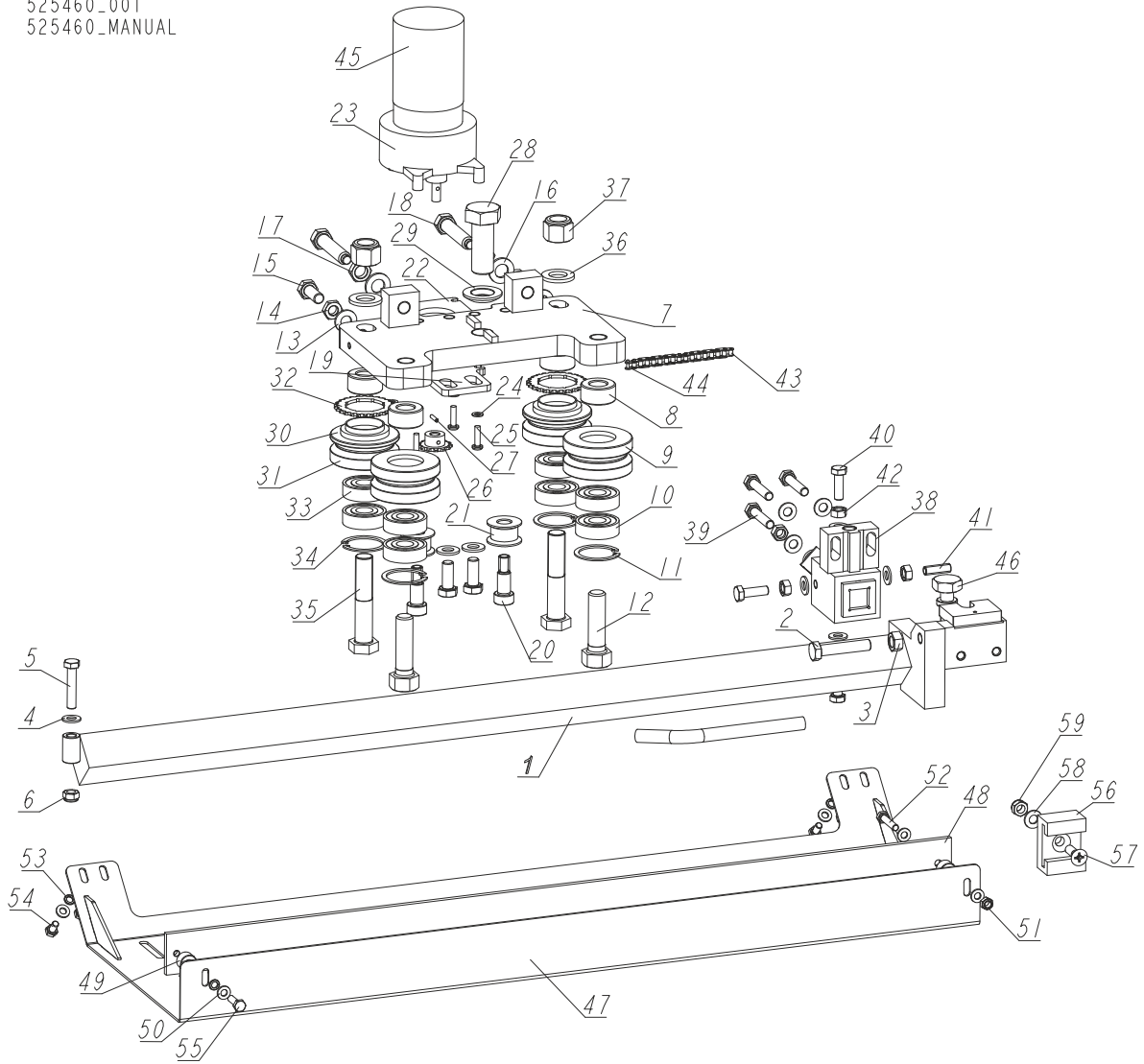
**Blade Guide Assemblies***Blade Guide Arm, Idle Side - Wide Saw Head*

REF	DESCRIPTION (◆ INDICATES PARTS AVAILABLE IN ASSEMBLIES ONLY)	PART #	QTY
16	WASHER, 13 FLAT ZINC	F81056-1	2
17	NUT, M12X1.25-8 HEX THIN ZINC	F81034-5	2
18	SCREW, M12X1.25X60-33H HEX SET ZINC W/FULL DOG POINT	F81004-52	2
19	PLATE, BLADE GUIDE MOTOR MOUNT	557374-1	1
20	BOLT, 12/M10X20 12.9 ISO7379 SHOULDER (BOSSARD)	F81003-68	2
21	ROLLER, CHAIN GUIDE	090801	2
22	PLATE, SPACER	557373-1	1
23	MOTOR, CURRENT APPLICATION 1/30HP 12VDC GEAR	557161	1
24	WASHER, 5.3 FLAT ZINC	F81052-1	4
25	BOLT, #10-32X3/4 CRSL PH	F81000-35	4
26	SPROCKET, 25B13X.3130	P09970	1
27	PIN, 3X14 GEOMET ROLL	F81044-4	1
28	BOLT, M20X1.5X50-8.8-B HEX HEAD FULL THREAD ZINC	F81007-2	1
29	WASHER, DIN 6319-21C SPHERICAL (GOMA)	F81059-6	1
-	ROLLER ASSY, B/G DRIVE	042542	2
-	ROLLER ASSY, B/G PRESSED DRIVE	042541	1
30	ROLLER, 2.5 V-GROOVE DRIVE	042535	1
31	SPROCKET, #25 CHAIN 26 TOOTH	S09931	1
32	BEARING, 5/8X1.7548X.4724	P06030-1	2
33	RING, 1.575 INTERNAL BEVELED RETAINING	F04254-8	1
34	BOLT, 5/8-18X3 1/4 HHC GRADE 5	F05009-98	2
35	WASHER, 17 SPLIT LOCK ZINC	F81058-1	2
36	NUT, 5/8-18 NYLON ZINC LOCK	F05010-71	2
37	MOUNTING BLOCK, DRIVE SIDE BLADE GUIDE (	089503-1	1
38	BOLT, M8X40 DIN933 A2-70 STAINLESS STEEL	F81002-28	3
39	BOLT, M8X25 DIN933 A2-70 STAINLESS STEEL	F81002-26	3
40	SCREW, M8X25 A2-70 DIN 913 STAINLESS STE	F81014-3	1
41	NUT, M8 DIN 934 A2-70 STAINLESS STEEL	F81032-7	5
-	CHAIN, BLADE GUIDE ARM DRIVE	093805	1
42	CHAIN, #25X92 PITCHES B/G	042443	2
43	LINK, 25 MASTER	P09983	2
44	BOLT, BLADE GUIDE ADJUSTMENT (ZINC-PL.)	506552-1	1
-	GUARD, LT70 BLADE - COMPLETE	525483	1
45	GUARD WELDMENT, LT70 BLADE	525480-1	1
46	BUSHING, 6.5/16-10.5	525463-1	2
47	BAR, LT70 BLADE GUARD	524272	1
48	WASHER, 6.4 FLAT ZINC	F81053-1	7
49	WASHER, Z 6.1 SPLIT LOCK	F81053-3	5
50	BOLT, M6X12-8.8 HEX HEAD FULL THREAD ZIN	F81001-7	4
51	BOLT, M6X20 8.8 HEX HEAD FULL THREAD ZINC	F81001-2	1
52	BOLT, M6X30-8.8 HEX HEAD FULL THREAD	F81001-13	1
53	NUT, M6-8-B HEX NYLON ZINC LOCK	F81031-2	1
54	BRACKET, BLADE GUIDE ARM GUIDE	088305	1
55	BOLT, M8X25 PAN HEAD ZINC	F81002-51	1
56	WASHER, 8.4 FLAT ZINC	F81054-1	1
57	NUT, M8-8-B HEX NYLON ZINC LOCK	F81032-2	1
58	CAP, 2.5 ID X 3 RUBBER	023720	1



2.4 Blade Guide Arm, Idle Side

525460\_001  
525460\_MANUAL



REF	DESCRIPTION (◆ INDICATES PARTS AVAILABLE IN ASSEMBLIES ONLY)	PART #	QTY
-	<b>ARM, BLADE GUIDE - IDLE SIDE</b>	525460	1
1	ARM, BLADE GUIDE ZINC-PLATED	525856-1	1
2	BOLT, M10X50MM,HEX HEAD FULL THREAD ZINC	F81003-4	1
3	NUT, M10-8-B-HEX ZINC	F81033-3	1
4	WASHER, 8.4 FLAT ZINC	F81054-1	8
5	BOLT, M8X40-8.8 HEX HEAD FULL THREAD ZINC	F81002-15	1
6	NUT, M8-8-B HEX NYLON ZINC LOCK	F81032-2	1
7	PLATE WELDMENT, BLADE GUIDE ARM ZINC-PLATED	090800-1	1
8	BUSHING, 16/32-16 ZINC-PLATED	090804-1	4
-	ROLLER ASSY, B/G IDLER	042543	2
9	ROLLER, 2 1/2 V-GROOVE	042536	1
10	BEARING, 5/8X1.7548X.4724	P06030-1	2
11	RING, 1.575 INTERNAL BEVELED RETAINING	F04254-8	1

**Blade Guide Assemblies***Blade Guide Arm, Idle Side*

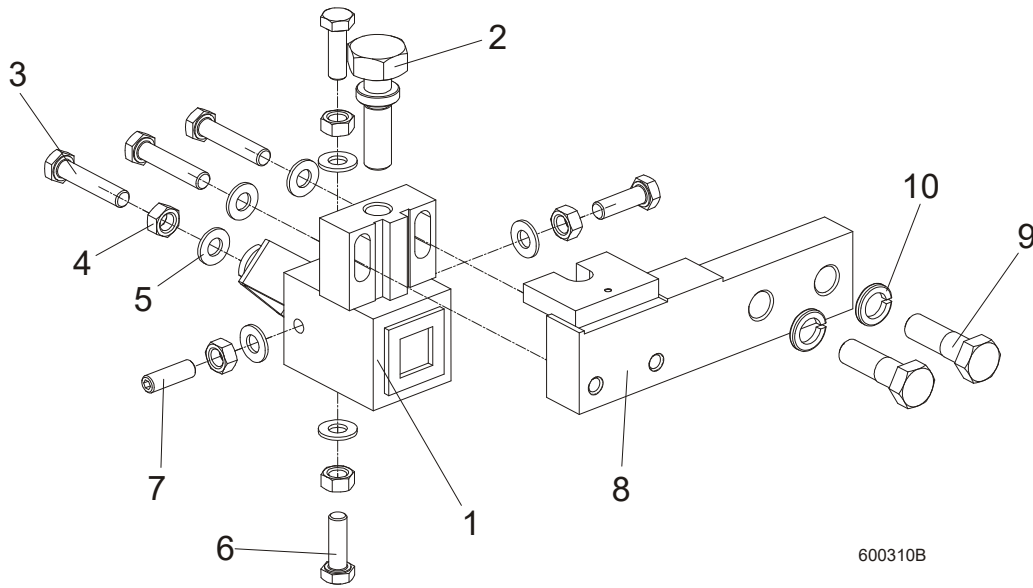
REF	DESCRIPTION (◆ INDICATES PARTS AVAILABLE IN ASSEMBLIES ONLY)	PART #	QTY
12	BOLT, 5/8-18X2 1/4 HH GRADE 5	F05009-80	2
13	WASHER, 10.5 FLAT ZINC	F81055-1	4
14	NUT, M10-04-W HEX ZINC THIN	F81033-6	2
15	BOLT, M10X25 8.8 HEX HEAD FULL THREAD	F81003-31	4
16	WASHER, 13 FLAT ZINC	F81056-1	2
17	NUT, M12X1.25-8 HEX THIN ZINC	F81034-5	2
18	SCREW, M12X1.25X60-33H HEX SET ZINC W/FULL DOG POINT	F81004-52	2
19	PLATE, BLADE GUIDE MOTOR MOUNT	557374-1	1
20	BOLT, 12/M10X20 12.9 ISO7379 SHOULDER (BOSSARD)	F81003-68	2
21	ROLLER, CHAIN GUIDE	090801	2
22	PLATE, SPACER	557373-1	1
23	MOTOR, CURRENT APPLICATION 1/30HP 12VDC GEAR	557161	1
24	WASHER, 5.3 FLAT ZINC	F81052-1	4
25	BOLT, #10-32X3/4 CRSL PH	F81000-35	4
26	SPROCKET, 25B13X.3130	P09970	1
27	PIN, 3X14 GEOMET ROLL	F81044-4	1
28	BOLT, M20X1.5X50-8.8-B HEX HEAD FULL THREAD ZINC	F81007-2	1
29	WASHER, DIN 6319-21C SPHERICAL (GOMA)	F81059-6	1
30	ROLLER ASSY, B/G DRIVE	042542	2
-	ROLLER ASSY, B/G PRESSED DRIVE	042541	1
31	ROLLER, 2.5 V-GROOVE DRIVE	042535	1
32	SPROCKET, #25 CHAIN 26 TOOTH	S09931	1
33	BEARING, 5/8X1.7548X.4724	P06030-1	2
34	RING, 1.575 INTERNAL BEVELED RETAINING	F04254-8	1
35	BOLT, 5/8-18X3 1/4 HHC GRADE 5	F05009-98	2
36	WASHER, 17 SPLIT LOCK ZINC	F81058-1	2
37	NUT, 5/8-18 NYLON ZINC LOCK	F05010-71	2
38	MOUNTING BLOCK, DRIVE SIDE BLADE GUIDE (	089503-1	1
39	BOLT, M8X40 DIN933 A2-70 STAINLESS STEEL	F81002-28	3
40	BOLT, M8X25 DIN933 A2-70 STAINLESS STEEL	F81002-26	3
41	SCREW, M8X25 A2-70 DIN 913 STAINLESS STE	F81014-3	1
42	NUT, M8 DIN 934 A2-70 STAINLESS STEEL	F81032-7	5
-	CHAIN, BLADE GUIDE ARM DRIVE	093805	1
43	CHAIN, #25X92 PITCHES B/G	042443	2
44	LINK, 25 MASTER	P09983	2
45	CAP, 2.5 ID X 3 RUBBER	023720	1
46	BOLT, BLADE GUIDE ADJUSTMENT (ZINC-PL.)	506552-1	1
-	GUARD, LT70 STANDARD BLADE	525860	1
47	GUARD WELDMENT, LT70 BLADE	525459-1	1
48	BAR, BLADE GUARD	088306	1
49	BUSHING, 6.5/16-10.5	525463-1	2
50	WASHER, 6.4 FLAT ZINC	F81053-1	7
51	NUT, M6-8-B HEX NYLON ZINC LOCK	F81031-2	1
52	BOLT, M6X30-8.8 HEX HEAD FULL THREAD	F81001-13	1
53	WASHER, Z 6.1 SPLIT LOCK	F81053-3	5
54	BOLT, M6X12-8.8 HEX HEAD FULL THREAD ZIN	F81001-7	4
55	BOLT, M6X20 8.8 HEX HEAD FULL THREAD ZINC	F81001-2	1

**Blade Guide Assemblies**  
*Blade Guide Arm, Idle Side*

**2**

REF	DESCRIPTION (◆ INDICATES PARTS AVAILABLE IN ASSEMBLIES ONLY)	PART #	QTY	
56	BRACKET, BLADE GUIDE ARM GUIDE	088305	1	
57	BOLT, M8X25 PAN HEAD ZINC	F81002-51	1	
58	WASHER, 8.4 FLAT ZINC	F81054-1	1	
59	NUT, M8-8-B HEX NYLON ZINC LOCK	F81032-2	1	

**2.5 Blade Guide Mount Assembly, Drive Side**

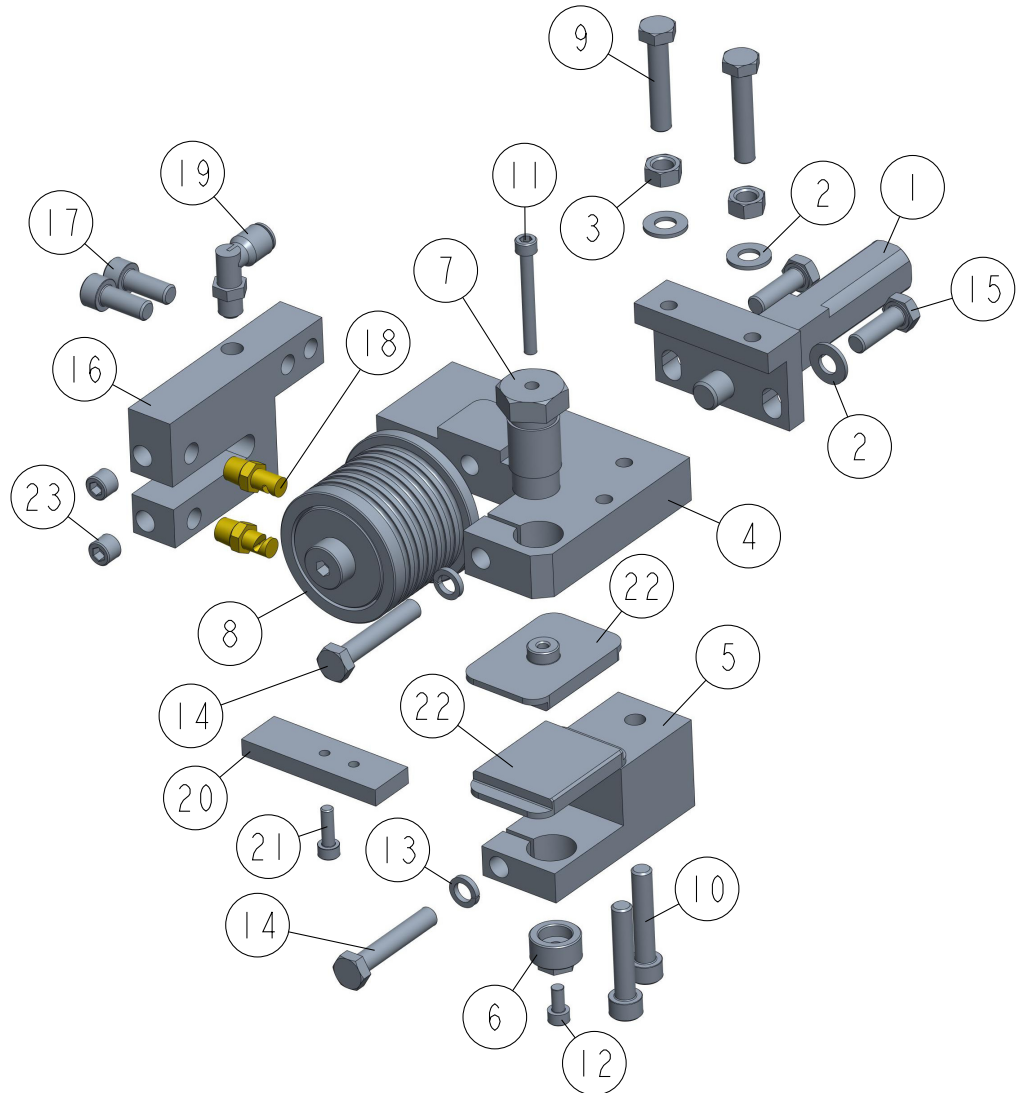


600310B

REF	DESCRIPTION (◆ INDICATES PARTS AVAILABLE IN ASSEMBLIES ONLY)	PART #	QTY
	<b>MOUNTING BLOCK, DRIVE SIDE</b>	091338	1
1	MOUNTING BLOCK, DRIVE SIDE BLADE GUIDE (ZINC-PL.)	089503-1	1
2	BOLT, BLADE GUIDE ADJUSTMENT (ZINC-PL.)	506552-1	1
3	BOLT, M8x40 DIN933 A2-70 STAINLESS STEEL	F81002-28	3
4	NUT, M8 DIN 934 A2-70 STAINLESS STEEL	F81032-7	5
5	WASHER, 8.4 FLAT ZINC	F81054-1	7
6	BOLT, M8x25 DIN933 A2-70 STAINLESS STEEL	F81002-26	3
7	SCREW, M8x25 A2-70 DIN 913 STAINLESS STEEL SET	F81014-3	1
8	BAR, BLADE GUIDE MOUNT (ZINC-PL.)	089501-1	1
9	BOLT, M12x40-8.8 HEX HEAD ZINC	F81004-1	2
10	WASHER, Z12.2 SPLIT LOCK ZINC	F81056-2	2

## 2.6 Blade Guide w/Extended Roller, Idle Side (524855)

524855\_001  
524855\_MANUAL

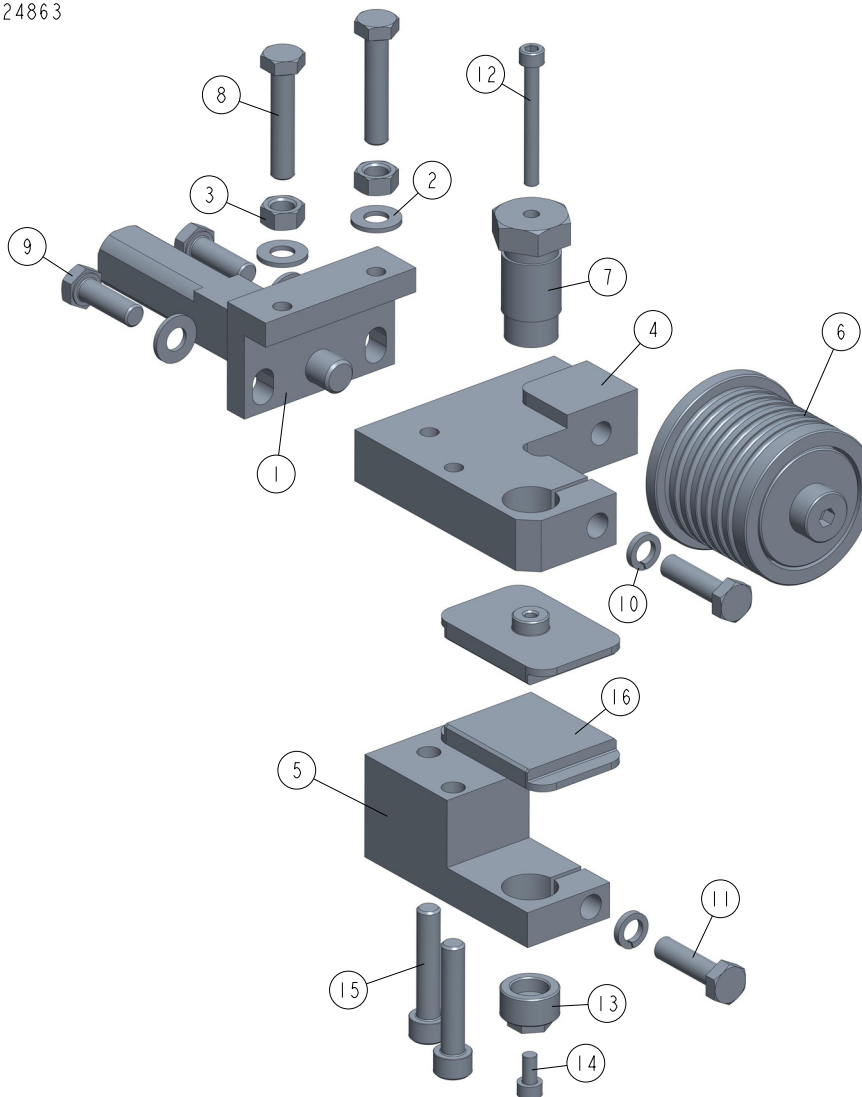


REF	DESCRIPTION (◆ indicates parts available in assemblies only)	PART #	QTY
-	BLADE GUIDE W/EXTENDED ROLLER, IDLE SIDE	524855	1
1	BRACKET WELDMENT, BLADE GUIDE ZINC-PLATE	089509-1	1
2	WASHER, 8.4 FLAT ZINC	F81054-1	4
3	NUT, M8 DIN 934 A2-70 STAINLESS STEEL	F81032-7	2
4	PLATE, BLADE GUIDE MOUNT - LEFT	524856-1	1
5	BLOCK, LOWER PAD SUPPORT LEFT	524857-1	1
6	SCREW, LOWER PAD ADJUSTER ZINC-PLATED	516191-1	1
7	BOLT, UPPER PAD ADJUSTMENT ZINC-PLATED	089515-1	1
8	ROLLER, BLADE GUIDE - EXTENDED W/BEARING <a href="#">See Section 2.8</a>	522502	1
9	BOLT, M8X40 DIN933 A2-70 STAINLESS STEEL	F81002-28	2
10	SCREW, M8X40-8.8 HEX SOCKET HEAD CAP ZIN	F81002-29	2
11	SCREW, M5X45 DIN912 A2-70 HEX SOCKET HE	F81000-24	1
12	SCREW, M5X10 DIN912 A2-70 HEX SOCKET HE	F81000-23	1
13	WASHER 8,2 SPLIT LOCK ZINC	F81054-4	2

REF	DESCRIPTION (◆ indicates parts available in assemblies only)	PART #	QTY	
14	BOLT, M8X45-8.8 HEX HEAD FULL THREAD ZIN	F81002-14	2	
15	BOLT, M8X25 DIN933 A2-70 STAINLESS STEEL	F81002-26	2	
16	BLOCK, NOZZLE HOUSING	524858-1	1	
17	SCREW, M8X20-8.8 HEX SOCKET HEAD CAP ZIN	F81002-30	2	
18	NOZZLE, BLADE LUBE SPRAY	033479	2	
19	ELBOW, 90 DEG 1/8MPT 1/4 TUBE SWIVEL	P09736	1	
-	PLATE, BLADE GUIDE ALIGNMENT - COMPLETE	090951	1	
20	PLATE, BLADE GUIDE ALIGNMENT ZINC-PLATED	090805-1	1	
21	SCREW, M5X16-8.8 HEX SOCKET HEAD CAP ZIN	F81000-25	1	
22	PAD, BLADE GUIDE (W/EXTENDED ROLLER)	524859-1	2	
23	PLUG, M10X1 DIN906 BN40 ZINC	F81015-3	2	



## 2.7 Blade Guide w/Extended Roller, Drive Side (524863)

524863\_001\_A  
524863

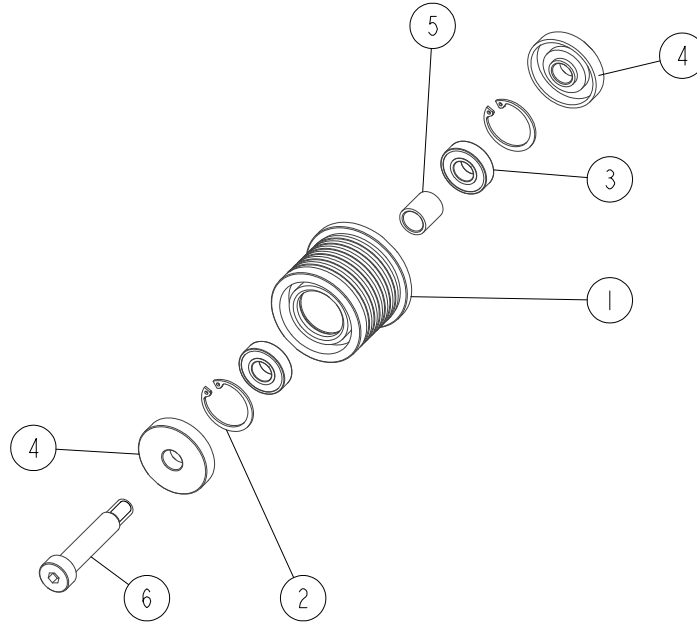
REF	DESCRIPTION (◆ indicates parts available in assemblies only)	PART #	QTY
-	<b>BLADE GUIDE W/EXTENDED ROLLER, DRIVE SID</b>	<b>524863</b>	<b>1</b>
1	BRACKET WELDMENT, BLADE GUIDE ZINC-PLATE	089509-1	1
2	WASHER, 8.4 FLAT ZINC	F81054-1	4
3	NUT, M8 DIN 934 A2-70 STAINLESS STEEL	F81032-7	2
4	PLATE, BLADE GUIDE MOUNT	524861-1	1
5	BLOCK, LOWER PAD SUPPORT	524862-1	1
6	ROLLER, BLADE GUIDE - EXTENDED W/BEARING <a href="#">See Section 2.8</a>	522502	1
7	BOLT, UPPER PAD ADJUSTMENT ZINC-PLATED	089515-1	1
8	BOLT, M8X40 DIN933 A2-70 STAINLESS STEEL	F81002-28	2
9	BOLT, M8X25 DIN933 A2-70 STAINLESS STEEL	F81002-26	2
10	WASHER 8,2 SPLIT LOCK ZINC	F81054-4	2
11	BOLT, M8X30 DIN933 A2-70 STAINLESS STEEL	F81002-27	2
12	SCREW, M5X45 DIN912 A2-70 HEX SOCKET HE	F81000-24	1
13	SCREW, LOWER PAD ADJUSTER ZINC-PLATED	516191-1	1



REF	DESCRIPTION (◆ indicates parts available in assemblies only)	PART #	QTY	
14	SCREW, M5X10 DIN912 A2-70 HEX SOCKET HE	F81000-23	1	
15	SCREW, M8X40-8.8 HEX SOCKET HEAD CAP ZIN	F81002-29	2	
16	PAD, BLADE GUIDE (W/EXTENDED ROLLER)	524859-1	2	

**2.8 Extended Blade Guide Roller w/Bearings - 522502**

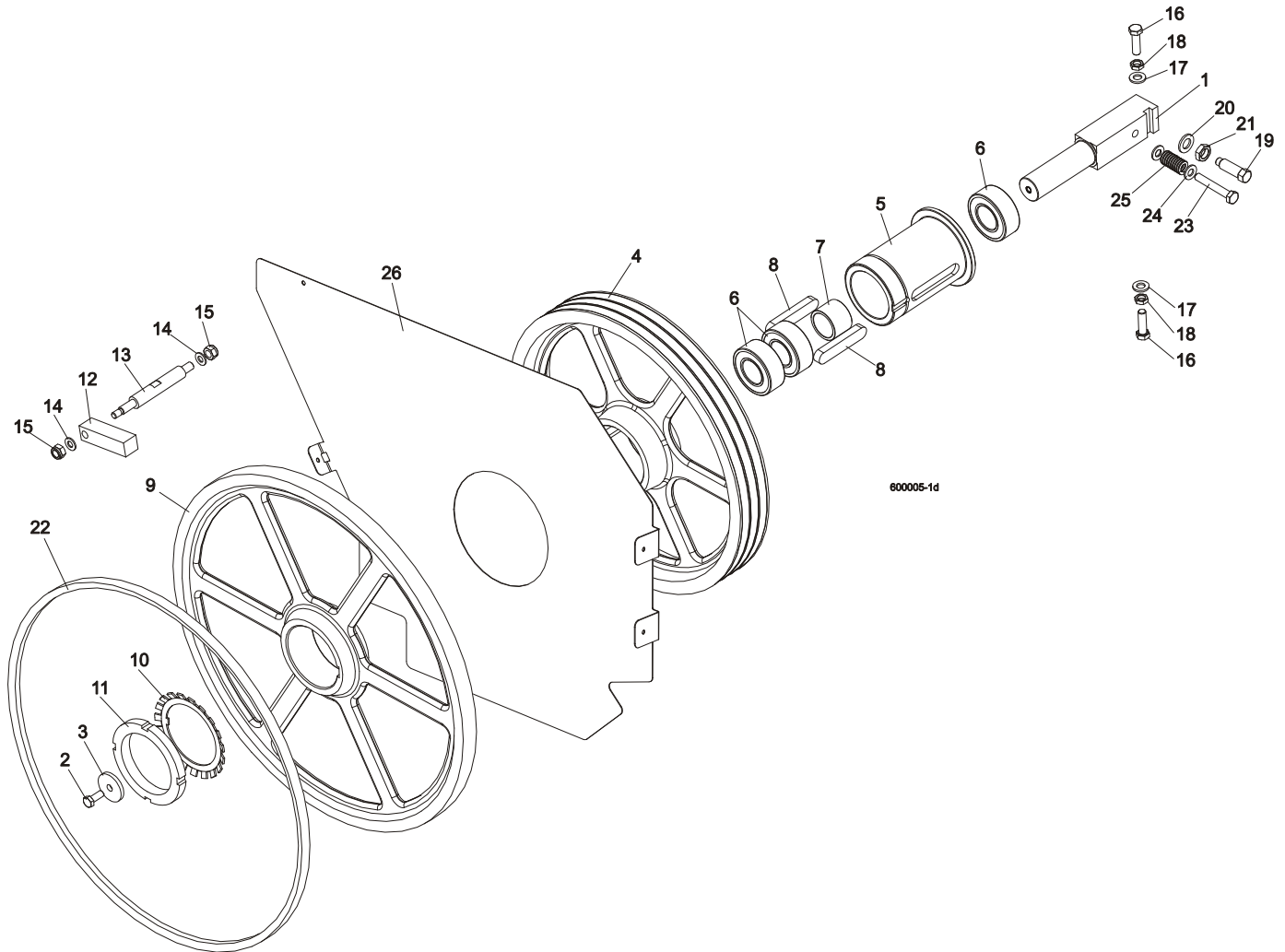
522502\_001  
522502\_MANUAL



REF	DESCRIPTION (◆ indicates parts available in assemblies only)	PART #	QTY
-	<b>ROLLER, BLADE GUIDE - EXTENDED W/BEARINGS</b>	522502	1
1	ROLLER, BLADE GUIDE EXTENDED	522501	1
2	RING, W28 INSIDE RETAINING	F81090-9	2
3	BEARING, 6001 2RSR (FAG, SKF)	087893	2
4	RING, ZINC-PLATED SPACER	087891-1	2
5	BUSHING, 12/16-17	522504-1	1
6	BOLT, 12/M10X50 12.9 ISO7379 SHOULDER	F81003-122	1

## SECTION 3 BLADE WHEELS & TENSIONER

### 3.1 Blade Drive Assembly




REF	DESCRIPTION (◆ indicates parts available in assemblies only)	PART #	QTY
1	SHAFT, BLADE DRIVE WHEEL	088475	1
2	BOLT, M10x25 8.8 HEX HEAD FULL THREAD	F81003-31	1
3	WASHER, BLADE DRIVE WHEEL	088956-1	1
	<b>PULLEY ASSEMBLY, BLADE DRIVE</b>	504808	1
4	Pulley, 3-Groove 484 mm Diameter	089457-1	1
5	Bushing, Blade Drive Wheel	504809	1
6	Bearing, 3208.2rsr.tvh (FAG) Rolling	088449	3
7	Spacer, 51x41x36.3 Drive Bearing	504810	1
8	Key, A20x12x100 Parallel	088477	2
9	<b>WHEEL, BLADE DRIVE</b>	090811	1
10	<b>WASHER, MB21 (FAG) LOCK</b>	088451	1
11	<b>NUT, KM21(M105X2) (FAG) LOCK</b>	088450	1
12	<b>BAR, WHEEL SCRAPER</b>	088781	1
13	<b>SHAFT, WHEEL SCRAPER</b>	088780-1	1

14	WASHER, 10.5 FLAT ZINC	F81055-1	2	
15	NUT, M12 8 HEX NYLON ZINC LOCK	F81034-2	2	
16	BOLT, M12X1.25X40-8.8 HEX HEAD FULL THRE	F81004-42	3	
17	WASHER, 13 FLAT ZINC	F81056-1	3	
18	NUT, M12X1.25-8 HEX THIN ZINC	F81034-5	3	
19	SCREW, M16X1.5X50-33H HEX HEAD FULL DOG POINT SET ZINC	F81006-14	1	
20	WASHER, 17 SPLIT LOCK ZINC	F81058-1	1	
21	NUT, M16x1.5-08-B ZINC THIN	F81036-6	1	
22	BELT, B72.5 BLADE WHEEL	017922-1	1	
23	BOLT, M10X65-8.8-B HEX HEAD ZINC	F81003-67	1	
24	WASHER, 10.5 FLAT ZINC	F81055-1	2	
25	SPRING, 3/4 O.D.X 1 1/2 DIE	034430	1	
26	PLATE, LT70AC SAW HEAD (OPTION)	100897-1	1	
	BELT, 3B/HB2462 La	089464	1	

### 3.2 Idle-Side Blade Wheel Assembly

525852\_OPER\_002  
525852\_MANUAL



REF	DESCRIPTION (◆ indicates parts available in assemblies only)	PART #	QTY
1	ARM, IDLE SIDE WHEEL ROCKER W/LEVER - COMPLETE <a href="#">See Section 3.5</a>	520539 <sup>1</sup>	1
1	ARM, IDLE SIDE WHEEL ROCKER W/LEVER - COMPLETE <a href="#">See Section 3.5</a>	533944 <sup>2</sup>	1
2	PIN WELDMENT, PIVOT	535310	1
3	WASHER, 21 FLAT ZINC	F81059-2	1
4	NUT, M20 ISO 4035 THIN ZINC	F81037-9	2
-	WHEEL, IDLE SIDE - COMPLETE	088764	1
5	WHEEL, IDLE SIDE BLADE	535356-1 <sup>3</sup>	1
	WHEEL, IDLE SIDE BLADE	090810 <sup>4</sup>	1
6	BEARING, 3309B.2RSR.TVH FAG	086428	1
7	RING, W100 INSIDE RETAINING	F81090-10	2
8	WASHER, IDLE BLADE WHEEL RETAINING	088957-1	1
9	BOLT, M10X25 8.8 HEX HEAD FULL THREAD	F81003-31	1
10	WASHER, SPACER ZINC-PLATED	503164-1	2
	BELT, B72.5 BLADE WHEEL	017922-1	1

<sup>1</sup> Wide sawheads - 525853, 523792: rocker 520539, idle wheel 088764 with 017922-1 belt.

Wide sawheads with 2" blade - 525853, 523792: rocker 520539, idle wide wheel 535355 without belt.

<sup>2</sup> Standard sawheads - 088770, 088771: rocker 533944, idle wheel 088764 with 017922-1 belt.

Standard sawheads with 2" blade - 525850, 525851 : rocker 533944, idle wide wheel 535355 without belt.

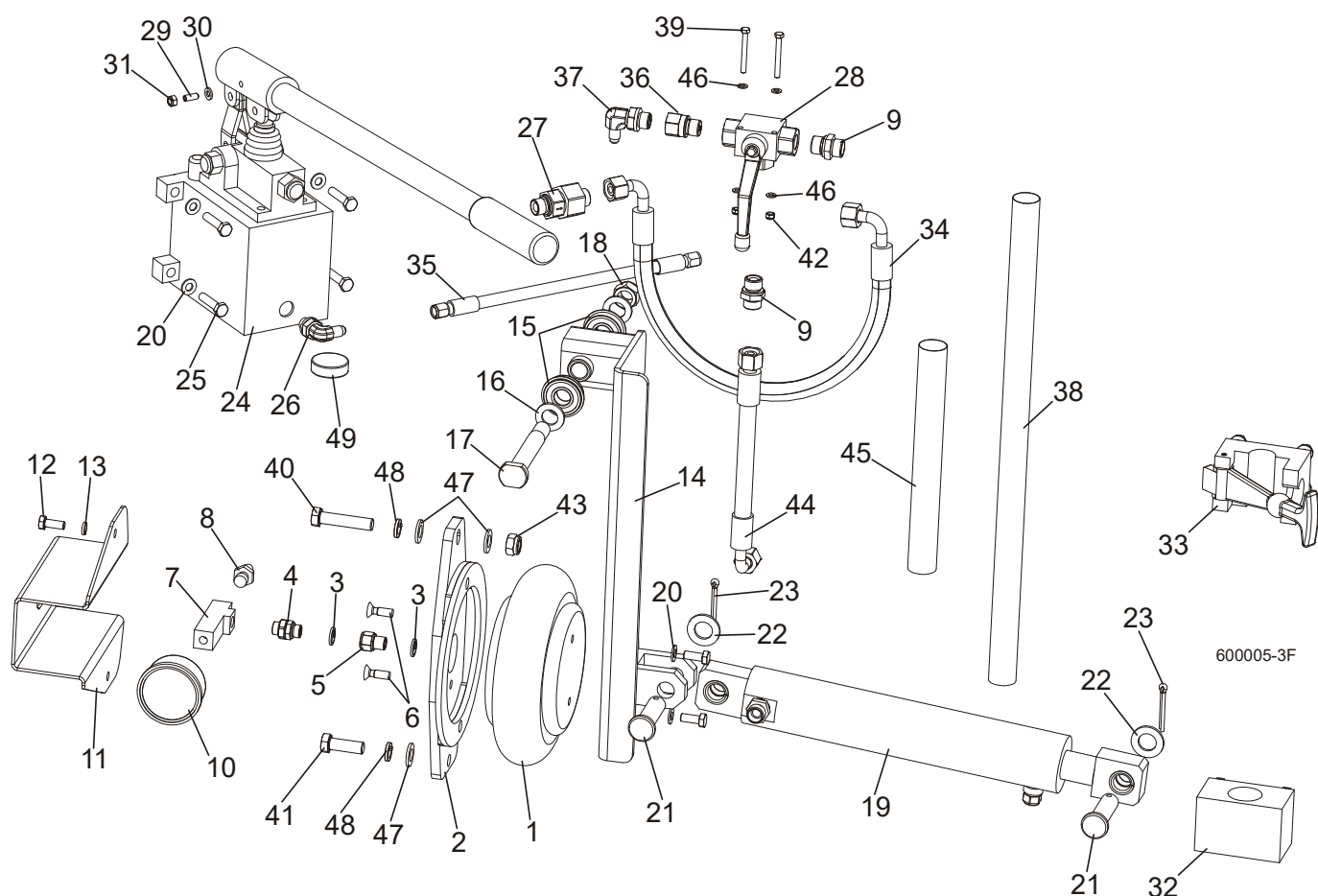
<sup>3</sup> Included in 535355.

<sup>4</sup> Included in 088764.

# 3 Blade Wheels & Tensioner

## Hydraulic Blade Tensioner Assembly

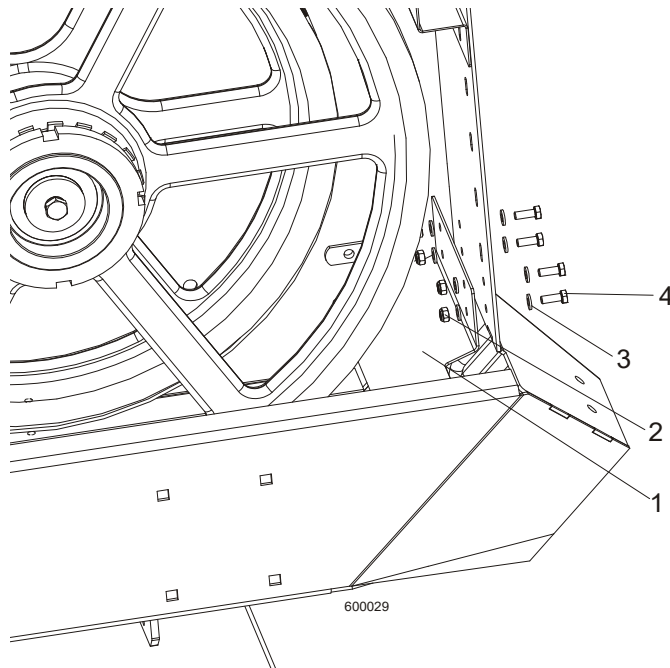
### 3.3 Hydraulic Blade Tensioner Assembly



REF	DESCRIPTION (◆ indicates parts available in assemblies only)	PART #	QTY
	<b>COMPLETE HYDRAULIC BLADE TENSIONER</b>	504801	1
1	BAG, POJ 192 308 100 0 AIR	088576	1
2	BRACKET, AIR BAG MOUNT	088798-1	1
3	SEAL, G1/4 866-014-000-0	090809	4
4	NIPPLE, 1/4 8632141400)BOSCH	097703	1
5	FITTING, 1/4 THREAD/1/4 THREAD 2521	097704	1
6	BOLT, M8X25 PAN HEAD ZINC	F81002-51	2
7	TEE CONNECTOR, SPECIAL	097702-1	1
8	FITTING, 1/4" THREAD 390 004 004 0 (REXROTH) AIR TANK VALVE	088575	1
9	FITTING, HD-GE-12L-BE-06 STRAIGHT	094561	2
10	GAUGE, M63T-2,5/20G G 1/8 0-0.6 MPA/PSI AIR PRESSURE	088568	1
11	GUARD, AIR PRESSURE GAUGE	088924-1	1
12	BOLT, M8X20 8.8 HEX HEAD FULL THREAD ZIN	F81002-4	4
13	WASHER 8,2 SPLIT LOCK ZINC	F81054-4	2
14	ARM, AIR CYLINDER	092779-1	1
15	BEARING W/SNAP RING 6203-2RS	086395	2
16	WASHER, 17 SPLIT LOCK ZINC	F81058-1	2
17	PIN, IDLER ARM MOUNT	086404	1

18	NUT, M16-8 HEX NYLON ZINC LOCK	F81036-2	2	
19	CYLINDER, HYDRAULIC - COMPLETE	092788	1	
	CYLINDER, SHDJ050/030X80 HYDRAULIC	092787-1	1	
	BUSHING, TUF1 18x120 CX	500106	4	
	FITTING, HD-GE-12L-BE-06 STRAIGHT	094561	1	
	VALVE, 2901-14-17 AIR VENT	090794	1	
20	WASHER, 8.4 FLAT ZINC	F81054-1	6	
21	PIN, PN-EN 22341-B-18X65X57-A2	F81049-4	2	
22	WASHER, 19 FLAT ZINC	F81060-1	2	
23	PIN, S-FE 5X40 COTTER	F81043-31	2	
24	PUMP, PMS12/TNK1 MANUAL W/TANK 1L	092789	1	
	PROTECTIVE BELLOWS	083829	1	
	HANDLE, PMS12	083728	1	
25	BOLT, M8X35-8.8 HEX HEAD FULL THREAD ZIN	F81002-13	4	
26	ELBOW, CA-204410-3	094562	1	
27	VALVE, RHV12LREDA3C CHECK	094559	1	
28	VALVE, BALL 3-WAY GE5L G3/8"	504803	1	
29	LATCH, GN615.3-M6-KN BALL THREADED	096874	1	
30	WASHER, 6.4 FLAT ZINC	F81053-1	1	
31	NUT, M6-8-B HEX NYLON ZINC LOCK	F81031-2	1	
32	BRACKET, TENSIONER PUMP HANDLE BOTTOM	096951	1	
33	BRACKET, TENSIONER PUMP HANDLE UPPER	092800	1	
34	HOSE, DN10 W/FITTING 10AOL 90 M18X1.5	504804	1	
35	HOSE, 1/4 W/FITTING JIC 7/16-20	504805	1	
36	FITTING, G 3/8 THROTTLE	096849	1	
37	ELBOW, CA-204411-3	094563	1	
38	HOSE PROTECTION	505178	1	
39	BOLT, M5X45 DIN933 A2-70 STAINLESS STEEL	F81000-22	2	
40	BOLT, M12X55-8.8 HEX HEAD ZINC	F81004-12	1	
41	BOLT, M12 X 35-8.8-FE/ZN5 HEX HEAD FULL	F81004-24	1	
42	NUT, M5-8 DIN985 ZINC-PLATED	F81030-2	2	
43	NUT, M12 8 HEX NYLON ZINC LOCK	F81034-2	1	
44	HOSE, DN12 W/FITTINGS PN10AOL90 I PN10AOL M1.5	096964	1	
45	HOSE PROTECTION	098489	1	
46	WASHER, 5.3 FLAT ZINC	F81052-1	4	
47	WASHER, 13 FLAT ZINC	F81056-1	3	
48	WASHER, Z12.2 SPLIT LOCK ZINC	F81056-2	2	
49	MAGNET, MW.38X12/N38 NEODYMIUM	500022	1	

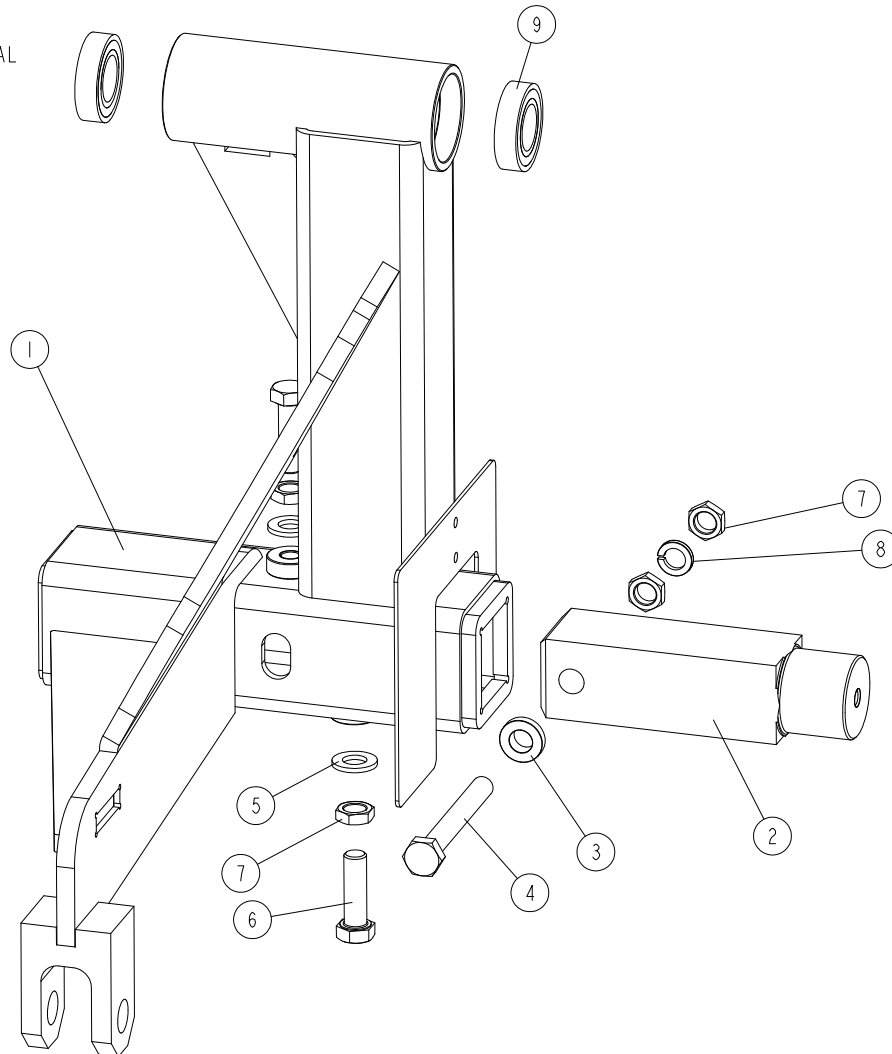
**3.4 Sawdust Flow Guide**



REF	DESCRIPTION (◆ indicates parts available in assemblies only)	PART #	QTY
1	GUIDE, SAWDUST FLOW PAINTED	090506	1
2	NUT, M6-8-B HEX NYLON ZINC LOCK	F81031-2	4
3	WASHER, 6.4 FLAT ZINC	F81053-1	8
4	BOLT M6X16 HH ZC FT 8.8 DIN 933	F81001-15	4



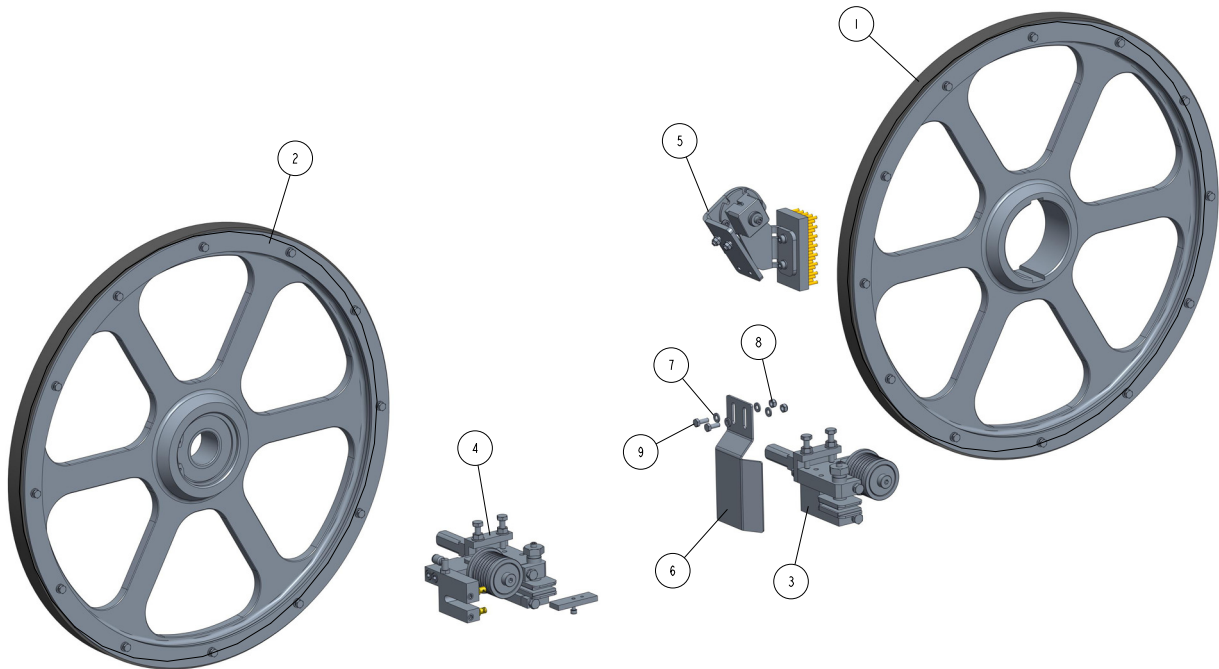
## 3.5 Idle Side Wheel Arm Rocker W/Lever (520539\_533944)

520539\_001  
520539\_MANUAL

REF	DESCRIPTION (◆ indicates parts available in assemblies only)	PART #	QTY	
-	ARM, IDLE SIDE WHEEL ROCKER W/LEVER - COMPLETE	520539	1	
-	ARM, IDLE SIDE WHEEL ROCKER W/LEVER - COMPLETE	533944	1	
1	ARM, IDLE SIDE WHEEL ROCKER W/LEVER	520540-1 <sup>1</sup>	1	
	ARM, IDLE SIDE WHEEL ROCKER W/LEVER	533943-1 <sup>2</sup>	1	
2	SHAFT, IDLE SIDE BLADE WHEEL	088474	1	
3	WASHER, ZINC-PLATED SPECIAL	086769-1	2	
4	BOLT, M12X1.25X100-8.8 HEX HEAD FULL THREAD ZINC	F81004-41	1	
5	WASHER, 13 FLAT ZINC	F81056-1	2	
6	BOLT, M12X1.25X40-8.8 HEX HEAD FULL THREAD ZINC	F81004-42	2	
7	NUT, M12X1.25-8 HEX THIN ZINC	F81034-5	4	
8	WASHER, Z12.2 SPLIT LOCK ZINC	F81056-2	1	
9	BEARING, 6005 2RS PN-85/M-86100	089652	2	

<sup>1</sup> Included in 520539<sup>2</sup> Included in 533944

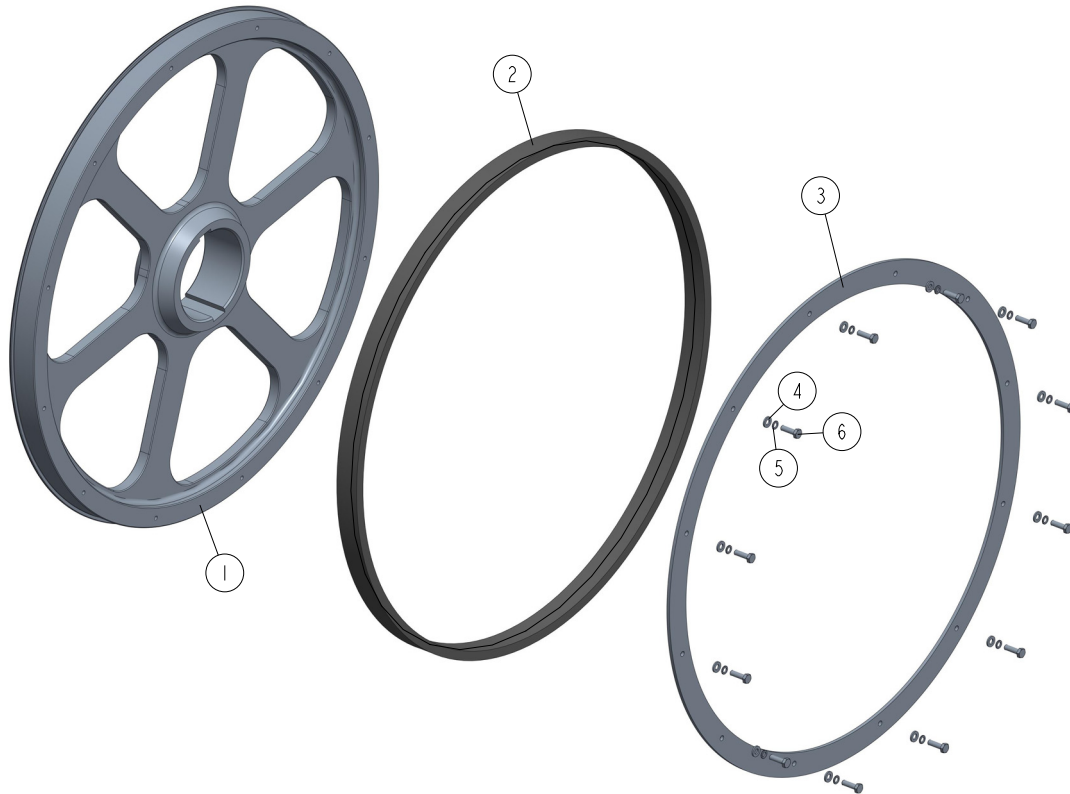
## 3.6 Blade Drive Wheels And Rollers Assembly, 2" Blade (586000)

586000\_001\_A  
586000

REF	DESCRIPTION (◆ indicates parts available in assemblies only)	PART #	QTY
-	<b>BLADE DRIVE WHEELS AND ROLLERS ASSEMBLY, 2" BLADE</b>	<b>586000</b>	<b>1</b>
1	ASSY., BLADE WHEEL (2" BLADE) <a href="#">See Section 3.7</a>	582126	1
2	BLADE WHEEL, 2" IDLE SIDE - COMPLETE <a href="#">See Section 3.8</a>	582125	1
3	BLADE GUIDE W/EXTENDED ROLLER, DRIVE SID <a href="#">See Section 2.7</a>	524863	1
4	BLADE GUIDE W/EXTENDED ROLLER, IDLE SIDE <a href="#">See Section 2.6</a>	524855	1
5	BLADE WHEEL WIPER & SCRAPER ASSEMBLY <a href="#">See Section 3.9</a>	586150	1
6	GUARD, BLADE GUIDE ROLLER	586134-1	1
7	WASHER, 6.4 FLAT ZINC	F81053-1	4
8	NUT, M6-8-B HEX NYLON ZINC LOCK	F81031-2	2
9	BOLT M6X16 HH ZC FT 8.8 DIN 933	F81001-15	2

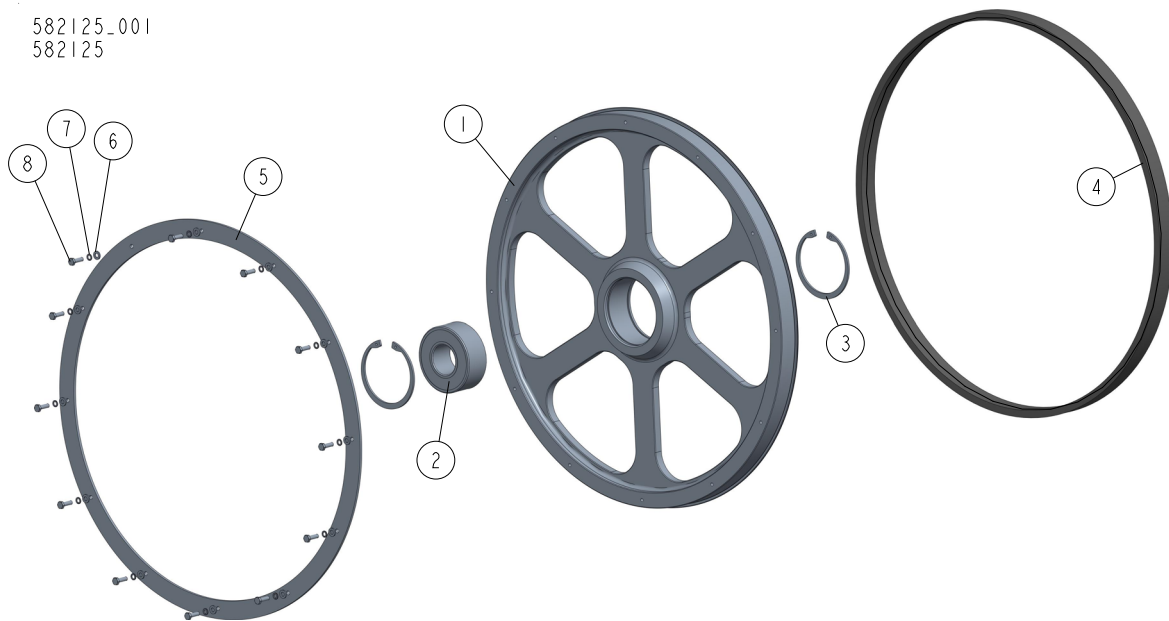
### 3.7 2" Blade Drive Wheel (582126)

582126\_001  
582126



REF	DESCRIPTION (◆ indicates parts available in assemblies only)	PART #	QTY
-	ASSY., BLADE WHEEL (2" BLADE)	582126	1
1	BLADE WHEEL	578644-1	1
2	V-BELT, 1 1/8" LENGTH 72.5	547257	1
3	FLANGE	582131-1	1
4	WASHER, 6.4 FLAT ZINC	F81053-1	12
5	WASHER, Z 6.1 SPLIT LOCK	F81053-3	12
6	BOLT, M6X20 8.8 HEX HEAD FULL THREAD ZIN	F81001-2	12

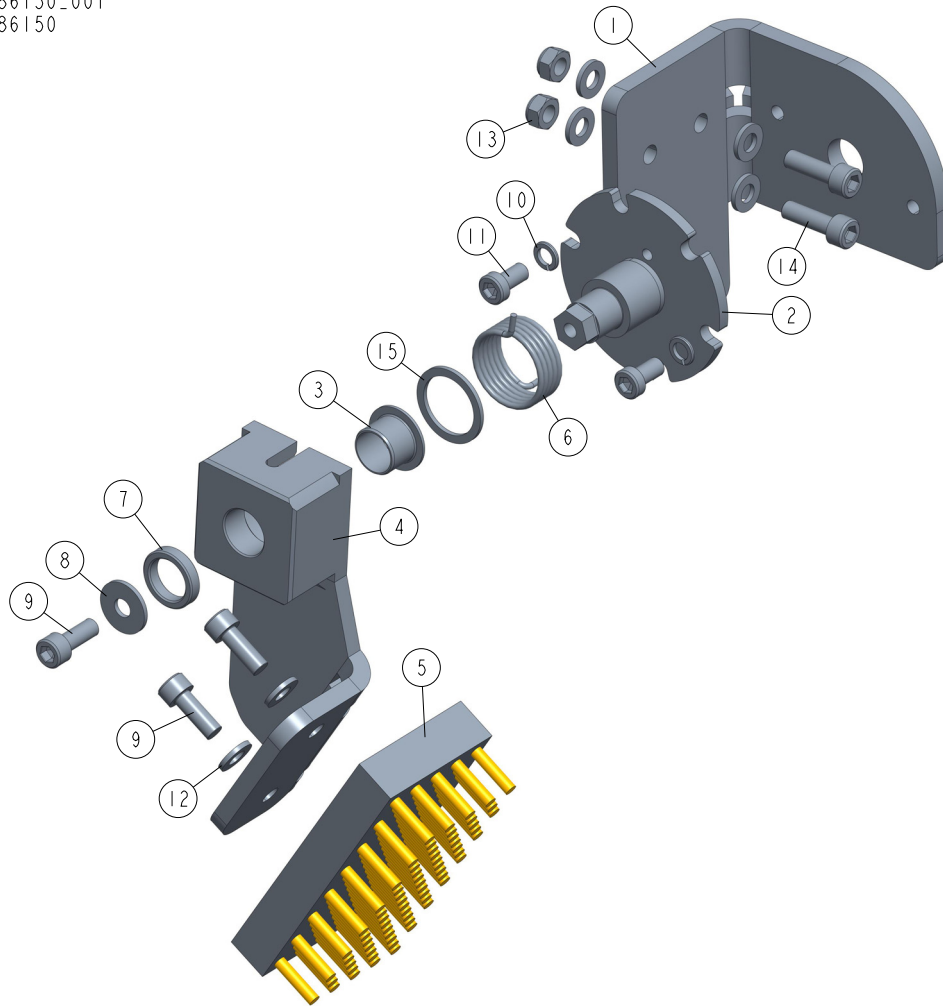
## 3.8 Idle Side 2" Blade Wheel (582125)

582125-001  
582125

REF	DESCRIPTION (◆ indicates parts available in assemblies only)	PART #	QTY
-	BLADE WHEEL, 2" IDLE SIDE - COMPLETE	582125	1
1	BLADE WHEEL, IDLE SIDE	578645-1	1
2	BEARING, 3309B.2RSR.TVH FAG	086428	1
3	RING, W100 INSIDE RETAINING	F81090-10	2
4	V-BELT, 1 1/8" LENGTH 72.5	547257	1
5	FLANGE	582131-1	1
6	WASHER, 6.4 FLAT ZINC	F81053-1	12
7	WASHER, Z 6.1 SPLIT LOCK	F81053-3	12
8	BOLT, M6X20 8.8 HEX HEAD FULL THREAD ZIN	F81001-2	12

### 3.9 Drive Blade Wheel Wiper & Scraper Assembly (586150)

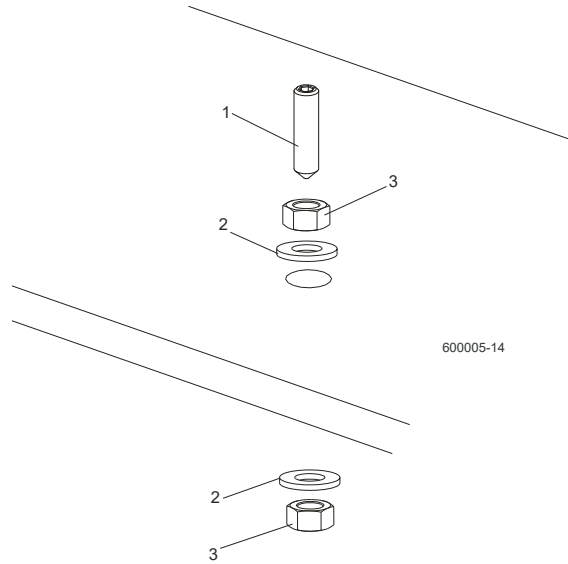
586150\_001  
586150



REF	DESCRIPTION (◆ indicates parts available in assemblies only)	PART #	QTY
-	<b>BLADE WHEEL WIPER &amp; SCRAPER ASSEMBLY</b>	586150	1
1	BRACKET, BLADE WHEEL WIPER & SCRAPER	586149-1	1
2	SHAFT WELDMENT, SWEEPER	586124-1	1
3	BUSHING, IGUS: JFM_1416_12_1	569013	1
4	BRACKET, BRUSH, LATH	586151-1	1
5	BRUSH, LATH	586126	1
6	SPRING, EXTENSION	586127-1	1
7	BUSHING, SPACER	570020-1	1
8	WASHER, 6.5 SPECIAL FLAT ZINC	F81053-11	1
9	SCREW, M6X16 8.8 HEX SOCKET HEAD CAP ZIN	F81001-21	3
10	WASHER, Z 6.1 SPLIT LOCK	F81053-3	2
11	SCREW, M6X12-10.9 DIN 7984 HEX SOCKET TH	F81001-80	2
12	WASHER, 6.4 FLAT ZINC	F81053-1	6
13	NUT, M6-8-B HEX NYLON ZINC LOCK	F81031-2	2
14	SCREW, M6X20 8.8 HEX SOCKET HEAD CAP ZIN	F81001-22	2
15	WASHER, 20.5X26X1.5 ZINC-PLATED	524526	1

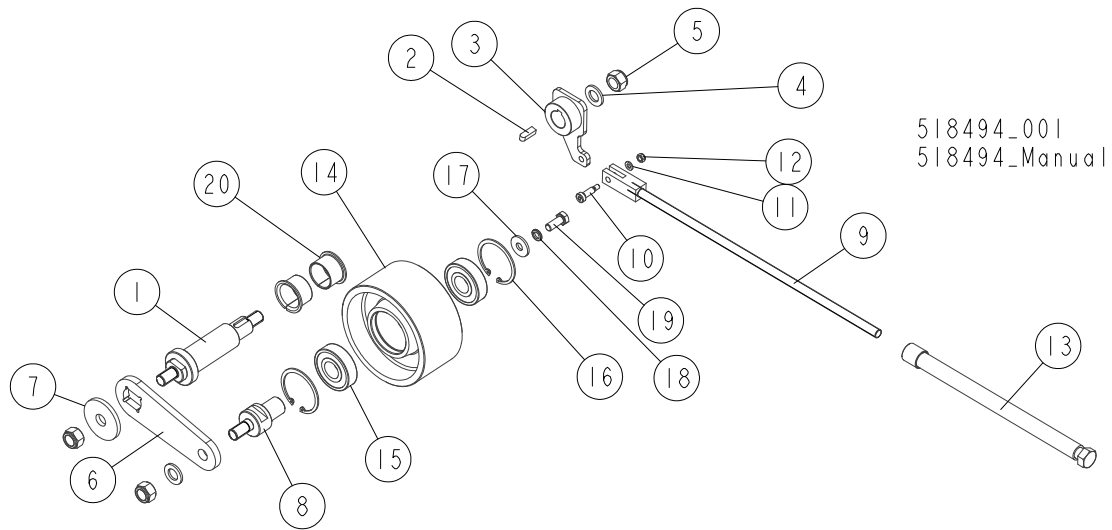
**SECTION 4 SAW HEAD**

**4.1 Middle Throat Screw**



REF	DESCRIPTION (◆ indicates parts available in assemblies only)	PART #	QTY	
1	SCREW, M10X40-45H HEX SOCKET SET CONE POINT ZINC	F81003-61	1	
2	WASHER, 10.5 FLAT ZINC	F81055-1	2	
3	NUT, M10-8-B-HEX ZINC	F81033-3	2	

## 4.2 Drive Belt Tensioner (DC)



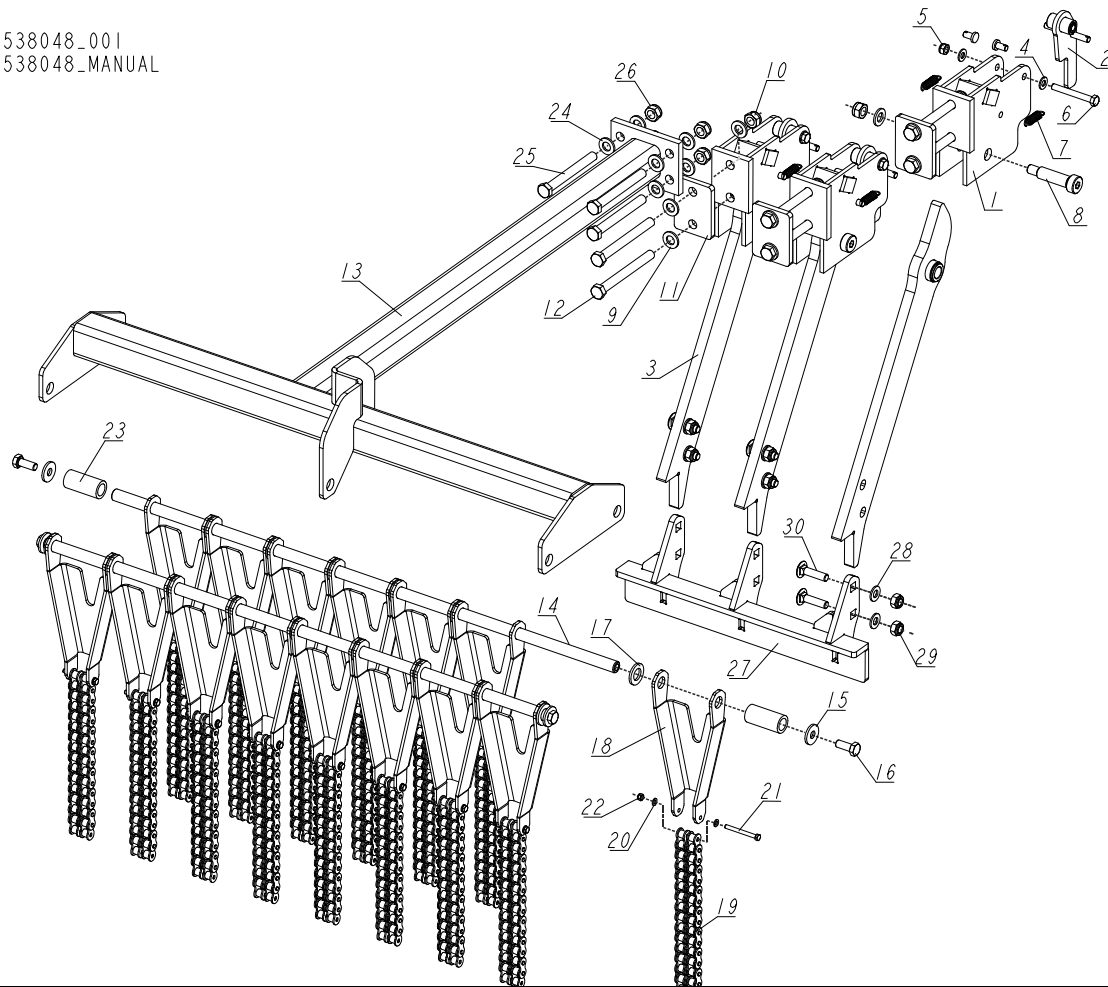
REF.	DESCRIPTION (◆ Indicates Parts Available In Assemblies Only)	PART #	QTY
	<b>TENSIONER, LT70 DC DRIVE BELT - COMPLETE</b>	<b>518494</b>	<b>1</b>
1	SHAFT, BLADE TENSIONER ZINC-PLATED	518495-1	1
2	KEY, AB 8X7X25 PARALLEL	099848	1
3	ARM WELDMENT, BELT TENSIONER	518496-1	1
4	WASHER, 17 SPLIT LOCK ZINC	F81058-1	2
5	NUT, M16-8 HEX NYLON ZINC LOCK	F81036-2	3
6	ARM, TENSION WHEEL ZINC-PLATED	518051-1	1
7	WASHER, 17.5/60-6 ZINC-PLATED	098012-1	1
8	SHAFT, BELT TENSION WHEEL ZINC-PLATED	518052-1	1
9	ROD WELDMENT, THREADED ZINC-PLATED	088789-1	1
10	BOLT, 8/M6X20-12.9 ISO 7379 SHOULDER	F81001-25	1
11	WASHER, 6.4 FLAT ZINC	F81053-1	1
12	NUT, M6-8-B HEX NYLON ZINC LOCK	F81031-2	1
13	TUBE WELDMENT, THREADED ZINC-PLATED	088782-1	1
	<b>WHEEL, LT70DC BELT TENSION - COMPLETE</b>	<b>514843</b>	<b>1</b>
14	WHEEL, BELT TENSION	509882	1
15	BEARING, .9843X2.4409X.6693	P08066	2
16	RING, 62W INSIDE RETAINING	F81090-1	2
17	WASHER, 11/30-3 ZINC-PLATED	088787-1	1
18	WASHER, Z 10.2 SPLIT LOCK ZINC	F81055-2	1
19	BOLT, M10X25 8.8 HEX HEAD FULL THREAD ZINC	F81003-11	1
20	BEARING, PCMF 353926E SLIDE (SKF)	518043	2

# 4 SAW HEAD

## Board Return Assembly (Optional)

### 4.3 Board Return Assembly (Optional)

538048\_001  
538048\_MANUAL

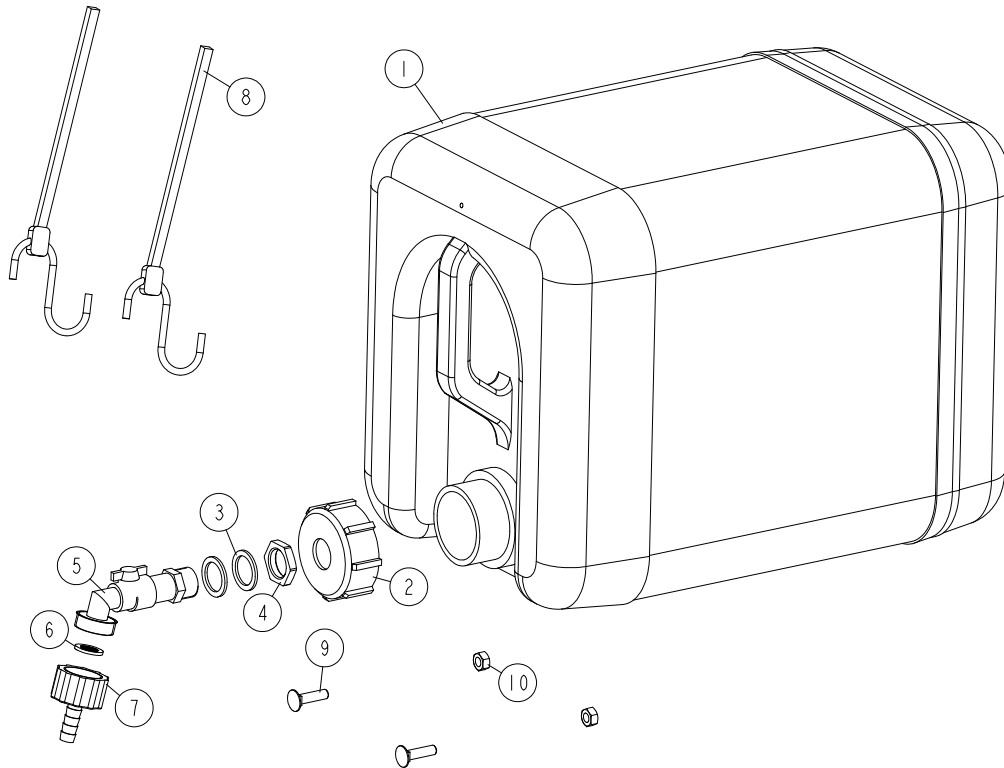


REF	DESCRIPTION (◆ indicates parts available in assemblies only)	PART #	QTY
-	<b>BOARD RETURN ASSEMBLY</b>	538048	1
-	ARM, BOARD RETURN - COMPLETE	538049	3
1	MOUNT WELDMENT, BOARD RETURN ARM	090109-1	1
2	LATCH WELDMENT, BOARD RETURN ARM	090118-1	1
3	ARM WELDMENT, BOARD RETURN	538100-1	1
4	WASHER, 8.4 FLAT ZINC	F81054-1	2
5	NUT, M8-8-B HEX NYLON ZINC LOCK	F81032-2	1
6	BOLT, M8X65 5.8 HEX HEAD ZINC	F81002-3	1
7	SPRING, 1.6X12X38 EXTENSION	092208	2
8	BOLT, N16/M12X50 12.9 ISO 7379 "BOSSARD"	F81004-25	1
9	WASHER, 13 FLAT ZINC	F81056-1	5
10	NUT, M12 8 HEX NYLON ZINC LOCK	F81034-2	3
11	WASHER, SPECIAL	092756-1	1
12	BOLT, M12X120-8.8 HEX HEAD ZINC	F81004-38	2
-	GUIDE, BOARD RETURN	538033	1
13	GUIDE WELDMENT, BOARD RETURN	538034-1	1
14	ROD, BOARD RETURN GUIDE	539459-1	2
15	WASHER, 10.5 SPECIAL FLAT ZINC	F81055-6	4
16	BOLT, M10X25 8.8 HEX HEAD FULL THREAD	F81003-31	4



REF	DESCRIPTION (◆ indicates parts available in assemblies only)	PART #	QTY	
17	WASHER, 17 SPLIT LOCK ZINC	F81058-1	15	
-	CHAIN ASSEMBLY	538032	15	
18	BRACKET, CHAIN	538031-1	1	
19	CHAIN, 10B-2 15-LINK	538014	1	
20	WASHER, 5.3 FLAT ZINC	F81052-1	2	
21	BOLT, M5X50-8.8 HEX HEAD ZINC	F81000-1	1	
22	NUT, M5-8 DIN985 ZINC-PLATED	F81030-2	1	
23	BUSHING, 17/25-53	538043-1	2	
24	WASHER, 13 FLAT ZINC	F81056-1	8	
25	BOLT, M12X110-8.8-B HEX HEAD ZINC	F81004-47	4	
26	NUT, M12 8 HEX NYLON ZINC LOCK	F81034-2	4	
-	ANGLE, BOARD PUSH-OFF - COMPLETE	538052	1	
27	ANGLE, BOARD PUSH-OFF	538046-1	1	
28	WASHER, 10.5 FLAT ZINC	F81055-1	6	
29	NUT, M10-8-B HEX NYLON ZINC LOCK	F81033-1	6	
30	BOLT, M10X40-8.8 CARRIAGE ZINC	F81003-40	6	

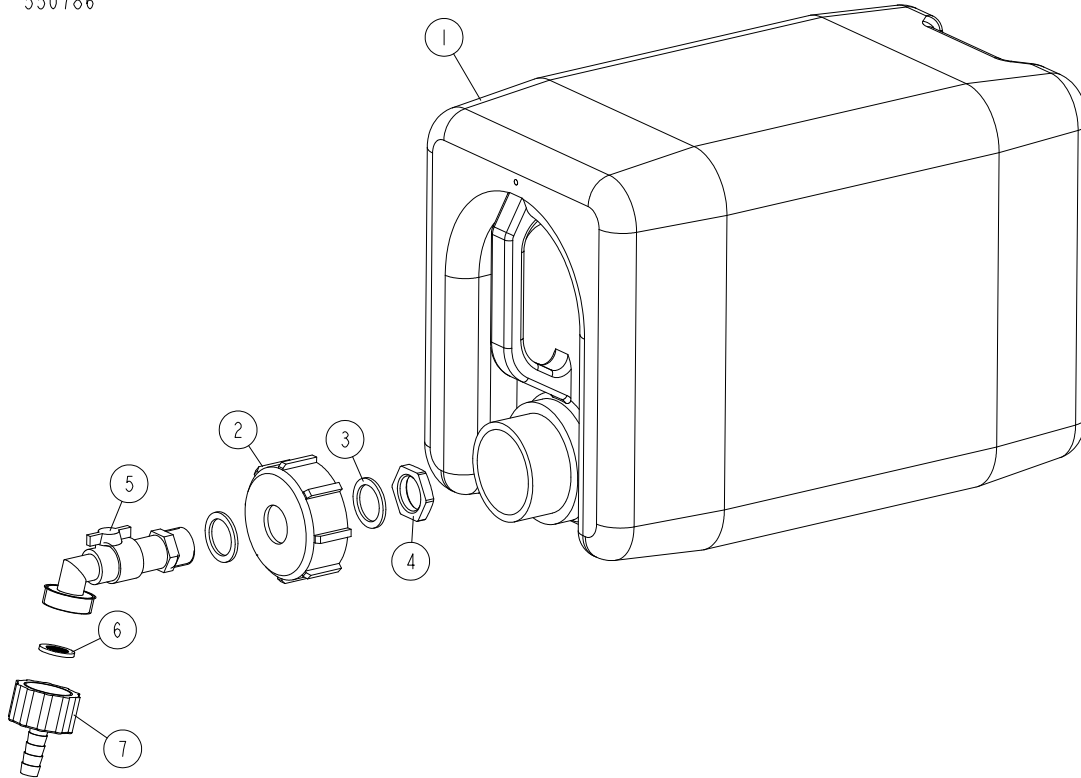
## 4.4 Water Lube Assembly

550787\_001\_MANUAL  
550787\_MANUAL

REF	DESCRIPTION (◆ indicates parts available in assemblies only)	PART #	QTY	
-	TANK, OIL	550787	1	
1	BOTTLE, WATER	513866	1	
2	NUT, BOTTLE	550785	1	
3	SEAL, 27X20X1.5 ESSENTRA 467673 RUBBER	550780	2	
4	NUT, 1/2 ESSENTRA 467615 GLAND	550779	1	
5	FITTING, WATER LUBE SHUTOFF VALVE	550776	1	
6	FILTER, WATER LUBE	550778	1	
7	FITTING, G3/4" X 10MM HOSE BARB	550777	1	
8	STRAP, 20" RUBBER W/HOOK	P11668	2	
9	BOLT, 1/4-20 X 1" CARRIAGE HEAD	F05005-34	2	
10	NUT, 1/4-20 LOCK	F05010-21	2	

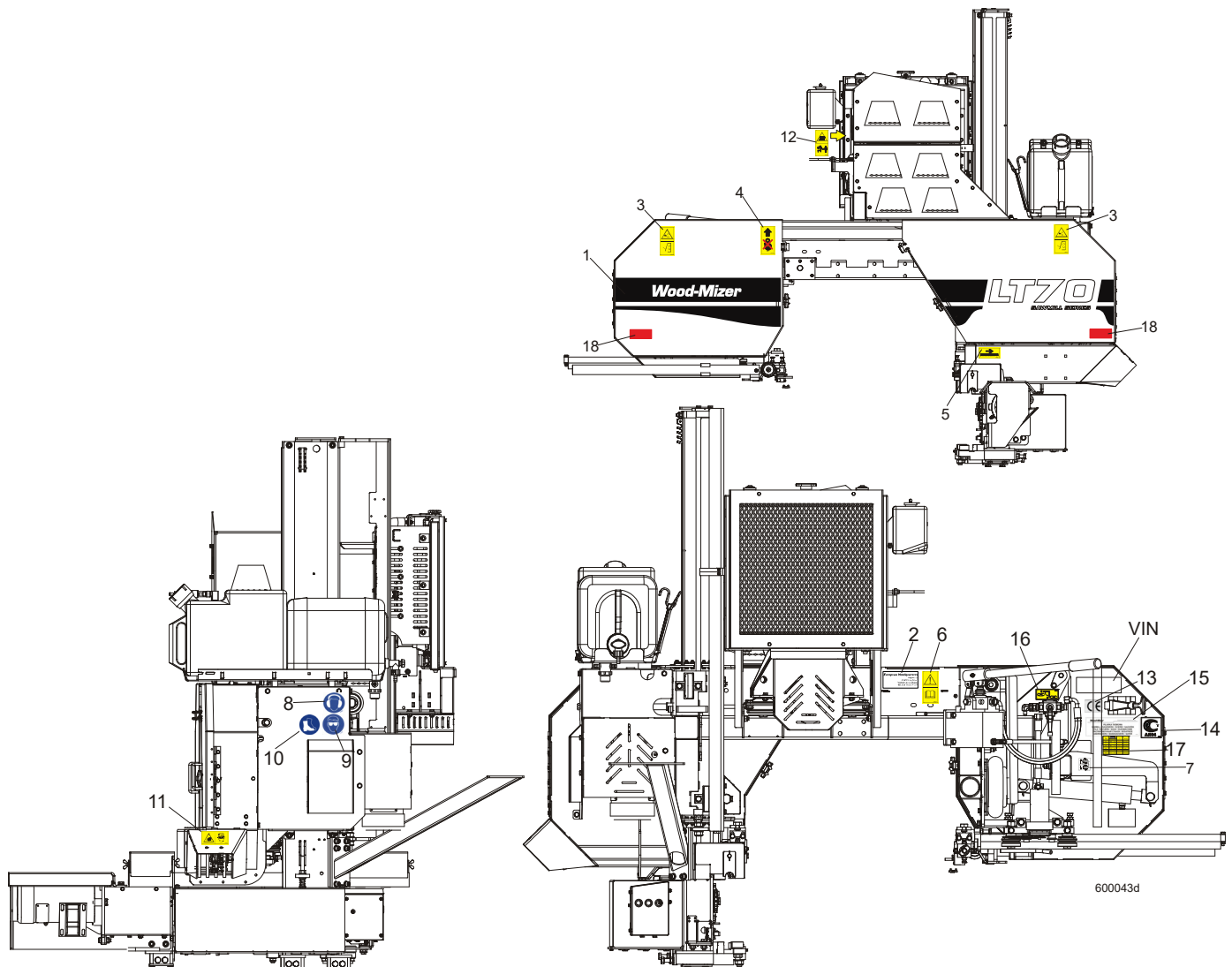
## 4.5 Oil Tank

550786\_001  
550786



REF	DESCRIPTION (◆ indicates parts available in assemblies only)	PART #	QTY
-	TANK, OIL	550786	1
1	TANK, 10L OIL	711400	1
2	NUT, BOTTLE	550785	1
3	SEAL, 27X20X1.5 ESSENTRA 467673 RUBBER	550780	2
4	NUT, 1/2 ESSENTRA 467615 GLAND	550779	1
5	FITTING, WATER LUBE SHUTOFF VALVE	550776	1
6	FILTER, WATER LUBE	550778	1
7	FITTING, G3/4" X 10MM HOSE BARB	550777	1

## 4.6 LT70DC Saw Head Decals

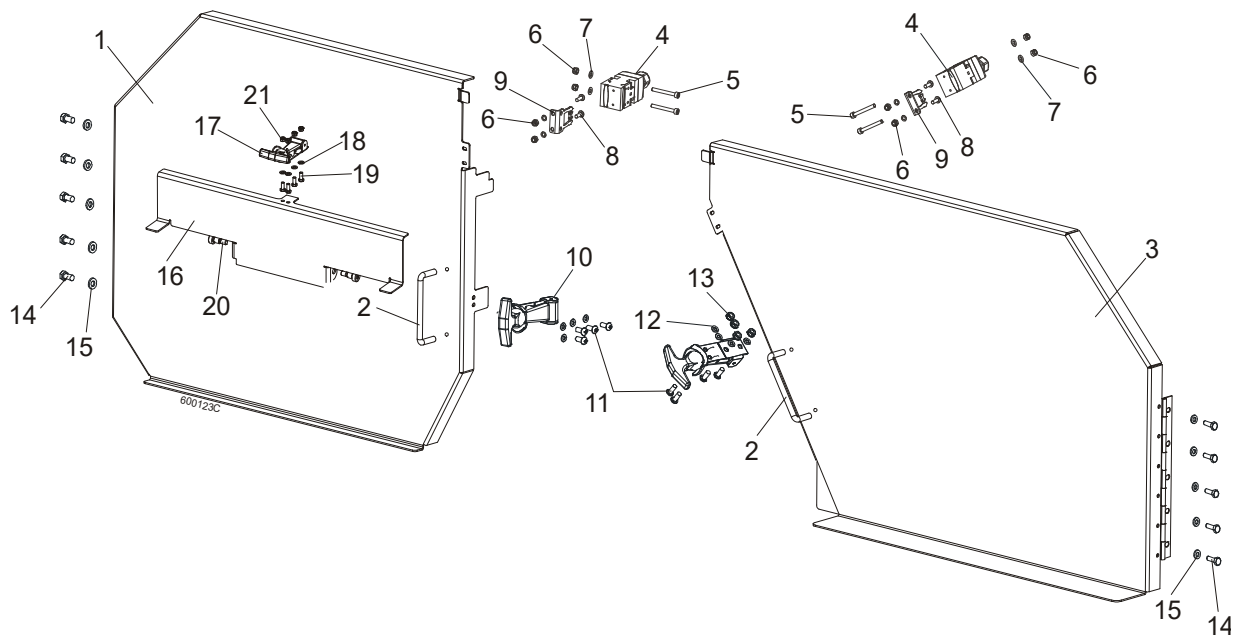


600043d

REF.	DESCRIPTION (◆ Indicates Parts Available In Assemblies Only)	PART #	QTY
1	DECAL, LT70 SERIES SAWMILL	092764	1
	PICTOGRAPHIC DECAL KIT, LT70DC	099519	1
2	DECAL, EUROPEAN HEADQUARTERS ADDRESS	015841	1
3	DECAL, SAWMILL COVERS CAUTION (PICTOGRAM)	099220	1
4	DECAL, PICTOGRAM (BLACK ARROW & HOOK)	085977B	1
5	DECAL, BLADE MOVEMENT DIRECTION (PICTOGRAM)	096321	1
6	DECAL, READ OPERATOR'S MANUAL (PICTOGRAM)	096317	1
7	DECAL, BLADE ALIGNMENT (PICTOGRAM)	P11789-70	1
8	DECAL, EYE PROTECTION WARNING (PICTOGRAM)	S12004G	1
9	DECAL, EAR PROTECTION WARNING (PICTOGRAM)	S12005G	1
10	DECAL, USE SAFETY BOOTS (PICTOGRAM)	501465	1
11	DECAL, SAWDUST CHUTE WARNING (PICTOGRAM)	099222	1
12	DECAL, KEEP AWAY - HOT PARTS	086099	1
13	DECAL, CE CERTIFIED SAWMILL (SMALL)	P85070	2
14	DECAL, RUSSIAN SAFETY CERTIFICATION	099401	1
15	DECAL, INTERNATIONAL SAWMILL NAME	501466	1

	DECAL, BLADE SETTING	P85066-70	1	
	DECAL, KEEP AWAY DANGER, PICTOGRAM	099221	1	
	DECAL, MAX. OIL PRESSURE, PICTOGRAM	099524	1	
<b>16</b>	DECAL, LEVER OF TENSIONER'S BALL VALVE	505189	1	
<b>17</b>	DECAL, BLADE TENSION VALUES	518439	1	
<b>18</b>	<b>REFLECTOR, 2" DIA. RED (FOR PORTABLE SAWMILLS ONLY)</b>	521701	2	
	<b>DECAL, STAY A SAFE DISTANCE FROM THE BLADE (FOR DEBARKERS)</b>	098176	1	

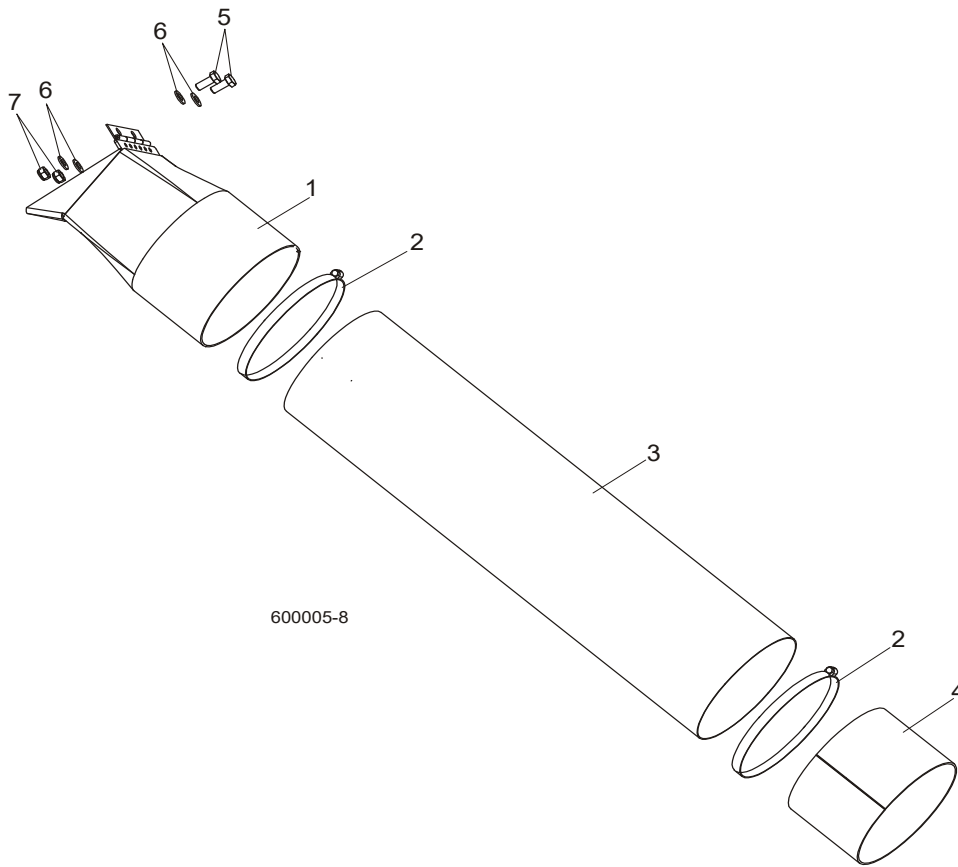
## 4.7 Blade Housing Covers



REF	DESCRIPTION (◆ indicates parts available in assemblies only)	PART #	QTY	
	<b>COVER ASSEMBLY, IDLE SIDE BLADE HOUSING</b>	088920	1	
1	Cover Assembly, Idle Side Blade Housing	088915-1	1	
2	Handle, Blade Housing Cover	P08065	1	
	<b>COVER ASSEMBLY, DRIVE SIDE BLADE HOUSING</b>	088921	1	
3	Cover Assembly, Drive Side Blade Housing	088917-1	1	
2	Handle, Blade Housing Cover	P08065	1	
4	<b>SWITCH, AZ17-11ZRK SAFETY 1</b>	094232	2	
5	<b>SCREW, M4X35 8.8 HEX SOCKET HEAD CAP ZIN</b>	F81011-34	4	
6	<b>NUT, M3-6-HEX NYLON ZINC LOCK</b>	F81028-2	8	
7	<b>WASHER, 4.3 FLAT ZINC</b>	F81051-2	8	
8	<b>SCREW, M4X12 5.8-B SLOTTED COUNTERSUNK H</b>	F81011-41	4	
9	<b>KEY, AZ17/170-B5 SAFETY SWITCH 2</b>	094422	4	
10	<b>LATCH, FLEXIBLE DRAW</b>	014829	2	
11	<b>BOLT, M5X12 8.8 HEX HEAD FULL THREAD ZIN</b>	F81000-5	8	
12	<b>WASHER, 5.3 FLAT ZINC</b>	F81052-1	8	
13	<b>NUT, M5-8 DIN985 ZINC-PLATED</b>	F81030-2	8	
14	<b>BOLT M6X16 HH ZC FT 8.8 DIN 933</b>	F81001-15	10	
15	<b>WASHER, 6.4 FLAT ZINC</b>	F81053-1	10	
	<b>COVER, LT70 BLADE UPPER - COMPLETE</b>	<b>511536</b> <sup>1</sup>	<b>1</b>	
	<b>COVER, LT70 BLADE UPPER - COMPLETE</b>	<b>523795</b> <sup>2</sup>	<b>1</b>	
16	PLATE, LT70 UPPER COVER	511802-1 <sup>3</sup>	1	
	PLATE, LT70 UPPER COVER	524277-1 <sup>4</sup>	1	
17	LATCH, FLEXIBLE DRAW	014829	1	
18	WASHER, 5.3 FLAT ZINC	F81052-1	2	
19	BOLT, M5X12 8.8 HEX HEAD FULL THREAD ZIN	F81000-5	4	
20	BOLT, 10/M8X12-12.9 BOSSARD SHOULDER	F81003-62	2	
21	NUT, M5-8 DIN985 ZINC-PLATED	F81030-2	2	

- 
- <sup>1</sup> Belongs to 088771 and 88770
  - <sup>2</sup> Belongs to 525852, 525853, 525854, 523792
  - <sup>3</sup> Belongs to 511536
  - <sup>4</sup> Belongs to 523795

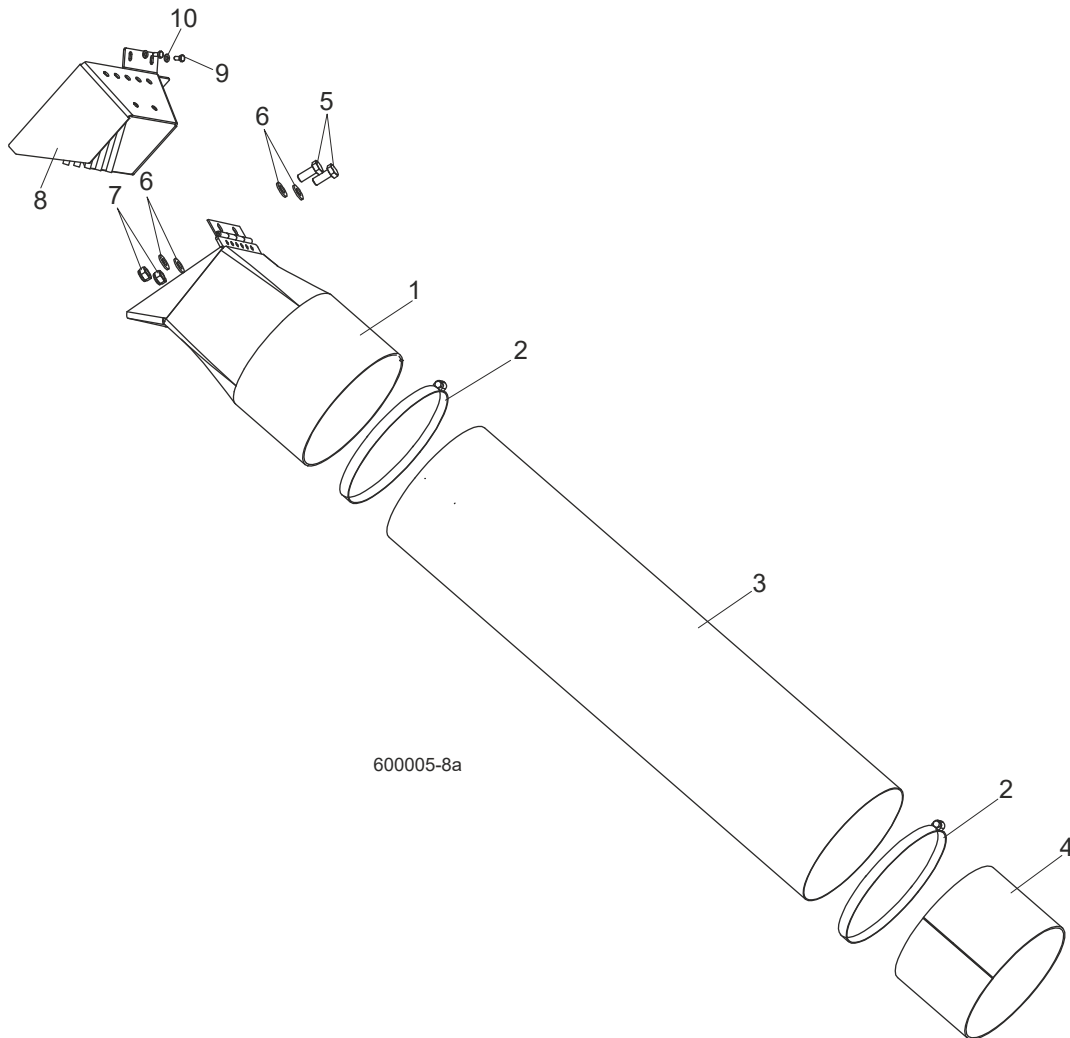
**4.8 Sawdust Chute**



REF	DESCRIPTION (◆ indicates parts available in assemblies only)	PART #	QTY
1	CHUTE WELDMENT, SAWDUST	089352-1	1
2	CLAMP, 152 MM	089358	2
3	TUBE, SAWDUST CHUTE	090153	1
4	TUBE, CHUTE END	090126-1	1
5	BOLT, M8X20 8.8 HEX HEAD FULL THREAD ZIN	F81002-4	2
6	WASHER, 8.4 FLAT ZINC	F81054-1	4
7	NUT, M8-8-B HEX NYLON ZINC LOCK	F81032-2	2



### 4.9 Sawdust Chute (LT70 Wide only)



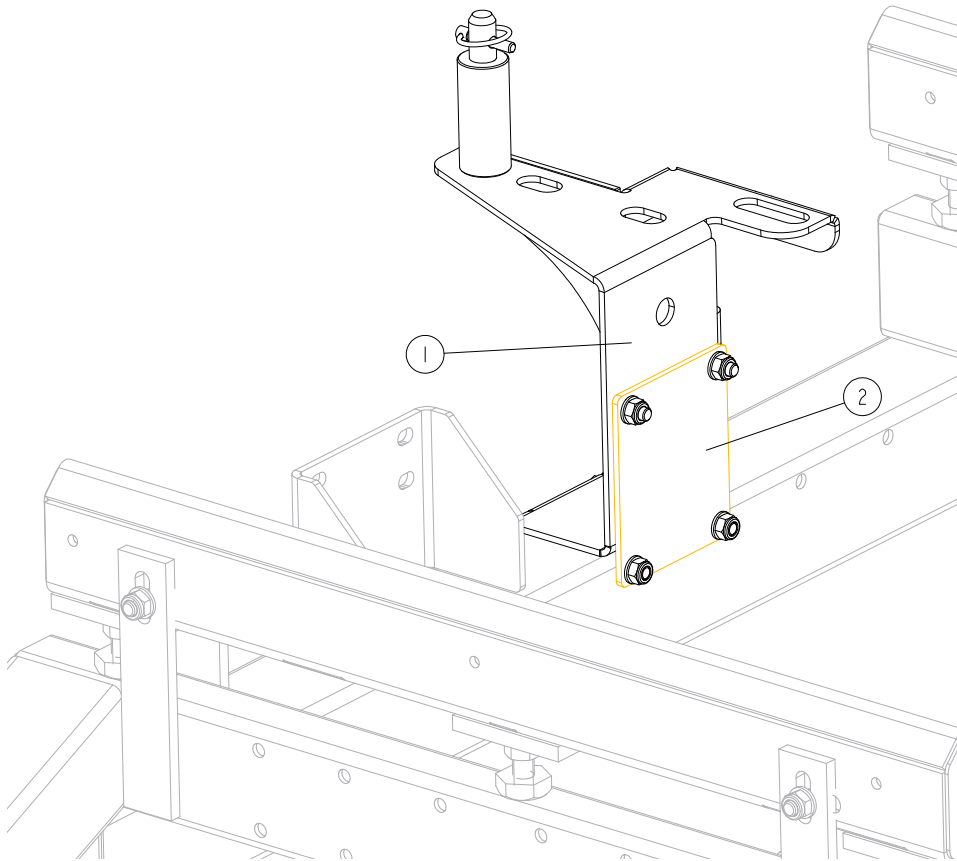
REF	DESCRIPTION (◆ indicates parts available in assemblies only)	PART #	QTY	
1	CHUTE WELDMENT, SAWDUST	089352-1	1	
2	CLAMP, 152 MM	089358	2	
3	TUBE, SAWDUST CHUTE	089357	1	
4	TUBE, CHUTE END	090126-1	1	
5	BOLT, M8X20 8.8 HEX HEAD FULL THREAD ZIN	F81002-4	2	
6	WASHER, 8.4 FLAT ZINC	F81054-1	4	
7	NUT, M8-8-B HEX NYLON ZINC LOCK	F81032-2	2	
8	OUTLET SAWDUST (WIDE HEAD ONLY)	530184-1	1	
9	BOLT, M6X12-8.8 HEX HEAD FULL THREAD ZIN	F81001-7	2	
10	WASHER, 6.4 FLAT ZINC (WIDE HEAD ONLY)	F81053-1	2	

# 4 SAW HEAD

## Saw Head Rest Bracket & Plate Mount

### 4.10 Saw Head Rest Bracket & Plate Mount

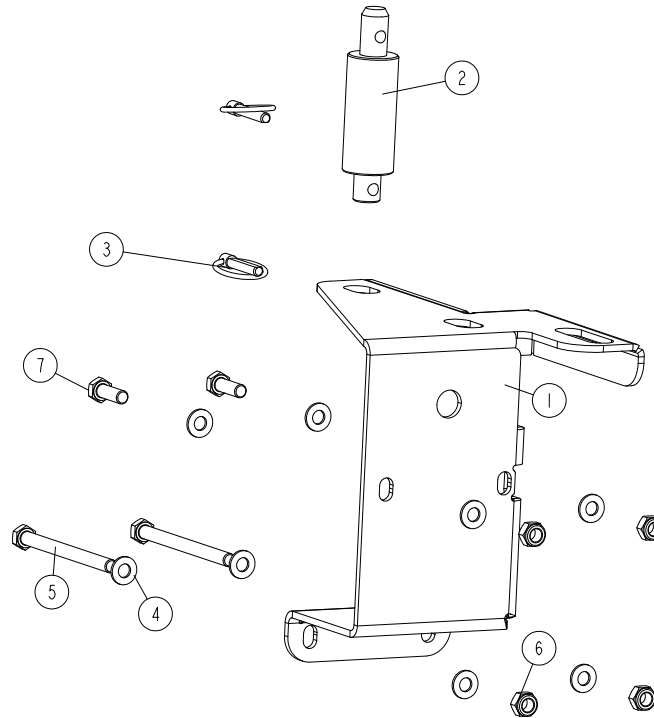
LT70ME20SAH3-WSWR\_001  
 LT70ME20SAH3-WSWR\_MANUAL



REF	DESCRIPTION (◆ indicates parts available in assemblies only)	PART #	QTY
1	BRACKET, LT SAWMILL SAW HEAD REST <a href="#">See Section 4.11</a>	550058	1
2	PLATE, MOUNT	087055-1	1

4.11 LT Sawmill Saw Head Rest Bracket

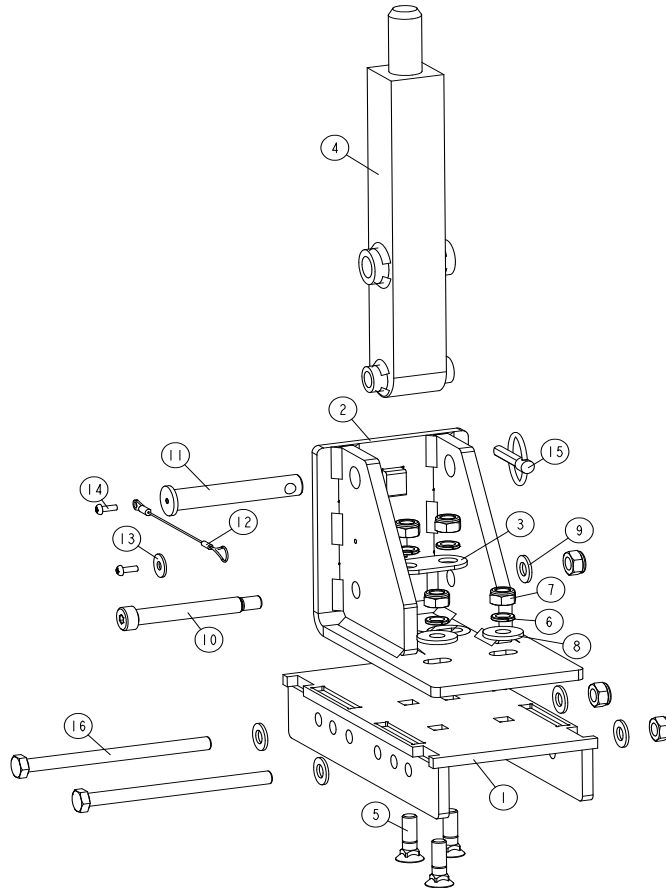
546306\_001  
546306\_MANUAL



REF	DESCRIPTION (◆ indicates parts available in assemblies only)	PART #	QTY
-	<b>BRACKET, LT SAWMILL SAW HEAD REST</b>	550058	1
1	PLATE, SAW HEAD REST BRACKET	546307-1	1
2	PIN, LT20 SAW HEAD REST	550057-1	1
3	PIN, 8 BN914 LINCH (BOSSARD 1364650)	F81046-2	2
4	WASHER, 10.5 FLAT ZINC	F81055-1	8
5	BOLT, M10X125 8.8 HEX HEAD ZINC	F81003-18	2
6	NUT, M10-8-B HEX NYLON ZINC LOCK	F81033-1	4
7	BOLT, M10X30-8.8 HEX HEAD FULL THREAD ZINC	F81003-2	2

## 4.12 Saw Head Support Bracket (only portable sawmills with the new type of "M" frame)

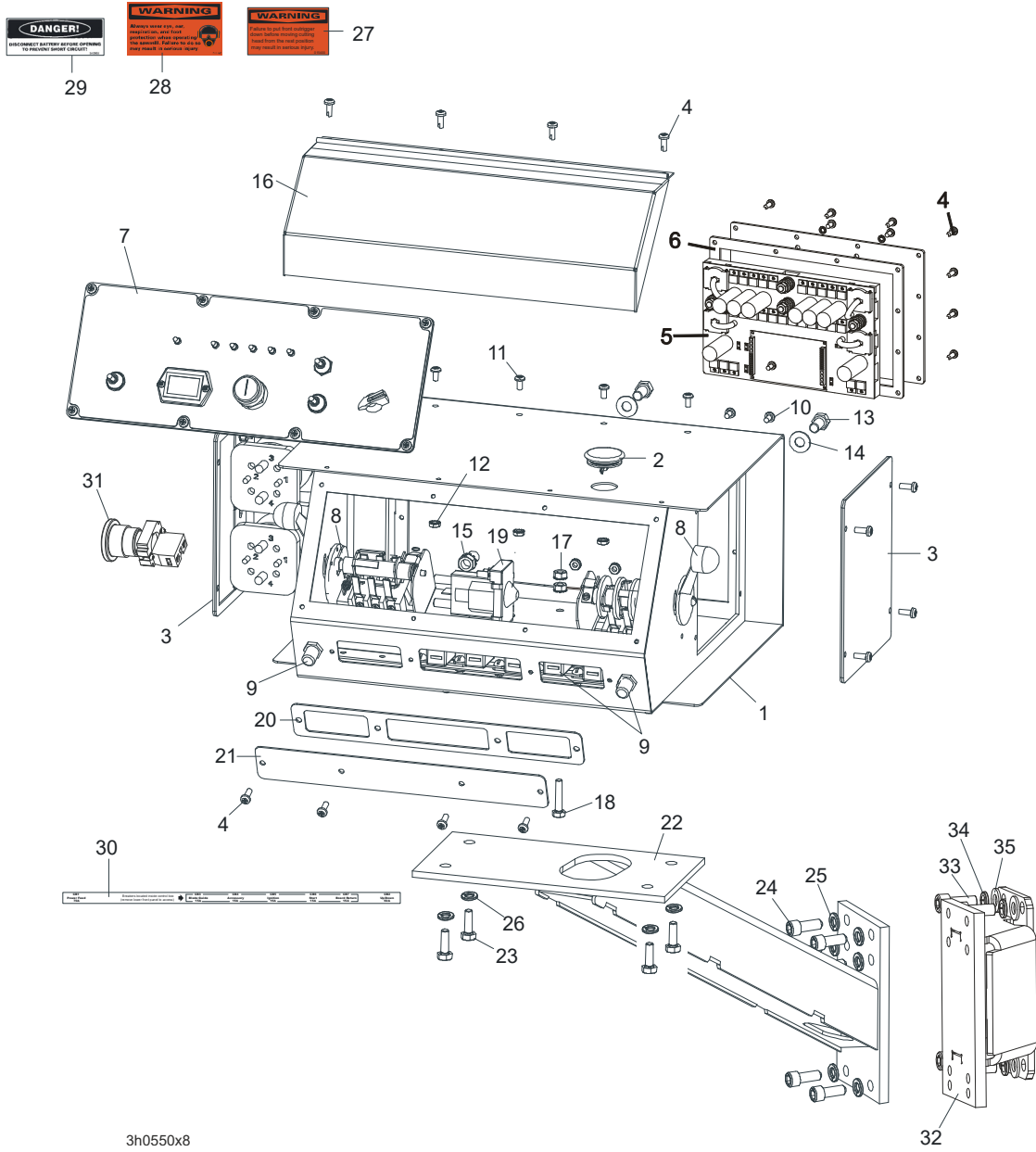
547311\_001\_A  
547311\_MANUAL



REF	DESCRIPTION (◆ indicates parts available in assemblies only)	PART #	QTY
-	<b>BRACKET, LT70 SAW HEAD SUPPORT - "M" FRA</b>	547311	1
1	PLATE, SAW HEAD SUPPORT BRACKET	555485-1	1
2	MOUNT WELDMENT, SAW HEAD REST PIN	547312-1	1
3	WASHER	547416	1
4	PIN WELDMENT, SAW HEAD REST	540600-1	1
5	BOLT, M10X35-10.9-FE/ZN5 DIN 608 ; PN 82	F81003-164	4
6	WASHER, Z 10.2 SPLIT LOCK ZINC	F81055-2	4
7	NUT, M10-8-B HEX NYLON ZINC LOCK	F81033-1	7
8	WASHER, 10.5 SPECIAL FLAT ZINC	F81055-6	2
9	WASHER, 10.5 FLAT ZINC	F81055-1	5
10	BOLT, 12/M10X80 12.9 ISO7379 SHOULDER	F81003-78	1
11	PIN, 16X100 23X3	540593-1	1
12	LANYARD, 3/64X6	016030	1
13	WASHER, 6.5 SPECIAL FLAT ZINC	F81053-11	1
14	SCREW, M4X12 5,8-B CROSS RECESSED PAN HE	F81011-43	2
15	PIN, 8 BN914 LINCH (BOSSARD 1364650)	F81046-2	1
16	BOLT, M10X140-10.9 HEX HEAD ZINC	F81003-180	2

## 4.13 CONTROL & BATTERY BOXES

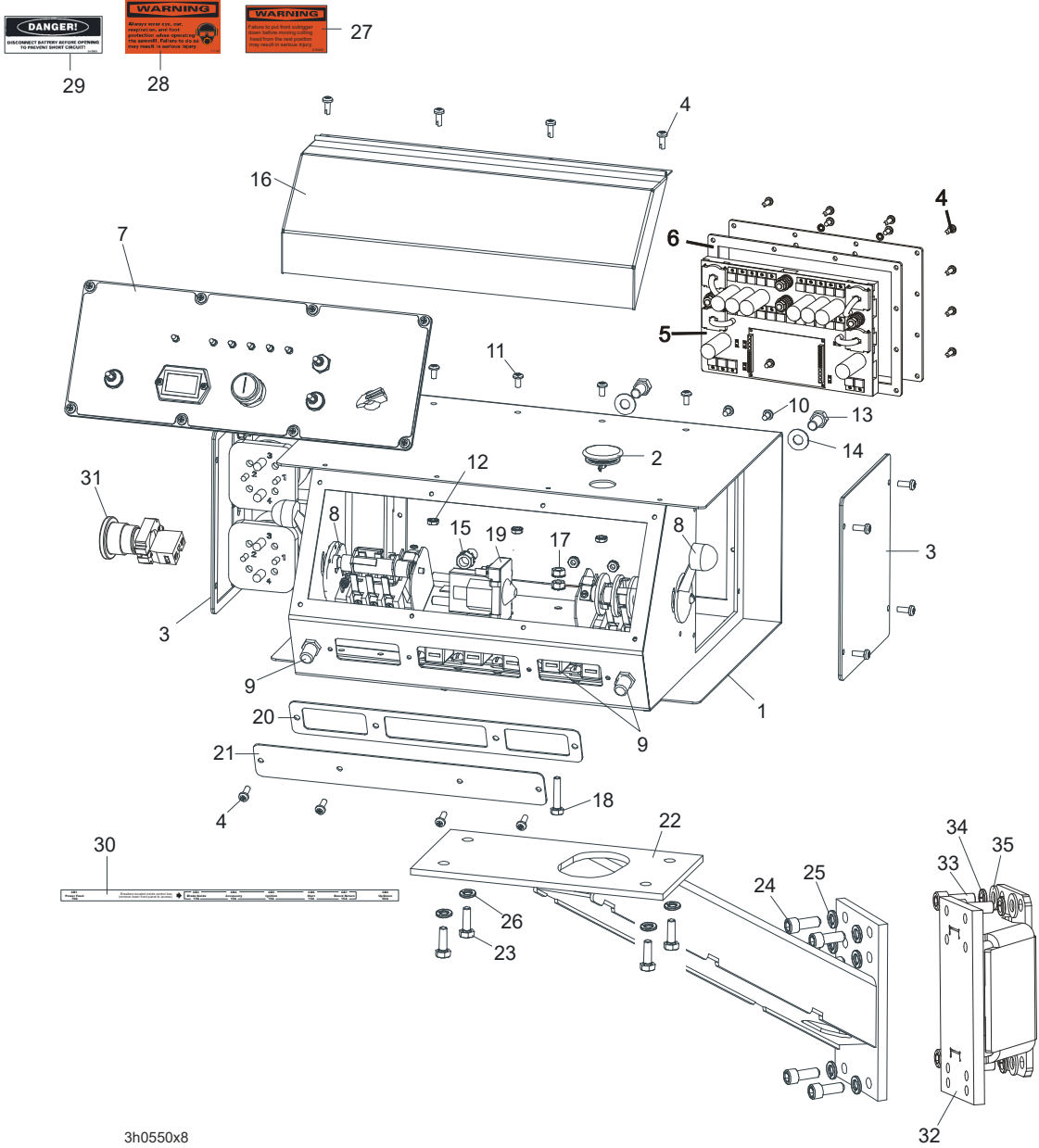
### 4.14 Control Assembly (Gas/Diesel)



## SECTION 5

REF	DESCRIPTION (◆ indicates parts available in assemblies only)	PART #	QTY
	<b>CONTROL BOX ASSEMBLY, D42</b>	095000	1
1	DC Control Box	095012-1	1
2	Plug, AS075 Oiltite	E20570	1
3	Solenoid Parts ( <a href="#">See Section</a> )		
4	BOLT, #10-24X1/2 PH	F05015-17	16
5	Panel Assembly, Power Feed Control	095010-1	1
	Circuit Board, Control Box Power Feed	051667	1
6	Gasket, Rear Access Panel	095011	1
7	Front Control Panel & Wiring Harnesses ( <a href="#">Section 5.3</a> )		
8	Drum Switches ( <a href="#">Section 5.2</a> )		
9	Circuit Breakers ( <a href="#">Section 5.4</a> )		
10	SCREW, #10-24 X 3/8 PHILLIPS PAN HEAD ZI	F05004-3	2
11	SCREW, #10-24 X 3/8" PHILLIPS PAN HEAD M	F05004-148	4
12	NUT, #10-24 SELF-LOCKING	F05010-14	6
13	BOLT, 3/8-16 X 3/4" HEX HEAD	F05007-27	2
14	WASHER, 10.5 FLAT ZINC	F81055-1	2
15	NUT, 3/8" LOCK NUT	F05010-19	2
16	Cover, Control Box Hinged	015304	1
17	NUT, 1/4-20 SELF-LOCKING HEX	F05010-9	2
18	BOLT, 1/4-20 X 1 1/4" HEX HEAD TAP	F05005-3	1
19	SOLENOID, 200A 12V SPST HYDRAULIC PUMP	015470	1
	Diode Assembly, Solenoid Coil Chassis GND	087496	1
20	Gasket, Front Access Panel	015266	1
21	Panel, Control Box Front Access	086704-1	1
22	<b>MOUNT WELDMENT, STANDARD CONTROL BOX</b>	086732-1	1
23	<b>NUT, 5/16-18 SELF-LOCKING HEX</b>	F05010-20	4
24	<b>SCREW, M10X25 8.8 HEX SOCKET HEAD CAP ZI</b>	F81003-32	4
25	<b>WASHER, Z 10.2 SPLIT LOCK ZINC</b>	F81055-2	4
26	<b>WASHER, 3/8" EXTERIOR STAR LOCK</b>	F05011-36	4
27	<b>DECAL, FRONT OUTRIGGER WARNING</b>	015400	1
28	<b>DECAL, EAR/EYE PROTECTION WARNING</b>	S11753	1
29	<b>DECAL, DISCONNECT BATTERY DANGER</b>	S12002	1
30	<b>DECAL, CIRCUIT BREAKER ID ('98 SUPER)</b>	024362	1
31	<b>SWITCH, RED EMERGENCY STOP XALJ174F</b>	E22703-2	1
	<b>SPACER, LT70 CONTROL BOX - COMPLETE</b>	522517	1
32	SPACER WELDMENT, LT70 CONTROL BOX	522169-1	1
33	SCREW, M10X25 8.8 HEX SOCKET HEAD CAP ZI	F81003-32	4
34	WASHER, Z 10.2 SPLIT LOCK ZINC	F81055-2	4
35	WASHER, 10.5 FLAT ZINC	F81055-1	4

### 5.1 Control Assembly (Gas/Diesel)



REF	DESCRIPTION (◆ indicates parts available in assemblies only)	PART #	QTY
	<b>CONTROL BOX ASSEMBLY, D42</b>	095000	1
1	DC Control Box	095012-1	1
2	Plug, AS075 Oiltite	E20570	1
3	Solenoid Parts ( <a href="#">See Section</a> )		
4	BOLT, #10-24X1/2 PH	F05015-17	16
5	Panel Assembly, Power Feed Control	095010-1	1
	Circuit Board, Control Box Power Feed	051667	1
6	Gasket, Rear Access Panel	095011	1
7	Front Control Panel & Wiring Harnesses ( <a href="#">Section 5.3</a> )		
8	Drum Switches ( <a href="#">Section 5.2</a> )		
9	Circuit Breakers ( <a href="#">Section 5.4</a> )		
10	SCREW, #10-24 X 3/8 PHILLIPS PAN HEAD ZI	F05004-3	2

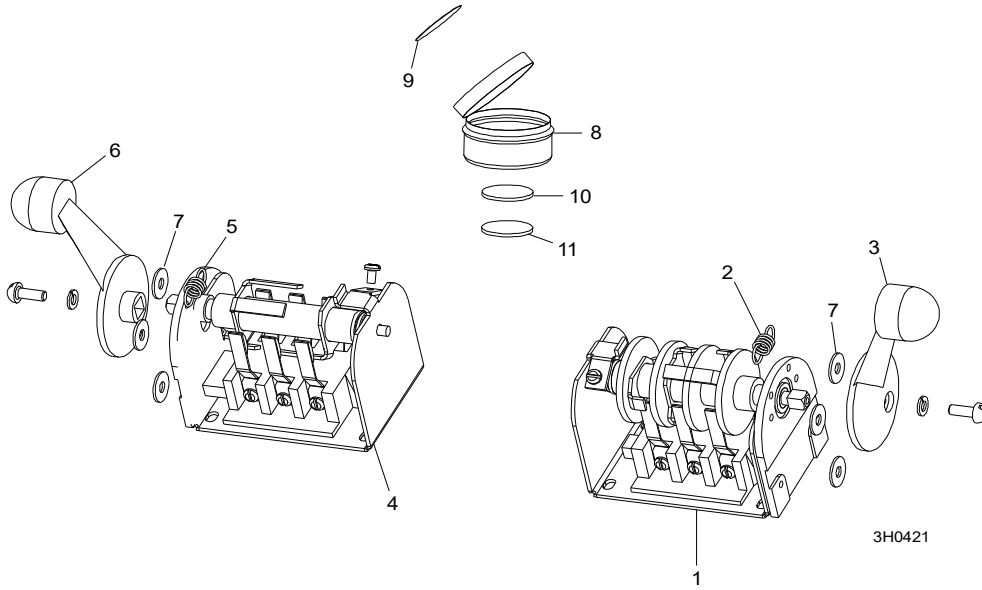
11	SCREW, #10-24 X 3/8" PHILLIPS PAN HEAD M	F05004-148	4	
12	NUT, #10-24 SELF-LOCKING	F05010-14	6	
13	BOLT, 3/8-16 X 3/4" HEX HEAD	F05007-27	2	
14	WASHER, 10.5 FLAT ZINC	F81055-1	2	
15	NUT, 3/8" LOCK NUT	F05010-19	2	
16	Cover, Control Box Hinged	015304	1	
17	NUT, 1/4-20 SELF-LOCKING HEX	F05010-9	2	
18	BOLT, 1/4-20 X 1 1/4" HEX HEAD TAP	F05005-3	1	
19	SOLENOID, 200A 12V SPST HYDRAULIC PUMP	015470	1	
	Diode Assembly, Solenoid Coil Chassis GND	087496	1	
20	Gasket, Front Access Panel	015266	1	
21	Panel, Control Box Front Access	086704-1	1	
22	<b>MOUNT WELDMENT, STANDARD CONTROL BOX</b>	086732-1	1	
23	NUT, 5/16-18 SELF-LOCKING HEX	F05010-20	4	
24	SCREW, M10X25 8.8 HEX SOCKET HEAD CAP ZI	F81003-32	4	
25	WASHER, Z 10.2 SPLIT LOCK ZINC	F81055-2	4	
26	WASHER, 3/8" EXTERIOR STAR LOCK	F05011-36	4	
27	DECAL, FRONT OUTRIGGER WARNING	015400	1	
28	DECAL, EAR/EYE PROTECTION WARNING	S11753	1	
29	DECAL, DISCONNECT BATTERY DANGER	S12002	1	
30	DECAL, CIRCUIT BREAKER ID ('98 SUPER)	024362	1	
31	SWITCH, RED EMERGENCY STOP XALJ174F	E22703-2	1	
	<b>SPACER, LT70 CONTROL BOX - COMPLETE</b>	522517	1	
32	SPACER WELDMENT, LT70 CONTROL BOX	522169-1	1	
33	SCREW, M10X25 8.8 HEX SOCKET HEAD CAP ZI	F81003-32	4	
34	WASHER, Z 10.2 SPLIT LOCK ZINC	F81055-2	4	
35	WASHER, 10.5 FLAT ZINC	F81055-1	4	



## 5.2 Drum Switches

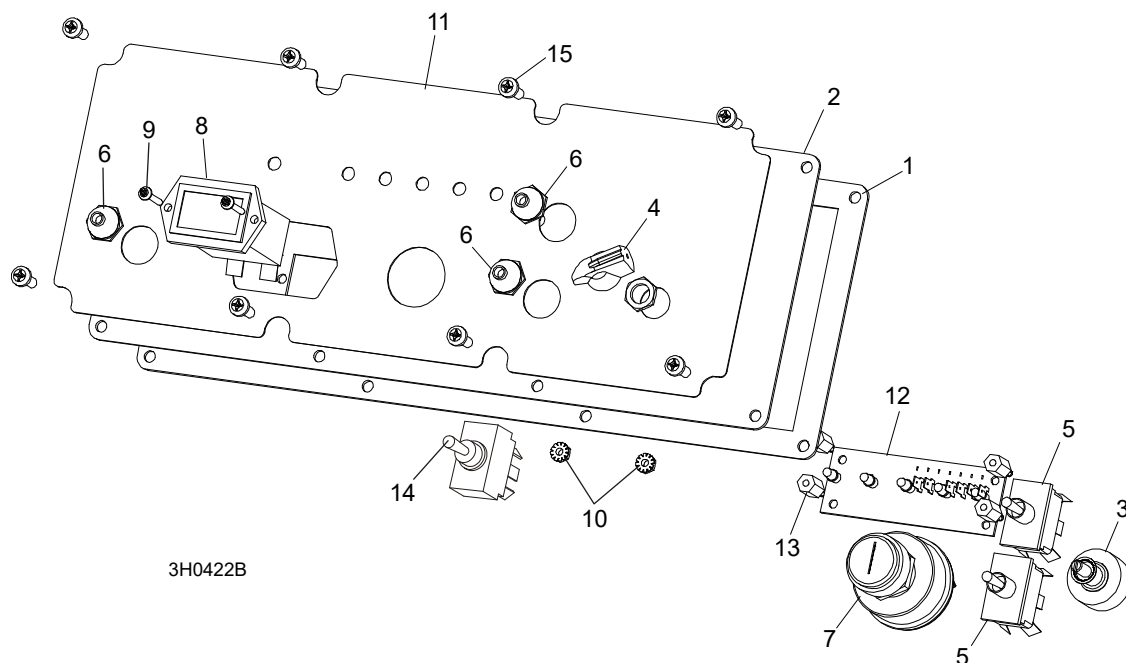
REF	DESCRIPTION (◆ indicates parts available in assemblies only)	PART #	QTY
-	<b>BOX, LT70 REMOTE CONTROL</b>	500630	1
1	HOUSING, AC SUPER CONTROL BOX ASSEMBLY (	086546-1	1
2	SWITCH ASSEMBLY, POWER FEED DRUM <a href="#">Section 5.2</a>	E20438	1
3	SWITCH, 1992 UP/DOWN <a href="#">Section 5.2</a>	E20440	1
4	WASHER, ZBY9330 EMERGENCY STOP BUTTON	086561	1
5	BUTTON, XB4 BS542 EMERGENCY STOP	086556	1
6	PLATE, COMPLETE FRONT CONTROL BOX <a href="#">Section 5.8</a>	086562	1
7	COVER, CONTROL BOX HINGED	015304	1
8	BOLT, #10-24X1/2 PH PAN HD, TYPE 23	F05015-17	4
9	SEAL, 1 1/4 RING LQTI W/RETAINER	015430	1
10	CONNECTOR, 1 1/4 STRAIGHT METAL CONDUIT	024402	1
11	CONDUIT, 1-1/4IN FLEX	024401	1
-	PLUG, AS075 OILTITE	E20570	1
12	PLUG, HOLE SEAL	E20570-1	1
13	GASKET, HOLE SEAL	E20570-2	1
14	WASHER, HOLE SEAL	E20570-3	1
15	NUT, #10-24 WING	E20570-4	1
16	SCREW, #10-24 X 3/8" PHILLIPS PAN HEAD M	F05004-148	4
17	NUT, #10-24 SELF-LOCKING	F05010-14	4
18	CUP ASSEMBLY, DRUM SWITCH GREASE	A20463	1
19	GROMMET, RUBBER	087065	1
20	RAIL, CIRCUIT BREAKER	525779-1	1
21	NUT, M5-8 DIN985 ZINC-PLATED	F81030-2	3
22	BREAKER, 15 AMP MANUAL RESET	E20430	3
23	SCREW, #8-32 X 1/2" SLOTTED HEAD	F05004-12	4
24	NUT, #8-32 HEX SELF-LOCKING	F05010-41	4
25	STRIP, ELECTRIC WIRE	F81086-1	1
26	SCREW, M3X20-5.8-A-PAN HEAD ZINC	F81000-8	1
27	WASHER, 4.3 FLAT ZINC	F81051-2	1
28	WASHER, 3.2 A MS FLAT SPECIAL	F81050-1	1
29	NUT, M3-6-HEX NYLON ZINC LOCK	F81028-2	1
-	GASKET ASSEMBLY	532368	1
30	PLATE, COVER	532367-1	1
31	GASKET, CORK	532366	1
32	SCREW, M6X16 BN 11252 "BOSSARD".	F81001-24	4
33	NUT, M6-8-B HEX NYLON ZINC LOCK	F81031-2	4
REF	DESCRIPTION (◆ indicates parts available in assemblies only)	PART #	QTY
-	<b>BOX ASSEMBLY, 10-SECTION REMOTE CONTROL</b>	528343	1
1	BASE WELDMENT, REMOTE HYDRAULIC CONTROL	500509-1	1
2	PLATE, REMOTE CONTROL BOX	500121-1	1
3	BOX WELDMENT, HYDRAULIC	500128-1	1
4	WASHER, 10.5 FLAT ZINC	F81055-1	10
5	BOLT, M10X25 8.8 HEX HEAD FULL THREAD ZI	F81003-11	2
6	VALVE, 10 SECTION HDS11/10-6	091344SUB	1
7	PUMP, AC.5,5KW 18.5L/MIN HYDRAULIC W/MOT	517840	1

REF	DESCRIPTION (◆ indicates parts available in assemblies only)	PART #	QTY
8	MANIFOLD, W/FILTER	P22683	1
9	FITTING, 1/2NPT-3/8 BARB ELBOW	P12707	2
10	BOLT, 1/4-20X1/2 HEX HEAD	F05005-15	2
11	WASHER, Z 6.1 SPLIT LOCK	F81053-3	2
12	FITTING, 6SAE MALE-1/4NPT FEMALE	014686	2
13	FITTING, 1/4NPT BRANCH TEE	015486	1
14	FITTING, 3/8JIC-1/4NPT 90L	015491	2
15	PLUG, 1/4-18 NPT BLANK	096221	1
16	FITTING, 3/8NPT-3/8 BARB ELBOW	P12708	1
17	WASHER, 8.4 FLAT ZINC	F81054-1	44
18	NUT, M8-8-B HEX NYLON ZINC LOCK	F81032-2	18
19	PLATE, REMOTE HYDRAULIC CONTROL BOX REAR	500516-1	1
20	PLATE, FRONT	500122-1	1
21	GUARD, RUBBER HYDRAULIC VALVE 10-SECTION	091739	1
22	BOLT, #10-24X1/2 SELF-TAPPING	F05015-7	12
23	GROMMET, RUBBER	087065	1
24	PANEL, HYDRAULIC BOX REAR	500124-1	1
25	GROMMET, 4 3/8 X 10 OVAL RUBBER	085759	1
26	GUARD, LT70 AC REMOTE CONTROL BOX	090219	1
27	FITTING, 1/4NPT-3/8 BARB	014685	1
28	FITTING, 3/8" O-RING X 3/8" JIC	014687	6
29	FITTING, #6SAE 45 DEG ELBOW	015489	1
30	FITTING, #4 SAE - #6 SAE 45° ELBOW	015488	5
31	FITTING, 1/4JIC-3/8 O-RING	P26284	9
32	BRACKET, CONTROL BOX GUARD	500766-1	1
33	BRACKET, CONTROL BOX GUARD - LEFT	500767-1	1
34	BOLT, M8X25-8.8-B HEX HEAD FULL THREAD Z	F81002-5	14
35	BOLT, M8X16 -8.8-B HEX HEAD FULL THREAD	F81002-20	8
36	BOLT, M8X20-8.8 HEX HEAD FULL THREAD ZIN	F81002-1	4
37	WASHER, 6.4 FLAT ZINC	F81053-1	6
38	BOLT, M10X35-8.8 HEX HEAD FULL THREAD ZIN	F81003-17	4
39	NUT, M10-8-B HEX NYLON ZINC LOCK	F81033-1	4
40	MICROSWITCH, HYDRAULIC VALVE	014765	1
41	GROMMET, 15,9 UB625 RUBBER	086816	1
42	GUARD, CABLE	501102-1	1
43	FITTING, 3/8JIC-1/4NPT STRAIGHT	015560	1
44	FITTING, M22X1.5 / 1/4 - 18 NPT ZINC-PL.	093139-1	1
45	FITTING, PN10AFL 13-90 ELBOW	094485	1
46	FITTING, VMNW10HS22	094486	1
47	CAP, 44.5 MM #466923 HOLE	500768	1
48	BUSH, MOSS 44.5MM 465901 SNAP-FIT	R80670-3	1
49	BOLT M6X16 HH ZC FT 8.8 DIN 933	F81001-15	6
50	CLAMP, 11/16 WORM	061807	4



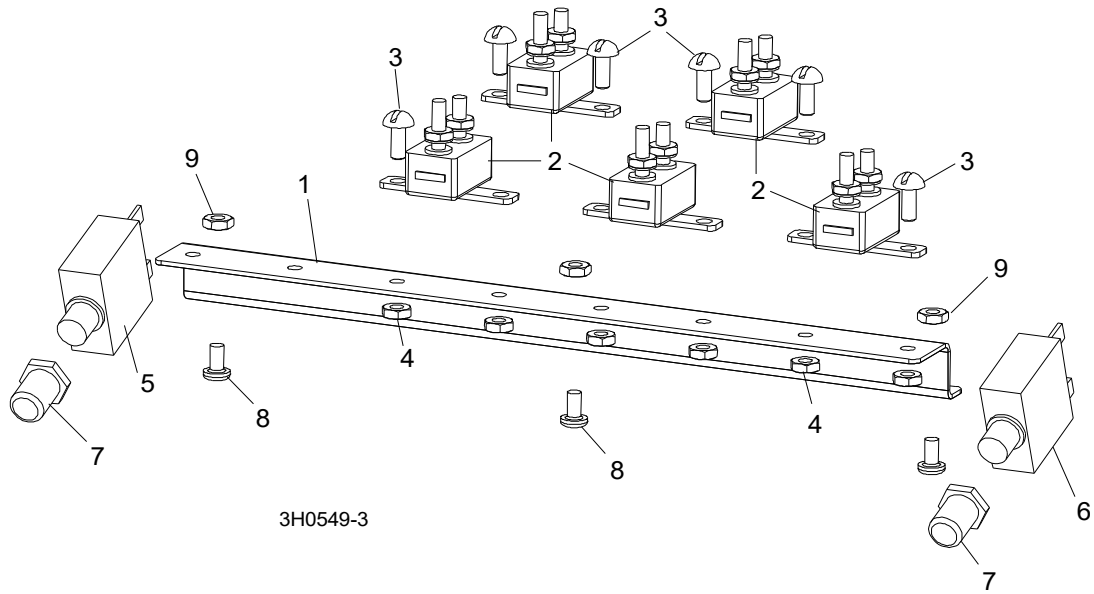
REF	DESCRIPTION (◆ indicates parts available in assemblies only)	PART #	QTY	
	<b>SWITCH, 1992 UP/DOWN</b>	E20440	1	
1	Switch, S12 Bulk Drum	E20440-B	1	◆
2	Spring, Drum Switch	P12570	1	
3	Handle, Drum Switch Replacement	P12500	1	
	<b>SWITCH ASSEMBLY, POWER FEED DRUM</b>	E20438	1	
4	Switch, S10 Bulk Drum	E20438-B	1	◆
5	Spring, Drum Switch	P12570	1	
6	Handle, Drum Switch Replacement	P12500	1	
7	<b>WASHER, #8 SAE FLAT</b>	F05011-41	6	
	<b>CUP ASSEMBLY, DRUM SWITCH GREASE</b>	A20463	1	
8	Cup, Plastic Container	P20464	1	◆
9	Decal, Grease Cup Label	P20467	1	
10	Pad, Velcro Loop	P20466	1	◆
11	Pad, Velcro Hook	P20465	1	◆
	Grease, High Temp Drum Switch	P20468	.011ml	◆

### 5.3 Front Panel Assembly & Harnesses



REF	DESCRIPTION (◆ indicates parts available in assemblies only)	PART #	QTY
	<b>PANEL ASSEMBLY, CONTROL FRONT (D42)</b>	087401	1
1	Gasket, Front Panel	088387	1
2	Panel Weldment, Control	015302	1
3	POTENTIOMETER, 1K, LTAGA	E20519	1
4	KNOB, SPEED CONTROL	P06257	1
5	SWITCH, TOGGLE 21A DPDT REV MOM SPADE	024200	2
6	Boot, Toggle Switch Rubber	P02575	3
7	Switch, Key	P04350	1
8	Meter, Hour	015401	1
9	SCREW, 6-32 X 3/4" SOCKET BUTTON HEAD CA	F05004-93	2
10	NUT, # 6-32 KEPS	F05010-59	2
11	Decal, Control Panel (E25)	015271	1
	Decal, Control Panel (D42)	015269	1
12	Board, LED Circuit (E25)	015416	1
	Board, LED Circuit (D42)	015409	1
13	SPACER, 1/2"-#6 THREADED	023147	4
14	Switch, DPDT On/Off/On 15A Toggle	024588	1
15	BOLT, #10-24X1/2 PH	F05015-17	8
	<b>HARNESS ASSEMBLY, UPPER WIRING (E25)</b>	024843	1
	<b>HARNESS ASSEMBLY, UPPER WIRING (D42)</b>	087107	1
	<b>HARNESS ASSEMBLY, LOWER WIRING (D42)</b>	087106	1
	<b>HARNESS ASSEMBLY, LOWER WIRING (E25)</b>	015421	1

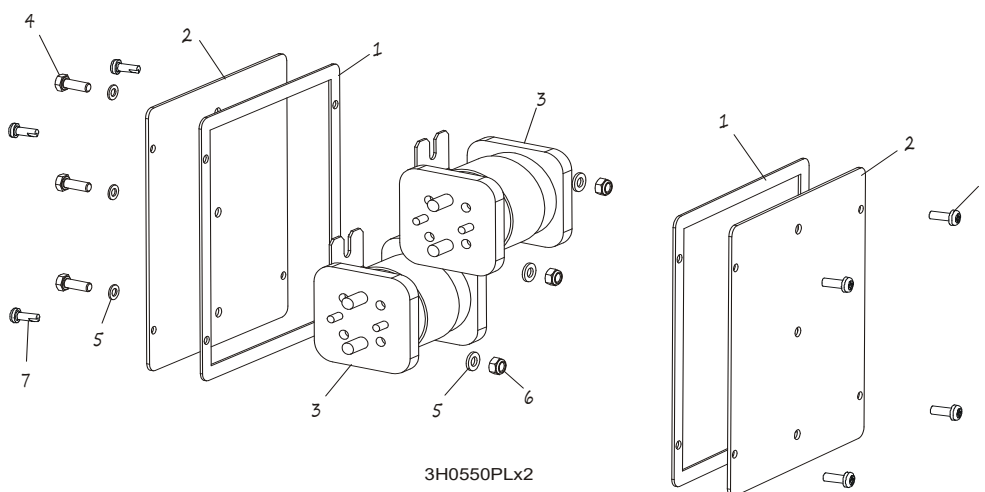
5.4 Circuit Breakers



REF	DESCRIPTION (◆ indicates parts available in assemblies only)	PART #	QTY
	<b>BREAKER ASSEMBLY, SAWMILL CONTROL CIRCUIT</b>	015621	1
1	Rail, Circuit Breaker	015310	1
2	Breaker, 15 Amp Manual Reset	E20430	5
3	Screw, #8-32 X 1/2" Slotted Head	F05004-12	6
4	Nut, #8-32 Hex Self-Locking	F05010-41	6
5	<b>BREAKER, 70 AMP MANUAL RESET PANEL MOUNT</b>	015527	1
6	<b>BREAKER, 50 AMP MANUAL RESET PANEL MOUNT</b>	021256	1
7	<b>BOOT, CIRCUIT BREAKER</b>	021253	2
8	<b>SCREW, #10-24 X 3/8 PHILLIPS PAN HEAD ZINC</b>	F05004-3	3
9	<b>NUT, #10-24 SELF-LOCKING</b>	F05010-14	3

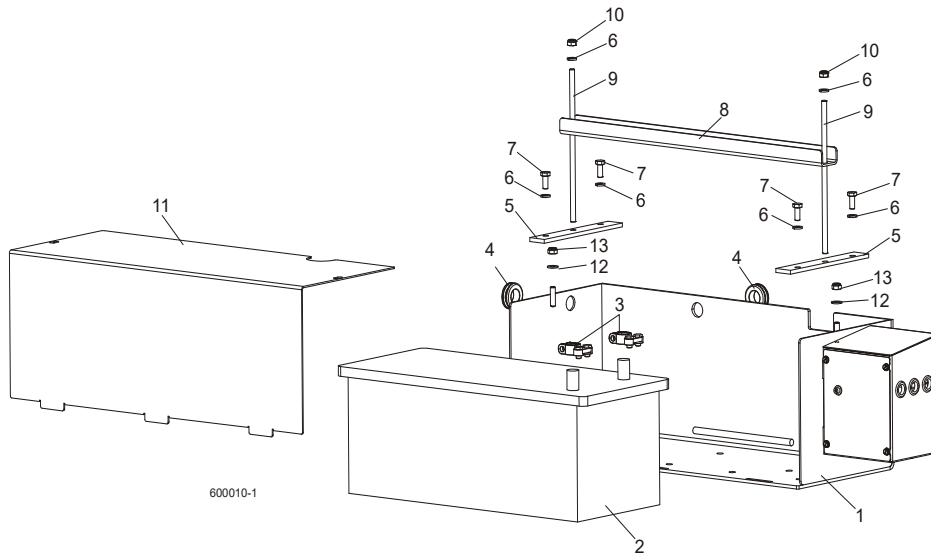
## 5.5 Solenoids

REF	DESCRIPTION (◆ indicates parts available in assemblies only)	PART #	QTY
-	<b>PLATE, COMPLETE FRONT CONTROL BOX</b>	086562	1
1	PANEL WELDMENT, CONTROL	015302	1
2	DECAL, CONTROL PANEL (E25)	015271	1
3	METER, HOUR	015401	1
4	SCREW, 6-32 X 3/4" SOCKET BUTTON HEAD CA	F05004-93	2
5	NUT, # 6-32 KEPS	F05010-59	2
6	SWITCH, KEY	P04350	1
7	WASHER, 1/2X3/4X1/16 NYLON	P05251-1	2
8	SWITCH, DPDT TOGGLE 21A REV MOM SPADE	024200	2
9	BOOT, TOGGLE SWITCH	P02575	2
10	SWITCH ASSEMBLY, FEED RATE	024450	1
11	KNOB, SPEED CONTROL	P06257	1
12	SPACER, 1/2"-#6 THREADED	023147	4
-	BOARD, LED CIRCUIT (E25)	015416	1
13	CIRCUIT BOARD, SAWMILL LED	023038	1
14	BOLT, #10-24X1/2 PH PAN HD, TYPE 23	F05015-17	8
15	GASKET, FRONT PANEL	015270	1



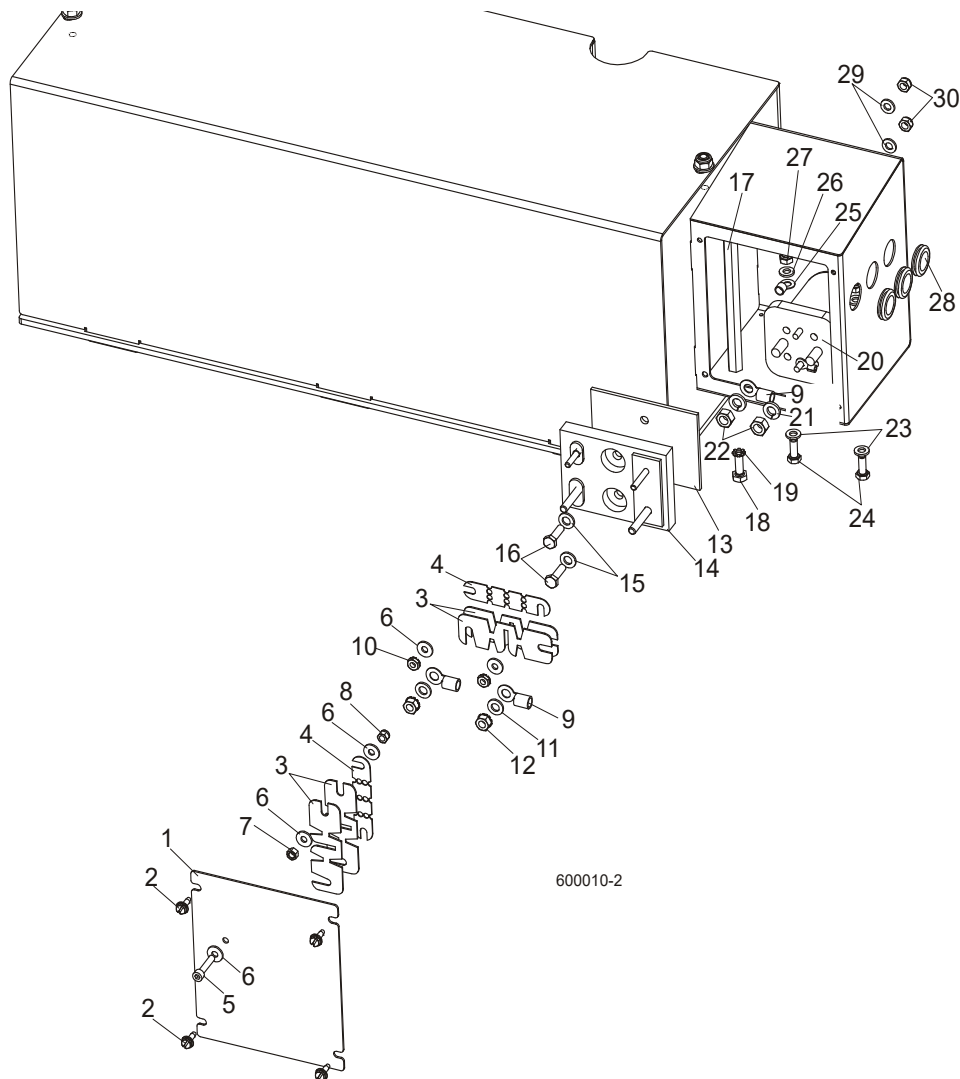
REF	DESCRIPTION (◆ indicates parts available in assemblies only)	PART #	QTY
1	<b>GASKET, SIDE PANEL</b>	015274	2
2	<b>PANEL WELDMENT, SIDE</b>	015307	2
3	<b>SOLENOID, 200A 12V SPST HYDRAULIC PUMP</b>	015470	2
4	<b>BOLT M6X16 HH ZC FT 8.8 DIN 933</b>	F81001-15	3
5	<b>WASHER, 6.4 FLAT ZINC</b>	F81053-1	6
6	<b>NUT, M6-8-B HEX NYLON ZINC LOCK</b>	F81031-2	3
	<b>DIODE ASSEMBLY, SOLENOID COIL CHASSIS GND</b>	087496	4
7	<b>BOLT, #10-24X1/2 PH</b>	F05015-17	8

### 5.6 Battery Box Assembly (Sawmills w/D42 Engine Only)



REF	DESCRIPTION (◆ indicates parts available in assemblies only)	PART #	QTY
	<b>BATTERY BOX - COMPLETE</b>	089794	1
1	Box Weldment, Battery	088677-1	1
2	Battery, 12V 180Ah "BANNER"	089369	1
3	Terminal, Battery	P05085	2
4	Grommet, 22MM Dia. Rubber	087400	2
5	Bar, Battery Retainer	088538-1	2
6	Washer, 8.2 Split Lock Zinc	F81054-4	6
7	Bolt, M8X20 5.8 Hex Head Full Thread Zinc	F81002-1	4
8	Bracket, Battery Hold-Down	088357-1	1
9	Bolt, Battery Hold-Down	088356-1	2
10	Nut, M8-8-B Hex Nylon Zinc Lock	F81032-2	2
11	<b>COVER, BATTERY BOX</b>	088362-1	1
12	<b>WASHER, 8.4 FLAT ZINC</b>	F81054-1	2
13	<b>NUT, M8-8-B HEX NYLON ZINC LOCK</b>	F81032-2	2

## 5.7 Fuse Box Assembly (Sawmills w/D42 Engine Only)



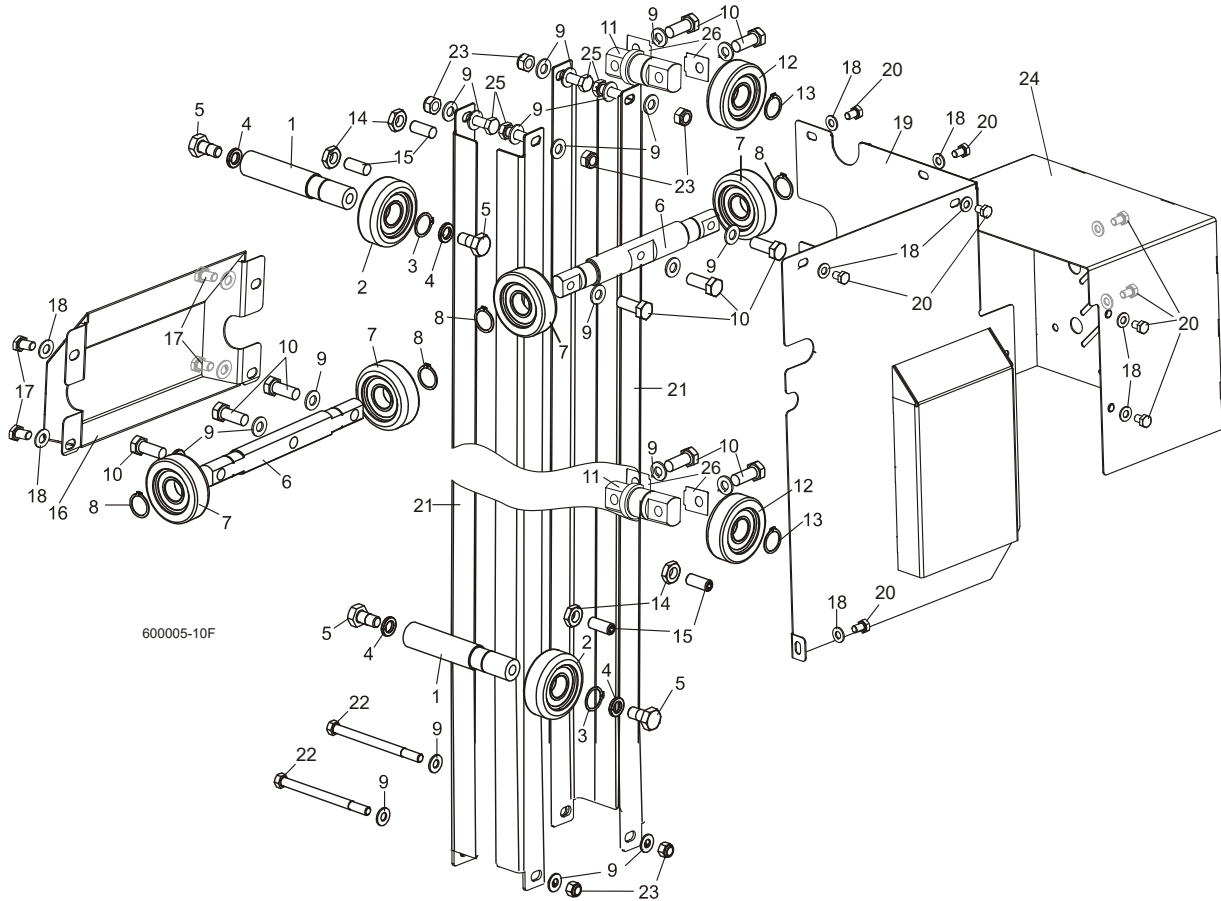
REF.	DESCRIPTION (◆ indicates parts available in assemblies only)	PART #	QTY	
1	COVER, FUSE BOX PAINTED	086272-1	1	
2	BOLT, #10-24X1/2 SELF-TAPPING	F05015-7	4	
3	FUSE LINK, 12 VOLT 225 AMP	P11550	4	
4	FUSE LINK, 12 VOLT 150 AMP	023361	2	
5	SCREW, M5X25 8.8 HEX SOCKET HEAD CAP ZINC	F81000-7	1	
6	WASHER, 5.5 SPECIAL FLAT ZINC-PLATED	F81052-3	5	
7	NUT, M5-8 HEX ZINC	F81030-1	1	
8	NUT, M5-8-FE/ZN5 DIN985	F81030-2	1	
9	TERMINAL, 35 RING #2 GAUGE	F81066-3	3	
10	NUT, #10-24 SELF-LOCKING	F05010-14	2	
11	WASHER, 7.4 FLAT ZINC	F81056-11	2	
12	NUT, 1/4-20 SELF-LOCKING HEX	F05010-9	2	
13	PAD, FUSE BOX INSULATOR	015287	1	
14	BLOCK ASSY, SUPER FUSE	015288	1	
15	WASHER, 7.4 FLAT ZINC	F81056-11	2	



16	BOLT, M6X20 8.8 HEX HEAD FULL THREAD ZIN	F81001-2	2	
17	TERMINAL, EXTENDED HEX STUD	015517	1	
18	BOLT, 1/4-20X3/4 FT HHC	F05005-1	1	
19	WASHER, M6 STAR LOCK ZINC	F81053-2	1	
20	SOLENOID, 200A 12V SPST HYDRAULIC PUMP	015470	1	
21	WASHER, 8.2 SPLIT LOCK ZINC	F81054-4	2	
22	NUT, 5/16-24 HEX ZINC	F05010-28	2	
23	WASHER, 6.4 FLAT ZINC	F81053-1	2	
24	BOLT, M6X16-8.8 HEX HEAD FULL THREAD ZIN	F81001-15	2	
25	TERMINAL, KO1/8 RING	F05092-7	1	
26	WASHER, 6.4 FLAT ZINC	F81053-1	2	
27	NUT, M6-8-B HEX NYLON ZINC LOCK	F81031-2	2	
28	GROMMET, 5/8" RUBBER WIRE	P11764	3	
29	WASHER, 6.4 FLAT ZINC	F81053-1	2	
30	NUT, M6-8-B HEX NYLON ZINC LOCK	F81031-2	2	

## SECTION 6 UP/DOWN SYSTEM

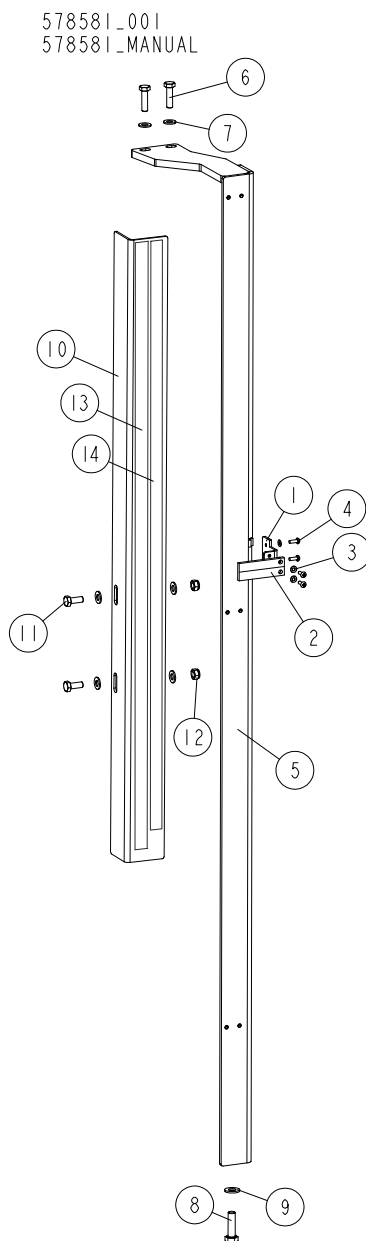
### 6.1 Up/Down Rollers & Covers



REF	DESCRIPTION (◆ indicates parts available in assemblies only)	PART #	QTY
	<b>ROLLER ASSEMBLY, INSIDE UP/DOWN</b>	089456	2
1	Shaft, Inside Up/Down Roller	088817-1	1
2	ROLLER, CBK-468	088433	1
3	Ring, Z30 Spring Retaining	F81090-23	1
4	WASHER, 13 FLAT ZINC	F81056-1	2
5	Bolt, M12x25-8.8 Hex Head Full Thread Zinc	F81004-31	2
	<b>ROLLER ASSEMBLY, OUTSIDE UP/DOWN</b>	089454	2
6	Shaft, Long Up/Down Roller	088815-1	1
7	ROLLER, CBK-468	088433	2
8	Ring, Z30 Spring Retaining	F81090-23	2
9	<b>WASHER, 10.5 FLAT ZINC</b>	F81055-1	22
10	<b>BOLT, M10X35-8.8 HEX HEAD FULL THREAD ZIN</b>	F81003-17	10
	<b>ROLLER ASSEMBLY, SHORT UP/DOWN</b>	089455	2
11	Shaft, Short Up/Down Roller	088816-1	1
12	ROLLER, CBK-468	088433	1
13	Ring, Z30 Spring Retaining	F81090-23	1
14	<b>NUT, M10-04-W HEX ZINC THIN</b>	F81033-6	4
15	<b>SCREW, GN 913.3-M10-40-MS SET</b>	F81003-65	4
16	<b>COVER WELDMENT, UP/DOWN ROLLER</b>	507056-1	1

17	BOLT, M8X16 -8.8-B HEX HEAD FULL THREAD	F81002-20	4	
18	WASHER, 8.4 FLAT ZINC	F81054-1	13	
19	GUARD WELDMENT, RA-08 UP/DOWN GEAR BOX SIDE	091319-1	1	
20	BOLT, M8X12-8.8 HEX HEAD FULL THREAD ZINC	F81002-6	9	
21	ANGLE, MAST TUBE STAINLESS	088492	4	
22	BOLT, M10X125 8.8 HEX HEAD ZINC	F81003-18	2	
23	NUT, M10-8-B HEX NYLON ZINC LOCK	F81033-1	6	
24	GUARD, UP/DOWN MOTOR PAINTED	090501-1	1	
25	BOLT, M10X30-8.8 HEX HEAD FULL THREAD ZI	F81003-2	4	
26	SPACER, ROLLER ASSEMBLY, SHORT UP/DOWN	510616	-	

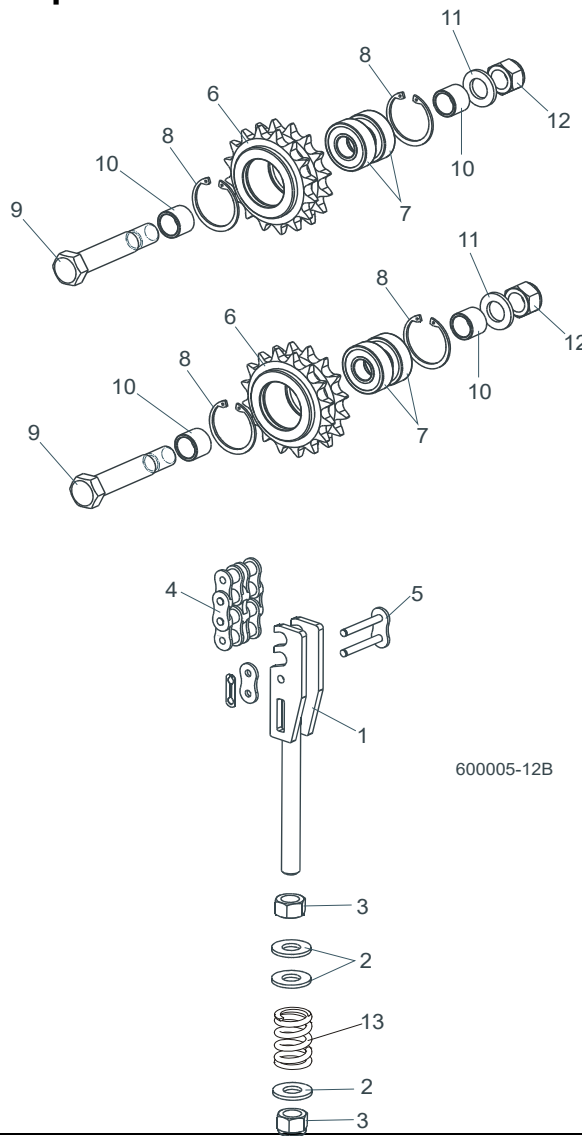
## 6.2 Blade Height Scale



REF	DESCRIPTION (◆ indicates parts available in assemblies only)	PART #	QTY
-	INDICATOR ASSEMBLY, SCALE	578581	1
1	MOUNT WELDMENT, SCALE PAINTED	088558-1	1
2	INDICATOR, BLADE HEIGHT SCALE	094821	1
3	WASHER, 4.3 FLAT ZINC	F81051-2	4
4	SCREW, M4X12 5,8-B CROSS RECESSED PAN HE	F81011-43	4
5	MOUNT WELDMENT, SCALE PAINTED	088554-1	1
6	BOLT, M8 X 30-8.8-B HEX HEAD FULL THREAD	F81002-7	2
7	WASHER, 8.4 FLAT ZINC	F81054-1	6
8	BOLT, M10X35-8.8 HEX HEAD FULL THREAD ZIN	F81003-17	1
9	WASHER, 10.5 FLAT ZINC	F81055-1	1
10	ANGLE, SCALE MOUNT	088785-1	1

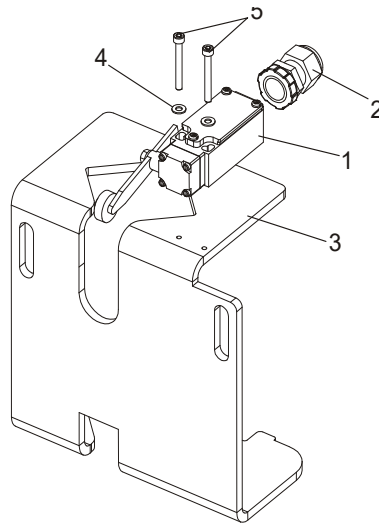
REF	DESCRIPTION (◆ indicates parts available in assemblies only)	PART #	QTY	
11	BOLT, M8X20 8.8 HEX HEAD FULL THREAD ZIN	F81002-4	2	
12	NUT, M8-8-B HEX NYLON ZINC LOCK	F81032-2	2	
13	DECAL, METRIC	S11711	1	
14	DECAL, METRIC 16-40MM	P12040-1	1	

### 6.3 Up/Down Chain & Sprockets

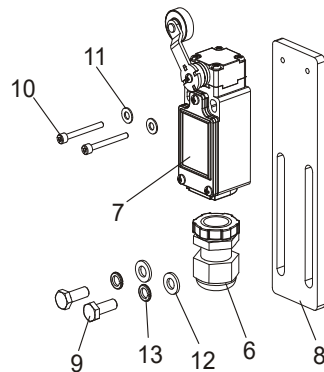


REF	DESCRIPTION (◆ indicates parts available in assemblies only)	PART #	QTY
1	TENSIONER WELDMENT, UP/DOWN CHAIN ZINC	512181-1	1
2	WASHER, 13 FLAT ZINC	F81056-1	3
3	NUT, M12 8 HEX NYLON ZINC LOCK	F81034-2	2
4	CHAIN, 12B-2 97-LINK	512197	1
5	LINK, 12B-2Pz MASTER	099249	1
	<b>SPROCKET ASSEMBLY, UP/DOWN IDLER</b>	<b>512180</b>	<b>2</b>
6	Sprocket, Zinc-Plated	512179-1	1
7	Bearing, 6203-2RS FLT Rolling	086114	2
8	Ring, W40 Spring Retaining	F81090-3	2
9	Bolt, M16D1F6 x 90-8.8 Hex Fit Short Thread Zinc	F81006-15	1
10	Spacer, Idler Zinc	088792-1	2
11	WASHER, 17 SPLIT LOCK ZINC	F81058-1	1
12	Nut, M16-8 Hex Nylon Zinc Lock	F81036-2	1
13	Spring, 14x30x3.2	090797	1

## 6.4 Safety Switches



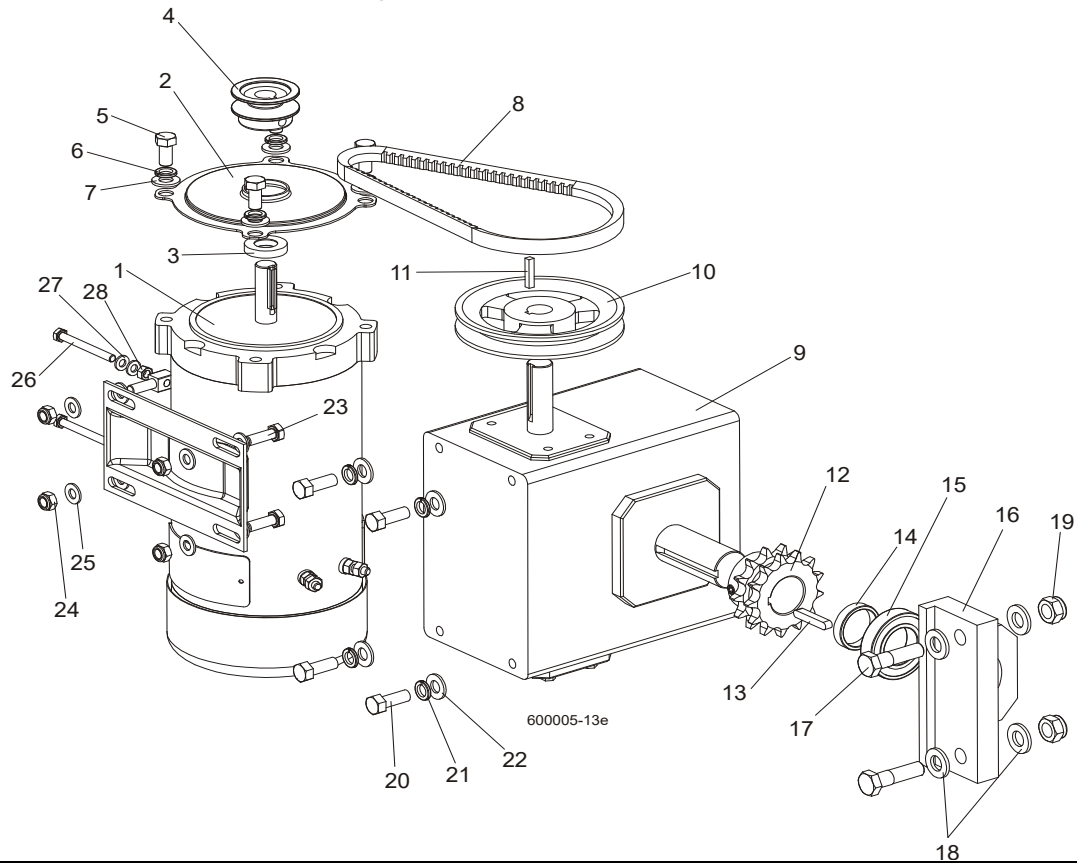
600045B



REF	DESCRIPTION (◆ indicates parts available in assemblies only)	PART #	QTY
1	SWITCH, GLCB01A2B SAFETY	086469	2
2	GLAND, ST PG 13.5 GREY CABLE	086524	2
3	SUPPORT, POWER CORD BRACKET	090460-1 <sup>1</sup>	1
4	WASHER, 4.3 FLAT ZINC	F81051-2	4
5	SCREW, M4X35 8.8 HEX SOCKET HEAD CAP ZIN	F81011-34	4
	SWITCH ASSEMBLY, LT70 SAFETY LOWER	505711	1
6	GLAND, ST PG 13.5 GREY CABLE	086524	1
7	SWITCH, FA138 Z11 LIMIT	100931	1
8	BAR, LIMIT SWITCH MOUNT	505125-1	1
9	BOLT M6X16 HH ZC FT 8.8 DIN 933	F81001-15	2
10	SCREW, M3X30 8.8 HEX SOCKET HEAD CAP ZINC	F81011-38	2
11	WASHER, 4.3 FLAT ZINC	F81051-2	2
12	WASHER, 6.4 FLAT ZINC	F81053-1	2
13	WASHER, Z 6.1 SPLIT LOCK	F81053-3	2

<sup>1</sup> LT70DC version only

### 6.5 Up/Down Drive Assembly



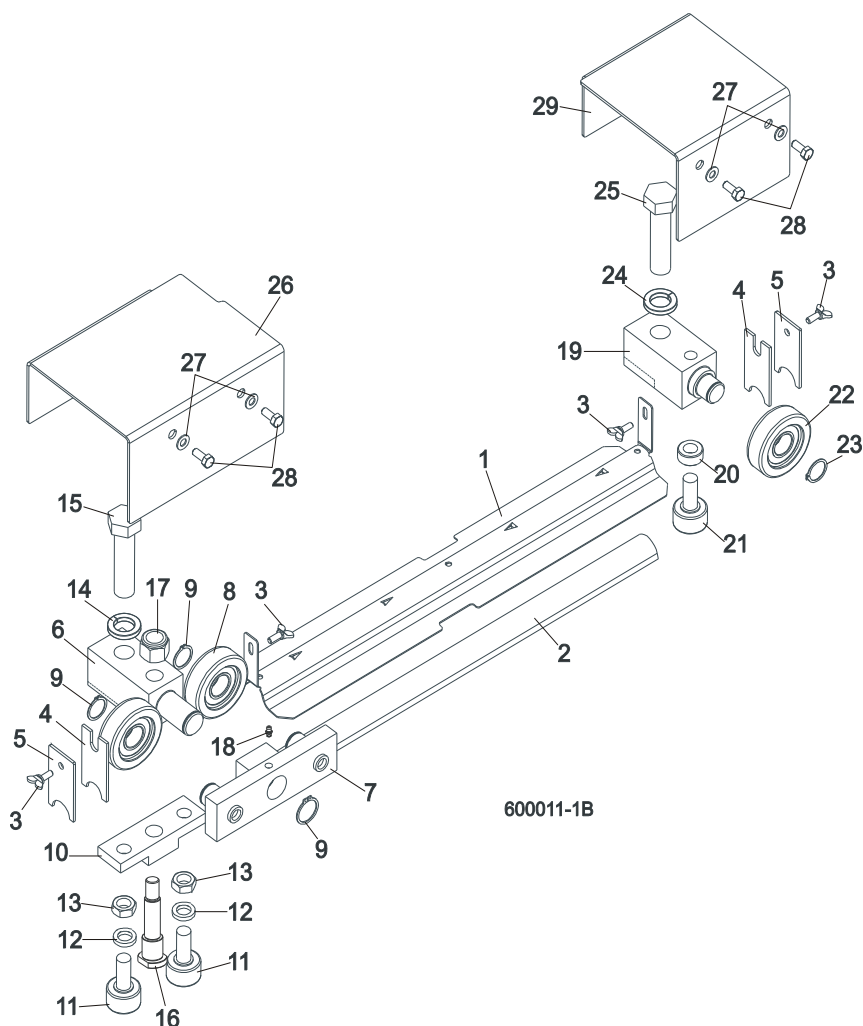
REF.	DESCRIPTION (◆ Indicates Parts Available In Assemblies Only)	PART #	QTY
	<b>UP/DOWN DRIVE ASSEMBLY, COMPLETE</b>	092812	1
	Motor W/Mount Bracket, DC Up/Down	092810	1
1	Motor, 3/4HP 12VDC	015174	1
2	Cover, Up/Down Motor	034475	1
3	Seal, CR6315	034501	1
4	Pulley, AK20 x 5/8" Bore	036179	1
5	Bolt, 3/8-16 x 3/4" Hex Head	F05007-27	4
6	Washer, 10.2 Split Zinc Lock	F81055-2	4
7	Washer, 10.5 Zinc Flat	F81055-1	4
8	V-Belt AVX13x600La (Conti)	092813	1
	Gear Box, Complete, Up/Down Drive	092807	1
9	Gear Box, B226-60-2-1L	034908	1
10	Pulley, AK51 x 3/4" Bore	015256	1
11	Key, 3/16" Square x 1" Long	S31027	1
12	Sprocket	512580-1	1
13	Key, A 1/4"x1/4"x1,5"	092814	1
14	Spacer, Zinc-Plated	092811-1	1
15	Bearing, R20-2RS	036007	1
16	Housing, Bearing R20-2RS	092809-1	1
17	Bolt, M12x45-8.8 Hex Head Zinc	F81004-32	2
18	Washer, 13 SAE Flat	F81056-1	4
19	Nut, M12-8 Hex Nylon Lock	F81034-2	2
20	Bolt, 3/8-16 x 1" Hex Head	F05007-7	4



<b>21</b>	Washer, 10.2 Split Zinc Lock	F81055-2	4	
<b>22</b>	Washer, 10.5 Zinc Flat	F81055-1	4	
<b>23</b>	Bolt, M8x25-8.8-B Hex Head Full Thread Zinc	F81002-5	2	
<b>24</b>	Nut, M8-8-B Hex Nylon Zinc Lock	F81032-2	4	
<b>25</b>	Washer, 8.4 Flat	F81054-1	8	
<b>26</b>	Bolt, M6x60-8.8 Hex Head Full Thread Zinc	F81001-9	2	
<b>27</b>	Washer 6.4 Zinc Flat	F81053-1	4	
<b>28</b>	Nut, M6-8 Hex Zinc	F81031-1	2	

## SECTION 7 FEED SYSTEM & TRACK ROLLERS

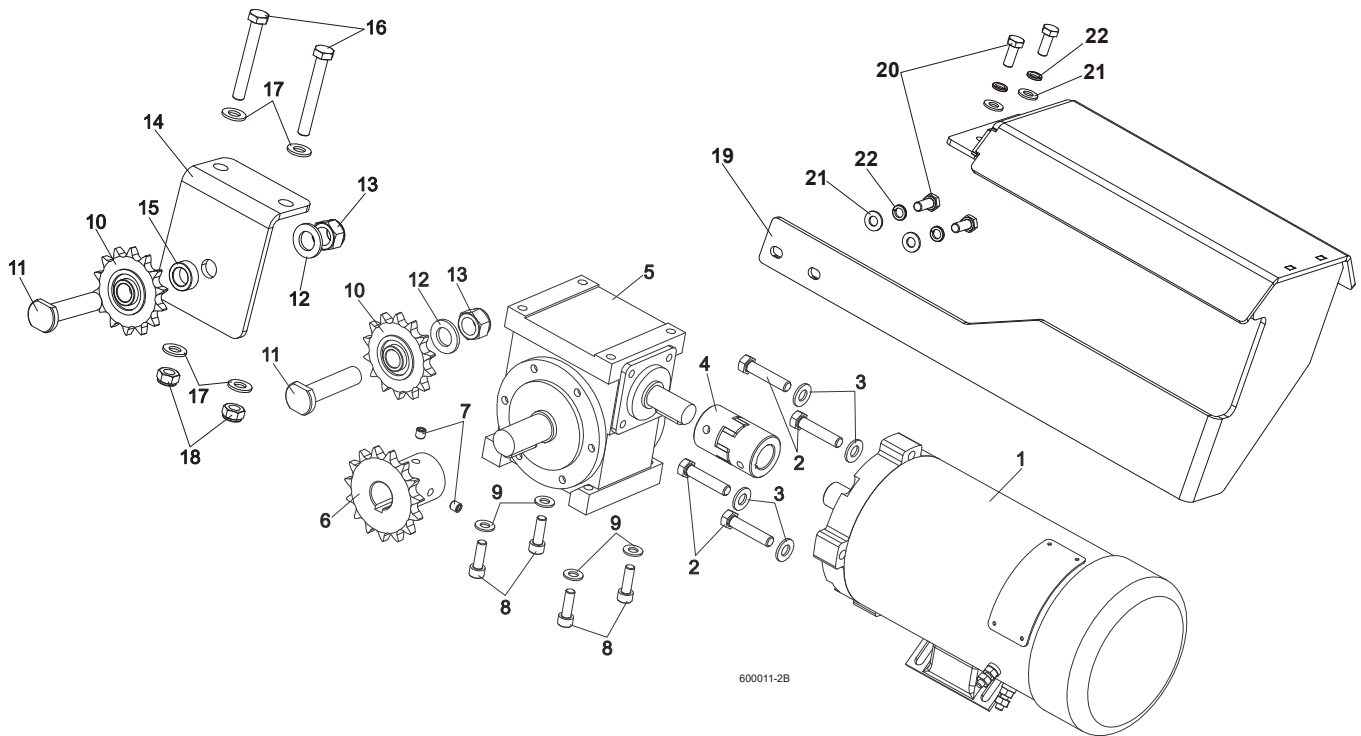
### 7.1 Upper Track Rollers And Wipers



REF	DESCRIPTION (◆ indicates parts available in assemblies only)	PART #	QTY
1	<b>COVER, LT40/70 MIDDLE TRACK - SERVICE</b>	522292-S	1
	Cover, LT40/70 Middle Track	522292-1	1
2	Strip, 3/16 X 2 X 23 Felt	S09915	1
3	<b>SCREW, M6X20 DIN 316 WING</b>	F81001-58	4
4	<b>WIPER, TOP RAIL</b>	M04113	2
5	<b>PLATE, TRACK WIPER</b>	088559-1	2
	<b>ROLLER ASSEMBLY, UPPER TANDEM TRACK</b>	088530	1
6	Block, Tandem Roller Mount	088532	1
7	Block Assembly, Tandem Roller	088535	1
8	ROLLER, CBK-468	088433	2
9	Ring, Z30 Spring Retaining	F81090-23	2
10	Block, Cam Follower Mount	088520	1
11	Bearing, Cam Follower (McGill)	012797	2
12	Washer, 16.3 Split Zinc Lock	F81058-2	2
13	Nut, 5/8"-18 Zinc	F05010-11	2

14	Washer, Z24.5 Split Zinc Lock	F81061-4	1	
15	BOLT, M24X2X90-8.8 HEX HEAD FULL THREAD	F81009-2	1	
16	Pin, Cam Follower Mount	088531	1	
17	Nut, M16-8 Hex Nylon Zinc Lock	F81036-2	1	
18	FITTING, M6 GREASE	086280	1	
	<b>ROLLER ASSEMBLY, REAR UPPER TRACK</b>	088529	1	
19	Block, Rear Upper Roller Mount	088528	1	
20	Spacer, Cam Follower	088536	1	
21	Bearing, Cam Follower (McGill)	012797	1	
22	Roller, CBK-468	088433	1	
23	Ring, Z30 Spring Retaining	F81090-23	1	
24	Washer, Z24.5 Split Zinc Lock	F81061-4	1	
25	Bolt, M24x2x90-8.8 Hex Head Full Thread Zinc	F81009-2	1	
26	<b>COVER, TANDEM ROLLER</b>	088526-1	1	
27	<b>WASHER, 6.4 FLAT ZINC</b>	F81053-1	4	
28	<b>BOLT M6X16 HH ZC FT 8.8 DIN 933</b>	F81001-15	4	
29	<b>COVER, REAR UPPER ROLLER</b>	088527-1	1	

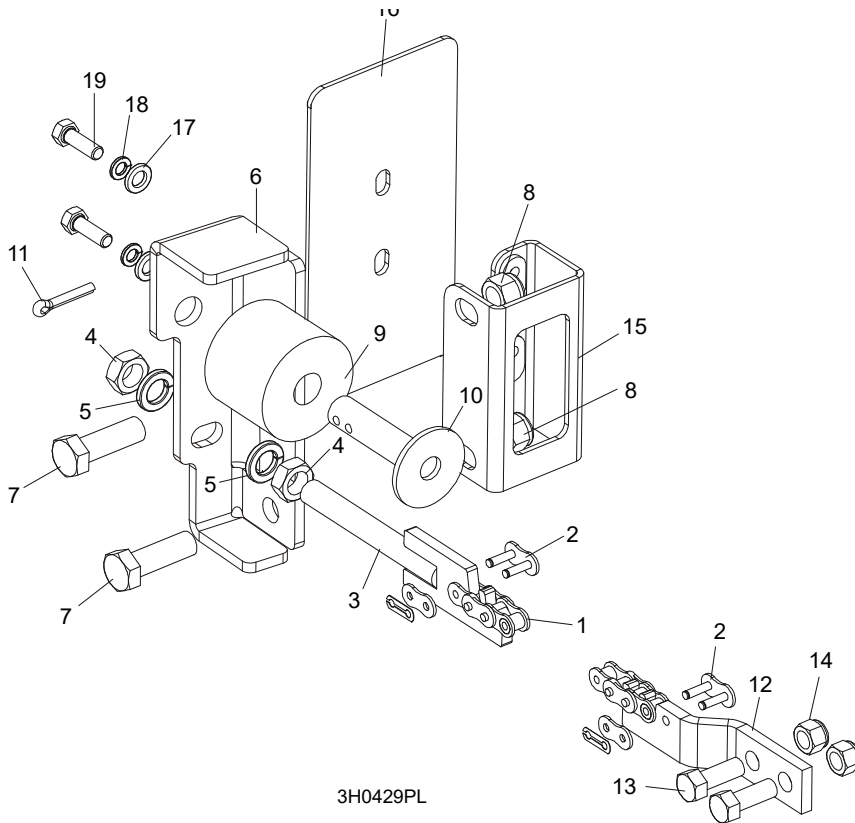
## 7.2 Power Feed Assembly



600011-2B

REF.	DESCRIPTION (◆ Indicates Parts Available In Assemblies Only)	PART #	QTY
1	MOTOR, 12V, 0.75KM LEESON	024169	1
2	BOLT, 3/8-16x1 3/4 HEX HEAD FULL THREAD	F05007-19	4
3	WASHER, 10.5 ZINC FLAT	F81055-1	4
4	COUPLING, SPIDEX 19/ 5/8" b/b ST 92Sh	090786	1
5	GEAR BOX, RA-05/7,5/D1/S+N/B8 W/OUTPUT SHAFT	100934	1
6	SPROCKET, 10B Z15 ZINC	088541-1	1
7	SCREW, M8x8-33H HEX SOCKET SET FLAT POINT ZINC	F81014-1	2
8	SCREW, M8x25 -8.8 HEX SOCKET HEAD CAP ZINC	F81002-21	4
9	WASHER, 8.4 ZINC FLAT	F81054-1	4
10	SPROCKET, KSR 16.L0.10.10.14.08 W/BEARING	088867	2
11	PIN, ZINC SPROCKET MOUNT	088994-1	2
12	WASHER, 17 ZINC FLAT	F81058-1	2
13	NUT, M16-8 HEX NYLON ZINC LOCK	F81036-2	2
14	BRACKET, POWER FEED SPROCKET MOUNT	088507-1	1
15	SPACER, POWER FEED SPROCKET	088550-1	1
16	BOLT, M10x75-8.8 HEX HEAD ZINC	F81003-15	2
17	WASHER, 10.5 ZINC FLAT	F81055-1	4
18	NUT, M10-8-B HEX NYLON ZINC LOCK	F81033-1	2
	GUARD, LT70DC POWER FEED MOTOR COMPLETE	504655	1
19	GUARD, LT70DC POWER FEED MOTOR	504656-1	1
20	BOLT, M10x25-8.8 HEX HEAD FULL THREAD ZINC	F81003-11	4
21	WASHER, 10.5 ZINC FLAT	F81055-1	4
22	WASHER, 10.2 SPLIT LOCK ZINC	F81055-2	4

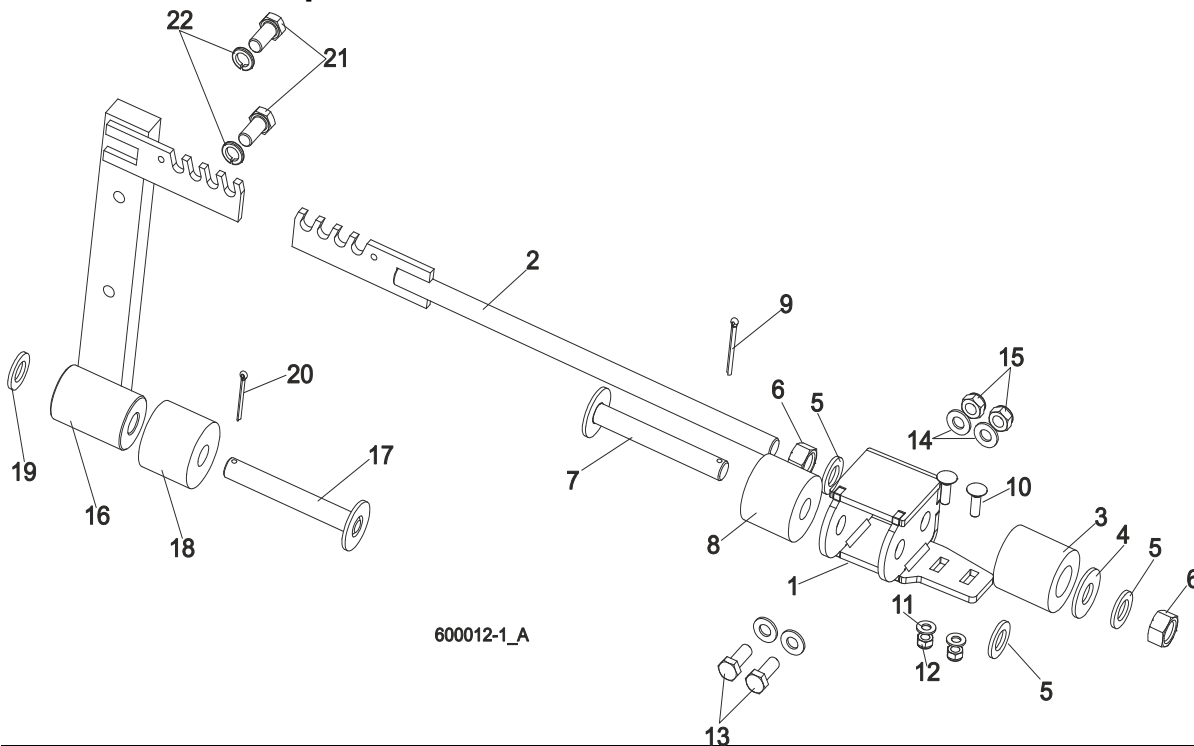
7.3 Feed Chain/Stop, LT70 S/M



3H0429PL

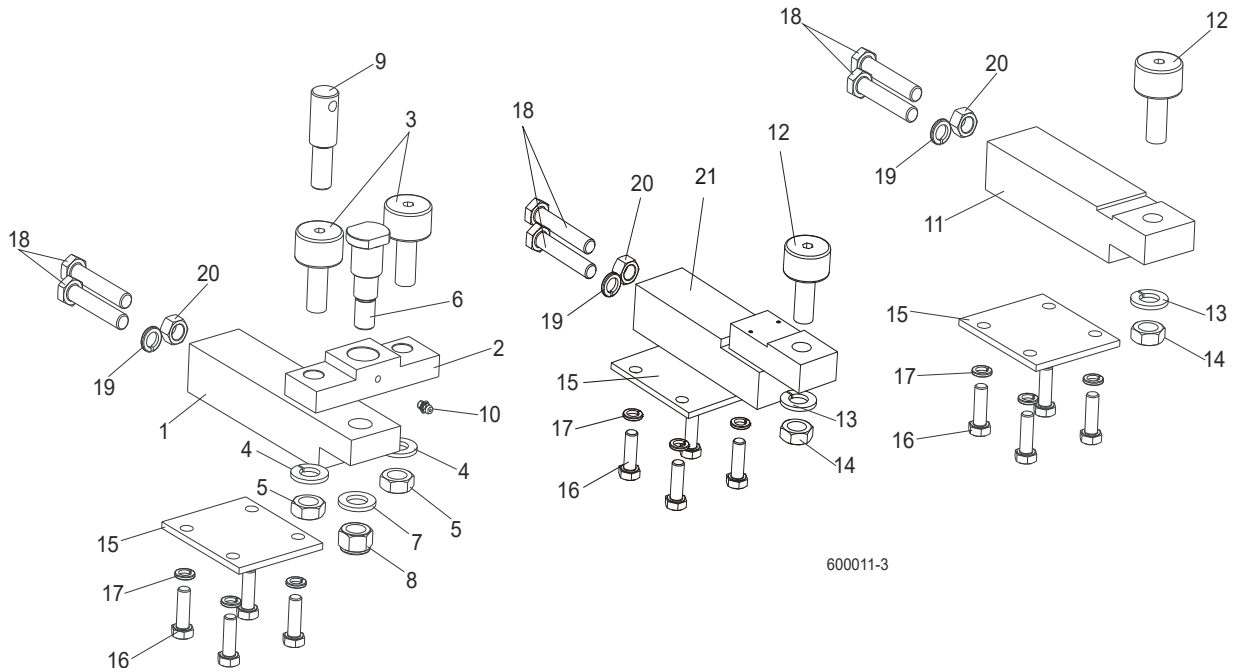
REF	DESCRIPTION (◆ indicates parts available in assemblies only)	PART #	QTY
1	CHAIN, 10B-1-375 (5.95M) LT70S FEED	090427	1
	CHAIN, 10B-1-457 (7.25M) LT70M FEED	090370	1
	CHAIN 10B-1 (0,9M)	506516	1
2	LINK, 10B-1Pz MASTER	088671	2
3	TENSIONER WELDMENT, POWER FEED CHAIN ZINC-PLATED	086818-1	1
4	NUT, M12-5 HEX JAM	F81034-4	2
5	WASHER, Z12.2 SPLIT LOCK ZINC	F81056-2	2
6	BRACKET, FEED CHAIN REAR MOUNT	087628-1	1
7	BOLT, M12X40-8.8 HEX HEAD FULL THREAD ZI	F81004-4	2
8	NUT, M12 8 HEX NYLON ZINC LOCK	F81034-2	2
	STOP KIT, RUBBER CARRIAGE	K09630	2
9	BUSHING, 11/16X2 1/8X1 3/4 RUBBER	P12165	1
10	Pin, Rubber Carriage Stop	086182-1	1
11	Pin, 3/16" X 1" Cotter	F05012-21	1
12	BRACKET, FRONT FEED CHAIN MOUNT	015008	1
13	BOLT, 3/8-16X1 HH	F05007-7	2
14	NUT, 3/8-16 HEX NYLON LOCK	F05010-10	2
15	BRACKET WELDMENT, REAR TUBE COVER	087105-1	1
16	COVER, REAR MAIN TUBE	015023	1
17	WASHER, 8.4 FLAT ZINC	F81054-1	2
18	WASHER 8,2 SPLIT LOCK ZINC	F81054-4	2
19	BOLT, 5/16-18 X 1" HEX HEAD	F05006-1	2

### 7.4 Feed Chain/Stop



REF	DESCRIPTION (◆ indicates parts available in assemblies only)	PART #	QTY
1	MOUNT WELDMENT, FRONT CARRIAGE STOP	546123-1	1
2	TENSIONER, POWER FEED CHAIN ZINC-PLATED	089364-1	1
3	SPRING, TENSIONER BLADE LT15	014828	1
4	WASHER, 17/40-3 ZINC-PLATED	089360-1	1
5	WASHER, 17 SPLIT LOCK ZINC	F81058-1	3
6	NUT, M16-5.8 HEX ZINC	F81036-1	2
7	PIN, 16X117 W/PLATE	089361-1	1
8	BUSHING, 11/16X2 1/8X1 3/4 RUBBER	P12165	1
9	PIN, S-Zn 4x25 COTTER	F81043-2	1
10	BOLT, M8X25-8.8 ZINC MUSHROOM HEAD SQUAR	F81002-59	2
11	WASHER, 8.4 FLAT ZINC	F81054-1	2
12	NUT, M8-8-B HEX NYLON ZINC LOCK	F81032-2	2
13	BOLT, M10X25 8.8 HEX HEAD FULL THREAD	F81003-31	2
14	WASHER, 10.5 FLAT ZINC	F81055-1	4
15	NUT, M10-8-B HEX NYLON ZINC LOCK	F81033-1	2
	STOP ASSEMBLY, REAR POWER FEED	089362	1
16	Stop Weldment, Rear Power Feed	088346-1	1
17	PIN, 16X117 W/PLATE	089361-1	1
18	BUSHING, 11/16X2 1/8X1 3/4 RUBBER	P12165	1
19	WASHER, 17 SPLIT LOCK ZINC	F81058-1	1
20	Pin, S-Zn 4x25 Cotter	F81043-2	1
21	BOLT, M12X25-8.8 HEX HEAD FULL THREAD ZINC	F81004-31	2
22	WASHER, 13 FLAT ZINC	F81056-1	2
	CHAIN, 10B-1 POWER FEED	088670	1
	CHAIN 10B-1 (0,9m)	506516	1
	LINK, 10B-1PZ MASTER	088671	2

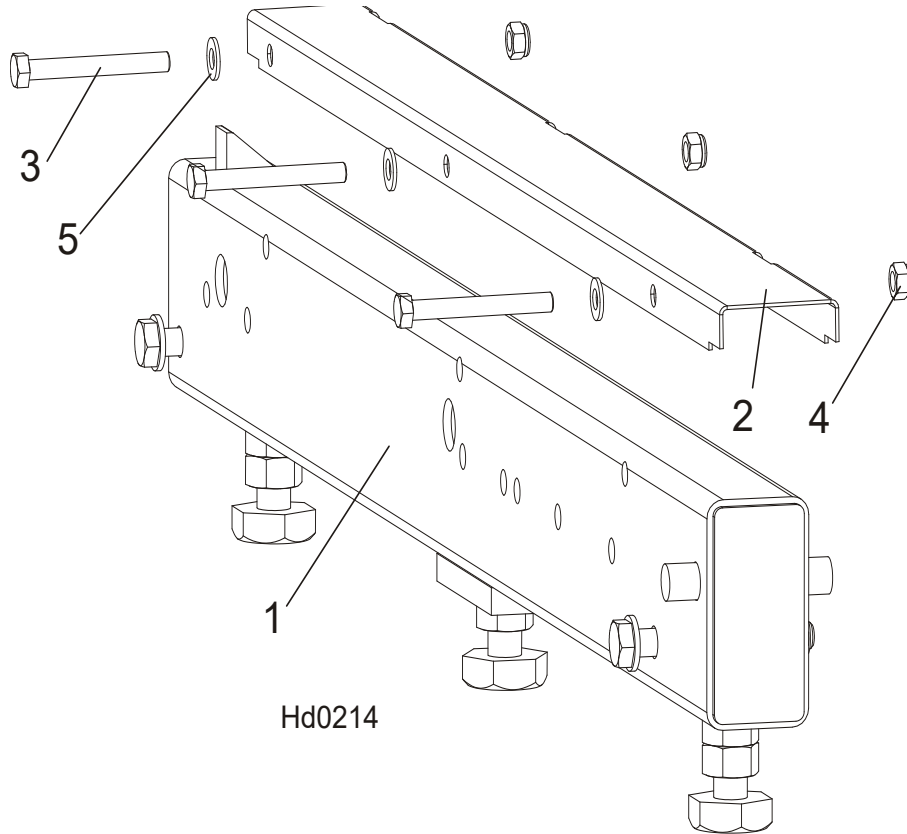
## 7.5 Lower Track Rollers



REF	DESCRIPTION (◆ indicates parts available in assemblies only)	PART #	QTY
	<b>BLOCK ASSEMBLY, VERTICAL MAST ALIGNMENT DOUBLE</b>	088523	1
1	Block, Vertical Mast Alignment Double	088517	1
2	Block, Cam Follower Mount	088520	1
3	Bearing, Cam Follower (McGill)	012797	2
4	Washer, 16.3 Split Zinc Lock	F81058-2	2
5	Nut, 5/8"-18 Zinc	F05010-11	2
6	Pin, Cam Follower Mount	088521	1
7	WASHER, 17 SPLIT LOCK ZINC	F81058-1	1
8	Nut, M16-8 Hex Nylon Zinc Lock	F81036-2	1
9	Pin, Safety Lock	088519	1
10	FITTING, M6 GREASE	086280	1
	<b>BLOCK ASSEMBLY, VERTICAL MAST ALIGNMENT SINGLE</b>	088524	1
11	Block, Vertical Mast Alignment Single	088518	1
12	Bearing, Cam Follower (McGill)	012797	1
13	Washer, 16.3 Split Zinc Lock	F81058-2	1
14	Nut, 5/8"-18 Zinc	F05010-11	1
15	<b>PLATE, LOWER TRACK ROLLER RETAINER</b>	088516	3
16	<b>BOLT, M10X30-8.8 HEX HEAD FULL THREAD ZI</b>	F81003-2	12
17	<b>WASHER, Z 10.2 SPLIT LOCK ZINC</b>	F81055-2	12
18	<b>BOLT, M12X1.25X65-8.8 HEX HEAD FULL THREAD ZINC</b>	F81004-40	6
19	<b>WASHER, Z12.2 SPLIT LOCK ZINC</b>	F81056-2	3
20	<b>NUT, M12X1.25-8 ZINC HEX</b>	F81034-8	3
21	<b>BLOCK WELDMENT, LOWER TRACK ROLLER MOUNT</b>	091425	1

## SECTION 8 BED FRAME ASSEMBLY

### 8.1 Front Bed Rail Assembly

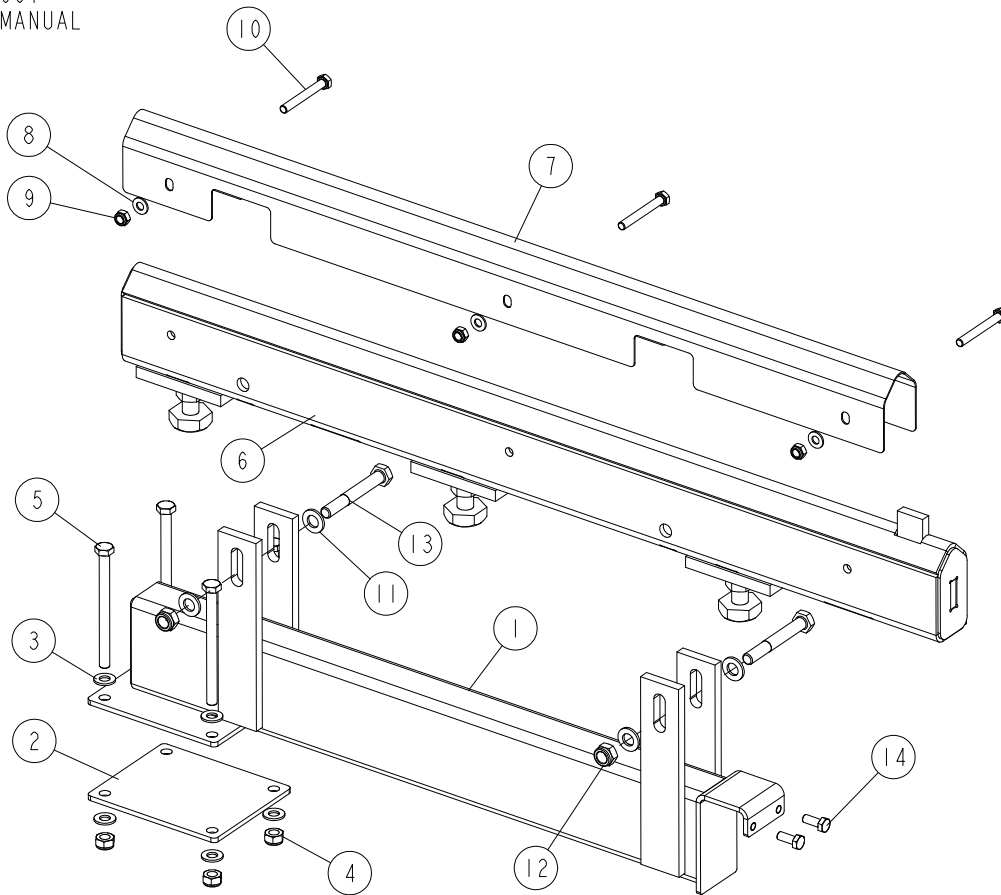


REF.	DESCRIPTION (◆ Indicates Parts Available in Assemblies Only)	PART #	QTY
1	RAIL, DRIVEN LOG LEVELLING ROLLER MOUNT - "M" FRAME	100676	1
2	COVER, STAINLESS STEEL	099124	1
3	BOLT, M8X65-5.8 ZINC HEX HEAD	F81002-3	3
4	NUT, M8-8-B HEX NYLON ZINC LOCK	F81032-2	3
5	WASHER, 8.4 FLAT ZINC	F81054-1	3



## 8.2 Additional Angled Bed Rail (Long) - Complete

545592\_001  
 545592\_MANUAL



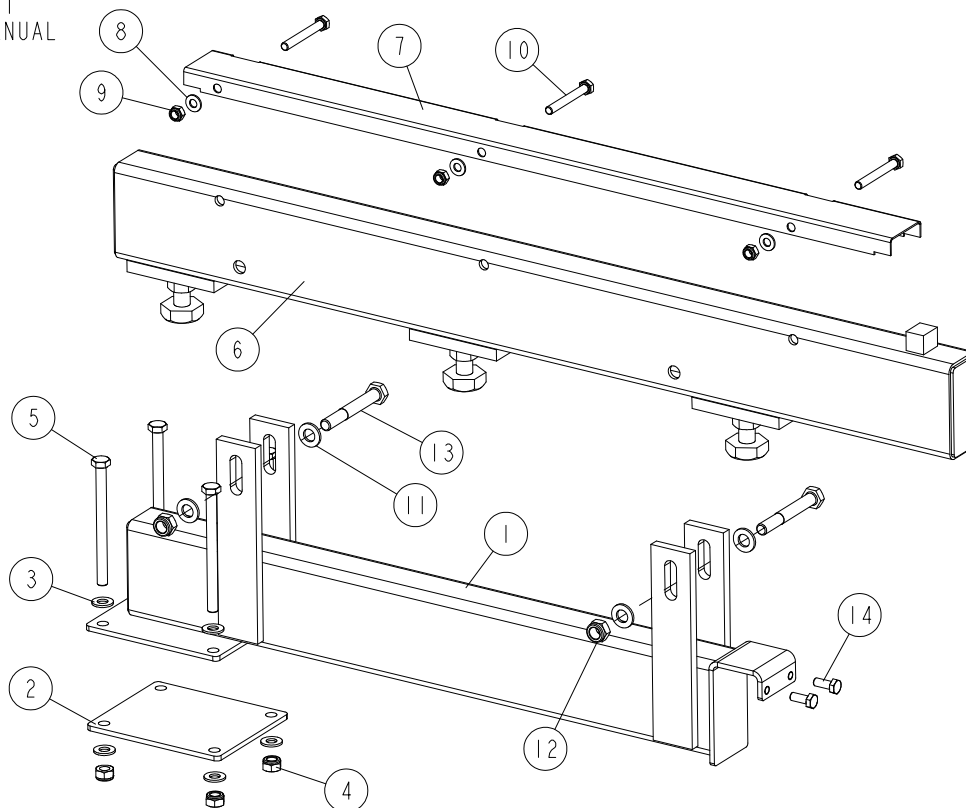
REF.	DESCRIPTION (◆ Indicates Parts Available in Assemblies Only)	PART #	QTY
-	ADDITIONAL ANGLED BED RAIL (LONG) - COMPLETE	545592	1
1	SUPPORT, ADDITIONAL BED RAIL	545591-1	1
2	PLATE, MOUNT	087055-1	1
3	WASHER, 10.5 FLAT ZINC	F81055-1	8
4	NUT, M10-8-B HEX NYLON ZINC LOCK	F81033-1	4
5	BOLT, M10X125 8.8 HEX HEAD ZINC	F81003-18	4
6	TUBE, ADDITIONAL BED RAIL	545589-1	1
7	COVER, ADDITIONAL BED RAIL	545594	1
8	WASHER, 8.4 FLAT ZINC F81054-1 16	F81054-1	3
9	NUT, M8-8-B HEX NYLON ZINC LOCK	F81032-2	3
10	BOLT, M8X65 8.8 HEX HEAD FULL THREAD ZINC	F81002-9	3
11	WASHER, 13 FLAT ZINC	F81056-1	4
12	NUT, M12 8 HEX NYLON ZINC LOCK	F81034-2	2
13	BOLT, M12X90 8.8 HEX HEAD ZINC	F81004-2	2
14	BOLT, M8 X 20-8.8-B HEX HEAD FULL THREAD ZINC	F81002-4	2

# 8 BED FRAME ASSEMBLY

## Additional Flat Bed Rail (Long) - Complete

### 8.3 Additional Flat Bed Rail (Long) - Complete

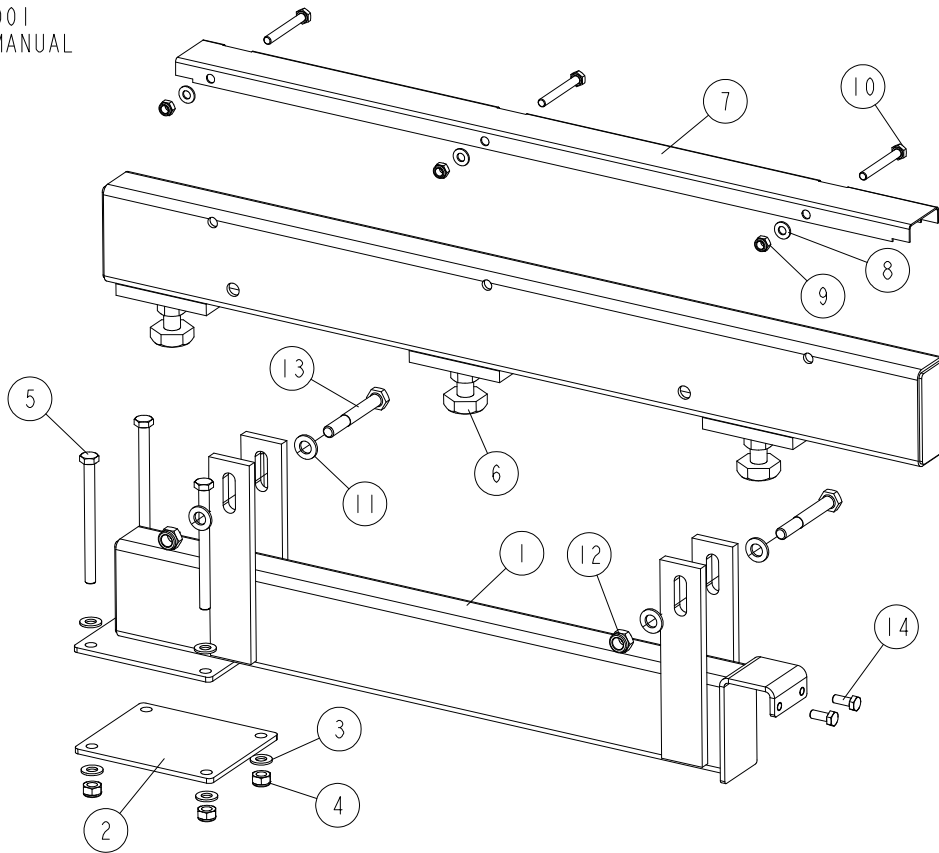
545597\_001  
545597\_MANUAL



REF.	DESCRIPTION (◆ Indicates Parts Available in Assemblies Only)	PART #	QTY
-	<b>ADDITIONAL FLAT BED RAIL (LONG) - COMPLETE</b>	545597	1
1	SUPPORT, ADDITIONAL BED RAIL	545591-1	1
2	PLATE, MOUNT	087055-1	1
3	WASHER, 10.5 FLAT ZINC	F81055-1	8
4	NUT, M10-8-B HEX NYLON ZINC LOCK	F81033-1	4
5	BOLT, M10X125 8.8 HEX HEAD ZINC	F81003-18	4
6	TUBE, ADDITIONAL BED RAIL	545595-1	1
7	COVER, ADDITIONAL BED RAIL	099124	1
8	WASHER, 8.4 FLAT ZINC F81054-1 16	F81054-1	3
9	NUT, M8-8-B HEX NYLON ZINC LOCK	F81032-2	3
10	BOLT, M8X65 8.8 HEX HEAD FULL THREAD ZINC	F81002-9	3
11	WASHER, 13 FLAT ZINC	F81056-1	4
12	NUT, M12 8 HEX NYLON ZINC LOCK	F81034-2	2
13	BOLT, M12X90 8.8 HEX HEAD ZINC	F81004-2	2
14	BOLT, M8 X 20-8.8-B HEX HEAD FULL THREAD ZINC	F81002-4	2

## 8.4 Additional Flat Bed Rail (Short) - Complete

545645\_001  
545645\_MANUAL



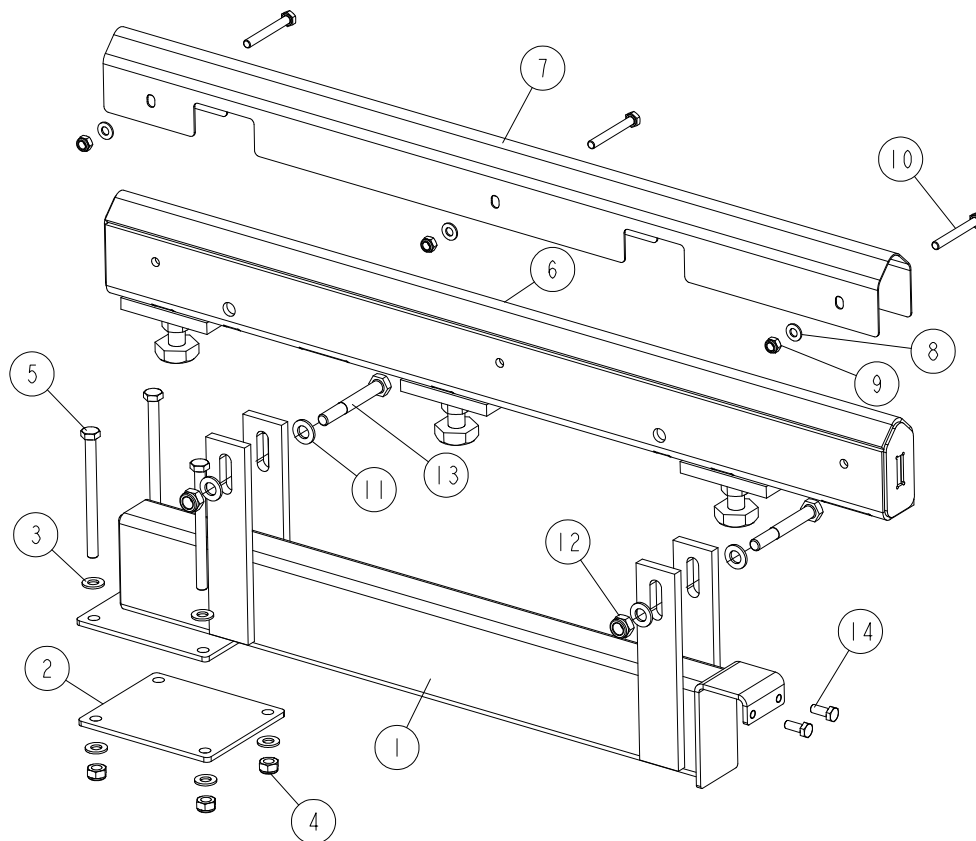
REF.	DESCRIPTION (◆ Indicates Parts Available in Assemblies Only)	PART #	QTY
-	ADDITIONAL FLAT BED RAIL (SHORT) - COMPLETE	545645	1
1	SUPPORT, ADDITIONAL BED RAIL	545591-1	1
2	PLATE, MOUNT	087055-1	1
3	WASHER, 10.5 FLAT ZINC	F81055-1	8
4	NUT, M10-8-B HEX NYLON ZINC LOCK	F81033-1	4
5	BOLT, M10X125 8.8 HEX HEAD ZINC	F81003-18	4
6	TUBE, ADDITIONAL BED RAIL	545643-1	1
7	COVER, ADDITIONAL BED RAIL	099124	1
8	WASHER, 8.4 FLAT ZINC F81054-1 16	F81054-1	3
9	NUT, M8-8-B HEX NYLON ZINC LOCK	F81032-2	3
10	BOLT, M8X65 8.8 HEX HEAD FULL THREAD ZINC	F81002-9	3
11	WASHER, 13 FLAT ZINC	F81056-1	4
12	NUT, M12 8 HEX NYLON ZINC LOCK	F81034-2	2
13	BOLT, M12X90 8.8 HEX HEAD ZINC	F81004-2	2
14	BOLT, M8 X 20-8.8-B HEX HEAD FULL THREAD ZINC	F81002-4	2

# 8 BED FRAME ASSEMBLY

## Additional Angled Bed Rail (Short) - Complete

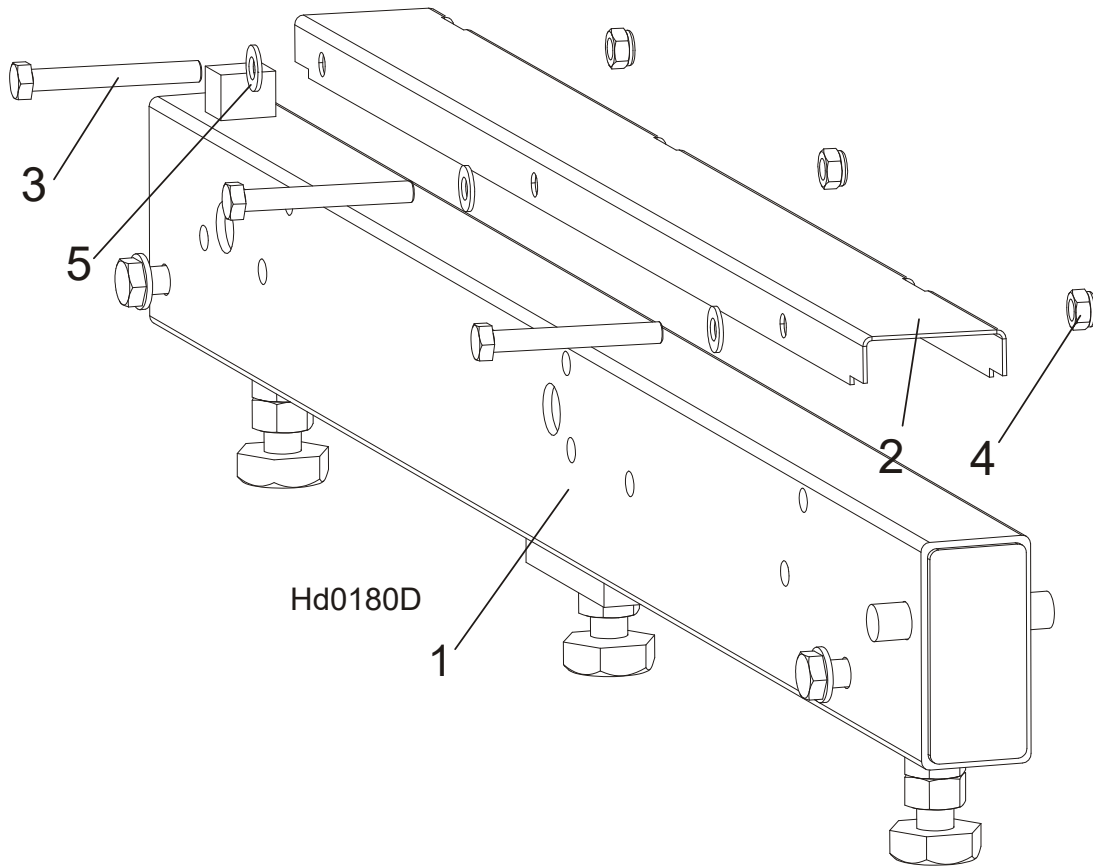
### 8.5 Additional Angled Bed Rail (Short) - Complete

545632\_001  
545632\_MANUAL



REF.	DESCRIPTION (◆ Indicates Parts Available in Assemblies Only)	PART #	QTY
-	ADDITIONAL ANGLED BED RAIL (SHORT) - COMPLETE	545632	1
1	SUPPORT, ADDITIONAL BED RAIL	545591-1	1
2	PLATE, MOUNT	087055-1	1
3	WASHER, 10.5 FLAT ZINC	F81055-1	8
4	NUT, M10-8-B HEX NYLON ZINC LOCK	F81033-1	4
5	BOLT, M10X125 8.8 HEX HEAD ZINC	F81003-18	4
6	TUBE, ADDITIONAL BED RAIL	545630-1	1
7	COVER, ADDITIONAL BED RAIL	545594	1
8	WASHER, 8.4 FLAT ZINC F81054-1 16	F81054-1	3
9	NUT, M8-8-B HEX NYLON ZINC LOCK	F81032-2	3
10	BOLT, M8X65 8.8 HEX HEAD FULL THREAD ZINC	F81002-9	3
11	WASHER, 13 FLAT ZINC	F81056-1	4
12	NUT, M12 8 HEX NYLON ZINC LOCK	F81034-2	2
13	BOLT, M12X90 8.8 HEX HEAD ZINC	F81004-2	2
14	BOLT, M8 X 20-8.8-B HEX HEAD FULL THREAD ZINC	F81002-4	2

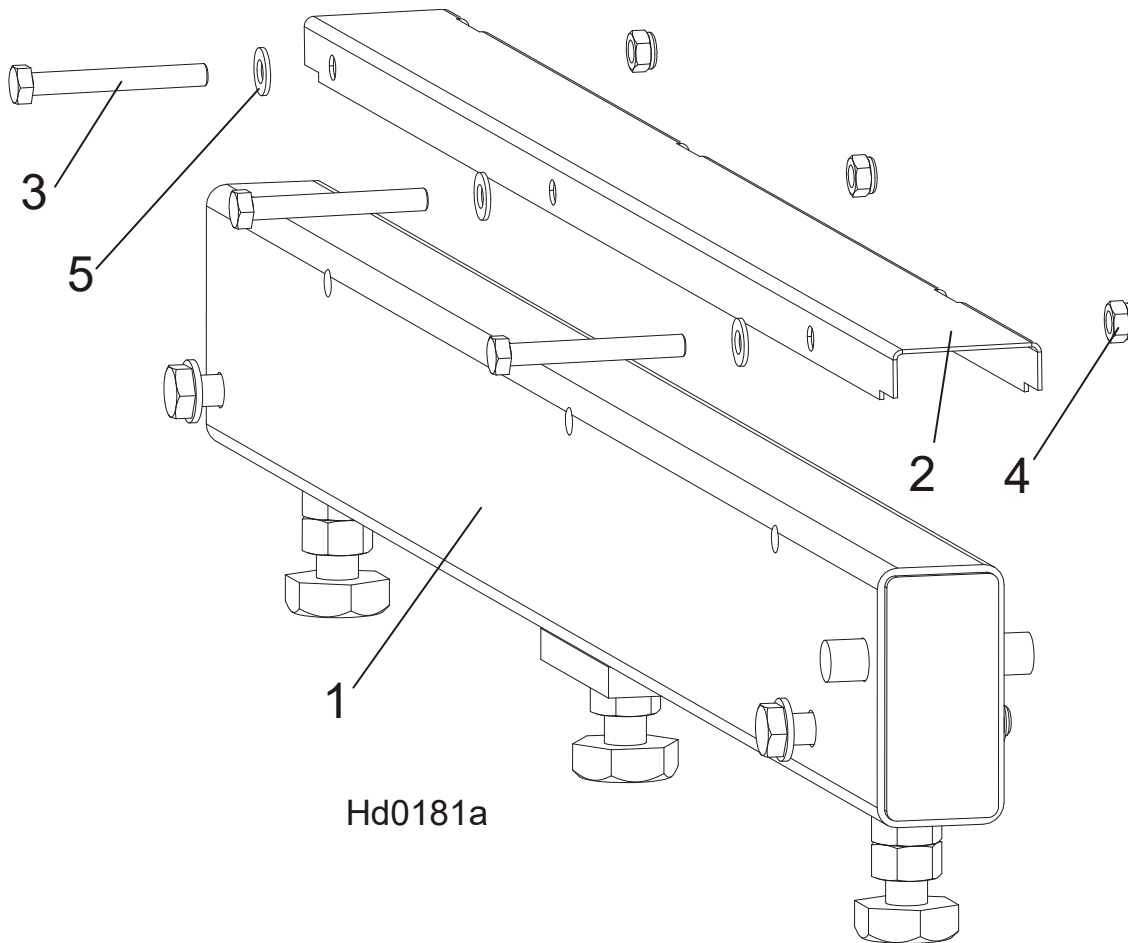
**8.6 Rear Bed Rail Assembly**



REF.	DESCRIPTION (◆ Indicates Parts Available in Assemblies Only)	PART #	QTY
1	RAIL, BED - 1	091555	1
2	COVER, STAINLESS STEEL	099124	1
3	BOLT, M8X65-5.8 ZINC HEX HEAD	F81002-3	3
4	NUT, M8-8-B HEX NYLON ZINC LOCK	F81032-2	3
5	WASHER, 8.4 FLAT ZINC	F81054-1	3

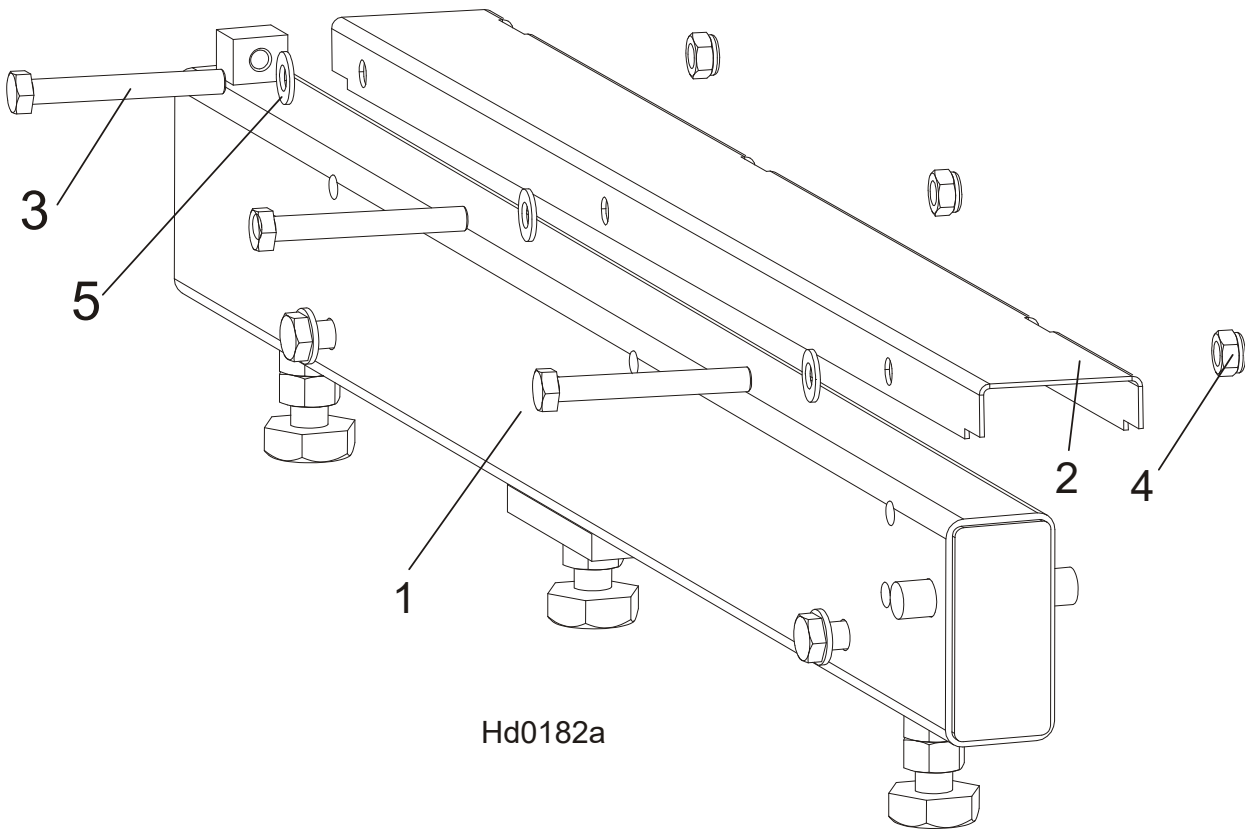
**8** **BED FRAME ASSEMBLY**  
*Front Middle Bed Rail Assembly*

**8.7 Front Middle Bed Rail Assembly**



REF.	DESCRIPTION (◆ Indicates Parts Available in Assemblies Only)	PART #	QTY
1	RAIL, BED - 2	091556	1
2	COVER, STAINLESS STEEL	099124	1
3	BOLT, M8X65-5.8 ZINC HEX HEAD	F81002-3	3
4	NUT, M8-8-B HEX NYLON ZINC LOCK	F81032-2	3
5	WASHER, 8.4 FLAT ZINC	F81054-1	3

**8.8 Rear Middle Bed Rail Assembly**



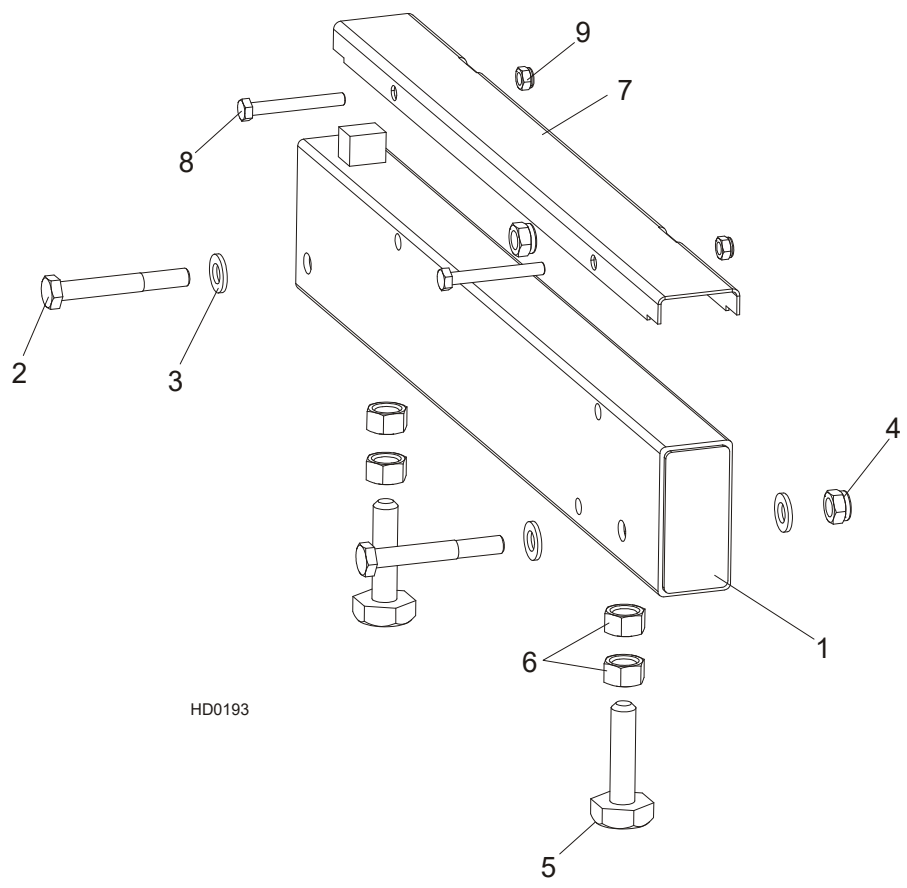
Hd0182a

REF.	DESCRIPTION (◆ Indicates Parts Available in Assemblies Only)	PART #	QTY
1	RAIL, BED - 3	091557	1
2	COVER, STAINLESS STEEL	099124	1
3	BOLT, M8X65-5.8 ZINC HEX HEAD	F81002-3	3
4	NUT, M8-8-B HEX NYLON ZINC LOCK	F81032-2	3
5	WASHER, 8.4 FLAT ZINC	F81054-1	3

# 8 BED FRAME ASSEMBLY

Bed Rail Assembly, Front (LT70M Super)

## 8.9 Bed Rail Assembly, Front (LT70M Super)

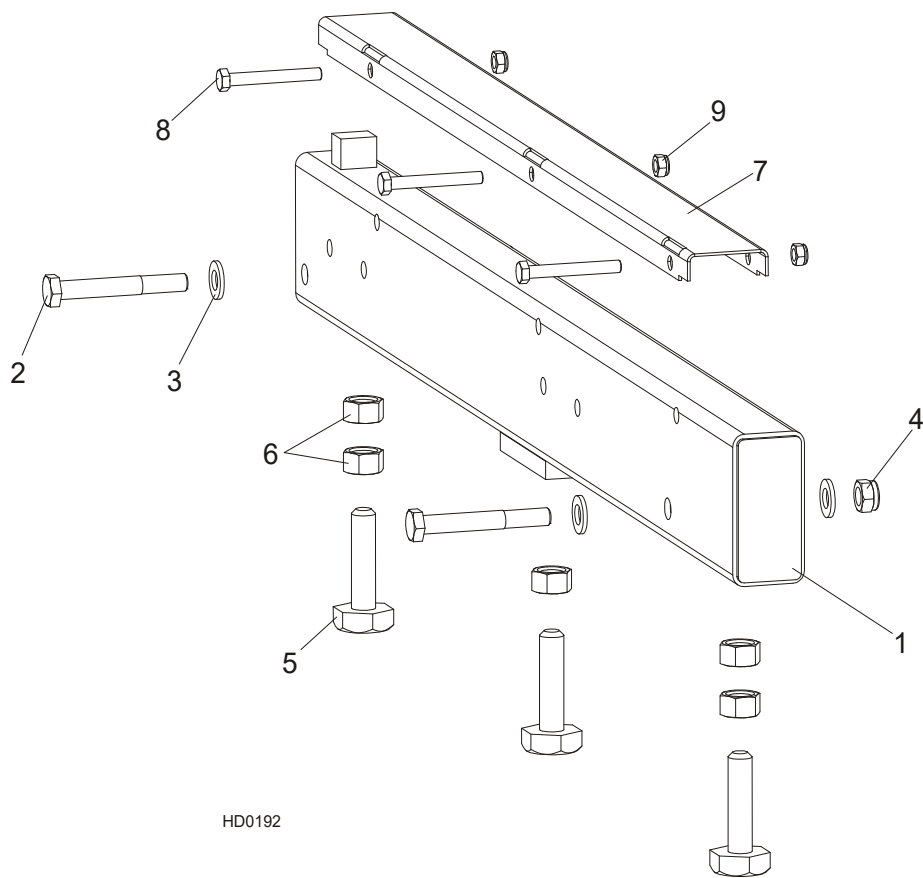


REF	DESCRIPTION (◆ Indicates Parts Available In Assemblies Only)	PART #	QTY.
1	<b>ŁÓŻE KŁODY PRZEDNIE - LT70M SUPER</b>	095646	1
2	Bolt, M12 x 90-8.8 Hex Head	F81004-2	2
3	Washer, 13 SAE Flat	F81056-1	4
4	Nut, M12-8 Hex Nylon Lock	F81034-2	2
5	Bolt, M16 Bed Rail Adjustment	086809	2
6	Nut, M16-5-B Hex Head Zinc	F81036-5	4
7	<b>COVER, 22.75 SS LT50 PIVOT</b>	S13012 <sup>1</sup>	1
8	<b>BOLT, M8X65-5.8 HEX HEAD ZINC</b>	F81002-3	2
9	<b>NUT, M8-8-B HEX NYLON ZINC LOCK</b>	F81032-2	2

<sup>1</sup> Należy do zespołu 096477.



**8.10 Bed Rail Assembly, Middle (LT70M Super)**



REF	DESCRIPTION (◆ Indicates Parts Available In Assemblies Only)	PART #	QTY.
1	ŁOŻE ŚRODKOWE KŁODY - LT70M SUPER	096478	1(4)
	ŁOŻE ŚRODKOWE KŁODY Z OTWOREM - LT70M SUPER	096993	1
	ŁOŻE ŚRODKOWE KŁODY DO POWER ROLKI - LT70M SUPER	095650	1
2	Bolt, M12 x 90-8.8 Hex Head	F81004-2	2
3	Washer, 13 SAE Flat	F81056-1	4
4	Nut, M12-8 Hex Nylon Lock	F81034-2	2
5	Bolt, M16 Bed Rail Adjustment	086809	3
6	Nut, M16-5-B Hex Head Zinc	F81036-5	5
7	COVER, STAINLESS STEEL BED RAIL	S09944 <sup>1</sup>	1
8	BOLT, M8X65-5.8 HEX HEAD ZINC	F81002-3	3
9	NUT, M8-8-B HEX NYLON ZINC LOCK	F81032-2	3

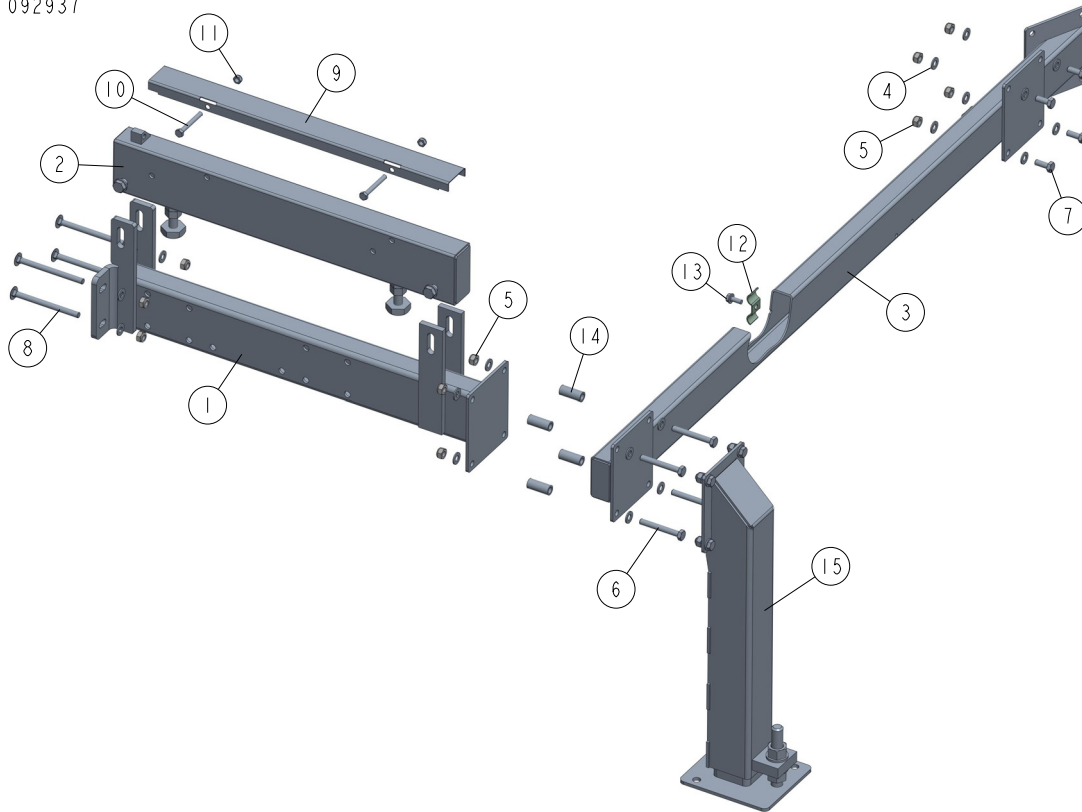
<sup>1</sup> Należy do zespołu 096477.

# 8 BED FRAME ASSEMBLY

## Front Clamp Mount Assembly (A/DH5/7)

### 8.11 Front Clamp Mount Assembly (A/DH5/7)

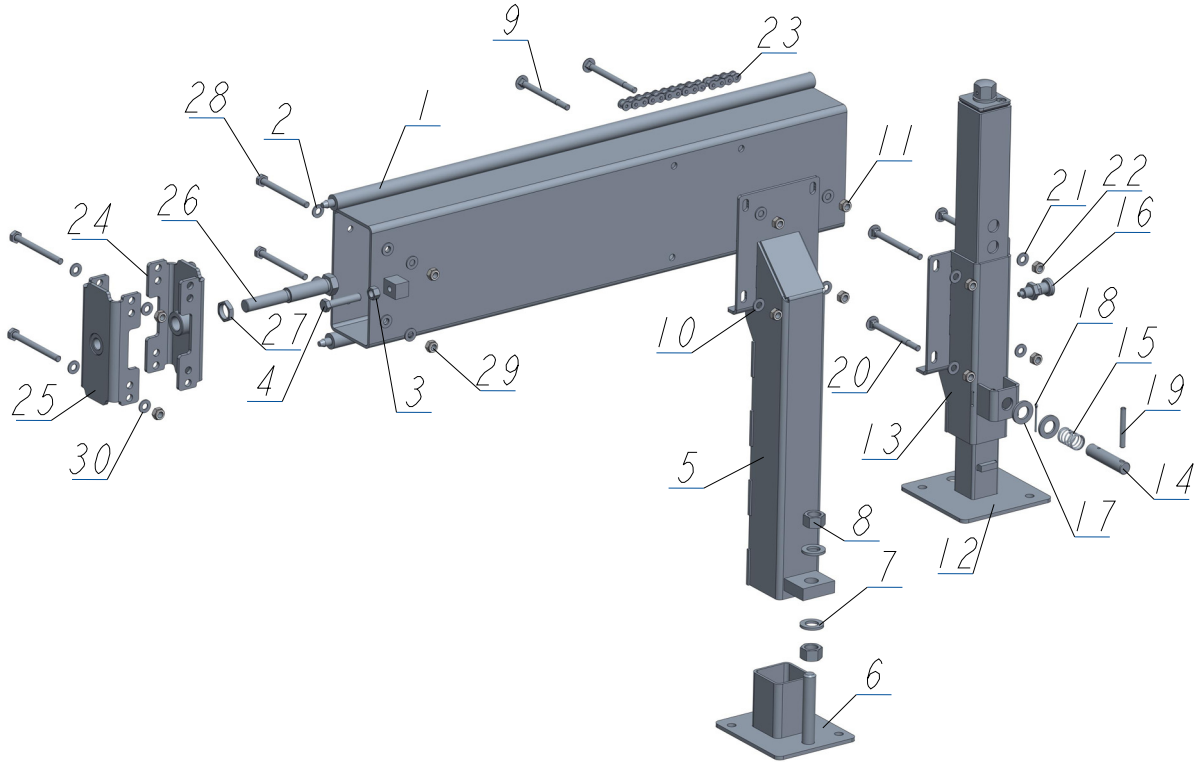
092937\_001  
092937



REF	DESCRIPTION (u indicates parts available in assemblies only)	PART #	QTY
-	<b>CLAMP MOUNT ASSEMBLY - FRONT</b>	092937	1
1	BED RAIL ASSEMBLY, FRONT	092903-1	1
2	RAIL, AH5/DH5 BED	095131-1	1
3	TUBE WELDMENT, BED FRONT	092904-1	1
4	WASHER, 10.5 FLAT ZINC	F81055-1	20
5	NUT, M10-8-B NYLON HEX ZINC LOCK	F81033-1	12
6	BOLT, M10X75-8.8 HEX HEAD ZINC	F81003-15	4
7	BOLT, M10X25-8.8 HEX HEAD FULL THREAD ZI	F81003-11	4
8	BOLT, M10X125 8.8 CARRIAGE ZINC	F81003-34	4
9	COVER, PIVOT BED RAIL	099123	1
10	BOLT, M8X65 5.8 HEX HEAD ZINC	F81002-3	2
11	NUT, M8-8-B HEX NYLON ZINC LOCK	F81032-2	2
12	PLATE, 1/4 HOSE CLAMP	S09245	2
13	BOLT, 5/16-18 X 3/4 SELF-TAPPING	F05015-30	2
14	BUSHING, ZINC-PLATED SPACER	095427-1	4
15	LEG, LEFT STATIONARY ADJUSTABLE	501639	1

### 8.12 Bed Extension LT70 (0.9m) - Complete

540139\_70\_001\_B  
 540139\_70\_MANUAL



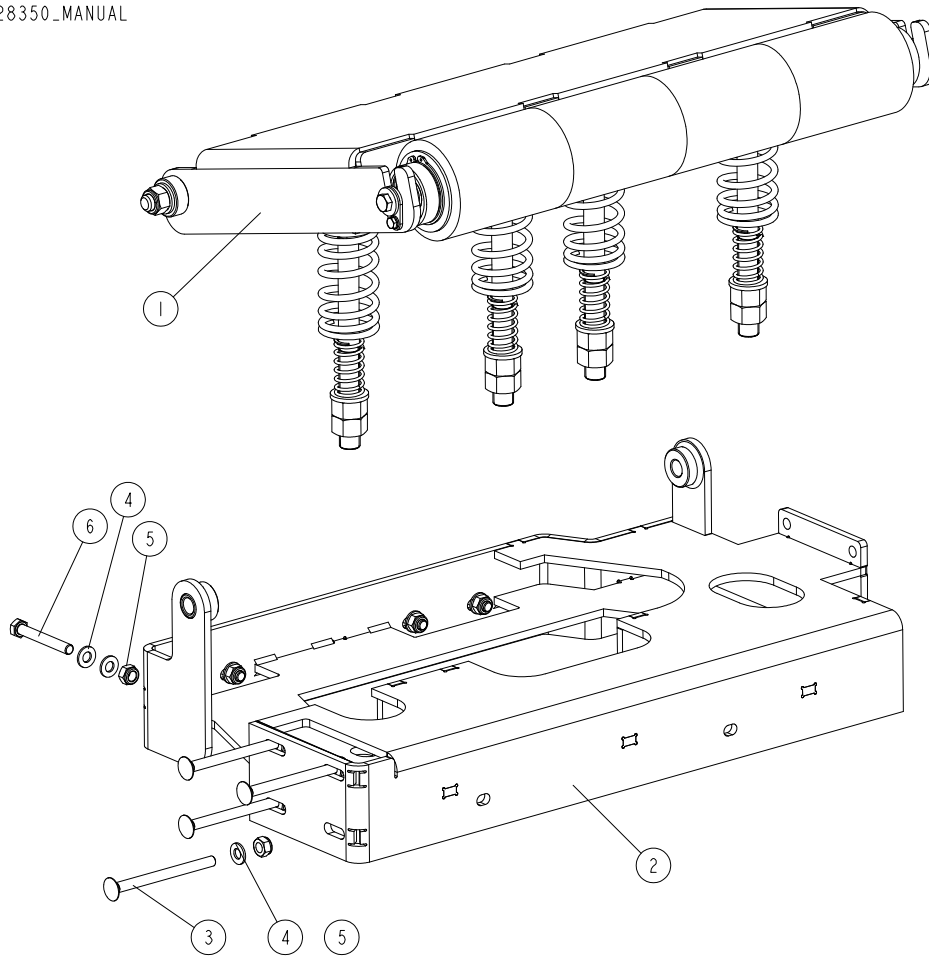
REF	DESCRIPTION (u indicates parts available in assemblies only)	PART #	QTY
-	<b>EXTENSION, LT70 (0.9M) TRACK RAIL - COMP</b>	540139-70	1
1	TUBE WELDMENT, 0.9M W/RODS	540138-1	1
2	WASHER, 10.5 FLAT ZINC	F81055-1	4
3	NUT, M12-8 ZINC	F81034-1	1
4	BOLT M12X60-8 HEX HEAD FULL THREAD ZINC	F81004-51	1
-	<b>LEG, RIGHT ADJUSTABLE STATIONARY</b>	501640	1
5	LEG, MAIN TUBE (HIGH)	507620-1	1
6	FOOT	586948-1	1
7	WASHER, 21 FLAT ZINC	F81059-2	2
8	NUT, M20-8 HEX ZINC	F81037-1	2
9	BOLT, M10X120 8.8 CARRIAGE ZINC	F81003-33	4
10	WASHER, 10.5 FLAT ZINC	F81055-1	4
11	NUT, M10-8-B NYLON HEX ZINC LOCK	F81033-1	4
-	<b>LEG, COMPLETE FINE ADJUST OUTRIGGER</b>	094584	1
12	FINE ADJUST OUTRIGGER LEG	093589	1
13	GUIDE, FINE ADJUST OUTRIGGER LEG	506114-1	1
14	PIN, OUTRIGGER PULL	087012-1	1
15	SPRING, ZINC	087040	1
16	PIN, DETENT	090197	1
17	WASHER, 21 FLAT ZINC	F81059-2	2

**BED FRAME ASSEMBLY***Bed Extension LT70 (0.9m) - Complete*

REF	DESCRIPTION (u indicates parts available in assemblies only)	PART #	QTY	
18	PIN, S-ZN 4X25 COTTER	F81043-2	1	
19	PIN 8X65 ROLL	F81046-1	1	
20	BOLT, M10X120 8.8 CARRIAGE ZINC	F81003-33	4	
21	WASHER, 10.5 FLAT ZINC	F81055-1	4	
22	NUT, M10-8-B NYLON HEX ZINC LOCK	F81033-1	4	
23	CHAIN, 0.9M LT70	540147	1	
-	BRACE KIT BX	501340	1	
24	CONNECTOR, BX (M24) - WLDMT/PTD	500989-1	1	
25	CONNECTOR, BX (M20) - WLDMT/PTD.	501339-1	1	
26	BOLT, ZINC SPECIAL	087188-1	1	
27	NUT, M24X2 ZINC SPECIAL	087626-1	1	
28	BOLT, M10 X 115-8.8 HEX HEAD ZINC	F81003-19	4	
29	NUT, M10-8-B NYLON HEX ZINC LOCK	F81033-1	4	
30	WASHER, 10.5 FLAT ZINC	F81055-1	8	

**8.13 Board Removal Bumper, "M" Frame (No. 528350)**

528350\_001  
528350\_MANUAL



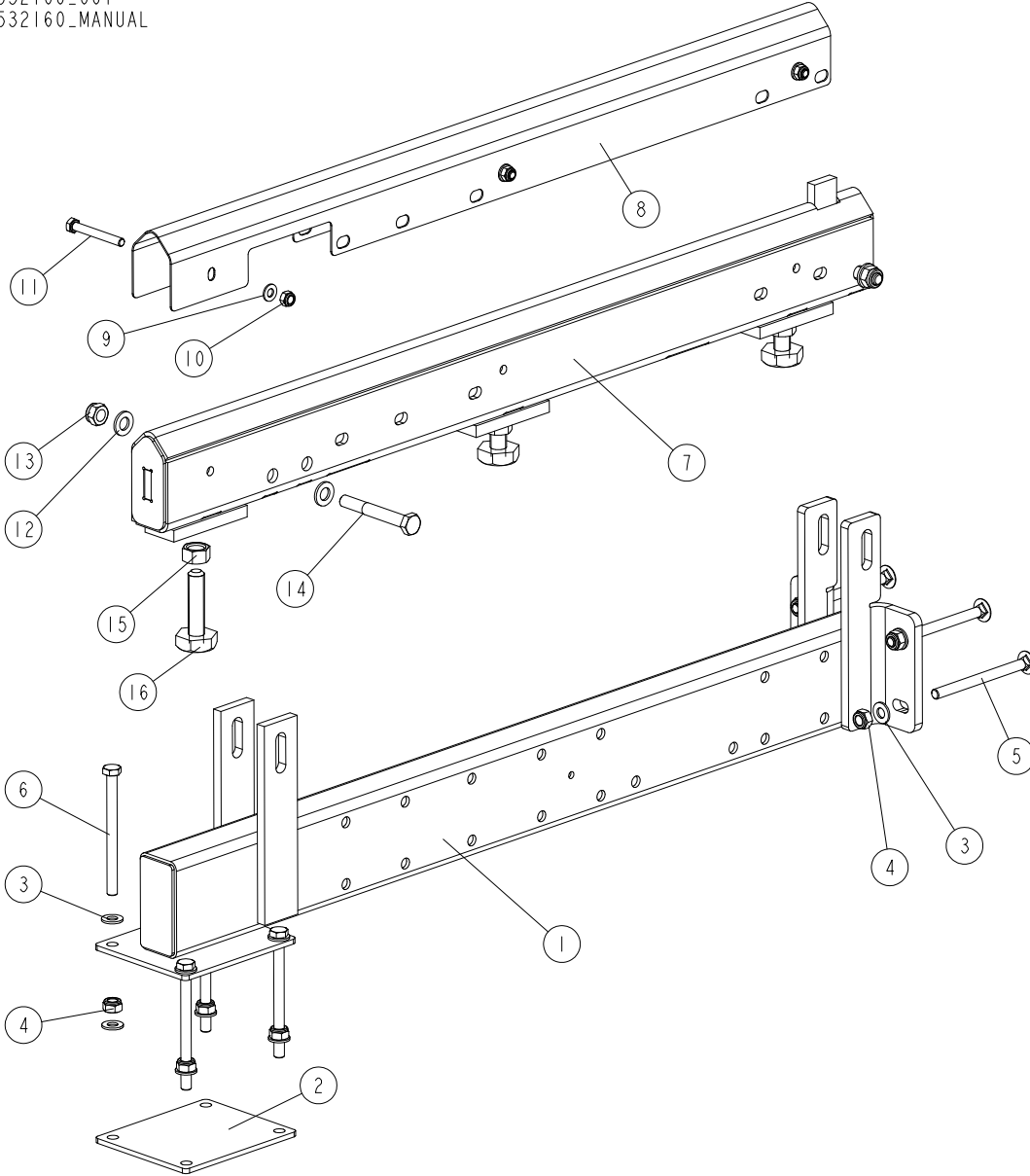
REF.	DESCRIPTION (◆ Indicates Parts Available in Assemblies Only)	PART #	QTY
	<b>BUMPER, BOARD REMOVAL - COMPLETE (FOR M FRAME)</b>	528350	1
1	ROLLER, BOARD REMOVAL BUMPER (M/S FRAME)	527049	1
2	FRAME, BOARD REMOVAL BUMPER	529773-1	1
3	BOLT, M10X125 8.8 CARRIAGE ZINC	F81003-34	4
4	WASHER, 10.5 FLAT ZINC	F81055-1	12
5	NUT, M10-8-B HEX NYLON ZINC LOCK	F81033-1	8
6	BOLT, M10X75-8.8 HEX HEAD ZINC	F81003-15	4

# 8 BED FRAME ASSEMBLY

## Angled Bed Rail ("S" Type Frame)

### 8.14 Angled Bed Rail ("S" Type Frame)

532160\_001  
532160\_MANUAL



REF.	DESCRIPTION (◆ Indicates Parts Available in Assemblies Only)	PART #	QTY
-	<b>RAIL, "S" TYPE FRAME ADDITIONAL ANGLED - COMPLETE</b>	532160	1
1	TUBE, ADDITIONAL BED RAIL SUPPORT ("S" FRAME)	531249-1	1
2	PLATE, MOUNT	087055-1	1
3	WASHER, 10.5 FLAT ZINC	F81055-1	12
4	NUT, M10-8-B HEX NYLON ZINC LOCK	F81033-1	8
5	BOLT, M10X125 8.8 CARRIAGE ZINC	F81003-34	4
6	BOLT, M10X125 8.8 HEX HEAD ZINC	F81003-18	4
7	RAIL, ADJUSTABLE ANGLED	521930	1
8	COVER, BED RAIL ("M-SUPER" & "L" FRAMES)	522979	1

# BED FRAME ASSEMBLY

## *Angled Bed Rail ("S" Type Frame)*



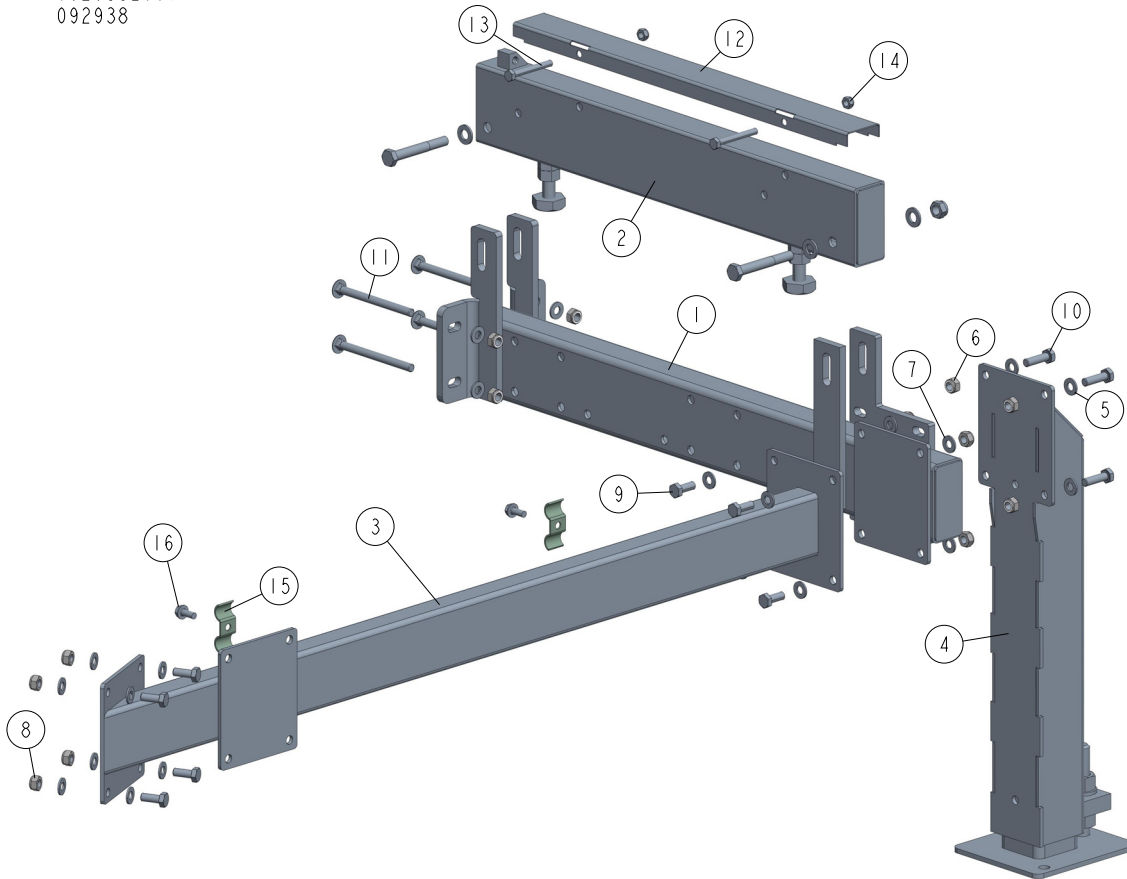
REF.	DESCRIPTION (◆ Indicates Parts Available in Assemblies Only)	PART #	QTY	
9	WASHER, 8.4 FLAT ZINC	F81054-1	3	
10	NUT, M8-8-B HEX NYLON ZINC LOCK	F81032-2	3	
11	BOLT, M8X65 8.8 HEX HEAD FULL THREAD ZINC	F81002-9	3	
12	WASHER, 13 FLAT ZINC	F81056-1	4	
13	NUT, M12 8 HEX NYLON ZINC LOCK	F81034-2	2	
14	BOLT, M12X90 8.8 HEX HEAD ZINC	F81004-2	2	
-	BOLT W/NUT (M16 BOLT & NUT)	516629	3	
15	NUT, M16 5.8 HEX	F81036-5	1	
16	BOLT, M16	505006	1	

# 8 BED FRAME ASSEMBLY

## Clamp Mount Rear (A/DH5/7)

### 8.15 Clamp Mount Rear (A/DH5/7)

092938\_001  
092938

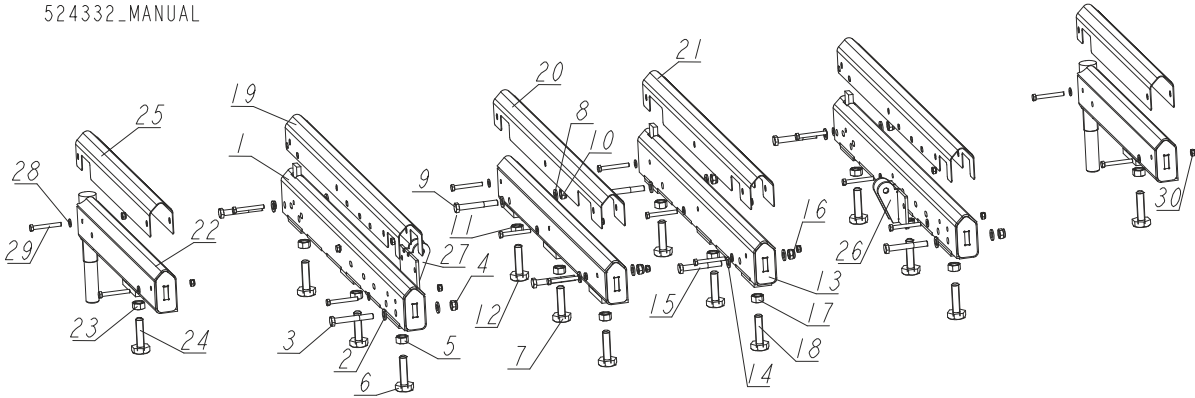


REF	DESCRIPTION (u indicates parts available in assemblies only)	PART #	QTY
-	<b>CLAMP MOUNT ASSEMBLY - REAR</b>	092938	1
1	BED RAIL ASSEMBLY, REAR	092902-1	1
2	RAIL, AH5/DH5 BED	095131-1	1
3	TUBE WELDMENT, BED REAR	092907-1	1
-	LEG, LEFT STATIONARY ADJUSTABLE	501639	1
4	TUBE WELDMENT, ADJUSTABLE LEG	507715-1	1
5	WASHER, 10.5 FLAT ZINC	F81055-1	4
6	NUT, M10-8-B NYLON HEX ZINC LOCK	F81033-1	4
7	WASHER, 10.5 FLAT ZINC	F81055-1	20
8	NUT, M10-8-B NYLON HEX ZINC LOCK	F81033-1	12
9	BOLT, M10X25-8.8 HEX HEAD FULL THREAD ZI	F81003-11	8
10	BOLT, M10X35 - 8.8 HEX HEAD FULL THREAD	F81003-17	4
11	BOLT, M10X125 8.8 CARRIAGE ZINC	F81003-34	4
12	COVER, PIVOT BED RAIL	099123	1
13	BOLT, M8X65 5.8 HEX HEAD ZINC	F81002-3	2
14	NUT, M8-8-B HEX NYLON ZINC LOCK	F81032-2	2
15	PLATE, 1/4 HOSE CLAMP	S09245	2
16	BOLT, 5/16-18 X 3/4 SELF-TAPPING	F05015-30	2



**8.16 Angled Bed Rails, "M" Frame**

524332\_001  
 524332\_MANUAL



REF	DESCRIPTION (◆ indicates parts available in assemblies only)	PART #	QTY
-	RAIL SET, ANGLED BED - "M" FRAME	524332	1
1	RAIL, BED ADJUSTABLE (1 & 4)	520978-1	2
2	WASHER, 13 FLAT ZINC	F81056-1	4
3	BOLT, M12X90-8.8 HEX HEAD ZINC	F81004-2	2
4	NUT, M12 8 HEX NYLON ZINC LOCK	F81034-2	2
-	M16 BOLT W/NUT	516629	3
5	NUT, M16 5.8 HEX	F81036-5	1
6	BOLT, BED RAIL ADJUSTMENT	505006	1
7	RAIL, BED ADJUSTABLE L=849	520970-1	1
8	WASHER, 13 FLAT ZINC	F81056-1	4
9	BOLT, M12X90-8.8 HEX HEAD ZINC	F81004-2	2
10	NUT, M12 8 HEX NYLON ZINC LOCK	F81034-2	2
-	M16 BOLT W/NUT	516629	3
11	NUT, M16 5.8 HEX	F81036-5	1
12	BOLT, BED RAIL ADJUSTMENT	505006	1
13	RAIL, BED ADJUSTABLE (3)	520974-1	1
14	WASHER, 13 FLAT ZINC	F81056-1	4
15	BOLT, M12X90-8.8 HEX HEAD ZINC	F81004-2	2
16	NUT, M12 8 HEX NYLON ZINC LOCK	F81034-2	2
-	M16 BOLT W/NUT	516629	3
17	NUT, M16 5.8 HEX	F81036-5	1
18	BOLT, BED RAIL ADJUSTMENT	505006	1
19	COVER, BED RAIL	520903	2
20	COVER, MIDDLE BED RAIL - LEFT	521598	1
21	COVER, BED RAIL - RIGHT MIDDLE	521597	1
22	RAIL, BED PIVOT	521595-1	2
-	M16 BOLT & 2 NUTS	093710	1
23	NUT, M16 5.8 HEX	F81036-5	2
24	BOLT, BED RAIL ADJUSTMENT	505006	1
25	COVER, M & S FRAME BED RAIL	520355	2
26	BRACKET, ROLLER MOUNT - LEFT (ANGLED BED RAIL)	524350-1	1
27	BRACKET, ROLLER MOUNT - RIGHT (ANGLED BED RAIL)	524348-1	1



# BED FRAME ASSEMBLY

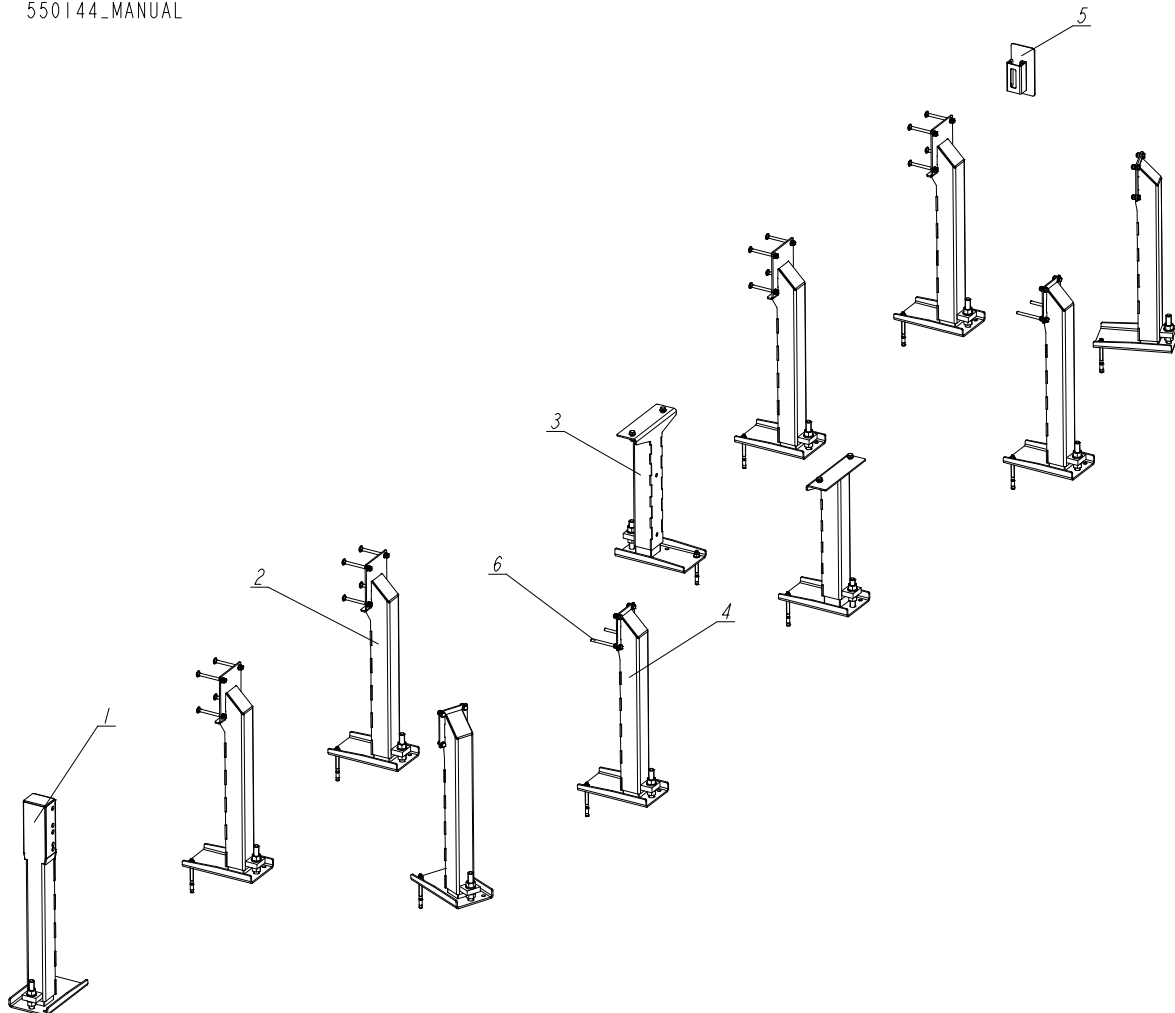
*Angled Bed Rails, "M" Frame*

---

REF	DESCRIPTION (◆ indicates parts available in assemblies only)	PART #	QTY	
28	WASHER, 8.4 FLAT ZINC	F81054-1	16	
29	BOLT, M8X65 5.8 HEX HEAD ZINC	F81002-3	16	
30	NUT, M8-8-B HEX NYLON ZINC LOCK	F81032-2	16	

## 8.17 Stationary Legs, "M" Frame

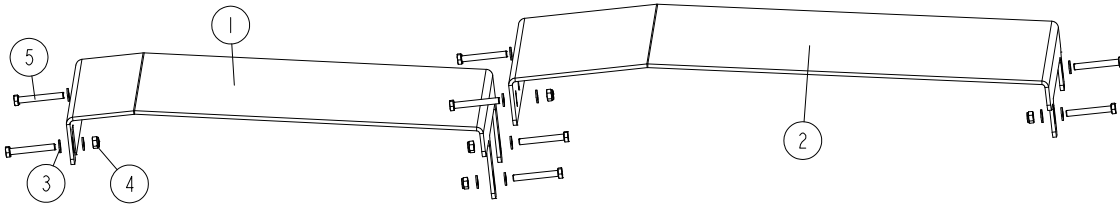
550144\_001  
 550144\_MANUAL



REF	DESCRIPTION (u indicates parts available in assemblies only)	PART #	QTY
-	<b>STATIONARY LEGS, ADJUSTABLE - "M" FRAME</b>	550144	1
1	LEG, FRONT STATIONARY ADJUSTABLE <a href="#">SEE SECTION 8.49</a>	550138	1
2	LEG, MAIN TUBE HIGH <a href="#">SEE SECTION 8.50</a>	550134	4
3	LEG, MIDDLE STATIONARY ADJUSTABLE <a href="#">SEE SECTION 8.51</a>	550126	2
4	LEG, LEFT STATIONARY ADJUSTABLE <a href="#">SEE SECTION 8.52</a>	550130	4
5	COVER ASSEMBLY, MAIN TUBE <a href="#">SEE SECTION 8.51</a>	093052	1
6	BOLT, M10X125-8.8 HEX HEAD ZINC	F81003-18	4

**8.18 Plate Set, M Type Frame Bed Rail 1-2 & 2-3 (Option)**

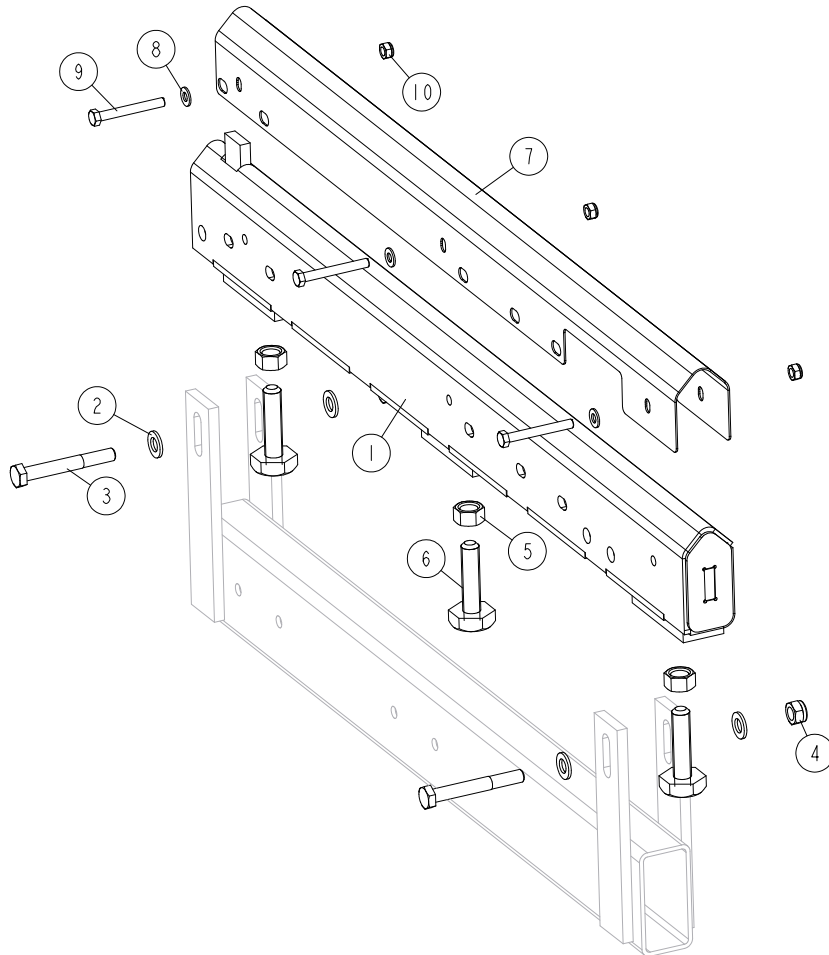
525065\_001  
525065\_MANUAL



REF.	DESCRIPTION (◆ Indicates Parts Available in Assemblies Only)	PART#	QTY	
-	PLATE SET, M TYPE FRAME BED RAIL 1-2 & 2-3	525065	1	
1	TABLE PLATE, BED RAIL 1-2	525064-1	1	
2	TABLE PLATE, BED RAIL 2-3	523804-1	1	
3	WASHER, 10.5 FLAT ZINC	F81055-1	16	
4	NUT, M10-8-B HEX NYLON ZINC LOCK	F81033-1	8	
5	BOLT, M10X75-8.8 HEX HEAD ZINC	F81003-15	8	

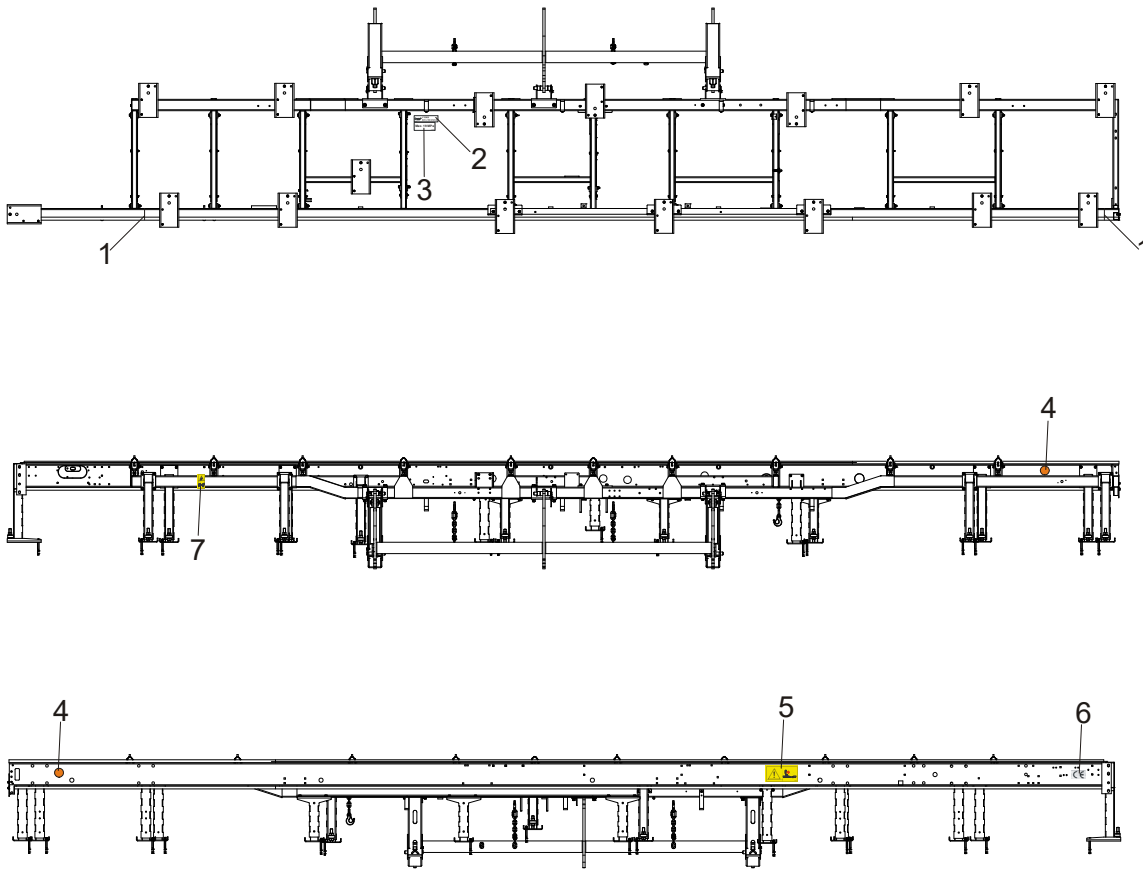
**8.19 Angled Bed Rails for "L" Frame**

568330\_001  
 568330



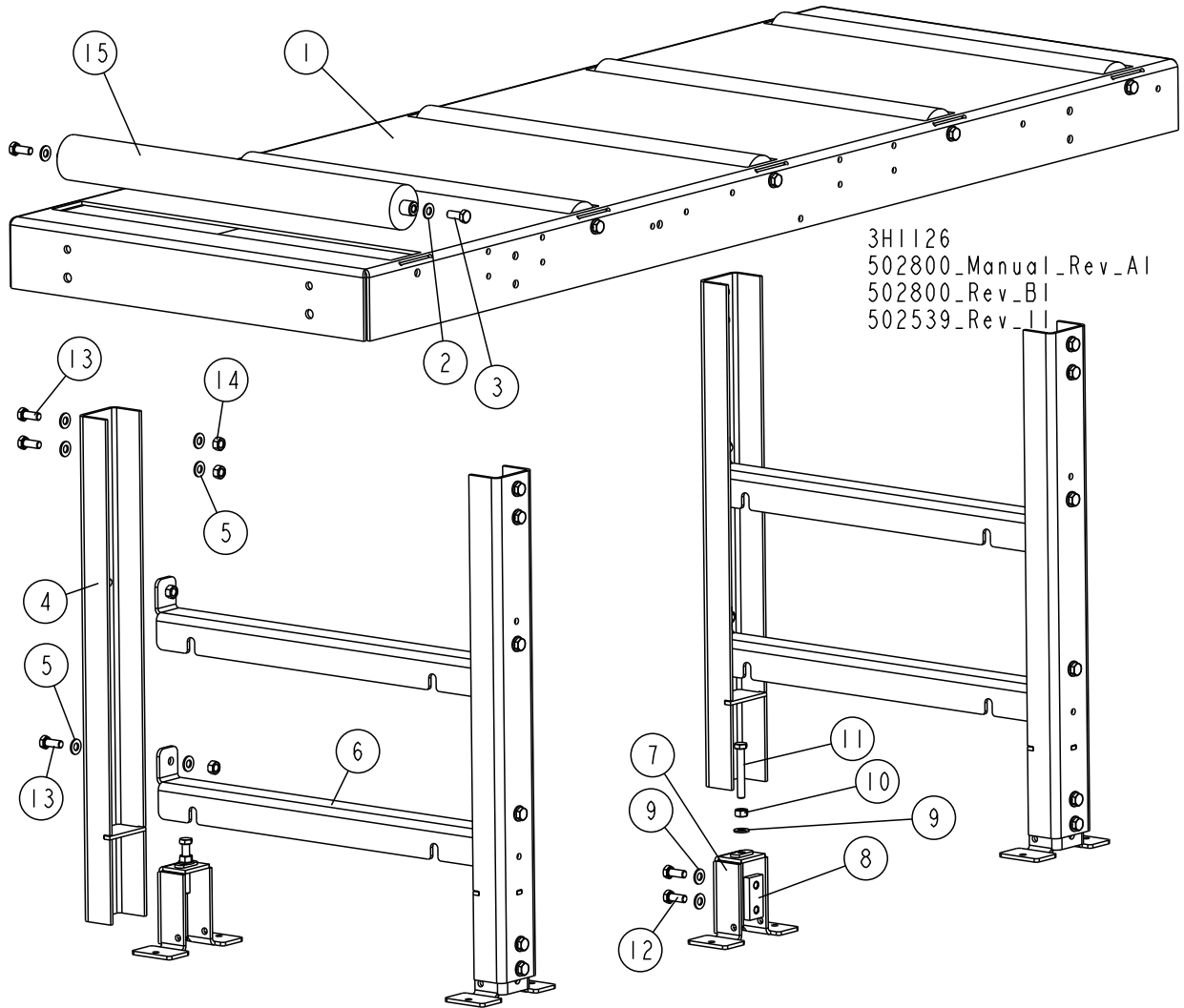
REF	DESCRIPTION (u indicates parts available in assemblies only)	PART #	QTY
1	RAIL, ADJUSTABLE ANGLED	521930	1
2	WASHER, 13 FLAT ZINC	F81056-1	4
3	BOLT, M12X90 8.8 HEX HEAD ZINC	F81004-2	2
4	NUT, M12-8 HEX NYLON ZINC LOCK	F81034-2	2
-	M16 BOLT W/NUT	516629	3
5	NUT, M16 5.8 HEX ZINC	F81036-5	1
6	BOLT, M16 BED RAIL ADJUSTMENT	505006	1
7	COVER, BED RAIL ("M-SUPER" & "L" FRAMES)	522979	1
8	WASHER, 8,4-FLAT ZINC	F81054-1	3
9	BOLT, M8X65-5,8 HEX HEAD ZINC	F81002-3	3
10	NUT, M8-8-B HEX NYLON ZINC LOCK	F81032-2	3

**8.20 Bed Frame Decals**



REF.	DESCRIPTION (◆ Indicates Parts Available in Assemblies Only)	PART #	QTY
1	DECAL, LOG LENGTH LIMIT	S12051	2
2	DECAL, HYDRAULIC OIL TYPE	096323	1
3	DECAL, HYDRAULIC WORKING PRESSURE	099524	1
4	DECAL, REFLECTOR, 2 DIA YELLOW	P07453	2
5	DECAL, SAWMILL TRAILER CAUTION (PICTOGRAM)	099542	1
6	DECAL, CE CERTIFIED SAWMILL, SMALL	P85070	1
7	DECAL, KEEP AWAY DANGER (PICTOGRAM)	099221	1

**8.21 M Frame Long Table**



REF.	DESCRIPTION (◆ Indicates Parts Available in Assemblies Only)	PART #	QTY
	<b>TABLE, M FRAME LONG</b>	<b>502539</b>	<b>1</b>
1	TOP, TABLE	512488-1	1
2	WASHER, 10.5 FLAT ZINC	F81055-1	10
3	BOLT, M10X25 8.8 HEX HEAD FULL THREAD ZINC	F81003-11	10
	<b>LEG, TABLE - COMPLETE</b>	<b>501974</b>	<b>2</b>
4	LEG, TABLE	501976	2
5	WASHER, 10.5 FLAT ZINC	F81055-1	15
6	CROSS-BAR, TABLE	500074-1	2
	<b>COMPLETE ADJUSTABLE LEG FOOT</b>	<b>101014</b>	<b>2</b>
7	FOOT, LEG ADJUSTABLE	101022-1	1
8	PLATE, M10 CLAMPING ZINC-PLATED	101242-1	1
9	WASHER, 10.5 FLAT ZINC	F81055-1	3
10	NUT, M10 8 HEX ZINC	F81033-3	1
11	BOLT, M10X70 8.8 HEX HEAD FULL THREAD ZINC	F81003-20	1
12	BOLT, M10X25 8.8 HEX HEAD FULL THREAD ZINC	F81003-11	2



# BED FRAME ASSEMBLY

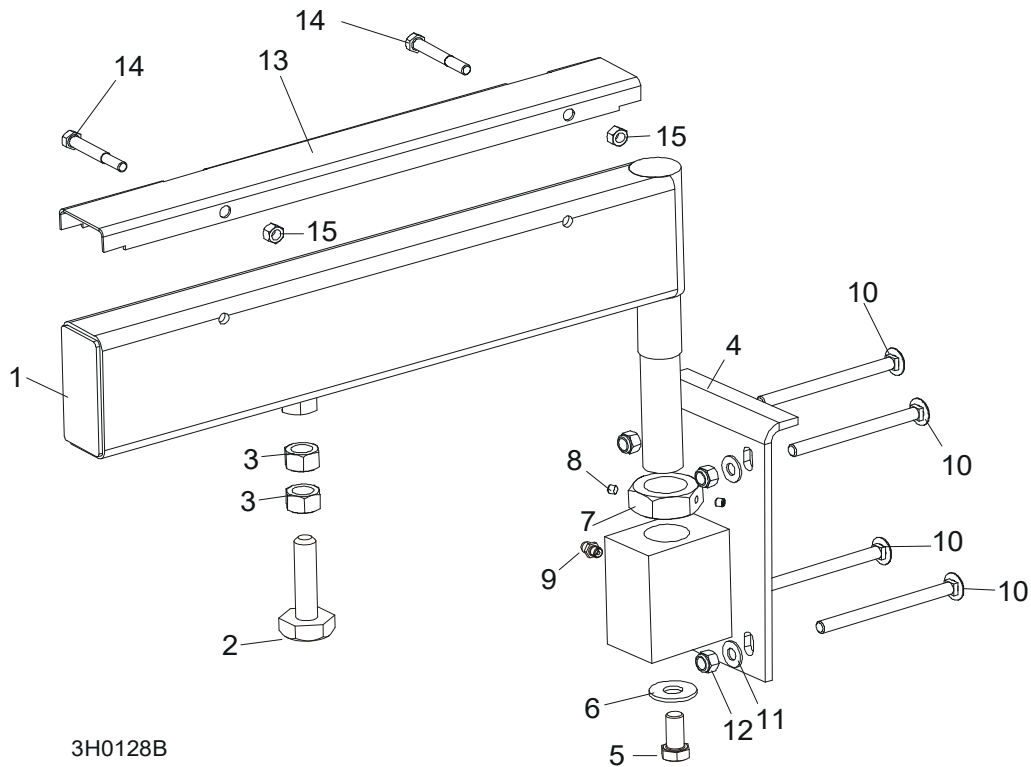
## *M Frame Long Table*

---

REF.	DESCRIPTION (◆ Indicates Parts Available in Assemblies Only)	PART #	QTY	
13	BOLT, M10X25 8.8 HEX HEAD FULL THREAD ZINC	F81003-11	8	
14	NUT, M10 8 HEX ZINC	F81033-3	8	
15	ROLLER, 63.5/20X590	501090-1	5	



## 8.22 Pivot Bed Rail Assembly

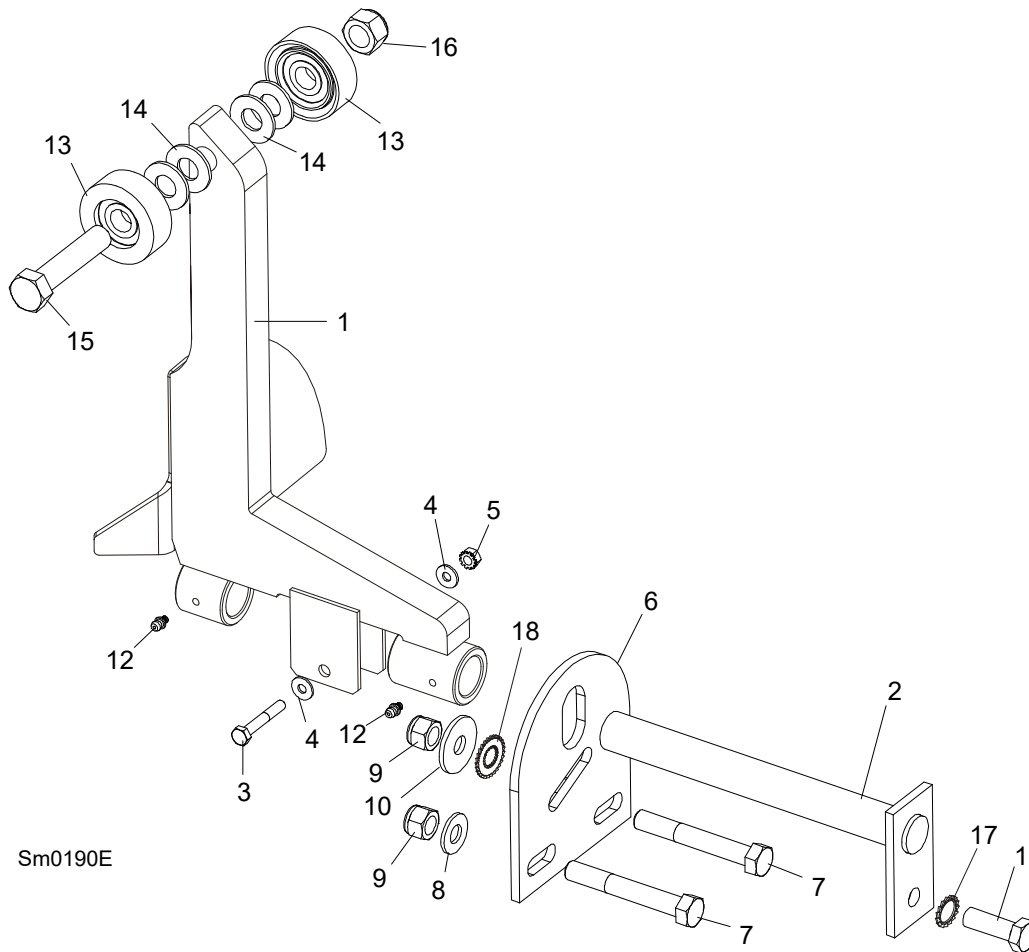


REF.	DESCRIPTION (◆ Indicates Parts Available In Assemblies Only)	PART #	QTY
	<b>PIVOT BED RAIL ASSEMBLY ()</b>	087829	2
	<b>PIVOT BED RAIL ASSEMBLY ()</b>	087855	2
<b>1</b>	Pivot Bed Rail Weldment ()	087852	1
	Pivot Bed Rail Weldment ()	087848	1
	Bolt Assembly, Bed Rail Adjustment		1
<b>2</b>	Bolt, Bed Rail Adjustment	505006	1
<b>3</b>	Nut, M16-5.8 Hex Zinc	F81036-1	2
<b>4</b>	Bracket, Pivot Rail Mounting	087841-1	1
<b>5</b>	Bolt, M12x25-8.8 Hex Head Full Thread Zinc	F81004-31	1
<b>6</b>	Washer, 15 Flat	F05011-52	1
<b>7</b>	Nut, M32x2-04-B Zinc	087975	1
<b>8</b>	Screw, 1/4-28 x 1/4" Brass Tip Set	F05005-42	2
<b>9</b>	Fitting, 3/16" Grease	086280	1
<b>10</b>	<b>BOLT, M10X120 8.8 CARRIAGE ZINC</b>	F81003-33	4
<b>11</b>	<b>WASHER, 10.5 FLAT ZINC</b>	F81055-1	4
<b>12</b>	<b>NUT, M10-8-B HEX NYLON ZINC LOCK</b>	F81033-1	4
	<b>COVER KIT, PIVOT RAIL STAINLESS STEEL ()</b>	015926	2
	<b>COVER KIT, PIVOT RAIL STAINLESS STEEL ()</b>	N/A	2
<b>13</b>	Cover, Stainless Steel Pivot Bed Rail ()	012994	1
	Cover, Stainless Steel Pivot Bed Rail ()	099123	1
<b>14</b>	Bolt, M8x65-5.8 Hex Head Zinc	F81002-3	4
<b>15</b>	Nut, M8-8-B Hex Nylon Zinc Lock	F81032-2	4
	<b>WRENCH, BED RAIL ADJUSTMENT (SEE SECTION 8.32)</b>	015970	1

# 8 BED FRAME ASSEMBLY

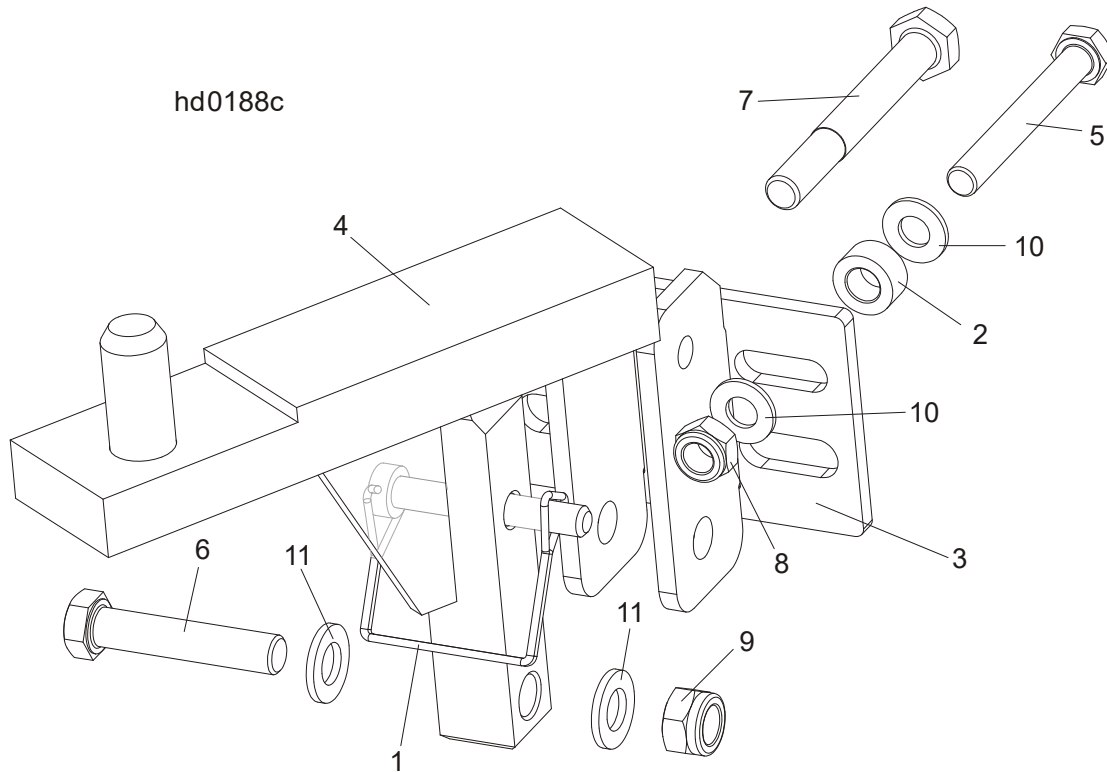
## Log Side Support Assembly (Manual)

### 8.23 Log Side Support Assembly (Manual)



REF.	DESCRIPTION (◆ Indicates Parts Available In Assemblies Only)	PART #	QTY
1	SUPPORT, LOG SIDE W/GUARD	099785-1	1
2	PIN, LOG SIDE SUPPORT PIVOT	091549-1	1
3	BOLT, M8X45-8.8 HEX HEAD FULL THREAD ZINC	F81002-14	1
4	WASHER, 8.4 FLAT ZINC	F81054-1	2
5	NUT, M8-8-B HEX NYLON ZINC LOCK	F81032-2	1
6	PLATE, LOG SIDE SUPPORT END	091591-1	1
7	BOLT, M12 X 90-8.8 HEX HEAD ZINC	F81004-2	2
8	WASHER, 13 FLAT ZINC	F81056-1	2
9	NUT, M12-8 HEX NYLON ZINC LOCK	F81034-2	3
10	WASHER, .5" X 1.63" X 11" GA.	086184	1
11	BOLT, M12 X 35-8.8 HEX HEAD FULL THREAD ZINC	F81004-24	1
12	FITTING, 3/16" GREASE	P04107	2
13	ROLLER ASSEMBLY, SIDE SUPPORT	015014-1	2
14	WASHER, 17 FLAT ZINC	F81058-1	2
15	BOLT, M16X65-8.8-B HEX HEAD FULL THREAD ZINC	F81006-1	1
16	NUT, M16-8 HEX NYLON ZINC LOCK	F81036-2	1
17	WASHER, SPECIAL BOSART/2S, BN781 M12/13	F81056-16	1
18	WASHER, SPECIAL BOSART/2S M12/12.3/30.3	F81056-17	1
	INSTRUCTION SHEET, SIDE SUPPORT ROLLER	015109-526	1

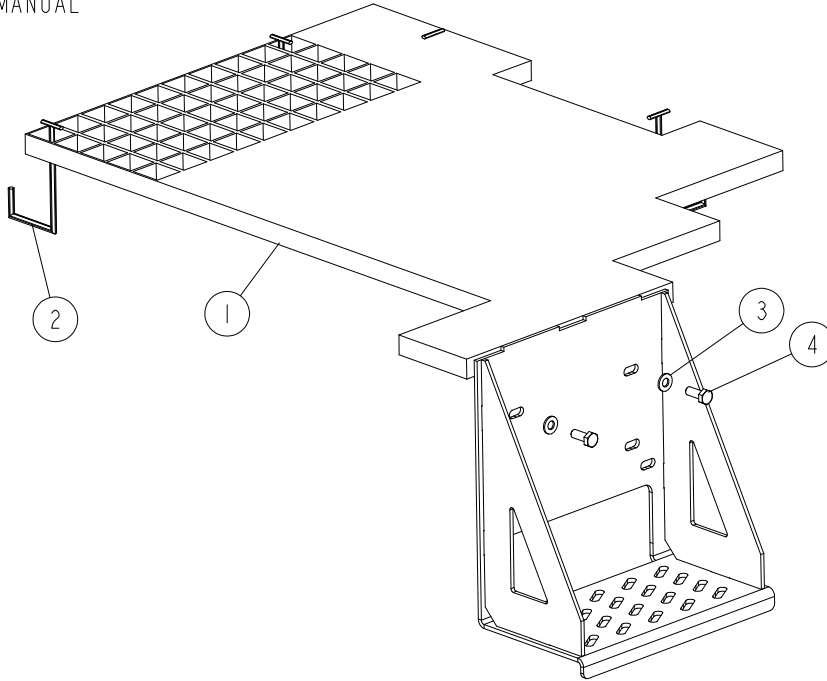
**8.24 Saw Head Rest Pin Assembly**



REF.	DESCRIPTION (◆ Indicates Parts Available In Assemblies Only)	PART#	QTY
	<b>SAW HEAD REST PIN W/LATCH CLAMP, LT70S/M</b>	094660	1
1	PIN, 3/8 x 2 1/4 SQ WIRE LOCK	014151	1
2	BUSHING, ZINC-PLATED SPACER	090936-1	1
3	BRACKET, LT40 SAW HEAD REST PIN MOUNT	092765-1	1
4	PIN WLDMT, LT70S/M SAW HEAD REST	094658-1	1
5	BOLT, M10 X 80 -8.8- FE/ZN5 HEX HEAD	F81003-50	1
6	BOLT, M12x60-8.8 HEX HEAD ZINC	F81004-5	1
7	BOLT, M12x95-8.8 HEX HEAD ZINC-PLATED	F81004-29	1
8	NUT, M10-8-B HEX NYLON ZINC LOCK	F81033-1	1
9	NUT, M12-8 HEX NYLON ZINC LOCK	F81034-2	1
10	WASHER, 10.5 FLAT ZINC	F81055-1	2
11	WASHER, 13 FLAT ZINC	F81056-1	2

**8.25 Inspection Platform for Wide "M" Frame**

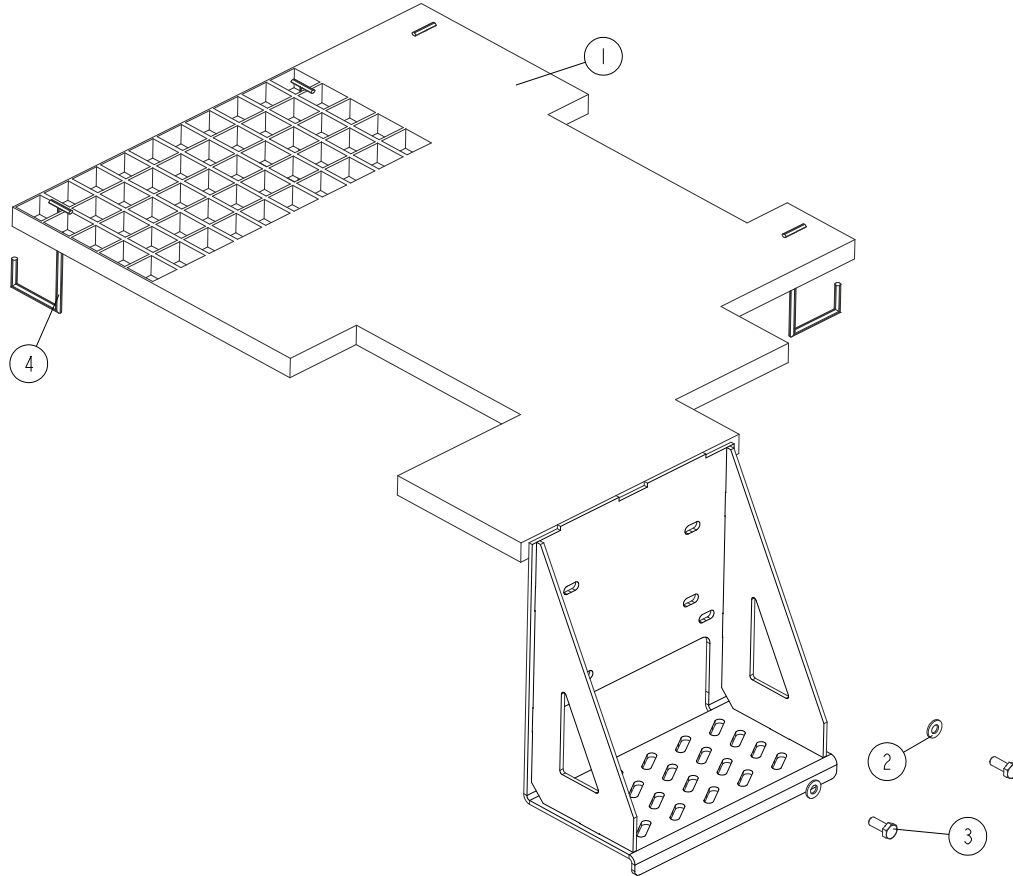
545671\_001  
545671\_MANUAL



REF	DESCRIPTION (◆ indicates parts available in assemblies only)	PART #	QTY	
-	<b>PLATFORM, WIDE "M" FRAME INSPECTION</b>	545671	1	
1	PLATFORM, WIDE "M" FRAME INSPECTION	545669-1	1	
2	BRACKET, HOOK	085682	4	
3	WASHER, 8.4 FLAT ZINC	F81054-1	2	
4	BOLT, M8X20 8.8 HEX HEAD FULL THREAD ZINC	F81002-4	2	

## 8.26 Inspection Platform (M-type Frame Sawmills)

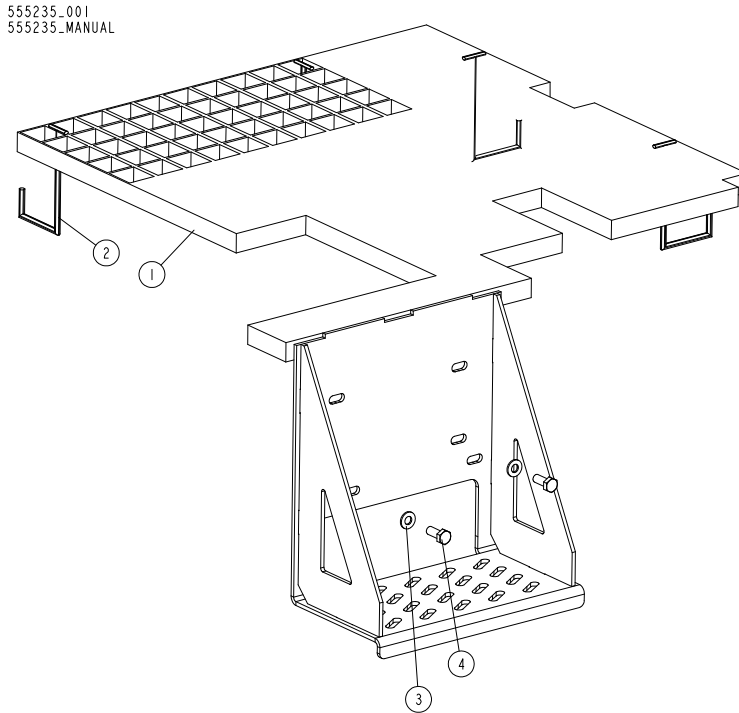
555244\_001  
 555244\_MANUAL



REF	DESCRIPTION (◆ indicates parts available in assemblies only)	PART #	QTY	
-	<b>PLATFORM, M-TYPE FRAME INSPECTION <sup>1</sup></b>	555244	1	
1	PLATFORM, M-TYPE FRAME INSPECTION	555243-1	1	
2	WASHER, 8.4 FLAT ZINC	F81054-1	2	
3	BOLT, M8X20-8.8-B HEX HEAD FULL THREAD Z	F81002-4	2	
4	BRACKET, HOOK	085682	4	

<sup>1</sup> SAWMILLS EQUIPPED WITH POWER ROLLER

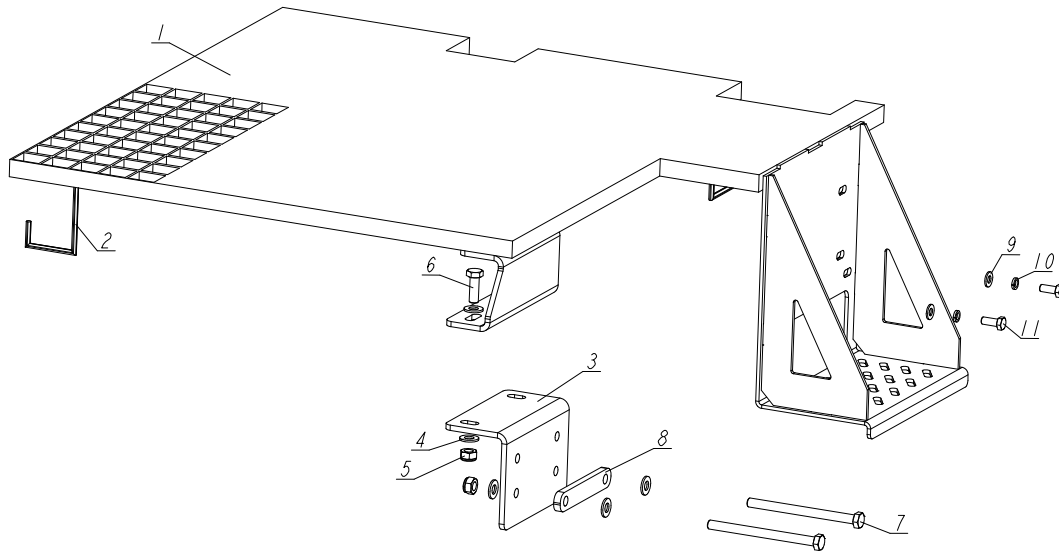
**8.27 Inspection Platform for the Old Type Frame (Optional)**



REF	DESCRIPTION (◆ indicates parts available in assemblies only)	PART #	QTY	
-	◆ PLATFORM, INSPECTION (FOR DRIVEN LOG LEVELLING ROLLER)	555235	1	
1	◆ PLATFORM, INSPECTION	555237-1	1	
2	◆ BRACKET, HOOK	085682	4	
3	◆ WASHER, 8.4 FLAT ZINC	F81054-1	2	
4	◆ BOLT, M8X20 8.8 HEX HEAD FULL THREAD ZIN	F81002-4	2	

**8.28 Inspection Platform (New M-type Frame, Mobile Sawmills)**

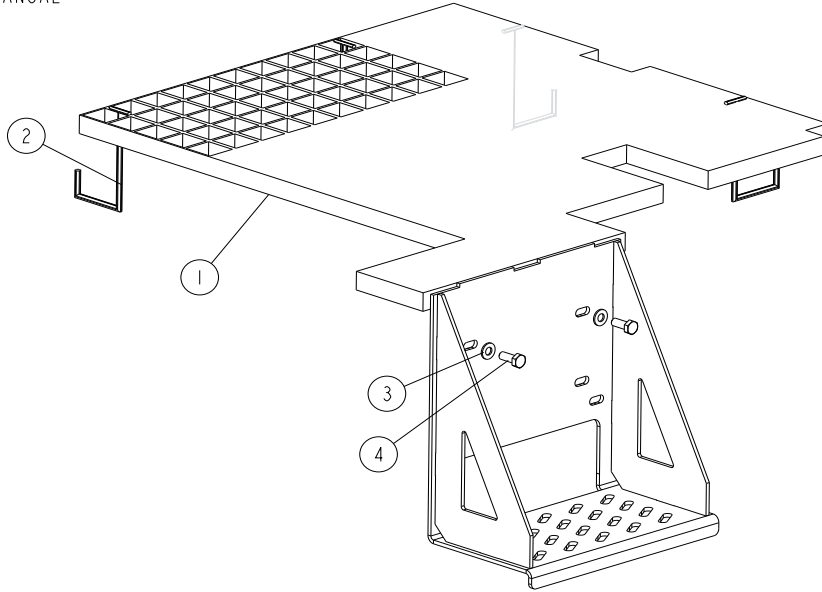
545567\_001  
545567\_MANUAL



REF	DESCRIPTION (◆ indicates parts available in assemblies only)	PART #	QTY
-	<b>PLATFORM, NEW M-TYPE FRAME INSPECTION - COMPLETE</b>	545567	1
1	PLATFORM, INSPECTION - PAINTED	545566-1	1
2	BRACKET, HOOK	085682	4
3	PLATE, MOUNTING ANGLE	555223-1	1
4	WASHER, 10.5 FLAT ZINC	F81055-1	8
5	NUT, M10-8-B HEX NYLON ZINC LOCK	F81033-1	4
6	BOLT DIN 933-M10X30 8.8-A2E	F81003-111	2
7	BOLT, M10X130-8.8 FE/ZN5 PN-M/82105	F81003-170	2
8	WASHER	555221-1	1
9	WASHER, 8.4 FLAT ZINC	F81054-1	2
10	WASHER, 8.2 SPLIT LOCK ZINC	F81054-4	2
11	BOLT, M8X20-8.8-B HEX HEAD FULL THREAD ZINC	F81002-4	2

**8.29 Inspection Platform ("M" Frame w/Driven Log Levelling Roller)**

545646\_001  
545646\_MANUAL

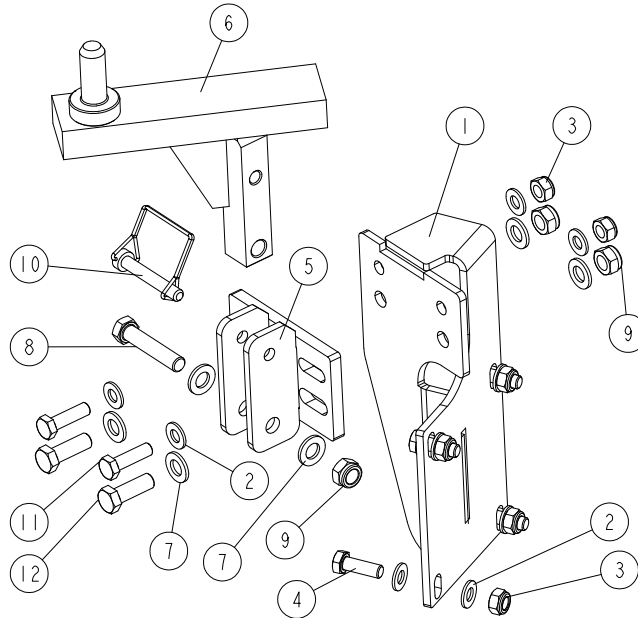


REF.	DESCRIPTION (◆ Indicates Parts Available In Assemblies Only)	PART#	QTY
	<b>PLATFORM, "M" FRAME INSPECTION - COMPLETE</b>	545646	1
1	PLATFORM, "M" FRAME INSPECTION	506046-1	1
2	BRACKET, HOOK	085682	4
3	WASHER, 8.4 FLAT ZINC	F81054-1	2
4	BOLT, M8X20 8.8 HEX HEAD FULL THREAD ZINC	F81002-4	2



### 8.30 Saw Head Transport Bracket, LT70 M

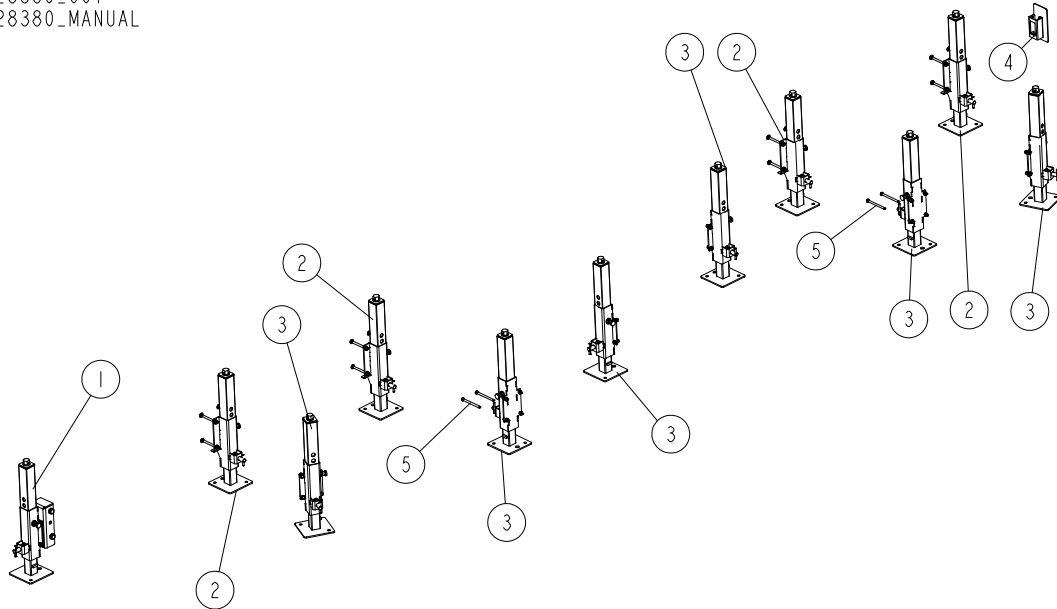
502712\_001  
502712\_MANUAL



REF.	DESCRIPTION (◆ Indicates Parts Available In Assemblies Only)	PART#	QTY
-	<b>BRACKET, LT70MD42SDH7-2.6 SAW HEAD TRANSPORT</b>	502712	1
1	BRACKET, LT70MD42SDH7-2.6	502711-1	1
2	WASHER, 10.5 FLAT ZINC	F81055-1	12
3	NUT, M10-8-B HEX NYLON ZINC LOCK	F81033-1	6
4	BOLT, M10X30-8.8 HEX HEAD FULL THREAD ZINC	F81003-2	4
5	BRACKET, LT40	092765-1	1
6	PIN WELDMENT, LT70 S/M SAW HEAD REST	094658-1	1
7	WASHER, 13 FLAT ZINC	F81056-1	6
8	BOLT, M12X60-8.8 HEX HEAD ZINC	F81004-5	1
9	NUT, M12 8 HEX NYLON ZINC LOCK	F81034-2	3
10	PIN, 3/8 X 2 1/4 SQ WIRE LOCK	014151	1
11	BOLT, M10X35 8.8 HEX HEAD FULL THREAD ZINC	F81003-17	2
12	BOLT, M12X35 8.8 HEX HEAD FULL THREAD ZINC	F81004-24	2

**8.31 Adjustable Legs for "M" Frame (Standard Hydraulic Equipment)**

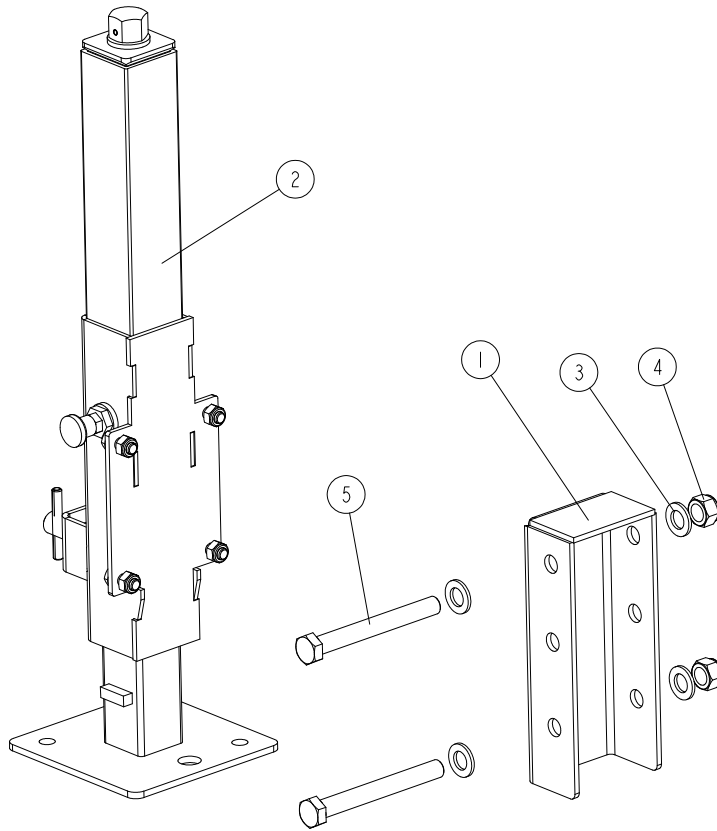
528380\_001  
528380\_MANUAL



REF	DESCRIPTION (◆ indicates parts available in assemblies only)	PART #	QTY
-	<b>LEG SET, ADJUSTABLE ("M" HYDRAULIC FRAME</b>	528380	1
1	LEG, FRONT ADJUSTABLE - COMPLETE	528370	1
2	LEG, COMPLETE FINE ADJUST OUTRIGGER	094584	4
3	LEG, COMPLETE SIDE	094583	6
4	COVER ASSEMBLY, MAIN TUBE (STATIONARY MACHINES)	093052	1
5	BOLT, M10X125 8.8 HEX HEAD ZINC	F81003-18	4

**8.32 Front Adjustable Leg (at the hitch)**

528370\_001  
 528370\_MANUAL

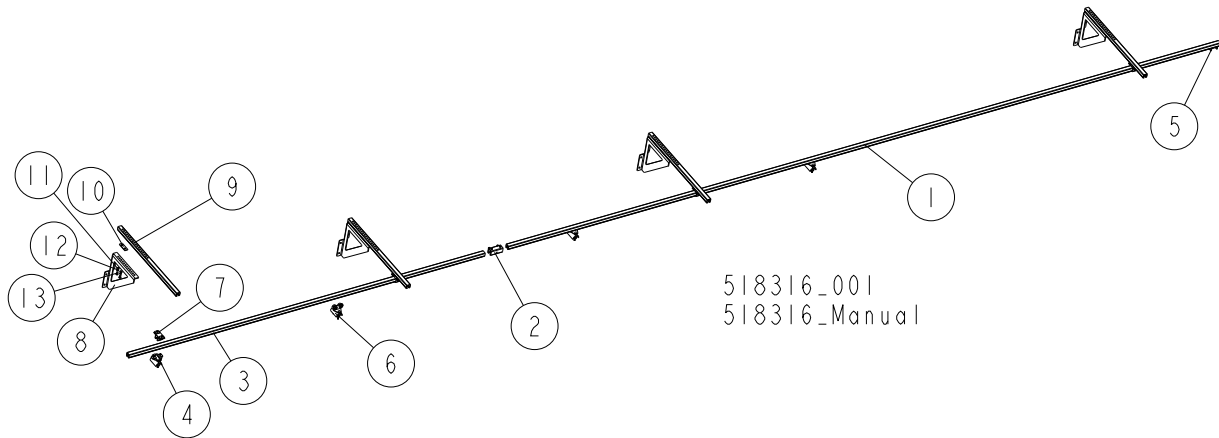


REF	DESCRIPTION (◆ indicates parts available in assemblies only)	PART #	QTY
-	<b>LEG, FRONT ADJUSTABLE - COMPLETE</b>	528370	1
1	BRACKET, LEG MOUNT	528368-1	1
2	LEG, COMPLETE SIDE	094583	1
3	WASHER, 17 ZINC FLAT	F81058-1	4
4	NUT, M16-8 HEX NYLON ZINC LOCK	F81036-2	2
5	BOLT, M16X140-8.8 HEX HEAD ZINC	F81006-4	2

# 8 BED FRAME ASSEMBLY

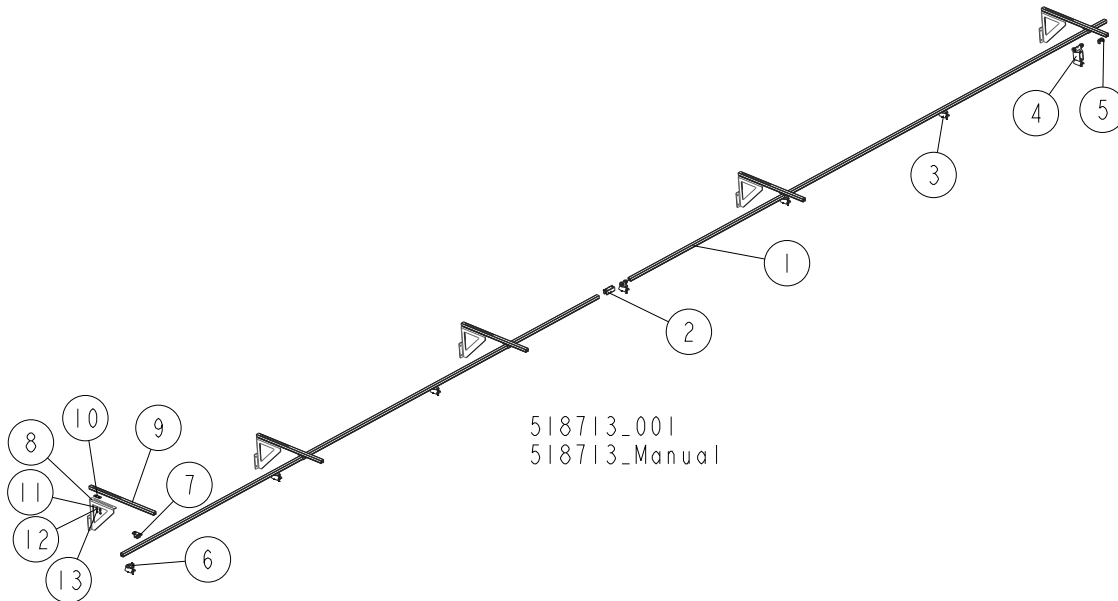
## Wall Mount Remote Set (Cutting Length of 6.5 m)

### 8.33 Wall Mount Remote Set (Cutting Length of 6.5 m)



REF	DESCRIPTION (◆ indicates parts available in assemblies only)	PART #	QTY
	<b>REMOTE SET - MOUNTED ON SIDE WALL (CUTTING LENGTH OF 6.5 M)</b>	<b>518316</b>	<b>1</b>
	RAIL, COMPLETE GUIDE (CUTTING LENGTH OF 6.5 M)	518315	1
1	RAIL, 6 M C-PROFILE	518332	1
2	COUPLER, TRACK	518705	1
3	RAIL, 3 M C-PROFILE	518313	1
4	CLAMP, FLAT CABLE - END	518701	1
5	STOP, END	518700	1
6	TROLLEY, CABLE MOVING	518333	3
7	BRACKET, BOLT-ON	518702	4
	BRACKET KIT, WALL MOUNT	518724	4
8	BRACKET, WALL MOUNT	518728-1	1
9	ARM, RAIL BRACKET	518709	1
10	PLATE, ARM CLAMP	518885-1	1
11	WASHER, 8.4 FLAT ZINC	F81054-1	2
12	WASHER, 8.2 SPLIT LOCK ZINC	F81054-4	2
13	BOLT, M8X16 -8.8-B HEX HEAD FULL THREAD	F81002-20	2

**8.34 Wall Mount Remote Set (Cutting Length of 6.5-10 m)**

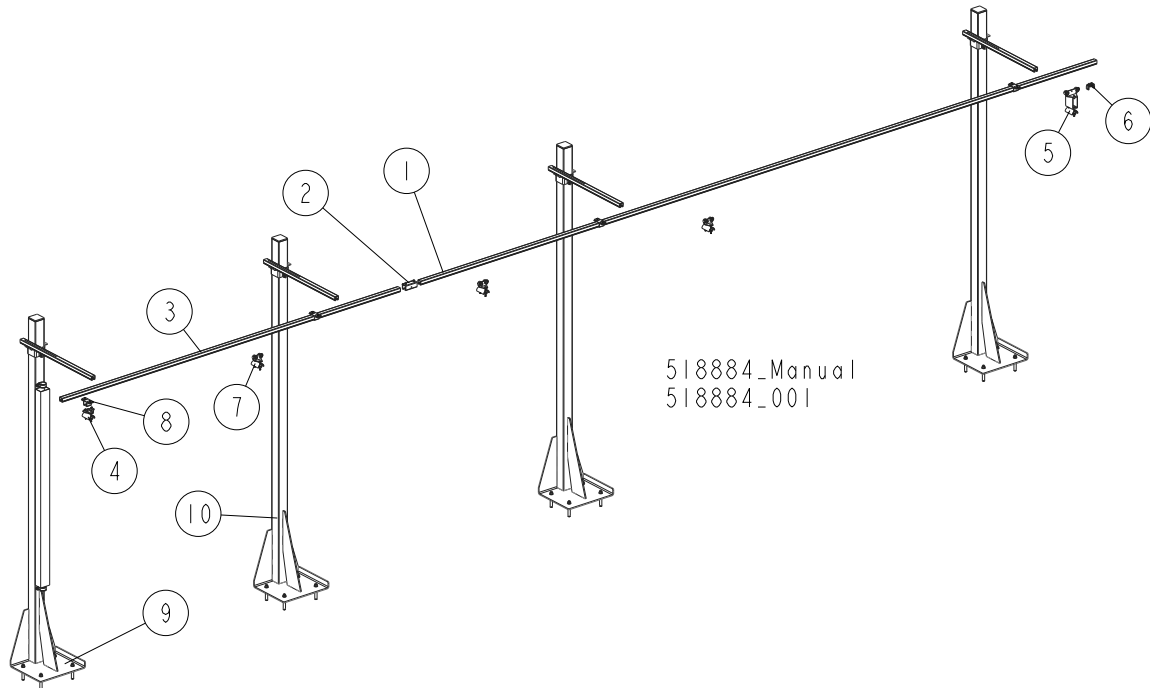


REF	DESCRIPTION (◆ indicates parts available in assemblies only)	PART #	QTY
	REMOTE SET, WALL MOUNT (CUTTING LENGTH OF 6.5-10 M)	518713	1
	RAIL, COMPLETE GUIDE (CUTTING LENGTH OF 6.5-10 M)	518704	1
1	RAIL, 6 M C-PROFILE	518332	2
2	COUPLER, TRACK	518705	1
3	TROLLEY, CABLE MOVING	518333	5
4	TROLLEY, TOWING	518334	1
5	STOP, END	518700	1
6	CLAMP, FLAT CABLE - END	518701	1
7	BRACKET, BOLT-ON	518702	5
8	BRACKET KIT, WALL MOUNT	518724	5
9	BRACKET, WALL MOUNT	518728-1	1
10	ARM, RAIL BRACKET	518709	1
11	PLATE, ARM CLAMP	518885-1	1
12	WASHER, 8.4 FLAT ZINC	F81054-1	2
13	WASHER, 8.2 SPLIT LOCK ZINC	F81054-4	2

# 8 BED FRAME ASSEMBLY

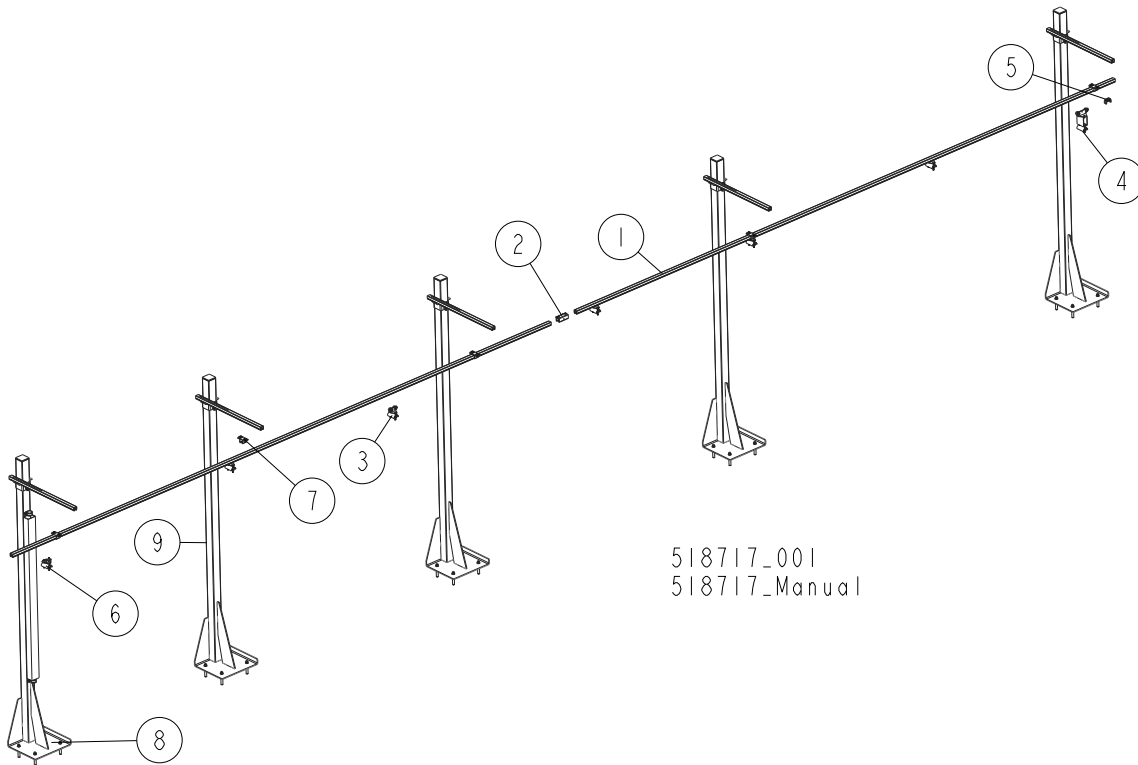
## 4-Post Remote Set

### 8.35 4-Post Remote Set



REF	DESCRIPTION (◆ indicates parts available in assemblies only)	PART #	QTY
	REMOTE SET, 4-POST	<b>518884</b>	<b>1</b>
	RAIL, COMPLETE GUIDE (CUTTING LENGTH OF 6.5M)	518315	1
1	RAIL, 6 M C-PROFILE	518332	1
2	COUPLER, TRACK	518705	1
3	RAIL, 3 M C-PROFILE	518313	1
4	CLAMP, FLAT CABLE - END	518701	1
5	TROLLEY, TOWING	518334	1
6	STOP, END	518700	1
7	TROLLEY, CABLE MOVING	518333	3
8	BRACKET, BOLT-ON	518702	4
9	POST, GUIDE RAIL SUPPORT - COMPLETE <a href="#">See Section 8.18</a>	520669	1
10	POST, GUIDE RAIL SUPPORT - COMPLETE <a href="#">See Section 8.17</a>	518736	3

**8.36 5-Post Remote Set**

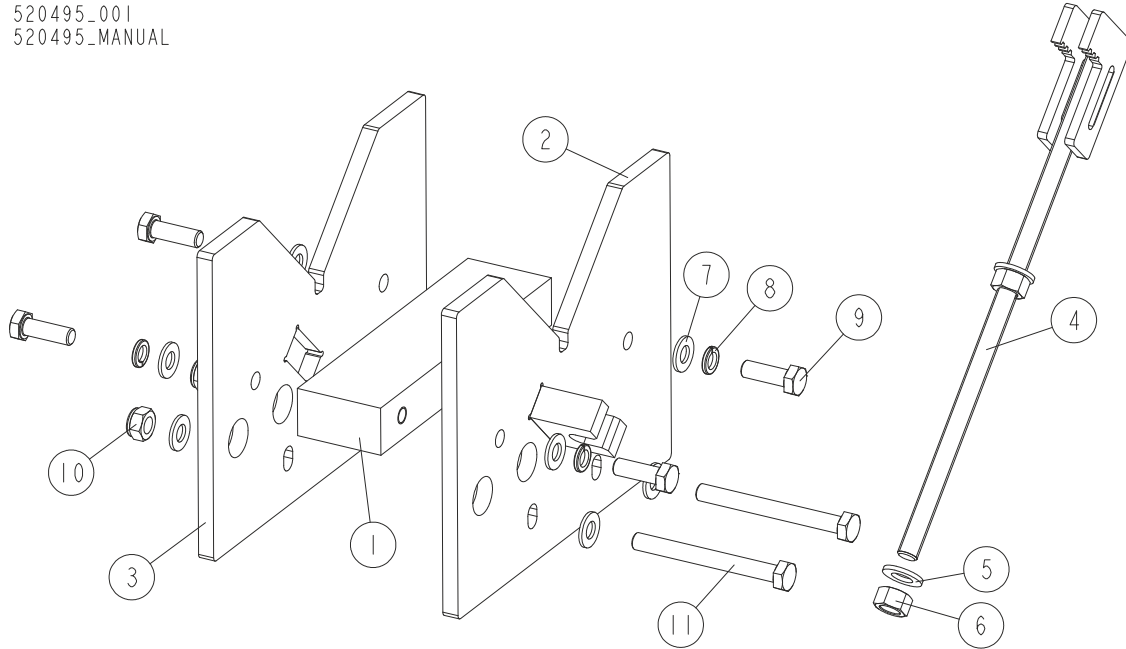


REF	DESCRIPTION (◆ indicates parts available in assemblies only)	PART #	QTY
	REMOTE SET, 5-POST	<b>518717</b>	<b>1</b>
	RAIL, COMPLETE GUIDE (CUTTING LENGTH OF 6.5-10 M)	518704	1
<b>1</b>	RAIL, 6 M C-PROFILE	518332	2
<b>2</b>	COUPLER, TRACK	518705	1
<b>3</b>	TROLLEY, CABLE MOVING	518333	5
<b>4</b>	TROLLEY, TOWING	518334	1
<b>5</b>	STOP, END	518700	1
<b>6</b>	CLAMP, FLAT CABLE - END	518701	1
<b>7</b>	BRACKET, BOLT-ON	518702	5
<b>8</b>	POST, GUIDE RAIL SUPPORT - COMPLETE <a href="#">See Section 8.18</a>	520669	1
<b>9</b>	POST, GUIDE RAIL SUPPORT - COMPLETE <a href="#">See Section 8.17</a>	518736	4

**8** **BED FRAME ASSEMBLY**  
*Octagonal Profile Sawing Tool (Option)*

**8.37 Octagonal Profile Sawing Tool (Option)**

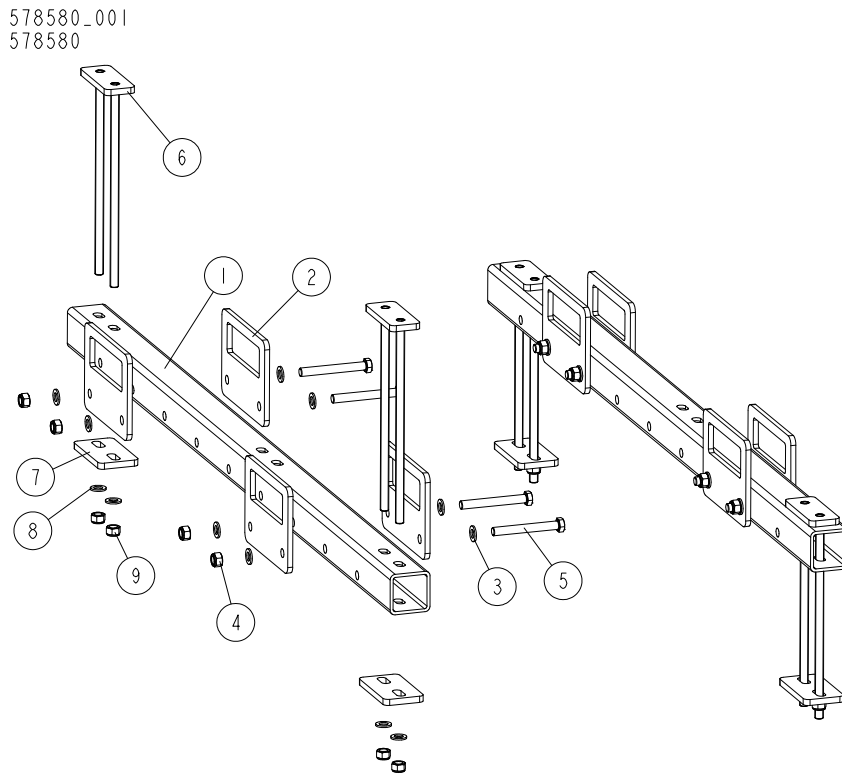
520495\_001  
 520495\_MANUAL



REF	DESCRIPTION (◆ indicates parts available in assemblies only)	PART #	QTY
-	<b>TOOL, OCTAGONAL PROFILE SAWING</b>	520495	1
1	BAR, INSIDE	520490-1	1
2	PLATE, FRONT	520492-1	1
3	PLATE, MAIN	520489-1	1
4	ARM, CLAMP	520496-1	1
5	WASHER, 13 FLAT ZINC	F81056-1	2
6	NUT, M12-8-B HEX ZINC	F81034-1	2
7	WASHER, 10.5 FLAT ZINC	F81055-1	8
8	WASHER, Z 10.2 SPLIT LOCK ZINC	F81055-2	4
9	BOLT, M10X30-5.8 HEX HEAD FULL THREAD ZI	F81003-2	4
10	NUT, M10-8-B HEX NYLON ZINC LOCK	F81033-1	2
11	BOLT, M10X95-8.8-B HEX HEAD ZINC	F81003-71	2

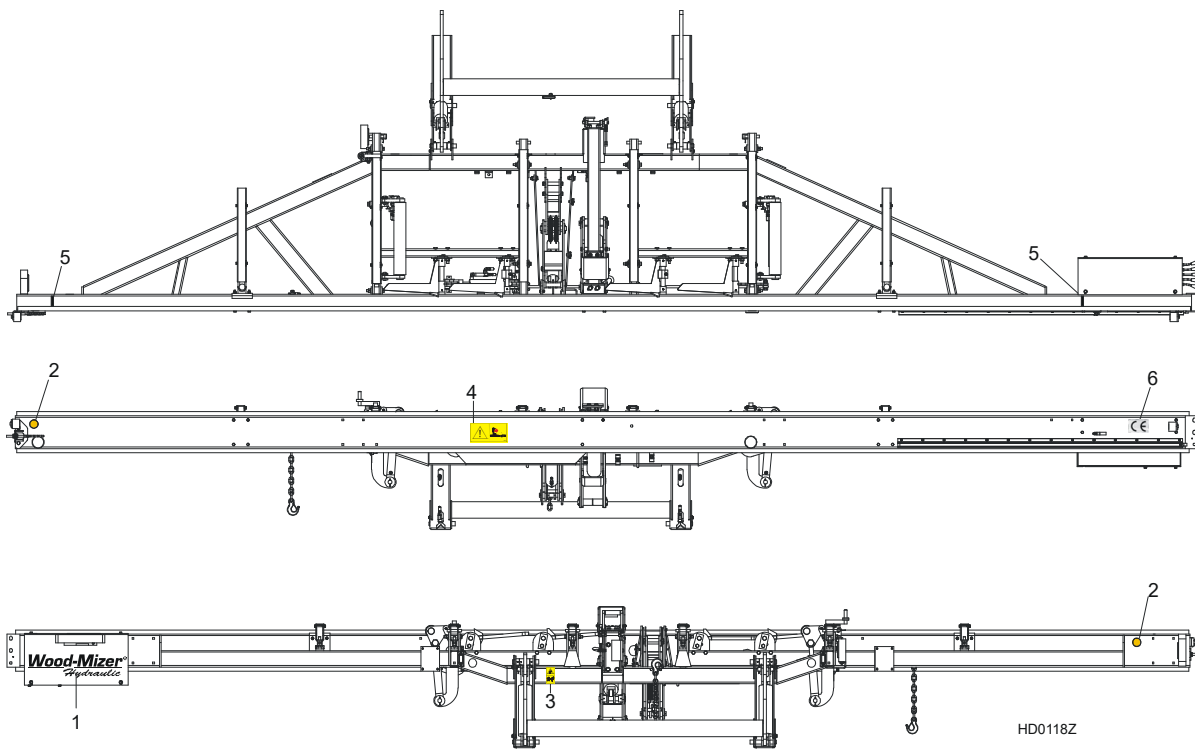


### 8.38 Sawmill Transport Bracket Assembly (Option)



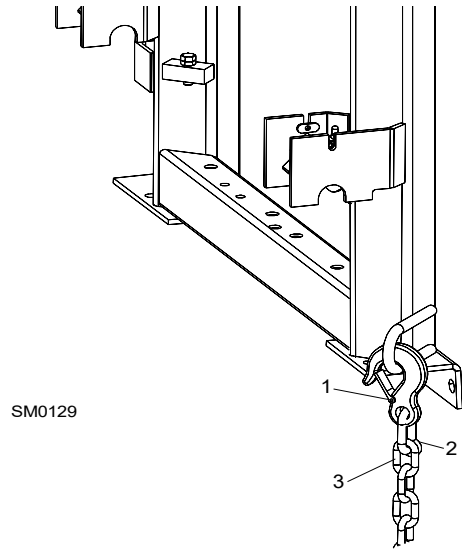
REF	DESCRIPTION (u indicates parts available in assemblies only)	PART #	QTY
-	<b>TRANSPORT BRACKET ASSEMBLY, SAWMILLS</b>	578580	1
-	BRACKET, TRANSPORT	578566	2
1	TUBE, TRANSPORT	578567-1	1
2	PLATE, TRANSPORT BRACKET	578569-1	4
3	WASHER, 17 FLAT ZINC	F81058-1	8
4	NUT, M16-8 HEX NYLON ZINC LOCK	F81036-2	4
5	BOLT, M16X130-8.8 HEX HEAD ZINC	F81006-35	4
-	CLAMP, FRAME	578572	2
6	PLATE	578577-1	1
7	PLATE, TRANSPORT BRACKET	578568-1	1
8	WASHER, 17 FLAT ZINC	F81058-1	2
9	NUT, M16-8 HEX NYLON ZINC LOCK	F81036-2	2

**8.39 Bed Frame Decals**



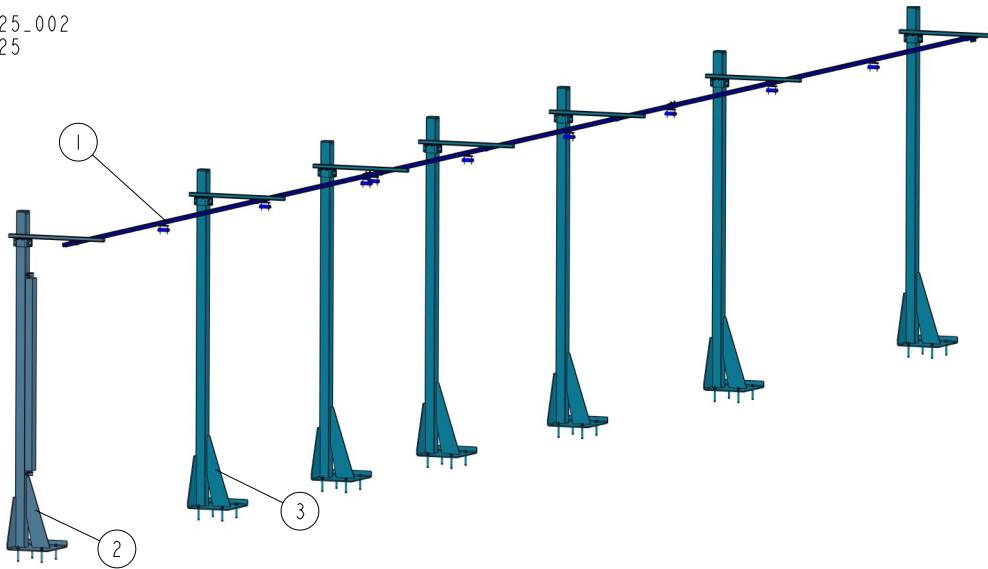
REF.	DESCRIPTION (◆ Indicates Parts Available In Assemblies Only)	PART #	QTY
1	DECAL, WOOD-MIZER SUPER HYDRAULIC LOGO	014168	1
2	DECAL, AMBER REFLECTIVE 2" ROUND	P07453	2
3	DECAL, KEEP AWAY DANGER, PICTOGRAM	099221	1
4	DECAL, SAWMILL TRAILER CAUTION, PICTOGRAM	099542	1
5	DECAL, LOG LIMIT STRIPE	S12051	2
6	DECAL, CE CERTIFIED SAWMILL, SMALL	P85070	1

**8.40 Tie Down Chain Assembly**



REF.	DESCRIPTION (◆ indicates parts available in assemblies only)	PART #	QTY
	<b>CHAIN ASSEMBLY, TIE DOWN</b>	A04376-1	1
1	HOOK, 5/8 SAFETY CHAIN	P12075	1
2	Link, 10 Chain	100767	1
3	Chain, N-10 x 35, 6-Link	100951	1

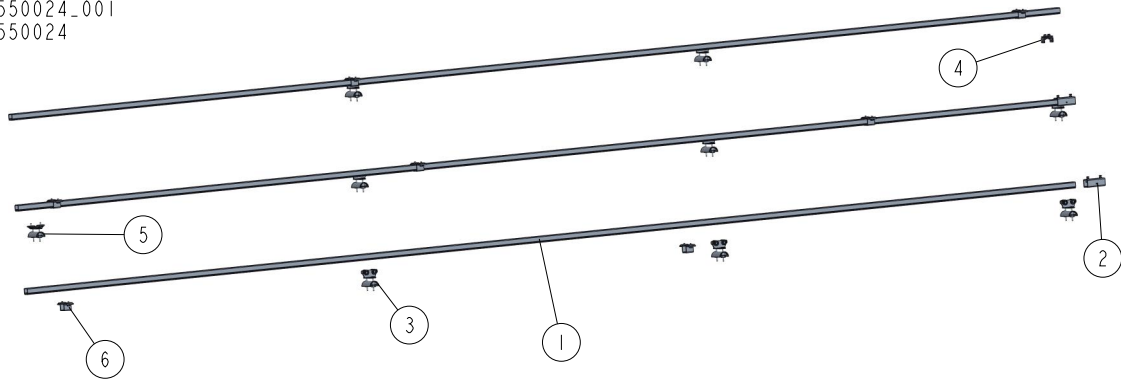
## 8.41 7-Post Remote Set 550025

550025\_002  
550025

REF	DESCRIPTION (◆ indicates parts available in assemblies only)	PART #	QTY	
-	REMOTE SET, 7-POST	550025	1	
1	RAIL, COMPLETE GUIDE - CUTTING LENGTH (10,5-15M) <a href="#">See Section 8.42</a>	550024	1	
2	POST, GUIDE RAIL SUPPORT - COMPLETE <a href="#">See Section 8.43</a>	520669	1	
3	POST, GUIDE RAIL SUPPORT - COMPLETE <a href="#">See Section 8.44</a>	518736	6	

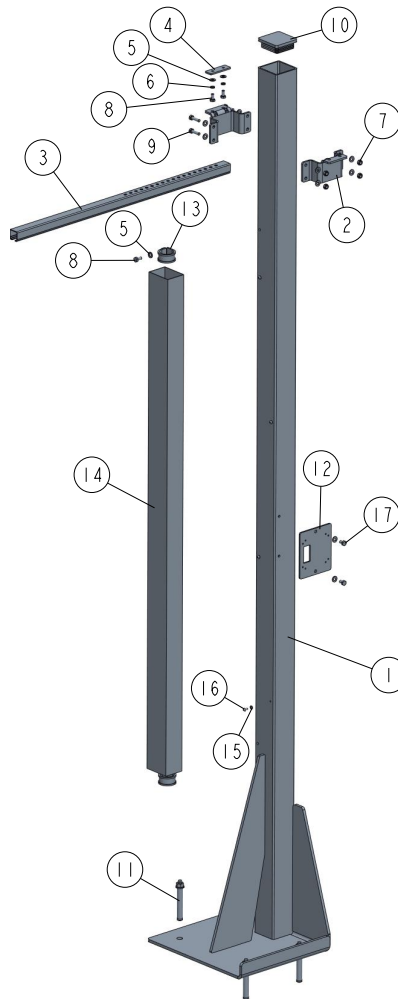
### 8.42 Guide Rail 550024

550024\_001  
550024



REF	DESCRIPTION (◆ indicates parts available in assemblies only)	PART #	QTY
-	RAIL, COMPLETE GUIDE - CUTTING LENGTH (10,5-15M)	550024	1
1	RAIL, 6 M C-PROFILE	518332	3
2	COUPLER, TRACK	518705	2
3	TROLLEY, CABLE MOVING	518333	8
4	STOP, END	518700	1
5	CLAMP, FLAT CABLE - END	518701	1
6	BRACKET, BOLT-ON	518702	7

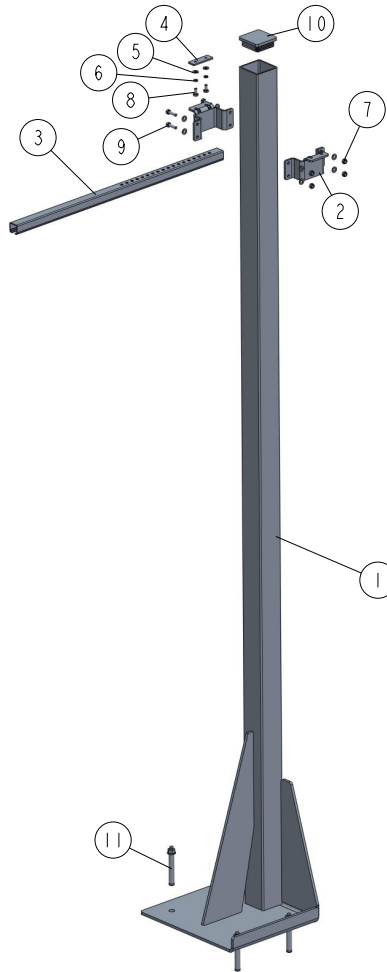
## 8.43 Guide Rail Support Post 520669

520669\_001  
520669

REF	DESCRIPTION (◆ indicates parts available in assemblies only)	PART #	QTY
-	POST, GUIDE RAIL SUPPORT - COMPLETE	520669	1
1	POST WELDMENT W/HOLES	520667-1	1
2	BRACKET, 80X80 TUBE WRAP	518725-1	2
3	ARM, RAIL BRACKET	518709	1
4	PLATE, ARM CLAMP	518885-1	1
5	WASHER, 8.4 FLAT ZINC	F81054-1	14
6	WASHER 8,2 SPLIT LOCK ZINC	F81054-4	2
7	NUT, M8-8-B HEX NYLON ZINC LOCK	F81032-2	4
8	BOLT, M8X16-8.8-B HEX HEAD FULL THREAD Z	F81002-20	4
9	BOLT, M8X30-5.8-B HEX HEAD FULL THREAD Z	F81002-2	4
10	CAP, HR FRAME	089644	1
11	PIN, LT 16X120	501877	4
12	PLATE, SOCKET MOUNT	517664-1	1
13	CLAMP, RSGU 1.42/20 W1 METAL & RUBBER	F81087-3	2
14	DUCT, CABLE	520670	1
15	WASHER, M5, FLAT ZINC	F81052-1	4
16	SCREW, M5X10-8.8 CROSS RECESSED PAN HEAD	F81000-13	4
17	BOLT, M8X12-8.8 HEX HEAD FULL THREAD ZIN	F81002-6	2

### 8.44 Guide Rail Support Post 518736

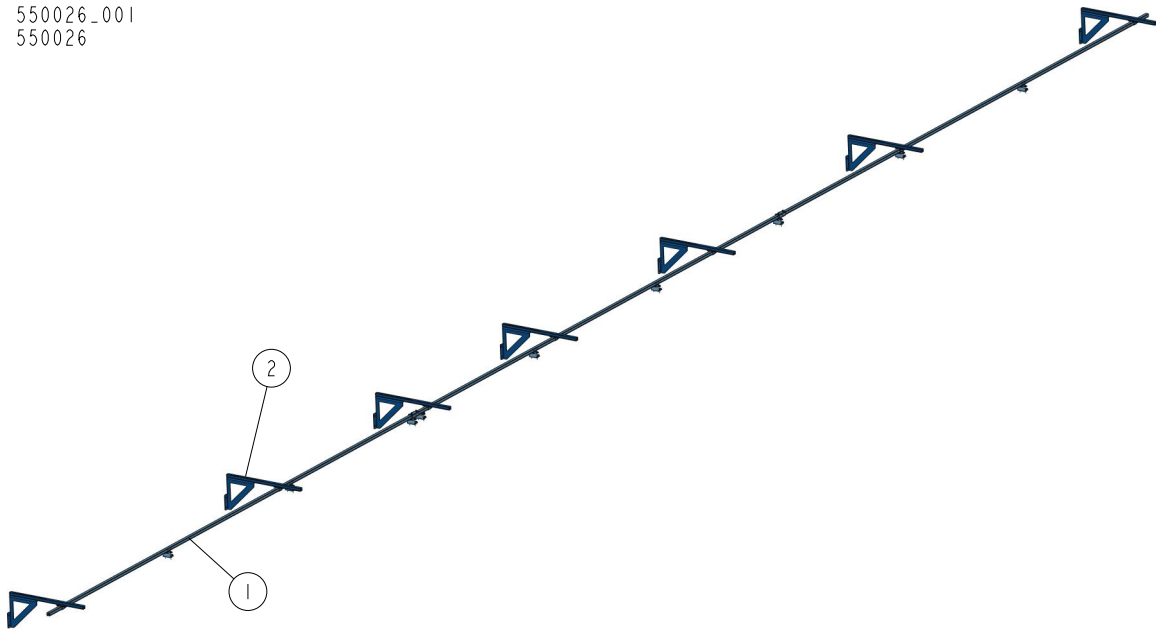
518736\_001  
518736



REF	DESCRIPTION (◆ indicates parts available in assemblies only)	PART #	QTY
-	<b>POST, GUIDE RAIL SUPPORT - COMPLETE</b>	518736	1
1	POST, GUIDE RAIL SUPPORT	518707-1	1
2	BRACKET, 80X80 TUBE WRAP	518725-1	2
3	ARM, RAIL BRACKET	518709	1
4	PLATE, ARM CLAMP	518885-1	1
5	WASHER, 8.4 FLAT ZINC	F81054-1	10
6	WASHER 8,2 SPLIT LOCK ZINC	F81054-4	2
7	NUT, M8-8-B HEX NYLON ZINC LOCK	F81032-2	4
8	BOLT, M8X16-8.8-B HEX HEAD FULL THREAD Z	F81002-20	2
9	BOLT, M8X30-5.8-B HEX HEAD FULL THREAD Z	F81002-2	4
10	CAP, HR FRAME	089644	1
11	PIN, LT 16X120	501877	4

## 8.45 Wall Mount Remote Set 550026

550026\_001  
550026

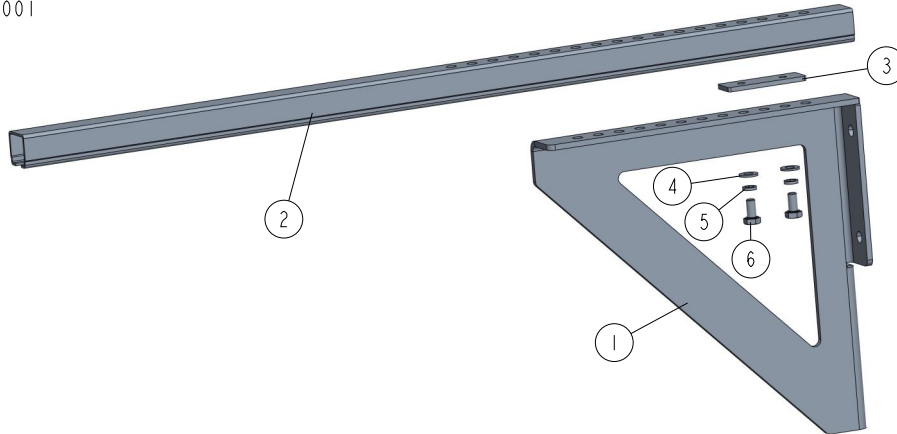


REF	DESCRIPTION (◆ indicates parts available in assemblies only)	PART #	QTY	
-	REMOTE SET, WALL MOUNT (CUTTING LENGTH OF 10,5-15 M)	550026	1	
1	RAIL, COMPLETE GUIDE - CUTTING LENGTH (10,5-15M) <a href="#">See Section 8.42</a>	550024	1	
2	BRACKET KIT, WALL MOUNT <a href="#">See Section 8.46</a>	518724	7	



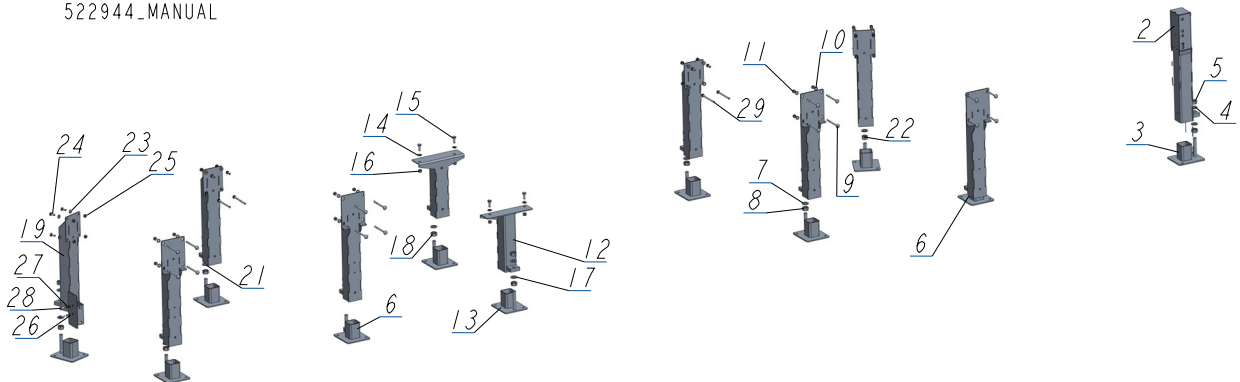
8.46 Wall Mount Bracket Kit 518724

518724\_001  
518724



REF	DESCRIPTION (◆ indicates parts available in assemblies only)	PART #	QTY
-	BRACKET KIT, WALL MOUNT	518724	1
1	BRACKET, WALL MOUNT	518728-1	1
2	ARM, RAIL BRACKET	518709	1
3	PLATE, ARM CLAMP	518885-1	1
4	WASHER, 8.4 FLAT ZINC	F81054-1	2
5	WASHER 8,2 SPLIT LOCK ZINC	F81054-4	2
6	BOLT, M8X16-8.8-B HEX HEAD FULL THREAD Z	F81002-20	2

## 8.47 Stationary Legs for "M" Frame. 522944

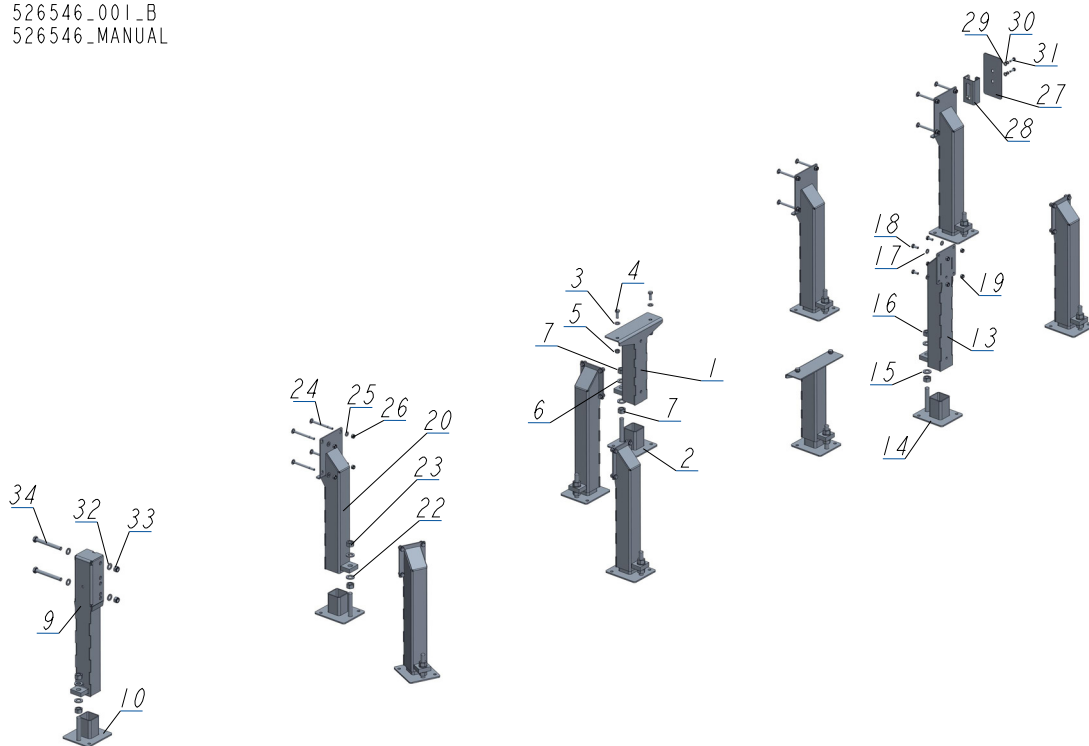
522944\_001\_B  
522944\_MANUAL

REF	DESCRIPTION (u indicates parts available in assemblies only)	PART #	QTY
-	<b>LEG, M SUPER FRAME STATIONARY</b>	522944	1
1	LEG, FRONT ADJUSTABLE STATIONARY	589525	1
2	LEG WELDMENT, FRONT ADJUSTABLE	589518-1	1
3	FOOT	586948-1	1
4	WASHER, 21 FLAT ZINC	F81059-2	2
5	NUT, M20-8- HEX ZINC	F81037-1	2
-	LEG, RIGHT ADJUSTABLE STATIONARY	501640	4
6	FOOT	586948-1	1
7	WASHER, 21 FLAT ZINC	F81059-2	2
8	NUT, M20-8- HEX ZINC	F81037-1	2
9	BOLT, M10X120 8.8 CARRIAGE ZINC	F81003-33	4
10	WASHER, 10.5 ZC DIN 126 ISO 7091	F81055-1	4
11	NUT, M10-8-B HEX NYLON ZINC LOCK	F81033-1	4
-	LEG, MIDDLE ADJUSTABLE STATIONARY	501637	2
12	LEG, MIDDLE	507720-1	1
13	FOOT	586948-1	1
14	WASHER, 13 FLAT ZINC	F81056-1	2
15	BOLT, M12X30 8.8 HEX HEAD FULL THREAD ZI	F81004-22	2
16	NUT, M12 8 HEX NYLON ZINC LOCK	F81034-2	2
17	WASHER, 21 FLAT ZINC	F81059-2	2
18	NUT, M20-8- HEX ZINC	F81037-1	2
-	LEG, LEFT STATIONARY ADJUSTABLE	501639	4
19	TUBE WELDMENT, ADJUSTABLE LEG	507715-1	1
20	FOOT	586948-1	1
21	WASHER, 21 FLAT ZINC	F81059-2	2
22	NUT, M20-8- HEX ZINC	F81037-1	2
23	WASHER, 10.5 ZC DIN 126 ISO 7091	F81055-1	4
24	BOLT, M10X25-8.8-FE/ZN5	F81003-11	2
25	NUT, M10-8-B HEX NYLON ZINC LOCK	F81033-1	4
-	COVER ASSEMBLY, MAIN TUBE	093052	1
26	WASHER, 8.4 FLAT ZINC	F81054-1	2
27	WASHER, 8.2 SPLIT LOCK ZINC	F81054-4	2
28	BOLT, M8X25-8.8-B HEX HEAD FULL THREAD Z	F81002-5	2

---

REF	DESCRIPTION (u indicates parts available in assemblies only)	PART #	QTY	
29	BOLT, M10X125 8.8 HEX HEAD ZINC	F81003-18	4	

## 8.48 Stationary Legs for "S" Frame. 526546

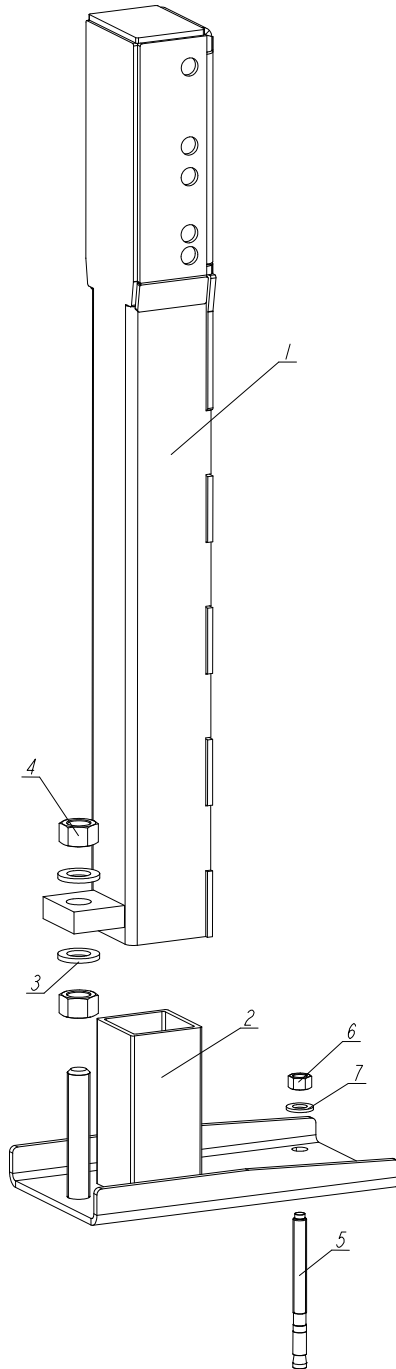
526546\_001\_B  
526546\_MANUAL

REF	DESCRIPTION (u indicates parts available in assemblies only)	PART #	QTY	
-	<b>LEG, S FRAME STATIONARY</b>	526546	1	
-	LEG, MIDDLE ADJUSTABLE STATIONARY	501637	2	
1	LEG, MIDDLE	507720-1	1	
2	FOOT	586948-1	1	
3	WASHER, 13 FLAT ZINC	F81056-1	2	
4	BOLT, M12X30 8.8 HEX HEAD FULL THREAD ZI	F81004-22	2	
5	NUT, M12 8 HEX NYLON ZINC LOCK	F81034-2	2	
6	WASHER, 21 FLAT ZINC	F81059-2	2	
7	NUT, M20-8- HEX ZINC	F81037-1	2	
8	LEG, FRONT ADJUSTABLE STATIONARY	589525	1	
9	LEG WELDMENT, FRONT ADJUSTABLE	589518-1	1	
10	FOOT	586948-1	1	
11	WASHER, 21 FLAT ZINC	F81059-2	2	
12	NUT, M20-8- HEX ZINC	F81037-1	2	
-	LEG, LEFT STATIONARY ADJUSTABLE	501639	5	
13	TUBE WELDMENT, ADJUSTABLE LEG	507715-1	1	
14	FOOT	586948-1	1	
15	WASHER, 21 FLAT ZINC	F81059-2	2	
16	NUT, M20-8- HEX ZINC	F81037-1	2	
17	WASHER, 10.5 ZC DIN 126 ISO 7091	F81055-1	4	
18	BOLT, M10X25-8.8-FE/ZN5	F81003-11	4	
19	NUT, M10-8-B HEX NYLON ZINC LOCK	F81033-1	4	
-	LEG, RIGHT ADJUSTABLE STATIONARY	501640	3	
20	LEG, MAIN TUBE (HIGH)	507620-1	1	

REF	DESCRIPTION (u indicates parts available in assemblies only)	PART #	QTY	
21	FOOT	586948-1	1	
22	WASHER, 21 FLAT ZINC	F81059-2	2	
23	NUT, M20-8- HEX ZINC	F81037-1	2	
24	BOLT, M10X120 8.8 CARRIAGE ZINC	F81003-33	4	
25	WASHER, 10.5 ZC DIN 126 ISO 7091	F81055-1	4	
26	NUT, M10-8-B HEX NYLON ZINC LOCK	F81033-1	4	
-	COVER ASSEMBLY, MAIN TUBE	093052	1	
27	COVER, 201X101.6X3 TUBE	015023-1	1	
28	BRACKET WELDMENT, REAR MAIN TUBE COVER	087105-1	1	
29	WASHER, 8.4 FLAT ZINC	F81054-1	2	
30	WASHER, 8.2 SPLIT LOCK ZINC	F81054-4	2	
31	BOLT, M8X25-8.8-B HEX HEAD FULL THREAD Z	F81002-5	2	
32	WASHER, 17 SPLIT LOCK ZINC	F81058-1	4	
33	NUT, M16-8 HEX NYLON ZINC LOCK	F81036-2	2	
34	BOLT, M16X140 HEX HEAD ZINC GRADE 8.8	F81006-4	2	

8.49 Leg, Front Stationary Adjustable (Part No. 550138)

550138\_001  
550138\_MANUAL

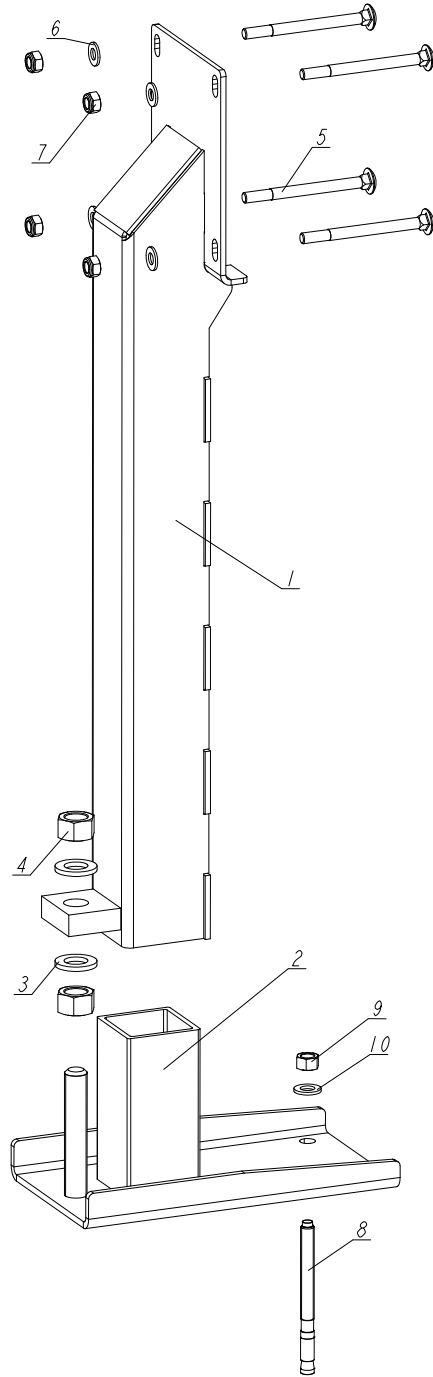


REF	DESCRIPTION (◆ indicates parts available in assemblies only)	PART #	QTY
-	<b>LEG, FRONT STATIONARY ADJUSTABLE</b>	550138	1
1	LEG, FRONT STATIONARY ADJUSTABLE	550139-1	1
2	FOOT, WIDE	501084-1	1
3	WASHER, 21 FLAT ZINC	F81059-2	2
4	NUT, M20-8 HEX ZINC	F81037-1	2
-	ANCHOR, M12X140MM KMC EXPRES	084529	1

REF	DESCRIPTION (◆ indicates parts available in assemblies only)	PART #	QTY	
5	ANCHOR, M12X140MM KMC EXPRES	084529	1	
6	NUT M12 ZC 8 DIN 934	F81034-1	1	
7	WASHER, 13 FLAT ZINC	F81056-1	1	

**8.50 Leg, Main Tube High (Part No. 550134)**

550134\_001  
550134\_MANUAL



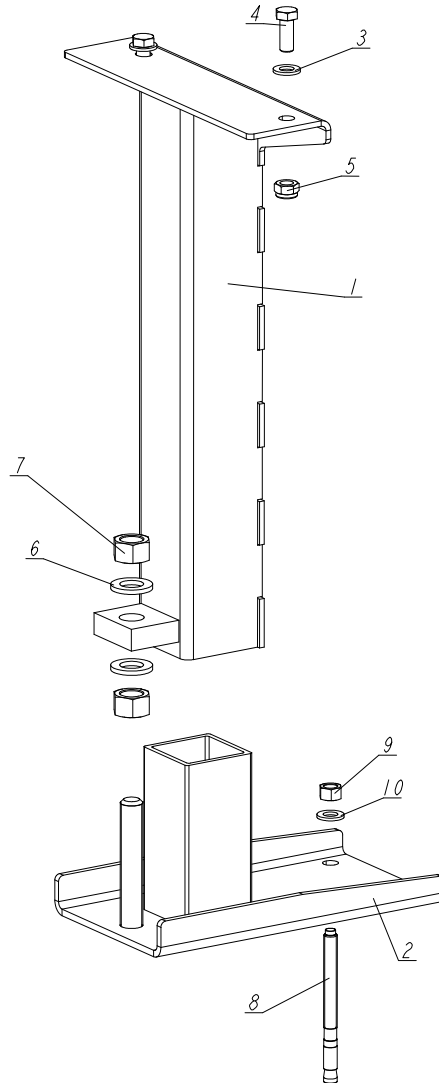
REF	DESCRIPTION (◆ indicates parts available in assemblies only)	PART #	QTY
-	LEG, MAIN TUBE HIGH	550134	1
1	LEG, MAIN TUBE HIGH	550135-1	1
2	FOOT, WIDE	501084-1	1
3	WASHER, 21 FLAT ZINC	F81059-2	2
4	NUT, M20-8 HEX ZINC	F81037-1	2
5	BOLT, M10X120 8.8 CARRIAGE ZINC	F81003-33	4



REF	DESCRIPTION (◆ indicates parts available in assemblies only)	PART #	QTY	
6	WASHER, 10.5 FLAT ZINC	F81055-1	4	
7	NUT, M10-8-B HEX NYLON ZINC LOCK	F81033-1	4	
-	ANCHOR, M12X140MM KMC EXPRES	084529	1	
8	ANCHOR, M12X140MM KMC EXPRES	084529	1	
9	NUT M12 ZC 8 DIN 934	F81034-1	1	
10	WASHER, 13 FLAT ZINC	F81056-1	1	

**8.51 Leg, Middle Stationary Adjustable (Part No. 550126)**

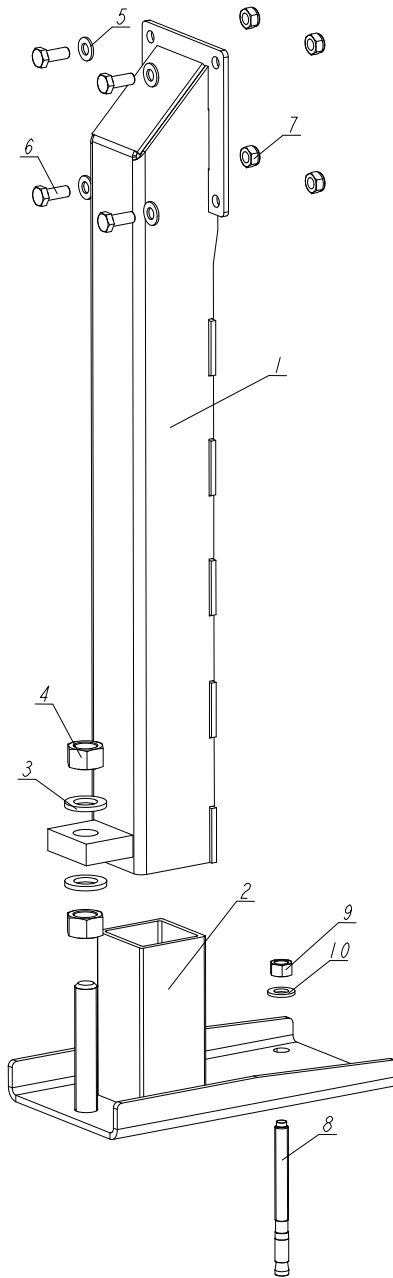
550126\_001  
550126\_MANUAL



REF	DESCRIPTION (◆ indicates parts available in assemblies only)	PART #	QTY
-	<b>LEG, MIDDLE STATIONARY ADJUSTABLE</b>	550126	1
1	LEG, MIDDLE STATIONARY ADJUSTABLE	550127-1	1
2	FOOT, WIDE	501084-1	1
3	WASHER, 13 FLAT ZINC	F81056-1	2
4	BOLT, M12X30 8.8 HEX HEAD FULL THREAD ZI	F81004-22	2
5	NUT, M12 8 HEX NYLON ZINC LOCK	F81034-2	2
6	WASHER, 21 FLAT ZINC	F81059-2	2
7	NUT, M20-8 HEX ZINC	F81037-1	2
-	ANCHOR, M12X140MM KMC EXPRES	084529	1
8	ANCHOR, M12X140MM KMC EXPRES	084529	1
9	NUT M12 ZC 8 DIN 934	F81034-1	1
10	WASHER, 13 FLAT ZINC	F81056-1	1

8.52 Leg, Left Stationary Adjustable (Part No. 550130)

550130\_001  
550130\_MANUAL



REF	DESCRIPTION (◆ indicates parts available in assemblies only)	PART #	QTY
-	<b>LEG, LEFT STATIONARY ADJUSTABLE</b>	550130	1
1	LEG, LEFT STATIONARY ADJUSTABLE	550131-1	1
2	FOOT, WIDE	501084-1	1
3	WASHER, 21 FLAT ZINC	F81059-2	2
4	NUT, M20-8 HEX ZINC	F81037-1	2
5	WASHER, 10.5 FLAT ZINC	F81055-1	4
6	BOLT, M10X25 8.8 HEX HEAD FULL THREAD ZI	F81003-11	4
7	NUT, M10-8-B HEX NYLON ZINC LOCK	F81033-1	4
-	ANCHOR, M12X140MM KMC EXPRES	084529	1

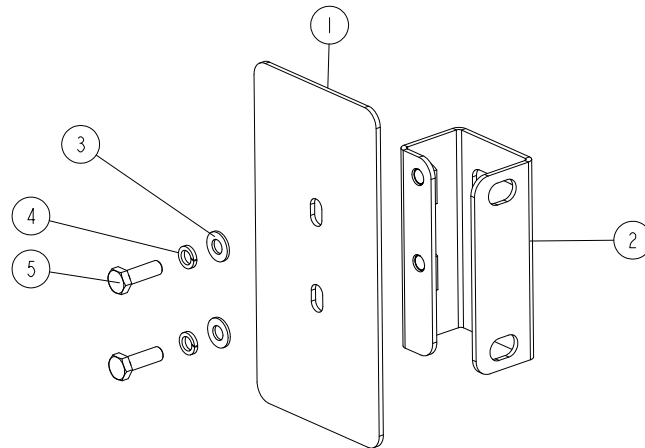


**Leg, Left Stationary Adjustable (Part No. 550130)**

---

REF	DESCRIPTION (◆ indicates parts available in assemblies only)	PART #	QTY	
8	ANCHOR, M12X140MM KMC EXPRES	084529	1	
9	NUT M12 ZC 8 DIN 934	F81034-1	1	
10	WASHER, 13 FLAT ZINC	F81056-1	1	

## 8.53 Main Tube Cover Assembly (Part No. 093052)

093052\_001  
093052\_MANUAL

REF	DESCRIPTION (◆ indicates parts available in assemblies only)	PART #	QTY	
-	<b>COVER ASSEMBLY, MAIN TUBE</b>	093052	1	
1	PLATE, 201X101.6X3 COVER	015023-1	1	
2	BRACKET WELDMENT, REAR TUBE COVER	087105-1	1	
3	WASHER, 8.4 FLAT ZINC	F81054-1	2	
4	WASHER 8,2 SPLIT LOCK ZINC	F81054-4	2	
5	BOLT, M8X25-8.8-B HEX HEAD FULL THREAD ZINC	F81002-5	2	

**SECTION 9 HYDRAULIC SYSTEM**

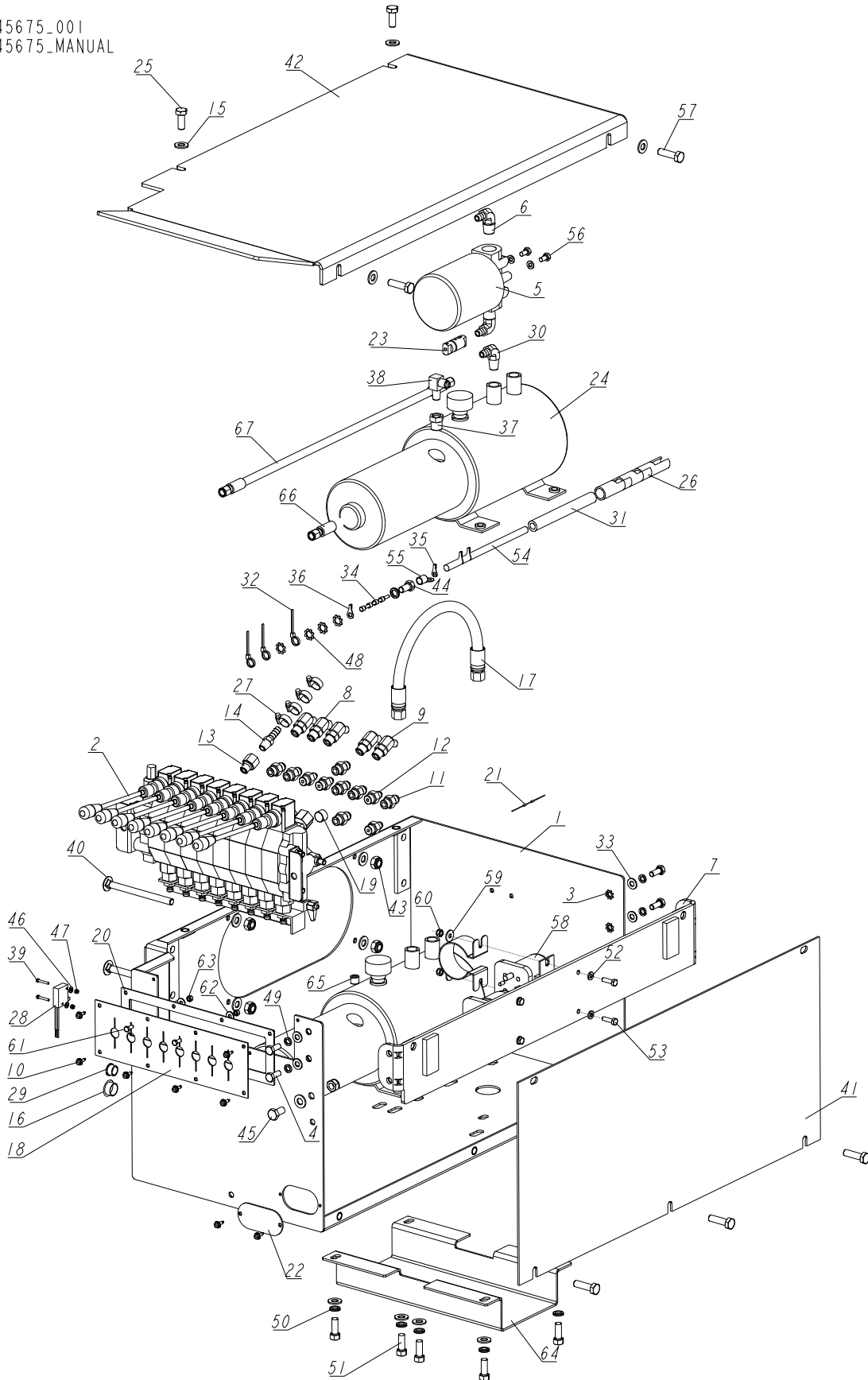
## 9.1 Hydraulic Boxes, LT40/LT70

REF	DESCRIPTION (◆ indicates parts available in assemblies only)	PART #	QTY	
-	BOX, DH4 LT40/70 HYDRAULIC - COMPLETE	095809 <sup>1</sup>	-	

<sup>1</sup> For LT40/70 M DC

**9.2 Hydraulic Control Box DH 8 sections, Complete**

545675\_001  
545675\_MANUAL





REF.	DESCRIPTION (◆ Indicates Parts Available In Assemblies Only)	PART #	QTY
-	HYDRAULIC CONTROL BOX, DH 8SECTIONS COMPLETE	545675	1
1	BOx, hydraulic wldmt/ptd	545676-1	1
2	valve, 8 sections DC hydraulic	545672	1
3	washer, 8.4 external tooth zinc lock	F81054-3	4
4	bolt, M8X20 8.8 hex head full thread zinc	F81002-4	4
5	Manifold, W/Filter	P22683	1
6	Fitting, 1/2NPT-3/8 Barb Elbow	P12707	2
7	BRACKET, AC HYDRAULIC BOX MOUNT - COMPLETE	086518-1	1
8	Fitting, #6SAE 45 Deg Elbow	015489	1
9	Fitting, #4SAE-#6SAE 45 Deg Elbow	015488	4
10	bolt, #10-24x1/2 SLF TP SC	F05015-7	8
11	Fitting, 3/8 O-Ring-3/8JIC	014687	7
12	Fitting, 1/4JIC-3/8 O-Ring	P26284	4
13	Fitting, 6SAE Male-1/4NPT Female	014686	1
14	Fitting, 1/4NPT-3/8 Barb	014685	1
15	washer, 10,5 Flat zinc	F81055-1	18
16	cap, SR1086 NA OT.22,2 hole	093544	1
17	HOSE, 2T 3/8X0.350 W9/16UNF-W9/16UNF HYD	014716	1
18	GUARD, 8-SECTION HYDRAULIC VALVE RUBBER	545673	1
19	CAP, 3/8 " NPT HYDRAULIC PUMP TANK	085694	2
20	COVER, 8-SECTION VALVE GUARD	545674-1	1
21	DIODE ASSEMBLY, SOLENOID COIL	087496	2
22	cap, hydraulic control box	091733-1	1
23	FITTING, FUSE, WITH WIRE CE PROTECTION	E85238	1
24	Pump Assy, W/Motor Hyd	P12701	2
25	bolt, M10X25 8.8 hex head full thread zinc	F81003-11	2
26	BOOT, 5/8 BLACK BATTERY TERMINAL	S11947	3
27	Clamp, 11/16 Worm	061807	4
28	Switch, 2A 125V R-Lever NO/NC/Com	014765	1
29	bushing, 15,9 UB625 conduit	086816	1
30	Fitting, 3/8NPT-3/8 Barb Elbow	P12708	1
31	hose, 3/8" hydraulic (low pressure)	R01892-1	1
32	wrap, TKUV 20/5 tie	F05089-1	3
33	washer, 8.4 Flat zinc	F81054-1	4
34	end, HI 1/6 conductor	F81083-3	4
35	end, KO 2,5/5 conductor	F81064-1	3
36	end, KO 2,5/6 conductor	F81064-13	1
37	Fitting, 3/8NPT-1/4NPT Reducer	015490	1
38	Fitting, 3/8JIC-1/4NPT 90L	015491	1
39	screw, M3X20-5.8-A-SLOTTED CHEESE HEAD ZINC	F81000-8	2
40	screw, M10x125 8.8 carriage head zinc	F81003-34	4
41	cover, ac hydraulic box front	086484-1	1
42	cover, ac hydraulic box top	086485-1	1
43	nut, M10 hex nylon zinc lock	F81033-1	6
44	Bolt, 3/8-16x3/4 Hex Head Gr2	F05007-27	1
45	bolt, M10X20-8.8 hex head full thread zinc	F81003-1	2
46	washer, 4.3 Flat zinc	F81051-2	2

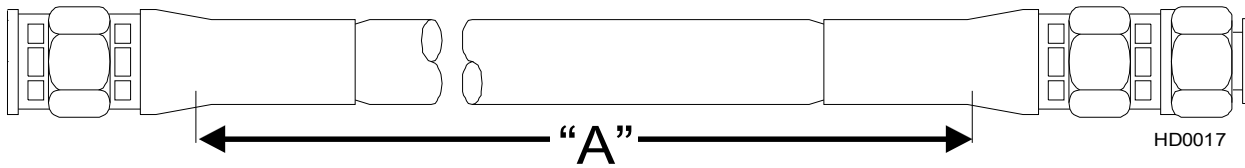


# HYDRAULIC SYSTEM

## Hydraulic Control Box DH 8 sections, Complete

REF.	DESCRIPTION (◆ Indicates Parts Available In Assemblies Only)	PART #	QTY	
47	nut, M3-6-hex nylon zinc lock	F81028-2	2	
48	washer, 10.5 external tooth zinc lock	F81055-3	5	
49	washer, 8.2 split lock zinc	F81054-4	4	
50	washer, Z 10.2 split lock zinc	F81055-2	9	
51	Bolt, 3/8-16x1 Hex Head	F05007-7	8	
52	washer, 6.4 flat zinc	F81053-1	6	
53	bolt, M6X20 8.8 hex head full thread zinc	F81001-2	4	
54	tube, dia. 5/8"X13/16 (0.2m) neoprene	R02349_02	1	
55	end, K050/10 conductor	F81067-3	1	
56	Bolt, 1/4-20x1/2 Hex Head	F05005-15	2	
57	bolt, M10X35 8.8 hex head full thread zinc	F81003-17	5	
58	solenoid, `97 200A 12V SPST. hydraulic pump	015470	2	
59	washer, 6.5 special flat zinc	F81053-11	4	
60	nut, M6-8-B-hex nylon zinc lock	F81031-2	4	
61	bolt, M5X12 8.8 zinc	F81000-5	2	
62	washer, 5.5 flat zinc special	F81052-3	2	
63	nut, M5 8 hex zinc	F81030-1	2	
64	GUARD, HYDRAULIC CROSSOVER	092707-1	1	
65	plug, 1/4-18 NPT blank	096221	1	
66	PHD 2T1/4X0.45 W7-W7	095091	1	
67	PHD 2T1/4X0.65 W7-W7	095092	1	

### 9.3 Hydraulic Hoses



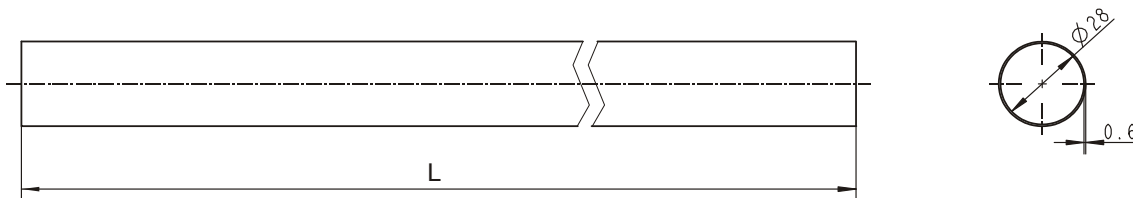
Color Code	LENGTH "A" [m]	Application	Wood-Mizer Part No.
None	0.46	1/4" HYDRAULIC PUMP TO VALVE	015704
None	0.46	1/4" HYDRAULIC PUMP TO VALVE	015704
Plain	0.69	3/8" LOG TURNER CYLINDER BASE	014796
Orange	0.53	3/8" LOG TURNER CYLINDER TOP	087775
Yellow	2.66	1/4" FRONT TOE BOARD TOP (LT40S)	087790
	3.81	1/4" FRONT TOE BOARD TOP (LT40M)	087776
Gray	2.66	1/4" FRONT TOE BOARD BASE (LT40S)	087790
	3.81	1/4" FRONT TOE BOARD BASE (LT40M)	087776
Plain	4.21	3/8" SIDE SUPPORT CYLINDER TOP (LT40S)	087791
	4.77	3/8" SIDE SUPPORT CYLINDER TOP (LT40M)	087777
Pink	4.21	3/8" SIDE SUPPORT CYLINDER BASE (LT40S)	087791
	4.77	3/8" SIDE SUPPORT CYLINDER BASE (LT40M)	087777
White	3.68	3/8" CLAMP CYLINDER TOP (LT40S)	087792
	3.98	3/8" Clamp Cylinder Top (LT40M)	087778
Dark Orange	3.27	3/8" CLAMP CYLINDER BASE (LT40S)	087793
	3.83	3/8" CLAMP CYLINDER BASE (LT40M)	087779
Purple	5.18	1/4" REAR TOE BOARD TOP (LT40S)	087794
	5.74	1/4" REAR TOE BOARD TOP (LT40M)	087780
Black	5.18	1/4" REAR TOE BOARD BASE (LT40S)	087794
	5.74	1/4" REAR TOE BOARD BASE (LT40M)	087780
Green	1.58	3/8" LOADING ARM BRANCH TOP	014797
Yellow	1.60	3/8" LOADING ARM BRANCH BASE	014798
Yellow	1.80	3/8" LOADING ARM BRANCH BASE	093329
Blue	4.34	3/8" LOADING ARM CYLINDER TOP (LT40S)	087795
	4.90	3/8" LOADING ARM CYLINDER TOP (LT40M)	087781
Red	4.34	3/8" LOADING ARM CYLINDER BOTTOM (LT40S)	087795
	4.90	3/8" LOADING ARM CYLINDER BOTTOM (LT40M)	087781
Green	4.57	1/4" Clamp Up (LT40S)	087796
	5.13	1/4" Clamp Up (LT40M)	087789
Yellow	4.57	1/4" Clamp Down (LT40S)	087796
	5.13	1/4" Clamp Down (LT40M)	087789
White	4.00	1/4" FRONT LOG CLAMP, IN/OUT CYLINDER BOTTOM (A/DH5)	094778
Orange	4.00	1/4" FRONT LOG CLAMP, IN/OUT CYLINDER TOP (A/DH5)	094778
Red	3.80	1/4" FRONT LOG CLAMP, UP/DOWN CYLINDER BOTTOM (A/DH5)	094779
Blue	3.80	1/4" FRONT LOG CLAMP, UP/DOWN CYLINDER TOP (A/DH5)	094779

TABLE 9-1

White	6.00	1/4" REAR LOG CLAMP, IN/OUT CYLINDER BOTTOM (A/DH5)	094780
Orange	6.00	1/4" REAR LOG CLAMP, IN/OUT CYLINDER TOP (A/DH5)	094780
Red	5.60	1/4" REAR LOG CLAMP, UP/DOWN CYLINDER BOTTOM (A/DH5)	094781
Blue	5.60	1/4" REAR LOG CLAMP, UP/DOWN CYLINDER TOP (A/DH5)	094781
Plain	0.40	1/4" HYDRAULIC VALVE TO OIL FLOW CONTROL VALVE (A/DH5)	094782
Plain	0.53	1/4" HYDRAULIC PUMP TO OIL FLOW CONTROL VALVE (A/DH5)	087775
Red	1.50	1/4" FIRST CLAMP, UP/DOWN CYLINDER BOTTOM (A/DH7)	095211
Blue	1.50	1/4" FIRST CLAMP, UP/DOWN CYLINDER TOP (A/DH7)	095211
Red	4.00	1/4" SECOND CLAMP, UP/DOWN CYLINDER BOTTOM (A/DH7)	095212
Blue	4.00	1/4" SECOND CLAMP, UP/DOWN CYLINDER TOP (A/DH7)	095212
Red	8.00	1/4" THIRD CLAMP, UP/DOWN CYLINDER BOTTOM (A/DH7)	095213
Blue	8.00	1/4" THIRD CLAMP, UP/DOWN CYLINDER TOP (A/DH7)	095213
Orange	0.40	1/4" HYDRAULIC VALVE POWER CORD TO CLAMP IN/OUT CYLINDER T-FITTING, BOTTOM (A/DH7)	095214
White	0.40	1/4" HYDRAULIC VALVE POWER CORD TO CLAMP IN/OUT CYLINDER T-FITTING, TOP (A/DH7)	095214
Orange	7.00	1/4" THIRD CLAMP, IN/OUT CYLINDER BOTTOM (A/DH7)	095215
White	7.00	1/4" THIRD CLAMP, IN/OUT CYLINDER TOP (A/DH7)	095215
Orange	2.50	1/4" FIRST/SECOND CLAMP, IN/OUT CYLINDER BOTTOM (A/DH7)	095216
White	2.50	1/4" FIRST/SECOND CLAMP, IN/OUT CYLINDER TOP (A/DH7)	095216
Orange	1.20	1/4" FIRST/SECOND CLAMP, IN/OUT CYLINDER BOTTOM (A/DH7)	095217
White	1.20	1/4" FIRST/SECOND CLAMP, IN/OUT CYLINDER TOP (A/DH7)	095217

TABLE 9-1

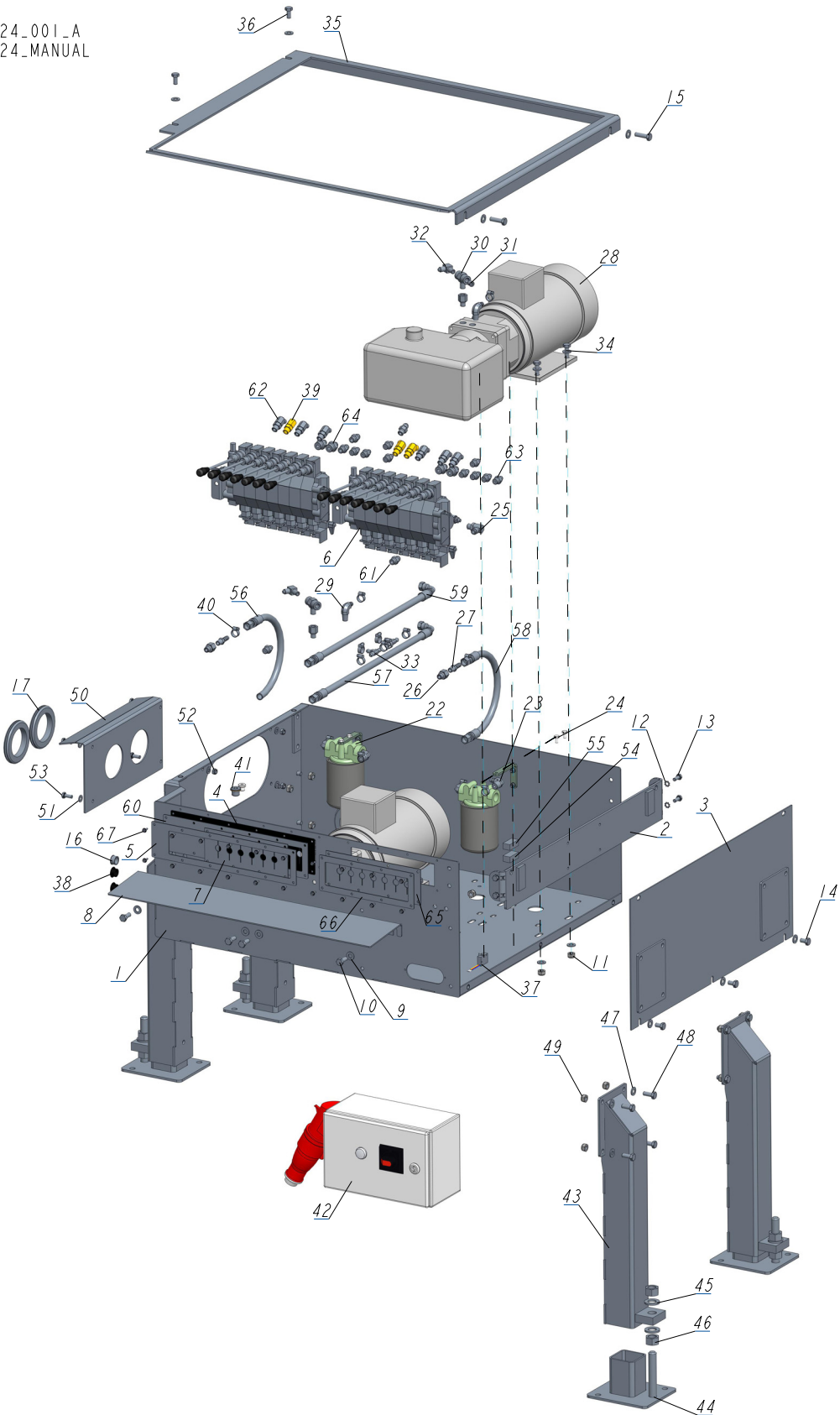
## Protective Conduits, LT70 Series A/DH Hydraulic Hoses



REF	DESCRIPTION (◆ indicates parts available in assemblies only)	PART #	QTY
0.70	PROTECTIVE CONDUIT, LOG TURNER HOSE	099761	2
0.28	PROTECTIVE CONDUIT, CLAMP IN/OUT CYLINDE	099762	1
0.45	PROTECTIVE CONDUIT, IN/OUT CYLINDER HOSE - TOP	099763	1
1.35	PROTECTIVE CONDUIT, CLAMP UP/DOWN CYLIND	099764	1
1.65	PROTECTIVE CONDUIT, CLAMP UP/DOWN CYLIND	099765	1

9.4 Hydraulic Control Box, LT40/70 AC 14-Section

541024\_001\_A  
 541024\_MANUAL



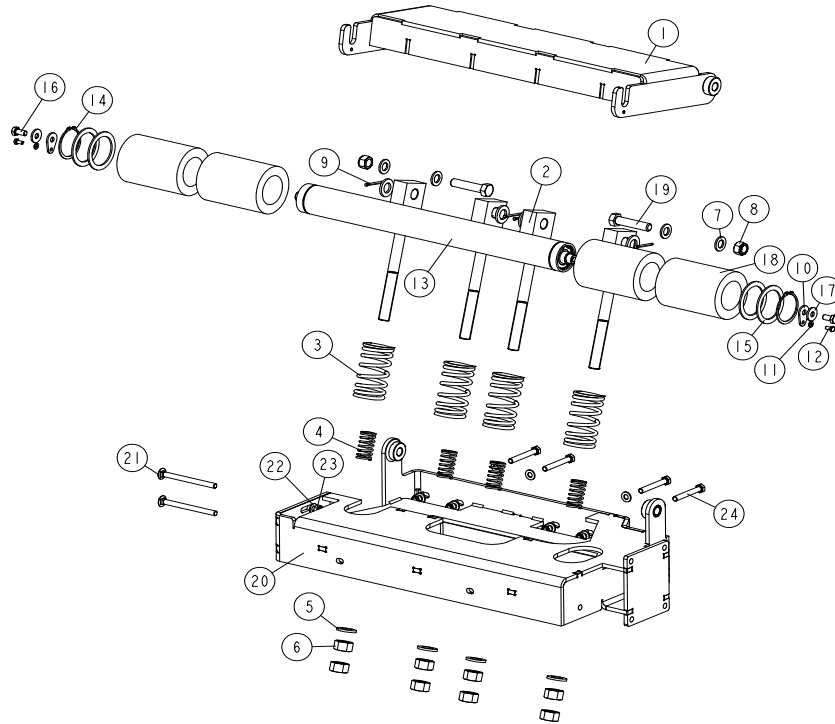
**HYDRAULIC SYSTEM***Hydraulic Control Box, LT40/70 AC 14-Section*

REF	DESCRIPTION (u indicates parts available in assemblies only)	PART #	QTY
-	<b>BOX, LT40/70 AC 14-SECTION HYDRAULIC CON</b>	541024	1
1	BOX WELDMENT, HYDRAULIC CONTROL	505946-1	1
2	BRACKET, AC HYDRAULIC BOX MOUNT - COMPLE	086518-1	1
3	COVER, AC HYDRAULIC BOX FRONT	086484-1	1
4	GUARD, RUBBER HYDRAULIC VALVE 10-SECTION	091739	1
5	PLATE, 10-SECTION VALVE PAINTED	091826-1	1
6	VALVE, 7-SECTION AC HYDRAULIC	510560	2
7	GUARD, RUBBER VALVE DOUBLE	015079	1
8	PLATE FOR DECALS	505949-1	1
9	WASHER, 10.5 FLAT ZINC	F81055-1	27
10	BOLT, M10X25-8.8 HEX HEAD FULL THREAD ZI	F81003-11	4
11	NUT, M10-8-B NYLON HEX ZINC LOCK	F81033-1	12
12	WASHER, 8.4 EXTERIOR STAR LOCK ZINC	F81054-3	4
13	BOLT, M8X20 8.8 HEX HEAD FULL THREAD ZIN	F81002-4	4
14	BOLT, M10X16-8.8 HEX HEAD FULL THREAD ZI	F81003-13	3
15	BOLT, M10X35 - 8.8 HEX HEAD FULL THREAD	F81003-17	2
16	GROMET, WIRE	P04137	1
17	COVER, 80 MM RUBBER	089293	4
18	BRACKET, OIL FILTER	550029-1	2
19	WASHER, 6.4 FLAT ZINC	F81053-1	8
20	NUT, M6-8-B HEX NYLON ZINC LOCK	F81031-2	4
21	BOLT, M6X20-8.8 HEX HEAD FULL THREAD ZIN	F81001-2	4
22	MANIFOLD, W/FILTER	P22683	2
23	FITTING, 1/2NPT-3/8 BARB ELBOW	P12707	4
24	BOLT, 1/4-20X1/2 HEX HEAD	F05005-15	4
25	FITTING, #6 SAE 3/8"JIC ELBOW	P12704	1
26	FITTING, 6SAE MALE-1/4NPT FEMALE	014686	4
27	FITTING, 1/4NPT-3/8 BARB	014685	2
28	PUMP, AC.5,5KW 18.5L/MIN HYDRAULIC W/MOT	517840	2
29	FITTING, 3/8NPT-3/8 BARB ELBOW	P12708	2
30	FITTING, 1/4NPT BRANCH TEE	015486	2
31	PLUG, 1/4-18 NPT BLANK	096221	1
32	FITTING, 3/8JIC-1/4NPT 90L	015491	2
33	FITTING, 3/8 BARB TEE	015485	2
34	BOLT, M10X30-8.8 HEX HEAD FULL THREAD ZI	F81003-2	8
35	COVER, HYDRAULIC BOX TOP	505948-1	1
36	BOLT, M10X20-5.8 HEX HEAD FULL THREAD ZI	F81003-1	2
37	MICROSWITCH, HYDRAULIC VALVE	014765	1
38	CAP, SR1086 22.2 DIA. HOLE	093544	2
39	FITTING, #6SAE 45 DEG. ELBOW	015489	3
40	CLAMP, 11/16 WORM	061807	14
41	PLUG KIT FOR 500508	505060	1
42	HYDRAULIC AC 5.5KW- 2 PUMPS	532190-M	1
-	LEG, LEFT STATIONARY ADJUSTABLE	501639	4
43	TUBE WELDMENT, ADJUSTABLE LEG	507715-1	1
44	FOOT	586948-1	1
45	WASHER, 21 FLAT ZINC	F81059-2	2

REF	DESCRIPTION (u indicates parts available in assemblies only)	PART #	QTY	
46	NUT, M20-8 HEX ZINC	F81037-1	2	
47	WASHER, 10.5 FLAT ZINC	F81055-1	4	
48	BOLT, M10X25-8.8 HEX HEAD FULL THREAD ZI	F81003-11	4	
49	NUT, M10-8-B NYLON HEX ZINC LOCK	F81033-1	4	
50	PLATE, HYDRAULIC HOSE COVER - COMPLETE	504261-1	1	
51	WASHER, 8,4-FLAT ZINC	F81054-1	8	
52	NUT, M8-8-B HEX NYLON ZINC LOCK	F81032-2	4	
53	BOLT, M8X20-5.8 HEX HEAD FULL THREAD ZIN	F81002-1	4	
54	CONTACT ASSEMBLY, AC NEGATIVE	086624	1	
55	CONTACT ASSEMBLY, AC POSITIVE	086625	1	
56	HOSE, 2T 3/8X0.533 W9/16UNF-W9/16UNF HYD	087775	1	
57	HOSE, 2T3/8X1.100 W9/16UNF-W9/16UNF HYDR	093153	1	
58	HOSE, 2T 3/8X0.533 W9/16UNF-W9/16UNF HYD	094782	1	
59	H22	505338	1	
60	PLATE, RUBBER COVER MOUNT	540994-1	1	
61	FITTING, 3/8 O-RING-3/8JIC	014687	4	
62	FITTING, #4SAE-#6SAE 45 DEG. ELBOW	015488	6	
63	FITTING, 1/4JIC-3/8 O-RING	P26284	10	
64	FITTING, 8SAE-3/8JIC	P12703	4	
65	COVER, RUBBER (7 SECTIONS)	510566	1	
66	PLATE, RUBBER COVER MOUNT	510567-1	1	
67	BOLT, #10-24 X 1/2" SELF-TAPPING	F05015-7	20	

**9.5 Shock Absorber Assembly - Option for Sawmills Equipped with Hydraulics**

550191\_001  
550191\_MANUAL



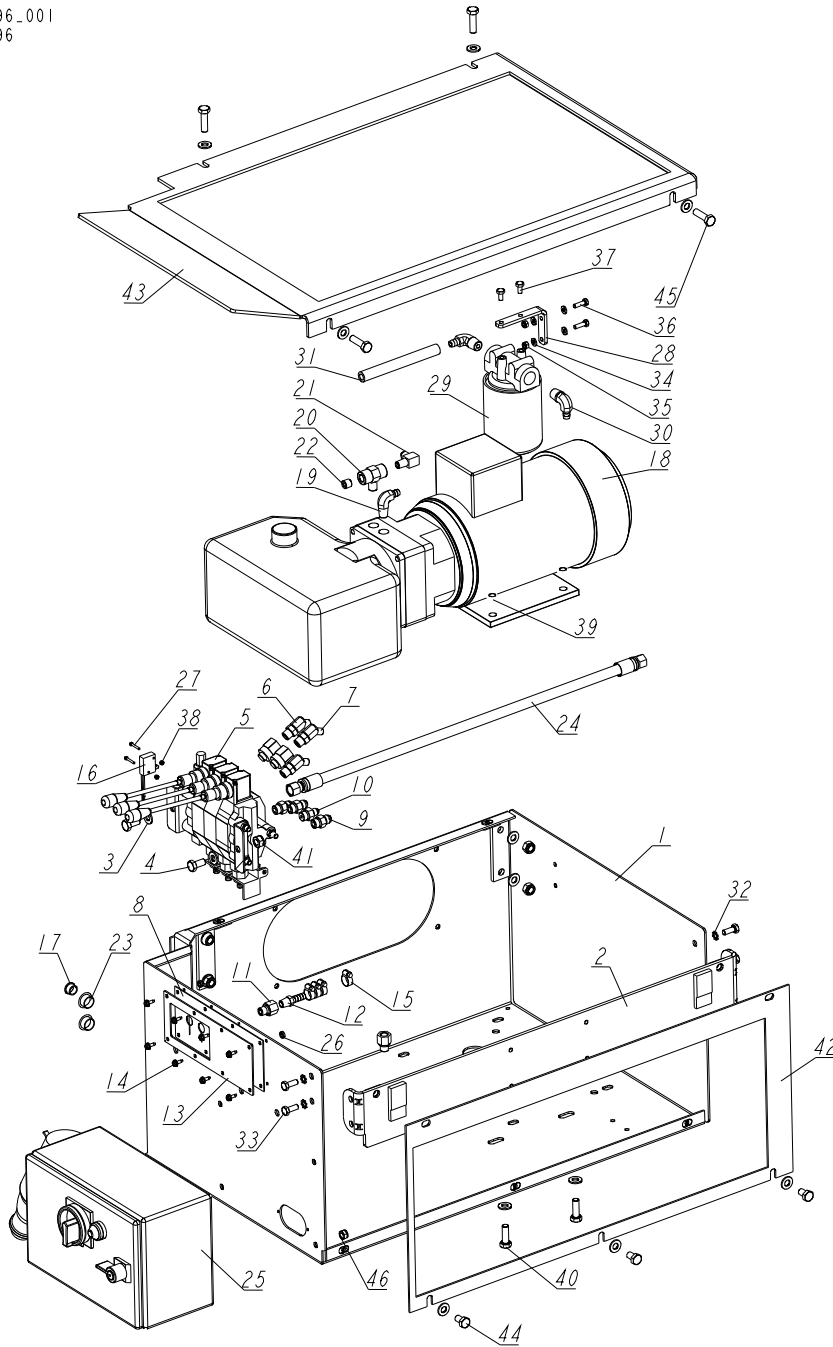
REF	DESCRIPTION (◆ indicates parts available in assemblies only)	PART #	QTY
-	SHOCK ABSORBER, SHORT	550191	1
-	short ROLLER, SHOCK absorber	550192	1
1	roller PLATE, shock absorber	550189-1	1
2	ROD WELDMENT, BUMPER SPRING	510818-1	4
3	SPRING, 110X46X6.5 CUSHION	510815	4
4	SPRING, 60X23X3	088992	4
5	WASHER, 21 FLAT ZINC	F81059-2	8
6	NUT, M20-8 HEX ZINC	F81037-1	8
7	WASHER, 17 FLAT ZINC	F81058-1	4
8	NUT, M16-8 HEX NYLON ZINC LOCK	F81036-2	2
9	PIN, 4X30 COTTER ZINC-PLATED	F81043-22	4
10	WASHER, WM4000 ROLLER MOUNTING	510874-1	2
11	WASHER, 6.4 FLAT ZINC	F81053-1	2
12	BOLT, M6X12-8.8 HEX HEAD FULL THREAD ZINC	F81001-7	2
-	ROLLER W/RUBBER BUSHING	527048	1
13	ROLLER, FRAME M/S	527044-1	1
14	RING, Z60 OUTSIDE RETAINING	F81090-62	2
15	RING, 61/80X3 SPACER	515895	4
16	BOLT, M10X20-5.8 HEX HEAD FULL THREAD ZINC	F81003-1	2
17	WASHER, 10.5 SPECIAL FLAT ZINC	F81055-6	2



REF	DESCRIPTION (◆ indicates parts available in assemblies only)	PART #	QTY	
18	ROLLER, RUBBER	517493	4	
19	BOLT, M1 6X75-8.B-B HEX HEAD FULL THREAD	F81006-10	2	
20	FRAME, SHORT TABLE	550187-1	1	
21	BOLT, M10X125 CARRIAGE	F81003-34	2	
22	WASHER, 10.5 FLAT ZINC	F81055-1	10	
23	NUT, M10-8-B HEX NYLON ZINC LOCK	F81033-1	6	
24	BOLT, M10X75-8.8 HEX HEAD ZINC	F81003-15	4	

**9.6 Hydraulic Control Box, LT70 AH1**

536196\_001  
536196

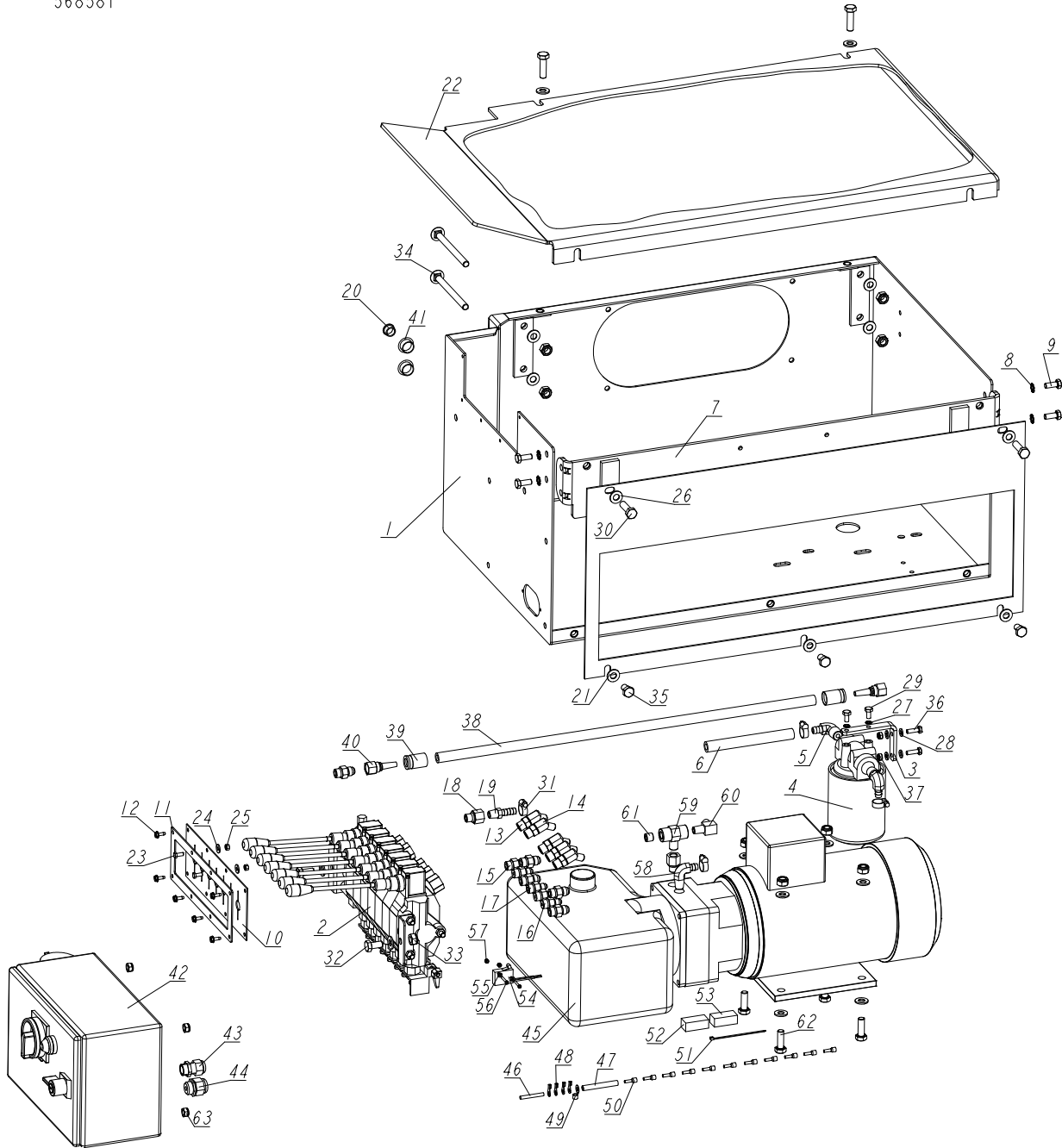


REF.	DESCRIPTION (◆ indicates parts available in assemblies only)	PART #	QTY
-	BOX, AH1 LT70 HYDRAULIC - COMPLETE (AFRICA)	536196	1
1	BOX WELDMENT, LT20 AC HYDRAULIC	545690-1	1
2	BRACKET, AC HYDRAULIC BOX - COMPLETE	086518-1	1
3	WASHER, 10.5 FLAT ZINC	F81055-1	17
4	BOLT, ISO 4017-M10X20-8.8-A2E HEX HEAD	F81003-53	2
5	valve, AC 6-section hydraulic	093034	1
6	Fitting, #6SAE 45 Deg. Elbow	015489	1

REF.	DESCRIPTION (◆ indicates parts available in assemblies only)	PART #	QTY
7	Fitting, #4SAE-#6SAE 45 Deg. Elbow	015488	2
8	GUARD, RUBBER DOUBLE VALVE	015079	1
9	Fitting, 3/8 O-Ring-3/8JIC	014687	3
10	Fitting, 1/4JIC-3/8 O-Ring	P26284	1
11	Fitting, 6SAE Male-1/4NPT Female	014686	2
12	Fitting, 1/4NPT-3/8 Barb	014685	1
13	plate, 3-section hydraulic valve cover	092920-1	1
14	#10-24x1/2 SLF TP SC	F05015-7	8
15	Clamp, 11/16 Worm	061807	4
16	Switch, 2A 125V R-Lever NO/NC/Com	014765	1
17	GROMMET, 15,9 UB625 RUBBER	086816	1
18	PUMP, AC-4KW (Q=14.5L/MIN) HYDRAULIC W/Motor	500958	1
19	Fitting, 3/8NPT-3/8 Barb Elbow	P12708	1
20	FITTING, 1/4NPT MALE RUN TEE	015486	1
21	Fitting, 3/8JIC-1/4NPT 90L	015491	1
22	PLUG, 1/4-18 NPT BLANK	096221	1
23	CAP, SR1086 22.2 HOLE	093544	2
24	HOSE, 2T3/8X0.254 W9/16UNF-WP/16UNF HYDRauiC	087774	1
25	BOX, LT40/70 ELECTRICAL	566251	1
26	NUT, #10-24 SELF-LOCKING	F05010-14	2
27	SCREW, M3X20-5.8-A SLOTTED CHEESE HEAD Zinc	F81000-8	2
28	BRACKET, OIL FILTER	550029-1	1
29	Manifold, W/Filter	P22683	1
30	Fitting, 1/2NPT-3/8 Barb Elbow	P12707	2
31	HOSE, 3/8" LOW PRESSURE HYDRAULIC	R01892-1	1
32	WASHER, 8.4 EXTERIOR STAR LOCK ZINC	F81054-3	4
33	BOLT, M8X20-8.8-B HEX HEAD FULL THREAD Zinc	F81002-4	4
34	WASHER, 6.4 FLAT ZINC	F81053-1	4
35	NUT, M6-8-B NYLON HEX ZINC LOCK	F81031-2	2
36	BOLT, M6X20 8.8 HEX HEAD FULL THREAD ZINC	F81001-2	2
37	BOLT, 1/4-20X1/2 HEX HEAD	F05005-15	2
38	NUT, M3-6 HEX NYLON ZINC LOCK	F81028-2	2
39	NUT, M10-8-B-HEX ZINC	F81033-3	4
40	BOLT, DIN933-M10X30-8.8-A2E HEX HEAD	F81003-111	4
41	NUT, M10-8-B HEX NYLON ZINC LOCK	F81033-1	6
42	PANEL, AC HYDRAULIC BOX FRONT	086484-1	1
43	COVER, AC HYDRAULIC BOX TOP	545693-1	1
44	BOLT, M10X16-8.8 HEX HEAD FULL THREAD ZInc	F81003-13	3
45	BOLT, M10X35-8.8 HEX HEAD FULL THREAD ZInc	F81003-17	4
46	NUT, M8-8-B HEX NYLON ZINC LOCK	F81032-2	4

**9.7 Hydraulic Control Box, AHP3/LT40/LT70 Stationary Sawmills 7-Section (M-type Frame)**

568581\_001  
568581



REF	DESCRIPTION (u indicates parts available in assemblies only)	PART #	QTY
-	BOX, AHP3 7-SECTION LT40/70 HYDRAULIC	568581	1
1	BOX WELDMENT, HYDRAULIC	555345-1	1
2	VALVE, 7-SECTION DC HYDRAULIC	545657	1
3	BRACKET, OIL FILTER	550029-1	1
4	Manifold, W/Filter	P22683	1

REF	DESCRIPTION (u indicates parts available in assemblies only)	PART #	QTY
5	Fitting, 1/2NPT-3/8 Barb Elbow	P12707	2
6	HOSE, 3/8" LOW PRESSURE HYDRAULIC	R01892-1	1
7	BRACKET, AC HYDRAULIC BOX - COMPLETE	086518-1	1
8	WASHER, 8.4 EXTERIOR STAR LOCK ZINC	F81054-3	4
9	BOLT, M8X20-8.8-B-HEX HEAD FULL THREAD Z	F81002-4	4
10	GUARD, 7-SECTION HYD. VALVE RUBBER	510566	1
11	PLATE, RUBBER GUARD MOUNTING	510567-1	1
12	#10-24x1/2 SLF TP SC	F05015-7	6
13	Fitting, #6SAE 45 Deg Elbow	015489	1
14	Fitting, #4SAE-#6SAE 45 Deg Elbow	015488	4
15	Fitting, 3/8 O-Ring-3/8JIC	014687	6
16	Fitting, 1/4JIC-3/8 O-Ring	P26284	3
17	ZN-140 UNF9/16-18/7/16-20	555134	1
18	Fitting, 6SAE Male-1/4NPT Female	014686	2
19	Fitting, 1/4NPT-3/8 Barb	014685	1
20	GROMMET, 15,9 UB625 RUBBER	086816	1
21	PANEL, AC HYDRAULIC BOX FRONT	086484-1	1
22	COVER, AC HYDRAULIC BOX TOP	545693-1	1
23	BOLT, M5X12-5.8 HEX HEAD FULL THREAD ZIN	F81000-5	2
24	WASHER, 5.5 SPECIAL FLAT ZINC-PLATED	F81052-3	2
25	NUT, M5-8 HEX ZINC	F81030-1	2
26	WASHER 10,5 ZC DIN 126 ISO 7091	F81055-1	21
27	WASHER 6.1 ZC SPRING LOCK DIN 127	F81053-3	2
28	WASHER 6.4 ZC DIN 126 ISO 7091	F81053-1	4
29	BOLT, 1/4-20X1/2 HEX HEAD	F05005-15	2
30	BOLT, M10X35-8.8 HEX HEAD FULL THREAD ZI	F81003-17	4
31	Clamp, 11/16 Worm	061807	4
32	BOLT, ISO 4017-M10X20-8.8-A2E HEX HEAD	F81003-53	2
33	NUT M10 ZC 8 NYLOCK DIN 982 ISO 7040	F81033-1	10
34	BOLT, M10X125 CARRIAGE	F81003-34	2
35	BOLT, M10X16-8.8 HEX HEAD FULL THREAD ZI	F81003-13	3
36	BOLT, M6X20 8.8 HEX HEAD FULL THREAD ZIN	F81001-2	2
37	NUT M6 ZC 8 NYLOCK DIN 982 ISO 7040	F81031-2	2
-	HOSE, 2T3/8X0.254 W9/16UNF-WP/16UNF HYDR	087774	1
38	HOSE, 3/8 HYDRAULIC	R02132_0_25	1
39	CRIMP SOCKET 3/8" HYDRAULIC HOSE	085901	2
40	FITTING, JIC 9/16-18 HYDRAULIC	085900	2
41	CAP, SR1086 22.2 HOLE	093544	2
42	BOX, LT40/70 ELECTRICAL	566251	1
43	GLAND, DW11/H CABLE	085388	1
44	GLAND, DP 13/H CABLE	F81096-4	1
45	PUMP, AC-4KW (Q=14,5L/MIN) HYDRAULIC W/M	500958	1
46	CABLE, OLFLEX 400P 4G1 (DRUM)	R80583-6	1
47	HOSE, PCV 8X1 BLACK	R80610-1	1
48	TERMINAL, KO 2.5/5 RING	F81064-1	4
49	Terminal, 1/4 18ga Ring NI Loose	F05092-7	1
50	TERMINAL, HI 1/6 CABLE END	F81083-3	11



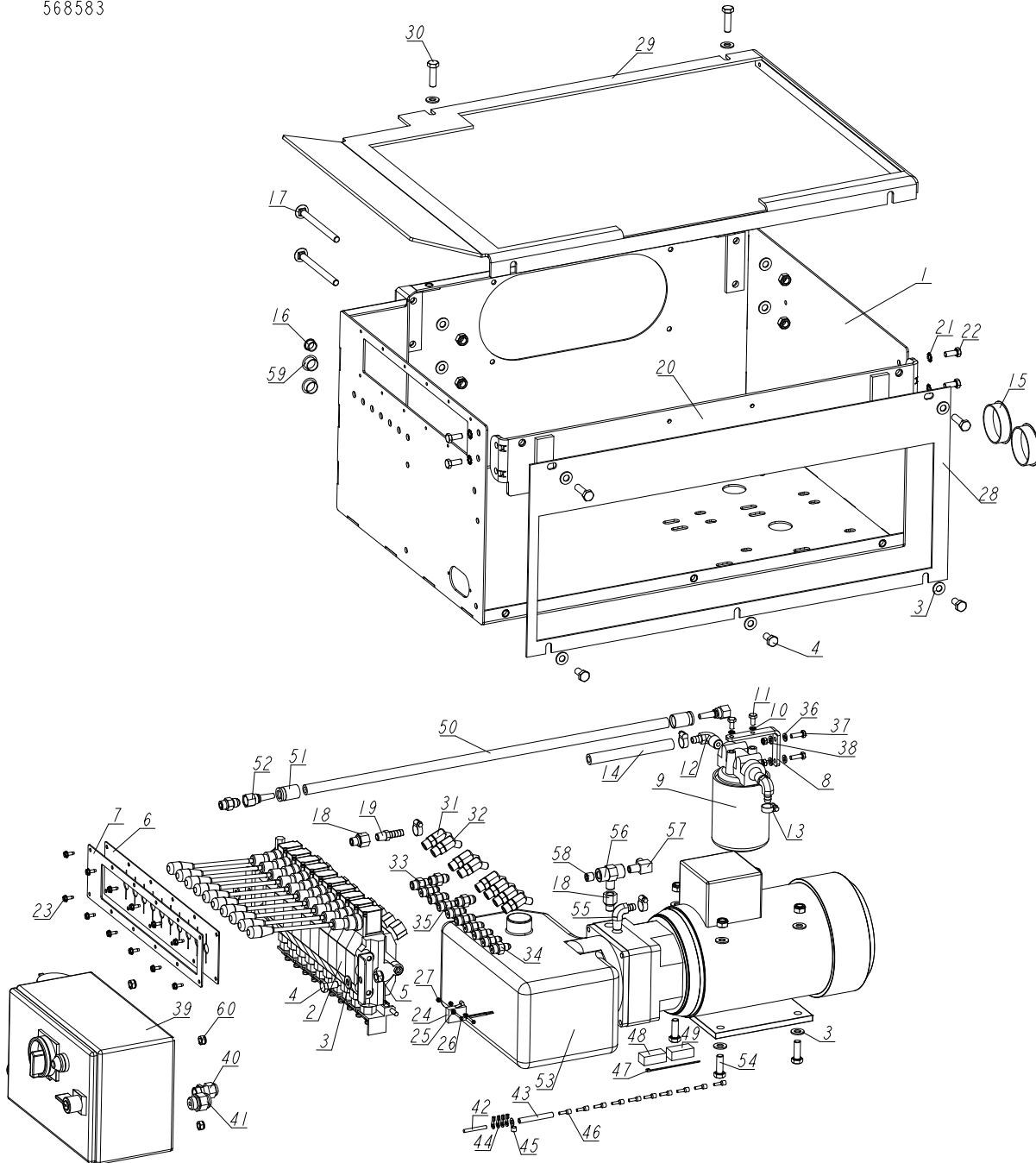
## HYDRAULIC SYSTEM

Hydraulic Control Box, AHP3/LT40/LT70 Stationary Sawmills 7-Section (M-type Frame)

REF	DESCRIPTION (u indicates parts available in assemblies only)	PART #	QTY	
51	TIE WRAP, TK 9/3	F81082-4	1	
52	CONTACT ASSEMBLY, AC NEGATIVE	086624	1	
53	CONTACT ASSEMBLY, AC POSITIVE	086625	1	
54	Switch, 2A 125V R-Lever NO/NC/Com	014765	1	
55	WASHER, 3.2 FLAT ZINC	F81050-2	2	
56	SCREW, M3X20-5.8-A SLOTTED CHEESE HEAD Z	F81000-8	2	
57	NUT, M3-6 HEX NYLON ZINC LOCK	F81028-2	2	
58	Fitting, 3/8NPT-3/8 Barb Elbow	P12708	1	
59	FITTING, 1/4NPT MALE RUN TEE	015486	1	
60	Fitting, 3/8JIC-1/4NPT 90L	015491	1	
61	PLUG, 1/4-18 NPT BLANK	096221	1	
62	BOLT, DIN933-M10X30-8.8-A2E HEX HEAD	F81003-111	4	
63	NUT M8 ZC 8 NYLOCK DIN 982 ISO 7040	F81032-2	4	

### 9.8 Hydraulic Control Box, AHP5/LT40/LT70 Stationary Sawmills 10-Section (M-type Frame)

568583\_001  
568583



REF	DESCRIPTION (* indicates parts available in assemblies only)	PART #	QTY
-	BOX, AHP5 10-SECTION LT40/70 HYDRAULIC	568583	1
1	BOX WELDMENT, HYDRAULIC	545691-1	1
2	VALVE, HDS11/10-6 10-SECTION	091344	1
3	WASHER 10,5 ZC DIN 126 ISO 7091	F81055-1	21
4	BOLT, ISO 4017-M10X20-8.8-A2E HEX HEAD	F81003-53	5
5	NUT M10 ZC 8 NYLOCK DIN 982 ISO 7040	F81033-1	10



# HYDRAULIC SYSTEM

Hydraulic Control Box, AHP5/LT40/LT70 Stationary Sawmills 10-Section (M-type Frame)

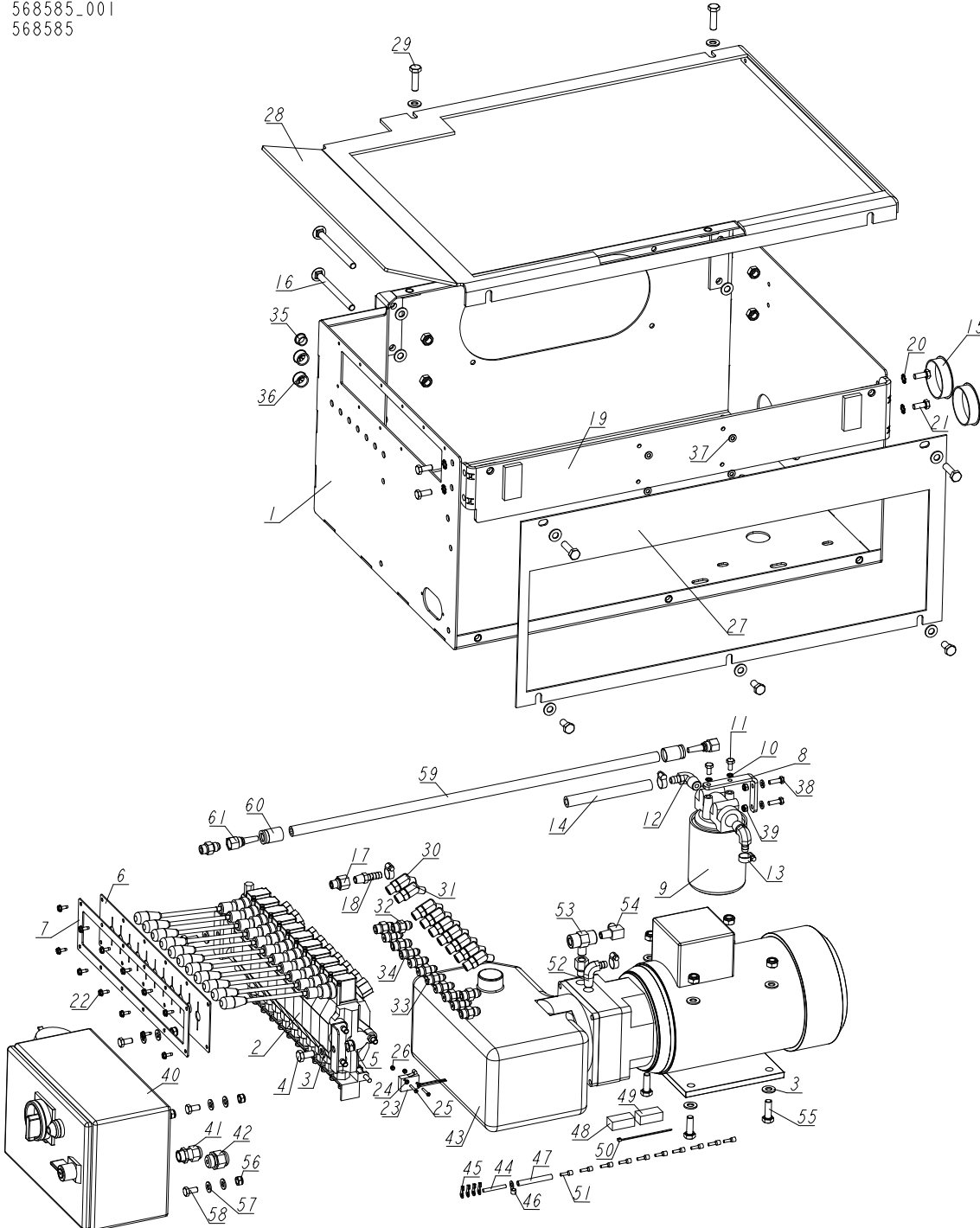
REF	DESCRIPTION (* indicates parts available in assemblies only)	PART #	QTY	
6	GUARD, 10-SECTION RUBBER HYDRAULIC VALVE	091739	1	
7	PLATE, 10-SECTION VALVE PAINTED	091826-1	1	
8	BRACKET, OIL FILTER	550029-1	1	
9	Manifold, W/Filter	P22683	1	
10	WASHER 6.1 ZC SPRING LOCK DIN 127	F81053-3	2	
11	BOLT, 1/4-20X1/2 HEX HEAD	F05005-15	2	
12	Fitting, 1/2NPT-3/8 Barb Elbow	P12707	2	
13	Clamp, 11/16 Worm	061807	4	
14	HOSE, 3/8" LOW PRESSURE HYDRAULIC	R01892-1	1	
15	CAP, HSA2790 (63.6 DIA.)	092859	2	
16	GROMMET, 15,9 UB625 RUBBER	086816	1	
17	BOLT, M10X125 CARRIAGE	F81003-34	2	
18	Fitting, 6SAE Male-1/4NPT Female	014686	2	
19	Fitting, 1/4NPT-3/8 Barb	014685	1	
20	BRACKET, AC HYDRAULIC BOX - COMPLETE	086518-1	1	
21	WASHER, 8.4 EXTERIOR STAR LOCK ZINC	F81054-3	4	
22	BOLT, M8X20-8.8-B-HEX HEAD FULL THREAD Z	F81002-4	4	
23	#10-24x1/2 SLF TP SC	F05015-7	12	
24	Switch, 2A 125V R-Lever NO/NC/Com	014765	1	
25	WASHER, 3.2 FLAT ZINC	F81050-2	2	
26	SCREW, M3X20-5.8-A SLOTTED CHEESE HEAD Z	F81000-8	2	
27	NUT, M3-6 HEX NYLON ZINC LOCK	F81028-2	2	
28	PANEL, AC HYDRAULIC BOX FRONT	086484-1	1	
29	COVER, AC/DC HYDRAULIC CONTROL BOX	091734-1	1	
30	BOLT, M10X35-8.8 HEX HEAD FULL THREAD ZI	F81003-17	4	
31	Fitting, #6SAE 45 Deg Elbow	015489	1	
32	Fitting, #4SAE-#6SAE 45 Deg Elbow	015488	7	
33	Fitting, 3/8 O-Ring-3/8JIC	014687	6	
34	Fitting, 1/4JIC-3/8 O-Ring	P26284	6	
35	ZN-140 UNF9/16-18/7/16-20	555134	1	
36	WASHER 6.4 ZC DIN 126 ISO 7091	F81053-1	4	
37	BOLT, M6X20 8.8 HEX HEAD FULL THREAD ZIN	F81001-2	2	
38	NUT M6 ZC 8 NYLOCK DIN 982 ISO 7040	F81031-2	2	
39	BOX, LT40/70 ELECTRICAL	566251	1	
40	GLAND, DW11/H CABLE	085388	1	
41	GLAND, DP 13/H CABLE	F81096-4	1	
42	CABLE, OLFLEX 400P 4G1 (DRUM)	R80583-6	1	
43	HOSE, PCV 8X1 BLACK	R80610-1	1	
44	TERMINAL, KO 2.5/5 RING	F81064-1	4	
45	Terminal, 1/4 18ga Ring NI Loose	F05092-7	1	
46	TERMINAL, HI 1/6 CABLE END	F81083-3	10	
47	TIE WRAP, TK 9/3	F81082-4	1	
48	CONTACT ASSEMBLY, AC NEGATIVE	086624	1	
49	CONTACT ASSEMBLY, AC POSITIVE	086625	1	
-	HOSE, 2T3/8X0.254 W9/16UNF-WP/16UNF HYDR	087774	1	
50	HOSE, 3/8 HYDRAULIC	R02132_0_25	1	



REF	DESCRIPTION (* indicates parts available in assemblies only)	PART #	QTY	
51	CRIMP SOCKET 3/8" HYDRAULIC HOSE	085901	2	
52	FITTING, JIC 9/16-18 HYDRAULIC	085900	2	
53	PUMP, AC-4KW (Q=14,5L/MIN) HYDRAULIC W/M	500958	1	
54	BOLT, DIN933-M10X30-8.8-A2E HEX HEAD	F81003-111	4	
55	Fitting, 3/8NPT-3/8 Barb Elbow	P12708	1	
56	FITTING, 1/4NPT MALE RUN TEE	015486	1	
57	Fitting, 3/8JIC-1/4NPT 90L	015491	1	
58	PLUG, 1/4-18 NPT BLANK	096221	1	
59	CAP, SR1086 22.2 HOLE	093544	2	
60	NUT M8 ZC 8 NYLOCK DIN 982 ISO 7040	F81032-2	4	

**9.9 Hydraulic Control Box, AHP7/LT40/LT70 Stationary Sawmills 11-Section (M-type Frame)**

568585\_001  
568585



REF	DESCRIPTION (u indicates parts available in assemblies only)	PART #	QTY
-	BOX, AHP7 11-SECTION LT40/70 HYDRAULIC	568585	1
1	BOX WELDMENT, HYDRAULIC	545691-1	1
2	VALVE, 11-SECTION HDS11/10 HYDRAULIC	510568_	1
3	WASHER 10,5 ZC DIN 126 ISO 7091	F81055-1	21

*Hydraulic Control Box, AHP7/LT40/LT70 Stationary Sawmills 11-Section (M-type Frame)*

REF	DESCRIPTION (u indicates parts available in assemblies only)	PART #	QTY
4	BOLT, ISO 4017-M10X20-8.8-A2E HEX HEAD	F81003-53	5
5	NUT M10 ZC 8 NYLOCK DIN 982 ISO 7040	F81033-1	10
6	COVER, 11-SECTION VALVE RUBBER	518926	1
7	COVER, 11-SECTION VALVE GUARD PTD	510571-1	1
8	BRACKET, OIL FILTER	550029-1	1
9	Manifold, W/Filter	P22683	1
10	WASHER 6.1 ZC SPRING LOCK DIN 127	F81053-3	2
11	BOLT, 1/4-20X1/2 HEX HEAD	F05005-15	2
12	Fitting, 1/2NPT-3/8 Barb Elbow	P12707	2
13	Clamp, 11/16 Worm	061807	4
14	HOSE, 3/8" LOW PRESSURE HYDRAULIC	R01892-1	1
15	CAP, HSA2790 (63.6 DIA.)	092859	2
16	BOLT, M10X125 CARRIAGE	F81003-34	2
17	Fitting, 6SAE Male-1/4NPT Female	014686	2
18	Fitting, 1/4NPT-3/8 Barb	014685	1
19	BRACKET, AC HYDRAULIC BOX - COMPLETE	086518-1	1
20	WASHER, 8.4 EXTERIOR STAR LOCK ZINC	F81054-3	4
21	BOLT, M8X20-8.8-B-HEX HEAD FULL THREAD Z	F81002-4	4
22	#10-24x1/2 SLF TP SC	F05015-7	12
23	Switch, 2A 125V R-Lever NO/NC/Com	014765	1
24	WASHER, 3.2 FLAT ZINC	F81050-2	2
25	SCREW, M3X20-5.8-A SLOTTED CHEESE HEAD Z	F81000-8	2
26	NUT, M3-6 HEX NYLON ZINC LOCK	F81028-2	2
27	PANEL, AC HYDRAULIC BOX FRONT	086484-1	1
28	COVER, AC/DC HYDRAULIC CONTROL BOX	091734-1	1
29	BOLT, M10X35-8.8 HEX HEAD FULL THREAD ZI	F81003-17	4
30	Fitting, #6SAE 45 Deg Elbow	015489	1
31	Fitting, #4SAE-#6SAE 45 Deg Elbow	015488	8
32	Fitting, 3/8 O-Ring-3/8JIC	014687	6
33	Fitting, 1/4JIC-3/8 O-Ring	P26284	7
34	ZN-140 UNF9/16-18/7/16-20	555134	1
35	GROMMET, 15,9 UB625 RUBBER	086816	1
36	GROMMET, HEYCO WIRE	P04137	2
37	WASHER 6.4 ZC DIN 126 ISO 7091	F81053-1	6
38	BOLT, M6X20 8.8 HEX HEAD FULL THREAD ZIN	F81001-2	2
39	NUT M6 ZC 8 NYLOCK DIN 982 ISO 7040	F81031-2	2
40	BOX, LT40/70 ELECTRICAL	566251	1
41	GLAND, DW11/H CABLE	085388	1
42	GLAND, DP 13/H CABLE	F81096-4	1
43	PUMP, AC-4KW (Q=14,5L/MIN) HYDRAULIC W/M	500958	1
44	CABLE, OLFLEX 400P 4G1 (DRUM)	R80583-6	1
45	TERMINAL, KO 2.5/5 RING	F81064-1	4
46	Terminal, 1/4 18ga Ring NI Loose	F05092-7	1
47	HOSE, PCV 8X1 BLACK	R80610-1	1
48	CONTACT ASSEMBLY, AC POSITIVE	086625	1
49	CONTACT ASSEMBLY, AC NEGATIVE	086624	1
50	TIE WRAP, TK 9/3	F81082-4	1

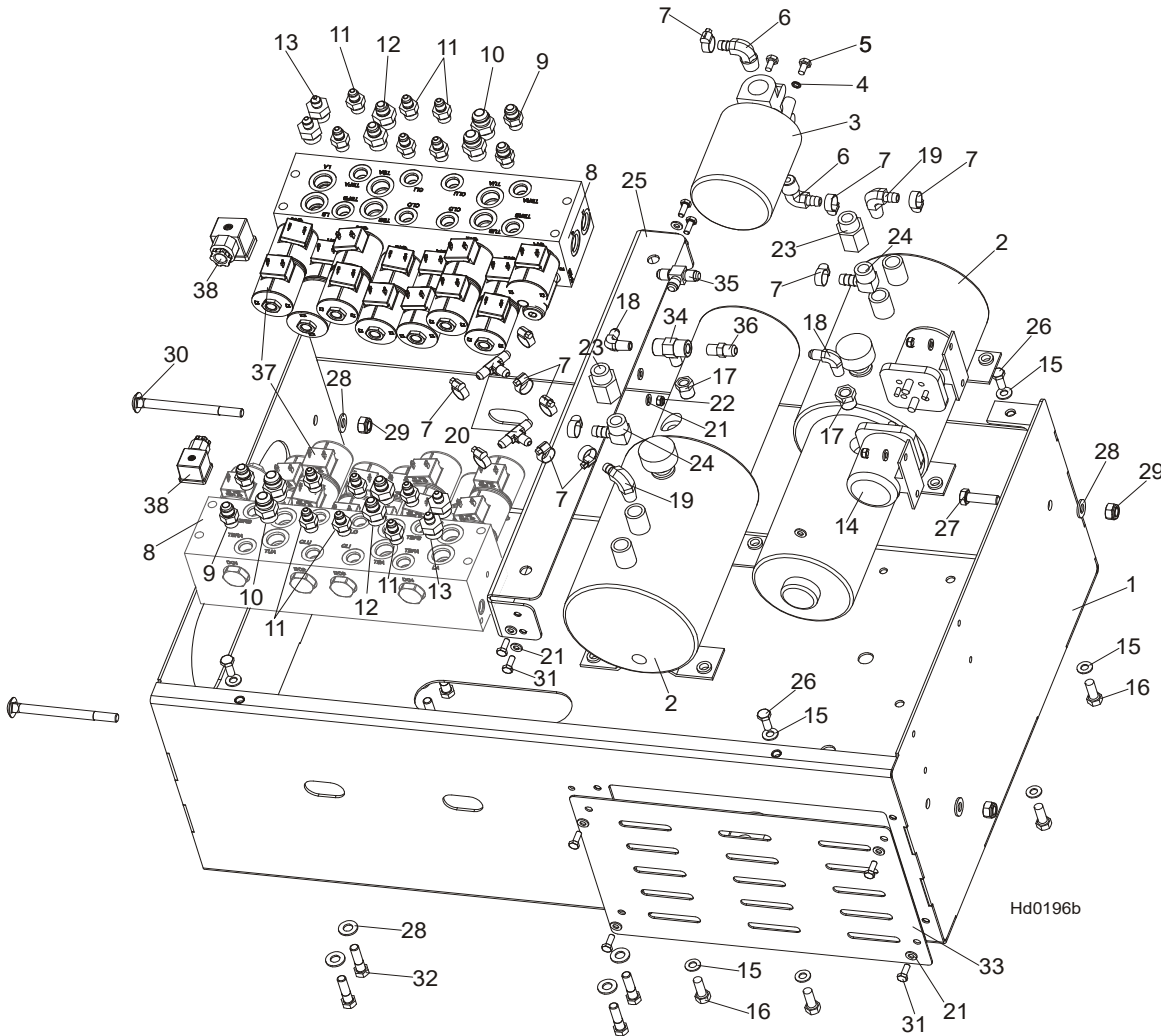


# HYDRAULIC SYSTEM

Hydraulic Control Box, AHP7/LT40/LT70 Stationary Sawmills 11-Section (M-type Frame)

REF	DESCRIPTION (u indicates parts available in assemblies only)	PART #	QTY	
51	TERMINAL, HI 1/6 CABLE END	F81083-3	10	
52	Fitting, 3/8NPT-3/8 Barb Elbow	P12708	1	
53	FITTING, 1/4NPT MALE RUN TEE	015486	1	
54	Fitting, 3/8JIC-1/4NPT 90L	015491	1	
55	BOLT, DIN933-M10X30-8.8-A2E HEX HEAD	F81003-111	4	
56	NUT M8 ZC 8 NYLOCK DIN 982 ISO 7040	F81032-2	4	
57	WASHER 8.4 ZC DIN 126 ISO 7091	F81054-1	8	
58	BOLT, M8X16 -8.8-B HEX HEAD FULL THREAD	F81002-20	4	
-	HOSE, 2T3/8X0.254 W9/16UNF-WP/16UNF HYDR	087774	1	
59	HOSE, 3/8 HYDRAULIC	R02132_0_25	1	
60	CRIMPSOCKET 3/8" HYDRAULIC HOSE	085901	2	
61	FITTING, JIC 9/16-18 HYDRAULIC	085900	2	

**9.10 Hydraulic Control Box, LT40/70M Super (DC)**



REF.	DESCRIPTION (◆ Indicates Parts Available In Assemblies Only)	PART#	QTY
	<b>HYDRAULIC CONTROL BOX - LT70M SUPER (DC)</b>	096490	1
<b>1</b>	Box, LT70M Super Hydraulic Control	095690-1	1
<b>2</b>	Pump Assy, W/Motor Hydraulic	P12701	2
	Motor Kit, Hydraulic Replacement	052807	1
	Motor, Iskra Replacement Monarch Pump	038683	1
	Brushes, Hydraulic Motor Iskra	038682	1
	Bearing, Base Motor #02318	P12513	1
	Cap, Hydraulic Pump Vented Fill	P12817	1
	Ring, 3 7/8OD 02352 'O'	P10198	1
	Seal, Hydraulic Motor/Pump	P10315	1
<b>3</b>	Manifold, w/Filter	P22683	1
<b>4</b>	Washer, M6 Split Lock Zinc	F81053-3	2
<b>5</b>	Bolt, 1/4-20x1/2 HH	F05005-15	2
<b>6</b>	Fitting, 1/2NPT-3/8 Barb Elbow	P12707	2

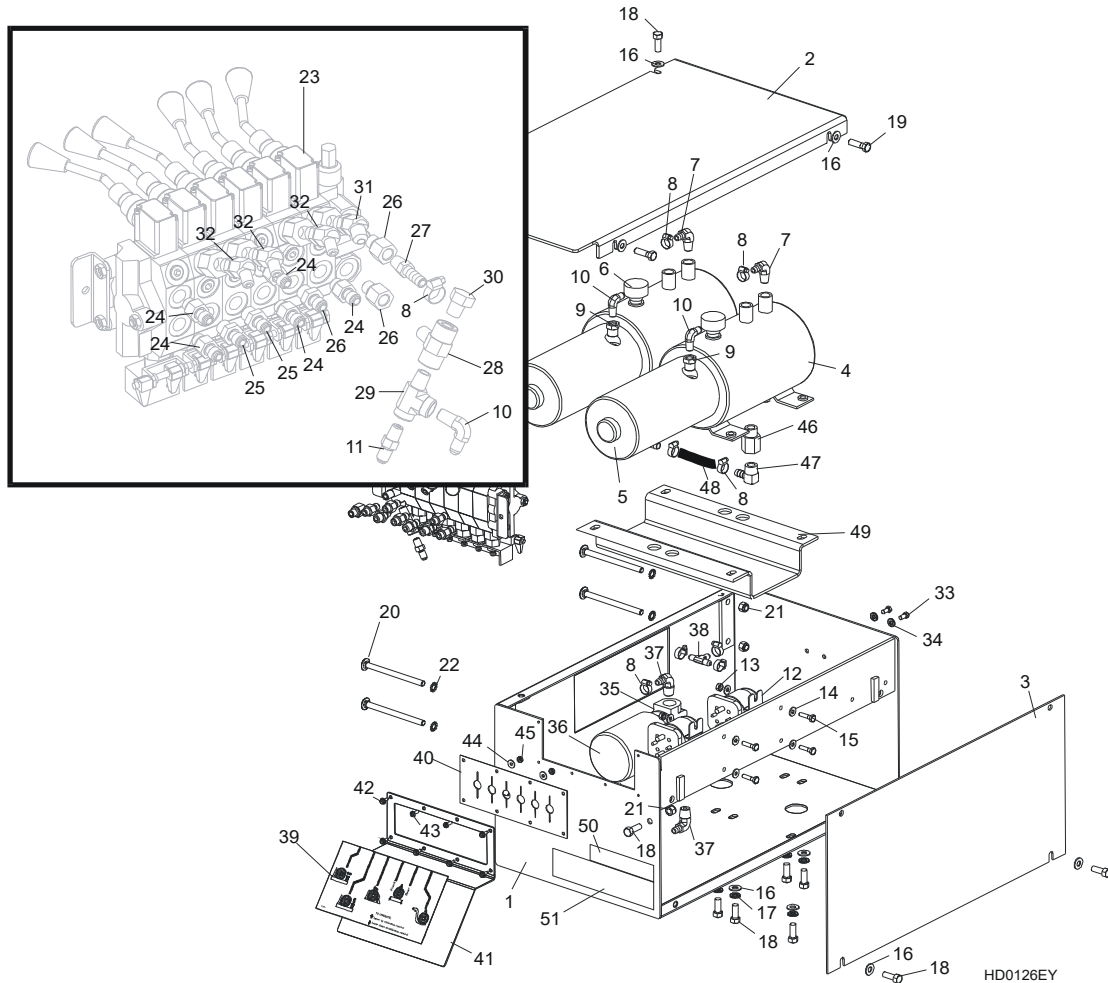


## HYDRAULIC SYSTEM

### Hydraulic Control Box, LT40/70M Super (DC)

7	Clamp, 11/16 Worm	P12739	12	
8	Valve, hydr. 7 Station Exp.12V	036730	2	
9	Fitting, 3/8" O-Ring 3/8 JIC	014687	2	
10	Fitting, #8SAE- #8JIC	028076	2	
11	Fitting, 1/4JIC-3/8 O-Ring	P26284	6	
12	Fitting, 8SAE-6JIC	P12703	2	
13	Fitting , 8 SAE-3/8 JIC	036759	2	
14	Solenoid, 200A 12V SPST Hyd. Pump 1997	015470	2	
15	Washer, M8 Flat Zinc	F81054-1	12	
16	Screw, 3/8-16x1 HHC	F05007-7	8	
17	Fitting, 3/8NPT-1/4NPT Reducer	015490	2	
18	Fitting, 1/4NPTx1/4JIC Male Elbow	P09142	2	
19	Fitting, 3/8NPT-3/8 Barb Elbow	P12708	2	
20	Fitting, 3/8 Barb Tee	015485	2	
21	Washer, M6, Flat, Zinc	F81053-1	14	
22	Nut, M6, Nylon Hex Zinc Lock	F81031-2	6	
23	Fitting, 1/2NPT-1/2NPT Adaptor	015995	2	
24	Fitting, 1/2NPT-1/2 Hose Barb 90Deg	015997	2	
25	Bar, LT70M Super Hydraulic Valve Station	095686-1	1	
26	Bolt, M8x20mm Hex Head Gr 5.8 Zinc	F81002-4	4	
27	Bolt, M10x35-8.8 Hex Head Full Thread Zinc	F81003-17	2	
28	Washer, M10 Flat Zinc	F81055-1	6	
29	Nut, M10, Nylon Hex Zinc Lock	F81033-1	4	
30	Bolt, M10x120 8.8 Carriage	F81003-33	2	
31	Bolt, M6x16 8.8 Hex Head Full Thread Zinc	F81001-15	6	
32	Bolt, 3/8-16x1 1/2 HH	F05007-3	8	
33	Cover, LT70M Super Hydraulic Box (DC)	096983-1	1	
34	Fitting, 1/4NPT Branch Tee	015486	1	
35	Fitting, 3/8JIC Tee	015487	1	
36	Fitting, 3/8JIC-1/4NPT Str	015560	1	
37	Coil, Hydraulic Valve	025835	30	
38	VALVE CONNECTOR, WITH BUILT-IN LED	094556	30	
	Cover, LT70M Super Hydraulic Box	097528-1	1	

### 9.11 Hydraulic Control Box, LT70 Series DH3



HD0126EY

REF.	DESCRIPTION (◆ Indicates Parts Available In Assemblies Only)	PART #	QTY
1	Box Weldment, Super Hydraulic Pump Housing	092243-1	1
2	Cover, Super Hydraulic Pump Housing Top	086485-1	1
3	Cover, Super Hydraulic Pump Housing Side	086484-1	1
4	<b>PUMP W/MOTOR, HYDRAULIC #M-300-0230</b>	P12701	2
5	Motor Kit, Hydraulic Replacement	052807	1
	Motor, Iskra Replacement Monarch Pump	038683	1
	Brushes, Hydraulic Motor Iskra	038682	1
	Bearing, Base Motor #02318	P12513	1
6	Cap, Hydraulic Pump Vented Fill #03171	P12817	1
	O-Ring, Hydraulic Pump/Reservoir #02352	P10198	1
	Seal, Hydraulic Pump/Motor #02330	P10315	1
7	<b>FITTING, #6-6 (3/8" NPT) - 3/8" HOSE BARB ELBOW</b>	P12708	2
8	Clamp, 11/16" Hose	P12739	10
9	Fitting, 3/8" nPT - 1/4" NPT Reducer	015490	2
10	<b>FITTING, 1/4" NPT - 1/4" JIC ELBOW</b>	P09142	3
11	Fitting, 1/4" NPT - 1/4" JIC	P09143	1
12	<b>SOLENOID, 200A 12V SPST HYDRAULIC PUMP MOTOR</b>	015470	2
13	Nut, #1/4-20 Self Locking	F81031-2	4



# HYDRAULIC SYSTEM

## Hydraulic Control Box, LT70 Series DH3

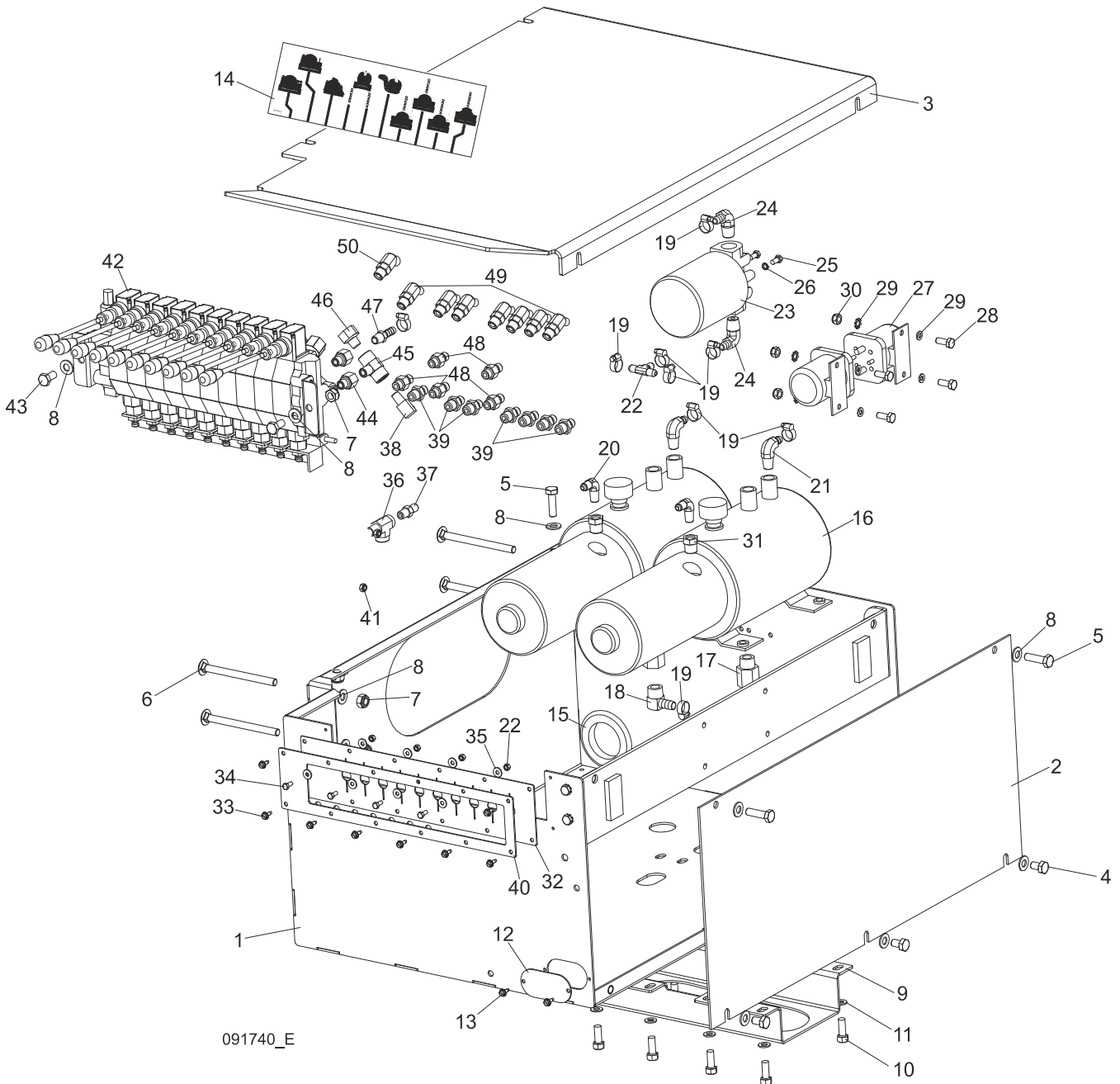
14	Washer, 7.4 Flat	F81053-1	8	
15	Bolt, #1/4-20 x 1" Hex Head	F81001-2	4	
	<b>FLUID, 1-QUART DEXRON III HYDRAULIC</b>	P12742	8.5 l	
	Fluid, 1-Gallon Exxon Univis J26 Hydraulic	P12824	8.5 l	
	Fluid, 1-Gallon Exxon Univis P13 HYdraulic	P12822	8.5 l	
	Decal, Hydraulic Fluid Replacement	S12825	1	
16	<b>WASHER, 10.5 FLAT</b>	F81055-1	14	
17	<b>WASHER, 10.2 SPLIT LOCK</b>	F81055-2	8	
18	<b>BOLT, 3/8-16 X 1" HEX HEAD</b>	F05007-7	14	
19	Bolt, 3/8-16 x 1 1/4" Hex Head	F05007-2	2	
20	<b>BOLT, 3/8-16 X 5" CARRIAGE HEAD</b>	F05007-113	4	
21	<b>WASHER, 3/8" EXTERNAL STAR LOCK</b>	F05011-36	4	
22	<b>NUT, 3/8-16 HEX NYLON LOCK</b>	F05010-10	6	
23	<b>VALVE, HYDRAULIC 6 SECTION (See Form 575 FOR VALVE SERVICE PARTS)</b>	015260	1	
	<b>SWITCH, HYDRAULIC VALVE ELECTRIC</b>	014765	1	
24	Fitting, 3/8" O-Ring - 3/8" JIC	014687	5	
25	<b>FITTING, 3/8" O-RING - 1/4" JIC</b>	P26284	3	
26	Fitting, #6 SAE Male - 1/4" NPT Female	014686	2	
27	Fitting, 1/4" NPT x 3/8" Hose Barb	014685	1	
28	Fitting, 1/4" NPT Branch T	015486	1	
29	<b>FITTING, 1/4" NPT - 1/4" JIC MALE RUN T</b>	P09141	1	
30	plug, 1/4" npt blank	096221	1	
31	Fitting, #6 SAE - 3/8" JIC 45° Elbow	015489	1	
32	Fitting, #6 SAE - 1/4" JIC 45° Elbow	015488	3	
33	<b>BOLT, 1/4-20 X 1/2" HEX HEAD</b>	F05005-15	2	
34	<b>WASHER, 6.1 SPLIT LOCK</b>	F81053-3	2	
35	<b>MANIFOLD, HYDRAULIC CARTRIDGE FILTER</b>	P22683	1	
36	Filter, S28 Hydraulic Cartridge	P20301	1	
37	<b>FITTING, #6-8 (1/2" NPT) - 3/8" HOSE BARB ELBOW</b>	P12707	2	
38	Fitting, 3/8" Hose Barb T	015485	1	
39	<b>DECAL, 1997 SUPER HYDRAULIC CONTROL BOX</b>	015364	1	
	<b>HOSE, 3/8" LOW PRESSURE HYDRAULIC</b>	R01892-1	A/R	
40	Seal, Rubber valve handle	015079	1	
41	Plate, Valve Handle Decal	015078	1	
42	Screw, #10 x 1/2 Slotted Hex Self-Tapping	F05015-7	6	
43	Screw, #10-24 x 1/2" Slotted Hex HEad	F05015-4	2	
44	Washer, 5.3 Flat	F81052-1	2	
45	Nut, #10-24 Self-Locking Hex	F05010-14	2	
46	Fitting, 1/2" NPT - 1/2" NPT Adaptor	015995	2	
47	Fitting, 1/2" NPT - 1/2" HOse BARB 90° ELBOW	015997	2	
48	Hose, 1/2" ID Hydraulic Low Pressure	R02133	.15 m	
49	<b>GUARD, HYDRAULIC CROSSOVER</b>	015992	1	
	Grounding Assembly, Hydraulic Pump	N/A	1	
	Bolt, 3/8-16 x 1/2" Hex Head Grade 5	F05004-124	2	
	Cable, 1AWG SO Welding	R01971	1 l	
	Terminal, 5/16 1-2Gauge Ring NI Loose	F05092-16	4	
	Washer, 3/8" Star External	F05011-36	3	
50	<b>DECAL, HYDRAULIC WORKING PRESSURE</b>	P85069	1	



---

51	DECAL, HYDRAULIC FLUID	P85068	1	
----	------------------------	--------	---	--

**9.12 Hydraulic Control Box, LT70 Series DH5/7**



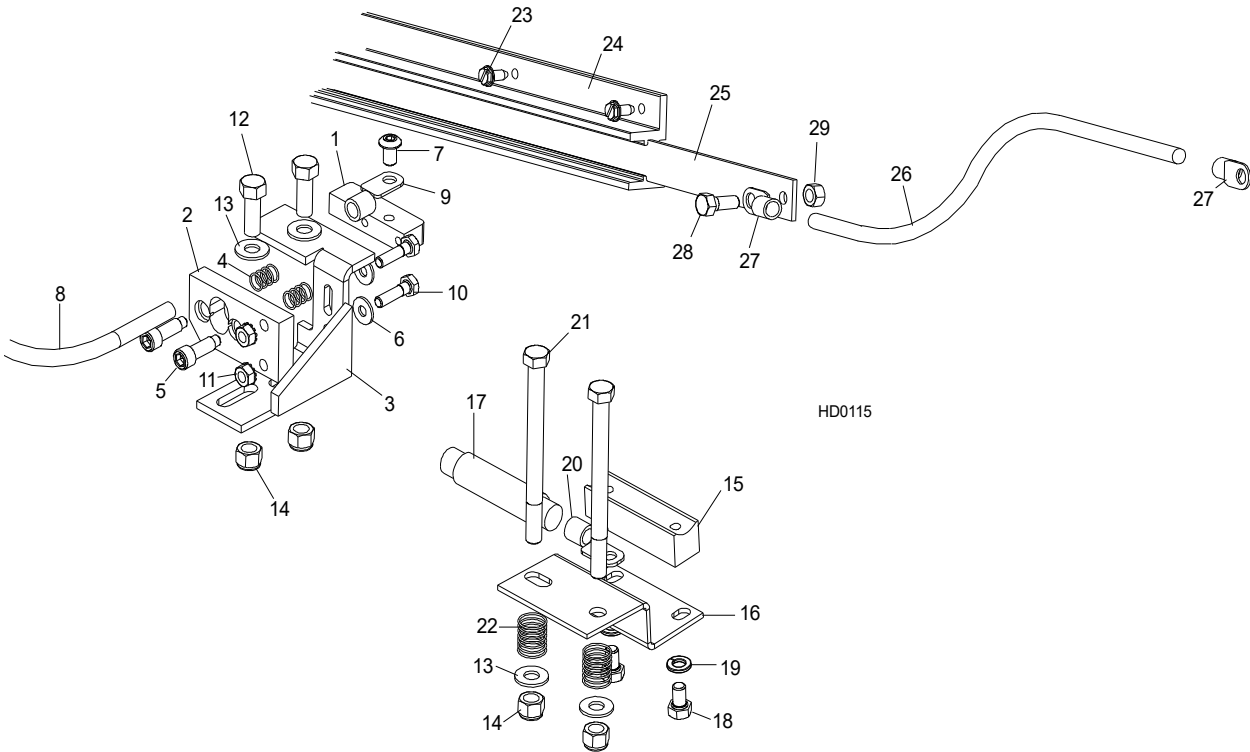
091740\_E

REF.	DESCRIPTION (◆ Indicates Parts Available In Assemblies Only)	PART #	QTY
	BOX ASSEMBLY, LT40 DH5 HYDRAULIC CONTROL	091740	1
1	Box Weldment, Hydraulic Pump Housing	091729-1	1
	Bracket, AC Hydraulic Control Box Complete	086518-1	1
	Bolt, M8X20-8.8-B, Hex Head Full Thread Zinc	F81002-4	4
	Washer, 8.4 External Star	F81054-3	4
2	Cover, AC Hydraulic Pump Housing Side	086484-1	1
3	Cover, AC/DC Hydraulic Pump Housing Top	091734-1	1
4	Bolt, M10x16-8.8 Hex Head Full Thread Zinc	F81003-13	3

5	Bolt, M10x35-8.8 Hex Head Full Thread Zinc	F81003-17	4	
6	Bolt, M10x125 8.8 Carriage Head Zinc	F81003-34	4	
7	Nut, M10-8-B Hex Nylon Zinc Lock	F81033-1	6	
8	Washer, 10.5 Flat Zinc	F81055-1	13	
9	Guard, Hydraulic Crossover	092707-1	1	
10	Bolt, 3/8-16x1 Hex Head Grade 8	F05007-7	8	
11	Washer, 8.4 Flat Zinc	F81054-1	8	
12	Cap, Hydraulic Control Box	091733-1	1	
13	Screw, #10-24x1/2, Self Tap	F05015-7	2	
14	Decal, DH5 Hydraulic Control Box	094795	1	
	Decal, DH7 Hydraulic Control Box	094970	1	
15	Grommet, 55mm Dia. Rubber	085614	1	
16	Pump Assy, W/Motor Hyd	P12701	2	
17	Fitting, 1/2NPT-1/2NPT Adaptor	015995	2	
18	Fitting, 1/2NPT-1/2 Hose Barb 90Deg	015997	2	
19	Clamp, 11/16 Worm	P12739	11	
20	Fitting, 1/4NPTx1/4JIC Male Elbow	P09142	2	
21	Fitting, 3/8" NPT - 3/8" Barb Elbow	P12708	2	
22	Nut, M5-8 Hex Zinc	F81030-1	4	
23	Manifold, 1.2" W/Filter	P22683	1	
24	Fitting, 1/2" NPT - 3/8" Barb Elbow	P12707	2	
25	Bolt, 1/4-20 x 1/2" Hex Head Zinc Grade 2	F05005-15	2	
26	Washer, Z6.1 Split Lock Zinc	F81053-3	2	
27	Solenoid, 200A 12V SPST Hyd. Pump 1997	015470	2	
28	Bolt, M6X20-8.8-B, Hex Head Full Thread Zinc	F81001-2	4	
29	Washer, 6.4 Flat Zinc	F81053-1	8	
30	Nut, M6-8-B Hex Nylon Zinc Lock	F81031-2	2	
31	Fitting, 3/8NPT-1/4NPT Reducer	015490	1	
32	Guard, 10-Section Valve Rubber	091739	1	
33	Screw, #10-24x1/2 Self-Tapping	F05015-7	8	
34	Bolt, M5x12-5.8 Hex Head Full Thread Zinc	F81000-5	4	
35	Washer, 5.5 Special Flat Zinc-Plated	F81052-3	8	
36	Fitting, 1/4 NPT x 1/4 JIC Male Run Tee	015486	1	
37	Fitting, 1/4NPTx1/4JIC Male	P09143	1	
38	Fitting, 3/8 JIC - 1/4 NPT 90L	015491	2	
39	Fitting, 3/8" O-Ring - 1/4" JIC	P26284	7	
40	Plate, 10-Section Valve Painted	091826-1	1	
41	Nut, M6-8-B Hex Nylon Zinc Lock	F81031-2	2	
42	Valve, HDS11/10 8-Section Hydraulic	091344	1	
43	Bolt, M10x20-5.8 Hex Head Full Thread Zinc	F81003-1	2	
44	Fitting, #6 SAE Male - 1/4" NPT Female	014686	2	
45	Fitting, 1/4NPT Branch Tee	015486	1	
46	Plug, 1/4" NPT Blank	096221	1	
47	Fitting, 1/4" NPT x 3/8" Hose Barb	014685	1	
48	Fitting, 3/8" O-Ring - 3/8" JIC	014687	5	
49	Fitting, #4 SAE - #6 SAE 45° Elbow	015488	7	
50	Fitting, #6 SAE 45° Elbow	015489	1	



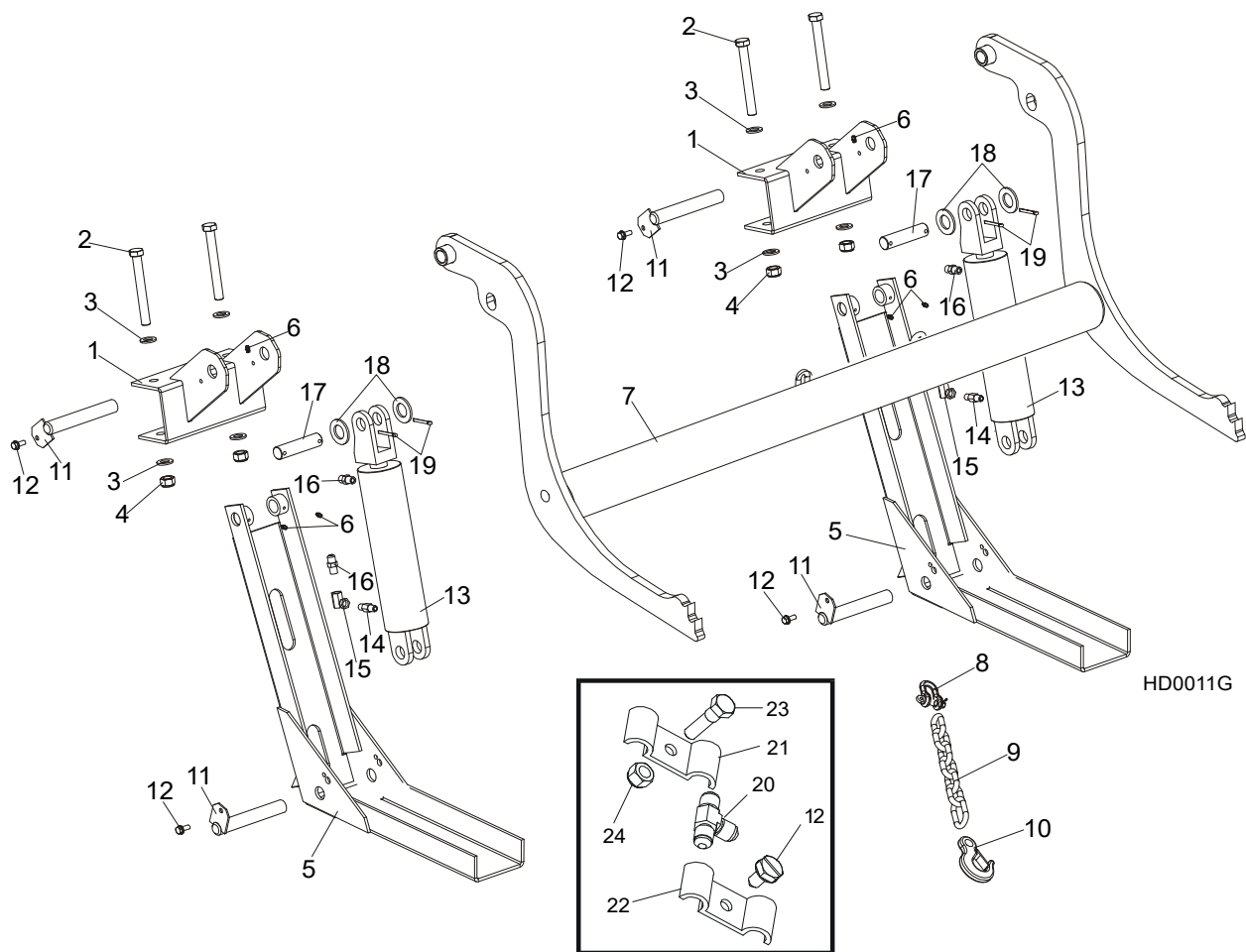
### 9.13 Hydraulic Power Supply Strip



REF	DESCRIPTION (◆ indicates parts available in assemblies only)	PART #	QTY	
	<b>CONTACT KIT, HYDRAULIC 6' POWER SUPPLY</b>	A12042-N	1	
	Contact Hardware Kit	A10073-N	1	◆
	Contact Assembly, Hydraulic Power Supply (Positive)	085968	1	
1	BUTTON, HOT CONTACT 1997	015253	1	
2	PLATE, 1/2 NYLON INSULATOR CONTACT	S10072	1	
3	Bracket, Positive Contact Mounting	086380-1	1	
4	SPRING, .42X.59X.042 COMPRESSION	P10077	2	
5	BOLT, 5/16X3/4 SHOULDER 1/4-20 THREAD	F05006-44	2	
6	Washer, 7.4 Flat Zinc	F81056-11	2	
7	BOLT, 5/16-18X1/2 SOCKET BUTTON HEAD	F05006-20	1	
	Cable Assy, Hydraulic Positive Contact	015885	1	
8	Cable, #1 Weld	R01948	0.75m	◆
9	Terminal, 35 Ring #2 Gauge	F81066-3	2	
10	Bolt, 1/4-20 X 1" Hex Head Zinc Grade 2	F05005-38	2	
11	Nut, 1/4-20 Self-Locking Hex Zinc	F05010-9	2	
12	BOLT, 3/8-16X1 HEX HEAD GRADE 5	F05007-87	2	
13	Washer, 10.5 Flat Zinc	F81055-1	4	
14	Nut, 3/8-16 Hex Nylon Lock	F05010-10	4	
	Contact Assembly, Hydraulic Power Supply (Ground)	A10066	1	
15	BLOCK, EXTEN. HYD. GROUND CONTACT	015264	1	
16	Bracket, Ground Contact Mounting	015265	1	
17	Cable, #1 Weld	R01948	.63m	◆
18	Bolt, 5/16-18 X 1/2" Hex Head Zinc Grade 5	F05006-15	2	

19	Washer, 8.2 Split Lock Zinc	F81054-4	2	
20	Terminal, 35 Ring #2 Gauge	F81066-3	1	
21	Bolt, 3/8-16 X 4 1/2" Hex Head Zinc Grade 2	F05007-35	2	
22	SPRING, .715X1.53X.068DIA SS COMPRESSION	P04282	2	
23	SCREW, 1/4-20 X 1/2" SELF-TAPPING	F05015-1	14	
24	Housing, 6' Contact Strip	P11976	1	
25	Strip, 6' Contact	S10075	1	◆
26	CABLE, H05V-K 1X1MM2 BK BLACK	R80583-21		◆
27	Terminal, 35 Ring #2 Gauge	F81066-3		
28	SCREW, 5/16-18X3/4 BLACK NYLON HHC	F05006-45	1	
29	NUT, 5/16-18 BLACK NYLON HEX	F05010-86	1	
	Tube, 5/8" Heat Shrink	R01950-5	m	◆
	GROMMET, HEYCO WIRE	P04137		

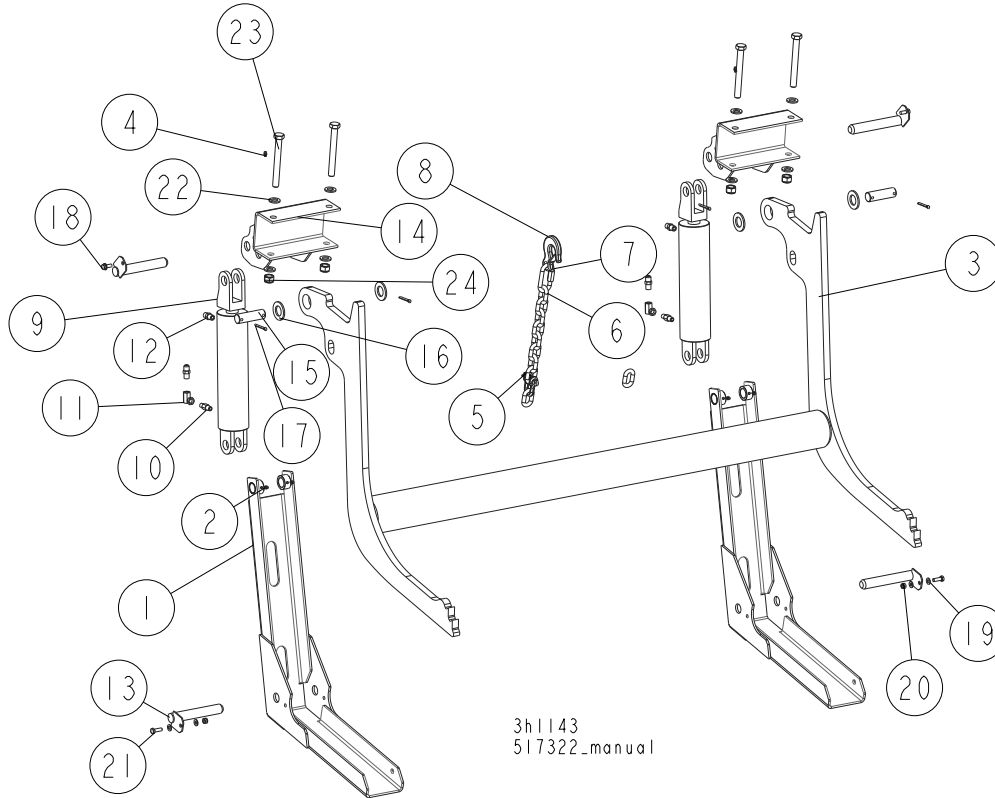
**9.14 Hydraulic Log Loader**



REF	DESCRIPTION (◆ indicates parts available in assemblies only)	PART #	QTY
	<b>LOADER KIT, HYDRAULIC LOG, S/M FRAME</b>	092863	1
1	BRACKET, LOG LOADER, FRAME S/M/SUPER	500747-70	1
2	Bolt, M16x140-8.8 Hex Head Zinc	F81006-4	4
3	Washer, 17 Flat Zinc	F81058-1	8
4	Nut, M16-8 Hex Nylon Zinc Lock	F81036-2	4
	COMPLETE LOG LOADER FOOT, 9.5 M FRAME	090049	2
5	FOOT WELDMENT, LOG LOADER (9.5 M FRAME)	090048-1	2
6	Fitting, 3/16x3/16 Straight Grease	P04107	6
	Arm, Hydraulic Log Loading Complete	090044	1
7	LOG LOADER WELDMENT, 9.5 M FRAME	090006-1	1
8	Shackle, M-D .63	086540	1
9	Chain, Hydraulic Log Loader Safety	090007-1	1
10	HOOK, 5/8 SAFTEY CHAIN	P12075	1
11	PIN WELDMENT, LOADER	099127-1	4
12	BOLT, 5/16-18 X 3/4 SELF-TAPPING	F05015-30	4
	Cylinder Assy, Log Loading Super	015562	2
13	CYLINDER, CJ-S95-16-70/32/203 HYDRAULIC	088680	2
	GASKET, WM 70/32H178AU(088589)(088680)	589503-S	1

<b>14</b>	Fitting, 1/4NPT Velocity Fuse 5.0GPM	015750	2	
<b>15</b>	Fitting, 1/4NPT-1/4JIC Swivel Elbow	P12199	2	
<b>16</b>	Fitting, 3/8JIC-1/4NPT Straight	015560	4	
<b>17</b>	Pin, hydraulic cylinder zinc-plated	086979-1	2	
<b>18</b>	Washer, 28 Flat Zinc	F81061-1	4	
<b>19</b>	PIN, S-ZN 5X40 COTTER	F81043-31	2	
<b>20</b>	FITTING, 3/8JIC TEE	015487	1	
<b>21</b>	Plate, 1/4 Hose Clamp Ptd	S09245	6	
<b>22</b>	Clamp, 3/8 Hose	016041	2	
<b>23</b>	Bolt, 5/16-18x1 Hex Head Zinc Grade 2	F05006-1	1	
<b>24</b>	NUT, 5/16-18 NYLON ZINC LOCK	F05010-58	1	

**9.15 Hydraulic Log Loader, Extended for "S", "M" and "M Super" Frames with 2.5 t. and 2.6 t. Trailer**

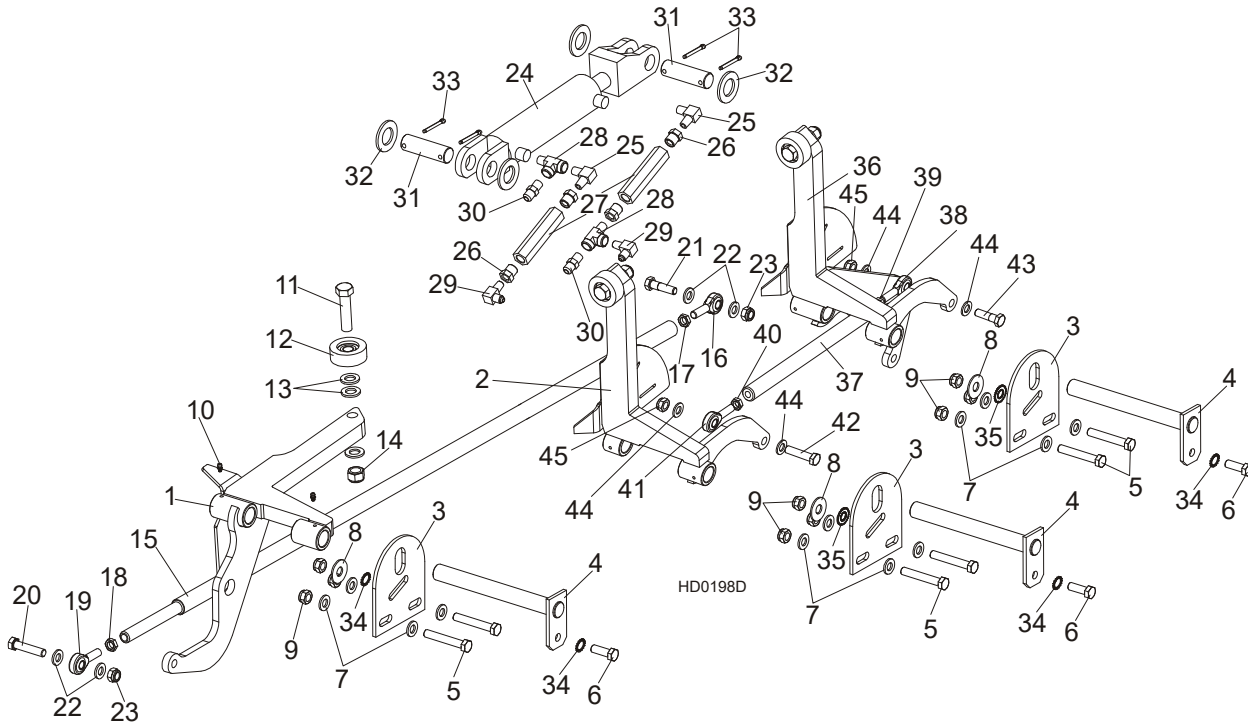


REF	DESCRIPTION (◆ indicates parts available in assemblies only)	PART #	QTY
	LOG LOADER, "M" "S" SUPER FRAME, EXTENDE	<b>517322</b>	<b>1</b>
	LOG LOADER, EXTENDED, COMPLETE	517326	2
<b>1</b>	LOG LOADER, EXTENDED	517323-1	1
<b>2</b>	FITTING, 3/16X3/16 STRAIGHT GREASE	P04107	2
	LOG LOADER, EXTENDED, COMPLETE	517327	1
<b>3</b>	LOG LOADER, EXTENDED	517329-1	1
<b>4</b>	FITTING, 3/16X3/16 STRAIGHT GREASE	P04107	2
<b>5</b>	SHACKLE, M-D .63	086540	1
	CHAIN, TRANSPORT, EXTENDED LOG LOADER, COMPLETE	517332	1
<b>6</b>	CHAIN, LINKS N-10X35 - 8 LINKS	517333-1	1
<b>7</b>	carabiner 10	100767	1
<b>8</b>	HOOK, 5/8 SAFTEY CHAIN	P12075	1
	CYLINDER ASSY, LOG LOADING SUPER	015562	2
<b>9</b>	CYLINDER, CJ-S95-16-70/32/203 HYDRAULIC	088680	1
	GASKET, WM 70/32H178AU(088589)(088680)	589503-S	1
<b>10</b>	FITTING, 1/4NPT VELOCITY FUSE 5.0GPM	015750	1
<b>11</b>	FITTING, 1/4NPT-1/4JIC SWIVEL ELBOW	P12199	1
<b>12</b>	FITTING, 3/8JIC-1/4NPT STRAIGHT	015560	2



REF	DESCRIPTION (◆ indicates parts available in assemblies only)	PART #	QTY	
13	PIN WELDMENT, LOADER	099127-1	4	
14	bracket, log loader, frame s/m/super	500747-70	2	
15	PIN, HYDRAULIC CYLINDER ZINC-PLATED	086979-1	2	
16	WASHER, 28	F81061-1	4	
17	PIN, S-ZN 5X40 COTTER	F81043-31	4	
18	BOLT, 5/16-18 X 3/4 SELF-TAPping	F05015-30	2	
19	WASHER, 8.4 FLAT ZINC	F81054-1	4	
20	NUT, M8-8-B HEX NYLON ZINC LOCK	F81032-2	2	
21	BOLT, M8x25-8.8-B HEX HEAD FULL THREAD Zinc	F81002-5	2	
22	WASHER, 17 FLAT ZINC	F81058-1	8	
23	BOLT, M16X140-8.8 HEX HEAD ZINC	F81006-4	4	
24	NUT, M16-8 HEX NYLON ZINC LOCK	F81036-2	4	

**9.16 Hydraulic Log Side Supports (S/M Type Frame)**

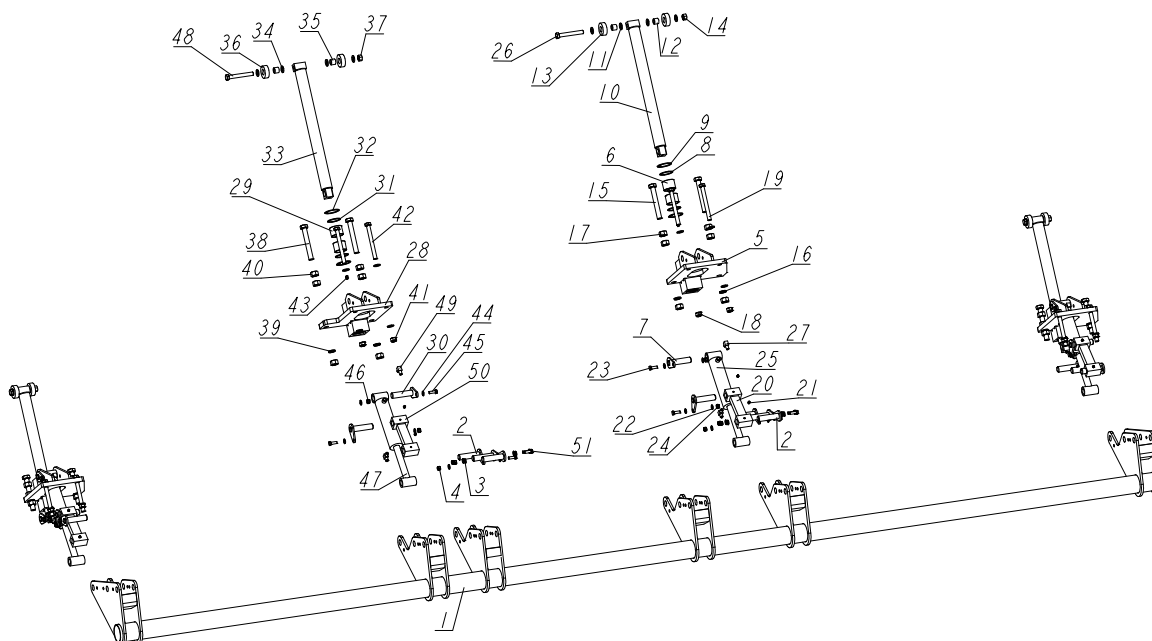


REF	DESCRIPTION (◆ indicates parts available in assemblies only)	PART #	QTY
	SUPPORT KIT, S/M FRAME LOG SIDE	507644	1
1	SUPPORT, HYDRAULIC LOG SIDE W/GUARD	099788-1	1
2	SUPPORT, LOG SIDE W/GUARD	507646-1	1
3	Plate, Log Side Support End	091591-1	3
4	PIN, LOG SIDE SUPPORT ZINC-PLATED	091549-1	3
5	BOLT, M12X75-8.8 HEX HEAD ZINC	F81004-21	6
6	BOLT, M12X35 8.8 HEX HEAD FULL THREAD ZI	F81004-24	3
7	WASHER, 13 FLAT ZINC	F81056-1	12
8	WASHER, 15 SPECIAL FLAT ZINC	F81057-3	3
9	NUT, M12 8 HEX NYLON ZINC LOCK	F81034-2	9
10	FITTING, 3/16X3/16 STRAIGHT GREASE	P04107	6
11	BOLT, M16X65-8.8-B HEX HEAD FULL THREAD	F81006-1	3
12	ROLLER, SIDE SUPPORT	015014-1	3
13	Washer, 17 Flat Zinc	F81058-1	9
14	NUT, M16-8 HEX NYLON ZINC LOCK	F81036-2	3
	ROD, SIDE SUPPORT LINK COMPLETE (L=1480)	091640	1
15	ROD, SIDE SUPPORT LINK ZINC-PLATED (L-14	089374-1	1
16	END, SAL12 ROD LEFT THREAD	087036	1
17	NUT, M12-04-A THIN ZINC	F81034-6	1
18	NUT, M12-04-A LEFT HEX THIN	F81034-7	1
19	ROD END (RIGHT THREAD)	087035	1
20	BOLT, M12X55-8.8 HEX HEAD ZINC	F81004-12	1
21	BOLT, M12X45 8.8 HEX HEAD ZINC	F81004-32	2

22	WASHER,13 FLAT ZINC	F81056-1	4	
23	NUT, M12 8 HEX NYLON ZINC LOCK	F81034-2	2	
	CYLINDER ASSEMBLY, 2X6 SIDE SUPPORT SUPE	015561	1	
24	CYLINDER, CJ-S270-16-50/28/152 Hydraulic	088678	1	
	SEAL KIT, 2X6 HYDRAULIC SEAL	P12954	1	
25	FITTING, 1/4NPT MALE PIPE ELBOW	P09140	2	
26	FITTING, 3/8" NPT X 1/4" NPT REDUCER	015490	4	
27	Valve, Side Support Sequence	015484	2	
28	FITTING, 1/4NPT MALE RUN TEE	015486	2	
29	FITTING, 3/8JIC-1/4NPT 90L	015491	2	
30	FITTING, 3/8JIC-1/4NPT STRAIGHT	015560	2	
31	PIN, HYDRAULIC CYLINDER ZINC-PLATED	086979-1	2	
32	WASHER, 28 FLAT ZINC	F81061-1	4	
33	PIN, S-ZN 5X40 COTTER	F81043-31	4	
34	WASHER, BN781 M12/13 EXTERNALLY SERRATED	F81056-16	4	
35	WASHER, BN783 M12/12.3/30.3 SERRATED	F81056-17	2	
36	SUPPORT, LOG SIDE W/GUARD 2	507645-1	1	
	PUSHER, SIDE SUPPORT - SHORT (L-380)	507647	1	
37	PUSHER, SIDE SUPPORT (L-320)	505439-1	1	
38	END, SAL12 ROD LEFT THREAD	087036	1	
39	NUT, M12-04-A THIN ZINC	F81034-6	1	
40	NUT, M12-04-A LEFT HEX THIN	F81034-7	1	
41	ROD END (RIGHT THREAD)	087035	1	
42	BOLT, M12X55-8.8 HEX HEAD ZINC	F81004-12	1	
43	BOLT, M12X45 8.8 HEX HEAD ZINC	F81004-32	1	
44	WASHER,13 FLAT ZINC	F81056-1	4	
45	NUT, M12 8 HEX NYLON ZINC LOCK	F81034-2	2	

### 9.17 Vertical Side Support Kit - L-type frame

503567\_001  
503567\_MANUAL

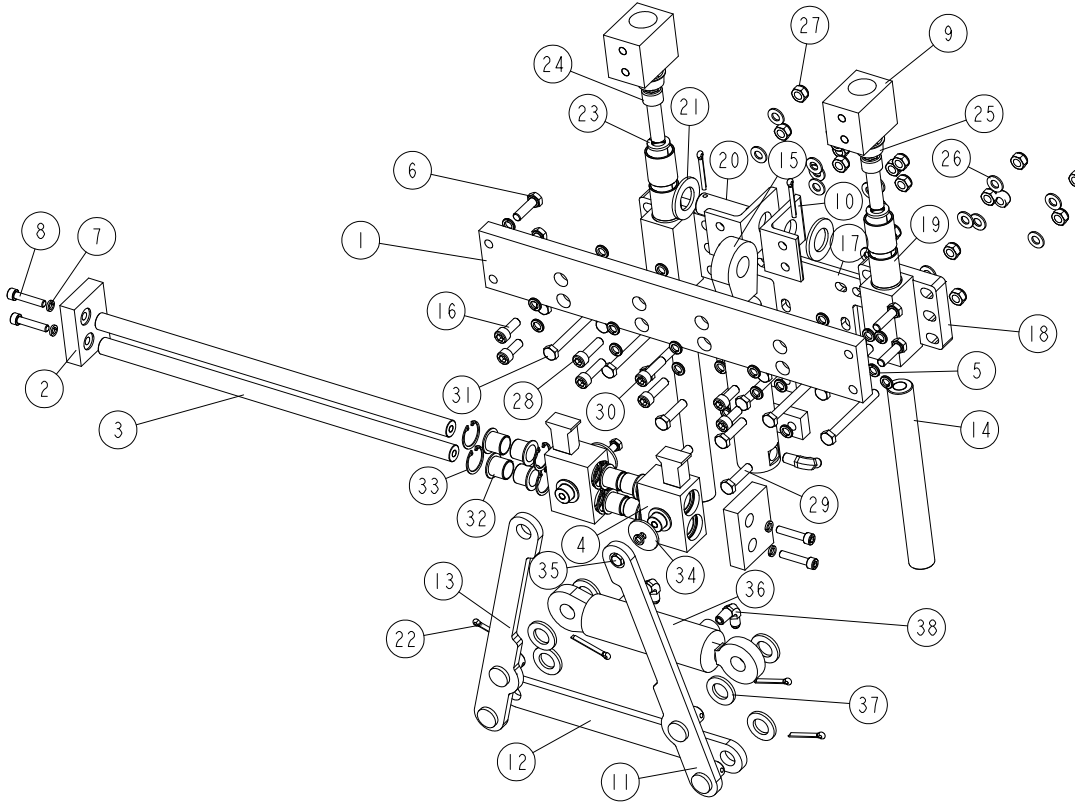


REF	DESCRIPTION (◆ indicates parts available in assemblies only)	PART #	QTY
-	SUPPORT KIT, SPECIAL VERTICAL SIDE (L)	503567	1
1	Mount weldment, vertical side support L-Type frame	500001-1	1
2	PIN WELDMENT, VERTICAL SIDE SUPPORT ZINC	091197-1	12
3	WASHER, 10.5 FLAT ZINC	F81055-1	24
4	NUT, M10-8-B HEX NYLON ZINC LOCK	F81033-1	12
-	VERTICAL SIDE SUPPORT FOR STATIONARY FRA	508957	3
5	Mount weldment, LT70/300 Vertical Side SUPPORT	508958-1	1
6	BUSHING, 5040BS NON-GREASABLE	088660	2
7	PIN WELDMENT, VERTICAL SIDE SUPPORT ZINC	091197-1	2
8	RING, LT70/300 VERTICAL SIDE SUPPORT ZINC	094004-1	2
9	RING, 62W INSIDE RETAINING	F81090-1	2
10	ROD WELDMENT, VERTICAL SIDE SUPPORT	508971-1	1
11	WASHER, 17 FLAT ZINC	F81058-1	8
12	BUSHING, LT70/300 VERTICAL SIDE SUPPORT B	094012	2
13	ROLLER, LT70/300 VERTICAL SIDE SUPPORT Z	094013-1	2
14	NUT, M16-5.8 HEX ZINC	F81036-1	1
15	BOLT, ISO 4017 M20X150 8.8 ZINC-PLATED	F81007-3	2
16	WASHER, 20.5 SPLIT LOCK ZINC	F81059-1	2
17	NUT, M20-8 HEX ZINC	F81037-1	6
18	NUT, M16-8 HEX NYLON ZINC LOCK	F81036-2	2
19	BOLT, M16X160 -8.8 HEX HEAD ZINC	F81006-20	2
20	LINK WELDMENT, LT70/300 VERTICAL SIDE SU	094016-1	1

REF	DESCRIPTION (◆ indicates parts available in assemblies only)	PART #	QTY
21	FITTING, M6 GREASE	086280	3
22	WASHER, 10.5 FLAT ZINC	F81055-1	4
23	BOLT, M10X30-5.8 HEX HEAD FULL THREAD ZI	F81003-2	2
24	NUT, M10-8-B HEX NYLON ZINC LOCK	F81033-1	2
25	CYLINDER, 28/150 1/4 NPT PORT HYDRAULIC	094002	1
26	BOLT, ISO 24014 M16X120_8.8 A2E	F81006-25	1
27	FITTING, 3/8JIC-1/4NPT 90L	015491	2
-	VERTICAL SIDE SUPPORT FOR STATIONARY FRA	508960	1
28	MOUNT WELDMENT, VERTICAL SUPPORT GUIDE -	508961-1	1
29	BUSHING, 5040BS NON-GREASABLE	088660	2
30	PIN WELDMENT, VERTICAL SIDE SUPPORT ZINC	091197-1	2
31	RING, LT70/300 VERTICAL SIDE SUPPORT ZIN	094004-1	2
32	RING, 62W INSIDE RETAINING	F81090-1	2
33	ROD WELDMENT, VERTICAL SIDE SUPPORT	508971-1	1
34	WASHER, 17 FLAT ZINC	F81058-1	8
35	BUSHING, LT70/300 VERTICAL SIDE SUPPORT B	094012	2
36	ROLLER, LT70/300 VERTICAL SIDE SUPPORT Z	094013-1	2
37	NUT, M16-5.8 HEX ZINC	F81036-1	1
38	BOLT, ISO 4017 M20X150 8.8 ZINC-PLATED	F81007-3	2
39	WASHER, 20.5 SPLIT LOCK ZINC	F81059-1	2
40	NUT, M20-8 HEX ZINC	F81037-1	6
41	NUT, M16-8 HEX NYLON ZINC LOCK	F81036-2	2
42	BOLT, M16X160 -8.8 HEX HEAD ZINC	F81006-20	2
43	FITTING, M6 GREASE	086280	3
44	WASHER, 10.5 FLAT ZINC	F81055-1	4
45	BOLT, M10X30-5.8 HEX HEAD FULL THREAD ZI	F81003-2	2
46	NUT, M10-8-B HEX NYLON ZINC LOCK	F81033-1	2
47	CYLINDER, 28/150 1/4 NPT PORT HYDRAULIC	094002	1
48	BOLT, ISO 24014 M16X120_8.8 A2E	F81006-25	1
49	FITTING, 3/8JIC-1/4NPT 90L	015491	2
50	LINK WELDMENT, LT70/300 VERTICAL SIDE SU	094016-1	1
51	BOLT, DIN933-M10X30-8.8-A2E HEX HEAD	F81003-111	12

### 9.18 Hydraulic Pull-Down Clamp

094129\_001  
094129\_MANUAL

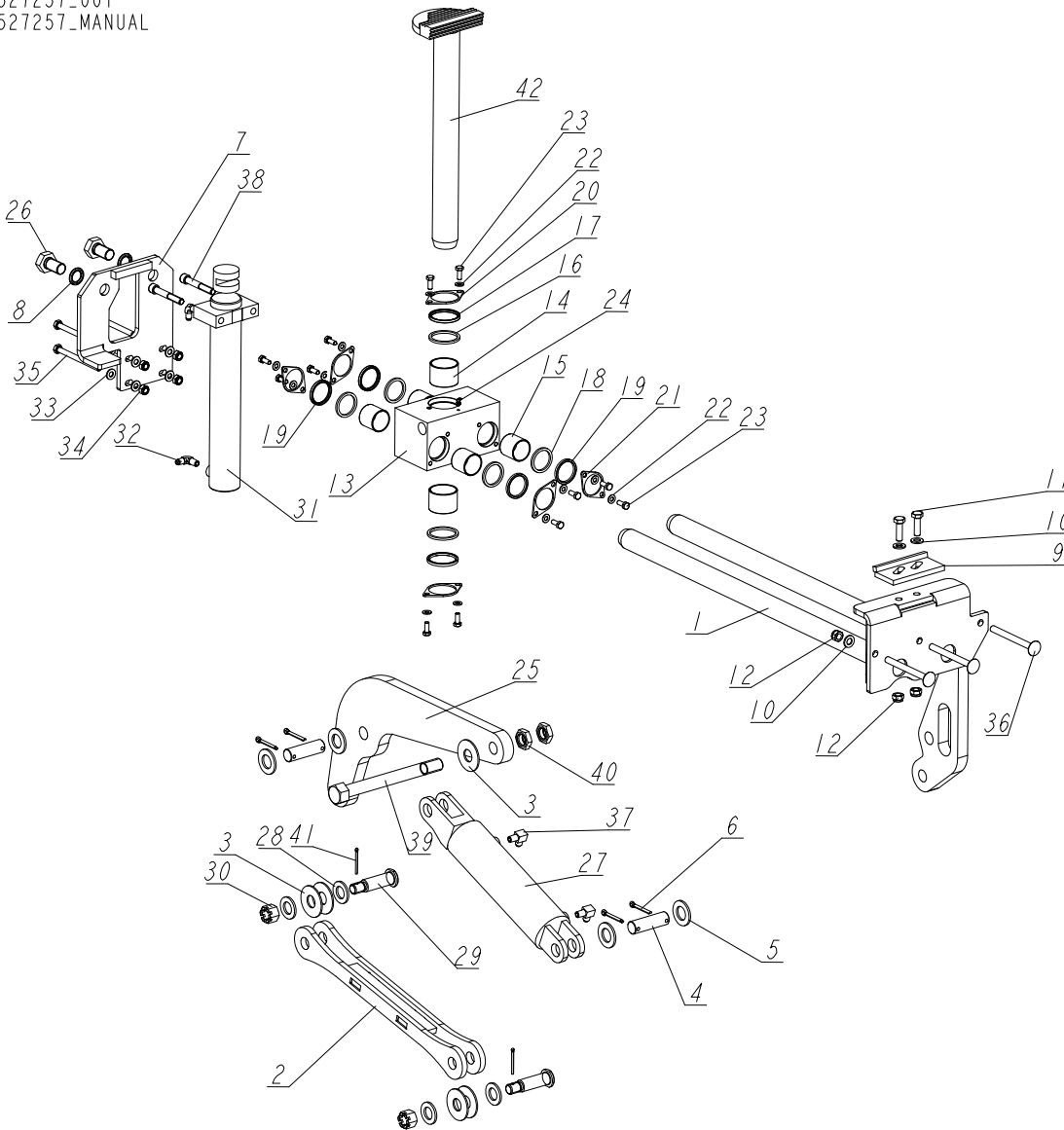


REF	DESCRIPTION (◆ indicates parts available in assemblies only)	PART #	QTY
-	CLAMP ASSEMBLY, HYDRAULIC LOG CLAMP □ CO	094129	1
1	Beam, log clamp main zinc-plated	094115-1	1
2	PLATE, LOCKING ZINC-PLATED	094117-1	2
3	rod, log clamp jaw guide	094116	2
4	JAW WELDMENT, LOG CLAMP ZINC-PLATED	094120-1	2
5	WASHER, Z 10.2 SPLIT LOCK ZINC	F81055-2	26
6	BOLT, M10X35-8.8 HEX HEAD FULL THREAD ZINC	F81003-17	4
7	WASHER, 8.2 SPLIT LOCK ZINC	F81054-4	6
8	SCREW, M8X40-8.8 HEX SOCKET HEAD CAP ZINC	F81002-29	4
9	BLOCK, LOG CLAMP UP/DOWN	094124-1	2
10	ANGLE, LOG CLAMP BRACKET	094127-1	2
11	LINK, LOG CLAMP IN/OUT SIDE ZINC-PLATED (2)	094099-1	1
12	ARM, LOG CLAMP IN/OUT ZINC-PLATED	094092-1	1
13	LINK, LOG CLAMP IN/OUT SIDE ZINC-PLATED (1)	094097-1	1
14	PIN, LOG CLAMP UP/DOWN	088631	2
15	CYLINDER, CJ7F-16/40/22 + UE2-40W HYDRAULIC	091346	1
16	SCREW, M10X25 8.8 HEX SOCKET HEAD CAP ZINC	F81003-32	4
17	PLATE WELDMENT, HYDRAULIC CYLINDER MOUNTING	094094-1	1
-	GUIDE BLOCK W/SELF-LUBRICATING BUSHINGS	090544	2

REF	DESCRIPTION (◆ indicates parts available in assemblies only)	PART #	QTY
18	BLOCK WELDMENT, LOG CLAMP GUIDE PTD	090543-1	1
19	BUSHING, 3040BS SELF-LUBRICATING	088676	2
20	PIN, 25X75 ZINC-PLATED	088659-1	1
21	WASHER, 28 FLAT ZINC	F81061-1	2
22	PIN, S-ZN 5X40 COTTER	F81043-31	6
23	WASHER, 16.3 SPLIT LOCK ZINC	F81058-2	2
24	SCREW, M16X55-8.8 HEX SOCKET HEAD CAP ZINC	F81006-18	2
25	PLUG, M33 THREAD #12428	089839	2
26	WASHER, 10.5 FLAT ZINC	F81055-1	18
27	nut, m10-8-b hex nylon zinc lock	F81033-1	18
28	SCREW, M10X35 8.8 HEX SOCKET HEAD CAP ZINC	F81003-56	4
29	BOLT, M10X40-8.8 HEX HEAD FULL THREAD ZINC	F81003-16	4
30	BOLT, M10X75-8.8 HEX HEAD ZINC	F81003-15	2
31	BOLT, M10X95-8.8-B HEX HEAD ZINC	F81003-71	8
32	BUSHING, JFM-2023-21 FLANGED	094113	8
33	RING, W31 INSIDE RETAINING	F81090-53	8
34	WASHER, ZINC-PLATED SPACER	094128-1	2
35	BOLT, M8X12-8.8 HEX HEAD FULL THREAD ZINC	F81002-6	2
36	CYLINDER, SJ2F-16-40/22/80 HYDRAULIC	093880	1
37	WASHER, 21 FLAT ZINC	F81059-2	6
38	FITTING, 1/4NPTX1/4JIC MALE ELBOW	P09142	4

9.19 Main Hydraulic Log Clamp (2 Rods)

527257\_001  
527257\_MANUAL

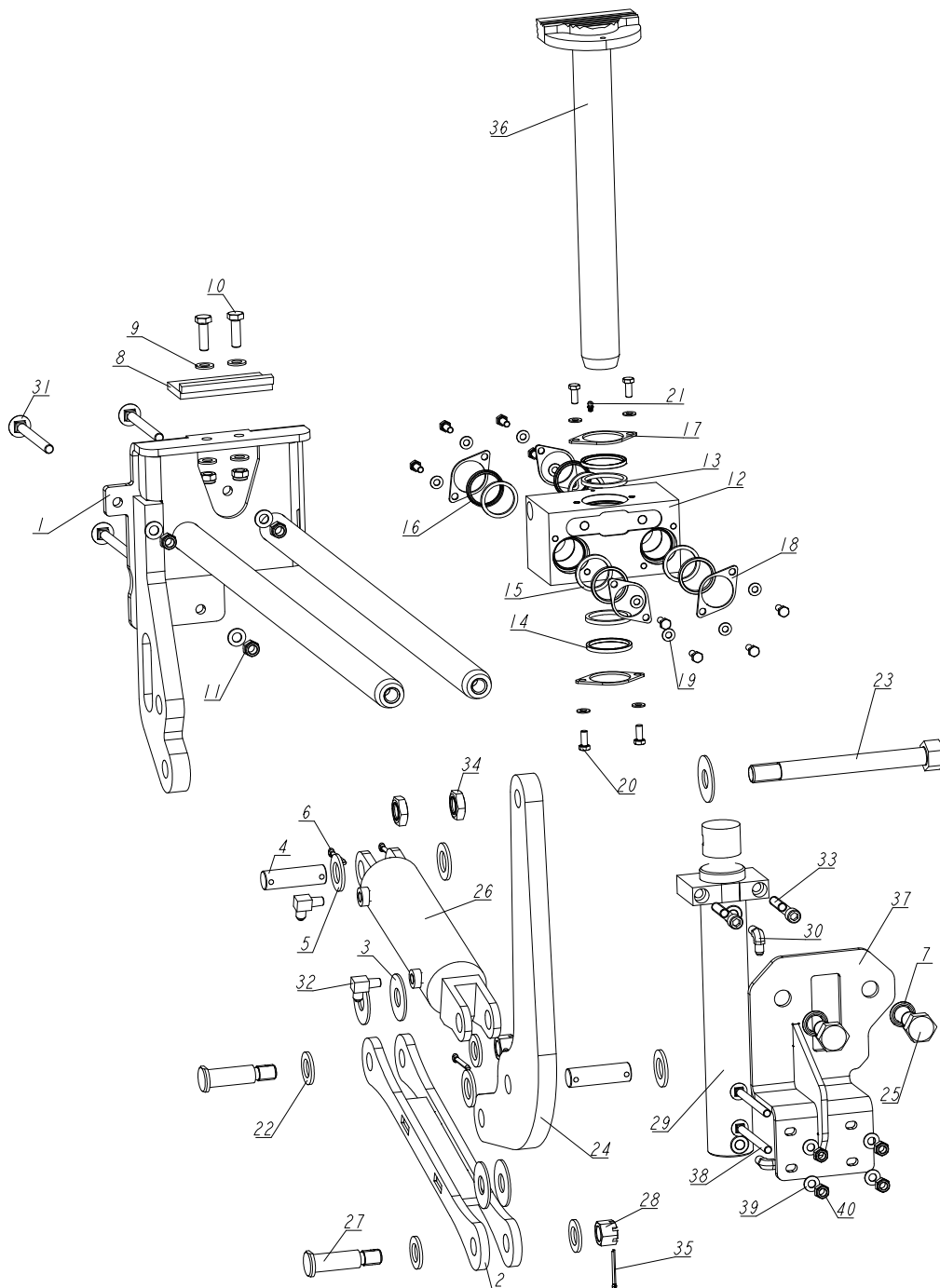


REF	DESCRIPTION (◆ indicates parts available in assemblies only)	PART #	QTY
-	CLAMP, MAIN HYDRAULIC - 2 RODS	527257	1
1	ROD WELDMENT, MAIN HYDRAULIC CLAMP	525107-1	1
2	ARM WELDMENT, HYDRAULIC CLAMP LINK PTD	086963-1	1
3	WASHER, 25 X 63 ZINC-PLATED	088585-1	5
4	PIN, HYDRAULIC CYLINDER ZINC-PLATED	086979-1	2
5	WASHER, 28 FLAT ZINC	F81061-1	4
6	pin, S-Zn-6.3x45 cotter	F81045-2	4
7	PLATE, MOUNT (LOG CLAMP W/2 RODS)	527258-1	1
8	WASHER, Z 22.5 SPLIT LOCK ZINC	F81059-4	2
9	STOP WLDMT, HYDRAULIC LOG CLAMP PAINTED	086980-1	1
10	WASHER, 13 FLAT ZINC	F81056-1	5
11	BOLT, M12X40 8.8 HEX HEAD FULL THR.ZINC	F81004-4	2



REF	DESCRIPTION (◆ indicates parts available in assemblies only)	PART #	QTY
12	NUT, M12 8 HEX NYLON ZINC LOCK	F81034-2	5
-	BLOCK, STEEL W/BUSHINGS - COMPLETE	521951	1
-	BLOCK, STEEL W/BUSHINGS	521950-1	1
13	BLOCK, STEEL	521937	1
14	BUSHING, 5040BS NON-GREASABLE	088660	2
15	BUSHING, 4040BS SELF-LUBRICATING	525077	4
16	SPACER, HYDRAULIC LOG CLAMP	089324	2
17	WIPER, ZZ 50X60X7 INCO LOG CLAMP ROD	088587	2
18	WASHER, WIPER - WIDE	525080	4
19	WIPER, ZZ-40X50X5/7	525079	4
20	FLANGE, CLAMP ROD WIPER PAINTED	088887-1	2
21	FLANGE, WIPER	525081-1	4
22	washer, 8.4 Flat zinc	F81054-1	12
23	BOLT, M8X20-8.8-B HEX HEAD FULL THREAD Z	F81002-4	12
24	Fitting, 3/16x3/16 Straight Grease	P04107	1
25	ARM, HYDRAULIC LOG CLAMP LINK	086974-1	1
26	BOLT, M22X1,5X40-8.8-B HEX HEAD FULL ZINC	F81009-1	2
27	CYLINDER, CJ-596-16-70/32/78 HYDRAULIC	088589	1
	GASKET, WM 70/32H178AU(088589)(088680)	589503-S	1
28	WASHER, 25 FLAT ZINC	F81061-3	4
29	PIN, B 24X95/85 CLEVIS ZINC	F81049-2	2
30	NUT, Z M20-8-B SLOTTED CASTLE ZINC	F81037-3	2
31	CYLINDER, CJ-S582-16-50/35/300	711617	1
32	Fitting, 1/4NPTx1/4JIC Male Elbow	P09142	2
33	washer, 10.5 Flat zinc	F81055-1	8
34	NUT, M10-8-B HEX NYLON ZINC LOCK	F81033-1	4
35	BOLT, M10 X 125-8.8 HEX HEAD ZINC	F81003-18	4
36	BOLT, M12X130-8.8 CARRIAGE HEAD ZINC	F81004-26	3
37	Fitting, 3/8JIC-1/4NPT 90L	015491	2
38	SCREW, M12X80-8.8 HEX SOCKET HEAD CAP ZINC	F81004-20	2
39	BOLT M24X240-8.8-B HEX HEAD ZINC	F81009-17	1
40	NUT, M24-04-B HEX THIN ZINC	F81039-3	2
41	PIN, 4X30 COTTER ZINC-PLATED	F81043-22	2
42	ROD ASSEMBLY, VERTICAL	710735-1	1

**9.20 Main Log Clamp (540970)**

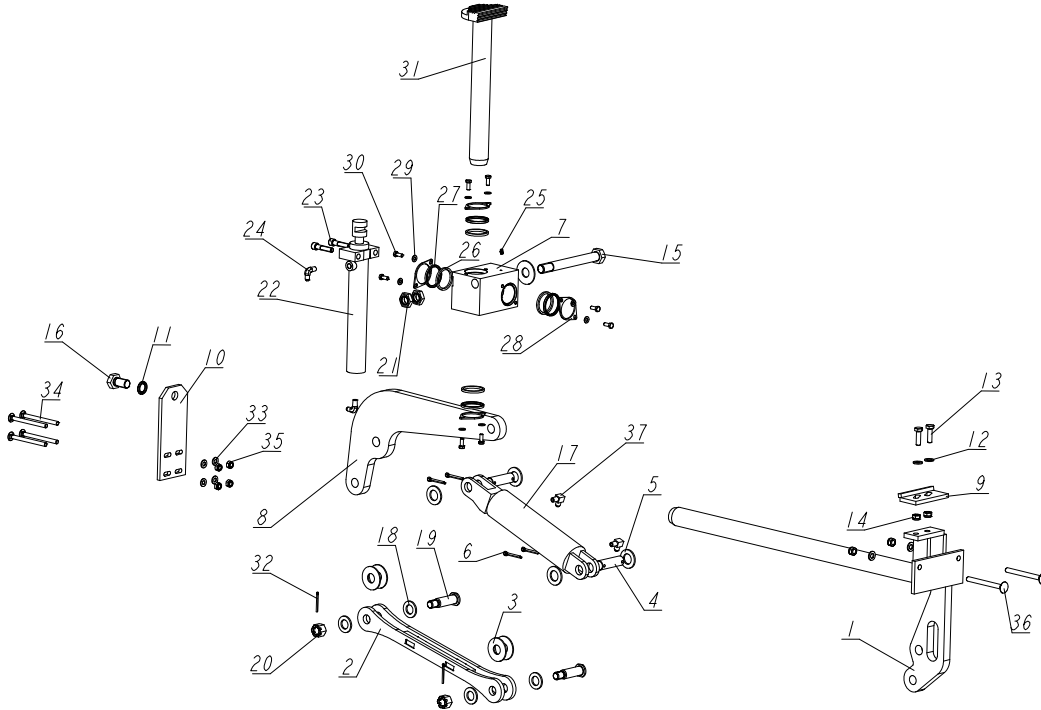


REF	DESCRIPTION (◆ indicates parts available in assemblies only)	PART #	QTY
-	MAIN LOG CLAMP	540970	1
1	rod assembly, main log clamp	540969-1	1
2	ARM WELDMENT, HYDRAULIC CLAMP LINK PTD	086963-1	1
3	WASHER, 25 x 63 ZINC-PLATED	088585-1	5
4	PIN, HYDRAULIC CYLINDER ZINC-PLATED	086979-1	2
5	WASHER, 28	F81061-1	4

REF	DESCRIPTION (◆ indicates parts available in assemblies only)	PART #	QTY
6	PIN, S-ZN-6.3X45 COTTER	F81045-2	4
7	WASHER, Z 22.5 SPLIT LOCK ZINC	F81059-4	2
8	STOP WLDMT, HYDRAULIC LOG CLAMP PAINTED	086980-1	1
9	WASHER, 13 FLAT ZINC	F81056-1	7
10	BOLT, M12x40 8.8 HEX HEAD FULL THR.ZINC	F81004-4	2
11	NUT, M12 8 HEX NYLON ZINC LOCK	F81034-2	5
-	BLOCK, STEEL W/BUSHINGS - COMPLETE	521951	1
12	BLOCK, STEEL W/BUSHINGS	521950-1	1
13	SPACER, HYDRAULIC LOG CLAMP	089324	2
14	WIPER, ZZ 50x60x7 INCO LOG CLAMP ROD	088587	2
15	WASHER, WIPER - WIDE	525080	4
16	WIPER, ZZ-40X50X5/7	525079	4
17	FLANGE, CLAMP ROD WIPER PAINTED	088887-1	2
18	FLANGE, WIPER	525081-1	4
19	WASHER, 8.4 FLAT ZINC	F81054-1	12
20	BOLT, M8x20-8.8-B HEX HEAD FULL THREAD Z	F81002-4	12
21	FITTING, 3/16X3/16 STRAIGHT GREASE	P04107	1
22	WASHER, 25 FLAT ZINC	F81061-3	4
23	BOLT M24X240-8.8-B HEX HEAD ZINC	F81009-17	1
24	arm, log clamp	547699-1	1
25	BOLT,M22X1,5X40-8.8-B HEX HEAD FULL ZINC	F81009-1	2
26	CYLINDER, CJ-596-16-70/32/78 HYDRAULIC	088589	1
	GASKET, WM 70/32H178AU(088589)(088680)	589503-S	1
27	PIN, B 24x95/85 CLEVIS ZINC	F81049-2	2
28	NUT, Z M20-8-B SLOTTED CASTLE ZINC	F81037-3	2
29	CYLINDER, CJ-S582-16-50/35/300	711617	1
30	FITTING, 1/4NPTX1/4JIC MALE ELBOW	P09142	2
31	Bolt, M12x130-8.8 Carriage Head Zinc	F81004-26	3
32	FITTING, 3/8JIC-1/4NPT 90L	015491	2
33	SCREW, M12x80-8.8 HEX SOCKET HEAD CAP ZI	F81004-20	2
34	NUT, M24-04-B HEX THIN ZINC	F81039-3	2
35	PIN, 4x30 COTTER ZINC-PLATED	F81043-22	2
36	ROD ASSEMBLY, VERTICAL	710735-1	1
37	bracket, complete	547682-1	1
38	BOLT, M10X125 CARRIAGE	F81003-34	4
39	WASHER, 10.5 FLAT ZINC	F81055-1	4
40	NUT, M10-8-B HEX NYLON ZINC LOCK	F81033-1	4

**9.21 Two-Plane Log Clamp - M-type Frame +100 (544213)**

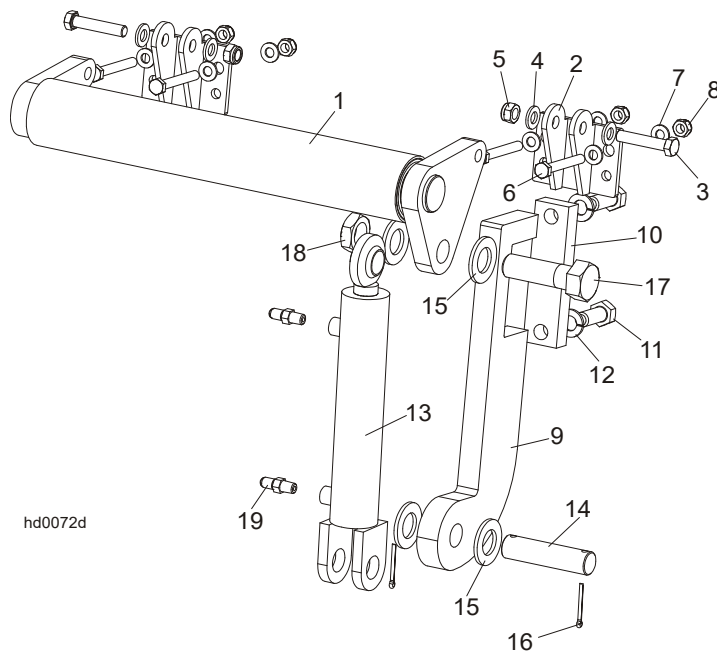
544213\_001  
544213\_MANUAL



REF	DESCRIPTION (◆ indicates parts available in assemblies only)	PART #	QTY
-	TWO-PLANE LOG CLAMP (M-TYPE FRAME +100)	544213	1
1	rod assembly, two-plane Log clamp	544212-1	1
2	ARM WELDMENT, HYDRAULIC CLAMP LINK PTD	086963-1	1
3	WASHER, 25 X 63	088585	5
4	PIN, HYDRAULIC CYLINDER ZINC-PLATED	086979-1	2
5	WASHER, 28	F81061-1	4
6	PIN, S-ZN-6.3X45 COTTER	F81045-2	4
7	BLOCK, LOG CLAMP PAINTED STEEL	088591-1	1
8	ARM, LX450 HYDRAULIC CLAMP LINK	518923-1	1
9	STOP WLDMT, HYDRAULIC LOG CLAMP PAINTED	086980-1	1
10	Mounting plate, painted	551125-1	1
11	WASHER, Z 22.5 SPLIT LOCK ZINC	F81059-4	1
12	WASHER,13 FLAT ZINC	F81056-1	4
13	BOLT, M12x40 8.8 HEX HEAD FULL THR.ZINC	F81004-4	2
14	NUT, M12 8 HEX NYLON ZINC LOCK	F81034-2	4
15	BOLT, M24X217/39-8.8-B HEX HEAD ZINC	088586-1	1
16	BOLT,M22X1,5X40-8.8-B HEX HEAD FULL ZINC	F81009-1	1
17	CYLINDER, CJ-596-16-70/32/78 HYDRAULIC	088589	1
	GASKET, WM 70/32H178AU(088589)(088680)	589503-S	1
18	WASHER, 25 FLAT ZINC	F81061-3	4
19	PIN, B 24x95/85 CLEVIS ZINC	F81049-2	2

REF	DESCRIPTION (◆ indicates parts available in assemblies only)	PART #	QTY	
20	NUT, Z M20-8-B SLOTTED CASTLE ZINC	F81037-3	2	
21	NUT, M24-04-B HEX THIN ZINC	F81039-3	2	
22	CYLINDER, CJ-S169-16-40/22/254 HYDRAULIC	088590	1	
23	SCREW, M12X55-8.8-B HEX SOCKET HEAD CAP	F81004-23	2	
24	FITTING, 1/4NPTX1/4JIC MALE ELBOW	P09142	2	
25	FITTING, 3/16X3/16 STRAIGHT GREASE	P04107	1	
26	SPACER, HYDRAULIC LOG CLAMP	089324	4	
27	WIPER, ZZ 50x60x7 INCO LOG CLAMP ROD	088587	4	
28	FLANGE, CLAMP ROD WIPER PAINTED	088887-1	4	
29	WASHER, 8.4 FLAT ZINC	F81054-1	8	
30	BOLT, M8x20-8.8-B HEX HEAD FULL THREAD Z	F81002-4	8	
31	ROD WELDMENT, LOG CLAMP VERTICAL PAINTED	088582-1	1	
32	Pin, S-Zn 4 x 45 Cotter	F81043-21	2	
33	WASHER, 10.5 FLAT ZINC	F81055-1	4	
34	BOLT, M10X125 CARRIAGE	F81003-34	4	
35	NUT, M10-8-B HEX NYLON ZINC LOCK	F81033-1	4	
36	Bolt, M12x130-8.8 Carriage Head Zinc	F81004-26	2	
37	FITTING, 3/8JIC-1/4NPT 90L	015491	2	

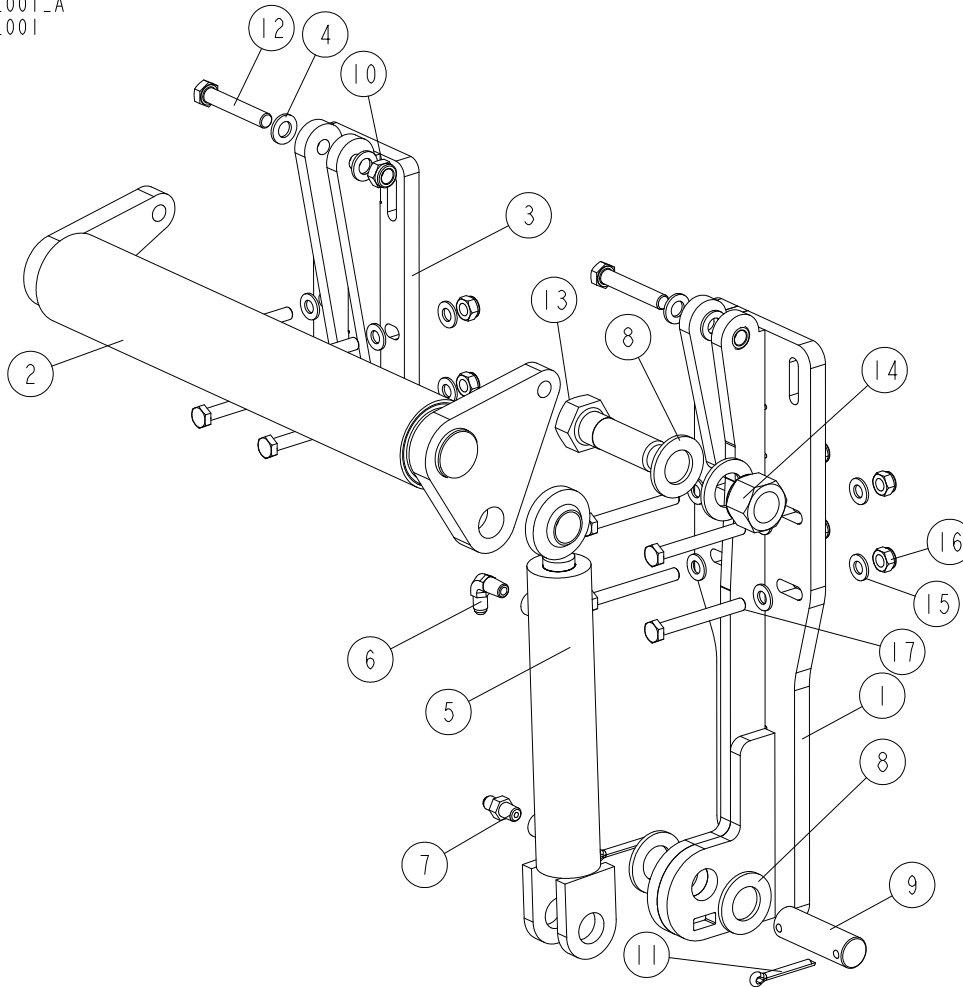
## 9.22 Hydraulic Toe Board



REF	DESCRIPTION (◆ indicates parts available in assemblies only)	PART #	QTY
	<b>FRONT HYDRAULIC TOE BOARD</b>	092613	1
	<b>HYDRAULIC TOE BOARD - REAR</b>	092634	1
1	TOE BOARD WELDMENT, FRONT HYDRAULIC	092612-1	1
1	ROLLER WELDMENT, HYDRAULIC TOE BOARD	086253-1	1
2	BRACKET, TOE BOARD ROLLER MOUNT	087903-1	2
3	Bolt, M12x60-8.8 Hex Head Zinc	F81004-5	4
4	WASHER,13 FLAT ZINC	F81056-1	8
5	NUT, M12 8 HEX NYLON ZINC LOCK	F81034-2	4
6	Bolt, M10x75-8.8 Hex Head Zinc	F81003-15	8
7	Washer, 10.5 Flat Zinc	F81055-1	16
8	NUT, M10-8-B HEX NYLON ZINC LOCK	F81033-1	8
9	PLATE, TOE BOARD CYLINDER MOUNT	087729-1	2
10	PLATE, HYDRAULIC TOE BOARD MOUNT	090086-1	2
11	BOLT, M16X40-8.8 HEX HEAD FULL THREAD ZI	F81006-13	4
12	Washer, 16.3 Split Lock Zinc	F81058-2	4
13	Cylinder, CJ-S170-16-40/25/152 Hydraulic	088681	2
14	PIN, HYDRAULIC CYLINDER ZINC-PLATED	086979-1	2
15	Washer, 28 Flat Zinc	F81061-1	8
16	Pin, 3/16x1.5 Cotter Zinc	F05012-23	4
17	Bolt, 1-8x3 1/4 Hex Head Grade 5	F05009-51	2
18	Nut, 1-14 Hex Jam Unplated	F05010-117	2
19	Fitting, 1/4NPTx1/4JIC Male	P09143	4

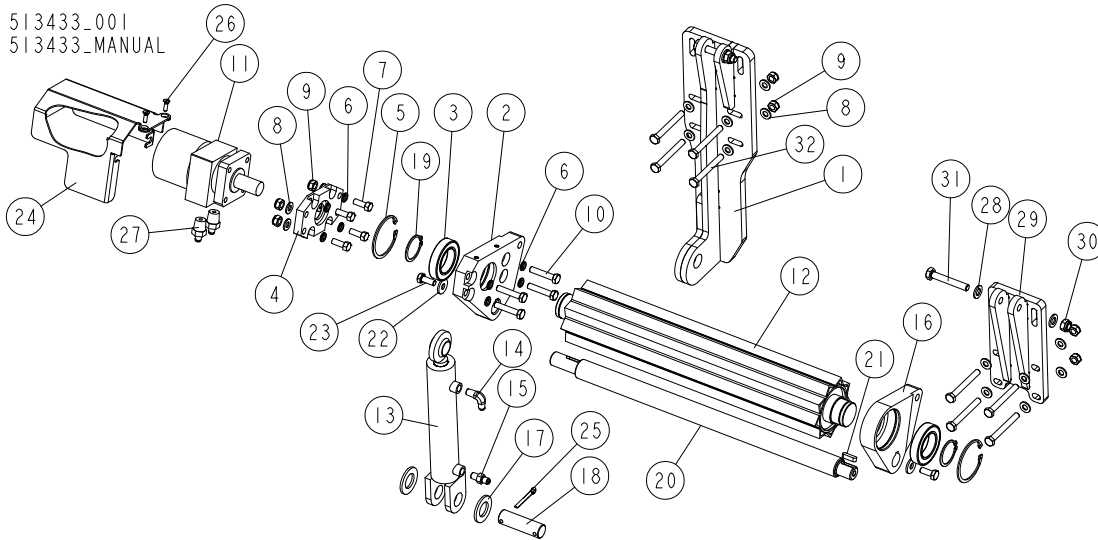
9.23 Left Hydraulic Toe Board (on lower bed rail)

519735\_001\_A  
519735\_001



REF	DESCRIPTION (◆ indicates parts available in assemblies only)	PART #	QTY
-	ROLLER, LEFT HYDRAULIC TOE BOARD (MOUNTED ON LOWER BED RAIL)	519735	1
1	BRACKET WELDMENT, HYDRAULIC CYLINDER MOUNT (LEFT)	527018-1	1
2	ROLLER WELDMENT, HYDRAULIC TOE BOARD	086253-1	1
3	BRACKET WELDMENT, HYDRAULIC TOE BOARD	520099-1	1
4	WASHER, 13 FLAT ZINC	F81056-1	28
-	CYLINDER, HYDRAULIC TOE BOARD	085937	1
5	CYLINDER, CJ-S170-16-40/25/152 HYDRAULIC	088681	1
6	FITTING, 1/4NPTX1/4JIC MALE ELBOW	P09142	1
7	FITTING, 1/4NPTX1/4JIC MALE	P09143	1
8	WASHER, 28 FLAT ZINC	F81061-1	4
9	PIN, HYDRAULIC CYLINDER ZINC-PLATED	086979-1	1
10	NUT, M12 8 HEX NYLON ZINC LOCK	F81034-2	14
11	PIN, S-Zn-6.3x45 COTTER	F81045-2	2
12	BOLT, M12X70-8.8-HEX HEAD ZINC	F81004-39	2
13	BOLT, M12X90 8.8 HEX HEAD ZINC	F81004-2	12
14	BOLT, 1-8X3 1/4 HEX HEAD GRADE 5	F05009-51	1
15	NUT, 1-8 HEX NYLON LOCK ZINC	F05010-109	1

**9.24 Driven Log Levelling Roller (mounted on lower bed rail)**



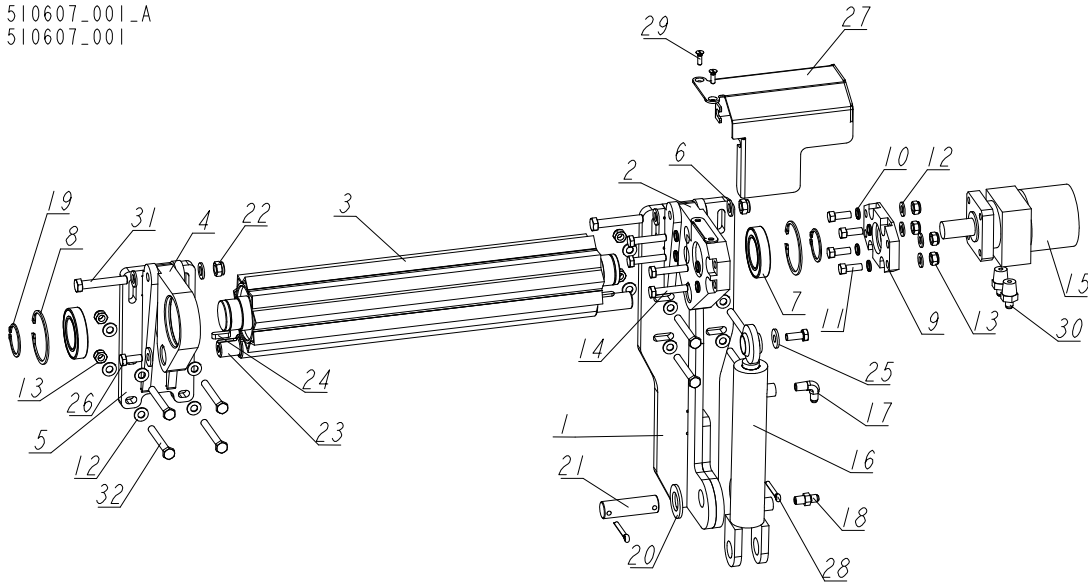
REF	DESCRIPTION (◆ indicates parts available in assemblies only)	PART #	QTY
-	ROLLER, DRIVEN LOG LEVELLING (LOWER BED RAIL)	513433	1
1	BRACKET WELDMENT, POWER ROLLER	510605-1	1
2	BRACKET, SIDE W/HYDRO MOTOR CONNECTOR	096029-1	1
3	BEARING, 6009.2RSR (FAG) ROLLING	096025	2
4	PLATE, HYDRAULIC MOTOR MOUNT	096030-1	1
5	RING, W 75 INSIDE RETAINING	F81090-41	2
6	WASHER, Z 10.2 SPLIT LOCK ZINC	F81055-2	8
7	BOLT, 3/8-16X1 HHC	F05007-7	4
8	WASHER, 10.5 FLAT ZINC	F81055-1	20
9	NUT, M10-8-B HEX NYLON ZINC LOCK	F81033-1	12
10	BOLT, M10x50-8.8 HEX HEAD FULL THREAD ZINC	F81003-4	4
11	MOTOR, MG06-13-13AAAB HYDRAULIC	P21506	1
12	ROLLER WELDMENT, DRIVEN LOG LEVELLING	096028-1	1
-	CYLINDER, HYDRAULIC TOE BOARD	085937	1
13	CYLINDER, CJ-S170-16-40/25/152 HYDRAULIC	088681	1
14	FITTING, 1/4NPTX1/4JIC MALE ELBOW	P09142	1
15	FITTING, 1/4NPTX1/4JIC MALE	P09143	1
16	BRACKET, SIDE	096031-1	1
17	WASHER, 28 FLAT ZINC	F81061-1	2
18	PIN, HYDRAULIC CYLINDER ZINC-PLATED	086979-1	1
19	RING, Z 45 OUTSIDE RETAINING	F81090-32	2
20	ROD, CONNECTION	096034-1	1
21	KEY, A8x7x28 PARALLEL	096035	2
22	WASHER, 10.5 SPECIAL FLAT ZINC	F81055-6	2
23	BOLT, M10X25 8.8 HEX HEAD FULL THREAD	F81003-31	2
24	COVER, HYDRAULIC MOTOR	096037-1	1
25	PIN, S-Zn-6.3x45 COTTER	F81045-2	1



REF	DESCRIPTION (◆ indicates parts available in assemblies only)	PART #	QTY	
26	SCREW, M6X20-5.8-B SLOTTED COUNTERSUNK HEAD ZINC	F81001-31	2	
27	FITTING, 1/2-14NPT/ 7/16-20UNF STRAIGHT W/MALE THREAD	096919	2	
28	WASHER, 13 FLAT ZINC	F81056-1	4	
29	BRACKET WELDMENT, HYDRAULIC TOE BOARD	520099-1	1	
30	NUT, M12 8 HEX NYLON ZINC LOCK	F81034-2	2	
31	BOLT, M12X75-8.8-HEX HEAD FULL THREAD ZI	F81004-10	2	
32	BOLT, M10X85-8.8-HEX HEAD ZINC	F81003-125	8	

**9.25 Driven Log Levelling Roller, Lower Bed Rail (510607), Back "L" Frame (544241)**

510607\_001\_A  
510607\_001



REF	DESCRIPTION (◆ indicates parts available in assemblies only)	PART #	QTY
-	DRIVEN LOG LEVELLING ROLLER - LEFT W/CLAMP	510607	1
-	DRIVEN LOG LEVELLING ROLLER - LEFT, BACK, "L" FRAME	544241	1
1	BRACKET WELDMENT, HYDRAULIC CYLINDER MOU	527018-1	1
2	BRACKET, SIDE W/HYDRO MOTOR CONNECTOR	507684-1	1
3	ROLLER WELDMENT, DRIVEN LOG LEVELLING	096028-1	1
4	BRACKET, SIDE	507687-1	1
5	BRACKET WELDMENT, ROLLER	520099-1 <sup>1</sup>	1
	BRACKET WELDMENT, BACK, "L" FRAME	544240 <sup>2</sup>	1
6	WASHER, 13 FLAT ZINC	F81056-1	21
7	BEARING, 6009.2RSR (FAG) ROLLING	096025	2
8	RING, W 75 INSIDE RETAINING	F81090-41	2
9	PLATE, HYDRAULIC MOTOR MOUNT	096030-1	1
10	WASHER, Z 10.2 SPLIT LOCK ZINC	F81055-2	8
11	BOLT, 3/8-16X1 HHC	F05007-7	4
12	WASHER, 10.5 FLAT ZINC	F81055-1	4
13	NUT, M10-8-B HEX NYLON ZINC LOCK	F81033-1	4
14	BOLT, M10x50-8.8 HEX HEAD FULL THREAD ZINC	F81003-4	4
15	MOTOR, MG06-13-13AAAB HYDRAULIC	P21506	1
-	CYLINDER, HYDRAULIC TOE BOARD	085937	1
16	CYLINDER, CJ-S170-16-40/25/152 HYDRAULIC	088681	1
17	FITTING, 1/4NPTX1/4JIC MALE ELBOW	P09142	1
18	FITTING, 1/4NPTX1/4JIC MALE	P09143	1
19	RING, Z 45 OUTSIDE RETAINING	F81090-32	2
20	WASHER, 28 FLAT ZINC	F81061-1	2
21	PIN, 25.4x84	086979	1

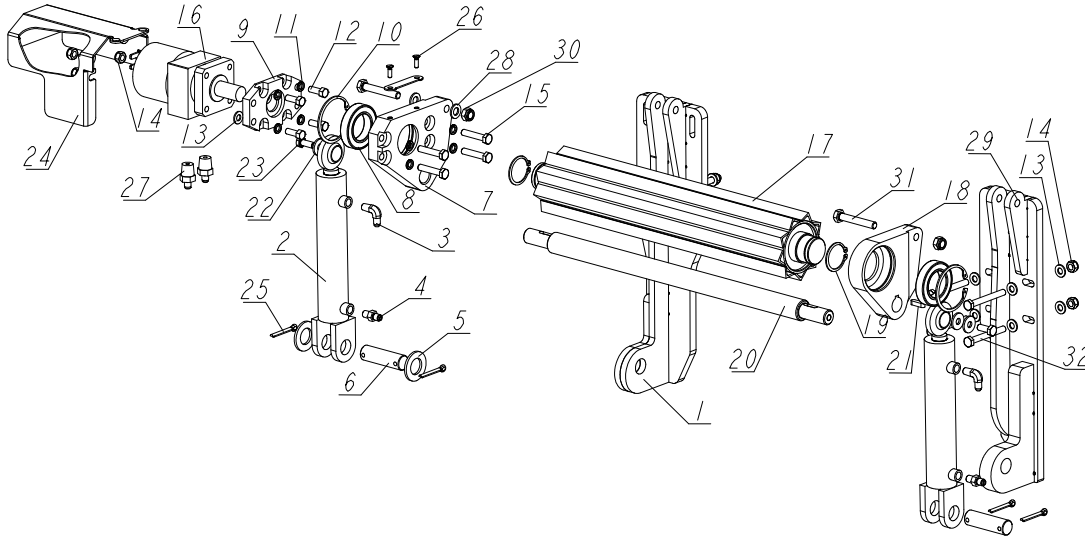
REF	DESCRIPTION (◆ indicates parts available in assemblies only)	PART #	QTY	
22	NUT, M12 8 HEX NYLON ZINC LOCK	F81034-2	11	
23	ROD, CONNECTION	096034	1	
24	KEY, A8x7x28 PARALLEL	096035	2	
25	WASHER, 10.5 SPECIAL FLAT ZINC	F81055-6	2	
26	BOLT, M10X25 8.8 HEX HEAD FULL THREAD	F81003-31	2	
27	GUARD, HYDRAULIC MOTOR	507690-1	1	
28	PIN, S-Zn-6.3x45 COTTER	F81045-2	2	
29	SCREW, M6X20-5.8-B SLOTTED COUNTERSUNK HEAD ZINC	F81001-31	2	
30	FITTING, 1/2-14NPT/ 7/16-20UNF STRAIGHT W/MALE THREAD	096919	2	
31	BOLT, M12X70-8.8-HEX HEAD ZINC	F81004-39	2	
32	BOLT, M12X90 8.8 HEX HEAD ZINC	F81004-2	8	

<sup>1</sup> Included in 510607

<sup>2</sup> Included in 544241

**9.26 Log Levelling Driven Roller. 2 Cylinders.**

526160\_001\_A  
526160\_MANUAL



REF	DESCRIPTION (◆ indicates parts available in assemblies only)	PART #	QTY
-	DRIVEN LOG LEVELLING ROLLER, W/2 CYLINDE	526160	1
-	ROLLER, DRIVEN LOG LEVELLING - FOR LOG SIDE SUPPORTS	545662	1
1	BRACKET WELDMENT, POWER ROLLER	510605-1	1
2	BRACKET, SIDE W/HYDRO MOTOR CONNECTOR	096029-1	1
3	BEARING, 6009.2RSR (FAG) ROLLING	096025	2
4	PLATE, HYDRAULIC MOTOR MOUNT	096030-1	1
5	RING, W 75 INSIDE RETAINING	F81090-41	2
6	WASHER, Z 10.2 SPLIT LOCK ZINC	F81055-2	8
7	BOLT, 3/8-16X1 HH	F05007-7	4
8	WASHER, 10.5 FLAT ZINC	F81055-1	4
9	NUT, M10-8-B HEX NYLON ZINC LOCK	F81033-1	4
10	BOLT, M10X50-8.8 HEX HEAD FULL THREAD ZI	F81003-4	4
11	MOTOR, MG06-13-13AAAB HYDRAULIC	P21506	1
12	ROLLER WELDMENT, DRIVEN LOG LEVELLING	096028-1	1
-	CYLINDER, HYDRAULIC TOE BOARDS	085937	2
13	CYLINDER, CJ-S170-16-40/25/152 HYDRAULIC	088681	1
14	FITTING, 1/4NPTX1/4JIC MALE ELBOW	P09142	1
15	FITTING, 1/4NPTX1/4JIC MALE	P09143	1
16	BRACKET, SIDE	096031-1	1
17	WASHER, 28	F81061-1	2
18	PIN, HYDRAULIC CYLINDER ZINC-PLATED	086979-1	2
19	RING, Z 45 OUTSIDE RETAINING	F81090-32	2
20	ROD, CONNECTION	520349	1
21	KEY, A8X7X28 PARALLEL	096035	2
22	WASHER, 10.5 SPECIAL FLAT ZINC	F81055-6	3
23	BOLT, M10X25 8.8 HEX HEAD FULL THREAD	F81003-31	2
24	COVER, HYDRAULIC MOTOR	096037-1	1

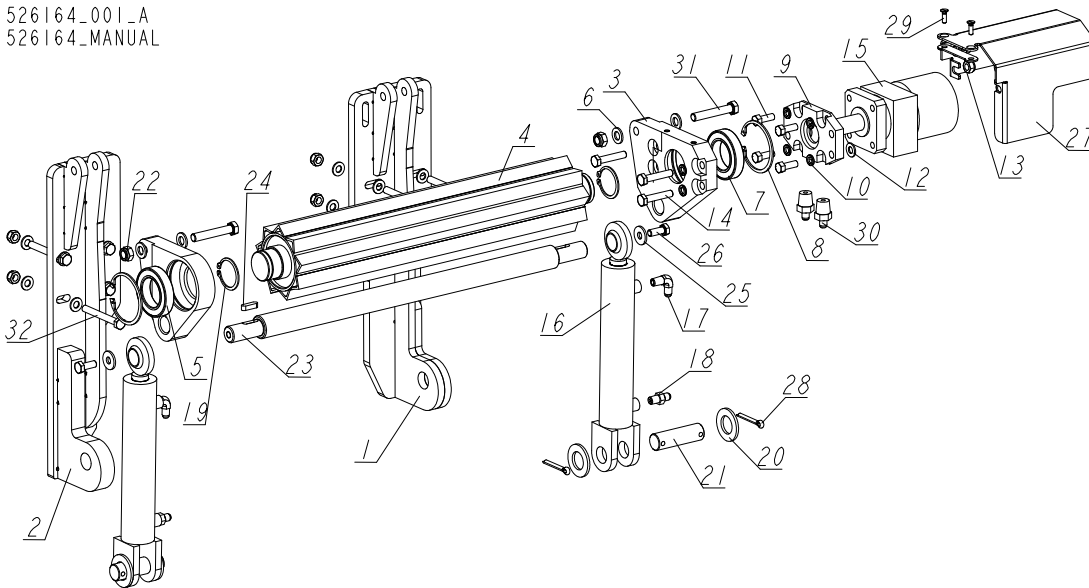
REF	DESCRIPTION (◆ indicates parts available in assemblies only)	PART #	QTY	
25	PIN, S-ZN-6.3X45 COTTER	F81045-2	4	
26	SCREW, M6X20-5.8-B SLOTTED COUNTERSUNK H	F81001-31	2	
27	FITTING, 1/2-14NPT/ 7/16-20UNF STRAIGHT	096919	2	
28	WASHER,13 FLAT ZINC	F81056-1	20	
29	BRACKET WELDMENT, CYLINDER MOUNT	526162-1 <sup>1</sup>	1	
	BRACKET WELDMENT, CYLINDER MOUNT	550410-1 <sup>2</sup>	1	
30	NUT, M12 8 HEX NYLON ZINC LOCK	F81034-2	10	
31	BOLT, M12X75-8.8-HEX HEAD FULL THREAD ZI	F81004-10	2	
32	BOLT, M12X90 8.8 HEX HEAD ZINC	F81004-2	8	
32	BRACKET WELDMENT, CYLINDER MOUNT	526162-1	1	

<sup>1</sup> Included in 526160

<sup>2</sup> Included in 545662

**9.27 Driven Log Levelling Roller, Left w/2 Cylinders**

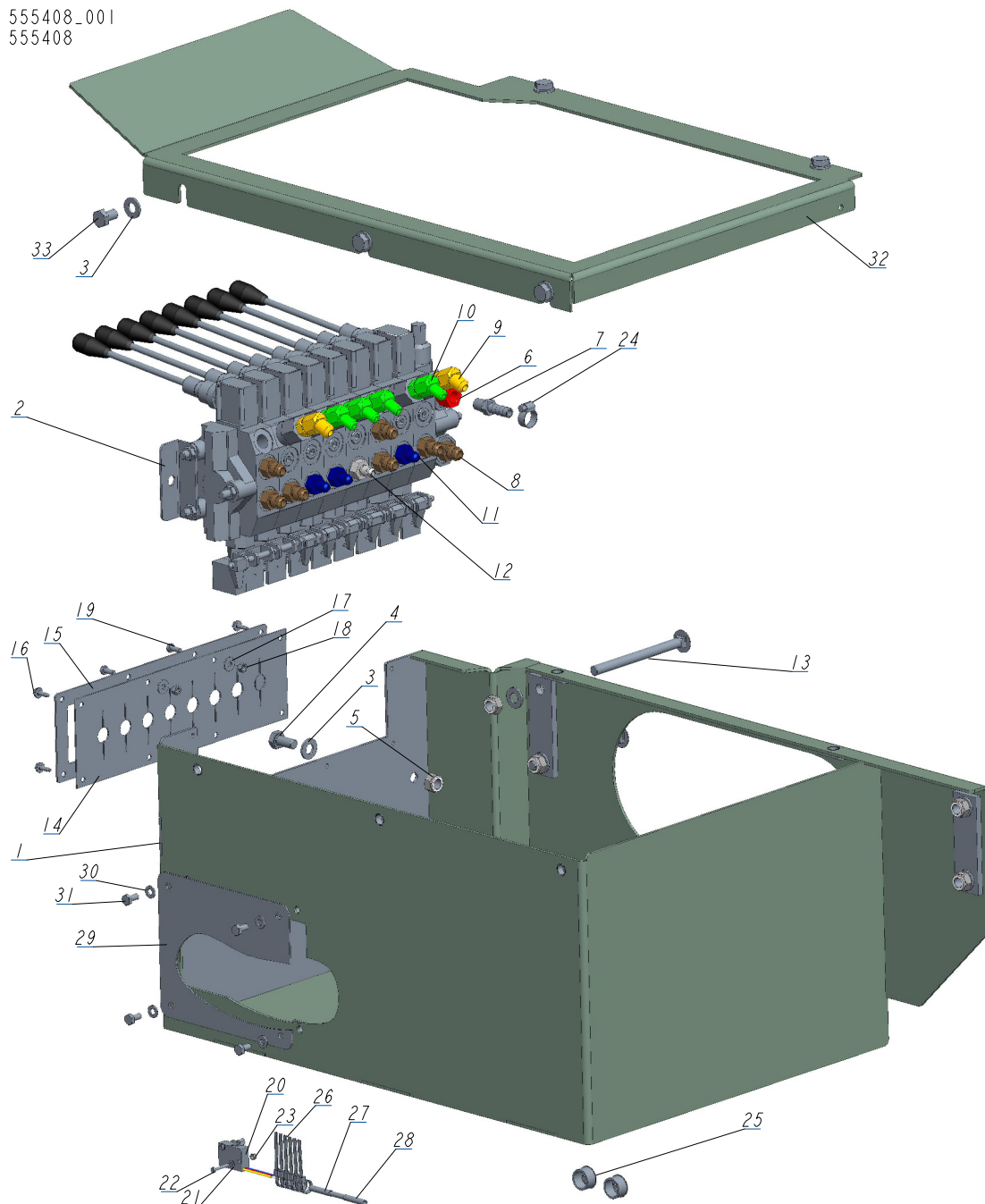
526164\_001\_A  
526164\_MANUAL



REF	DESCRIPTION (◆ indicates parts available in assemblies only)	PART #	QTY
-	ROLLER, DRIVEN LOG LEVELLING - LEFT W/2 CYLINDERS	526164	1
1	BRACKET WELDMENT, HYDRAULIC CYLINDER MOUNT (LEFT)	527018-1	1
2	BRACKET WELDMENT, HYDRAULIC CYLINDER MOUNT	526150-1	1
3	BRACKET, SIDE W/HYDRO MOTOR CONNECTOR	507684-1	1
4	ROLLER WELDMENT, DRIVEN LOG LEVELLING	096028-1	1
5	BRACKET, SIDE	507687-1	1
6	WASHER, 13 FLAT ZINC	F81056-1	4
7	BEARING, 6009.2RSR (FAG) ROLLING	096025	2
8	RING, W 75 INSIDE RETAINING	F81090-41	2
9	PLATE, HYDRAULIC MOTOR MOUNT	096030-1	1
10	WASHER, Z 10.2 SPLIT LOCK ZINC	F81055-2	8
11	BOLT, 3/8-16X1 HH	F05007-7	4
12	WASHER, 10.5 FLAT ZINC	F81055-1	20
13	NUT, M10-8-B HEX NYLON ZINC LOCK	F81033-1	4
14	BOLT, M10x50-8.8 HEX HEAD FULL THREAD ZINC	F81003-4	4
15	MOTOR, MG06-13-13AAAB HYDRAULIC	P21506	1
-	CYLINDER, HYDRAULIC TOE BOARD	085937	2
16	CYLINDER, CJ-S170-16-40/25/152 HYDRAULIC	088681	1
17	FITTING, 1/4NPTX1/4JIC MALE ELBOW	P09142	1
18	FITTING, 1/4NPTX1/4JIC MALE	P09143	1
19	RING, Z 45 OUTSIDE RETAINING	F81090-32	2
20	WASHER, 28 FLAT ZINC	F81061-1	4
21	PIN, 25.4x84	086979	2
22	NUT, M12 8 HEX NYLON ZINC LOCK	F81034-2	10
23	ROD, CONNECTION	520349	1
24	KEY, A8x7x28 PARALLEL	096035	2
25	WASHER, 10.5 SPECIAL FLAT ZINC	F81055-6	2
26	BOLT, M10X25 8.8 HEX HEAD FULL THREAD	F81003-31	2

REF	DESCRIPTION (◆ indicates parts available in assemblies only)	PART #	QTY	
27	GUARD, HYDRAULIC MOTOR	507690-1	1	
28	PIN, S-Zn-6.3x45 COTTER	F81045-2	2	
29	SCREW, M6X20-5.8-B SLOTTED COUNTERSUNK HEAD ZINC	F81001-31	2	
30	FITTING, 1/2-14NPT/ 7/16-20UNF STRAIGHT W/MALE THREAD	096919	2	
31	BOLT, M12X70-8.8-HEX HEAD ZINC	F81004-39	2	
32	BOLT, M12X90 8.8 HEX HEAD ZINC	F81004-2	8	

**9.28 Front Box. 555408**

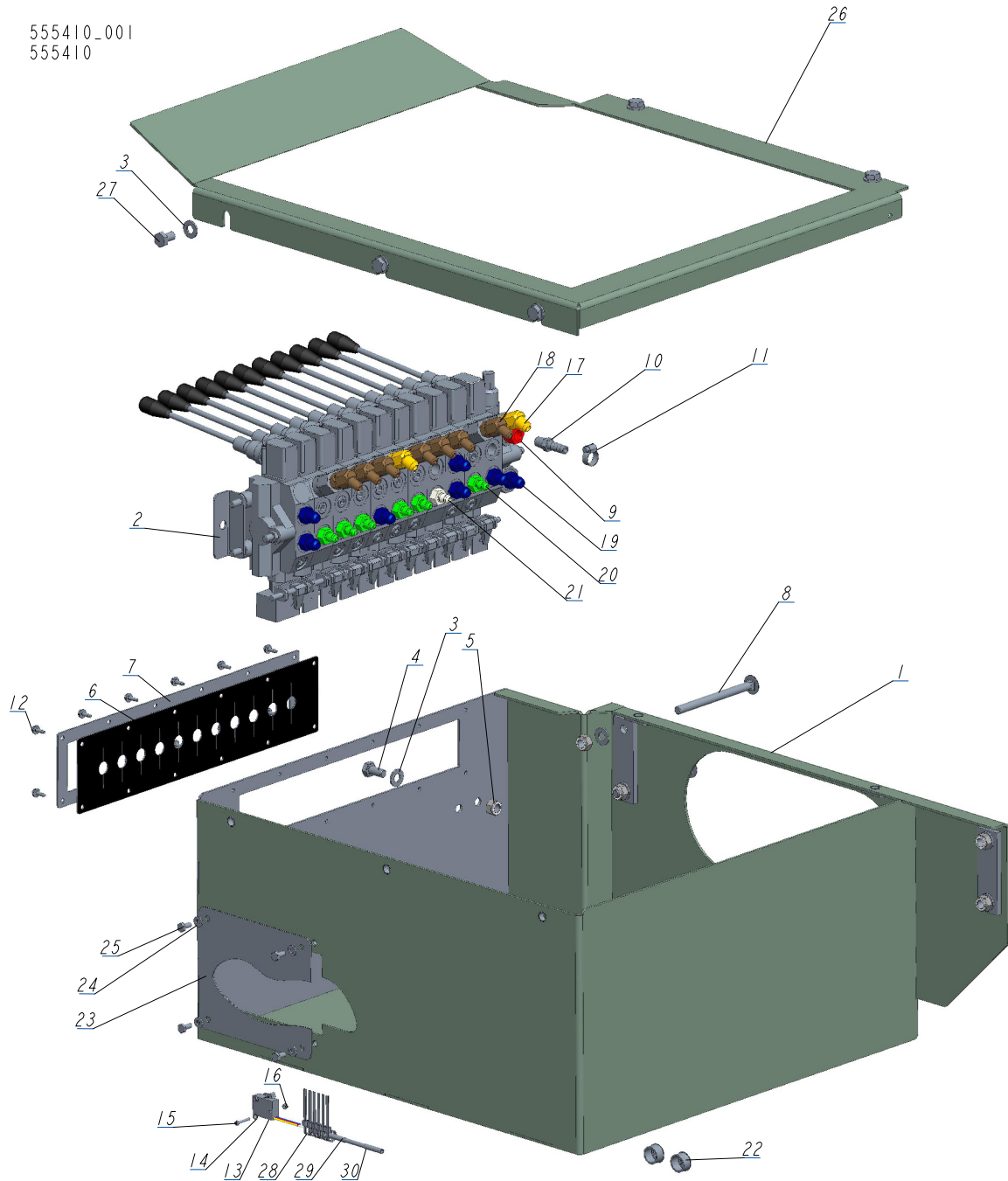


REF	DESCRIPTION (◆ indicates parts available in assemblies only)	PART #	QTY
-	<b>BOX, FRONT 8 SEC. DHS3/LT40/70</b>	555408	1
1	BOX, FRONT	555418-1	1
2	VALVE, 8 SECTIONS DC HYDRAULIC	545672	1
3	WASHER, 10.5 FLAT ZINC	F81055-1	11
4	BOLT, ISO 4017-M10X20-8.8-A2E HEX HEAD	F81003-53	2
5	NUT, M10-8-B HEX NYLON ZINC LOCK	F81033-1	6
6	FITTING, 6SAE MALE-1/4NPT FEMALE	014686	1
7	FITTING, 1/4NPT-3/8 BARB	014685	1



REF	DESCRIPTION (◆ indicates parts available in assemblies only)	PART #	QTY	
8	FITTING, 3/8 O-RING-3/8JIC	014687	7	
9	FITTING, #6SAE 45 DEG ELBOW	015489	2	
10	FITTING, #4SAE-#6SAE 45 DEG ELBOW	015488	4	
11	FITTING, 1/4JIC-3/8 O-RING	P26284	3	
12	ZN-140 UNF9/16-18/7/16-20	555134	1	
13	BOLT, M10X125 8.8 CARRIAGE ZINC	F81003-34	2	
14	GUARD, 8-SECTION HYDRAULIC VALVE RUBBER	545673	1	
15	COVER, 8-SECTION VALVE GUARD	545674-1	1	
16	SCREW, #10-24 X 1/2 SELF-TAPPING	F05015-7	6	
17	WASHER, 5.5 SPECIAL FLAT ZINC	F81052-3	2	
18	NUT, M5-8 HEX ZINC	F81030-1	2	
19	BOLT, M5X12-5.8 HEX HEAD FULL THREAD ZIN	F81000-5	2	
20	SWITCH, 2A 125V R-LEVER NO/NC/COM	014765	1	
21	WASHER, 3.2 ZINC	F81050-2	2	
22	SCREW, M3X20-5.8-A ZINC	F81000-8	2	
23	NUT, M3-6 ZINC	F81028-2	2	
24	CLAMP, 11/16 WORM	061807	1	
25	GROMET, WIRE	P04137	2	
26	WRAP, TKUV 20/5 TIE	F05089-1	6	
27	CONNECTOR, 16-14GA FI BUTT	F04875-1	2	
28	CABLE, OLFLEX 400P 2X1	R80583-5	1	
29	CAP	555383-1	1	
30	WASHER, 6.4 ZINC FLAT	F81053-1	4	
31	BOLT, M6X12-8.8 HEX HEAD FULL THREAD ZIN	F81001-7	4	
32	COVER, TOP, BOX FRONT	555458-1	1	
33	BOLT, M10X16-8.8 HEX HEAD FULL THREAD ZI	F81003-13	5	

9.29 Front Box. 555410

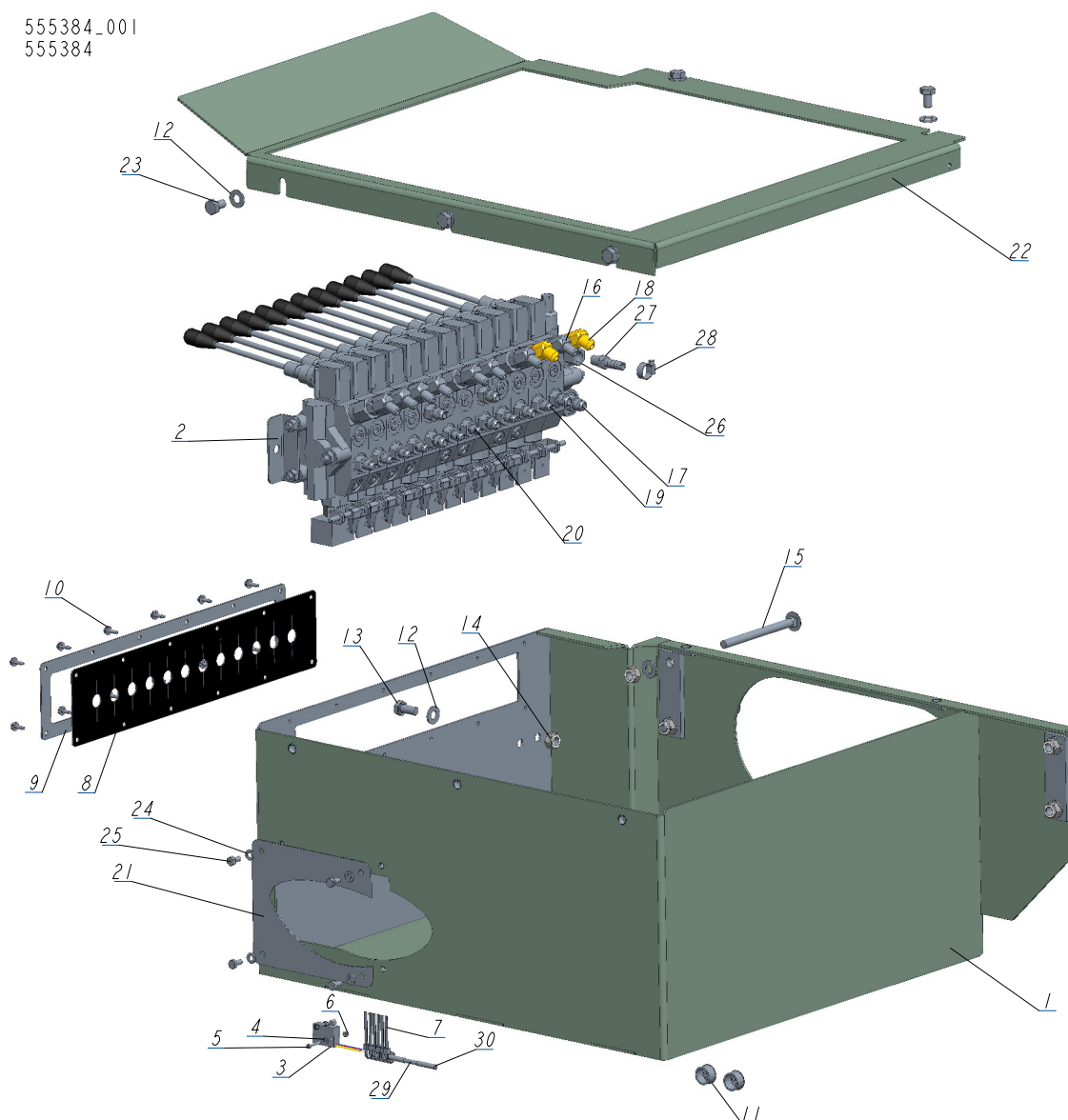


REF	DESCRIPTION (◆ indicates parts available in assemblies only)	PART #	QTY
-	<b>BOX, FRONT 11SEC DHS5/LT40/70 KPL.</b>	555410	1
1	BOX, FRONT	555415-1	1
2	HYDRAULIC VALVE 11 SEC. HDS11/10	510568_	1
3	WASHER, 10.5 FLAT ZINC	F81055-1	11
4	BOLT, ISO 4017-M10X20-8.8-A2E HEX HEAD	F81003-53	2
5	NUT, M10-8-B HEX NYLON ZINC LOCK	F81033-1	6
6	COVER, 11-SECTION VALVE RUBBER	518926	1
7	COVER, 11-SECTION VALVE GUARD	510571-1	1

REF	DESCRIPTION (◆ indicates parts available in assemblies only)	PART #	QTY	
8	BOLT, M10X125 8.8 CARRIAGE ZINC	F81003-34	2	
9	FITTING, 6SAE MALE-1/4NPT FEMALE	014686	1	
10	FITTING, 1/4NPT-3/8 BARB	014685	1	
11	CLAMP, 11/16 WORM	061807	1	
12	SCREW, #10-24 X 1/2 SELF-TAPPING	F05015-7	12	
13	SWITCH, 2A 125V R-LEVER NO/NC/COM	014765	1	
14	WASHER, 3.2 ZINC	F81050-2	2	
15	SCREW, M3X20-5.8-A ZINC	F81000-8	2	
16	NUT, M3-6 ZINC	F81028-2	2	
17	FITTING, #6SAE 45 DEG ELBOW	015489	2	
18	FITTING, #4SAE-#6SAE 45 DEG ELBOW	015488	7	
19	FITTING, 3/8 O-RING-3/8JIC	014687	7	
20	FITTING, 1/4JIC-3/8 O-RING	P26284	6	
21	ZN-140 UNF9/16-18/7/16-20	555134	1	
22	GROMET, WIRE	P04137	2	
23	CAP	555383-1	1	
24	WASHER, 6.4 ZINC FLAT	F81053-1	4	
25	BOLT, M6X12-8.8 HEX HEAD FULL THREAD ZIN	F81001-7	4	
26	COVER, TOP, BOX FRONT	555382-1	1	
27	BOLT, M10X16-8.8 HEX HEAD FULL THREAD ZI	F81003-13	5	
28	WRAP, TKUV 20/5 TIE	F05089-1	6	
29	CONNECTOR, 16-14GA FI BUTT	F04875-1	2	
30	CABLE, OLFLEX 400P 2X1	R80583-5	1	

### 9.30 Front Box, 555384

555384\_001  
555384

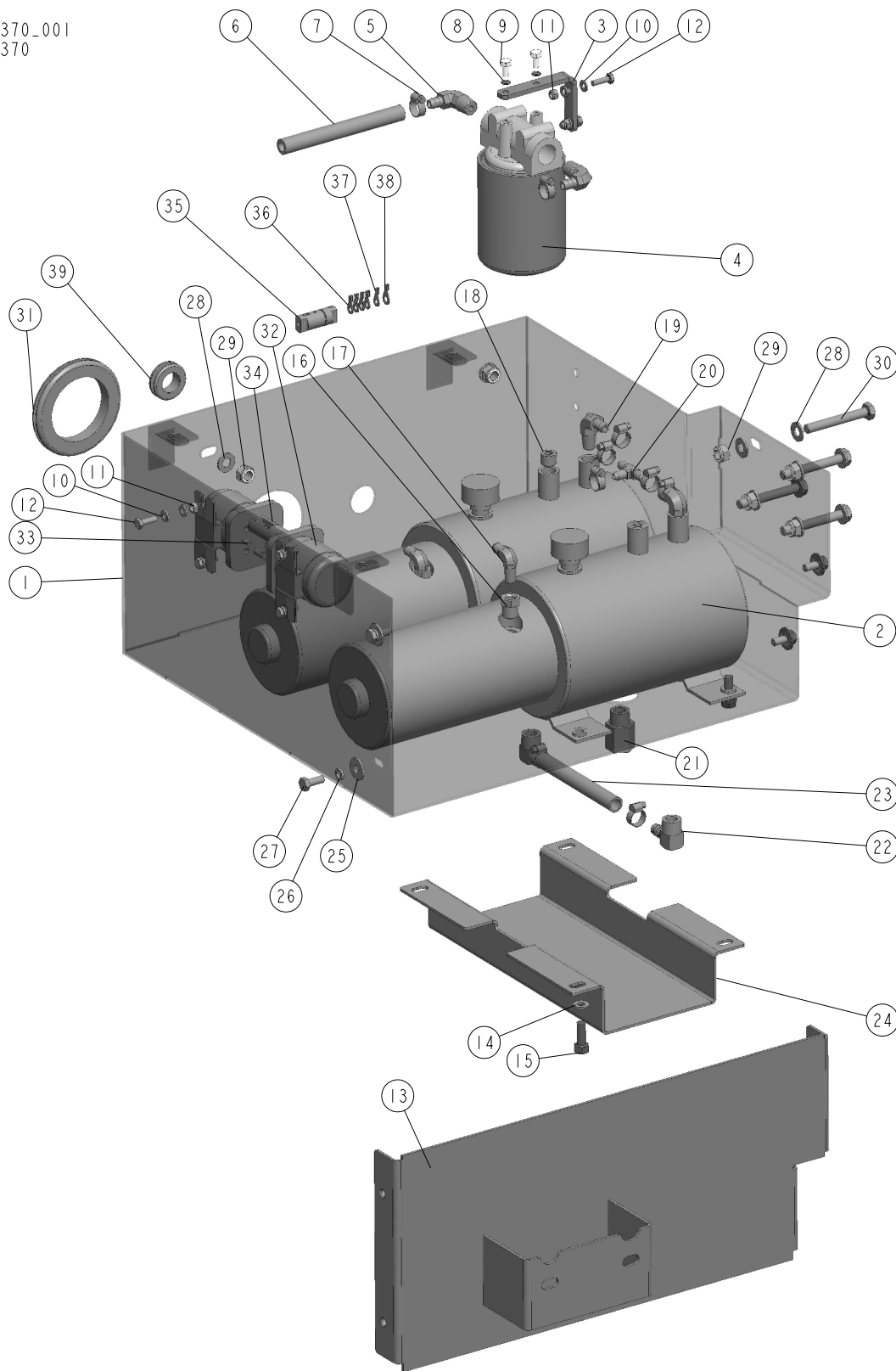


REF	DESCRIPTION (◆ indicates parts available in assemblies only)	PART #	QTY
-	<b>BOX, FRONT LT40/70/DHS7 COMPLETE</b>	555384	1
1	BOX, FRONT	555385-1	1
2	VALVE, HYDRAULIC 12-SECTION HDS11/10	555130	1
3	MICROSWITCH, HYDRAULIC VALVE	014765	1
4	WASHER, 3.2 FLAT ZINC	F81050-2	2
5	SCREW, M3X20-5.8-A-PAN HEAD	F81000-8	2
6	NUT, M3-6- HEX NYLON ZINC LOCK	F81028-2	2
7	WRAP, TKUV 20/5 TIE	F05089-1	6
8	GUARD, RUBBER HYDRAULIC VALVE 12-SECTION	555129	1
9	PLATE, HYDRAULIC VALVE 12-SECTION	555128-1	1
10	BOLT, #10-24X1/2 SELF-TAPPING	F05015-7	12
11	GROMMET, HEYCO WIRE	P04137	2
12	WASHER, 10.5 FLAT ZINC	F81055-1	11

REF	DESCRIPTION (◆ indicates parts available in assemblies only)	PART #	QTY	
13	BOLT, ISO 4017-M10X20-8.8-A2E HEX HEAD	F81003-53	2	
14	NUT, M10-8-B NYLON HEX ZINC LOCK	F81033-1	6	
15	BOLT, M10X125 CARRIAGE	F81003-34	2	
16	FITTING, #4 SAE - #6 SAE 45° ELBOW	015488	8	
17	FITTING, 3/8" O-RING X 3/8" JIC	014687	7	
18	FITTING, #6SAE 45 DEG ELBOW	015489	2	
19	FITTING, 1/4JIC-3/8 O-RING	P26284	7	
20	ZN-140 UNF9/16-18/7/16-20	555134	1	
21	CAP	555383-1	1	
22	COVER TOP, BOX FRONT	555382-1	1	
23	BOLT, M10X16-8.8 HEX HEAD FULL THREAD ZI	F81003-13	5	
24	WASHER, 6.4 FLAT ZINC	F81053-1	4	
25	BOLT, M6X12-8.8 HEX HEAD FULL THREAD ZIN	F81001-7	4	
26	FITTING, 6SAE MALE-1/4NPT FEMALE	014686	1	
27	FITTING, 1/4NPT-3/8 BARB	014685	1	
28	CLAMP, 11/16 WORM	061807	1	
29	CABLE, OLFLEX 400P 2X1	R80583-5	1	
30	CONNECTOR, 14 GAUGE BUTT	F04875-1	2	

9.31 589518-1Rear Box. 555370

555370\_001  
555370

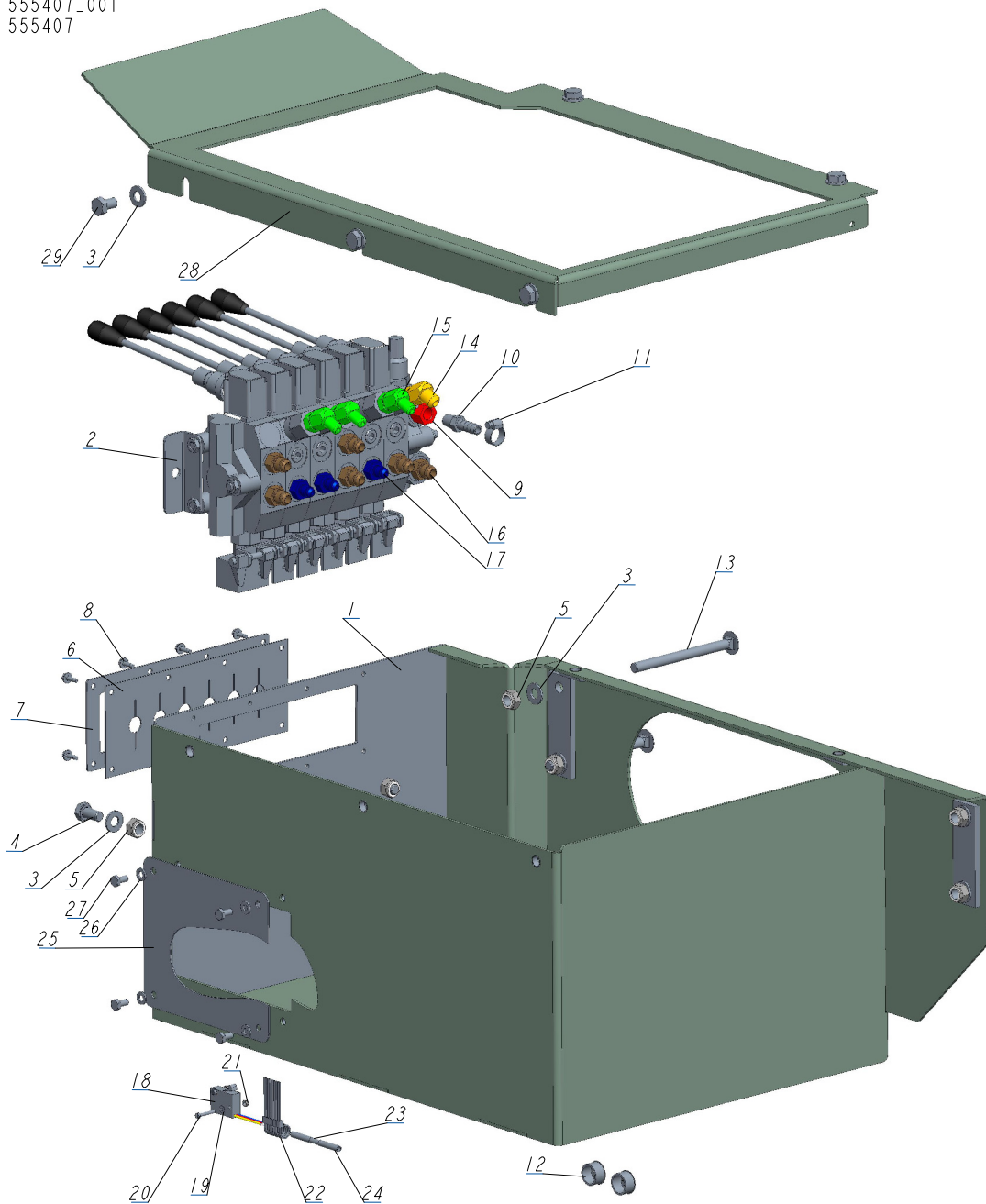


REF	DESCRIPTION (◆ indicates parts available in assemblies only)	PART #	QTY	
-	BOX REAR LT40/70/DC COMPLETE	555370	1	
1	BOX, REAR	555371-1	1	

REF	DESCRIPTION (◆ indicates parts available in assemblies only)	PART #	QTY	
2	PUMP ASSY, W/MOTOR HYDRAULIC	P12701	2	
3	BRACKET, OIL FILTER	550029-1	1	
4	MANIFOLD, W/FILTER	P22683	1	
5	FITTING, 1/2NPT-3/8 BARB ELBOW	P12707	2	
6	HOSE, 3/8" LOW PRESSURE HYDRAULIC	R01892-1	1	
7	CLAMP, 11/16 WORM	061807	9	
8	WASHER, Z 6.1 SPLIT LOCK	F81053-3	2	
9	BOLT, 1/4-20X1/2 HEX HEAD	F05005-15	2	
10	WASHER, M6, FLAT,ZINC	F81053-1	12	
11	NUT, M6-8-B NYLON HEX ZINC LOCK	F81031-2	6	
12	BOLT, M6X20 8.8 HEX HEAD FULL THREAD ZIN	F81001-2	6	
13	PLATE, SIDE	555378-1	1	
14	WASHER, 8.4 FLAT,ZINC	F81054-1	8	
15	BOLT, 3/8-16X1 HEX HEAD	F05007-7	8	
16	FITTING, 3/8" NPT X 1/4" NPT REDUCER	015490	2	
17	FITTING, 1/4NPTX1/4JIC MALE ELBOW	P09142	2	
18	CAP, 3/8 " NPT HYDRAULIC PUMP TANK	085694	2	
19	FITTING, 3/8NPT-3/8 BARB ELBOW	P12708	2	
20	FITTING, 3/8 BARB TEE	015485	1	
21	FITTING, 1/2NPT-1/2NPT ADAPTOR	015995	2	
22	FITTING, 1/2NPT-1/2 HOSE BARB 90DEG.	015997	2	
23	HOSE, 1/2" ID HYDRAULIC LOW PRESSURE	R02133	1	
24	GUARD, HYDRAULIC CROSSOVER	092707-1	1	
25	WASHER, 8.5 SPECIAL FLAT ZINC	F81054-11	4	
26	WASHER 8,2 SPLIT LOCK ZINC	F81054-4	4	
27	BOLT, M8X20-8.8-B HEX HEAD FULL THREAD Z	F81002-4	4	
28	WASHER, 10.5 FLAT ZINC	F81055-1	10	
29	NUT, M10-8-B HEX NYLON ZINC LOCK	F81033-1	6	
30	BOLT, M10X75-8.8 HEX HEAD ZINC	F81003-15	4	
31	COVER, 80 MM RUBBER	089293	1	
32	SOLENOID, 200A 12V SPST CONT. DUTY	015470	2	
33	DIODE, INDUCTIVE KICK PROTECTION - COMPL	087496	2	
34	BOOT, 5/8 BLACK BATTERY TERMINAL	S11947	2	
35	FITTING, FUSE, WITH WIRE CE PROTECTION	E85238	1	
36	TERMINAL, KO 2.5/5 RING	F81064-1	4	
37	TERMINAL, KO 1/10 RING	F81064-11	1	
38	TERMINAL, 2.5/6 RING	F81064-13	1	
39	GROMMET, 22MM RUBBER	087400	1	

9.32 Front Box. 555407

555407\_001  
555407

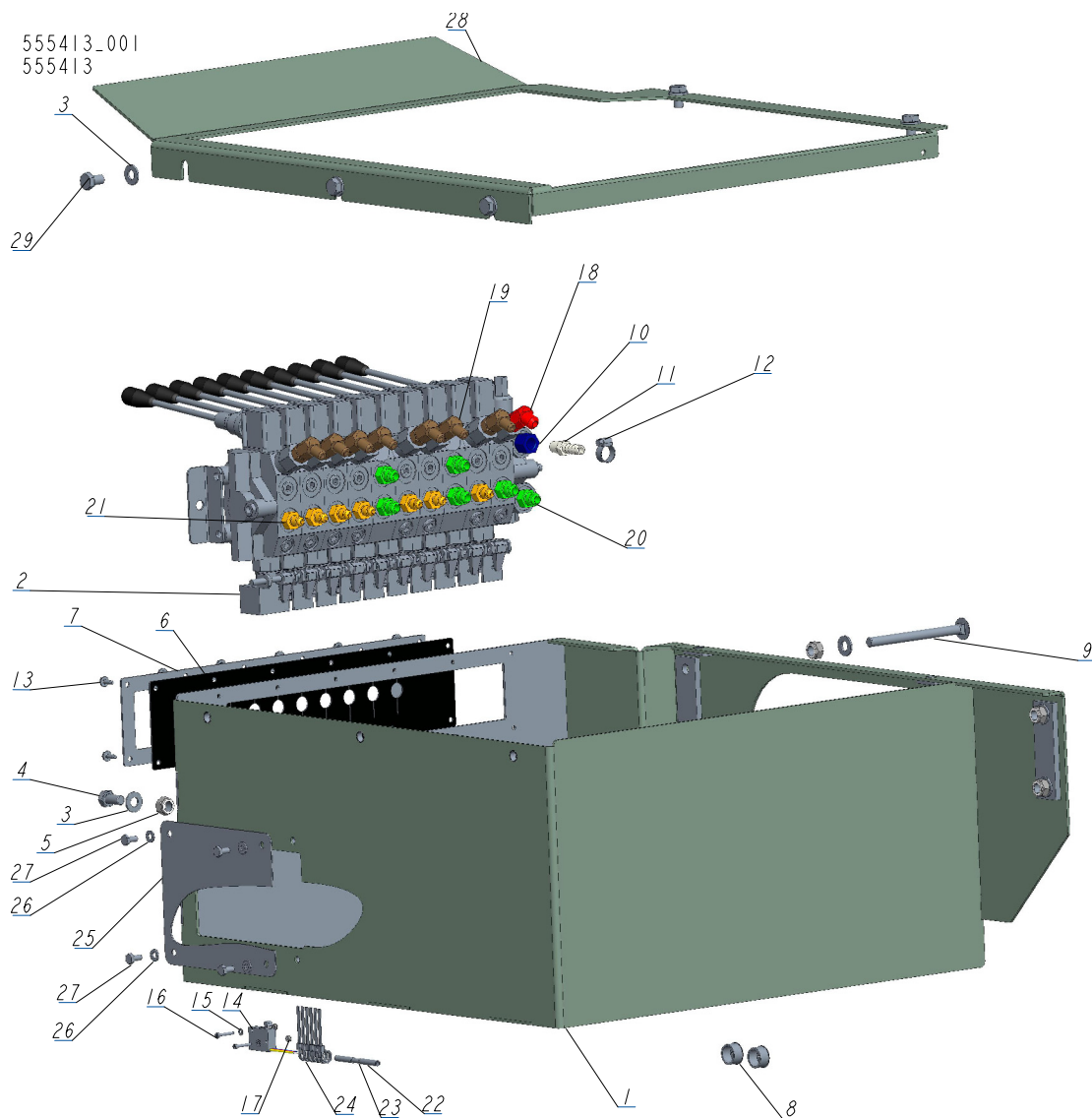


REF	DESCRIPTION (◆ indicates parts available in assemblies only)	PART #	QTY
-	<b>BOX, FRONT, 6 SEC. DH3/LT20/LT40/70 COMPLETE</b>	555407	1
1	BOX, FRONT	555417-1	1
2	VALVE, 6 SECTION HDS10/6-6	015260_	1
3	WASHER, 10.5 FLAT ZINC	F81055-1	11
4	BOLT, ISO 4017-M10X20-8.8-A2E HEX HEAD	F81003-53	2
5	NUT, M10-8-B HEX NYLON ZINC LOCK	F81033-1	6
6	GUARD, RUBBER VALVE DOUBLE	015079	1
7	COVER, VALVE GUARD PTD	086519-1	1



REF	DESCRIPTION (◆ indicates parts available in assemblies only)	PART #	QTY	
8	SCREW, #10-24 X 1/2 SELF-TAPPING	F05015-7	8	
9	FITTING, 6SAE MALE-1/4NPT FEMALE	014686	1	
10	FITTING, 1/4NPT-3/8 BARB	014685	1	
11	CLAMP, 11/16 WORM	061807	1	
12	GROMET, WIRE	P04137	2	
13	BOLT, M10X125 8.8 CARRIAGE ZINC	F81003-34	2	
14	FITTING, #6SAE 45 DEG ELBOW	015489	1	
15	FITTING, #4SAE-#6SAE 45 DEG ELBOW	015488	3	
16	FITTING, 3/8 O-RING-3/8JIC	014687	6	
17	FITTING, 1/4JIC-3/8 O-RING	P26284	3	
18	SWITCH, 2A 125V R-LEVER NO/NC/COM	014765	1	
19	WASHER, 3.2 ZINC	F81050-2	2	
20	SCREW, M3X20-5.8-A ZINC	F81000-8	2	
21	NUT, M3-6 ZINC	F81028-2	2	
22	WRAP, TKUV 20/5 TIE	F05089-1	5	
23	CONNECTOR, 16-14GA FI BUTT	F04875-1	2	
24	CABLE, OLFLEX 400P 2X1	R80583-5	1	
25	CAP	555383-1	1	
26	WASHER, 6.4 ZINC FLAT	F81053-1	4	
27	BOLT, M6X12-8.8 HEX HEAD FULL THREAD ZIN	F81001-7	4	
28	COVER, TOP, BOX FRONT	555458-1	1	
29	BOLT, M10X16-8.8 HEX HEAD FULL THREAD ZI	F81003-13	5	

**9.33 Front Box. 555413**

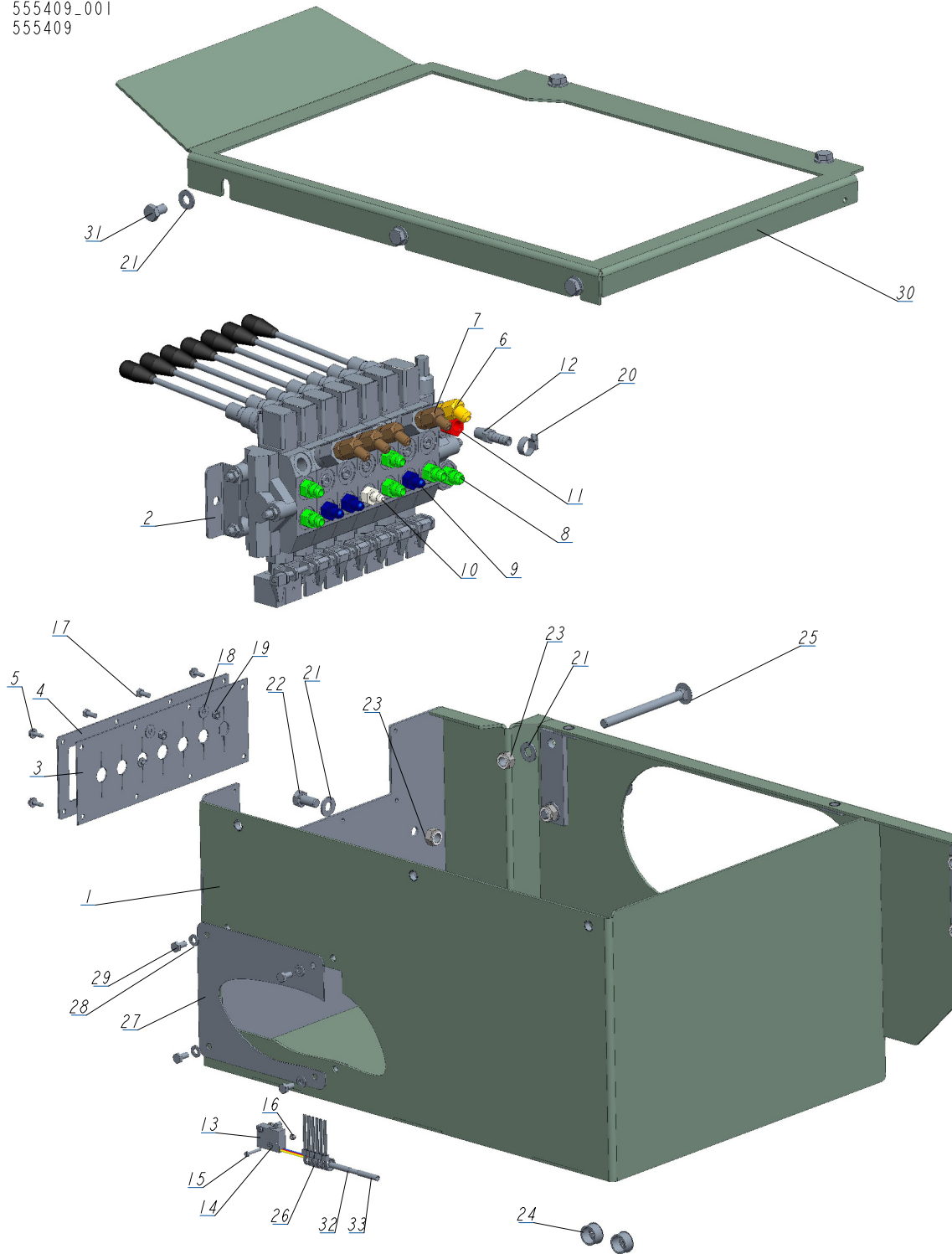


REF	DESCRIPTION (◆ indicates parts available in assemblies only)	PART #	QTY
-	<b>BOX, FRONT 10 SEC. DH5/DH7/LT20/40/70 COMPLETE</b>	555413	1
1	BOX, FRONT	555415-1	1
2	VALVE, HDS11/10-6 10-SECTION	091344	1
3	WASHER, 10.5 FLAT ZINC	F81055-1	11
4	BOLT, ISO 4017-M10X20-8.8-A2E HEX HEAD	F81003-53	2
5	NUT, M10-8-B HEX NYLON ZINC LOCK	F81033-1	6
6	GUARD, 10-SECTION RUBBER HYDRAULIC VALVE	091739	1
7	PLATE, 10-SECTION VALVE	091826-1	1
8	GROMET, WIRE	P04137	2
9	BOLT, M10X125 8.8 CARRIAGE ZINC	F81003-34	2
10	FITTING, 6SAE MALE-1/4NPT FEMALE	014686	1
11	FITTING, 1/4NPT-3/8 BARB	014685	1
12	CLAMP, 11/16 WORM	061807	1
13	#10-24X1/2 SLF TP SC	F05015-7	12

REF	DESCRIPTION (◆ indicates parts available in assemblies only)	PART #	QTY	
14	SWITCH, 2A 125V R-LEVER NO/NC/COM	014765	1	
15	WASHER, 3.2 FLAT ZINC	F81050-2	2	
16	SCREW, M3X20-5.8-A SLOTTED CHEESE HEAD Z	F81000-8	2	
17	NUT, M3-6 HEX NYLON ZINC LOCK	F81028-2	2	
18	FITTING, #6SAE 45 DEG ELBOW	015489	1	
19	FITTING, #4SAE-#6SAE 45 DEG ELBOW	015488	7	
20	FITTING, 3/8 O-RING-3/8JIC	014687	6	
21	FITTING, 1/4JIC-3/8 O-RING	P26284	7	
22	CABLE, OLFLEX 400P 2X1	R80583-5	1	
23	CONNECTOR, 16-14GA FI BUTT	F04875-1	2	
24	WRAP, TKUV 20/5 TIE	F05089-1	6	
25	CAP	555383-1	1	
26	WASHER, M6, FLAT,ZINC	F81053-1	4	
27	BOLT, M6X12-8.8 HEX HEAD FULL THREAD ZIN	F81001-7	4	
28	COVER, TOP, BOX, FRONT	555382-1	1	
29	BOLT, M10X16-8.8 HEX HEAD FULL THREAD ZI	F81003-13	5	

9.34 Front Box. 555409

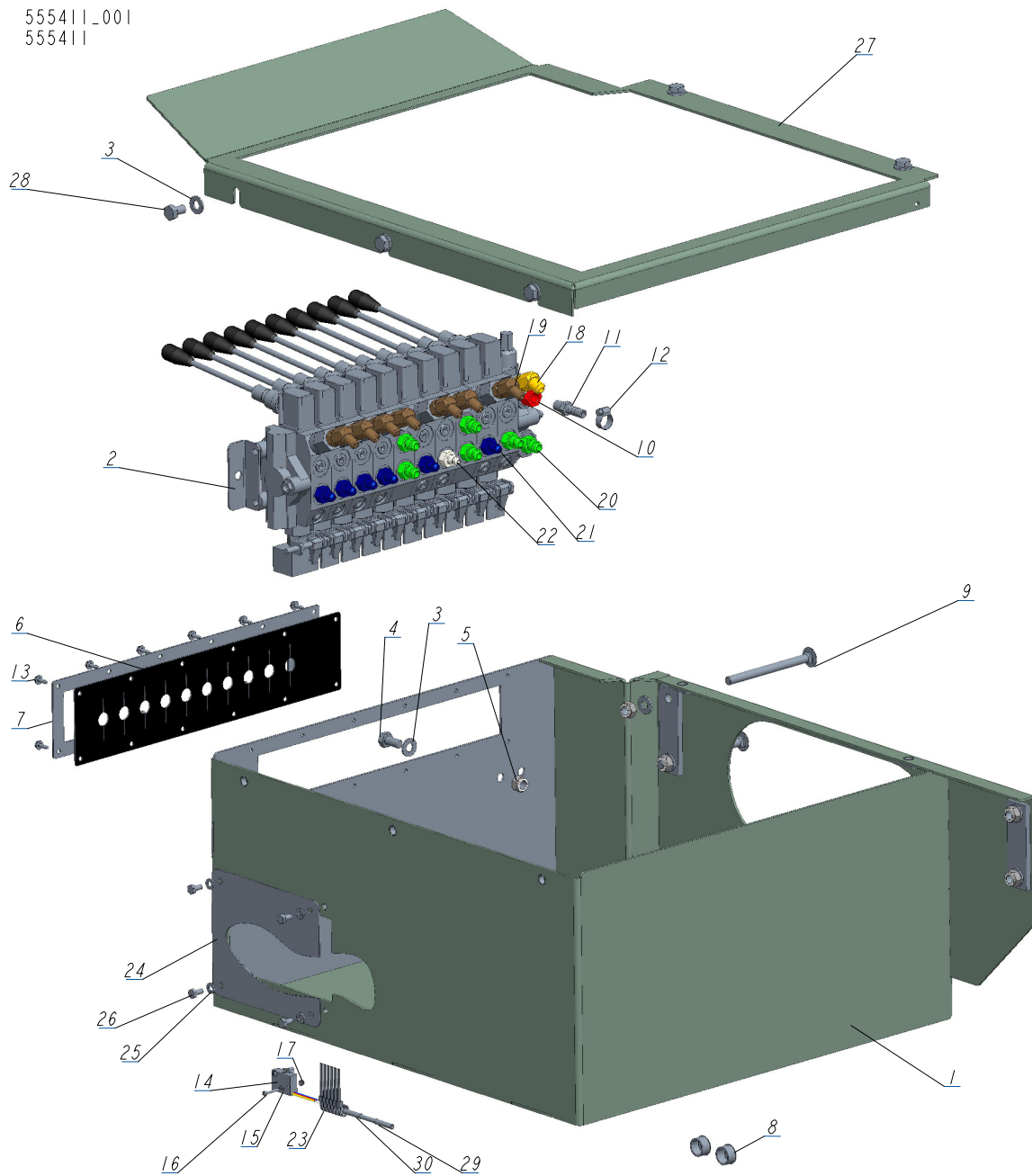
555409\_001  
555409



REF	DESCRIPTION (◆ indicates parts available in assemblies only)	PART #	QTY
-	<b>BOX FRONT, 7 SEC. DHP3/LT40/70</b>	555409	1
1	BOX, FRONT	555419-1	1
2	VALVE, 7-SECTION DC HYDRAULIC	545657	1
3	GUARD, 7-SECTION HYD. VALVE RUBBER	510566	1

REF	DESCRIPTION (◆ indicates parts available in assemblies only)	PART #	QTY	
4	PLATE, RUBBER GUARD MOUNTING	510567-1	1	
5	SCREW, #10-24 X 1/2 SELF-TAPPING	F05015-7	6	
6	FITTING, #6SAE 45 DEG ELBOW	015489	1	
7	FITTING, #4SAE-#6SAE 45 DEG ELBOW	015488	4	
8	FITTING, 3/8 O-RING-3/8JIC	014687	6	
9	FITTING, 1/4JIC-3/8 O-RING	P26284	3	
10	ZN-140 UNF9/16-18/7/16-20	555134	1	
11	FITTING, 6SAE MALE-1/4NPT FEMALE	014686	1	
12	FITTING, 1/4NPT-3/8 BARB	014685	1	
13	SWITCH, 2A 125V R-LEVER NO/NC/COM	014765	1	
14	WASHER, 3.2 ZINC	F81050-2	2	
15	SCREW, M3X20-5.8-A ZINC	F81000-8	2	
16	NUT, M3-6 ZINC	F81028-2	2	
17	BOLT, M5X12-5.8 HEX HEAD FULL THREAD ZIN	F81000-5	2	
18	WASHER, 5.5 SPECIAL FLAT ZINC	F81052-3	2	
19	NUT, M5-8 HEX ZINC	F81030-1	2	
20	CLAMP, 11/16 WORM	061807	1	
21	WASHER, 10.5 FLAT ZINC	F81055-1	11	
22	BOLT, ISO 4017-M10X20-8.8-A2E HEX HEAD	F81003-53	2	
23	NUT, M10-8-B HEX NYLON ZINC LOCK	F81033-1	6	
24	GROMET, WIRE	P04137	2	
25	BOLT, M10X125 8.8 CARRIAGE ZINC	F81003-34	2	
26	WRAP, TKUV 20/5 TIE	F05089-1	6	
27	CAP	555383-1	1	
28	WASHER, 6.4 ZINC FLAT	F81053-1	4	
29	BOLT, M6X12-8.8 HEX HEAD FULL THREAD ZIN	F81001-7	4	
30	COVER, TOP, BOX FRONT	555458-1	1	
31	BOLT, M10X16-8.8 HEX HEAD FULL THREAD ZI	F81003-13	5	
32	CONNECTOR, 16-14GA FI BUTT	F04875-1	2	
33	CABLE, OLFLEX 400P 2X1	R80583-5	1	

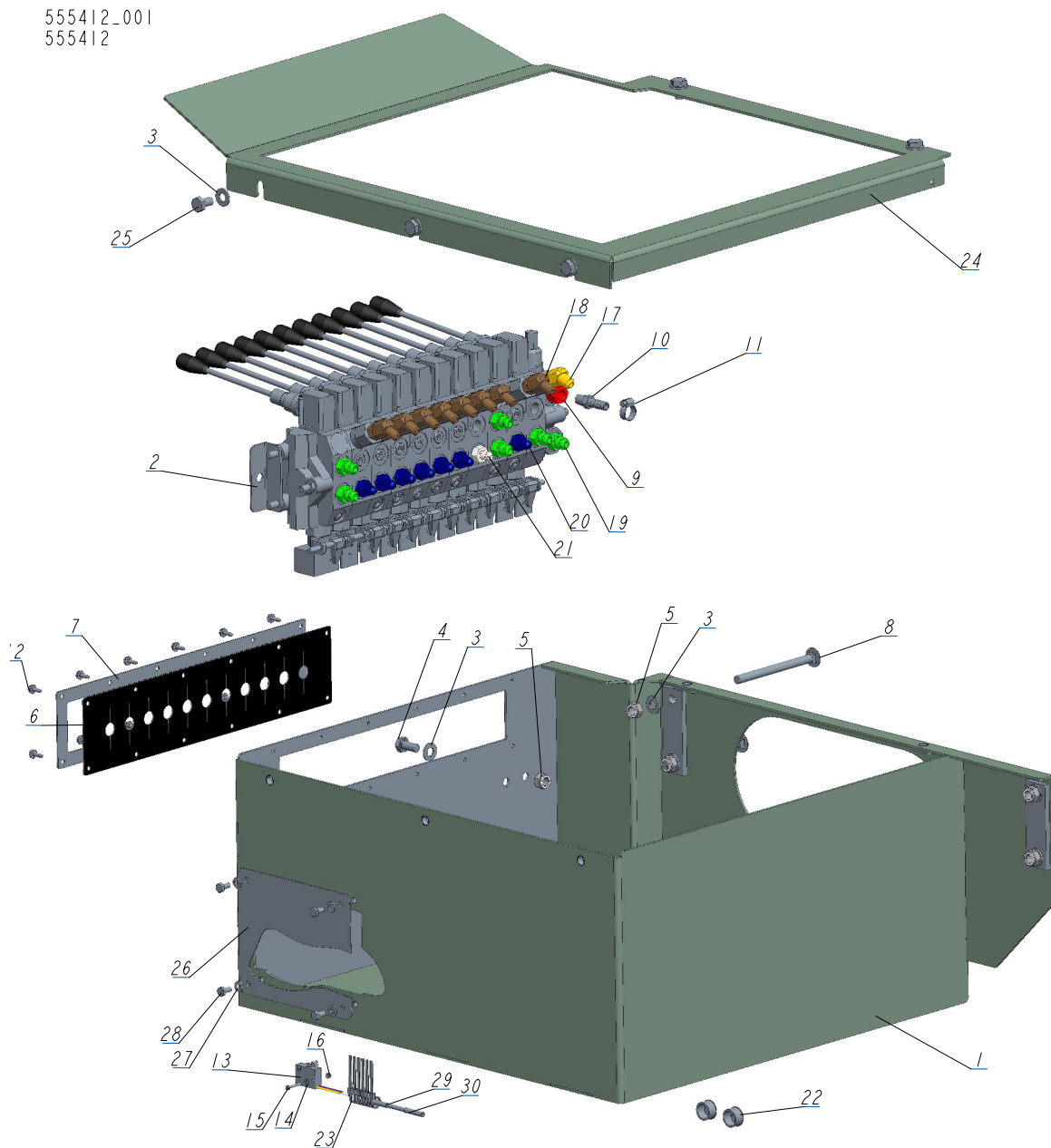
### 9.35 Front Box. 555411



REF	DESCRIPTION (◆ indicates parts available in assemblies only)	PART #	QTY
-	<b>BOX, FRONT, 10 SEC. DHP5/LT40/70 COMPLETE</b>	555411	1
1	BOX, FRONT	555415-1	1
2	VALVE, HDS11/10-6 10-SECTION	091344	1
3	WASHER, 10.5 FLAT ZINC	F81055-1	11
4	BOLT, ISO 4017-M10X20-8.8-A2E HEX HEAD	F81003-53	2
5	NUT, M10-8-B HEX NYLON ZINC LOCK	F81033-1	6
6	GUARD, 10-SECTION RUBBER HYDRAULIC VALVE	091739	1
7	PLATE, 10-SECTION VALVE	091826-1	1
8	GROMET, WIRE	P04137	2

REF	DESCRIPTION (◆ indicates parts available in assemblies only)	PART #	QTY	
9	BOLT, M10X125 8.8 CARRIAGE ZINC	F81003-34	2	
10	FITTING, 6SAE MALE-1/4NPT FEMALE	014686	1	
11	FITTING, 1/4NPT-3/8 BARB	014685	1	
12	CLAMP, 11/16 WORM	061807	1	
13	SCREW, #10-24 X 1/2 SELF-TAPPING	F05015-7	12	
14	SWITCH, 2A 125V R-LEVER NO/NC/COM	014765	1	
15	WASHER, 3.2 ZINC	F81050-2	2	
16	SCREW, M3X20-5.8-A ZINC	F81000-8	2	
17	NUT, M3-6 ZINC	F81028-2	2	
18	FITTING, #6SAE 45 DEG ELBOW	015489	1	
19	FITTING, #4SAE-#6SAE 45 DEG ELBOW	015488	7	
20	FITTING, 3/8 O-RING-3/8JIC	014687	6	
21	FITTING, 1/4JIC-3/8 O-RING	P26284	6	
22	ZN-140 UNF9/16-18/7/16-20	555134	1	
23	WRAP, TKUV 20/5 TIE	F05089-1	6	
24	CAP	555383-1	1	
25	WASHER, 6.4 ZINC FLAT	F81053-1	4	
26	BOLT, M6X12-8.8 HEX HEAD FULL THREAD ZIN	F81001-7	4	
27	COVER, TOP, BOX FRONT	555382-1	1	
28	BOLT, M10X16-8.8 HEX HEAD FULL THREAD ZI	F81003-13	5	
29	CABLE, OLFLEX 400P 2X1	R80583-5	1	
30	CONNECTOR, 16-14GA FI BUTT	F04875-1	2	

### 9.36 Front Box. 555412



REF	DESCRIPTION (◆ indicates parts available in assemblies only)	PART #	QTY
-	<b>BOX, FRONT 11SEC. DHP7/LT40/70 COMPLETE</b>	555412	1
1	BOX, FRONT	555415-1	1
2	HYDRAULIC VALVE 11 SEC. HDS11/10	510568_	1
3	WASHER, 10.5 FLAT ZINC	F81055-1	11
4	BOLT, ISO 4017-M10X20-8.8-A2E HEX HEAD	F81003-53	2
5	NUT, M10-8-B HEX NYLON ZINC LOCK	F81033-1	6
6	COVER, 11-SECTION VALVE RUBBER	518926	1
7	COVER, 11-SECTION VALVE GUARD	510571-1	1
8	BOLT, M10X125 8.8 CARRIAGE ZINC	F81003-34	2
9	FITTING, 6SAE MALE-1/4NPT FEMALE	014686	1



REF	DESCRIPTION (◆ indicates parts available in assemblies only)	PART #	QTY	
10	FITTING, 1/4NPT-3/8 BARB	014685	1	
11	CLAMP, 11/16 WORM	061807	1	
12	SCREW, #10-24 X 1/2 SELF-TAPPING	F05015-7	12	
13	SWITCH, 2A 125V R-LEVER NO/NC/COM	014765	1	
14	WASHER, 3.2 ZINC	F81050-2	2	
15	SCREW, M3X20-5.8-A ZINC	F81000-8	2	
16	NUT, M3-6 ZINC	F81028-2	2	
17	FITTING, #6SAE 45 DEG ELBOW	015489	1	
18	FITTING, #4SAE-#6SAE 45 DEG ELBOW	015488	8	
19	FITTING, 3/8 O-RING-3/8JIC	014687	6	
20	FITTING, 1/4JIC-3/8 O-RING	P26284	7	
21	ZN-140 UNF9/16-18/7/16-20	555134	1	
22	GROMET, WIRE	P04137	2	
23	WRAP, TKUV 20/5 TIE	F05089-1	6	
24	COVER, TOP, BOX FRONT	555382-1	1	
25	BOLT, M10X16-8.8 HEX HEAD FULL THREAD ZI	F81003-13	5	
26	CAP	555383-1	1	
27	WASHER, 6.4 ZINC FLAT	F81053-1	4	
28	BOLT, M6X12-8.8 HEX HEAD FULL THREAD ZIN	F81001-7	4	
29	CONNECTOR, 16-14GA FI BUTT	F04875-1	2	
30	CABLE, OLFLEX 400P 2X1	R80583-5	1	