

Wood-Mizer®

Parts Manual

LT70L AH

rev. B1.05



Safety is our #1 concern! Read and understand all safety information and instructions before operating, setting up or maintaining this machine.

May 2002

Table of Contents

Section-Page

Form #1046

*General Contact Information
Branches & Authorized Sales Centers*

SECTION 1	GENERAL INFORMATION	1-1
1.1	How To Use The Parts List	1-1
1.2	Sample Assembly	1-1
SECTION 2	BLADE GUIDE ROLLERS & ARM	2-1
2.1	Blade Guide Assembly, Idle Side	2-1
2.2	Blade Guide Assembly, Drive Side	2-2
2.3	Blade Guide Arm Drive Assembly.....	2-4
2.4	Blade Guide Mount Assembly, Drive Side	2-6
SECTION 3	BLADE WHEELS & TENSIONER	3-1
3.1	Blade Drive Assembly.....	3-1
3.2	Idle Blade Wheel Assembly	3-2
3.3	Hydraulic Blade Tensioner Assembly.....	3-4
3.4	Sawdust Flow Guide.....	3-6
SECTION 4	SAW HEAD	4-1
4.1	Middle Throat Screw	4-1
4.2	Drive Belt Tensioner LT70 AC.....	4-1
4.3	Board Return Assembly (Optional).....	4-2
4.4	Water Lube Assembly	4-4
4.5	LT70AC Saw Head Decals	4-5
4.6	Blade Housing Covers.....	4-7
4.7	Sawdust Chute	4-8
4.8	Saw Head Protection Kit, LT70L Mobile	4-9
SECTION 5	CONTROL BOXES	5-1
5.1	Control Assembly, LT70 AH	5-1
5.2	Drum Switches	5-3
5.3	Circuit Breakers.....	5-4
5.4	Front Panel Assembly & Harnesses	5-5
5.5	Solenoids	5-6
SECTION 6	UP/DOWN SYSTEM	6-1
6.1	Up/Down Rollers & Covers	6-1
6.2	Blade Height Scale	6-2
6.3	Up/Down Chain & Sprockets.....	6-3
6.4	Up/Down Drive Assembly	6-4
6.5	Safety Switches	6-6

Table of Contents

Section-Page

SECTION 7	FEED SYSTEM & TRACK ROLLERS	7-1
7.1	Upper Track Rollers And Wipers.....	7-1
7.2	Power Feed Assembly	7-3
7.3	Feed Chain/Stop	7-5
7.4	Lower Track Rollers.....	7-6
SECTION 8	BED FRAME ASSEMBLY	8-1
8.1	Bed Rail Assembly (L Type Frame)	8-1
8.2	Bed Rail Assembly (L Type Frame)	8-2
8.3	Bed Rail Assembly (L Type Frame)	8-3
8.4	Bed Rail Assembly (L Type Frame)	8-4
8.5	Leg, Stationary	8-5
8.6	Pivot Bed Rail Assembly.....	8-6
8.7	Log Side Support Assembly (Manual)	8-7
8.8	Board Return Table (LT40/70L Option)	8-9
8.9	Bed Frame Decals.....	8-10
8.10	Saw Head Support Assembly	8-11
8.11	LT40/7LT70 L Saw Head Support Assembly	8-12
8.12	Tie Down Chain Assembly	8-13
8.13	Remote Equipment Option	8-14
8.14	Board Return Roller Assembly	8-16
SECTION 9	HYDRAULIC SYSTEM	9-1
9.1	Hydraulic hoses, LT20L/LT40L/LT70L AH	9-1
	<i>Protective Conduits, LT70 Series A/DH Hydraulic Hoses</i>	
9.2	Hydraulic Control Box, LT20L/LT40L/70L AH7 (Option)	9-3
9.3	Hydraulic Control Box, LT20/40/70 AC 11-Section (Option)	9-5
9.4	Hydraulic Control Box, LT40/70 AH15/14	9-8
9.5	Hydraulic Control Box	9-10
9.6	Hydraulic Power Supply Strip.....	9-11
9.7	Hydraulic Log Loader	9-12
9.8	Hydraulic Log Turner.....	9-14
9.9	Hydraulic Log Clamp, Front and Rear	9-15
9.10	Hydraulic Log Clamp	9-17
9.11	Hydraulic Toe Board, Middle.....	9-19
9.12	Hydraulic Log Side Supports (L Type Frame).....	9-20
9.13	Hydraulic Toe Board	9-22
9.14	Power Toe Roller (Option)	9-23
9.15	Power Toe Roller (Option)	9-24

Getting Service

Wood-Mizer is committed to providing you with the latest technology, best quality and strongest customer service available on the market today. We continually evaluate our customers' needs to ensure we're meeting current wood-processing demands. Your comments and suggestions are welcome.

General Contact Information

From Europe call your local distributor or our European Headquarters and Manufacturing Facility in Kolo, Nagórna 114 St, Poland at **+48-63-2626000**. From the continental U.S., call our U.S. Headquarter 8180 West 10th St. Indianapolis, IN 46214, toll-free at **1-800-525-8100**. Ask to speak with a Customer Service Representative. Please have your machine identification number and your customer number ready when you call. The Service Representative can help you with questions about the operation and maintenance of your machine. He also can schedule you for a service call.

Office Hours:

Country	Monday - Friday	Saturday	Sunday
Poland	7 a.m.- 3 p.m.	Closed	Closed
US	8 a.m.- 5 p.m.	8 a.m.- 12 p.m	Closed

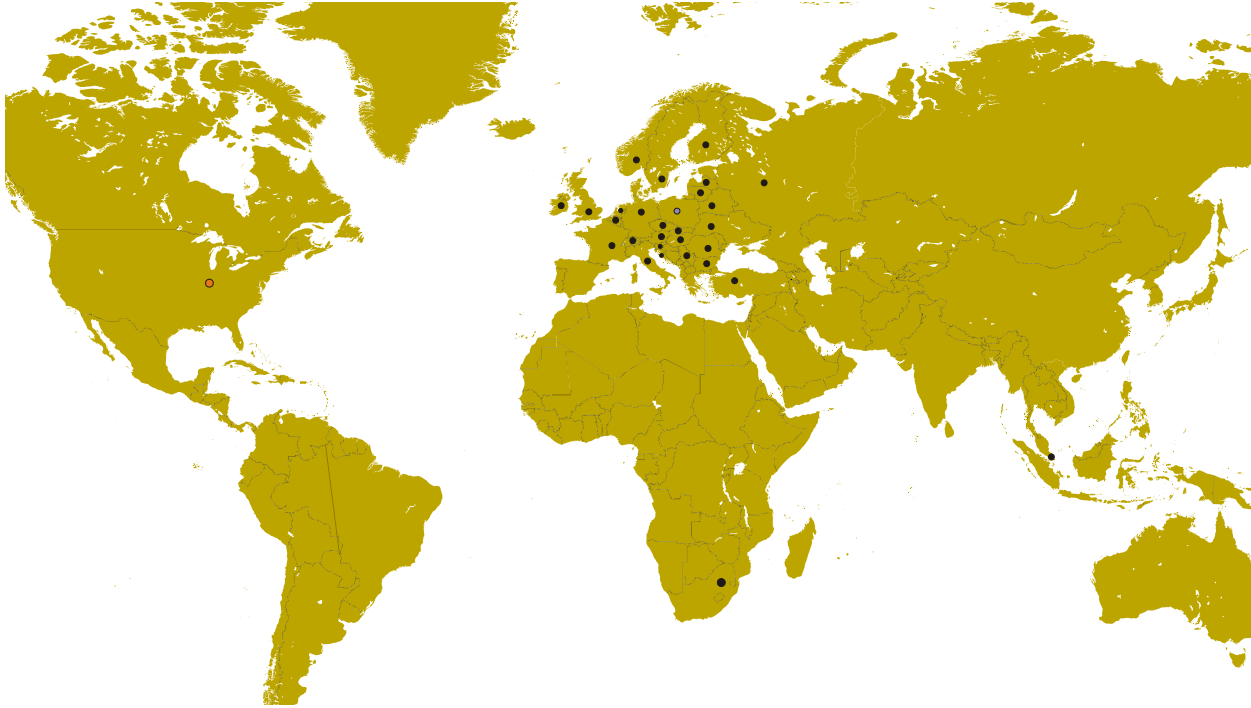
Please have your vehicle identification number and your customer number ready when you call.

Wood-Mizer will accept these methods of payment:

- Visa, Mastercard, or Discover
- COD
- Prepayment
- Net 15 (with approved credit)

Be aware that shipping and handling charges may apply. Handling charges are based on size and quantity of order.

Branches & Authorized Sales Centers



EUROPE		UNITED STATES
<p>European Headquarters Wood-Mizer Industries Sp. z o.o. Nagórna 114, 62-600 Kolo, Poland Tel.: +48-63-26-26-000 Fax: +48-63-27-22-327 www.woodmizer.eu</p>		<p>World Headquarters Wood-Mizer LLC 8180 West 10th Street Indianapolis, Indiana 46214-2400, USA Tel.: +1-317-271-1542 Fax: +1-317-273-1011 www.woodmizer.com</p>
<p>BELARUS MOST-GRUPP Siemashko 15, k.3 Minsk 2200116 Tel.: +375-17-270-90-08 Fax: +375-17-270-90-08 GSM: +375-29-649-90-80 e-mail: most-by@mail.ru</p>	<p>SWITZERLAND Bruno Steiner Striegelgasse 2 CH-6214 Schenkon Tel.: +41-41-921-13-01 Fax: +41-41-922-18-87 e-mail: info@mobilsaegen.ch</p>	<p>RUSSIA Dariusz Mikołajewski OOO WOOD-MIZER INDUSTRIES 141031, Moscow Reg., Mytishenski raj., pos. Veshki, Zavodskaja str., 3B Tel.Fax: +7(495) 788-72-35 Tel.Fax: +7(495) 641-51-60 e-mail: dariuszm@woodmizer-moscow.ru</p>
<p>BULGARIA Kalin Simeonov Ecotechproduct 38 Star Lozenski pat str. Sofia 1186 Tel.: +359-2-462-7035 Tel.: +359-2-963-1656 Tel./Fax : +359-2-979-1710 Kalin Simeonov GSM: +3592-963-2559 e-mail: office@ecotechproduct.com</p>	<p>HUNGARY Wiktor Turoczy Wood-Mizer Hungary K.F.T. Szonyi Ut 67., 2921 Komárom Tel./Fax: +36-34-346-255 e-mail: woodmizer@woodmizer.hu</p>	<p>RUSSIA Far East Wladimir Glazczew "WM Service" Krasnoretskenskaya Str.111 680006 Khabarovsk Tel./Fax: +7-914-541-1183 e-mail: wms-khv@mail.ru</p>

<p>CROATIA Krešimir Pregernik Pregimex d.o.o. S. Batušića 31, 10090 Zagreb Tel./Fax: +3851-38-94-668 Krešimir Pregernik GSM: +3851-98-207-106 e-mail: Kresimir.Pregernik@gmail.com</p>	<p>ITALY Pasquale Felice Wood-Mizer Italia Srl Cda. Capoiaccio SN 86012 Cercemaggiore Campobasso Tel./Fax: +39-0874-798-357 GSM: +39-333-281-03-79 e-mail: wmitaliasrl@gmail.com</p>	<p>SERBIA Dragan Markov Wood-Mizer Balkan d.o.o. Svetosavska GA 3/3; P. Fah 25 23 300 Kikinda Tel./Fax: +381-230-25-754 Tel./Fax: +381-230-23-567 GSM: +381-63-568-658 e-mail: office@woodmizer.co.yu</p>
<p>CZECH REPUBLIC Miroslaw Greill Wood-Mizer CZ s.r.o. Osvaldova 91 339 01 Klatovy-Luby Tel./Fax: +420-376-312-220 Fax: +420-376-319-011 Miroslaw Greill GSM: +420-723-580-799 e-mail: greill@woodmizer.cz</p>		<p>SLOVAKIA Wiktor Turoczy Wood-Mizer Danubia s.r.o. Hadovce 5, 94501 Komárno Tel.: +421-35-77-40-316 Fax: +421-35-7740-326 GSM: +421-905-930-972 e-mail: woodmizer@woodmizer.sk</p>
<p>CZECH REPUBLIC Lubomir Kudlik Wood-Mizer Moravia Sovadinova 6 69002 Breclav Tel./Fax: +420-519-322-443 Lubomir Kudlik GSM: +420-602-734-792 e-mail: info@wood-mizer.net</p>	<p>LATVIA Vilmars Jansons OBERTS Ltd Gaujas str. 32/2 LV-2167 Marupe, Rigas Raj. Tel.: +371-7-810-666 Fax: +371-7-810-655 Vilmars Jansons GSM: +371-92-06-966 Andris Orols GSM: +371-28-33-07-90 e-mail: andris@oberts.lv</p>	<p>TURKEY Er-Ka Ahsap Profil Kerestecilik San. ve Tic. Ltd. Sti. Adana Keresteciler Sitesi 191 sk No.41 ADANA Tel.: +90-322-346-15-86 Fax: +90-322-345-17-07 GSM: +90-533-363-18-44 e-mail: info@erkaahsap.com.tr</p>
<p>FINLAND Howard Blackbourn Oy Falkberg Jordbruk Ab Falkintie 220 25610 Ylonkyla Tel.: +358-2732-2253 Fax: +358-2732-2263 Howard Blackbourn GSM: +358-440-424-339 e-mail: falkberg@woodmizer.fi</p>	<p>LITHUANIA Andrius Zuzevicius UAB Singlis Savanoriu pr. 187, 2053 Vilnius Tel.: +370-5-2-32-22-44 Fax: +370-5-2-64-84-15 GSM: +370-620-28-645 e-mail: andrius.z@singlis.lt</p> <p>Dmitrij Gaiduk GSM: +370-69-84-51-91 e-mail: dmitrijus.g@singlis.lt</p>	<p>UKRAINE Ivan Vinnicki MOST UKRAINA bul. Myru 3, Bajkivtsi Ternoplskyj r-j Ternopolska oblast 47711 Ukraine Tel/Fax: +38 (0352) 52 37 74 GSM: +38 (067) 352 54 34 GSM: +38 (067) 674 50 68 E-mail: most-ukraina@ukr.net</p>
<p>FRANCE Laurence Serrurier Wood-Mizer France Zac du Prè Marechal Route de Fruges 62560 Fauquembergues Tel: +33-321-930-544 Fax: +33-321-930-990 GSM: +33-607-025-282 Mail: lserrurier@woodmizer.fr</p>	<p>NORWAY Odd Edvoll Wood-Mizer Nordic AS Vardelia 17, 2020 Skedsmokorset Tel.: +47-63-87-49-89 Fax: +47-63-87-37-66 GSM: +47-930-42-335 e-mail: odd.edvoll@woodmizer.no</p> <p>e-mail: firmapost@woodmizer.no</p>	<p>UNITED KINGDOM & IRELAND Wood-Mizer UK Hopfield Barn Kenward Road, Yalding Kent ME18 6JP, UK Tel.: +44-1622-813-201 Fax: +44-1622-815-534 e-mail: info@woodmizer.co.uk</p>
<p>SLOVENIA Jan Fale FAMTEH d.o.o. Gacnikova pot 2, 2390 Ravne na Koroskem Tel.: +386-2-62-04-232 Fax: +386-2-62-04-231 Jan Fale GSM: +386-2-62-04-230 e-mail: jan.fale@famteh.si</p> <p>Matjaz Kolar Tel.: +386-2-62-04-232 GSM: +386-31-775-999 e-mail: matjaz.kolar@famteh.si</p>		

<p>GERMANY Klaus Longmuss Wood-Mizer Sägewerke GmbH Dorfstraße 5, 29485 Schletau Tel.: +49-5883-9880-10 Fax: +49-5883-9880-20 e-mail: info@woodmizer.de</p> <p>Klaus Longmuss Tel.: +49-5883-9880-12 GSM: +49-17-298-55-892 e-mail: KLongmuss@woodmizer.de</p>	<p>Subagent: SWEDEN Kjell Larsson Mekwood AB Slingan 14, 812 41 Gästrike-Hammarby Tel.: +46-290-515-65 Kjell Larsson GSM: +46-706-797-965 e-mail: kjell.larsson@mekwood.se</p>	<p>IRELAND Wood-Mizer Ireland Stephen Brennan Cum Lahardane Ballina County Mayo Tel: +353 96 51345</p> <p>E-mail: brennanmill@ericom.net</p>
<p>Subagents: DENMARK Brian Jensen Amborgvej 9, 7330 Brande- Fasterholt Tel.: +45-971-88-265 Fax: +45-971-88-266 Brian Jensen GSM: +45-23-49-5828 e-mail: Fasterholt-Savvaerk@Mail.Tele.dk</p>	<p>ROMANIA Adrian Echert SC WOOD-MIZER RO SRL TRANSILVANIEI Nr. 5 Sibiu, Cisnadia 555300 Tel./Fax: : +40-369-405-433 GSM: +40-745-707-323 e-mail: aeichert@woodmizer.ro</p>	<p>Regional Manager - Asia Wood-Mizer Asia Pte Ltd. James Wong Tel: +65 81216910 Fax: +65 6283 8636 WWW: www.woodmizerasia.com E-mail: jwong@woodmizerasia.com</p>
<p>Netherlands Chris Dragt Lange Brink 77d, 7317 BD Apeldoorn Tel.: +31-55312-1833 Fax: +31-55312-2042 e-mail: Info@dragtbosbouw.nl</p>	<p>Subagent: ROMANIA M. Echert S.C. Echert Comprod s.r.l Str. Schitului Nr. 6, Apt.7 etajul-1 725 70 Vatra Dornei, Romania Tel./Fax: +40-230-374-235 Tel. : +40-740-35-35-74</p>	<p>Regional Manager - Africa Wood-Mizer Africa Jean-Jacques Oelofse UNIT 3, LEADER PARK, NO: 20 CHARIOT ROAD STORMILL, EXT 5, Roodepoort, Johannesburg Tel: +27 011 473 1313 Fax: +27 011 473 2005 Jean-Jacques Oelofse E-mail: jjoelofse@woodmizerafrika.com Jean-Jacques Oelofse Skype: jean.jacques.pierre.oelofse</p>

SECTION 1 GENERAL INFORMATION

1.1 How To Use The Parts List

- Use the index above to locate the assembly that contains the part you need.
- Go to the appropriate section and locate the part in the illustration.
- Use the number pointing to the part to locate the correct part number and description in the table.
- Parts shown indented under another part are included with that part.
- Parts marked with a diamond (◆) are only available in the assembly listed above the part.

See the sample table below. Sample Part #A01111 includes part F02222-2 and subassembly A03333. Subassembly A03333 includes part S04444-4 and subassembly K05555. The diamond (◆) indicates that S04444-4 is not available except in subassembly A03333. Subassembly K05555 includes parts M06666 and F07777-77. The diamond (◆) indicates M06666 is not available except in subassembly K05555.

1.2 Sample Assembly				
REF	DESCRIPTION (◆ Indicates Parts Available In Assemblies Only)	PART #	QTY.	
	Sample Assembly, Complete (Includes All Indented Parts Below)	A01111	1	
1	Sample Part	F02222-22	1	
	Sample Subassembly (Includes All Indented Parts Below)	A03333	1	
2	Sample Part (◆ Indicates Part Is Only Available With A03333)	S04444-4	1	◆
	Sample Subassembly (Includes All Indented Parts Below)	K05555	1	
3	Sample Part (◆ Indicates Part Is Only Available With K05555)	M06666	2	◆
4	Sample Part	F07777-77	1	

To Order Parts:

- From Europe call our European Headquarters and Manufacturing Facility in Kolo, Poland at **+48-63-2626000**. From the continental U.S., call our toll-free Parts hotline at **1-800-525-8100**. Have your customer number, vehicle identification number, and part numbers ready when you call. From other international locations, contact the Wood-Mizer distributor in your area for parts.

Office Hours:

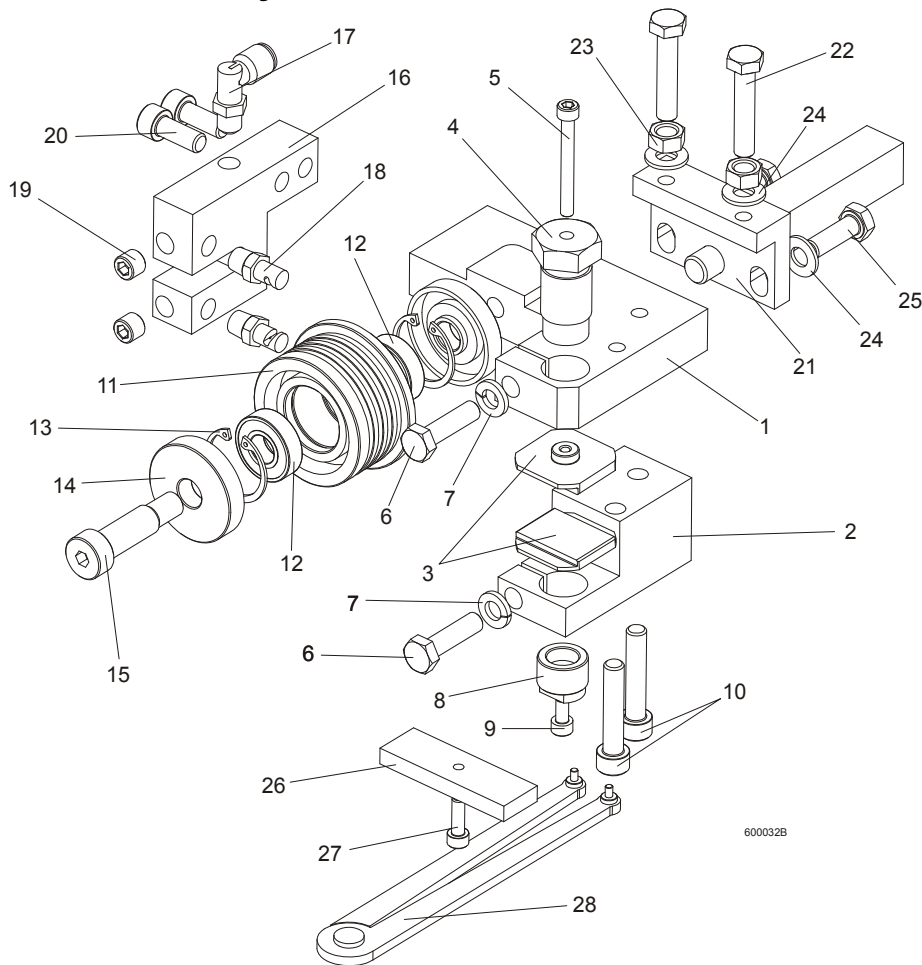
Country	Monday - Friday	Saturday	Sunday
Poland	7-15	Closed	Closed
US	8 a.m.- 5 a.m.	8 a.m.- 12 p.m.	Closed



CAUTION! It is strongly recommended that only original spare parts be used.

SECTION 2 BLADE GUIDE ROLLERS & ARM

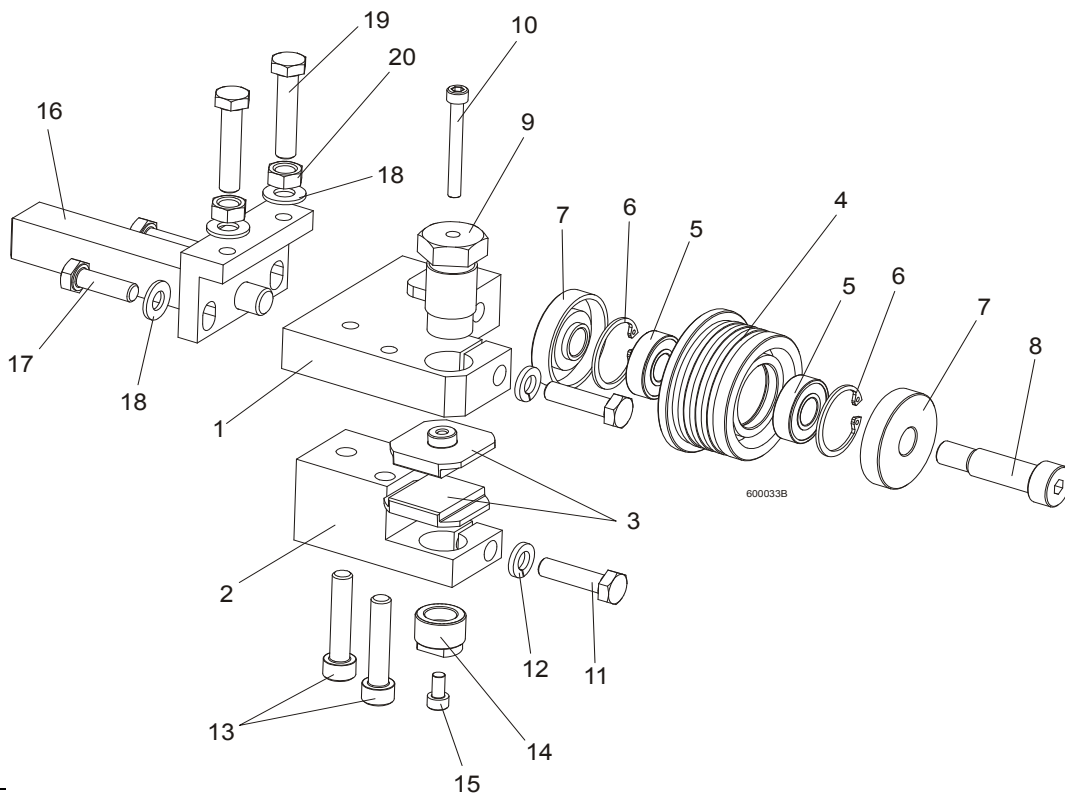
2.1 Blade Guide Assembly, Idle Side



REF.	DESCRIPTION (◆ Indicates Parts Available In Assemblies Only)	PART#	QTY.
	BLADE GUIDE ASSEMBLY, IDLE SIDE, EXTENDED (for optional use with 1 1/2" blades)	092997	1
1	Block, Blade Guide Mount Zinc-plated	090947-1	1
2	Block, Lower Ceramic Pad Mount Zinc-plated	090948-1	1
3	Block, Blade Guide Zinc	093430-1	2
4	Bolt, Upper Pad Adjustment Zinc-plated	089515-1	1
5	Screw, M5x45 DIN912 A2-70 Hex Socket Head Cap Stainless Steel	F81000-24	1
6	Bolt, M8x30 DIN933 A2-70 Stainless Steel	F81002-27	2
7	Washer, 8.2 Split Lock Zinc	F81054-4	2
8	Screw, Lower Pad Adjuster Zinc-plated	090945-1	1
9	Screw, M5x10 DIN912 A2-70 Hex Socket Head Cap Stainless Steel	F81000-23	1
10	Screw, M8x40-8.8 Hex Socket Head Cap Zinc	F81002-29	2
	Roller, Blade Guide W/Bearing, Extended	092939	1
11	Roller, Blade Guide Extended	087890	1
12	Bearing, 6001 2RSR NACHI	087893	2
13	Ring, W28 Inside Retaining	F81090-9	2
14	Washer, Blade Guide Roller Spacer Zinc-plated	087891-1	1
	Washer, Blade Guide Roller Spacer Zinc-plated	087892-1	1

15	Screw, 12/M10x30 12.9 ISO 7379 Socket Head Shoulder	F81003-70	1	
	Screw, 12/M10x35 12.9 ISO 7379 Socket Head Shoulder, (used with the Extended Roller only)	F81003-48	1	
16	Block, Nozzle Mounting Zinc-plated	090487-1	1	
17	Fitting, 90° Elbow 1/8NPT-1/4 Tube Swivel	P09736	1	
18	Nozzle, Blade Lube Spray	033479	2	
19	Plug, M10x1 DIN 906 BN40 "BOSSARD"	F81015-3	2	
20	Screw, M8x20-8.8 Hex Socket Head Cap Zinc	F81002-30	2	
21	Pivot Weldment, Blade Guide Zinc-plated	089509-1	1	
22	Bolt, M8x40 DIN933 A2-70 Stainless Steel	F81002-28	2	
23	Nut, M8 DIN934 A2-70 Stainless Steel	F81032-7	2	
24	Washer, 8.4 Zinc Flat	F81054-1	4	
25	Bolt, M8x25 DIN933 A2-70 Stainless Steel	F81002-26	2	
	Block, Blade Guide Alignment	090951	1	
26	Block, Blade Guide Alignment Zinc-plated	090805-1	1	
27	Screw, M5x16-8.8 Hex Socket Head Cap Zinc	F81000-25	1	
28	Tool, 62860-3 (PERSCHMAN) Lower Pad Adjustment	090949	1	

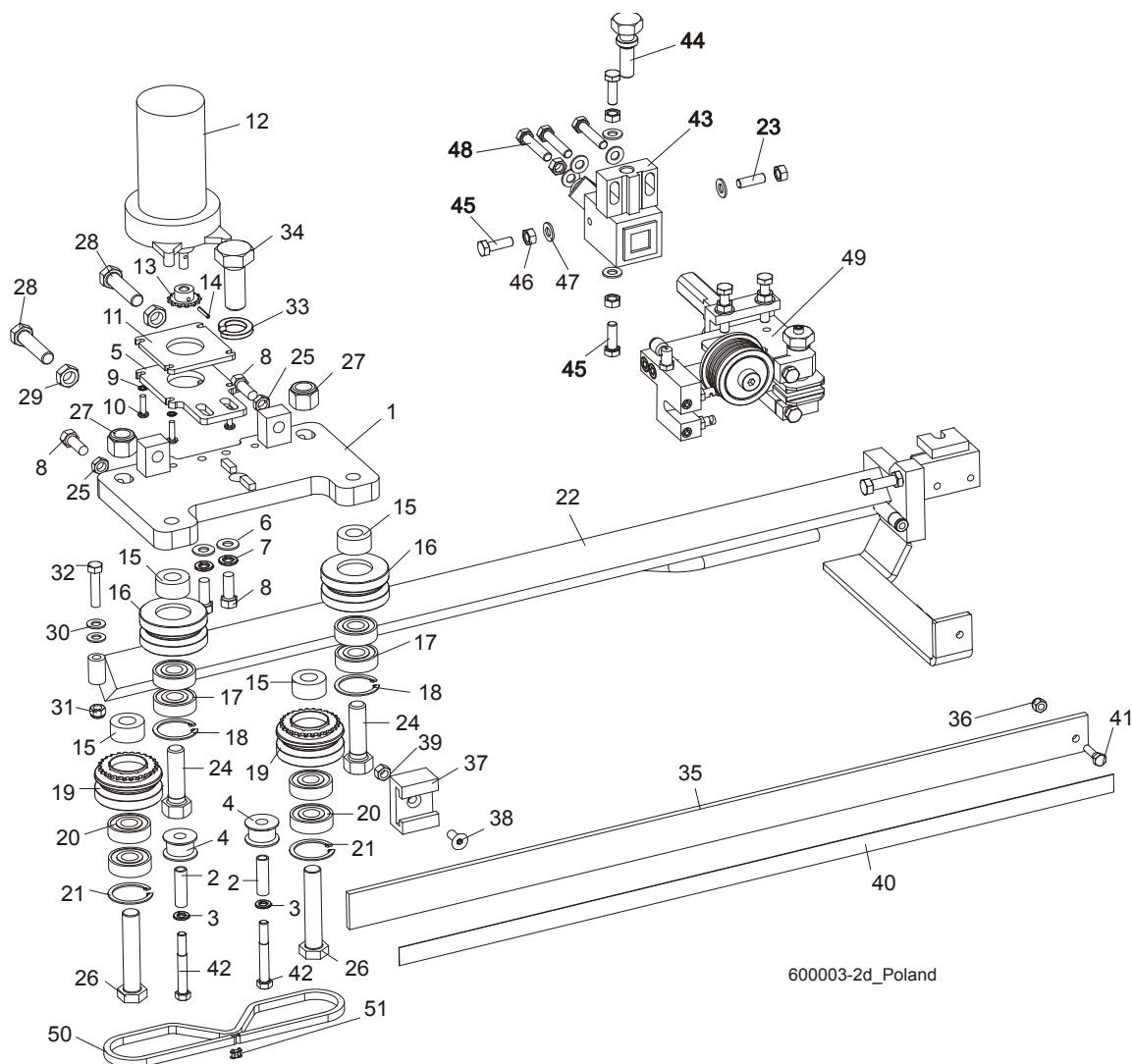
2.2 Blade Guide Assembly, Drive Side



REF.	DESCRIPTION (◆ Indicates Parts Available In Assemblies Only)	PART#	QTY.	
	BLADE GUIDE ASSEMBLY, DRIVE SIDE, EXTENDED (for optional use with 1 1/2" blades)	092998	1	
1	Block, Blade Guide Mount Zinc-plated	090944-1	1	
2	Block, Lower Ceramic Pad Mount Zinc-plated	090946-1	1	
3	Block, Blade Guide Zinc	093430-1	2	
	Roller, Blade Guide W/Bearing, Extended	092939	1	
4	Roller, Blade Guide Extended	087890	1	

5	Bearing, 6001 2RSR NACHI	087893	2	◆
6	Ring, W28 Inside Retaining	F81090-9	2	
7	Washer, Blade Guide Roller Spacer Zinc-plated	087891-1	1	
	Washer, Blade Guide Roller Spacer Zinc-plated	087892-1	1	
8	Screw, 12/M10x30 12.9 ISO 7379 Socket Head Shoulder	F81003-70	1	
	Screw, 12/M10x35 12.9 ISO 7379 Socket Head Shoulder (used with the Extended Roller only)	F81003-48	1	
9	Bolt, Upper Pad Adjustment	089515	1	
10	Screw, M5x45 DIN912 A2-70 Hex Socket Head Cap Stainless Steel	F81000-24	1	
11	Bolt, M8x30 DIN933 A2-70 Stainless Steel	F81002-27	2	
12	Washer, 8.2 Split Lock Zinc	F81054-4	2	
13	Screw, M8x40-8.8 Hex Socket Head Cap Zinc	F81002-29	2	
14	Screw, Lower Pad Adjustment Zinc-plated	090945-1	1	
15	Screw, M5x10 DIN912 A2-70 Hex Socket Head Cap Stainless Steel	F81000-23	1	
16	Pivot Weldment, Blade Guide Zinc-plated	089509-1	1	
17	Bolt, M8x25 DIN933 A2-70 Stainless Steel	F81002-26	2	
18	Washer, 8.4 Zinc Flat	F81054-1	4	
19	Bolt, M8x40 DIN933 A2-70 Stainless Steel	F81002-28	2	
20	Nut, M8 DIN934 A2-70 Stainless Steel	F81032-7	2	

2.3 Blade Guide Arm Drive Assembly

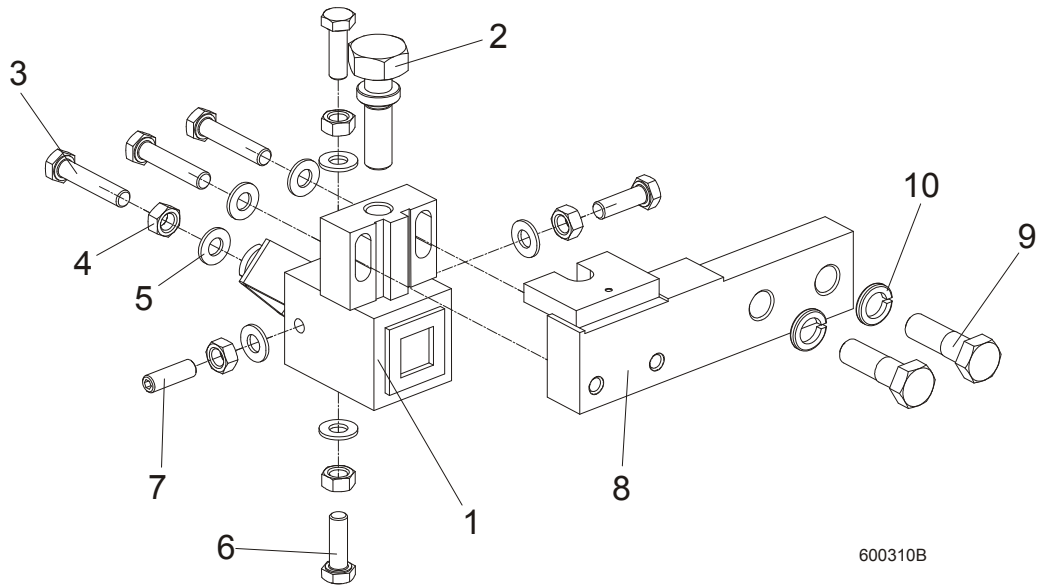


600003-2d_Poland

REF.	DESCRIPTION (◆ Indicates Parts Available In Assemblies Only)	PART#	QTY.
	BLADE GUIDE ARM ASSEMBLY	090950	1
1	Plate Weldment, Blade Guide Arm Zinc-plated	090800-1	1
2	Bushing, 0.322 x 0.44 x 1 1/2" Spacer	S09996	2
3	Washer, 5/16" Split Lock Zinc	F05011-13	2
4	Roller, Chain Guide	090801	2
5	Plate, Blade Guide Motor Mount Ptd	090803-1	1
6	Washer, 10.5 Zinc Flat	F81055-1	2
7	Washer, 3/8" Zinc Flat	F05011-4	2
8	Bolt, M10 x 25 8.8 Hex Head Full Thread	F81003-31	4
9	Washer, 5.3 Zinc Flat	F81052-1	4
10	Screw, #10-32 x 3/4 CrS1 Phillips Head	F05004-38	4
11	Plate, Spacer Ptd	090802-1	1
12	Motor, 53:1 Gear ASA Blade Guide Arm	P09698-1	1
13	Sprocket, 25B13 x .3130	P09970	1
14	Pin, 3 x 14 Zinc Roll	F81044-4	1
15	Spacer, Drive Roller Zinc-plated	090804-1	4

	ROLLER ASSEMBLY, BLADE GUIDE ARM IDLER	042543	2	
16	Housing, 2 1/2" V-Groove	042536	1	
17	Bearing, 6203 2RSP6-5/8 CX	095087	2	
18	Ring, 1.575" ID 5002-156 Retaining	F04254-8	1	
	ROLLER ASSEMBLY, BLADE GUIDE ARM DRIVE	042542	2	
19	Housing, 2 1/2" V-Groove W/Sprocket	042541	1	
20	Bearing, 6203 2RSP6-5/8 CX	095087	2	
21	Ring, 1.575" ID 5002-156 Retaining	F04254-8	1	
22	Arm Weldment, Blade Guide Zinc-plated	090479-1	1	
23	Screw, Set, M8x8-33H FE/ZN Hex Socket Head, Stainless	F81014-3	1	
24	Bolt, 5/8-18 x 2 1/4 Hex Head Grade 5	F05009-80	2	
25	Nut, M10-04-W Zinc Hex Thin	F81033-6	2	
26	Bolt, 5/8-18 x 3 1/4 Hex Head Grade 5	F05009-80	2	
27	Nut, 5/8-18 Hex Nylon Lock	F05010-71	2	
28	Screw, M12 x 1.25 x 60-33H Zinc Hex Set W/Full Dog Point	F81004-52	2	
29	Nut, M12 x 1.25 8.8 Zinc Hex Thin	F81034-5	2	
30	Washer, 8.4 Zinc Flat	F81054-1	1	
31	Nut, M8-8-B Hex Nylon Zinc Lock	F81032-2	1	
32	Bolt, M8 x 40-8.8 Hex Head Full Thread Zinc	F81002-15	1	
33	Washer, DIN 6319-21C Spherical	F81059-6	1	
34	Bolt, M20 x 1.5 x 50-8.8-B Hex Head Full Thread Zinc	F81007-2	1	
35	Guard, Blade	088306	1	
36	Nut, M6-8-B Hex Nylon Zinc Lock	F81031-2	1	
37	Guide, Blade Guard	088305	1	
38	Screw, M8 x 25 Cross Recessed Countersunk Head Zinc	F81002-51	1	
39	Nut, M8-8-B Hex Nylon Zinc Lock	F81032-2	1	
40	Decal, Warning	015849	1	
41	Bolt, M6 x 20-8.8 Hex Head Full Thread Zinc	F81001-2	2	
42	Screw, 12/M10 x 20 12.9 ISO7379(BOSSARD) Socket Head Shoulder	F81003-68	2	
43	Mounting Block, LT70 Blade Guide, zinc	089503-1	1	
44	Bolt, Blade Guide Adjustment, zinc	506552-1	1	
45	Bolt, M8x25 DIN933 A2-70, Stainless	F81002-26	3	
46	Nut, M8 DIN934 A2-70, Stainless	F81032-7	5	
47	Washer, 8.4 FLAT,ZINC	F81054-1	7	
48	Bolt M8x40 DIN933 A2-70, Stainless	F81002-28	3	
49	Blade Guide Parts (See Section 2.1)	092997	1	
	Chain, #25 x 92 PITCHES B/G	093805	1	
50	Chain, #25 x 92 Pitches B/G	042443	1	
51	KETTENGLIED #25	P09983	1	

2.4 Blade Guide Mount Assembly, Drive Side

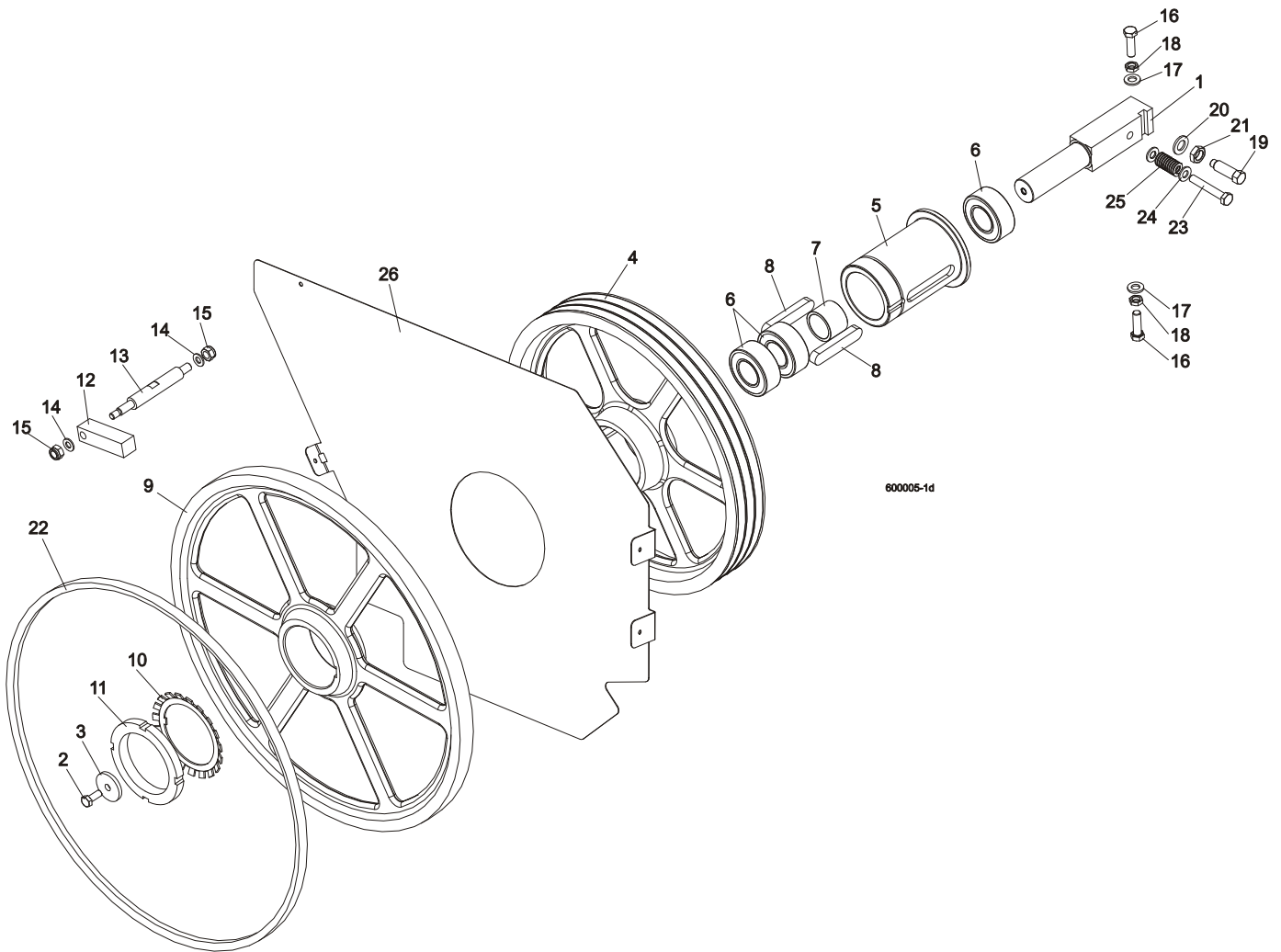


600310B

REF.	DESCRIPTION (◆ Indicates Parts Available In Assemblies Only)	PART#	QTY.
	MOUNTING BLOCK, DRIVE SIDE	091338	1
1	MOUNTING BLOCK, BLADE GUIDE, DRIVE SIDE, ZINC	089503-1	1
2	BOLT, BLADE GUIDE ADJUSTMENT, ZINC	506552-1	1
3	BOLT, M8X40 DIN933 A2-70, STAINLESS	F81002-28	3
4	NUT, M8 DIN934 A2-70, STAINLESS	F81032-7	5
5	WASHER, 8.4 FLAT,ZINC	F81054-1	7
6	BOLT, M8X25 DIN933 A2-70, STAINLESS	F81002-26	3
7	SCREW, BLADE GUIDE ADJUSTMENT, M8X25 A2-70 DIN 913, STAINLESS	F81014-3	1
8	BAR, BLADE GUIDE MOUNT, ZINC	089501-1	1
9	BOLT,M12X40-8.8 HEX HEAD ZINC	F81004-1	2
10	WASHER, M12 SPLIT LOCK ZINC	F81056-2	2

SECTION 3 BLADE WHEELS & TENSIONER

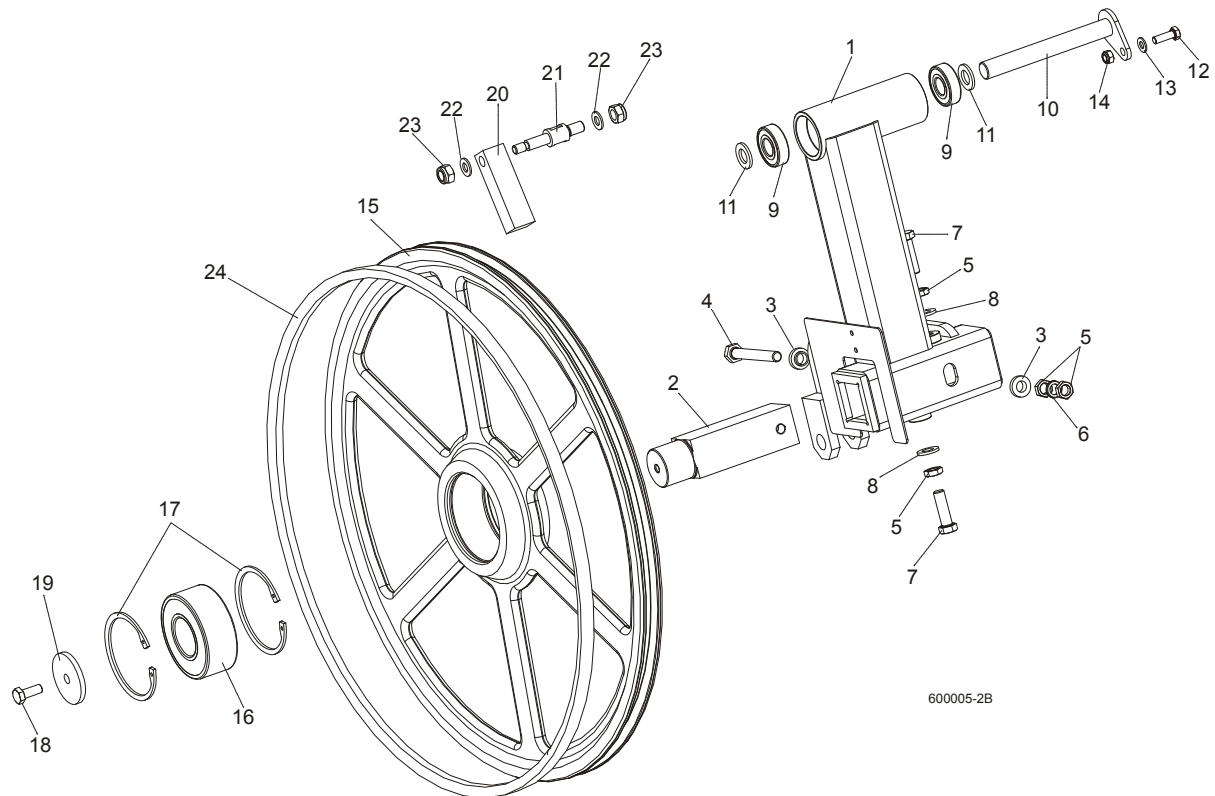
3.1 Blade Drive Assembly



REF	DESCRIPTION (◆ Indicates Parts Available In Assemblies Only)	PART #	QTY.
1	SHAFT, BLADE DRIVE WHEEL	088475	1
2	BOLT, M10x25 8.8 HEX HEAD FULL THREAD	F81003-31	1
3	WASHER, BLADE DRIVE WHEEL	088956-1	1
	PULLEY ASSEMBLY, BLADE DRIVE	504808	1
4	Pulley, 3-Groove 484 mm Diameter	089457-1	1
5	Bushing, Blade Drive Wheel	504809	1
6	Bearing, 3208.2rsr.tvh (FAG) Rolling	088449	3
7	Spacer, 51x41x36.3 Drive Bearing	504810	1
8	Key, A20x12x100 Parallel	088477	2
9	WHEEL, BLADE DRIVE	090811	1
10	WASHER, MB21 (FAG) LOCK	088451	1
11	NUT, KM21(M105X2) (FAG) LOCK	088450	1
12	BAR, WHEEL SCRAPER	088781	1
13	SHAFT, WHEEL SCRAPER	088780-1	1

14	WASHER, 10.5 ZINC FLAT	F81055-1	2	
15	NUT, M12-8 HEX NYLON ZINC LOCK	F81034-2	2	
16	BOLT, M12X1.25X40 HEX HEAD	F81004-42	3	
17	WASHER, 13 FLAT ZINC	F81056-1	3	
18	NUT, M12X1.25 8.8 THIN ZINC	F81034-5	3	
19	SCREW, M16X1.5X50-33H HEX HEAD FULL DOG POINT SET ZINC	F81006-14	1	
20	WASHER, 17 ZINC FLAT	F81058-1	1	
21	NUT, M16x1.5-08-B ZINC THIN	F81036-6	1	
22	BELT, BLADE WHEEL B72.5	017922	1	
23	BOLT M10X65	F81003-67	1	
24	WASHER, 10.5 ZINC FLAT	F81055-1	2	
25	SPRING19X38	034430	1	
26	PLATE, LT70AC SAW HEAD (OPTION)	100897-1	1	
	BELT 3B/HB2462 La	089464	1	

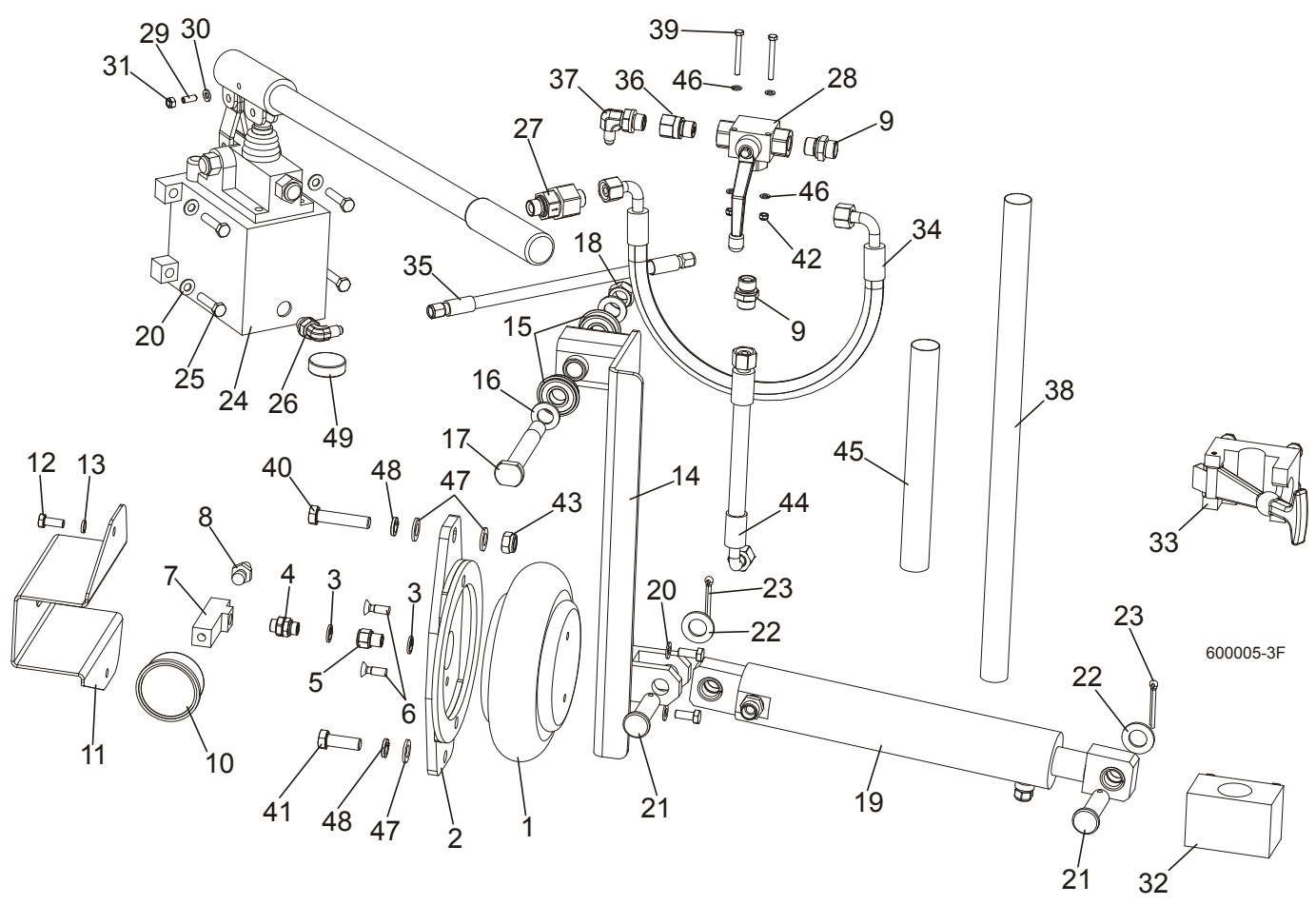
3.2 Idle Blade Wheel Assembly



REF	DESCRIPTION (◆ Indicates Parts Available In Assemblies Only)	PART #	QTY.
	TUBE, LT70 IDLE SIDE BLADE WHEEL W/LEVER COMPLETE	092791	1
1	Tube Weldment, LT70 Idle Blade Wheel w/Lever	092780-1	1
2	Shaft, Idle Blade Wheel	088474	1
3	Washer, Zinc Special	086769-1	2
4	Bolt, M12x1.25x100-8.8 Hex Head Zinc	F81004-41	1
5	Nut, M12x1.25 8.8 Hex ZincThin	F81034-5	4
6	Washer, Z12.2 Split Zinc Lock	F81056-2	1
7	Bolt, M12x1.25x40 Hex Head	F81004-42	2
8	Washer, 13 Zinc Flat	F81056-1	2
9	Bearing, 6204 2RS-CX Rolling	088447	2

10	PIN WELDMENT, PIVOT	088759-1	1	
11	WASHER, 17 ZINC FLAT	F81058-1	2	
12	BOLT, M8X25-8.8-B HEX HEAD FULL THREAD ZINC	F81002-5	1	
13	WASHER, 8.4 ZINC FLAT	F81054-1	1	
14	NUT, M8-8-B HEX NYLON ZINC LOCK	F81032-2	1	
	WHEEL ASSEMBLY, IDLE SIDE	088764	1	
15	Wheel, Blade Idle Side	090810	1	
16	Bearing, 3309B.2RSR.TVH-P66 FAG	086428	1	
17	Ring, W100 Spring Retaining	F81090-10	2	
18	BOLT, M10X25 8.8 HEX HEAD FULL THREAD	F81003-31	1	
19	WASHER, IDLE BLADE WHEEL RETAINING	088957-1	1	
20	SCRAPER, IDLE BLADE WHEEL	088781	1	
21	SHAFT, SHORT ZINC WHEEL SCRAPER	088779-1	1	
22	WASHER, 10.5 ZINC FLAT	F81055-1	2	
23	NUT, M12-8 HEX NYLON ZINC LOCK	F81034-2	2	
24	BELT, BLADE WHEEL B72.5	017922	1	

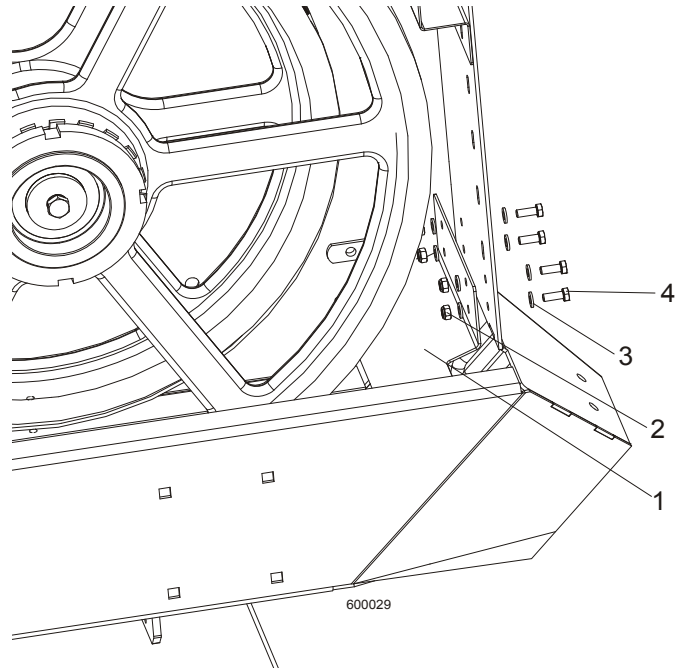
3.3 Hydraulic Blade Tensioner Assembly



REF	DESCRIPTION (◆ Indicates Parts Available In Assemblies Only)	PART #	QTY.
	HYDRAULIC BLADE TENSIONER, COMPLETE	504801	1
1	BAG, POJ 192 308 100 0 AIR	088576	1
2	BRACKET, AIR BAG MOUNT	088798-1	1
3	SEAL, G1/4 866-014-000-0	090809	4
4	NIPPLE, 1/4 8632141400)BOSCH	097703	1
5	FITTING, 1/4 THREAD/1/4 THREAD 2521	097704	1
6	BOLT, M8X25 PAN HEAD ZINC	F81002-51	2
7	TEE CONNECTOR, SPECIAL	097702-1	1
8	FITTING, 1/4" THREAD 390 004 004 0 (REXROTH) AIR TANK VALVE	088575	1
9	FITTING, HD-GE-12L-BE-06 STRAIGHT	094561	2
10	GAUGE, M63T-2,5/20G G 1/8 0-0,6 MPA/PSI AIR PRESSURE	088568	1
11	GUARD, AIR PRESSURE GAUGE	088924-1	1
12	SCREW, M8X25 CROSS RECESSED COUNTERSUNK HEAD ZINC	F81002-4	4
13	WASHER 8.2 ZINC SPLIT	F81054-4	2
14	ARM, AIR CYLINDER PAINTED	092779-1	1
15	BEARING W/SNAP RING 6203-2RS	086395	2
16	WASHER, 17 FLAT ZINC	F81058-1	2
17	PIN, IDLER ARM MOUNT	086404	1
18	NUT, M16, HEX, NYLON ZINC LOCK	F81036-2	2

19	CYLINDER, HYDRAULIC COMPLETE	092788	1	
	CYLINDER, SHDJ050/030X80 HYDRAULIC	092787-1	1	
	BUSHING, TUF1 18x120 CX	500106	4	
	FITTING, HD-GE-12L-BE-06 STRAIGHT	094561	1	
	VALVE, 2901-14-17 AIR VENT	090794	1	
20	WASHER, 8.4 ZINC FLAT	F81054-1	6	
21	PIN, PN-EN 22341-B-18X65X57-A2	F81049-4	2	
22	WASHER, 19 FLAT ZINC	F81060-1	2	
23	PIN, S-ZN 5X40 PN-M/82001	F81043-31	2	
24	PUMP,PMS12/TNK1 MANUAL W/TANK 1L	092789-1	1	
25	BOLT, 8MM X 1.25X35MM HH ZINC	F81002-13	4	
26	ELBOW, CA-204410-3	094562	1	
27	VALVE, RHV12LREDA3C CHECK	094559	1	
28	VALVE, BALL 3-WAY RSAP3 VOL2L G3/8"	504803	1	
29	LATCH, GN615.3-M6-KN BALL THREADED	096874	1	
30	WASHER, M6, FLAT, ZINC	F81053-1	1	
31	NUT, M6, HEX, NYLON LOCK ZINC	F81031-2	1	
32	BRACKET, TENSIONER PUMP HANDLE BOTTOM	096951	1	
33	BRACKET, TENSIONER PUMP HANDLE UPPER	092800	1	
34	HOSE, DN10 W/FITTING 10AOL 90 M18X1.5	504804	1	
35	HOSE, 1/4 W/FITTING JIC 7/16-20	504805	1	
36	FITTING, G 3/8 THROTTLE	096849	1	
37	ELBOW, CA-204411-3	094563	1	
38	HOSE PROTECTION	505178	1	
39	BOLT, M5X45 DIN933 A2-70 STAINLESS STEEL	F81000-22	2	
40	BOLT, M12X55-8.8 HEX HEAD ZINC	F81004-12	1	
41	BOLT, M12 X 35-8.8-FE/ZN5 HEX HEAD FULL	F81004-24	1	
42	NUT, M5-8-FE/ZN5 DIN985	F81030-2	2	
43	NUT, M12-8 HEX NYLON ZINC LOCK	F81034-2	1	
44	HOSE, DN12 W/FITTINGS PN10AOL90 I PN10AOL M1.5	096964	1	
45	HOSE PROTECTION	098489	1	
46	WASHER, 5.3 FLAT ZINC	F81052-1	4	
47	WASHER, 13 FLAT ZINC	F81056-1	3	
48	WASHER, Z12.2 SPLIT LOCK ZINC	F81056-2	2	
49	MAGNET, MW.38X12/N38 NEODYMIUM	500022	1	

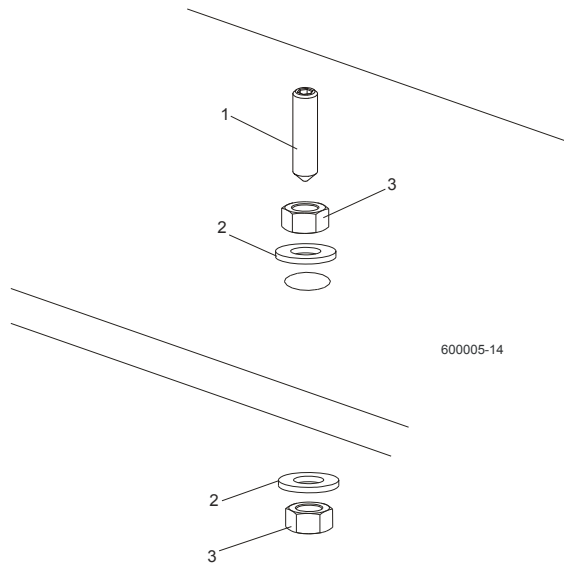
3.4 Sawdust Flow Guide



REF	DESCRIPTION (◆ Indicates Parts Available In Assemblies Only)	PART #	QTY.	
1	GUIDE, SAWDUST FLOW PAINTED	090506	1	
2	NUT, M6-8-B HEX NYLON ZINC LOCK	F81031-2	4	
3	WASHER 6.4 ZINC FLAT	F81053-1	8	
4	BOLT, M6 X 16 8.8 FE/ZN5 PN-M/82105	F81001-15	4	

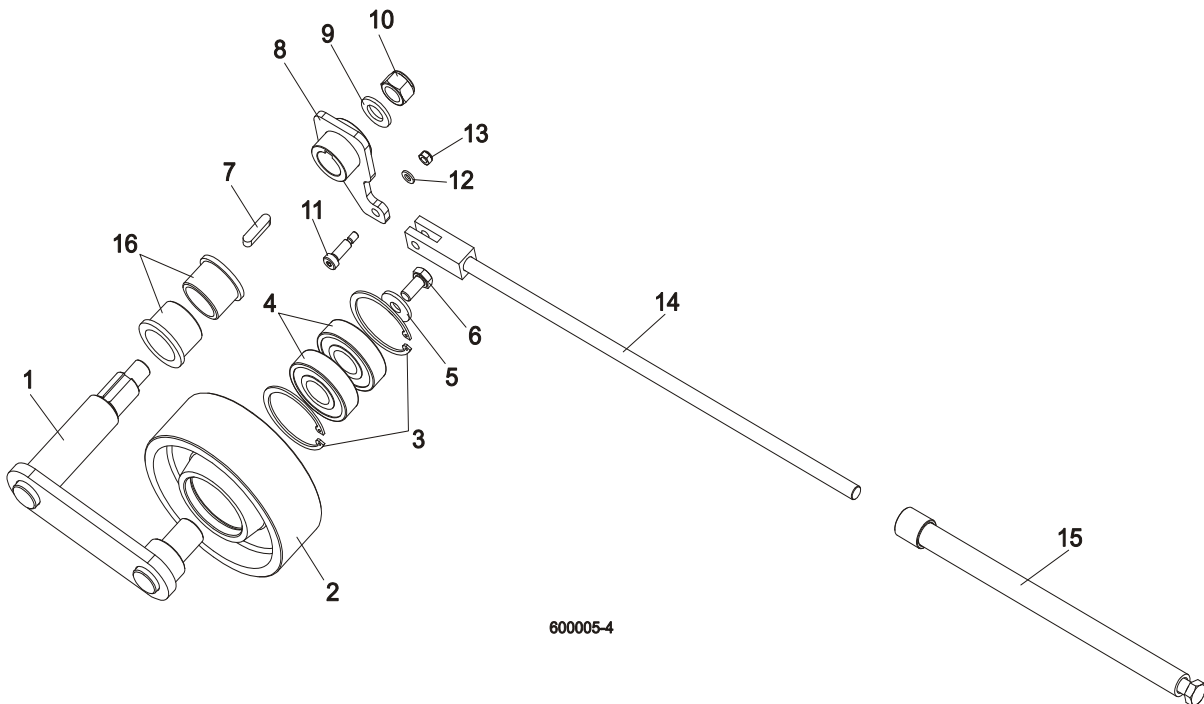
SECTION 4 SAW HEAD

4.1 Middle Throat Screw



REF	DESCRIPTION (◆ Indicates Parts Available In Assemblies Only)	PART #	QTY.
1	SCREW, M10X40-45H HEX SOCKET SET CONE POINT ZINC	F81003-61	1
2	WASHER, 10.5 ZINC FLAT	F81055-1	2
3	NUT, M10-8-B ZINC HEX	F81033-3	2

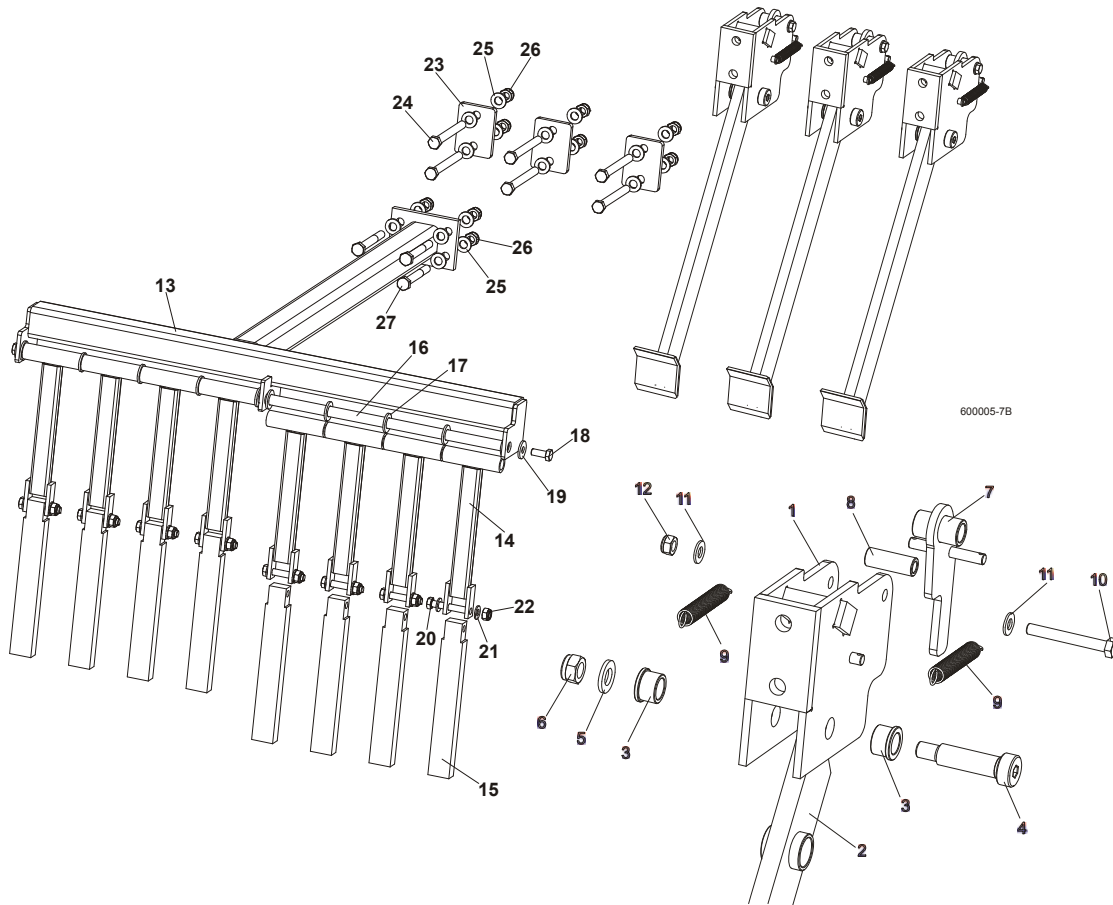
4.2 Drive Belt Tensioner LT70 AC



REF	DESCRIPTION (◆ Indicates Parts Available In Assemblies Only)	PART #	QTY.
	TENSIONER ASSEMBLY, DRIVE BELT	508761	1
1	Pivot Weldment, Drive Belt Tensioner	509885-1	1

2	Wheel, Belt Tension	508762	1	
3	Ring, 62 mm Inside Spring Retaining	F81090-1	2	
4	Bearing, 6305 2RS NSK	P08066	2	
5	Washer, 11 Dia. Zinc Flat Special	088787-1	1	
6	Bolt, M10x20-5.8 Hex Head Full Thread Zinc	F81003-1	1	
7	Key, A8X7X32 Parallel	088564	1	
8	Arm Weldment, Drive Belt Tensioner	088807-1	1	
9	Washer, 17 Zinc Flat	F81058-1	1	
10	Nut, M16-5.8 Zinc Hex	F81036-2	1	
11	Bolt, 8/M6X20 12.9 ISO 7379 BOSSARD	F81001-25	1	
12	Washer 6.4 Zinc Flat	F81053-1	1	
13	Nut, M6-8-B Hex Nylon Zinc Lock	F81031-2	1	
14	Rod Weldment, Threaded Zinc-Plated	088789-1	1	
15	Tube Weldment, Threaded Zinc-Plated	088782-1	1	
16	BUSHING, MFM-3240-30	088461	2	

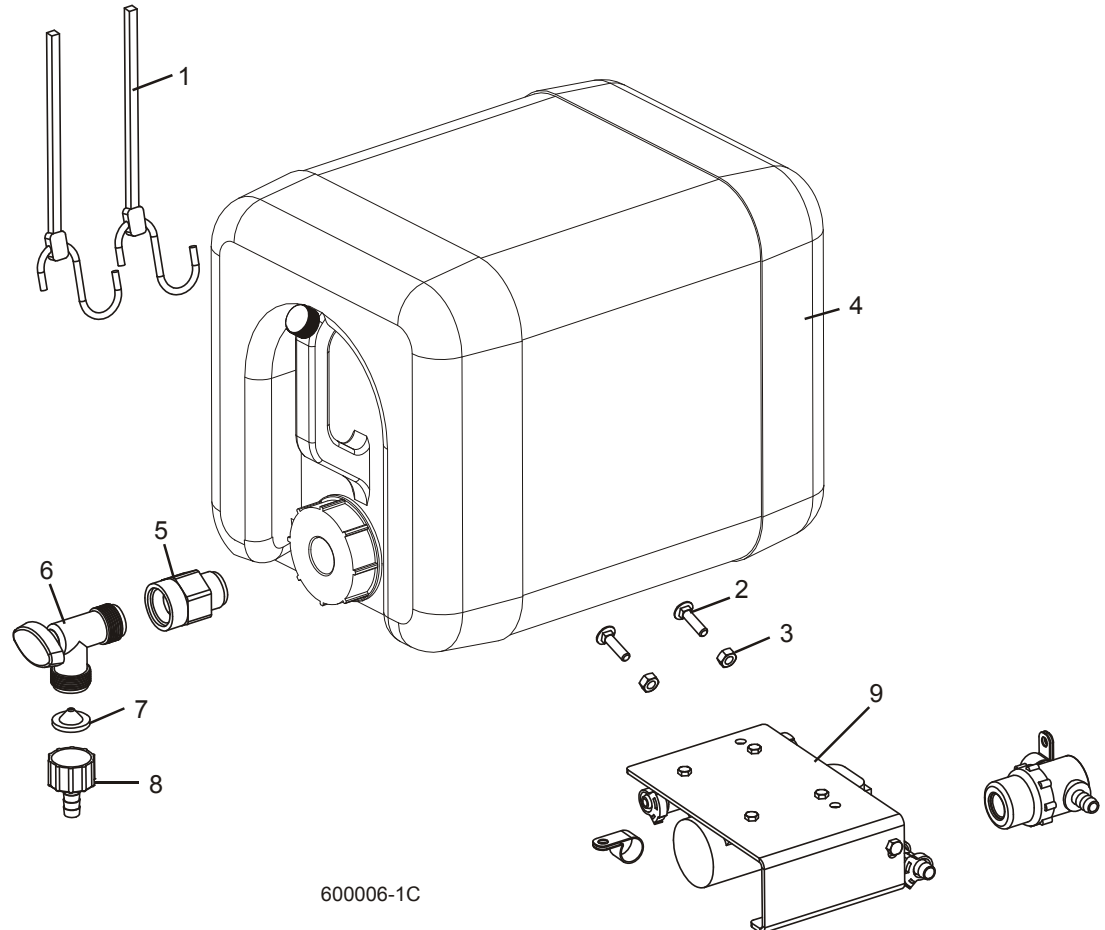
4.3 Board Return Assembly (Optional)



REF	DESCRIPTION (◆ Indicates Parts Available In Assemblies Only)	PART #	QTY.	
	BOARD RETURN ASSEMBLY, LT70	092757	1	
	Board Return Assembly	090120	3	
1	Mount Weldment, Board Return Arm	090109-1	3	
2	Arm, Board Return	090112-1	3	
3	Bushing, Bronze	086676	6	

4	Bolt, 16/M12x50-12.9 ISO7379-BOSSARD Socket Head	F81004-25	3	
5	Washer, 13 Zinc Flat	F81056-1	3	
6	Nut, M12-8 Hex Nylon Zinc Lock	F81034-2	6	
7	Latch Weldment, Board Return Arm	090118-1	3	
8	Spacer, Zinc	090115-1	3	
9	Spring, 1/2 x 2 1/4 x 0,06 Extension	014817	6	
10	Bolt, M8 x 65-5.8 Hex Head Zinc	F81002-3	3	
11	Washer, 8.4 Zinc Flat	F81054-1	6	
12	Nut, M8-8-B Hex Nylon Zinc Lock	F81032-2	3	
	Guide, Board Return	091076	1	
13	Guide Weldment, Board Return	091067-1	1	
14	Bar Weldment, Board Guide Upper	091070-1	8	
15	Bar, Board Guide Lower Aluminium	091071	8	
16	Rod, Board Return Guide	091074	1	
17	Washer, M16, Flat Zinc	F81058-1	10	
18	Bolt, M10x25 8.8, Hex Head, Full Thrd, Zinc	F81003-31	2	
19	Washer, 10,5 Fe/Zn5	F81055-6	2	
20	Bolt, M10x60 -8.8, Hex Head, Full Thrd, Zinc	F81003-10	8	
21	Washer, M10, Flat Zinc	F81055-1	16	
22	Nut, M10, Nylon Hex Zinc Lock	F81033-1	8	
23	Washer, Special	092756-1	3	
24	Bolt, M12x120, Hex Head, Full Thrd, Zinc	F81004-38	6	
25	Washer, 13 Zinc	F81056-1	20	
26	Nut, M12 Hex Nylon Zinc Lock	F81034-2	10	
27	Bolt, M12x100, Hex Head, Full Thrd, Zinc	F81004-3	4	

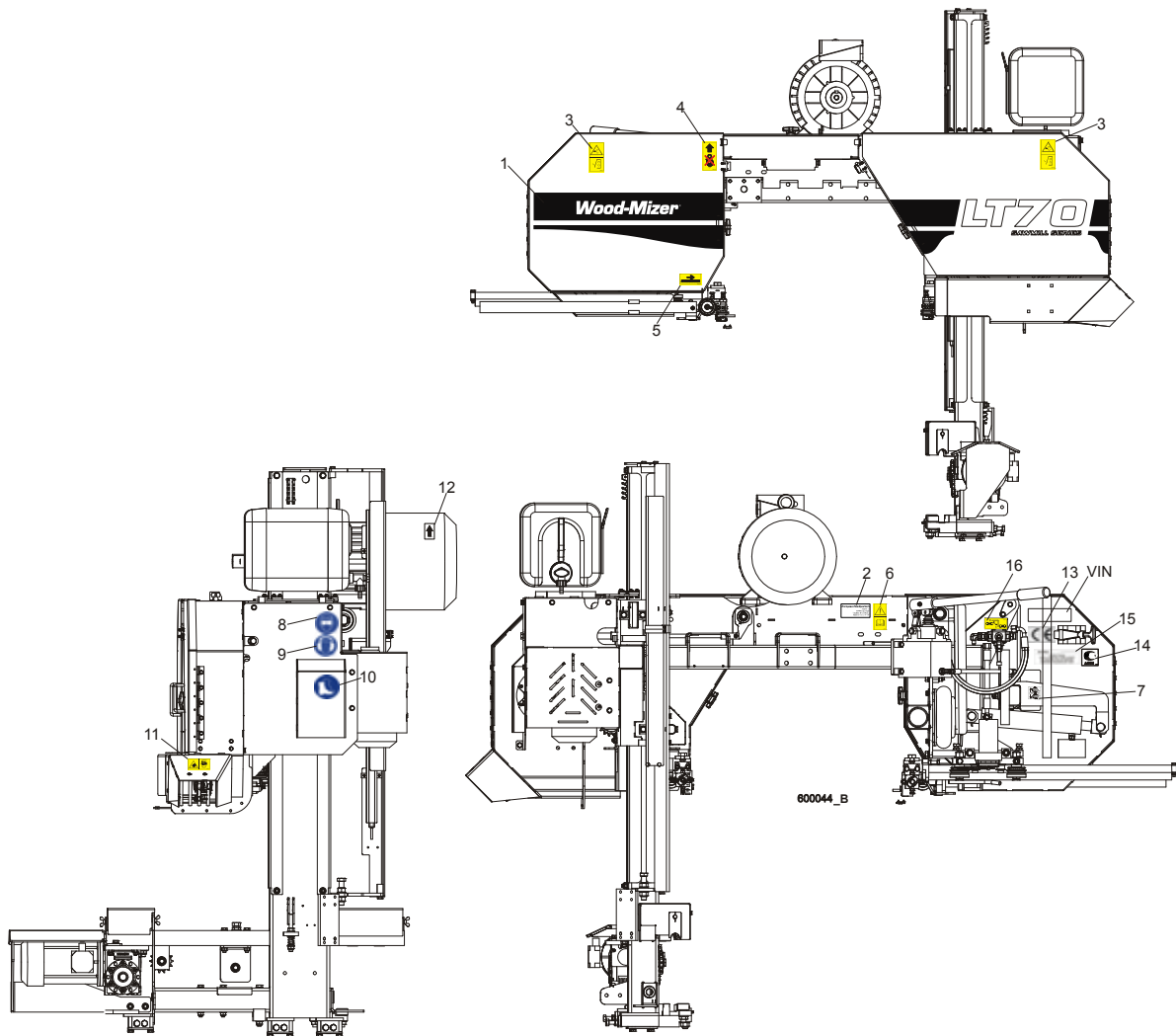
4.4 Water Lube Assembly



600006-1C

REF	DESCRIPTION (◆ Indicates Parts Available In Assemblies Only)	PART #	QTY.
1	STRAP, 20" RUBBER	P11668	2
2	BOLT, 1/4-20 X 1" CARRIAGE HEAD	F05005-34	2
3	NUT, 1/4-20 HEX LOCK	F05010-21	2
4	BOTTLE, 5-GALLON WATER	014637	1
5	CAP, WATER LUBE BOTTLE BUTTRESS THREAD	016123	1
6	FITTING, 3/4FPT X 3/4MPT	014636	1
7	FITTING, WATER LUBE SHUTOFF VALVE	014100	1
8	FILTER, WATER LUBE	016086	1
9	FITTING, 5/8" NPT TO 3/8" HOSE BARB	014113	1
10	LUBEMIZER PARTS/HOSES (SEE LUBEMIZER OPTION MANUAL)		

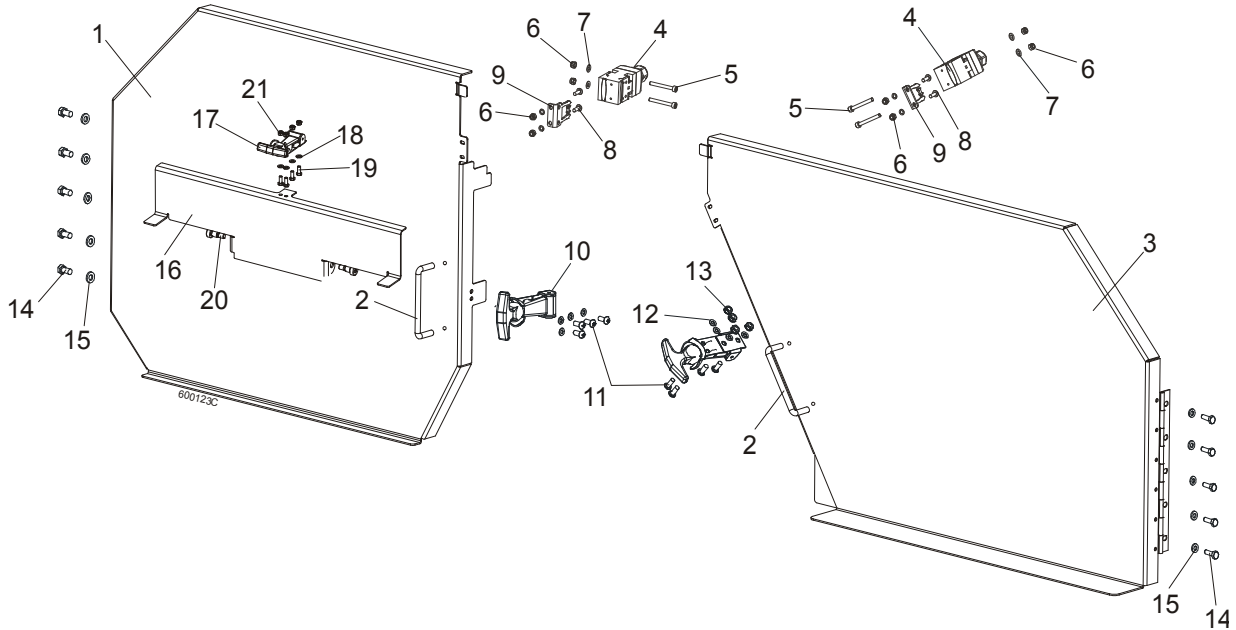
4.5 LT70AC Saw Head Decals



REF	DESCRIPTION (◆ Indicates Parts Available In Assemblies Only)	PART #	QTY.
1	DECAL, LT70 SERIES SAWMILL	092764	1
	PICTOGRAPHIC DECAL KIT, LT70AC	099518	1
2	DECAL, EUROPEAN HEADQUARTERS ADDRESS	015841	1
3	DECAL, SAWMILL COVERS CAUTION (PICTOGRAM)	099220	2
4	DECAL, PICTOGRAM (BLACK ARROW & HOOK)	085977B	1
5	DECAL, BLADE MOVEMENT DIRECTION (PICTOGRAM)	096321	1
6	DECAL, READ OPERATOR'S MANUAL (PICTOGRAM)	096317	1
7	DECAL, BLADE ALIGNMENT (PICTOGRAM)	P11789-70	1
8	DECAL, EYE PROTECTION WARNING (PICTOGRAM)	S12004G	1
9	DECAL, EAR PROTECTION WARNING (PICTOGRAM)	S12005G	1
10	DECAL, USE SAFETY BOOTS (PICTOGRAM)	501465	1
11	DECAL, SAWDUST CHUTE WARNING (PICTOGRAM)	099222	1
12	DECAL, MOTOR ROTATION DIRECTION	S20097	1
13	DECAL, CE CERTIFIED SAWMILL	P85070	2

14	DECAL, RUSSIAN SAFETY CERTIFICATION	099401	1	
15	DECAL, INTERNATIONAL SAWMILL NAME	501466	1	
16	DECAL, LEVER OF TENSIONER'S BALL VALVE	505189	1	
	DECAL, HIGH VOLTAGE INSIDE THE ELECTRIC BOX (PICTOGRAM)	096316	2	
	DECAL, REMOVE THE PLUG BEFORE OPENING THE BOX (PICTOGRAM)	096319	2	
	DECAL, STAY A SAFE DISTANCE FROM THE BLADE (FOR DEBARKERS)	098176	1	
	DECAL, BLADE SETTING	P85066-70	1	
	DECAL, KEEP AWAY DANGER, PICTOGRAM	099221	1	
	DECAL, MAX. OIL PRESSURE, PICTOGRAM	099524	1	

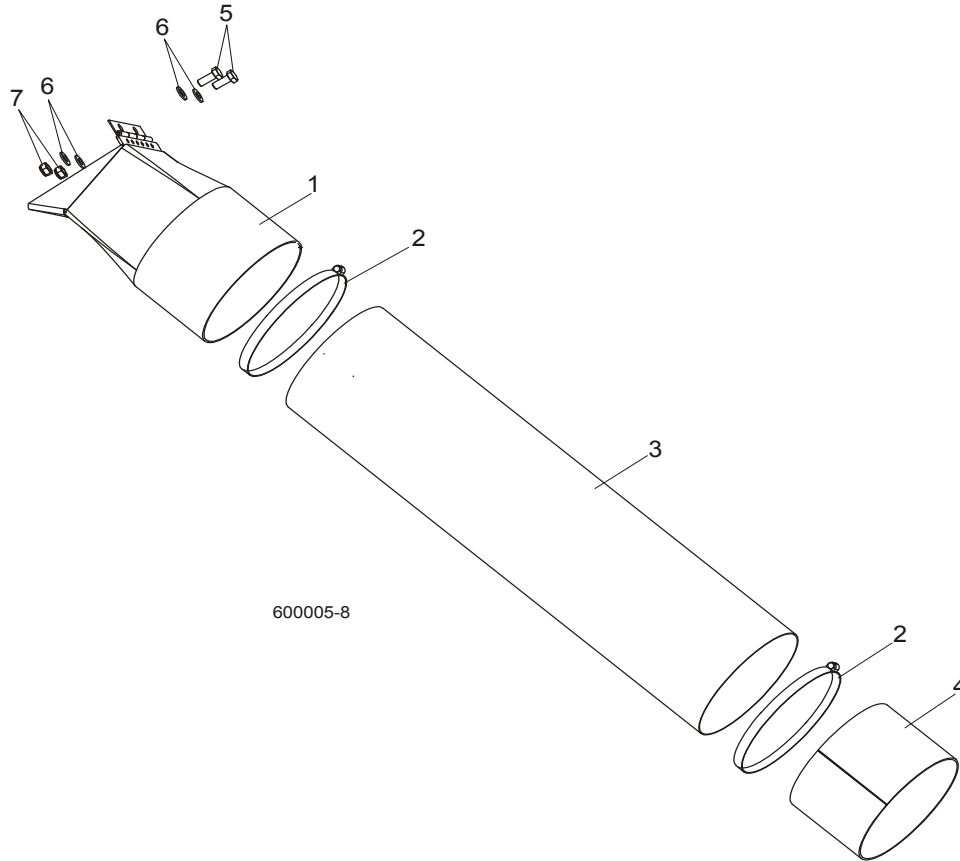
4.6 Blade Housing Covers



REF	DESCRIPTION (◆ Indicates Parts Available In Assemblies Only)	PART #	QTY.
	COVER ASSEMBLY, IDLE SIDE BLADE HOUSING	088920	1
1	Cover Assembly, Idle Side Blade Housing, Ptd	088915-1	1
2	Handle, Blade Housing Cover	P08065	1
	COVER ASSEMBLY, DRIVE SIDE BLADE HOUSING	088921	1
3	Cover Assembly, Drive Side Blade Housing, Ptd	088917-1	1
2	Handle, Blade Housing Cover	P08065	1
4	LIMIT SWITCH, HONEYWELL GKMB 23W2	086681	2
5	BOLT, M4 X 35-8.8 SOCKET HEAD	F81011-34	4
6	NUT, M4-B HEX NYLON ZIN	F81028-2	8
7	WASHER 4,3 ZINC, FLAT	F81051-2	8
8	SCREW, M4 X 12-5.8	F81011-41	4
9	KEY, AZ17/170-B5 SAFETY SWITCH	094422	4
10	LATCH, FLEXIBLE DRAW	014829	2
11	BOLT, M5X12-5.8	F81000-5	8
12	WASHER 5,3 ZINC FLAT	F81052-1	8
13	NUT M5-8 DIN 985 ZINC	F81030-2	8
14	BOLT, M6X16 8.8 HEX HEAD FULL THREAD ZINC	F81001-15	10
15	WASHER 6.4 ZINC FLAT	F81053-1	10
	COVER BLADE UP LT70, COMPLETE	511536¹	1
16	PLATE UP COVER LT70, PAINTED	511802-1	1
17	Latch, Flexible Draw	014829	1
18	WASHER 5.3 FE/ZN5 PN-78/M-82005	F81052-1	2
19	BOLT, M5 X 12-5.8-Fe/Zn5, PN-M/82105	F81000-5	4
20	BOLT, 10/M8 X 12-12.9 ISO-7379	F81003-62	2
21	NUT, M5-8-Fe/Zn5 DIN985	F81030-2	2

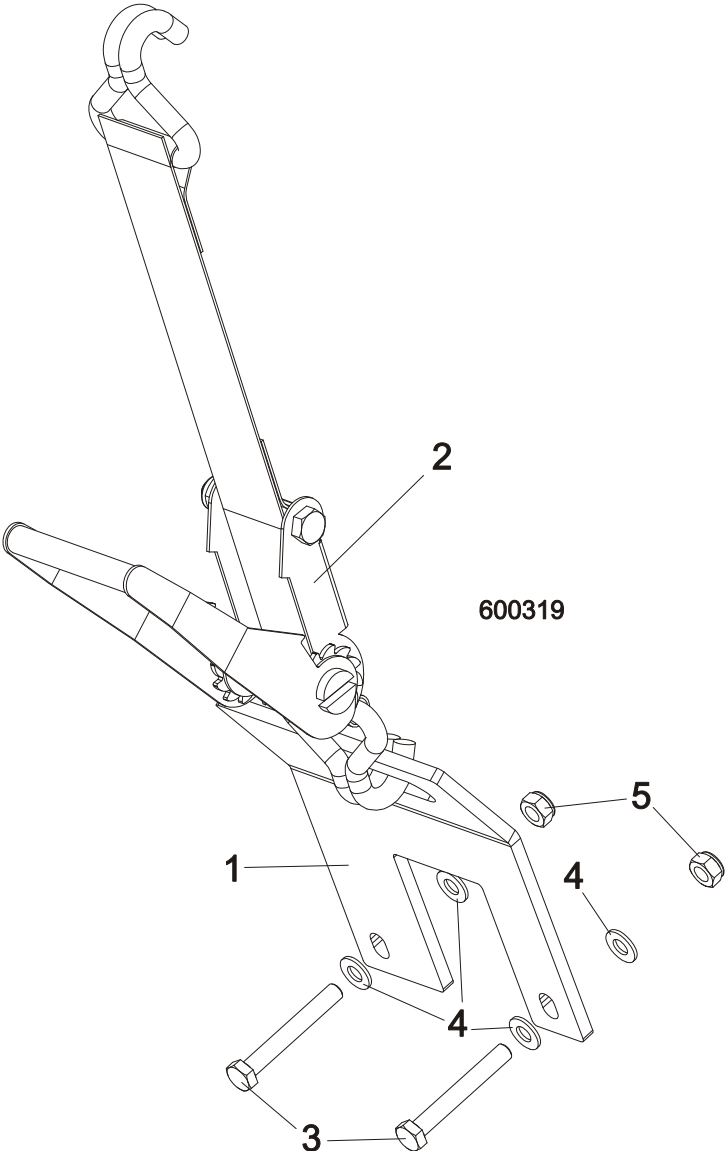
¹ Belongs to 088771 and 88770

4.7 Sawdust Chute



REF	DESCRIPTION (◆ Indicates Parts Available In Assemblies Only)	PART #	QTY.	
1	CHUTE WELDMENT, SAWDUST	089352-1	1	
2	CLAMP, 152 MM	089358	2	
3	TUBE, SAWDUST CHUTE	090153	1	
4	TUBE, CHUTE END	090126-1	1	
5	BOLT, M8X20-8.8-B HEX HEAD FULL THREAD ZINC	F81002-4	2	
6	WASHER 8.4 ZINC FLAT	F81054-1	4	
7	NUT, M8-8-B HEX NYLON ZINC LOCK	F81032-2	2	

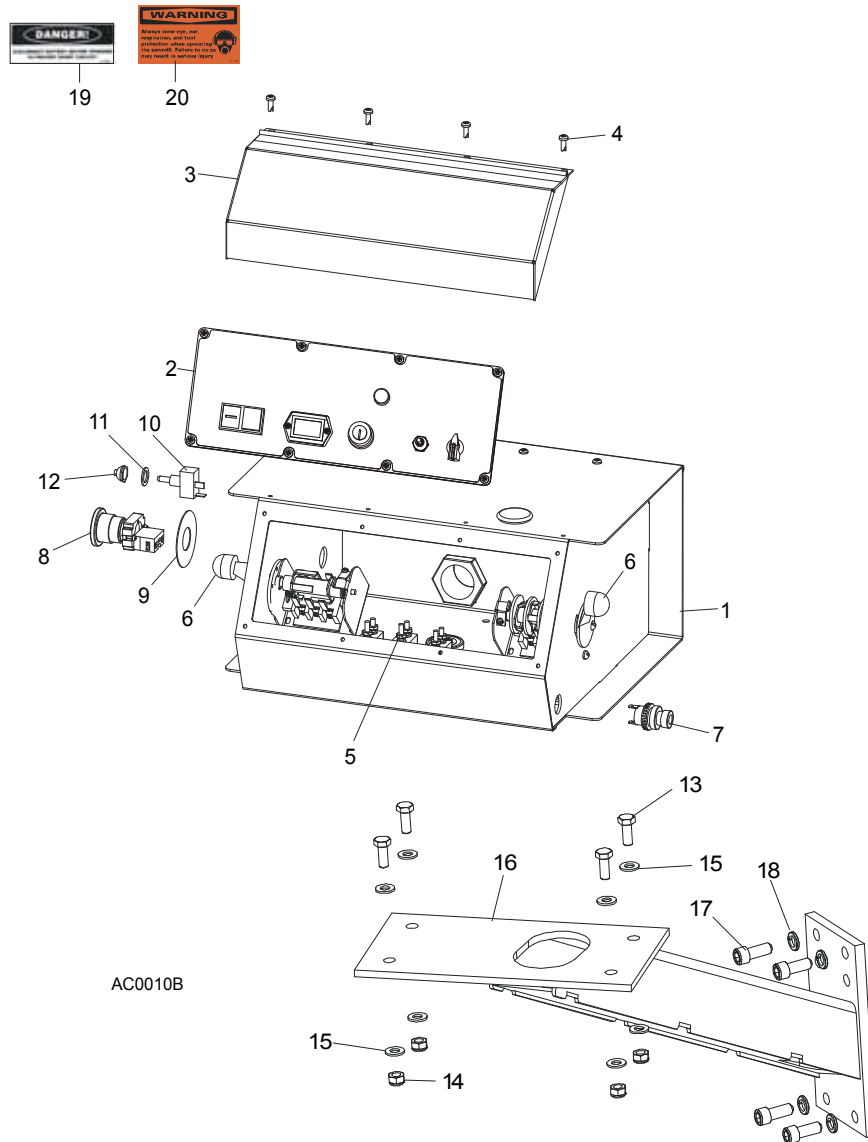
4.8 Saw Head Protection Kit, LT70L Mobile



REF	DESCRIPTION (◆ Indicates Parts Available In Assemblies Only)	PART #	QTY.	
	SAW HEAD PROTECTION KIT, LT70L MOBILE	505565	1	
1	BRACKET, PROTECTION BELT-PAINTED	505549-1	1	
2	BELT, LT70 SAW HEAD PROTECTION	505563	1	
3	BOLT, M10x75-8.8-Fe/Zn5 PN-M/82101	F81003-15	2	
4	WASHER, 10.5 FLAT ZINC	F81055-1	4	
5	NUT, M10-8-B NYLON HEX ZINC LOCK	F81033-1	2	

SECTION 5 CONTROL BOXES

5.1 Control Assembly, LT70 AH

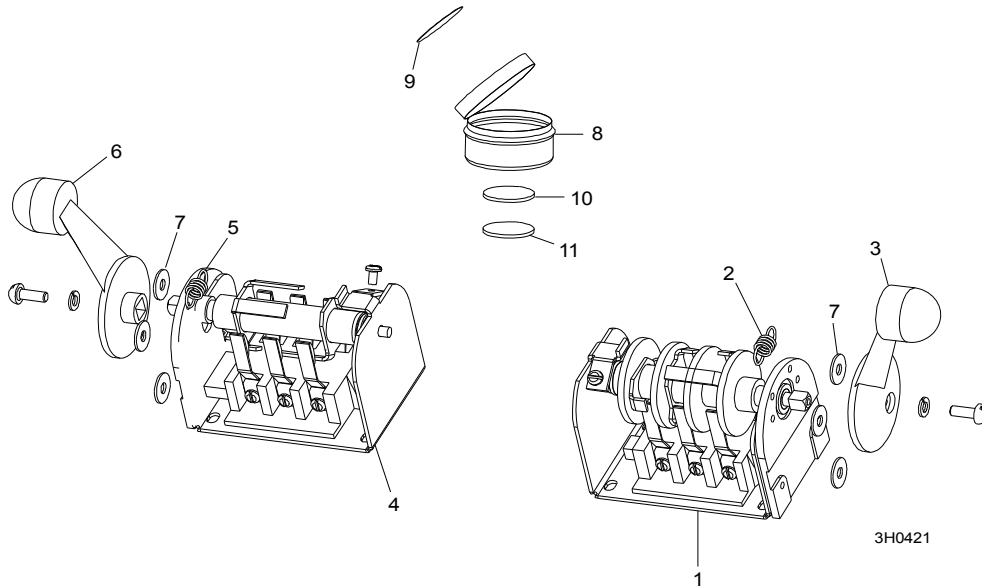


AC0010B

REF	DESCRIPTION (◆ Indicates Parts Available in Assemblies Only)	PART #	QTY.	
	CONTROL BOX ASSEMBLY, AC SUPER (EA20, EA25)	093022	1	
1	HOUSING, AC SUPER CONTROL BOX ASSEMBLY (EA20, EA25)	086546-1	1	◆
2	Front Control Panel & Wiring Harnesses (Section 5.4)			
3	Cover, Control Box Hinged	015304	1	
4	Screw, #10-24 x 1/2"	F05015-17	12	
5	Circuit Breakers (Section 5.3)			
6	Drum Switches (Section 5.2)			
7	Switch, Horn	E85118	1	
8	Switch, XB2 BS542 Emergency Stop	086556	1	
9	Washer, Emergency Stop Switch	086561	1	
10	Switch, Speed Control	086773	1	
11	Washer, 1/2" x 3/4" x 5/8" Nylon	P05251-1	1	

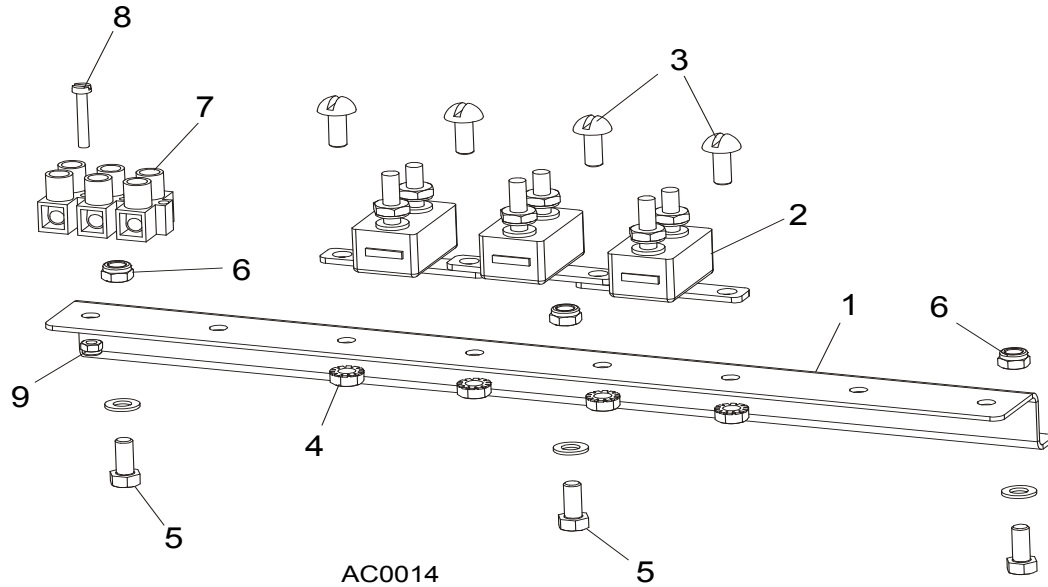
12	Boot, Speed Control Switch	P02575	1	
13	BOLT, M8 X 20-8.8-B HEX HEAD	F81002-4	4	
14	NUT, M8-8-B HEX	F81032-2	4	
15	WASHER, 8.4 FLAT	F81054-1	8	
16	MOUNT WELDMENT, STANDARD CONTROL BOX	086732-1	1	
17	BOLT,, 3/8-16 X 1" SOCKET HEAD	F05007-52	4	
18	WASHER, 10.2 SPLIT LOCK	F81055-2	4	
19	DECAL, FRONT OUTRIGGER WARNING	015400-4	1	
20	DECAL, EAR/EYE PROTECTION WARNING	S11753-4	1	

5.2 Drum Switches



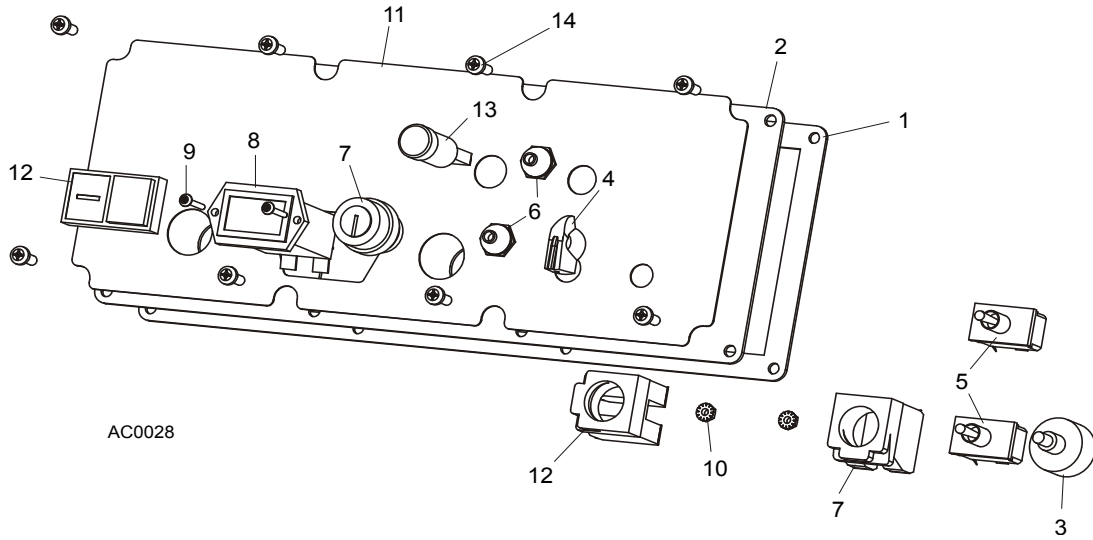
REF	DESCRIPTION (◆ Indicates Parts Available In Assemblies Only)	PART #	QTY.	
	SWITCH ASSEMBLY, UP/DOWN DRUM	E20440	1	
1	Switch, S12 Bulk Drum	E20440-B	1	◆
2	Spring, Drum Switch	P12570	1	
3	Handle, Drum Switch Replacement	P12500	1	
	SWITCH ASSEMBLY, POWER FEED DRUM	E20438	1	
4	Switch, S10 Bulk Drum	E20438-B	1	◆
5	Spring, Drum Switch	P12570	1	
6	Handle, Drum Switch Replacement	P12500	1	
7	WASHER, #8 SAE FLAT	F05011-41	6	
	CUP ASSEMBLY, DRUM SWITCH GREASE	A20463	1	
8	Cup, Plastic Container	P20464	1	◆
9	Decal, Grease Cup Label	P20467	1	
10	Pad, Velcro Loop	P20466	1	◆
11	Pad, Velcro Hook	P20465	1	◆
	Grease, High Temp Drum Switch	P20468	.011ml	◆

5.3 Circuit Breakers



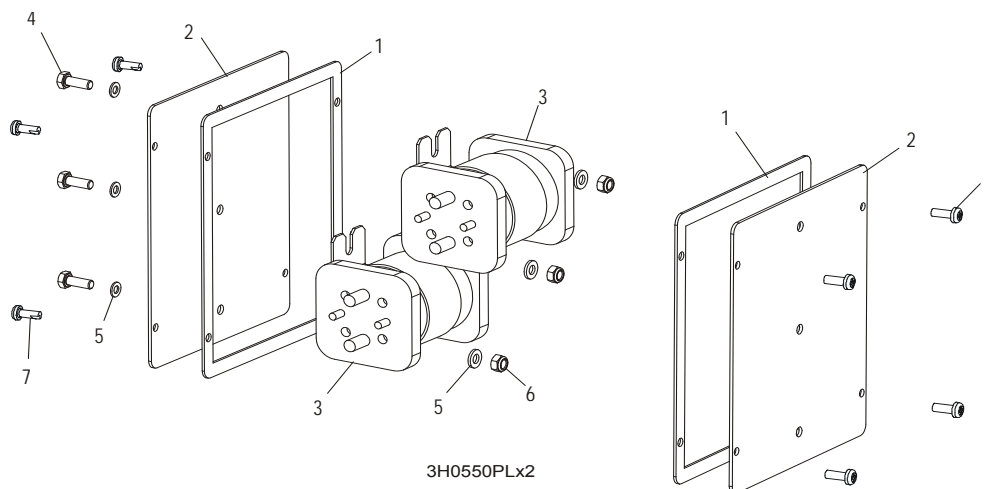
REF	DESCRIPTION (◆ Indicates Parts Available In Assemblies Only)	PART #	QTY.
	BREAKER ASSEMBLY, SAWMILL CONTROL CIRCUIT	015621	1
1	Rail, Circuit Breaker	015310	1
2	Breaker, 15 Amp Manual Reset	E20430	5
3	Screw, #8-32 X 1/2" Slotted Head	F05004-12	6
4	Nut, #8-32 Hex Self-Locking	F05010-41	6
5	BREAKER, 70 AMP MANUAL RESET PANEL MOUNT	015527	1
6	BREAKER, 50 AMP MANUAL RESET PANEL MOUNT	021256	1
7	BOOT, CIRCUIT BREAKER	021253	2
8	SCREW, #10-24 X 3/8" PHILLIPS PAN HEAD	F05004-3	3
9	NUT, #10-24 SELF LOCKING	F05010-14	3

5.4 Front Panel Assembly & Harnesses



REF	DESCRIPTION (◆ Indicates Parts Available In Assemblies Only)	PART #	QTY.
	PANEL ASSEMBLY, AC SUPER CONTROL FRONT (EA20, EA25)	087387	1
1	Gasket, Front Panel	088387	1
2	Panel Weldment, Control	087316	1
3	Switch Assembly, Feed Rate	E20519	1
4	Knob, Feed Rate With Set Screw	P06257	1
5	Switch, Toggle	024200	2
6	Boot, Toggle Switch Rubber	P02575	2
7	Switch, Key	087350	1
8	Meter, Hour	015401	1
9	Screw, 6-32 x 3/4" Socket Button Head Cap Stainless Steel	F05004-93	2
10	Nut, # 6-32 Keps	F05010-59	2
11	Decal, Control Pane	087351	1
12	Switch, START-STOP	087349	1
13	Lamp, Control	087348	1
	HARNESS ASSEMBLY, UPPER WIRING	093167	1
14	Screw, #10-24 x 1/2" Pan Head	F05015-17	8

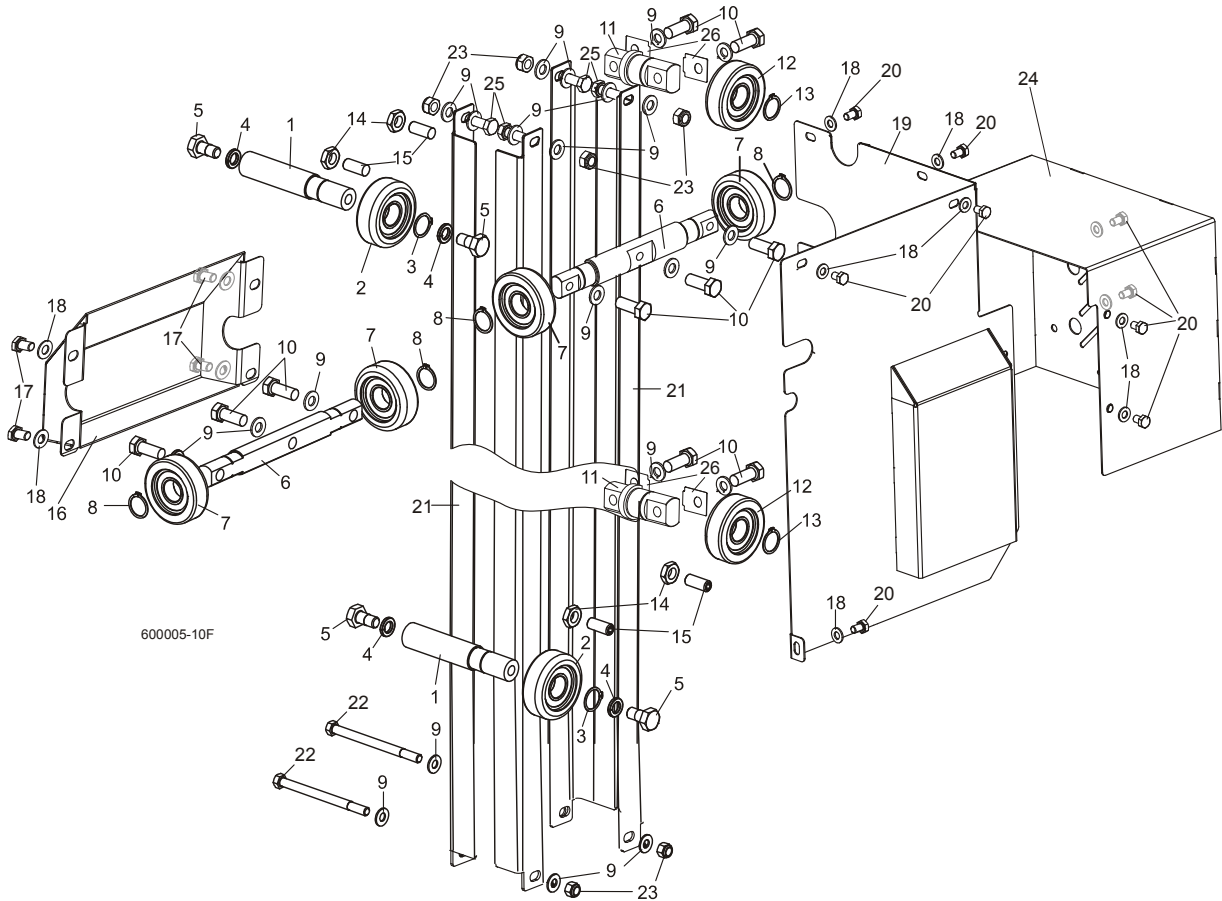
5.5 Solenoids



REF	DESCRIPTION (◆ Indicates Parts Available In Assemblies Only)	PART #	QTY.	
1	GASKET, SIDE PANEL	015274	2	
2	PANEL WELDMENT, SIDE	015307	2	
3	SOLENOID, 200A 12V SPST HYDRAULIC PUMP	015470	2	
4	BOLT, M6 X 16 8.8 FE/ZN5 PN-M/82105	F81001-15	3	
5	WASHER, 6.4 FLAT ZINC	F81053-1	6	
6	NUT, M6-8-B HEX NYLON ZINC LOCK	F81031-2	3	
	DIODE ASSEMBLY, SOLENOID COIL CHASSIS GND	087496	4	
7	BOLT, #10-24 X 1/2 PHILLIPS PAN HEAD TYPE 23	F05015-17	8	

SECTION 6 UP/DOWN SYSTEM

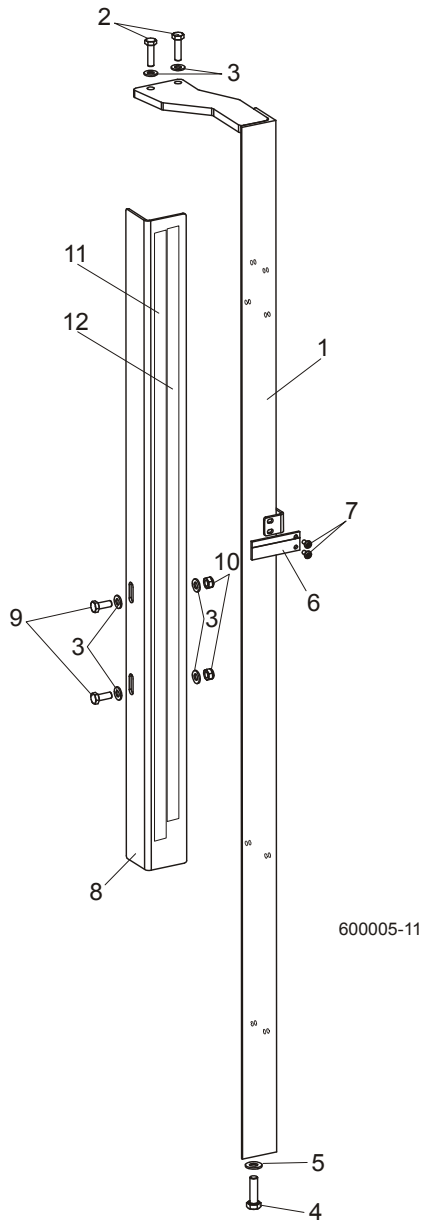
6.1 Up/Down Rollers & Covers



REF	DESCRIPTION (◆ Indicates Parts Available In Assemblies Only)	PART #	QTY.
	ROLLER ASSEMBLY, INSIDE UP/DOWN	089456	2
1	Shaft, Inside Up/Down Roller	088817-1	1
2	Bearing, CBK-468 Rolling	088433	1
3	Ring, Z30 Spring Retaining	F81090-23	1
4	Washer, 13 Zinc Flat	F81056-1	2
5	Bolt, M12x25-8.8 Hex Head Full Thread Zinc	F81004-31	2
	ROLLER ASSEMBLY, OUTSIDE UP/DOWN	089454	2
6	Shaft, Long Up/Down Roller	088815-1	1
7	Bearing, CBK-468 Rolling	088433	2
8	Ring, Z30 Spring Retaining	F81090-23	2
9	Washer, 10.5 Zinc Flat	F81055-1	22
10	Bolt, M10x35-8.8 Hex Head Full Thread Zinc	F81003-17	10
	ROLLER ASSEMBLY, SHORT UP/DOWN	089455	2
11	Shaft, Short Up/Down Roller	088816-1	1
12	Bearing, CBK-468 Rolling	088433	1
13	Ring, Z30 Spring Retaining	F81090-23	1
14	NUT, M10-04-W HEX ZINC THIN	F81033-6	4
15	SCREW, GN 913.3-M10-40-MS SET	F81003-65	4
16	COVER WELDMENT, UP/DOWN ROLLER	507056-1	1
17	BOLT, M8X16-8.8-B HEX HEAD FULL THREAD ZINC	F81002-20	4

18	WASHER, 8.4 ZINC FLAT	F81054-1	13	
19	GUARD WELDMENT, RA-08 UP/DOWN GEAR BOX SIDE PTD	091319-1	1	
20	BOLT, M8X12-8.8 HEX HEAD FULL THREAD ZINC	F81002-6	9	
21	ANGLE, MAST TUBE STAINLESS	088492	4	
22	BOLT, M10X125-8.8 HEX HEAD ZINC	F81003-18	2	
23	NUT, M10-8-B HEX NYLON ZINC LOCK	F81033-1	6	
24	GUARD, UP/DOWN MOTOR PAINTED	090501-1	1	
25	BOLT,M10X30-5.8 HEX HEAD FULL THREAD	F81003-2	4	
26	SPACER, ROLLER ASSEMBLY, SHORT UP/DOWN	510616	-	

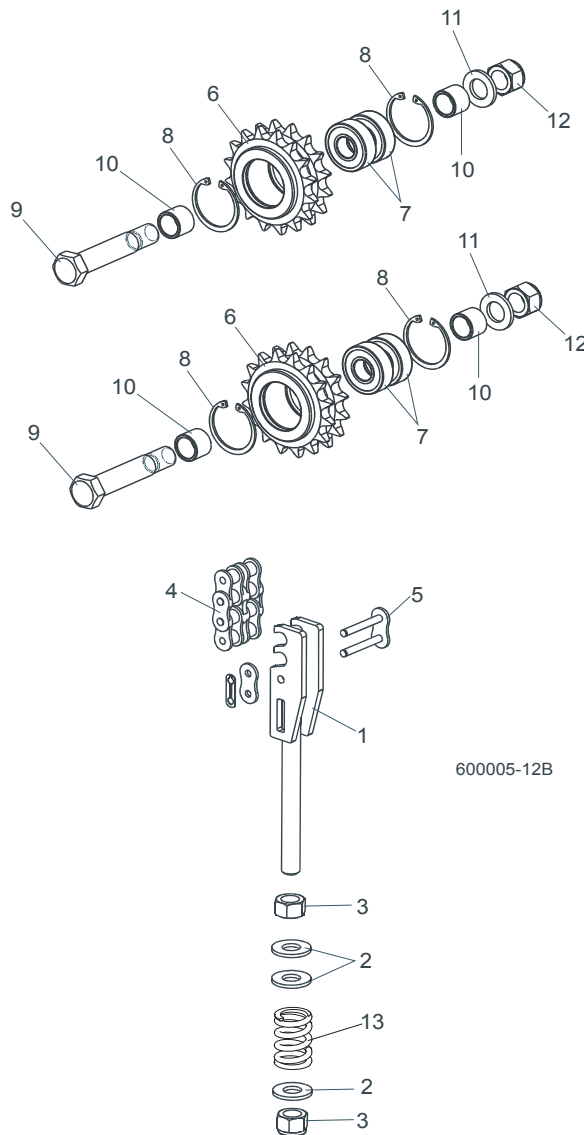
6.2 Blade Height Scale



REF	DESCRIPTION (◆ Indicates Parts Available In Assemblies Only)	PART #	QTY.	
1	MOUNT WELDMENT, SCALE PAINTED	088554-1	1	
2	BOLT, M8 x 30-8.8-B HEX HEAD FULL THREAD ZINC	F81002-7	2	
3	WASHER, 8.4 ZINC FLAT	F81054-1	6	

4	BOLT, M10 x 35-8.8 HEX HEAD FULL THREAD ZINC	F81003-17	1	
5	WASHER, 10.5 ZINC FLAT	F81055-1	1	
6	INDICATOR, BLADE HEIGHT SCALE	094821	1	
7	SCREW, #10-24 X 3/8 PHILLIPS PAN HEAD ZINC	F05004-3	2	
8	ANGLE, SCALE MOUNT	088785-1	1	
9	BOLT, M8 X 20-8.8-B HEX HEAD FULL THREAD ZINC	F81002-4	2	
10	NUT, M8-8-B HEX NYLON ZINC LOCK	F81032-2	2	
11	DECAL, METRIC SCALE	S11711	1	
12	DECAL, 16-40 MM METRIC SCALE	P12040-1	1	

6.3 Up/Down Chain & Sprockets

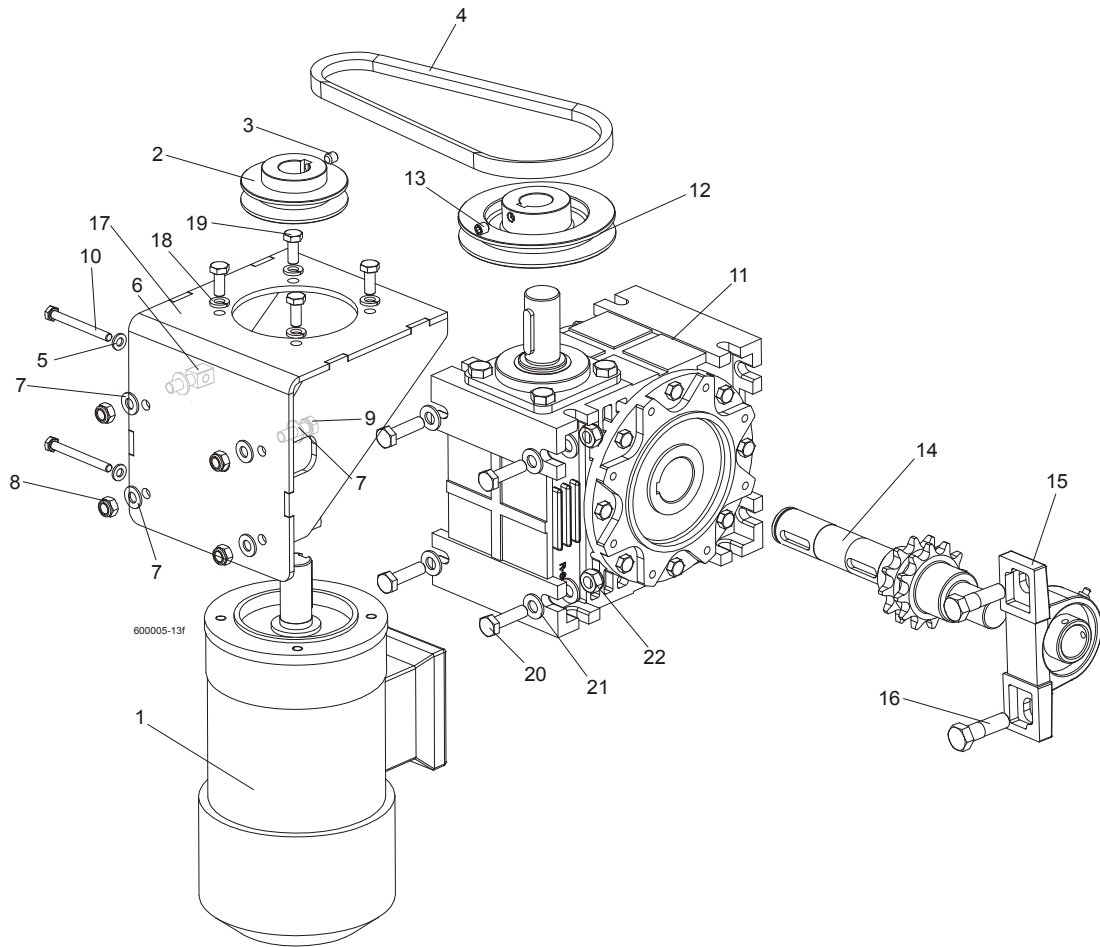


600005-12B

REF	DESCRIPTION (◆ Indicates Parts Available In Assemblies Only)	PART #	QTY.	
1	TENSIONER WELDMENT, UP/DOWN CHAIN ZINC	512181-1	1	
2	WASHER, 13 ZINC FLAT	F81056-1	3	
3	NUT, M12-8 HEX NYLON ZINC LOCK	F81034-2	2	
4	CHAIN, 12B-2 97-LINK	512197	1	
5	LINK, 12B-2Pz MASTER	099249	1	
	SPROCKET ASSEMBLY, UP/DOWN IDLER	512180	2	

6	Sprocket, Zinc-plated	512179-1	1	
7	Bearing, 6203-2RS FLT Rolling	086114	2	
8	Ring, W40 Spring Retaining	F81090-3	2	
9	Bolt, M16D1F6 x 90-8.8 Hex Fit Short Thread Zinc	F81006-15	1	
10	Spacer, Idler Zinc	088792-1	2	
11	Washer, 17 Zinc Flat	F81058-1	1	
12	Nut, M16-8 Hex Nylon Zinc Lock	F81036-2	1	
13	Spring, 14x30x3,2	090797	1	

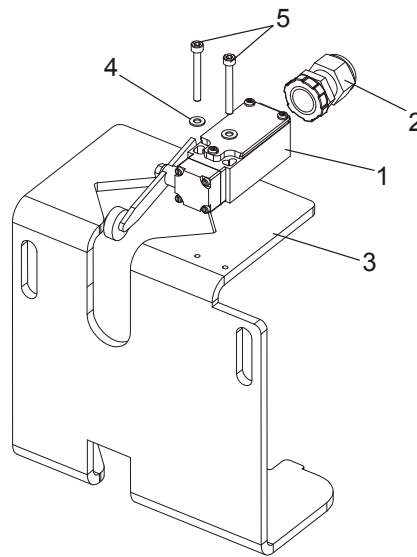
6.4 Up/Down Drive Assembly



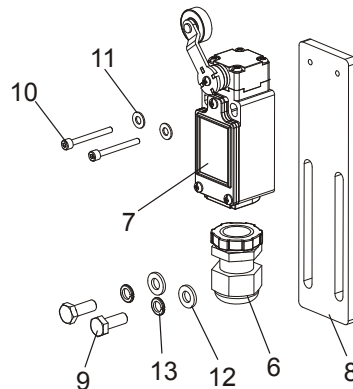
REF	DESCRIPTION (◆ Indicates Parts Available In Assemblies Only)	PART #	QTY.	
	MOTOR W/MOUNT BRACKET, AC UP/DOWN	090493	1	
1	AC Motor, 2 gear STKg90 6/4L2 IMB14/162	086530	1	
2	Pulley, AC Motor Painted	090497-1	1	
3	Screw, M8x8-33H Hex Socket Set Flat Point Zinc	F81014-1	1	
4	V-Belt, HA-670	091328	1	
5	Washer, 6.4 Zinc Flat	F81053-1	2	
6	Bolt, Special - Zinc Plated	088962-1	2	
7	Washer, 8.4 Zinc Flat	F81054-1	8	
8	Nut, M8-8-B Hex Nylon Zinc Lock	F81032-2	4	
9	Bolt, M8X25-8.8-B Hex Head Full Thread Zinc	F81002-5	2	
10	Bolt, M6x60-8.8 Hex Head Full Thread Zinc	F81001-9	2	

	GEAR BOX ASSEMBLY, UP/DOWN DRIVE	091310	1	
11	Gear Box, R80/64/WBS/D1,N+S,V5	097701	1	
12	Pulley, Up/Down Gear Painted	091308-1	1	
13	Screw, M8x8-33H Hex Socket Set Flat Point Zinc	F81014-1	1	
14	Output Shaft W/Sprocket, Up/Down Drive	512183	1	
15	Bearing Assembly, UCP205 CX	088468	1	
16	Bolt, M12 x 40-8.8 Hex Head Zinc	F81004-1	1	
17	BRACKET, AC UP/DOWN MOTOR MOUNT PTD	090494-1	1	
18	WASHER 8.2 SPLIT LOCK ZINC	F81054-4	4	
19	BOLT, M8 X 20-8.8-B HEX HEAD FULL THREAD ZINC	F81002-4	4	
20	BOLT M10x35-8.8 HEX HEAD FULL THREAD ZINC	F81003-17	4	
21	WASHER 10,5Fe/Zn5, SPECIAL	F81055-4	8	
22	NUT,M10-8-B NYLON HEX ZINC LOCK	F81033-1	4	

6.5 Safety Switches



600045B

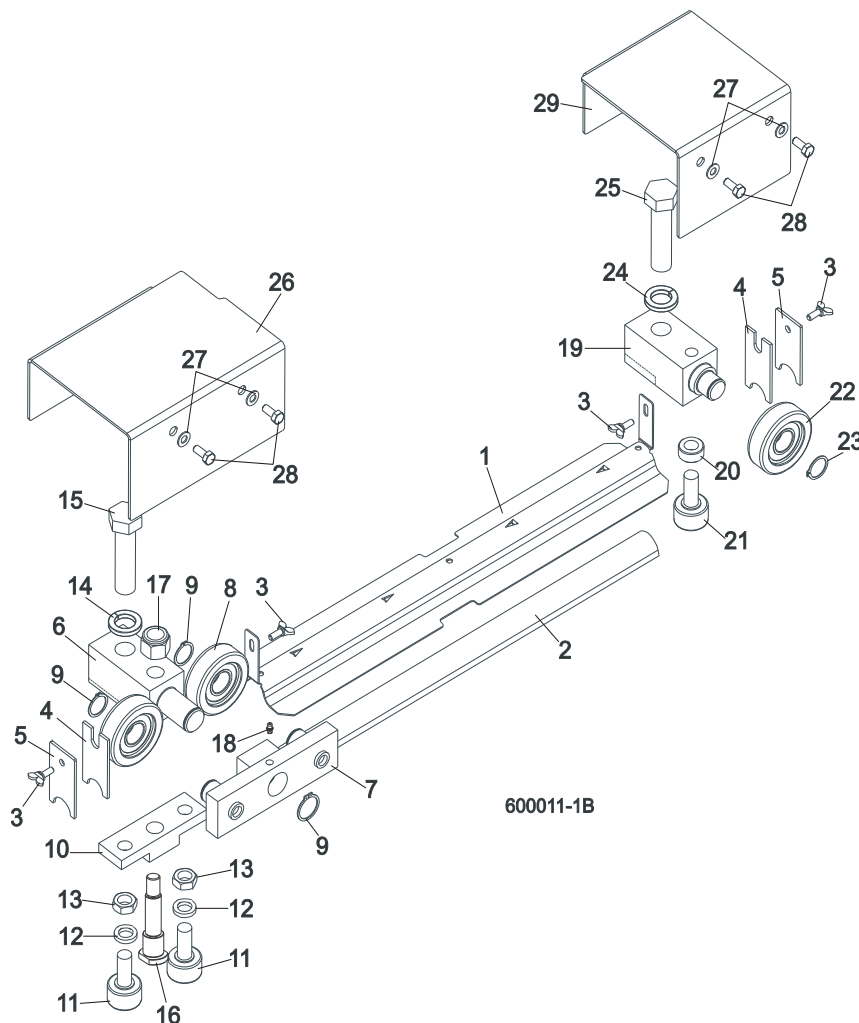


REF	DESCRIPTION (◆ Indicates Parts Available In Assemblies Only)	PART #	QTY.
1	SWITCH , GLCB01A2B SAFETY	086469	2
2	STUFFING-BOX, SKINTOP PG 13,5	086524	2
3	SUPPORT, POWER CORD BRACKET	090460-1 ¹	1
4	WASHER 4,3 FE/ZN5 PN-M/82005	F81051-2	4
5	SCREW, M4x35-8.8 HEX SOCKET HEAD CAP ZINC	F81011-34	4
	KIT, LT70 SAFETY SWITCH LOWER	505711	1
6	STUFFING-BOX, SKINTOP PG 13,5	086524	1
7	LIMIT SWITCH, GLCB01A1B	100931	1
8	BAR, SAFETY SWITCH MOUNT	505125-1	1
9	BOLT, M6 x 16 8.8 Fe/Zn5 PN-M/82105	F81001-15	2
10	BOLT, M3X30 8.8 SOCKET HEAD ZINC	F81011-38	2
11	WASHER 4,3 FE/ZN5 PN-M/82005	F81051-2	2
12	WASHER, M6, FLAT,ZINC	F81053-1	2
13	WASHER, M6 SPLIT LOCK ZINC	F81053-3	2

¹ LT70DC version only.

SECTION 7 FEED SYSTEM & TRACK ROLLERS

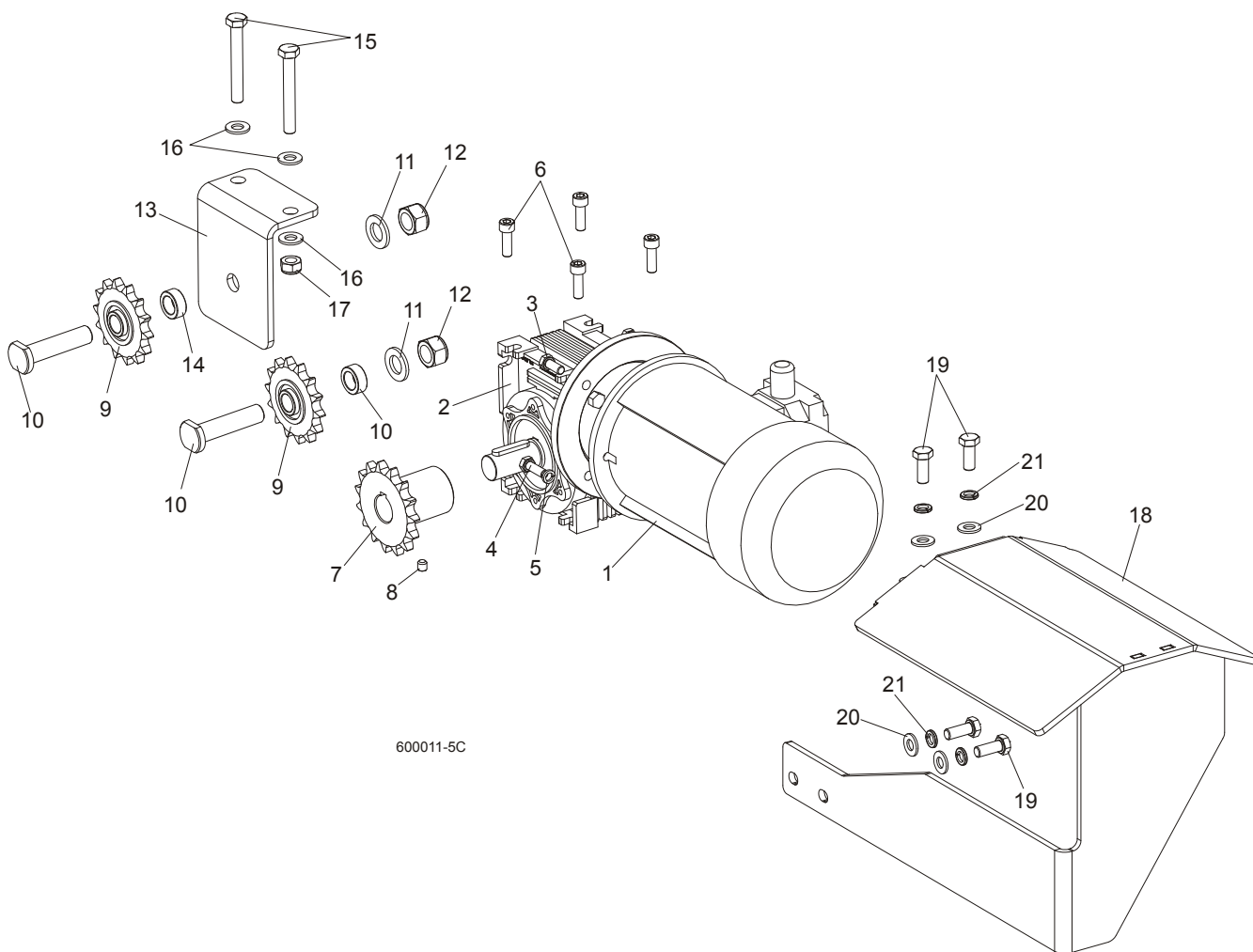
7.1 Upper Track Rollers And Wipers



REF	DESCRIPTION (◆ Indicates Parts Available In Assemblies Only)	PART #	QTY.
1	COVER, LT40/70 MIDDLE TRACK - SERVICE	092868-S	1
	Cover, LT40/70 Middle Track Ptd	092868-1	1
2	Strip, 3/16 X 2 X 23 Felt	S09915	1
3	SCREW, M6X16 DIN 316 WING	F81001-16	4
4	WIPER, TOP RAIL	M04113	2
5	PLATE, TRACK WIPER	088559-1	2
	ROLLER ASSEMBLY, UPPER TANDEM TRACK	088530	1
6	Block, Tandem Roller Mount	088532	1
7	Block Assembly, Tandem Roller	088535	1
8	Bearing, CBK-468 Rolling	088433	2
9	Ring, Z30 Spring Retaining	F81090-23	2
10	Block, Cam Follower Mount	088520	1
11	Bearing, Cam Follower (McGill)	012797	2
12	Washer, 16.3 Split Zinc Lock	F81058-2	2
13	Nut, 5/8"-18 Zinc	F05010-11	2
14	Washer, Z24.5 Split Zinc Lock	F81061-4	1
15	Bolt, M24 x 2 x 90-8.8 Hex Head Full Thread Zinc	F81009-2	1

16	Pin, Cam Follower Mount	088531	1	
17	Nut, M16-8 Hex Nylon Zinc Lock	F81036-2	1	
18	Fitting, M6 Straight Grease	086280	1	
	ROLLER ASSEMBLY, REAR UPPER TRACK	088529	1	
19	Block, Rear Upper Roller Mount	088528	1	
20	Spacer, Cam Follower	088536	1	
21	Bearing, Cam Follower (McGill)	012797	1	
22	Roller, CBK-468	088433	1	
23	Ring, Z30 Spring Retaining	F81090-23	1	
24	Washer, Z24.5 Split Zinc Lock	F81061-4	1	
25	Bolt, M24x2x90-8.8 Hex Head Full Thread Zinc	F81009-2	1	
26	COVER, TANDEM ROLLER	088526-1	1	
27	WASHER, 6.4 ZINC FLAT	F81053-1	4	
28	BOLT, M6X16 8.8 HEX HEAD FULL THREAD ZINC	F81001-15	4	
29	COVER, REAR UPPER ROLLER	088527-1	1	

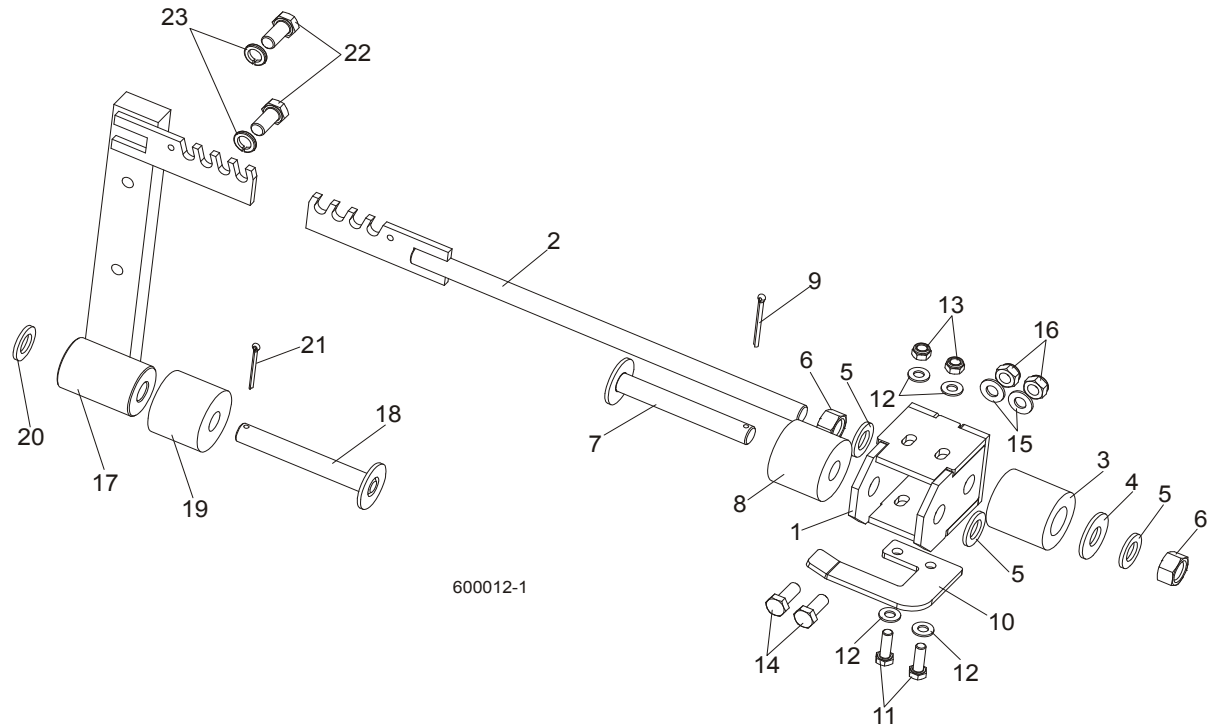
7.2 Power Feed Assembly



REF	DESCRIPTION (◆ Indicates Parts Available In Assemblies Only)	PART #	QTY.
	MOTOREDUCER MR-50/7.5/1.1-1380/K3/B8	100936	1
1	Electric motor 1,1kW AC	090104	1
2	MOTOREDUCER, MR-50/7.5/DO SILN/K3,N+S,B8	100935	1
3	BOLT, M8X20MM, HEX HEAD,GR 5.8 ZINC	F81002-4	2
4	BOLT,M8X25-8.8-B HEX HEAD FULL THREAD	F81002-5	2
5	WASHER 8,2 FE/ZN9	F81054-4	2
6	SCREW, M8x25 -8.8 HEX SOCKET HEAD CAP	F81002-21	4
7	SPROCKET, 10B Z15 ZINC	088541-1	1
8	SCREW, M8x8-33H HEX SOCKET SET FLAT POINT ZINC	F81014-1	2
9	SPROCKET, KSR 16.L0.10.10.14.08 W/BEARING	088867	2
10	PIN, ZINC SPROCKET MOUNT	088994-1	2
11	WASHER, 17 ZINC FLAT	F81058-1	2
12	NUT, M16-8 HEX NYLON ZINC LOCK	F81036-2	2
13	BRACKET, POWER FEED SPROCKET MOUNT	088507-1	1
14	SPACER, POWER FEED SPROCKET	088550-1	1
15	BOLT, M10x75-8.8 HEX HEAD ZINC	F81003-15	2

16	WASHER, 10.5 ZINC FLAT	F81055-1	4	
17	NUT, M10-8-B HEX NYLON ZINC LOCK	F81033-1	2	
	GUARD, LT70AC POWER FEED MOTOR COMPLETE	504651	1	
18	GUARD, LT70AC POWER FEED MOTOR	504652-1	1	
19	BOLT, M10-1.5X25MM HH GR8.8	F81003-11	4	
20	WASHER, 10.5 ZINC FLAT	F81055-1	4	
21	WASHER, 10.2 SPLIT LOCK ZINC	F81055-2	4	

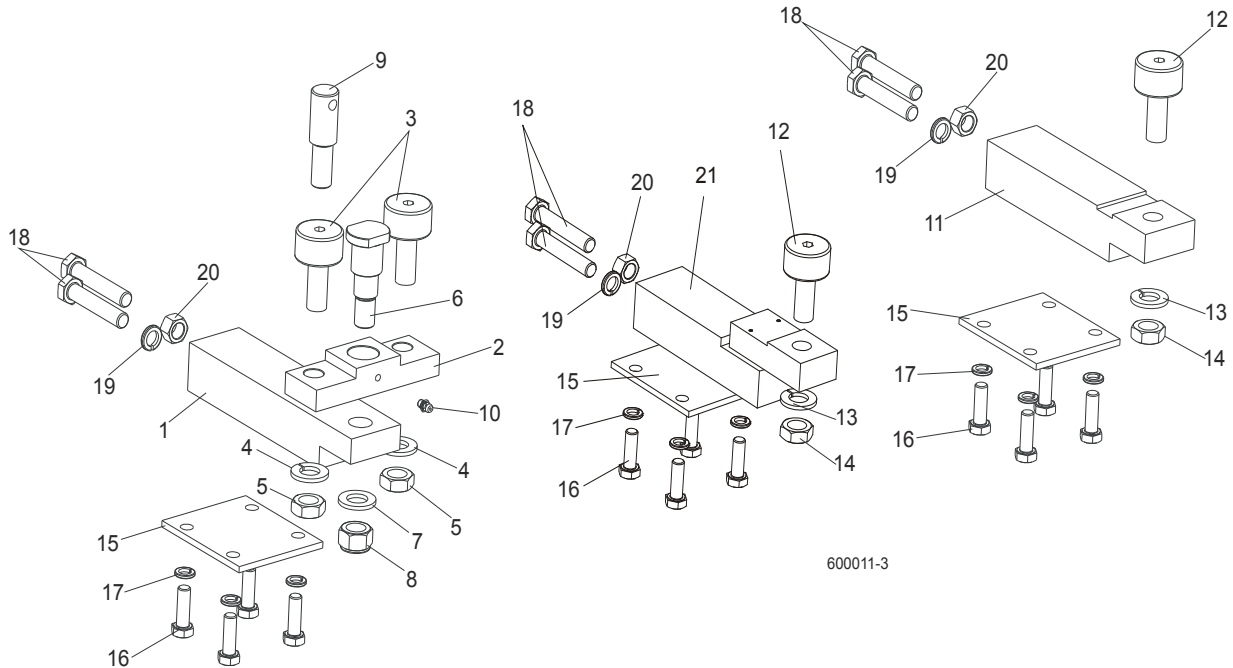
7.3 Feed Chain/Stop



600012-1

REF	DESCRIPTION (◆ Indicates Parts Available In Assemblies Only)	PART #	QTY.
1	MOUNT WELDMENT, FRONT CARRIAGE STOP	089365-1	1
2	TENSIONER WELDMENT, POWER FEED CHAIN	089364-1	1
3	SPRING, LT15 BLADE TENSIONER	014828	1
4	WASHER, ZINC SPECIAL	089360-1	1
5	WASHER, 17 ZINC FLAT	F81058-1	3
6	NUT, M16-5.8 ZINC HEX	F81036-1	2
7	PIN, RUBBER CARRIAGE STOP	089361-1	1
8	BUSHING, RUBBER STOP	P12165	1
9	PIN, S-Zn 4x25 COTTER	F81043-2	1
10	BRACKET, LIMIT SWITCH	086473-1	1
11	BOLT, M8X25-8.8-B HEX HEAD FULL THREAD ZINC	F81002-5	2
12	WASHER, 8.4 ZINC FLAT	F81054-1	4
13	NUT, M8-8-B HEX NYLON ZINC LOCK	F81032-2	2
14	BOLT, M10X25 8.8 HEX HEAD FULL THREAD	F81003-31	2
15	WASHER, 10.5 ZINC FLAT	F81055-1	2
16	NUT, M10-8-B HEX NYLON ZINC LOCK	F81033-1	2
	STOP ASSEMBLY, REAR POWER FEED	089362	1
17	Stop Weldment, Rear Power Feed	088346-1	1
18	Pin, Rubber Carriage Stop	089361-1	1
19	Bushing, Rubber Stop	P12165	1
20	Washer, 17 Zinc Flat	F81058-1	1
21	Pin, S-Zn 4x25 Cotter	F81043-2	1
22	BOLT, M12X25-8.8 HEX HEAD FULL THREAD ZINC	F81004-31	2
23	WASHER, 13 ZINC FLAT	F81056-1	2
	CHAIN, 10B-1 POWER FEED	088670	1
	LINK, 10B-1PZ MASTER	088671	2

7.4 Lower Track Rollers



REF	DESCRIPTION (◆ Indicates Parts Available In Assemblies Only)	PART #	QTY.
	BLOCK ASSEMBLY, VERTICAL MAST ALIGNMENT DOUBLE	088523	1
1	Block, Vertical Mast Alignment Double	088517	1
2	Block, Cam Follower Mount	088520	1
3	Bearing, Cam Follower (McGill)	012797	2
4	Washer, 16.3 Split Zinc Lock	F81058-2	2
5	Nut, 5/8"-18 Zinc	F05010-11	2
6	Pin, Cam Follower Mount	088521	1
7	Washer, 17 Zinc Flat	F81058-1	1
8	Nut, M16-8 Hex Nylon Zinc Lock	F81036-2	1
9	Pin, Safety Lock	088519	1
10	Fitting, M6 Straight Grease	086280	1
	BLOCK ASSEMBLY, VERTICAL MAST ALIGNMENT SINGLE	088524	1
11	Block, Vertical Mast Alignment Single	088518	1
12	Bearing, Cam Follower (McGill)	012797	1
13	Washer, 16.3 Split Zinc Lock	F81058-2	1
14	Nut, 5/8"-18 Zinc	F05010-11	1
15	PLATE, LOWER TRACK ROLLER RETAINER	088516	3
16	BOLT, M10X30-5.8 HEX HEAD FULL THREAD ZINC	F81003-2	12
17	WASHER, 10.2 SPLIT ZINC LOCK	F81055-2	12
18	BOLT, M12X1.25X65-8.8 HEX HEAD FULL THREAD ZINC	F81004-40	6
19	WASHER, Z12.2 SPLIT ZINC LOCK	F81056-2	3
20	NUT, M12X1.25-8 ZINC HEX	F81034-8	3
21	BLOCK WELDMENT, LOWER TRACK ROLLER MOUNT	091425	1

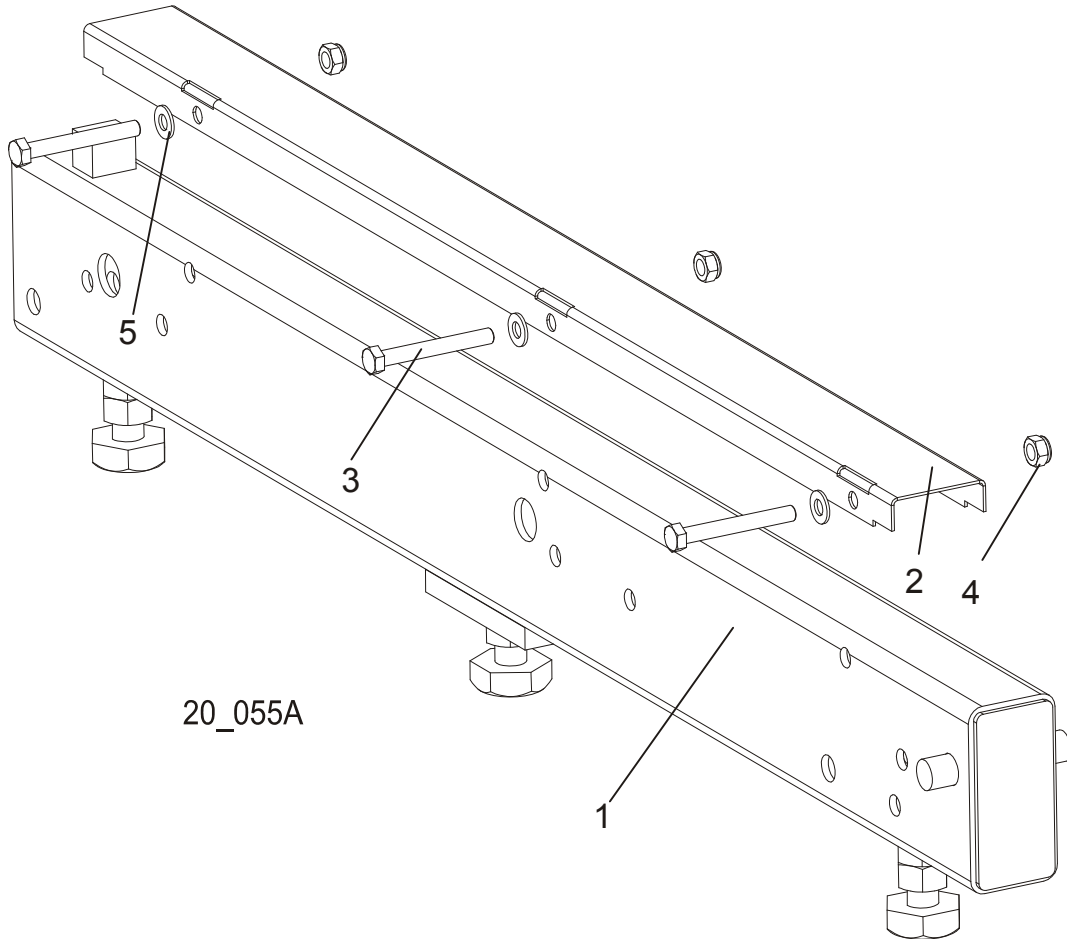
8

BED FRAME ASSEMBLY

Bed Rail Assembly (L Type Frame)

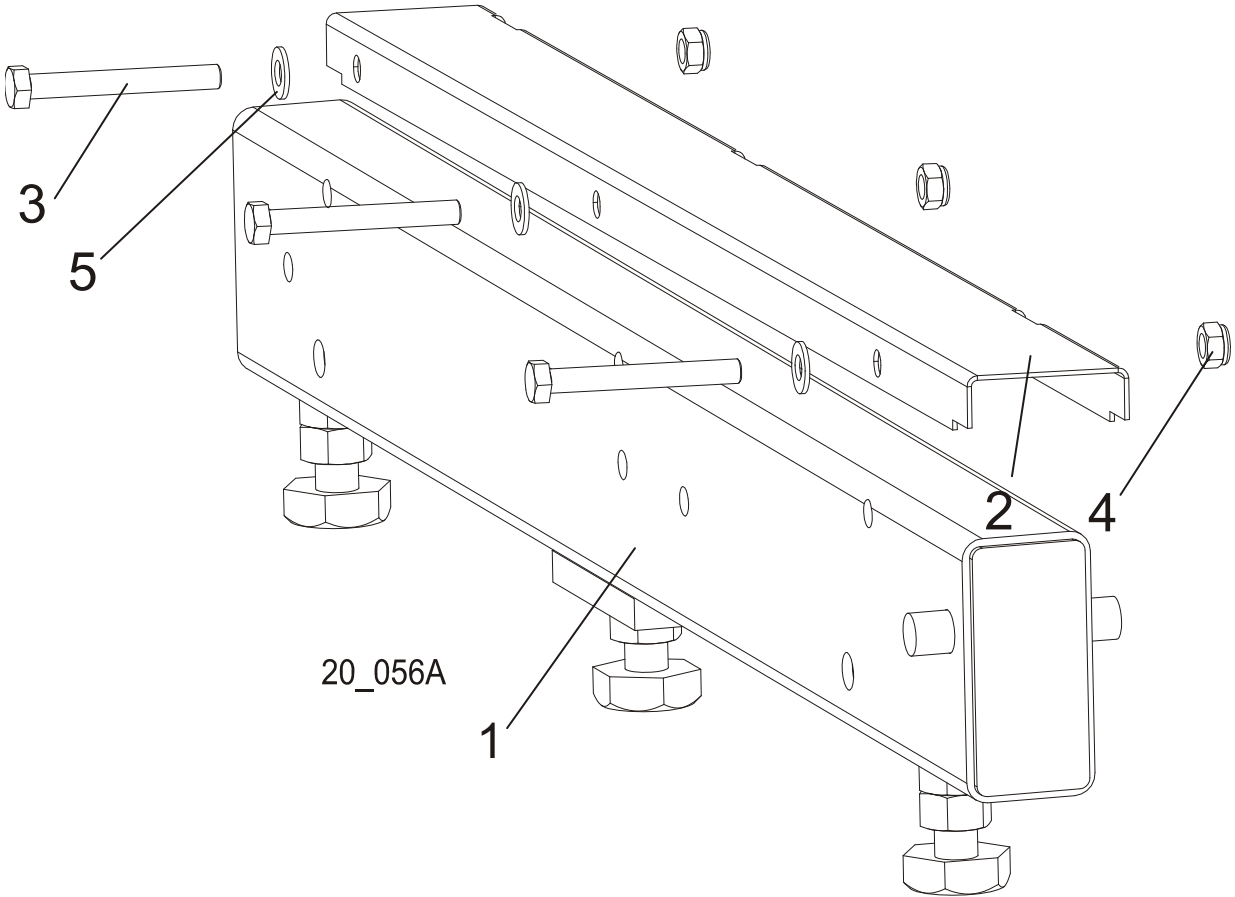
SECTION 8 BED FRAME ASSEMBLY

8.1 Bed Rail Assembly (L Type Frame)



REF.	DESCRIPTION (◆ Indicates Parts Available In Assemblies Only)	PART #	QTY.	
1	LONG BED RAIL ASSEMBLY	089385	1	
2	COVER, STAINLESS STEEL BED RAIL	099124	1	
3	BOLT, M8X65-5,8 ZINC HEX HEAD	F81002-3	3	
4	NUT, M8-8-B-ZINC HEX NYLON LOCK	F81032-2	3	
5	WASHER, 8.4 FLAT ZINC	F81054-1	3	

8.2 Bed Rail Assembly (L Type Frame)



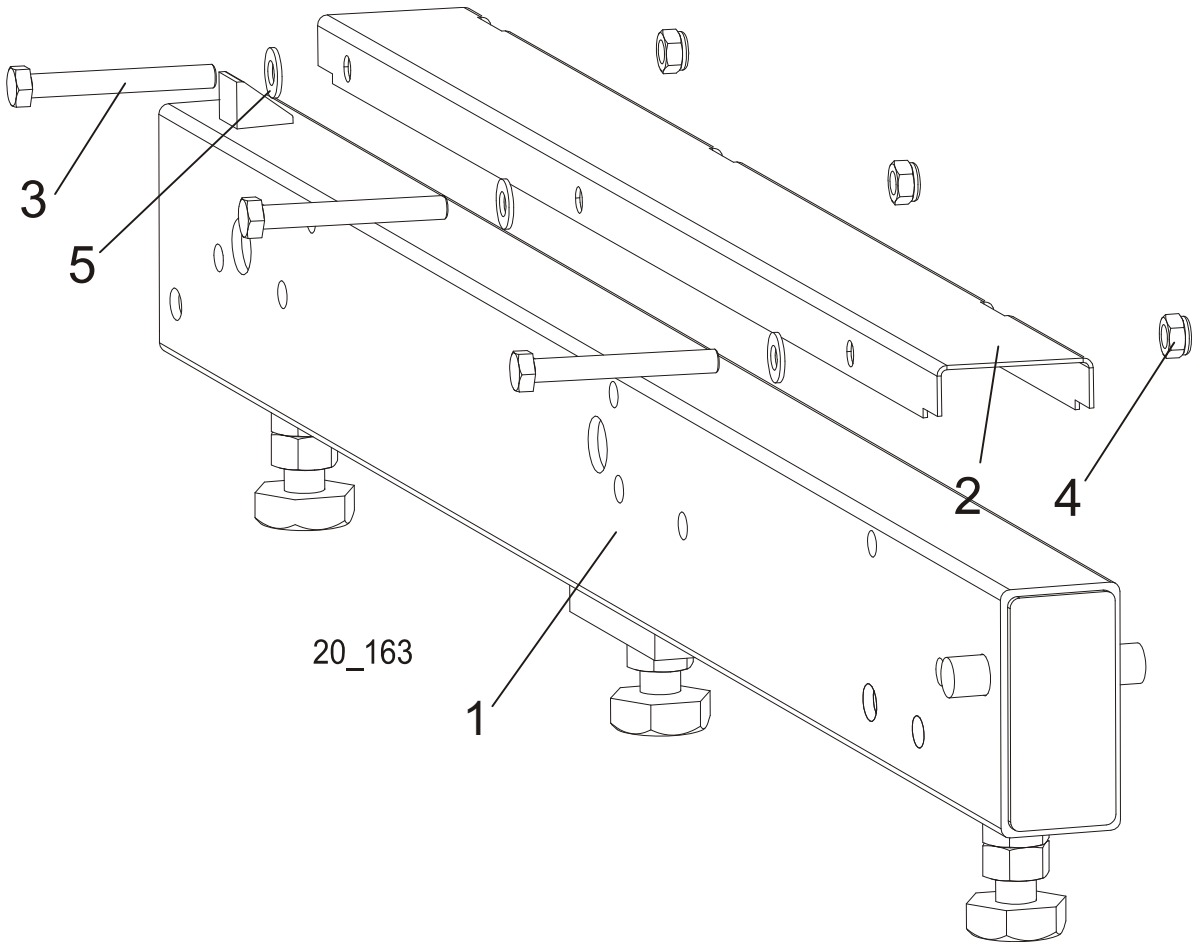
REF.	DESCRIPTION (◆ Indicates Parts Available In Assemblies Only)	PART #	QTY.	
1	BED RAIL ASSEMBLY, SHORT	089386	1	
2	COVER, STAINLESS STEEL BED RAIL	099124	1	
3	BOLT, M8X65-5,8 ZINC HEX HEAD	F81002-3	3	
4	NUT, M8-8-B-ZINC HEX NYLON LOCK	F81032-2	3	
5	WASHER, 8.4 FLAT ZINC	F81054-1	3	

8

BED FRAME ASSEMBLY

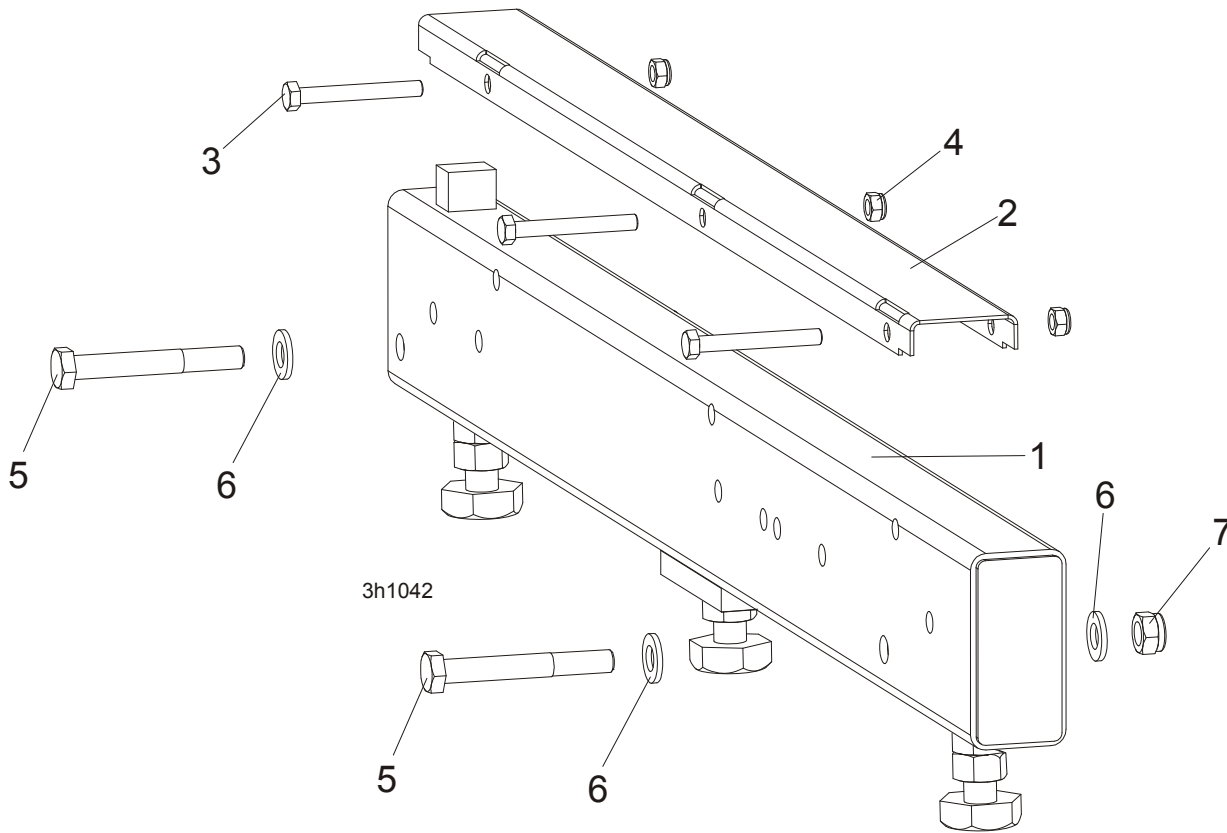
Bed Rail Assembly (L Type Frame)

8.3 Bed Rail Assembly (L Type Frame)



REF.	DESCRIPTION (◆ Indicates Parts Available In Assemblies Only)	PART #	QTY.	
1	BED TRANSVERSE	100680	1	
2	COVER, STAINLESS STEEL BED RAIL	099124	1	
3	BOLT, M8X65-5,8 ZINC HEX HEAD	F81002-3	3	
4	NUT, M8-8-B-ZINC HEX NYLON LOCK	F81032-2	3	
5	WASHER, 8.4 FLAT ZINC	F81054-1	3	

8.4 Bed Rail Assembly (L Type Frame)

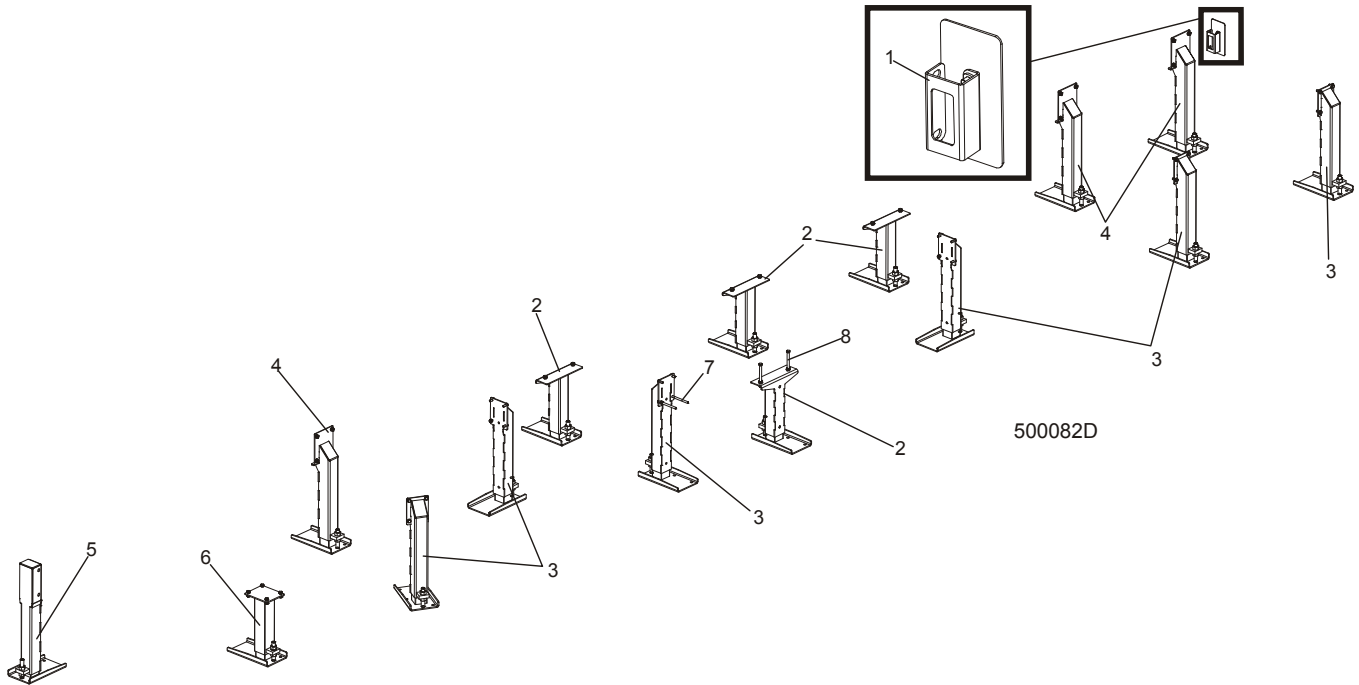


REF.	DESCRIPTION (◆ Indicates Parts Available In Assemblies Only)	PART #	QTY.
1	BED RAIL ASSEMBLY	096993	1
2	COVER, STAINLESS STEEL BED RAIL	099124	1
3	BOLT, M8X65-5,8 ZINC HEX HEAD	F81002-3	3
4	NUT, M8-8-B-ZINC HEX NYLON LOCK	F81032-2	3
5	BOLT,M12X90-8.8 HEX HEAD ZINC	F81004-2	2
6	WASHER, M12 , FLAT, ZINC	F81056-1	4
7	NUT,M12-8 HEX NYLON ZINC LOCK	F81034-2	2

8 BED FRAME ASSEMBLY

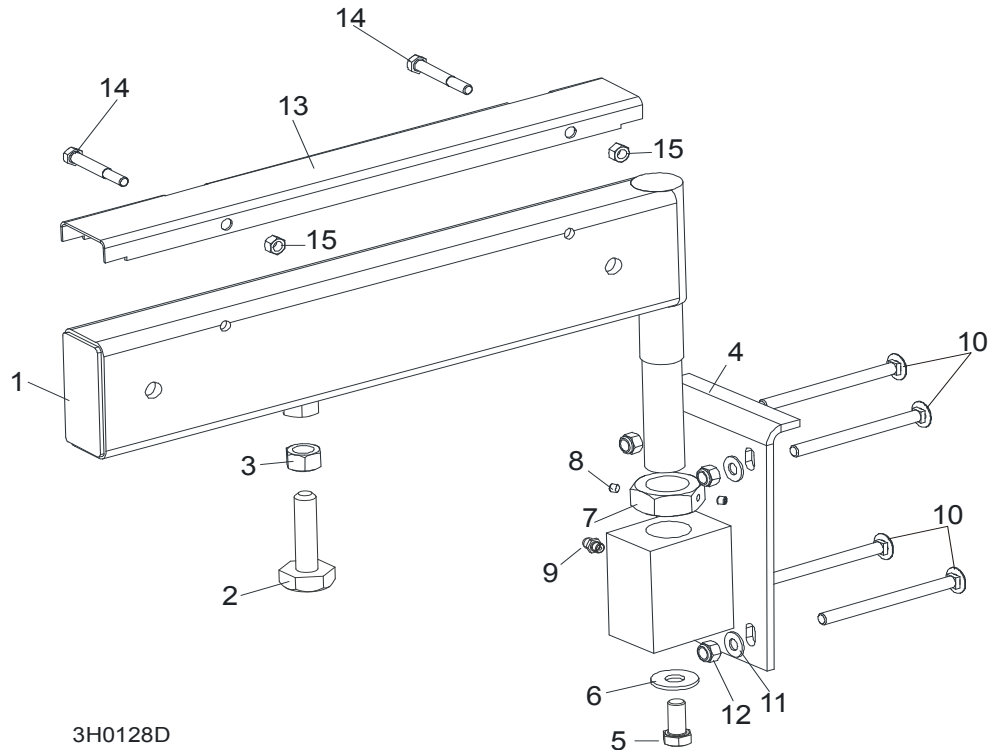
Leg, Stationary

8.5 Leg, Stationary



REF.	DESCRIPTION (◆ Indicates Parts Available In Assemblies Only)	PART #	QTY.
	LEG KIT, "L" FRAME OUTRIGGER STATIONARY	500531	1
1	COVER ASSEMBLY, MAIN TUBE	093052	1
2	LEG, OUTRIGGER STATIONARY MIDDLE	501637	4
3	LEG, OUTRIGGER STATIONARY LEFT	501639	6
4	LEG, OUTRIGGER STATIONARY RIGHT	501640	3
5	LEG, OUTRIGGER STATIONARY FRONT	501641	1
6	LEG, STATIONARY	505766	1
7	BOLT, M10x125-8.8 HEX HEAD ZINC	F81003-18	2
8	BOLT, M12x130-8.8-Fe/Zn5 PN-M/82101	F81004-36	2

8.6 Pivot Bed Rail Assembly



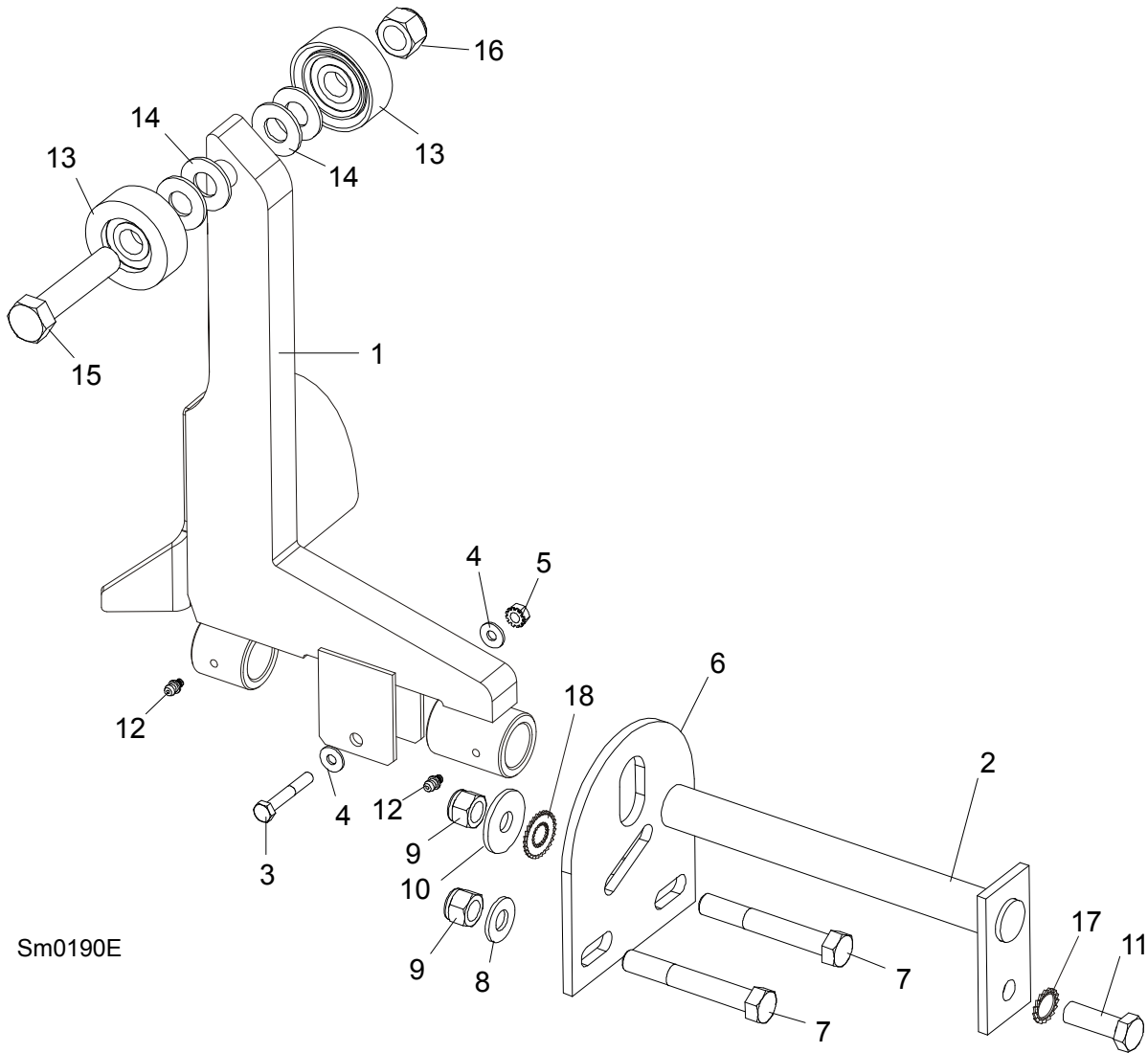
3H0128D

REF.	DESCRIPTION (◆ Indicates Parts Available In Assemblies Only)	PART#	QTY.
	PIVOT BED RAIL, COMPLETE	087855	2
1	Pivot Bed Rail Assembly	087848-1	1
	Bolt Assembly, Bed Rail Adjustment		1
2	Bolt, Pivot Bed Rail Adjustment	505006	1
3	Nut, M16-5.8 Zinc Hex	F81036-1	1
4	Bracket, Pivot Bed Rail Mounting	087841-1	1
5	Bolt, M12x25-8.8 Hex Head Full Thread Zinc	F81004-31	1
6	Washer, 9/16" Zinc Flat	F05011-52	1
7	Nut, M32x2-04-B Zinc	087975	1
8	Screw, M6x8 Hex Socket Set Cone Point Zinc	F81013-1	2
9	Fitting, 3/16" Straight Grease	086280	1
10	BOLT, M10X125 8.8 MUSHROOM HEAD SQUARE NECK ZINC	F81003-34	4
11	WASHER, 10.5 FLAT	F81055-1	8
12	NUT, M16-8 HEX NYLON ZINC LOCK	F81036-2	8
	COVER KIT, STAINLESS STEEL PIVOT BED RAIL	N/A	2
13	Cover, Pivot Bed Rail	099123	1
14	Bolt, M8x65-5.8 Hex Head Zinc	F81002-3	2
15	Nut, M8-8-B Hex Nylon Zinc Lock	F81032-2	2
	WRENCH, BED RAIL ADJUSTMENT (See Section 8.3)	015970	1

8 BED FRAME ASSEMBLY

Log Side Support Assembly (Manual)

8.7 Log Side Support Assembly (Manual)



Sm0190E

REF.	DESCRIPTION (◆ Indicates Parts Available In Assemblies Only)	PART #	QTY.
1	SUPPORT, LOG SIDE W/GUARD	099785-1	1
2	PIN, LOG SIDE SUPPORT PIVOT	091549-1	1
3	BOLT, M8X45 - 8.8 HEX HEAD GRADE 5	F81002-14	1
4	WASHER, 8.4 FLAT	F81054-1	2
5	NUT, M8-8-B SELF LOCKING	F81032-2	1
6	PLATE, LOG SIDE SUPPORT END	091591-1	1
7	BOLT, M12 X 90-8.8 HEX HEAD	F81004-2	2
8	WASHER, 13 FLAT	F81056-1	2
9	NUT, M12-8 HEX NYLON LOCK	F81034-2	3
10	WASHER, .5" X 1.63" X 11" GA.	086184	1

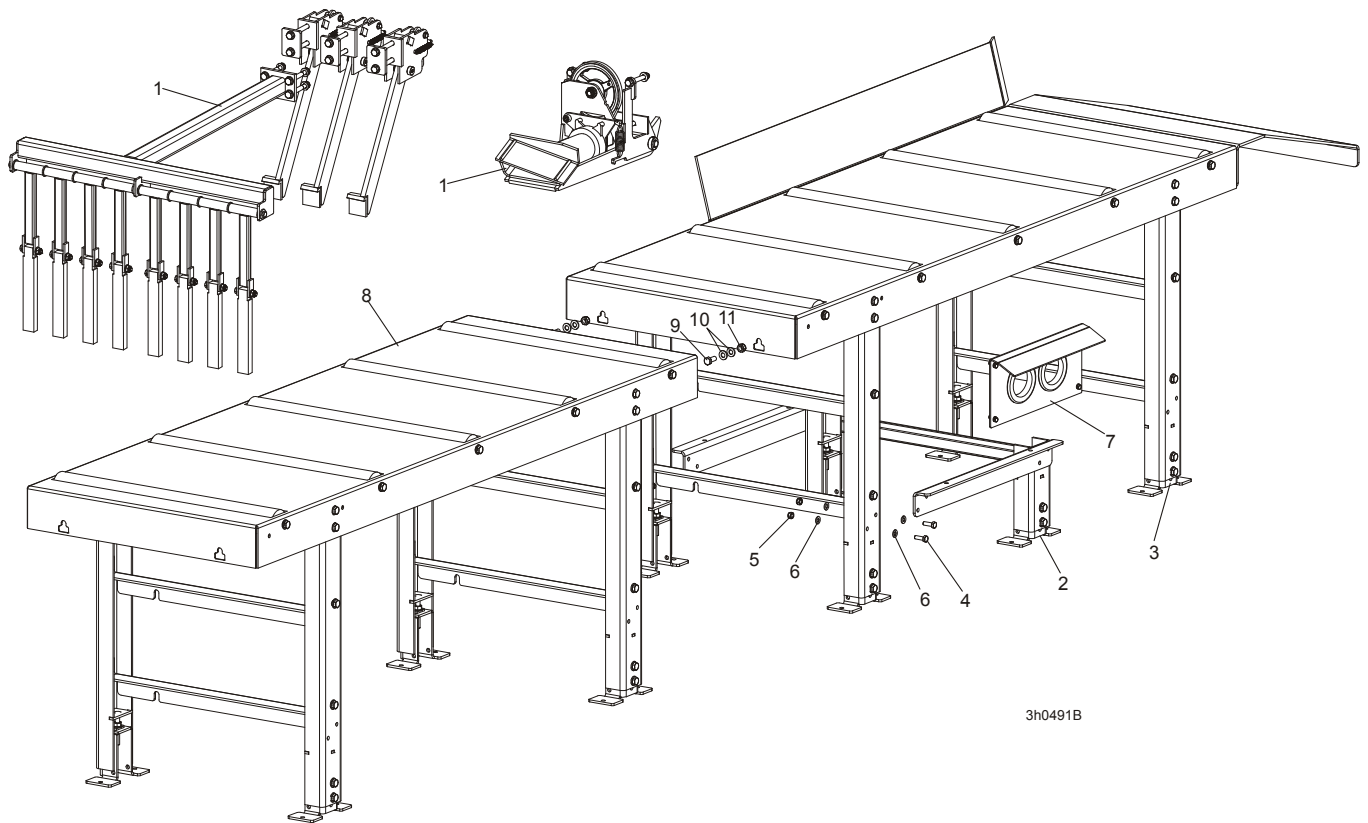
11	BOLT, M12 X 35-8.8 HEX HEAD	F81004-24	1	
12	FITTING, 3/16" GREASE	P04107	2	
13	ROLLER ASSEMBLY, SIDE SUPPORT	015014-1	2	
14	WASHER, 17 FLAT	F81058-1	2	
15	BOLT, M16X65-8.8-B HEX HEAD GRADE 5	F81006-1	1	
16	NUT, M16-8 NYLON LOCK	F81036-2	1	
17	WASHER, SPECIAL BOSART/2S, BN781 M12/13	F81056-16	1	
18	WASHER, SPECIAL BOSART/2S M12/12,3/30,3	F81056-17	1	
	INSTRUCTION SHEET, SIDE SUPPORT ROLLER	015109-526	1	

8

BED FRAME ASSEMBLY

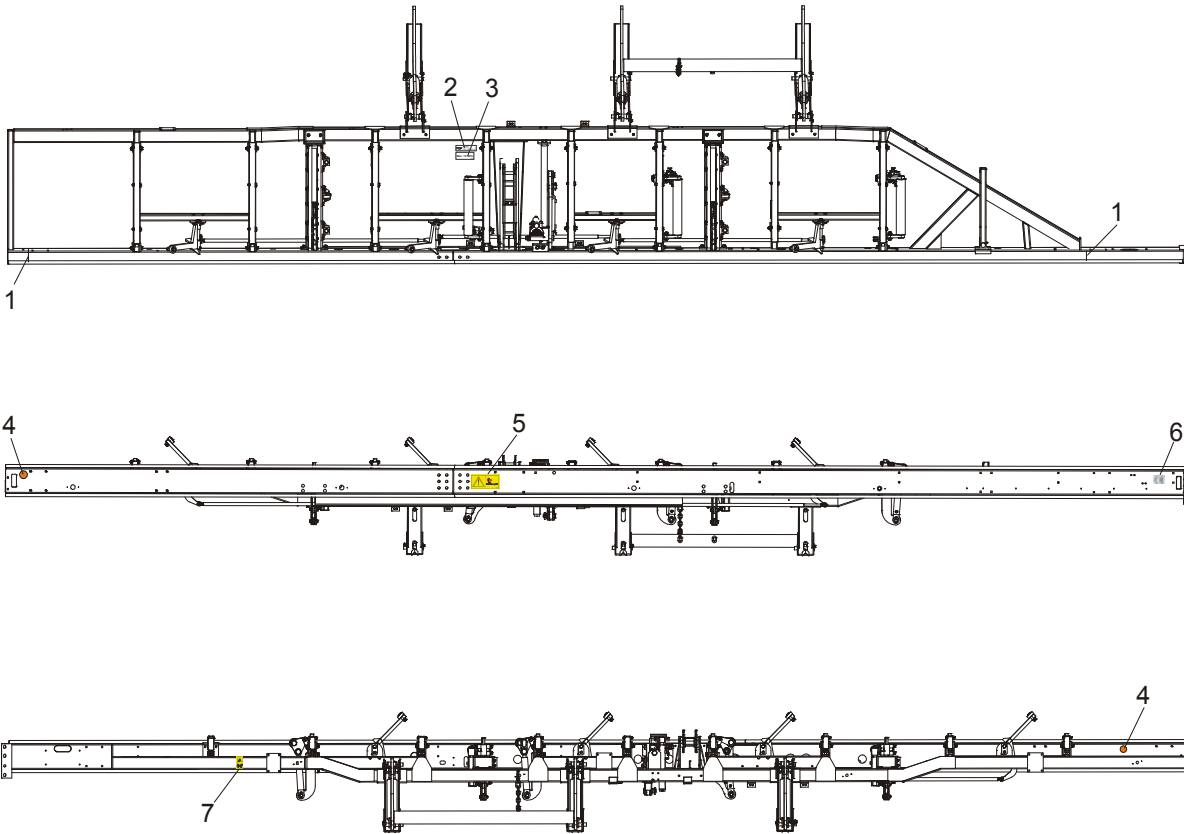
Board Return Table (LT40/70L Option)

8.8 Board Return Table (LT40/70L Option)



REF.	DESCRIPTION (◆ Indicates Parts Available In Assemblies Only)	PART #	QTY.
	TABLE, LT40L DOUBLE	502791	1
	TABLE, LT70L DOUBLE	502790	1
	TABLE, LT40L LONG	502796	1
	TABLE, LT70L LONG	502797	1
1	BOARD RETURN ASSEMBLY	092757	1
	BOARD RETURN ASSEMBLY	092757	1
2	STAND, HYDRAULIC CONTROL BOX COMPLETE	502345	1
3	TABLE, M FRAME LONG FRONT	502537	1
4	BOLT, M8X25-8.8-B HEX HEAD FULL THREAD	F81002-5	4
5	NUT, M8-8-B, HEX,NYLON LOCK ZINC	F81032-2	4
6	WASHER, 8.4 FLAT, ZINC	F81054-1	8
7	COVER, HYDRAULIC HOSES COMPLETE	504262	1
8	TABLE, M FRAME LONG	502539	1
9	BOLT, M10-1.5X25MM HH GR8.8	F81003-11	2
10	NUT, M10-8-B HEX NYLON ZINC LOCK	F81033-1	2
11	WASHER, 10.5 FLAT ZINC	F81055-1	4

8.9 Bed Frame Decals

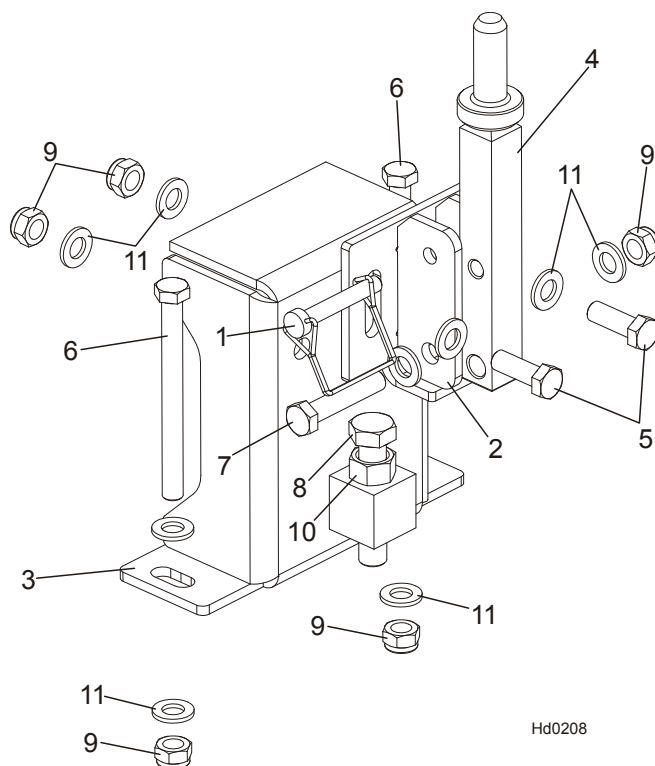


REF.	DESCRIPTION (◆ Indicates Parts Available In Assemblies Only)	PART #	QTY.
1	DECAL, LOG LENGTH LIMIT	S12051	2
2	DECAL, HYDRAULIC OIL TYPE	096323	1
3	DECAL, HYDRAULIC WORKING PRESSURE	099524	1
4	DECAL, AMBER REFLECTIVE 2" ROUND	P07453	2
5	DECAL, PINCH POINT DANGER, PICTOGRAM	099542	1
6	DECAL, CE CERTIFIED SAWMILL, SMALL	P85070	1
7	DECAL, KEEP AWAY DANGER, PICTOGRAM	099221	1

8 BED FRAME ASSEMBLY

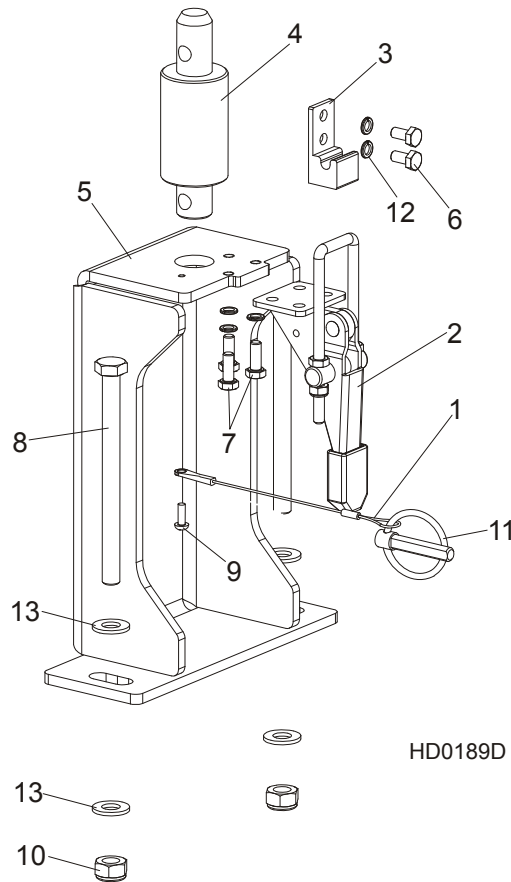
Saw Head Support Assembly

8.10 Saw Head Support Assembly



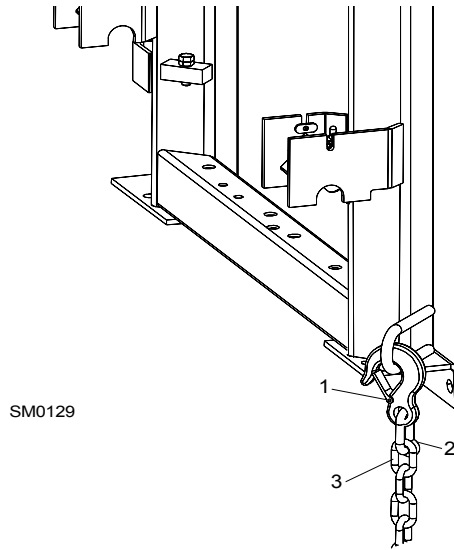
REF.	DESCRIPTION (◆ Indicates Parts Available In Assemblies Only)	PART #	QTY.
	SUPPORT, LT40LE25SAH15-3.0 SAW HEAD REST	504631	1
1	PIN, 3/8 x 2 1/4 SQ WIRE LOCK	014151	1
2	BRACKET, HORIZONTAL PART	504634-1	1
3	SUPPORT, SAW HEAD TRANSPORTATION	504641-1	1
4	PIN, BRACKET HORIZONTAL	504644-1	1
5	BOLT, M12 X 35-8.8-FE/ZN5 HEX HEAD FULL	F81004-24	2
6	BOLT, M12X130-8.8-FE/ZN5 PN-M/82101	F81004-36	2
7	BOLT, M12X60MM, HEX HEAD GR 8.8	F81004-5	1
8	BOLT, M16x80 8.8-B- Fe/Zn5 HEX HEAD FULL	F81006-11	1
9	NUT, M12-8 HEX NYLON ZINC LOCK	F81034-2	5
10	NUT, M16-5.8 HEX ZINC	F81036-1	1
11	WASHER, 13 FLAT ZINC	F81056-1	10

8.11 LT40/7LT70 L Saw Head Support Assembly



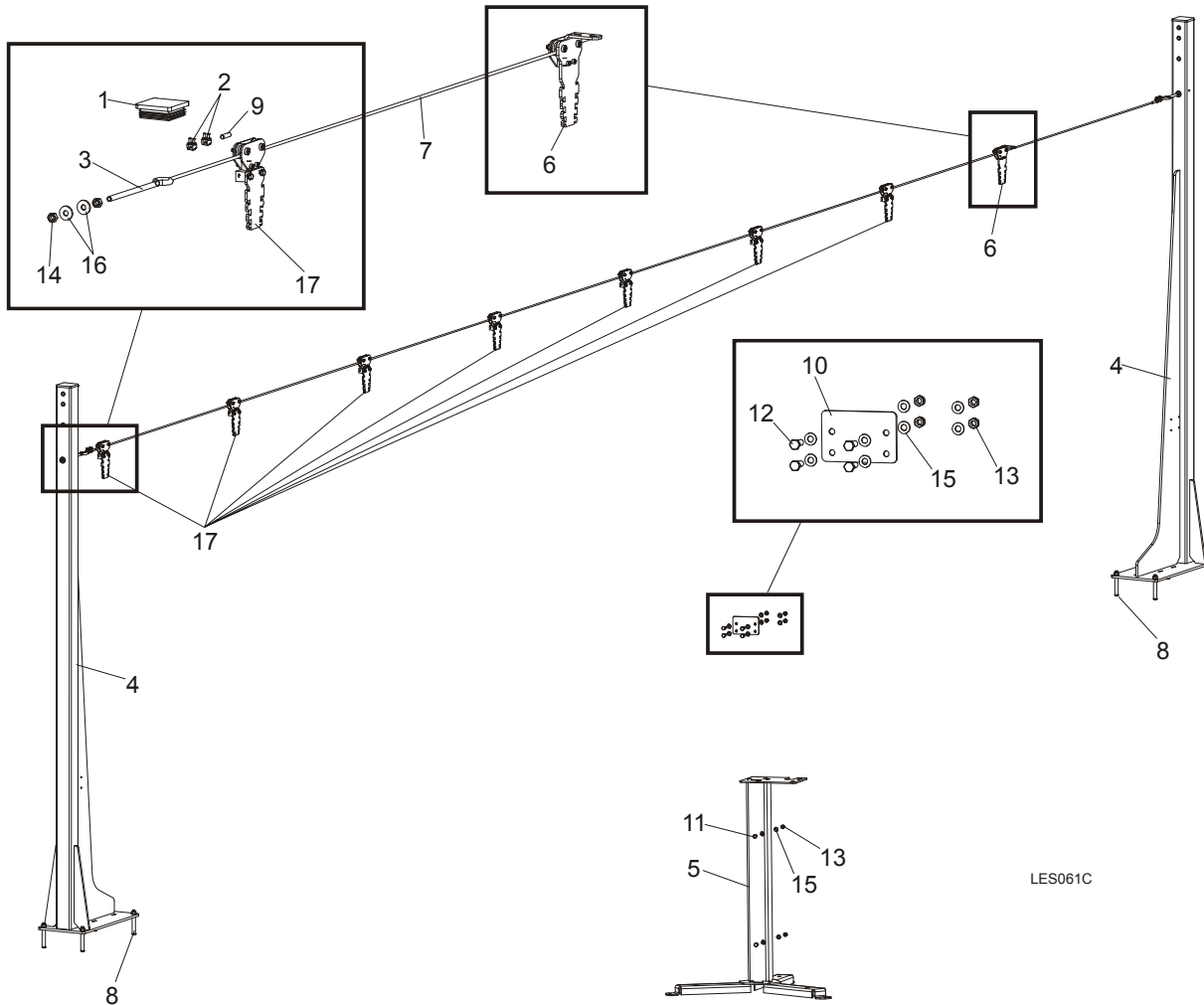
REF	DESCRIPTION (◆ Indicates Parts Available In Assemblies Only)	PART #	QTY.
	SAW HEAD REST PIN W/LATCH CLAMP, LT70L	502392	1
1	LANYARD, 3/64X6"	016030	1
2	CLAMP, GN851.2-320-T4 LATCH	094656	1
3	LATCH BRACKET, GN851.2-320-T4 ZINC-PLATED	094659-1	1
4	PIN, SAW HEAD REST LT20 PTD	097935-1	1
5	BRACKET, SAW HEAD REST	502389-1	1
6	BOLT, M6x12-8.8 HEX HEAD FULL THREAD ZINC	F81001-7	2
7	BOLT, M6 X 16 8.8 FE/ZN5 PN-M/82105	F81001-15	3
8	BOLT, M10x125-8.8 HEX HEAD ZINC	F81003-18	2
9	SCREW, M4x12 5,8-B CROSS RECESSED PAN HEAD	F81011-43	1
10	NUT, M10-8-B HEX NYLON ZINC LOCK	F81033-1	2
11	PIN, 8 BN914 (BOSSARD 134650) LOCK	F81046-2	1
12	WASHER, Z6.1 SPLIT LOCK ZINC	F81053-3	5
13	WASHER, 10.5 FLAT ZINC	F81055-1	4

8.12 Tie Down Chain Assembly



REF	DESCRIPTION (◆ Indicates Parts Available In Assemblies Only)	PART #	QTY.	
	CHAIN ASSEMBLY, TIE DOWN	A04376-1	1	
1	Hook, 5/8" Safety Chain	P12075	1	
2	Screw Closed Chain Link, 10	100767	1	
3	Chain, N-10 x 35, 6 Links	100951	1	

8.13 Remote Equipment Option

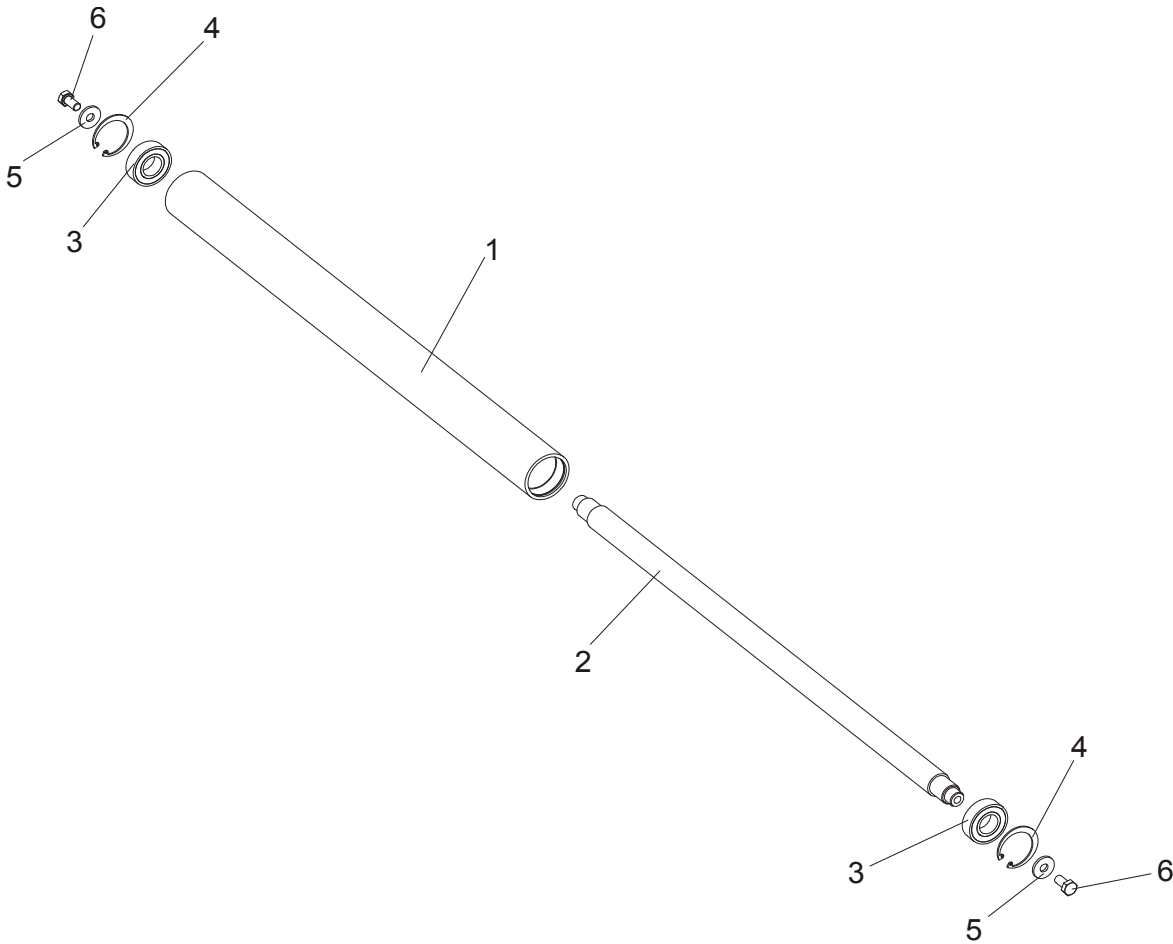


REF	DESCRIPTION (◆ Indicates Parts Available In Assemblies Only)	PART #	QTY.
	EQUIPMENT, LT20B REMOTE COMPLETE	501649	1
1	CAP, EDGER FRAME	089644	2
2	CLAMP, LT20 STRING	091614	4
3	TENSIONER, ZINC-PLATED	500846-1	2
4	COLUMN, LT20B LINE GUIDE	503600-1	2
5	STAND, LT20B CONTROL BOX	501651-1	1
6	PULLEY, STATIONARY	504264	1
7	CABLE, 6MM (11,5 M) STEEL	504279	1
8	PIN, LT 16X120	501877	8
9	POINTER, 6MM STEEL CABLE	504280-1	2
10	CAP, LT20B REMOTE CONTROL BOX	501879-1	1
11	BOLT, M8X20-5.8 HEX HEAD FULL THREAD ZINC	F81002-1	2
12	BOLT, M8x25-8.8-B HEX HEAD FULL THREAD ZINC	F81002-5	4

8**BED FRAME ASSEMBLY***Remote Equipment Option*

13	NUT, M8-8-B HEX NYLON ZINC LOCK	F81032-2	6	
14	NUT, M10-8-B-FE	F81033-3	4	
15	WASHER, 8.4 FLAT ZINC	F81054-1	12	
16	WASHER,10.5 ZINC FLAT SPECIAL	F81055-6	4	
17	PULLEY	504114	7	

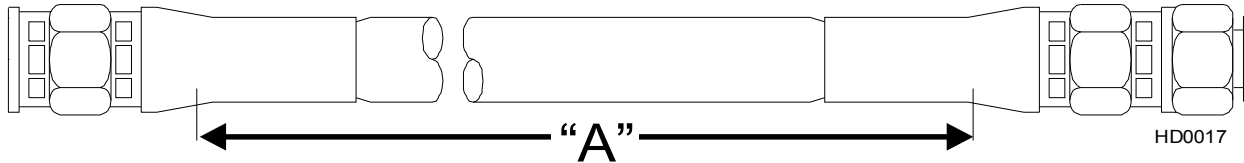
8.14 Board Return Roller Assembly



REF	DESCRIPTION (◆ Indicates Parts Available In Assemblies Only)	PART#	QTY.
	ROLLER ASSEMBLY, WM3000 PAINTED	093291	1
	Tube, WM3000 Roller	091782-1	1
1	Tube, WM3000 Roller	091781	1
2	Shaft, WM3000 Roller	091793	1
3	Bearing, 6205 2RS	091804	2
4	Ring, W50 Inside Retaining	091805	2
5	Washer, 10.5 Special Flat Zinc	F81055-6	2
6	Bolt, M10x20-5.8 Hex Head Full Thread Zinc	F81003-1	2

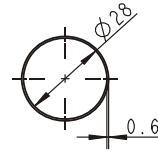
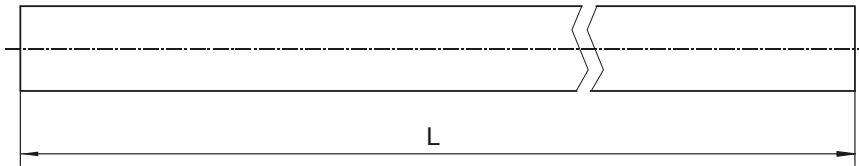
SECTION 9 HYDRAULIC SYSTEM

9.1 Hydraulic Hoses, LT20L/LT40L/LT70L AH



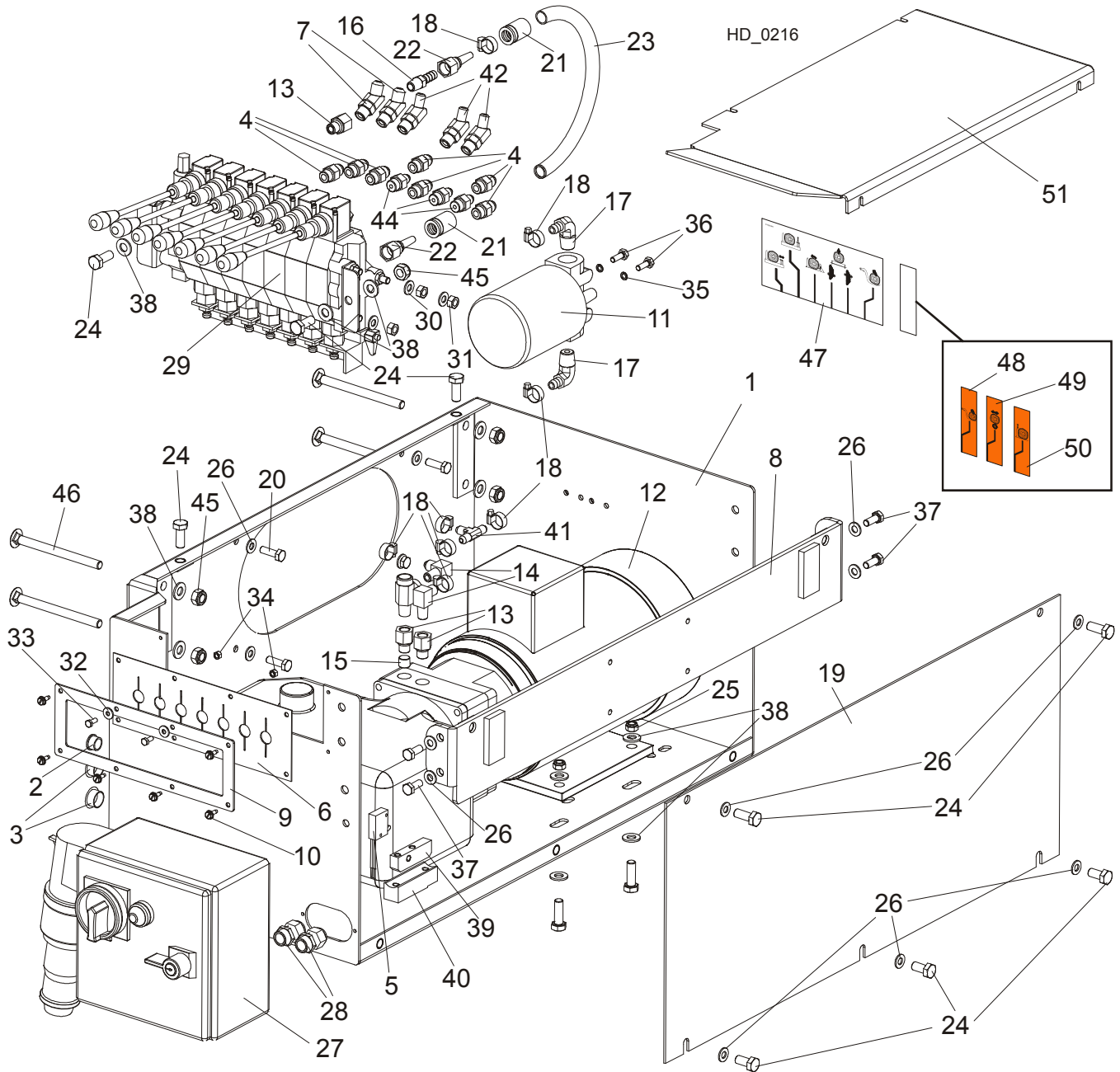
COLOR CODE	LENGTH (m)	DESCRIPTION (◆ Indicates Parts Available In Assemblies Only)	PART #	QTY.
GREEN	1.305	3/8" TEE FITTING / 3RD LOADER ARM, CYLINDER BOTTOM	089808	1
RED	1.305	3/8" TEE FITTING / OIL FLOW DIVIDER	089808	1
GREEN	2.155	3/8" TEE FITTING / 1ST LOADER ARM, CYLINDER BOTTOM	091844	1
BLUE	1.205	3/8" TEE FITTING/ OIL FLOW DIVIDER	504834	1
NONE	10.205	1/4" POWER ROLLER UP/DOWN	506988	2
SIVER/BROWN	9.705	1/4" POWER ROLLER - ROLLER DRIVE - MOTOR	506989	2
NONE/ PINK	7.205	3/8" SIDE SUPPORTS UP/DOWN	506990	2
BROWN/ CHERRY RED	3.755	3/8" SIDE SUPPORTS TO LOG TURNER	506991	2
RED/BLUE	9.755	1/4" CONTROL BOX TO 2ND CLAMP UP/DOWN	506992	2
ORANGE/WHITE	9.605	1/4" CONTROL BOX TO 2ND CLAMP IN/OUT	506993	2
GREEN	9.005	1/4" MIDDLE CLAMP TOP	506994	1
YELLOW	8.705	1/4" MIDDLE CLAMP BOTTOM	506995	1
WHITE	7.775	3/8" MIDDLE CLAMP FRONT END	506996	1
ORANGE	7.605	3/8" MIDDLE CLAMP REAR END	506997	1
CHERRY RED/BLACK	7.205	1/4" 2ND TOE BOARD UP/DOWN	506998	2
CHERRY RED//BLACK	5.905	1/4" 1ST TOE BOARD UP/DOWN	506999	2
RED/BLUE	6.905	1/4" 1ST LOG CLAMP UP/DOWN	507000	2
ORANGE/WHITE	6.005	1/4" 1ST LOG CLAMP IN/OUT	507001	2
BLUE/RED	7.605	3/8" CONTROL BOX - LOG LOADER/LOG DECK	507002	1
YELLOW	2.305	3/8" TEE FITTING / 1ST LOADER ARM, CYLINDER BOTTOM	507003	1
YELLOW	0.905	3/8" TEE FITTING / 2ND LOADER ARM, CYLINDER TOP	507004	1
YELLOW	1.355	3/8" TEE FITTING / 3RD LOADER ARM, CYLINDER TOP	507005	1
BLUE	1.005	3/8" TEE FITTING - TEE FITTING	507006	1
GREEN	0.805	3/8" TEE FITTING / 2ND LOADER ARM, CYLINDER BOTTOM	507181	1

Protective Conduits, LT70 Series A/DH Hydraulic Hoses



LENGTH "L"	DESCRIPTION (◆ Indicates Parts Available In Assemblies Only)	PART #	QTY.
0.70	PROTECTIVE CONDUIT, LOG TURNER HOSE	099761	2
0.28	PROTECTIVE CONDUIT, IN/OUT CYLINDER HOSE - BOTTOM	099762	1
0.45	PROTECTIVE CONDUIT, IN/OUT CYLINDER HOSE - TOP	099763	1
1.35	PROTECTIVE CONDUIT, UP/DOWN CYLINDER HOSE - BOTTOM	099764	1
1.65	PROTECTIVE CONDUIT, UP/DOWN CYLINDER HOSE - TOP	099765	1

9.2 Hydraulic Control Box, LT20L/LT40L/70L AH7 (Option)

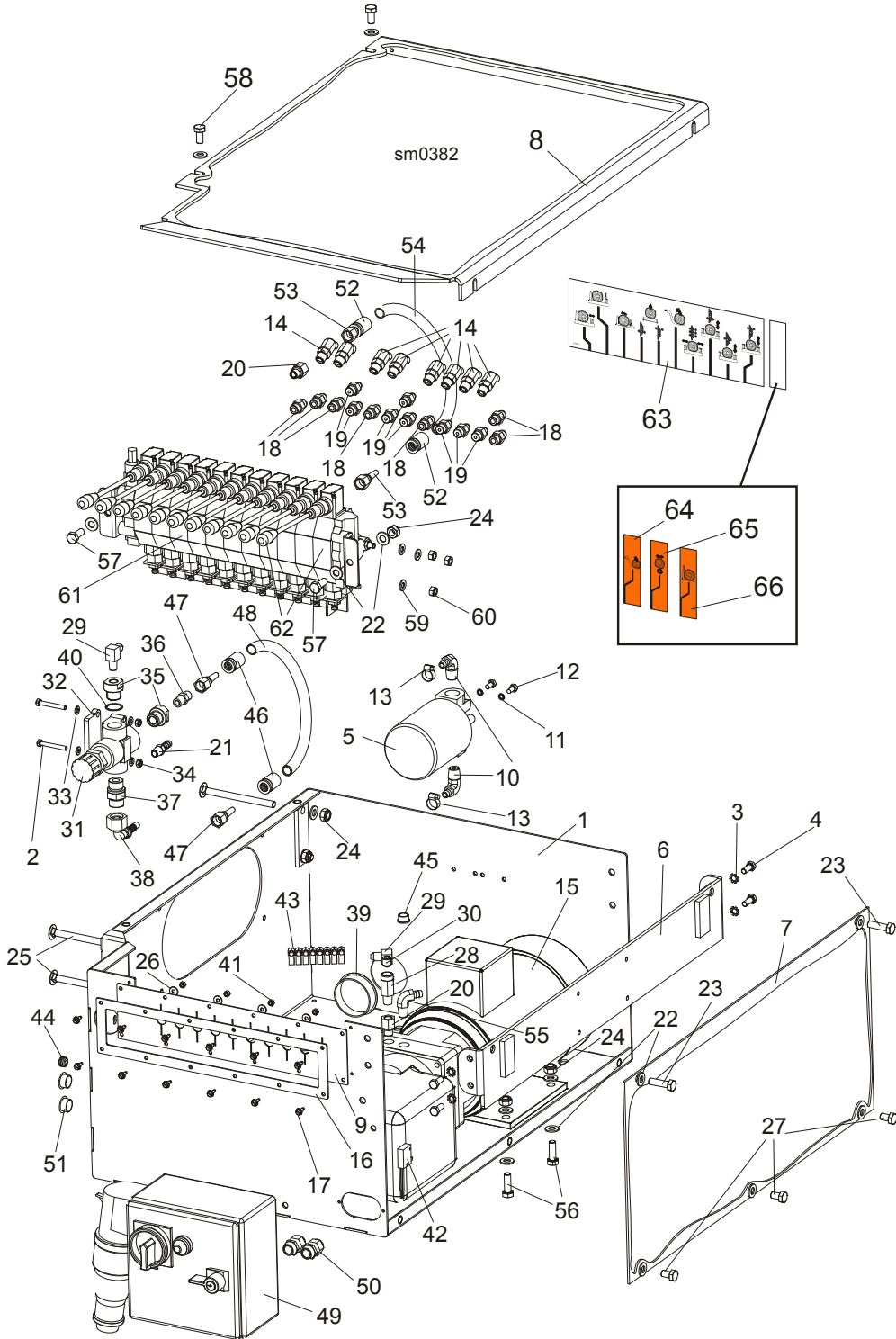


REF.	DESCRIPTION (◆ Indicates Parts Available In Assemblies Only)	PART #	QTY.
	BOX, AH 7-SECTION LT40/70 HYDRAULIC	510563	1
1	BOX WELDMENT, 7-SECTION HYDRAULIC	510564-1	1
2	BUSHING, 15.9 UB625 CONDUIT	086816	1
3	CAP, 1086 DIA. 22.2 HOLE	093544	2
4	FITTING, 3/8JIC - 3/8 O-RING	014687	7
5	SWITCH, 2A 125V R-LEVER NO/NC/COM	014765	1
6	GUARD, 7-SECTION HYD. VALVE RUBBER	510566	1
7	FITTING, 45DEG. #6SAE ELBOW	015489	2
8	BRACKET, AC HYDRAULIC BOX	086518-1	1
9	PLATE, RUBBER GUARD MOUNTING	510567-1	1
10	SCREW, #10-24x1/2 SELF-TAPPING	F05015-7	5

11	MANIFOLD, W/FILTER	P22683	1	
12	HYDRAULIC PUMP W/MOTOR, AC 4KW 14.5L/MIN	500958	1	
13	FITTING, 6SAE MALE-1/4NPT FEMALE	014686	3	
14	FITTING, 3/8JIC-1/4NPT 90L	015491	2	
15	PLUG, TN 192-1/4NPT W/EXTERNAL THREAD	096221	2	
16	FITTING, 1/4NPT-3/8 BARB	014685	1	
17	FITTING, 1/2NPT-3/8 BARB ELBOW	P12707	2	
18	CLAMP, 11/16 WORM	061807	8	
19	PANEL, AC HYDRAULIC BOX FRONT	086484-1	1	
20	BOLT, M8x25-8.8-B HEX HEAD FULL THREAD ZINC	F81002-5	4	
	HOSE, 2T3/8X0.533 W9/16UNF-W9/16UNF HYDRAULIC	087775	1	
21	CRIMP SOCKET 3/8" HYDRAULIC HOSE	085901	2	
22	FITTING, JIC 9/16-18	085900	2	
23	HOSE, 3/8" (C/S-20MPa)P/N8106-6-06 HYDRAULIC	R02132	1	
24	BOLT, M10x25-8.8 HEX HEAD FULL THREAD ZINC	F81003-11	6	
25	NUT, M8-8-B HEX NYLON ZINC LOCK	F81032-2	4	
26	WASHER, 8.4 FLAT ZINC	F81054-1	13	
27	BOX, AC 4kW LT40/70 STARTER	089799	1	
28	GLAND, DP 11/H CABLE	085388	2	
29	VALVE, 7-SECTION AC HYDRAULIC	510560	1	
30	WASHER, 8.4 FLAT ZINC	F81054-1	6	
31	NUT, M8-8-B HEX ZINC	F81032-1	6	
32	WASHER, 5.5 SPECIAL FLAT ZINC	F81052-3	2	
33	BOLT, M5x12-5.8 HEX HEAD FULL THREAD ZINC	F81000-5	2	
34	NUT, M5-8 HEX ZINC	F81030-1	2	
35	WASHER, Z 6.1 SPLIT LOCK ZINC	F81053-3	2	
36	BOLT, 1/4-20X3/4 FT HHC	F05005-1	2	
37	BOLT, M8x20-8.8-B HEX HEAD FULL THREAD ZINC	F81002-4	4	
38	WASHER, 10.5 FLAT ZINC	F81055-1	16	
39	BUTTON, HOT CONTACT 1997	015253	1	
40	BLOCK, EXTEN. HYD. GROUND CONTACT	015264	1	
41	FITTING, 3/8 BARB TEE	015485	1	
42	FITTING, #4SAE-#6SAE 45 DEG. ELBOW	015488	3	
43	BOLT, M10x30-5.8 HEX HEAD FULL THREAD ZINC	F81003-2	4	
44	FITTING, 1/4JIC-3/8 O-RING	P26284	3	
45	NUT, M10-8-B HEX NYLON ZINC LOCK	F81033-1	6	
46	BOLT, M10x125 8.8 CARRIAGE HEAD ZINC	F81003-34	4	
47	DECAL, HYDRAULIC CONTROL SUPER '97 (ENGLISH)	015364-A1	1	
48	DECAL, ADDITIONAL HYDRAULIC SECTION - LOG LOADER	511426 ¹	1	
49	DECAL, ADDITIONAL HYDRAULIC SECTION - POWER ROLLER	511427 ¹	1	
50	DECAL, ADDITIONAL HYDRAULIC SECTION - SIDE SUPPORT	511428 ¹	1	
51	COVER, AC HYDRAULIC CONTROL BOX	086485-1	1	

¹ Depending on order

9.3 Hydraulic Control Box, LT20/40/70 AC 11-Section (Option)



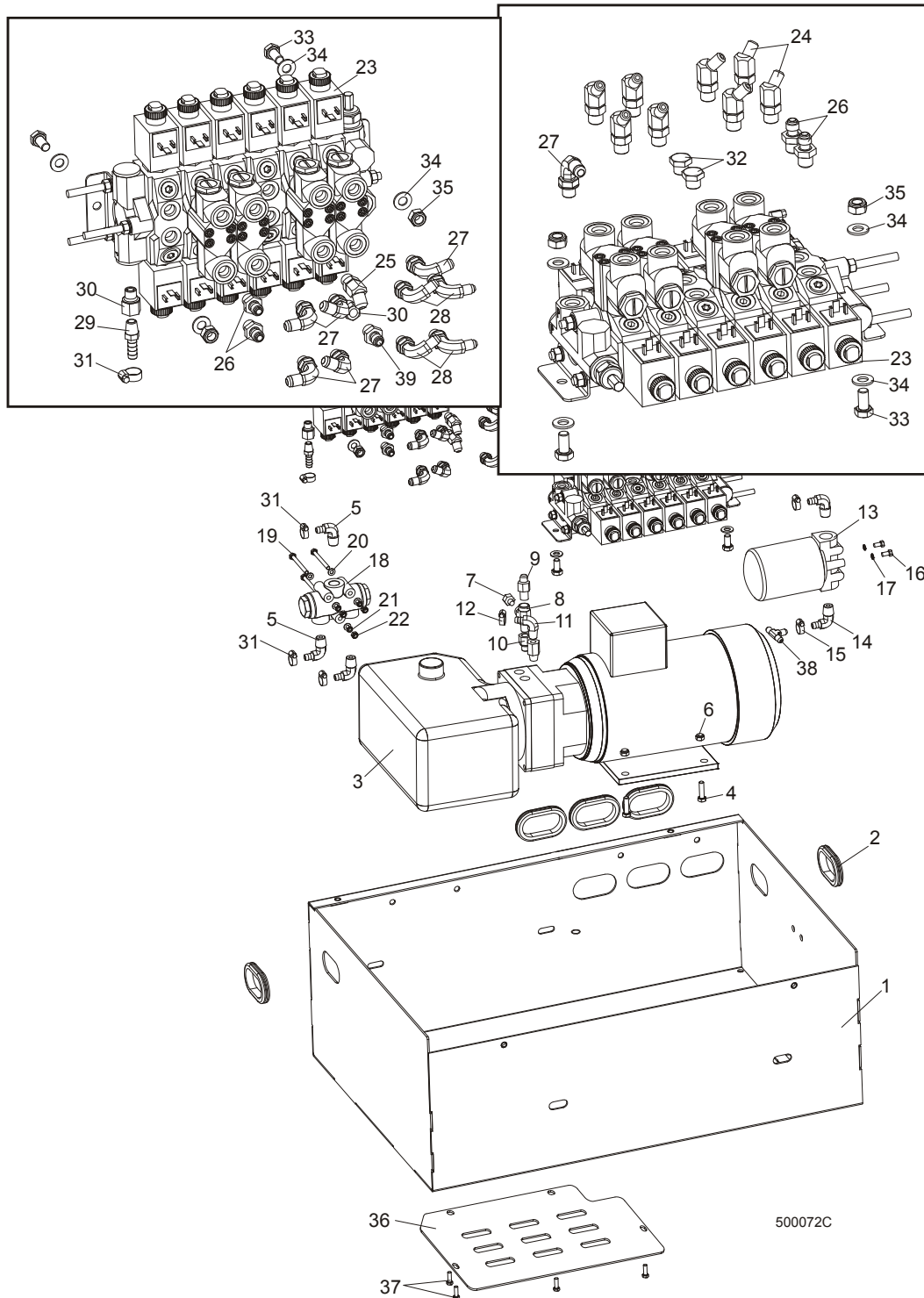
REF.	DESCRIPTION (◆ Indicates Parts Available In Assemblies Only)	PART #	QTY.
	BOX, LT40/70 AH 6-7 11-SECTION HYDRAULIC CONTROL	510570	1
1	BOX WELDMENT, HYDRAULIC	091729-1	1
2	BOLT, M6x45-8.8 HEX HEAD ZINC	F81001-6	2
3	WASHER, 8.4 EXTERIOR STAR	F81054-3	4
4	BOLT, M8X20-8.8-B HEX HEAD FULL THREAD ZINC	F81002-4	4
5	MANIFOLD, W/FILTER	P22683	1

6	BRACKET, AC HYDRAULIC BOX	086518-1	1	
7	PANEL, AC HYDRAULIC BOX FRONT	086484-1	1	
8	COVER, AC/DC HYDRAULIC BOX TOP	091734-1	1	
9	GUARD, 10-SECTION HYDRAULIC VALVE RUBBER	091739	1	
10	FITTING, 1/2NPT-3/8 BARB ELBOW	P12707	2	
11	WASHER, Z 6.1 SPLIT LOCK ZINC	F81053-3	2	
12	BOLT, 1/4-20X1/2 HEX HEAD	F05005-15	2	
13	CLAMP, 11/16 WORM	P12739	2	
14	FITTING, #4SAE #6SAE 45 DEG. ELBOW	015488	7	
15	HYDRAULIC PUMP W/MOTOR, AC 4KW 14.5L/MIN	500958	1	
16	PLATE, RUBBER GUARD MOUNTING	510571	1	
17	SCREW, #10-24x1/2 SELF-TAPPING	F05015-7	12	
18	FITTING, 3/8 O-RING - 3/8JIC	014687	7	
19	FITTING, 1/4JIC-3/8 O-RING	P26284	8	
20	FITTING, 6SAE MALE-1/4NPT FEMALE	014686	2	
21	FITTING, 1/4NPT-3/8 BARB	014685	1	
22	WASHER, 10.5 FLAT ZINC	F81055-1	23	
23	BOLT, M10x35-8.8 HEX HEAD FULL THREAD ZINC	F81003-17	2	
24	NUT, M10-8-B HEX NYLON ZINC LOCK	F81033-1	10	
25	BOLT, M10x125 8.8 CARRIAGE HEAD ZINC	F81003-34	4	
26	WASHER, 5.5 SPECIAL FLAT ZINC	F81052-3	4	
27	BOLT, M10x16-8.8 HEX HEAD FULL THREAD ZINC	F81003-13	3	
28	FITTING, 1/4NPT MALE RUN TEE	P09141	1	
29	FITTING, 3/8JIC-1/4NPT 90L	015491	2	
30	PLUG, TN 192-1/4NPT W/EXTERNAL THREAD	096221	1	
31	VALVE, MTKA.VB OIL FLOW CONTROL	093794	1	
32	PLATE, MTKA CONTROL VALVE SPACER ZINC-PL.	094477-1	1	
33	WASHER, 6.4 FLAT ZINC	F81053-1	4	
34	NUT, M6-8-B HEX NYLON ZINC LOCK	F81031-2	2	
35	FITTING, M22X1.5 / 1/4-18NPT REDUCER ZINC-PL.	093193-1	2	
36	FITTING, 3/8JIC-1/4NPT STRAIGHT	015560	1	
37	FITTING, VMNW10HS22	094486	1	
38	FITTING, PN10AFL 13-90 ELBOW	094485	1	
39	CAP, HSA2790 (63.6 DIA.)	092859	1	
40	WASHER, 22 COPPER	F81061-5	1	
41	NUT, M5-8 HEX ZINC	F81030-1	4	
42	SWITCH, 2A 125V R-LEVER NO/NC/COM	014765	1	
43	HOSE CLAMP, DIXON WORM GEAR HSS6	061807	8	
44	SEAL WIRE, GH6	085338	1	
45	BUSHING, 15.9 UB625 CONDUIT	086816	1	
	HOSE, 2T3/8X0.533 W9/16UNF-W9/16UNF HYDRAULIC	087775	1	
46	CRIMPSOCKET, 3/8" HYDRAULIC HOSE	085901	2	
47	FITTING, JIC 9/16-18	085900	2	
48	HOSE, 3/8" (C/S-20MPa)P/N8106-6-06 HYDRAULIC	R02132	1	
49	BOX, AC 4kW LT40/70 STARTER	089799	1	
50	GLAND, DP 11/H CABLE	085388	2	
51	CAP, 1086 DIA. 22.2 HOLE	093544	2	
	HOSE, 2T3/8X0.533 W9/16UNF-W9/16UNF HYDRAULIC	094782	1	
52	CRIMPSOCKET, 3/8" HYDRAULIC HOSE	085901	2	

53	FITTING, JIC 9/16-18	085900	2	
54	HOSE, 3/8" (C/S-20MPa)P/N8106-6-06 HYDRAULIC	R02132	1	
55	FITTING, 3/8NPT-3/8 BARB ELBOW	P12708	1	
56	BOLT, M10x30-5.8 HEX HEAD FULL THREAD ZINC	F81003-2	4	
57	BOLT, M10x25-8.8 HEX HEAD FULL THREAD ZINC	F81003-11	2	
58	BOLT, M10x20-5.8 HEX HEAD FULL THREAD ZINC	F81003-1	2	
	VALVE, HDS11/10 11-SECTION HYDRAULIC	510568	1	
59	WASHER, 8.4 FLAT ZINC	F81054-1	6	
60	NUT, M8-8-B HEX ZINC	F81032-1	6	
61	VALVE, HDS11/11 8-SECTION HYDRAULIC	091344	1	
62	SECTION, HDS11 HYDRAULIC VALVE	098624	1	
63	DECAL, AH7 HYDRAULIC CONTROL	094970	1	
	DECAL, AH5 HYDRAULIC CONTROL (ENGLISH)	094795	1	
	DECAL, AH3-AH2/24H4-24H1(10-SECTION)	506589	1	
64	DECAL, ADDITIONAL HYDRAULIC SECTION - LOG LOADER	511426 ¹	1	
65	DECAL, ADDITIONAL HYDRAULIC SECTION - POWER ROLLER	511427 ¹	1	
66	DECAL, ADDITIONAL HYDRAULIC SECTION - SIDE SUPPORT	511428 ¹	1	

¹ Depending on order

9.4 Hydraulic Control Box, LT40/70 AH15/14

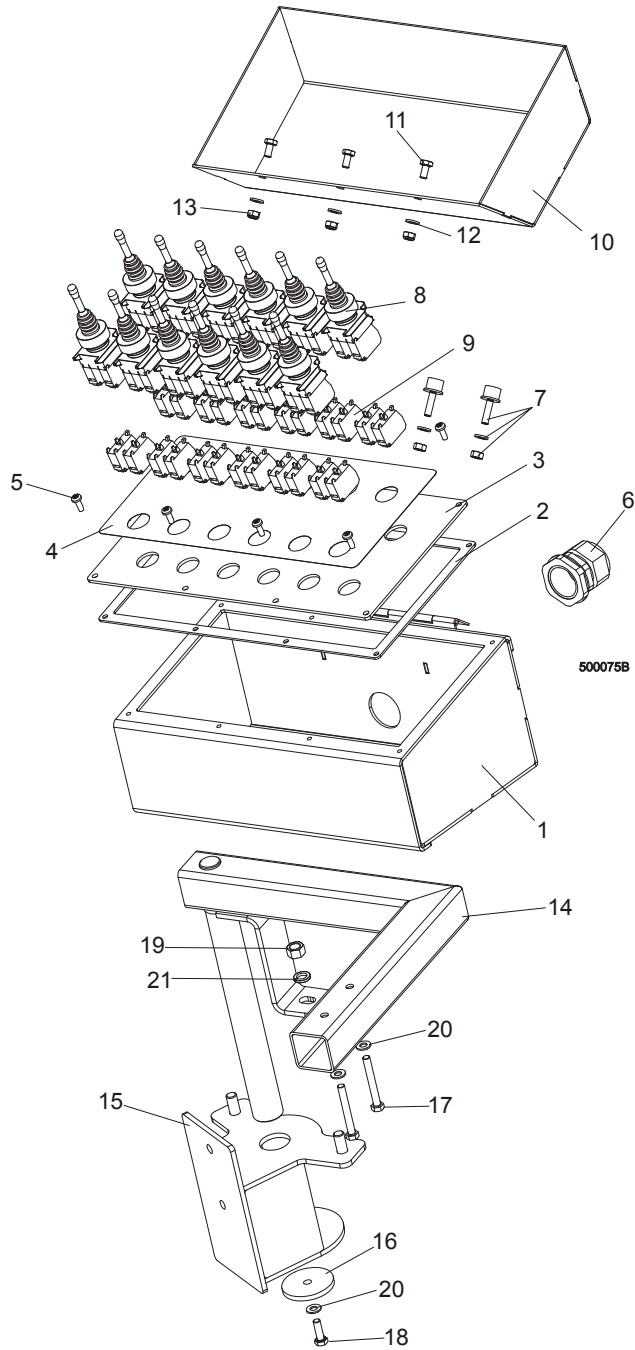


REF.	DESCRIPTION (◆ Indicates Parts Available In Assemblies Only)	PART #	QTY.
	HYDRAULIC CONTROL BOX, LT40/70 AH15	093732 ¹	1
	HYDRAULIC CONTROL BOX, LT40/70 AH14	093734	1
	HYDRAULIC CONTROL BOX, LT40/70 AH13	093736	1
1	Box Weldment, 9.5 M AC Hydraulic Control	089636-1	1
2	Grommet, FM54 Rubber	087065	5
3	HYDRAULIC PUMP W/MOTOR, 4KW 14.5 L/MIN. AC	500958	1

4	Bolt, M8X25-8.8-B Zinc Hex Head	F81002-5	4	
5	Fitting, 90 18x1,5 9/16-18 JIC Elbow	089992	3	
6	Nut, M8-8-B Zinc Hex Nylon Lock	F81032-2	4	
7	Plug, 1/4" NPT Blank	096221	1	
8	Fitting, C3759X4 Tee Connector	P09141	1	
9	Fitting, 1/4" NPT - 1/4" NPT Male	P09143	1	
10	Fitting, #6SEA MALE - 1/4NPT Female	014686	1	
11	Fitting, #6-6 (3/8" NPT) - 3/8" Elbow	P12708	1	
12	Clamp, 11/16 Hose	P12739	1	
13	BRANCH-JOINT, HYDRAULIC WITH 1.2" FILTER	P22683	1	
14	Fitting, 1/2" NPT - 3/8" Elbow	P12707	2	
15	Clamp, 11/16 Hose	P12739	4	
16	Bolt, 1/4-20 X 1/2" Zinc Hex Head Grade 2	F05005-15	2	
17	Washer, Z 6.1 Split Lock Zinc	F81053-3	2	
18	DIVIDER, MTDA O8-016M 1/3 / 2/3 OIL FLOW	088190 ²	1	
19	Bolt, M6X65-8.8 Zinc Hex Head	F81001-81	3	
20	Washer, 6.4 FLAT ZINC	F81053-1	6	
21	Washer, Z 6.1 Split Lock Zinc	F81053-3	2	
22	Nut, M6-8-B Hex Nylon Lock Zinc	F81031-2	3	
23	HYDRAULIC VALVE, HDS11 6K01-151/MOD 6/062Z0 HYDRAULIC VALVE, HDS11 6K01-151/MOD 6/063Z0	088188 088189	1 1	
24	Fitting, #4 SAE - #6 SAE 45° Elbow	015488	8	
25	Fitting, #6 SAE 45° Elbow 45ST #6SAE	015489	1	
26	Fitting, 3/8" O-ring - 1/4" JIC	P26284	4/2	
27	Fitting, #6 SAE 3/8" JIC Elbow	P12704	6	
28	Fitting, 90 9/16-18 JIC 7/16-20 JIC Elbow	089642	4	
29	Fitting, L" NPT X 3/8" Hose Barb	014685	2	
30	Fitting, #6SEA MALE - 1/4NPT Female	014686	2	
31	Clamp, 11/16 Hose	P12739	2/4	
32	Plug, 9/16-18 JIC Hydraulic Valve	089647	2	
33	Bolt, M10X20-5.8 Zinc Hex Head	F81003-1	4	
34	Washer, 10.5 Flat Zinc	F81055-1	8	
35	Nut, M10-8-B Hex Nylon Lock Zinc	F81033-1	4	
36	COVER WELDMENT, LT80 HYDRAULIC BOX BOTTOM PAINTED	090962-1	1	
37	BOLT, M6x16 8.8 ZINC HEX HEAD	F81001-15	4	
38	FITTING, 3/8 BARB TEE	015485	1	
39	FITTING, 3/8JIC-1/4NPT STRAIGHT	015560	1	
	MATRIX, DIODE HYDRAULIC	096963	2	
	VALVE CONNECTOR, WITH BUILT-IN LED	094556		

¹ Depending on type of sawmill.² Not included with AH14 hydraulic kit.

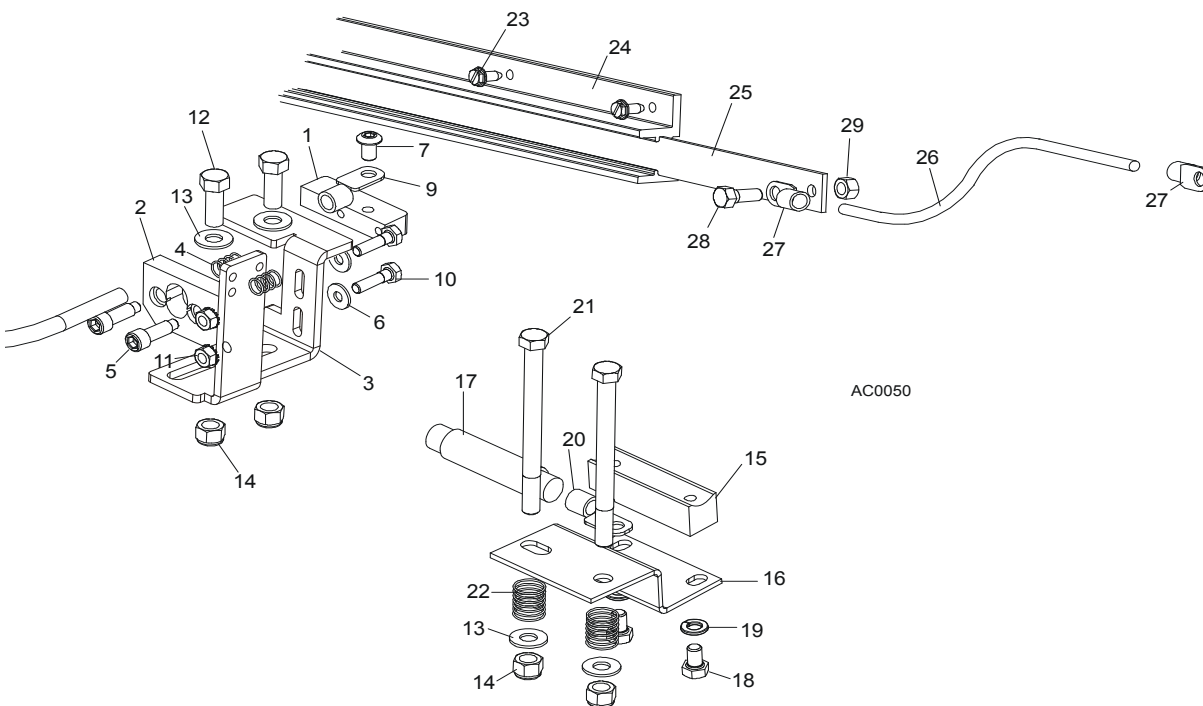
9.5 Hydraulic Control Box



REF.	DESCRIPTION (◆ Indicates Parts Available In Assemblies Only)	PART #	QTY.
	BOX, 9,5M FRAME HYDRAULIC CONTROL, COMPLETE	088178	1
	BOX, 9.5 M FRAME HYDRAULIC CONTROL	088164	1
1	Box Weldment, Hydraulic Control	088163-1	1
2	Gasket, 9.5 m Frame	089998	1
3	Panel, Hydraulic Control Box Front 9.5 m	089997-1	1
4	Decal, Hydraulic Control Box (9 m Frame)	088159	1
5	Screw, #10-24 x 1/2 Pan Head	F05015-17	8
6	Seal, DP 29/H Gland	F81096-1	1
7	Bumper, A/022 Rubber	088376	2
8	Joystick, PMJN8T3	096928	12
9	Contact, 1NO PL004002	096929	24

10	Cover, Hydraulic Control Box (9.5 m Frame)	088172-1	1	
11	Bolt, M6X12-8.8 Zinc Hex Head	F81001-7	3	
12	Washer, 6.4 Flat Zinc	F81053-1	3	
13	Nut, M6-8-B Hex Nylon Lock Zinc	F81031-2	3	
14	ARM, CONTROL BOX PIVOT ZINC-PLATED.	088169-1	1	
15	MOUNT WELDMENT, CONTROL BOX PIVOT ARM	088176-1	1	
16	WASHER, PIVOT ARM BASE	088180-1	1	
17	BOLT, M8 X 65MM,HH,GRADE 5.8, ZINC	F81002-3	2	
18	BOLT, M8x25-8.8-B HEX HEAD FULL THREAD Z	F81002-5	1	
19	NUT, M12-8-B ZINC HEX	F81034-1	1	
20	WASHER, 8.4 FLAT ZINC	F81054-1	3	
21	WASHER, Z12.2 SPLIT LOCK ZINC	F81056-2	1	

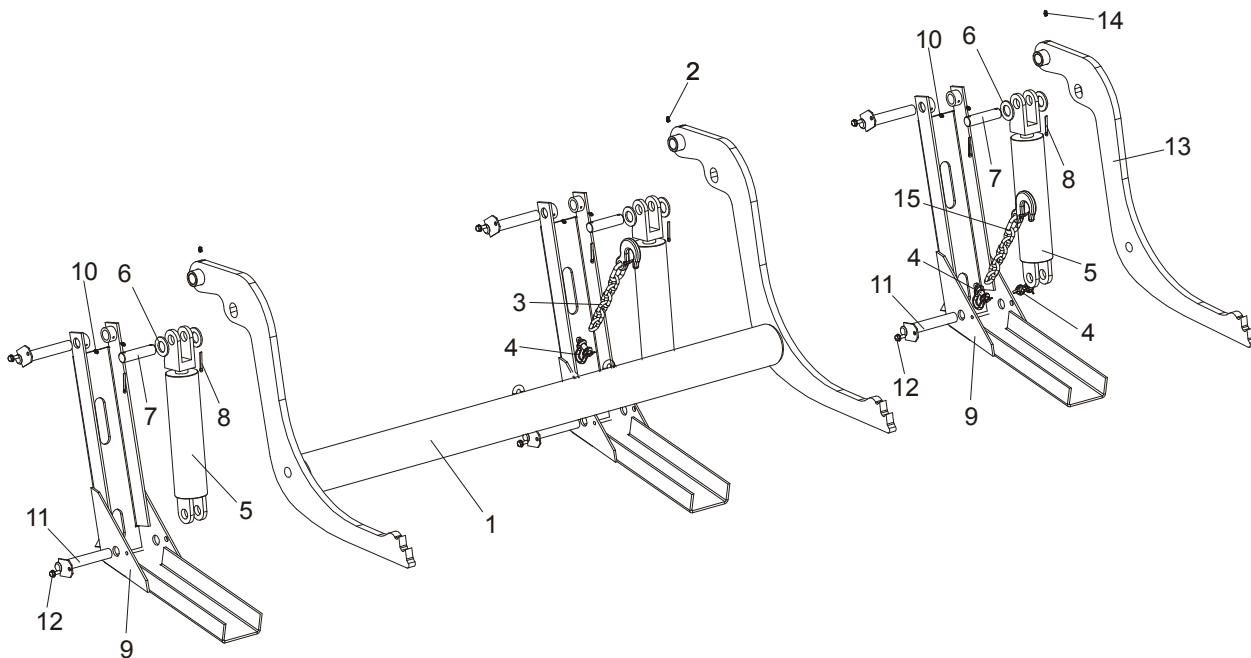
9.6 Hydraulic Power Supply Strip



REF.	DESCRIPTION (◆ Indicates Parts Available In Assemblies Only)	PART #	QTY.	
	CONTACT KIT, HYDRAULIC 6' POWER SUPPLY	A12042-N	1	
	Contact Hardware Kit	A10073-N	1	◆
	Contact Assembly, Hydraulic Power Supply (Positive)	085968	1	
1	Contact, Hydraulic Power Supply (Positive)	015253	1	
2	Insulator, Positive Contact	S10072	1	
3	Bracket, Positive Contact Mounting	086380-1	1	
4	Spring, Positive Contact	P10077	2	
5	Bolt, 5/16" X 3/4" Shoulder (1/4-20 Thread)	F05006-44	2	
6	Washer, 7.4 Flat	F81056-11	2	
7	Bolt, 5/16-18 x 1/2" Socket Button Head	F05006-20	1	
	Cable Assy, Hydraulic Positive Contact	015885	1	
8	Cable, #1 Weld	R01948	0.75m	◆
9	Terminal, 35 Ring #2 Gauge	F81066-3	2	
10	Bolt, 1/4-20 X 1" Hex Head Grade 2	F05005-38	2	

11	Nut, 1/4-20 Hex Self-Locking	F05010-9	2	
12	Bolt, 3/8-16 X 1" Hex Head Grade 5	F05007-87	2	
13	Washer, 10.5 Flat	F81055-1	4	
14	Nut, 3/8-16 Hex Nylon Lock	F05010-10	4	
	Contact Assembly, Hydraulic Power Supply (Ground)	A10066	1	
15	Contact, Hydraulic Power Supply (Ground)	015264	1	
16	Bracket, Ground Contact Mounting	015265	1	
17	Cable, #1 Weld	R01948	.63m	◆
18	Bolt, 5/16-18 X 1/2" Hex Head Grade 5	F05006-15	2	
19	Washer, 8.2 Split Lock	F81054-4	2	
20	Terminal, 35 Ring #2 Gauge	F81066-3	1	
21	Bolt, 3/8-16 X 4 1/2" Hex Head Grade 2	F05007-35	2	
22	Spring, Ground Contact	P04282	2	
23	Screw, 1/4-20 X 1/2" Slotted Hex Head	F05015-1	14	
	Strip Assembly, 6' Hydraulic Power Supply w/3 ft. Cable	A11977	1	
24	Housing, 6' Contact Strip	P11976	1	
	Strip, 6' Contact With Cable	A12043-N	1	
25	Strip, 6' Contact	S10075	1	◆
26	Cable, #2 Weld	R80583-21		◆
27	Terminal, 35 Ring #2 Gauge	F81066-3	2	
28	Bolt, 5/16-18 X 3/4" Hex Head Black Nylon	F05006-45	1	
29	Nut, 5/16-18 Hex Black Nylon	F05010-86	1	
	Tube, 5/8" Heat Shrink	R01950-5	.03m	◆
	Grommet, 5/8" Wire	P04137	1	

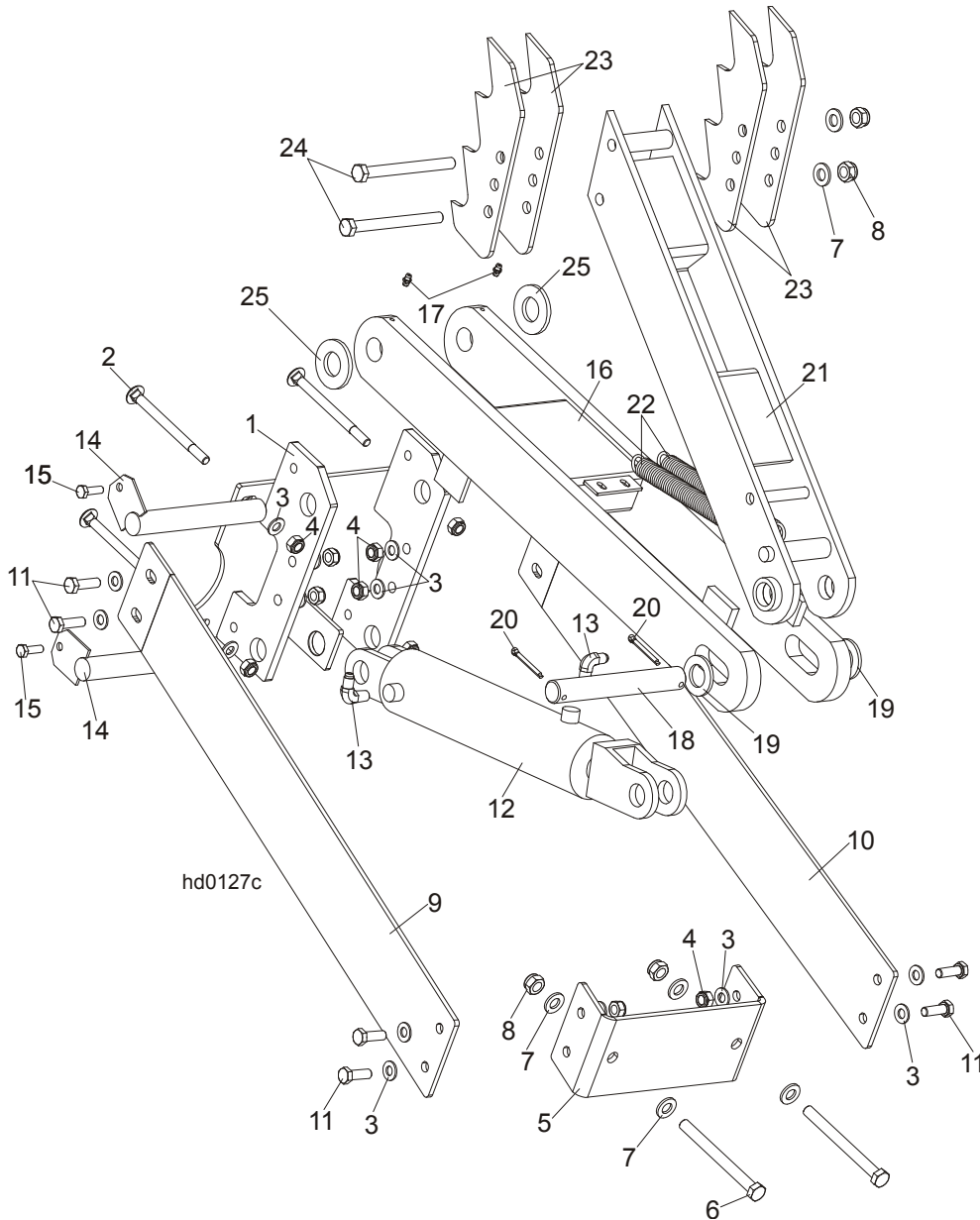
9.7 Hydraulic Log Loader



REF.	DESCRIPTION (◆ Indicates Parts Available In Assemblies Only)	PART #	QTY.
	HYDRAULIC LOG LOADER, COMPLETE	090044	1
1	Log Loader	090006-1	1
2	Fitting, 3/16" Straight Grease	P04107	2

3	CHAIN, LOG LOADER SAFETY	A04376-1	1	
4	SHACKLE, M-D .63	086540	2	
5	CYLINDER, C.J-S95-16-70/32/203 HYDRAULIC	088680	3	
6	WASHER, 28 FLAT ZINC	F81061-1	6	
7	PIN, LOADING ARM CYLINDER MOUNT ZINC	086979-1	3	
8	PIN, S-Zn 5x40 COTTER	F81043-31	6	
9	Foot, Log Loader	090048-1	3	
10	Fitting, 3/16" Straight Grease	P04107	6	
11	PIN, LOADER FOOT MOUNT	099127-1	6	
12	SCREW, 5/16-18 x 3/4 SELF-TAPPING	F05015-30	6	
	ARM, LOG LOADING SINGLE - COMPLETE	090051	1	
13	Arm, Hydraulic Log Loading	089657-1	1	
14	Fitting, 3/16" Straight Grease	P04107	1	
15	CHAIN, SINGLE LOG LOADER ARM, 9.5M FRAME	090090-1	1	

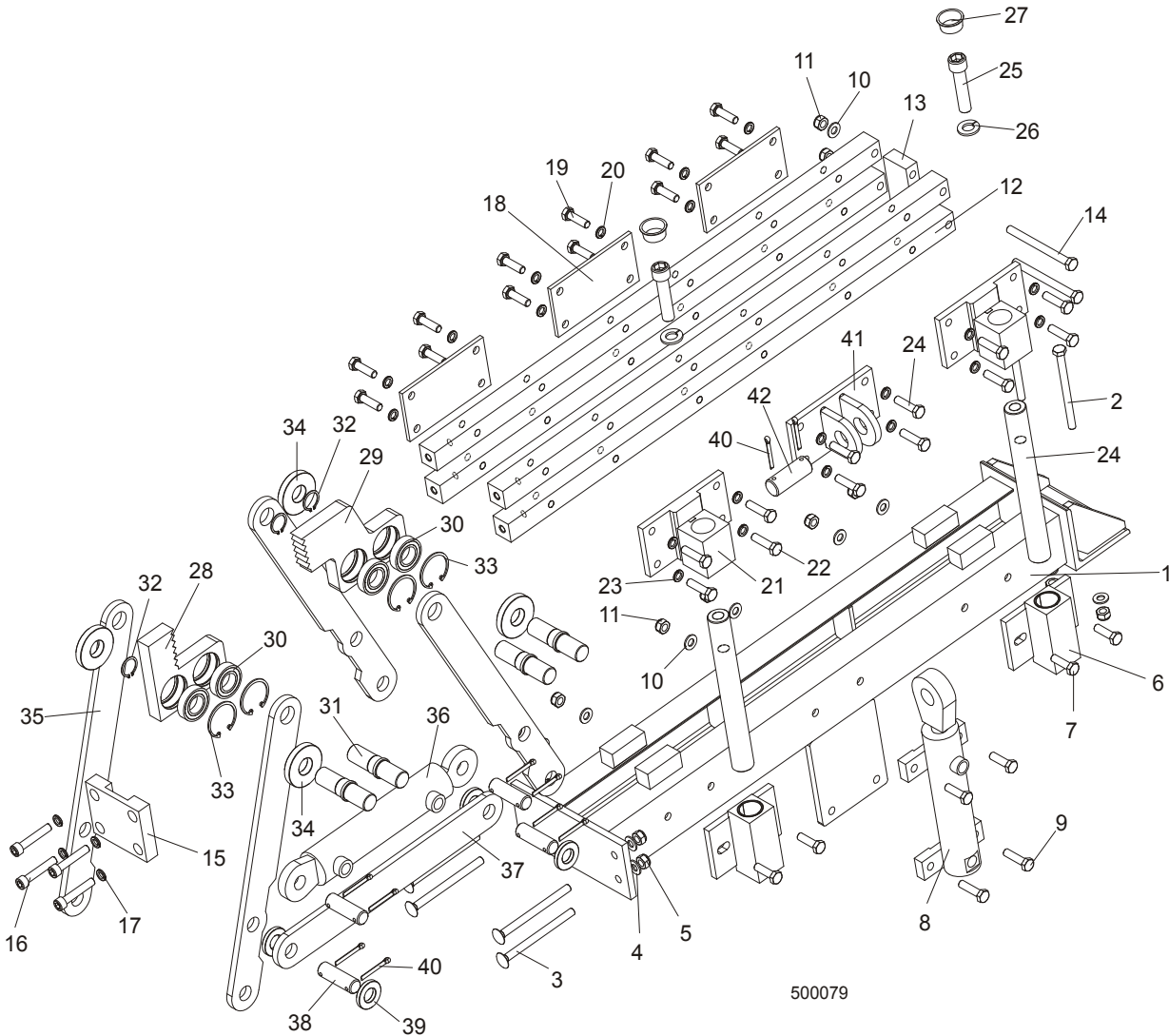
9.8 Hydraulic Log Turner



REF.	DESCRIPTION (◆ Indicates Parts Available In Assemblies Only)	PART #	QTY.
	HYDRAULIC LOG TURNER, 9.5 M, COMPLETE	088073	1
1	Bracket, Hydraulic Log Turner Mount	088710-1	1
2	Bolt, M10x120 8.8 Mushroom Head Square Neck Zinc	F81003-33	4
3	Washer, M10 Flat Zinc	F81055-1	20
4	Nut, M10 Nylon Hex Zinc Lock	F81033-1	12
5	Bracket, Log Turner Front Mount	094363-1	1
6	Bolt, M12x130-8.8 Hex Head Zinc	F81004-36	2
7	Washer, M12 Flat Zinc	F81056-1	6
8	Nut, M12 Hex Nylon Zinc Lock	F81034-2	4
9	Plate, Short Log Turner Left Brace	094364-1	1
10	Plate, Short Log Turner Right Brace	094365-1	1
11	Bolt, M10x30mm Hex Head Grade 5.8 Zinc	F81003-2	8
	Cylinder Assy, Log Turner Super	015563	1

12	Cylinder, CJ-S305-16-63/28/203 Hydraulic	088679	1	
13	Fitting, 1/4NPTx1/4JIC Male Elbow	P09142	2	
14	Pin, Log Turner Mount	088667-1	2	
15	Bolt, M8 x 25mm Hex Head Grade 5.8 Zinc	F81002-5	2	
16	Arm, Hydraulic Log Turner Link	088060-1	1	
17	Fitting, M6 Straight Grease	086280	2	
18	Pin, 25 x 180	088664	1	
19	Washer, 25 Flat Zinc	F81061-3	2	
20	Pin, 5x40 Cotter Zinc	F81043-31	2	
21	Arm, Hudraulic Log Turner Painted	088067-1	1	
22	Spring, 1 1/16x8x.135 Dia	015718	2	
23	Claw, Hydraulic Log Turner	088082-1	4	
24	Bolt, M12x130-8.8 Hex Head Zinc	F81004-36	2	
25	Washer, GTM-2644-015	093359	2	

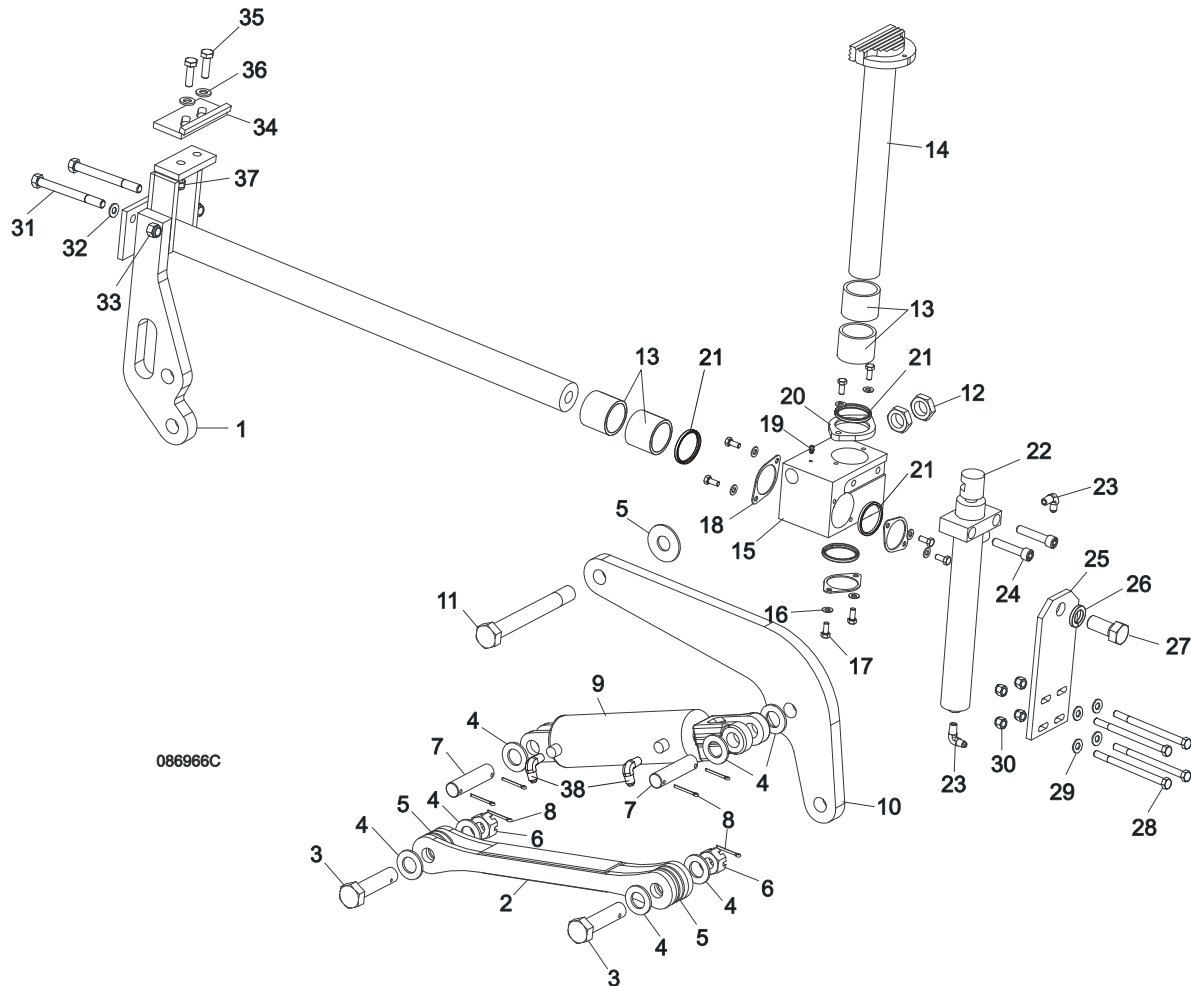
9.9 Hydraulic Log Clamp, Front and Rear



REF.	DESCRIPTION (◆ Indicates Parts Available In Assemblies Only)	PART #	QTY.
	CLAMP ASSEMBLY, HYDRAULIC	089545	2
1	Mount Weldment, Hydraulic Log Clamp	088654-1	1
2	Bolt, M10x125-8.8 Zinc Hex Head	F81003-18	2
3	Bolt, M10x130-8.8 Zinc Mushroom Head Square Neck	F81003-36	4
4	Washer, 10.5 Flat Zinc	F81055-1	6
5	Nut, M10-8-B Hex Nylon Zinc Lock	F81033-1	6
6	Block, Guide Pin	089835-1	2
7	Bolt, M10x35-8.8 Zinc Hex Head Full Thread	F81003-17	4
8	Cylinder,CJ7F-16-40/22 + UE2-40W Hydraulic	088662	1
9	Bolt, M10x40-8.8 Zinc Hex Head	F81003-16	4
10	Washer, M10 Flat Zinc	F81055-1	6
11	Nut, M10-8-b Hex Nylon Zinc Lock	F81033-1	10
12	Bar, Clamp Up/Down	089537-1	4
13	Plate, Connecting	088645-1	1
14	Bolt, M10x140-8.8 Zinc Hex Head	F81003-5	2
15	Plate, Connecting	089533-1	1
16	Bolt, M10x55-8.8 Zinc Hex Socket Head Cap	F81003-55	4
17	Washer,10.2 Split Lock Zinc	F81055-2	4
18	Plate, Log Clamp Rear	089538-1	3
19	Bolt, M10x35-8.8 Zinc Hex Head Full Thread	F81003-17	12
20	Washer,10.2 Split Lock Zinc	F81055-2	12
21	Bracket, Guide Pin Mount	089536-1	2
22	Bolt, M10x40-8.8 Zinc Hex Head Full Thread	F81003-16	8
23	Washer, 10.2 Split Lock Zinc	F81055-2	8
24	Pin, Clamp Up/Down Guide	088631	2
25	Screw, M16x55-8.8 Zinc Hex Socket Head Cap	F81006-18	2
26	Washer, 16.3 Split Lock Zinc	F81058-2	2
27	Plug, M33 Thread	089839	2
	Jaw, Log Clamp Left - Complete	094700	1
28	Jaw, Log Clamp Left	093464-1	1
30	Bearing, 6005 2RS CX	089652	4
31	Shaft, Clamp Jaw Guide	088620-1	4
32	Ring, Z24 Spring Retaining	089654	4
33	Ring, W47 Spring Retaining	089653	4
	Jaw, Log Clamp Right - Complete	094701	1
29	Jaw, Log Clamp Right	093465-1	1
30	Bearing, 6005 2RS CX	089652	4
31	Shaft, Clamp Jaw Guide	088620-1	4
32	Ring, Z24 Spring Retaining	089654	4
33	Ring, W47 Spring Retaining	089653	4
34	Washer, Clamp Jaw Spacer	089542	4
35	Bar, Clamp In/Out Side	088622-1	4
36	Cylinder, SJ2F-40/22/145 Hydraulic	088661	1
37	Bar, Clamp In/Out Lower	088623-1	1
38	Pin, 20X75	088657-1	4
39	Spacer, Lower	089541	4
40	Pin, S-Zn 5x40 Cotter	F81043-31	10
41	Bracket, Vertical Cylinder Mount Upper	089540-1	1

42	Pin, 25X75	088659-1	1
----	------------	----------	---

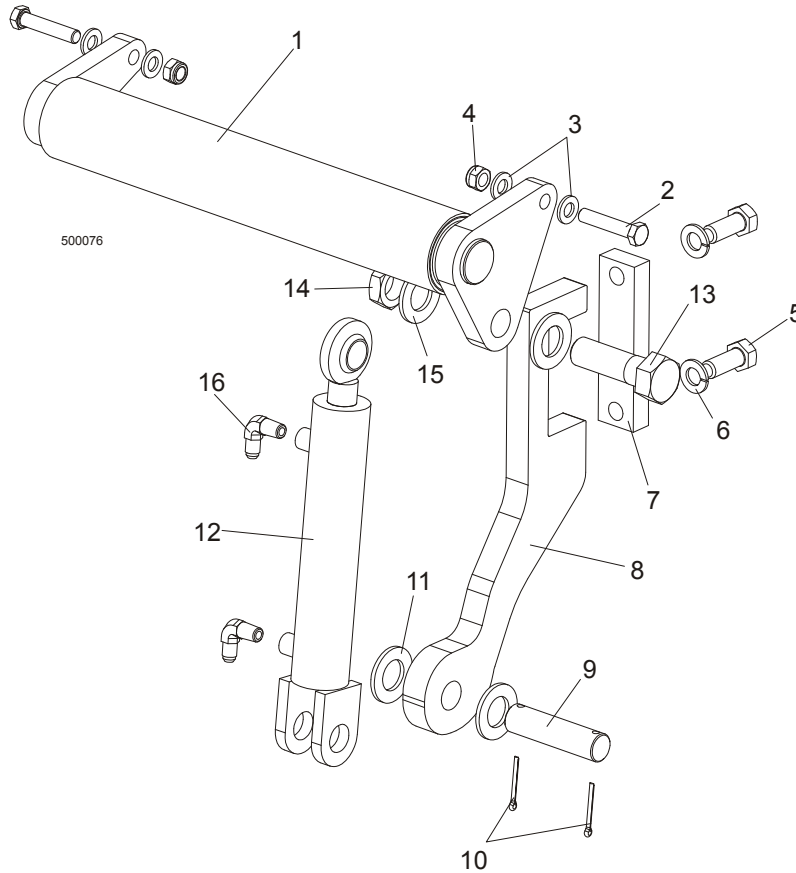
9.10 Hydraulic Log Clamp



REF.	DESCRIPTION (◆ Indicates Parts Available In Assemblies Only)	PART #	QTY.
	HYDRAULIC LOG CLAMP ASSEMBLY	088658	1
1	Rod Weldment, Log Clamp Slide Ptd	086967-1	1
2	Arm Weldment, Hydraulic Clamp Link Ptd	086963-1	1
3	Pin, B 24x95/85-Clevis Zinc	F81049-2	1
4	Washer, 25 Flat Zinc	F81061-3	8
5	Washer, 25X63 Zinc-Plated	088585-1	5
6	Nut, Z M20-8-B-Slotted Castle Zinc	F81037-3	2
7	Pin, Hydraulic Cylinder Zinc-Plated	086979-1	2
8	Pin, S-Zn 6,3x45 Cotter	F81045-2	6
9	Cylinder, CJ-S96-16-70/32/178 Hydraulic	088589	1
10	Arm, Hydraulic Log Clamp Link Ptd	086974-1	1
11	Bolt, M24x217/39 -8.8-B- Hex Head Zinc	088586-1	1
12	Nut, M24 -04-B- Hex Thin Zinc	F81039-3	2
13	Bushing, 5040BS Self-Lubricating	088660	2
14	Rod Weldment, Log Clamp Vertical Painted	088582-1	1
15	Block, Log Clamp Steel Ptd	088591-1	1

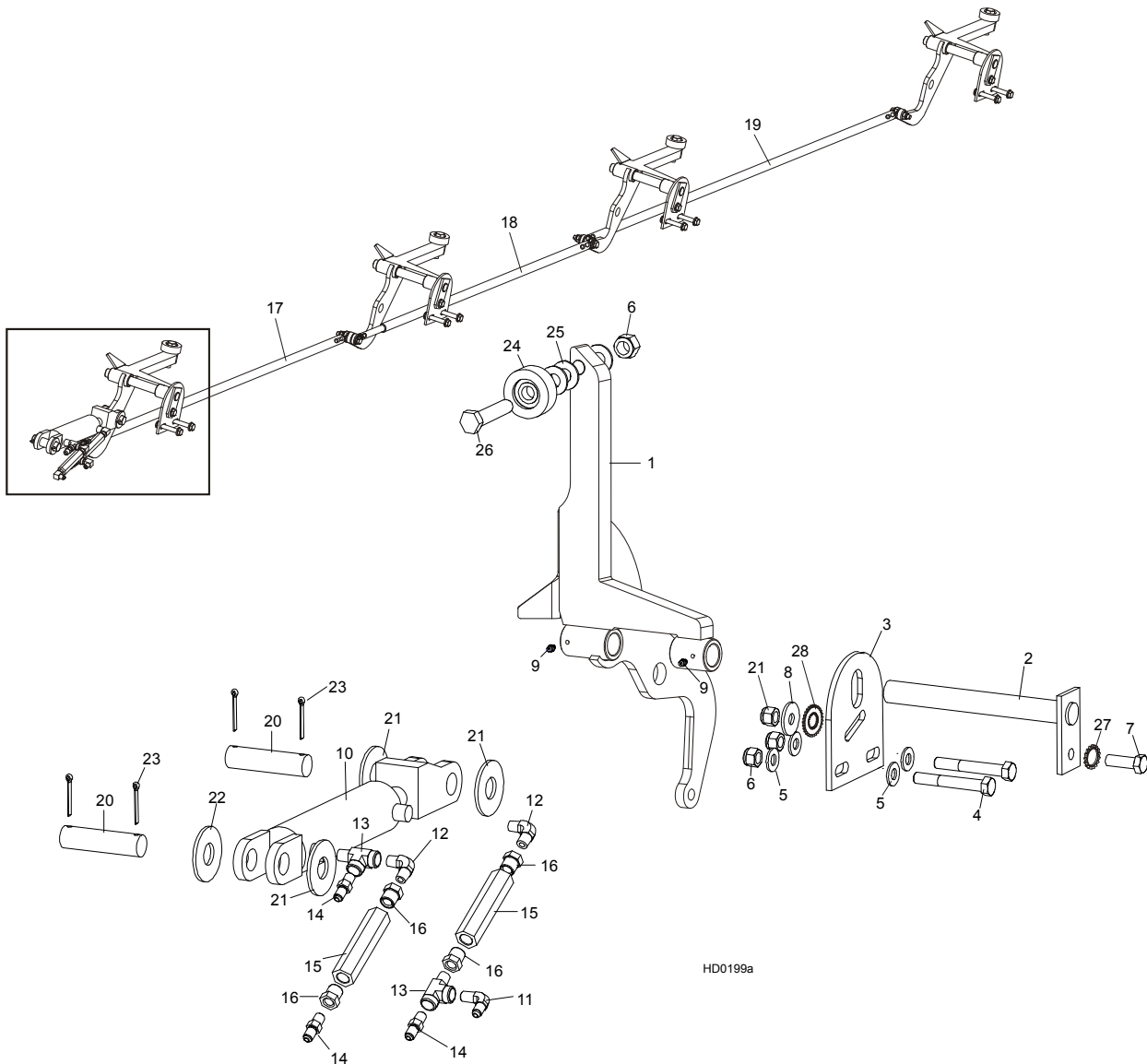
16	Washer, 8.4 Flat Zinc	F81054-1	8	
17	Bolt, M8x20-8.8-B-Hex Head Full Thread Zinc	F81002-4	8	
18	Flange, Clamp Rod Wiper Ptd	088887-1	3	
19	Fitting, 3/16" Straight Grease	P04107	1	
20	Flange, Clamp Rod Wiper Ptd	088887-1	1	
21	Wiper, ZZ 50x60x7 Log Clamp Rod	088587	1	
22	Cylinder, CJ-S169-16-40/22/254 Hydraulic	088590	1	
23	Fitting, 1/4" NPT - 1/4" JIC Male Elbow	P09142	2	
24	Screw, M12x55 -8.8-B-Hex Socked Head Cap Zinc	F81004-23	2	
25	Plate, Log Clamp Mount Ptd	086975-1	1	
26	Washer, Z 22,5 Split Lock	F81059-4	1	
27	Bolt, M22x1,5x40 -8.8-B-Hex Head Full Thread Zinc	F81009-1	1	
28	Bolt, M10 x 125-8.8 Hex Head Zinc	F81003-18	4	
29	Washer, 10.5 Flat Zinc	F81055-1	8	
30	Nut, M10-8-B Hex Nylon Zinc Lock	F81033-1	4	
31	Bolt, M12x130-8.8-Hex Head Zinc	F81004-36	2	
32	Washer, 13 Flat Zinc	F81056-1	2	
33	Nut, M12-8 Hex Zinc	F81034-1	2	
	STOP KIT, CLAMP	K09485	1	
34	Stop Wldmt, Hydraulic Log Clamp Ptd	086980-1	1	
35	Bolt, M12 x 40 8.8 Hex Head Full Thread Zinc	F81004-4	2	
36	Washer, 13 Flat Zinc	F81056-1	2	
37	Nut, M12-8 Hex Nylon Zinc Lock	F81034-2	4	
38	Fitting, 3/8JIC-1/4NPT 90L	015491	2	

9.11 Hydraulic Toe Board, Middle



REF.	DESCRIPTION (◆ Indicates Parts Available in Assemblies Only)	PART #	QTY.
	HYDRAULIC TOE BOARD ASSEMBLY, MIDDLE	090055	
1	Toe Board Weldment, Hydraulic	086253-1	1
2	Bolt, M12x60-8.8 Zinc Hex Head	F81004-5	1
3	Washer, 13 Zinc Flat	F81056-1	4
4	Pin, S-Zn 2.5x20 Cotter	F81043-1	2
5	Bolt, M16X40-8.8 Zinc Hex Head Full Thread	F81006-13	2
6	Washer, 16.3 Zinc Split Lock	F81058-2	2
7	Plate, Hydraulic Toe Board Mount	090086-1	1
8	Bracket, Hydraulic Toe Board Mount	089990-1	1
9	Pin, Hydraulic Cylinder Mount Zinc	086979-1	1
10	Pin, S-Zn 3/16 X 1 1/2" Cotter	F05012-23	2
11	Washer, 28 Zinc Flat	F81061-1	2
12	Cylinder, CJ-S170-16-40/25/152 Hydraulic	088681	1
	Seal Kit, 1 1/2" x 6" Hydraulic Cylinder	014547	1
13	Bolt, 1-8 X 3 1/4 HH Hex Head Grade 5	F05009-51	1
14	Nut, 1"-14	F05010-117	1
15	Washer, 28 Zinc Flat	F81061-1	1
16	Fitting, C5205x4x4 Male	P09143	2

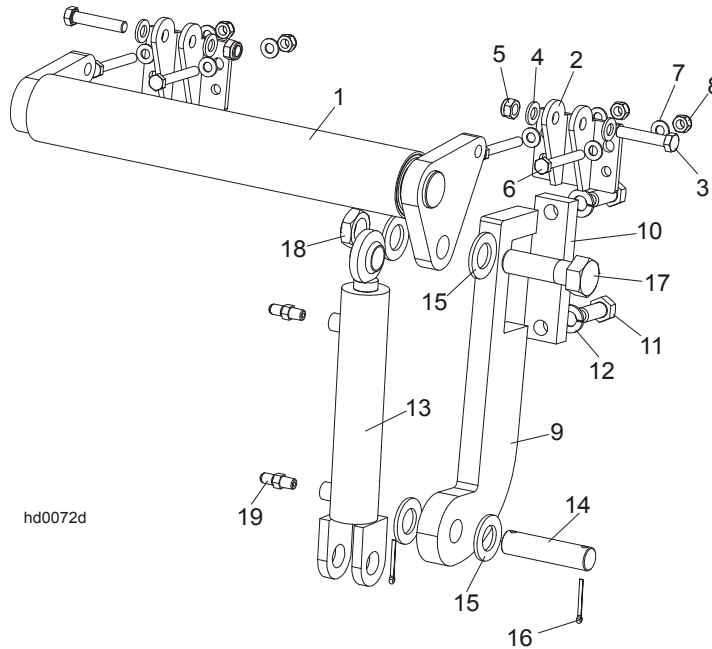
9.12 Hydraulic Log Side Supports (L Type Frame)



REF.	DESCRIPTION (◆ Indicates Parts Available In Assemblies Only)	PART #	QTY.
	HYDRAULIC LOG SIDE SUPPORTS (L TYPE FRAME)	093746	1
1	SUPPORT, HYDRAULIC LOG SIDE	091653-1	4
2	PIN, LOG SIDE SUPPORT PIVOT	091549-1	4
3	PLATE, LOG SIDE SUPPORT END	091591-1	4
4	BOLT, M12X75-8.8 HEX HEAD ZINC	F81004-21	8
5	WASHER, 13 FLAT ZINC	F81056-1	16
6	NUT, M12-8 HEX NYLON ZINC LOCK	F81034-2	12
7	BOLT, M12 X 35-8.8 HEX HEAD FULL THREAD ZINC	F81004-24	4
8	WASHER, 15 SPECIAL FLAT ZINC	F81057-3	4
9	FITTING, 3/16" GREASE	P04107	8
	CYLINDER ASSY, 2x6 SIDE SUPPORT SUPER	015561	1
10	Cylinder, CJ-S270-16-50/28/152 Hydraulic	088678	1
	Seal Kit, 6" x 2" Hydraulic Cylinder	P12954	1
11	Fitting, 3/8JIC-1/4NPT 90L	015491	2
12	Fitting, C3529x4 90° Pipe	P09140	4

13	Fitting, C3759x4 Male 'T'	P09141	2	
14	Fitting, 3/8JIC-1/4NPT Str	015560	2	
15	Valve, Hydraulic Sequence	015484	2	
16	Fitting, 3/8" NPT - 1/4" NPT Reducer	015490	4	
17	ROD, HYDRAULIC SIDE SUPPORT LINK L-1675 COMPLETE	089842	1	
18	ROD, HYDRAULIC SIDE SUPPORT LINK L-1480 COMPLETE	089376	1	
19	ROD, HYDRAULIC SIDE SUPPORT LINK L-1960 COMPLETE	089377	1	
20	PIN, CYLINDER MOUNT	086979-1	2	
21	WASHER, 28 FLAT ZINC	F81061-1	3	
22	WASHER, 26 FLAT ZINC DIN 1440	F81054-8	1	
23	PIN, 5 X 40 COTTER	F81043-31	4	
	ROLLER KIT, SIDE SUPPORT	015109	4	
24	ROLLER ASSEMBLY, SIDE SUPPORT	015014-1	4	
25	WASHER, 17 FLAT ZINC	F81058-1	12	
26	BOLT, M16x65MM, HH F/THRD, GRADE 5.8, ZINC	F81006-1	4	
27	WASHER, SPECIAL BOSART/2S, BN781 M12/13	F81056-16	4	
28	WASHER, SPECIAL BOSART/2S M12/12,3/30,3	F81056-17	4	
	Instruction Sheet, Side Support Roller	015109-526	1	

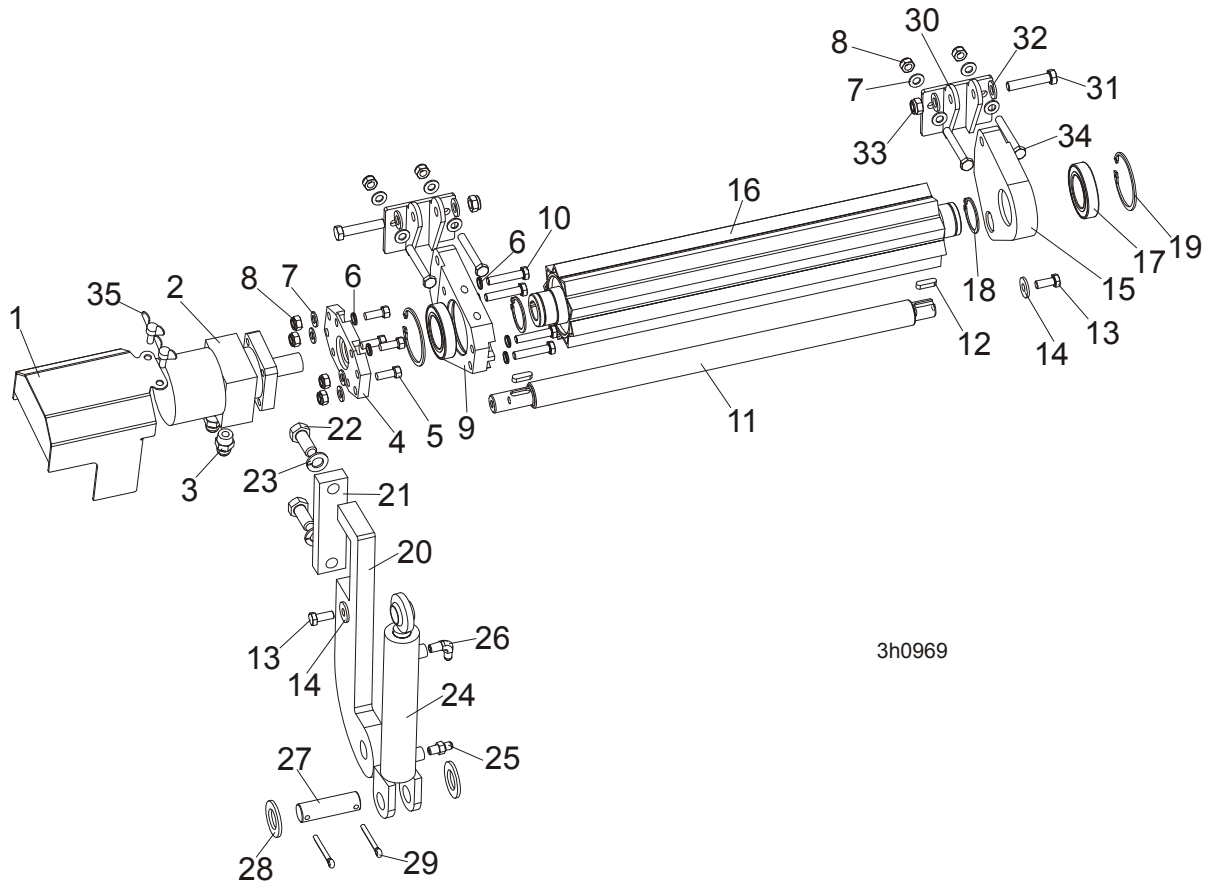
9.13 Hydraulic Toe Board



hd0072d

REF.	DESCRIPTION (◆ Indicates Parts Available In Assemblies Only)	PART #	QTY.
	HYDRAULIC TOE BOARD - REAR	092634	1
1	Toe Board Weldment, Hydraulic - Rear	086253-1	1
2	Bracket, Hydraulic Toe Board	087903-1	2
3	Bolt, M12x60mm Hex Head Zinc Grade 8.8	F81004-5	4
4	Washer, M12 Flat Zinc	F81056-1	8
5	Nut, M12 Hex Nylon Zinc Lock	F81034-2	4
6	Bolt, M10x75-8.8 Hex Head Zinc	F81003-15	8
7	Washer, M10 Flat Zinc	F81055-1	16
8	Nut, M10 Hex Nylon Zinc Lock	F81033-1	8
9	Bracket, Hydraulic Toeboard Mount	087729-1	2
10	Plate, Hydraulic Toeboard Mount	090086-1	2
11	Bolt, M16x40mm Hex Head Full Thread Zinc Grade 5.8	F81006-13	4
12	Washer, 16.3 Split Lock Zinc	F81058-2	4
13	Cylinder, CJ-S170-16-40/25/152 Hydraulic	088681	2
14	Pin, Cylinder Mount	086979-1	2
15	Washer, 28 Flat Zinc	F81061-1	8
16	Pin, 3/16x1.5 Cotter Zinc	F05012-23	4
17	Bolt, 1-8x3 1/4 Hex Head Grade 5	F05009-51	2
18	Nut, 1-14 Hex Jam Unplated	F05010-117	2
19	Fitting, 1/4NPTx1/4JIC Male	P09143	4

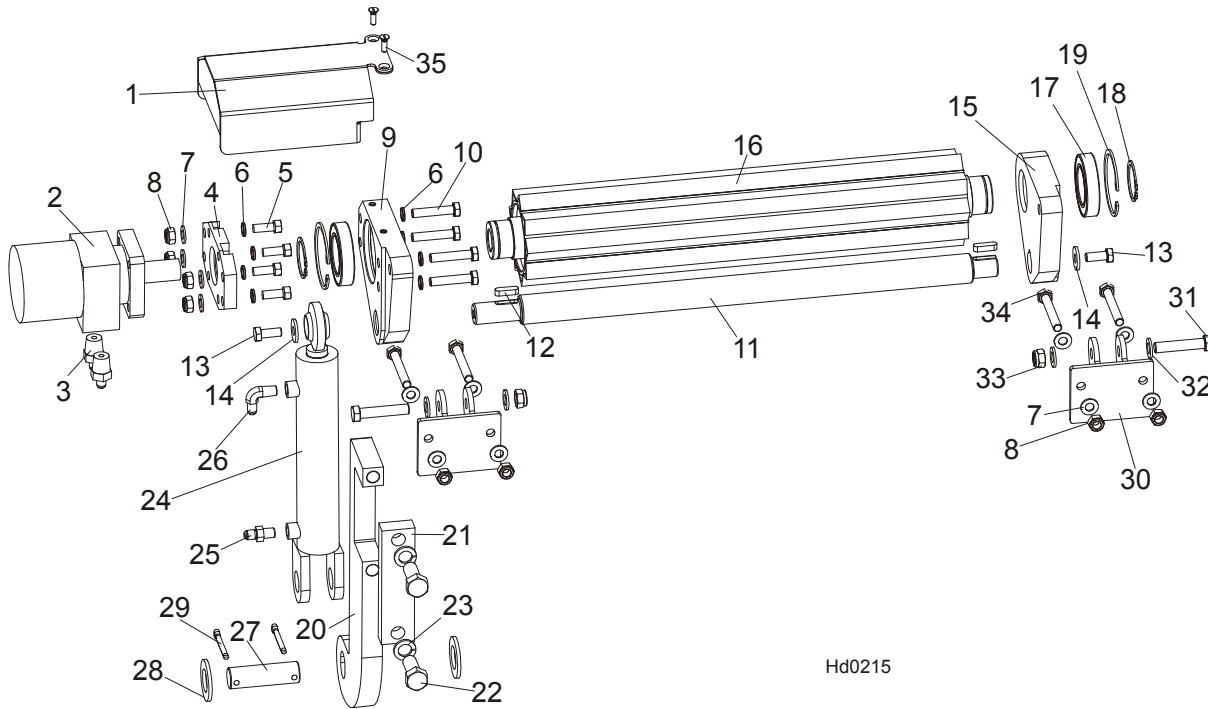
9.14 Power Toe Roller (Option)



REF.	DESCRIPTION (◆ Indicates Parts Available In Assemblies Only)	PART#	QTY.
	POWER ROLLER	507649	1
1	Cover, Hydraulic Motor	096037-1	1
2	Motor, MG06-13-13AAAB Hydraulic	P21506	1
3	Fitting, 1/2-14NPT/ 7/16-20UNF	096919	2
4	Plate, Hydraulic Motor Mount	096030-1	1
5	Screw, 3/8-16x1, HHC	F05007-7	4
6	Washer, 10.2 Split Lock Zinc	F81055-2	4
7	Washer, 10,5 Flat Zinc	F81055-1	12
8	Nut, M10-8-B Nylon Hex Zinc Lock	F81033-1	8
9	Bracket, Side w/HydroMotor Connector	096029-1	1
10	Bolt, M10x50-8.8-Hex Head Full Thread Zinc	F81003-4	4
11	Rod	096034	1
12	Key, A8x7x28 Parallel	096035	2
13	Bolt, M10x25 8.8 Hex Head Full Thread Zinc	F81003-31	2
14	Washer, 10,5 Zinc Flat Special	F81055-6	2
15	Bracket	096031-1	1
16	Roller, Pivot - Wldmt	096028-1	1
17	Bearing, 6009.2RSR	096025	2
18	Ring, Z 45 Spring Retaining	F81090-32	2
19	Ring, W 75 Spring Retaining	F81090-41	2
20	Bracket, Hydraulic Toe Board Mount	089990-1	1
21	Plate, Hydraulic Toe Board Mount	090086-1	1

22	Bolt, M16x40-8.8 Hex Head Full Thread Zinc	F81006-13	2	
23	Washer, 16,3 Split Lock Zinc	F81058-2	2	
	Cylinder, Hydraulic Toe Boards	085937	1	
24	Cylinder, CJ-S170-16-40/25/152 Hydraulic	088681	1	
25	Fitting, C5205x4x4 Male	P09143	1	
26	Fitting, 1/4NPTx1/4JIC Male Elbow	P09142	1	
27	Pin, Hydraulic Cylinder Zinc	086979-1	1	
28	Washer, 28 Flat Zinc	F81061-1	2	
29	Pin, S-Zn 6,3x45	F81045-2	2	
30	Bracket, Toe Board Roller Mount	087903-1	2	
31	Bolt, M12x60-8.8 Hex Head Zinc	F81004-5	2	
32	Washer, 13 Zinc Flat	F81056-1	4	
33	Nut, M12-8 Hex Nylon Zinc Lock	F81034-2	2	
34	Bolt, M10x75-8.8-Hex Head Zinc	F81003-15	4	
35	Stud, M6x16 Wing	F81001-16	2	

9.15 Power Toe Roller (Option)



Hd0215

REF.	DESCRIPTION (◆ Indicates Parts Available In Assemblies Only)	PART#	QTY.	
	POWER ROLLER	507688	1	
1	Cover, Hydraulic Motor	507690-1	1	
2	Motor, MG06-13-13AAAB Hydraulic	P21506	1	
3	Fitting, 1/2-14NPT/ 7/16-20UNF	096919	2	
4	Plate, Hydraulic Motor Mount	096030-1	1	
5	Screw, 3/8-16x1, HHC	F05007-7	4	
6	Washer, 10.2 Split Lock Zinc	F81055-2	4	
7	Washer, 10,5 Flat Zinc	F81055-1	12	
8	Nut, M10-8-B Nylon Hex Zinc Lock	F81033-1	8	
9	Bracket, Side w/HydroMotor Connector	507684-1	1	
10	Bolt, M10x50-8.8-Hex Head Full Thread Zinc	F81003-4	4	

11	Rod	096034	1	
12	Key, A8x7x28 Parallel	096035	2	
13	Bolt, M10x25 8.8 Hex Head Full Thread Zinc	F81003-31	2	
14	Washer, 10,5 Zinc Flat Special	F81055-6	2	
15	Bracket, Side Painted	507687-1	1	
16	Roller, Pivot - Wldmt	096028-1	1	
17	Bearing, 6009.2RSR	096025	2	
18	Ring, Z 45 Spring Retaining	F81090-32	2	
19	Ring, W 75 Spring Retaining	F81090-41	2	
20	Plate, Toe Board Cylinder Mount	087729-1	1	
21	Plate, Hydraulic Toe Board Mount	090086-1	1	
22	Bolt, M16x40-8.8 Hex Head Full Thread Zinc	F81006-13	2	
23	Washer, 16,3 Split Lock Zinc	F81058-2	2	
	Cylinder, Hydraulic Toe Boards	085937	1	
24	Cylinder, CJ-S170-16-40/25/152 Hydraulic	088681	1	
25	Fitting, C5205x4x4 Male	P09143	1	
26	Fitting, 1/4NPTx1/4JIC Male Elbow	P09142	1	
27	Pin, Hydraulic Cylinder Zinc	086979-1	1	
28	Washer, 28 Flat Zinc	F81061-1	2	
29	Pin, S-Zn 6,3x45	F81045-2	2	
30	Bracket, Toe Board Roller Mount	087903-1	2	
31	Bolt, M12x60-8.8 Hex Head Zinc	F81004-5	2	
32	Washer, 13 Zinc Flat	F81056-1	4	
33	Nut, M12-8 Hex Nylon Zinc Lock	F81034-2	2	
34	Bolt, M10x75-8.8-Hex Head Zinc	F81003-15	4	
35	Screw, M6x20- 4.8-B Fe/Zn5 PN-85/M-8220	F81001-31	2	