

Wood-Mizer®

Parts Manual

**LT70L AH
LT70L AH WIDE**

**rev.B6.07
rev. B6.07**



Safety is our #1 concern! Read and understand all safety information and instructions before operating, setting up or maintaining this machine.
Form #1046

Table of Contents

Section-Page

SECTION 1	GENERAL INFORMATION	1-1
1.1	How To Use the Parts List.....	1-1
1.2	Sample Assembly	1-1
SECTION 2	BLADE GUIDE ASSEMBLIES	2-1
2.1	Blade Guide Assembly, Idle Side	2-1
2.2	Blade Guide Assembly, Drive Side	2-3
2.3	Blade Guide Arm, Idle Side - Wide Saw Head	2-5
2.4	Blade Guide Arm, Idle Side	2-7
2.5	Blade Guide Mount Assembly, Drive Side	2-10
2.6	Blade Guide w/Extended Roller, Idle Side (524855)	2-11
2.7	Blade Guide w/Extended Roller, Drive Side (524863)	2-13
2.8	Extended Blade Guide Roller w/Bearings - 522502	2-15
SECTION 3	BLADE WHEELS & TENSIONER	3-1
3.1	Blade Drive Assembly.....	3-1
3.2	Idle-Side Blade Wheel Assembly	3-3
3.3	Hydraulic Blade Tensioner Assembly.....	3-4
3.4	Sawdust Flow Guide.....	3-6
3.5	Idle Side Wheel Arm Rocker W/Lever (520539_533944)	3-7
3.6	Blade Drive Wheels And Rollers Assembly, 2" Blade (586000)	3-8
3.7	2" Blade Drive Wheel (582126)	3-9
3.8	Idle Side 2" Blade Wheel (582125)	3-10
3.9	Drive Blade Wheel Wiper & Scraper Assembly (586150)	3-11
SECTION 4	SAW HEAD	4-1
4.1	Middle Throat Screw	4-1
4.2	Drive Belt Tensioner (AC)	4-2
4.3	Board Return Assembly (Optional)	4-3
4.4	Water Lube Assembly	4-5
4.5	Oil Tank	4-6
4.6	LT70AC Saw Head Decals	4-7
4.7	Blade Housing Covers.....	4-9
4.8	Sawdust Chute.....	4-11
4.9	Sawdust Chute (LT70 Wide only).....	4-12
4.10	Saw Head Rest Bracket & Plate Mount	4-13
4.11	LT Sawmill Saw Head Rest Bracket.....	4-14
4.12	Saw Head Protection Kit, LT70L Mobile	4-15
SECTION 5	CONTROL BOXES	5-1
5.1	Control Assembly, LT70 AH	5-1
5.2	Control Assembly, LT70-RSW	5-3
5.3	Control Assembly, LT70 Remote	5-5
5.4	Box Assembly, LT70 Remote 10- Section	5-7
5.5	Drum Switches	5-9
5.6	Circuit Breakers.....	5-10

Table of Contents

Section-Page

5.7	Front Panel Assembly & Harnesses	5-11	
5.8	Plate, LT70 Remote Complete Front Control Box	5-12	
5.9	Solenoids	5-13	
SECTION 6 UP/DOWN SYSTEM			6-1
6.1	Up/Down Rollers & Covers	6-1	
6.2	Blade Height Scale	6-3	
6.3	Up/Down Chain & Sprockets	6-5	
6.4	Safety Switches	6-6	
6.5	Up/Down Drive Assembly	6-7	
SECTION 7 FEED SYSTEM & TRACK ROLLERS			7-1
7.1	Upper Track Rollers And Wipers.....	7-1	
7.2	Power Feed Assembly	7-3	
7.3	Feed Chain/Stop	7-5	
7.4	Lower Track Rollers.....	7-6	
SECTION 8 BED FRAME ASSEMBLY			8-1
8.1	Bed Rail Assembly (L Type Frame)	8-1	
8.2	Bed Rail Assembly (L Type Frame)	8-2	
8.3	Bed Rail Assembly (L Type Frame)	8-3	
8.4	Bed Rail Assembly (L Type Frame)	8-4	
8.5	Additional Angled Bed Rail (Long) - Complete	8-5	
8.6	Additional Flat Bed Rail (Long) - Complete	8-6	
8.7	Additional Flat Bed Rail (Short) - Complete	8-7	
8.8	Additional Angled Bed Rail (Short) - Complete	8-8	
8.9	Stationary Legs	8-9	
8.10	Log Side Support (Manual)	8-10	
8.11	Bed Extension LT70 (0.9m) - Complete	8-12	
8.12	Angled Bed Rails for "L" Frame	8-14	
8.13	Bed Frame Decals	8-15	
8.14	Saw Head Transport Bracket	8-16	
8.15	Saw Head Transport Bracket, LT70L	8-17	
8.16	Inspection Platform for the Old Type Frame (Optional)	8-18	
8.17	Front Adjustable Leg (at the hitch)	8-19	
8.18	Wall Mount Remote Set (Cutting Length of 6.5 m).....	8-20	
8.19	Wall Mount Remote Set (Cutting Length of 6.5-10 m)	8-21	
8.20	4-Post Remote Set	8-22	
8.21	5-Post Remote Set	8-23	
8.22	Octagonal Profile Sawing Tool (Option)	8-24	
8.23	Sawmill Transport Bracket Assembly (Option)	8-25	
8.24	Tie Down Chain Assembly	8-26	
8.25	Log Loader. 090204 (Single Arm)	8-27	
8.26	Log Loader (Part No. 092863)	8-29	
8.27	7-Post Remote Set 550025	8-31	
8.28	Guide Rail 550024	8-32	
8.29	Guide Rail Support Post 520669	8-33	

Table of Contents

Section-Page

8.30	Guide Rail Support Post 518736	8-34
8.31	Wall Mount Remote Set 550026	8-35
8.32	Wall Mount Bracket Kit 518724	8-36

SECTION 9 HYDRAULIC SYSTEM

9-1

9.1	Hydraulic hoses, LT20L/LT40L/LT70L AH	9-2
9.2	Hydraulic Control Box, LT20L/LT40L/70L AH7	9-4
9.3	Hydraulic Control Box	9-6
9.4	Hydraulic Control Box, LT40/70 AH15/14	9-8
9.5	Hydraulic Power Supply Strip	9-10
9.6	Hydraulic Log Loader	9-12
9.7	Hydraulic Log Turner	9-13
9.8	Hydraulic Log Clamp, Front and Rear	9-15
9.9	Hydraulic Log Clamp	9-17
9.10	Hydraulic Side Supports Assembly "L" (536203)	9-19
9.11	Hydraulic Cylinder (015561)	9-21
9.12	Side Support Rod "L"	9-22
9.13	Hydraulic Toe Board, Middle	9-23
9.14	Hydraulic Control Box, 11-Section AC	9-24
9.15	Hydraulic Control Box, LT40/70 AH15/14	9-27
9.16	Shock Absorber Assembly - Option for Sawmills Equipped with Hydraulics	9-29
9.17	Loader-Arm Rail - "L" Frame	9-31
9.18	Log Loader, 3-arms, L-Frame	9-32
9.19	Vertical Side Support Kit - L-type frame	9-34
9.20	Side Supports "L" Frame	9-36
9.21	Hydraulic Log Side Supports (L Type Frame)	9-38
9.22	Main Hydraulic Log Clamp (2 Rods)	9-40
9.23	Main Log Clamp (540970)	9-42
9.24	Hydraulic Toe Board	9-44
9.25	Left Hydraulic Toe Board (on lower bed rail)	9-45
9.26	Driven Log Levelling Roller (Option)	9-46
9.27	Driven Log Levelling Roller (mounted on lower bed rail)	9-48
9.28	Driven Log Levelling Roller, Lower Bed Rail (510607), Back "L" Frame (544241)	9-50
9.29	Log Levelling Driven Roller. 2 Cylinders.	9-52
9.30	Driven Log Levelling Roller, Left w/2 Cylinders	9-54
9.31	Driven Log Levelling Roller, Right w/2 Cylinders	9-56
9.32	Hydraulic Box AH 12 section (593990)	9-58
9.33	Cylinder Assembly. 555239	9-61
9.34	Hydraulic Hoses Kit, AH14/15 L-Frame. 507007	9-62

Getting Service

Wood-Mizer is committed to providing you with the latest technology, best quality and strongest customer service available on the market today. We continually evaluate our customers' needs to ensure we're meeting current wood-processing demands. Your comments and suggestions are welcome.

General Contact Information

From Europe call your local distributor or our European Headquarters and Manufacturing Facility in Koło, Nagórna 114 St, Poland at **+48-63-2626000**. From the continental U.S., call our U.S. Headquarter 8180 West 10th St.Indianapolis, IN 46214, toll-free at **1-800-525-8100**. Ask to speak with a Customer Service Representative. Please have your machine identification number and your customer number ready when you call. The Service Representative can help you with questions about the operation and maintenance of your machine. He also can schedule you for a service call.

Office Hours:

Country	Monday - Friday	Saturday	Sunday
Poland	7 a.m.- 3 p.m.	Closed	Closed
US	8 a.m.- 5 p.m.	8 a.m.- 12 p.m	Closed

Please have your vehicle identification number and your customer number ready when you call.

Wood-Mizer will accept these methods of payment:

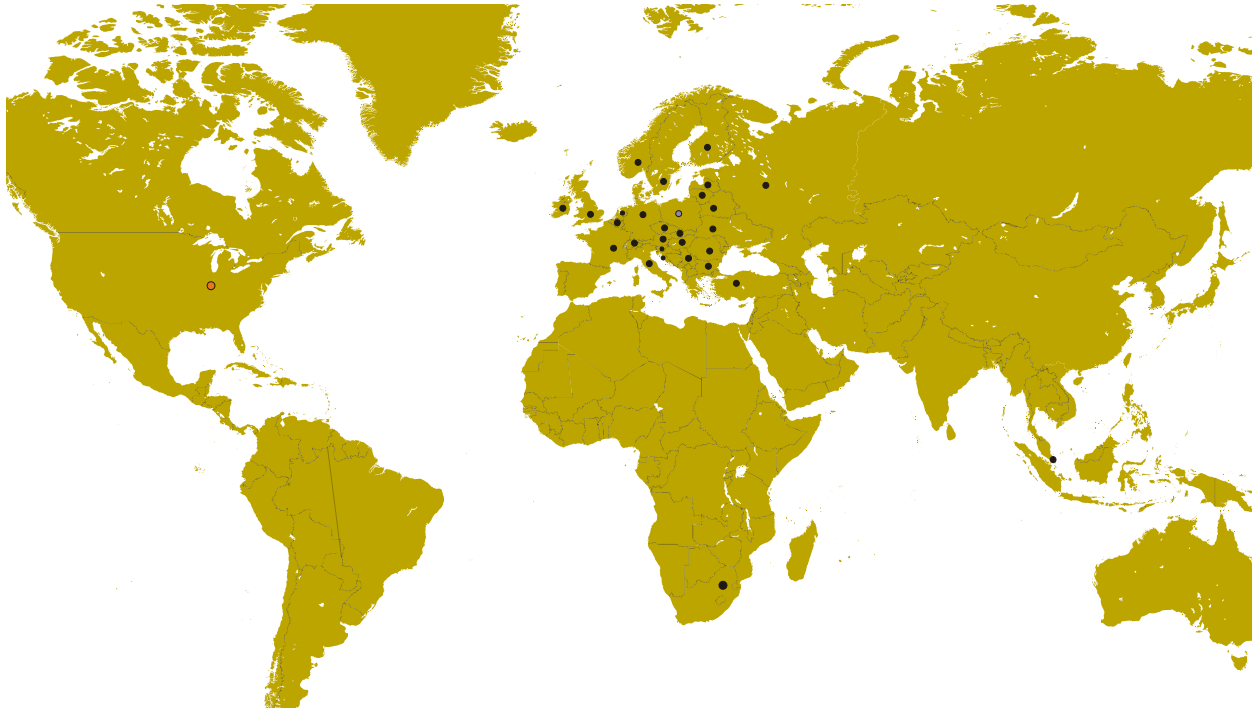
- Visa, Mastercard, or Discover
- COD
- Prepayment
- Net 15 (with approved credit)



Be aware that shipping and handling charges may apply. Handling charges are based on size and quantity of order.

Technical data are subject to change without prior notice.

Actual product may differ from product images. Some illustrations show machines with optional equipment.

Branches & Authorized Sales Centers Wood-Mizer Locations (North and South America)



EUROPE		UNITED STATES
<p> European Headquarters Wood-Mizer Industries Sp. z o.o. Nagórna 114, 62-600 Kolo, Poland Tel.: +48-63-26-26-000 Fax: +48-63-27-22-327 www.woodmizer.eu</p>		<p> World Headquarters Wood-Mizer LLC 8180 West 10th Street Indianapolis, Indiana 46214-2400, USA Tel.: +1-317-271-1542 Fax: +1-317-273-1011 www.woodmizer.com</p>
<p>BELARUS MOST-GRUPP Siemashko 15, k.3 Minsk 2200116 Tel.: +375-17-270-90-08 Fax: +375-17-270-90-08 GSM: +375-29-649-90-80 e-mail: most-by@mail.ru</p>	<p>SWITZERLAND Stefan Wespi Maschinen u. Geräte Spezialarbeiten GmbH Eichstraße 4 6353 Weggis Tel.: +41-413-900-312 GSM: +41-799-643-594 info@woodmizer.ch www.woodmizer.ch</p>	<p>RUSSIA Dariusz Mikołajewski OOO WOOD-MIZER INDUSTRIES 141031, Moscow Reg., Mytishenski raj., pos. Veshki, Zavodskaja str., 3B Tel.Fax: +7(495) 788-72-35 Tel.Fax: +7(495) 641-51-60 e-mail: dariuszm@woodmizer-moscow.ru</p>
<p>BULGARIA Kalin Simeonov Ecotechproduct 38 Star Lozenski pat str. Sofia 1186 Tel.: +359-2-462-7035 Tel.: +359-2-963-1656 Tel./Fax : +359-2-979-1710 Kalin Simeonov GSM: +3592-963-2559 e-mail: office@ecotechproduct.com</p>	<p>HUNGARY Wiktor Turoczy Wood-Mizer Hungary K.F.T. Szonyi Ut 67., 2921 Komárom Tel./Fax: +36-34-346-255 e-mail: woodmizer@woodmizer.hu</p>	<p>RUSSIA Far East Wladimir Glazaczew "WM Service" Krasnoretchenskaya Str.111 680006 Khabarovsk Tel./Fax: +7-914-541-1183 e-mail: wms-khv@mail.ru</p>

<p>CROATIA Krešimir Pregernik Pregimex d.o.o. S. Batušića 31, 10090 Zagreb Tel./Fax: +3851-38-94-668 Krešimir Pregernik GSM: +3851-98-207-106 e-mail: Kresimir.Pregernik@gmail.com</p>	<p>ITALY Pasquale Felice Wood-Mizer Italia Srl Cda. Capoiaccio SN 86012 Cercemaggiore Campobasso Tel./Fax: +39-0874-798-357 GSM: +39-333-281-03-79 e-mail: wmitaliasrl@gmail.com</p>	<p>SERBIA Dragan Markov Wood-Mizer Balkan d.o.o. Svetosavska GA 3/3; P. Fah 25 23 300 Kikinda Tel./Fax: +381-230-25-754 Tel./Fax: +381-230-23-567 GSM: +381-63-568-658 e-mail: office@woodmizer.co.yu</p>
<p>CZECH REPUBLIC Miroslav Greill Wood-Mizer CZ s.r.o. Za Kasárny 946 339 01 Klatovy Tel: +420-376-312-220 GMS: +420-608-111-104 Miroslav Greill GMS: + 420-602-439-799 E-mail: woodmizer@woodmizer.cz</p>		<p>SLOVAKIA Wiktor Turoczy Wood-Mizer Danubia s.r.o. Hadovce 5, 94501 Komárno Tel.: +421-35-77-40-316 Fax: +421-35-7740-326 GSM: +421-905-930-972 e-mail: woodmizer@woodmizer.sk</p>
<p>CZECH REPUBLIC Lubomir Kudlik Wood-Mizer Moravia Sovadinova 6 69002 Breclav Tel./Fax: +420-519-322-443 Lubomir Kudlik GSM: +420-602-734-792 e-mail: info@wood-mizer.net</p>	<p>LATVIA Vilmars Jansons OBERTS Ltd Gaujas str. 32/2 LV-2167 Marupe, Rigas Raj. Tel.: +371-7-810-666 Fax: +371-7-810-655 Vilmars Jansons GSM: +371-92-06-966 Andris Orols GSM: +371-28-33-07-90 e-mail: andris@oberts.lv</p>	<p>TURKEY Er-Ka Ahsap Profil Kerestecilik San. ve Tic. Ltd. Sti. Adana Keresteciler Sitesi 191 sk No.41 ADANA Tel.: +90-322-346-15-86 Fax: +90-322-345-17-07 GSM: +90-533-363-18-44 e-mail: info@erkaahsap.com.tr</p>
<p>FINLAND Howard Blackbourn Oy Falkberg Jordbruk Ab Falkintie 220 25610 Ylonkyla Tel.: +358-2732-2253 Fax: +358-2732-2263 Howard Blackbourn GSM: +358-440-424-339 e-mail: falkberg@woodmizer.fi</p>	<p>LITHUANIA Andrius Zuzevicius UAB Singlis Savanoriu pr. 187, 2053 Vilnius Tel.: +370-5-2-32-22-44 Fax: +370-5-2-64-84-15 GSM: +370-620-28-645 e-mail: andrius.z@singlis.lt Dmitrij Gaiduk GSM: +370-69-84-51-91 e-mail: dmitrijus.g@singlis.lt</p>	<p>UKRAINE Ivan Vinnicki MOST UKRAINA bul. Myru 3, Bajkivtsi Ternoplskyj r-j Ternopolska oblast 47711 Ukraine Tel/Fax: +38 (0352) 52 37 74 GSM: +38 (067) 352 54 34 GSM: +38 (067) 674 50 68 E-mail: most-ukraine@ukr.net</p>
<p>FRANCE Tizoc Chavez Wood-Mizer France 556 chemin des Embouffus, ZAC des Basses Echarrieres 38440 SAINT JEAN DE BOURNAY Tel: +33-4 74 84 84 44 GSM: +33-607 52 02 82 Mail: tchavez@woodmizer.fr</p>	<p>NORWAY Tor Bakken Flaathe Bakken Flaathe A/S Løkenvegen 5, 2034 Holter Tel: + 47-638 74 989 Sales: + 47- 412 80 076 Service: +47- 975 87 588 post@woodmizer.no www.woodmizer.no</p>	<p>UNITED KINGDOM & IRELAND Wood-Mizer UK Hopfield Barn Kenward Road, Yalding Kent ME18 6JP, UK Tel.: +44-1622-813-201 Fax: +44-1622-815-534 e-mail: info@woodmizer.co.uk</p>
<p>SLOVENIA Jan Fale FAMTEH d.o.o. Gacnikova pot 2, 2390 Ravne na Koroskem Tel.: +386-2-62-04-232 Fax: +386-2-62-04-231 Jan Fale GSM: +386-2-62-04-230 e-mail: jan.fale@famteh.si Matjaz Kolar Tel.: +386-2-62-04-232 GSM: +386-31-775-999 e-mail: matjaz.kolar@famteh.si</p>		

<p>GERMANY/AUSTRIA Klaus Longmuss Wood-Mizer GmbH Dorfstraße 5, 29485 Schletau Büro Tel: +49-5883 988 010 Werkstatt Tel: +49-5883 988 220 Ersatzteilservice Tel: +49 58 83 - 98 80 250 Schärfservice Tel: +49-58 83 - 98 80 270 E-mail: info@woodmizer.de www.woodmizer.de Klaus Longmuss Tel.: +49-5883-9880-12 GSM: +49-17-298-55-892 e-mail: KLongmuss@woodmizer.de</p>	<p>Subagent: SWEDEN Kjell Larsson Mekwood AB Slingan 14, 812 41 Gästrike-Hammarby Tel.: +46-290-515-65 Kjell Larsson GSM: +46-706-797-965 e-mail: kjell.larsson@mekwood.se</p>	<p>IRELAND Wood-Mizer Ireland Stephen Brennan Cum Lahardane Ballina County Mayo Tel:+353 96 51345 E-mail: brennanmill@ericom.net</p>
<p>Subagents: DENMARK Kevin Christiansen Kevin Christiansen's savværker PMV Arnborgvej 40, 7330 Brande- Fasterholt Mobile: +45 61468763 Mobile: +45-23495828 Info@woodmizer.dk www.woodmizer.dk</p>	<p>ROMANIA Adrian Echert SC WOOD-MIZER RO SRL TRANSILVANIEI Nr. 5 Sibiu, Cisanadie 555300 Tel./Fax: : +40-369-405-433 GSM: +40-745-707-323 e-mail: aechert@woodmizer.ro</p>	<p>Regional Manager - Asia Robert Moxham Regional Direction - Asia Wood-Mizer Asia Manufacturing Co., Ltd. No.2, Gongyequ 40th Rd. Xitun District, Taichung City, 40768, Taiwan, R.O.C. TEL: +886-4-2359 3022 FAX: +886-4-2359 3205 CELL: +886-9-0568 7708 EMAIL: RMoxham@woodmizer.com www.woodmizerasia.com Skype: r.g.moxham</p>
<p>NETHERLANDS Gerlo Breukers Breukers Houtzagerij en Bosbouwmachines Hazenweg 5, 7481 PC Haaksbergen Tel: +31-535741326 Mobile: +31-620419412 info@woodmizer.nl www.woodmizer.nl</p>	<p>Subagent: ROMANIA M. Echert S.C. Echert Comprod s.r.l Str. Schitului Nr. 6, Apt.7 etajul-1 725 70 Vatra Dornei, Romania Tel./Fax: +40-230-374-235 Tel. : +40-740-35-35-74</p>	<p>Regional Manager - Africa Gavin Prowse Regional Sales Director - Africa Wood-Mizer Africa (Pty) Ltd. Unit 1, Leader Park 20 Chariot Street Stormill Ext.5 Maraisburg, Johannesburg South Africa TEL: +27 11 473 1313 FAX: +27 11 473 2005 CELL: +27 71 398 8010 EMAIL: growse@woodmizer.com www.woodmizerafrika.com Skype: gavin.prowse</p>

USA World Headquarters

Serving North & South America, Oceania, East Asia

Wood-Mizer LLC
8180 West 10th Street
Indianapolis, IN 46214

Phone: 317.271.1542 or 800.553.0182
Customer Service: 800.525.8100
Fax: 317.273.1011
Email: infocenter@woodmizer.com

Brazil Headquarters

Serving Brazil

Wood-Mizer do Brasil
Rua Dom Pedro 1, No: 205 Bairro: Sao Jose
Ivoti/RS CEP:93.900-000

Tel: +55 51 9894-6461/ +55 21 8030-3338/ +55 51 3563-4784
Email: info@woodmizer.com.br

Canadian Headquarters

Serving Canada

Wood-Mizer Canada
396 County Road 36, Unit B
Lindsay, ON K9V 4R3

Phone: 705.878.5255 or 877.357.3373
Fax: 705.878.5355
Email: ContactCanada@woodmizer.com

Europe Headquarters

Serving Europe, Africa, West Asia

Wood-Mizer Industries Sp z o.o.
Nagorna 114
62-600 Kolo, Poland

Phone: +48.63.26.26.000
Fax: +48.63.27.22.327

Branches & Authorized Sales Centers

For a complete list of dealers, visit www.woodmizer.com

SECTION 1 GENERAL INFORMATION

1.1 How To Use the Parts List

- Use the index above to locate the assembly that contains the part you need.
- Go to the appropriate section and locate the part in the illustration.
- Use the number pointing to the part to locate the correct part number and description in the table.
- Parts shown indented under another part are included with that part.
- Parts marked with a diamond (◆) are only available in the assembly listed above the part.

See the sample table below. Sample Part #A01111 includes part F02222-2 and subassembly A03333. Subassembly A03333 includes part S04444-4 and subassembly K05555. The diamond (◆) indicates that S04444-4 is not available except in subassembly A03333. Subassembly K05555 includes parts M06666 and F07777-77. The diamond (◆) indicates M06666 is not available except in subassembly K05555.

1.2 Sample Assembly				
REF.	DESCRIPTION (◆ Indicates Parts Available In Assemblies Only)	PART #	QTY	
	Sample Assembly, Complete (Includes All Indented Parts Below)	A01111	1	
1	Sample Part	F02222-22	1	
	Sample Subassembly (Includes All Indented Parts Below)	A03333	1	
2	Sample Part (◆ Indicates Part Is Only Available With A03333)	S04444-4	1	◆
	Sample Subassembly (Includes All Indented Parts Below)	K05555	1	
3	Sample Part (◆ Indicates Part Is Only Available With K05555)	M06666	2	◆
4	Sample Part	F07777-77	1	

To Order Parts:

- From Europe call our European Headquarters and Manufacturing Facility in Kolo, Poland at **+48-63-2626000**. From the continental U.S., call our toll-free Parts hotline at **1-800-525-8100**. Have your customer number, vehicle identification number, and part numbers ready when you call. From other international locations, contact the Wood-Mizer distributor in your area for parts.

Office Hours:

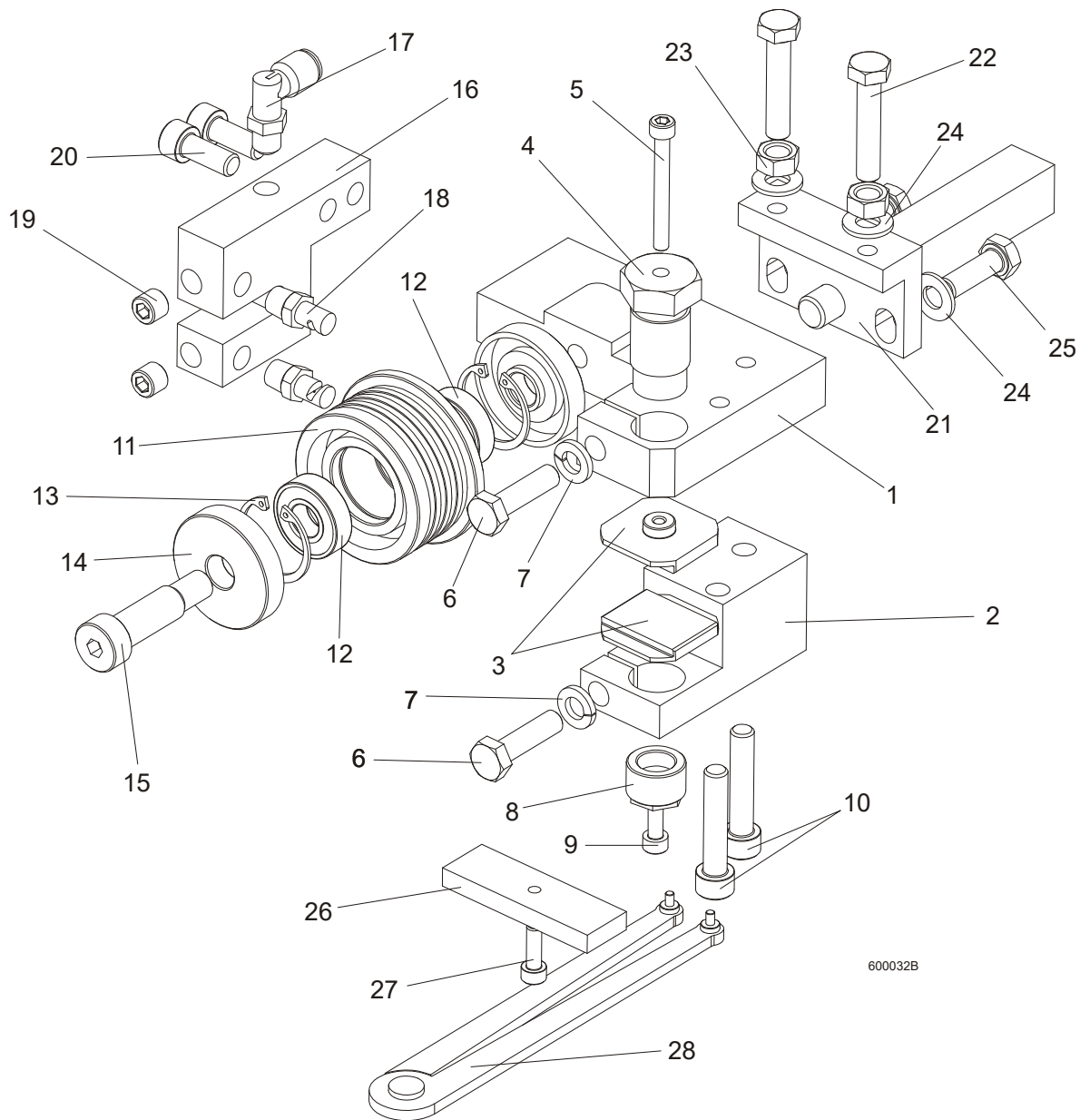
Country	Monday - Friday	Saturday	Sunday
Poland	7-15	Closed	Closed
US	8 a.m.- 5 p.m.	8 a.m.- 12 p.m.	Closed



CAUTION! It is strongly recommended that only original spare parts be used.

SECTION 2 BLADE GUIDE ASSEMBLIES

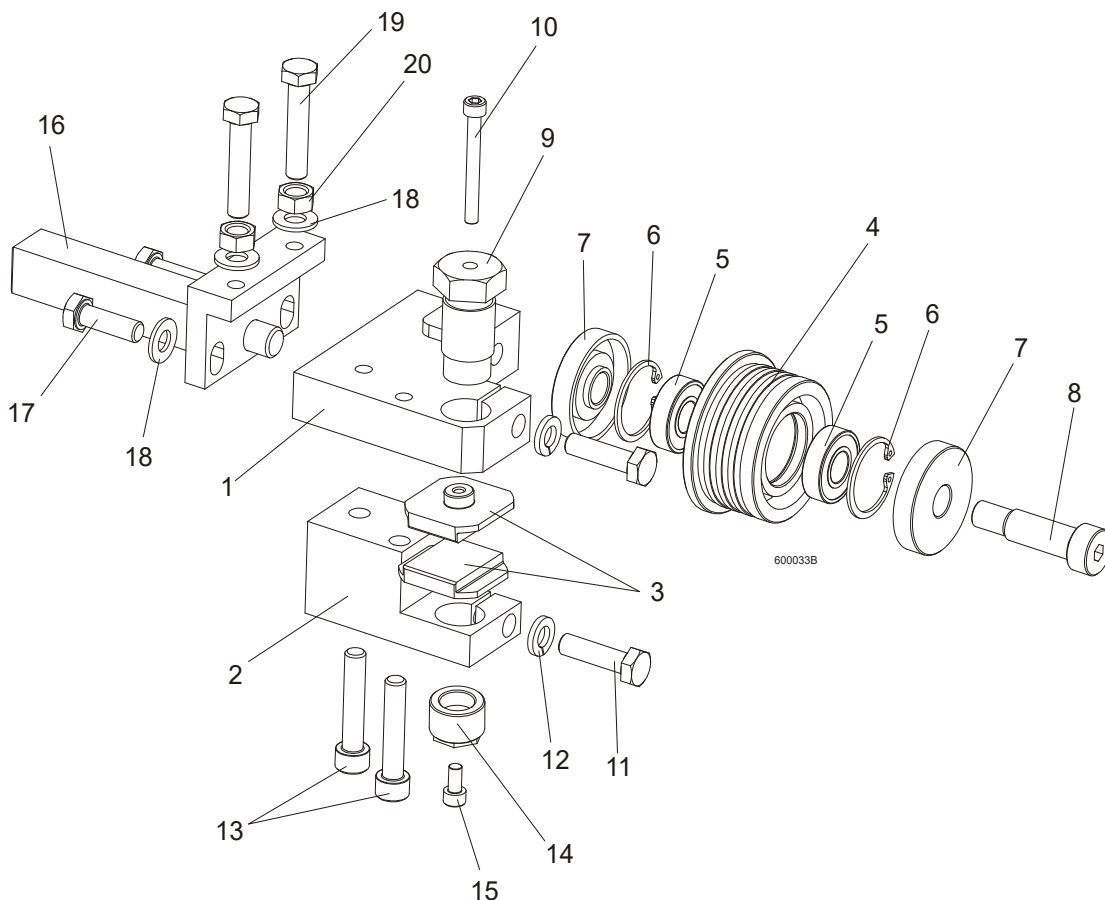
2.1 Blade Guide Assembly, Idle Side



600032B

REF	DESCRIPTION (◆ INDICATES PARTS AVAILABLE IN ASSEMBLIES ONLY)	PART #	QTY	
	BLADE GUIDE ASSEMBLY, IDLE SIDE, EXTENDED (FOR OPTIONAL USE WITH 1 1/2" BLADES)	092997	1	
1	Block, Blade Guide Mount Zinc-Plated	090947-1	1	
2	Block, Lower Ceramic Pad Mount Zinc-Plated	090948-1	1	
3	Block, Blade Guide Zinc	093430-1	2	
4	Bolt, Upper Pad Adjustment Zinc-Plated	089515-1	1	
5	SCREW, M5X45 DIN912 A2-70 HEX SOCKET HE	F81000-24	1	
6	Bolt, M8x30 DIN933 A2-70 Stainless Steel	F81002-27	2	
7	WASHER 8,2 SPLIT LOCK ZINC	F81054-4	2	
8	Screw, Lower Pad Adjuster Zinc-Plated	516191-1	1	
9	SCREW, M5X10 DIN912 A2-70 HEX SOCKET HE	F81000-23	1	
10	Screw, M8x40-8.8 Hex Socket Head Cap Zinc	F81002-29	2	
	Roller, Blade Guide w/Bearing, Extended	092939	1	
11	Roller, Blade Guide Extended	087890	1	
12	BEARING, 6001 2RSR (FAG, SKF)	087893	2	
13	Ring, W28 Inside Retaining	F81090-9	2	
14	RING, ZINC-PLATED SPACER	087891-1	1	
	Washer, Blade Guide Roller Spacer Zinc-Plated	087892-1	1	
15	Screw, 12/M10x30 12.9 ISO 7379 Socket Head Shoulder	F81003-70	1	
	Screw, 12/M10x35 12.9 ISO 7379 Socket Head Shoulder (used with the Extended Roller only)	F81003-48	1	
16	Block, Nozzle Mounting Zinc-Plated	090487-1	1	
17	ELBOW, 90 DEG 1/8MPT 1/4 TUBE SWIVEL	P09736	1	
18	Nozzle, Blade Lube Spray	033479	2	
19	PLUG, M10X1 DIN906 BN40 ZINC	F81015-3	2	
20	Screw, M8x20-8.8 Hex Socket Head Cap Zinc	F81002-30	2	
21	BRACKET WELDMENT, BLADE GUIDE ZINC-PLATE	089509-1	1	
22	Bolt, M8x40 DIN933 A2-70 Stainless Steel	F81002-28	2	
23	NUT, M8 DIN 934 A2-70 STAINLESS STEEL	F81032-7	2	
24	WASHER, 8.4 FLAT ZINC	F81054-1	4	
25	Bolt, M8x25 DIN933 A2-70 Stainless Steel	F81002-26	2	
	PLATE, BLADE GUIDE ALIGNMENT - COMPLETE	090951	1	
26	PLATE, BLADE GUIDE ALIGNMENT ZINC-PLATED	090805-1	1	
27	Screw, M5X16-8.8 Hex Socket Head Cap Zinc	F81000-25	1	
28	Tool, 62860-3 (PERSCHMAN) Lower Pad Adjustment	090949	1	

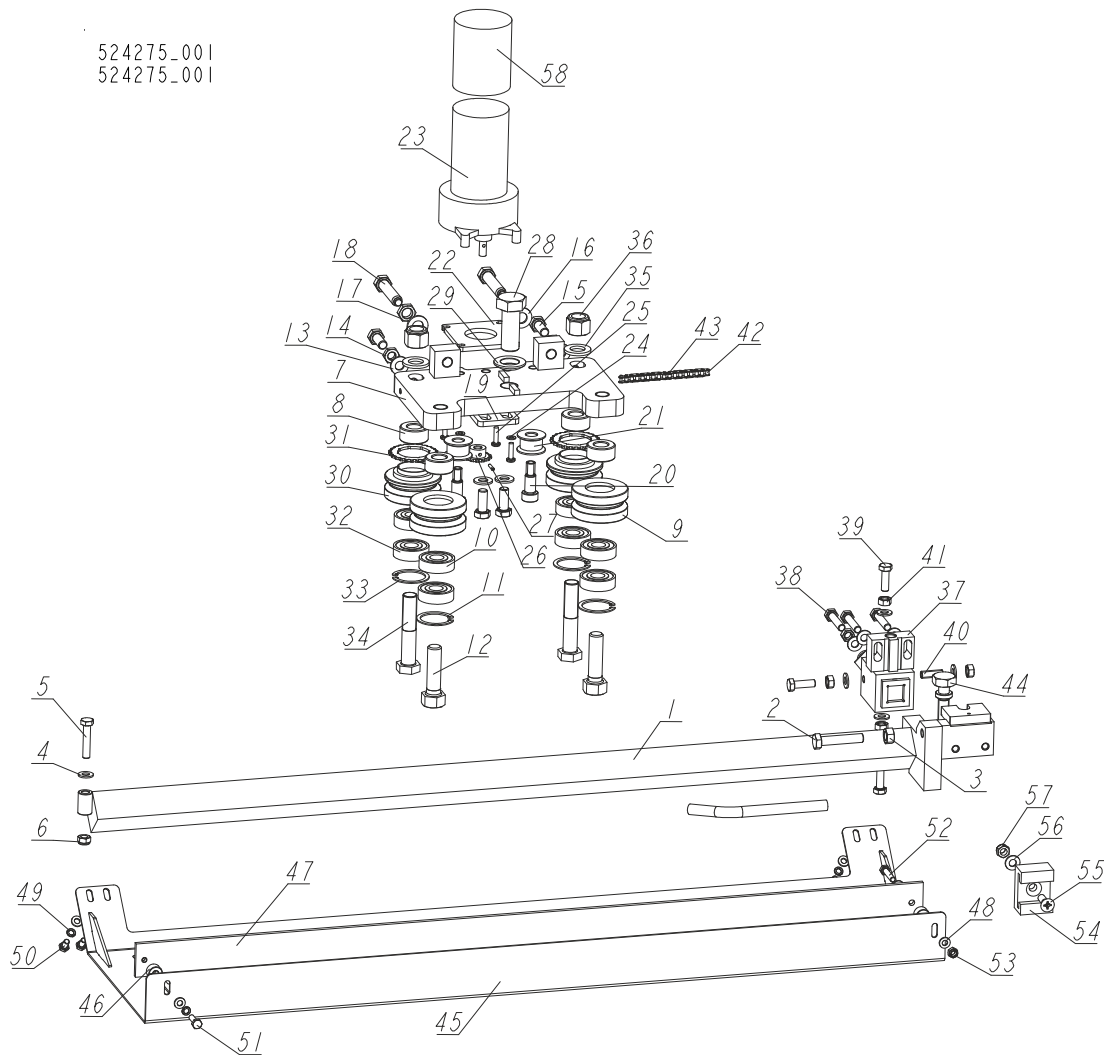
2.2 Blade Guide Assembly, Drive Side



REF	DESCRIPTION (◆ INDICATES PARTS AVAILABLE IN ASSEMBLIES ONLY)	PART #	QTY	
	BLADE GUIDE ASSEMBLY, DRIVE SIDE, EXTENDED (FOR OPTIONAL USE WITH 1 1/2" BLADES)	092998	1	
1	Block, Blade Guide Mount Zinc-Plated	090944-1	1	
2	Block, Lower Ceramic Pad Mount Zinc-Plated	090946-1	1	
3	Block, Blade Guide Zinc	093430-1	2	
	Roller, Blade Guide w/Bearing, Extended	092939	1	
4	Roller, Blade Guide Extended	087890	1	
5	BEARING, 6001 2RSR (FAG, SKF)	087893	2	◆
6	Ring, W28 Inside Retaining	F81090-9	2	
7	RING, ZINC-PLATED SPACER	087891-1	1	
	Washer, Blade Guide Roller Spacer Zinc-Plated	087892-1	1	
8	Screw, 12/M10x30 12.9 ISO 7379 Socket Head Shoulder	F81003-70	1	
	Screw, 12/M10x35 12.9 ISO 7379 Socket Head Shoulder (used with the Extended Roller only)	F81003-48	1	
9	Bolt, Upper Pad Adjustment	089515	1	
10	SCREW, M5X45 DIN912 A2-70 HEX SOCKET HE	F81000-24	1	
11	Bolt, M8x30 DIN933 A2-70 Stainless Steel	F81002-27	2	
12	WASHER 8,2 SPLIT LOCK ZINC	F81054-4	2	
13	Screw, M8x40-8.8 Hex Socket Head Cap Zinc	F81002-29	2	
14	SCREW, LOWER PAD ADJUSTER ZINC-PLATED	516191-1	1	

15	SCREW, M5X10 DIN912 A2-70 HEX SOCKET HE	F81000-23	1	
16	BRACKET WELDMENT, BLADE GUIDE ZINC-PLATE	089509-1	1	
17	Bolt, M8x25 DIN933 A2-70 Stainless Steel	F81002-26	2	
18	WASHER, 8.4 FLAT ZINC	F81054-1	4	
19	Bolt, M8x40 DIN933 A2-70 Stainless Steel	F81002-28	2	
20	NUT, M8 DIN 934 A2-70 STAINLESS STEEL	F81032-7	2	

2.3 Blade Guide Arm, Idle Side - Wide Saw Head

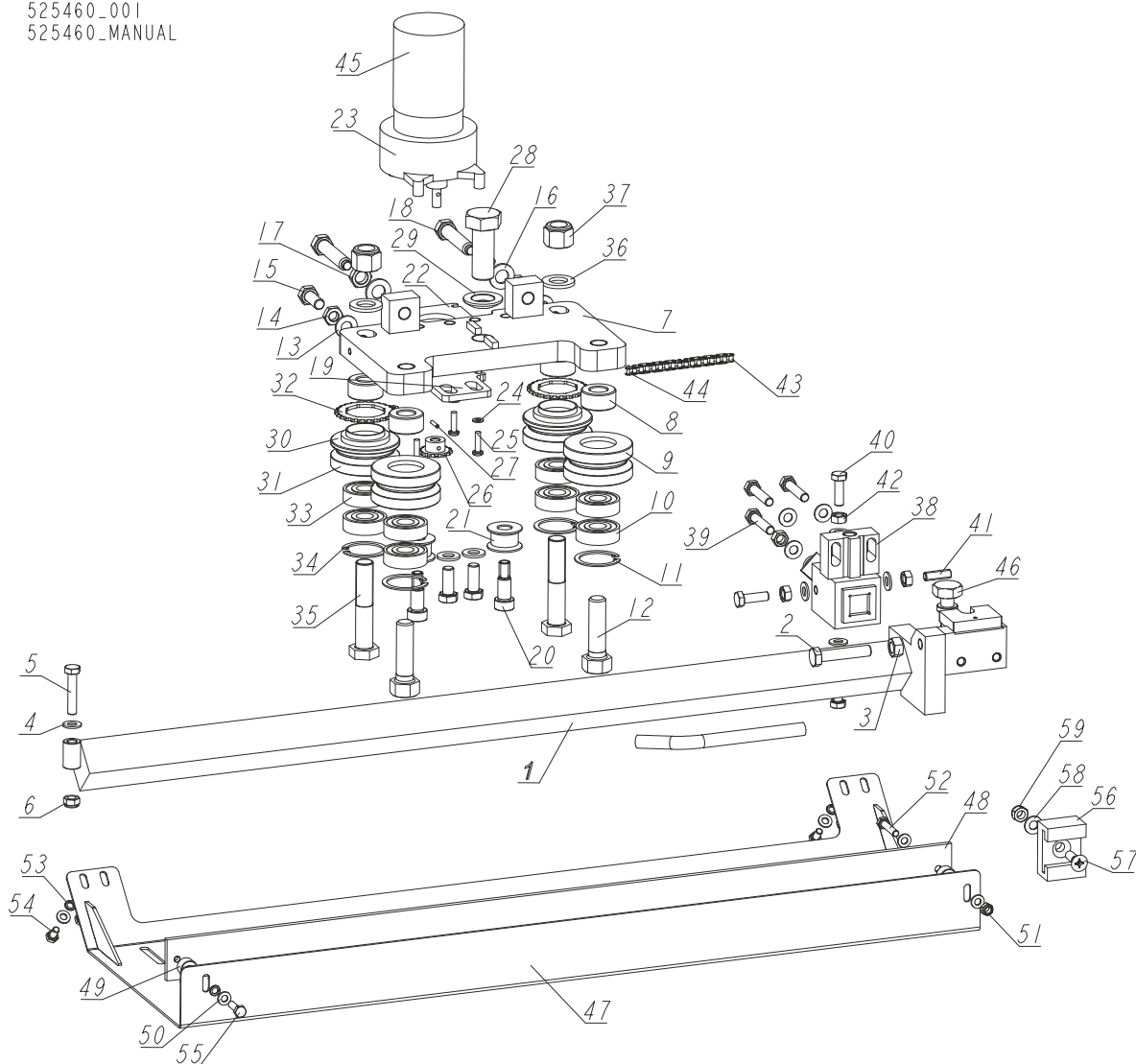


REF	DESCRIPTION (◆ INDICATES PARTS AVAILABLE IN ASSEMBLIES ONLY)	PART #	QTY
-	ARM, BLADE GUIDE - IDLE SIDE	524275	1
1	ARM, BLADE GUIDE ZINC-PLATED	524273-1	1
2	BOLT, M10X50MM,HEX HEAD FULL THREAD ZINC	F81003-4	1
3	NUT, M10-8-B-HEX ZINC	F81033-3	1
4	WASHER, 8.4 FLAT ZINC	F81054-1	8
5	BOLT, M8X40-8.8 HEX HEAD FULL THREAD ZINC	F81002-15	1
6	NUT, M8-8-B HEX NYLON ZINC LOCK	F81032-2	1
7	PLATE WELDMENT, BLADE GUIDE ARM ZINC-PLATED	090800-1	1
8	BUSHING, 16/32-16 ZINC-PLATED	090804-1	4
-	ROLLER ASSY, B/G IDLER	042543	2
9	ROLLER, 2 1/2 V-GROOVE	042536	1
10	BEARING, 5/8X1.7548X.4724	P06030-1	2
11	RING, 1.575 INTERNAL BEVELED RETAINING	F04254-8	1
12	BOLT, 5/8-18X2 1/4 HH GRADE 5	F05009-80	2
13	WASHER, 10.5 FLAT ZINC	F81055-1	4
14	NUT, M10-04-W HEX ZINC THIN	F81033-6	2
15	BOLT, M10X25 8.8 HEX HEAD FULL THREAD	F81003-31	4

REF	DESCRIPTION (◆ INDICATES PARTS AVAILABLE IN ASSEMBLIES ONLY)	PART #	QTY
16	WASHER, 13 FLAT ZINC	F81056-1	2
17	NUT, M12X1.25-8 HEX THIN ZINC	F81034-5	2
18	SCREW, M12X1.25X60-33H HEX SET ZINC W/FULL DOG POINT	F81004-52	2
19	PLATE, BLADE GUIDE MOTOR MOUNT	557374-1	1
20	BOLT, 12/M10X20 12.9 ISO7379 SHOULDER (BOSSARD)	F81003-68	2
21	ROLLER, CHAIN GUIDE	090801	2
22	PLATE, SPACER	557373-1	1
23	MOTOR, CURRENT APPLICATION 1/30HP 12VDC GEAR	557161	1
24	WASHER, 5.3 FLAT ZINC	F81052-1	4
25	BOLT, #10-32X3/4 CRSL PH	F81000-35	4
26	SPROCKET, 25B13X.3130	P09970	1
27	PIN, 3X14 GEOMET ROLL	F81044-4	1
28	BOLT, M20X1.5X50-8.8-B HEX HEAD FULL THREAD ZINC	F81007-2	1
29	WASHER, DIN 6319-21C SPHERICAL (GOMA)	F81059-6	1
-	ROLLER ASSY, B/G DRIVE	042542	2
-	ROLLER ASSY, B/G PRESSED DRIVE	042541	1
30	ROLLER, 2.5 V-GROOVE DRIVE	042535	1
31	SPROCKET, #25 CHAIN 26 TOOTH	S09931	1
32	BEARING, 5/8X1.7548X.4724	P06030-1	2
33	RING, 1.575 INTERNAL BEVELED RETAINING	F04254-8	1
34	BOLT, 5/8-18X3 1/4 HHC GRADE 5	F05009-98	2
35	WASHER, 17 SPLIT LOCK ZINC	F81058-1	2
36	NUT, 5/8-18 NYLON ZINC LOCK	F05010-71	2
37	MOUNTING BLOCK, DRIVE SIDE BLADE GUIDE (089503-1	1
38	BOLT, M8X40 DIN933 A2-70 STAINLESS STEEL	F81002-28	3
39	BOLT, M8X25 DIN933 A2-70 STAINLESS STEEL	F81002-26	3
40	SCREW, M8X25 A2-70 DIN 913 STAINLESS STE	F81014-3	1
41	NUT, M8 DIN 934 A2-70 STAINLESS STEEL	F81032-7	5
-	CHAIN, BLADE GUIDE ARM DRIVE	093805	1
42	CHAIN, #25X92 PITCHES B/G	042443	2
43	LINK, 25 MASTER	P09983	2
44	BOLT, BLADE GUIDE ADJUSTMENT (ZINC-PL.)	506552-1	1
-	GUARD, LT70 BLADE - COMPLETE	525483	1
45	GUARD WELDMENT, LT70 BLADE	525480-1	1
46	BUSHING, 6.5/16-10.5	525463-1	2
47	BAR, LT70 BLADE GUARD	524272	1
48	WASHER, 6.4 FLAT ZINC	F81053-1	7
49	WASHER, Z 6.1 SPLIT LOCK	F81053-3	5
50	BOLT, M6X12-8.8 HEX HEAD FULL THREAD ZIN	F81001-7	4
51	BOLT, M6X20 8.8 HEX HEAD FULL THREAD ZINC	F81001-2	1
52	BOLT, M6X30-8.8 HEX HEAD FULL THREAD	F81001-13	1
53	NUT, M6-8-B HEX NYLON ZINC LOCK	F81031-2	1
54	BRACKET, BLADE GUIDE ARM GUIDE	088305	1
55	BOLT, M8X25 PAN HEAD ZINC	F81002-51	1
56	WASHER, 8.4 FLAT ZINC	F81054-1	1
57	NUT, M8-8-B HEX NYLON ZINC LOCK	F81032-2	1
58	CAP, 2.5 ID X 3 RUBBER	023720	1

2.4 Blade Guide Arm, Idle Side

525460_001
 525460_MANUAL



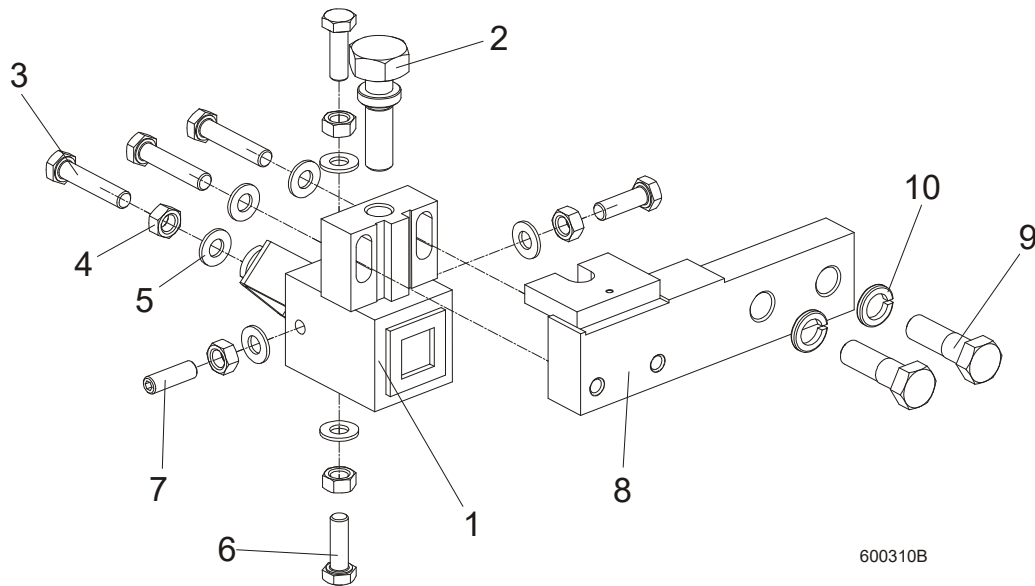
REF	DESCRIPTION (◆ INDICATES PARTS AVAILABLE IN ASSEMBLIES ONLY)	PART #	QTY
-	ARM, BLADE GUIDE - IDLE SIDE	525460	1
1	ARM, BLADE GUIDE ZINC-PLATED	525856-1	1
2	BOLT, M10X50MM,HEX HEAD FULL THREAD ZINC	F81003-4	1
3	NUT, M10-8-B-HEX ZINC	F81033-3	1
4	WASHER, 8.4 FLAT ZINC	F81054-1	8
5	BOLT, M8X40-8.8 HEX HEAD FULL THREAD ZINC	F81002-15	1
6	NUT, M8-8-B HEX NYLON ZINC LOCK	F81032-2	1
7	PLATE WELDMENT, BLADE GUIDE ARM ZINC-PLATED	090800-1	1
8	BUSHING, 16/32-16 ZINC-PLATED	090804-1	4
-	ROLLER ASSY, B/G IDLER	042543	2
9	ROLLER, 2 1/2 V-GROOVE	042536	1
10	BEARING, 5/8X1.7548X.4724	P06030-1	2
11	RING, 1.575 INTERNAL BEVELED RETAINING	F04254-8	1

REF	DESCRIPTION (◆ INDICATES PARTS AVAILABLE IN ASSEMBLIES ONLY)	PART #	QTY
12	BOLT, 5/8-18X2 1/4 HH GRADE 5	F05009-80	2
13	WASHER, 10.5 FLAT ZINC	F81055-1	4
14	NUT, M10-04-W HEX ZINC THIN	F81033-6	2
15	BOLT, M10X25 8.8 HEX HEAD FULL THREAD	F81003-31	4
16	WASHER, 13 FLAT ZINC	F81056-1	2
17	NUT, M12X1.25-8 HEX THIN ZINC	F81034-5	2
18	SCREW, M12X1.25X60-33H HEX SET ZINC W/FULL DOG POINT	F81004-52	2
19	PLATE, BLADE GUIDE MOTOR MOUNT	557374-1	1
20	BOLT, 12/M10X20 12.9 ISO7379 SHOULDER (BOSSARD)	F81003-68	2
21	ROLLER, CHAIN GUIDE	090801	2
22	PLATE, SPACER	557373-1	1
23	MOTOR, CURRENT APPLICATION 1/30HP 12VDC GEAR	557161	1
24	WASHER, 5.3 FLAT ZINC	F81052-1	4
25	BOLT, #10-32X3/4 CRSL PH	F81000-35	4
26	SPROCKET, 25B13X.3130	P09970	1
27	PIN, 3X14 GEOMET ROLL	F81044-4	1
28	BOLT, M20X1.5X50-8.8-B HEX HEAD FULL THREAD ZINC	F81007-2	1
29	WASHER, DIN 6319-21C SPHERICAL (GOMA)	F81059-6	1
30	ROLLER ASSY, B/G DRIVE	042542	2
-	ROLLER ASSY, B/G PRESSED DRIVE	042541	1
31	ROLLER, 2.5 V-GROOVE DRIVE	042535	1
32	SPROCKET, #25 CHAIN 26 TOOTH	S09931	1
33	BEARING, 5/8X1.7548X.4724	P06030-1	2
34	RING, 1.575 INTERNAL BEVELED RETAINING	F04254-8	1
35	BOLT, 5/8-18X3 1/4 HHC GRADE 5	F05009-98	2
36	WASHER, 17 SPLIT LOCK ZINC	F81058-1	2
37	NUT, 5/8-18 NYLON ZINC LOCK	F05010-71	2
38	MOUNTING BLOCK, DRIVE SIDE BLADE GUIDE (089503-1	1
39	BOLT, M8X40 DIN933 A2-70 STAINLESS STEEL	F81002-28	3
40	BOLT, M8X25 DIN933 A2-70 STAINLESS STEEL	F81002-26	3
41	SCREW, M8X25 A2-70 DIN 913 STAINLESS STE	F81014-3	1
42	NUT, M8 DIN 934 A2-70 STAINLESS STEEL	F81032-7	5
-	CHAIN, BLADE GUIDE ARM DRIVE	093805	1
43	CHAIN, #25X92 PITCHES B/G	042443	2
44	LINK, 25 MASTER	P09983	2
45	CAP, 2.5 ID X 3 RUBBER	023720	1
46	BOLT, BLADE GUIDE ADJUSTMENT (ZINC-PL.)	506552-1	1
-	GUARD, LT70 STANDARD BLADE	525860	1
47	GUARD WELDMENT, LT70 BLADE	525459-1	1
48	BAR, BLADE GUARD	088306	1
49	BUSHING, 6.5/16-10.5	525463-1	2
50	WASHER, 6.4 FLAT ZINC	F81053-1	7
51	NUT, M6-8-B HEX NYLON ZINC LOCK	F81031-2	1
52	BOLT, M6X30-8.8 HEX HEAD FULL THREAD	F81001-13	1
53	WASHER, Z 6.1 SPLIT LOCK	F81053-3	5
54	BOLT, M6X12-8.8 HEX HEAD FULL THREAD ZIN	F81001-7	4
55	BOLT, M6X20 8.8 HEX HEAD FULL THREAD ZINC	F81001-2	1

2**Blade Guide Assemblies***Blade Guide Arm, Idle Side*

REF	DESCRIPTION (◆ INDICATES PARTS AVAILABLE IN ASSEMBLIES ONLY)	PART #	QTY	
56	BRACKET, BLADE GUIDE ARM GUIDE	088305	1	
57	BOLT, M8X25 PAN HEAD ZINC	F81002-51	1	
58	WASHER, 8.4 FLAT ZINC	F81054-1	1	
59	NUT, M8-8-B HEX NYLON ZINC LOCK	F81032-2	1	

2.5 Blade Guide Mount Assembly, Drive Side

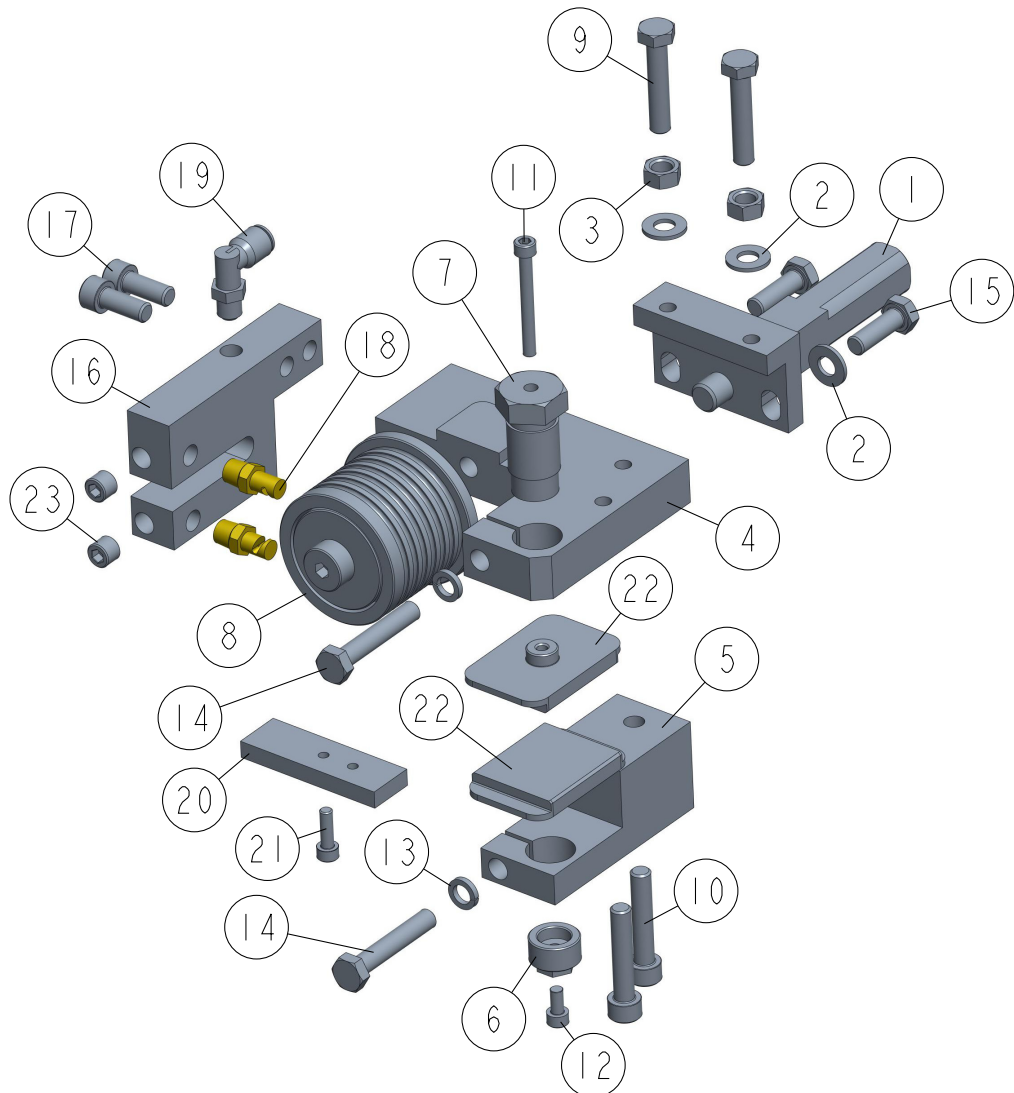


600310B

REF	DESCRIPTION (◆ INDICATES PARTS AVAILABLE IN ASSEMBLIES ONLY)	PART #	QTY	
	MOUNTING BLOCK, DRIVE SIDE	091338	1	
1	MOUNTING BLOCK, DRIVE SIDE BLADE GUIDE (ZINC-PL.)	089503-1	1	
2	BOLT, BLADE GUIDE ADJUSTMENT (ZINC-PL.)	506552-1	1	
3	BOLT, M8x40 DIN933 A2-70 STAINLESS STEEL	F81002-28	3	
4	NUT, M8 DIN 934 A2-70 STAINLESS STEEL	F81032-7	5	
5	WASHER, 8.4 FLAT ZINC	F81054-1	7	
6	BOLT, M8x25 DIN933 A2-70 STAINLESS STEEL	F81002-26	3	
7	SCREW, M8x25 A2-70 DIN 913 STAINLESS STEEL SET	F81014-3	1	
8	BAR, BLADE GUIDE MOUNT (ZINC-PL.)	089501-1	1	
9	BOLT, M12x40-8.8 HEX HEAD ZINC	F81004-1	2	
10	WASHER, Z12.2 SPLIT LOCK ZINC	F81056-2	2	

2.6 Blade Guide w/Extended Roller, Idle Side (524855)

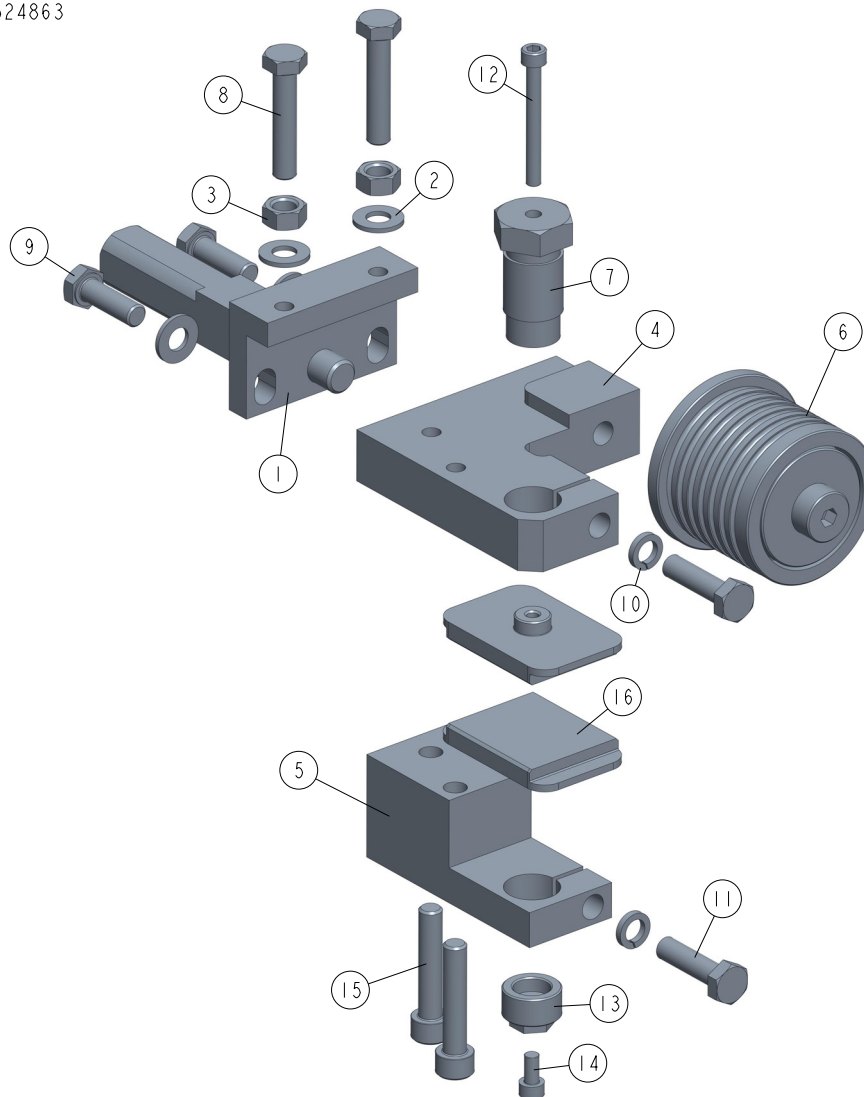
524855_001
524855_MANUAL



REF	DESCRIPTION (◆ indicates parts available in assemblies only)	PART #	QTY
-	BLADE GUIDE W/EXTENDED ROLLER, IDLE SIDE	524855	1
1	BRACKET WELDMENT, BLADE GUIDE ZINC-PLATE	089509-1	1
2	WASHER, 8.4 FLAT ZINC	F81054-1	4
3	NUT, M8 DIN 934 A2-70 STAINLESS STEEL	F81032-7	2
4	PLATE, BLADE GUIDE MOUNT - LEFT	524856-1	1
5	BLOCK, LOWER PAD SUPPORT LEFT	524857-1	1
6	SCREW, LOWER PAD ADJUSTER ZINC-PLATED	516191-1	1
7	BOLT, UPPER PAD ADJUSTMENT ZINC-PLATED	089515-1	1
8	ROLLER, BLADE GUIDE - EXTENDED W/BEARING See Section 2.8	522502	1
9	BOLT, M8X40 DIN933 A2-70 STAINLESS STEEL	F81002-28	2
10	SCREW, M8X40-8.8 HEX SOCKET HEAD CAP ZIN	F81002-29	2
11	SCREW, M5X45 DIN912 A2-70 HEX SOCKET HE	F81000-24	1
12	SCREW, M5X10 DIN912 A2-70 HEX SOCKET HE	F81000-23	1

REF	DESCRIPTION (◆ indicates parts available in assemblies only)	PART #	QTY	
13	WASHER 8,2 SPLIT LOCK ZINC	F81054-4	2	
14	BOLT, M8X45-8.8 HEX HEAD FULL THREAD ZIN	F81002-14	2	
15	BOLT, M8X25 DIN933 A2-70 STAINLESS STEEL	F81002-26	2	
16	BLOCK, NOZZLE HOUSING	524858-1	1	
17	SCREW, M8X20-8.8 HEX SOCKET HEAD CAP ZIN	F81002-30	2	
18	NOZZLE, BLADE LUBE SPRAY	033479	2	
19	ELBOW, 90 DEG 1/8MPT 1/4 TUBE SWIVEL	P09736	1	
-	PLATE, BLADE GUIDE ALIGNMENT - COMPLETE	090951	1	
20	PLATE, BLADE GUIDE ALIGNMENT ZINC-PLATED	090805-1	1	
21	SCREW, M5X16-8.8 HEX SOCKET HEAD CAP ZIN	F81000-25	1	
22	PAD, BLADE GUIDE (W/EXTENDED ROLLER)	524859-1	2	
23	PLUG, M10X1 DIN906 BN40 ZINC	F81015-3	2	

2.7 Blade Guide w/Extended Roller, Drive Side (524863)

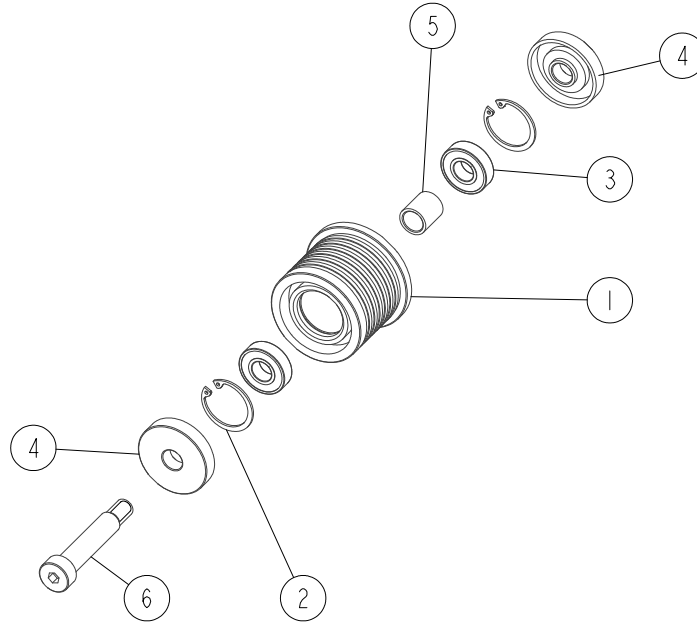
524863_001_A
524863

REF	DESCRIPTION (◆ indicates parts available in assemblies only)	PART #	QTY
-	BLADE GUIDE W/EXTENDED ROLLER, DRIVE SID	524863	1
1	BRACKET WELDMENT, BLADE GUIDE ZINC-PLATE	089509-1	1
2	WASHER, 8.4 FLAT ZINC	F81054-1	4
3	NUT, M8 DIN 934 A2-70 STAINLESS STEEL	F81032-7	2
4	PLATE, BLADE GUIDE MOUNT	524861-1	1
5	BLOCK, LOWER PAD SUPPORT	524862-1	1
6	ROLLER, BLADE GUIDE - EXTENDED W/BEARING See Section 2.8	522502	1
7	BOLT, UPPER PAD ADJUSTMENT ZINC-PLATED	089515-1	1
8	BOLT, M8X40 DIN933 A2-70 STAINLESS STEEL	F81002-28	2
9	BOLT, M8X25 DIN933 A2-70 STAINLESS STEEL	F81002-26	2
10	WASHER 8,2 SPLIT LOCK ZINC	F81054-4	2
11	BOLT, M8X30 DIN933 A2-70 STAINLESS STEEL	F81002-27	2
12	SCREW, M5X45 DIN912 A2-70 HEX SOCKET HE	F81000-24	1
13	SCREW, LOWER PAD ADJUSTER ZINC-PLATED	516191-1	1

REF	DESCRIPTION (◆ indicates parts available in assemblies only)	PART #	QTY	
14	SCREW, M5X10 DIN912 A2-70 HEX SOCKET HE	F81000-23	1	
15	SCREW, M8X40-8.8 HEX SOCKET HEAD CAP ZIN	F81002-29	2	
16	PAD, BLADE GUIDE (W/EXTENDED ROLLER)	524859-1	2	

2.8 Extended Blade Guide Roller w/Bearings - 522502

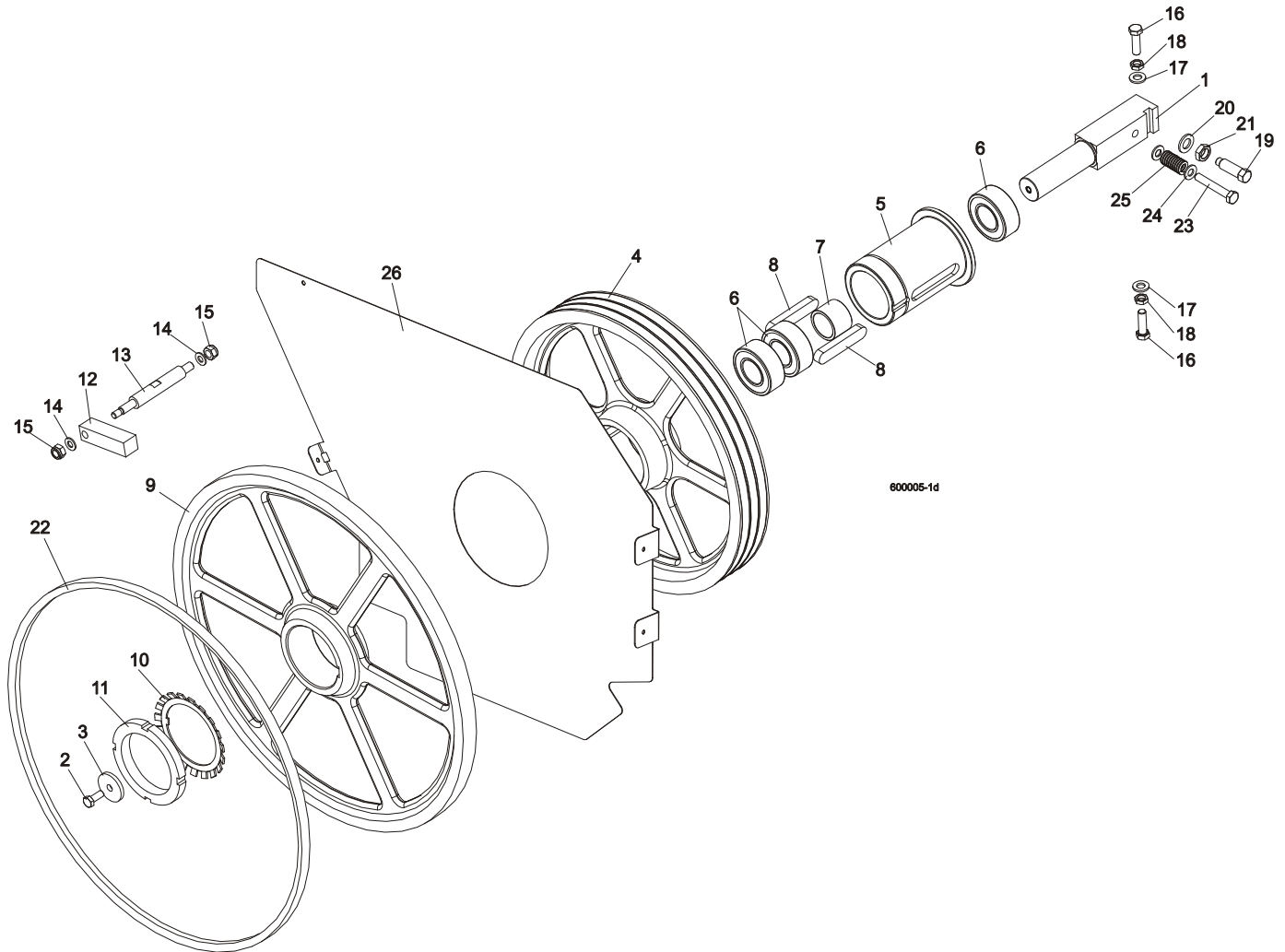
522502_001
522502_MANUAL



REF	DESCRIPTION (◆ indicates parts available in assemblies only)	PART #	QTY
-	ROLLER, BLADE GUIDE - EXTENDED W/BEARINGS	522502	1
1	ROLLER, BLADE GUIDE EXTENDED	522501	1
2	RING, W28 INSIDE RETAINING	F81090-9	2
3	BEARING, 6001 2RSR (FAG, SKF)	087893	2
4	RING, ZINC-PLATED SPACER	087891-1	2
5	BUSHING, 12/16-17	522504-1	1
6	BOLT, 12/M10X50 12.9 ISO7379 SHOULDER	F81003-122	1

SECTION 3 BLADE WHEELS & TENSIONER

3.1 Blade Drive Assembly




REF	DESCRIPTION (◆ indicates parts available in assemblies only)	PART #	QTY
1	SHAFT, BLADE DRIVE WHEEL	088475	1
2	BOLT, M10x25 8.8 HEX HEAD FULL THREAD	F81003-31	1
3	WASHER, BLADE DRIVE WHEEL	088956-1	1
	PULLEY ASSEMBLY, BLADE DRIVE	504808	1
4	Pulley, 3-Groove 484 mm Diameter	089457-1	1
5	Bushing, Blade Drive Wheel	504809	1
6	Bearing, 3208.2rsr.tvh (FAG) Rolling	088449	3
7	Spacer, 51x41x36.3 Drive Bearing	504810	1
8	Key, A20x12x100 Parallel	088477	2
9	WHEEL, BLADE DRIVE	090811	1
10	WASHER, MB21 (FAG) LOCK	088451	1
11	NUT, KM21(M105X2) (FAG) LOCK	088450	1
12	BAR, WHEEL SCRAPER	088781	1
13	SHAFT, WHEEL SCRAPER	088780-1	1

14	WASHER, 10.5 FLAT ZINC	F81055-1	2	
15	NUT, M12 8 HEX NYLON ZINC LOCK	F81034-2	2	
16	BOLT, M12X1.25X40-8.8 HEX HEAD FULL THRE	F81004-42	3	
17	WASHER, 13 FLAT ZINC	F81056-1	3	
18	NUT, M12X1.25-8 HEX THIN ZINC	F81034-5	3	
19	SCREW, M16X1.5X50-33H HEX HEAD FULL DOG POINT SET ZINC	F81006-14	1	
20	WASHER, 17 SPLIT LOCK ZINC	F81058-1	1	
21	NUT, M16x1.5-08-B ZINC THIN	F81036-6	1	
22	BELT, B72.5 BLADE WHEEL	017922-1	1	
23	BOLT, M10X65-8.8-B HEX HEAD ZINC	F81003-67	1	
24	WASHER, 10.5 FLAT ZINC	F81055-1	2	
25	SPRING, 3/4 O.D.X 1 1/2 DIE	034430	1	
26	PLATE, LT70AC SAW HEAD (OPTION)	100897-1	1	
	BELT, 3B/HB2462 La	089464	1	

3.2 Idle-Side Blade Wheel Assembly

525852_OPER_002
525852_MANUAL



REF	DESCRIPTION (◆ indicates parts available in assemblies only)	PART #	QTY
1	ARM, IDLE SIDE WHEEL ROCKER W/LEVER - COMPLETE See Section 3.5	520539 ¹	1
1	ARM, IDLE SIDE WHEEL ROCKER W/LEVER - COMPLETE See Section 3.5	533944 ²	1
2	PIN WELDMENT, PIVOT	535310	1
3	WASHER, 21 FLAT ZINC	F81059-2	1
4	NUT, M20 ISO 4035 THIN ZINC	F81037-9	2
-	WHEEL, IDLE SIDE - COMPLETE	088764	1
5	WHEEL, IDLE SIDE BLADE	535356-1 ³	1
	WHEEL, IDLE SIDE BLADE	090810 ⁴	1
6	BEARING, 3309B.2RSR.TVH FAG	086428	1
7	RING, W100 INSIDE RETAINING	F81090-10	2
8	WASHER, IDLE BLADE WHEEL RETAINING	088957-1	1
9	BOLT, M10X25 8.8 HEX HEAD FULL THREAD	F81003-31	1
10	WASHER, SPACER ZINC-PLATED	503164-1	2
	BELT, B72.5 BLADE WHEEL	017922-1	1

¹ Wide sawheads - 525853, 523792: rocker 520539, idle wheel 088764 with 017922-1 belt.

Wide sawheads with 2" blade - 525853, 523792: rocker 520539, idle wide wheel 535355 without belt.

² Standard sawheads - 088770, 088771: rocker 533944, idle wheel 088764 with 017922-1 belt.

Standard sawheads with 2" blade - 525850, 525851 : rocker 533944, idle wide wheel 535355 without belt.

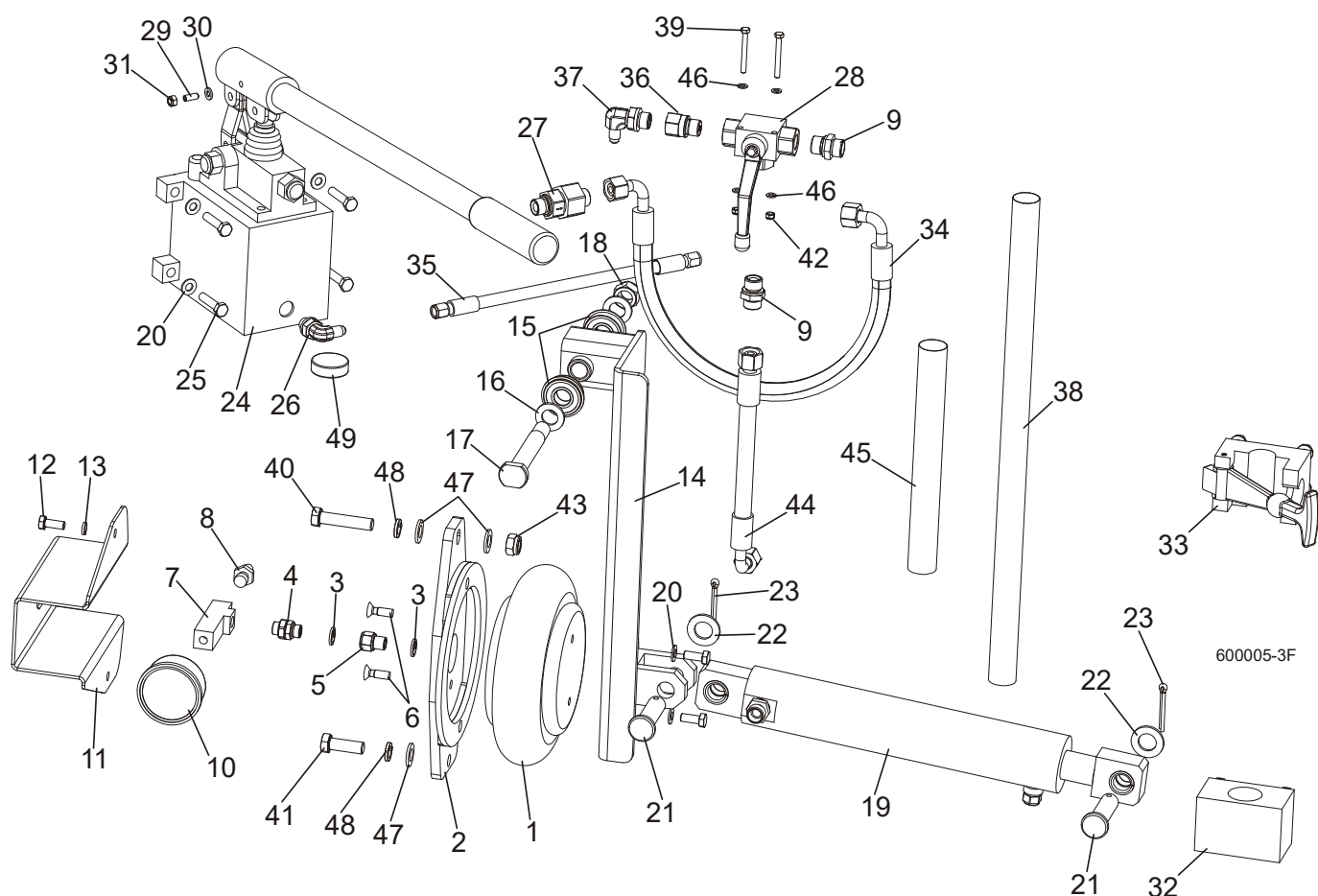
³ Included in 535355.

⁴ Included in 088764.

3 Blade Wheels & Tensioner

Hydraulic Blade Tensioner Assembly

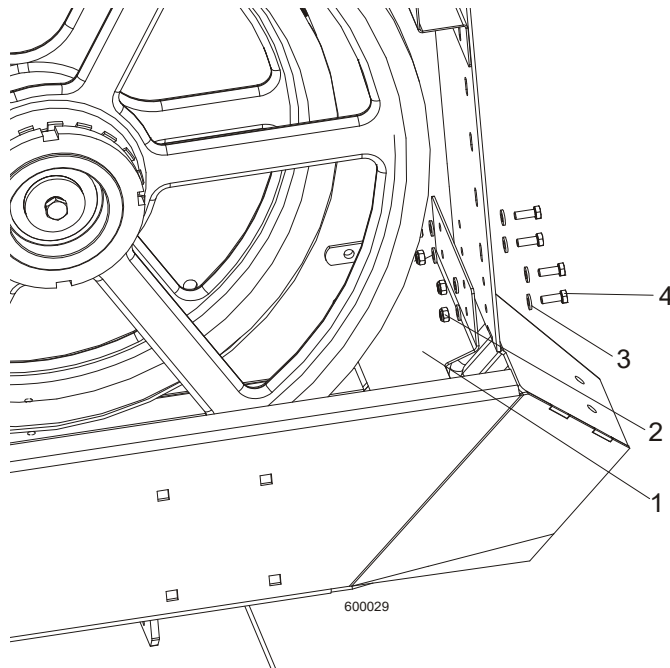
3.3 Hydraulic Blade Tensioner Assembly



REF	DESCRIPTION (◆ indicates parts available in assemblies only)	PART #	QTY
	COMPLETE HYDRAULIC BLADE TENSIONER	504801	1
1	BAG, POJ 192 308 100 0 AIR	088576	1
2	BRACKET, AIR BAG MOUNT	088798-1	1
3	SEAL, G1/4 866-014-000-0	090809	4
4	NIPPLE, 1/4 8632141400)BOSCH	097703	1
5	FITTING, 1/4 THREAD/1/4 THREAD 2521	097704	1
6	BOLT, M8X25 PAN HEAD ZINC	F81002-51	2
7	TEE CONNECTOR, SPECIAL	097702-1	1
8	FITTING, 1/4" THREAD 390 004 004 0 (REXROTH) AIR TANK VALVE	088575	1
9	FITTING, HD-GE-12L-BE-06 STRAIGHT	094561	2
10	GAUGE, M63T-2,5/20G G 1/8 0-0.6 MPA/PSI AIR PRESSURE	088568	1
11	GUARD, AIR PRESSURE GAUGE	088924-1	1
12	BOLT, M8X20 8.8 HEX HEAD FULL THREAD ZIN	F81002-4	4
13	WASHER 8,2 SPLIT LOCK ZINC	F81054-4	2
14	ARM, AIR CYLINDER	092779-1	1
15	BEARING W/SNAP RING 6203-2RS	086395	2
16	WASHER, 17 SPLIT LOCK ZINC	F81058-1	2
17	PIN, IDLER ARM MOUNT	086404	1

18	NUT, M16-8 HEX NYLON ZINC LOCK	F81036-2	2	
19	CYLINDER, HYDRAULIC - COMPLETE	092788	1	
	CYLINDER, SHDJ050/030X80 HYDRAULIC	092787-1	1	
	BUSHING, TUF1 18x120 CX	500106	4	
	FITTING, HD-GE-12L-BE-06 STRAIGHT	094561	1	
	VALVE, 2901-14-17 AIR VENT	090794	1	
20	WASHER, 8.4 FLAT ZINC	F81054-1	6	
21	PIN, PN-EN 22341-B-18X65X57-A2	F81049-4	2	
22	WASHER, 19 FLAT ZINC	F81060-1	2	
23	PIN, S-FE 5X40 COTTER	F81043-31	2	
24	PUMP, PMS12/TNK1 MANUAL W/TANK 1L	092789	1	
	PROTECTIVE BELLOWS	083829	1	
	HANDLE, PMS12	083728	1	
25	BOLT, M8X35-8.8 HEX HEAD FULL THREAD ZIN	F81002-13	4	
26	ELBOW, CA-204410-3	094562	1	
27	VALVE, RHV12LREDA3C CHECK	094559	1	
28	VALVE, BALL 3-WAY GE5L G3/8"	504803	1	
29	LATCH, GN615.3-M6-KN BALL THREADED	096874	1	
30	WASHER, 6.4 FLAT ZINC	F81053-1	1	
31	NUT, M6-8-B HEX NYLON ZINC LOCK	F81031-2	1	
32	BRACKET, TENSIONER PUMP HANDLE BOTTOM	096951	1	
33	BRACKET, TENSIONER PUMP HANDLE UPPER	092800	1	
34	HOSE, DN10 W/FITTING 10AOL 90 M18X1.5	504804	1	
35	HOSE, 1/4 W/FITTING JIC 7/16-20	504805	1	
36	FITTING, G 3/8 THROTTLE	096849	1	
37	ELBOW, CA-204411-3	094563	1	
38	HOSE PROTECTION	505178	1	
39	BOLT, M5X45 DIN933 A2-70 STAINLESS STEEL	F81000-22	2	
40	BOLT, M12X55-8.8 HEX HEAD ZINC	F81004-12	1	
41	BOLT, M12 X 35-8.8-FE/ZN5 HEX HEAD FULL	F81004-24	1	
42	NUT, M5-8 DIN985 ZINC-PLATED	F81030-2	2	
43	NUT, M12 8 HEX NYLON ZINC LOCK	F81034-2	1	
44	HOSE, DN12 W/FITTINGS PN10AOL90 I PN10AOL M1.5	096964	1	
45	HOSE PROTECTION	098489	1	
46	WASHER, 5.3 FLAT ZINC	F81052-1	4	
47	WASHER, 13 FLAT ZINC	F81056-1	3	
48	WASHER, Z12.2 SPLIT LOCK ZINC	F81056-2	2	
49	MAGNET, MW.38X12/N38 NEODYMIUM	500022	1	

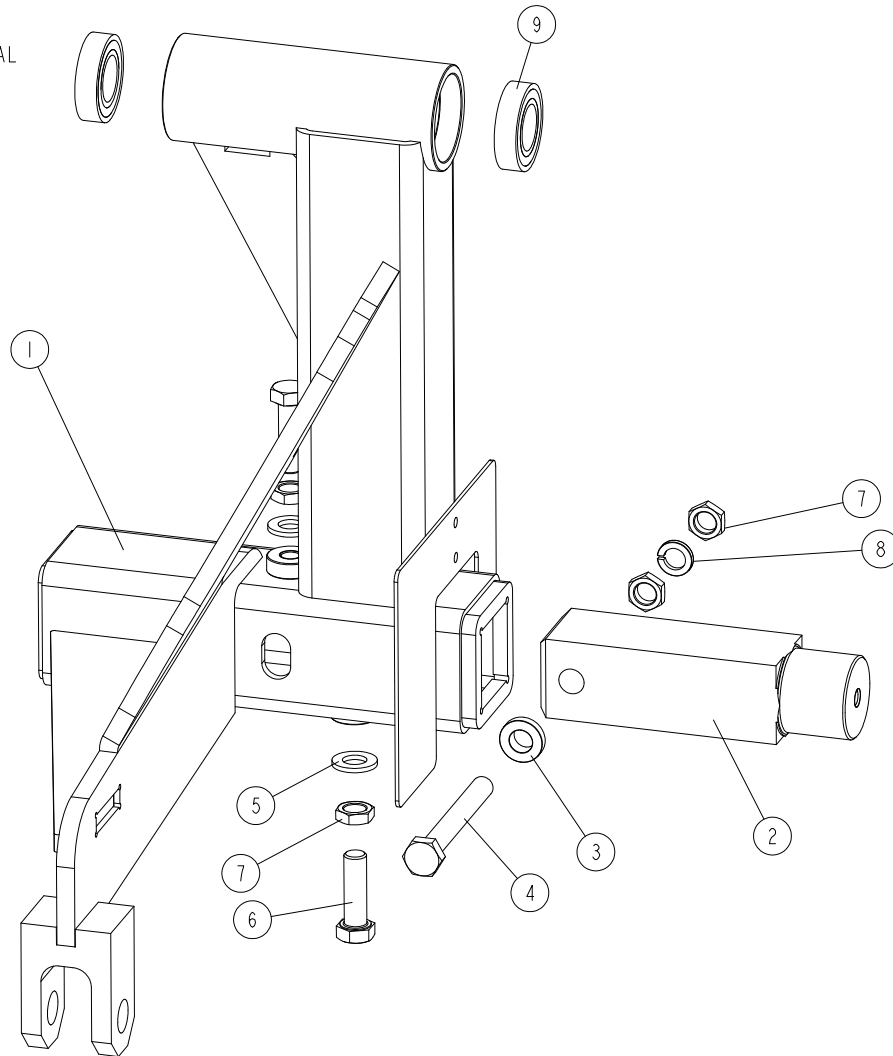
3.4 Sawdust Flow Guide



REF	DESCRIPTION (◆ indicates parts available in assemblies only)	PART #	QTY
1	GUIDE, SAWDUST FLOW PAINTED	090506	1
2	NUT, M6-8-B HEX NYLON ZINC LOCK	F81031-2	4
3	WASHER, 6.4 FLAT ZINC	F81053-1	8
4	BOLT M6X16 HH ZC FT 8.8 DIN 933	F81001-15	4

3.5 Idle Side Wheel Arm Rocker W/Lever (520539_533944)

520539_001
520539_MANUAL

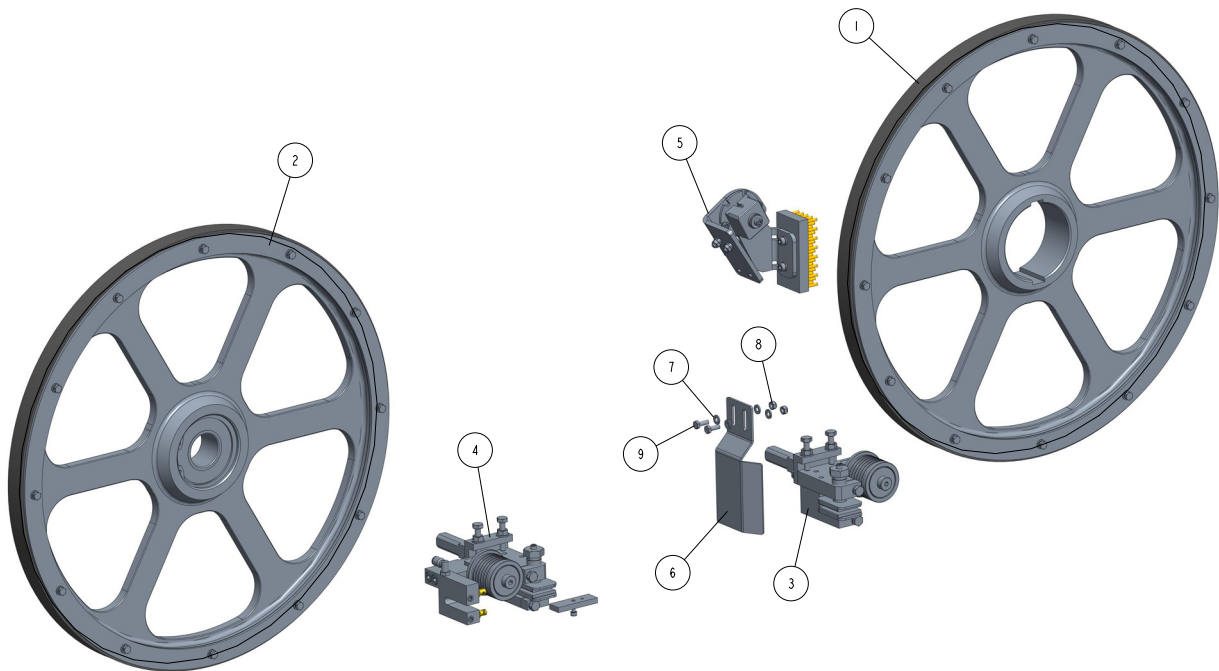


REF	DESCRIPTION (◆ indicates parts available in assemblies only)	PART #	QTY
-	ARM, IDLE SIDE WHEEL ROCKER W/LEVER - COMPLETE	520539	1
-	ARM, IDLE SIDE WHEEL ROCKER W/LEVER - COMPLETE	533944	1
1	ARM, IDLE SIDE WHEEL ROCKER W/LEVER	520540-1 ¹	1
	ARM, IDLE SIDE WHEEL ROCKER W/LEVER	533943-1 ²	1
2	SHAFT, IDLE SIDE BLADE WHEEL	088474	1
3	WASHER, ZINC-PLATED SPECIAL	086769-1	2
4	BOLT, M12X1.25X100-8.8 HEX HEAD FULL THREAD ZINC	F81004-41	1
5	WASHER, 13 FLAT ZINC	F81056-1	2
6	BOLT, M12X1.25X40-8.8 HEX HEAD FULL THREAD ZINC	F81004-42	2
7	NUT, M12X1.25-8 HEX THIN ZINC	F81034-5	4
8	WASHER, Z12.2 SPLIT LOCK ZINC	F81056-2	1
9	BEARING, 6005 2RS PN-85/M-86100	089652	2

¹ Included in 520539

² Included in 533944

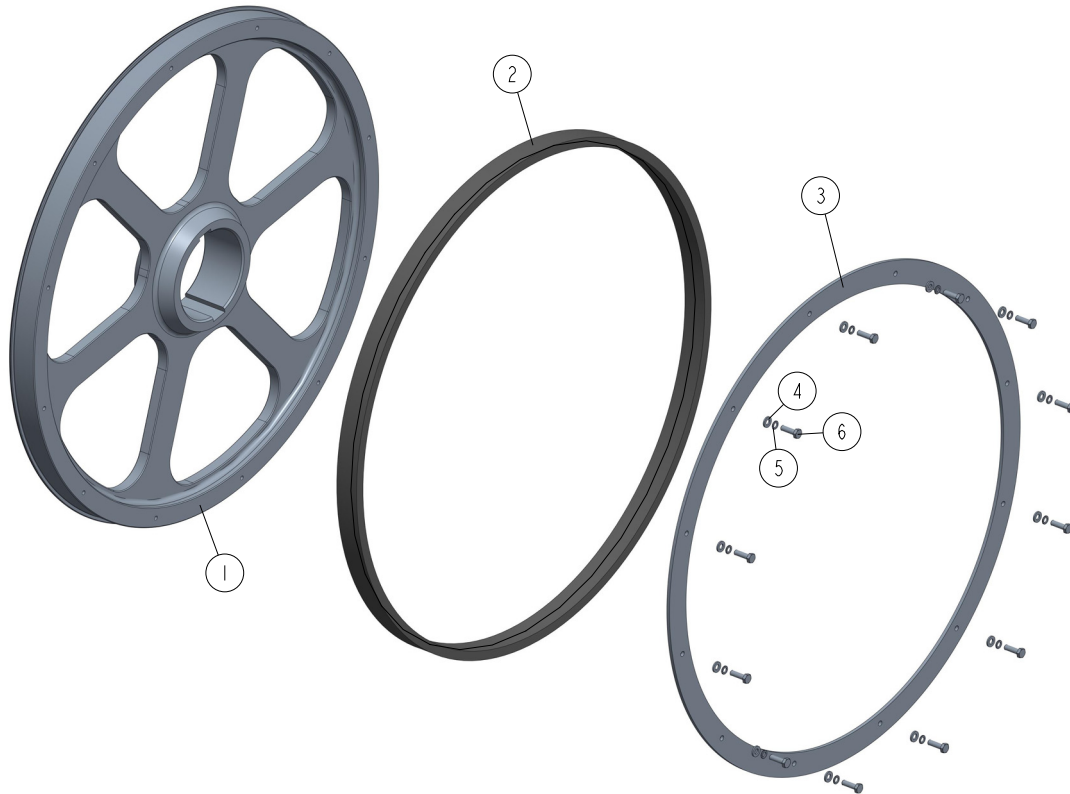
3.6 Blade Drive Wheels And Rollers Assembly, 2" Blade (586000)

586000_001_A
586000

REF	DESCRIPTION (◆ indicates parts available in assemblies only)	PART #	QTY
-	BLADE DRIVE WHEELS AND ROLLERS ASSEMBLY, 2" BLADE	586000	1
1	ASSY., BLADE WHEEL (2" BLADE) See Section 3.7	582126	1
2	BLADE WHEEL, 2" IDLE SIDE - COMPLETE See Section 3.8	582125	1
3	BLADE GUIDE W/EXTENDED ROLLER, DRIVE SID See Section 2.7	524863	1
4	BLADE GUIDE W/EXTENDED ROLLER, IDLE SIDE See Section 2.6	524855	1
5	BLADE WHEEL WIPER & SCRAPER ASSEMBLY See Section 3.9	586150	1
6	GUARD, BLADE GUIDE ROLLER	586134-1	1
7	WASHER, 6.4 FLAT ZINC	F81053-1	4
8	NUT, M6-8-B HEX NYLON ZINC LOCK	F81031-2	2
9	BOLT M6X16 HH ZC FT 8.8 DIN 933	F81001-15	2

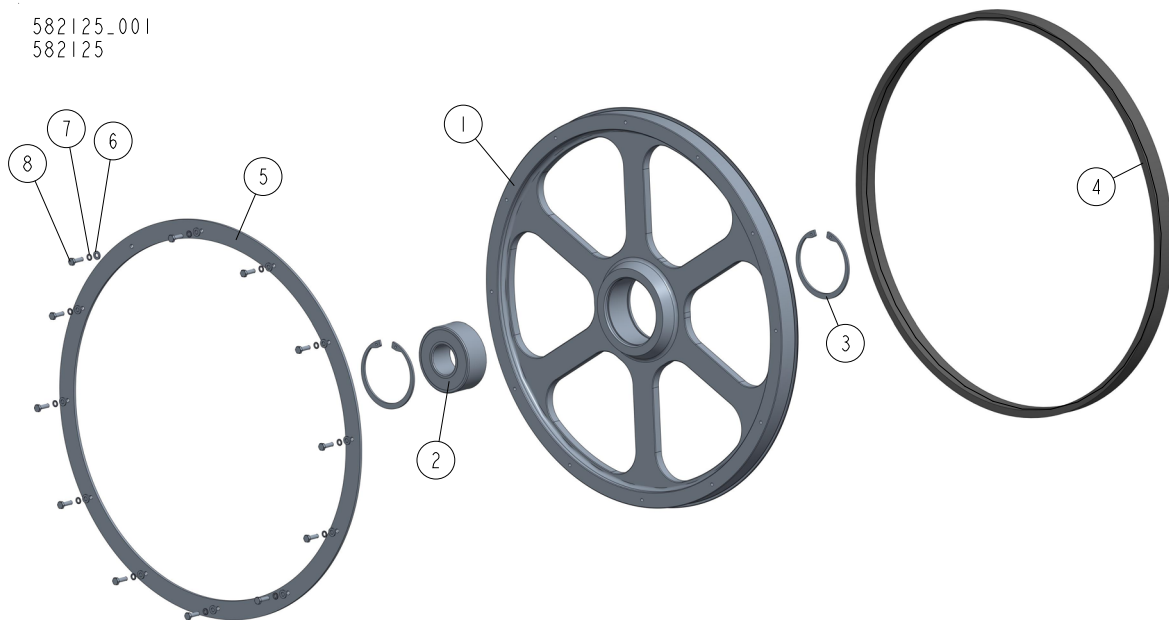
3.7 2" Blade Drive Wheel (582126)

582126_001
582126



REF	DESCRIPTION (◆ indicates parts available in assemblies only)	PART #	QTY
-	ASSY., BLADE WHEEL (2" BLADE)	582126	1
1	BLADE WHEEL	578644-1	1
2	V-BELT, 1 1/8" LENGTH 72.5	547257	1
3	FLANGE	582131-1	1
4	WASHER, 6.4 FLAT ZINC	F81053-1	12
5	WASHER, Z 6.1 SPLIT LOCK	F81053-3	12
6	BOLT, M6X20 8.8 HEX HEAD FULL THREAD ZIN	F81001-2	12

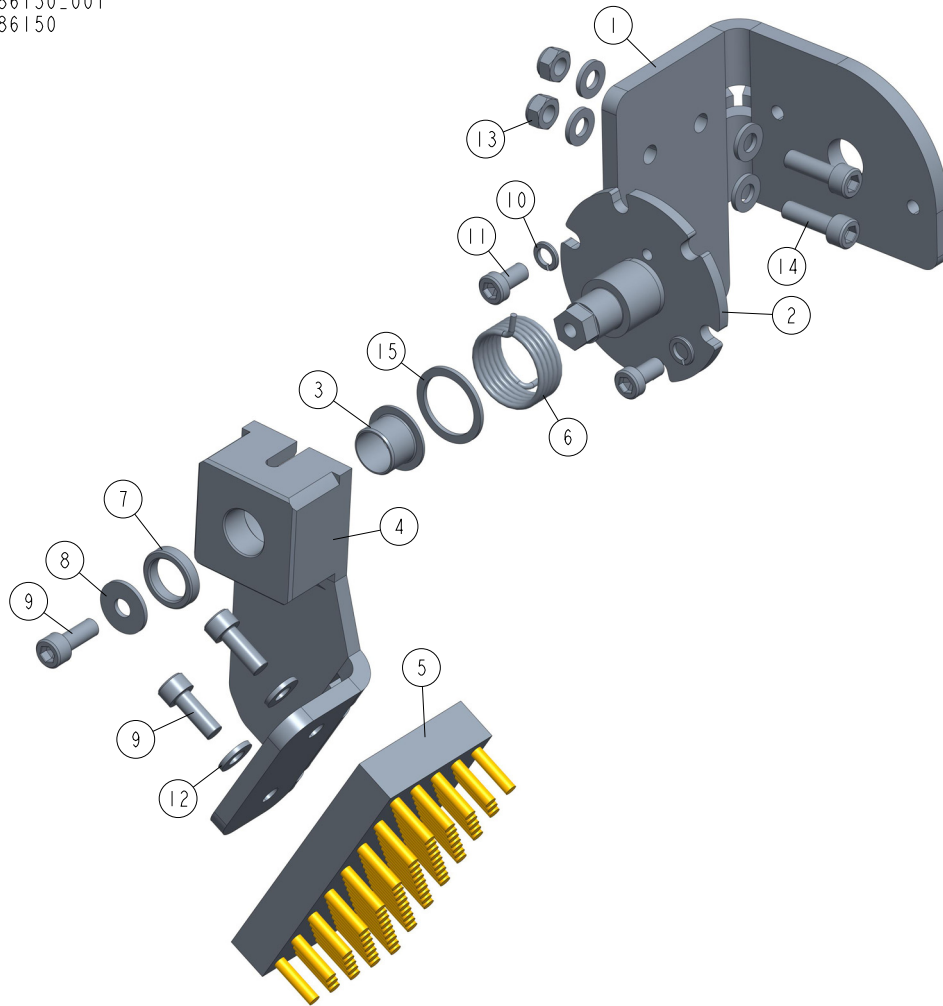
3.8 Idle Side 2" Blade Wheel (582125)

582125-001
582125

REF	DESCRIPTION (◆ indicates parts available in assemblies only)	PART #	QTY
-	BLADE WHEEL, 2" IDLE SIDE - COMPLETE	582125	1
1	BLADE WHEEL, IDLE SIDE	578645-1	1
2	BEARING, 3309B.2RSR.TVH FAG	086428	1
3	RING, W100 INSIDE RETAINING	F81090-10	2
4	V-BELT, 1 1/8" LENGTH 72.5	547257	1
5	FLANGE	582131-1	1
6	WASHER, 6.4 FLAT ZINC	F81053-1	12
7	WASHER, Z 6.1 SPLIT LOCK	F81053-3	12
8	BOLT, M6X20 8.8 HEX HEAD FULL THREAD ZIN	F81001-2	12

3.9 Drive Blade Wheel Wiper & Scraper Assembly (586150)

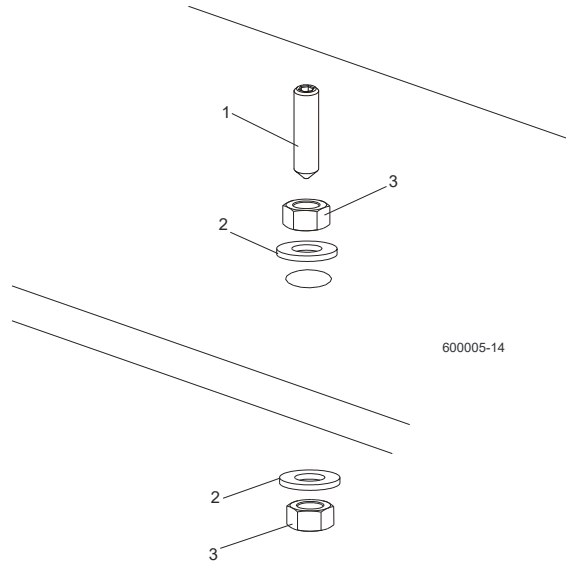
586150_001
586150



REF	DESCRIPTION (◆ indicates parts available in assemblies only)	PART #	QTY
-	BLADE WHEEL WIPER & SCRAPER ASSEMBLY	586150	1
1	BRACKET, BLADE WHEEL WIPER & SCRAPER	586149-1	1
2	SHAFT WELDMENT, SWEEPER	586124-1	1
3	BUSHING, IGUS: JFM_1416_12_1	569013	1
4	BRACKET, BRUSH, LATH	586151-1	1
5	BRUSH, LATH	586126	1
6	SPRING, EXTENSION	586127-1	1
7	BUSHING, SPACER	570020-1	1
8	WASHER, 6.5 SPECIAL FLAT ZINC	F81053-11	1
9	SCREW, M6X16 8.8 HEX SOCKET HEAD CAP ZIN	F81001-21	3
10	WASHER, Z 6.1 SPLIT LOCK	F81053-3	2
11	SCREW, M6X12-10.9 DIN 7984 HEX SOCKET TH	F81001-80	2
12	WASHER, 6.4 FLAT ZINC	F81053-1	6
13	NUT, M6-8-B HEX NYLON ZINC LOCK	F81031-2	2
14	SCREW, M6X20 8.8 HEX SOCKET HEAD CAP ZIN	F81001-22	2
15	WASHER, 20.5X26X1.5 ZINC-PLATED	524526	1

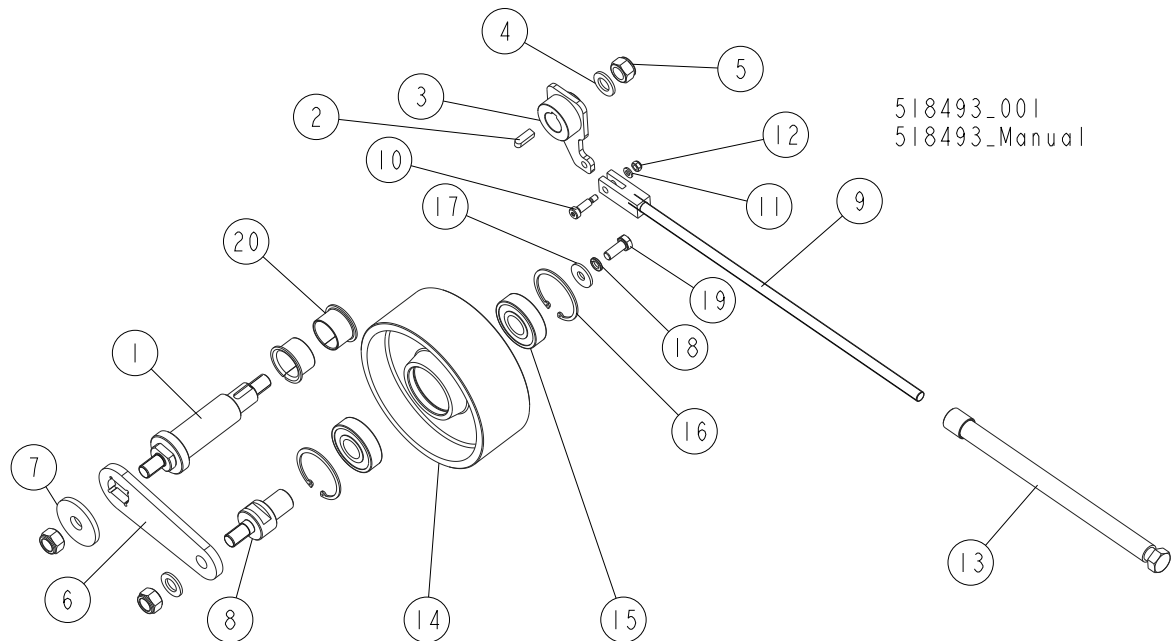
SECTION 4 SAW HEAD

4.1 Middle Throat Screw



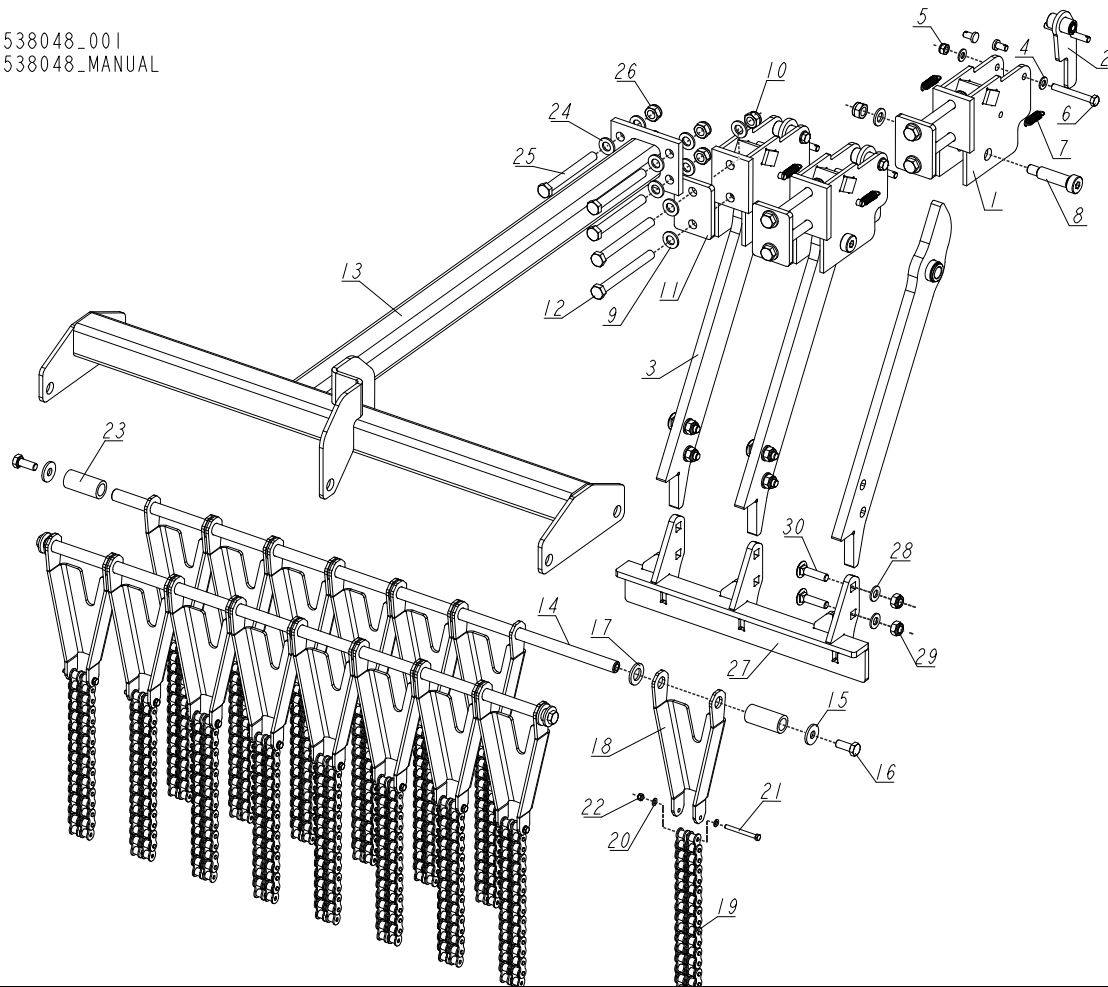
REF	DESCRIPTION (◆ indicates parts available in assemblies only)	PART #	QTY	
1	SCREW, M10X40-45H HEX SOCKET SET CONE POINT ZINC	F81003-61	1	
2	WASHER, 10.5 FLAT ZINC	F81055-1	2	
3	NUT, M10-8-B-HEX ZINC	F81033-3	2	

4.2 Drive Belt Tensioner (AC)



REF	DESCRIPTION (◆ indicates parts available in assemblies only)	PART #	QTY
	TENSIONER, LT70 AC DRIVE BELT - COMPLETE	518493	1
1	SHAFT, BLADE TENSIONER ZINC-PLATED	518495-1	1
2	KEY, AB 8X7X25 PARALLEL	099848	1
3	ARM WELDMENT, BELT TENSIONER	518496-1	1
4	WASHER, 17 SPLIT LOCK ZINC	F81058-1	2
5	NUT, M16-8 HEX NYLON ZINC LOCK	F81036-2	3
6	ARM, TENSION WHEEL ZINC-PLATED	518051-1	1
7	WASHER, 17.5/60-6 ZINC-PLATED	098012-1	1
8	SHAFT, TENSION WHEEL ZINC-PLATED	518052-1	1
9	ROD WELDMENT, THREADED ZINC-PLATED	088789-1	1
10	BOLT, 8/M6X20-12.9 ISO 7379 SHOULDER	F81001-25	1
11	WASHER, 6.4 FLAT ZINC	F81053-1	1
12	NUT, M6-8-B HEX NYLON ZINC LOCK	F81031-2	1
13	TUBE WELDMENT, THREADED ZINC-PLATED	088782-1	1
	WHEEL, LT70AC TENSION - COMPLETE	514842	1
14	WHEEL, BELT TENSION	508762	1
15	BEARING, 6305 2RS NSK.	P08066	2
16	RING, 62W INSIDE RETAINING	F81090-1	2
17	WASHER, 11/30-3 ZINC-PLATED	088787-1	1
18	WASHER, Z 10.2 SPLIT LOCK ZINC	F81055-2	1
19	BOLT, M10X25 8.8 HEX HEAD FULL THREAD ZINC	F81003-11	1
20	BEARING, PCMF 353926E SKF SLIDE	518043	2

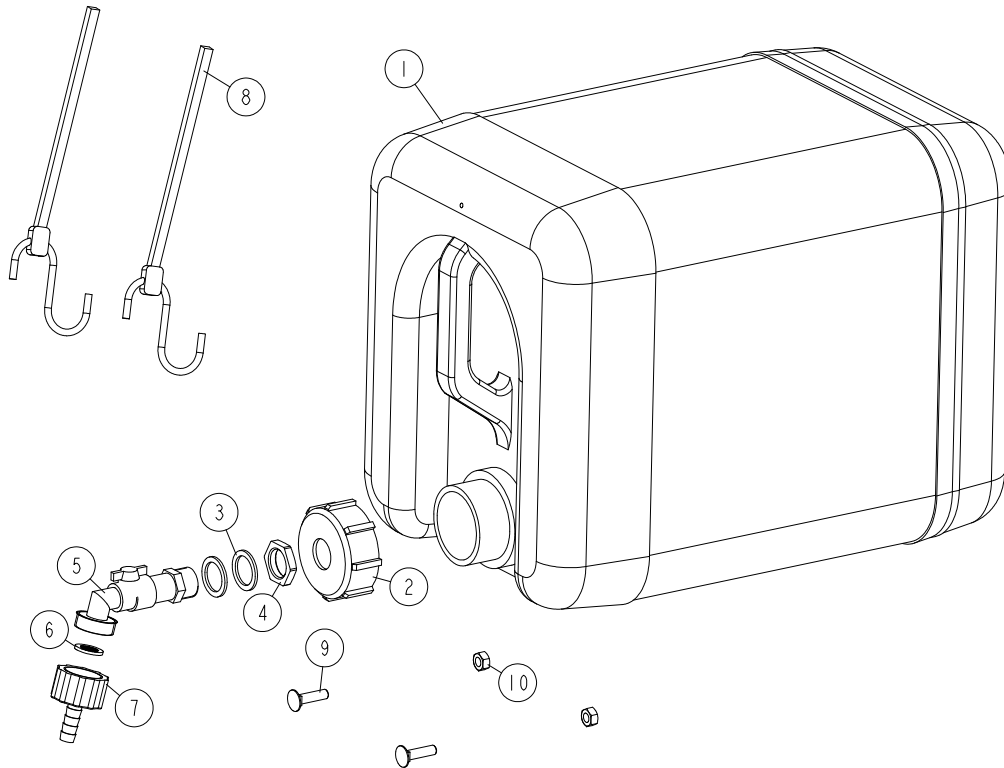
4.3 Board Return Assembly (Optional)

538048_001
538048_MANUAL

REF	DESCRIPTION (◆ indicates parts available in assemblies only)	PART #	QTY
-	BOARD RETURN ASSEMBLY	538048	1
-	ARM, BOARD RETURN - COMPLETE	538049	3
1	MOUNT WELDMENT, BOARD RETURN ARM	090109-1	1
2	LATCH WELDMENT, BOARD RETURN ARM	090118-1	1
3	ARM WELDMENT, BOARD RETURN	538100-1	1
4	WASHER, 8.4 FLAT ZINC	F81054-1	2
5	NUT, M8-8-B HEX NYLON ZINC LOCK	F81032-2	1
6	BOLT, M8X65 5.8 HEX HEAD ZINC	F81002-3	1
7	SPRING, 1.6X12X38 EXTENSION	092208	2
8	BOLT, N16/M12X50 12.9 ISO 7379 "BOSSARD"	F81004-25	1
9	WASHER, 13 FLAT ZINC	F81056-1	5
10	NUT, M12 8 HEX NYLON ZINC LOCK	F81034-2	3
11	WASHER, SPECIAL	092756-1	1
12	BOLT, M12X120-8.8 HEX HEAD ZINC	F81004-38	2
-	GUIDE, BOARD RETURN	538033	1
13	GUIDE WELDMENT, BOARD RETURN	538034-1	1
14	ROD, BOARD RETURN GUIDE	539459-1	2
15	WASHER, 10.5 SPECIAL FLAT ZINC	F81055-6	4
16	BOLT, M10X25 8.8 HEX HEAD FULL THREAD	F81003-31	4

REF	DESCRIPTION (◆ indicates parts available in assemblies only)	PART #	QTY	
17	WASHER, 17 SPLIT LOCK ZINC	F81058-1	15	
-	CHAIN ASSEMBLY	538032	15	
18	BRACKET, CHAIN	538031-1	1	
19	CHAIN, 10B-2 15-LINK	538014	1	
20	WASHER, 5.3 FLAT ZINC	F81052-1	2	
21	BOLT, M5X50-8.8 HEX HEAD ZINC	F81000-1	1	
22	NUT, M5-8 DIN985 ZINC-PLATED	F81030-2	1	
23	BUSHING, 17/25-53	538043-1	2	
24	WASHER, 13 FLAT ZINC	F81056-1	8	
25	BOLT, M12X110-8.8-B HEX HEAD ZINC	F81004-47	4	
26	NUT, M12 8 HEX NYLON ZINC LOCK	F81034-2	4	
-	ANGLE, BOARD PUSH-OFF - COMPLETE	538052	1	
27	ANGLE, BOARD PUSH-OFF	538046-1	1	
28	WASHER, 10.5 FLAT ZINC	F81055-1	6	
29	NUT, M10-8-B HEX NYLON ZINC LOCK	F81033-1	6	
30	BOLT, M10X40-8.8 CARRIAGE ZINC	F81003-40	6	

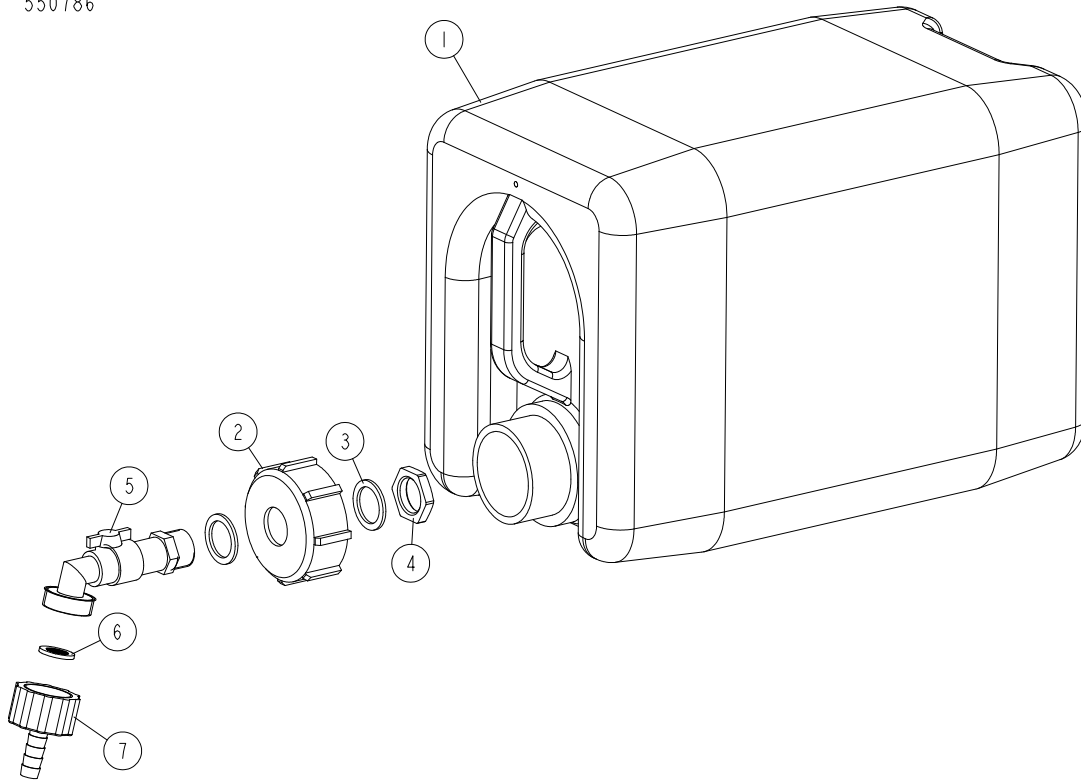
4.4 Water Lube Assembly

550787_001_MANUAL
550787_MANUAL

REF	DESCRIPTION (◆ indicates parts available in assemblies only)	PART #	QTY	
-	TANK, OIL	550787	1	
1	BOTTLE, WATER	513866	1	
2	NUT, BOTTLE	550785	1	
3	SEAL, 27X20X1.5 ESSENTA 467673 RUBBER	550780	2	
4	NUT, 1/2 ESSENTA 467615 GLAND	550779	1	
5	FITTING, WATER LUBE SHUTOFF VALVE	550776	1	
6	FILTER, WATER LUBE	550778	1	
7	FITTING, G3/4" X 10MM HOSE BARB	550777	1	
8	STRAP, 20" RUBBER W/HOOK	P11668	2	
9	BOLT, 1/4-20 X 1" CARRIAGE HEAD	F05005-34	2	
10	NUT, 1/4-20 LOCK	F05010-21	2	

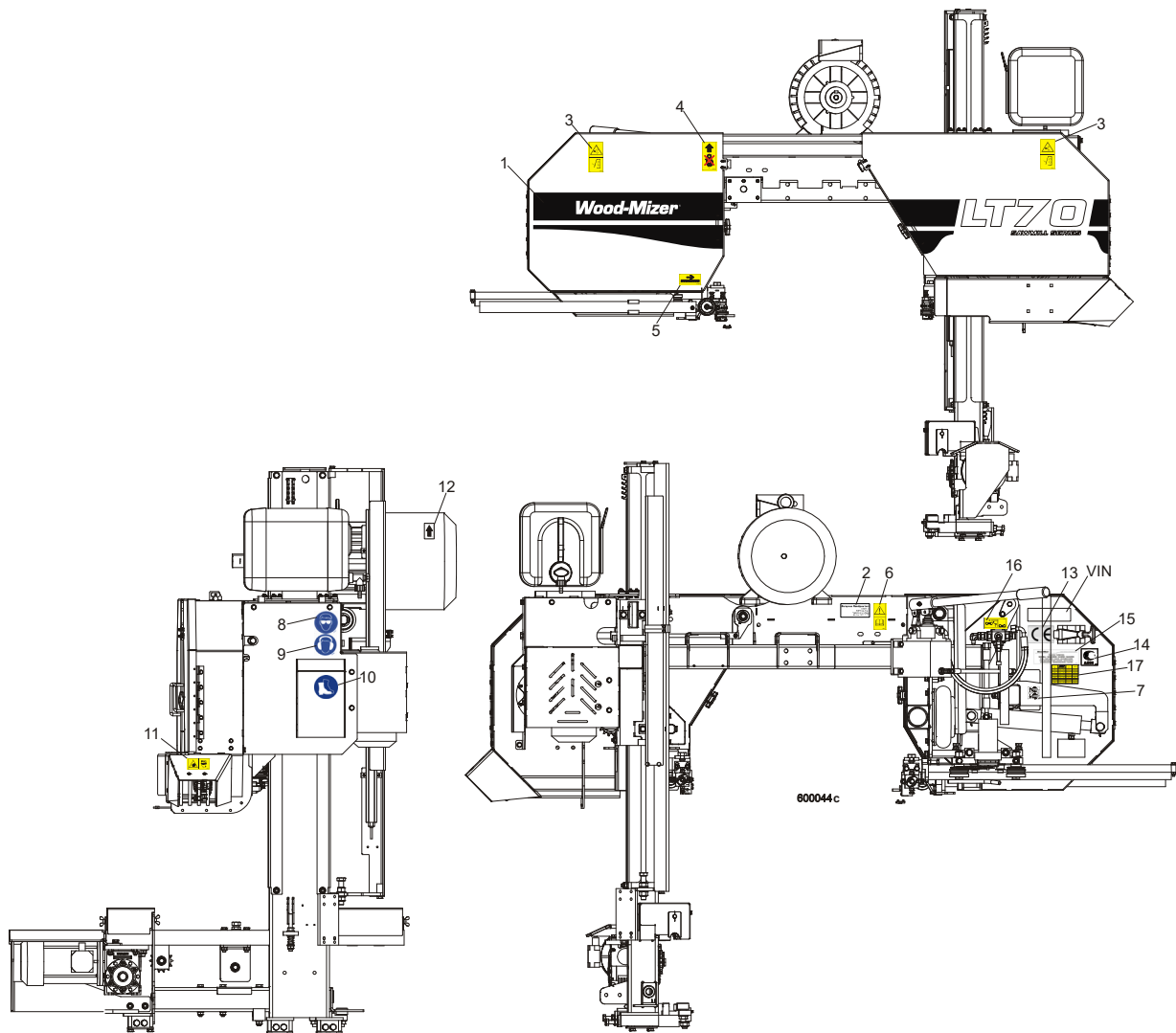
4.5 Oil Tank

550786_001
550786



REF	DESCRIPTION (◆ indicates parts available in assemblies only)	PART #	QTY
-	TANK, OIL	550786	1
1	TANK, 10L OIL	711400	1
2	NUT, BOTTLE	550785	1
3	SEAL, 27X20X1.5 ESSENTA 467673 RUBBER	550780	2
4	NUT, 1/2 ESSENTA 467615 GLAND	550779	1
5	FITTING, WATER LUBE SHUTOFF VALVE	550776	1
6	FILTER, WATER LUBE	550778	1
7	FITTING, G3/4" X 10MM HOSE BARB	550777	1

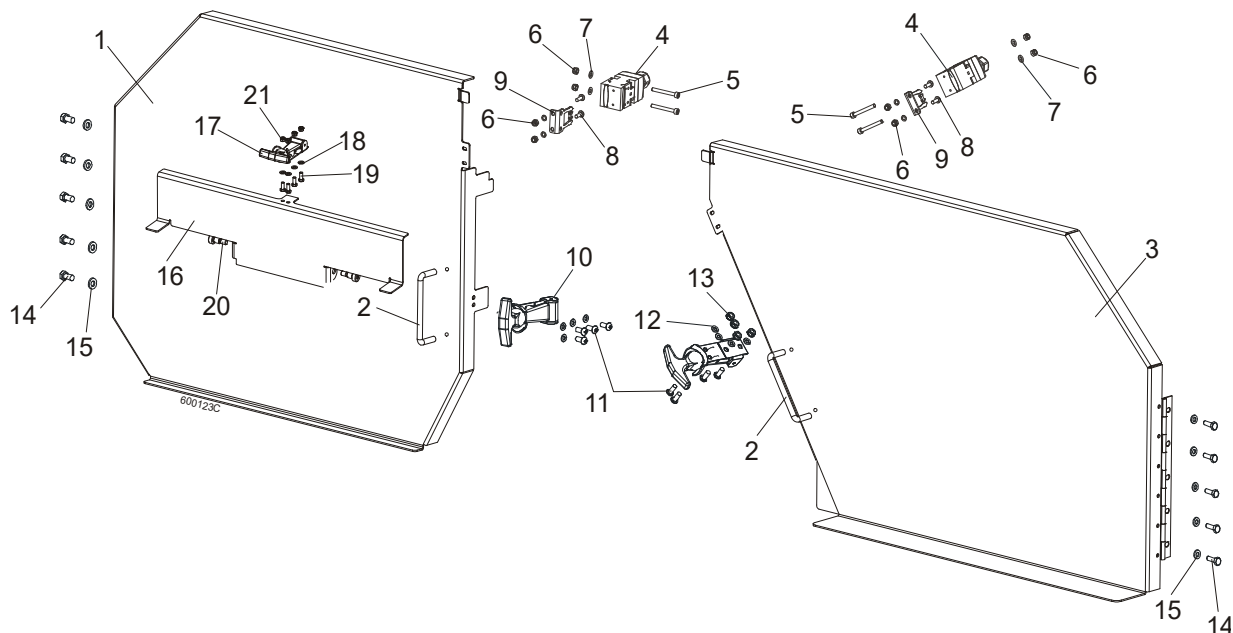
4.6 LT70AC Saw Head Decals



REF	DESCRIPTION (◆ indicates parts available in assemblies only)	PART #	QTY
1	DECAL, LT70 SERIES SAWMILL	092764	1
	PICTOGRAPHIC DECAL KIT, LT70AC	099518	1
2	DECAL, EUROPEAN HEADQUARTERS ADDRESS	015841	1
3	DECAL, SAWMILL COVERS CAUTION (PICTOGRAM)	099220	2
4	DECAL, PICTOGRAM (BLACK ARROW & HOOK)	085977B	1
5	DECAL, BLADE MOVEMENT DIRECTION (PICTOGRAM)	096321	1
6	DECAL, READ OPERATOR'S MANUAL (PICTOGRAM)	096317	1
7	DECAL, BLADE ALIGNMENT (PICTOGRAM)	P11789-70	1
8	DECAL, EYE PROTECTION WARNING (PICTOGRAM)	S12004G	1
9	DECAL, EAR PROTECTION WARNING (PICTOGRAM)	S12005G	1
10	DECAL, USE SAFETY BOOTS (PICTOGRAM)	501465	1
11	DECAL, SAWDUST CHUTE WARNING (PICTOGRAM)	099222	1
12	DECAL, MOTOR ROTATION DIRECTION	S20097	1
13	DECAL, CE CERTIFIED SAWMILL	P85070	2
14	DECAL, RUSSIAN SAFETY CERTIFICATION	099401	1

15	DECAL, INTERNATIONAL SAWMILL NAME	501466	1	
16	DECAL, LEVER OF TENSIONER'S BALL VALVE	505189	1	
17	DECAL, BLADE TENSION VALUES	518439	1	
	DECAL, HIGH VOLTAGE INSIDE THE ELECTRIC BOX (PICTOGRAM)	096316	2	
	DECAL, REMOVE THE PLUG BEFORE OPENING THE BOX (PICTOGRAM)	096319	2	
	DECAL, STAY A SAFE DISTANCE FROM THE BLADE (FOR DEBARKERS)	098176	1	
	DECAL, BLADE SETTING	P85066-70	1	
	DECAL, KEEP AWAY DANGER, PICTOGRAM	099221	1	
	DECAL, MAX. OIL PRESSURE, PICTOGRAM	099524	1	

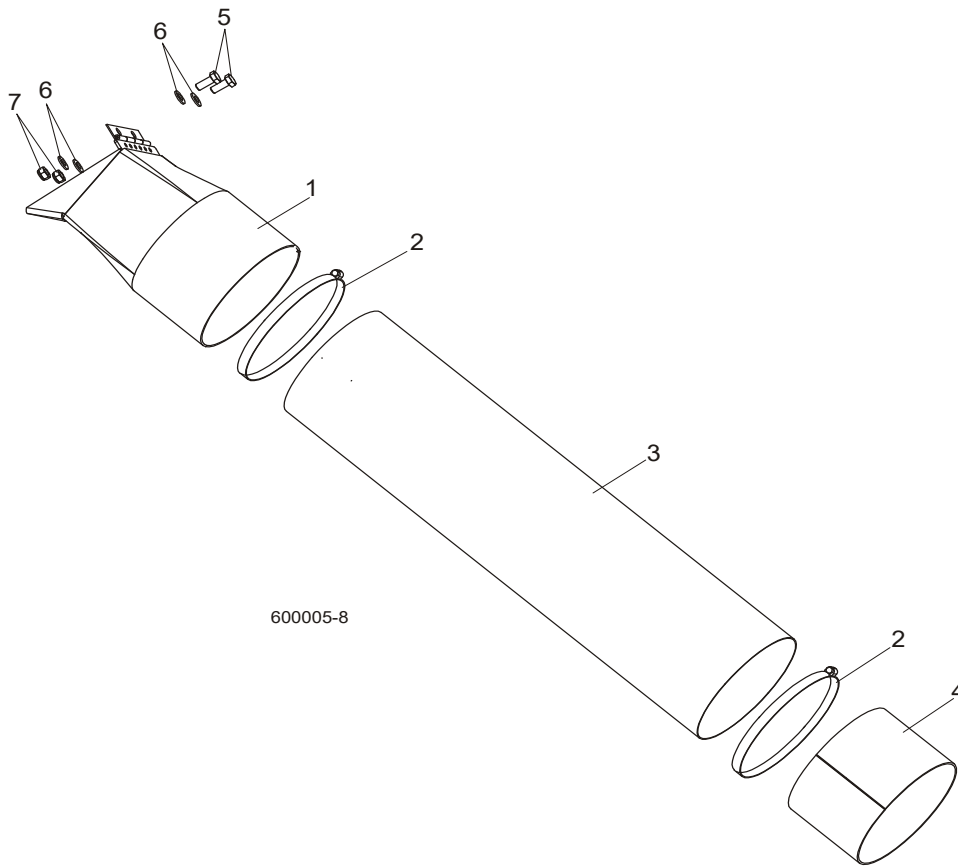
4.7 Blade Housing Covers



REF	DESCRIPTION (◆ indicates parts available in assemblies only)	PART #	QTY
	COVER ASSEMBLY, IDLE SIDE BLADE HOUSING	088920	1
1	Cover Assembly, Idle Side Blade Housing	088915-1	1
2	Handle, Blade Housing Cover	P08065	1
	COVER ASSEMBLY, DRIVE SIDE BLADE HOUSING	088921	1
3	Cover Assembly, Drive Side Blade Housing	088917-1	1
2	Handle, Blade Housing Cover	P08065	1
4	SWITCH, AZ17-11ZRK SAFETY 1	094232	2
5	SCREW, M4X35 8.8 HEX SOCKET HEAD CAP ZIN	F81011-34	4
6	NUT, M3-6-HEX NYLON ZINC LOCK	F81028-2	8
7	WASHER, 4.3 FLAT ZINC	F81051-2	8
8	SCREW, M4X12 5.8-B SLOTTED COUNTERSUNK H	F81011-41	4
9	KEY, AZ17/170-B5 SAFETY SWITCH 2	094422	4
10	LATCH, FLEXIBLE DRAW	014829	2
11	BOLT, M5X12 8.8 HEX HEAD FULL THREAD ZIN	F81000-5	8
12	WASHER, 5.3 FLAT ZINC	F81052-1	8
13	NUT, M5-8 DIN985 ZINC-PLATED	F81030-2	8
14	BOLT M6X16 HH ZC FT 8.8 DIN 933	F81001-15	10
15	WASHER, 6.4 FLAT ZINC	F81053-1	10
	COVER, LT70 BLADE UPPER - COMPLETE	511536 ¹	1
	COVER, LT70 BLADE UPPER - COMPLETE	523795 ²	1
16	PLATE, LT70 UPPER COVER	511802-1 ³	1
	PLATE, LT70 UPPER COVER	524277-1 ⁴	1
17	LATCH, FLEXIBLE DRAW	014829	1
18	WASHER, 5.3 FLAT ZINC	F81052-1	2
19	BOLT, M5X12 8.8 HEX HEAD FULL THREAD ZIN	F81000-5	4
20	BOLT, 10/M8X12-12.9 BOSSARD SHOULDER	F81003-62	2
21	NUT, M5-8 DIN985 ZINC-PLATED	F81030-2	2

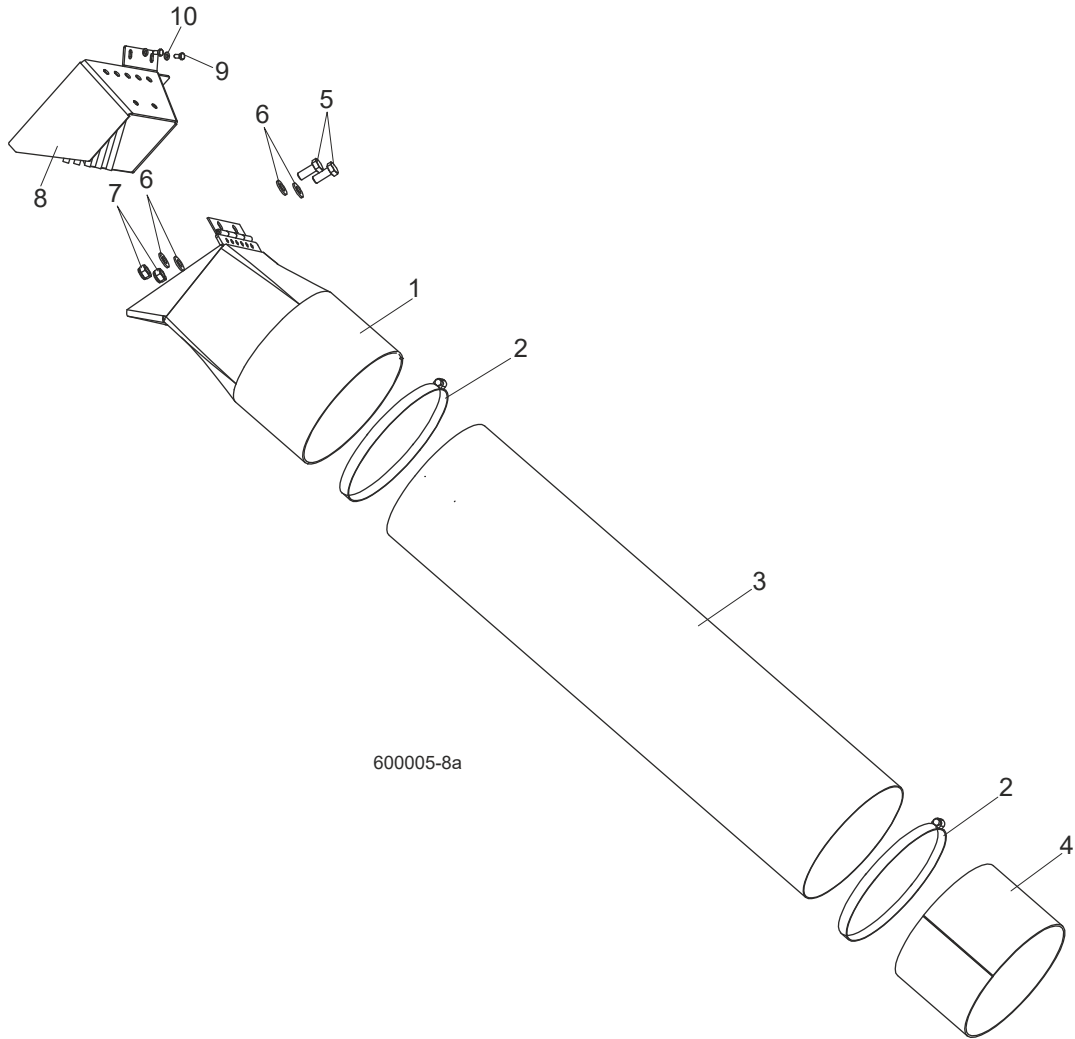
- ¹ Belongs to 088771 and 88770
- ² Belongs to 525852, 525853, 525854, 523792
- ³ Belongs to 511536
- ⁴ Belongs to 523795

4.8 Sawdust Chute



REF	DESCRIPTION (◆ indicates parts available in assemblies only)	PART #	QTY
1	CHUTE WELDMENT, SAWDUST	089352-1	1
2	CLAMP, 152 MM	089358	2
3	TUBE, SAWDUST CHUTE	090153	1
4	TUBE, CHUTE END	090126-1	1
5	BOLT, M8X20 8.8 HEX HEAD FULL THREAD ZIN	F81002-4	2
6	WASHER, 8.4 FLAT ZINC	F81054-1	4
7	NUT, M8-8-B HEX NYLON ZINC LOCK	F81032-2	2

4.9 Sawdust Chute (LT70 Wide only)



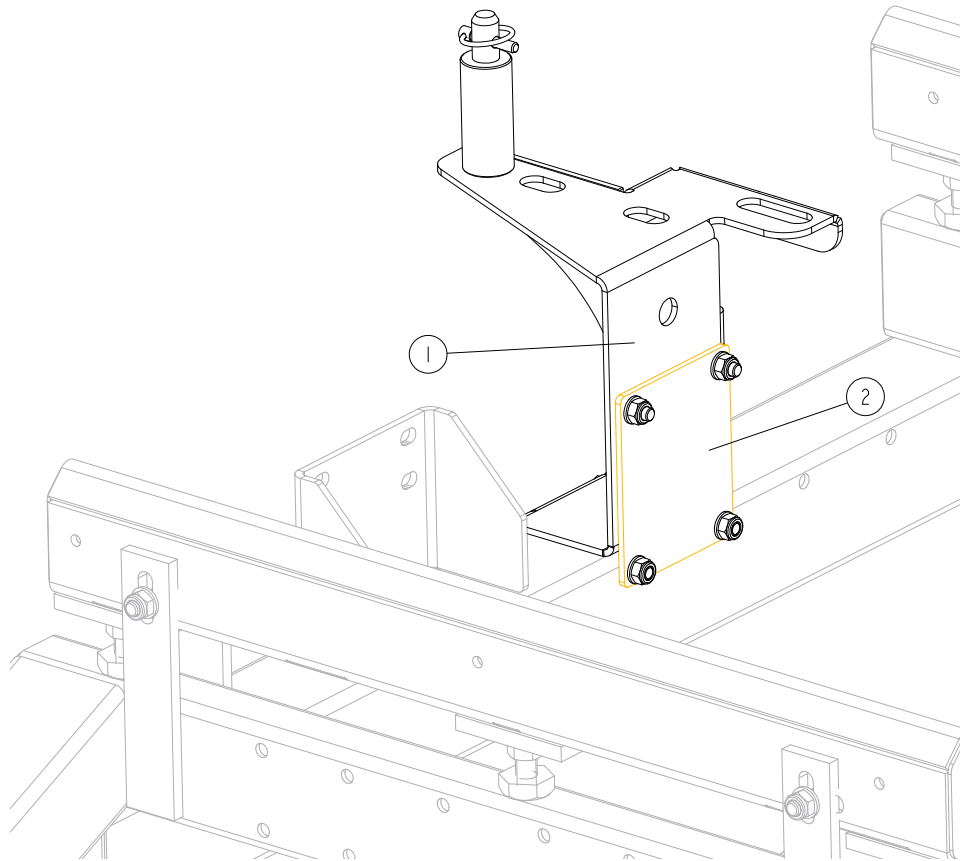
REF	DESCRIPTION (◆ indicates parts available in assemblies only)	PART #	QTY
1	CHUTE WELDMENT, SAWDUST	089352-1	1
2	CLAMP, 152 MM	089358	2
3	TUBE, SAWDUST CHUTE	089357	1
4	TUBE, CHUTE END	090126-1	1
5	BOLT, M8X20 8.8 HEX HEAD FULL THREAD ZIN	F81002-4	2
6	WASHER, 8.4 FLAT ZINC	F81054-1	4
7	NUT, M8-8-B HEX NYLON ZINC LOCK	F81032-2	2
8	OUTLET SAWDUST (WIDE HEAD ONLY)	530184-1	1
9	BOLT, M6X12-8.8 HEX HEAD FULL THREAD ZIN	F81001-7	2
10	WASHER, 6.4 FLAT ZINC (WIDE HEAD ONLY)	F81053-1	2

4 SAW HEAD

Saw Head Rest Bracket & Plate Mount

4.10 Saw Head Rest Bracket & Plate Mount

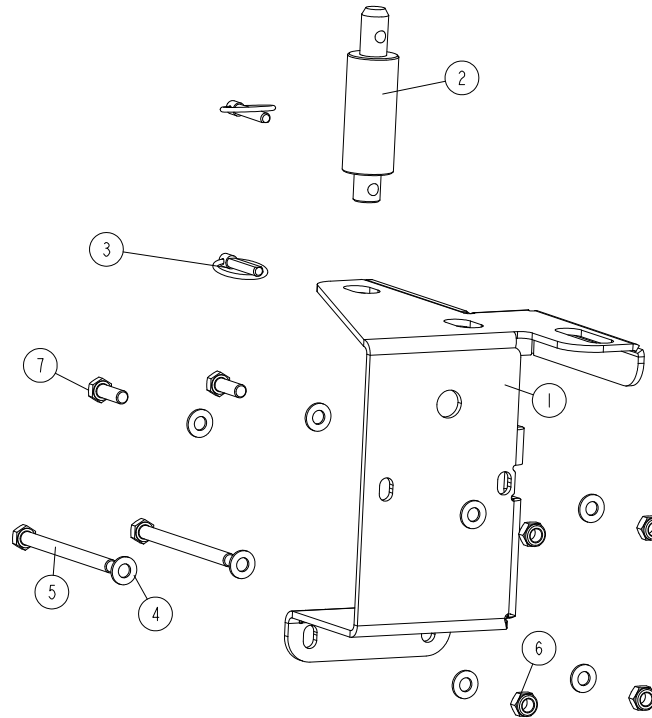
LT70ME20SAH3-WSWR_001
 LT70ME20SAH3-WSWR_MANUAL



REF	DESCRIPTION (◆ indicates parts available in assemblies only)	PART #	QTY
1	BRACKET, LT SAWMILL SAW HEAD REST See Section 4.11	550058	1
2	PLATE, MOUNT	087055-1	1

4.11 LT Sawmill Saw Head Rest Bracket

546306_001
546306_MANUAL



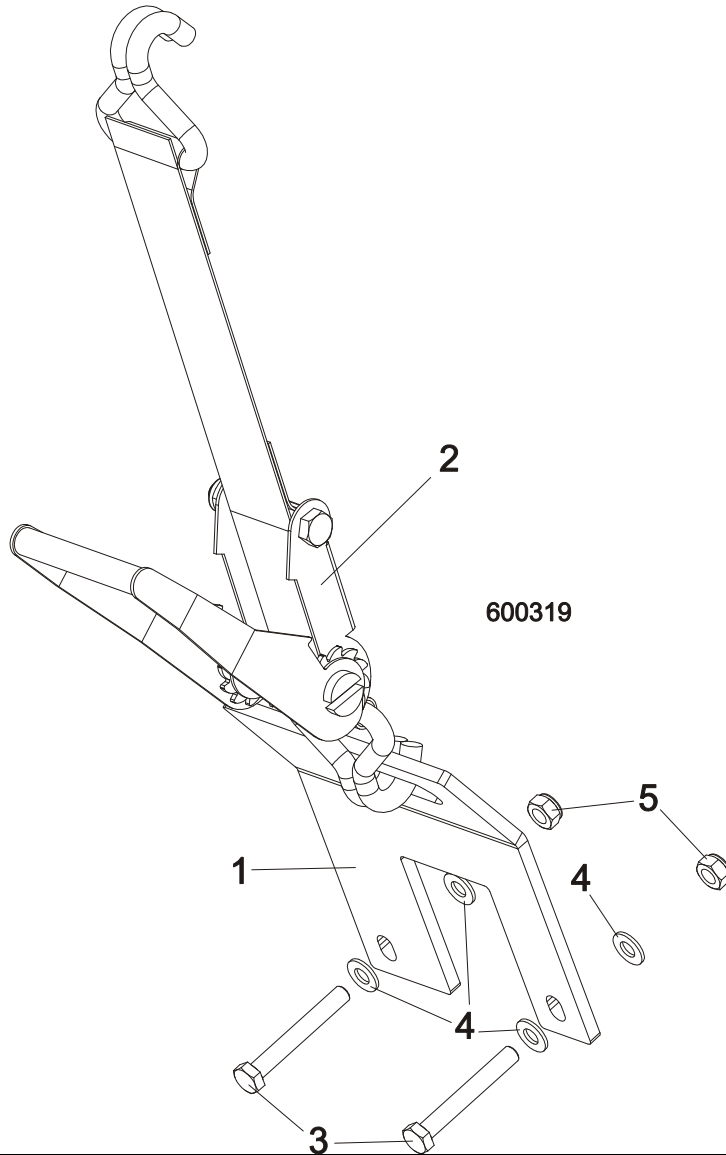
REF	DESCRIPTION (◆ indicates parts available in assemblies only)	PART #	QTY	
-	BRACKET, LT SAWMILL SAW HEAD REST	550058	1	
1	PLATE, SAW HEAD REST BRACKET	546307-1	1	
2	PIN, LT20 SAW HEAD REST	550057-1	1	
3	PIN, 8 BN914 LINCH (BOSSARD 1364650)	F81046-2	2	
4	WASHER, 10.5 FLAT ZINC	F81055-1	8	
5	BOLT, M10X125 8.8 HEX HEAD ZINC	F81003-18	2	
6	NUT, M10-8-B HEX NYLON ZINC LOCK	F81033-1	4	
7	BOLT, M10X30-8.8 HEX HEAD FULL THREAD ZINC	F81003-2	2	

4

SAW HEAD

Saw Head Protection Kit, LT70L Mobile

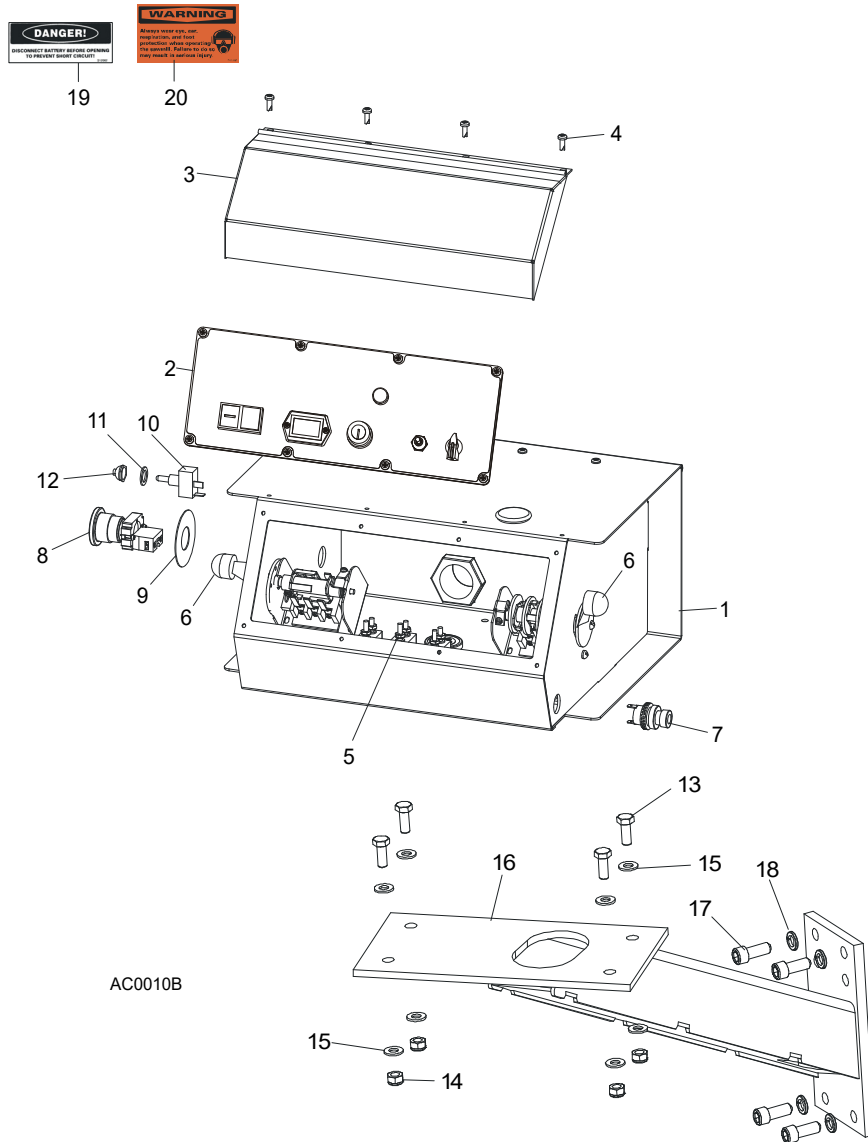
4.12 Saw Head Protection Kit, LT70L Mobile



REF	DESCRIPTION (◆ Indicates Parts Available In Assemblies Only)	PART #	QTY.	
	SAW HEAD PROTECTION KIT, LT70L MOBILE	505565	1	
1	BRACKET, PROTECTION BELT-PAINTED	505549-1	1	
2	BELT, LT70 SAW HEAD PROTECTION	527064	1	
3	BOLT, M10x75-8.8 HEX HEAD ZINC	F81003-15	2	
4	WASHER, 10.5 FLAT ZINC	F81055-1	4	
5	NUT, M10-8-B NYLON HEX ZINC LOCK	F81033-1	2	

SECTION 5 CONTROL BOXES

5.1 Control Assembly, LT70 AH

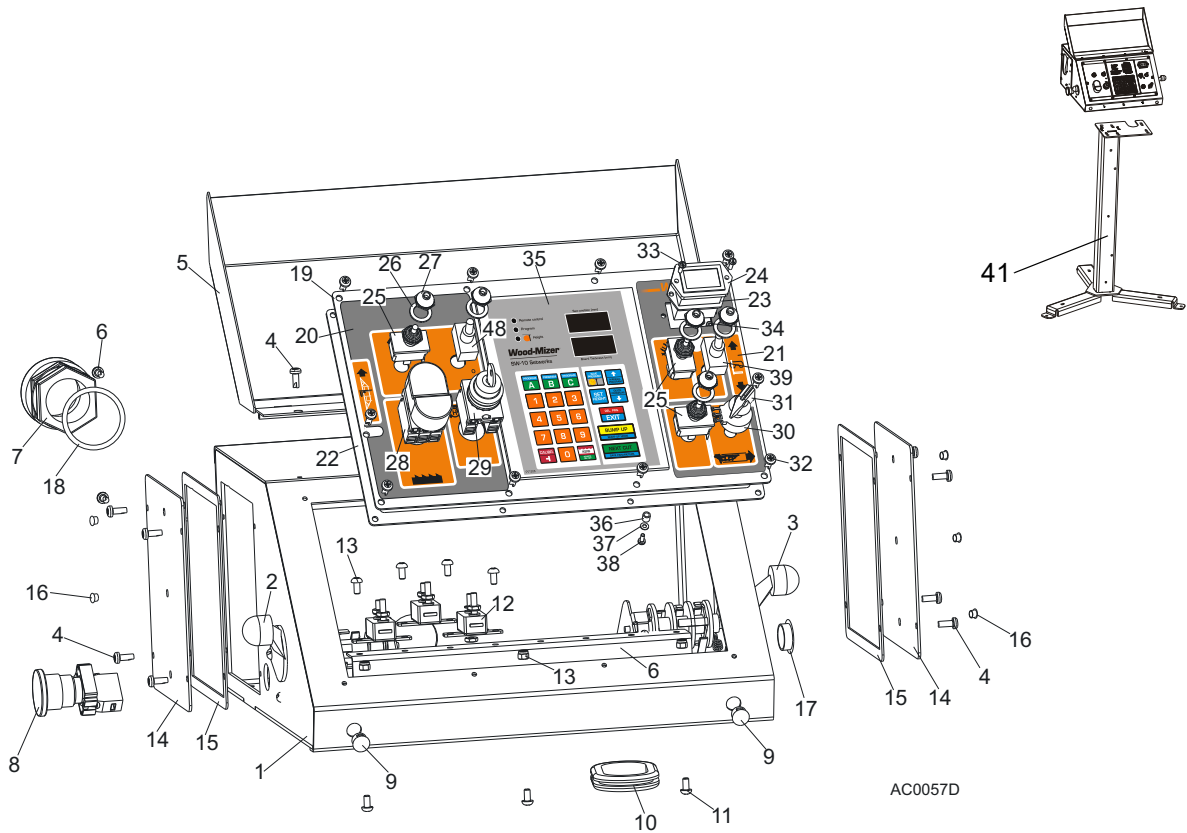


REF	DESCRIPTION (◆ indicates parts available in assemblies only)	PART #	QTY	
	CONTROL BOX ASSEMBLY, AC SUPER (EA20, EA25)	093022	1	
1	HOUSING, AC SUPER CONTROL BOX ASSEMBLY (EA20, EA25)	086546-1	1	◆
2	Front Control Panel & Wiring Harnesses (Section 5.7)			
3	Cover, Control Box Hinged	015304	1	
4	BOLT, #10-24X1/2 PH	F05015-17	12	
5	Circuit Breakers (Section 5.3)			
6	Drum Switches (Section 5.2)			
7	Switch, Horn	E85118	1	
8	BUTTON, XB4 BS542 EMERGENCY STOP	086556	1	
9	WASHER, ZBY9330 EMERGENCY STOP BUTTON	086561	1	
10	PLUG, 12.7 HEYMAN DP-812 HOLE	086773	1	

5**CONTROL BOXES***Control Assembly, LT70 AH*

11	WASHER, 1/2X3/4X1/16 NYLON	P05251-1	1	
12	BOOT, TOGGLE SWITCH	P02575	1	
13	BOLT, M8X20 8.8 HEX HEAD FULL THREAD ZIN	F81002-4	4	
14	NUT, M8-8-B HEX NYLON ZINC LOCK	F81032-2	4	
15	WASHER, 8.4 FLAT ZINC	F81054-1	8	
16	MOUNT WELDMENT, STANDARD CONTROL BOX	086732-1	1	
17	BOLT, 3/8-16 X 1" SOCKET HEAD	F05007-52	4	
18	WASHER, Z 10.2 SPLIT LOCK ZINC	F81055-2	4	
19	DECAL, FRONT OUTRIGGER WARNING	015400-4	1	
20	DECAL, EAR/EYE PROTECTION WARNING	S11753-4	1	

5.2 Control Assembly, LT70-RSW



REF	DESCRIPTION (◆ indicates parts available in assemblies only)	PART #	QTY
	CONTROL BOX ASSEMBLY, LT40 AC	098690	1
	CONTROL BOX ASSEMBLY, LT40 AC-RC	509115	1
	CONTROL BOX ASSEMBLY, LT70AC-SW	521906	1
1	Control Box, LT40AC	099622-1	1
2	SWITCH ASSEMBLY, POWER FEED DRUM	E20438	1
3	Switch, 1992 Up/Down (Service Package)	E20440	1
4	Bolt, #10-24x1/2 Ph Pan Hd, Type 23	F05015-17	12
5	Cover Weldment, LT20/40 Complete	097135-1	1
6	Rail, Circuit Breaker	015310	1
7	Connector, 1 1/4 Straight Metal Conduit	024402	1
8	BUTTON, XB4 BS542 EMERGENCY STOP	086556	1
9	PLUG, 12.7 HEYMAN DP-812 HOLE	086773	2
10	Grommet, Rubber	087065	1
11	Screw, H M5x10 8.8 Zinc	F81000-13	7
12	BREAKER, 15 AMP MANUAL RESET	E20430	3
13	NUT, M5-8 DIN985 ZINC-PLATED	F81030-2	3
	Cover, Control Box Side Complete	086700	2
14	Cover, Control Box Side	086699-1	1
15	GASKET, SIDE PANEL	015274	1
16	Cap, SR1086 6.4 Dia. Hole	099700	6

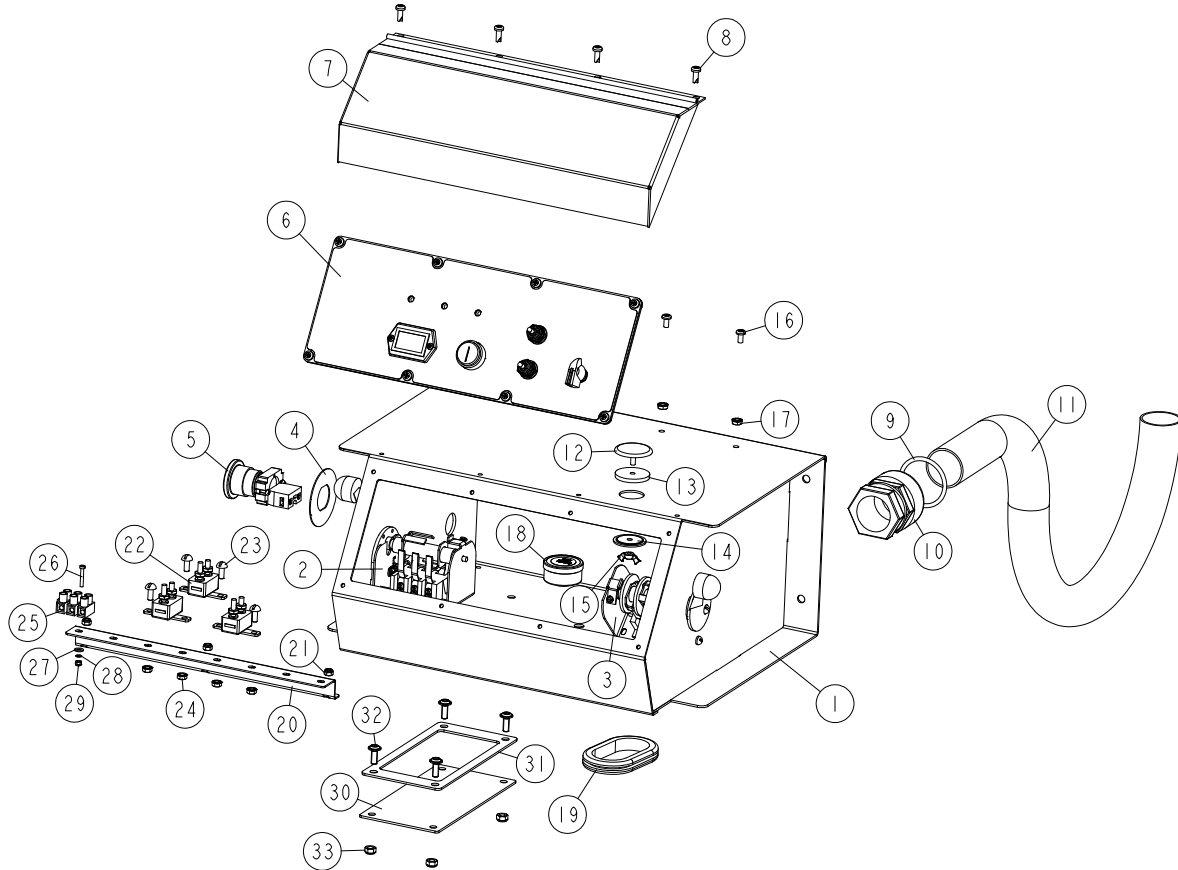
17	Cap, SR1086 22.2 Dia. Hole	093544	1	
18	Seal, 1 1/4 Ring LQTI w/Retainer	015430	1	
	Panel, LT40 AC Front Control Complete	098689	1	
19	Panel, LT20/40 AC Front Control	100572-1	1	
	Panel, LT40 AC Front Control	098586-1 ¹	1	
20	Decal, LT20/40 AC Control Box Left	099594	1	
21	Decal, LT40 DC Control Box Right	099596	1	
22	Gasket, LT20/40 Control Box	097132	1	
23	Gasket, Hour Meter	093346	1	
24	Meter, Hour	093166	1	
25	SWITCH, DPDT TOGGLE 21A REV MOM SPADE	024200	3	
26	Washer, 1/2x3/4x1/16 Nylon	P05251-1	5	
27	Boot, Toggle Switch	P02575	5	
28	Button, 24V Start/Stop	090452	1	
	Diaphragm, M22-T-DD	090462	1	
29	Switch, M22 3-Position Key	091361	1	
30	SWITCH ASSEMBLY, FEED RATE	E20519	1	
31	Knob, Speed Control	P06257	1	
32	Bolt, #10-24x1/2 Ph Pan Hd, Type 23	F05015-17	10	
33	Bolt, M3x12-8.8 Zinc	F81000-12	2	
34	NUT, M3-6-HEX NYLON ZINC LOCK	F81028-2	2	
35	Controller, SW-10 Setworks	500628	1	
36	Spacer, 4.2x6mm Idler	R80671-4	6	
37	Washer, 3.2 Flat Zinc	F81050-2	6	
38	Screw, M3x8-4.8 Zinc	F81000-83	6	
39	Switch, SPST On/Off 15A .25 TABS Toggle	P03027	2	
40	EMERGENCY STOP DECAL	086793	1	
41	STAND, LT20/40/LES/EG300/TVS CONTROL BOX	501651-1 ²	1	

¹ Use in African version only.

² Used In **509115**

5.3 Control Assembly, LT70 Remote

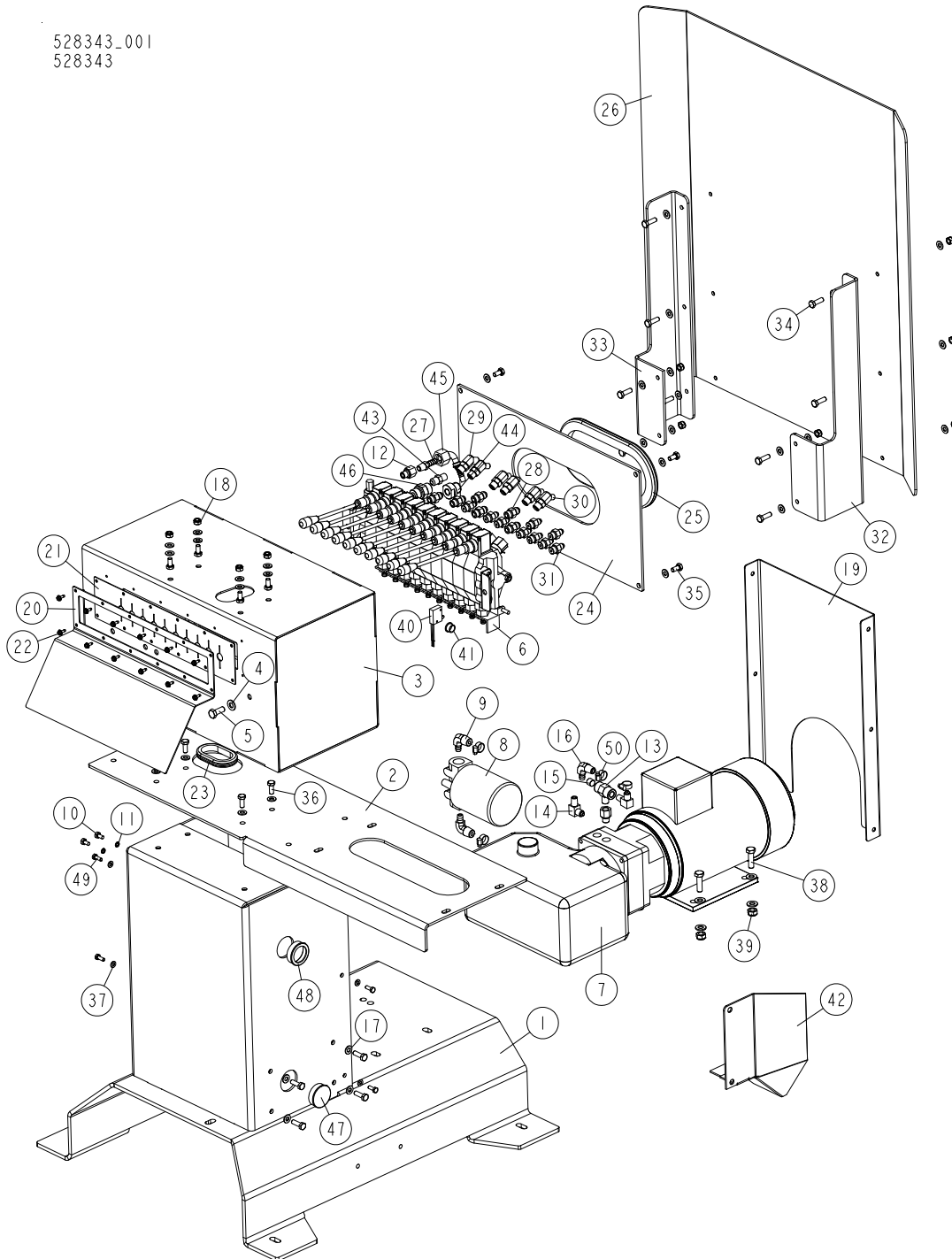
500630_001
500630



REF	DESCRIPTION (◆ indicates parts available in assemblies only)	PART #	QTY
-	BOX, LT70 REMOTE CONTROL	500630	1
1	HOUSING, AC SUPER CONTROL BOX ASSEMBLY (086546-1	1
2	SWITCH ASSEMBLY, POWER FEED DRUM Section 5.5	E20438	1
3	SWITCH, 1992 UP/DOWN Section 5.5	E20440	1
4	WASHER, ZBY9330 EMERGENCY STOP BUTTON	086561	1
5	BUTTON, XB4 BS542 EMERGENCY STOP	086556	1
6	PLATE, COMPLETE FRONT CONTROL BOX Section 5.8	086562	1
7	COVER, CONTROL BOX HINGED	015304	1
8	BOLT, #10-24X1/2 PH PAN HD, TYPE 23	F05015-17	4
9	SEAL, 1 1/4 RING LQTI W/RETAINER	015430	1
10	CONNECTOR, 1 1/4 STRAIGHT METAL CONDUIT	024402	1
11	CONDUIT, 1-1/4IN FLEX	024401	1
-	PLUG, AS075 OILTITE	E20570	1
12	PLUG, HOLE SEAL	E20570-1	1
13	GASKET, HOLE SEAL	E20570-2	1
14	WASHER, HOLE SEAL	E20570-3	1
15	NUT, #10-24 WING	E20570-4	1
16	SCREW, #10-24 X 3/8" PHILLIPS PAN HEAD M	F05004-148	4

REF	DESCRIPTION (◆ indicates parts available in assemblies only)	PART #	QTY	
17	NUT, #10-24 SELF-LOCKING	F05010-14	4	
18	CUP ASSEMBLY, DRUM SWITCH GREASE	A20463	1	
19	GROMMET, RUBBER	087065	1	
20	RAIL, CIRCUIT BREAKER	525779-1	1	
21	NUT, M5-8 DIN985 ZINC-PLATED	F81030-2	3	
22	BREAKER, 15 AMP MANUAL RESET	E20430	3	
23	SCREW, #8-32 X 1/2" SLOTTED HEAD	F05004-12	4	
24	NUT, #8-32 HEX SELF-LOCKING	F05010-41	4	
25	STRIP, ELECTRIC WIRE	F81086-1	1	
26	SCREW, M3X20-5.8-A-PAN HEAD ZINC	F81000-8	1	
27	WASHER, 4.3 FLAT ZINC	F81051-2	1	
28	WASHER, 3.2 A MS FLAT SPECIAL	F81050-1	1	
29	NUT, M3-6-HEX NYLON ZINC LOCK	F81028-2	1	
-	GASKET ASSEMBLY	532368	1	
30	PLATE, COVER	532367-1	1	
31	GASKET, CORK	532366	1	
32	SCREW, M6X16 BN 11252 "BOSSARD".	F81001-24	4	
33	NUT, M6-8-B HEX NYLON ZINC LOCK	F81031-2	4	

5.4 Box Assembly, LT70 Remote 10- Section



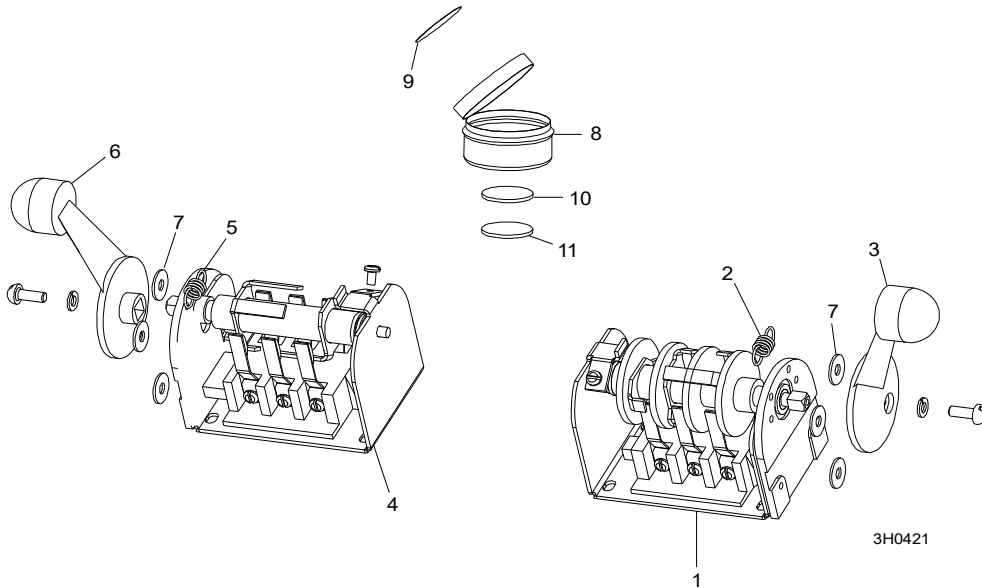
528343_001
528343

REF	DESCRIPTION (◆ indicates parts available in assemblies only)	PART #	QTY
-	BOX ASSEMBLY, 10-SECTION REMOTE CONTROL	528343	1
1	BASE WELDMENT, REMOTE HYDRAULIC CONTROL	500509-1	1
2	PLATE, REMOTE CONTROL BOX	500121-1	1
3	BOX WELDMENT, HYDRAULIC	500128-1	1
4	WASHER, 10.5 FLAT ZINC	F81055-1	10
5	BOLT, M10X25 8.8 HEX HEAD FULL THREAD ZI	F81003-11	2

CONTROL BOXES*Box Assembly, LT70 Remote 10- Section*

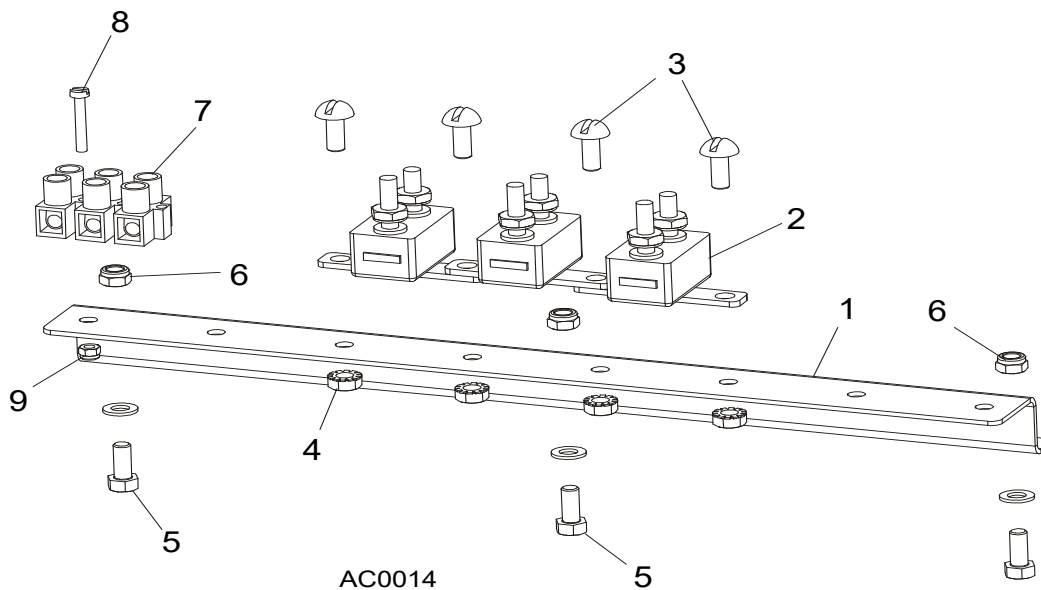
REF	DESCRIPTION (◆ indicates parts available in assemblies only)	PART #	QTY
6	VALVE, 10 SECTION HDS11/10-6	091344SUB	1
7	PUMP, AC.5,5KW 18.5L/MIN HYDRAULIC W/MOT	517840	1
8	MANIFOLD, W/FILTER	P22683	1
9	FITTING, 1/2NPT-3/8 BARB ELBOW	P12707	2
10	BOLT, 1/4-20X1/2 HEX HEAD	F05005-15	2
11	WASHER, Z 6.1 SPLIT LOCK	F81053-3	2
12	FITTING, 6SAE MALE-1/4NPT FEMALE	014686	2
13	FITTING, 1/4NPT BRANCH TEE	015486	1
14	FITTING, 3/8JIC-1/4NPT 90L	015491	2
15	PLUG, 1/4-18 NPT BLANK	096221	1
16	FITTING, 3/8NPT-3/8 BARB ELBOW	P12708	1
17	WASHER, 8.4 FLAT ZINC	F81054-1	44
18	NUT, M8-8-B HEX NYLON ZINC LOCK	F81032-2	18
19	PLATE, REMOTE HYDRAULIC CONTROL BOX REAR	500516-1	1
20	PLATE, FRONT	500122-1	1
21	GUARD, RUBBER HYDRAULIC VALVE 10-SECTION	091739	1
22	BOLT, #10-24X1/2 SELF-TAPPING	F05015-7	12
23	GROMMET, RUBBER	087065	1
24	PANEL, HYDRAULIC BOX REAR	500124-1	1
25	GROMMET, 4 3/8 X 10 OVAL RUBBER	085759	1
26	GUARD, LT70 AC REMOTE CONTROL BOX	090219	1
27	FITTING, 1/4NPT-3/8 BARB	014685	1
28	FITTING, 3/8" O-RING X 3/8" JIC	014687	6
29	FITTING, #6SAE 45 DEG ELBOW	015489	1
30	FITTING, #4 SAE - #6 SAE 45° ELBOW	015488	5
31	FITTING, 1/4JIC-3/8 O-RING	P26284	9
32	BRACKET, CONTROL BOX GUARD	500766-1	1
33	BRACKET, CONTROL BOX GUARD - LEFT	500767-1	1
34	BOLT, M8X25-8.8-B HEX HEAD FULL THREAD Z	F81002-5	14
35	BOLT, M8X16 -8.8-B HEX HEAD FULL THREAD	F81002-20	8
36	BOLT, M8X20-8.8 HEX HEAD FULL THREAD ZIN	F81002-1	4
37	WASHER, 6.4 FLAT ZINC	F81053-1	6
38	BOLT,M10X35-8.8 HEX HEAD FULL THREAD ZIN	F81003-17	4
39	NUT, M10-8-B HEX NYLON ZINC LOCK	F81033-1	4
40	MICROSWITCH, HYDRAULIC VALVE	014765	1
41	GROMMET, 15,9 UB625 RUBBER	086816	1
42	GUARD, CABLE	501102-1	1
43	FITTING, 3/8JIC-1/4NPT STRAIGHT	015560	1
44	FITTING, M22X1.5 / 1/4 - 18 NPT ZINC-PL.	093139-1	1
45	FITTING, PN10AFL 13-90 ELBOW	094485	1
46	FITTING, VMNW10HS22	094486	1
47	CAP, 44.5 MM #466923 HOLE	500768	1
48	BUSH, MOSS 44.5MM 465901 SNAP-FIT	R80670-3	1
49	BOLT M6X16 HH ZC FT 8.8 DIN 933	F81001-15	6
50	CLAMP, 11/16 WORM	061807	4

5.5 Drum Switches



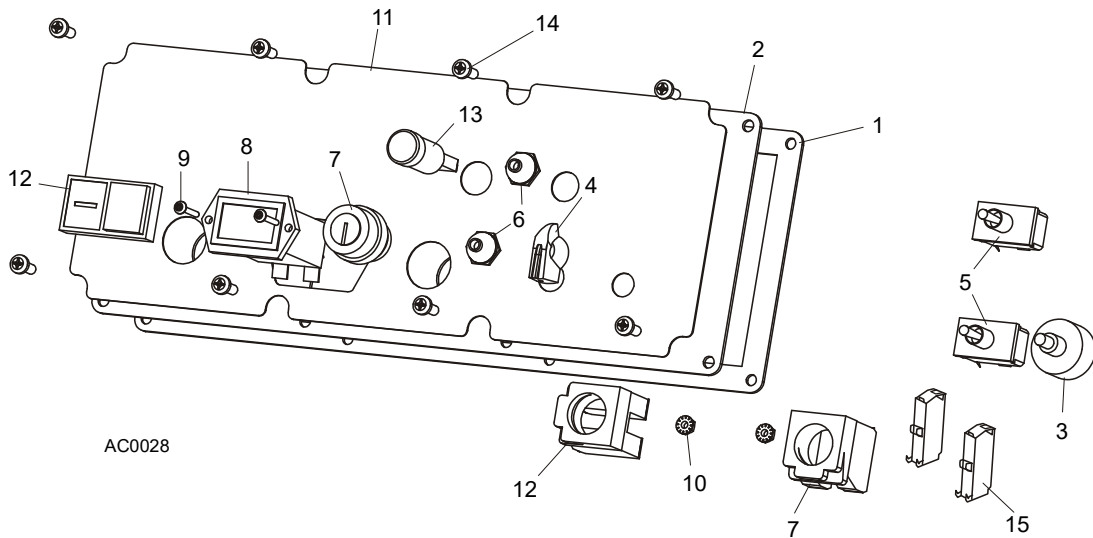
REF	DESCRIPTION (◆ indicates parts available in assemblies only)	PART #	QTY	
	SWITCH, 1992 UP/DOWN	E20440	1	
1	Switch, S12 Bulk Drum	E20440-B	1	◆
2	Spring, Drum Switch	P12570	1	
3	Handle, Drum Switch Replacement	P12500	1	
	SWITCH ASSEMBLY, POWER FEED DRUM	E20438	1	
4	Switch, S10 Bulk Drum	E20438-B	1	◆
5	Spring, Drum Switch	P12570	1	
6	Handle, Drum Switch Replacement	P12500	1	
7	WASHER, #8 SAE FLAT	F05011-41	6	
	CUP ASSEMBLY, DRUM SWITCH GREASE	A20463	1	
8	Cup, Plastic Container	P20464	1	◆
9	Decal, Grease Cup Label	P20467	1	
10	Pad, Velcro Loop	P20466	1	◆
11	Pad, Velcro Hook	P20465	1	◆
	Grease, High Temp Drum Switch	P20468	.011ml	◆

5.6 Circuit Breakers



REF	DESCRIPTION (◆ indicates parts available in assemblies only)	PART #	QTY
	BREAKER ASSEMBLY, SAWMILL CONTROL CIRCUIT	015621	1
1	Rail, Circuit Breaker	015310	1
2	Breaker, 15 Amp Manual Reset	E20430	5
3	Screw, #8-32 X 1/2" Slotted Head	F05004-12	6
4	Nut, #8-32 Hex Self-Locking	F05010-41	6
5	BREAKER, 70 AMP MANUAL RESET PANEL MOUNT	015527	1
6	BREAKER, 50 AMP MANUAL RESET PANEL MOUNT	021256	1
7	BOOT, CIRCUIT BREAKER	021253	2
8	SCREW, #10-24 X 3/8 PHILLIPS PAN HEAD ZINC	F05004-3	3
9	NUT, #10-24 SELF-LOCKING	F05010-14	3

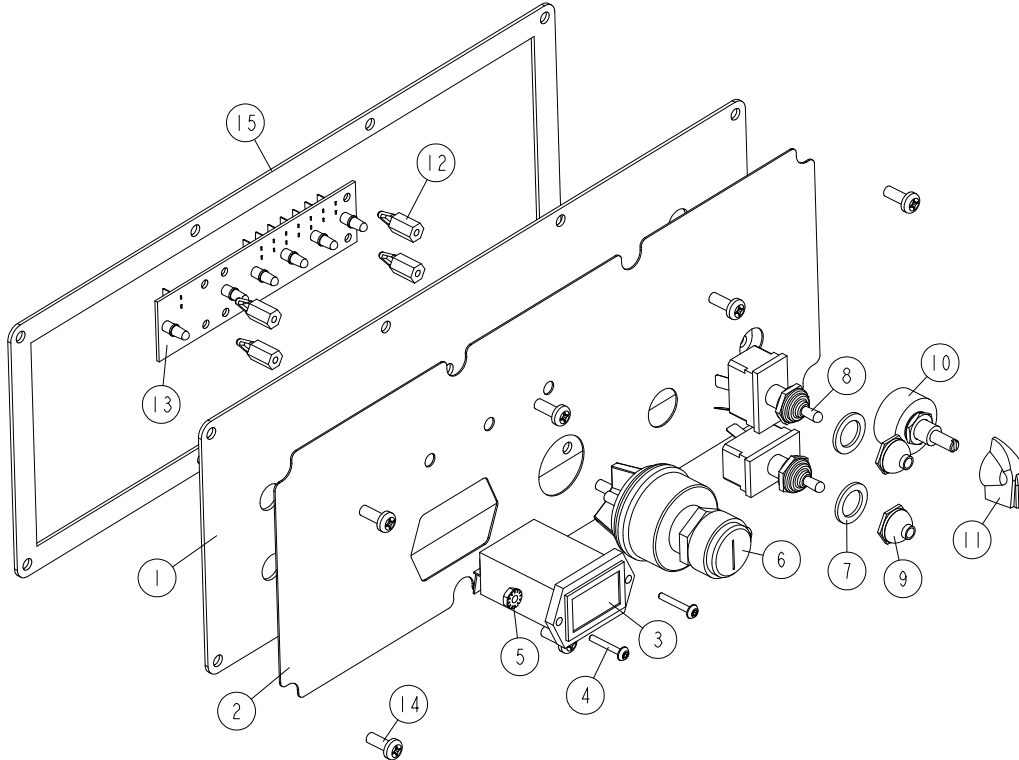
5.7 Front Panel Assembly & Harnesses



REF	DESCRIPTION (◆ indicates parts available in assemblies only)	PART #	QTY
	PANEL ASSEMBLY, AC SUPER CONTROL FRONT (EA20, EA25)	087387	1
1	Gasket, Front Panel	088387	1
2	Panel Weldment, Control	087316	1
3	Switch Assembly, Feed Rate	E20519	1
4	KNOB, SPEED CONTROL	P06257	1
5	SWITCH, DPDT TOGGLE 21A REV MOM SPADE	024200	2
6	Boot, Toggle Switch Rubber	P02575	2
7	Switch, Key	087350	1
8	Meter, Hour	015401	1
9	SCREW, 6-32 X 3/4" SOCKET BUTTON HEAD CA	F05004-93	2
10	Nut, # 6-32 Keps	F05010-59	2
11	Decal, Control Panel	087351	1
12	Switch, START-STOP	087349	1
13	Lamp, Control	087348	1
	HARNES ASSEMBLY, UPPER WIRING	093167	1
14	BOLT, #10-24X1/2 PH	F05015-17	8
15	Contact ZBE101	087817	2

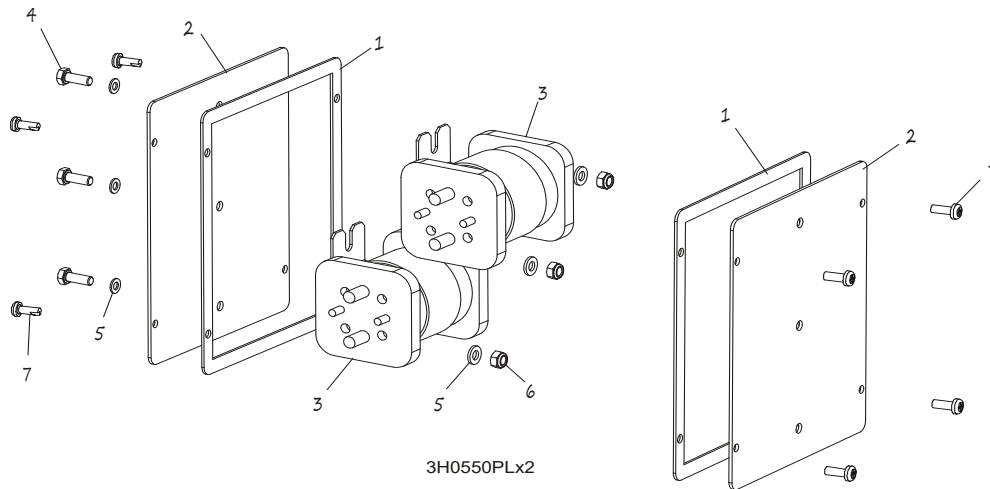
5.8 Plate, LT70 Remote Complete Front Control Box

086562_001
086562



REF	DESCRIPTION (◆ indicates parts available in assemblies only)	PART #	QTY
-	PLATE, COMPLETE FRONT CONTROL BOX	086562	1
1	PANEL WELDMENT, CONTROL	015302	1
2	DECAL, CONTROL PANEL (E25)	015271	1
3	METER, HOUR	015401	1
4	SCREW, 6-32 X 3/4" SOCKET BUTTON HEAD CA	F05004-93	2
5	NUT, # 6-32 KEPS	F05010-59	2
6	SWITCH, KEY	P04350	1
7	WASHER, 1/2X3/4X1/16 NYLON	P05251-1	2
8	SWITCH, DPDT TOGGLE 21A REV MOM SPADE	024200	2
9	BOOT, TOGGLE SWITCH	P02575	2
10	SWITCH ASSEMBLY, FEED RATE	024450	1
11	KNOB, SPEED CONTROL	P06257	1
12	SPACER, 1/2"-#6 THREADED	023147	4
-	BOARD, LED CIRCUIT (E25)	015416	1
13	CIRCUIT BOARD, SAWMILL LED	023038	1
14	BOLT, #10-24X1/2 PH PAN HD, TYPE 23	F05015-17	8
15	GASKET, FRONT PANEL	015270	1

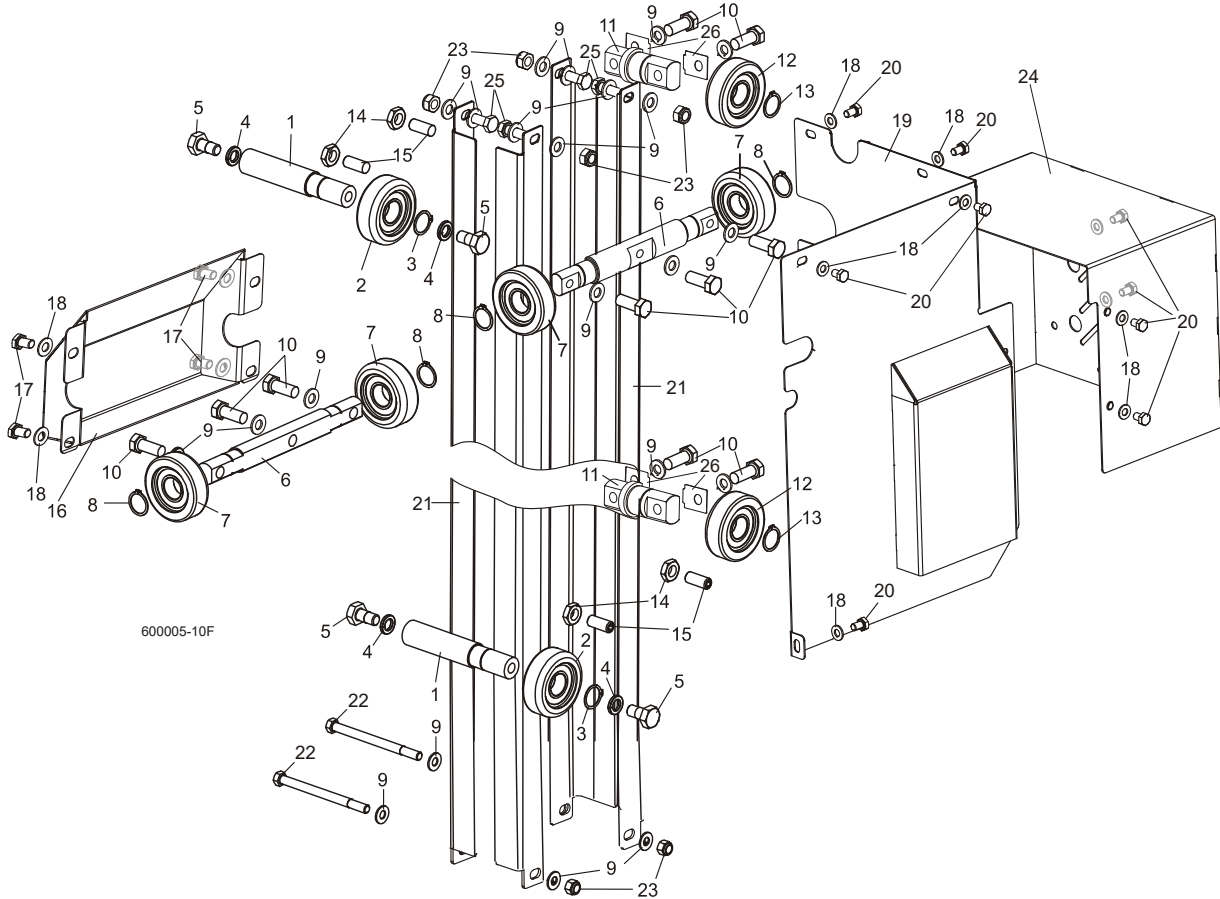
5.9 Solenoids



REF	DESCRIPTION (◆ indicates parts available in assemblies only)	PART #	QTY	
1	GASKET, SIDE PANEL	015274	2	
2	PANEL WELDMENT, SIDE	015307	2	
3	SOLENOID, 200A 12V SPST HYDRAULIC PUMP	015470	2	
4	BOLT M6X16 HH ZC FT 8.8 DIN 933	F81001-15	3	
5	WASHER, 6.4 FLAT ZINC	F81053-1	6	
6	NUT, M6-8-B HEX NYLON ZINC LOCK	F81031-2	3	
	DIODE ASSEMBLY, SOLENOID COIL CHASSIS GND	087496	4	
7	BOLT, #10-24X1/2 PH	F05015-17	8	

SECTION 6 UP/DOWN SYSTEM

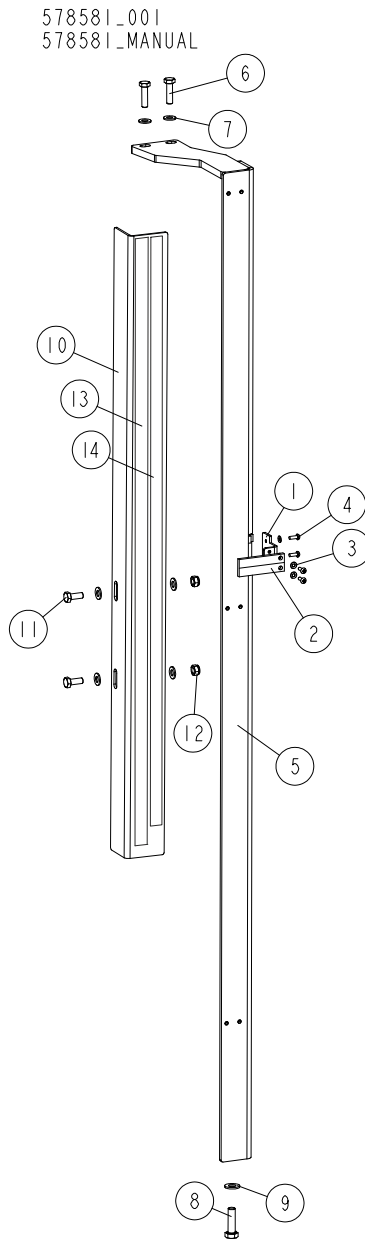
6.1 Up/Down Rollers & Covers



REF	DESCRIPTION (◆ indicates parts available in assemblies only)	PART #	QTY
	ROLLER ASSEMBLY, INSIDE UP/DOWN	089456	2
1	Shaft, Inside Up/Down Roller	088817-1	1
2	ROLLER, CBK-468	088433	1
3	Ring, Z30 Spring Retaining	F81090-23	1
4	WASHER, 13 FLAT ZINC	F81056-1	2
5	Bolt, M12x25-8.8 Hex Head Full Thread Zinc	F81004-31	2
	ROLLER ASSEMBLY, OUTSIDE UP/DOWN	089454	2
6	Shaft, Long Up/Down Roller	088815-1	1
7	ROLLER, CBK-468	088433	2
8	Ring, Z30 Spring Retaining	F81090-23	2
9	WASHER, 10.5 FLAT ZINC	F81055-1	22
10	BOLT, M10X35-8.8 HEX HEAD FULL THREAD ZIN	F81003-17	10
	ROLLER ASSEMBLY, SHORT UP/DOWN	089455	2
11	Shaft, Short Up/Down Roller	088816-1	1
12	ROLLER, CBK-468	088433	1
13	Ring, Z30 Spring Retaining	F81090-23	1
14	NUT, M10-04-W HEX ZINC THIN	F81033-6	4
15	SCREW, GN 913.3-M10-40-MS SET	F81003-65	4
16	COVER WELDMENT, UP/DOWN ROLLER	507056-1	1

17	BOLT, M8X16 -8.8-B HEX HEAD FULL THREAD	F81002-20	4	
18	WASHER, 8.4 FLAT ZINC	F81054-1	13	
19	GUARD WELDMENT, RA-08 UP/DOWN GEAR BOX SIDE	091319-1	1	
20	BOLT, M8X12-8.8 HEX HEAD FULL THREAD ZINC	F81002-6	9	
21	ANGLE, MAST TUBE STAINLESS	088492	4	
22	BOLT, M10X125 8.8 HEX HEAD ZINC	F81003-18	2	
23	NUT, M10-8-B HEX NYLON ZINC LOCK	F81033-1	6	
24	GUARD, UP/DOWN MOTOR PAINTED	090501-1	1	
25	BOLT, M10X30-8.8 HEX HEAD FULL THREAD ZI	F81003-2	4	
26	SPACER, ROLLER ASSEMBLY, SHORT UP/DOWN	510616	-	

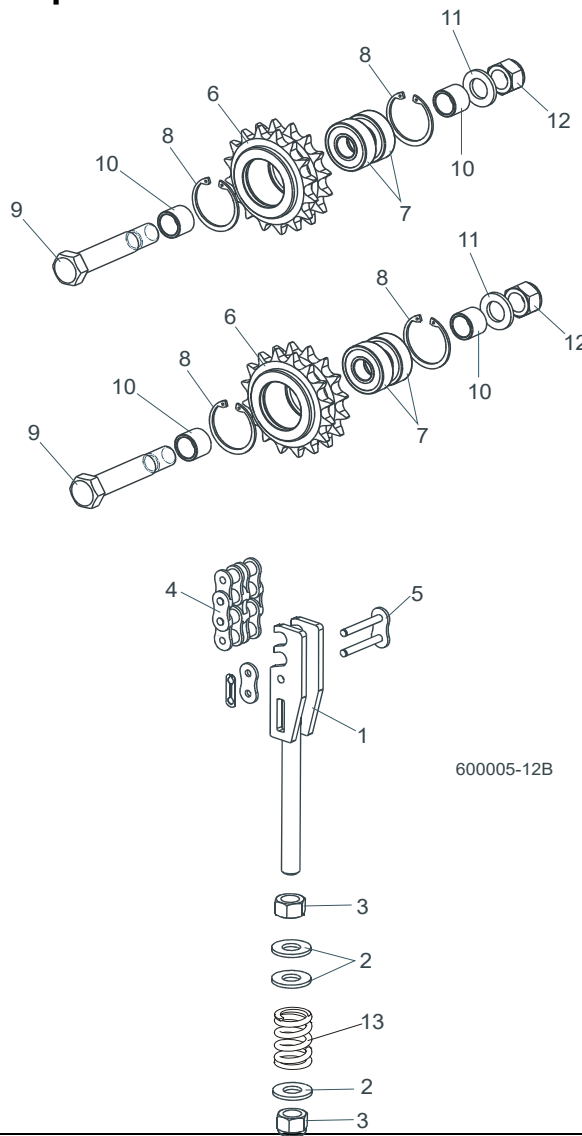
6.2 Blade Height Scale



REF	DESCRIPTION (◆ indicates parts available in assemblies only)	PART #	QTY	
-	INDICATOR ASSEMBLY, SCALE	578581	1	
1	MOUNT WELDMENT, SCALE PAINTED	088558-1	1	
2	INDICATOR, BLADE HEIGHT SCALE	094821	1	
3	WASHER, 4.3 FLAT ZINC	F81051-2	4	
4	SCREW, M4X12 5,8-B CROSS RECESSED PAN HE	F81011-43	4	
5	MOUNT WELDMENT, SCALE PAINTED	088554-1	1	
6	BOLT, M8 X 30-8.8-B HEX HEAD FULL THREAD	F81002-7	2	
7	WASHER, 8.4 FLAT ZINC	F81054-1	6	
8	BOLT, M10X35-8.8 HEX HEAD FULL THREAD ZIN	F81003-17	1	
9	WASHER, 10.5 FLAT ZINC	F81055-1	1	
10	ANGLE, SCALE MOUNT	088785-1	1	

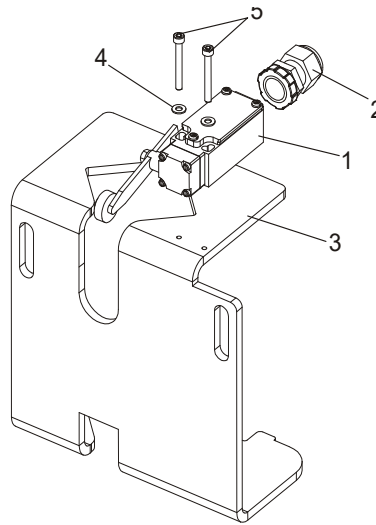
REF	DESCRIPTION (◆ indicates parts available in assemblies only)	PART #	QTY	
11	BOLT, M8X20 8.8 HEX HEAD FULL THREAD ZIN	F81002-4	2	
12	NUT, M8-8-B HEX NYLON ZINC LOCK	F81032-2	2	
13	DECAL, METRIC	S11711	1	
14	DECAL, METRIC 16-40MM	P12040-1	1	

6.3 Up/Down Chain & Sprockets

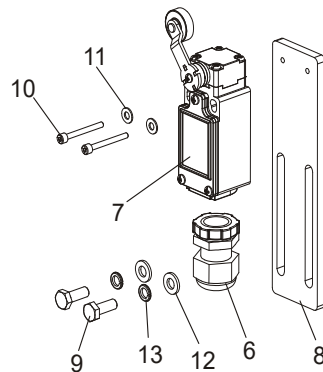


REF	DESCRIPTION (◆ indicates parts available in assemblies only)	PART #	QTY
1	TENSIONER WELDMENT, UP/DOWN CHAIN ZINC	512181-1	1
2	WASHER, 13 FLAT ZINC	F81056-1	3
3	NUT, M12 8 HEX NYLON ZINC LOCK	F81034-2	2
4	CHAIN, 12B-2 97-LINK	512197	1
5	LINK, 12B-2Pz MASTER	099249	1
	SPROCKET ASSEMBLY, UP/DOWN IDLER	512180	2
6	Sprocket, Zinc-Plated	512179-1	1
7	Bearing, 6203-2RS FLT Rolling	086114	2
8	Ring, W40 Spring Retaining	F81090-3	2
9	Bolt, M16D1F6 x 90-8.8 Hex Fit Short Thread Zinc	F81006-15	1
10	Spacer, Idler Zinc	088792-1	2
11	WASHER, 17 SPLIT LOCK ZINC	F81058-1	1
12	Nut, M16-8 Hex Nylon Zinc Lock	F81036-2	1
13	Spring, 14x30x3.2	090797	1

6.4 Safety Switches



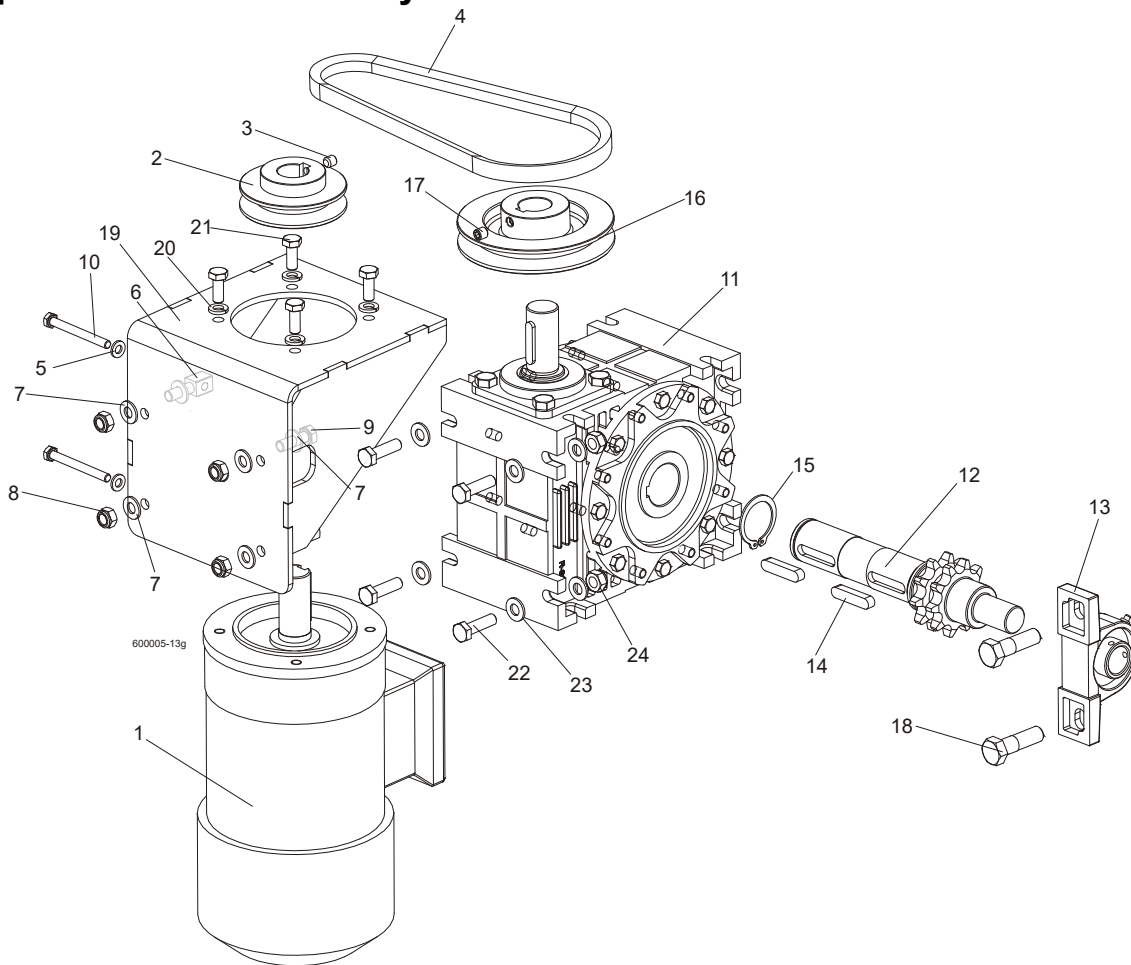
600045B



REF	DESCRIPTION (◆ indicates parts available in assemblies only)	PART #	QTY
1	SWITCH, GLCB01A2B SAFETY	086469	2
2	GLAND, ST PG 13.5 GREY CABLE	086524	2
3	SUPPORT, POWER CORD BRACKET	090460-1 ¹	1
4	WASHER, 4.3 FLAT ZINC	F81051-2	4
5	SCREW, M4X35 8.8 HEX SOCKET HEAD CAP ZIN	F81011-34	4
	SWITCH ASSEMBLY, LT70 SAFETY LOWER	505711	1
6	GLAND, ST PG 13.5 GREY CABLE	086524	1
7	SWITCH, FA138 Z11 LIMIT	100931	1
8	BAR, LIMIT SWITCH MOUNT	505125-1	1
9	BOLT M6X16 HH ZC FT 8.8 DIN 933	F81001-15	2
10	SCREW, M3X30 8.8 HEX SOCKET HEAD CAP ZINC	F81011-38	2
11	WASHER, 4.3 FLAT ZINC	F81051-2	2
12	WASHER, 6.4 FLAT ZINC	F81053-1	2
13	WASHER, Z 6.1 SPLIT LOCK	F81053-3	2

¹ LT70DC version only

6.5 Up/Down Drive Assembly

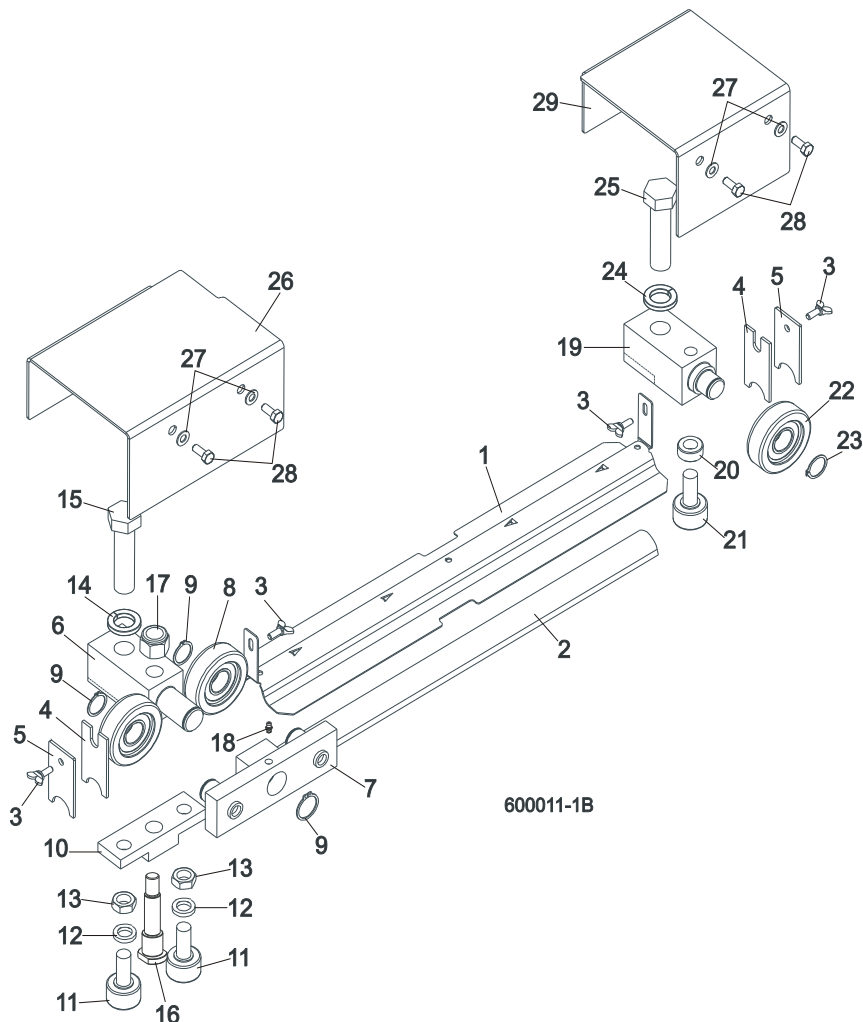


REF	DESCRIPTION (◆ indicates parts available in assemblies only)	PART #	QTY
	MOTOR W/MOUNT BRACKET, AC UP/DOWN	090493	1
1	AC Motor, 2 gear STKg90 6/4L2 IMB14/162	086530	1
2	Pulley, AC Motor	090497-1	1
3	Screw, M8x8-33H Hex Socket Set Flat Point Zinc	F81014-1	1
4	V-Belt, HA-670	091328	1
5	WASHER, 6.4 FLAT ZINC	F81053-1	2
6	Bolt, Special Zinc	088962-1	2
7	WASHER, 8.4 FLAT ZINC	F81054-1	8
8	Nut, M8-8-B Hex Nylon Zinc Lock	F81032-2	4
9	Bolt, M8X25-8.8-B Hex Head Full Thread Zinc	F81002-5	2
10	Bolt, M6x60-8.8 Hex Head Full Thread Zinc	F81001-9	2
	GEAR BOX ASSEMBLY, UP/DOWN DRIVE	091310	1
11	Gear Box, R80/64/WBS/D1,N+S,V5	097701	1
12	Output Shaft w/Sprocket, Up/Down Drive	517320-1	1
13	Bearing Assembly, UCP205 CX	088468	1
14	Key, A10x8x45 Parallel	091312	1
15	Ring, Outside Retaining Z38	F81090-26	1
16	PULLEY, UP/DOWN GEAR PAINTED	091308-1	1
17	SCREW, M8X8-33H HEX SOCKET SET FLAT POINT ZINC	F81014-1	1
18	BOLT, M12X40-8.8 HEX HEAD	F81004-1	1

19	BRACKET, AC UP/DOWN MOTOR MOUNT	090494-1	1	
20	WASHER 8,2 SPLIT LOCK ZINC	F81054-4	4	
21	BOLT, M8X20 8.8 HEX HEAD FULL THREAD ZIN	F81002-4	4	
22	BOLT,M10X35-8.8 HEX HEAD FULL THREAD ZIN	F81003-17	4	
23	WASHER, 10.5 PN-82/M-82021 ZINC	F81055-4	8	
24	NUT, M10-8-B HEX NYLON ZINC LOCK	F81033-1	4	

SECTION 7 FEED SYSTEM & TRACK ROLLERS

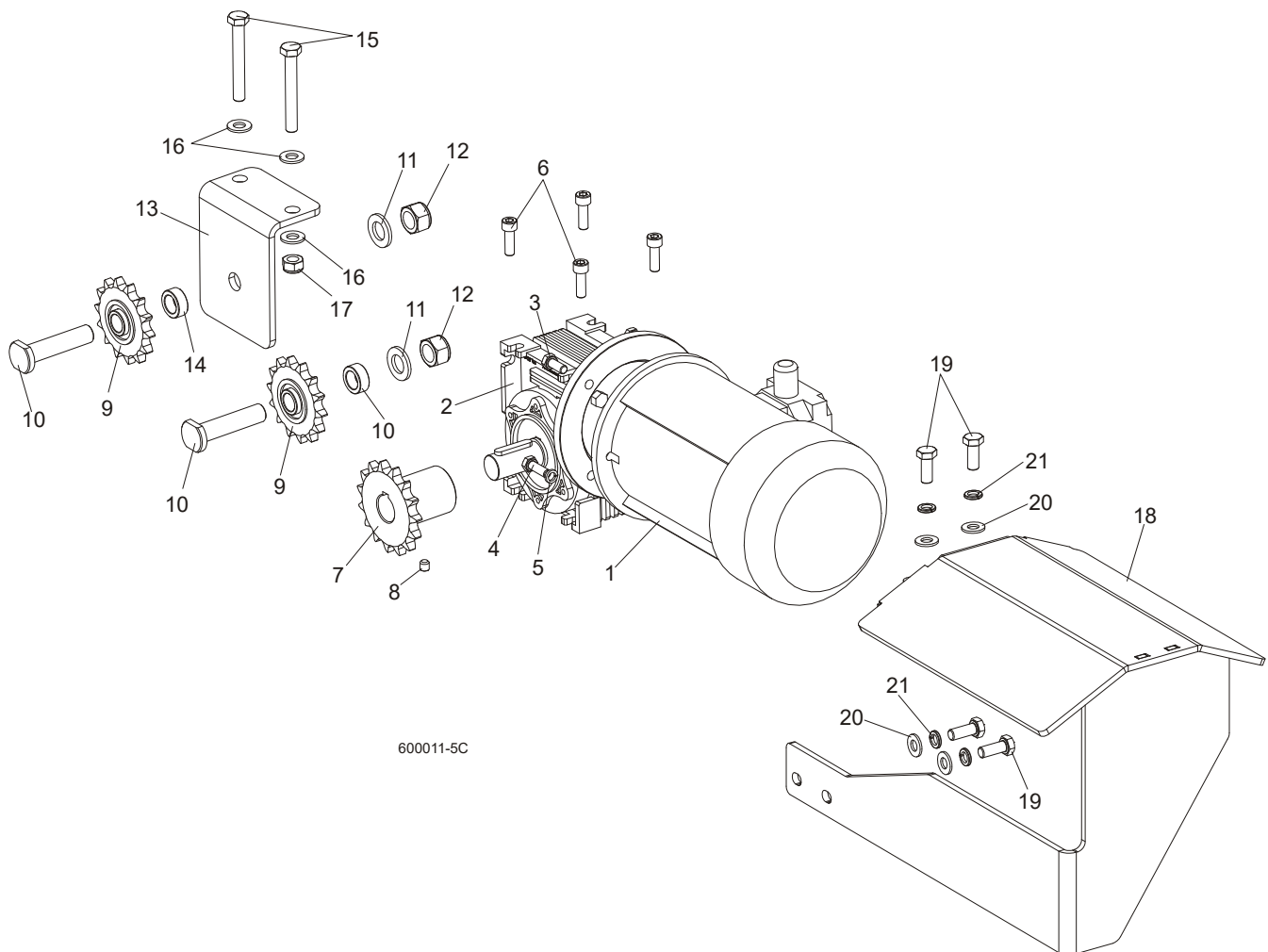
7.1 Upper Track Rollers And Wipers



REF	DESCRIPTION (◆ indicates parts available in assemblies only)	PART #	QTY
1	COVER, LT40/70 MIDDLE TRACK - SERVICE	522292-S	1
	Cover, LT40/70 Middle Track	522292-1	1
2	Strip, 3/16 X 2 X 23 Felt	S09915	1
3	SCREW, M6X20 DIN 316 WING	F81001-58	4
4	WIPER, TOP RAIL	M04113	2
5	PLATE, TRACK WIPER	088559-1	2
	ROLLER ASSEMBLY, UPPER TANDEM TRACK	088530	1
6	Block, Tandem Roller Mount	088532	1
7	Block Assembly, Tandem Roller	088535	1
8	ROLLER, CBK-468	088433	2
9	Ring, Z30 Spring Retaining	F81090-23	2
10	Block, Cam Follower Mount	088520	1
11	Bearing, Cam Follower (McGill)	012797	2
12	Washer, 16.3 Split Zinc Lock	F81058-2	2
13	Nut, 5/8"-18 Zinc	F05010-11	2

14	Washer, Z24.5 Split Zinc Lock	F81061-4	1	
15	BOLT, M24X2X90-8.8 HEX HEAD FULL THREAD	F81009-2	1	
16	Pin, Cam Follower Mount	088531	1	
17	Nut, M16-8 Hex Nylon Zinc Lock	F81036-2	1	
18	FITTING, M6 GREASE	086280	1	
	ROLLER ASSEMBLY, REAR UPPER TRACK	088529	1	
19	Block, Rear Upper Roller Mount	088528	1	
20	Spacer, Cam Follower	088536	1	
21	Bearing, Cam Follower (McGill)	012797	1	
22	Roller, CBK-468	088433	1	
23	Ring, Z30 Spring Retaining	F81090-23	1	
24	Washer, Z24.5 Split Zinc Lock	F81061-4	1	
25	Bolt, M24x2x90-8.8 Hex Head Full Thread Zinc	F81009-2	1	
26	COVER, TANDEM ROLLER	088526-1	1	
27	WASHER, 6.4 FLAT ZINC	F81053-1	4	
28	BOLT M6X16 HH ZC FT 8.8 DIN 933	F81001-15	4	
29	COVER, REAR UPPER ROLLER	088527-1	1	

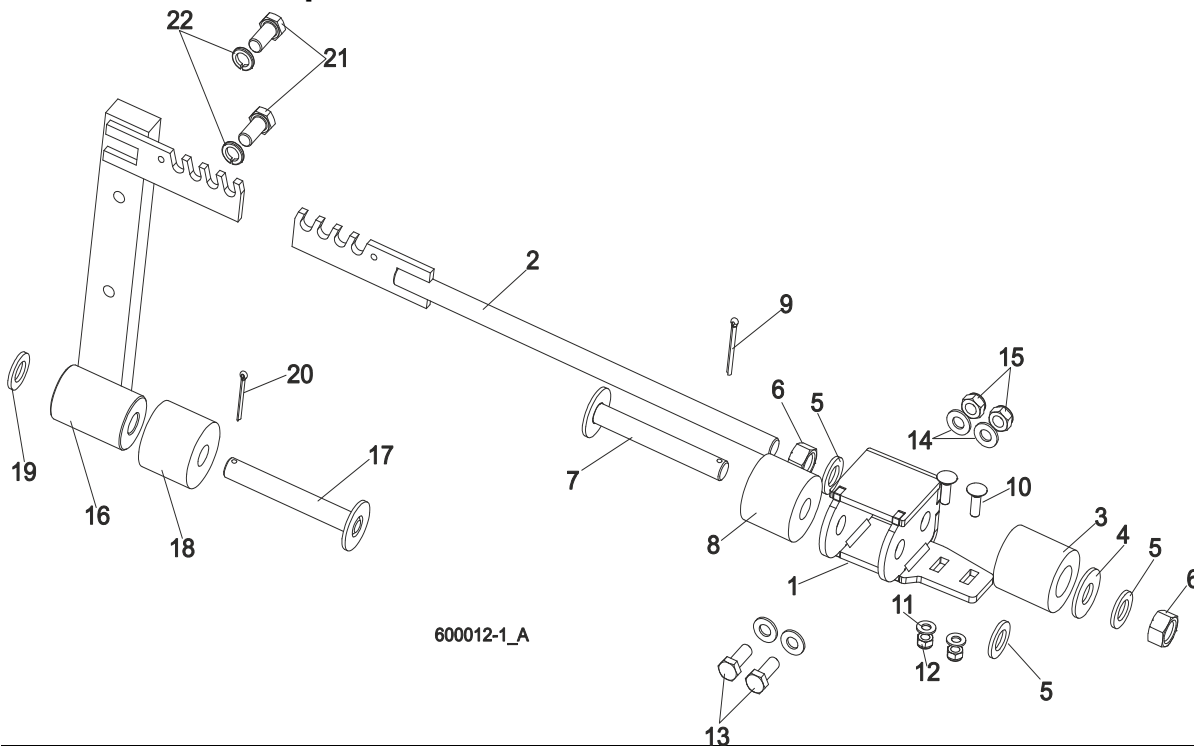
7.2 Power Feed Assembly



REF	DESCRIPTION (◆ indicates parts available in assemblies only)	PART #	QTY
	MOTOREDUCER, MR-50/7.5/1.1-1380/K3/B8	100936	1
1	MOTOR, 1.1kW AC ELECTRIC	090104	1
2	MOTOREDUCER, MR-50/7.5/DO SILN/K3,N+S,B8	100935	1
3	BOLT, M8X20 8.8 HEX HEAD FULL THREAD ZIN	F81002-4	2
4	BOLT, M8X25-8.8-B HEX HEAD FULL THREAD Z	F81002-5	2
5	WASHER 8,2 SPLIT LOCK ZINC	F81054-4	2
6	SCREW, M8x25 -8.8 HEX SOCKET HEAD CAP	F81002-21	4
7	SPROCKET, 10B Z15 ZINC	088541-1	1
8	SCREW, M8x8-33H HEX SOCKET SET FLAT POINT ZINC	F81014-1	2
9	SPROCKET, KSR 16.L0.10.10.14.08 W/BEARING	088867	2
10	PIN, ZINC SPROCKET MOUNT	088994-1	2
11	WASHER, 17 SPLIT LOCK ZINC	F81058-1	2
12	NUT, M16-8 HEX NYLON ZINC LOCK	F81036-2	2
13	BRACKET, POWER FEED SPROCKET MOUNT	088507-1	1
14	SPACER, POWER FEED SPROCKET	088550-1	1
15	BOLT, M10x75-8.8 HEX HEAD ZINC	F81003-15	2
16	WASHER, 10.5 FLAT ZINC	F81055-1	4

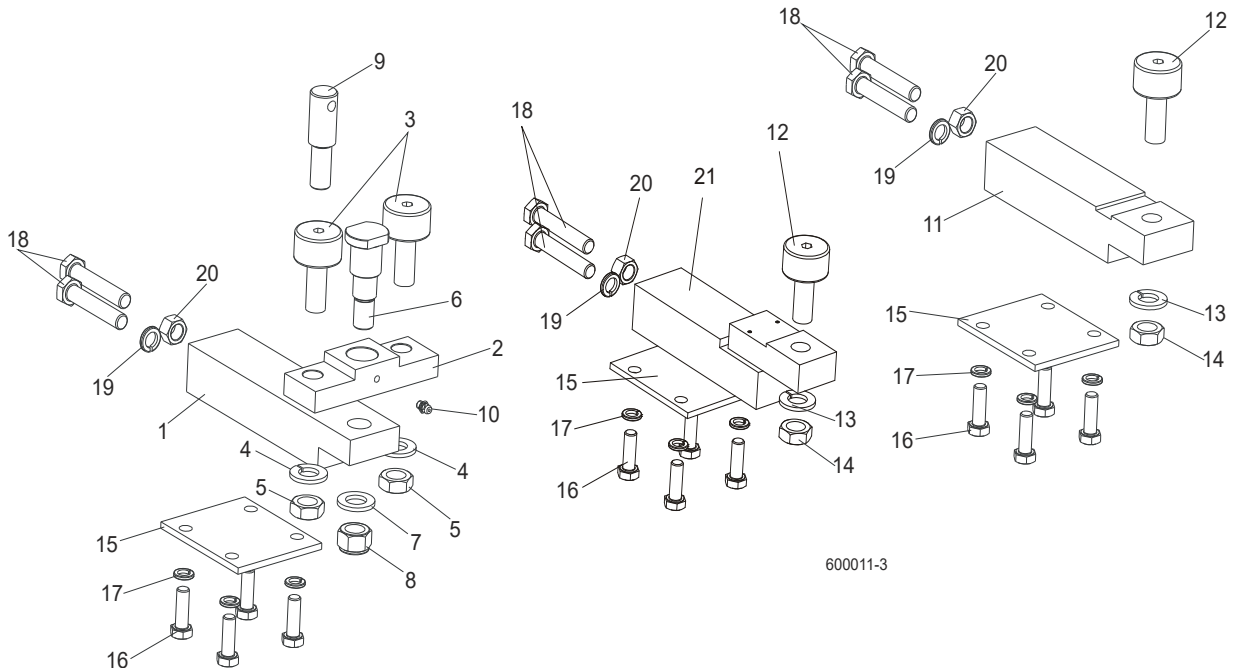
17	NUT, M10-8-B HEX NYLON ZINC LOCK	F81033-1	2	
	GUARD, LT70AC POWER FEED MOTOR COMPLETE	504651	1	
18	GUARD, LT70AC POWER FEED MOTOR	504652-1	1	
19	BOLT, M10X25 8.8 HEX HEAD FULL THREAD ZI	F81003-11	4	
20	WASHER, 10.5 FLAT ZINC	F81055-1	4	
21	WASHER, Z 10.2 SPLIT LOCK ZINC	F81055-2	4	

7.3 Feed Chain/Stop



REF	DESCRIPTION (◆ indicates parts available in assemblies only)	PART #	QTY
1	MOUNT WELDMENT, FRONT CARRIAGE STOP	546123-1	1
2	TENSIONER, POWER FEED CHAIN ZINC-PLATED	089364-1	1
3	SPRING, TENSIONER BLADE LT15	014828	1
4	WASHER, 17/40-3 ZINC-PLATED	089360-1	1
5	WASHER, 17 SPLIT LOCK ZINC	F81058-1	3
6	NUT, M16-5.8 HEX ZINC	F81036-1	2
7	PIN, 16X117 W/PLATE	089361-1	1
8	BUSHING, 11/16X2 1/8X1 3/4 RUBBER	P12165	1
9	PIN, S-Zn 4x25 COTTER	F81043-2	1
10	BOLT, M8X25-8.8 ZINC MUSHROOM HEAD SQUAR	F81002-59	2
11	WASHER, 8.4 FLAT ZINC	F81054-1	2
12	NUT, M8-8-B HEX NYLON ZINC LOCK	F81032-2	2
13	BOLT, M10X25 8.8 HEX HEAD FULL THREAD	F81003-31	2
14	WASHER, 10.5 FLAT ZINC	F81055-1	4
15	NUT, M10-8-B HEX NYLON ZINC LOCK	F81033-1	2
	STOP ASSEMBLY, REAR POWER FEED	089362	1
16	Stop Weldment, Rear Power Feed	088346-1	1
17	PIN, 16X117 W/PLATE	089361-1	1
18	BUSHING, 11/16X2 1/8X1 3/4 RUBBER	P12165	1
19	WASHER, 17 SPLIT LOCK ZINC	F81058-1	1
20	Pin, S-Zn 4x25 Cotter	F81043-2	1
21	BOLT, M12X25-8.8 HEX HEAD FULL THREAD ZINC	F81004-31	2
22	WASHER, 13 FLAT ZINC	F81056-1	2
	CHAIN, 10B-1 POWER FEED	088670	1
	CHAIN 10B-1 (0,9m)	506516	1
	LINK, 10B-1PZ MASTER	088671	2

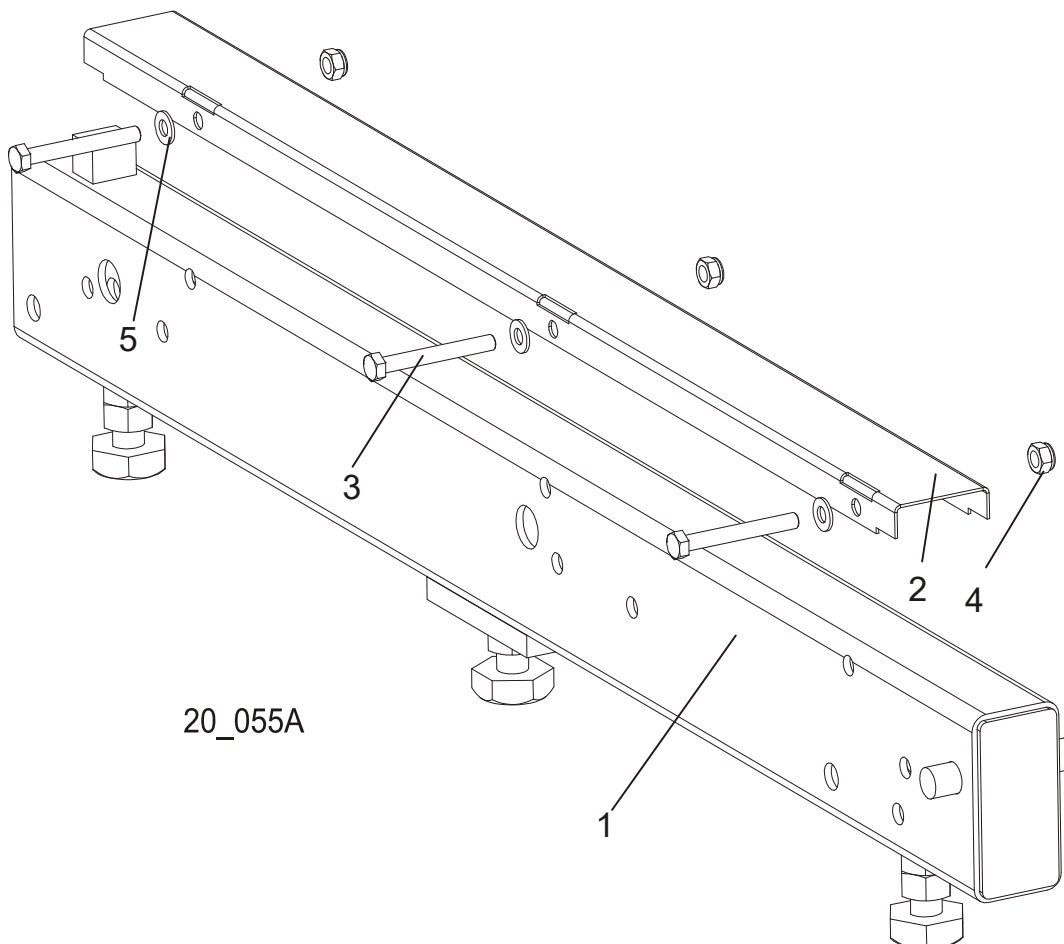
7.4 Lower Track Rollers



REF	DESCRIPTION (◆ indicates parts available in assemblies only)	PART #	QTY
	BLOCK ASSEMBLY, VERTICAL MAST ALIGNMENT DOUBLE	088523	1
1	Block, Vertical Mast Alignment Double	088517	1
2	Block, Cam Follower Mount	088520	1
3	Bearing, Cam Follower (McGill)	012797	2
4	Washer, 16.3 Split Zinc Lock	F81058-2	2
5	Nut, 5/8"-18 Zinc	F05010-11	2
6	Pin, Cam Follower Mount	088521	1
7	WASHER, 17 SPLIT LOCK ZINC	F81058-1	1
8	Nut, M16-8 Hex Nylon Zinc Lock	F81036-2	1
9	Pin, Safety Lock	088519	1
10	FITTING, M6 GREASE	086280	1
	BLOCK ASSEMBLY, VERTICAL MAST ALIGNMENT SINGLE	088524	1
11	Block, Vertical Mast Alignment Single	088518	1
12	Bearing, Cam Follower (McGill)	012797	1
13	Washer, 16.3 Split Zinc Lock	F81058-2	1
14	Nut, 5/8"-18 Zinc	F05010-11	1
15	PLATE, LOWER TRACK ROLLER RETAINER	088516	3
16	BOLT, M10X30-8.8 HEX HEAD FULL THREAD ZI	F81003-2	12
17	WASHER, Z 10.2 SPLIT LOCK ZINC	F81055-2	12
18	BOLT, M12X1.25X65-8.8 HEX HEAD FULL THREAD ZINC	F81004-40	6
19	WASHER, Z12.2 SPLIT LOCK ZINC	F81056-2	3
20	NUT, M12X1.25-8 ZINC HEX	F81034-8	3
21	BLOCK WELDMENT, LOWER TRACK ROLLER MOUNT	091425	1

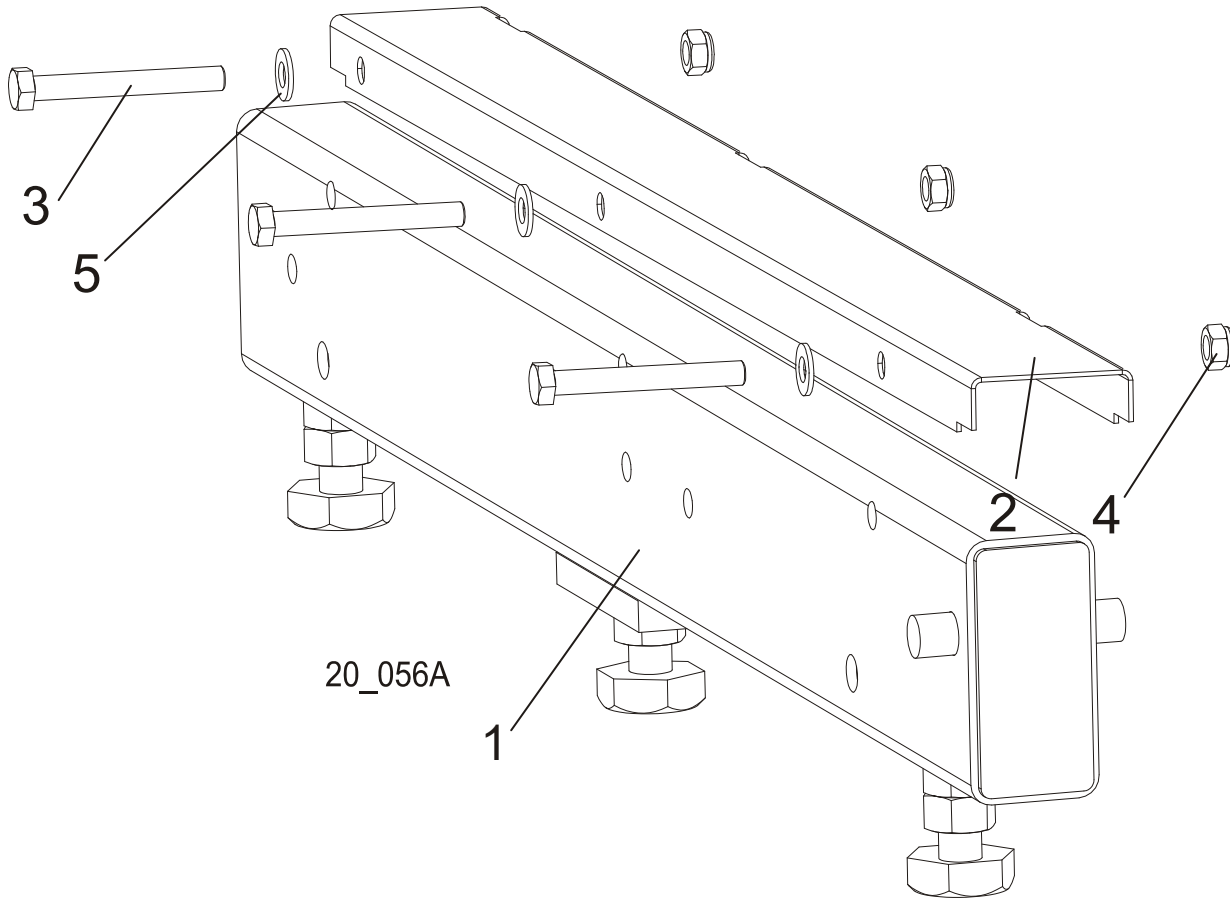
SECTION 8 BED FRAME ASSEMBLY

8.1 Bed Rail Assembly (L Type Frame)



REF	DESCRIPTION (◆ indicates parts available in assemblies only)	PART #	QTY
1	RAIL, ADJUSTABLE BED	089385	1
2	COVER, BED RAIL	099124	1
3	BOLT, M8X65 5.8 HEX HEAD ZINC	F81002-3	3
4	NUT, M8-8-B HEX NYLON ZINC LOCK	F81032-2	3
5	WASHER, 8.4 FLAT ZINC	F81054-1	3

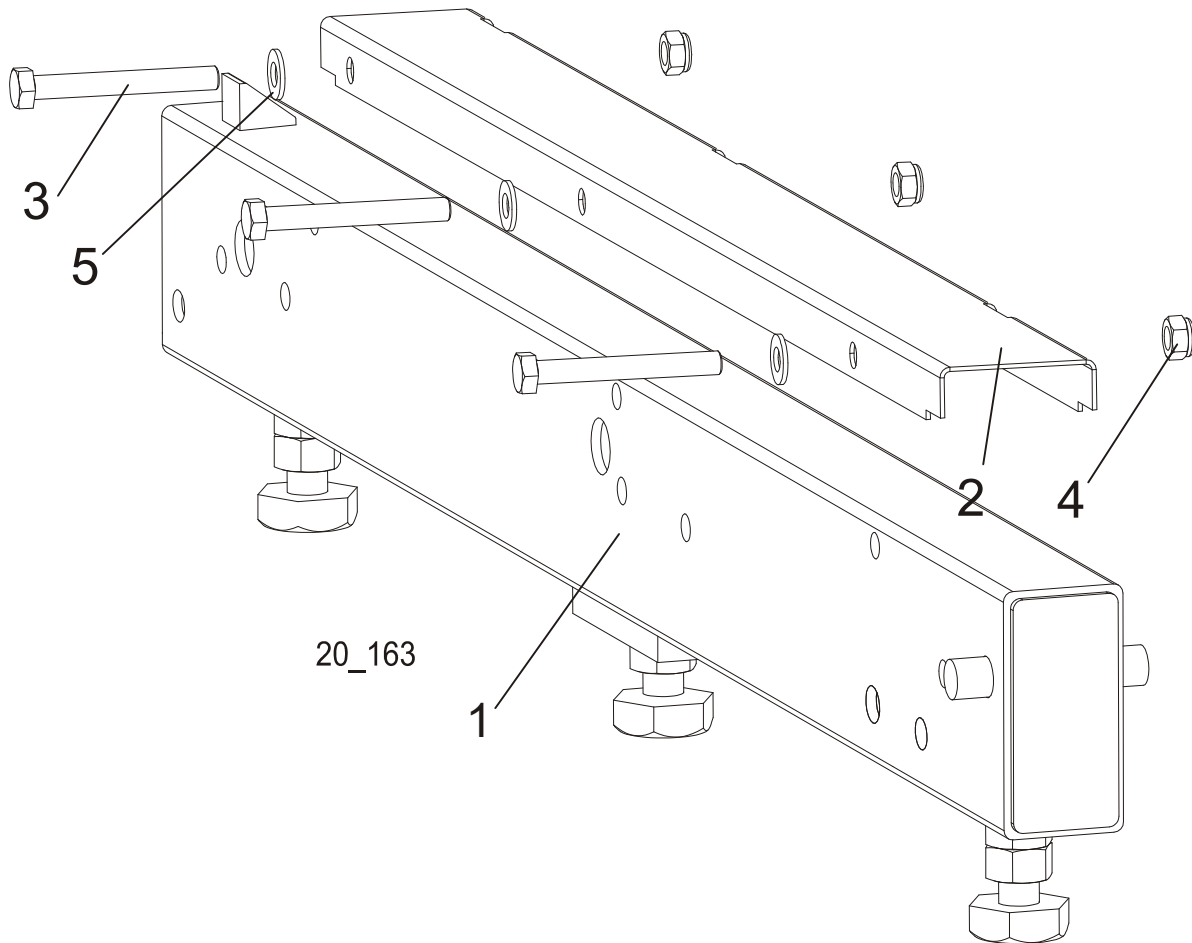
8.2 Bed Rail Assembly (L Type Frame)



REF	DESCRIPTION (◆ indicates parts available in assemblies only)	PART #	QTY
1	RAIL WELDMENT, ADJUSTABLE SHORT BED	089386	1
2	COVER, BED RAIL	099124	1
3	BOLT, M8X65 5.8 HEX HEAD ZINC	F81002-3	3
4	NUT, M8-8-B HEX NYLON ZINC LOCK	F81032-2	3
5	WASHER, 8.4 FLAT ZINC	F81054-1	3

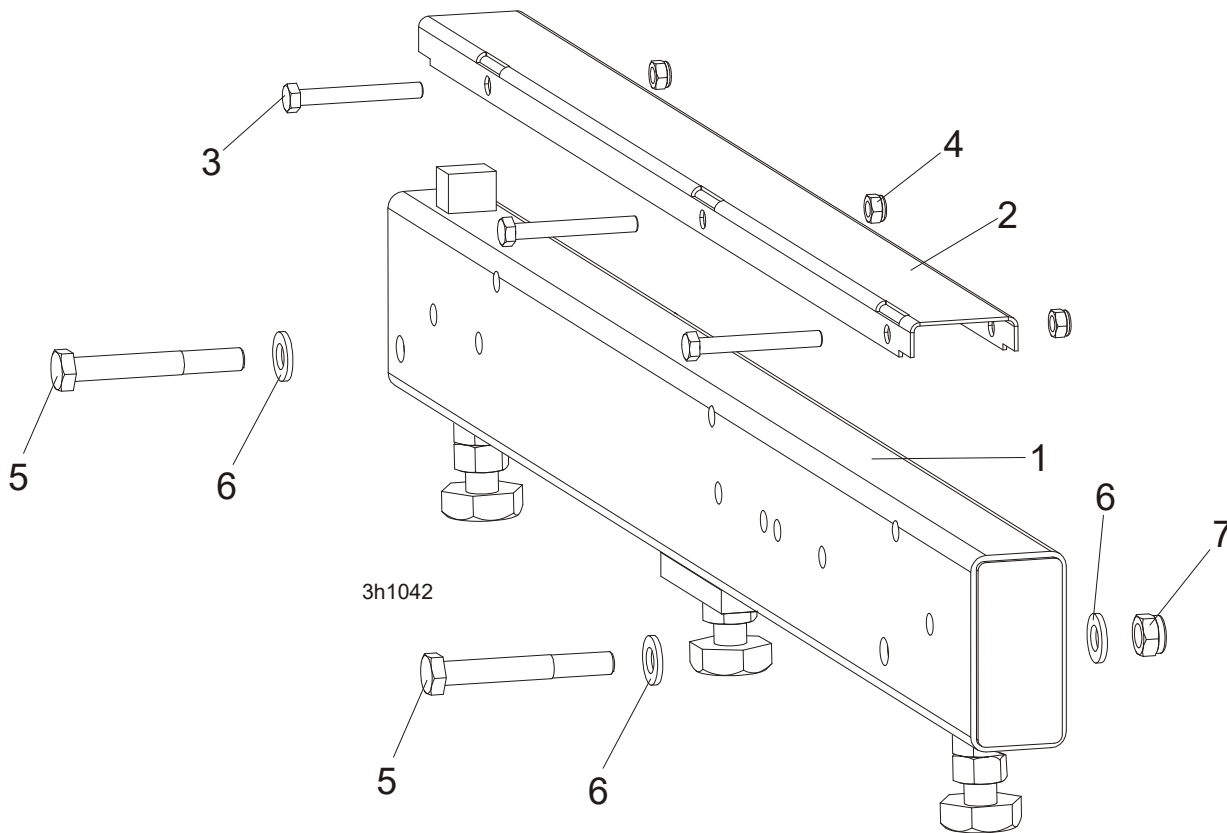
8 **BED FRAME ASSEMBLY**
Bed Rail Assembly (L Type Frame)

8.3 Bed Rail Assembly (L Type Frame)



REF	DESCRIPTION (◆ indicates parts available in assemblies only)	PART #	QTY
1	RAIL, 1 RAY "L" BED	100680	1
2	COVER, BED RAIL	099124	1
3	BOLT, M8X65 5.8 HEX HEAD ZINC	F81002-3	3
4	NUT, M8-8-B HEX NYLON ZINC LOCK	F81032-2	3
5	WASHER, 8.4 FLAT ZINC	F81054-1	3

8.4 Bed Rail Assembly (L Type Frame)



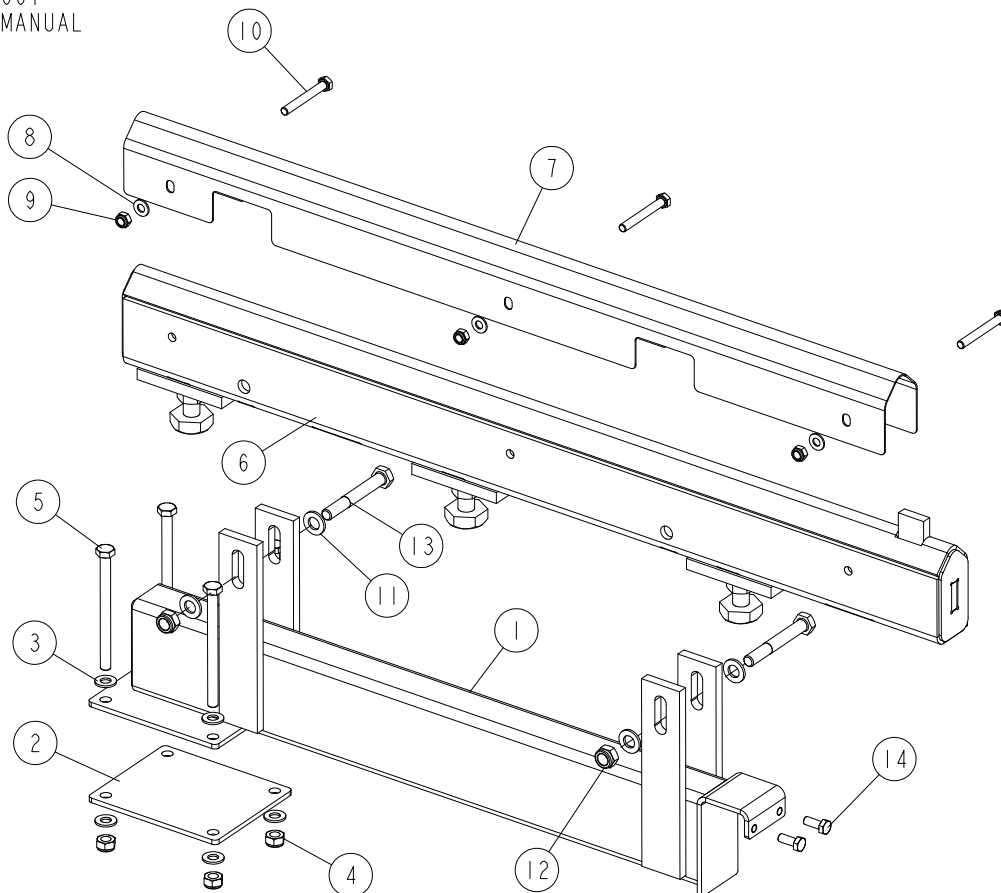
REF	DESCRIPTION (◆ indicates parts available in assemblies only)	PART #	QTY
1	BED RAILS FOR "M" PORTABLE FRAME	096993	1
2	COVER, BED RAIL	099124	1
3	BOLT, M8X65 5.8 HEX HEAD ZINC	F81002-3	3
4	NUT, M8-8-B HEX NYLON ZINC LOCK	F81032-2	3
5	BOLT, M12x90-8.8 HEX HEAD ZINC	F81004-2	2
6	WASHER, 13 FLAT ZINC	F81056-1	4
7	NUT, M12 8 HEX NYLON ZINC LOCK	F81034-2	2

8 BED FRAME ASSEMBLY

Additional Angled Bed Rail (Long) - Complete

8.5 Additional Angled Bed Rail (Long) - Complete

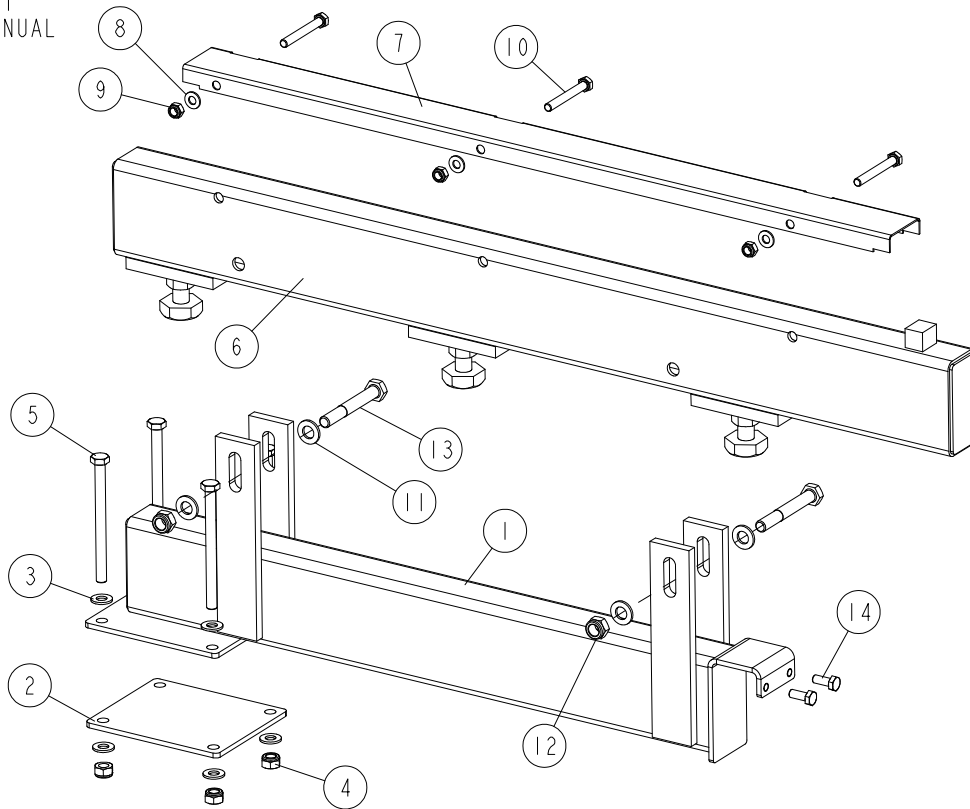
545592_001
545592_MANUAL



REF.	DESCRIPTION (◆ Indicates Parts Available in Assemblies Only)	PART #	QTY
-	ADDITIONAL ANGLED BED RAIL (LONG) - COMPLETE	545592	1
1	SUPPORT, ADDITIONAL BED RAIL	545591-1	1
2	PLATE, MOUNT	087055-1	1
3	WASHER, 10.5 FLAT ZINC	F81055-1	8
4	NUT, M10-8-B HEX NYLON ZINC LOCK	F81033-1	4
5	BOLT, M10X125 8.8 HEX HEAD ZINC	F81003-18	4
6	TUBE, ADDITIONAL BED RAIL	545589-1	1
7	COVER, ADDITIONAL BED RAIL	545594	1
8	WASHER, 8.4 FLAT ZINC F81054-1 16	F81054-1	3
9	NUT, M8-8-B HEX NYLON ZINC LOCK	F81032-2	3
10	BOLT, M8X65 8.8 HEX HEAD FULL THREAD ZINC	F81002-9	3
11	WASHER, 13 FLAT ZINC	F81056-1	4
12	NUT, M12 8 HEX NYLON ZINC LOCK	F81034-2	2
13	BOLT, M12X90 8.8 HEX HEAD ZINC	F81004-2	2
14	BOLT, M8 X 20-8.8-B HEX HEAD FULL THREAD ZINC	F81002-4	2

8.6 Additional Flat Bed Rail (Long) - Complete

545597_001
545597_MANUAL



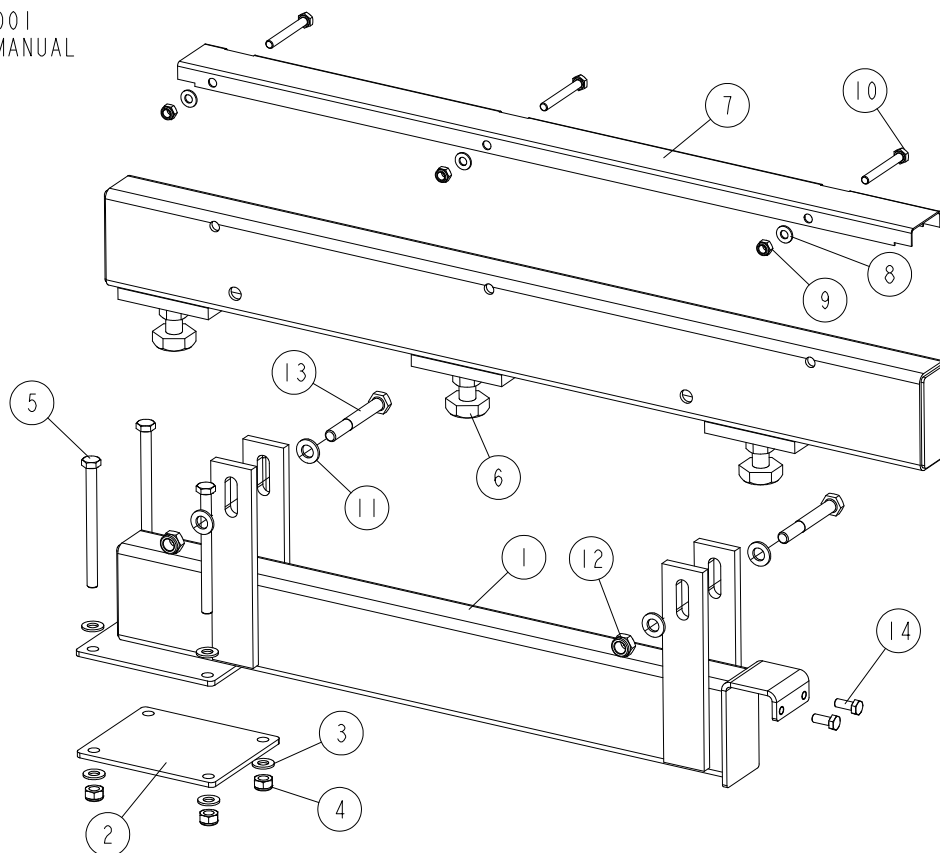
REF.	DESCRIPTION (◆ Indicates Parts Available in Assemblies Only)	PART #	QTY
-	ADDITIONAL FLAT BED RAIL (LONG) - COMPLETE	545597	1
1	SUPPORT, ADDITIONAL BED RAIL	545591-1	1
2	PLATE, MOUNT	087055-1	1
3	WASHER, 10.5 FLAT ZINC	F81055-1	8
4	NUT, M10-8-B HEX NYLON ZINC LOCK	F81033-1	4
5	BOLT, M10X125 8.8 HEX HEAD ZINC	F81003-18	4
6	TUBE, ADDITIONAL BED RAIL	545595-1	1
7	COVER, ADDITIONAL BED RAIL	099124	1
8	WASHER, 8.4 FLAT ZINC F81054-1 16	F81054-1	3
9	NUT, M8-8-B HEX NYLON ZINC LOCK	F81032-2	3
10	BOLT, M8X65 8.8 HEX HEAD FULL THREAD ZINC	F81002-9	3
11	WASHER, 13 FLAT ZINC	F81056-1	4
12	NUT, M12 8 HEX NYLON ZINC LOCK	F81034-2	2
13	BOLT, M12X90 8.8 HEX HEAD ZINC	F81004-2	2
14	BOLT, M8 X 20-8.8-B HEX HEAD FULL THREAD ZINC	F81002-4	2

8 BED FRAME ASSEMBLY

Additional Flat Bed Rail (Short) - Complete

8.7 Additional Flat Bed Rail (Short) - Complete

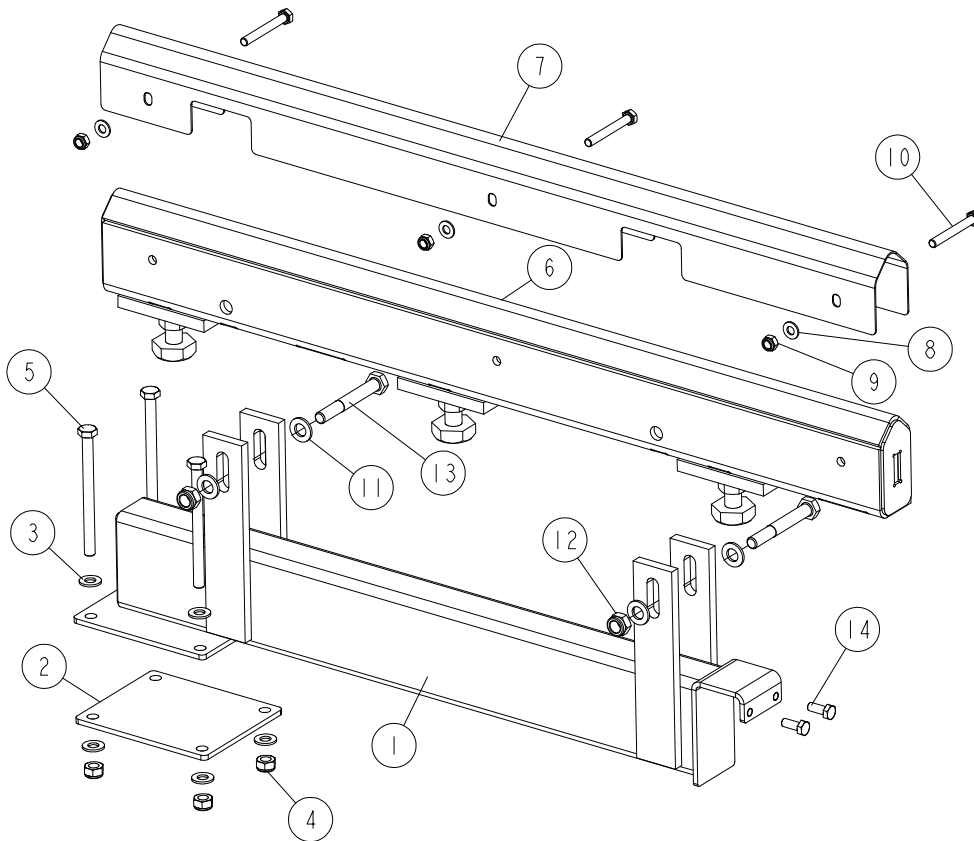
545645_001
545645_MANUAL



REF.	DESCRIPTION (◆ Indicates Parts Available in Assemblies Only)	PART #	QTY
-	ADDITIONAL FLAT BED RAIL (SHORT) - COMPLETE	545645	1
1	SUPPORT, ADDITIONAL BED RAIL	545591-1	1
2	PLATE, MOUNT	087055-1	1
3	WASHER, 10.5 FLAT ZINC	F81055-1	8
4	NUT, M10-8-B HEX NYLON ZINC LOCK	F81033-1	4
5	BOLT, M10X125 8.8 HEX HEAD ZINC	F81003-18	4
6	TUBE, ADDITIONAL BED RAIL	545643-1	1
7	COVER, ADDITIONAL BED RAIL	099124	1
8	WASHER, 8.4 FLAT ZINC F81054-1 16	F81054-1	3
9	NUT, M8-8-B HEX NYLON ZINC LOCK	F81032-2	3
10	BOLT, M8X65 8.8 HEX HEAD FULL THREAD ZINC	F81002-9	3
11	WASHER, 13 FLAT ZINC	F81056-1	4
12	NUT, M12 8 HEX NYLON ZINC LOCK	F81034-2	2
13	BOLT, M12X90 8.8 HEX HEAD ZINC	F81004-2	2
14	BOLT, M8 X 20-8.8-B HEX HEAD FULL THREAD ZINC	F81002-4	2

8.8 Additional Angled Bed Rail (Short) - Complete


545632_001
545632_MANUAL



REF.	DESCRIPTION (◆ Indicates Parts Available in Assemblies Only)	PART #	QTY
-	ADDITIONAL ANGLED BED RAIL (SHORT) - COMPLETE	545632	1
1	SUPPORT, ADDITIONAL BED RAIL	545591-1	1
2	PLATE, MOUNT	087055-1	1
3	WASHER, 10.5 FLAT ZINC	F81055-1	8
4	NUT, M10-8-B HEX NYLON ZINC LOCK	F81033-1	4
5	BOLT, M10X125 8.8 HEX HEAD ZINC	F81003-18	4
6	TUBE, ADDITIONAL BED RAIL	545630-1	1
7	COVER, ADDITIONAL BED RAIL	545594	1
8	WASHER, 8.4 FLAT ZINC F81054-1 16	F81054-1	3
9	NUT, M8-8-B HEX NYLON ZINC LOCK	F81032-2	3
10	BOLT, M8X65 8.8 HEX HEAD FULL THREAD ZINC	F81002-9	3
11	WASHER, 13 FLAT ZINC	F81056-1	4
12	NUT, M12 8 HEX NYLON ZINC LOCK	F81034-2	2
13	BOLT, M12X90 8.8 HEX HEAD ZINC	F81004-2	2
14	BOLT, M8 X 20-8.8-B HEX HEAD FULL THREAD ZINC	F81002-4	2

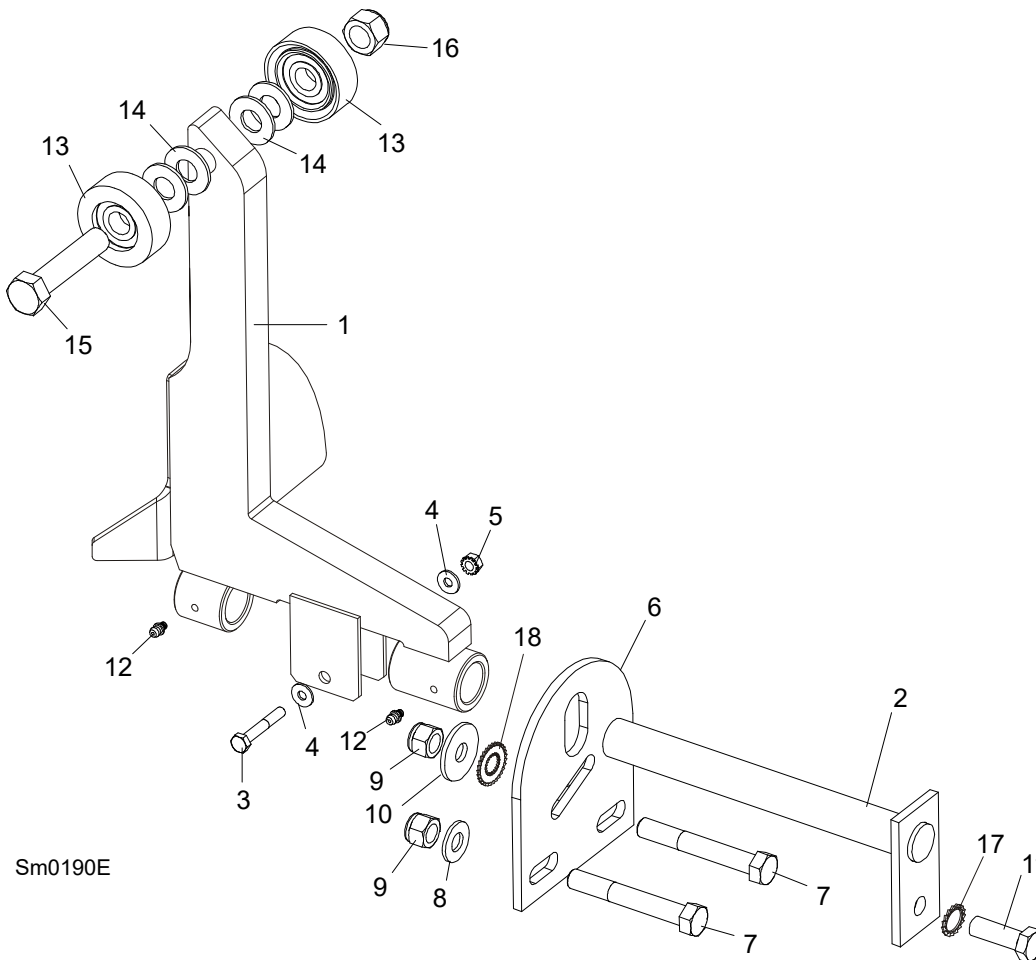
8.9 Stationary Legs

500531_001
 500531



REF	DESCRIPTION (u indicates parts available in assemblies only)	PART #	QTY
-	LEG KIT, "L" FRAME STATIONARY ADJUSTABLE	500531	1
1	LEG, RIGHT ADJUSTABLE STATIONARY	501640	3
2	LEG, LEFT STATIONARY ADJUSTABLE	501639	6
3	LEG, MIDDLE ADJUSTABLE STATIONARY	501637	4
4	COVER ASSEMBLY, MAIN TUBE	093052	1
5	BOLT, M10X125 8.8 HEX HEAD ZINC	F81003-18	2
6	BOLT, M12X130-8.8 HEX HEAD ZINC	F81004-36	2
7	LEG, OUTRIGGER STATIONARY	505766	1
8	LEG, FRONT ADJUSTABLE STATIONARY	589525	1

8.10 Log Side Support (Manual)



Sm0190E

REF.	DESCRIPTION (◆ Indicates Parts Available in Assemblies Only)	PART #	QTY
1	SUPPORT, LOG SIDE W/GUARD	099785-1	1
2	PIN, LOG SIDE SUPPORT ZINC-PL.	091549-1	1
3	BOLT, M8X45-8.8 HEX HEAD FULL THREAD ZINC	F81002-14	1
4	WASHER, 8.4 FLAT ZINC	F81054-1	2
5	NUT, M8-8-B HEX NYLON ZINC LOCK	F81032-2	1
6	PLATE, LOG SIDE SUPPORT END	091591-1	1
7	BOLT, M12 X 90-8.8 HEX HEAD ZINC	F81004-2	2
8	WASHER, 13 FLAT ZINC	F81056-1	2
9	NUT, M12-8 HEX NYLON ZINC LOCK	F81034-2	3
10	WASHER, 45/13 ZINC LOCK	086184	1
11	BOLT, M12 X 35-8.8 HEX HEAD FULL THREAD ZINC	F81004-24	1
12	FITTING, 3/16X3/16 STRAIGHT GREASE	P04107	2
13	ROLLER ASSEMBLY, SIDE SUPPORT	015014-1	2
14	WASHER, 17 FLAT ZINC	F81058-1	2
15	BOLT, M16X65-8.8-B HEX HEAD FULL THREAD ZINC	F81006-1	1
16	NUT, M16-8 HEX NYLON ZINC LOCK	F81036-2	1
17	WASHER, BN781 M12/13 EXTERNALLY SERRATED	F81056-16	1
18	WASHER, BN783 M12/12.3/30.3 SERRATED	F81056-17	1



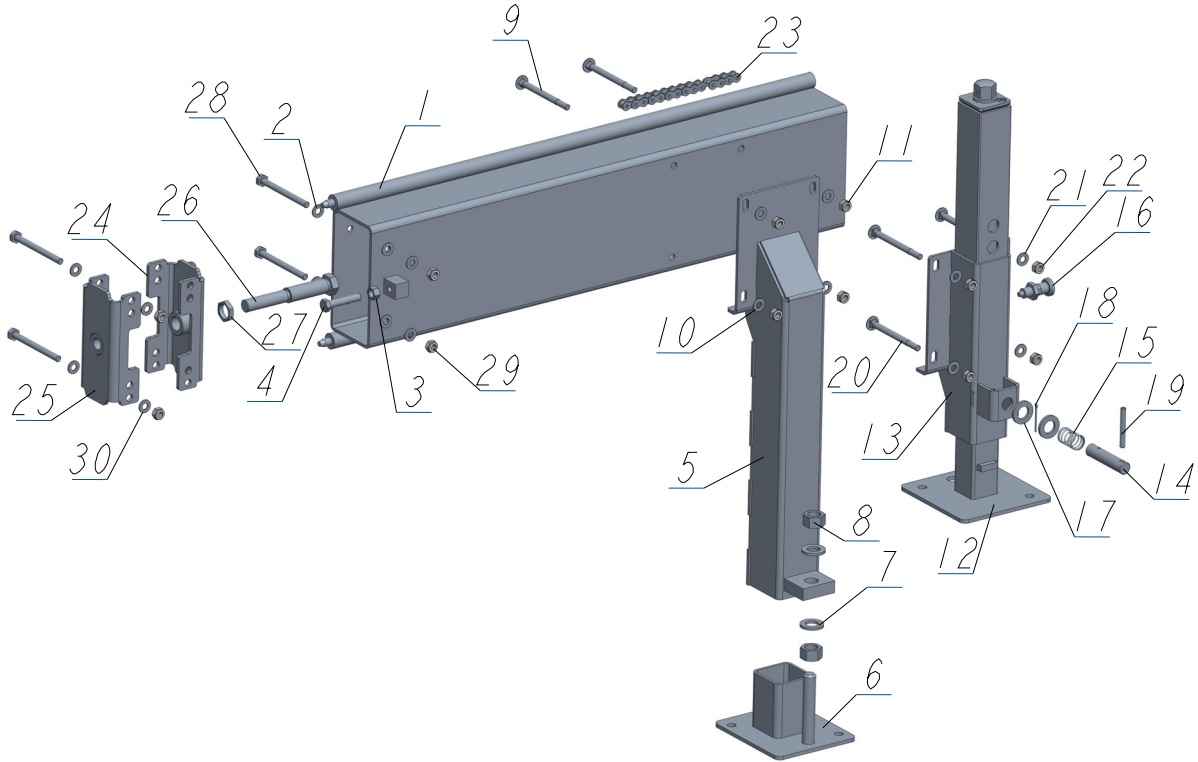
BED FRAME ASSEMBLY

Log Side Support (Manual)

	INSTRUCTION SHEET, SIDE SUPPORT ROLLER	015109-526	1	
--	--	------------	---	--

8.11 Bed Extension LT70 (0.9m) - Complete

540139_70_001_B
 540139_70_MANUAL



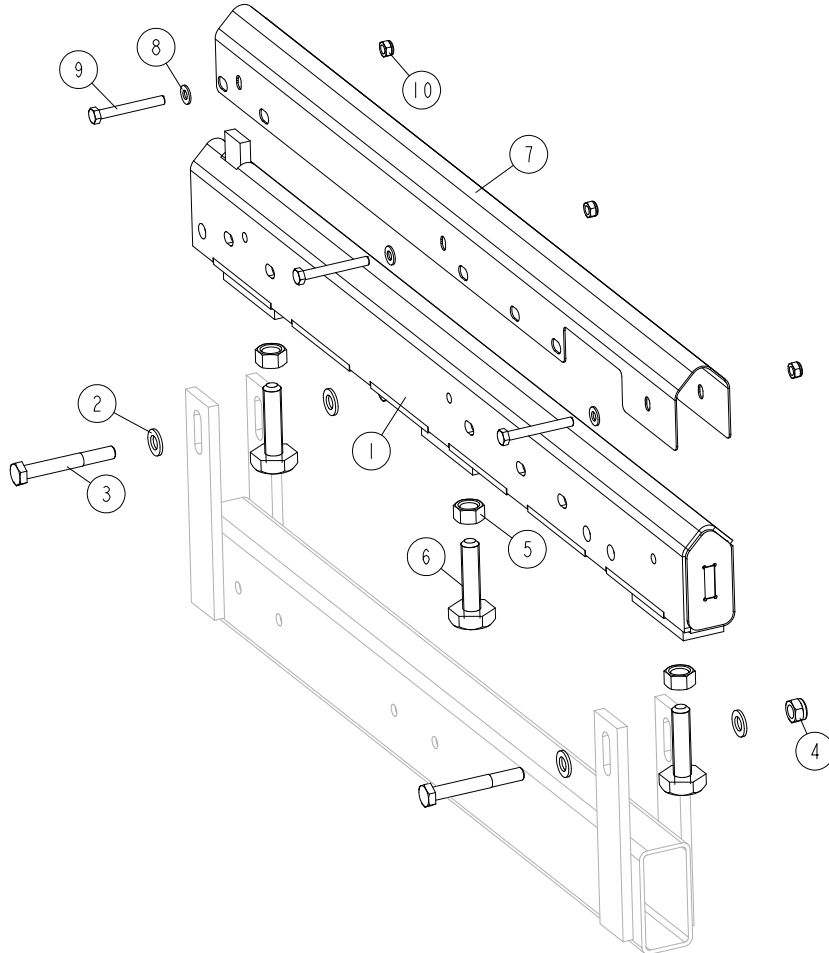
REF	DESCRIPTION (u indicates parts available in assemblies only)	PART #	QTY
-	EXTENSION, LT70 (0.9M) TRACK RAIL - COMP	540139-70	1
1	TUBE WELDMENT, 0.9M W/RODS	540138-1	1
2	WASHER, 10.5 FLAT ZINC	F81055-1	4
3	NUT, M12-8 ZINC	F81034-1	1
4	BOLT M12X60-8 HEX HEAD FULL THREAD ZINC	F81004-51	1
-	LEG, RIGHT ADJUSTABLE STATIONARY	501640	1
5	LEG, MAIN TUBE (HIGH)	507620-1	1
6	FOOT	586948-1	1
7	WASHER, 21 FLAT ZINC	F81059-2	2
8	NUT, M20-8 HEX ZINC	F81037-1	2
9	BOLT, M10X120 8.8 CARRIAGE ZINC	F81003-33	4
10	WASHER, 10.5 FLAT ZINC	F81055-1	4
11	NUT, M10-8-B NYLON HEX ZINC LOCK	F81033-1	4
-	LEG, COMPLETE FINE ADJUST OUTRIGGER	094584	1
12	FINE ADJUST OUTRIGGER LEG	093589	1
13	GUIDE, FINE ADJUST OUTRIGGER LEG	506114-1	1
14	PIN, OUTRIGGER PULL	087012-1	1
15	SPRING, ZINC	087040	1
16	PIN, DETENT	090197	1
17	WASHER, 21 FLAT ZINC	F81059-2	2

BED FRAME ASSEMBLY*Bed Extension LT70 (0.9m) - Complete*

REF	DESCRIPTION (u indicates parts available in assemblies only)	PART #	QTY	
18	PIN, S-ZN 4X25 COTTER	F81043-2	1	
19	PIN 8X65 ROLL	F81046-1	1	
20	BOLT, M10X120 8.8 CARRIAGE ZINC	F81003-33	4	
21	WASHER, 10.5 FLAT ZINC	F81055-1	4	
22	NUT, M10-8-B NYLON HEX ZINC LOCK	F81033-1	4	
23	CHAIN, 0.9M LT70	540147	1	
-	BRACE KIT BX	501340	1	
24	CONNECTOR, BX (M24) - WLDMT/PTD	500989-1	1	
25	CONNECTOR, BX (M20) - WLDMT/PTD.	501339-1	1	
26	BOLT, ZINC SPECIAL	087188-1	1	
27	NUT, M24X2 ZINC SPECIAL	087626-1	1	
28	BOLT, M10 X 115-8.8 HEX HEAD ZINC	F81003-19	4	
29	NUT, M10-8-B NYLON HEX ZINC LOCK	F81033-1	4	
30	WASHER, 10.5 FLAT ZINC	F81055-1	8	

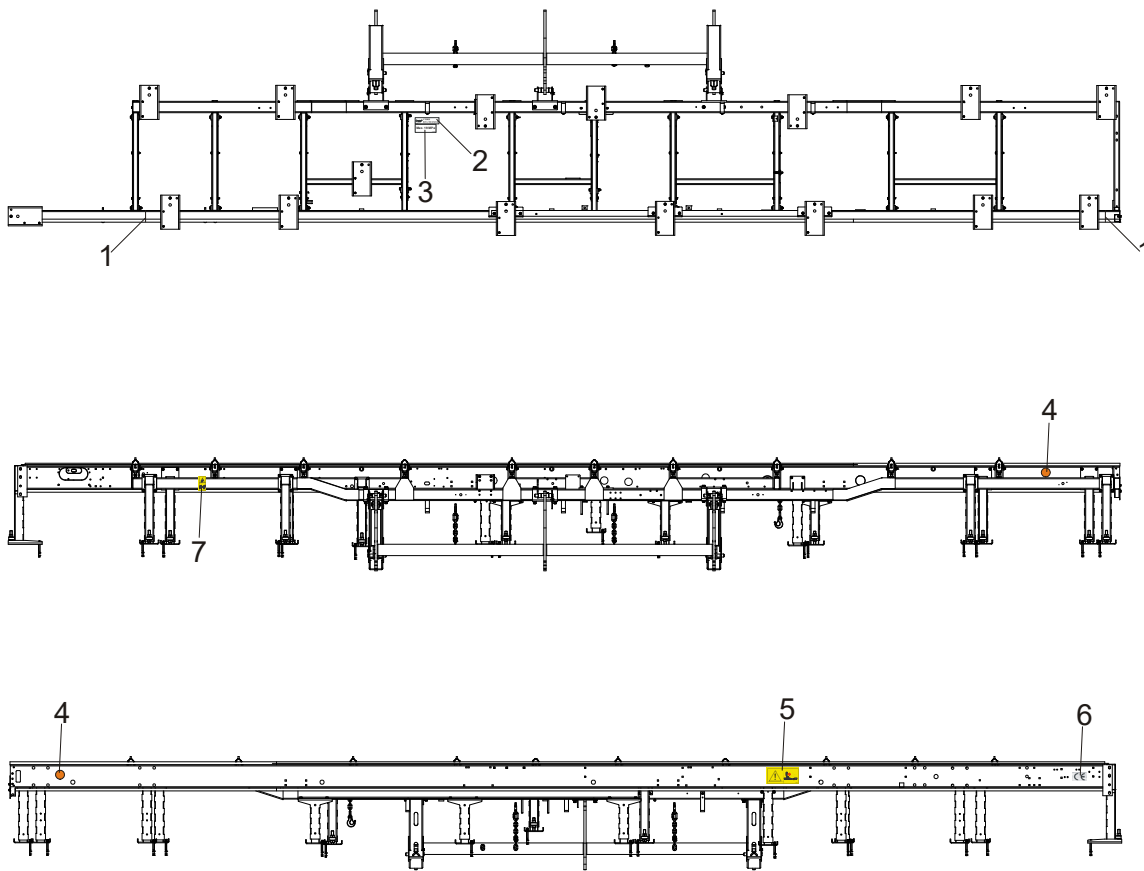
8.12 Angled Bed Rails for "L" Frame

568330_001
 568330



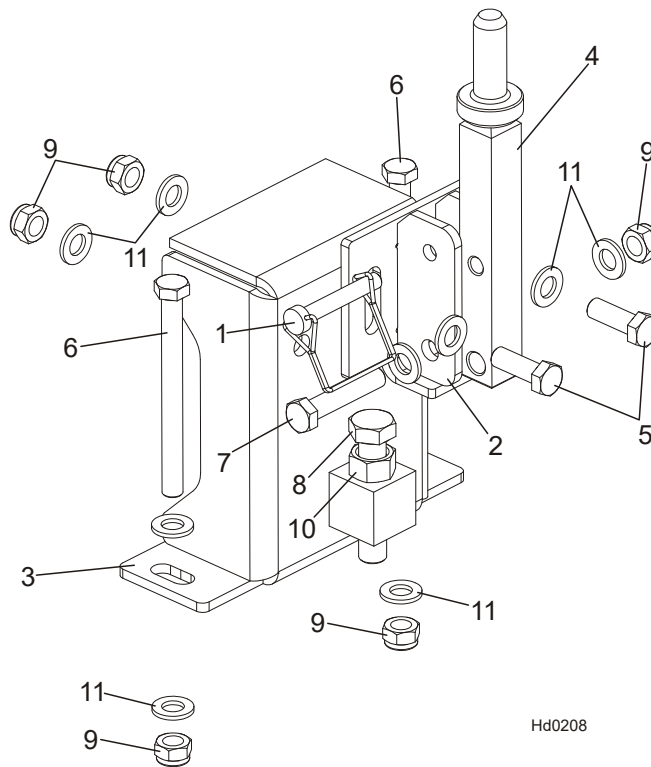
REF	DESCRIPTION (u indicates parts available in assemblies only)	PART #	QTY
1	RAIL, ADJUSTABLE ANGLED	521930	1
2	WASHER, 13 FLAT ZINC	F81056-1	4
3	BOLT, M12X90 8.8 HEX HEAD ZINC	F81004-2	2
4	NUT, M12-8 HEX NYLON ZINC LOCK	F81034-2	2
-	M16 BOLT W/NUT	516629	3
5	NUT, M16 5.8 HEX ZINC	F81036-5	1
6	BOLT, M16 BED RAIL ADJUSTMENT	505006	1
7	COVER, BED RAIL ("M-SUPER" & "L" FRAMES)	522979	1
8	WASHER, 8,4-FLAT ZINC	F81054-1	3
9	BOLT, M8X65-5,8 HEX HEAD ZINC	F81002-3	3
10	NUT, M8-8-B HEX NYLON ZINC LOCK	F81032-2	3

8.13 Bed Frame Decals



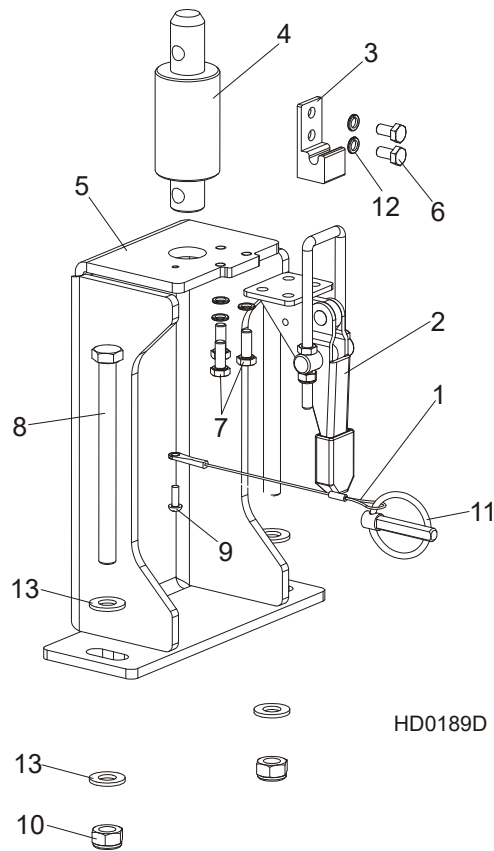
REF.	DESCRIPTION (◆ Indicates Parts Available in Assemblies Only)	PART #	QTY
1	DECAL, LOG LENGTH LIMIT	S12051	2
2	DECAL, HYDRAULIC OIL TYPE	096323	1
3	DECAL, HYDRAULIC WORKING PRESSURE	099524	1
4	DECAL, REFLECTOR, 2 DIA YELLOW	P07453	2
5	DECAL, SAWMILL TRAILER CAUTION (PICTOGRAM)	099542	1
6	DECAL, CE CERTIFIED SAWMILL, SMALL	P85070	1
7	DECAL, KEEP AWAY DANGER (PICTOGRAM)	099221	1

8.14 Saw Head Transport Bracket



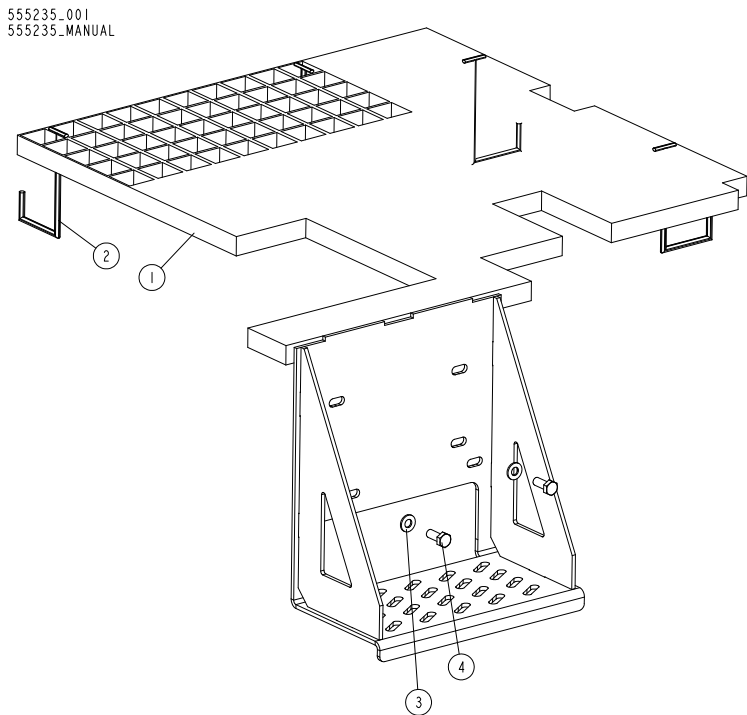
REF.	DESCRIPTION (◆ Indicates Parts Available In Assemblies Only)	PART #	QTY
	BRACKET, LT40LE25SAH15-3.0 SAW HEAD REST	504631	1
1	PIN, 3/8X2 1/4 SQ WIRE LOCK	014151	1
2	BRACKET WELDMENT	504634-1	1
3	REST WELDMENT, SAW HEAD	504641-1	1
4	PIN WELDMENT	504644-1	1
5	BOLT, M12x35-8.8 HEX HEAD FULL THREAD ZINC	F81004-24	2
6	BOLT, M12x130-8.8 HEX HEAD ZINC	F81004-36	2
7	BOLT, M12x60-8.8 HEX HEAD ZINC	F81004-5	1
8	BOLT, M16x80 8.8-B HEX HEAD FULL THREAD ZINC	F81006-11	1
9	NUT, M12-8 HEX NYLON ZINC LOCK	F81034-2	5
10	NUT, M16-5.8 HEX ZINC	F81036-1	1
11	WASHER, 13 FLAT ZINC	F81056-1	10

8.15 Saw Head Transport Bracket, LT70L



REF.	DESCRIPTION (◆ Indicates Parts Available in Assemblies Only)	PART #	QTY
	BRACKET, LT70L SAW HEAD REST W/LATCH CLAMP	502392	1
1	LANYARD, 3/64 X 6"	016030	1
2	CLAMP, GN851.2-320-T4 LATCH	094656	1
3	BRACKET, GN851.2-320-T4 ZINC-PLATED LATCH CLAMP	094659-1	1
4	PIN, LT20 SAW HEAD REST	097935-1	1
5	BRACKET, SAW HEAD REST	502389-1	1
6	BOLT, M6X12-8.8 HEX HEAD FULL THREAD ZINC	F81001-7	2
7	BOLT, M6X16 8.8 HEX HEAD FULL THREAD ZINC	F81001-15	3
8	BOLT, M10x125-8.8 HEX HEAD ZINC	F81003-18	2
9	SCREW, M4x12 5.8-B CROSS RECESSED PAN HEAD ZINC	F81011-43	1
10	NUT, M10-8-B HEX NYLON ZINC LOCK	F81033-1	2
11	PIN, 8 BN914 LINCH (BOSSARD 1364650)	F81046-2	1
12	WASHER, Z 6.1 SPLIT LOCK ZINC	F81053-3	5
13	WASHER, 10.5 FLAT ZINC	F81055-1	4

8.16 Inspection Platform for the Old Type Frame (Optional)



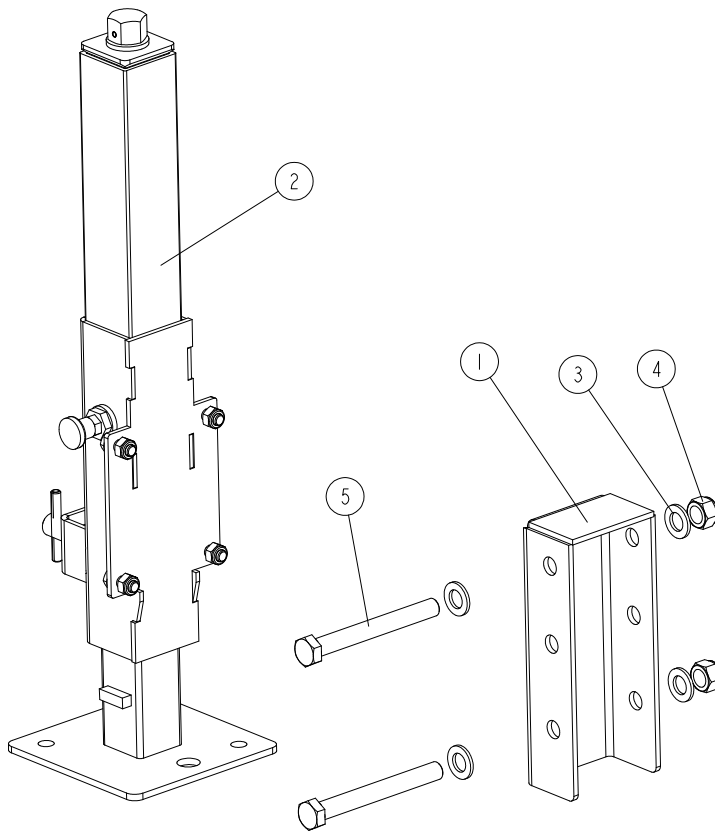
REF	DESCRIPTION (◆ indicates parts available in assemblies only)	PART #	QTY
-	PLATFORM, INSPECTION (FOR DRIVEN LOG LEVELLING ROLLER)	555235	1
1	PLATFORM, INSPECTION	555237-1	1
2	BRACKET, HOOK	085682	4
3	WASHER, 8.4 FLAT ZINC	F81054-1	2
4	BOLT, M8X20 8.8 HEX HEAD FULL THREAD ZIN	F81002-4	2

8 BED FRAME ASSEMBLY

Front Adjustable Leg (at the hitch)

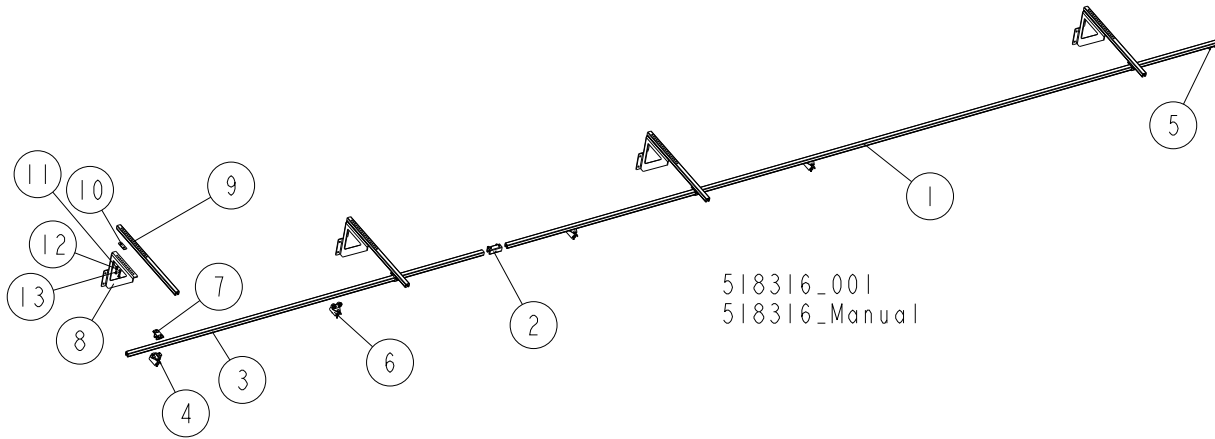
8.17 Front Adjustable Leg (at the hitch)

528370_001
528370_MANUAL



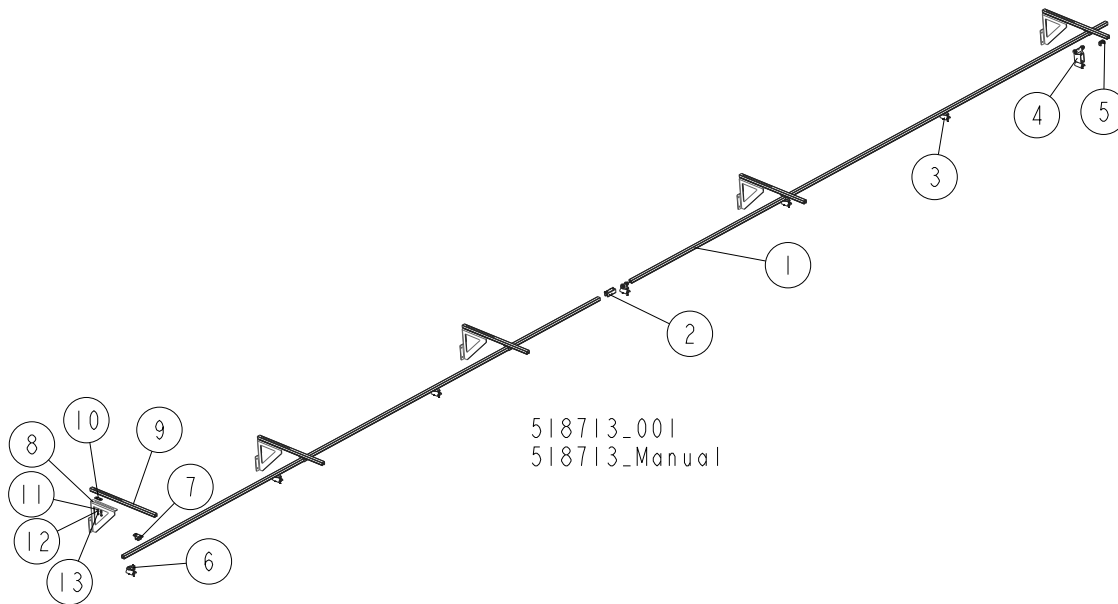
REF	DESCRIPTION (◆ indicates parts available in assemblies only)	PART #	QTY
-	LEG, FRONT ADJUSTABLE - COMPLETE	528370	1
1	BRACKET, LEG MOUNT	528368-1	1
2	LEG, COMPLETE SIDE	094583	1
3	WASHER, 17 ZINC FLAT	F81058-1	4
4	NUT, M16-8 HEX NYLON ZINC LOCK	F81036-2	2
5	BOLT, M16X140-8.8 HEX HEAD ZINC	F81006-4	2

8.18 Wall Mount Remote Set (Cutting Length of 6.5 m)



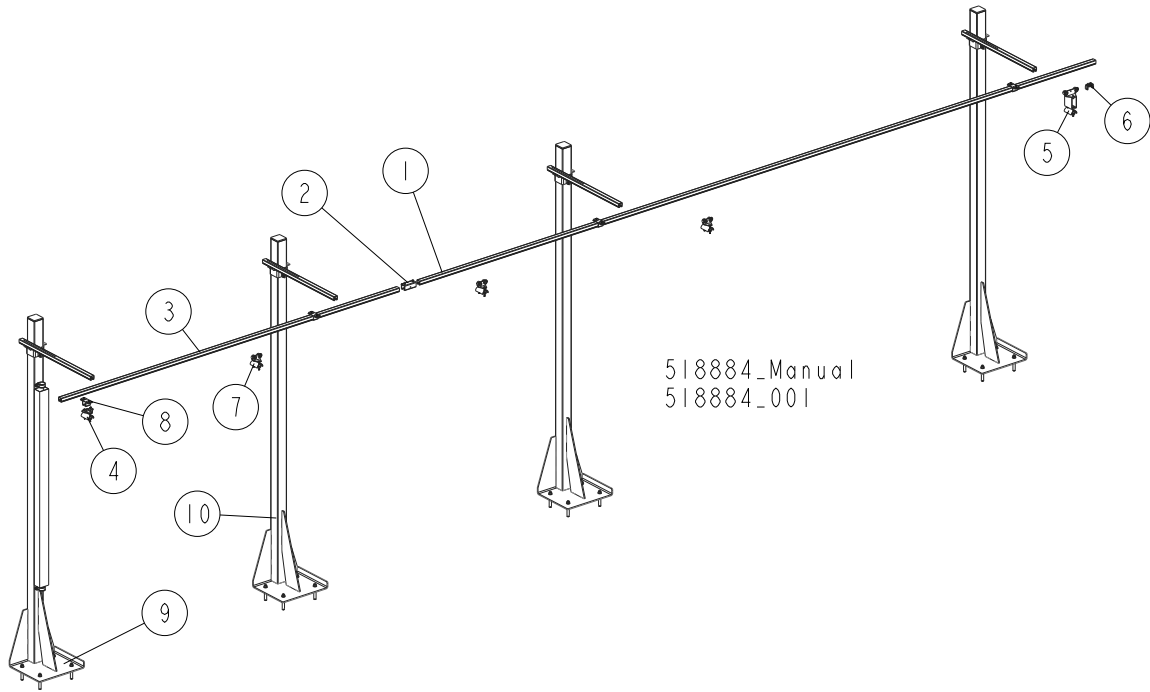
REF	DESCRIPTION (◆ indicates parts available in assemblies only)	PART #	QTY
	REMOTE SET - MOUNTED ON SIDE WALL (CUTTING LENGTH OF 6.5 M)	518316	1
	RAIL, COMPLETE GUIDE (CUTTING LENGTH OF 6.5 M)	518315	1
1	RAIL, 6 M C-PROFILE	518332	1
2	COUPLER, TRACK	518705	1
3	RAIL, 3 M C-PROFILE	518313	1
4	CLAMP, FLAT CABLE - END	518701	1
5	STOP, END	518700	1
6	TROLLEY, CABLE MOVING	518333	3
7	BRACKET, BOLT-ON	518702	4
	BRACKET KIT, WALL MOUNT	518724	4
8	BRACKET, WALL MOUNT	518728-1	1
9	ARM, RAIL BRACKET	518709	1
10	PLATE, ARM CLAMP	518885-1	1
11	WASHER, 8.4 FLAT ZINC	F81054-1	2
12	WASHER, 8.2 SPLIT LOCK ZINC	F81054-4	2
13	BOLT, M8X16 -8.8-B HEX HEAD FULL THREAD	F81002-20	2

8.19 Wall Mount Remote Set (Cutting Length of 6.5-10 m)



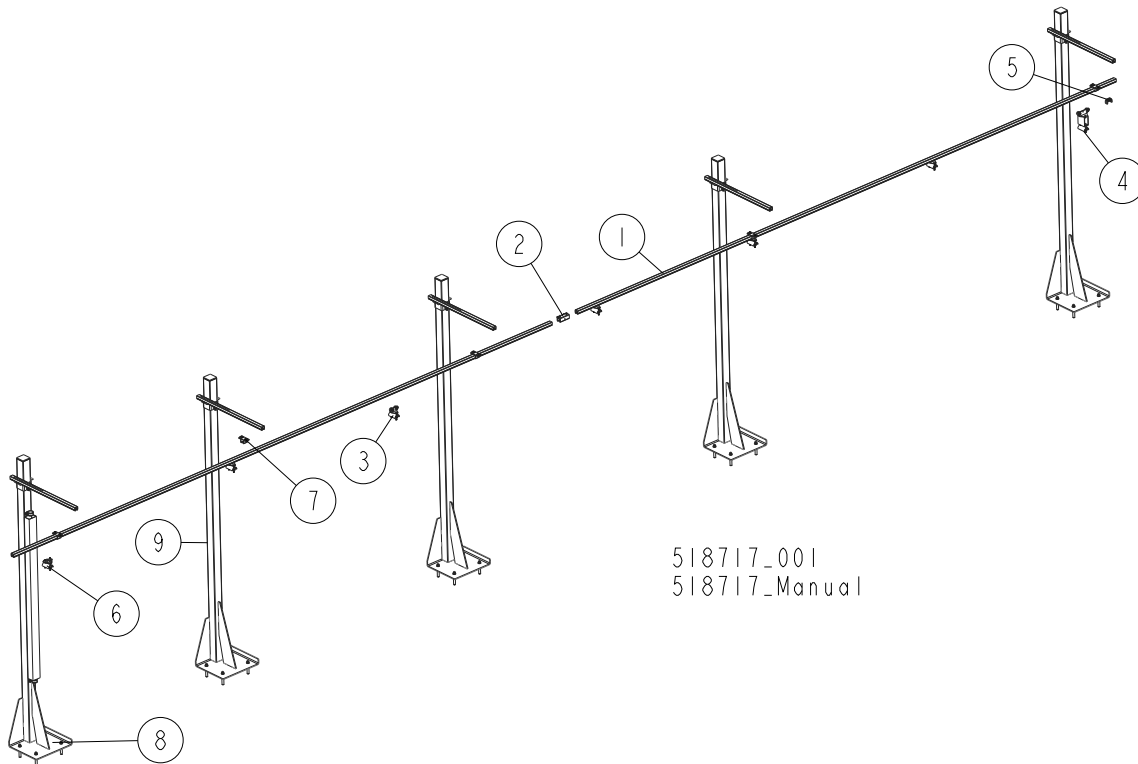
REF	DESCRIPTION (◆ indicates parts available in assemblies only)	PART #	QTY
	REMOTE SET, WALL MOUNT (CUTTING LENGTH OF 6.5-10 M)	518713	1
	RAIL, COMPLETE GUIDE (CUTTING LENGTH OF 6.5-10 M)	518704	1
1	RAIL, 6 M C-PROFILE	518332	2
2	COUPLER, TRACK	518705	1
3	TROLLEY, CABLE MOVING	518333	5
4	TROLLEY, TOWING	518334	1
5	STOP, END	518700	1
6	CLAMP, FLAT CABLE - END	518701	1
7	BRACKET, BOLT-ON	518702	5
8	BRACKET KIT, WALL MOUNT	518724	5
9	BRACKET, WALL MOUNT	518728-1	1
10	ARM, RAIL BRACKET	518709	1
11	PLATE, ARM CLAMP	518885-1	1
12	WASHER, 8.4 FLAT ZINC	F81054-1	2
13	WASHER, 8.2 SPLIT LOCK ZINC	F81054-4	2

8.20 4-Post Remote Set



REF	DESCRIPTION (◆ indicates parts available in assemblies only)	PART #	QTY
	REMOTE SET, 4-POST	518884	1
	RAIL, COMPLETE GUIDE (CUTTING LENGTH OF 6.5M)	518315	1
1	RAIL, 6 M C-PROFILE	518332	1
2	COUPLER, TRACK	518705	1
3	RAIL, 3 M C-PROFILE	518313	1
4	CLAMP, FLAT CABLE - END	518701	1
5	TROLLEY, TOWING	518334	1
6	STOP, END	518700	1
7	TROLLEY, CABLE MOVING	518333	3
8	BRACKET, BOLT-ON	518702	4
9	POST, GUIDE RAIL SUPPORT - COMPLETE See Section 8.18	520669	1
10	POST, GUIDE RAIL SUPPORT - COMPLETE See Section 8.17	518736	3

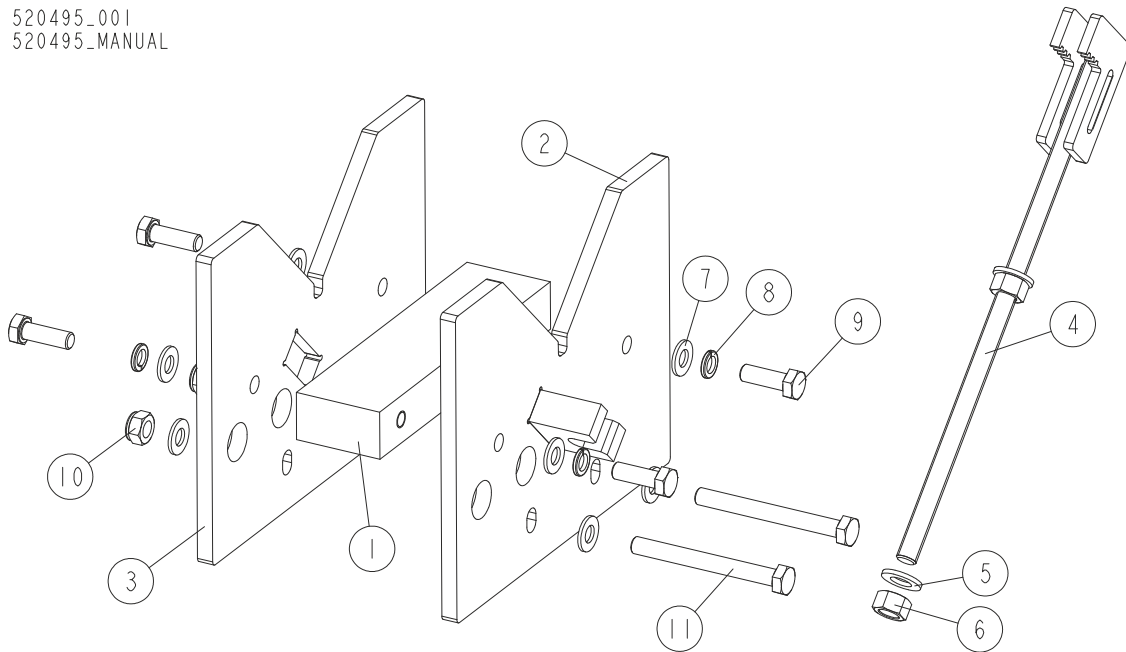
8.21 5-Post Remote Set



REF	DESCRIPTION (◆ indicates parts available in assemblies only)	PART #	QTY
	REMOTE SET, 5-POST	518717	1
	RAIL, COMPLETE GUIDE (CUTTING LENGTH OF 6.5-10 M)	518704	1
1	RAIL, 6 M C-PROFILE	518332	2
2	COUPLER, TRACK	518705	1
3	TROLLEY, CABLE MOVING	518333	5
4	TROLLEY, TOWING	518334	1
5	STOP, END	518700	1
6	CLAMP, FLAT CABLE - END	518701	1
7	BRACKET, BOLT-ON	518702	5
8	POST, GUIDE RAIL SUPPORT - COMPLETE See Section 8.18	520669	1
9	POST, GUIDE RAIL SUPPORT - COMPLETE See Section 8.17	518736	4

8.22 Octagonal Profile Sawing Tool (Option)

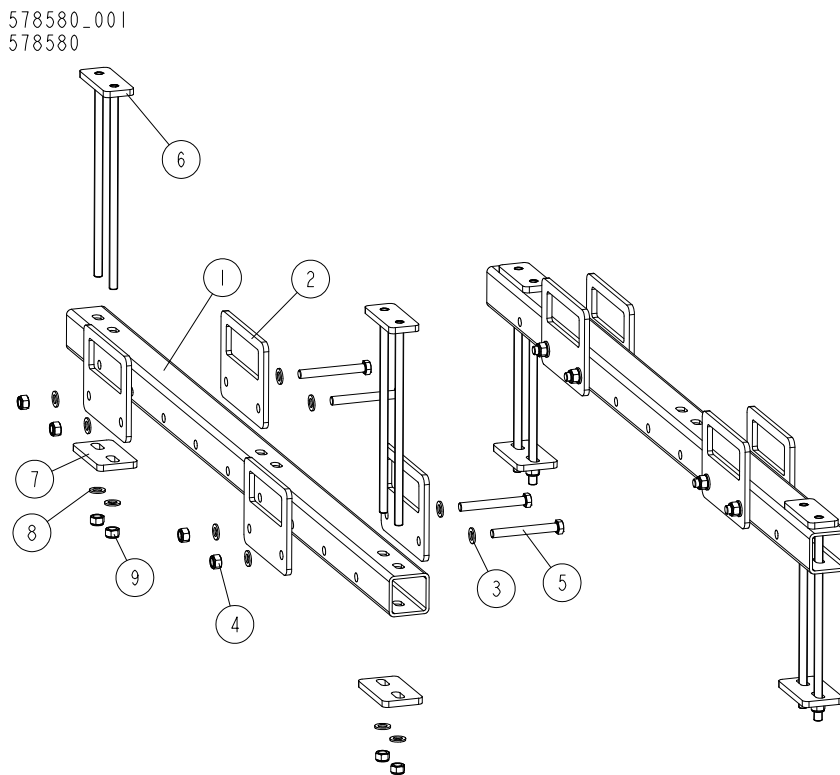
520495_001
 520495_MANUAL



REF	DESCRIPTION (◆ indicates parts available in assemblies only)	PART #	QTY
-	TOOL, OCTAGONAL PROFILE SAWING	520495	1
1	BAR, INSIDE	520490-1	1
2	PLATE, FRONT	520492-1	1
3	PLATE, MAIN	520489-1	1
4	ARM, CLAMP	520496-1	1
5	WASHER, 13 FLAT ZINC	F81056-1	2
6	NUT, M12-8-B HEX ZINC	F81034-1	2
7	WASHER, 10.5 FLAT ZINC	F81055-1	8
8	WASHER, Z 10.2 SPLIT LOCK ZINC	F81055-2	4
9	BOLT, M10X30-5.8 HEX HEAD FULL THREAD ZI	F81003-2	4
10	NUT, M10-8-B HEX NYLON ZINC LOCK	F81033-1	2
11	BOLT, M10X95-8.8-B HEX HEAD ZINC	F81003-71	2

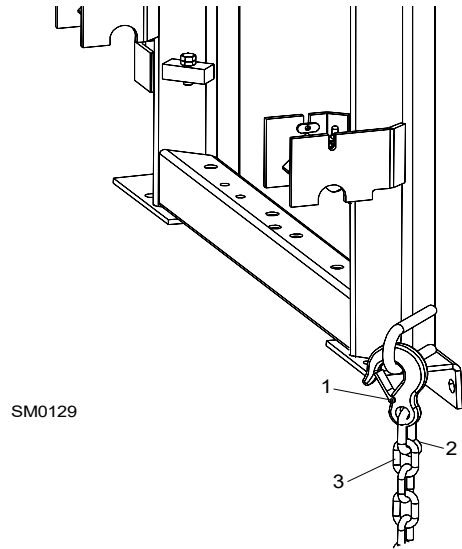
8 **BED FRAME ASSEMBLY**
Sawmill Transport Bracket Assembly (Option)

8.23 Sawmill Transport Bracket Assembly (Option)



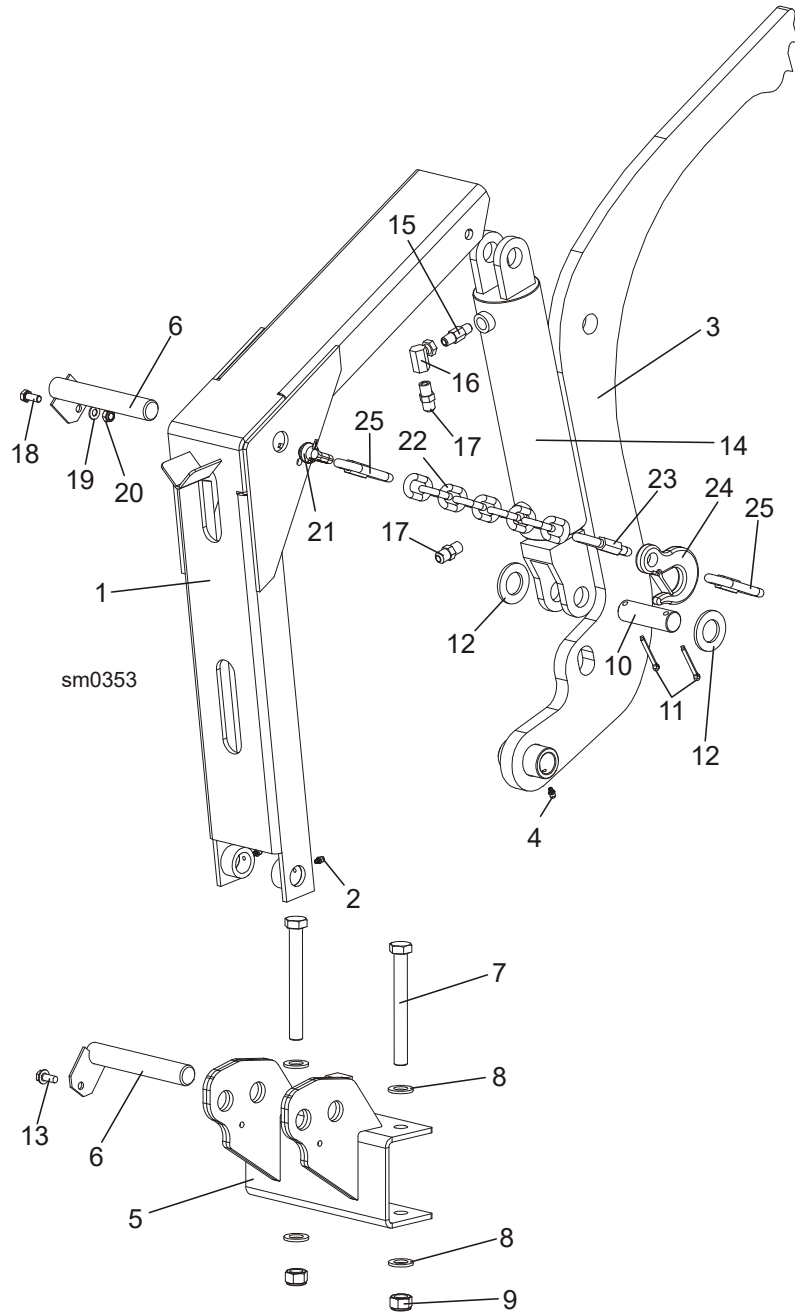
REF	DESCRIPTION (u indicates parts available in assemblies only)	PART #	QTY
-	TRANSPORT BRACKET ASSEMBLY, SAWMILLS	578580	1
-	BRACKET, TRANSPORT	578566	2
1	TUBE, TRANSPORT	578567-1	1
2	PLATE, TRANSPORT BRACKET	578569-1	4
3	WASHER, 17 FLAT ZINC	F81058-1	8
4	NUT, M16-8 HEX NYLON ZINC LOCK	F81036-2	4
5	BOLT, M16X130-8.8 HEX HEAD ZINC	F81006-35	4
-	CLAMP, FRAME	578572	2
6	PLATE	578577-1	1
7	PLATE, TRANSPORT BRACKET	578568-1	1
8	WASHER, 17 FLAT ZINC	F81058-1	2
9	NUT, M16-8 HEX NYLON ZINC LOCK	F81036-2	2

8.24 Tie Down Chain Assembly



REF.	DESCRIPTION (◆ indicates parts available in assemblies only)	PART #	QTY
	CHAIN ASSEMBLY, TIE DOWN	A04376-1	1
1	HOOK, 5/8 SAFETY CHAIN	P12075	1
2	Link, 10 Chain	100767	1
3	Chain, N-10 x 35, 6-Link	100951	1

8.25 Log Loader. 090204 (Single Arm)

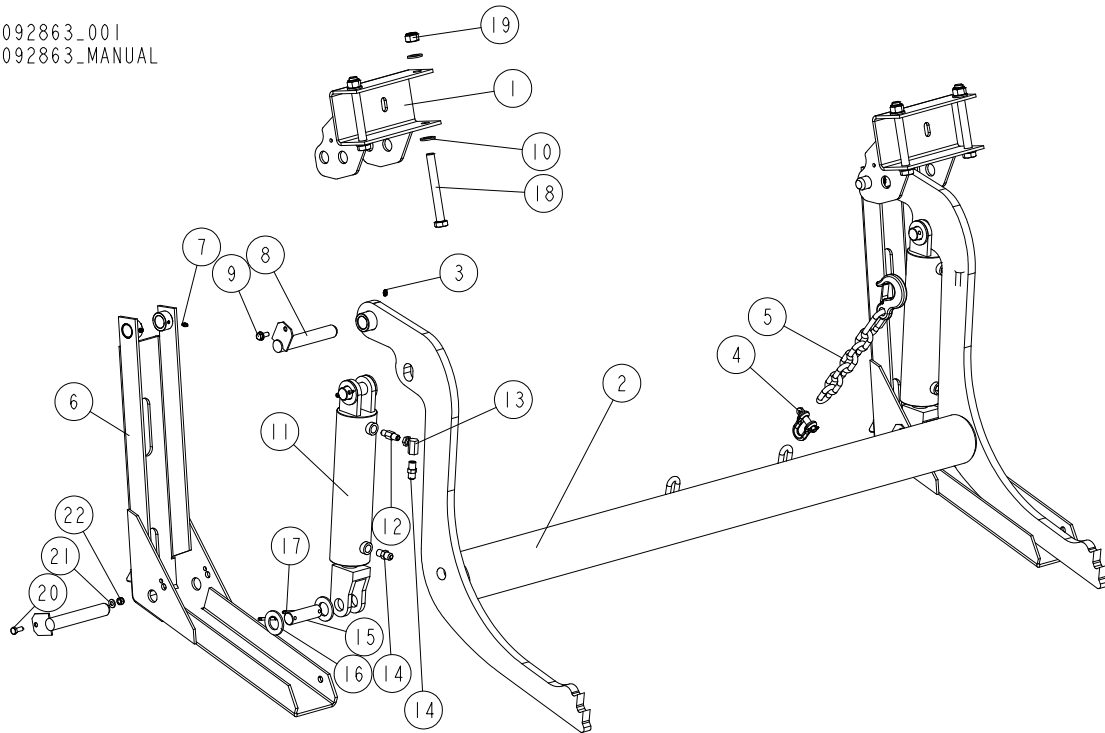


REF.	DESCRIPTION (◆ Indicates Parts Available In Assemblies Only)	PART #	QTY
	LOG LOADER - SINGLE ARM	090204	1
	CHANNEL, LOG LOADER FOOT COMPLETE	090049	1
1	CHANNEL WELDMENT, LOG LOADER FOOT	090048-1	1
2	FITTING, 3/16" STRAIGHT GREASE	P04107	2
	LOG LOADER SINGLE ARM (9 5M FRAME)	090051	1
3	ARM WELDMENT, LOG LOADER	089657-1	1
4	FITTING, 3/16" STRAIGHT GREASE	P04107	1
5	BRACKET WELDMENT, SINGLE LOADING ARM	089841-1	1
6	PIN WELDMENT, LOG LOADER ZINC-PLATED	099127-1	2
7	BOLT, M16x140-8 8 HEX HEAD ZINC	F81006-4	2

8	WASHER, 17 FLAT ZINC	F81058-1	4	
9	NUT, M16-8 HEX NYLON ZINC LOCK	F81036-2	2	
10	PIN, HYDRAULIC CYLINDER ZINC-PLATED	086979-1	1	
11	FITTING, 3/8JIC TEE	F81043-31	2	
12	WASHER, 28 FLAT ZINC	F81061-1	2	
13	SCREW, 5/16-18 x 3/4 SELF-TAPPING	F05015-30	1	
	CYLINDER ASSEMBLY, LOG LOADING	015562	1	
14	CYLINDER, CJ-S95-16-70/32/203 HYDRAULIC	088680	1	
15	FITTING, 1/4NPT VELOCITY FUSE 5 0GPM	015750	1	
16	FITTING, 1/4NPT-1/4JIC SWIVEL ELBOW	P12199	1	
17	FITTING, 3/8JIC-1/4NPT STRAIGHT	015560	2	
18	BOLT, M8x20-8 8-B HEX HEAD FULL THREAD ZINC	F81002-4	1	
19	WASHER, 8 4 FLAT ZINC	F81054-1	1	
20	NUT, M8-8-B HEX NYLON ZINC LOCK	F81032-2	1	
21	SHACKLE, M12 TYPE C DIN 82101	086540	1	
	CHAIN, SINGLE LOADING ARM (9.5M FRAME)	090090-1	1	
22	CHAIN, 9.5M SINGLE LOADING ARM	090090	1	
23	LINK "10"	100767	1	
24	HOOK, 5/8 SAFETY CHAIN	P12075	1	
25	LINK "10"	100767	2	

8.26 Log Loader (Part No. 092863)

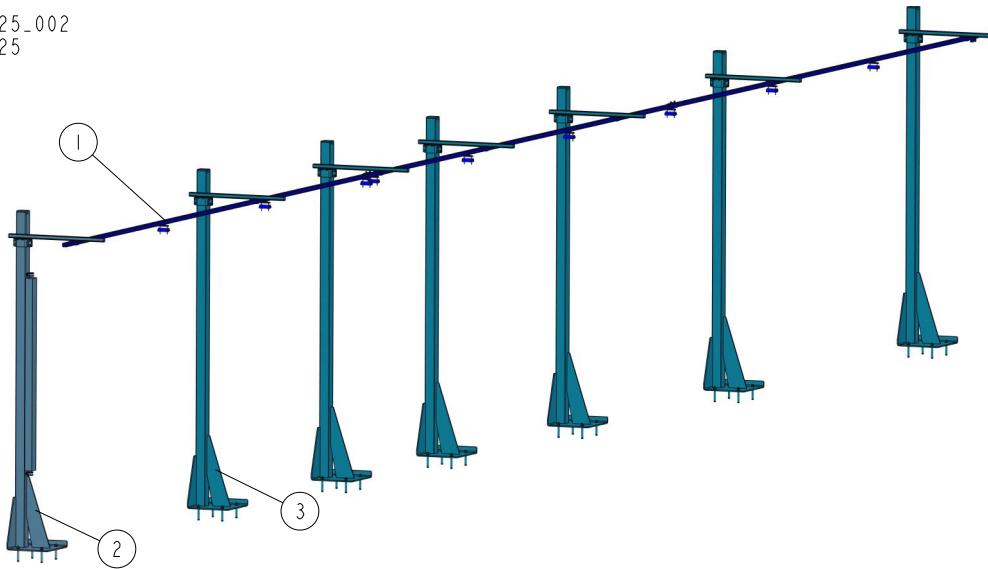
092863_001
092863_MANUAL



REF	DESCRIPTION (◆ indicates parts available in assemblies only)	PART #	QTY
-	LOADER KIT, HYDRAULIC LOG, S/M FRAME	092863	1
1	BRACKET, LOG LOADER M-FRAME SUPER	500747-1	2
-	ARM, HYDRAULIC LOG LOADING COMPLETE	090044	1
2	LOADER WELDMENT, LOG	090006-1	1
3	FITTING, 3/16" STRAIGHT GREASE	P04107	2
4	SHACKLE, M12 TYP C DIN 82101	086540	1
5	CHAIN, TIE DOWN ASSEMBLY	A04376	1
-	FOOT ASSEMBLY, LOG LOADER 9,5M FRAME	090049	2
6	FOOT, LOG LOADER	090048-1	1
7	FITTING, 3/16" STRAIGHT GREASE	P04107	2
8	PIN, 25.4X158 W/ZINC PLATE	099127-1	4
9	SCREW, 5/16-18 X 3/4 SELF-TAPPING	F05015-30	2
10	WASHER, 17 ZINC FLAT	F81058-1	8
-	Cylinder AssEMBLy, Log Loading Super	015562	2
11	CYLINDER, CJ-S95-16-70/32/203 HYDRAULIC	088680	1
	GASKET, WM 70/32H178AU(088589)(088680)	589503-S	1
12	FITTING, 1/4 NPT 4.0 GPM VELOCITY FUSE	015750	1
13	FITTING, #9455X4X4 90 DEG. SWIVEL ELBOW	P12199	1
14	FITTING, 3/8JIC-1/4 NPT STRAIGHT	015560	2
15	PIN, HYDRAULIC CYLINDER ZINC-PLATED	086979-1	4
16	WASHER, 28 ZINC FLAT	F81061-1	8
17	PIN, 5X40 COTTER	F81043-31	5

REF	DESCRIPTION (◆ indicates parts available in assemblies only)	PART #	QTY	
18	BOLT, M16X140-8.8 HEX HEAD ZINC	F81006-4	4	
19	NUT, M16-8 HEX NYLON ZINC LOCK	F81036-2	4	
20	BOLT, M8X20-8.8-B HEX HEAD FULL THREAD Z	F81002-4	2	
21	WASHER, 8.4 ZINC FLAT	F81054-1	2	
22	NUT, M8-8-B HEX NYLON ZINC LOCK	F81032-2	2	

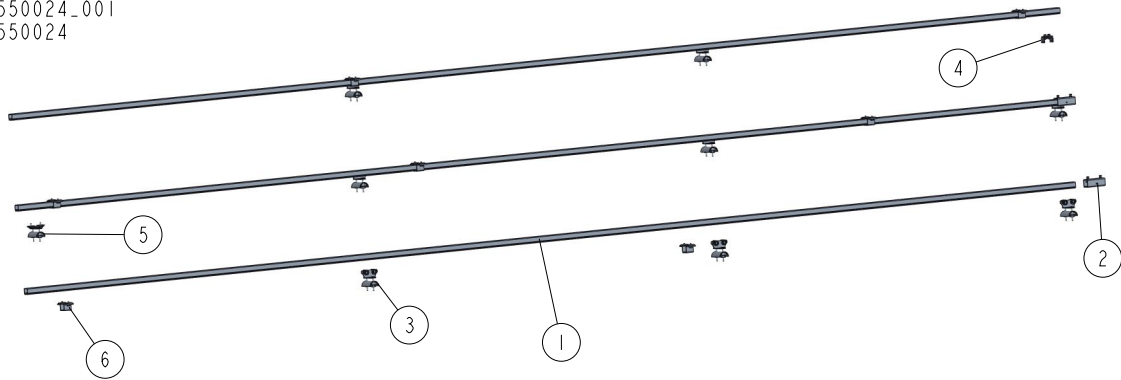
8.27 7-Post Remote Set 550025

550025_002
550025

REF	DESCRIPTION (◆ indicates parts available in assemblies only)	PART #	QTY	
-	REMOTE SET, 7-POST	550025	1	
1	RAIL, COMPLETE GUIDE - CUTTING LENGTH (10,5-15M) See Section 8.28	550024	1	
2	POST, GUIDE RAIL SUPPORT - COMPLETE See Section 8.29	520669	1	
3	POST, GUIDE RAIL SUPPORT - COMPLETE See Section 8.30	518736	6	

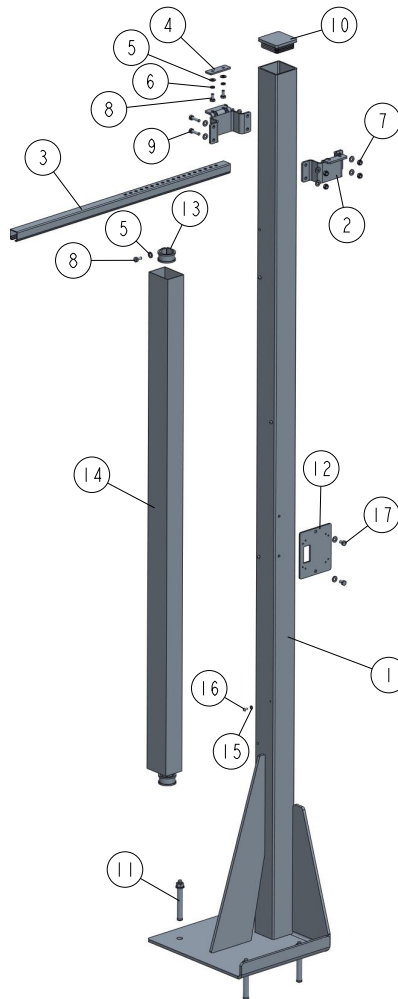
8.28 Guide Rail 550024

550024_001
550024



REF	DESCRIPTION (◆ indicates parts available in assemblies only)	PART #	QTY
-	RAIL, COMPLETE GUIDE - CUTTING LENGTH (10,5-15M)	550024	1
1	RAIL, 6 M C-PROFILE	518332	3
2	COUPLER, TRACK	518705	2
3	TROLLEY, CABLE MOVING	518333	8
4	STOP, END	518700	1
5	CLAMP, FLAT CABLE - END	518701	1
6	BRACKET, BOLT-ON	518702	7

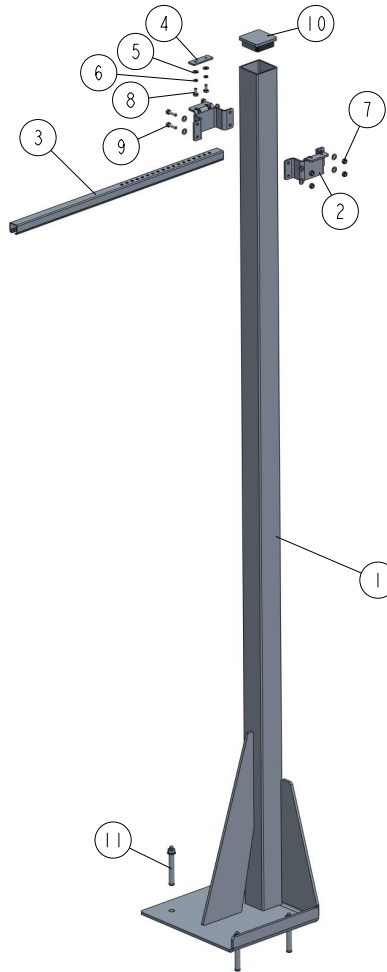
8.29 Guide Rail Support Post 520669

520669_001
520669

REF	DESCRIPTION (◆ indicates parts available in assemblies only)	PART #	QTY
-	POST, GUIDE RAIL SUPPORT - COMPLETE	520669	1
1	POST WELDMENT W/HOLES	520667-1	1
2	BRACKET, 80X80 TUBE WRAP	518725-1	2
3	ARM, RAIL BRACKET	518709	1
4	PLATE, ARM CLAMP	518885-1	1
5	WASHER, 8.4 FLAT ZINC	F81054-1	14
6	WASHER 8,2 SPLIT LOCK ZINC	F81054-4	2
7	NUT, M8-8-B HEX NYLON ZINC LOCK	F81032-2	4
8	BOLT, M8X16-8.8-B HEX HEAD FULL THREAD Z	F81002-20	4
9	BOLT, M8X30-5.8-B HEX HEAD FULL THREAD Z	F81002-2	4
10	CAP, HR FRAME	089644	1
11	PIN, LT 16X120	501877	4
12	PLATE, SOCKET MOUNT	517664-1	1
13	CLAMP, RSGU 1.42/20 W1 METAL & RUBBER	F81087-3	2
14	DUCT, CABLE	520670	1
15	WASHER, M5, FLAT ZINC	F81052-1	4
16	SCREW, M5X10-8.8 CROSS RECESSED PAN HEAD	F81000-13	4
17	BOLT, M8X12-8.8 HEX HEAD FULL THREAD ZIN	F81002-6	2

8.30 Guide Rail Support Post 518736

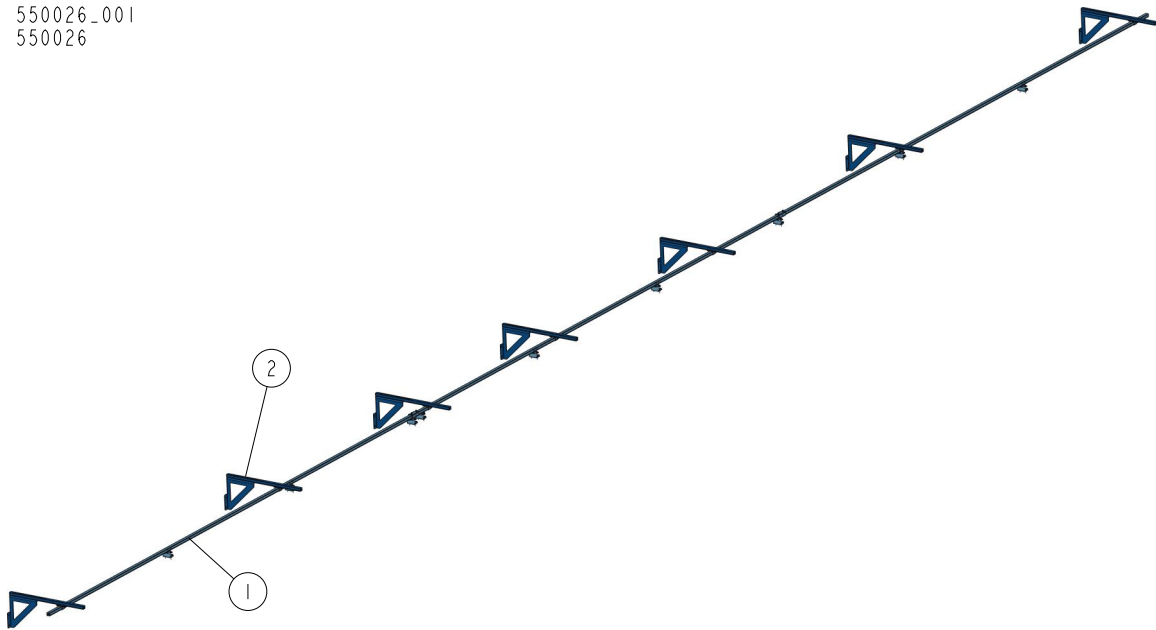
518736_001
518736



REF	DESCRIPTION (◆ indicates parts available in assemblies only)	PART #	QTY
-	POST, GUIDE RAIL SUPPORT - COMPLETE	518736	1
1	POST, GUIDE RAIL SUPPORT	518707-1	1
2	BRACKET, 80X80 TUBE WRAP	518725-1	2
3	ARM, RAIL BRACKET	518709	1
4	PLATE, ARM CLAMP	518885-1	1
5	WASHER, 8.4 FLAT ZINC	F81054-1	10
6	WASHER 8,2 SPLIT LOCK ZINC	F81054-4	2
7	NUT, M8-8-B HEX NYLON ZINC LOCK	F81032-2	4
8	BOLT, M8X16-8.8-B HEX HEAD FULL THREAD Z	F81002-20	2
9	BOLT, M8X30-5.8-B HEX HEAD FULL THREAD Z	F81002-2	4
10	CAP, HR FRAME	089644	1
11	PIN, LT 16X120	501877	4

8.31 Wall Mount Remote Set 550026

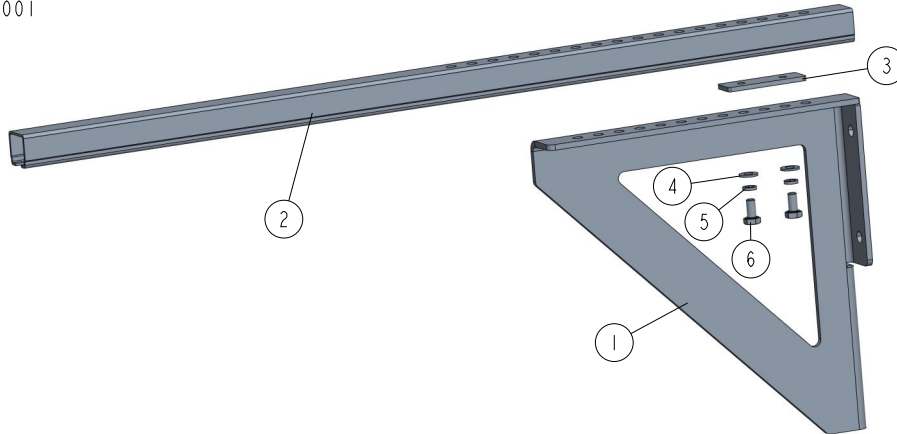
550026_001
550026



REF	DESCRIPTION (◆ indicates parts available in assemblies only)	PART #	QTY	
-	REMOTE SET, WALL MOUNT (CUTTING LENGTH OF 10,5-15 M)	550026	1	
1	RAIL, COMPLETE GUIDE - CUTTING LENGTH (10,5-15M) See Section 8.28	550024	1	
2	BRACKET KIT, WALL MOUNT See Section 8.32	518724	7	

8.32 Wall Mount Bracket Kit 518724

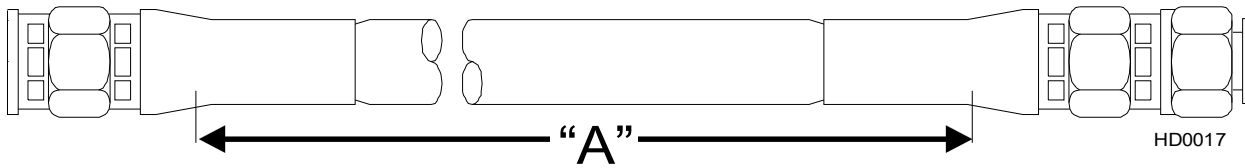
518724_001
518724



REF	DESCRIPTION (◆ indicates parts available in assemblies only)	PART #	QTY
-	BRACKET KIT, WALL MOUNT	518724	1
1	BRACKET, WALL MOUNT	518728-1	1
2	ARM, RAIL BRACKET	518709	1
3	PLATE, ARM CLAMP	518885-1	1
4	WASHER, 8.4 FLAT ZINC	F81054-1	2
5	WASHER 8,2 SPLIT LOCK ZINC	F81054-4	2
6	BOLT, M8X16-8.8-B HEX HEAD FULL THREAD Z	F81002-20	2

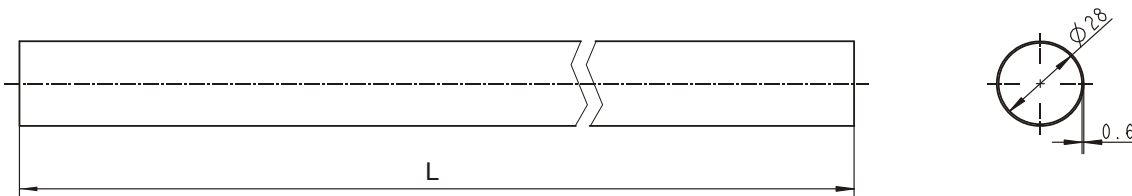
SECTION 9 HYDRAULIC SYSTEM

9.1 Hydraulic Hoses, LT20L/LT40L/LT70L AH



COLOR CODE	LENGTH (m)	DESCRIPTION (◆ Indicates Parts Available In Assemblies Only)	PART #	QTY
GREEN	1.305	3/8" TEE FITTING / 3RD LOADER ARM, CYLINDER BOTTOM	089808	1
RED	1.305	3/8" TEE FITTING / OIL FLOW DIVIDER	089808	1
GREEN	2.155	3/8" TEE FITTING / 1ST LOADER ARM, CYLINDER BOTTOM	091844	1
BLUE	1.205	3/8" TEE FITTING/ OIL FLOW DIVIDER	504834	1
NONE	10.205	1/4" POWER ROLLER UP/DOWN	506988	2
SILVER/BROWN	9.705	1/4" POWER ROLLER - ROLLER DRIVE - MOTOR	506989	2
NONE/ PINK	7.205	3/8" SIDE SUPPORTS UP/DOWN	506990	2
BROWN/ CHERRY RED	3.755	3/8" SIDE SUPPORTS TO LOG TURNER	506991	2
RED/BLUE	9.755	1/4" CONTROL BOX TO 2ND CLAMP UP/DOWN	506992	2
ORANGE/WHITE	9.605	1/4" CONTROL BOX TO 2ND CLAMP IN/OUT	506993	2
GREEN	9.005	1/4" MIDDLE CLAMP TOP	506994	1
YELLOW	8.705	1/4" MIDDLE CLAMP BOTTOM	506995	1
WHITE	7.775	3/8" MIDDLE CLAMP FRONT END	506996	1
ORANGE	7.605	3/8" MIDDLE CLAMP REAR END	506997	1
CHERRY RED/BLACK	7.205	1/4" 2ND TOE BOARD UP/DOWN	506998	2
CHERRY RED//BLACK	5.905	1/4" 1ST TOE BOARD UP/DOWN	506999	2
RED/BLUE	6.905	1/4" 1ST LOG CLAMP UP/DOWN	507000	2
ORANGE/WHITE	6.005	1/4" 1ST LOG CLAMP IN/OUT	507001	2
BLUE/RED	7.605	3/8" CONTROL BOX - LOG LOADER/LOG DECK	507002	1
YELLOW	2.305	3/8" TEE FITTING / 1ST LOADER ARM, CYLINDER BOTTOM	507003	1
YELLOW	0.905	3/8" TEE FITTING / 2ND LOADER ARM, CYLINDER TOP	507004	1
YELLOW	1.355	3/8" TEE FITTING / 3RD LOADER ARM, CYLINDER TOP	507005	1
BLUE	1.005	3/8" TEE FITTING - TEE FITTING	507006	1
GREEN	0.805	3/8" TEE FITTING / 2ND LOADER ARM, CYLINDER BOTTOM	507181	1

Protective Conduits, LT70 Series A/DH Hydraulic Hoses



LENGTH "L"	DESCRIPTION (◆ Indicates Parts Available In Assemblies Only)	PART #	QTY
0.70	PROTECTIVE CONDUIT, LOG TURNER HOSE	099761	2
0.28	PROTECTIVE CONDUIT, IN/OUT CYLINDER HOSE - BOTTOM	099762	1

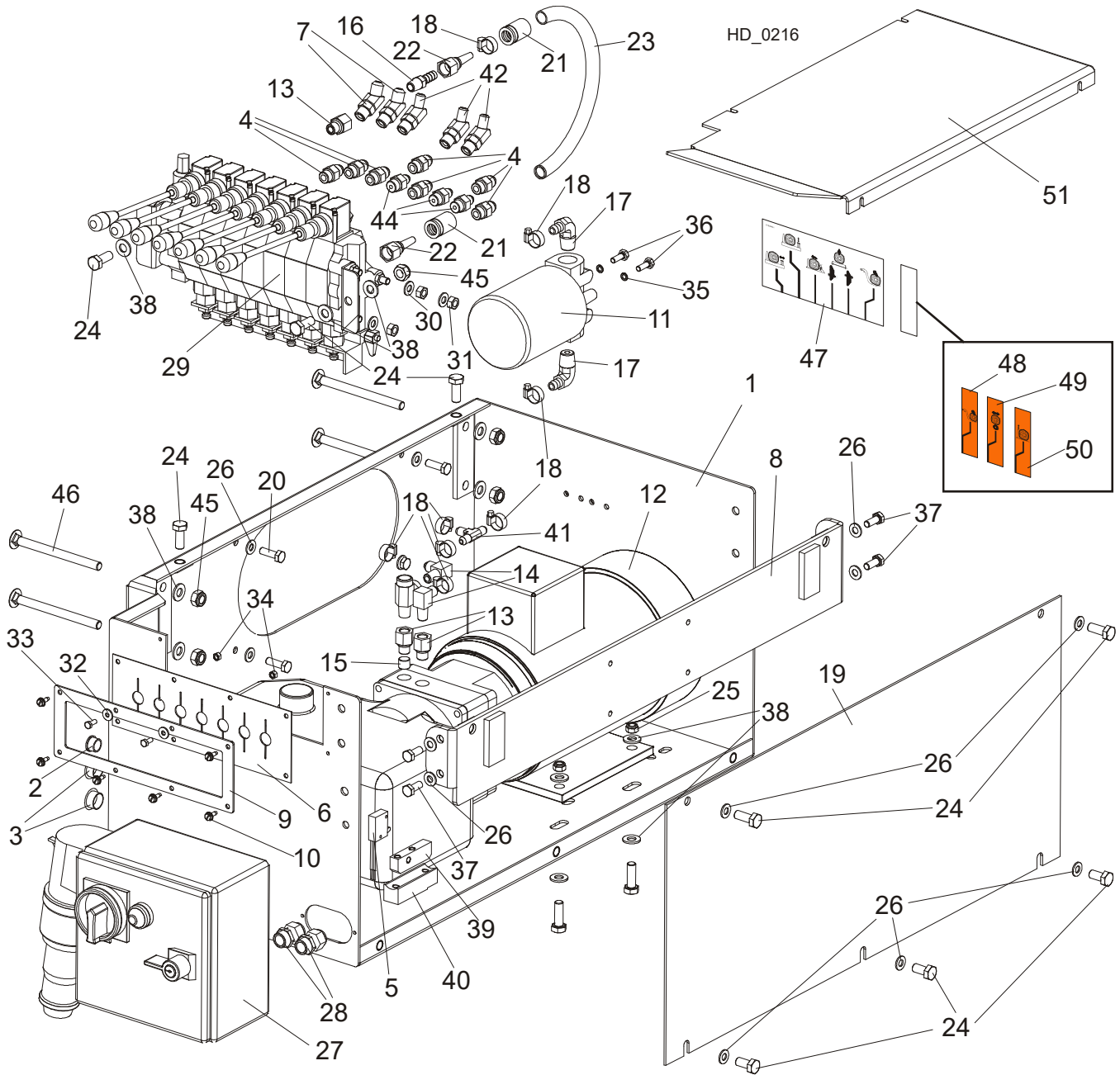


HYDRAULIC SYSTEM

Hydraulic hoses, LT20L/LT40L/LT70L AH

0.45	PROTECTIVE CONDUIT, IN/OUT CYLINDER HOSE - TOP	099763	1	
1.35	PROTECTIVE CONDUIT, UP/DOWN CYLINDER HOSE - BOTTOM	099764	1	
1.65	PROTECTIVE CONDUIT, UP/DOWN CYLINDER HOSE - TOP	099765	1	

9.2 Hydraulic Control Box, LT20L/LT40L/70L AH7



REF.	DESCRIPTION (◆ Indicates Parts Available In Assemblies Only)	PART #	QTY
	BOX, AH 7-SECTION LT40/70 HYDRAULIC	510563	1
1	BOX WELDMENT, 7-SECTION HYDRAULIC	510564-1	1
2	BUSHING, 15.9 UB625 CONDUIT	086816	1
3	CAP, 1086 DIA. 22.2 HOLE	093544	2
4	FITTING, 3/8JIC - 3/8 O-RING	014687	7
5	Switch, 2A 125V R-Lever NO/NC/Com	014765	1
6	GUARD, 7-SECTION HYD. VALVE RUBBER	510566	1
7	FITTING, 45DEG. #6SAE ELBOW	015489	2
8	BRACKET, AC HYDRAULIC BOX	086518-1	1



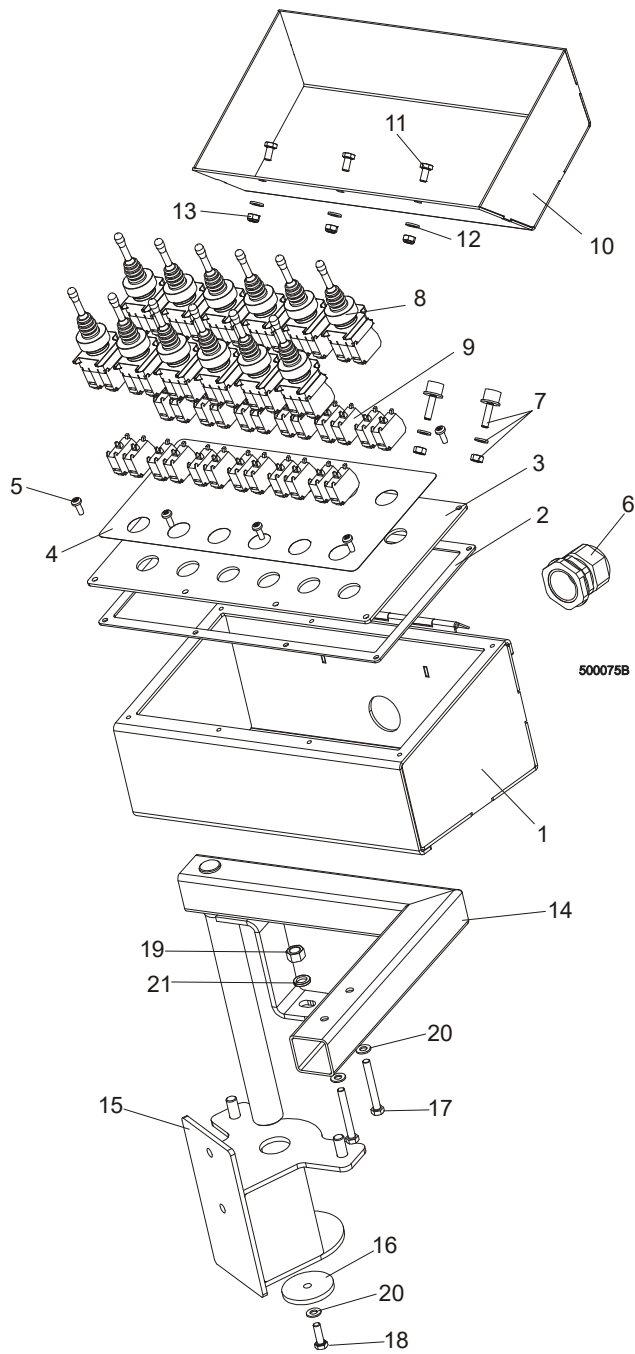
HYDRAULIC SYSTEM

Hydraulic Control Box, LT20L/LT40L/70L AH7

9	PLATE, RUBBER GUARD MOUNTING	510567-1	1	
10	SCREW, #10-24x1/2 SELF-TAPPING	f05015-7	5	
11	Manifold, W/Filter	P22683	1	
12	HYDRAULIC PUMP W/MOTOR, AC 4KW 14.5L/MIN	500958	1	
13	Fitting, 6SAE Male-1/4NPT Female	014686	3	
14	Fitting, 3/8JIC-1/4NPT 90L	015491	2	
15	PLUG, TN 192-1/4NPT W/EXTERNAL THREAD	096221	2	
16	Fitting, 1/4NPT-3/8 Barb	014685	1	
17	Fitting, 1/2NPT-3/8 Barb Elbow	p12707	2	
18	CLAMP, 11/16 WORM	061807	8	
19	PANEL, AC HYDRAULIC BOX FRONT	086484-1	1	
20	BOLT, M8x25-8.8-B HEX HEAD FULL THREAD ZINC	F81002-5	4	
	HOSE, 2T3/8X0.533 W9/16UNF-W9/16UNF HYDRAULIC	087775	1	
21	CRIMP SOCKET 3/8" HYDRAULIC HOSE	085901	2	
22	FITTING, JIC 9/16-18	085900	2	
23	HOSE, 3/8" (C/S-20MPa)P/N8106-6-06 HYDRAULIC	r02132	1	
24	BOLT, M10x25-8.8 HEX HEAD FULL THREAD ZINC	F81003-11	6	
25	NUT, M8-8-B HEX NYLON ZINC LOCK	F81032-2	4	
26	WASHER, 8.4 FLAT ZINC	F81054-1	13	
27	BOX, AC 4kW LT40/70 STARTER	089799	1	
28	GLAND, DP 11/H CABLE	085388	2	
29	VALVE, 7-SECTION AC HYDRAULIC	510560	1	
30	WASHER, 8.4 FLAT ZINC	F81054-1	6	
31	NUT, M8-8-B HEX ZINC	F81032-1	6	
32	WASHER, 5.5 SPECIAL FLAT ZINC	F81052-3	2	
33	BOLT, M5x12-5.8 HEX HEAD FULL THREAD ZINC	F81000-5	2	
34	NUT, M5-8 HEX ZINC	F81030-1	2	
35	WASHER, Z 6.1 SPLIT LOCK ZINC	F81053-3	2	
36	Bolt, 1/4-20x3/4 FT HHC	F05005-1	2	
37	BOLT, M8x20-8.8-B HEX HEAD FULL THREAD ZINC	F81002-4	4	
38	WASHER, 10.5 FLAT ZINC	F81055-1	16	
39	Button, Hot Contact 1997	015253	1	
40	Block, Exten. Hyd. Ground Contact	015264	1	
41	Fitting, 3/8 Barb Tee	015485	1	
42	Fitting, #4SAE-#6SAE 45 Deg. Elbow	015488	3	
43	BOLT, M10x30-5.8 HEX HEAD FULL THREAD ZINC	F81003-2	4	
44	Fitting, 1/4JIC-3/8 O-Ring	P26284	3	
45	NUT, M10-8-B HEX NYLON ZINC LOCK	F81033-1	6	
46	BOLT, M10x125 8.8 CARRIAGE HEAD ZINC	F81003-34	4	
47	Decal, Hydraulic Control Super '97 (english)	015364-A1	1	
48	DECAL, ADDITIONAL HYDRAULIC SECTION - LOG LOADER	511426 ¹	1	
49	DECAL, ADDITIONAL HYDRAULIC SECTION - POWER ROLLER	511427 ¹	1	
50	DECAL, ADDITIONAL HYDRAULIC SECTION - SIDE SUPPORT	511428 ¹	1	
51	COVER, AC HYDRAULIC CONTROL BOX	086485-1	1	

¹ Depending on order

9.3 Hydraulic Control Box



REF.	DESCRIPTION (◆ Indicates Parts Available In Assemblies Only)	PART #	QTY
	Box, 9.5m Frame Hydraulic Control, complete	088178	1
	BOX, 9.5 M FRAME HYDRAULIC CONTROL	088164	1
1	Box Weldment, Hydraulic Control	088163-1	1
2	Gasket, 9.5 m Frame	089998	1
3	Panel, 9.5 mHydraulic Control Box Front	089997-1	1
4	Decal, Hydraulic Control Box (9 m Frame)	088159	1
5	Screw, #10-24 x 1/2 Pan Head	F05015-17	8
6	Seal, DP 29/H Gland	F81096-1	1
7	Bumper, A/022 Rubber	088376	2
8	Joystick, PMJN8T3	096928	12

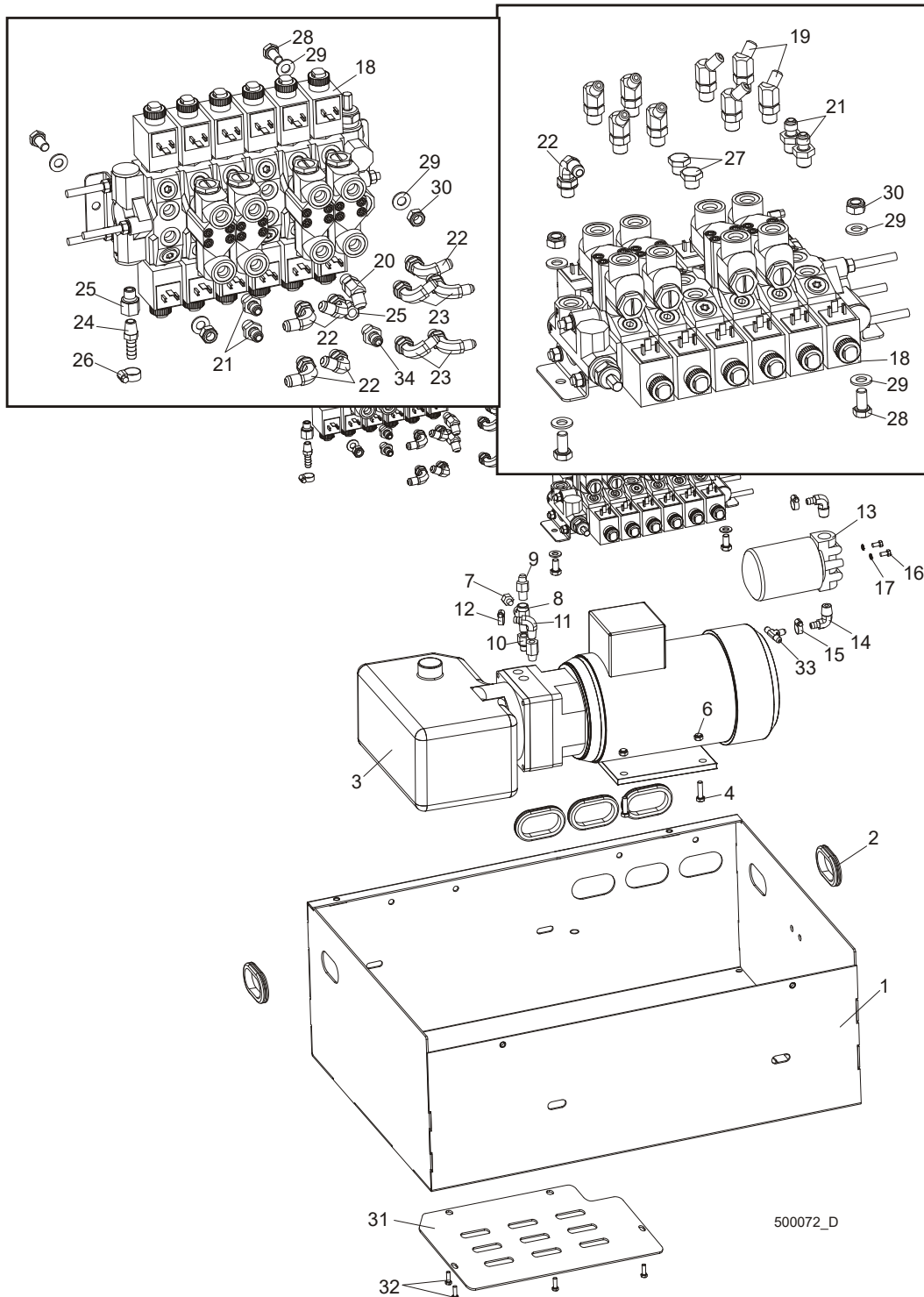


HYDRAULIC SYSTEM

Hydraulic Control Box

9	Contact, 1NO PL004002	096929	24	
10	Cover, Hydraulic Control Box (9.5 m Frame)	088172-1	1	
11	Bolt, M6X12-8.8 Zinc Hex Head	F81001-7	3	
12	Washer, 6.4 Flat Zinc	F81053-1	3	
13	Nut, M6-8-B Hex Nylon Lock Zinc	F81031-2	3	
14	ARM, CONTROL BOX PIVOT ZINC-PLATED	088169-1	1	
15	MOUNT WELDMENT, CONTROL BOX PIVOT ARM	088176-1	1	
16	Washer, Pivot Arm Base	088180-1	1	
17	BOLT, M8x65-5,8 HEX HEAD ZINC	F81002-3	2	
18	BOLT, M8x25-8.8-B HEX HEAD FULL THREAD ZINC	F81002-5	1	
19	NUT, M12-8-B ZINC HEX	F81034-1	1	
20	WASHER, 8.4 FLAT ZINC	F81054-1	3	
21	WASHER, Z12.2 SPLIT LOCK ZINC	F81056-2	1	

9.4 Hydraulic Control Box, LT40/70 AH15/14



REF.	DESCRIPTION (◆ Indicates Parts Available In Assemblies Only)	PART #	QTY
	HYDRAULIC CONTROL BOX, LT40/70 AH15	093732 ¹	1
	HYDRAULIC CONTROL BOX, LT40/70 AH14	093734	1
	HYDRAULIC CONTROL BOX, LT40/70 AH13	093736	1
1	Box Weldment, 9.5 M AC Hydraulic Control	089636-1	1

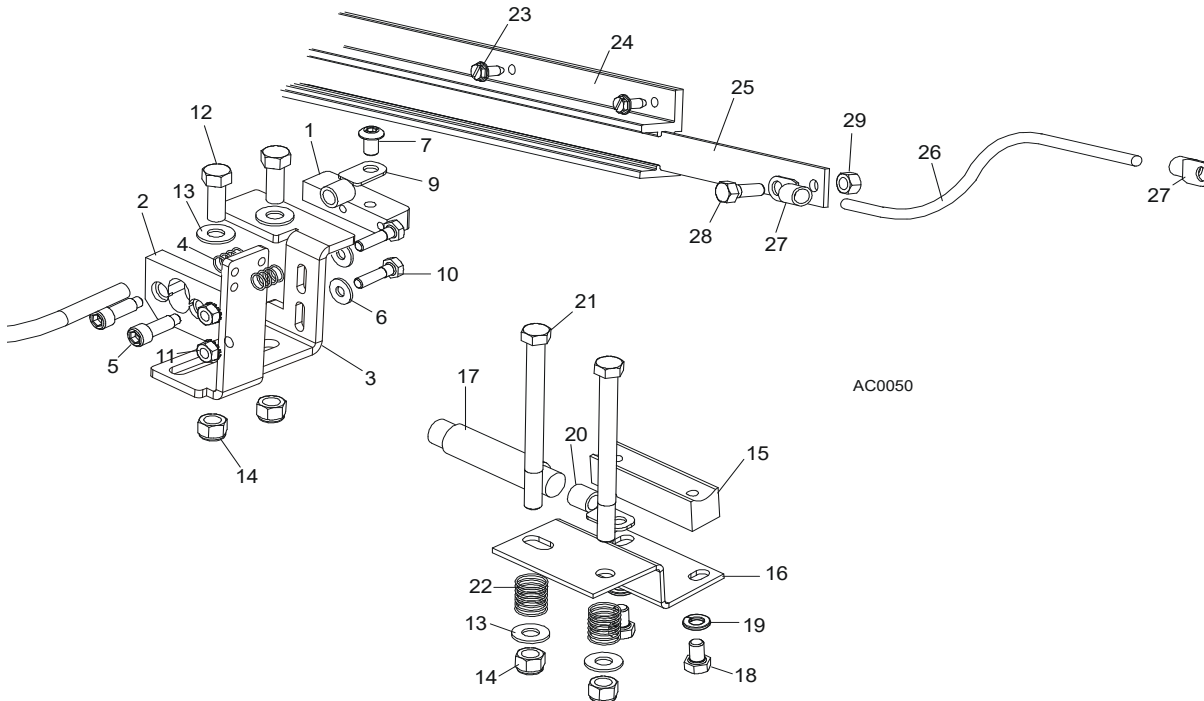
HYDRAULIC SYSTEM

Hydraulic Control Box, LT40/70 AH15/14

2	Grommet, FM54 Rubber	087065	5	
3	Hydraulic pump w/motor, 4KW 14.5 l/min. AC	500958	1	
4	Bolt, M8X25-8.8-B Zinc Hex Head	F81002-5	4	
5	Fitting, 3/8JIC-1/4NPT Straight	015560	1	
6	Nut, M8-8-B Zinc Hex Nylon Lock	F81032-2	4	
7	Plug, 1/4" NPT Blank	096221	1	
8	Fitting, C3759X4 Tee Connector	P09141	1	
9	Fitting, 1/4" NPT - 1/4" NPT Male	P09143	1	
10	Fitting, #6SEA MALE - 1/4NPT Female	014686	1	
11	Fitting, #6-6 (3/8" NPT) - 3/8" Elbow	P12708	1	
12	Clamp, 11/16 Hose	P12739	1	
13	BRANCH-JOINT, HYDRAULIC WITH 1.2" FILTER	P22683	1	
14	Fitting, 1/2" NPT - 3/8" Elbow	P12707	2	
15	Clamp, 11/16 Hose	P12739	4	
16	Bolt, 1/4-20 X 1/2" Zinc Hex Head Grade 2	F05005-15	2	
17	Washer, Z 6.1 Split Lock Zinc	F81053-3	2	
18	HYDRAULIC VALVE, HDS11 6K01-151/MOD 6/062Z0 HYDRAULIC VALVE, HDS11 6K01-151/MOD 6/063Z0	088188 088189	1 1	
19	Fitting, #4 SAE - #6 SAE 45° Elbow	015488	8	
20	Fitting, #6 SAE 45° Elbow 45st #6SAE	015489	1	
21	Fitting, 3/8" O-ring - 1/4" JIC	P26284	4/2	
22	Fitting, #6 SAE 3/8"JIC Elbow	P12704	6	
23	Fitting, 90 9/16-18 JIC 7/16-20 JIC Elbow	089642	4	
24	Fitting, L" NPT X 3/8" Hose Barb	014685	2	
25	Fitting, #6SEA MALE - 1/4NPT Female	014686	2	
26	Clamp, 11/16 Hose	P12739	1	
27	Plug, 9/16-18 JIC Hydraulic Valve	089647	2	
28	Bolt, M10X20-5.8 Zinc Hex Head	F81003-1	4	
29	Washer, 10.5 Flat Zinc	F81055-1	8	
30	Nut, M10-8-B Hex Nylon Lock Zinc	F81033-1	4	
31	COVER WELDMENT, LT80 HYDRAULIC BOX BOTTOM PAINTED	090962-1	1	
32	BOLT, M6x16 8.8 ZINC HEX HEAD	F81001-15	4	
33	FITTING, 3/8 BARB TEE	015485	1	
	Matrix, diode hydraulic	096963	2	
	VALVE CONNECTOR, WITH BUILT-IN LED	094556		

¹ Depending on type of sawmill.

9.5 Hydraulic Power Supply Strip



REF.	DESCRIPTION (◆ Indicates Parts Available In Assemblies Only)	PART #	QTY	
	CONTACT KIT, HYDRAULIC 6' POWER SUPPLY	A12042-N	1	
	Contact Hardware Kit	A10073-N	1	◆
	Contact Assembly, Hydraulic Power Supply (Positive)	085968	1	
1	Contact, Hydraulic Power Supply (Positive)	015253	1	
2	Insulator, Positive Contact	S10072	1	
3	Bracket, Positive Contact Mounting	086380-1	1	
4	Spring, Positive Contact	P10077	2	
5	Bolt, 5/16" X 3/4" Shoulder (1/4-20 Thread)	F05006-44	2	
6	Washer, 7.4 Flat	F81056-11	2	
7	Bolt, 5/16-18 x 1/2" Socket Button Head	F05006-20	1	
	Cable Assy, Hydraulic Positive Contact	015885	1	
8	Cable, #1 Weld	R01948	0.75m	◆
9	Terminal, 35 Ring #2 Gauge	F81066-3	2	
10	Bolt, 1/4-20 X 1" Hex Head Grade 2	F05005-38	2	
11	Nut, 1/4-20 Hex Self-Locking	F05010-9	2	
12	Bolt, 3/8-16 X 1" Hex Head Grade 5	F05007-87	2	
13	Washer, 10.5 Flat	F81055-1	4	
14	Nut, 3/8-16 Hex Nylon Lock	F05010-10	4	
	Contact Assembly, Hydraulic Power Supply (Ground)	A10066	1	
15	Contact, Hydraulic Power Supply (Ground)	015264	1	
16	Bracket, Ground Contact Mounting	015265	1	
17	Cable, #1 Weld	R01948	.63m	◆
18	Bolt, 5/16-18 X 1/2" Hex Head Grade 5	F05006-15	2	
19	Washer, 8.2 Split Lock	F81054-4	2	
20	Terminal, 35 Ring #2 Gauge	F81066-3	1	

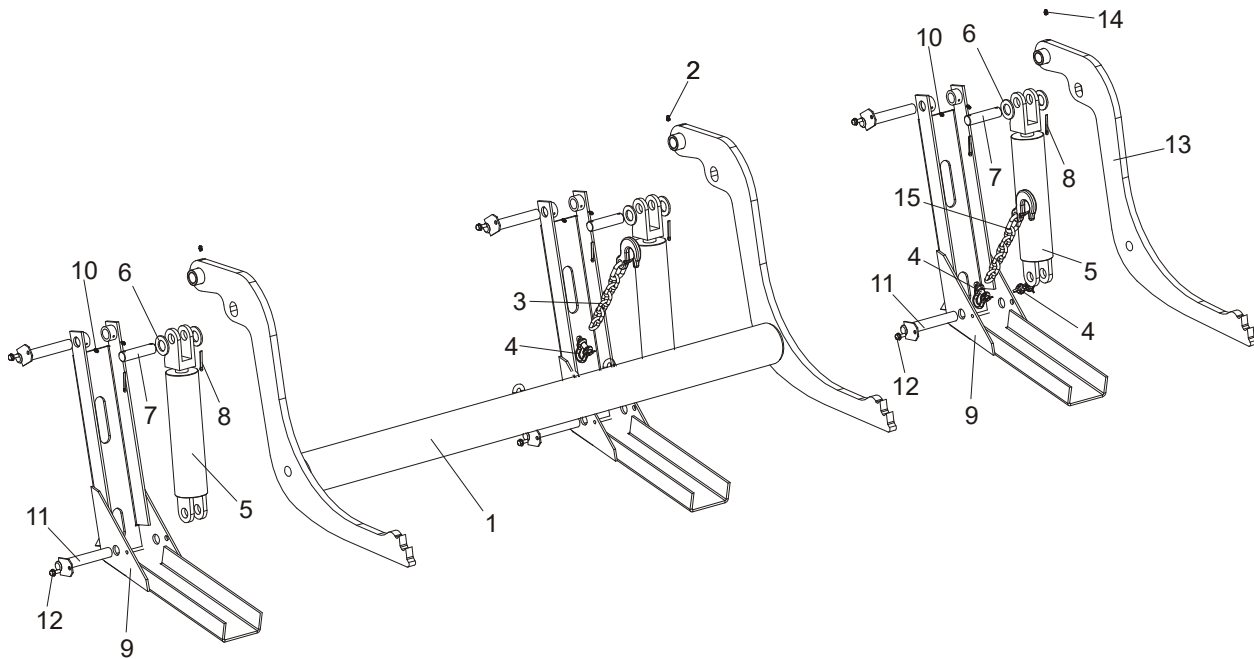


HYDRAULIC SYSTEM

Hydraulic Power Supply Strip

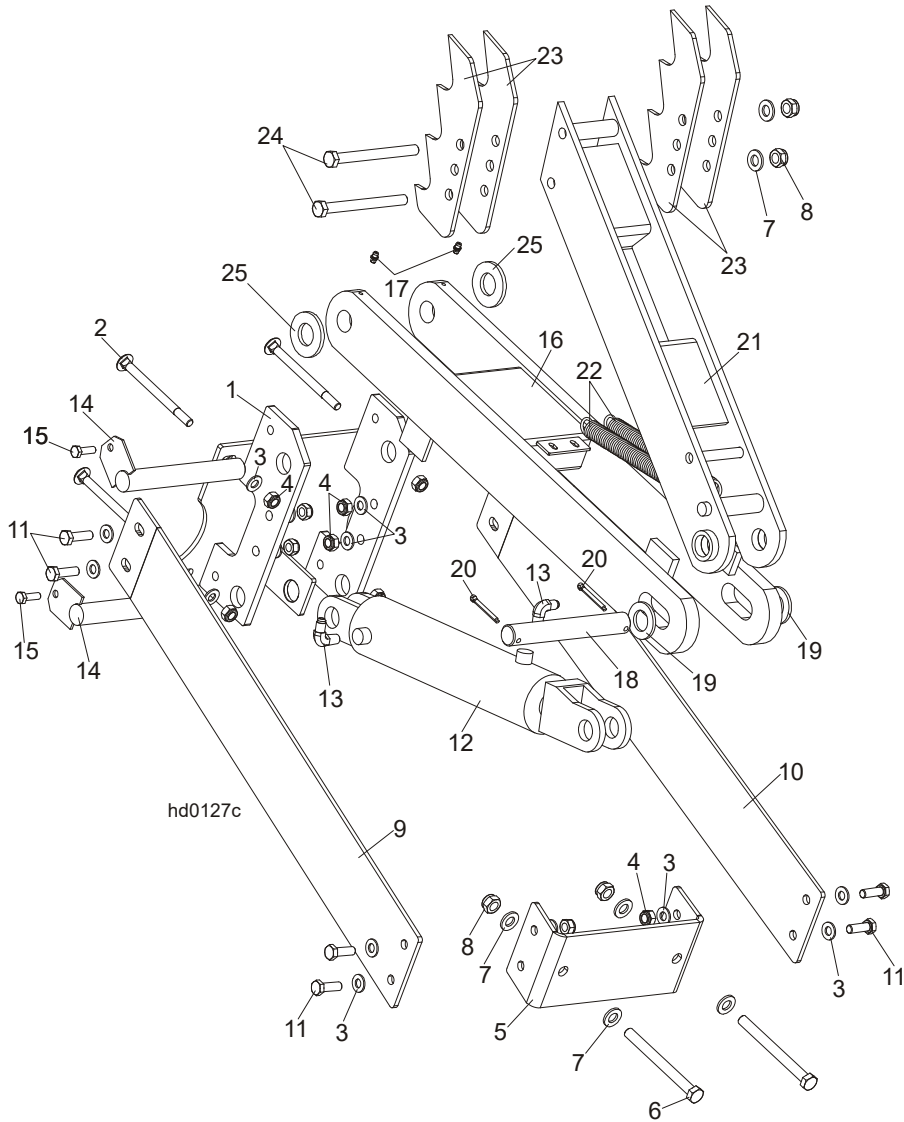
21	Bolt, 3/8-16 X 4 1/2" Hex Head Grade 2	F05007-35	2	
22	Spring, Ground Contact	P04282	2	
23	Screw, 1/4-20 X 1/2" Slotted Hex Head	F05015-1	14	
	Strip Assembly, 6' Hydraulic Power Supply w/3 ft. Cable	A11977	1	
24	Housing, 6' Contact Strip	P11976	1	
	Strip, 6' Contact With Cable	A12043-N	1	
25	Strip, 6' Contact	S10075	1	◆
26	Cable, #2 Weld	R80583-21		◆
27	Terminal, 35 Ring #2 Gauge	F81066-3	2	
28	Bolt, 5/16-18 X 3/4" Hex Head Black Nylon	F05006-45	1	
29	Nut, 5/16-18 Hex Black Nylon	F05010-86	1	
	Tube, 5/8" Heat Shrink	R01950-5	.03m	◆
	Grommet, 5/8" Wire	P04137	1	

9.6 Hydraulic Log Loader



REF.	DESCRIPTION (◆ Indicates Parts Available In Assemblies Only)	PART #	QTY
	HYDRAULIC LOG LOADER - COMPLETE	090044	1
1	Log Loader	090006-1	1
2	Fitting, 3/16" Straight Grease	P04107	2
3	CHAIN, LOG LOADER SAFETY	A04376-1	1
4	SHACKLE, M-D .63	086540	2
5	CYLINDER, CJ-S95-16-70/32/203 HYDRAULIC	088680	3
	WASHER, 28 FLAT ZINC	F81061-1	6
6	PIN, LOADING ARM CYLINDER MOUNT ZINC	086979-1	3
	PIN, S-Zn 5x40 COTTER	F81043-31	6
	Foot, Log Loader	090048-1	3
7	Fitting, 3/16" Straight Grease	P04107	6
8	PIN, LOADER FOOT MOUNT	099127-1	6
9	SCREW, 5/16-18 x 3/4 SELF-TAPPING	F05015-30	6
	Arm, Log Loading Single - Complete	090051	1
10	Arm, Hydraulic Log Loading	089657-1	1
11	Fitting, 3/16" Straight Grease	P04107	1
12	Chain, Single Log Loader Arm, 9.5m frame	090090-1	1

9.7 Hydraulic Log Turner

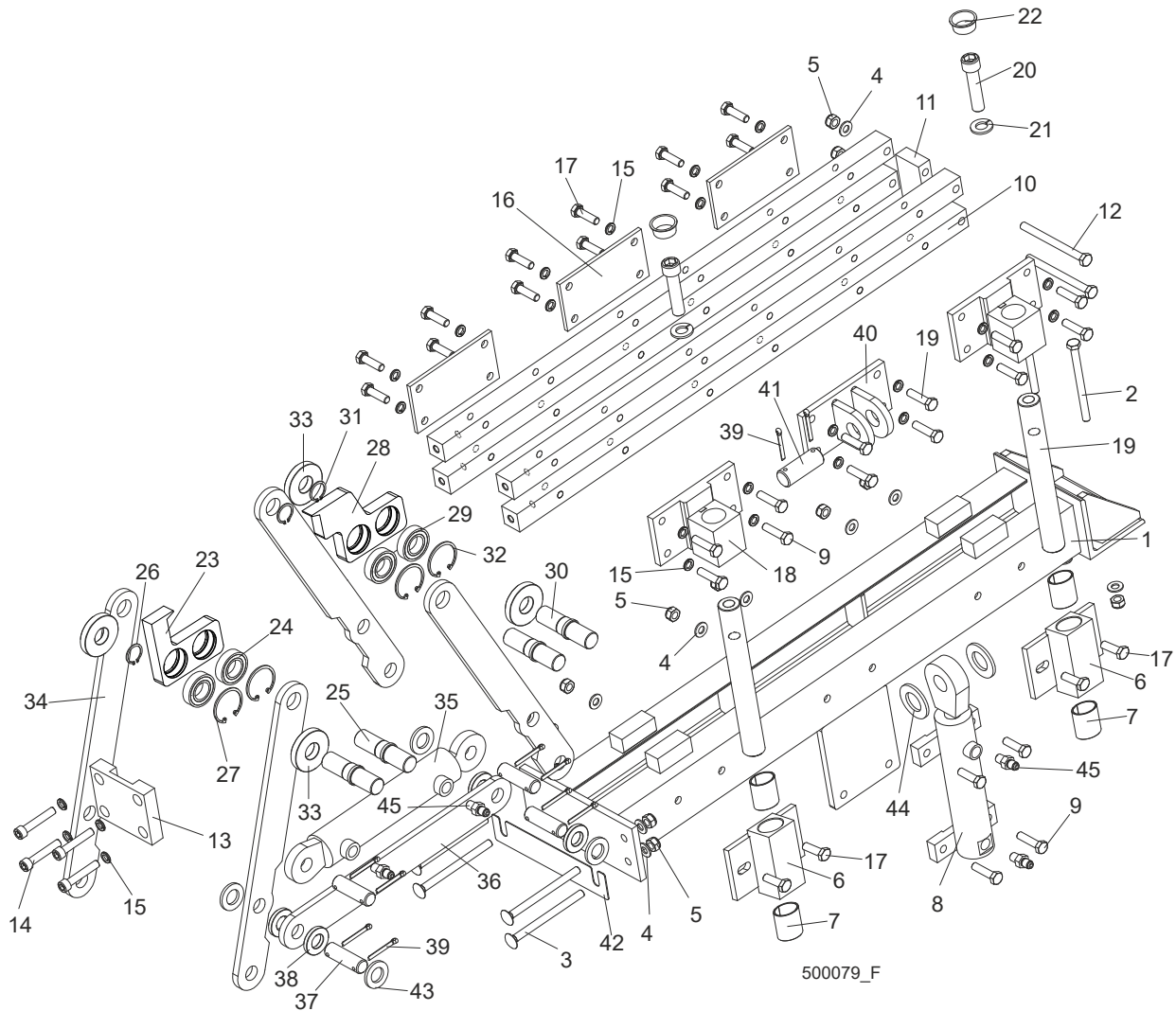


REF.	DESCRIPTION (◆ Indicates Parts Available In Assemblies Only)	PART #	QTY
	HYDRAULIC LOG TURNER, 9.5 M - COMPLETE	088073	1
	HYDRAULIC LOG TURNER, HYDRAULIC STANDARD PLUS	088073-HP	1
1	Bracket, Hydraulic Log Turner	088710-1	1
2	Bolt, M10x120 8.8 Carriage Zinc	F81003-33	4
3	Washer, 10,5 Flat Zinc	F81055-1	20
4	Nut, M10-8-B -Hex Nylon Zinc Lock	F81033-1	12
5	Bracket, Hydraulic Log Turner Front	091046-1	1
6	Bolt, M12x130-8.8-Hex Head Zinc	F81004-36	2
7	Washer, 13 Flat Zinc	F81056-1	6
8	Nut, M12-8 Hex Nylon Zinc Lock	F81034-2	4

9	Plate, Short Log Turner Left Brace	094364-1	1	
10	Plate, Short Log Turner Right Brace	094365-1	1	
11	Bolt, M10x30-5.8-Hex Head Full Thread Zinc	F81003-2	8	
	Cylinder, Log Turner Hydraulic	015563 ¹	1	
12	Cylinder, CJ-S305-16-63/28/203 Hydraulic	088679	1	
13	Fitting, 1/4NPTx1/4JIC Male Elbow	P09142	2	
14	Pin, Log Turner Mount Zinc	088667-1	2	
15	Bolt, M8X25-8.8-B-Hex Head Full Thread Zinc	F81002-5	2	
16	Arm, Hydraulic Log Turner Link	088060-1	1	
17	Grease, M6 typ A Fitting	086280	2	
18	Pin, 25 x 185	088664	1	
19	Washer, 25 Flat Zinc	F81061-3	2	
20	Pin, S-Zn 5x40 Cotter	F81043-31	2	
21	Arm Weldment, Hydraulic Log Turner	088067-1	1	
22	Spring, Hydraulic Log Turner Arm	015718	2	
23	Claw, Hydraulic Log Turner	088082-1	4	
24	Bolt, M12x130-8.8-Hex Head Zinc	F81004-36	2	
25	Washer, GTM-2644-015	093359	2	

¹ For 088073-HP Cylinder Assembly -555239 [See Section 9.33](#)

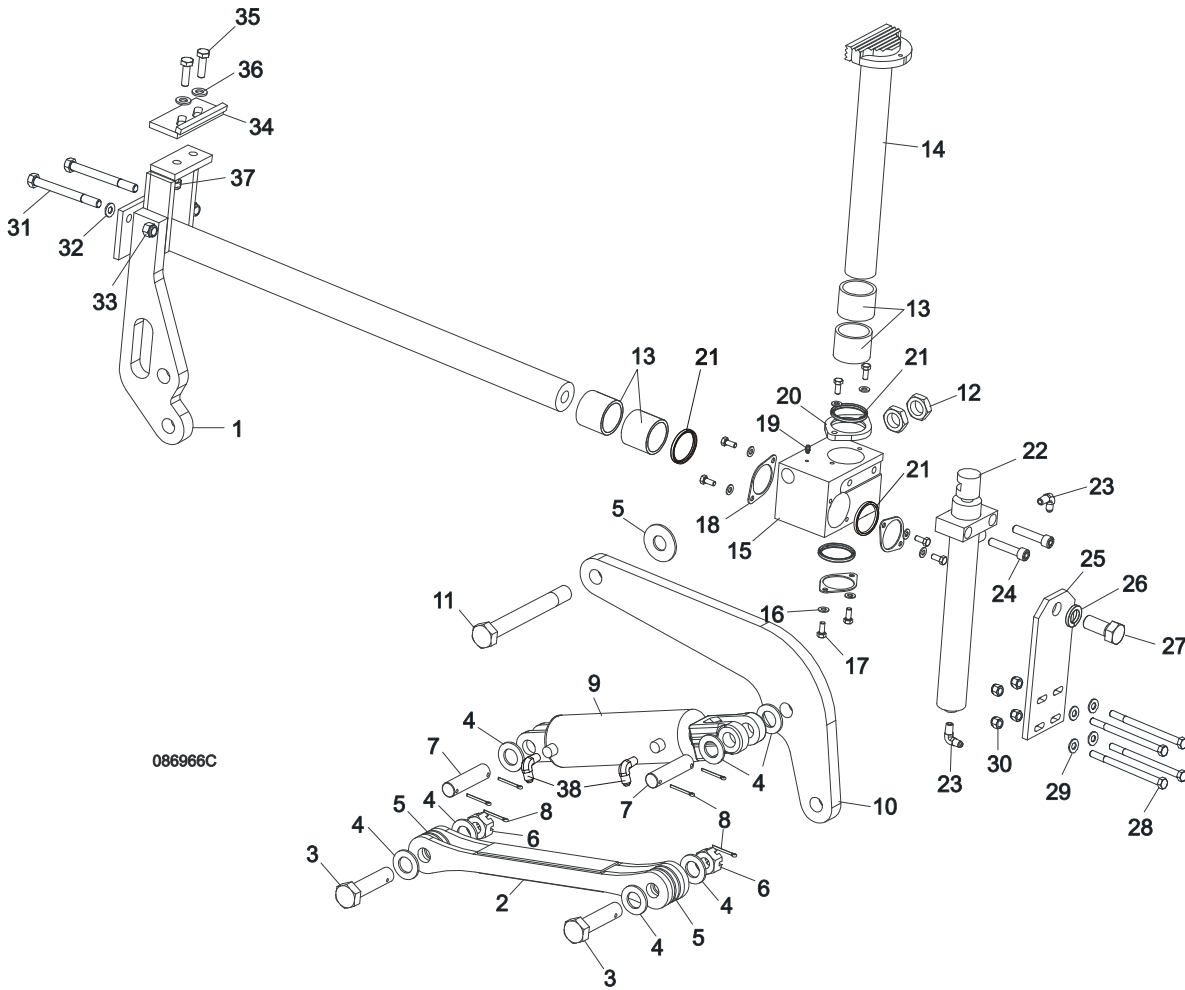
9.8 Hydraulic Log Clamp, Front and Rear



REF.	DESCRIPTION (◆ Indicates Parts Available In Assemblies Only)	PART #	QTY
	CLAMP ASSEMBLY, HYDRAULIC	089545	2
1	Mount Weldment, Hydraulic Log Clamp	088654-1	1
2	Bolt, M10x125-8.8 Hex Head Zinc	F81003-18	2
3	Bolt, M10x130-8.8 Mushroom Head Square Neck Zinc	F81003-36	4
4	Washer, 10.5 Flat Zinc	F81055-1	18
5	Nut, M10-8-B Hex Nylon Zinc Lock	F81033-1	16
	BLOCK WELDMENT, LOG CLAMP	089835	2
6	Block Weldment, Log Clamp	088652-1	1
7	Bushing, 3040BS Self-lubricating	088676	2
8	Cylinder, CJ7F-16-40/22 + UE2-40W Hydraulic	088662	1
9	Bolt, M10x40-8.8 Hex Head Full Thread Zinc	F81003-16	14
10	Bar, Clamp Up/Down	089537-1	4
11	Plate, Connecting	088645-1	1
12	Bolt, M10x140-8.8 Hex Head Zinc	F81003-5	2

13	Plate, Connecting	089533-1	1	
14	Screw, M10x40-8.8 Hex Socket Head Cap Zinc	F81003-22	4	
15	Washer, 10.2 Split Lock Zinc	F81055-2	28	
16	Plate, Log Clamp Rear	089538-1	3	
17	Bolt, M10x35-8.8 Hex Head Full Thread Zinc	F81003-17	18	
18	Bracket, Guide Pin Mount	089536-1	2	
19	Pin, Clamp Up/Down Guide	088631	2	
20	Screw, M16x55-8.8 Hex Socket Head Cap Zinc	F81006-18	2	
21	Washer, 16.3 Split Lock Zinc	F81058-2	2	
22	Plug, M33 Thread	089839	2	
	Jaw, Log Clamp Narrow - Complete	094700	1	
23	Jaw, Log Clamp Narrow	093464-1	1	
24	Bearing, 6005 2RSH SKF	550540	4	
25	Shaft, Clamp Jaw Guide	088620-1	4	
26	Ring, Z24 Outside Retaining	089654	4	
27	Ring, W47 Inside Retaining	089653	4	
	Jaw, Log Clamp Wide - Complete	094701	1	
28	Jaw, Log Clamp Wide	093465-1	1	
29	Bearing, 6005 2RSH SKF	550540	4	
30	Shaft, Clamp Jaw Guide	088620-1	4	
31	Ring, Z24 Outside Retaining	089654	4	
32	Ring, W47 Inside Retaining	089653	4	
33	Washer, Clamp Jaw Spacer	089542	4	
34	Bar, Clamp In/Out Side	088622-1	4	
35	Cylinder, SJ2F-40/22/145 Hydraulic	088661	1	
36	Bar, Clamp In/Out Lower	088623-1	1	
37	Pin, 20X75	088657-1	4	
38	Spacer, Lower	089541	4	
39	Pin, S-Zn 5x40 Cotter	F81043-31	10	
40	Bracket, Vertical Cylinder Mount Upper	089540-1	1	
41	Pin, 25X75	088659-1	1	
42	Washer, Clamp Jaw Spacer	501843	1	
43	Washer, 21 Flat Zinc	F81059-2	8	
44	Washer, 28 Flat Zinc	F81061-1	2	
45	Fitting, 1/4NPTx1/4JIC Male	P09143	4	

9.9 Hydraulic Log Clamp

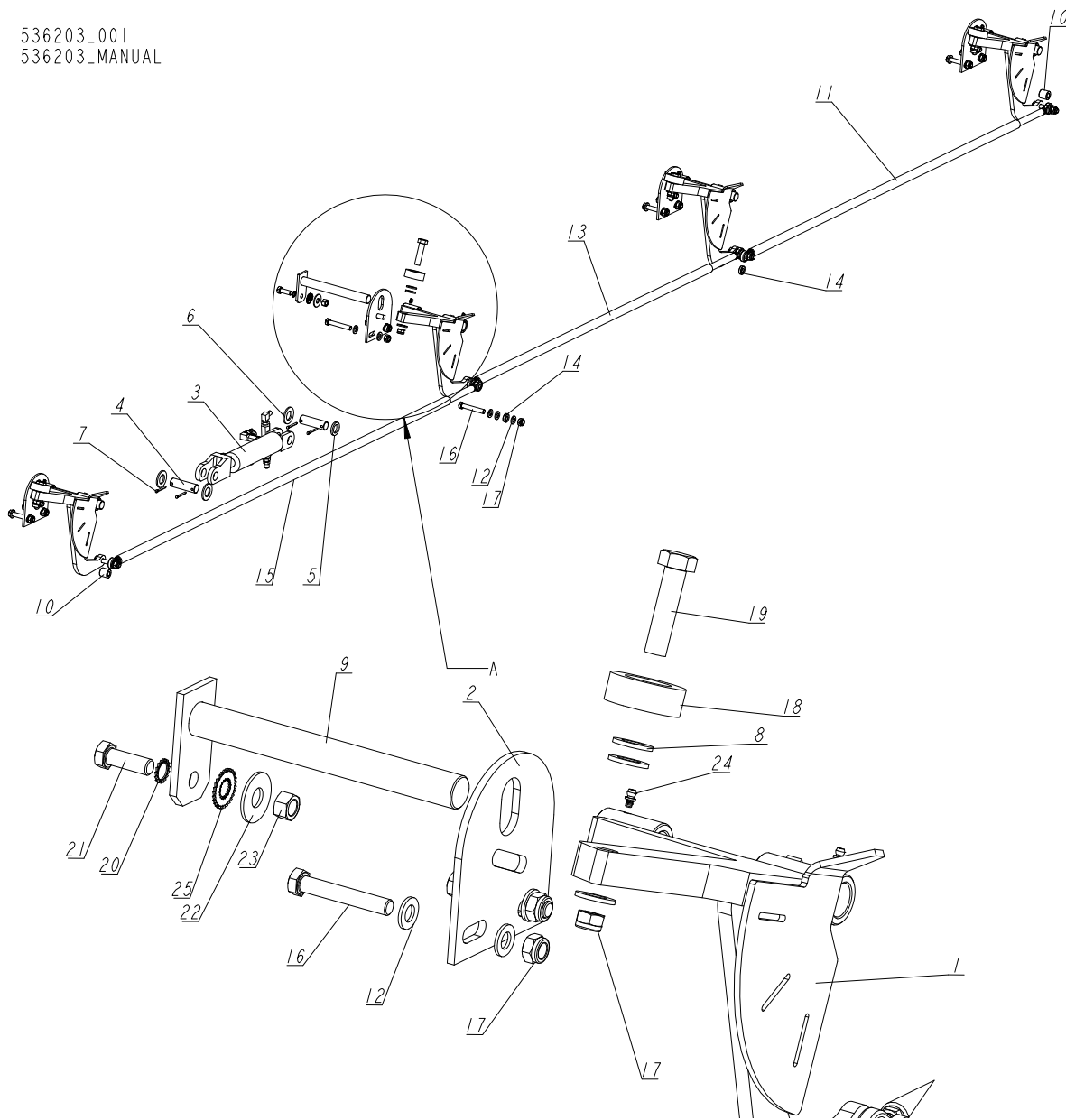


REF.	DESCRIPTION (◆ Indicates Parts Available In Assemblies Only)	PART #	QTY
	HYDRAULIC LOG CLAMP ASSEMBLY	088658	1
1	Rod Weldment, Log Clamp Slide	086967-1	1
2	Arm Weldment, Hydraulic Clamp Link	086963-1	1
3	Pin, B 24x95/85-Clevis Zinc	F81049-2	1
4	Washer, 25 Flat Zinc	F81061-3	8
5	Washer, 25X63 Zinc-Plated	088585-1	5
6	Nut, Z M20-8-B-Slotted Castle Zinc	F81037-3	2
7	Pin, Hydraulic Cylinder Zinc-Plated	086979-1	2
8	Pin, S-Zn 6,3x45 Cotter	F81045-2	6
9	Cylinder, CJ-S96-16-70/32/178 Hydraulic	088589	1
10	Arm, Hydraulic Log Clamp Link	086974-1	1
11	Bolt, M24x217/39 -8.8-B- Hex Head Zinc	088586-1	1
12	Nut, M24 -04-B- Hex Thin Zinc	F81039-3	2
13	Bushing, 5040BS Self-Lubricating	088660	2
14	Rod Weldment, Log Clamp Vertical	088582-1	1
15	Block, Log Clamp Steel	088591-1	1
16	Washer, 8.4 Flat Zinc	F81054-1	8

17	Bolt, M8x20-8.8-B-Hex Head Full Thread Zinc	F81002-4	8	
18	Flange, Clamp Rod Wiper	088887-1	3	
19	Fitting, 3/16" Straight Grease	P04107	1	
20	Flange, Clamp Rod Wiper	088887-1	1	
21	Wiper, ZZ 50x60x7 Log Clamp Rod	088587	1	
22	Cylinder, CJ-S169-16-40/22/254 Hydraulic	088590	1	
23	Fitting, 1/4" NPT - 1/4" JIC Male Elbow	P09142	2	
24	Screw, M12x55 -8.8-B-Hex Socked Head Cap Zinc	F81004-23	2	
25	Plate, Log Clamp Mount	086975-1	1	
26	Washer, Z 22,5 Split Lock	F81059-4	1	
27	Bolt, M22x1,5x40 -8.8-B-Hex Head Full Thread Zinc	F81009-1	1	
28	Bolt, M10 x 125-8.8 Hex Head Zinc	F81003-18	4	
29	Washer, 10.5 Flat Zinc	F81055-1	8	
30	Nut, M10-8-B Hex Nylon Zinc Lock	F81033-1	4	
31	Bolt, M12x130-8.8-Hex Head Zinc	F81004-36	2	
32	Washer, 13 Flat Zinc	F81056-1	2	
33	Nut, M12-8 Hex Zinc	F81034-1	2	
	STOP KIT, CLAMP	K09485	1	
34	Stop Widmt, Hydraulic Log Clamp	086980-1	1	
35	Bolt, M12 x 40 8.8 Hex Head Full Thread Zinc	F81004-4	2	
36	Washer, 13 Flat Zinc	F81056-1	2	
37	Nut, M12-8 Hex Nylon Zinc Lock	F81034-2	4	
38	Fitting, 3/8JIC-1/4NPT 90L	015491	2	

9.10 Hydraulic Side Supports Assembly "L" (536203)

536203_001
536203_MANUAL

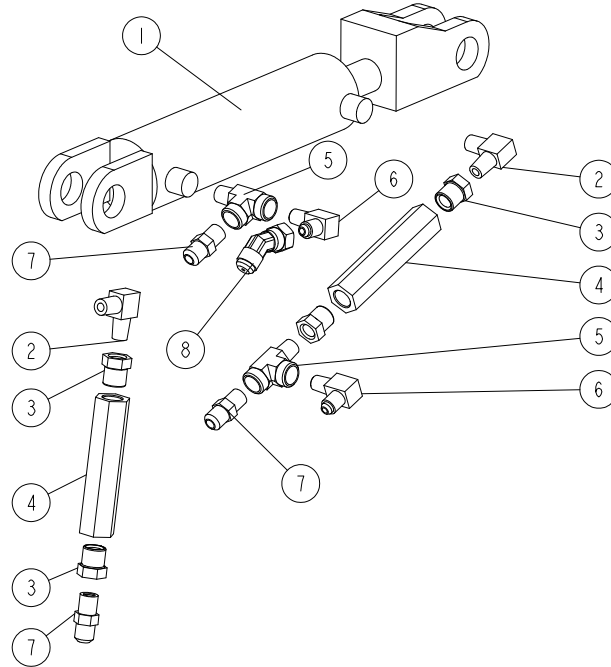


REF.	DESCRIPTION (◆ Indicates Parts Available In Assemblies Only)	PART #	QTY
-	HYDRAULIC SIDE SUPPORTS ASSEMBLY - "L"	536203	1
1	SUPPORT, HYDRAULIC LOG SIDE W/GUARD 2	099788-1	4
2	PLATE, LOG SIDE SUPPORT MOUNT PTD.	091591-1	4
3	Cylinder assembly, 2X6 SUPER hydraulic See Section 9.11	015561	1
4	pin, hydraulic cylinder zinc-plated	086979-1	2
5	washer, 26 - DIN 1440 flat	F81054-8	1
6	washer, 28 Flat zinc	F81061-1	3
7	pin, S-Fe 5x40 cotter	F81043-31	4
8	washer, 17 flat zinc	F81058-1	12
9	pin, side support zinc-plated	091549-1	4

REF.	DESCRIPTION (◆ Indicates Parts Available In Assemblies Only)	PART #	QTY
10	bushing, 13/25-25 zinc	505895-1	2
11	rod, side support - complete L=1675, frame 9.5m See Section 9.12	089842	1
12	washer, 13-Flat zinc	F81056-1	26
13	rod, side support - complete L=1480, frame 9,5m See Section 9.12	089376	1
14	bushing, 12.2/25-6.5 zinc	541891-1	2
15	rod, side support - complete L=2115 - "L" See Section 9.12	536204	1
16	bolt, M12X75-8.8-hex head zinc	F81004-21	12
17	nut, M12- 8- DIN 982 hex nylon zinc lock	F81034-2	16
18	Roller Assy, Flip Dog	015014	4
19	bolt, M16x65, 8.8 hex head full thread zinc	F81006-1	4
20	washer, BN781 M12/13 externally serrated	F81056-16	4
21	bolt, M12X35 8.8 hex head zinc	F81004-24	4
22	washer, 15 Flat special zinc plated	F81057-3	4
23	nut, M12-8 zinc	F81034-1	4
24	Fitting, 3/16x3/16 Straight Grease	P04107	8
25	washer, BN781 M12/13 externally serrated	F81056-17	4

9.11 Hydraulic Cylinder (015561)

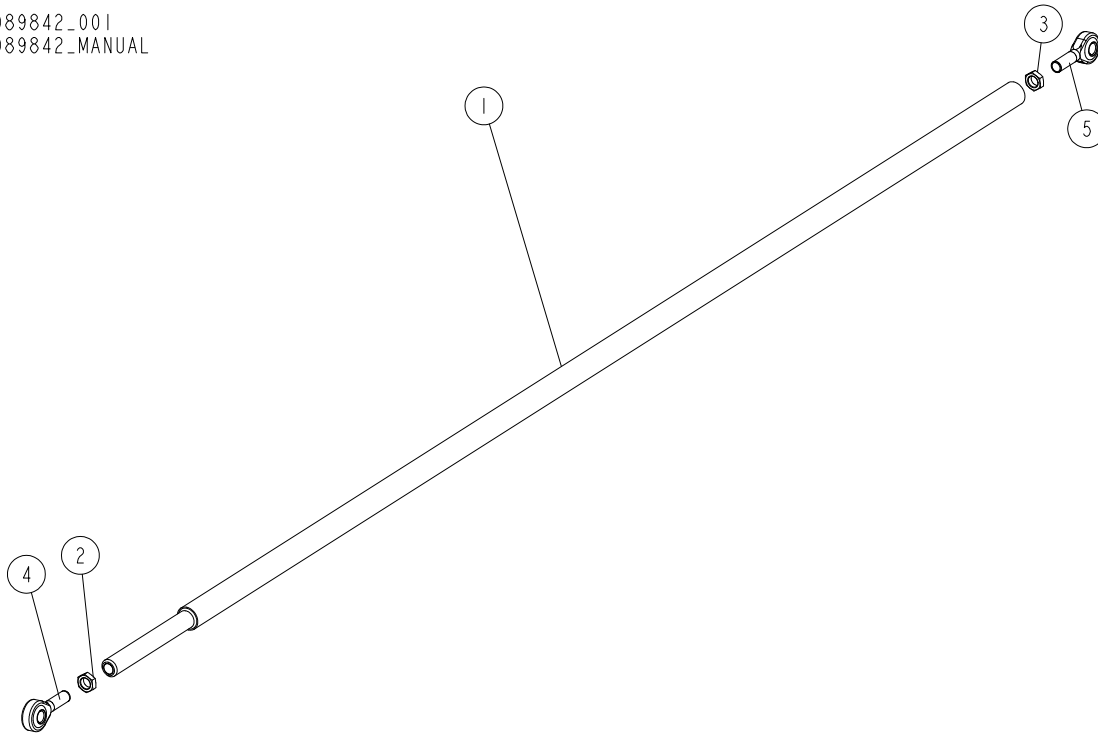
015561_001
015561_MANUAL



REF.	DESCRIPTION (◆ Indicates Parts Available In Assemblies Only)	PART #	QTY
-	HYDRAULIC CYLINDER, 2X6 OPORY SUPER	015561	1
1	Cylinder, 2x6 Welded	088678	1
2	Fitting, 1/4NPT Male Pipe Elbow	P09140	2
3	Fitting, 3/8NPT-1/4NPT Reducer	015490	4
4	Valve, Side Support Sequence	015484	2
5	Fitting, 1/4NPTx1/4JIC Male Run Tee	P09141	2
6	Fitting, 3/8JIC-1/4NPT 90L	015491	2
7	Fitting, 3/8JIC-1/4NPT Str	015560	3
8	fitting, M/F-90-9/16 JIC elbow	509418	1

9.12 Side Support Rod "L"

089842_001
089842_MANUAL



REF.	DESCRIPTION (◆ Indicates Parts Available In Assemblies Only)	PART #	QTY
-	SIDE SUPPORT ROD - COMPLETE L=1675, FRAME 9.5m	089842	1
-	SIDE SUPPORT ROD - COMPLETE L=1480	089376	1
-	SIDE SUPPORT ROD - COMPLETE L=2115	536204	1
1	rod, side support zinc-plated L=1605, frame 9.5 m	089530-1 ¹	1
	rod, side support zinc-plated. L=1420, frame 9,5m	089374-1 ²	1
	rod, side support zinc-plated L=1955, "L"	536205-1 ³	1
2	nut, M12-04-A thin	F81034-6	1
3	nut, M12 LH-04-A left thread thin	F81034-7	1
4	END, ROD LEFT THREAD	087036	1
5	END, ROD right THREAD	087035	1

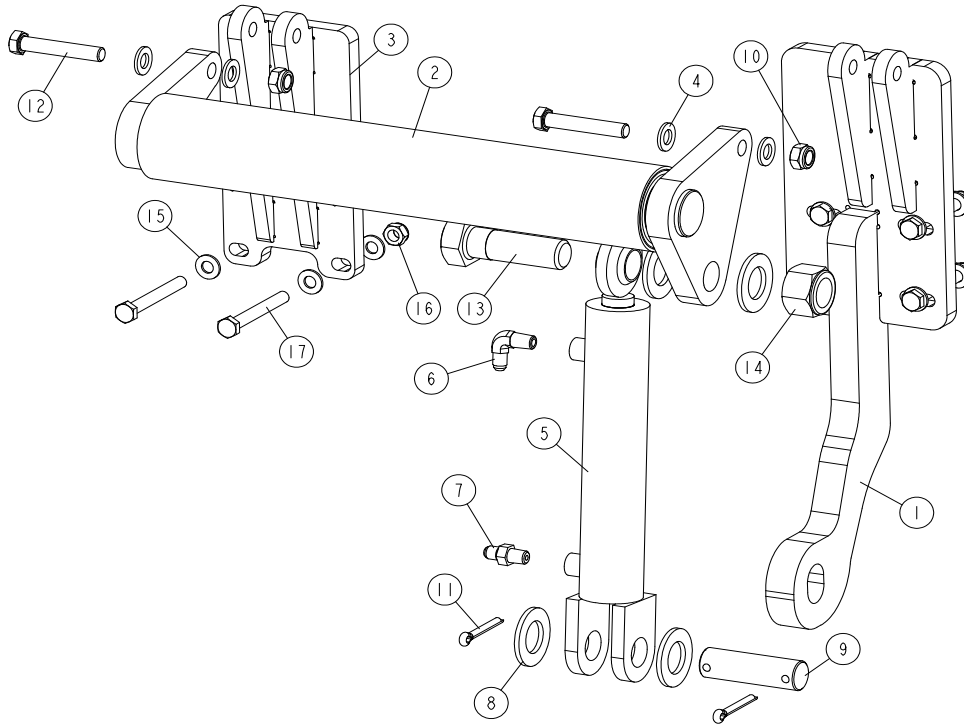
¹ Included in 089842

² Included in 089376

³ Included in 536204

9.13 Hydraulic Toe Board, Middle

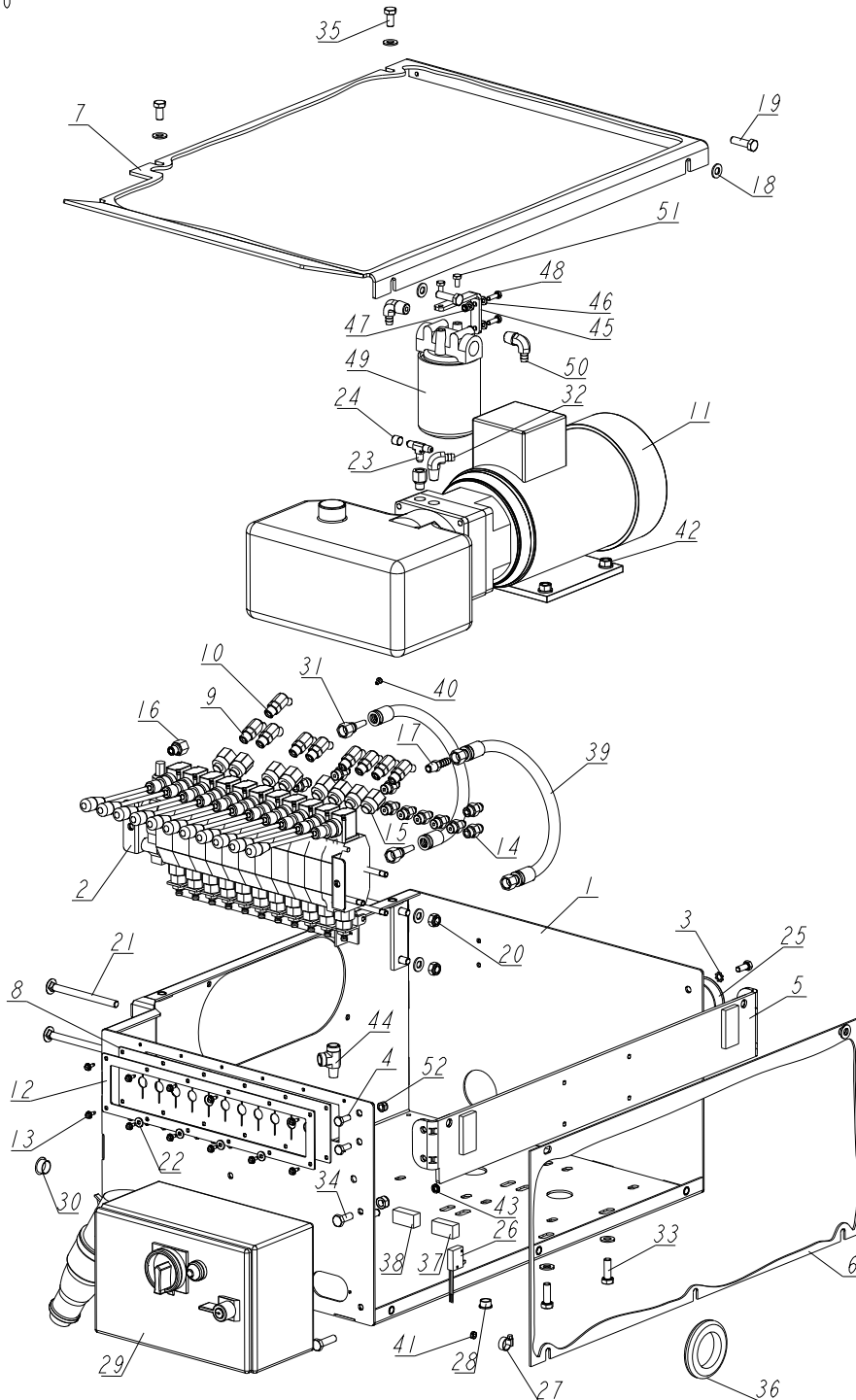
536206_001
536206_MANUAL



REF	DESCRIPTION (u indicates parts available in assemblies only)	PART #	QTY
-	ROLLER, TOE BOARD LEFT	536206	1
1	BRACKET, MIDDLE ROLLER - L-FRAME	536209-1	1
2	ROLLER WELDMENT, HYDRAULIC TOE BOARD	086253-1	1
3	MOUNT WELDMENT, TOE BOARD ROLLER	568310-1	1
4	WASHER, 13 FLAT ZINC	F81056-1	4
-	CYLINDER ASSEMBLY, HYDRAULIC TOE BOARD	085937	1
5	CYLINDER, CJ-S170-16-40/25/152 HYDRAULIC	088681	1
6	Fitting, 1/4NPTx1/4JIC Male Elbow	P09142	1
7	Fitting, 1/4NPTx1/4JIC Male	P09143	1
8	WASHER, 28 FLAT ZINC	F81061-1	4
9	PIN, HYDRAULIC CYLINDER ZINC-PLATED	086979-1	1
10	NUT, M12-8 HEX NYLON ZINC LOCK	F81034-2	2
11	PIN, S-ZN 6,3X45 CONNER	F81045-2	2
12	BOLT, M12X70-8.8 HEX HEAD ZINC	F81004-39	2
13	Bolt, 1-8x3 1/4 HH GR5	F05009-51	1
14	NUT, 1-8 HEX NYLON LOCK ZINC	F05010-109	1
15	WASHER, 10.5 FLAT ZINC	F81055-1	16
16	NUT, M10-8-B NYLON HEX ZINC LOCK	F81033-1	8
17	BOLT, M10X85-8.8 HEX HEAD ZINC	F81003-125	8

9.14 Hydraulic Control Box, 11-Section AC

510570_001
510570



REF	DESCRIPTION (◆ indicates parts available in assemblies only)	PART #	QTY	
-	BOX, AH 6-7 11-SECTION LT40/70 HYDRAULIC	510570	1	
1	BOX WELDMENT, HYDRAULIC	545691-1	1	
2	VALVE, 11-SECTION HDS11/10 HYDRAULIC	510568	1	
3	WASHER, 8.4 EXTERIOR STAR LOCK ZINC	F81054-3	4	



HYDRAULIC SYSTEM

Hydraulic Control Box, 11-Section AC

REF	DESCRIPTION (◆ indicates parts available in assemblies only)	PART #	QTY
4	BOLT, M8X20-8.8-B HEX HEAD FULL THREAD Zinc	F81002-4	4
5	BRACKET, AC HYDRAULIC BOX - COMPLETE	086518-1	1
6	PANEL, AC HYDRAULIC BOX FRONT	086484-1	1
7	COVER, AC/DC HYDRAULIC CONTROL BOX	091734-1	1
8	COVER, 11-SECTION VALVE RUBBER	518926	1
9	Fitting, #6SAE 45 Deg Elbow	015489	3
10	Fitting, #4SAE-#6SAE 45 Deg Elbow	015488	6
11	PUMP, AC-4KW (Q=14,5L/MIN) HYDRAULIC W/M	500958	1
12	COVER, 11-SECTION VALVE GUARD PTD	510571-1	1
13	#10-24x1/2 SLF TP SC	F05015-7	12
14	Fitting, 3/8 O-Ring-3/8JIC	014687	4
15	Fitting, 1/4JIC-3/8 O-Ring	P26284	10
16	Fitting, 6SAE Male-1/4NPT Female	014686	2
17	Fitting, 1/4NPT-3/8 Barb	014685	1
18	WASHER, 10.5 FLAT ZINC	F81055-1	21
19	BOLT, M10X35-8.8 HEX HEAD FULL THREAD ZInc	F81003-17	9
20	NUT, M10-8-B HEX NYLON ZINC LOCK	F81033-1	6
21	BOLT, M10X125 CARRIAGE	F81003-34	4
22	WASHER, 5.5 SPECIAL FLAT ZINC	F81052-3	4
23	FITTING, 3/8 BARB TEE	015485	1
24	PLUG, 1/4-18 NPT BLANK	096221	1
25	CAP, HSA2790 (63.6 DIA.)	092859	2
26	Switch, 2A 125V R-Lever NO/NC/Com	014765	1
27	Clamp, 11/16 Worm	061807	4
28	GROMMET, 15,9 UB625 RUBBER	086816	1
29	BOX, LT40/70 ELECTRICAL	566251	1
30	CAP, SR1086 22.2 HOLE	093544	1
31	HOSE, 2T3/8X0.533 W9/16UNF-W9/16UNF HYDRaulic	094782	1
32	Fitting, 3/8NPT-3/8 Barb Elbow	P12708	1
33	BOLT, M10X30-5.8 HEX HEAD FULL THREAD ZInc	F81003-2	4
34	BOLT, M10X25 8.8 HEX HEAD FULL THREAD ZInc	F81003-11	2
35	BOLT, ISO 4017-M10X20-8.8-A2E HEX HEAD	F81003-53	2
36	GROMMET, 55MM DIA. RUBBER	085614	2
37	CONTACT ASSEMBLY, AC NEGATIVE	086624	1
38	CONTACT ASSEMBLY, AC POSITIVE	086625	1
39	HOSE, 2T3/8X0.533 W9/16UNF-W9/16UNF HYDRaulic	087775	1
40	NOZZLE, D092-O 1MM DIA. PROPANE&BUTANE	091007	1
41	NUT, #10-24 SELF-LOCKING	F05010-14	4
42	NUT, M10-8-B-HEX ZINC	F81033-3	4
43	WASHER, 8.2 SPLIT LOCK ZINC	F81054-4	6
44	FITTING, 1/4NPT MALE RUN TEE	P09141	1
45	BRACKET, OIL FILTER	550029-1	1
46	WASHER, 6.4 FLAT ZINC	F81053-1	4
47	NUT, M6-8-B NYLON HEX ZINC LOCK	F81031-2	2
48	BOLT, M6X20 8.8 HEX HEAD FULL THREAD ZINC	F81001-2	2
49	Manifold, W/Filter	P22683	1
50	Fitting, 1/2NPT-3/8 Barb Elbow	P12707	2

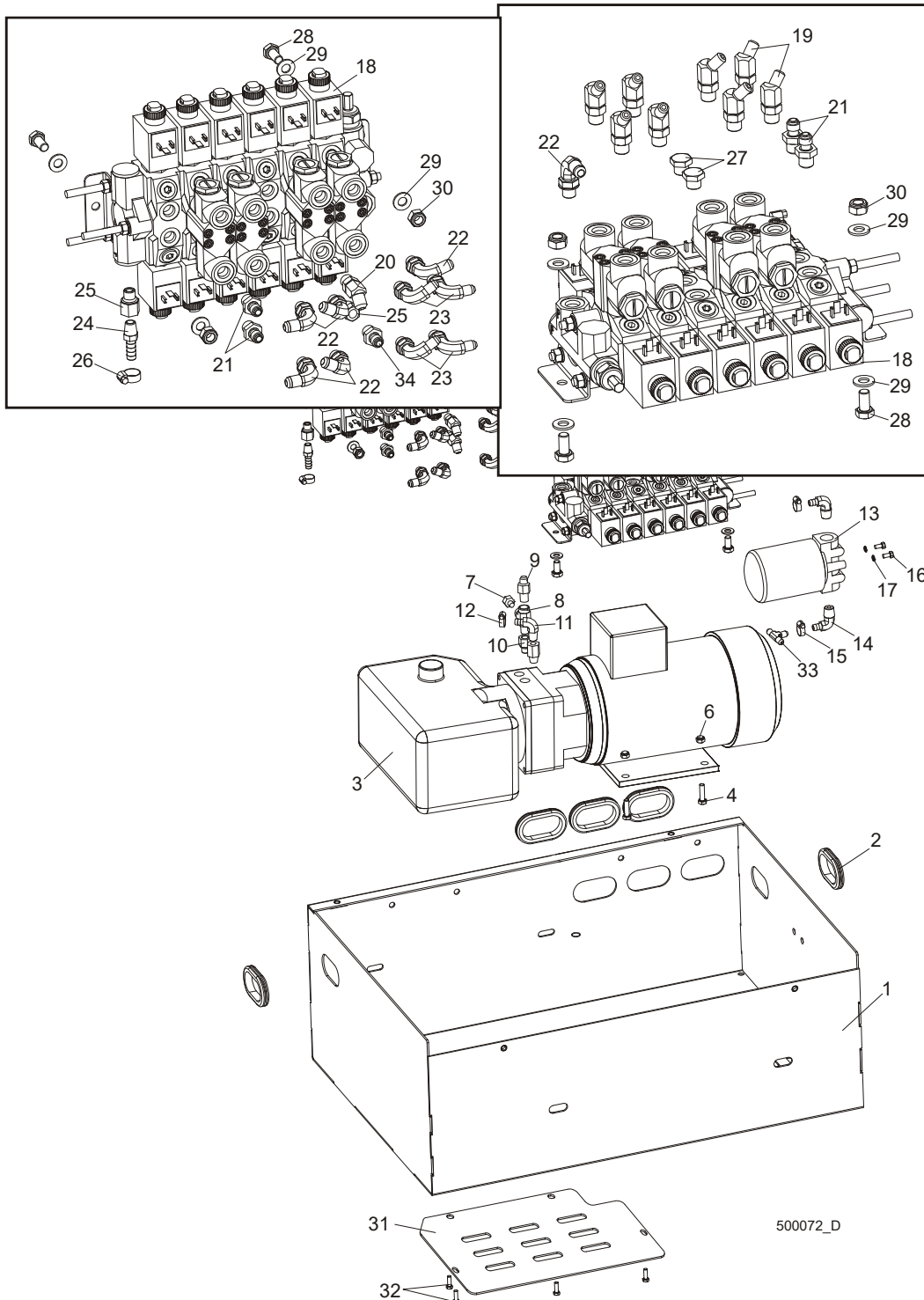
HYDRAULIC SYSTEM

Hydraulic Control Box, 11-Section AC

9

REF	DESCRIPTION (◆ indicates parts available in assemblies only)	PART #	QTY	
51	BOLT, 1/4-20X1/2 HEX HEAD	F05005-15	2	
52	NUT, M8-8-B HEX NYLON ZINC LOCK	F81032-2	4	

9.15 Hydraulic Control Box, LT40/70 AH15/14



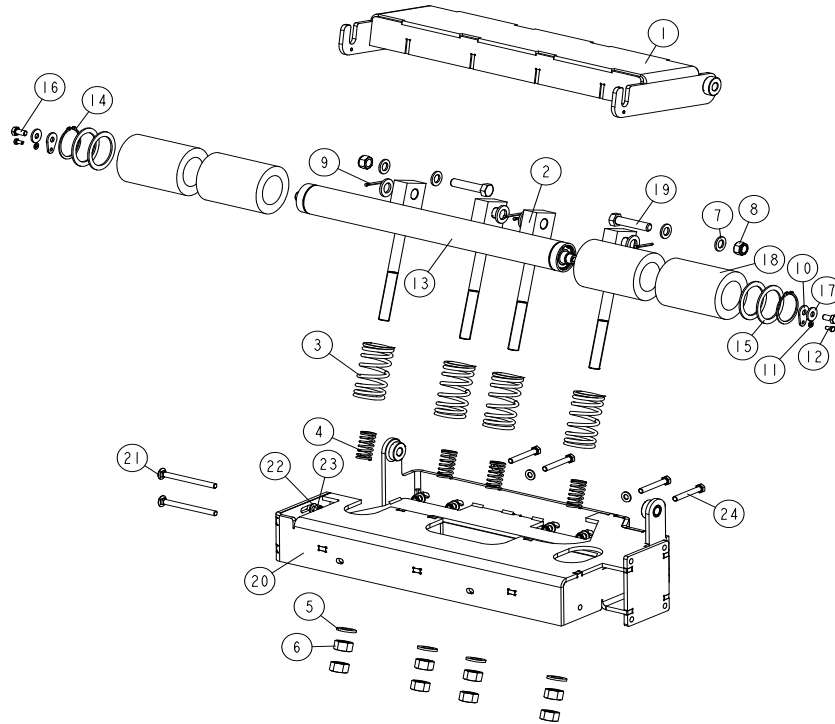
REF	DESCRIPTION (u indicates parts available in assemblies only)	PART #	QTY
	HYDRAULIC CONTROL BOX, LT40/70 AH15	093732 ¹	1
	HYDRAULIC CONTROL BOX, LT40/70 AH14	093734	1
	HYDRAULIC CONTROL BOX, LT40/70 AH13	093736	1

1	BOX WELDMENT, 9.5 M AC HYDRAULIC CONTROL	089636-1	1	
2	GROMMET, RUBBER	087065	5	
3	PUMP, AC-4KW (Q=14,5L/MIN) HYDRAULIC W/M	500958	1	
4	BOLT, M8X25-8.8-B HEX HEAD FULL THREAD Z	F81002-5	4	
5	FITTING, 3/8JIC-1/4NPT STRAIGHT	015560	1	
6	NUT, M8-8-B-HEX NYLON ZINC LOCK	F81032-2	4	
7	PLUG, 1/4-18 NPT BLANK	096221	1	
8	FITTING, 1/4NPT MALE RUN TEE	P09141	1	
9	FITTING, 1/4NPTX1/4JIC MALE	P09143	1	
10	FITTING, 6SAE MALE-1/4NPT FEMALE	014686	1	
11	FITTING, 3/8NPT-3/8 BARB ELBOW	P12708	1	
12	CLAMP, 11/16 WORM	P12739	1	
13	MANIFOLD, W/FILTER	P22683	1	
14	FITTING, 1/2NPT-3/8 BARB ELBOW	P12707	2	
15	CLAMP, 11/16 WORM	P12739	4	
16	BOLT, 1/4-20X1/2 HEX HEAD	F05005-15	2	
17	WASHER 6.1 ZC SPRING LOCK DIN 127	F81053-3	2	
18	HYDRAULIC VALVE, HDS11 6K01-151/MOD 6/06	088188	1	
19	HYDRAULIC VALVE, HDS11 6K01-151/MOD 6/06	088189	1	
20	FITTING, #4SAE-#6SAE 45 DEG ELBOW	015488	8	
21	FITTING, #6SAE 45 DEG ELBOW	015489	1	
22	FITTING, 1/4JIC-3/8 O-RING	P26284	4/2	
23	FITTING, #6 SAE 3/8" JIC ELBOW	P12704	6	
24	FITTING, 90 9/16-18 JIC 7/16-20 JIC ELBO	089642	4	
25	FITTING, 1/4NPT-3/8 BARB	014685	2	
26	FITTING, 6SAE MALE-1/4NPT FEMALE	014686	2	
27	CLAMP, 11/16 WORM	P12739	2/4	
28	PLUG, 9/16-18 JIC HYDRAULIC VALVE	089647	2	
29	BOLT, M10X20-5.8 HEX HEAD FULL THREAD ZI	F81003-1	4	
30	WASHER 10,5 ZC DIN 126 ISO 7091	F81055-1	8	
31	NUT M10 ZC 8 NYLOCK DIN 982 ISO 7040	F81033-1	4	
32	COVER WELDMENT, LT80 HYDRAULIC BOX BOTTO	090962-1	1	
33	BOLT M6X16 HH ZC FT 8.8 DIN 933	F81001-15	4	
34	FITTING, 3/8 BARB TEE	015485	1	
	MATRIX, DIODE HYDRAULIC	096963	2	
	VALVE CONNECTOR, WITH BUILD-IN LED	094556		

¹ Depending on the type of sawmill

9.16 Shock Absorber Assembly - Option for Sawmills Equipped with Hydraulics

550191_001
550191_MANUAL

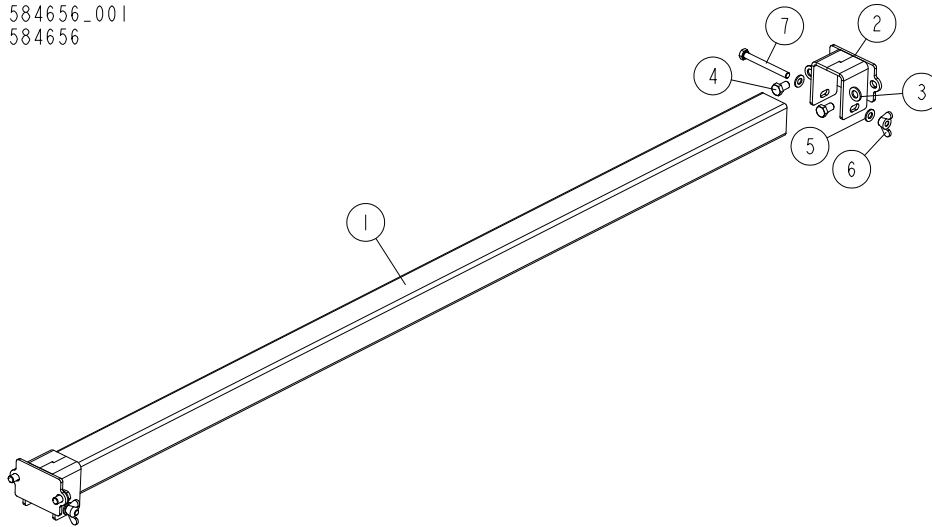


REF	DESCRIPTION (◆ indicates parts available in assemblies only)	PART #	QTY
-	SHOCK ABSORBER, SHORT	550191	1
-	short ROLLER, SHOCK absorber	550192	1
1	roller PLATE, shock absorber	550189-1	1
2	ROD WELDMENT, BUMPER SPRING	510818-1	4
3	SPRING, 110X46X6.5 CUSHION	510815	4
4	SPRING, 60X23X3	088992	4
5	WASHER, 21 FLAT ZINC	F81059-2	8
6	NUT, M20-8 HEX ZINC	F81037-1	8
7	WASHER, 17 FLAT ZINC	F81058-1	4
8	NUT, M16-8 HEX NYLON ZINC LOCK	F81036-2	2
9	PIN, 4X30 COTTER ZINC-PLATED	F81043-22	4
10	WASHER, WM4000 ROLLER MOUNTING	510874-1	2
11	WASHER, 6.4 FLAT ZINC	F81053-1	2
12	BOLT, M6X12-8.8 HEX HEAD FULL THREAD ZINC	F81001-7	2
-	ROLLER W/RUBBER BUSHING	527048	1
13	ROLLER, FRAME M/S	527044-1	1
14	RING, Z60 OUTSIDE RETAINING	F81090-62	2
15	RING, 61/80X3 SPACER	515895	4
16	BOLT, M10X20-5.8 HEX HEAD FULL THREAD ZINC	F81003-1	2
17	WASHER, 10.5 SPECIAL FLAT ZINC	F81055-6	2

REF	DESCRIPTION (◆ indicates parts available in assemblies only)	PART #	QTY	
18	ROLLER, RUBBER	517493	4	
19	BOLT, M1 6X75-8.B-B HEX HEAD FULL THREAD	F81006-10	2	
20	FRAME, SHORT TABLE	550187-1	1	
21	BOLT, M10X125 CARRIAGE	F81003-34	2	
22	WASHER, 10.5 FLAT ZINC	F81055-1	10	
23	NUT, M10-8-B HEX NYLON ZINC LOCK	F81033-1	6	
24	BOLT, M10X75-8.8 HEX HEAD ZINC	F81003-15	4	

9.17 Loader-Arm Rail - "L" Frame

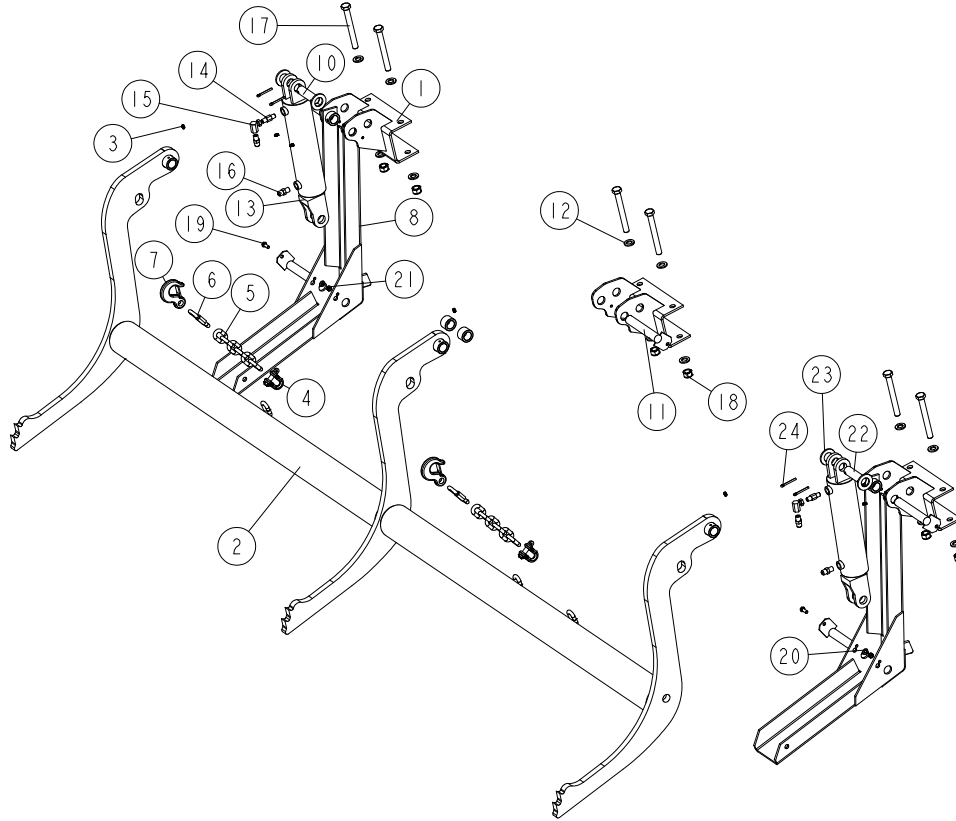
584656_001
 584656



REF	DESCRIPTION (u indicates parts available in assemblies only)	PART #	QTY
-	RAIL, LOADER-ARM "L" FRAME	584656	1
1	TUBE, "L" FRAME 2+1 LOADER CONNECTION BRACKET	568390-1	1
2	BRACKET, CONNECTION LOADER	584650-1	2
3	WASHER, 13 FLAT ZINC	F81056-1	4
4	BOLT, M12X20-8.8 HEX HEAD FULL THREAD ZI	F81004-67	4
5	WASHER, 10.5 FLAT ZINC	F81055-1	4
6	NUT, M10 WING	F81033-8	2
7	BOLT, M10X95-8.8-B HEX HEAD ZINC	F81003-71	2

9.18 Log Loader, 3-arms, L-Frame

527060_001_A
527060_MANUAL



REF	DESCRIPTION (◆ indicates parts available in assemblies only)	PART #	QTY
-	LOG LOADER, 3-ARMS, L-FRAME	527060	1
1	BRACKET, LOG LOADER ("M" SUPER FRAME)	500747-1	3
-	LOG LOADER, FRAME 9,5M - COMPLETE	527059	1
2	LOG LOADER, WLDMT/PTD.	527058-1	1
3	Fitting, 3/16x3/16 Straight Grease	P04107	3
4	SHACKLE, M-D .63	086540	2
-	CHAIN, HYDRAULIC LOG LOADER SAFETY	A04376	2
5	CHAIN, N-10X35 - 6-LINK	100951-1	1
6	CARABINER 10	100767	1
7	HOOK, 5/8 SAFTEY CHAIN	P12075	1
-	COMPLETE LOG LOADER FOOT, 9.5 M FRAME	090049	2
8	FOOT WELDMENT, LOG LOADER (9.5 M FRAME)	090048-1	1
9	Fitting, 3/16x3/16 Straight Grease	P04107	2
10	PIN WELDMENT, LOADER	099127-1	5
11	BOLT, 5/16-18 X 3/4 SELF-TAPPING	F05015-30	3
12	WASHER, 17 FLAT ZINC	F81058-1	12
-	CYLINDER ASSY, LOG LOADING SUPER	015562	2
13	CYLINDER, CJ-S95-16-70/32/203 HYDRAULIC	088680	1
14	FITTING, 1/4NPT VELOCITY FUSE 5.0GPM	015750	1
15	Fitting, 1/4NPT-1/4JIC Swivel Elbow	P12199	1



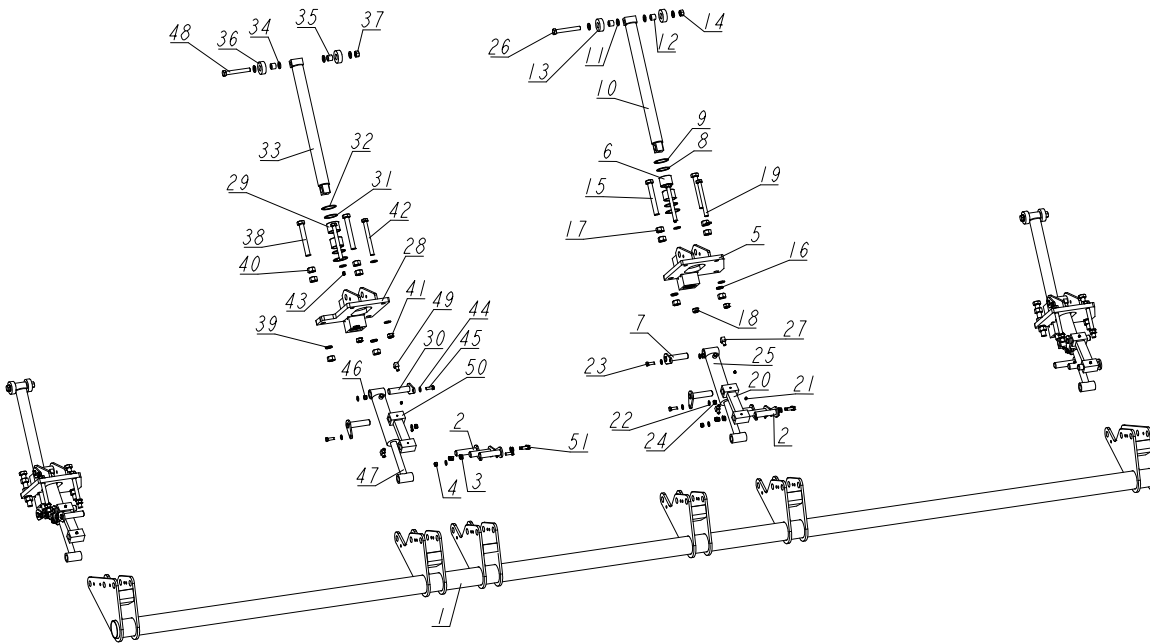
HYDRAULIC SYSTEM

Log Loader, 3-arms, L-Frame

REF	DESCRIPTION (◆ indicates parts available in assemblies only)	PART #	QTY	
16	FITTING, 3/8JIC-1/4NPT STRAIGHT	015560	2	
17	BOLT, M16X140-8.8 HEX HEAD ZINC	F81006-4	6	
18	NUT, M16-8 HEX NYLON ZINC LOCK	F81036-2	6	
19	BOLT, M8X20-8.8-B HEX HEAD FULL THREAD Z	F81002-4	2	
20	WASHER, 8.4 FLAT ZINC	F81054-1	2	
21	NUT, M8-8-B HEX NYLON ZINC LOCK	F81032-2	2	
22	PIN, HYDRAULIC CYLINDER ZINC-PLATED	086979-1	2	
23	WASHER, 28 FLAT ZINC	F81061-1	4	
24	PIN, S-ZN 5X40 COTTER	F81043-31	4	
25	BUSHING, 25.8/38-26	557134-1	2	

9.19 Vertical Side Support Kit - L-type frame

503567_001
503567_MANUAL



REF	DESCRIPTION (◆ indicates parts available in assemblies only)	PART #	QTY
-	SUPPORT KIT, SPECIAL VERTICAL SIDE (L)	503567	1
1	Mount weldment, vertical side support L-Type frame	500001-1	1
2	PIN WELDMENT, VERTICAL SIDE SUPPORT ZINC	091197-1	12
3	WASHER, 10.5 FLAT ZINC	F81055-1	24
4	NUT, M10-8-B HEX NYLON ZINC LOCK	F81033-1	12
-	VERTICAL SIDE SUPPORT FOR STATIONARY FRA	508957	3
5	Mount weldment, LT70/300 Vertical Side SUPPORT	508958-1	1
6	BUSHING, 5040BS NON-GREASABLE	088660	2
7	PIN WELDMENT, VERTICAL SIDE SUPPORT ZINC	091197-1	2
8	RING, LT70/300 VERTICAL SIDE SUPPORT ZINC	094004-1	2
9	RING, 62W INSIDE RETAINING	F81090-1	2
10	ROD WELDMENT, VERTICAL SIDE SUPPORT	508971-1	1
11	WASHER, 17 FLAT ZINC	F81058-1	8
12	BUSHING, LT70/300 VERTICAL SIDE SUPPORT B	094012	2
13	ROLLER, LT70/300 VERTICAL SIDE SUPPORT Z	094013-1	2
14	NUT, M16-5.8 HEX ZINC	F81036-1	1
15	BOLT, ISO 4017 M20X150 8.8 ZINC-PLATED	F81007-3	2
16	WASHER, 20.5 SPLIT LOCK ZINC	F81059-1	2
17	NUT, M20-8 HEX ZINC	F81037-1	6
18	NUT, M16-8 HEX NYLON ZINC LOCK	F81036-2	2
19	BOLT, M16X160 -8.8 HEX HEAD ZINC	F81006-20	2
20	LINK WELDMENT, LT70/300 VERTICAL SIDE SU	094016-1	1
21	FITTING, M6 GREASE	086280	3



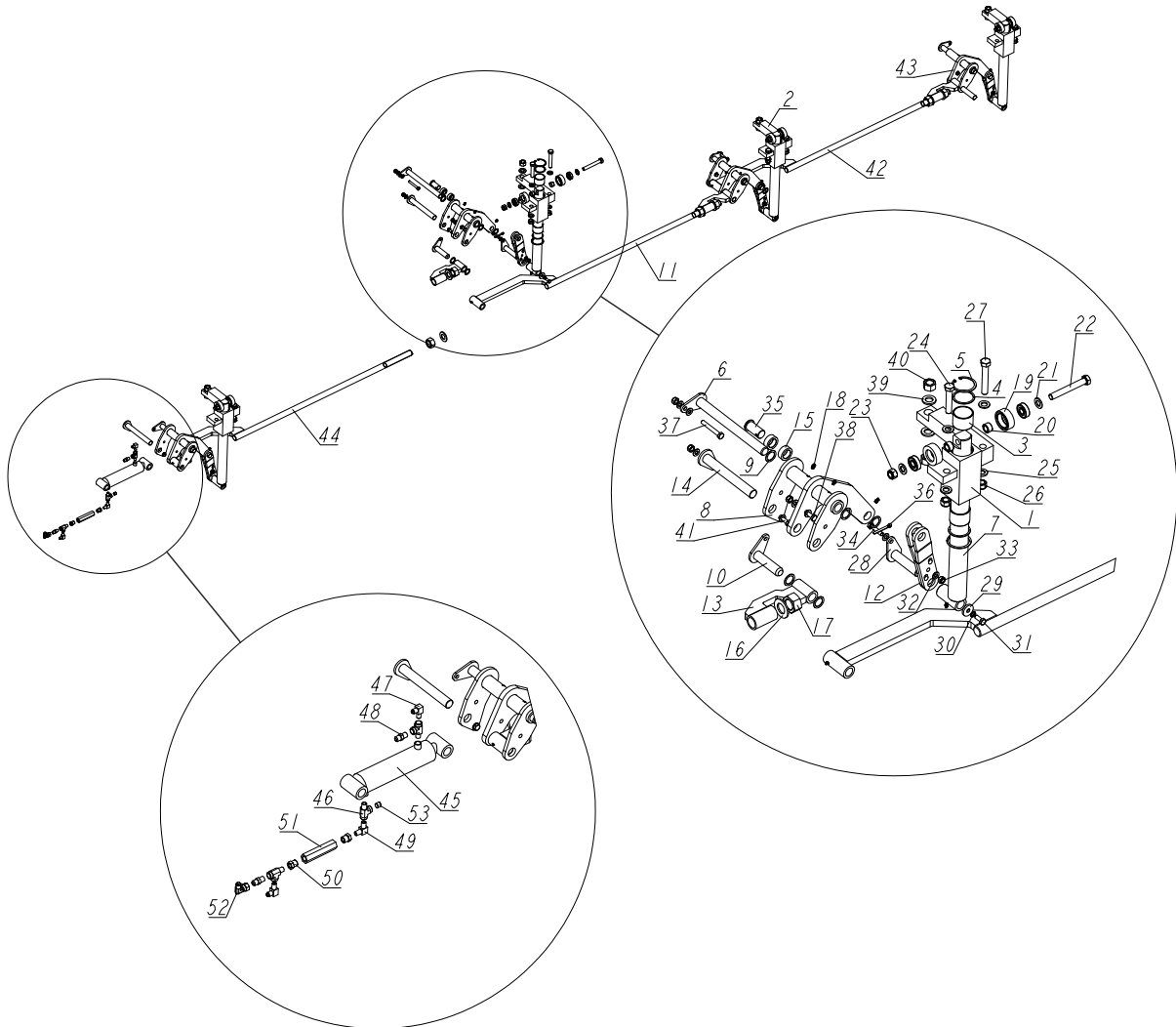
HYDRAULIC SYSTEM

Vertical Side Support Kit - L-type frame

REF	DESCRIPTION (◆ indicates parts available in assemblies only)	PART #	QTY	
22	WASHER, 10.5 FLAT ZINC	F81055-1	4	
23	BOLT, M10X30-5.8 HEX HEAD FULL THREAD ZI	F81003-2	2	
24	NUT, M10-8-B HEX NYLON ZINC LOCK	F81033-1	2	
25	CYLINDER, 28/150 1/4 NPT PORT HYDRAULIC	094002	1	
26	BOLT, ISO 24014 M16X120_8.8 A2E	F81006-25	1	
27	FITTING, 3/8JIC-1/4NPT 90L	015491	2	
-	VERTICAL SIDE SUPPORT FOR STATIONARY FRA	508960	1	
28	MOUNT WELDMENT, VERTICAL SUPPORT GUIDE -	508961-1	1	
29	BUSHING, 5040BS NON-GREASABLE	088660	2	
30	PIN WELDMENT, VERTICAL SIDE SUPPORT ZINC	091197-1	2	
31	RING, LT70/300 VERTICAL SIDE SUPPORT ZIN	094004-1	2	
32	RING, 62W INSIDE RETAINING	F81090-1	2	
33	ROD WELDMENT, VERTICAL SIDE SUPPORT	508971-1	1	
34	WASHER, 17 FLAT ZINC	F81058-1	8	
35	BUSHING, LT70/300 VERICAL SIDE SUPPORT B	094012	2	
36	ROLLER, LT70/300 VERTICAL SIDE SUPPORT Z	094013-1	2	
37	NUT, M16-5.8 HEX ZINC	F81036-1	1	
38	BOLT, ISO 4017 M20X150 8.8 ZINC-PLATED	F81007-3	2	
39	WASHER, 20.5 SPLIT LOCK ZINC	F81059-1	2	
40	NUT, M20-8 HEX ZINC	F81037-1	6	
41	NUT, M16-8 HEX NYLON ZINC LOCK	F81036-2	2	
42	BOLT, M16X160 -8.8 HEX HEAD ZINC	F81006-20	2	
43	FITTING, M6 GREASE	086280	3	
44	WASHER, 10.5 FLAT ZINC	F81055-1	4	
45	BOLT, M10X30-5.8 HEX HEAD FULL THREAD ZI	F81003-2	2	
46	NUT, M10-8-B HEX NYLON ZINC LOCK	F81033-1	2	
47	CYLINDER, 28/150 1/4 NPT PORT HYDRAULIC	094002	1	
48	BOLT, ISO 24014 M16X120_8.8 A2E	F81006-25	1	
49	FITTING, 3/8JIC-1/4NPT 90L	015491	2	
50	LINK WELDMENT, LT70/300 VERTICAL SIDE SU	094016-1	1	
51	BOLT, DIN933-M10X30-8.8-A2E HEX HEAD	F81003-111	12	

9.20 Side Supports "L" Frame

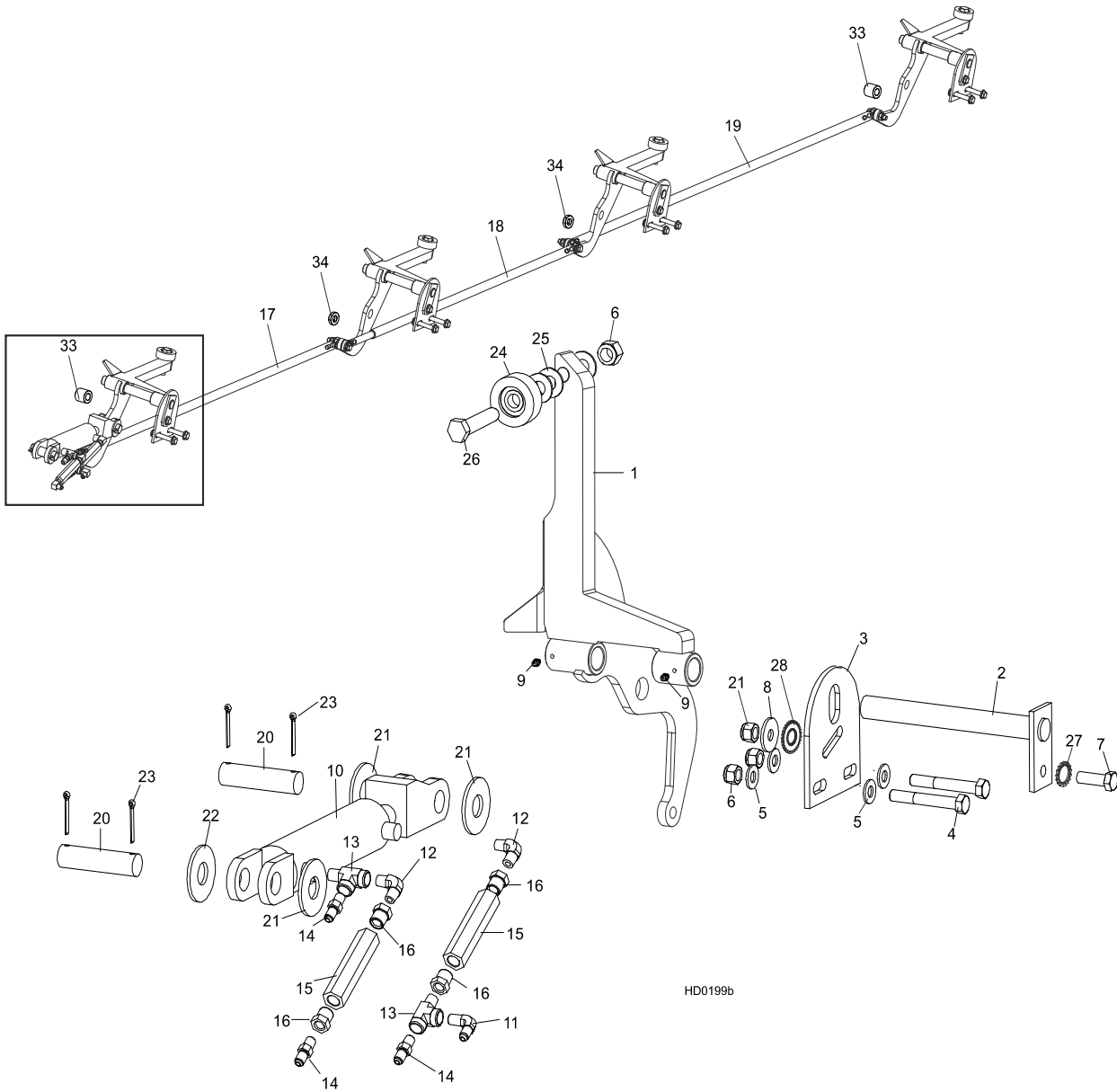
568335_001
568335



REF	DESCRIPTION (u indicates parts available in assemblies only)	PART #	QTY
-	SUPPORT ASSY, L FRAME SIDE	568335	1
1	BLOCK WELDMENT, LX450 SIDE SUPPORT GUIDE	519034-1	3
2	BLOCK WELDMENT, VERTICAL SIDE SUPPORT GU	545581-1	1
3	BUSHING, 5040BS NON-GREASABLE	088660	8
4	RING, LT70/300 VERTICAL SIDE SUPPORT ZIN	094004-1	8
5	ring, PN-M/85111 retaining	F81090-1	8
6	PIN WELDMENT, 25X279 ZINC-PLATED	516140-1	4
7	SUPPORT, COMPLETE SIDE	516125-1	4
8	ARM WELDMENT, SIDE SUPPORT (I)	584648-1	3
9	WASHER, 25.7/35-1.5	503406	17
10	PIN WELDMENT, VERTICAL SIDE SUPPORT ZINC	091197-1	1
11	pusher, vertical side support middle	568339-1	1
12	LINK, SIDE SUPPORT ARM	532772-1	4
13	BRACKET, SIDE SUPPORT ADJUSTMENT	516116-1	3

REF	DESCRIPTION (u indicates parts available in assemblies only)	PART #	QTY
14	SHAFT WELDMENT, SIDE SUPPORT ZINC-PLATED	520299-1	4
15	BUSHING, SIDE SUPPORT	087315	2
16	WASHER, 31 FLAT ZINC	F81061-9	6
17	NUT, M30 HEX ZINC	F81038-3	6
18	fitting, PN/M-86002 grease	086280	12
-	ROLLER ASSEMBLY, LOG SIDE SUPPORT	516142	4
19	ROLLER, SIDE SUPPORT	015014-1	2
20	BUSHING, 16.5/25-14 SPACER ZINC	501415-1	2
21	WASHER, 17 SPLIT LOCK ZINC	F81058-1	2
22	BOLT, ISO 24014 M16X120_8.8 A2E	F81006-25	1
23	NUT, M16-8-HEX NYLON ZINC LOCK	F81036-2	1
24	BOLT, M16X80 8.8-B- HEX HEAD FULL THREAD	F81006-11	2
25	WASHER, 17 SPLIT LOCK ZINC	F81058-1	13
26	NUT, M16-8-HEX NYLON ZINC LOCK	F81036-2	6
27	BOLT, M16X100-8.8 HEX HEAD FULL THREAD Z	F81006-2	4
28	PIN WELDMENT W/LOCK	519040-1	4
29	WASHER, 11/34.5-5	089973	2
30	WASHER, Z 10.2 SPLIT LOCK ZINC	F81055-2	2
31	BOLT, M10X25 8.8 HEX HEAD FULL THREAD ZI	F81003-11	2
32	WASHER, 10.5 FLAT ZINC	F81055-1	22
33	NUT, M10-8-B HEX NYLON ZINC LOCK	F81033-1	11
34	BOLT, M10X45-8.8 HEX HEAD FULL THREAD ZI	F81003-3	4
35	PIN, LINK	578575-1	4
36	PIN, S-ZN-6.3X45 COTTER	F81045-2	2
37	BOLT, M10X75-8.8 HEX HEAD ZINC	F81003-15	2
38	BOLT, M10X40-8.8 HEX HEAD FULL THREAD ZI	F81003-16	1
39	WASHER, 21 FLAT ZINC	F81059-2	8
40	NUT, M20-8-FE/ZN5 PN-86/M-82144	F81037-1	8
41	BOLT,M10X35-8.8 HEX HEAD FULL THREAD ZIN	F81003-17	4
42	pusher, vertical side support left	568343-1	1
43	ARM, SIDE SUPPORT - COMPLETE	515998-1	1
44	pusher, vertical side support right	568344-1	1
-	CYLINDER ASSEMBLY, HYDRAULIC STANDARD PL	555238	1
45	CYLINDER, 28/150 1/4 NPT PORT HYDRAULIC	094002	1
46	FITTING, C3759X4 MALE 'T'	P09141	3
47	FITTING, 3/8JIC-1/4NPT 90 ELBOW	015491	2
48	FITTING, 3/8JIC-1/4NPT STRAIGHT	015560	2
49	Fitting, 1/4NPT Male Pipe Elbow	P09140	1
50	FITTING, 3/8" NPT X 1/4" NPT REDUCER	015490	2
51	Valve, Side Support Sequence	015484	1
52	FITTING, M/F-90-9/16 JIC ELBOW	500597	1
53	PLUG, 1/4-18 NPT BLANK	096221	1

9.21 Hydraulic Log Side Supports (L Type Frame)



HD0199b

REF.	DESCRIPTION (◆ Indicates Parts Available In Assemblies Only)	PART #	QTY
	hydraulic log side supports (L type frame)	093746	1
1	SUPPORT, HYDRAULIC LOG SIDE	091653-1	4
2	pin, log side support pivot	091549-1	4
3	plate, log side support end	091591-1	4
4	BOLT, M12X75-8.8 Hex head zinc	F81004-21	8
5	WASHER, 13 FLAT ZINC	F81056-1	16
6	NUT, M12-8 HEX NYLON ZINC LOCK	F81034-2	12
7	BOLT, M12 X 35-8.8 HEX HEAD FULL THREAD ZINC	F81004-24	4
8	Washer, 15 Special flat Zinc	F81057-3	4
9	FITTING, 3/16" GREASE	P04107	8
	CYLINDER ASSY, 2x6 SIDE SUPPORT SUPER	015561	1



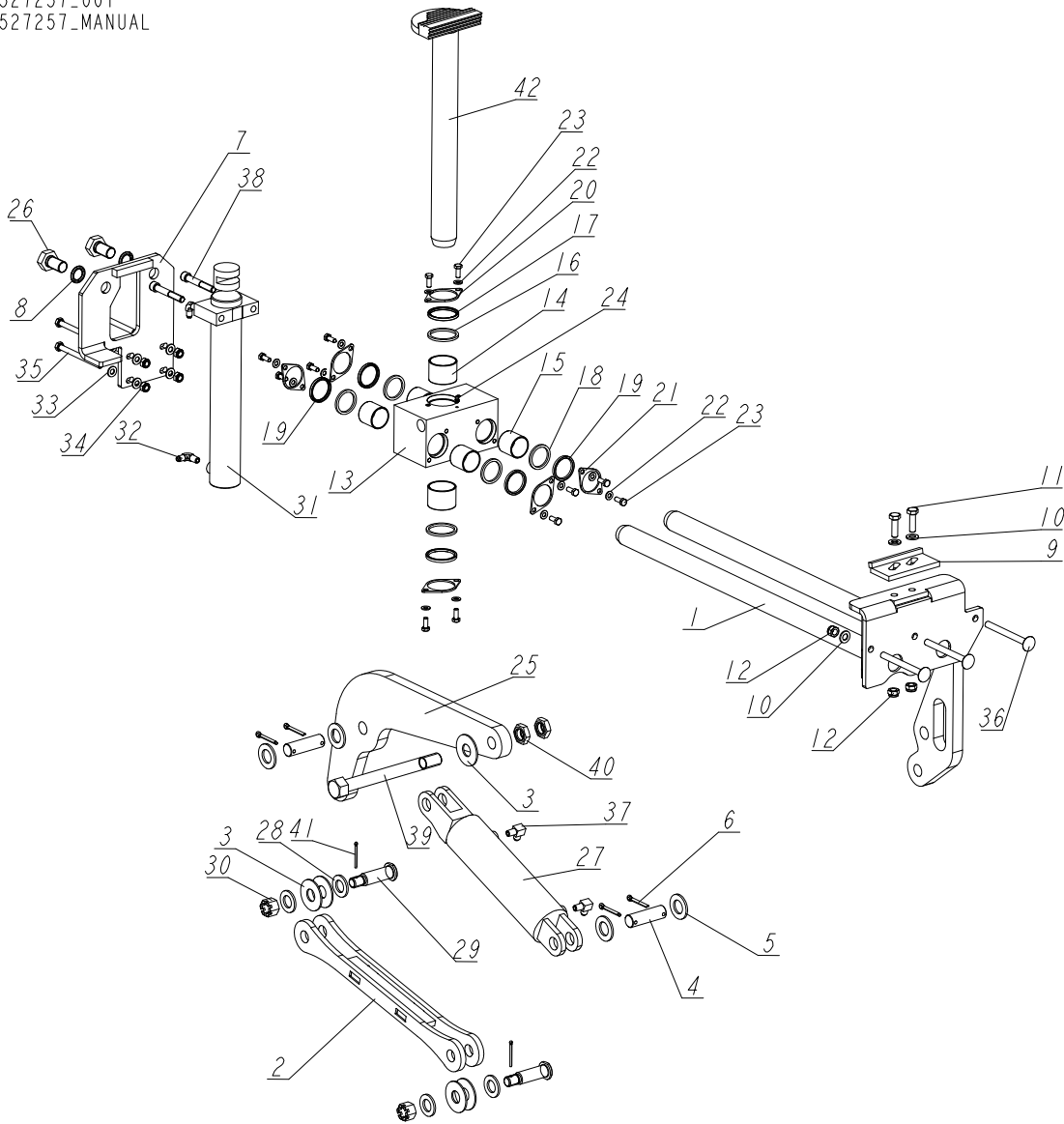
HYDRAULIC SYSTEM

Hydraulic Log Side Supports (L Type Frame)

10	Cylinder, CJ-S270-16-50/28/152 Hydraulic	088678	1	
	Seal Kit, 6" x 2" Hydraulic Cylinder	P12954	1	
11	Fitting, 3/8JIC-1/4NPT 90L	015491	2	
12	Fitting, C3529x4 90° Pipe	P09140	4	
13	Fitting, C3759x4 Male 'T'	P09141	2	
14	Fitting, 3/8JIC-1/4NPT Straight	015560	2	
15	Valve, Hydraulic Sequence	015484	2	
16	Fitting, 3/8" NPT - 1/4" NPT Reducer	015490	4	
17	ROD, HYDRAULIC SIDE SUPPORT LINK L-1675 COMPLETE	089842	1	
18	ROD, HYDRAULIC SIDE SUPPORT LINK L-1480 COMPLETE	089376	1	
19	ROD, HYDRAULIC SIDE SUPPORT LINK L-1960 COMPLETE	089377	1	
20	PIN, CYLINDER MOUNT	086979-1	2	
21	WASHER, 28 FLAT ZINC	F81061-1	3	
22	WASHER, 26 FLAT ZINC DIN 1440	F81054-8	1	
23	PIN, 5 X 40 COTTER	F81043-31	4	
	Roller Kit, Side SUpport	015109	4	
24	Roller Assembly, Side Support	015014-1	4	
25	Washer, 17 Flat Zinc	F81058-1	12	
26	BOLT, M16x65-8.8-B HEX HEAD FULL THREAD ZINC	F81006-1	4	
27	WASHER, BN781 M12/13 SERRATED	F81056-16	4	
28	WASHER, BN783 M12/12.3/30.3 SERRATED	F81056-17	4	
	Instruction Sheet, Side Support Roller	015109-526	1	
33	BUSHING 13/25-25 ZINC	505895-1	2	
34	BUSHING 12.2/25-6.5 ZINC	541891-1	2	

9.22 Main Hydraulic Log Clamp (2 Rods)

527257_001
527257_MANUAL



REF	DESCRIPTION (◆ indicates parts available in assemblies only)	PART #	QTY
-	CLAMP, MAIN HYDRAULIC - 2 RODS	527257	1
1	ROD WELDMENT, MAIN HYDRAULIC CLAMP	525107-1	1
2	ARM WELDMENT, HYDRAULIC CLAMP LINK PTD	086963-1	1
3	WASHER, 25 X 63 ZINC-PLATED	088585-1	5
4	PIN, HYDRAULIC CYLINDER ZINC-PLATED	086979-1	2
5	WASHER, 28 FLAT ZINC	F81061-1	4
6	pin, S-Zn-6.3x45 cotter	F81045-2	4
7	PLATE, MOUNT (LOG CLAMP W/2 RODS)	527258-1	1
8	WASHER, Z 22.5 SPLIT LOCK ZINC	F81059-4	2
9	STOP WLDMT, HYDRAULIC LOG CLAMP PAINTED	086980-1	1
10	WASHER, 13 FLAT ZINC	F81056-1	5
11	BOLT, M12X40 8.8 HEX HEAD FULL THR.ZINC	F81004-4	2

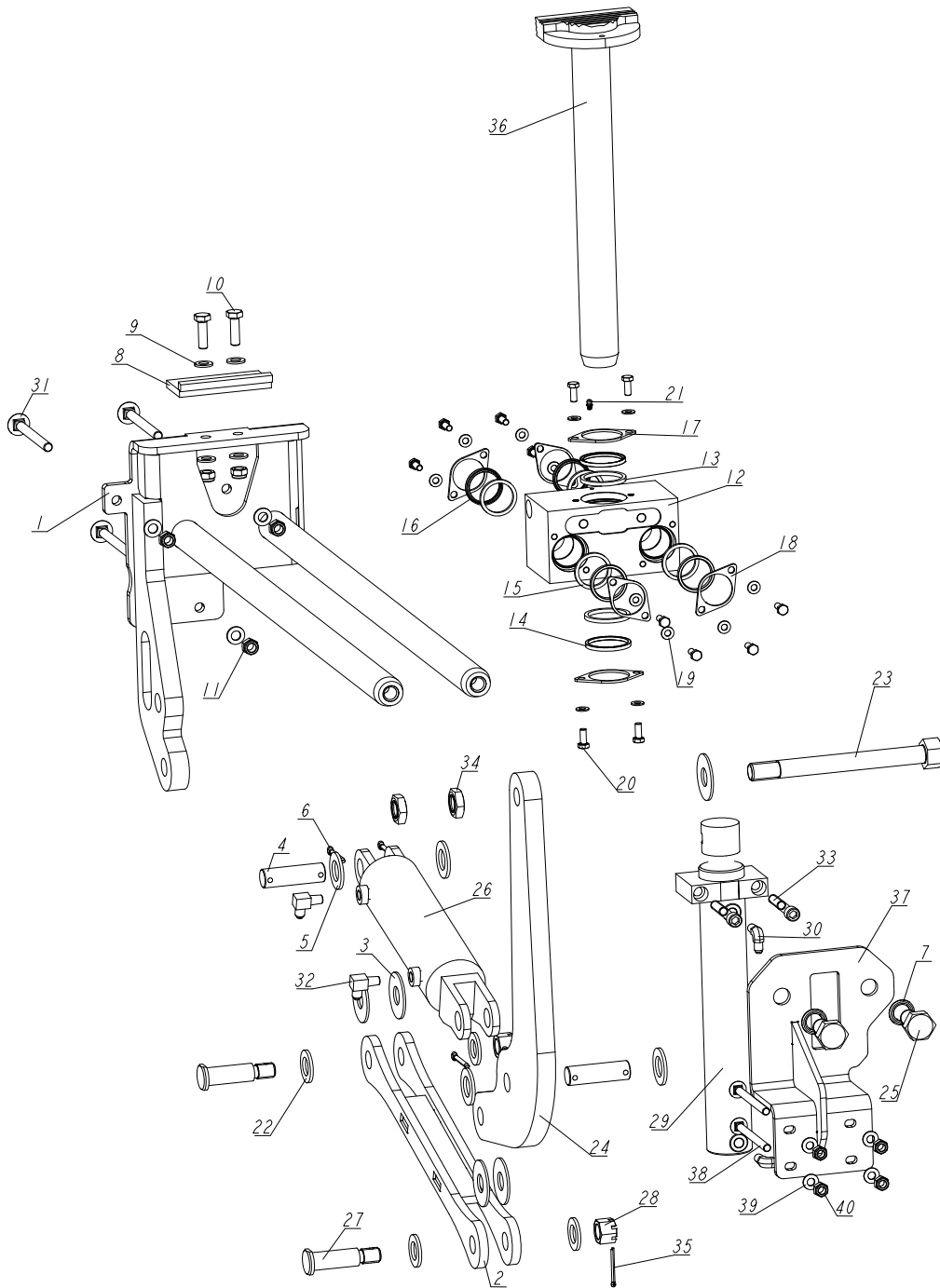


HYDRAULIC SYSTEM

Main Hydraulic Log Clamp (2 Rods)

REF	DESCRIPTION (◆ indicates parts available in assemblies only)	PART #	QTY
12	NUT, M12 8 HEX NYLON ZINC LOCK	F81034-2	5
-	BLOCK, STEEL W/BUSHINGS - COMPLETE	521951	1
-	BLOCK, STEEL W/BUSHINGS	521950-1	1
13	BLOCK, STEEL	521937	1
14	BUSHING, 5040BS NON-GREASABLE	088660	2
15	BUSHING, 4040BS SELF-LUBRICATING	525077	4
16	SPACER, HYDRAULIC LOG CLAMP	089324	2
17	WIPER, ZZ 50X60X7 INCO LOG CLAMP ROD	088587	2
18	WASHER, WIPER - WIDE	525080	4
19	WIPER, ZZ-40X50X5/7	525079	4
20	FLANGE, CLAMP ROD WIPER PAINTED	088887-1	2
21	FLANGE, WIPER	525081-1	4
22	washer, 8.4 Flat zinc	F81054-1	12
23	BOLT, M8X20-8.8-B HEX HEAD FULL THREAD Z	F81002-4	12
24	Fitting, 3/16x3/16 Straight Grease	P04107	1
25	ARM, HYDRAULIC LOG CLAMP LINK	086974-1	1
26	BOLT,M22X1,5X40-8.8-B HEX HEAD FULL ZINC	F81009-1	2
27	CYLINDER, CJ-596-16-70/32/78 HYDRAULIC	088589	1
	GASKET, WM 70/32H178AU(088589)(088680)	589503-S	1
28	WASHER, 25 FLAT ZINC	F81061-3	4
29	PIN, B 24X95/85 CLEVIS ZINC	F81049-2	2
30	NUT, Z M20-8-B SLOTTED CASTLE ZINC	F81037-3	2
31	CYLINDER, CJ-S582-16-50/35/300	711617	1
32	Fitting, 1/4NPTx1/4JIC Male Elbow	P09142	2
33	washer, 10.5 Flat zinc	F81055-1	8
34	NUT, M10-8-B HEX NYLON ZINC LOCK	F81033-1	4
35	BOLT, M10 X 125-8.8 HEX HEAD ZINC	F81003-18	4
36	BOLT, M12X130-8.8 CARRIAGE HEAD ZINC	F81004-26	3
37	Fitting, 3/8JIC-1/4NPT 90L	015491	2
38	SCREW, M12X80-8.8 HEX SOCKET HEAD CAP ZINC	F81004-20	2
39	BOLT M24X240-8.8-B HEX HEAD ZINC	F81009-17	1
40	NUT, M24-04-B HEX THIN ZINC	F81039-3	2
41	PIN, 4X30 COTTER ZINC-PLATED	F81043-22	2
42	ROD ASSEMBLY, VERTICAL	710735-1	1

9.23 Main Log Clamp (540970)



REF	DESCRIPTION (◆ indicates parts available in assemblies only)	PART #	QTY
-	MAIN LOG CLAMP	540970	1
1	rod assembly, main log clamp	540969-1	1
2	ARM WELDMENT, HYDRAULIC CLAMP LINK PTD	086963-1	1
3	WASHER, 25 x 63 ZINC-PLATED	088585-1	5
4	PIN, HYDRAULIC CYLINDER ZINC-PLATED	086979-1	2
5	WASHER, 28	F81061-1	4

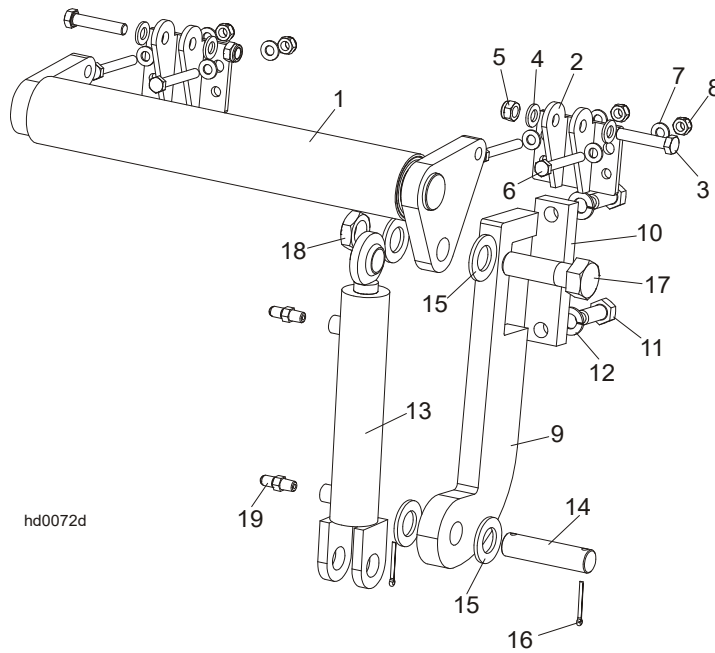


HYDRAULIC SYSTEM

Main Log Clamp (540970)

REF	DESCRIPTION (◆ indicates parts available in assemblies only)	PART #	QTY	
6	PIN, S-ZN-6.3X45 COTTER	F81045-2	4	
7	WASHER, Z 22.5 SPLIT LOCK ZINC	F81059-4	2	
8	STOP WLDMT, HYDRAULIC LOG CLAMP PAINTED	086980-1	1	
9	WASHER,13 FLAT ZINC	F81056-1	7	
10	BOLT, M12x40 8.8 HEX HEAD FULL THR.ZINC	F81004-4	2	
11	NUT, M12 8 HEX NYLON ZINC LOCK	F81034-2	5	
-	BLOCK, STEEL W/BUSHINGS - COMPLETE	521951	1	
12	BLOCK, STEEL W/BUSHINGS	521950-1	1	
13	SPACER, HYDRAULIC LOG CLAMP	089324	2	
14	WIPER, ZZ 50x60x7 INCO LOG CLAMP ROD	088587	2	
15	WASHER, WIPER - WIDE	525080	4	
16	WIPER, ZZ-40X50X5/7	525079	4	
17	FLANGE, CLAMP ROD WIPER PAINTED	088887-1	2	
18	FLANGE, WIPER	525081-1	4	
19	WASHER, 8.4 FLAT ZINC	F81054-1	12	
20	BOLT, M8x20-8.8-B HEX HEAD FULL THREAD Z	F81002-4	12	
21	FITTING, 3/16X3/16 STRAIGHT GREASE	P04107	1	
22	WASHER, 25 FLAT ZINC	F81061-3	4	
23	BOLT M24X240-8.8-B HEX HEAD ZINC	F81009-17	1	
24	arm, log clamp	547699-1	1	
25	BOLT,M22X1,5X40-8.8-B HEX HEAD FULL ZINC	F81009-1	2	
26	CYLINDER, CJ-596-16-70/32/78 HYDRAULIC	088589	1	
	GASKET, WM 70/32H178AU(088589)(088680)	589503-S	1	
27	PIN, B 24x95/85 CLEVIS ZINC	F81049-2	2	
28	NUT, Z M20-8-B SLOTTED CASTLE ZINC	F81037-3	2	
29	CYLINDER, CJ-S582-16-50/35/300	711617	1	
30	FITTING, 1/4NPTX1/4JIC MALE ELBOW	P09142	2	
31	Bolt, M12x130-8.8 Carriage Head Zinc	F81004-26	3	
32	FITTING, 3/8JIC-1/4NPT 90L	015491	2	
33	SCREW, M12x80-8.8 HEX SOCKET HEAD CAP ZI	F81004-20	2	
34	NUT, M24-04-B HEX THIN ZINC	F81039-3	2	
35	PIN, 4x30 COTTER ZINC-PLATED	F81043-22	2	
36	ROD ASSEMBLY, VERTICAL	710735-1	1	
37	bracket, complete	547682-1	1	
38	BOLT, M10X125 CARRIAGE	F81003-34	4	
39	WASHER, 10.5 FLAT ZINC	F81055-1	4	
40	NUT, M10-8-B HEX NYLON ZINC LOCK	F81033-1	4	

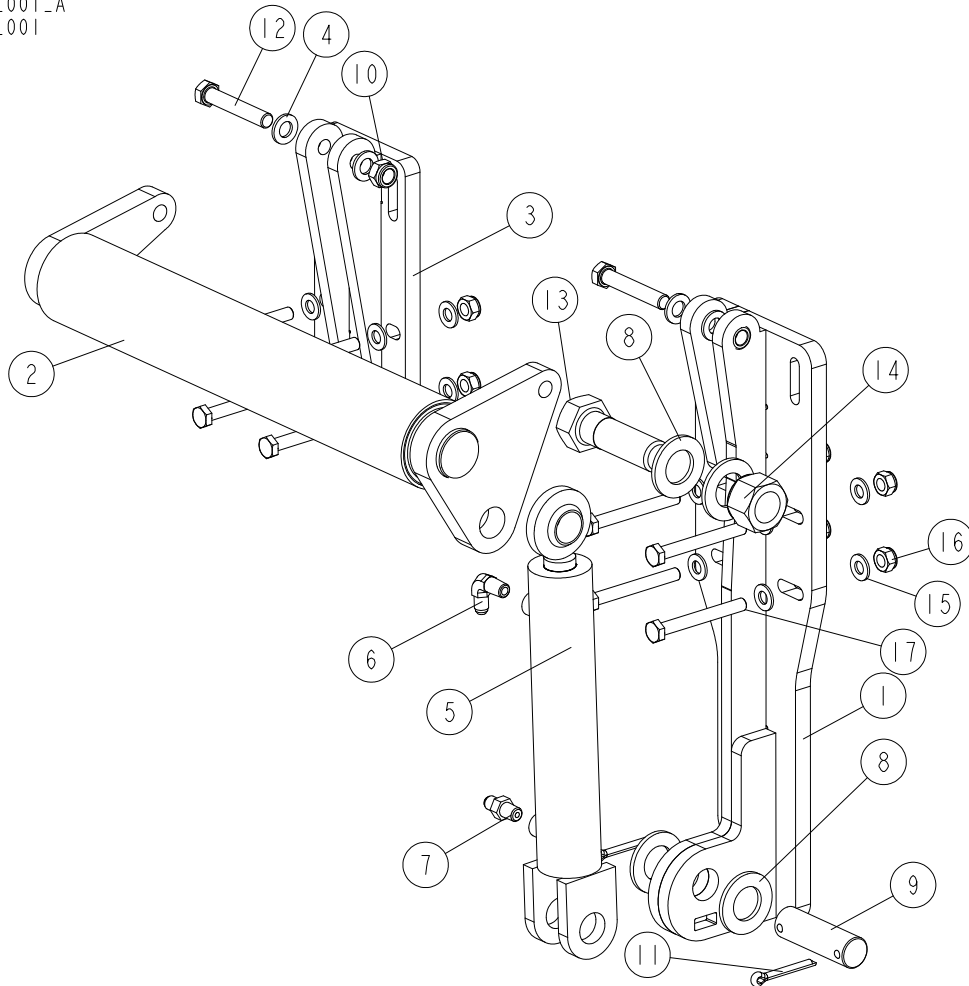
9.24 Hydraulic Toe Board



REF	DESCRIPTION (◆ indicates parts available in assemblies only)	PART #	QTY	
	HYDRAULIC TOE BOARD - REAR	092634	1	
1	ROLLER WELDMENT, HYDRAULIC TOE BOARD	086253-1	1	
2	BRACKET, TOE BOARD ROLLER MOUNT	087903-1	2	
3	Bolt, M12x60-8.8 Hex Head Zinc	F81004-5	4	
4	WASHER, 13 FLAT ZINC	F81056-1	8	
5	NUT, M12 8 HEX NYLON ZINC LOCK	F81034-2	4	
6	Bolt, M10x75-8.8 Hex Head Zinc	F81003-15	8	
7	Washer, 10.5 Flat Zinc	F81055-1	16	
8	NUT, M10-8-B HEX NYLON ZINC LOCK	F81033-1	8	
9	PLATE, TOE BOARD CYLINDER MOUNT	087729-1	2	
10	PLATE, HYDRAULIC TOE BOARD MOUNT	090086-1	2	
11	BOLT, M16X40-8.8 HEX HEAD FULL THREAD ZI	F81006-13	4	
12	Washer, 16.3 Split Lock Zinc	F81058-2	4	
13	Cylinder, CJ-S170-16-40/25/152 Hydraulic	088681	2	
14	PIN, HYDRAULIC CYLINDER ZINC-PLATED	086979-1	2	
15	Washer, 28 Flat Zinc	F81061-1	8	
16	Pin, 3/16x1.5 Cotter Zinc	F05012-23	4	
17	Bolt, 1-8x3 1/4 Hex Head Grade 5	F05009-51	2	
18	Nut, 1-14 Hex Jam Unplated	F05010-117	2	
19	Fitting, 1/4NPTx1/4JIC Male	P09143	4	

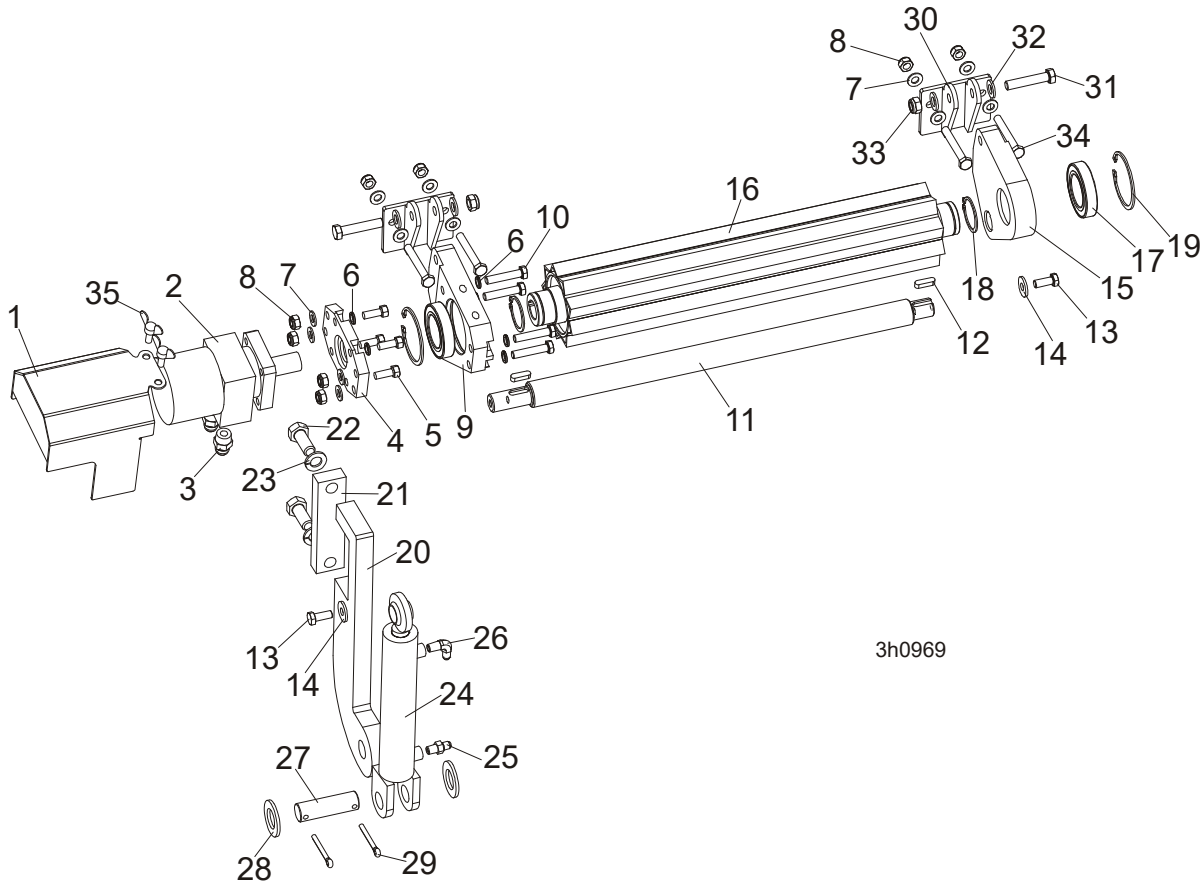
9.25 Left Hydraulic Toe Board (on lower bed rail)

519735_001_A
519735_001



REF	DESCRIPTION (◆ indicates parts available in assemblies only)	PART #	QTY
-	ROLLER, LEFT HYDRAULIC TOE BOARD (MOUNTED ON LOWER BED RAIL)	519735	1
1	BRACKET WELDMENT, HYDRAULIC CYLINDER MOUNT (LEFT)	527018-1	1
2	ROLLER WELDMENT, HYDRAULIC TOE BOARD	086253-1	1
3	BRACKET WELDMENT, HYDRAULIC TOE BOARD	520099-1	1
4	WASHER, 13 FLAT ZINC	F81056-1	28
-	CYLINDER, HYDRAULIC TOE BOARD	085937	1
5	CYLINDER, CJ-S170-16-40/25/152 HYDRAULIC	088681	1
6	FITTING, 1/4NPTX1/4JIC MALE ELBOW	P09142	1
7	FITTING, 1/4NPTX1/4JIC MALE	P09143	1
8	WASHER, 28 FLAT ZINC	F81061-1	4
9	PIN, HYDRAULIC CYLINDER ZINC-PLATED	086979-1	1
10	NUT, M12 8 HEX NYLON ZINC LOCK	F81034-2	14
11	PIN, S-Zn-6.3x45 COTTER	F81045-2	2
12	BOLT, M12X70-8.8-HEX HEAD ZINC	F81004-39	2
13	BOLT, M12X90 8.8 HEX HEAD ZINC	F81004-2	12
14	BOLT, 1-8X3 1/4 HEX HEAD GRADE 5	F05009-51	1
15	NUT, 1-8 HEX NYLON LOCK ZINC	F05010-109	1

9.26 Driven Log Levelling Roller (Option)



REF.	DESCRIPTION (◆ Indicates Parts Available In Assemblies Only)	PART#	QTY
	ROLLER, DRIVEN LOG LEVELLING	507649	1
1	Cover, Hydraulic Motor	096037-1	1
2	Motor, MG06-13-13AAAB Hydraulic	P21506	1
3	Fitting, 1/2-14NPT/ 7/16-20UNF	096919	2
4	Plate, Hydraulic Motor Mount	096030-1	1
5	Screw, 3/8-16x1 HHC	F05007-7	4
6	Washer, 10.2 Split Lock Zinc	F81055-2	4
7	Washer, 10.5 Flat Zinc	F81055-1	12
8	Nut, M10-8-B Nylon Hex Zinc Lock	F81033-1	8
9	Bracket, Side w/Hydromotor Connector	096029-1	1
10	Bolt, M10x50-8.8-Hex Head Full Thread Zinc	F81003-4	4
11	Rod	096034	1
12	Key, A8x7x28 Parallel	096035	2
13	Bolt, M10x25 8.8 Hex Head Full Thread Zinc	F81003-31	2
14	Washer, 10.5 Zinc Flat Special	F81055-6	2
15	Bracket	096031-1	1
16	Roller Weldment, Pivot	096028-1	1
17	Bearing, 6009.2RSR	096025	2
18	Ring, Z 45 Spring Retaining	F81090-32	2
19	Ring, W 75 Spring Retaining	F81090-41	2

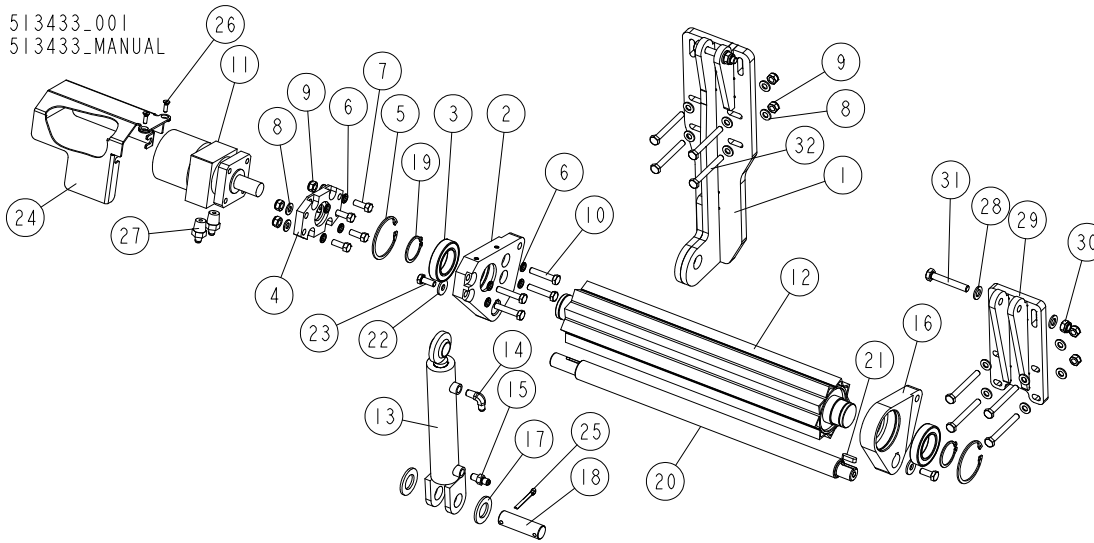


HYDRAULIC SYSTEM

Driven Log Levelling Roller (Option)

20	Bracket, Hydraulic Toe Board Mount	089990-1	1	
21	Plate, Hydraulic Toe Board Mount	090086-1	1	
22	Bolt, M16x40-8.8 Hex Head Full Thread Zinc	F81006-13	2	
23	Washer, 16.3 Split Lock Zinc	F81058-2	2	
	Cylinder, Hydraulic Toe Board	085937	1	
24	Cylinder, CJ-S170-16-40/25/152 Hydraulic	088681	1	
25	Fitting, C5205x4x4 Male	P09143	1	
26	Fitting, 1/4NPTx1/4JIC Male Elbow	P09142	1	
27	Pin, Hydraulic Cylinder Zinc	086979-1	1	
28	Washer, 28 Flat Zinc	F81061-1	2	
29	Pin, S-Zn 6.3x45	F81045-2	2	
30	Bracket, Toe Board Roller Mount	087903-1	2	
31	Bolt, M12x60-8.8 Hex Head Zinc	F81004-5	2	
32	Washer, 13 Zinc Flat	F81056-1	4	
33	Nut, M12-8 Hex Nylon Zinc Lock	F81034-2	2	
34	Bolt, M10x75-8.8-Hex Head Zinc	F81003-15	4	
35	Stud, M6x16 Wing	F81001-16	2	

9.27 Driven Log Levelling Roller (mounted on lower bed rail)



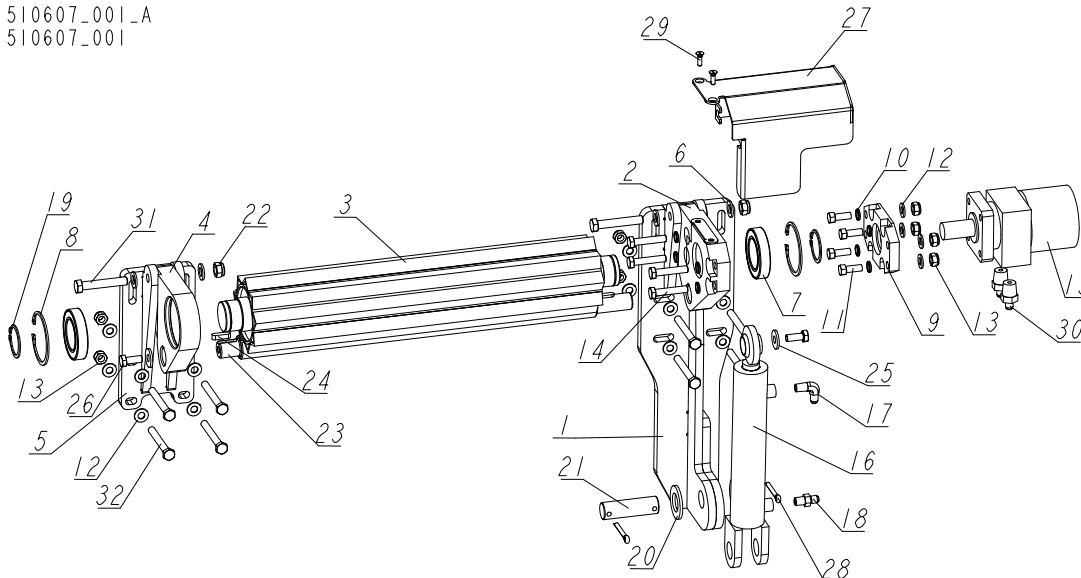
REF	DESCRIPTION (◆ indicates parts available in assemblies only)	PART #	QTY
-	ROLLER, DRIVEN LOG LEVELLING (LOWER BED RAIL)	513433	1
1	BRACKET WELDMENT, POWER ROLLER	510605-1	1
2	BRACKET, SIDE W/HYDRO MOTOR CONNECTOR	096029-1	1
3	BEARING, 6009.2RSR (FAG) ROLLING	096025	2
4	PLATE, HYDRAULIC MOTOR MOUNT	096030-1	1
5	RING, W 75 INSIDE RETAINING	F81090-41	2
6	WASHER, Z 10.2 SPLIT LOCK ZINC	F81055-2	8
7	BOLT, 3/8-16X1 HHC	F05007-7	4
8	WASHER, 10.5 FLAT ZINC	F81055-1	20
9	NUT, M10-8-B HEX NYLON ZINC LOCK	F81033-1	12
10	BOLT, M10x50-8.8 HEX HEAD FULL THREAD ZINC	F81003-4	4
11	MOTOR, MG06-13-13AAAB HYDRAULIC	P21506	1
12	ROLLER WELDMENT, DRIVEN LOG LEVELLING	096028-1	1
-	CYLINDER, HYDRAULIC TOE BOARD	085937	1
13	CYLINDER, CJ-S170-16-40/25/152 HYDRAULIC	088681	1
14	FITTING, 1/4NPTX1/4JIC MALE ELBOW	P09142	1
15	FITTING, 1/4NPTX1/4JIC MALE	P09143	1
16	BRACKET, SIDE	096031-1	1
17	WASHER, 28 FLAT ZINC	F81061-1	2
18	PIN, HYDRAULIC CYLINDER ZINC-PLATED	086979-1	1
19	RING, Z 45 OUTSIDE RETAINING	F81090-32	2
20	ROD, CONNECTION	096034-1	1
21	KEY, A8x7x28 PARALLEL	096035	2
22	WASHER, 10.5 SPECIAL FLAT ZINC	F81055-6	2
23	BOLT, M10X25 8.8 HEX HEAD FULL THREAD	F81003-31	2
24	COVER, HYDRAULIC MOTOR	096037-1	1
25	PIN, S-Zn-6.3x45 COTTER	F81045-2	1
26	SCREW, M6X20-5.8-B SLOTTED COUNTERSUNK HEAD ZINC	F81001-31	2

HYDRAULIC SYSTEM*Driven Log Levelling Roller (mounted on lower bed rail)*

REF	DESCRIPTION (◆ indicates parts available in assemblies only)	PART #	QTY	
27	FITTING, 1/2-14NPT/ 7/16-20UNF STRAIGHT W/MALE THREAD	096919	2	
28	WASHER, 13 FLAT ZINC	F81056-1	4	
29	BRACKET WELDMENT, HYDRAULIC TOE BOARD	520099-1	1	
30	NUT, M12 8 HEX NYLON ZINC LOCK	F81034-2	2	
31	BOLT, M12X75-8.8-HEX HEAD FULL THREAD ZI	F81004-10	2	
32	BOLT, M10X85-8.8-HEX HEAD ZINC	F81003-125	8	

9.28 Driven Log Levelling Roller, Lower Bed Rail (510607), Back "L" Frame (544241)

510607_001_A
510607_001



REF	DESCRIPTION (◆ indicates parts available in assemblies only)	PART #	QTY
-	DRIVEN LOG LEVELLING ROLLER - LEFT W/CLAMP	510607	1
-	DRIVEN LOG LEVELLING ROLLER - LEFT, BACK, "L" FRAME	544241	1
1	BRACKET WELDMENT, HYDRAULIC CYLINDER MOUNT	527018-1	1
2	BRACKET, SIDE W/HYDRO MOTOR CONNECTOR	507684-1	1
3	ROLLER WELDMENT, DRIVEN LOG LEVELLING	096028-1	1
4	BRACKET, SIDE	507687-1	1
5	BRACKET WELDMENT, ROLLER	520099-1 ¹	1
	BRACKET WELDMENT, BACK, "L" FRAME	544240 ²	1
6	WASHER, 13 FLAT ZINC	F81056-1	21
7	BEARING, 6009.2RSR (FAG) ROLLING	096025	2
8	RING, W 75 INSIDE RETAINING	F81090-41	2
9	PLATE, HYDRAULIC MOTOR MOUNT	096030-1	1
10	WASHER, Z 10.2 SPLIT LOCK ZINC	F81055-2	8
11	BOLT, 3/8-16X1 HHC	F05007-7	4
12	WASHER, 10.5 FLAT ZINC	F81055-1	4
13	NUT, M10-8-B HEX NYLON ZINC LOCK	F81033-1	4
14	BOLT, M10x50-8.8 HEX HEAD FULL THREAD ZINC	F81003-4	4
15	MOTOR, MG06-13-13AAAB HYDRAULIC	P21506	1
-	CYLINDER, HYDRAULIC TOE BOARD	085937	1
16	CYLINDER, CJ-S170-16-40/25/152 HYDRAULIC	088681	1
17	FITTING, 1/4NPTX1/4JIC MALE ELBOW	P09142	1
18	FITTING, 1/4NPTX1/4JIC MALE	P09143	1
19	RING, Z 45 OUTSIDE RETAINING	F81090-32	2
20	WASHER, 28 FLAT ZINC	F81061-1	2
21	PIN, 25.4x84	086979	1
22	NUT, M12 8 HEX NYLON ZINC LOCK	F81034-2	11



HYDRAULIC SYSTEM

Driven Log Levelling Roller, Lower Bed Rail (510607), Back "L" Frame (544241)

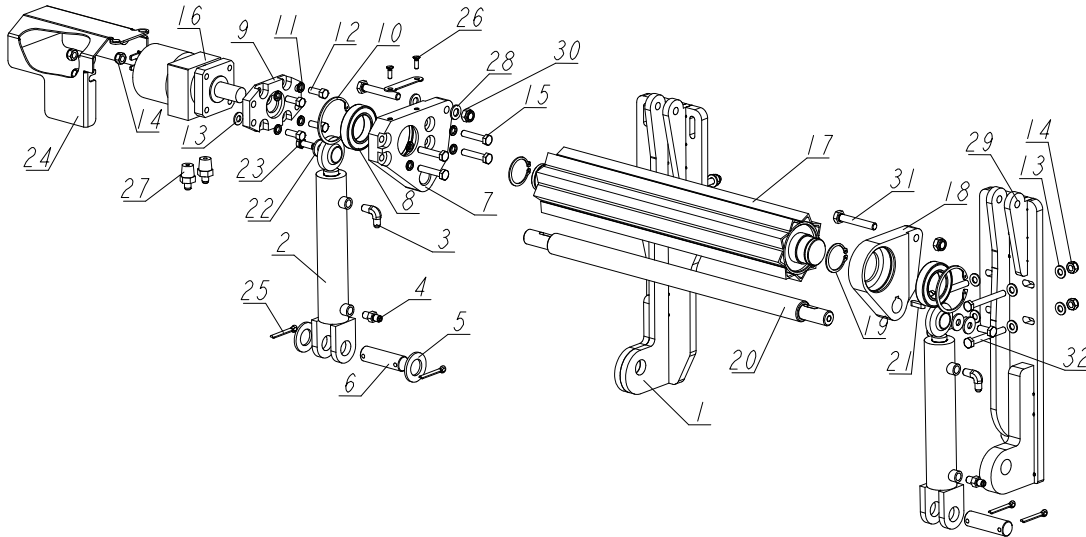
REF	DESCRIPTION (◆ indicates parts available in assemblies only)	PART #	QTY	
23	ROD, CONNECTION	096034	1	
24	KEY, A8x7x28 PARALLEL	096035	2	
25	WASHER, 10.5 SPECIAL FLAT ZINC	F81055-6	2	
26	BOLT, M10X25 8.8 HEX HEAD FULL THREAD	F81003-31	2	
27	GUARD, HYDRAULIC MOTOR	507690-1	1	
28	PIN, S-Zn-6.3x45 COTTER	F81045-2	2	
29	SCREW, M6X20-5.8-B SLOTTED COUNTERSUNK HEAD ZINC	F81001-31	2	
30	FITTING, 1/2-14NPT/ 7/16-20UNF STRAIGHT W/MALE THREAD	096919	2	
31	BOLT, M12X70-8.8-HEX HEAD ZINC	F81004-39	2	
32	BOLT, M12X90 8.8 HEX HEAD ZINC	F81004-2	8	

¹ Included in 510607

² Included in 544241

9.29 Log Levelling Driven Roller. 2 Cylinders.

526160_001_A
526160_MANUAL



REF	DESCRIPTION (◆ indicates parts available in assemblies only)	PART #	QTY
-	DRIVEN LOG LEVELLING ROLLER, W/2 CYLINDE	526160	1
-	ROLLER, DRIVEN LOG LEVELLING - FOR LOG SIDE SUPPORTS	545662	1
1	BRACKET WELDMENT, POWER ROLLER	510605-1	1
2	BRACKET, SIDE W/HYDRO MOTOR CONNECTOR	096029-1	1
3	BEARING, 6009.2RSR (FAG) ROLLING	096025	2
4	PLATE, HYDRAULIC MOTOR MOUNT	096030-1	1
5	RING, W 75 INSIDE RETAINING	F81090-41	2
6	WASHER, Z 10.2 SPLIT LOCK ZINC	F81055-2	8
7	BOLT, 3/8-16X1 HH	F05007-7	4
8	WASHER, 10.5 FLAT ZINC	F81055-1	4
9	NUT, M10-8-B HEX NYLON ZINC LOCK	F81033-1	4
10	BOLT, M10X50-8.8 HEX HEAD FULL THREAD ZI	F81003-4	4
11	MOTOR, MG06-13-13AAAB HYDRAULIC	P21506	1
12	ROLLER WELDMENT, DRIVEN LOG LEVELLING	096028-1	1
-	CYLINDER, HYDRAULIC TOE BOARDS	085937	2
13	CYLINDER, CJ-S170-16-40/25/152 HYDRAULIC	088681	1
14	FITTING, 1/4NPTX1/4JIC MALE ELBOW	P09142	1
15	FITTING, 1/4NPTX1/4JIC MALE	P09143	1
16	BRACKET, SIDE	096031-1	1
17	WASHER, 28	F81061-1	2
18	PIN, HYDRAULIC CYLINDER ZINC-PLATED	086979-1	2
19	RING, Z 45 OUTSIDE RETAINING	F81090-32	2
20	ROD, CONNECTION	520349	1
21	KEY, A8X7X28 PARALLEL	096035	2
22	WASHER, 10.5 SPECIAL FLAT ZINC	F81055-6	3
23	BOLT, M10X25 8.8 HEX HEAD FULL THREAD	F81003-31	2
24	COVER, HYDRAULIC MOTOR	096037-1	1
25	PIN, S-ZN-6.3X45 COTTER	F81045-2	4



HYDRAULIC SYSTEM

Log Levelling Driven Roller. 2 Cylinders.

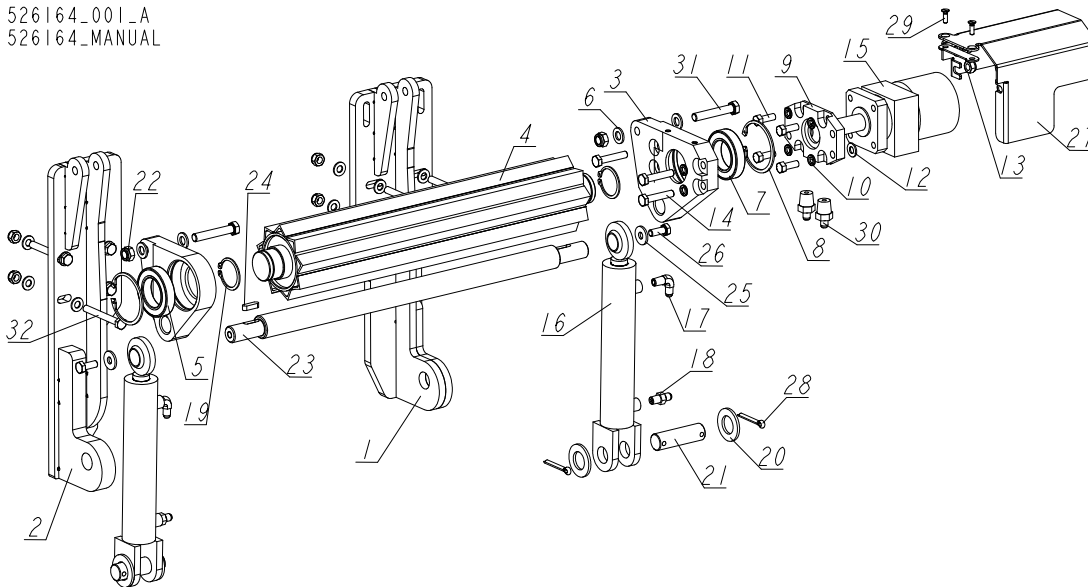
REF	DESCRIPTION (◆ indicates parts available in assemblies only)	PART #	QTY	
26	SCREW, M6X20-5.8-B SLOTTED COUNTERSUNK H	F81001-31	2	
27	FITTING, 1/2-14NPT/ 7/16-20UNF STRAIGHT	096919	2	
28	WASHER, 13 FLAT ZINC	F81056-1	20	
29	BRACKET WELDMENT, CYLINDER MOUNT	526162-1 ¹	1	
	BRACKET WELDMENT, CYLINDER MOUNT	550410-1 ²	1	
30	NUT, M12 8 HEX NYLON ZINC LOCK	F81034-2	10	
31	BOLT, M12X75-8.8-HEX HEAD FULL THREAD ZI	F81004-10	2	
32	BOLT, M12X90 8.8 HEX HEAD ZINC	F81004-2	8	
32	BRACKET WELDMENT, CYLINDER MOUNT	526162-1	1	

¹ Included in 526160

² Included in 545662

9.30 Driven Log Levelling Roller, Left w/2 Cylinders

526164_001_A
526164_MANUAL



REF	DESCRIPTION (◆ indicates parts available in assemblies only)	PART #	QTY
-	ROLLER, DRIVEN LOG LEVELLING - LEFT W/2 CYLINDERS	526164	1
1	BRACKET WELDMENT, HYDRAULIC CYLINDER MOUNT (LEFT)	527018-1	1
2	BRACKET WELDMENT, HYDRAULIC CYLINDER MOUNT	526150-1	1
3	BRACKET, SIDE W/HYDRO MOTOR CONNECTOR	507684-1	1
4	ROLLER WELDMENT, DRIVEN LOG LEVELLING	096028-1	1
5	BRACKET, SIDE	507687-1	1
6	WASHER, 13 FLAT ZINC	F81056-1	4
7	BEARING, 6009.2RSR (FAG) ROLLING	096025	2
8	RING, W 75 INSIDE RETAINING	F81090-41	2
9	PLATE, HYDRAULIC MOTOR MOUNT	096030-1	1
10	WASHER, Z 10.2 SPLIT LOCK ZINC	F81055-2	8
11	BOLT, 3/8-16X1 HH	F05007-7	4
12	WASHER, 10.5 FLAT ZINC	F81055-1	20
13	NUT, M10-8-B HEX NYLON ZINC LOCK	F81033-1	4
14	BOLT, M10x50-8.8 HEX HEAD FULL THREAD ZINC	F81003-4	4
15	MOTOR, MG06-13-13AAAB HYDRAULIC	P21506	1
-	CYLINDER, HYDRAULIC TOE BOARD	085937	2
16	CYLINDER, CJ-S170-16-40/25/152 HYDRAULIC	088681	1
17	FITTING, 1/4NPTX1/4JIC MALE ELBOW	P09142	1
18	FITTING, 1/4NPTX1/4JIC MALE	P09143	1
19	RING, Z 45 OUTSIDE RETAINING	F81090-32	2
20	WASHER, 28 FLAT ZINC	F81061-1	4
21	PIN, 25.4x84	086979	2
22	NUT, M12 8 HEX NYLON ZINC LOCK	F81034-2	10
23	ROD, CONNECTION	520349	1
24	KEY, A8x7x28 PARALLEL	096035	2
25	WASHER, 10.5 SPECIAL FLAT ZINC	F81055-6	2
26	BOLT, M10X25 8.8 HEX HEAD FULL THREAD	F81003-31	2



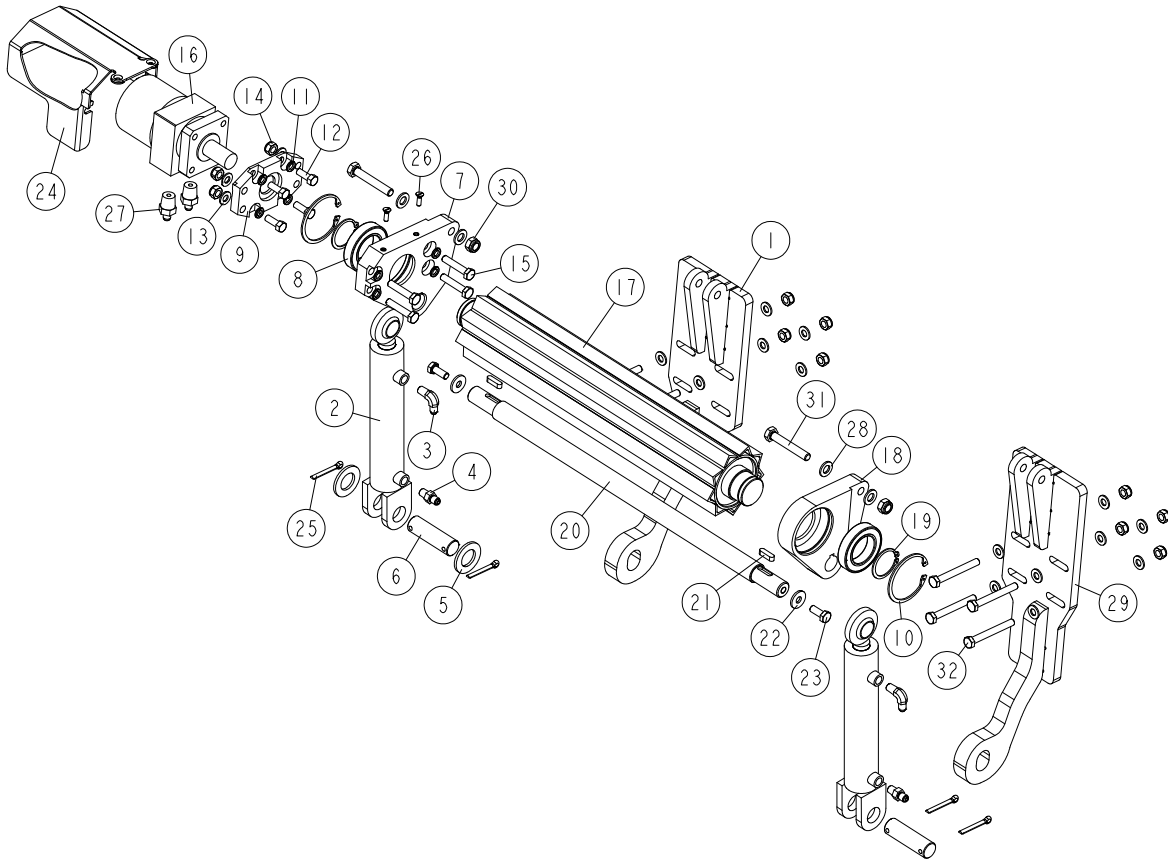
HYDRAULIC SYSTEM

Driven Log Levelling Roller, Left w/2 Cylinders

REF	DESCRIPTION (◆ indicates parts available in assemblies only)	PART #	QTY	
27	GUARD, HYDRAULIC MOTOR	507690-1	1	
28	PIN, S-Zn-6.3x45 COTTER	F81045-2	2	
29	SCREW, M6X20-5.8-B SLOTTED COUNTERSUNK HEAD ZINC	F81001-31	2	
30	FITTING, 1/2-14NPT/ 7/16-20UNF STRAIGHT W/MALE THREAD	096919	2	
31	BOLT, M12X70-8.8-HEX HEAD ZINC	F81004-39	2	
32	BOLT, M12X90 8.8 HEX HEAD ZINC	F81004-2	8	

9.31 Driven Log Levelling Roller, Right w/2 Cylinders

568385_001
568385



REF	DESCRIPTION (u indicates parts available in assemblies only)	PART #	QTY
-	ROLLER, DRIVEN LOG LEVELLING - RIGHT W/2	568385	1
1	MOUNT WELDMENT, POWER ROLLER right	568382-1	1
-	CYLINDER, HYDRAULIC TOE BOARD	085937	2
2	CYLINDER, CJ-S170-16-40/25/152 HYDRAULIC	088681	1
3	Fitting, 1/4NPTx1/4JIC Male Elbow	P09142	1
4	Fitting, 1/4NPTx1/4JIC Male	P09143	1
5	WASHER, 28 FLAT ZINC	F81061-1	2
6	PIN, HYDRAULIC CYLINDER ZINC-PLATED	086979-1	2
7	BRACKET, SIDE W/HYDRO MOTOR CONNECTOR	096029-1	1
8	BEARING, 6009.2RSR (FAG) ROLLING	096025	2
9	PLATE, HYDRAULIC MOTOR MOUNT	096030-1	1
10	RING, W 75 INSIDE RETAINING	F81090-41	2
11	WASHER, Z 10.2 SPLIT LOCK ZINC	F81055-2	8
12	BOLT, 3/8-16X1 HEX HEAD	F05007-7	4
13	WASHER, 10.5 FLAT ZINC	F81055-1	20
14	NUT, M10-8-B HEX NYLON ZINC LOCK	F81033-1	12
15	BOLT, M10X50MM,HEX HEAD FULL THREAD ZINC	F81003-4	4
16	MOTOR, MG06-13-13AAAB HYDRAULIC	P21506	1
17	ROLLER WELDMENT, DRIVEN LOG LEVELLING	096028-1	1



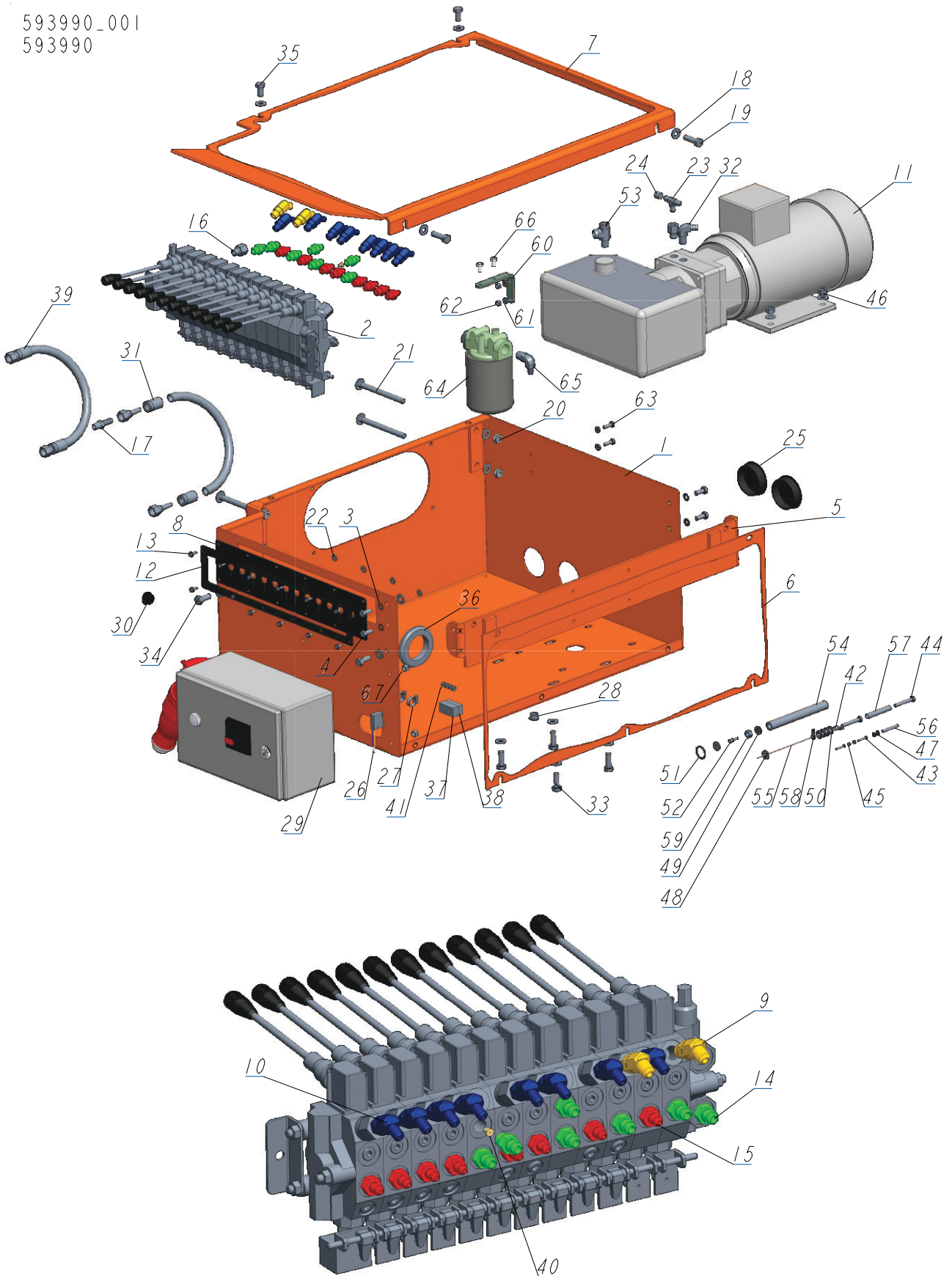
HYDRAULIC SYSTEM

Driven Log Levelling Roller, Right w/2 Cylinders

REF	DESCRIPTION (u indicates parts available in assemblies only)	PART #	QTY	
18	BRACKET, SIDE	096031-1	1	
19	rING, Z 45 OUTSIDE RETAINING	F81090-32	2	
20	ROD, CONNECTION	520349	1	
21	KEY, A8X7X28 PARALLEL	096035	2	
22	WASHER, 10.5 SPECIAL FLAT ZINC	F81055-6	2	
23	BOLT, M10X25 8.8 HEX HEAD FULL THREAD	F81003-31	2	
24	COVER, HYDRAULIC MOTOR	096037-1	1	
25	PIN, S-ZN-6.3X45 COTTER	F81045-2	4	
26	SCREW, M6X20-5.8-B SLOTTED COUNTERSUNK H	F81001-31	2	
27	FITTING, 1/2-14NPT/ 7/16-20UNF STRAIGHT	096919	2	
28	WASHER, 13 FLAT ZINC	F81056-1	4	
29	MOUNT WELDMENT, POWER ROLLER left	568386-1	1	
30	NUT, M12 8 HEX NYLON ZINC LOCK	F81034-2	2	
31	BOLT, M12X75-8.8-HEX HEAD FULL THREAD ZI	F81004-10	2	
32	BOLT, M10X85-8.8-HEX HEAD ZINC	F81003-125	8	

9.32 Hydraulic Box AH 12 section (593990)

593990_001
593990

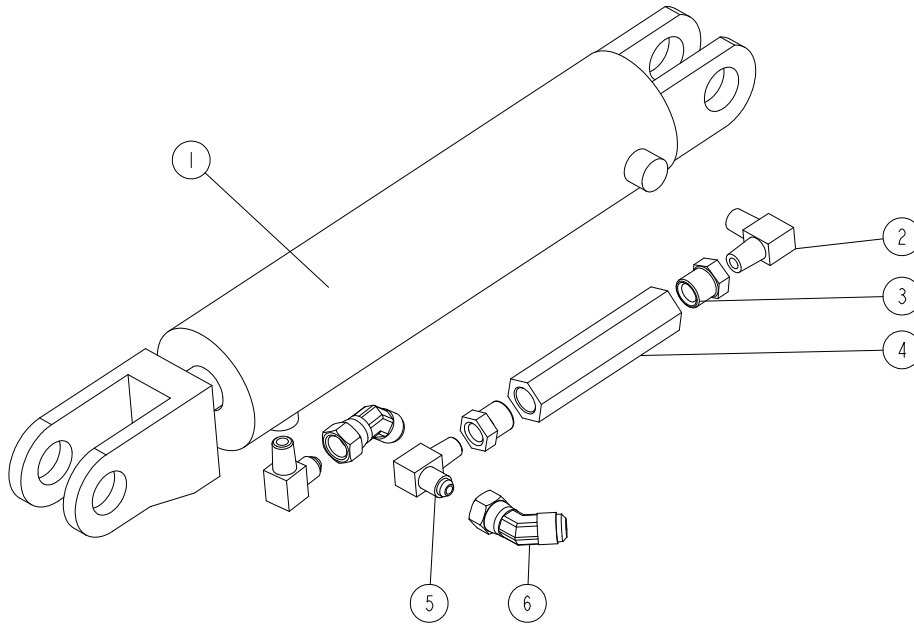


REF	DESCRIPTION (◆ indicates parts available in assemblies only)	PART #	QTY
-	HYDRAULIC BOX- 12 SECTION AH	593990	1
1	HYDRAULIC BOX	593991-1	1
2	VALVE, HYDRAULIC 12-SECTION HDS11/10	555130	1
3	WASHER, 8.4 CROWN LOCK ZINC	F81054-3	4
4	BOLT, M8X20-8.8-B-HEX HEAD FULL THREAD Z	F81002-4	4
5	BRACKET, HYDRAULIC BOX AC	086518-1	1
6	COVER, HYDRAULIC BOX, FRONT	086484-1	1
7	COVER, AC/DC HYDRAULIC CONTROL BOX	091734-1	1
8	GUARD, RUBBER HYDRAULIC VALVE 12-SECTION	555129	1
9	FITTING, #6SAE 45 DEG ELBOW	015489	2
10	FITTING, #4SAE-#6SAE 45 DEG ELBOW	015488	8
11	PUMP, AC-4KW (Q=14,5L/MIN) HYDRAULIC W/M	500958	1
12	PLATE, HYDRAULIC VALVE 12-SECTION	555128-1	1
13	BOLT, #10-24X1/2 SELF-TAPPING	F05015-7	14
14	FITTING, 3/8 O-RING-3/8JIC	014687	7
15	FITTING, 1/4JIC-3/8 O-RING	P26284	8
16	FITTING, 6SAE MALE-1/4NPT FEMALE	014686	2
17	FITTING, 1/4NPT-3/8 BARB	014685	1
18	WASHER, 10.5 FLAT ZINC	F81055-1	20
19	BOLT,M10X35-8.8 HEX HEAD FULL THREAD ZIN	F81003-17	2
20	NUT, M10-8-B HEX NYLON ZINC LOCK	F81033-1	6
21	BOLT, M10X125 CARRIAGE	F81003-34	4
22	WASHER, 5.5 SPECIAL FLAT ZINC	F81052-3	4
23	FITTING 3/8 TEE BARB	015485	1
24	PLUG, 1/4-18 NPT W/EXTERNAL THREAD	096221	1
25	CAP, HSA2790 (63.6 DIA.)	092859	2
26	SWITCH, 2A 125V R-LEVER NO/NC/COM	014765	1
27	CLAMP, 11/16 WORM	061807	4
28	GROMMET, 15,9 UB625 RUBBER	086816	1
29	BOX, ELECTRIC LT40/70	566251-M	1
30	CAP, SR1086 NA OT.22,2 HOLE	093544	1
31	HOSE, PHD2T 3/8X0.533 W9/16UNF-W9/16UNF	094782	1
32	FITTING, 3/8NPT-3/8 BARB ELBOW	P12708	1
33	BOLT, M10X30-8.8 HEX HEAD FULL THREAD ZI	F81003-2	4
34	BOLT, M10X25 8.8 HEX HEAD FULL THREAD ZI	F81003-11	2
35	BOLT, ISO 4017-M10X20-8.8-A2E HEX HEAD F	F81003-53	2
36	GROMMET, 55MM DIA. RUBBER	085614	2
37	CONTACT ASSEMBLY, AC NEGATIVE	086624	1
38	CONTACT ASSEMBLY, AC POSITIVE	086625	1
39	HOSE, PHD2T 3/8X0.533 W9/16UNF-W9/16UNF	087775	1
40	NOZZLE, D092 1MM DIA. PROPANE-BUTANE GAS	091007	1
41	NUT, #10-24 SELF-LOCKING	F05010-14	4
42	TERMINAL, KO1/8 RING	F05092-7	1
43	SCREW, M3X20-5.8-A-PAN HEAD ZINC	F81000-8	2
44	BOLT, M6X45-8.8 HEX HEAD ZINC	F81001-6	2
45	NUT, M3-6-HEX NYLON ZINC LOCK	F81028-2	2
46	NUT, M10-8-B-HEX ZINC	F81033-3	4

REF	DESCRIPTION (◆ indicates parts available in assemblies only)	PART #	QTY	
47	WASHER, 4.3 FLAT ZINC	F81051-2	2	
48	WASHER, 6.5 SPECIAL FLAT ZINC	F81053-11	2	
49	WASHER, 8.4 FLAT ZINC	F81054-1	6	
50	WASHER, Z 10.2 SPLIT LOCK ZINC	F81055-2	4	
51	WASHER, 22X26 COPPER	F81061-5	1	
52	TERMINAL, HI 1/6 CABLE END	F81083-3	11	
53	FITTING, 1/4NPTX1/4JIC MALE RUN TEE	P09141	1	
54	HOSE, 3/8" LOW PRESSURE HYDRAULIC	R01892-1	1	
55	CABLE, LGY 1MM2 RED	R80583-2	1	
56	CABLE, OLFLEX 400P 4G1 (DRUM)	R80583-6	1	
57	HOSE, PCV 8X1 BLACK	R80610-1	1	
58	TERMINAL, KO 2.5/5 RING	F81064-1	4	
59	NUT, M8-8-B HEX ZINC	F81032-1	2	
60	BRACKET, OIL FILTER	550029-1	1	
61	WASHER, 6.4 FLAT ZINC	F81053-1	4	
62	NUT, M6-8-B HEX NYLON ZINC LOCK	F81031-2	2	
63	BOLT, M6X20 8.8 HEX HEAD FULL THREAD ZIN	F81001-2	2	
64	MANIFOLD, W/FILTER	P22683	1	
65	FITTING, 1/2NPT-3/8 BARB ELBOW	P12707	2	
66	BOLT, 1/4-20X1/2 HEX HEAD	F05005-15	2	
67	NUT, M8-8-B HEX NYLON ZINC LOCK	F81032-2	4	

9.33 Cylinder Assembly. 555239

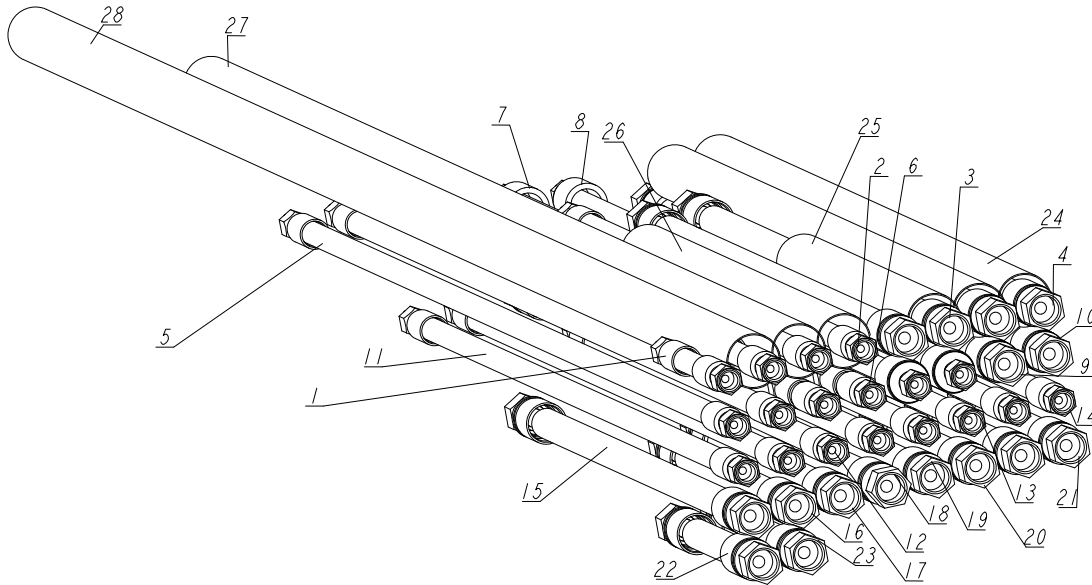
555239_001
555239



REF	DESCRIPTION (◆ indicates parts available in assemblies only)	PART #	QTY
-	CYLINDER ASSEMBLY	555239	1
1	CYLINDER, CJ-S305-16-63/28/203 HYDRAULIC	088679	1
2	FITTING, 1/4NPT MALE PIPE ELBOW	P09140	1
3	FITTING, 3/8" NPT X 1/4" NPT REDUCER	015490	2
4	VALVE, SIDE SUPPORT SEQUENCE	015484	1
5	FITTING, 3/8JIC-1/4NPT 90L	015491	2
6	FITTING, M/F-90-9/16 JIC ELBOW	509418	2

9.34 Hydraulic Hoses Kit, AH14/15 L-Frame. 507007

507007_001
507007_MANUAL



REF.	DESCRIPTION (◆ Indicates Parts Available In Assemblies Only)	PART #	QTY
-	HYDRAULIC HOSES KIT AH14/15-ST L-FRAME	507007	1
1	HOSE, PHD2T 1/4X10,205 W7/16UNF-W7/16UNF HYDRAULIC	506988	2
2	HOSE, PHD2T 1/4X9,705 W7/16UNF-W7/16UNF HYDRAULIC	506989	2
3	HOSE, PHD2T 3/8X7,205 W9/16UNF-W9/16UNF HYDRAULIC	506990	2
4	HOSE, PHD2G 3/8X3,755 W9/16UNF-W9/16UNF HYDRAULIC	506991	2
5	HOSE, PHD2T 1/4X9,755 W7/16UNF-W7/16UNF HYDRAULIC	506992	2
6	HOSE, PHD2T 1/4X9,605 W7/16UNF-W7/16UNF HYDRAULIC	506993	2
7	HOSE, PHD2G 1/4X9,005 W7/16UNF-W7/16UNF HYDRAULIC	506994	1
8	HOSE, PHD2G 1/4X8,705 W7/16UNF-W7/16UNF HYDRAULIC	506995	1
9	HOSE, PHD2G 3/8X7,775 W9/16UNF-W9/16UNF HYDRAULIC	506996	1
10	HOSE, PHD2G 3/8X7,605 W9/16UNF-W9/16UNF HYDRAULIC	506997	1
11	HOSE, PHD2T 1/4X7,205 W7/16UNF-W7/16UNF HYDRAULIC	506998	2
12	HOSE, PHD 2T1/4X5.900 W7/16UNF-W7/16UNF HYDRAULIC	506999	2
13	HOSE, PHD2T 1/4X6,905 W7/16UNF-W7/16UNF HYDRAULIC	507000	2
14	HOSE, PHD2T 1/4X6,005 W7/16UNF-W7/16UNF HYDRAULIC	507001	2
15	HOSE, PHD2T 3/8X7,605 W9/16UNF-W9/16UNF HYDRAULIC	507002	1
16	HOSE, PHD2T 3/8X2,155 W9/16UNF-W9/16UNF HYDRAULIC	091844	1
17	HOSE, PHD2T 3/8X2,305 W9/16UNF-W9/16UNF HYDRAULIC	507003	1
18	HOSE, PHD2T 3/8X0,805 W9/16UNF-W9/16UNF HYDRAULIC	507181	1
19	HOSE, PHD2T 3/8X0,905 W9/16UNF-W9/16UNF HYDRAULIC	507004	1
20	HOSE, PHD2T 3/8X1,305 W9/16UNF-W9/16UNF HYDRAULIC	089808	2
21	HOSE, PHD2T 3/8X1,355 W9/16UNF-W9/16UNF HYDRAULIC	507005	1
22	HOSE, PHD2T 3/8X1,005 W9/16UNF-W9/16UNF HYDRAULIC	507006	1
23	HOSE, PHD 2T3/8X1.200 W9/16UNF-W9/16UNF HYDRAULIC	089852	1

REF.	DESCRIPTION (◆ Indicates Parts Available In Assemblies Only)	PART #	QTY	
24	PROTECTIVE CONDUIT, LOG TURNER HOSE	099761	2	
25	PROTECTIVE CONDUIT, IN/OUT CYLINDER HOSE - BASE	099762	1	
26	PROTECTIVE CONDUIT, IN/OUT CYLINDER HOSE - TOP	099763	1	
27	PROTECTIVE CONDUIT, UP/DOWN CYLINDER HOSE- BASE	099764	1	
28	PROTECTIVE CONDUIT, UP/DOWN CYLINDER HOSE - TOP	099765	1	