

Horizontal Resaw HR500

Parts List

HR500E11S	rev. B4.01
(HR1-6E11S)	rev. B4.01
HR500E15S	rev. B4.01
(HR1-6E15S)	rev.B4.01



Safety is our #1 concern! Read and understand all safety information and instructions before operating, setting up or maintaining this machine.

Form #1030

Table of Contents

Section-Page

SECTION 1		REPLACEMENT PARTS	2-1
1.1	How To Use The Parts List		2-1
1.1	Sample Assembly		2-1
1.2	Blade Guide Assembly, Idle Side.....		2-2
1.3	Blade Guide Assembly, Drive Side		2-3
1.4	Blade Guide Arm Assembly.....		2-4
1.5	Blade Wheel Assembly, Drive Side		2-5
1.6	Blade Wheel Assembly, Idle Side.....		2-6
1.7	Drive Shaft, HR500/HR700		2-7
1.8	Hydraulic Blade Tensioner Assembly		2-8
1.9	Hydraulic Blade Tensioner		2-10
1.10	Hydraulic Pump Assembly		2-12
1.11	Middle Throat Screw.....		2-14
1.12	Water Lube Assembly (Option)		2-15
1.13	Blade Lube System.....		2-17
1.14	HR Saw Head Warning Decals		2-19
1.15	Blade Housing Cover		2-21
1.16	Manual Up/Down System Screws		2-23
1.17	Manual Up/Down System		2-24
1.18	Mast		2-25
1.19	Mast Tilt Adjustment Screw.....		2-27
1.20	Vertical Mast Slide Pads		2-28
1.21	Motor Assembly		2-30
1.22	Feed Chain Drive & Tensioner		2-31
1.23	Hold-Down Roller Kit, HR500 1-6 - Standard		2-33
1.24	Hold-Down Roller Kit, 200 HR500 1-6 (Option)		2-34
1.25	Front Dual Hold-Down Roller (300 mm)		2-35
1.26	Front Dual Hold-Down Roller (200 mm)		2-36
1.27	Hold-Down Roller Inside Arm (200)		2-38
1.28	Hold-Down Rollers & Log Guide		2-39
1.29	101.6 Hold-Down Rollers for HR500 E11 / E15(1-6) - OPTIONAL		2-41
1.30	101.6 Front Hold-Down Roller - OPTIONAL		2-43
1.31	101.6 Rear Hold-Down Roller - OPTIONAL		2-44
1.32	101.6 Hold-Down Roller Kit - OPTIONAL.....		2-45
1.33	Main Module Base		2-46
1.34	Main Module Feed Track		2-47
1.35	Additional Module Base		2-49
1.36	Additional Module Feed Track		2-50
1.37	Idle Roller Table, SLPIRT		2-52
1.38	Cross Roller Table, SLPCRT		2-54
1.39	Multisetwork (Option)		2-56
1.40	Up/Down Drive Assembly (Option)		2-57
1.41	Electric Box		2-60
1.42	Single Blade Tension Assembly		2-62

Table of Contents

Section-Page

1.43	Oil Flow Control Valve - for First Saw Head	2-63
1.44	Oil Flow Control Valve - for Second Saw Head	2-64
1.45	Blade Tension Assembly (For 6-head versions only) 595249	1-65
1.46	Oil Flow Control 595248	1-66
SECTION 2 SIDE FENCE (CE VERSION ONLY)		2-1
2.1	Side Fence	2-1
2.2	Moving Side Fence Support Bracket	2-2
2.3	Fixed Side Fence Support Bracket & Connecting Bracket	2-4
2.4	Fixed Side Fence Support Bracket	2-5
2.5	Middle Support Bracket (Moving Side Fence)	2-6
2.6	Side Fence Barriers	2-8
2.7	Middle Support Bracket (Fixed Side Fence)	2-9
SECTION 3 CONTROL BOX		3-1
3.1	Control Box	3-1
3.2	Front Control Panel	3-3
SECTION 4 RETURN CONVEYORS (OPTION)		4-1
4.1	Return Conveyor, HR500-1/HR700-1/HR500-2/HR700-2	4-1
4.2	Return Conveyor, HR500-3/HR700-3/HR500-4/HR700-4	4-2
4.3	Return Conveyor, HR500-5/HR700-5/HR500-6/HR700-6	4-4
4.4	Return Conveyor Table Extension	4-6
4.5	Main Return Conveyor	4-7
4.6	Main Return Conveyor	4-8
4.7	Main Return Conveyor Base	4-10
4.8	Rear Incline Table	4-11
4.9	Front Roller	4-12
4.10	Electric Box Assembly	4-13
4.11	Return Conveyor Electric Box	4-14



REPLACEMENT PARTS

How To Use The Parts List

SECTION 1 REPLACEMENT PARTS

1.1 How To Use The Parts List

- Go to the appropriate section and locate the part in the illustration.
- Use the number pointing to the part to locate the correct part number and description in the table.
- Parts shown indented under another part are included with that part.
- Parts marked with a diamond (◆) are only available in the assembly listed above the part.

See the sample table below. Sample Part #A01111 includes part F02222-2 and subassembly A03333. Subassembly A03333 includes part S04444-4 and subassembly K05555. The diamond (◆) indicates that S04444-4 is not available except in subassembly A03333. Subassembly K05555 includes parts M06666 and F07777-77. The diamond (◆) indicates M06666 is not available except in subassembly K05555.

1.1 Sample Assembly				
REF.	DESCRIPTION (◆ Indicates Parts Available In Assemblies Only)	PART #	QTY	
	SAMPLE ASSEMBLY, COMPLETE (INCLUDES ALL INDENTED PARTS BELOW)	A01111	1	
1	Sample Part	F02222-22	1	
2	Sample Subassembly (Includes All Indented Parts Below)	A03333	1	
	Sample Part (◆ Indicates Part Is Only Available With A03333)	S04444-4	1	◆
3	Sample Subassembly (Includes All Indented Parts Below)	K05555	1	
	Sample Part (◆ Indicates Part Is Only Available With K05555)	M06666	2	◆
4	Sample Part	F07777-77	1	

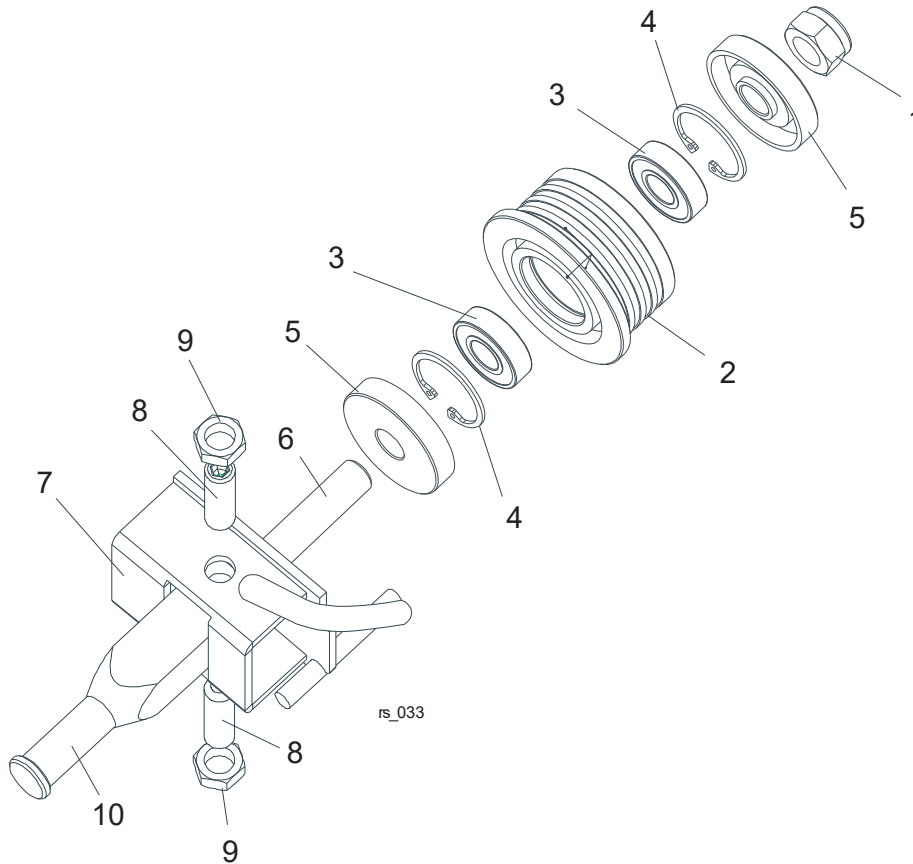
To Order Parts:

From Europe call your local distributor or our European Headquarters and Manufacturing Facility in Kolo, Nagórna 114 St, Poland at **+48-63-2626000** or **+48-3912-1319**. From the continental U.S., call at **1-800-448-7881**. Have your customer number, vehicle identification number, and part numbers ready when you call. From other international locations, contact the Wood-Mizer distributor in your area for parts.



CAUTION! It is strongly recommended that only original spare parts be used.

1.2 Blade Guide Assembly, Idle Side



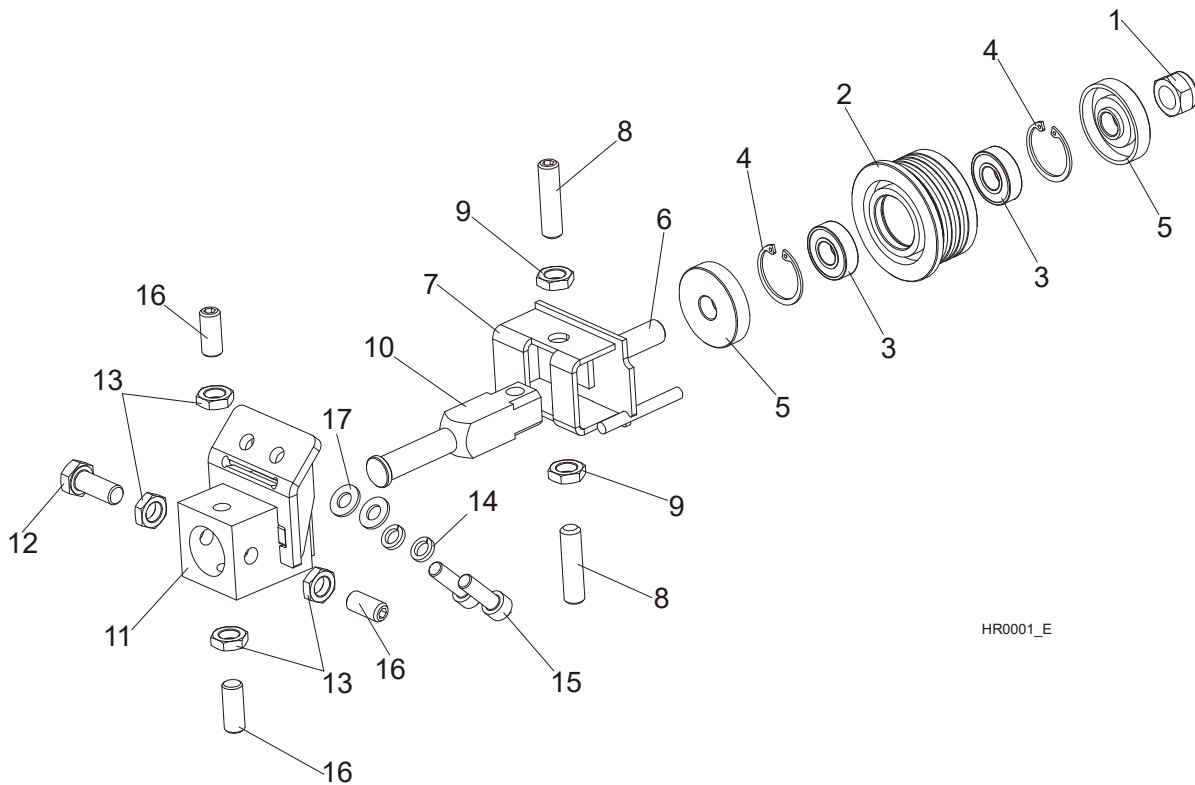
REF.	DESCRIPTION (◆ Indicates Parts Available In Assemblies Only)	PART #	QTY	
	BLADE GUIDE ASSEMBLY, HR IDLE SIDE	500500	1	
	ROLLER, HR BLADE GUIDE NARROW W/BEARINGS	500499	1	
1	NUT, M12-8 HEX NYLON ZINC LOCK	F81034-2	1	
2	ROLLER, BLADE GUIDE NARROW	500098	1	◆
3	BEARING, 6001 2RSR NACHI	087893	2	
4	RING, W28 INSIDE RETAINING	F81090-9	2	
5	WASHER, ZINC-PLATED SPACER	087891-1	2	
6	SHAFT, BLADE GUIDE ROLLER ZINC-PLATED	087763-1	1	
7	BRACKET WELDMENT, IS BLADE GUIDE ZINC-PLATED	500497-1	1	
8	SCREW, M10X1X40 DIN913 STAINLESS STEEL SET	F81015-2	2	
9	NUT, M10X1-04-ST-A2 ISO 8675 THIN	F81033-10	2	
10	SHAFT, BLADE GUIDE MOUNT ZINC-PLATED	088255-1	1	

1

REPLACEMENT PARTS

Blade Guide Assembly, Drive Side

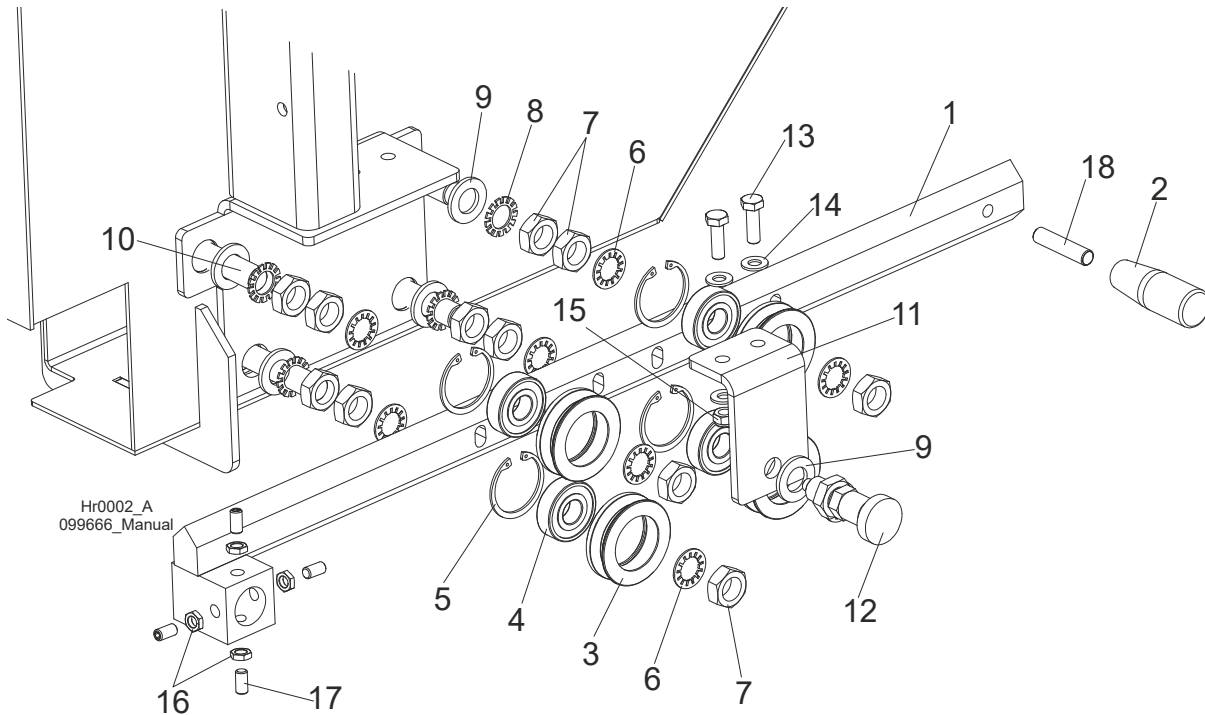
1.3 Blade Guide Assembly, Drive Side



HR0001_E

REF.	DESCRIPTION (◆ Indicates Parts Available In Assemblies Only)	PART #	QTY	
	BLADE GUIDE ASSEMBLY, HR DRIVE SIDE	500501	1	
	ROLLER, HR BLADE GUIDE NARROW W/BEARINGS	500499	1	
1	NUT, M12-8 HEX NYLON ZINC LOCK	F81034-2	1	
2	ROLLER, BLADE GUIDE NARROW	500098	1	◆
3	BEARING, 6001 2RSR NACHI	087893	2	
4	RING, W28 INSIDE RETAINING	F81090-9	2	
5	WASHER, ZINC-PLATED SPACER	087891-1	2	
6	SHAFT, BLADE GUIDE ROLLER ZINC-PLATED	087763-1	1	
7	BRACKET WELDMENT, DS BLADE GUIDE ZINC-PLATED	500498-1	1	
8	SCREW, M10X1X40 DIN913 STAINLESS STEEL SET	F81015-2	2	
9	NUT, M10X1-04-ST-A2 ISO 8675 THIN	F81033-10	2	
10	SHAFT, BLADE GUIDE MOUNT ZINC-PLATED	088255-1	1	
	BLOCK, BLADE GUIDE MOUNT - COMPLETE	507316	1	
11	BLOCK WELDMENT, BLADE GUIDE MOUNT	514887-1	1	
12	BOLT, M10X1X25 DIN 933 STAINLESS STEEL	F81003-28	1	
13	NUT, M10X1-04-ST-A2E ISO8675 THIN	F81033-10	4	
14	WASHER, 8.2 SPLIT LOCK ZINC	F81054-4	2	
15	SCREW, M8x25-8.8 HEX SOCKET HEAD CAP ZINC	F81002-21	2	
16	SCREW, M10X1X20 DIN 913 STAINLESS STEEL SET	F81015-1	3	
17	WASHER, 8.4 FLAT,ZINC	F81054-1	2	

1.4 Blade Guide Arm Assembly



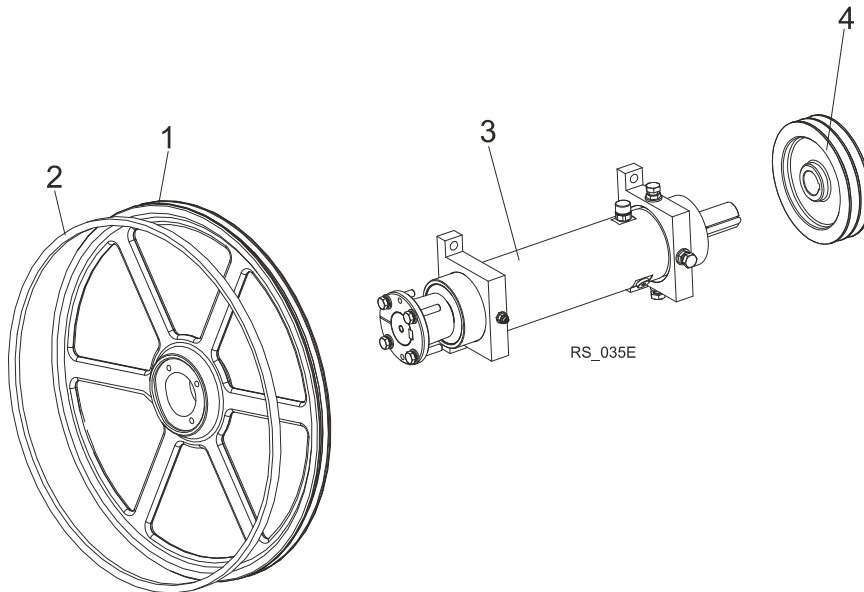
REF.	DESCRIPTION (◆ Indicates Parts Available In Assemblies Only)	PART #	QTY
1	ARM, ADJUSTABLE ZINC-PLATED BLADE GUIDE	099075-1	1
2	HANDLE, M10 THREAD	089445	1
	ROLLER ASSEMBLY, V-GROOVE W/BEARING	093855	4
3	ROLLER, V-GROOVE ZINC-PLATED	093856-1	1
4	BEARING, 6203 2RSP6-5/8 CX	095087	1
5	RING, W40 INSIDE RETAINING	F81090-3	1
6	WASHER, 5/8" INTERNAL STAR	F05011-25	8
7	NUT, 5/8"-18 HEX ZINC	F05010-11	12
8	WASHER, 5/8" EXTERNAL STAR	F05011-26	4
9	WASHER, 17 FLAT ZINC	F81058-1	5
10	BOLT WELDMENT, ECCENTRIC	086508-1	4
11	BRACKET, DETENT PIN MOUNT	099077-1	1
12	PIN, 45308DNW DETENT	089939	1
13	BOLT, M8X25-8.8-B HEX HEAD FULL THREAD ZINC	F81002-5	2
14	WASHER, 8.4 FLAT ZINC	F81054-1	4
15	NUT, M8-8-B HEX NYLON ZINC LOCK	F81032-2	2
16	NUT, M10X1-04-ST-A2 ISO 8675 THIN	F81033-10	4
17	SCREW, M10X1X20 DIN913 STAINLESS STEEL SET	F81015-1	4
18	BOLT M10X35-8.8	F81003-9	1

1

REPLACEMENT PARTS

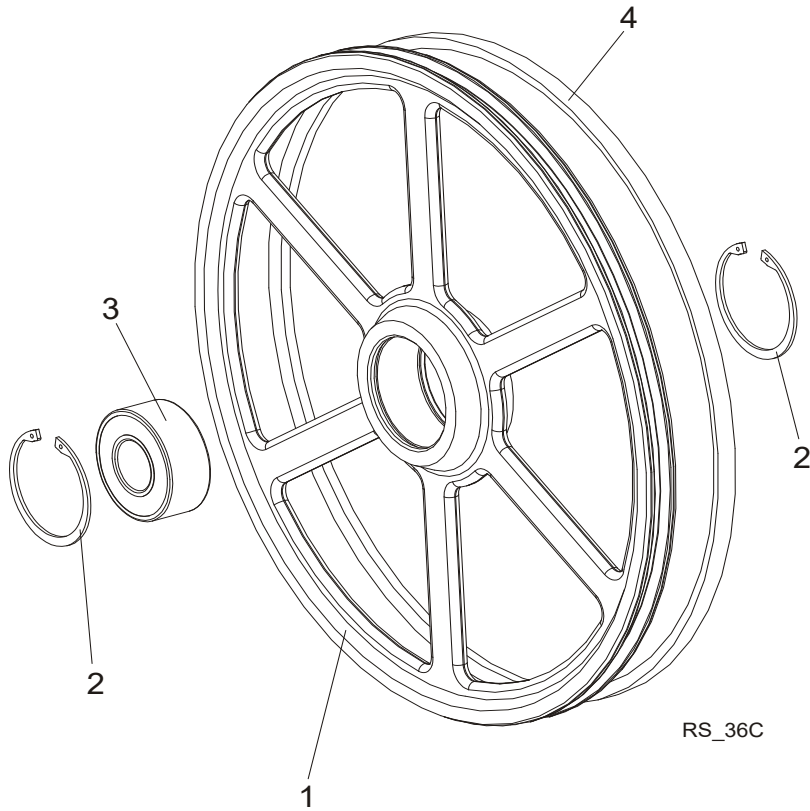
Blade Wheel Assembly, Drive Side

1.5 Blade Wheel Assembly, Drive Side



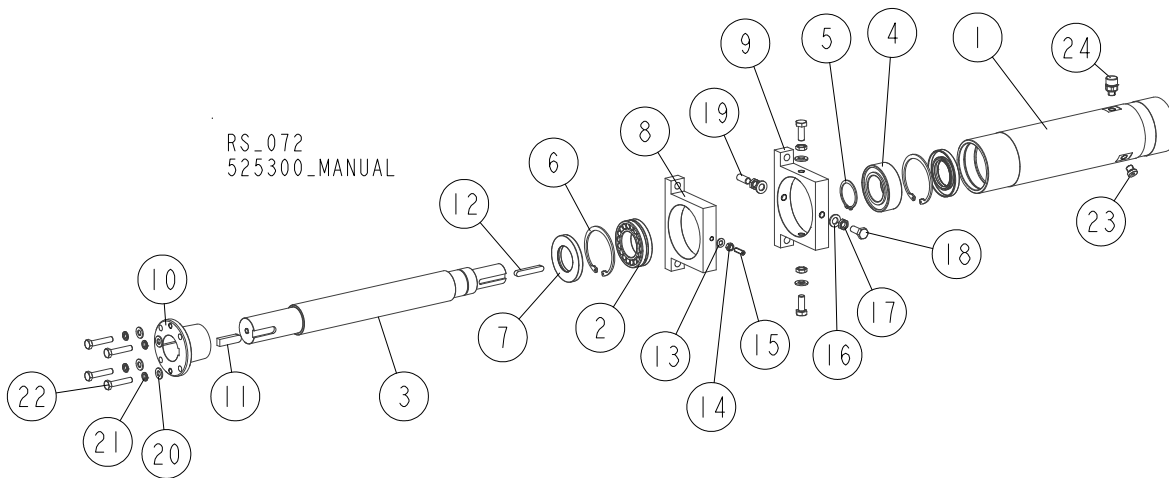
REF.	DESCRIPTION (◆ Indicates Parts Available In Assemblies Only)	PART #	QTY
1	WHEEL, DRIVE SIDE BLADE	500100-1	1
2	BELT, B72.5 BLADE WHEEL	017922-1	1
3	SHAFT, HR500/HR700 RESAW PL DRIVE See Section 1.7	525300	1
4	PULLEY, SPB FI224X2/FI38 (F02312+T31124)	500177	1
	PULLEY, SPB FI190X2/FI38 (F02347+T31124)	500569	1

1.6 Blade Wheel Assembly, Idle Side



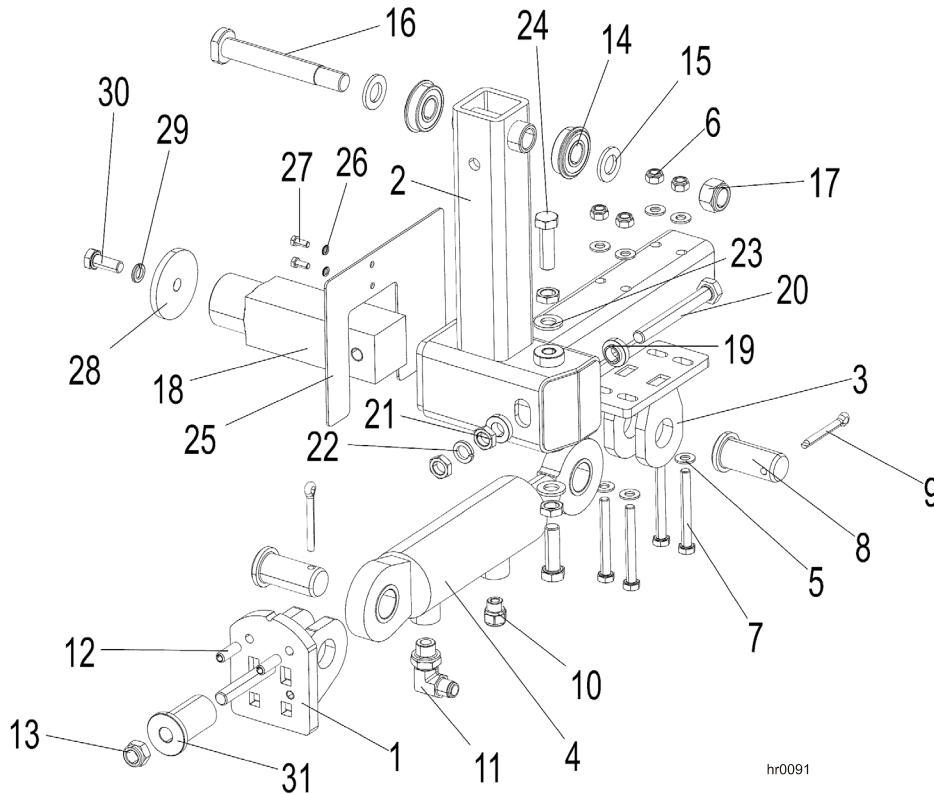
REF.	DESCRIPTION (◆ Indicates Parts Available In Assemblies Only)	PART #	QTY
	WHEEL, IDLE-SIDE BLADE - COMPLETE	088764	1
1	Wheel, Idle-Side Blade	090810	1
2	Ring, W100 Inside Retaining	F81090-10	2
3	Bearing, 3309B.2RSR.TVH FAG	086428	1
4	V-BELT, B72.5	017922-1	1

1.7 Drive Shaft, HR500/HR700



REF.	DESCRIPTION (◆ Indicates Parts Available In Assemblies Only)	PART #	QTY
-	SHAFT, HR500/HR700 RESAW PL DRIVE	525300	1
1	BUSHING, DRIVE SHAFT ZINC-PLATED	525301-1	1
2	BEARING, 22210 E1 50X90X23 SPHERICAL ROLLER	520509	1
3	SHAFT, HR500/HR700 RESAW PL DRIVE	525302	1
4	BEARING, 3210A (SKF, FAG) ANGULAR CONTACT BALL	525280	1
5	RING, Z50 OUTSIDE RETAINING	F81090-28	1
6	RING, W90 INSIDE RETAINING	F81090-29	2
7	RING, AO50X90X10 SEALING	525279	2
8	BRACKET, DRIVE SHAFT ADJUSTMENT ZINC-PLATED	093255-1	1
9	BRACKET, DRIVE SHAFT BUSHING MOUNT ZINC-PLATED	094535-1	1
10	BUSHING, N50X109X70 SPLIT TAPER	521125	1
11	KEY, AB 14X9X50 PARALLEL	093266	1
12	KEY, A10X8X63 PARALLEL	088130	1
13	WASHER, 8.4 FLAT ZINC	F81054-1	1
14	NUT, M8-8-B HEX NYLON ZINC LOCK	F81032-2	1
15	SCREW, M8X25 DIN 913 A2-70 STAINLESS STEEL SET	F81014-3	1
16	WASHER, 13 FLAT ZINC	F81056-1	4
17	NUT, M12X1.25 DIN 439 A2-70 STAINLESS STEEL THIN	F81034-9	4
18	BOLT, M12X1.25X30 DIN933 A2-70 STAINLESS STEEL	F81004-44	3
19	SCREW, M12X1.25X30 DIN913 A2-70 SET	F81016-1	1
20	WASHER, 10.5 FLAT ZINC	F81055-1	4
21	WASHER, Z 10.2 SPLIT LOCK ZINC	F81055-2	4
22	BOLT, M10X50-8.8 HEX HEAD FULL THREAD ZINC	F81003-4	4
23	PLUG, GN 749-G1/4-A (ELESA+GANTER) THREADED	525282	1
24	PLUG, GN 882-G1/4-MS-M (ELESA+GANTER) BREATHER	525281	1

1.8 Hydraulic Blade Tensioner Assembly



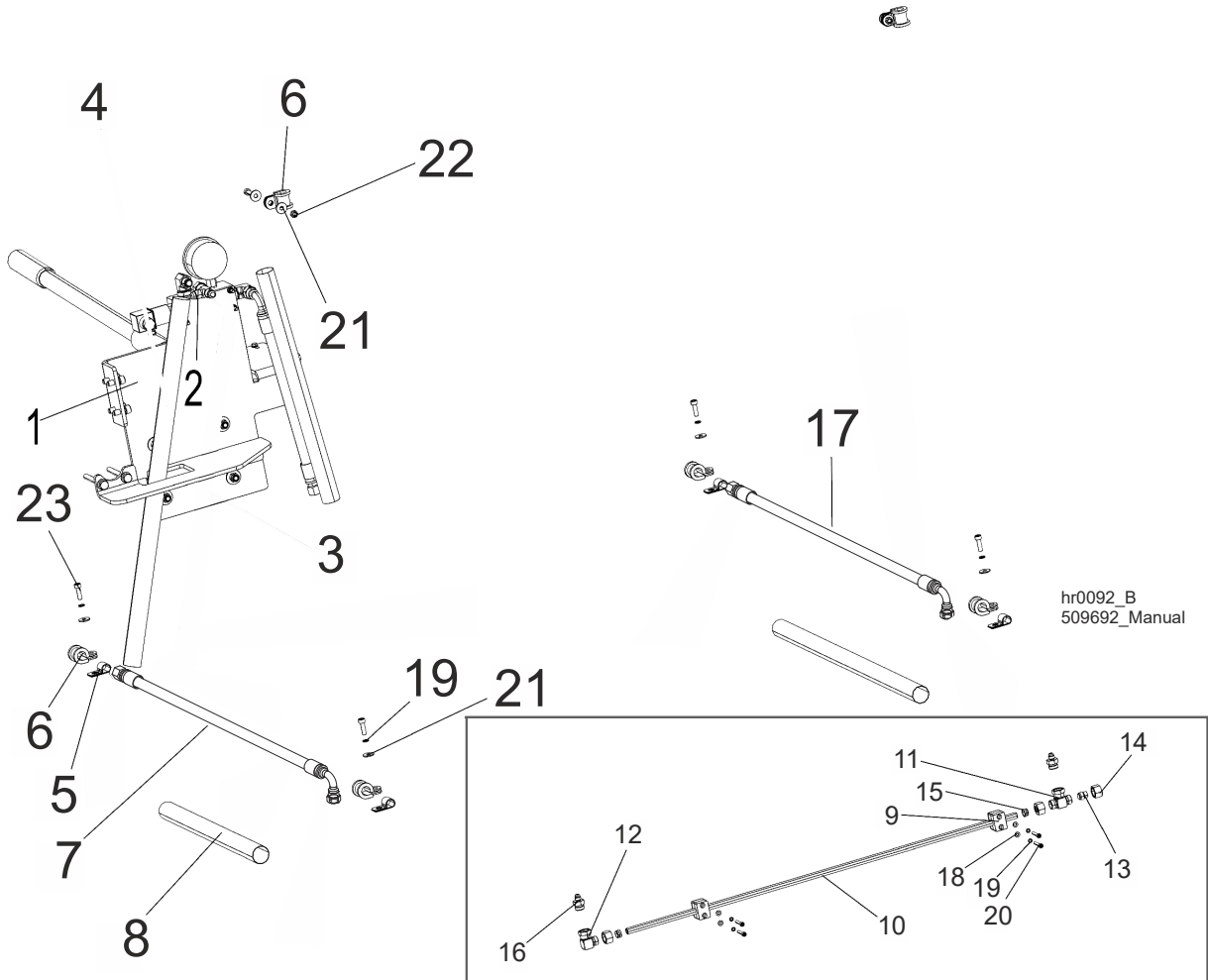
hr0091

REF.	DESCRIPTION (◆ Indicates Parts Available In Assemblies Only)	PART#	QTY
	HR/SHS HYDRAULIC BLADE TENSIONER - COMPLETE	506750	1
1	BRACKET, PISTON CYLINDER MOUNT	506751-1	1
2	ARM WELDMENT, TVS IDLE BLADE WHEEL (RIGHT-SIDE SAW HEAD)	504817-1	1
3	BRACKET, PISTON CYLINDER UPPER MOUNT	504819-1	1
4	CYLINDER, SJ2F-16-50/28/70 PISTON	504812	1
5	WASHER, 8.4 FLAT ZINC	F81054-1	8
6	NUT, M8 8 HEX NYLON ZINC LOCK	F81032-2	4
7	BOLT, M8x70-8.8 HEX HEAD ZINC	F81002-71	4
8	PIN	504824-1	2
9	PIN, S-Zn-6.3x45 COTTER	F81045-2	2
10	SILENCER, TYPE 2901-14-17	090794	1
11	FITTING, 90° - 3/8 BSP - 9/16 JIC ELBOW	096335	1
12	PIN, 8x26 ROLL ZINC	F81046-4	2
13	NUT, M12 8 HEX NYLON ZINC LOCK	F81034-2	1
14	BEARING, 6203-2RS NR. W/SNAP RING	086395	2
15	WASHER, 17 SPLIT LOCK ZINC	F81058-1	2
16	BOLT, ARM BEARING MOUNT	086404	1
17	NUT, M16-8 HEX NYLON ZINC LOCK	F81036-2	1
18	SHAFT, IDLE-SIDE BLADE WHEEL	088474	1

1**REPLACEMENT PARTS***Hydraulic Blade Tensioner Assembly*

19	WASHER, FLANGED ZINC-PLATED	086769-1	2	
20	BOLT, M12x1.25x100-8.8 HEX HEAD FULL THREAD ZINC	F81004-41	1	
21	NUT, M12X1.25-8 THIN ZINC	F81034-5	4	
22	WASHER, Z12.2 SPLIT LOCK ZINC	F81056-2	1	
23	WASHER, 13 FLAT ZINC	F81056-1	2	
24	BOLT, M12x1.25x40-8.8 HEX HEAD FULL THREAD ZINC	F81004-42	2	
25	GUARD, IDLE BLADE WHEEL ARM	088442-1	1	
26	WASHER, 5.1 SPLIT LOCK ZINC	F81052-2	2	
27	BOLT, M5X12 5.8 HEX HEAD FULL THREAD ZINC	F81000-5	2	
28	WASHER, IDLE BLADE WHEEL RETAINING	088957-1	1	
29	WASHER, Z 10.2 SPLIT LOCK ZINC	F81055-2	1	
30	BOLT, M10X25 8.8 HEX HEAD FULL THREAD	F81003-31	1	
31	BUSHING, 28.5 TO 13 REDUCER ZINC-PLATED	508708-1	1	

1.9 Hydraulic Blade Tensioner



REF.	DESCRIPTION (◆ Indicates Parts Available in Assemblies Only)	PART #	QTY
	HYDRAULIC BLADE TENSIONER FOR HR500-1 - COMPLETE	509691	1
	HYDRAULIC PUMP ASSEMBLY, SHS/HR500/HR700	506733	1
	HOSE, PHD 2T3/8x0.43 90W9/16UNF-90W9/16UNF HYDRAULIC	506737	1
	GUARD, OBLIQUE HOSE	508714	1
	HYDRAULIC BLADE TENSIONER FOR HR500-2 - COMPLETE	509692	1
1	HYDRAULIC PUMP ASSEMBLY, SHS/HR500/HR700	506733 ¹	1
2	FEETING, BBA UNF 9/16" TEE W/NUT	509687	1
3	HOSE, PHD 2T3/8x0.43 90W9/16UNF-90W9/16UNF HYDRAULIC	506737	1
4	GUARD, OBLIQUE HOSE	508714	2
5	CLAMP, 1/2" EMT COATED	P07584	4
6	CLAMP, RSGU 1.15/20 METAL & RUBBER	509701	6
7	HOSE, PHD 2T3/8x2.85 90W9/16UNF-W9/16UNF HYDRAULIC	509718	1
8	GUARD, VERTICAL HOSE	508713	1
9	BLOCK, DN15 APP-L-15 PIPE BRACKET	509720	2

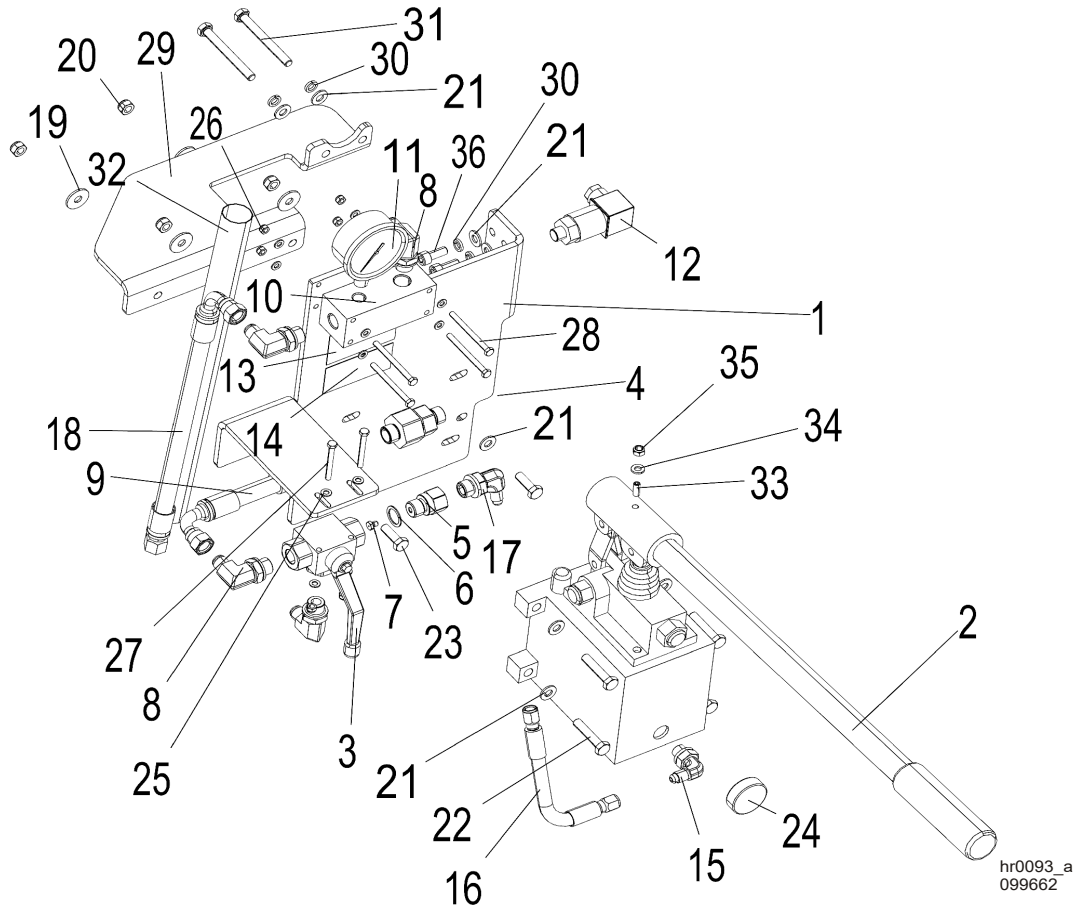
1

REPLACEMENT PARTS*Hydraulic Blade Tensioner*

10	PIPE, L=1050.	509699	1	
11	FITTING, XEVT 15 L 22x1.5 TEE W/NUT	509688	1	
12	FITTING, XEVW 15 L 22x1.5 ELBOW W/NUT	509689	1	
13	CAP, DKL 22x1.5 15 L.	509698	1	
14	NUT, M 15 L M22x1.5	509690	3	
15	SLEEVE, DPR 15 L. PIPE CLINCH	509697	2	
16	FITTING, 9/16"-18 UNF - M22x1.5 ZINC-PLATED REDUCER	510446-1	2	
17	HOSE, PHD 2T3/8x2.85 90W9/16UNF-W9/16UNF HYDRAULIC	509719	1	
18	WASHER, 6.4 FLAT ZINC	F81053-1	4	
19	WASHER, Z 6.1 SPLIT LOCK ZINC	F81053-3	8	
20	SCREW, M6x35 8.8 HEX SOCKET HEAD CAP ZINC	F81001-23	4	
21	WASHER, 6.5 SPECIAL FLAT ZINC	F81053-11	8	
22	NUT, M6-8-B HEX NYLON ZINC LOCK	F81031-2	2	
23	SCREW, M6x20 8.8 HEX SOCKET HEAD CAP ZINC	F81001-22	6	
	HYDRAULIC BLADE TENSIONER FOR HR500-3 - COMPLETE	509693	1	
	HYDRAULIC BLADE TENSIONER FOR HR500-1 - COMPLETE	509691	1	
	HYDRAULIC BLADE TENSIONER FOR HR500-2 - COMPLETE	509692	1	
	HYDRAULIC BLADE TENSIONER FOR HR500-4 - COMPLETE	509694	1	
	HYDRAULIC BLADE TENSIONER FOR HR500-2 - COMPLETE	509692	2	
	HYDRAULIC BLADE TENSIONER FOR HR500-5 - COMPLETE	509695	1	
	HYDRAULIC BLADE TENSIONER FOR HR500-1 - COMPLETE	509691	1	
	HYDRAULIC BLADE TENSIONER FOR HR500-2 - COMPLETE	509692	2	
	HYDRAULIC BLADE TENSIONER FOR HR500-6 - COMPLETE	509696	1	
	HYDRAULIC BLADE TENSIONER FOR HR500-2 - COMPLETE	509692	3	

¹ [See Section 1.10](#)

1.10 Hydraulic Pump Assembly



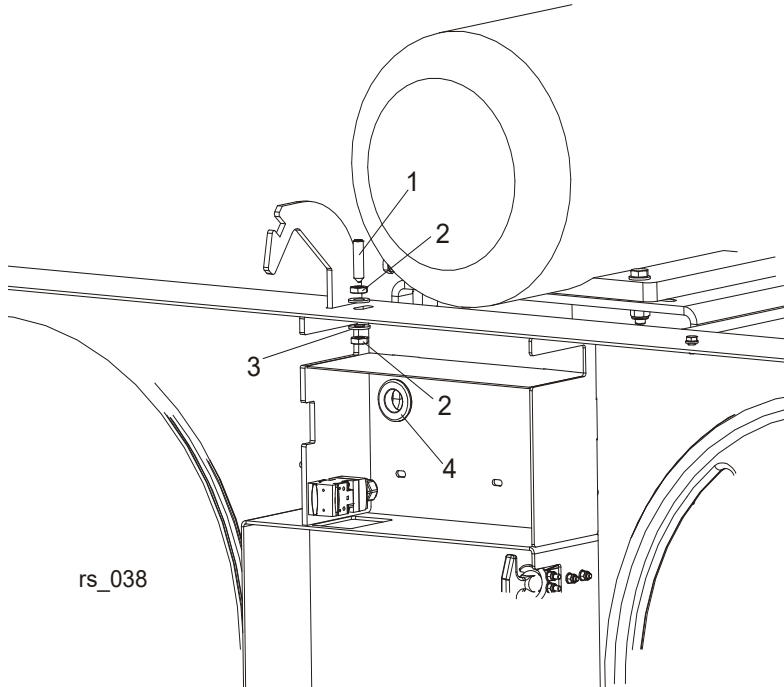
REF.	DESCRIPTION (◆ Indicates Parts Available In Assemblies Only)	PART #	QTY
	HYDRAULIC PUMP ASSEMBLY, SHS/HR500/HR700	506733	1
1	PLATE, MOUNTING	506734-1	1
2	PUMP, PMS12/TNK1 W/ONE-LITER TANK	092789	1
3	VALVE, GE5L G3/8" 3-WAY BALL	504803	1
4	VALVE, RHV12LREDA3C (HVR NW10MLED) CHECK	094559	1
	FITTING, G 3/8 W/NOZZLE	096849	1
5	FITTING, G3/8 ZINC-PLATED SPECIAL	096850-1	1
6	WASHER, 16 COPPER	F81058-3	1
7	NOZZLE, D092-O 1MM DIA. PROPANE&BUTANE	091007	1
8	FITTING, 90\$ - 3/8 BSP - 9/16 JIC ELBOW	096335	4
9	HYDRAULIC HOSE, 3/8' W/DKJ 90 DN10 9/16 UNF/DKOL DN10 M18x1.5 END FITTINGS	504831	1
10	BLOCK, MOUNTING	504829-1	1
11	GAUGE, 200 BAR (3000PSI) PRESSURE	505176	1
12	SWITCH, F4Z1/M3-20 BAR PRESSURE	504830	1
13	DECAL, PRESSURE VALUE SETTING	505348	1

1

REPLACEMENT PARTS*Hydraulic Pump Assembly*

14	DECAL, TVS BLADE TENSIONER HANDLE POSITION	505346	1	
15	FITTING, CA-204410-3 (W90HROKO4HJ) G1/4-JIC37.7/16-20 ELBOW	094562	1	
16	HOSE, 1/4 (0.19m) HYDRAULIC	505174	1	
17	FITTING, CA-204411-3 (W90HROKO6HJ04) G3/8-JIC37.7/16-20 ELBOW	094563	1	
18	HOSE, PHD 2T3/8x0.27 90W9/16UNF-W9/16UNF HYDRAULIC	506736	1	
19	WASHER, ISO 7093-1-8-200 HV-A2E	F81054-11	4	
20	NUT, M8 8 HEX NYLON ZINC LOCK	F81032-2	6	
21	WASHER, 8.4 FLAT ZINC	F81054-1	14	
22	BOLT, M8X40-8.8 HEX HEAD FULL THREAD ZINC	F81002-15	4	
23	BOLT, M8x25-8.8-B HEX HEAD FULL THREAD ZINC	F81002-5	2	
24	MAGNET, MW 38x12/N38 NEODYMIUM	500022	1	
25	WASHER, 5.3 FLAT ZINC	F81052-1	12	
26	NUT, M5-8-FE/ZN5 DIN985	F81030-2	6	
27	BOLT, M5x45 DIN933-A2-70 STAINLESS STEEL	F81000-22	2	
28	BOLT, M5X60 8.8 HEX HEAD ZINC	F81000-36	4	
29	BRACKET, SUPPORT	506732-1	1	
30	WASHER, 8.2 SPLIT LOCK ZINC	F81054-4	6	
31	BOLT, M8x75-8.8 HEX HEAD ZINC	F81002-91	2	
32	GUARD, VERTICAL HOSE	508713	1	
33	LATCH, GN 615.3-M6-KN BALL THREADED	096874	1	
34	WASHER, 6.4 FLAT ZINC	F81053-1	1	
35	NUT, M6-8-B HEX NYLON ZINC LOCK	F81031-2	1	
36	SCREW, M8x20-8.8 HEX SOCKET HEAD CAP ZINC	F81002-30	4	

1.11 Middle Throat Screw



REF.	DESCRIPTION (◆ Indicates Parts Available in Assemblies Only)	PART #	QTY	
1	SCREW, M10X40-45H HEX SOCKET SET CONE POINT ZINC	F81003-61	1	
2	NUT, M10-8-B HEX ZINC	F81033-6	2	
3	WASHER, 10.5 FLAT ZINC	F81055-1	2	
4	GROMMET, 22 MM DIA. RUBBER	087400	1	

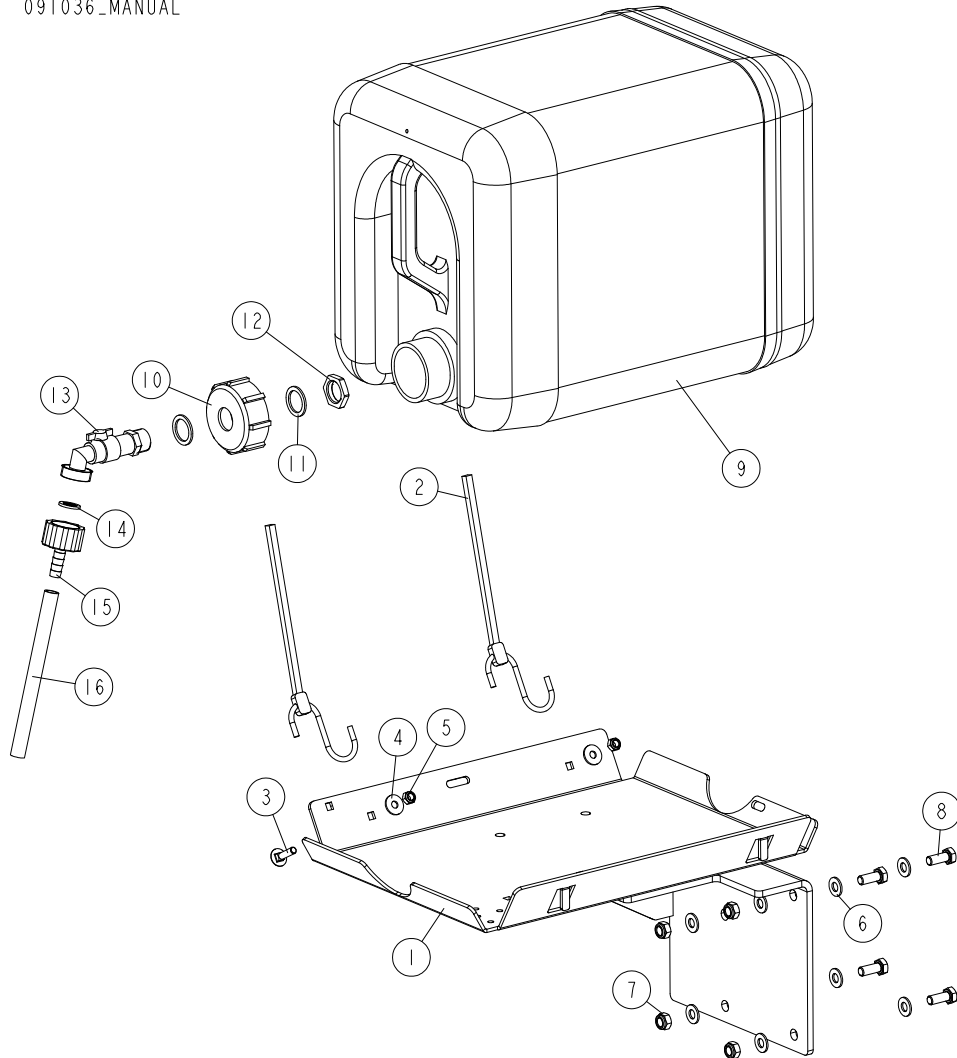
1

REPLACEMENT PARTS

Water Lube Assembly (Option)

1.12 Water Lube Assembly (Option)

091036_001_A
091036_MANUAL



REF	DESCRIPTION (u indicates parts available in assemblies only)	PART #	QTY
-	BOTTLE KIT, LT20 WATER LUBE	091036	1
1	TRAY WELDMENT, LT20 WATER LUBE	091033-1	1
2	STRAP, 20" RUBBER W/HOOK	P11668	2
3	BOLT, M6X25-8.8 ZINC	F81001-20	2
4	WASHER, 6.5 SPECIAL FLAT ZINC-PL.	F81053-11	2
5	NUT, M6-8-B HEX NYLON ZINC LOCK	F81031-2	2
6	WASHER, 8.4 FLAT ZINC	F81054-1	8
7	NUT, M8-8-B HEX NYLON ZINC LOCK	F81032-2	4
8	BOLT, M8X20MM, HEX HEAD,GR 5.8 ZINC,	F81002-4	4
-	TANK, OIL	550787	1
9	BOTTLE, WATER	513866	1
10	NUT, BOTTLE	550785	1

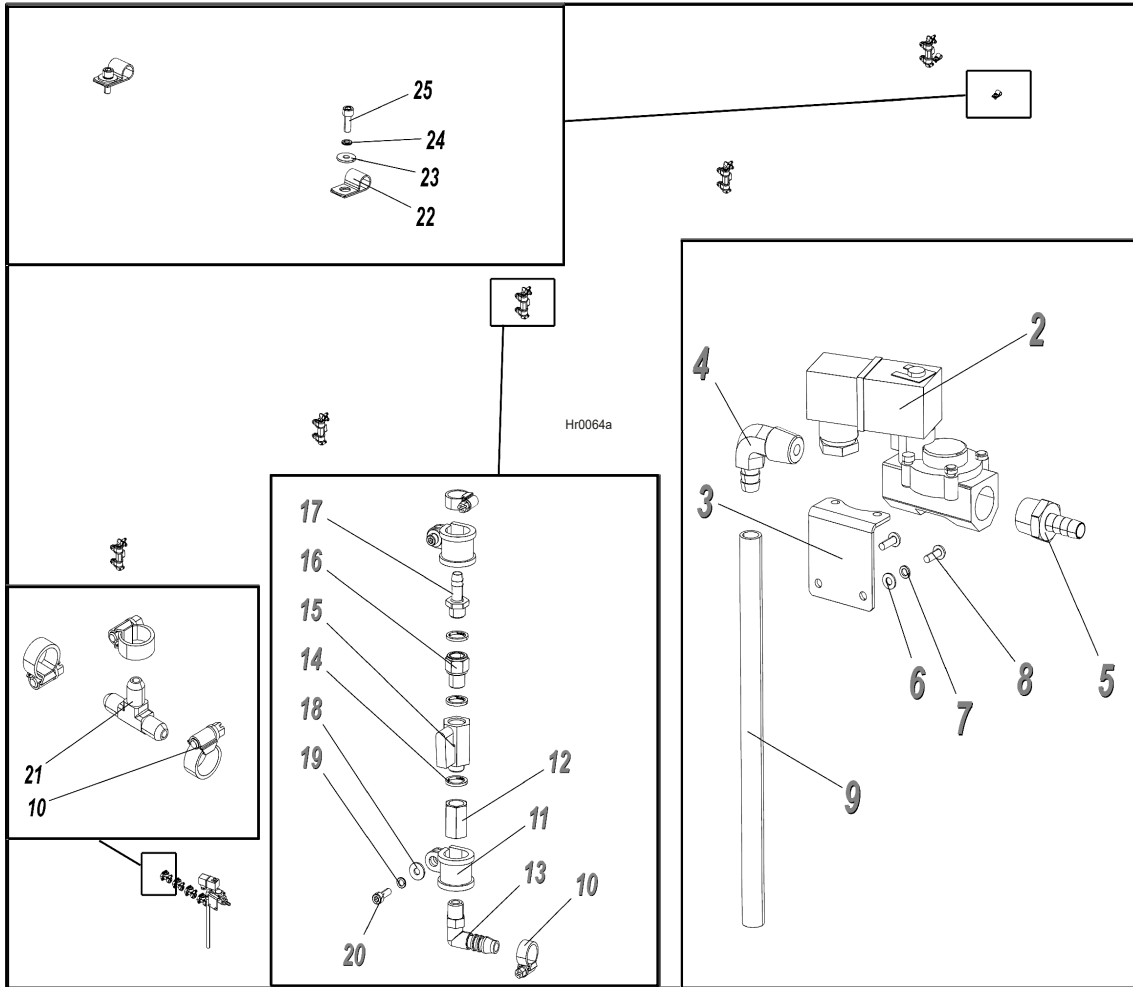
REPLACEMENT PARTS

Water Lube Assembly (Option)

1

REF	DESCRIPTION (u indicates parts available in assemblies only)	PART #	QTY	
11	SEAL, 27X20X1.5 ESSENTRA 467673 RUBBER	550780	2	
12	NUT, 1/2 ESSENTRA 467615 GLAND	550779	1	
13	FITTING, WATER LUBE SHUTOFF VALVE	550776	1	
14	FILTER, WATER LUBE	550778	1	
15	FITTING, G3/4" X 10MM HOSE BARB	550777	1	
16	TUBING, WATER LUBE 3/8" I.D.	R01885	1	

1.13 Blade Lube System



REF.	DESCRIPTION (◆ Indicates Parts Available In Assemblies Only)	PART #	QTY
	KIT, HR500 BLADE LUBE SYSTEM - 1 HEAD	502688-1	1 / 0 / 0 / 0 / 0 / 0
	KIT, HR500 BLADE LUBE SYSTEM - 2 HEADS	502688-2	0 / 1 / 0 / 0 / 0 / 0
	KIT, HR500 BLADE LUBE SYSTEM - 3 HEADS	502688-3	0 / 0 / 1 / 0 / 0 / 0
	KIT, HR500 BLADE LUBE SYSTEM - 4 HEADS	502688-4	0 / 0 / 0 / 1 / 0 / 0
	KIT, HR500 BLADE LUBE SYSTEM - 5 HEADS	502688-5	0 / 0 / 0 / 0 / 1 / 0
	KIT, HR500 BLADE LUBE SYSTEM - 6 HEADS	502688-6	0 / 0 / 0 / 0 / 0 / 1
1	VALVE, BLADE LUBE SYSTEM SOLENOID - COMPLETE	509702	1 / 1 / 1 / 1 / 1 / 1
2	VALVE, ASCO SCE238A002 24V DC SOLENOID	510270	1
3	BRACKET, SOLENOID VALVE ZINC-PLATED	092870-1	1
4	FITTING, 1/2"NPT-3/8" BARB ELBOW	P12707	1
5	FITTING, 1/2" HOSE	092356	1
6	WASHER, 4.3 FLAT ZINC	F81051-2	2
7	WASHER, Z 4.1 SPLIT LOCK ZINC	F81051-1	2
8	SCREW, M4X12-5.8-B CROSS RECESSED PAN HEAD ZINC	F81011-43	2

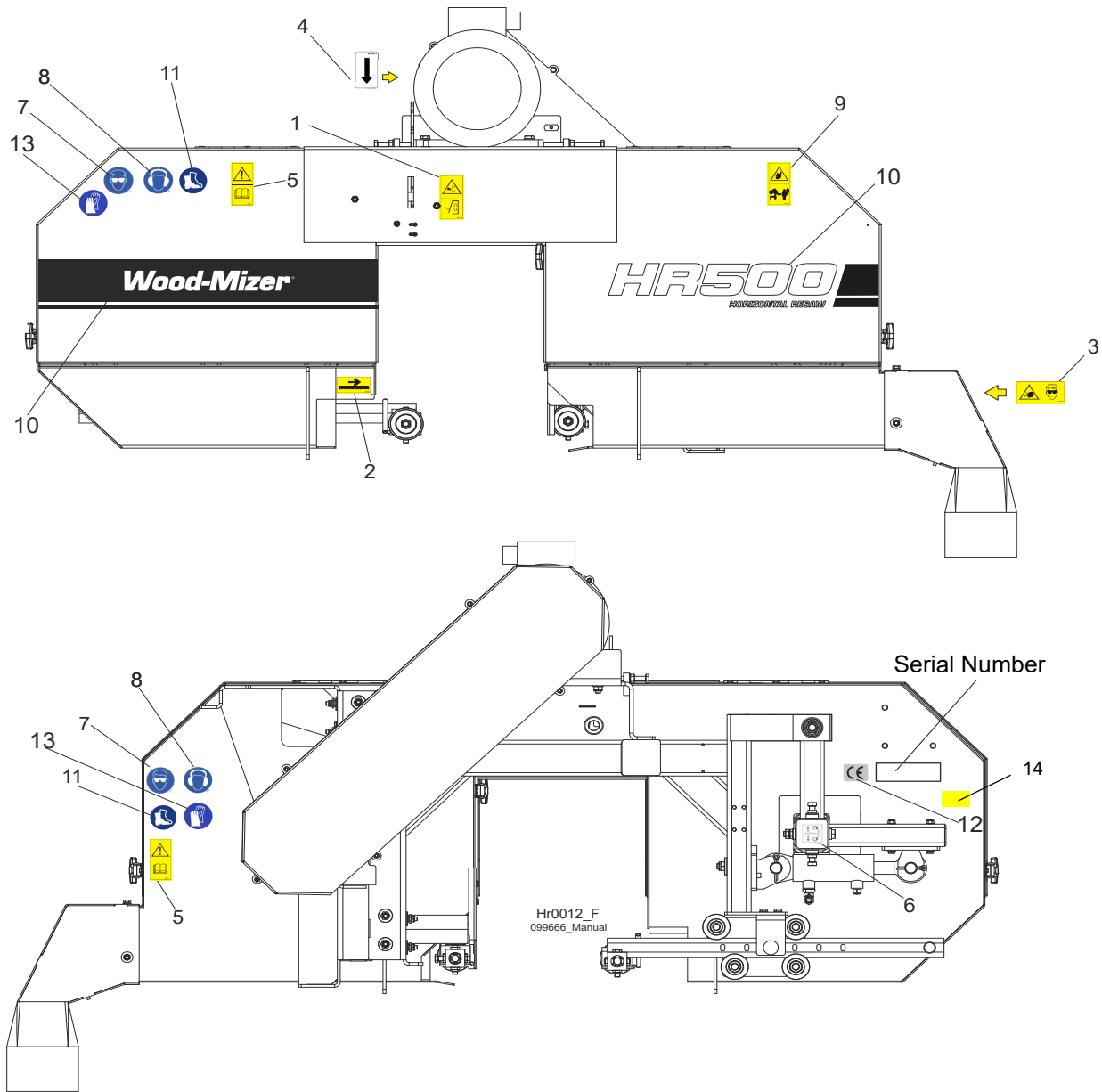
REPLACEMENT PARTS

Blade Lube System

1

9	TUBING, 3/8" -1 HEAD	509704	1 / 0 / 0 / 0 / 0 / 0	
	TUBING, 3/8" - 2 HEADS	509705	0 / 1 / 0 / 0 / 0 / 0	
	TUBING, 3/8" - 3 HEADS	509706	0 / 0 / 1 / 0 / 0 / 0	
	TUBING, 3/8" - 4 HEADS	509707	0 / 0 / 0 / 1 / 0 / 0	
	TUBING, 3/8" - 5 HEADS	509708	0 / 0 / 0 / 0 / 1 / 0	
	TUBING, 3/8" - 6 HEADS	509709	0 / 0 / 0 / 0 / 0 / 1	
10	CLAMP, 12-20MM DIA. HOSE	F81080-3	3 / 8 / 13 / 18 / 23 / 28	
11	CLAMP, RSGU 1.20/20 W1 METAL & RUBBER	F81087-2	2 / 4 / 6 / 8 / 10 / 12	
12	SLEEVE, G1/4W/G1/4W 1823300001	090808	1 / 2 / 3 / 4 / 5 / 6	
13	FITTING, WES 10/R 1/4 ELBOW	088379	1 / 2 / 3 / 4 / 5 / 6	
14	SEAL, G1/4 866-014-000-0	090809	3 / 6 / 9 / 12 / 15 / 18	
15	VALVE, FP60.KIT 28 G1/4	088380	1 / 2 / 3 / 4 / 5 / 6	
16	ADAPTER, 2521 1/4-1/4 (CAMOZZI)	097704	1 / 2 / 3 / 4 / 5 / 6	
17	BUSHING, GT13/09 NR 13539	092783	1 / 2 / 3 / 4 / 5 / 6	
18	WASHER, 5.5 SPECIAL FLAT ZINC	F81052-3	2 / 4 / 6 / 8 / 10 / 12	
19	WASHER, 5.1 SPLIT LOCK	F81052-2	2 / 4 / 6 / 8 / 10 / 12	
20	SCREW, M5X16-8.8 HEX SOCKET HEAD CAP ZINC-PL.	F81000-25	2 / 4 / 6 / 8 / 10 / 12	
21	FITTING, 3/8 BARB TEE	015485	0 / 1 / 2 / 3 / 4 / 5	
22	CLAMP, 1/2" EMT COATED	P07584	2 / 0 / 2 / 0 / 2 / 0	
23	WASHER, 6.5 SPECIAL FLAT ZINC	F81053-11	2 / 0 / 2 / 0 / 2 / 0	
24	WASHER, Z 6.1 SPLIT LOCK	F81053-3	2 / 0 / 2 / 0 / 2 / 0	
25	SCREW, M6X16 8.8 HEX SOCKET HEAD CAP ZINC	F81001-21	2 / 0 / 2 / 0 / 2 / 0	

1.14 HR Saw Head Warning Decals



REF.	DESCRIPTION (◆ Indicates Parts Available in Assemblies Only)	PART #	QTY
	DECAL KIT FOR HR1	099821	1
1	DECAL, SAWMILL COVERS CAUTION	099220	1
2	DECAL, BLADE MOVEMENT DIRECTION (PICTOGRAM)	096321	1
3	DECAL, SAWDUST CHUTE WARNING (PICTOGRAM)	099222	1
4	DECAL, MOTOR ROTATION DIRECTION	S20097	1
5	DECAL, READ THE OPERATOR'S MANUAL (PICTOGRAM)	096317	2
6	DECAL, BLADE ALIGNMENT	P11789	1
7	DECAL, EYE PROTECTION WARNING (PICTOGRAM)	S12004G	2
8	DECAL, EAR PROTECTION WARNING (PICTOGRAM)	S12005G	2

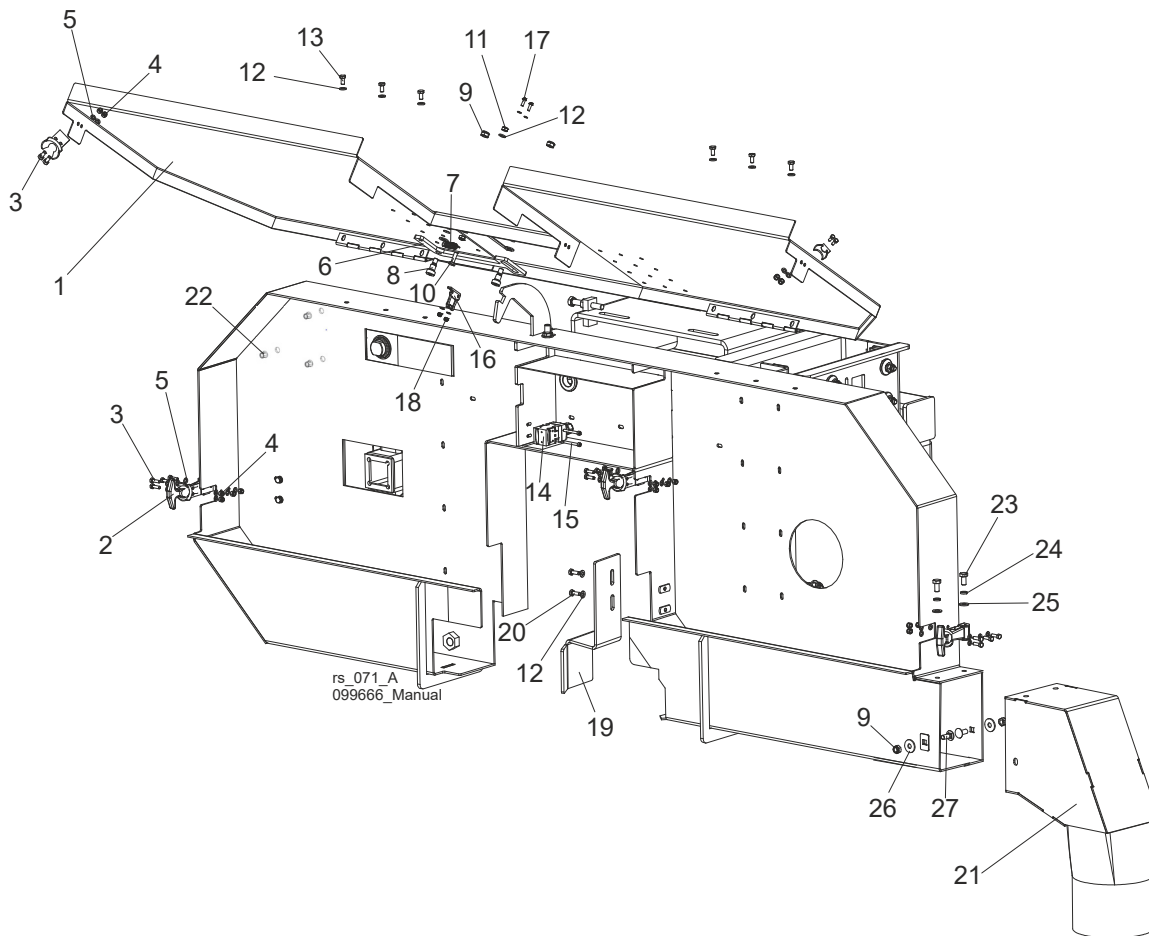
REPLACEMENT PARTS

HR Saw Head Warning Decals

1

9	DECAL, KEEP A SAFE DISTANCE AWAY (PICTOGRAM)	099221	1	
10	DECAL KIT, "HR" MACHINE NAME	533074	1	
11	DECAL, USE SAFETY BOOTS (PICTOGRAM)	501465	2	
12	DECAL, CE CERTIFIED SAWMILL (SMALL)	P85070	1	
13	DECAL, WEAR SAFETY GLOVES (PICTOGRAM)	512107	2	
	DECAL KIT FOR HR2	099822	1	
	DECAL KIT FOR HR1	099821	2	
	DECAL KIT FOR HR3	099823	1	
	DECAL KIT FOR HR1	099821	3	
	DECAL KIT FOR HR4	099824	1	
	DECAL KIT FOR HR1	099821	4	
	DECAL KIT FOR HR5	099825	1	
	DECAL KIT FOR HR1	099821	5	
	DECAL KIT FOR HR6	099826	1	
	DECAL KIT FOR HR1	099821	6	
14	DECAL, BLADE TENSION INDICATOR ADJUSTMENT	505348	1	

1.15 Blade Housing Cover



REF.	DESCRIPTION (◆ Indicates Parts Available In Assemblies Only)	PART #	QTY
1	COVER WELDMENT, RESAW BLADE HOUSING	093251-1	1
2	LATCH, FLEXIBLE DRAW	014829	3
3	BOLT, M5X16-5.8 HEX HEAD FULL THREAD ZINC	F81000-51	12
4	NUT, M5-8-FE/ZN5 DIN 985	F81030-2	12
5	WASHER, 5.3 FLAT ZINC	F81052-1	24
6	PAWL, LOCKING	090643-1	1
7	SPRING, 1.6X12X38 EXTENSION	092208	1
8	BOLT, 10/M8X12-12.9 ISO-7379 SHOULDER	F81003-62	2
9	NUT, M8-8-B HEX NYLON ZINC LOCK	F81032-2	4
10	BOLT, M6X20-8.8 HEX HEAD FULL THREAD ZINC	F81001-2	1
11	NUT, M6-8-B HEX NYLON ZINC LOCK	F81031-2	2
12	WASHER, 6.4 FLAT ZINC	F81053-1	10
13	BOLT, M6X12-8.8 HEX HEAD FULL THREAD ZINC	F81001-7	6
14	SWITCH, AZ17-11ZRK SAFETY	094232	1
15	SCREW, M4X35 -8.8 HEX SOCKET HEAD CAP ZINC	F81011-34	2
16	KEY, AZ17/170-B5 SAFETY SWITCH	094422	1
17	SCREW, M4X12-5.8-B CROSS RECESSED PAN HEAD ZINC	F81011-43	2

REPLACEMENT PARTS

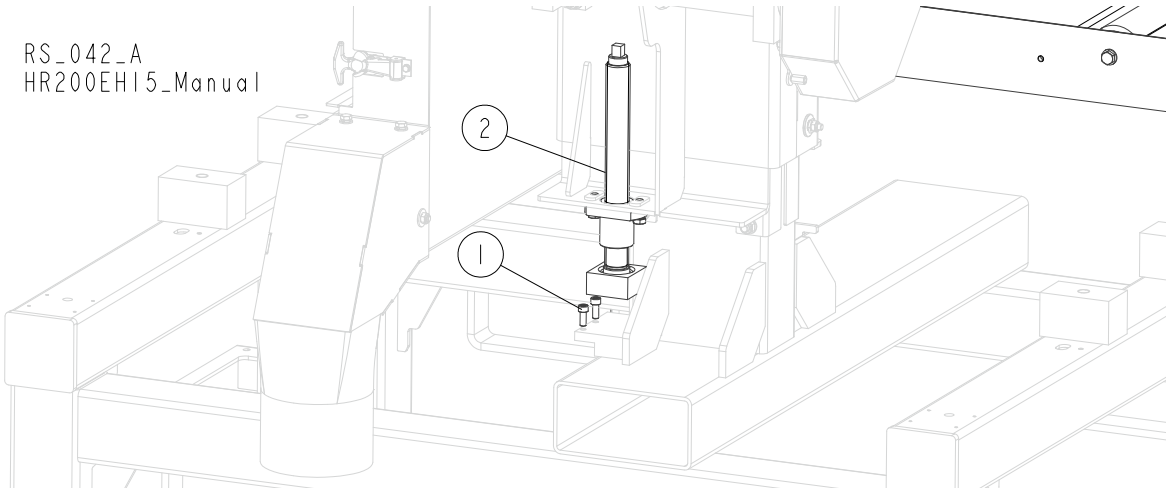
Blade Housing Cover

1

18	NUT, M4-B HEX NYLON ZINC LOCK	F81029-1	2	
19	GUARD, BLADE GUIDE ROLLER	516925-1	1	
20	BOLT, M6X16 8.8 HEX HEAD FULL THREAD ZINC	F81001-15	2	
21	CHUTE, RESAW SAWDUST	094059-1	1	
22	PLUG, SR1086-9.5	096846	3	
23	BOLT, M8X16-8.8-B HEX HEAD FULL THREAD ZINC	F81002-20	2	
24	WASHER, 8.2 SPLIT LOCK ZINC	F81054-4	2	
25	WASHER, 8.4 FLAT,ZINC	F81054-1	2	
26	WASHER, 8.5 FLAT ZINC	F81054-11	2	
27	BOLT, M8 X 20 CARRIAGE HEAD ZINC	F81002-11	2	

1.16 Manual Up/Down System Screws

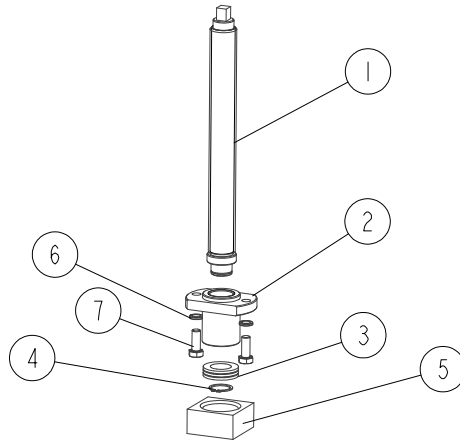
RS_042_A
HR200EH15_Manual



REF.	DESCRIPTION (◆ Indicates Parts Available In Assemblies Only)	PART #	QTY	
1	SCREW, M8X20-8.8 HEX SOCKET HEAD CAP ZINC	F81002-30	2	
2	UP/DOWN SYSTEM, HR500-1/SHR MANUAL COMPLETE See Section 1.17	517306	1	

1.17 Manual Up/Down System

517306_001
HR200EH15_Manual

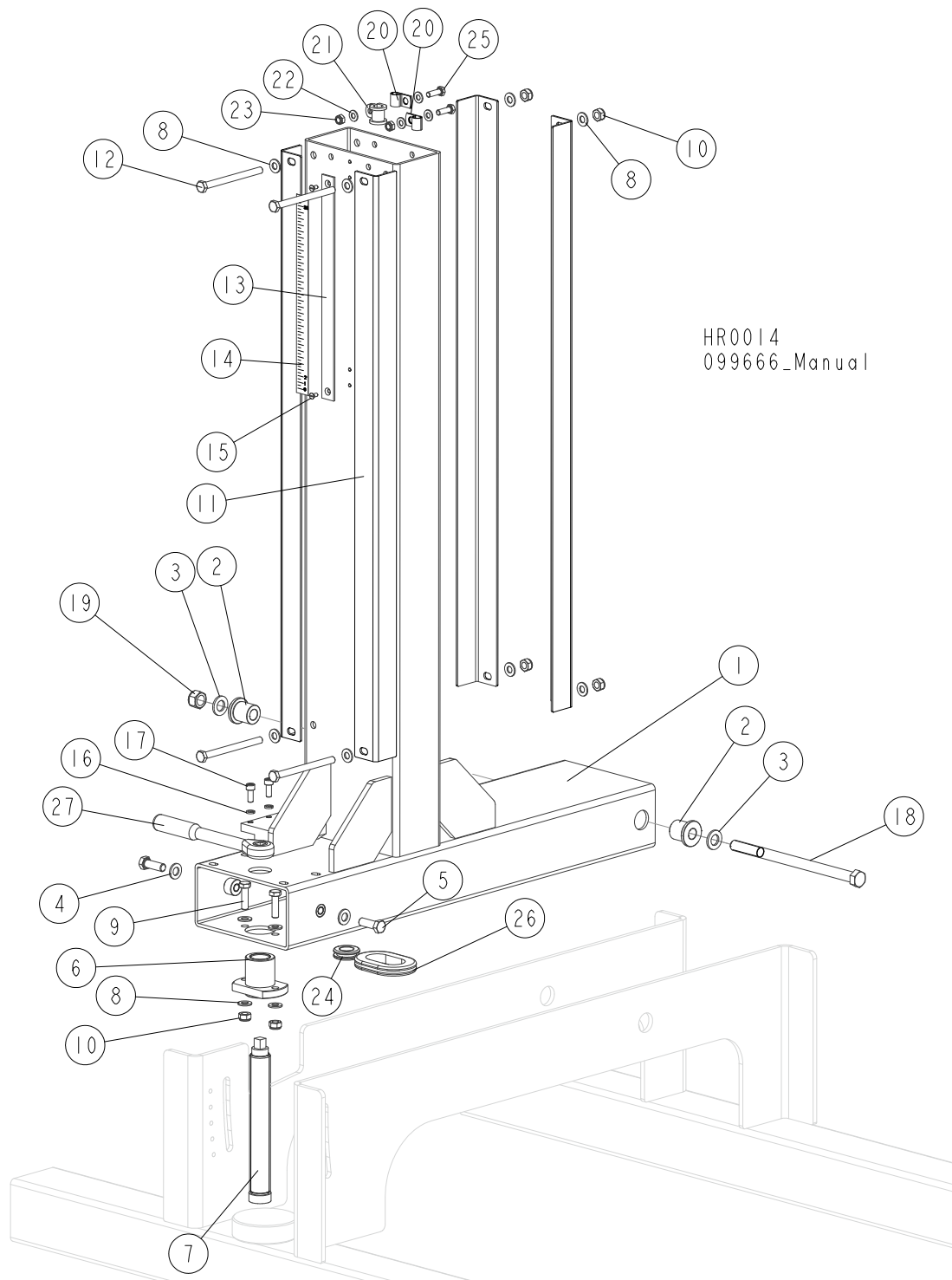


REF.	DESCRIPTION (◆ Indicates Parts Available In Assemblies Only)	PART #	QTY
	UP/DOWN SYSTEM, HR500-1/SHR MANUAL COMPLETE	517306	1
1	SCREW, ACME UP/DOWN ZINC-PLATED	093263-1	1
2	NUT, ACME SCREW FLANGED ZINC-PLATED	093264-1	1
3	BEARING, 51105 THRUST	088033	1
4	RING, 25Z OUTSIDE RETAINING	F81090-22	1
5	BLOCK, ACME SCREW REST ZINC-PLATED	093265-1	1
6	WASHER, Z 10.2 SPLIT LOCK ZINC	F81055-2	2
7	BOLT, M10X25 8.8 HEX HEAD FULL THREAD	F81003-31	2

1 REPLACEMENT PARTS

Mast

1.18 Mast

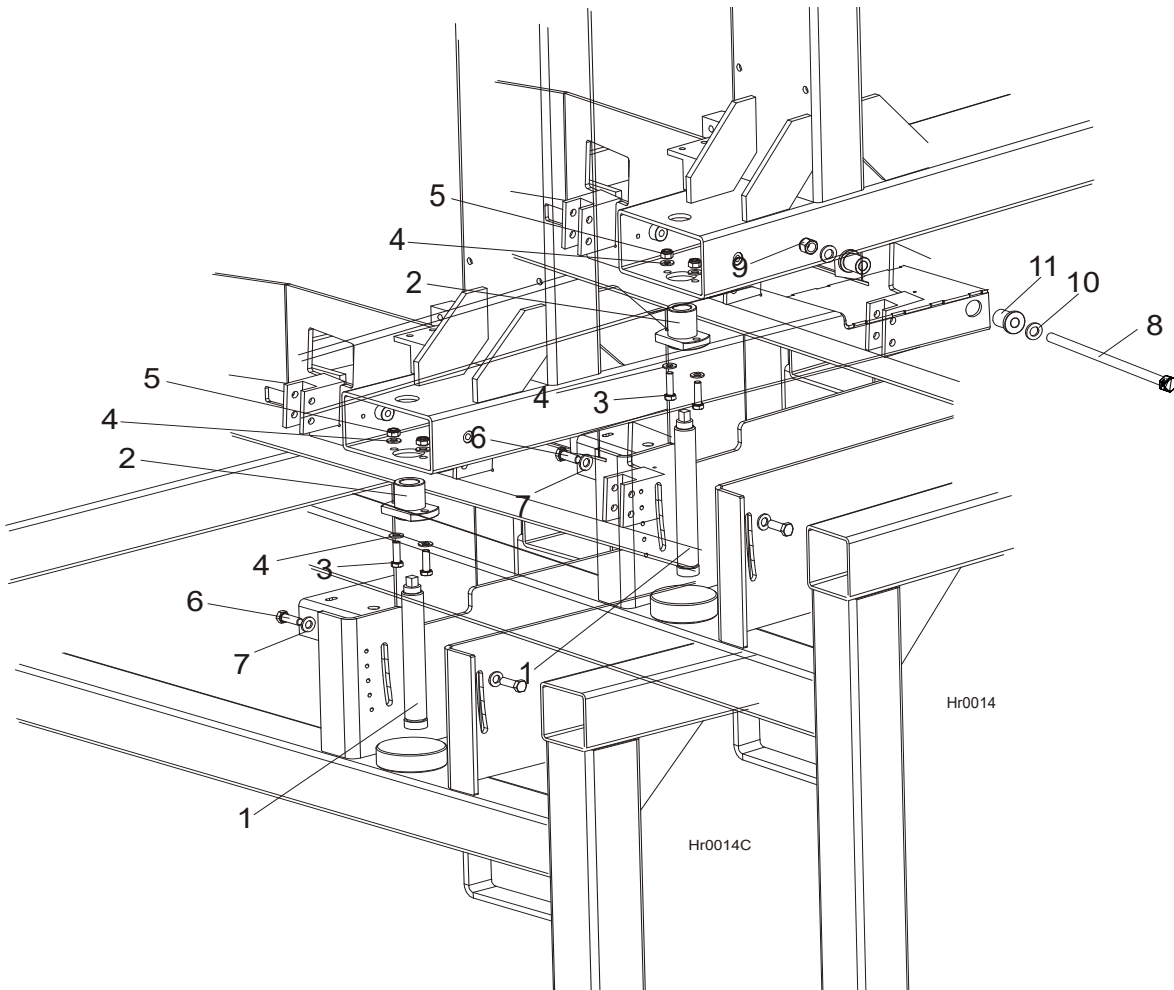


HR0014
099666_Manual

REF.	DESCRIPTION (◆ Indicates Parts Available In Assemblies Only)	PART #	QTY
	MAST, 2HR COMPLETE	099444	1
1	MAST WELDMENT, RESAW	093504-1	1
2	BUSHING, MOUNTING ZINC-PLATED	093507-1	2
3	WASHER, 17 SPLIT LOCK ZINC	F81058-1	2

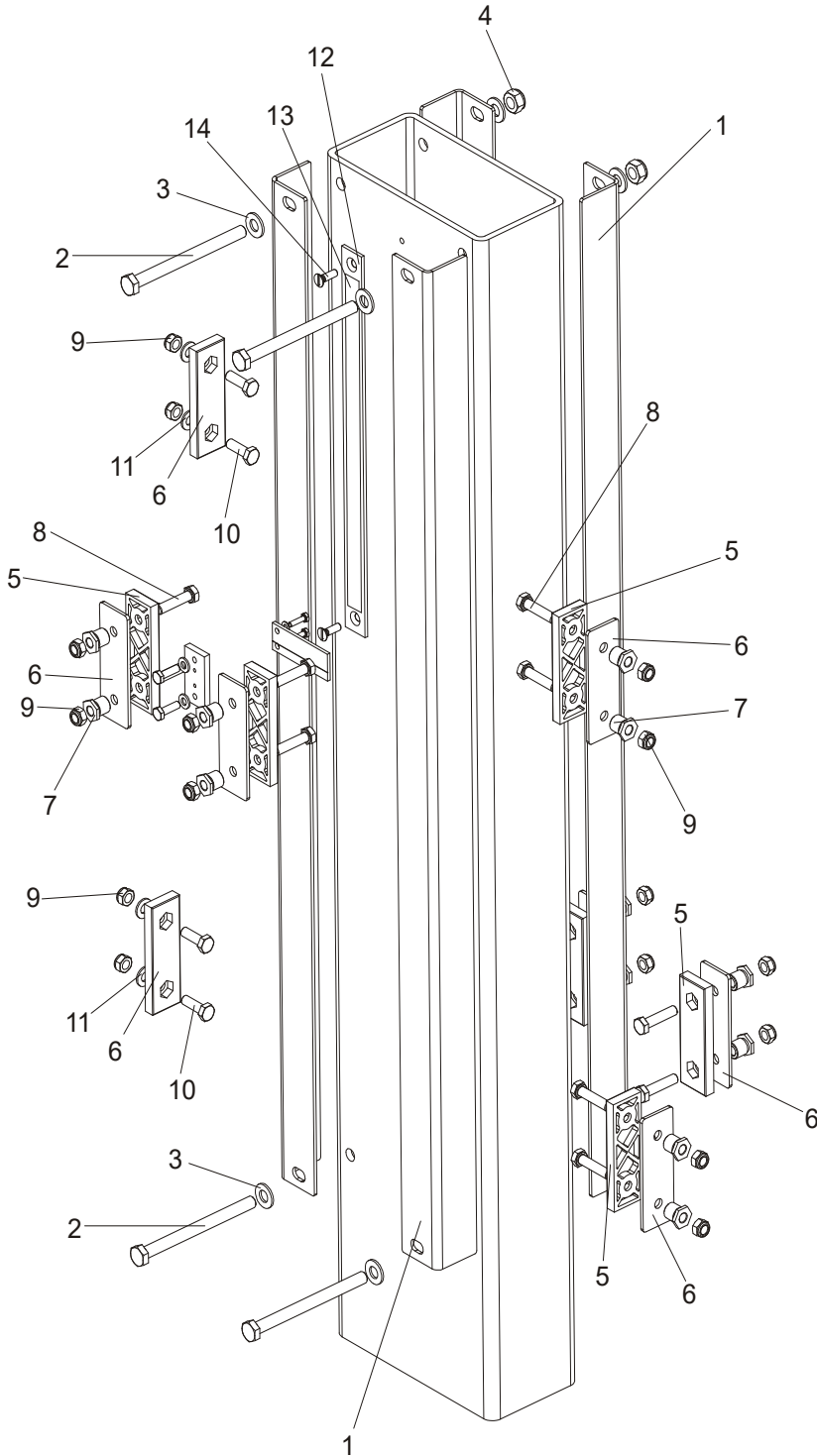
REF.	DESCRIPTION (◆ Indicates Parts Available In Assemblies Only)	PART #	QTY	
4	WASHER, 13 FLAT ZINC	F81056-1	2	
5	BOLT, M12X35 8.8 HEX HEAD FULL THREAD ZINC	F81004-24	2	
6	NUT, ACME SCREW FLANGED ZINC-PLATED	093264-1	1	
7	SCREW, ACME (MAST TILT ADJUSTMENT)	093509-1	1	
8	WASHER, 10.5 FLAT ZINC	F81055-1	12	
9	BOLT, M10X35 8.8 HEX HEAD FULL THREAD ZINC	F81003-17	2	
10	NUT, M10-8-B HEX NYLON ZINC LOCK	F81033-1	6	
11	ANGLE, VERTICAL MAST TUBE	093890	4	
12	BOLT, M10x125 8.8 HEX HEAD ZINC	F81003-18	4	
	SCALE, RESAW BLADE HEIGHT - COMPLETE	094820	1	
13	BAR, RESAW SCALE	094818	1	
14	SCALE, 0-30 CM METRIC	094819	1	
15	SCREW, M5X12- 5.8-B SLOTTED COUNTERSUNK HEAD ZINC	F81000-15	2	
16	WASHER, 8.2 SPLIT LOCK ZINC	F81054-4	2	
17	SCREW, M8x20-8.8 HEX SOCKET HEAD CAP ZINC	F81002-30	2	
18	BOLT, ISO4014 M16x260-8.8-A2E HEX HEAD	F81006-47	1	
19	NUT, M16-8 HEX NYLON ZINC LOCK	F81036-2	1	
20	CLAMP, 1/2" EMT COATED	P07584	2	
21	CLIP, RSGU 1.15/20 PIPE RETAINING	509701	1	
22	WASHER, 8.4 FLAT ZINC	F81054-1	4	
23	NUT, M8 8 HEX NYLON ZINC LOCK	F81032-2	2	
24	GROMMET, 22 MM DIA. RUBBER	087400	2	
25	BOLT, M8x25-8.8-B HEX HEAD FULL THREAD ZINC	F81002-5	2	
26	GROMMET, RUBBER	089532	2	
27	WRENCH, LT20 BLADE TENSION	091620	1	

1.19 Mast Tilt Adjustment Screw



REF.	DESCRIPTION (◆ Indicates Parts Available in Assemblies Only)	PART #	QTY
1	SCREW, MAST TILT ADJUSTMENT ACME	093509-1	1
2	NUT, ACME SCREW FLANGED ZINC-PLATED	093264-1	1
3	BOLT, M10X35-8.8 HEX HEAD FULL THREAD ZINC	F81003-17	2
4	WASHER, 10.5 FLAT ZINC	F81055-1	4
5	NUT, M10-8-B HEX NYLON ZINC LOCK	F81033-1	2
6	BOLT, M12X35-8.8 HEX HEAD FULL THREAD ZINC	F81004-24	2
7	WASHER, 13 FLAT ZINC	F81056-1	2
8	BOLT, ISO 4014 M16X260-8.8-A2E HEX HEAD	F81006-47	1
9	NUT, M16-8 HEX NYLON ZINC LOCK	F81036-2	2
10	WASHER, 17 SPLIT LOCK ZINC	F81058-1	2
11	BUSHING, MOUNTING	093507	2

1.20 Vertical Mast Slide Pads



REF.	DESCRIPTION (◆ Indicates Parts Available In Assemblies Only)	PART #	QTY
1	ANGLE, VERTICAL MAST TUBE	093890	4

1

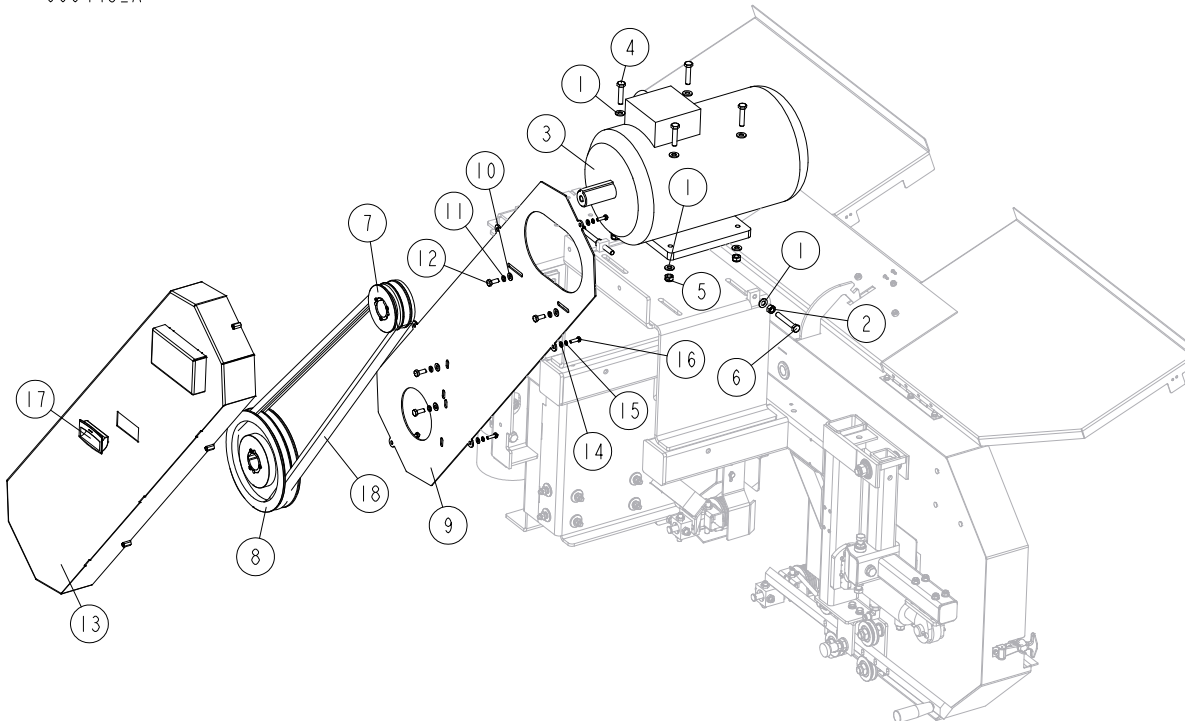
REPLACEMENT PARTS

Vertical Mast Slide Pads

2	BOLT, M10X125-8.8 HEX HEAD ZINC	F81003-18	4	
3	WASHER, 10.5 FLAT ZINC	F81055-1	8	
4	NUT, M10-8-B HEX NYLON ZINC LOCK	F81033-1	4	
5	PAD, DELRIN UP/DOWN SLIDE	M04096	8	
6	PLATE, SLIDE PAD MOUNTING	093246-1	6	
7	NUT, SLIDE PAD ADJUSTMENT ZINC-PLATED	086683-1	12	
8	BOLT, M8X35-8.8 HEX HEAD FULL THREAD ZINC	F81002-13	12	
9	NUT, M8-8-B HEX NYLON ZINC LOCK	F81032-2	16	
10	BOLT, M8X25-8.8-B HEX HEAD FULL THREAD ZINC	F81002-5	4	
11	WASHER, 8.4 FLAT ZINC	F81054-1	4	
	SCALE, RESAW BLADE HEIGHT-COMPLETE	094820	1	
12	Bar, Resaw Blade Height Scale	094818	1	
13	Scale, 0-30 cm Resaw Metric	094819	1	
14	SCREW, M5X12- 5.8-B SLOTTED COUNTERSUNK HEAD ZINC	F81000-15	2	

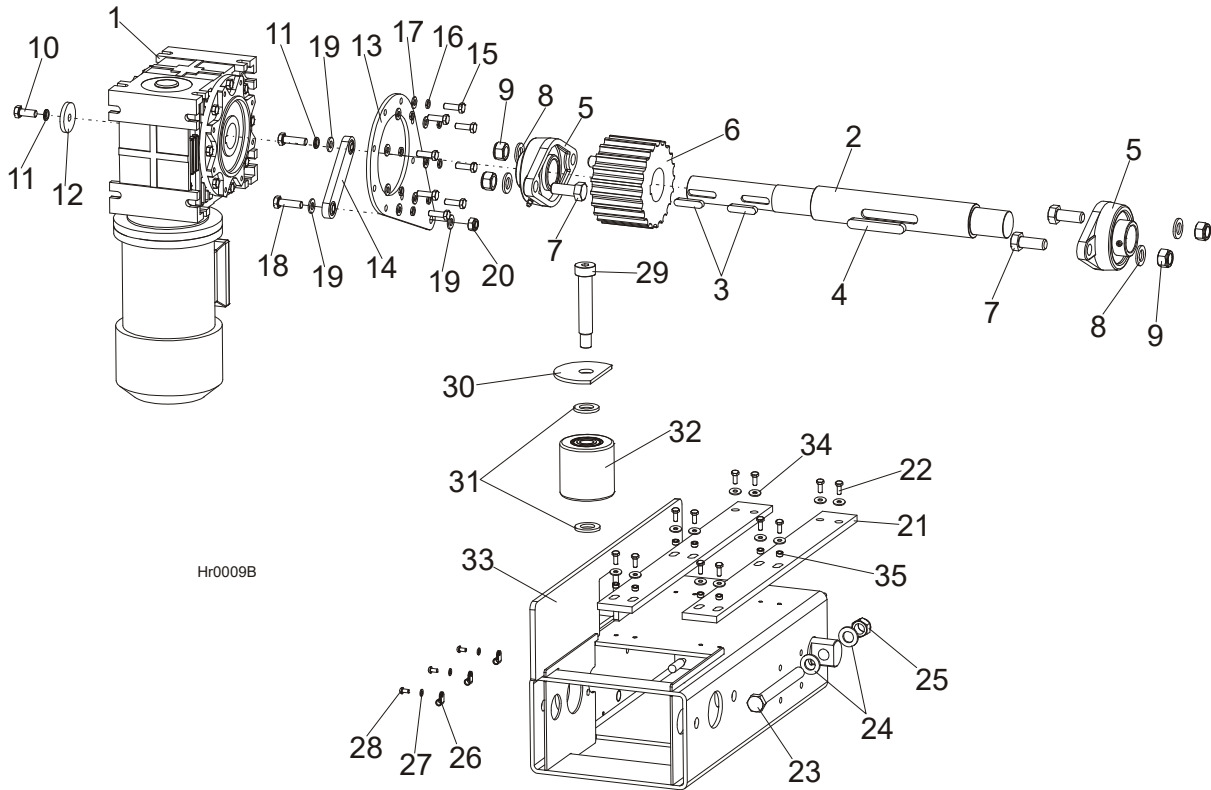
1.21 Motor Assembly

099445_A_001
099445_A



REF	DESCRIPTION (u indicates parts available in assemblies only)	PART #	QTY
1	WASHER 10,5 ZC DIN 126 ISO 7091	F81055-1	12
2	NUT, M10-8-B HEX ZINC	F81033-3	2
3	MOTOR, 7.5kW Sg132M-4B - HM	094996	1
	MOTOR, 11kW Sg132M-4PC - HM	093219	1
4	BOLT, M10X45-8.8 HEX HEAD FULL THREAD ZI	F81003-3	4
5	NUT, M10-8-B HEX NYLON ZINC LOCK	F81033-1	4
6	BOLT, M10X70 8.8 HEX HEAD FULL THREAD ZI	F81003-20	1
7	PULLEY, SPB-B-5VN100X2CGROOVES/N38(F0231	500176	1
8	PULLEY, SPB-B-5VN224X2 GROOVES /N38 (F02	500177	1
-	GUARD, DRIVE BELT - COMPLETE	506767	1
9	PLATE, DRIVE BELT GUARD REAR	506731-1	1
10	WASHER, 8.4 FLAT ZINC	F81054-1	4
11	WASHER 8,2 ZC SPRING LOCK DIN 127	F81054-4	4
12	BOLT, M8X20MM, HEX HEAD,GR 5.8 ZINC,	F81002-4	4
13	GUARD, DRIVE BELT	506768-1	1
14	WASHER, 6.4 FLAT ZINC	F81053-1	6
15	WASHER 6,1 ZC SPRING LOCK DIN 127	F81053-3	6
16	BOLT, M6X20 8.8 HEX HEAD FULL THREAD ZIN	F81001-2	6
17	HANDLE, EPR.90-PF-C1(261051-C1) FLUSH PU	100012	1
18	BELT, OPTIBELT 2XPB 2100 LD DRIVE	557191	1

1.22 Feed Chain Drive & Tensioner



Hr0009B

REF.	DESCRIPTION (◆ Indicates Parts Available in Assemblies Only)	PART #	QTY
	DRIVE ASSEMBLY, HR FEED CHAIN	099377	1
	DRIVE ASSEMBLY, HR PLATE LINK CHAIN	099069	1
1	MOTOREDUCER, MR-80/42/1.1-1400/V6	099070	1
	MOTOR, 1.1kW 1400 r.p.m.	086530	1
	REDUCER, MR-80/42	083879	1
2	SHAFT, HR CHAIN DRIVE ZINC-PLATED	099335-1	1
3	KEY, A10x8x45 PARALLEL	091312	2
4	KEY, A14X9X90 PARALLEL	099424	1
5	BEARING, UCFL208 W/HOUSING	099423	2
6	SPROCKET, KZN800/21-40 A=80,B=50	099079	1
7	BOLT, M16x40-8.8 HEX HEAD FULL THREAD ZINC	F81006-13	4
8	WASHER, 17 FLAT ZINC	F81058-1	4
9	NUT, M16-8 HEX NYLON ZINC LOCK	F81036-2	4
10	BOLT, M10x25-8.8 HEX HEAD FULL THREAD ZINC	F81003-11	1
11	WASHER, 10.2 SPLIT LOCK ZINC	F81055-2	2
12	WASHER, LT15 DRIVE WHEEL ZINC-PLATED	086286-1	1
13	PLATE, RA80 MOTOREDUCER SUPPORT	099425-1	1
14	LINK, SBPL 10104 PIVOTAL	097700	1
15	BOLT, M8x25-8.8-B HEX HEAD FULL THREAD ZINC	F81002-5	8
16	WASHER, 8.2 SPLIT LOCK ZINC	F81054-4	8
17	WASHER, 8.4 FLAT ZINC	F81054-1	8

REPLACEMENT PARTS

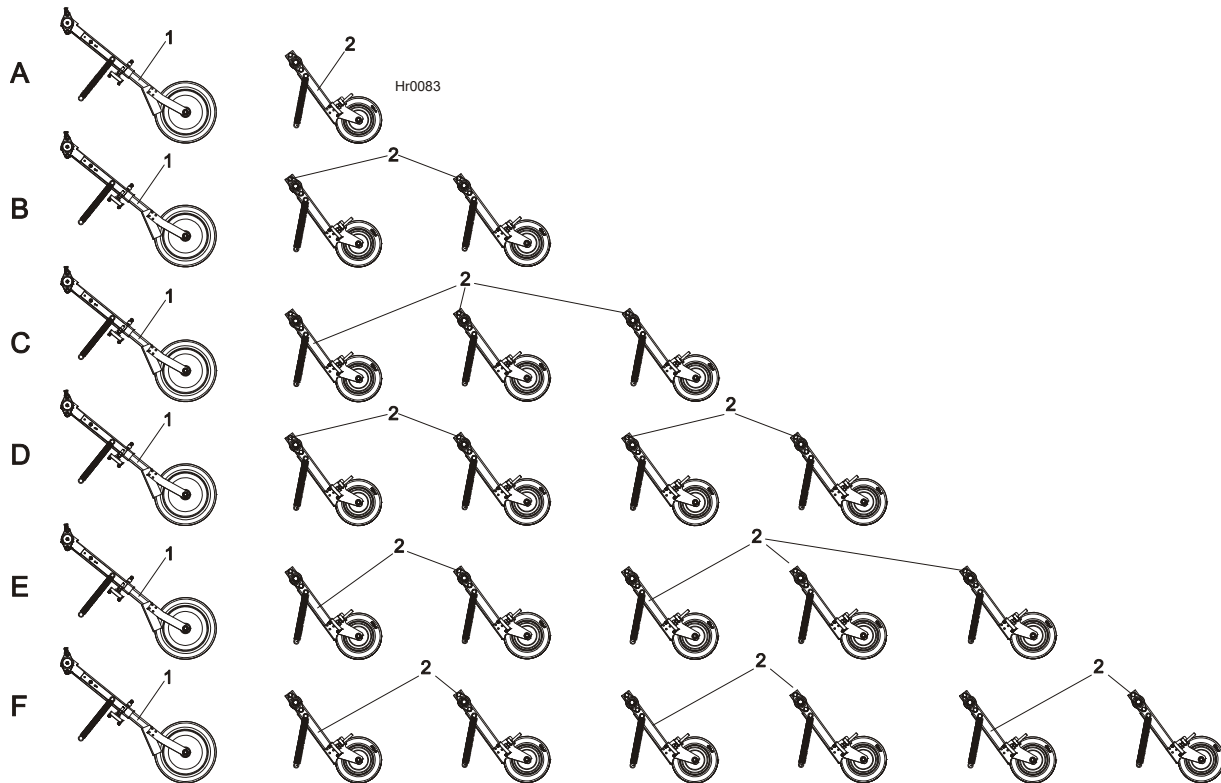
Feed Chain Drive & Tensioner

1

18	BOLT, M10x35-8.8 HEX HEAD FULL THREAD ZINC	F81003-17	2	
19	WASHER, 10.5 FLAT ZINC	F81055-1	2	
20	NUT, M10-8-B HEX NYLON ZINC LOCK	F81033-1	1	
21	PAD, FEED TRACK (MEDIUM)	099376	2	
22	BOLT, M6x16 8.8 HEX HEAD FULL THREAD ZINC	F81001-15	12	
23	BOLT, M16x160-8.8 HEX HEAD ZINC	F81006-20	2	
24	WASHER, 17 FLAT ZINC	F81058-1	4	
25	NUT, M16-8 HEX NYLON ZINC LOCK	F81036-2	2	
26	CLAMP, RSGU 1.10/12 W1 METAL & RUBBER	086861	3	
27	WASHER, 5.3 FLAT ZINC	F81052-1	3	
28	SCREW, H M5x10 8.8 CROSS RECESSED PAN HEAD ZINC	F81000-13	3	
29	BOLT, 20/M16X90 12.9 ISO7379 SHOULDER	F81006-30 ¹	1	
30	PLATE, GUIDE ROLLER COVER ZINC-PLATED	099441-1 ¹	1	
31	WASHER, 21 FLAT ZINC	F81059-2 ¹	2	
32	ROLLER, R-80-80 (ZABI) GUIDE	099429 ¹	1	
33	MOUNT WELDMENT, HR CHAIN DRIVE	099378-1	1	
34	WASHER, 6.5 SPECIAL FLAT ZINC	F81053-11	12	
35	BUSHING, 6.2X10X5 SPACER ZINC-PLATED	503674-1	8	

¹ The quantities of rollers and their mounting hardware are: HR1/2 - 12 pcs, HR3/4 - 20 pcs, HR5/6 - 28 pcs.

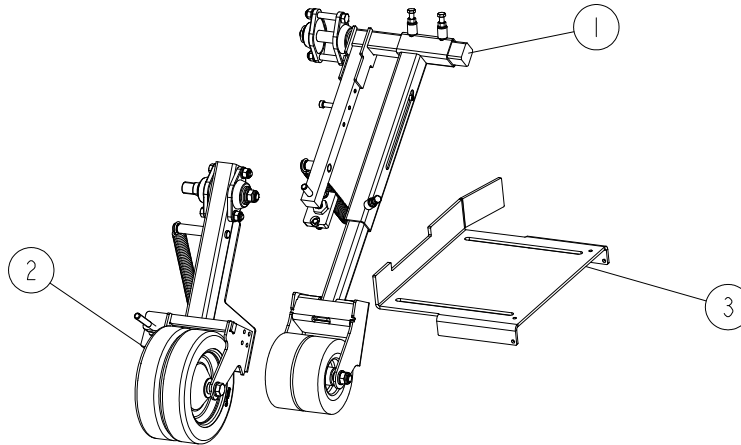
1.23 Hold-Down Roller Kit, HR500 1-6 - Standard



REF.	DESCRIPTION (◆ Indicates Parts Available In Assemblies Only)	PART #	QTY
A	ROLLER KIT, HR500-1 STANDARD HOLD-DOWN	506296	1
1	ROLLER, 400 COMPLETE HOLD-DOWN	099347	1
2	ROLLER, 300 COMPLETE DUAL HOLD-DOWN	100344	1
B	ROLLER KIT, HR500-2 STANDARD HOLD-DOWN	506297	1
1	ROLLER, 400 COMPLETE HOLD-DOWN	099347	1
2	ROLLER, 300 COMPLETE DUAL HOLD-DOWN	100344	2
C	ROLLER KIT, HR500-3 STANDARD HOLD-DOWN	506298	1
1	ROLLER, 400 COMPLETE HOLD-DOWN	099347	1
2	ROLLER, 300 COMPLETE DUAL HOLD-DOWN	100344	3
D	ROLLER KIT, HR500-4 STANDARD HOLD-DOWN	506299	1
1	ROLLER, 400 COMPLETE HOLD-DOWN	099347	1
2	ROLLER, 300 COMPLETE DUAL HOLD-DOWN	100344	4
E	ROLLER KIT, HR500-5 STANDARD HOLD-DOWN	506300	1
1	ROLLER, 400 COMPLETE HOLD-DOWN	099347	1
2	ROLLER, 300 COMPLETE DUAL HOLD-DOWN	100344	5
F	ROLLER KIT, HR500-6 STANDARD HOLD-DOWN	506301	1
1	ROLLER, 400 COMPLETE HOLD-DOWN	099347	1
2	ROLLER, 300 COMPLETE DUAL HOLD-DOWN	100344	6

1.24 Hold-Down Roller Kit, 200 HR500 1-6 (Option)

520428_001
520428_MANUAL



REF.	DESCRIPTION (◆ Indicates Parts Available In Assemblies Only)	PART #	QTY
	ROLLER KIT, HR500-1 STANDARD HOLD-DOWN	520428	
1	ROLLER, HR500 200 FRONT HOLD-DOWN - COMPLETE See Section 1.26	518554	1
2	ROLLER, 300 DUAL HOLD-DOWN - COMPLETE See Section 1.25	100344	1
3	GUIDE, HR500 LOG	515196-1	1
	ROLLER KIT, HR500-2 STANDARD HOLD-DOWN	520429	
1	ROLLER, HR500 200 FRONT HOLD-DOWN - COMPLETE See Section 1.26	518554	1
2	ROLLER, 300 DUAL HOLD-DOWN - COMPLETE See Section 1.25	100344	2
3	GUIDE, HR500 LOG	515196-1	1
	ROLLER KIT, HR500-3 STANDARD HOLD-DOWN	520430	
1	ROLLER, HR500 200 FRONT HOLD-DOWN - COMPLETE See Section 1.26	518554	1
2	ROLLER, 300 DUAL HOLD-DOWN - COMPLETE See Section 1.25	100344	3
3	GUIDE, HR500 LOG	515196-1	1
	ROLLER KIT, HR500-4 STANDARD HOLD-DOWN	520431	
1	ROLLER, HR500 200 FRONT HOLD-DOWN - COMPLETE See Section 1.26	518554	1
2	ROLLER, 300 DUAL HOLD-DOWN - COMPLETE See Section 1.25	100344	4
3	GUIDE, HR500 LOG	515196-1	1
	ROLLER KIT, HR500-5 STANDARD HOLD-DOWN	520432	
1	ROLLER, HR500 200 FRONT HOLD-DOWN - COMPLETE See Section 1.26	518554	1
2	ROLLER, 300 DUAL HOLD-DOWN - COMPLETE See Section 1.25	100344	5
3	GUIDE, HR500 LOG	515196-1	1
	ROLLER KIT, HR500-6 STANDARD HOLD-DOWN	520433	
1	ROLLER, HR500 200 FRONT HOLD-DOWN - COMPLETE See Section 1.26	518554	1
2	ROLLER, 300 DUAL HOLD-DOWN - COMPLETE See Section 1.25	100344	6
3	GUIDE, HR500 LOG	515196-1	1

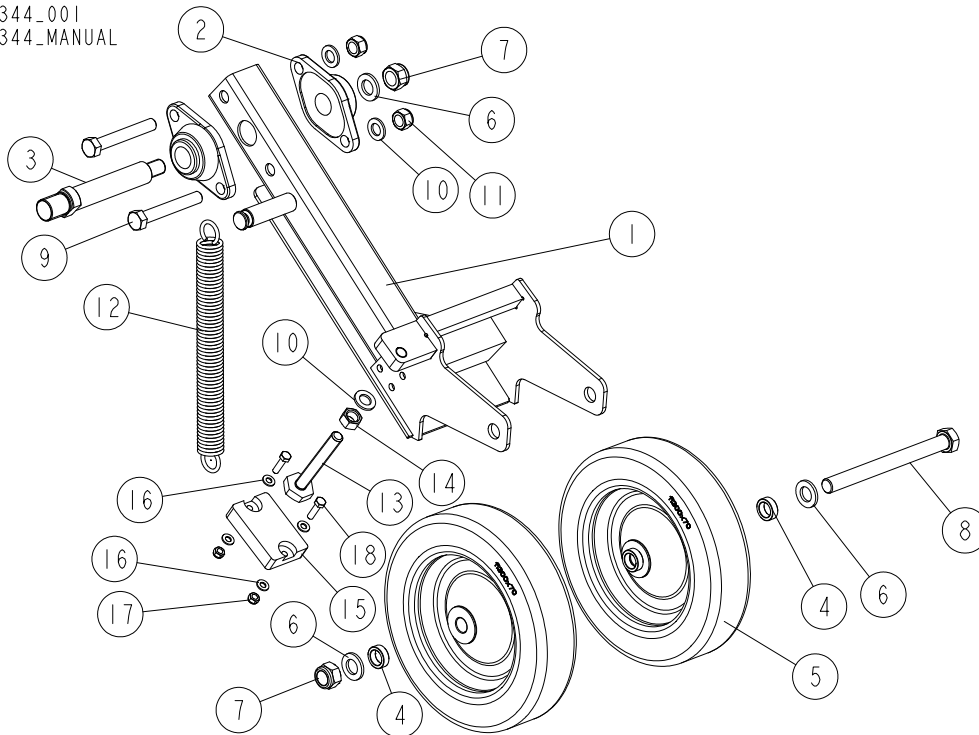
1

REPLACEMENT PARTS

Front Dual Hold-Down Roller (300 mm)

1.25 Front Dual Hold-Down Roller (300 mm)

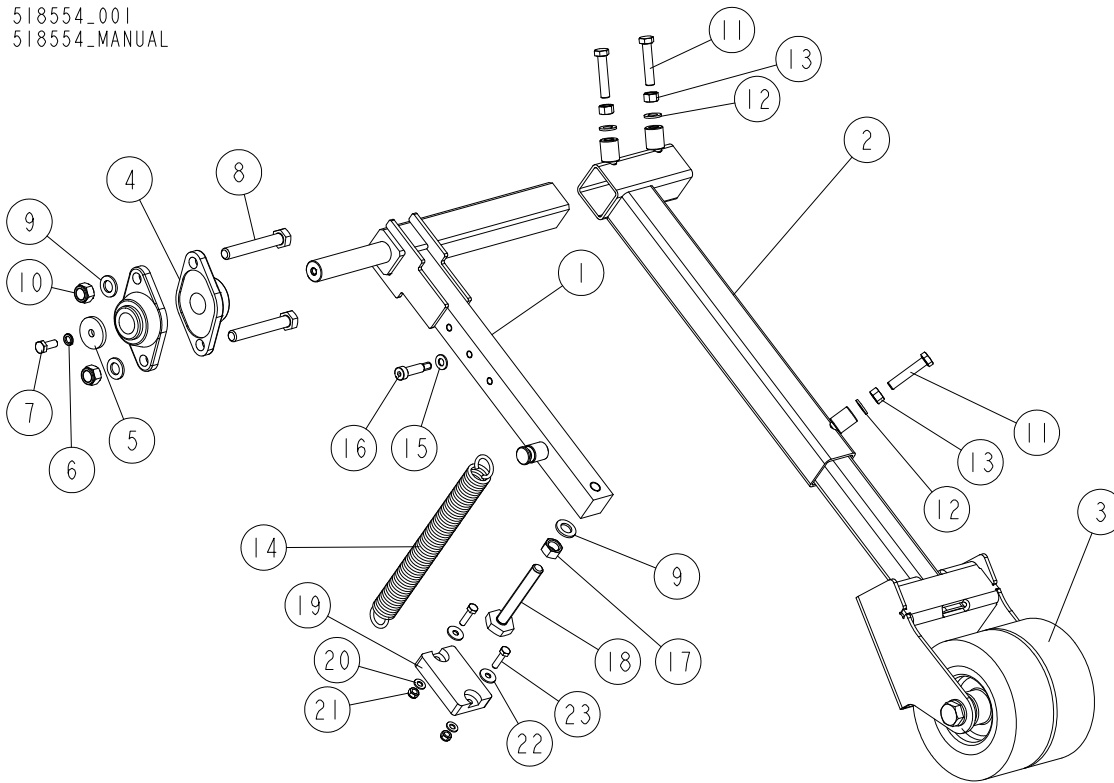
100344_001
100344_MANUAL



REF.	DESCRIPTION (◆ Indicates Parts Available in Assemblies Only)	PART #	QTY
-	ROLLER, 300 DUAL HOLD-DOWN - COMPLETE	100344	1
1	ARM WELDMENT, 300 HOLD-DOWN ROLLER	100345-1	1
2	BEARING, UCFL 206 (CX)	090851	2
3	PIN, 300 ROLLER ARM PIVOT ZINC-PLATED	100477-1	1
4	BUSHING, 21/30-10 ZINC-PLATED	099351-1	3
5	WHEEL, 300X70 - 100L (ZABI) METAL & RUBBER	100349	2
6	WASHER, 21 FLAT ZINC	F81059-2	3
7	NUT, M20-8 DIN985 HEX NYLON ZINC LOCK	F81037-2	2
8	BOLT, M20X220-8.8 HEX HEAD FULL THREAD ZINC	F81007-4	1
9	BOLT, M16X110-8.8-B HEX HEAD ZINC	F81006-24	2
10	WASHER, 17 SPLIT LOCK ZINC	F81058-1	3
11	NUT, M16-8 HEX NYLON ZINC LOCK	F81036-2	2
12	SPRING, N4.5XN35X303	091863	1
13	BOLT, M16 HOLD-DOWN ROLLER ARM ZINC-PLATED	100426-1	1
14	NUT, M16-8 HEX ZINC	F81036-1	1
15	BUMPER, GRENE 70 3201 0010 RUBBER	094969	1
16	WASHER, 8.4 FLAT ZINC	F81054-1	4
17	NUT, M8-8-B HEX NYLON ZINC LOCK	F81032-2	2
18	BOLT, M8X30-8.8-B HEX HEAD FULL THREAD ZINC	F81002-2	2

1.26 Front Dual Hold-Down Roller (200 mm)

518554_001
 518554_MANUAL



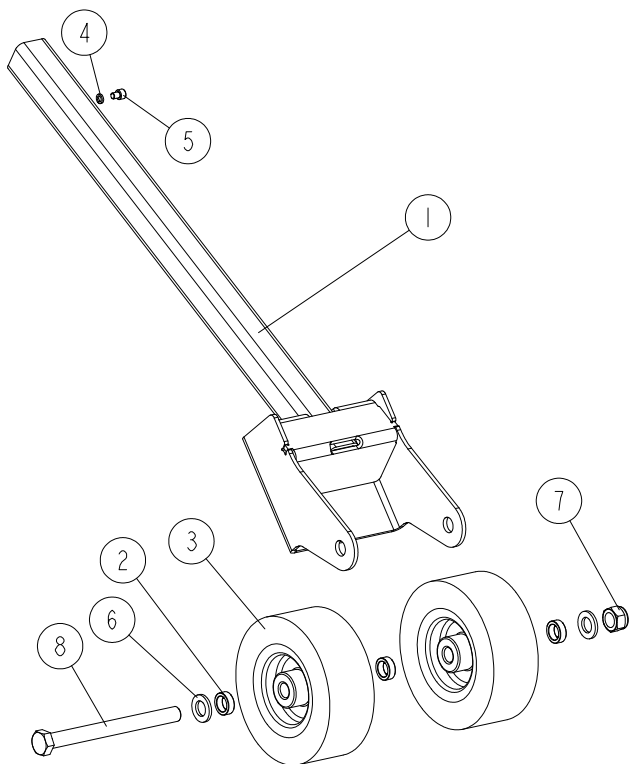
REF.	DESCRIPTION (◆ Indicates Parts Available In Assemblies Only)	PART #	QTY
-	ROLLER, HR500 FRONT HOLD-DOWN - COMPLETE (200 MM)	518554	1
1	ARM, 400 HOLD-DOWN ROLLER PIVOT	099369-1	1
2	ARM, HOLD-DOWN ROLLER OUTSIDE	094960-1	1
3	ARM, 200 FRONT HOLD-DOWN ROLLER INSIDE - COMPLETE See Section 7.27	518558	1
4	BEARING, UCFL 206 CX BALL	090851	2
5	WASHER, 10.5/45-6 ZINC-PLATED	086286-1	1
6	WASHER, Z 10.2 SPLIT LOCK ZINC	F81055-2	1
7	BOLT, M10X25 8.8 HEX HEAD FULL THREAD ZINC	F81003-11	1
8	BOLT, M16X110-8.8-B HEX HEAD ZINC	F81006-24	2
9	WASHER, 17 SPLIT LOCK ZINC	F81058-1	3
10	NUT, M16-8 HEX NYLON ZINC LOCK	F81036-2	2
11	BOLT, M12X60-8.8 HEX HEAD FULL THREAD ZINC	F81004-51	3
12	WASHER, 13 FLAT ZINC	F81056-1	3
13	NUT, M12-8-B HEX ZINC	F81034-1	3
14	SPRING, N4.5XN35X303	091863	1
15	WASHER, 10.5 FLAT ZINC	F81055-1	1
16	BOLT, 12/M10X35 12.9 ISO7379 SHOULDER (BOSSARD)	F81003-48	1
17	NUT, M16-8 HEX ZINC	F81036-1	1
18	BOLT, M16 HOLD-DOWN ROLLER ARM ZINC-PLATED	100426-1	1

1**REPLACEMENT PARTS***Front Dual Hold-Down Roller (200 mm)*

REF.	DESCRIPTION (◆ Indicates Parts Available In Assemblies Only)	PART #	QTY	
19	BUMPER, GRENE 70 3201 0010 RUBBER	094969	1	
20	WASHER, 8.4 FLAT ZINC	F81054-1	2	
21	NUT, M8-8-B HEX NYLON ZINC LOCK	F81032-2	2	
22	WASHER, ISO 7093-1-8-200 HV-A2E	F81054-11	2	
23	BOLT, M8X30-8.8-B HEX HEAD FULL THREAD ZINC	F81002-2	2	

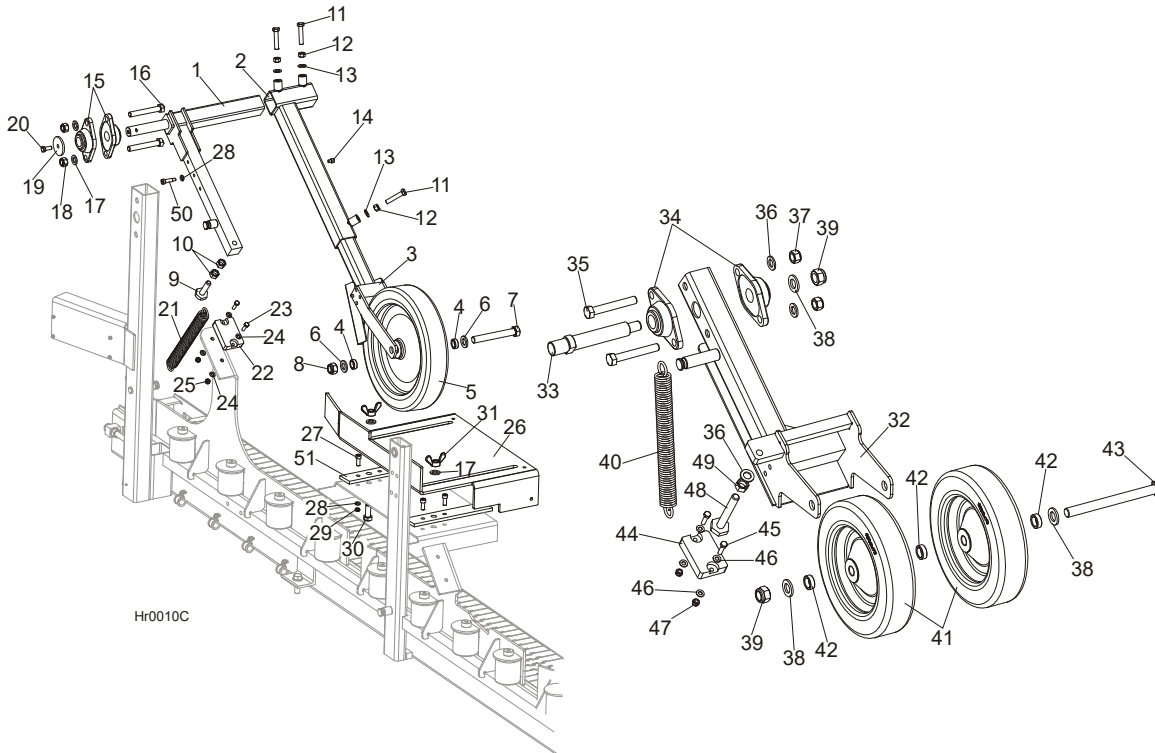
1.27 Hold-Down Roller Inside Arm (200)

518558_001
 518558_MANUAL



REF.	DESCRIPTION (◆ Indicates Parts Available In Assemblies Only)	PART #	QTY
-	ARM, FRONT HOLD-DOWN ROLLER - COMPLETE INSIDE (200 MM)	518558	1
1	ARM, 200 ROLLER INSIDE	528011-1	1
2	BUSHING, 21/30-10 ZINC-PLATED	099351-1	3
3	WHEEL, D=200 60NN METAL & RUBBER	099160	2
4	WASHER, 8.2 SPLIT LOCK ZINC	F81054-4	1
5	SCREW, M8X10-8.8 HEX SOCKET HEAD CAP ZINC	F81002-32	1
6	WASHER, 21 FLAT ZINC	F81059-2	2
7	NUT, M20-8 DIN985 HEX NYLON ZINC LOCK	F81037-2	1
8	BOLT, M20X220-8.8 HEX HEAD FULL THREAD ZINC	F81007-4	1

1.28 Hold-Down Rollers & Log Guide



REF.	DESCRIPTION (◆ Indicates Parts Available In Assemblies Only)	PART #	QTY
	ROLLER, 400 COMPLETE HOLD-DOWN	099347	1
1	ARM, 400 HOLD-DOWN ROLLER PIVOT	099369-1	1
2	ARM, SHR-F HOLD-DOWN ROLLER OUTSIDE	094960-1	1
3	ARM, 400 HOLD-DOWN ROLLER INSIDE	099348-1	1
4	BUSHING, 21/30-12 ZINC-PLATED SPACER	516941-1	2
5	WHEEL,400 W/6304 BEARINGS	099334	1
6	WASHER, 21 FLAT ZINC	F81059-2	2
7	BOLT, M20x150 8.8 ISO 4017 ZINC-PLATED	F81007-3	1
8	NUT, M20-8-A HEX NYLON ZINC LOCK	F81037-2	1
	M16 BED RAIL ADJUSTMENT BOLT & 2 NUTS	093710	1
9	BOLT, M16 BED RAIL ADJUSTMENT	086809	1
10	NUT, M16-5-B HEX	F81036-5	2
11	BOLT, M12x60-8.8 HEX HEAD FULL THREAD ZINC	F81004-51	3
12	NUT, M12-8-B HEX ZINC	F81034-1	3
13	WASHER, 13 FLAT ZINC	F81056-1	3
14	SCREW, M8x10-8.8 HEX SOCKET HEAD CAP ZINC	F81002-32	1
15	BEARING, UCFL 206 CX BALL	090851	2
16	BOLT, M16x110-8.8 HEX HEAD ZINC	F81006-24	2
17	WASHER, 17 FLAT ZINC	F81058-1	4
18	NUT, M16-8 HEX NYLON ZINC LOCK	F81036-2	2
19	WASHER, IDLE BLADE WHEEL RETAINING ZINC-PLATED	086286-1	1
20	BOLT, M10x25-8.8 HEX HEAD FULL THREAD ZINC	F81003-11	1

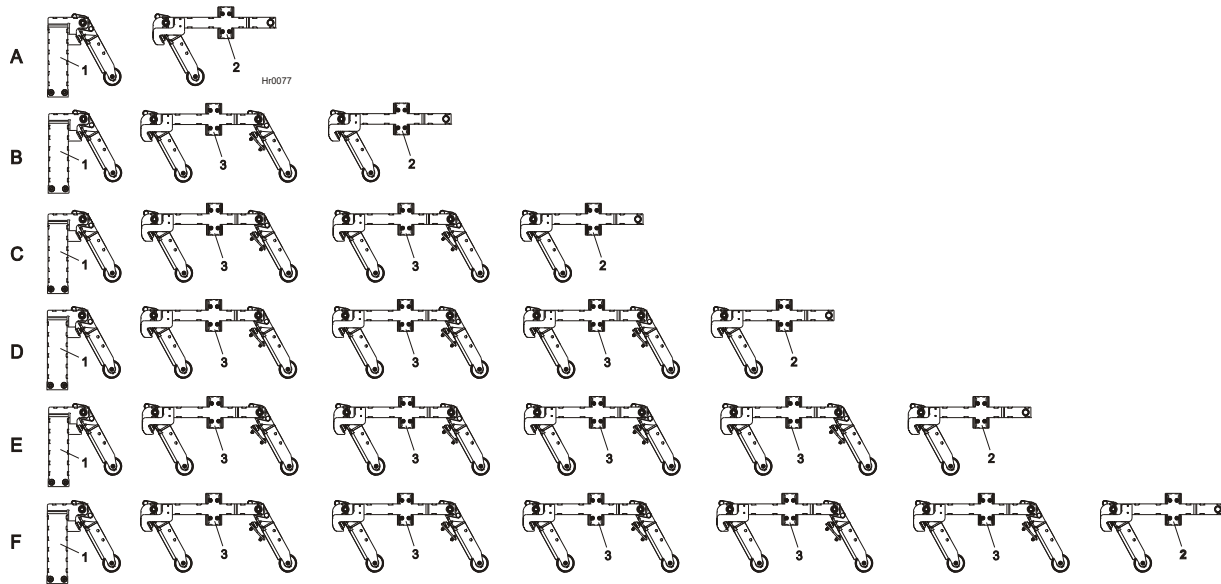
21	SPRING, FI 4,5X FI 35X303	091863	1	
22	BUMPER, GRENE 70 3201 0010. SHR RUBBER	094969	1	
23	BOLT, M8X30-5.8 HEX HEAD FULL THREAD ZINC	F81002-2	2	
24	WASHER, 8.4 FLAT ZINC	F81054-1	4	
25	NUT, M8-8-B HEX NYLON ZINC LOCK	F81032-2	2	
26	GUIDE, LOG (FOR STANDARD ROLLERS)	099442-1	1	
	GUIDE, LOG (FOR OPTIONAL ROLLERS - See Section 1.29)	508129-1	1	
27	SCREW, M10X40 8.8 HEX SOCKET HEAD CAP ZINC	F81003-22	4	
28	WASHER, 10.5 FLAT ZINC	F81055-1	5	
29	NUT, M10-8-B HEX NYLON ZINC LOCK	F81033-1	4	
30	BOLT, M16X40-8.8 HEX HEAD FULL THREAD ZINC	F81006-13	2	
31	NUT, M16 WING ZINC	F81036-3	2	
	ROLLER, 300 COMPLETE DUAL HOLD-DOWN	100344	1	
32	ARM, 300 HOLD-DOWN ROLLER	100345-1	1	
33	PIN, 300 ROLLER PIVOT ZINC-PLATED	100477-1	1	
34	BEARING, UCFL 206 CX BALL	090851	2	
35	BOLT, M16x110-8.8 HEX HEAD ZINC	F81006-24	2	
36	WASHER, 17 FLAT ZINC	F81058-1	3	
37	NUT, M16-8 HEX NYLON ZINC LOCK	F81036-2	2	
38	WASHER, 21 FLAT ZINC	F81059-2	3	
39	NUT, M20-8-A HEX NYLON ZINC LOCK	F81037-2	2	
40	SPRING, FI 4.5X FI 35X303	091863	1	
41	WHEEL, 300x70 METAL & RUBBER	100349	2	
42	BUSHING, 21X30X10 ZINC-PLATED SPACER	099351-1	3	
43	BOLT, M20X220-8.8 HEX HEAD ZINC	F81007-4	1	
44	BUMPER, GRENE 70 3201 0010. SHR RUBBER	094969	1	
45	BOLT, M8x30-5.8 HEX HEAD FULL THREAD ZINC	F81002-2	2	
46	WASHER, 8.4 FLAT ZINC	F81054-1	4	
47	NUT, M8-8-B HEX NYLON ZINC LOCK	F81032-2	2	
48	BOLT, M16 HOLD-DOWN ROLLER ARM ZINC	100426-1	1	
49	NUT, M16-5.8 HEX ZINC	F81036-1	1	
50	BOLT, 12/M10X35 12.9 ISO7379 SHOULDER	F81003-48	1	
51	WASHER, LOG GUIDE SLIDE	099478	2	



REPLACEMENT PARTS

101.6 Hold-Down Rollers for HR500 E11 / E15(1-6) - OPTIONAL

1.29 101.6 Hold-Down Rollers for HR500 E11 / E15(1-6) - OPTIONAL



REF.	DESCRIPTION (◆ Indicates Parts Available In Assemblies Only)	PART #	QTY
A	101.6 ROLLER KIT FOR HR500E11/E15-1	504954	1
1	ROLLER, 101.6 COMPLETE FRONT HOLD-DOWN	504951	1
2	ROLLER, 101.6 COMPLETE REAR HOLD-DOWN	504960	1
	LOG GUIDE, PAINTED	508129-1	1
B	101.6 ROLLER KIT FOR HR500E11/E15-2	504955	1
1	ROLLER, 101.6 COMPLETE FRONT HOLD-DOWN	504951	1
2	ROLLER, 101.6 COMPLETE REAR HOLD-DOWN	504960	1
3	ROLLER KIT,101.6 COMPLETE HOLD-DOWN	504926	1
	LOG GUIDE, PAINTED	508129-1	1
C	101.6 ROLLER KIT FOR HR500E11/E15-3	504956	1
1	ROLLER, 101.6 COMPLETE FRONT HOLD-DOWN	504951	1
2	ROLLER, 101.6 COMPLETE REAR HOLD-DOWN	504960	1
3	ROLLER KIT,101.6 COMPLETE HOLD-DOWN	504926	2
	LOG GUIDE, PAINTED	508129-1	1
D	101.6 ROLLER KIT FOR HR500E11/E15-4	504957	1
1	ROLLER, 101.6 COMPLETE FRONT HOLD-DOWN	504951	1
2	ROLLER, 101.6 COMPLETE REAR HOLD-DOWN	504960	1
3	ROLLER KIT,101.6 COMPLETE HOLD-DOWN	504926	3
	LOG GUIDE, PAINTED	508129-1	1
E	101.6 ROLLER KIT FOR HR500E11/E15-5	504958	1
1	ROLLER, 101.6 COMPLETE FRONT HOLD-DOWN	504951	1
2	ROLLER, 101.6 COMPLETE REAR HOLD-DOWN	504960	1
3	ROLLER KIT,101.6 COMPLETE HOLD-DOWN	504926	4
	LOG GUIDE, PAINTED	508129-1	1
F	101.6 ROLLER KIT FOR HR500E11/E15-6	504959	1
1	ROLLER, 101.6 COMPLETE FRONT HOLD-DOWN	504951	1

REPLACEMENT PARTS

101.6 Hold-Down Rollers for HR500 E11 / E15(1-6) - OPTIONAL

1

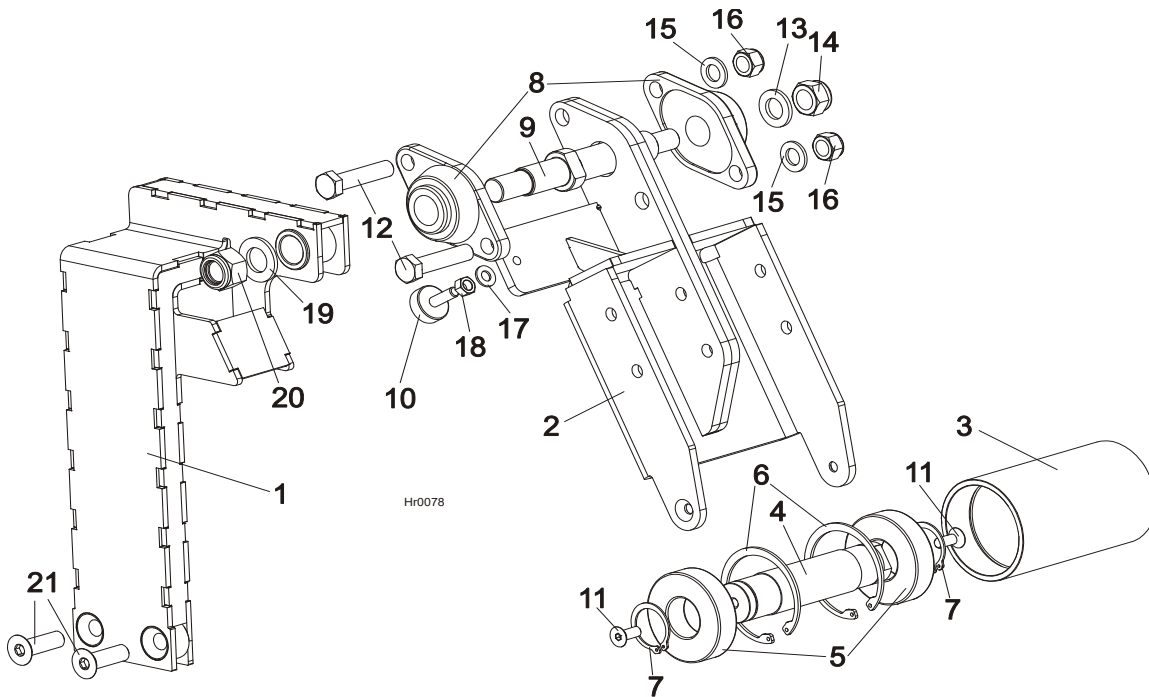
2	ROLLER, 101.6 COMPLETE REAR HOLD-DOWN	504960	1	
3	ROLLER KIT,101.6 COMPLETE HOLD-DOWN	504926	5	
	LOG GUIDE, PAINTED	508129-1	1	

1

REPLACEMENT PARTS

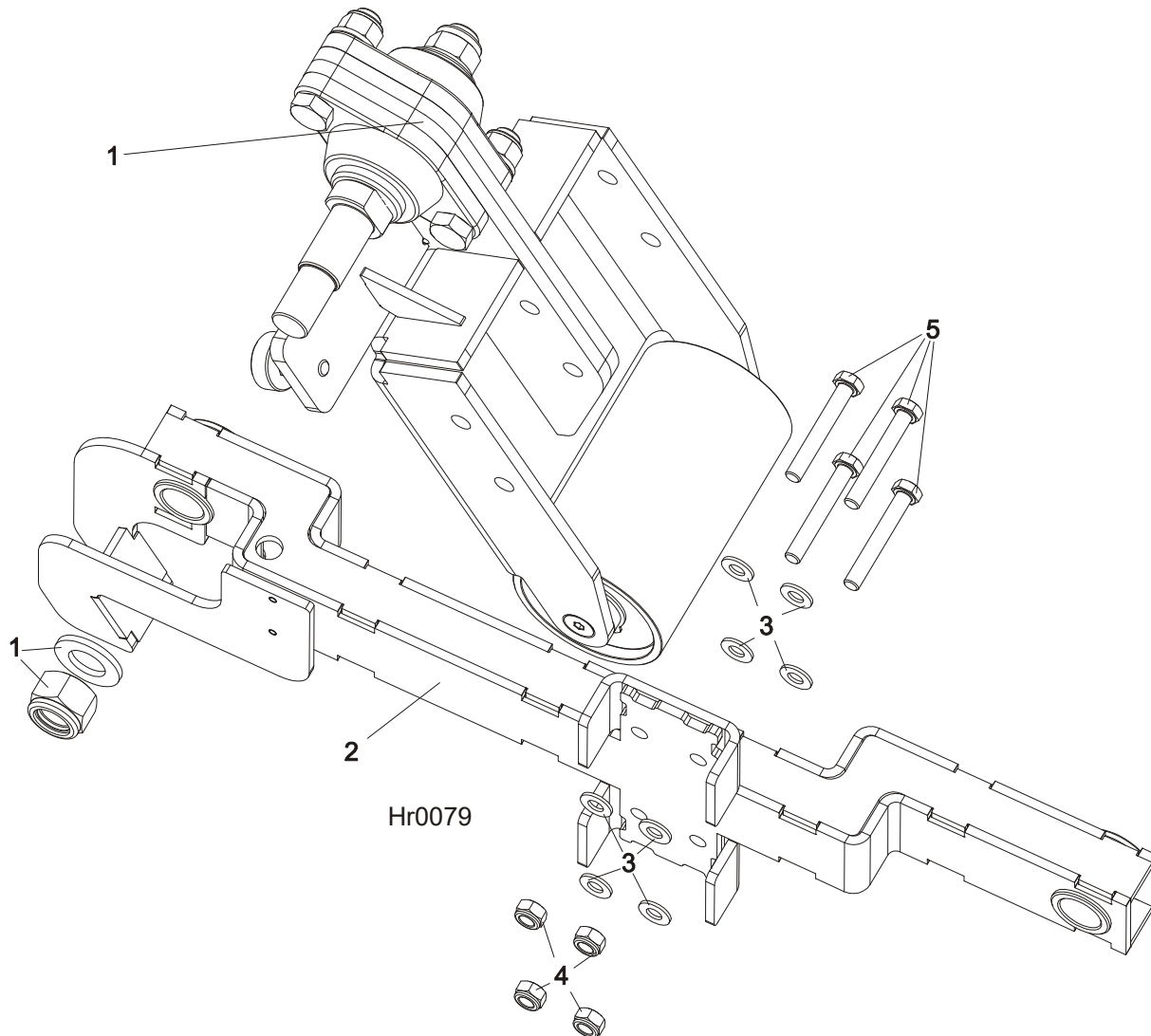
101.6 Front Hold-Down Roller - OPTIONAL

1.30 101.6 Front Hold-Down Roller - OPTIONAL



REF.	DESCRIPTION (◆ Indicates Parts Available in Assemblies Only)	PART #	QTY
	ROLLER, 101.6 COMPLETE FRONT HOLD-DOWN	504951	1
1	MOUNT WLDMT, 101.6 FRONT HOLD-DOWN ROLLER	504944-1	1
	ROLLER, 101.6 HOLD-DOWN W/ MOUNTING BRACKET - COMPLETE	504933	1
2	BRACKET, 101.6 HOLD-DOWN ROLLER MOUNTING	504927-1	1
	ROLLER, 101.6 X 170 COMPLETE HOLD-DOWN	504930	1
3	TUBE, HOLD-DOWN ROLLER ZINC-PLATED	504931-1	1
4	SHAFT, HOLD-DOWN ROLLER ZINC-PLATED	504932-1	1
5	BEARING, 6308 2RS CX	504268	2
6	RING, W90 INSIDE RETAINING	F81090-29	2
7	RING, Z40 OUTSIDE RETAINING	F81090-33	2
8	BEARING, UCFL 206 CX-WM1000 W/HOUSING	090851	2
9	SHAFT, 101.6 ROLLER MOUNTING BRACKET ZINC-PL	504938-1	1
10	FOOT, M10 ADJUSTABLE BASE	092839	1
11	SCREW, M10x25-10.9 DIN7991 FLAT SOCKET HEAD CAP ZINC	F81003-82	2
12	BOLT, M16x70 -8.8 HEX HEAD ZINC	F81006-16	2
13	WASHER, 21 FLAT ZINC	F81059-2	1
14	NUT, M20-8-A HEX NYLON ZINC LOCK	F81037-2	1
15	WASHER, 17 FLAT ZINC	F81058-1	2
16	NUT, M16-8 HEX NYLON ZINC LOCK	F81036-2	2
17	WASHER, 10.5 FLAT ZINC	F81055-1	1
18	NUT, M10-8-B HEX ZINC	F81033-3	1
19	WASHER, 25 FLAT ZINC	F81061-3	1
20	NUT, M24-8-A HEX NYLON ZINC LOCK	F81039-8	1
21	SCREW, M16x50-10.9 DIN7991, BN1422 FLAT SOCKET HEAD CAP ZINC	F81006-42	2

1.31 101.6 Rear Hold-Down Roller - OPTIONAL



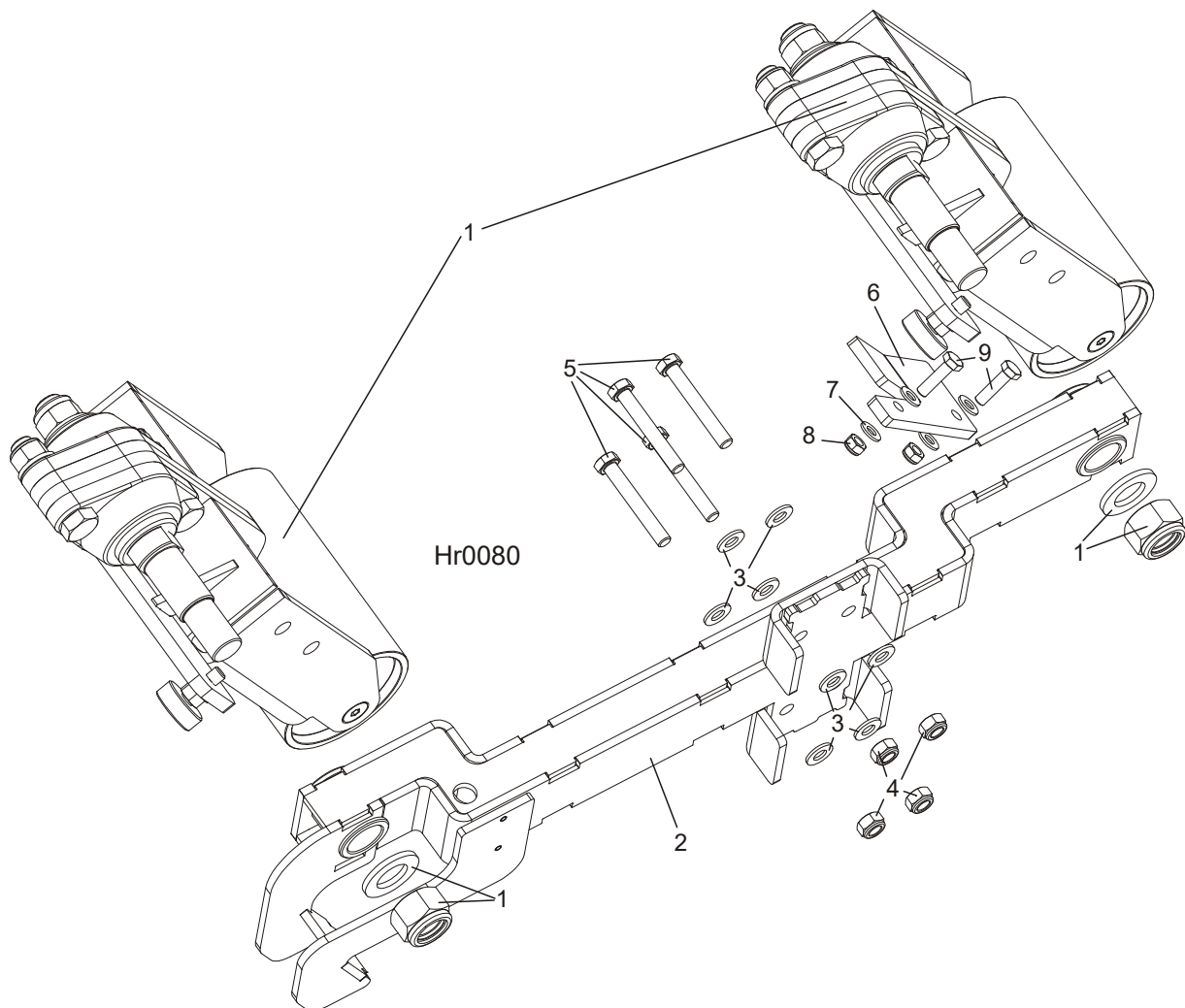
REF.	DESCRIPTION (◆ Indicates Parts Available In Assemblies Only)	PART #	QTY
	ROLLER, 101.6 REAR HOLD-DOWN - COMPLETE	504960	1
1	ROLLER, 101.6 HOLD-DOWN W/ MOUNTING BRACKET - COMPLETE See Section 1.30	504933	1
2	MOUNT WELDMENT, 101.6 HOLD-DOWN ROLLER	504934-1	1
3	WASHER, 10.5 FLAT ZINC	F81055-1	8
4	NUT, M10-8-B HEX NYLON ZINC LOCK	F81033-1	4
5	BOLT, M10x70-8.8 HEX HEAD FULL THREAD ZINC	F81003-20	4

1

REPLACEMENT PARTS

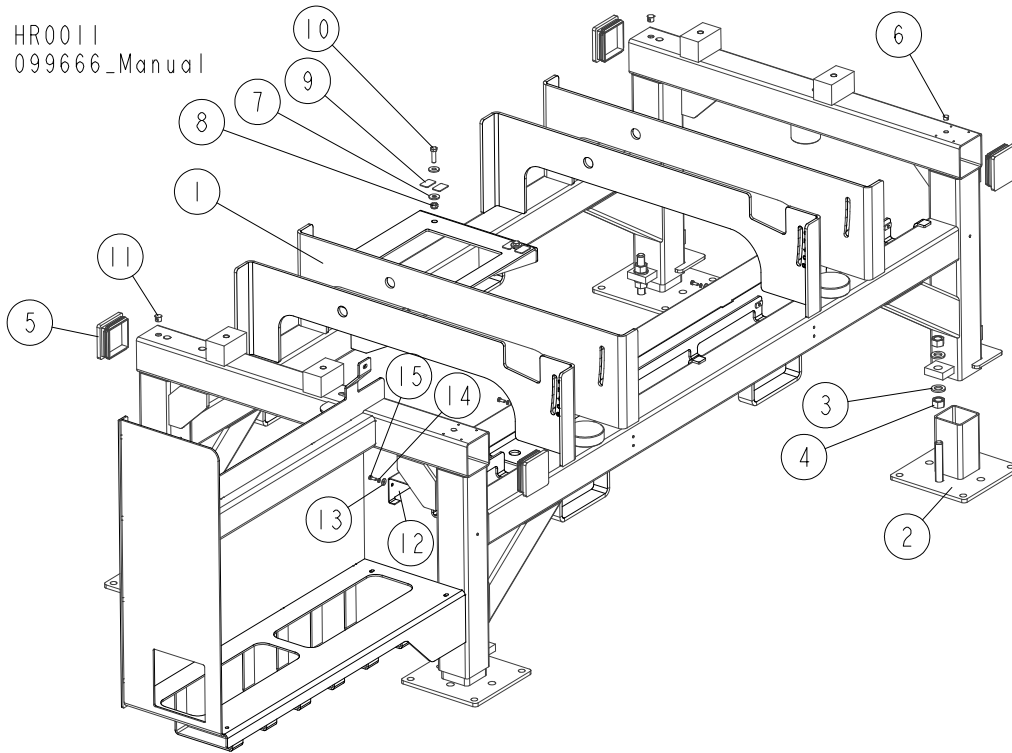
101.6 Hold-Down Roller Kit - OPTIONAL

1.32 101.6 Hold-Down Roller Kit - OPTIONAL



REF.	DESCRIPTION (◆ Indicates Parts Available In Assemblies Only)	PART #	QTY
	ROLLER KIT, 101.6 COMPLETE	504926	1
1	ROLLER, 101.6 HOLD-DOWN W/ MOUNTING BRACKET - COMPLETE See Section 1.30	504933	2
2	MOUNT WELDMENT, 101.6 HOLD-DOWN ROLLER	504934-1	1
3	WASHER, 10.5 FLAT ZINC	F81055-1	8
4	NUT, M10-8-B HEX NYLON ZINC LOCK	F81033-1	4
5	BOLT, M10x70-8.8 HEX HEAD FULL THREAD ZINC	F81003-20	4
6	PLATE, FOOT ADDITIONAL STOP	504942-1	1
7	WASHER, 8.4 FLAT ZINC	F81054-1	4
8	NUT, M8-8-B HEX NYLON ZINC LOCK	F81032-2	2
9	BOLT, M8x30-8.8-B HEX HEAD FULL THREAD ZINC	F81002-7	2

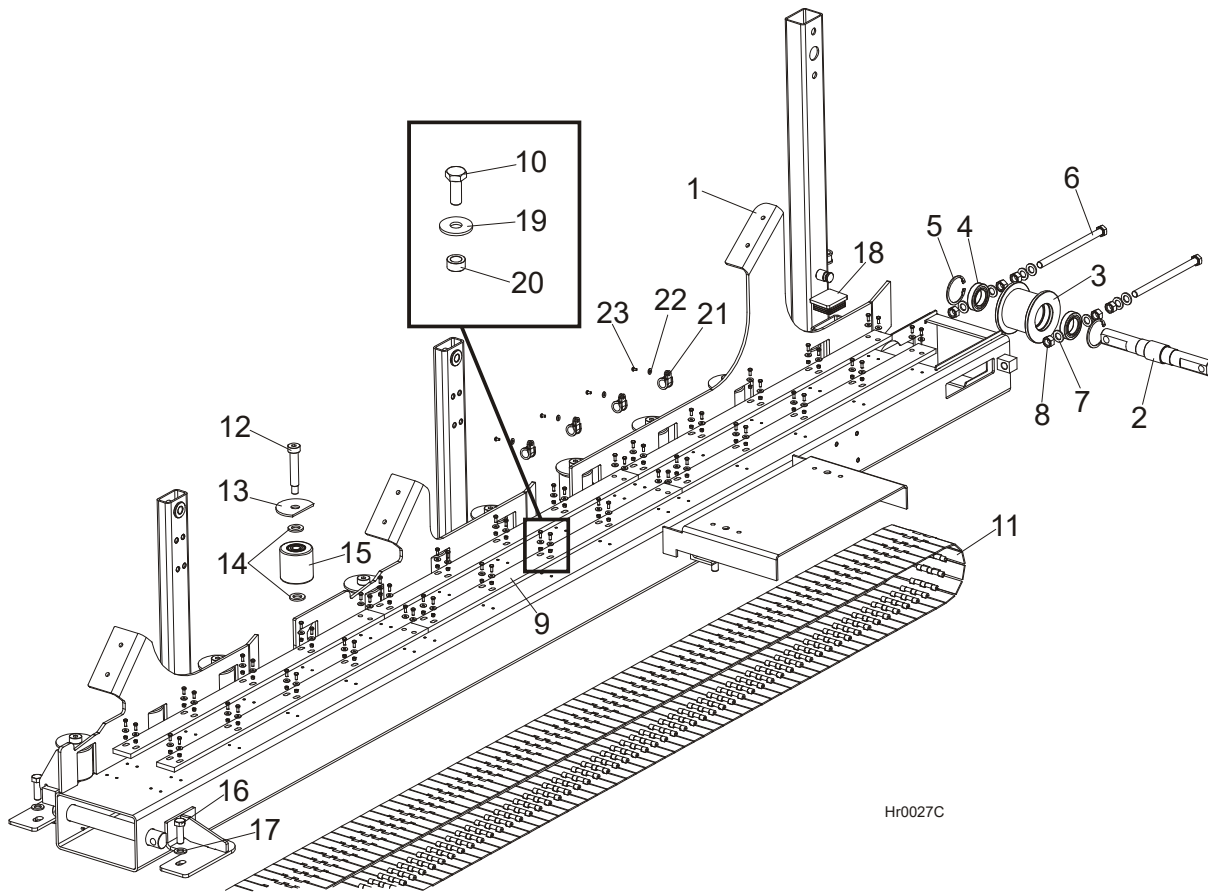
1.33 Main Module Base



HR0011
099666_Manual

REF.	DESCRIPTION (◆ Indicates Parts Available In Assemblies Only)	PART #	QTY
	BASE, HR2 MAIN MODULE - COMPLETE	099023	1
1	FRAME, 2HR MAIN MODULE BASE	099024-1	1
2	FOOT, LEG ADJUSTABLE	099547-1	4
3	WASHER, 21 FLAT ZINC	F81059-2	8
4	NUT, M20-8 HEX ZINC	F81037-1	8
5	CAP, 100x100 #199200 SQUARE	090694	4
6	CAP, DP 812 HEJMAN 12.7 DIA. HOLE	086773	2
7	WASHER, 10.5 SPECIAL FLAT ZINC	F81055-6	8
8	NUT, M10-8-B HEX NYLON ZINC LOCK	F81033-1	4
9	WASHER, CORK	502881	8
10	BOLT, M10X35 8.8 HEX HEAD FULL THREAD ZINC	F81003-17	4
11	PLUG, 1086 DIA. 15.9x6.4 DOMED BLANKING (MOSS466856)	511829	6
	COVER, CABLE/HOSE - COMPLETE	515182	1
12	COVER, CABLE/HOSE	515183-1	1
13	WASHER, 6.5 SPECIAL FLAT ZINC	F81053-11	4
14	WASHER, Z 6.1 SPLIT LOCK ZINC	F81053-3	4
15	BOLT, M6X16-8.8 HEX HEAD FULL THREAD ZINC	F81001-15	4

1.34 Main Module Feed Track



REF.	DESCRIPTION (◆ Indicates Parts Available in Assemblies Only)	PART #	QTY
	MAIN MODULE FEED TRACK - COMPLETE	099039	1
1	TRACK, HR2 MAIN MODULE FEED	099040-1	1
	PULLEY, CHAIN TENSION - COMPLETE	099340	1
2	SHAFT, CHAIN TENSION PULLEY ZINC-PLATED	099337-1	1
3	PULLEY, CHAIN TENSION ZINC-PLATED	099336-1	1
4	BEARING, 6008 2RS FLT	086259	2
5	RING, W68 INSIDE RETAINING	F81090-16	2
6	BOLT, M16X240-8.8-A2 FULL THREAD	F81006-29	2
7	WASHER, 17 FLAT ZINC	F81058-1	8
8	NUT, M16-5.8 HEX ZINC	F81036-1	6
9	PAD, RESAW FEED TRACK	092080	6
10	BOLT, M6x16 8.8 HEX HEAD FULL THREAD ZINC	F81001-15	60
11	CHAIN, ACCATE S802K750 204-LINK	099080	1
	CHAIN, ACCATE S802K750 116-LINK	099344 ¹	1/2
12	BOLT, 20/M16X90 12.9 ISO7379 SHOULDER	F81006-30	11
13	COVER, SIDE ROLLER ZINC-PLATED	099441-1	11
14	WASHER, 21 FLAT ZINC	F81059-2	22
15	ROLLER, R-80-80 (ZABI) SIDE	099429	11

REPLACEMENT PARTS

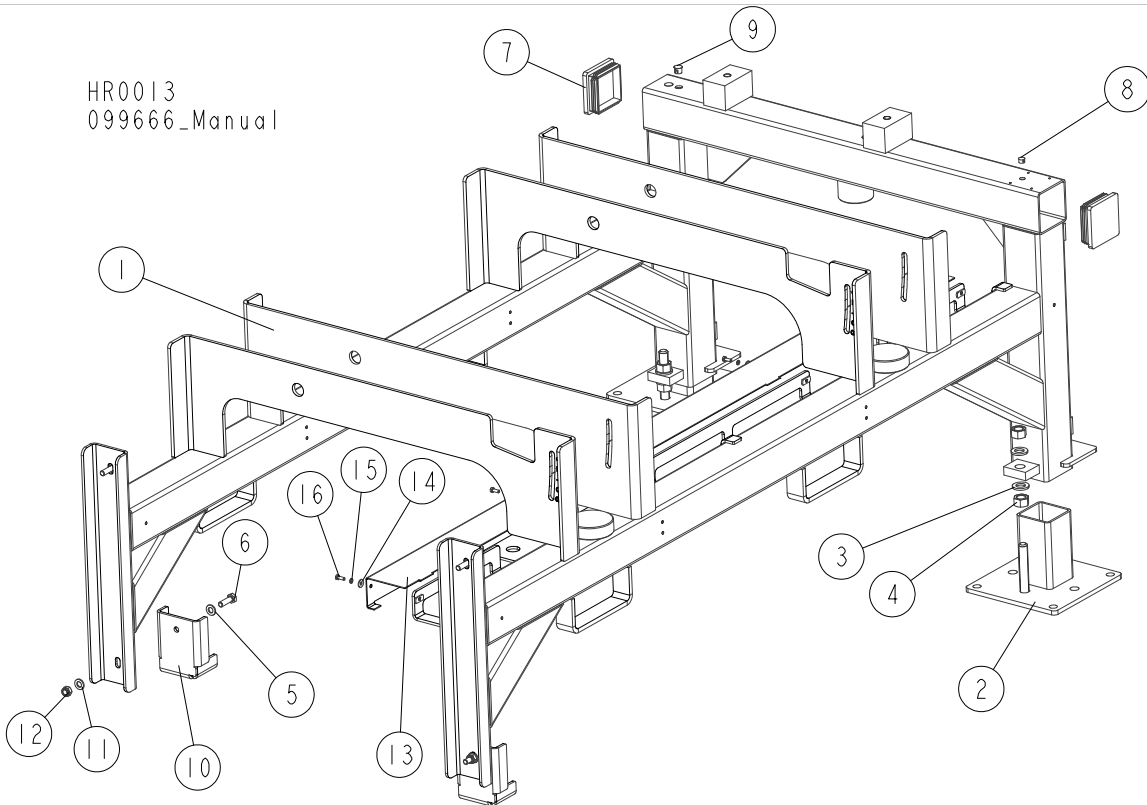
Main Module Feed Track

1

16	BOLT, M16x50-8.8 HEX HEAD FULL THREAD ZINC	F81006-7	4	
17	WASHER, 17 FLAT ZINC	F81058-1	4	
18	CAP, HR FRAME	089644	1	
19	WASHER, 6.5 SPECIAL FLAT ZINC	F81053-11	60	
20	BUSHING, 6.2X10X5 ZINC-PLATED SPACER	503674-1	48	
21	CLAMP, RSGU 1.20/20 W1 METAL & RUBBER	F81087-2	7	
22	WASHER, 5.5 SPECIAL FLAT ZINC	F81052-3	7	
23	SCREW, H M5x10 8.8 CROSS RECESSED PAN HEAD ZINC	F81000-13	7	

¹ Used only on HR3/4 (1 pcs) and on HR5/6 (2 pcs) as the 099080 chain extension.

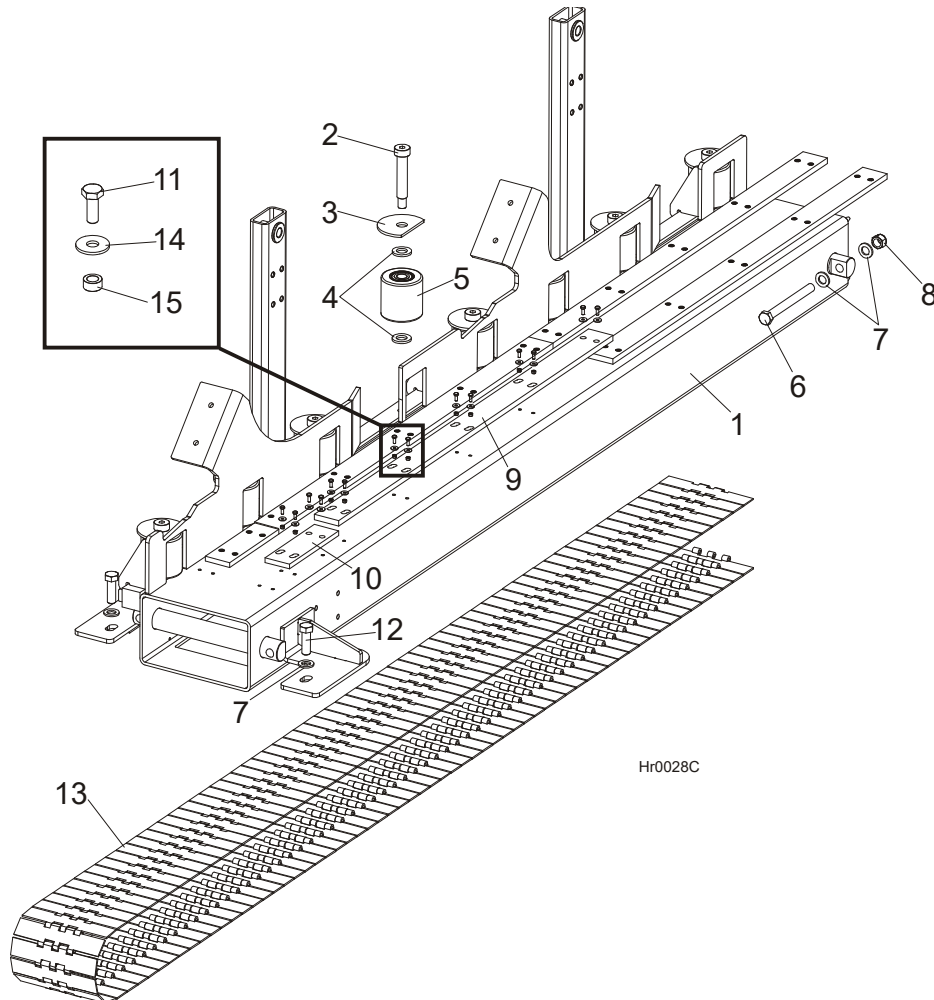
1.35 Additional Module Base



REF.	DESCRIPTION (◆ Indicates Parts Available In Assemblies Only)	PART #	QTY
	COMPLETE ADDITIONAL MODULE BASE	099031 ¹	1/2
1	FRAME, 2HR ADDITIONAL MODULE BASE	099032-1	1
2	FOOT, ADJUSTABLE LEG	099547-1	2
3	WASHER, 21 FLAT ZINC	F81059-2	4
4	NUT, M20-8 HEX ZINC	F81037-1	4
5	WASHER, 13 FLAT ZINC	F81056-1	4
6	BOLT, M12X40-8.8 HEX HEAD FULL THREAD ZINC	F81004-4	4
7	CAP, 100x100 #199200 SQUARE	090694	2
8	CAP, DP 500 HEJMAN 12.7 DIA. HOLE (#2643)	086773	1
9	PLUG, 1086 DIA. 15.9x6.4 DOMED BLANKING (MOSS466856)	511829	3
	BRACKET, ADDITIONAL MODULE TRANSPORT - COMPLETE	514728	2
10	BRACKET, TRANSPORT	514726-1	1
11	WASHER, 13 FLAT ZINC	F81056-1	1
12	NUT, M12-8 HEX NYLON ZINC LOCK	F81034-2	1
	COVER, CABLE/HOSE - COMPLETE	515182	1
13	COVER, CABLE/HOSE	515183-1	1
14	WASHER, 6.5 SPECIAL FLAT ZINC	F81053-11	4
15	WASHER, Z 6.1 SPLIT LOCK ZINC	F81053-3	4
16	BOLT, M6X16-8.8 HEX HEAD FULL THREAD ZINC	F81001-15	4

¹ Used on HR3/4 - 1 piece and on HR5/6 - 2 pcs

1.36 Additional Module Feed Track

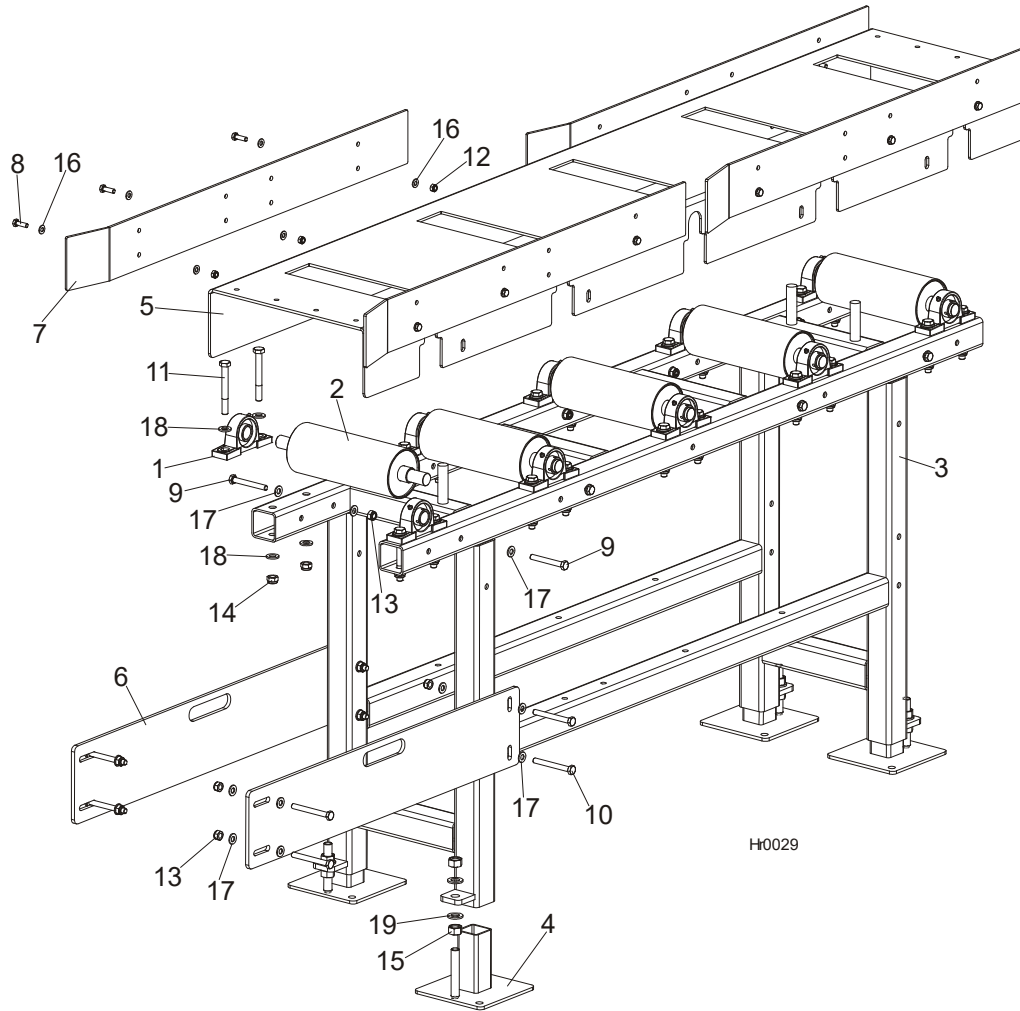


REF.	DESCRIPTION (◆ Indicates Parts Available In Assemblies Only)	PART #	QTY
	ADDITIONAL MODULE FEED TRACK - COMPLETE	099440	1
1	TRACK, HR2 FEED	099372-1	1
2	BOLT, 20/M16X90 12.9 ISO7379 SHOULDER	F81006-30	8
3	COVER, SIDE ROLLER ZINC-PLATED	099441-1	8
4	WASHER, 21 FLAT ZINC	F81059-2	16
5	ROLLER, R-80-80 (ZABI) SIDE	099429	8
6	BOLT, M16x160-8.8 HEX HEAD ZINC	F81006-20	2
7	WASHER, 17 FLAT ZINC	F81058-1	6
8	NUT, M16-8 HEX NYLON ZINC LOCK	F81036-2	2
9	PAD, RESAW FEED TRACK	092080	4
10	PAD, FEED TRACK SHORT	099430	2
11	BOLT, M6x16 8.8 HEX HEAD FULL THREAD ZINC	F81001-15	48
12	BOLT, M16x50-8.8 HEX HEAD FULL THREAD ZINC	F81006-7	2
13	CHAIN, ACCATE 116-LINK	099344	1

1**REPLACEMENT PARTS***Additional Module Feed Track*

14	WASHER, 6.5 SPECIAL FLAT ZINC	F81053-11	48	
15	BUSHING, 6.2X10X5 ZINC-PLATED SPACER	503674-1	36	

1.37 Idle Roller Table, SLPIRT

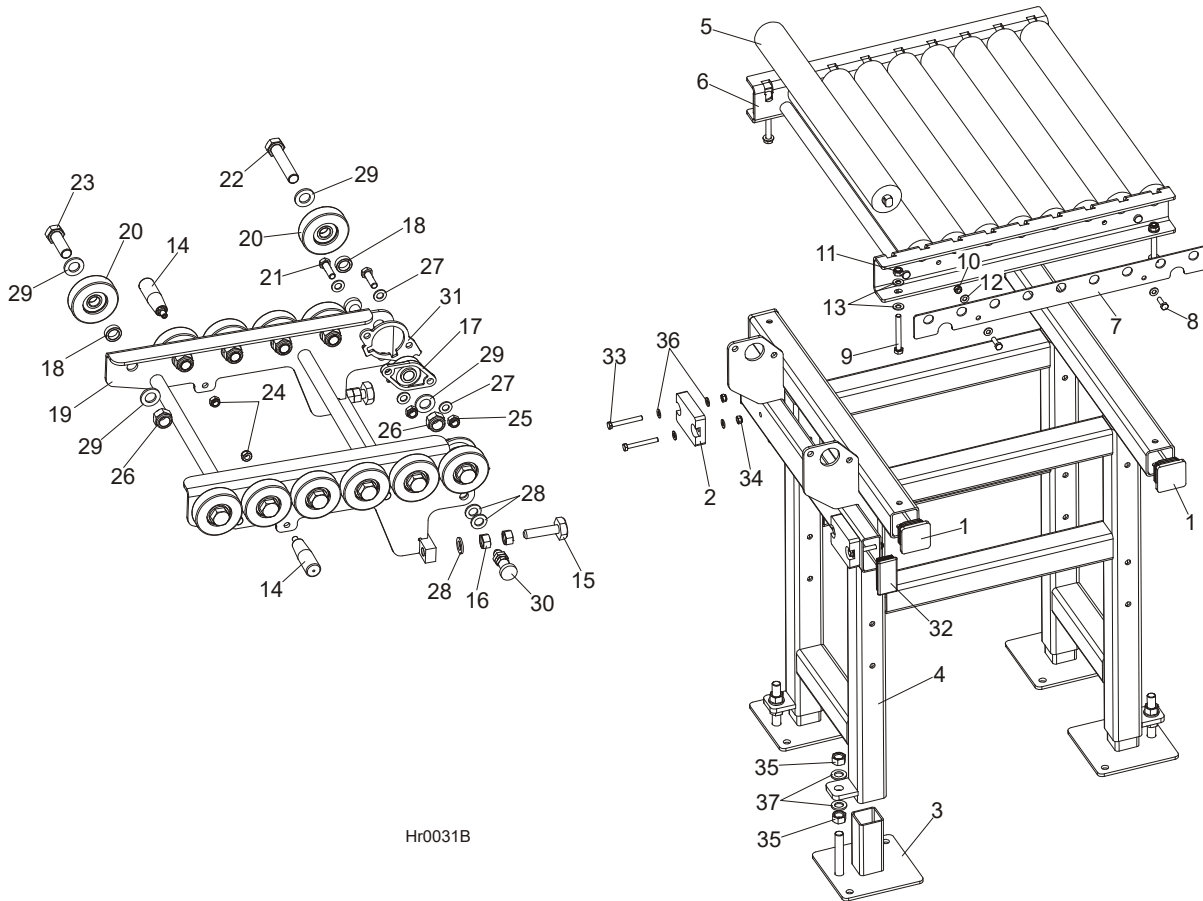


REF.	DESCRIPTION (◆ Indicates Parts Available in Assemblies Only)	PART #	QTY
	HR IDLE ROLLER TABLE	SLPIRT	1
	IDLE RETURN TABLE - COMPLETE	099659	1
1	BEARING, UCP 205 CX W/HOUSING	088468	10
2	ROLLER, SVS FEED	098140-1	5
3	FRAME, SVS INFEED & OUTFEED TABLE	099168-1	1
4	FOOT ASSEMBLY, TABLE LEG	099281-1	4
5	PLATE, RETURN TABLE TOP	099686-1	1
6	PLATE, RETURN TABLE CONNECTION	099687-1	2
7	PLATE, GUIDE	099688-1	4
8	BOLT, M8x25-8.8-B HEX HEAD FULL THREAD ZINC	F81002-5	12
9	BOLT, M10x80-8.8 HEX HEAD ZINC	F81003-50	9
10	BOLT, M10x90 -8.8-B HEX HEAD ZINC	F81003-66	8

1**REPLACEMENT PARTS***Idle Roller Table, SLPIRT*

11	BOLT, M12x100-8.8 HEX HEAD ZINC	F81004-3	20	
12	NUT, M8-8-B HEX NYLON ZINC LOCK	F81032-2	12	
13	NUT, M10-8-B HEX NYLON ZINC LOCK	F81033-1	17	
14	NUT, M12-8 HEX NYLON ZINC LOCK	F81034-2	20	
15	NUT, M16-5.8 HEX ZINC	F81036-1	8	
16	WASHER, 8.4 FLAT ZINC	F81054-1	23	
17	WASHER, 10.5 FLAT ZINC	F81055-1	34	
18	WASHER, 13 FLAT ZINC	F81056-1	40	
19	WASHER, 17 FLAT ZINC	F81058-1	8	

1.38 Cross Roller Table, SLPCRT



Hr0031B

REF.	DESCRIPTION (◆ Indicates Parts Available In Assemblies Only)	PART #	QTY
	HR CROSS ROLLER TABLE	SLPCRT	1
	COMPLETE CROSS RETURN TABLE	099648	1
1	CAP, 1540 DIA. OUTRIGGER LEG	089710	4
2	BUMPER, GRENE 70 3201 0010. SHR RUBBER	094969	2
3	FOOT ASSEMBLY, TABLE LEG	099281-1	4
4	FRAME WELDMENT, CROSS RETURN TABLE	099652-1	1
	TOP, 63.5X600 CROSS RETURN TABLE - COMPLETE	099656	1
5	ROLLER, 63.5/20X600/608/626 s=14 (EE15)	089044-1	9
6	BRACKET, 63.5X600 ROLLER MOUNTING	099649-1	1
7	PLATE, 63.5/20X600 ROLLER CLAMP	099650-1	2
8	BOLT, M8x25-8.8-B HEX HEAD FULL THREAD ZINC	F81002-5	4
9	BOLT, M10x80 -8.8 HEX HEAD ZINC	F81003-50	4
10	NUT, M8-8-B HEX NYLON ZINC LOCK	F81032-2	4
11	NUT, M10-8-B HEX NYLON ZINC LOCK	F81033-1	4
12	WASHER, 8.4 FLAT ZINC	F81054-1	8
13	WASHER, 10.5 FLAT ZINC	F81055-1	8

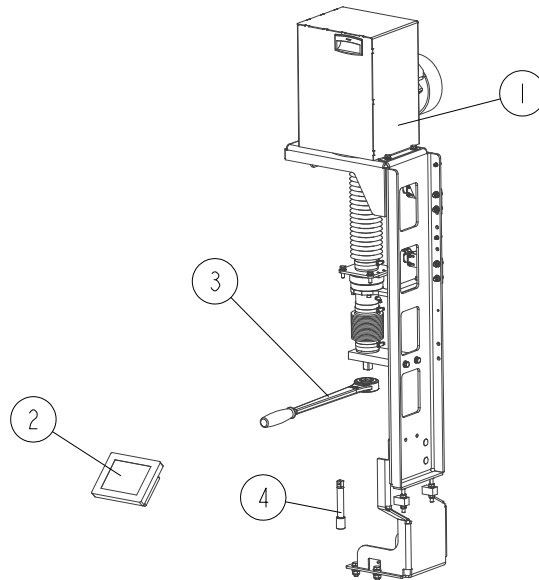
1

REPLACEMENT PARTS*Cross Roller Table, SLPCRT*

	ARM, OPENED W/RP-90 ROLLERS - COMPLETE	099679	1	
14	KNOB, PLASTIC CRANK HANDLE	086338	2	
	M16 BOLTS +2 NUTS	093710	2	
15	NUT, M16-5-B HEX	F81036-5	1	
16	BOLT, M16 BED RAIL ADJUSTMENT	086809	2	
17	BEARING, UCFL204 (COMPLEX) W/HOUSING	500060	2	
18	BUSHING, 21X30X10 ZINC-PLATED SPACER	099351-1	12	
19	ARM WELDMENT, OPENED	099680-1	1	
20	ROLLER, RP-90. 6304 POLYURETHANE	099689	12	
21	BOLT, M12x40-8.8 HEX HEAD ZINC	F81004-1	4	
22	BOLT, M20X100-8.8 HEX HEAD ZINC	F81007-6	2	
23	BOLT, M20X60-8.8 HEX HEAD ZINC	F81007-7	10	
24	NUT, M10-8-B HEX NYLON ZINC LOCK	F81033-1	2	
25	NUT, M12-8 HEX NYLON ZINC LOCK	F81034-2	4	
26	NUT, M20-8-A HEX NYLON ZINC LOCK	F81037-2	12	
27	WASHER, 13 FLAT ZINC	F81056-1	8	
28	WASHER, 17 FLAT ZINC	F81058-1	8	
29	WASHER, 21 FLAT ZINC	F81059-2	24	
30	PIN, 45308DNW DETENT	089939	2	
31	PLATE, OPENED ARM LOCK	503336-1	2	
32	CAP, 80x40 TUBE	099692	2	
33	BOLT, M8x65 8.8 HEX HEAD FULL THREAD ZINC	F81002-9	4	
34	NUT, M8-8-B HEX NYLON ZINC LOCK	F81032-2	4	
35	NUT, M16-5.8 HEX ZINC	F81036-1	8	
36	WASHER, 8.4 FLAT ZINC	F81054-1	8	
37	WASHER, 17 FLAT ZINC	F81058-1	8	

1.39 Multisetwork (Option)

511796_001_A
 511796_Manual



REF.	DESCRIPTION (◆ Indicates Parts Available In Assemblies Only)	PART #	QTY					
	MULTISETWORK, HR500-1	511796	x	-	-	-	-	-
	MULTISETWORK, HR500-2	511797	-	x	-	-	-	-
	MULTISETWORK, HR500-3	511798	-	-	x	-	-	-
	MULTISETWORK, HR500-4	511799	-	-	-	x	-	-
	MULTISETWORK, HR500-5	511800	-	-	-	-	x	-
	MULTISETWORK, HR500-6	511801	-	-	-	-	-	x
1	DRIVE ASSEMBLY, HR500 UP/DOWN - COMPLETE See Section 1.40	515190	1	2	3	4	5	6
2	SCREEN, HMISTU855 TOUCH	508978	1	1	1	1	1	1
3	WRENCH, 3/4" RATCHET	507312	1	1	1	1	1	1
4	EXTENSION 1/2"x130	518549	1	1	1	1	1	1

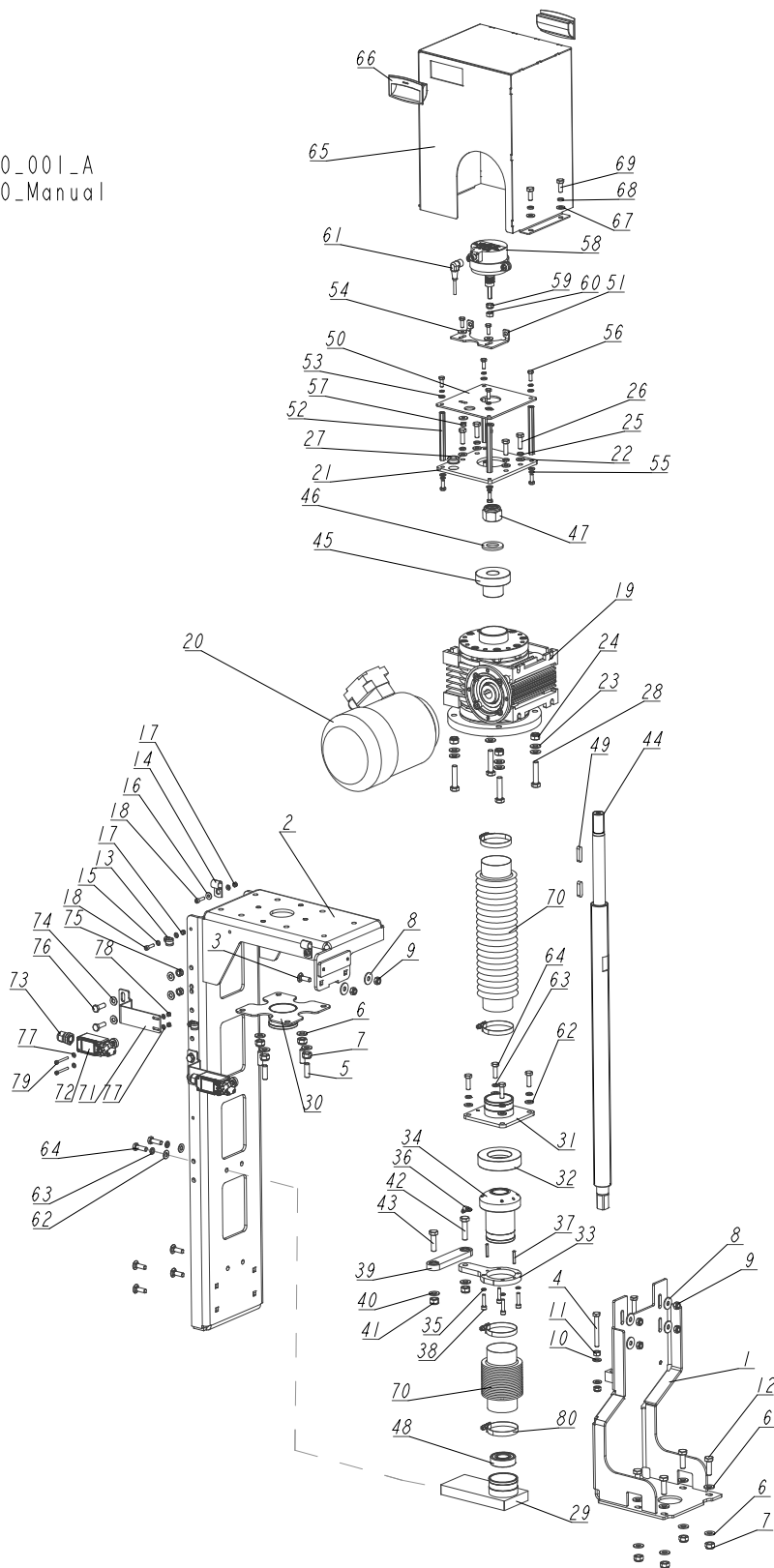


REPLACEMENT PARTS

Up/Down Drive Assembly (Option)

1.40 Up/Down Drive Assembly (Option)

515190_001_A
515190_Manual



REPLACEMENT PARTS

Up/Down Drive Assembly (Option)

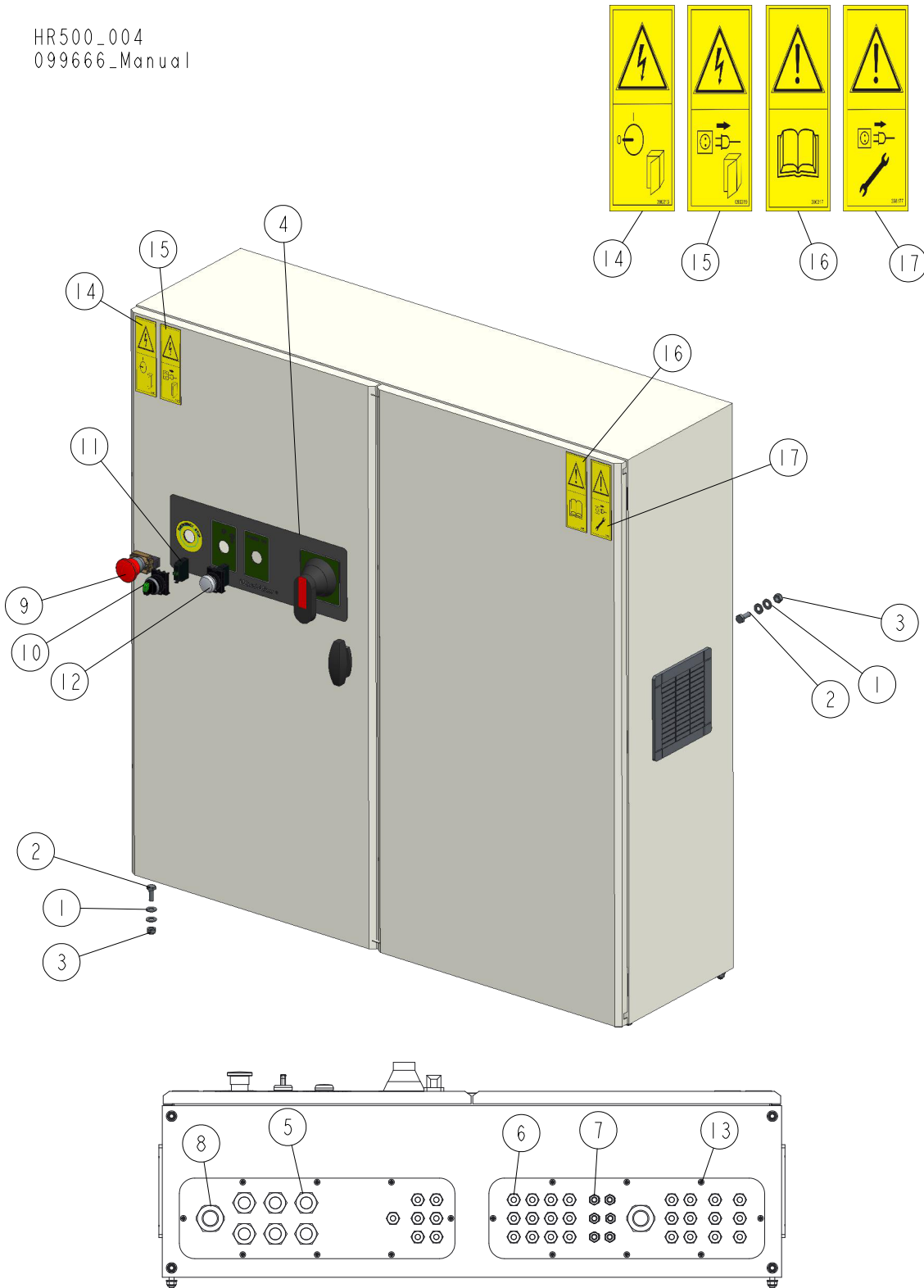
1

REF.	DESCRIPTION (◆ Indicates Parts Available In Assemblies Only)	PART #	QTY
	DRIVE ASSEMBLY, HR500 UP/DOWN	515190	1
	BRACKET, HR500 UP/DOWN DRIVE MOUNT - COMPLETE	515189	1
1	BRACKET, HR500 UP/DOWN DRIVE MOUNT - LOWER	515187-1	1
2	BRACKET, SHS/HR700 UP/DOWN DRIVE MOUNT - UPPER	515155-1	1
3	BOLT, M8X25-8.8 CARRIAGE HEAD ZINC	F81002-59	6
4	BOLT, M8X65 8.8 HEX HEAD FULL THREAD ZINC	F81002-9	2
5	SCREW, M10X30-33H-GEOMET HEX SOCKET SET W/FLAT POINT	F81003-35	4
6	WASHER, 10.5 FLAT ZINC	F81055-1	12
7	NUT, M10-8-B HEX NYLON ZINC LOCK	F81033-1	8
8	WASHER, ISO 7093-1-8-200 HV-A2E.	F81054-11	6
9	NUT, M8 8 HEX NYLON ZINC LOCK	F81032-2	8
10	WASHER, 8.4 FLAT ZINC	F81054-1	4
11	NUT, M8-8-B HEX ZINC	F81032-1	2
12	BOLT, M10X30 5.8 HEX HEAD FULL THREAD ZINC	F81003-2	4
13	CLAMP, RSGU 1.10/12W1 METAL & RUBBER	086861	2
14	CLAMP, 1/2" EMT COATED	P07584	2
15	WASHER, 5.3 FLAT ZINC	F81052-1	7
16	WASHER, 5.5 SPECIAL FLAT ZINC	F81052-3	2
17	NUT, M5-8-FE/ZN5 DIN985	F81030-2	4
18	SCREW, M5X20 8.8 HEX SOCKET HEAD CAP ZINC	F81000-72	4
	REDUCER, MRP-63 SHS/HR700 UP/DOWN DRIVE - COMPLETE	515157	1
	REDUCER, MRP-63/16[0.75-1400-120/19]-WMI-[S3=60%]-B/SO/K2/B6	514932	1
19	REDUCER, MRP-63/16 [120/19]SO/K2/B6	514933	1
20	MOTOR, SKH 80-4B2/3045 (N=0.75 kW, N=1380 r.p.m.) INDUCTION	514934	1
21	PLATE, ENCODER MOUNT	515149-1	1
22	WASHER, 8.4 FLAT ZINC	F81054-1	4
23	WASHER, 10.5 FLAT ZINC	F81055-1	8
24	NUT, M10-8-B HEX NYLON ZINC LOCK	F81033-1	4
25	WASHER, 8.2 SPLIT LOCK ZINC	F81054-4	4
26	BOLT, M8X25-8.8-B HEX HEAD FULL THREAD ZINC	F81002-5	4
27	GROMMET, 20/13 RUBBER	086188	1
28	BOLT, M10X45 HEX HEAD FULL THREAD ZINC	F81003-3	4
29	BRACKET, UP/DOWN SCREW BELLOWS - LOWER	514935-1	1
30	BRACKET, UP/DOWN SCREW BELLOWS - UPPER	514915-1	1
31	BRACKET, UP/DOWN SCREW BELLOWS - MIDDLE	514919-1	1
32	WASHER, 90X50X20 SPHERICAL ZINC-PLATED SEAT	514898-1	1
	NUT, TR36X3 UP/DOWN SCREW - COMPLETE	515138	1
33	PLATE, TR36X3 NUT ZINC-PLATED SEAT	515143-1	1
34	NUT, TR36X3 UP/DOWN SCREW	514899	1
35	WASHER, Z 6.1 SPLIT LOCK ZINC	F81053-3	4
36	FITTING, M6 PN/M-86003 GREASE	094213	1
37	PIN, 5X26 ROLL ZINC	F81044-2	2
38	SCREW, M6X25-8.8 HEX SOCKET HEAD CAP ZINC	F81001-41	4
39	LINK, SBPL 10104 PIVOTAL (COMPLEX)	097700	1

REF.	DESCRIPTION (◆ Indicates Parts Available In Assemblies Only)	PART #	QTY
40	WASHER, 10.5 FLAT ZINC	F81055-1	2
41	NUT, M10-8-B HEX NYLON ZINC LOCK	F81033-1	2
42	BOLT, M10X40-8.8 HEX HEAD FULL THREAD ZINC	F81003-16	1
43	BOLT, M10X35 8.8 HEX HEAD FULL THREAD ZINC	F81003-17	1
44	BALLSCREW, TR36X3 HR500 ZINC-PLATED	515234-1	1
45	CAP, MRP-63 MOTOREDUCTER ZINC-PLATED	515144-1	1
46	WASHER, 25 FLAT ZINC	F81061-3	1
47	NUT, M24X2 PN-EN ISO 7040 NYLON	F81039-10	1
48	BEARING, 6205 2RSR P6 (FAG,NSK,SKF) BALL	087353	1
49	KEY, A8X7X32 PARALLEL	088564	2
	ENCODER ASSEMBLY, SHS/HR700	515147	1
50	PLATE, ENCODER MOUNT	515148-1	1
51	BRACKET, ENCODER	507372-1	1
52	SPACER, M6X100- BN3319 (BOSSARD)	F81031-10	4
53	WASHER, 6.4 FLAT ZINC	F81053-1	8
54	WASHER, 6.5 SPECIAL FLAT ZINC	F81053-11	4
55	WASHER, Z 6.1 SPLIT LOCK ZINC	F81053-3	8
56	BOLT, M6X16-8.8 HEX HEAD FULL THREAD ZINC	F81001-15	10
57	NUT, M6-8-B HEX NYLON ZINC LOCK	F81031-2	2
58	ENCODER, 48 IMP./TURN 12V DC INCREMENTAL	510285	1
59	NUT, M8 8 HEX NYLON ZINC LOCK	F81032-2	1
60	NUT, M8-8-B HEX ZINC	F81032-1	1
61	CABLE, 5 M LIMIT SWITCH	087652	1
62	WASHER, 8.4 FLAT ZINC	F81054-1	6
63	WASHER, 8.2 SPLIT LOCK ZINC	F81054-4	6
64	BOLT, M8X25-8.8-B HEX HEAD FULL THREAD ZINC	F81002-5	6
	GUARD, SHS/HR700 UP/DOWN DRIVE - COMPLETE	515151	1
65	GUARD, SHS/HR700 UP/DOWN DRIVE	515152-1	1
66	HANDLE, EPR.90-PF-C1(261051-C1) SNAP-IN FLUSH PULL	100012	2
67	WASHER, 8.4 FLAT ZINC	F81054-1	4
68	WASHER, 8.2 SPLIT LOCK ZINC	F81054-4	4
69	BOLT, M8X20 8.8 HEX HEAD FULL THREAD ZINC	F81002-4	4
70	BELLOWS, 60/520 PROTECTIVE	514918	2
	SWITCH ASSEMBLY, LIMIT	515141	2
71	BRACKET, LIMIT SWITCH MOUNT	515142-1	1
72	SWITCH, GLCB01A1B LIMIT	100931	1
73	GLAND, DP9/H CABLE	F81096-2	1
74	WASHER, 8.4 FLAT ZINC	F81054-1	4
75	NUT, M8 8 HEX NYLON ZINC LOCK	F81032-2	2
76	BOLT, M8X25-8.8-B HEX HEAD FULL THREAD ZINC	F81002-5	2
77	WASHER, 4.3 FLAT ZINC	F81051-2	4
78	NUT, M4-8 HEX NYLON ZINC LOCK	F81029-1	2
79	SCREW, M4X35 8.8 HEX SOCKET HEAD CAP ZINC	F81011-34	2
80	CLAMP, 50-70 DIN 3017 WORM	F81095-6	4

1.41 Electric Box

HR500_004
099666_Manual

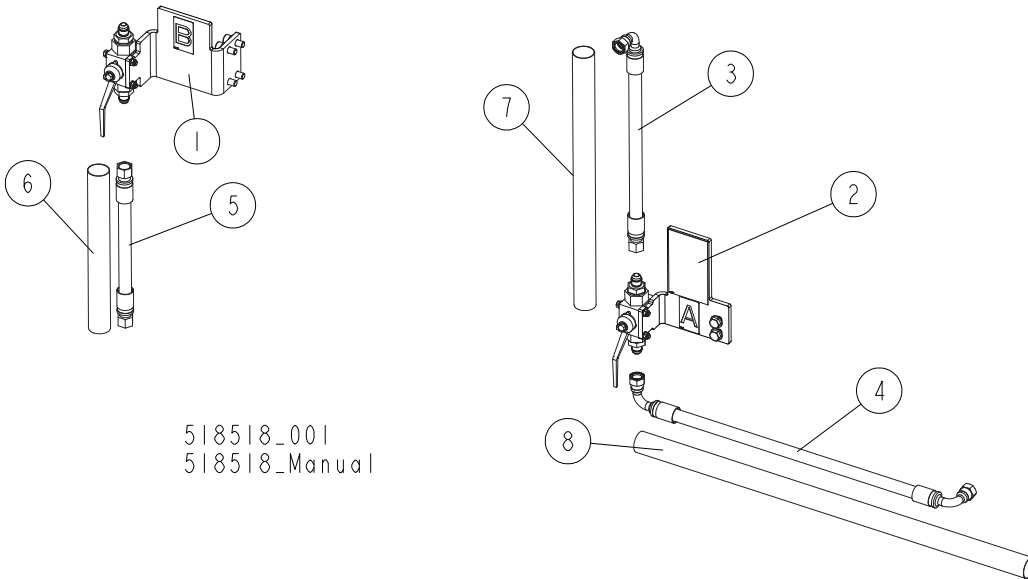


1

REPLACEMENT PARTS*Electric Box*

REF.	DESCRIPTION (◆ Indicates Parts Available In Assemblies Only)	PART #	QTY	
1	WASHER, 8.4 FLAT ZINC	F81054-1	12	
2	BOLT, M8X20 8.8 HEX HEAD FULL THREAD ZINC	F81002-4	6	
3	NUT, M8 8 HEX NYLON ZINC LOCK	F81032-2	6	
	BOX, 1000X1000X300 HR500-6 ELECTRIC - COMPLETE	515246	1	
4	DECAL, 1000X1000X300 HR500/700 ELECTRIC BOX	515227	1	
5	GLAND, DP21/H CABLE	F81096-3	6	
6	GLAND, DP9/H CABLE	F81096-2	31	
7	GLAND, DP 7/H CABLE	F81096-11	6	
8	GLAND, PG29 CABLE	F81096-1	2	
9	BUTTON, XB4 BS542 EMERGENCY STOP	086556	1	
10	SWITCH, MOELLER 3-POSITION GREEN	091359	1	
11	ELEMENT, M22 K10 MOELLER CONTACT	091362	1	
12	LIGHT, 1SFA619402L5415 WHITE CONTROL	509129	1	
13	BOLT, #10-24X1/2 PH	F05015-17	16	
14	HAZARDOUS VOLTAGE INSIDE THE ELECTRIC BOX (PICTOGRAM)	096316	1	
15	DECAL, REMOVE THE PLUG BEFORE OPENING THE ELECTRIC BOX (PICTOGRAM)	096319	1	
16	DECAL, READ THE OPERATOR'S MANUAL (PICTOGRAM)	096317	1	
17	DECAL, DISCONNECT POWER SUPPLY BEFORE SERVICING (PICTOGRAM)	098177	1	

1.42 Single Blade Tension Assembly



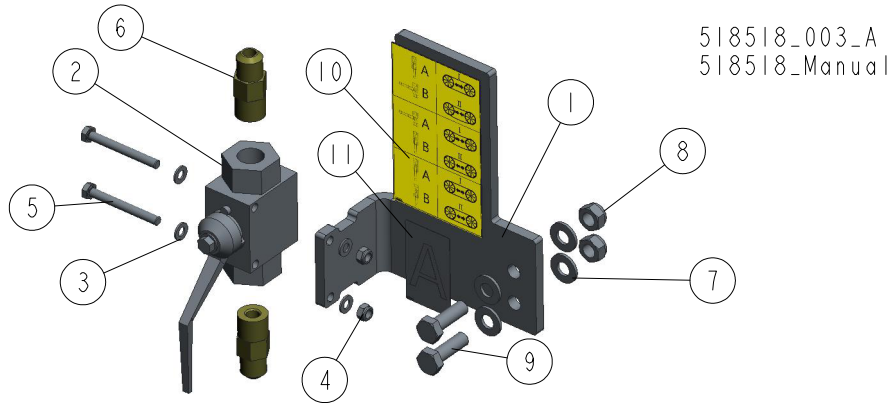
REF	DESCRIPTION (◆ Indicates Parts Available In Assemblies Only)	PART #	QTY
	SINGLE BLADE TENSION ASSEMBLY (HR500/700, USA)	518518	1
1	VALVE, OIL FLOW CONTROL - COMPLETE (FOR SECOND SAW HEAD) See Section 1.44	518515	1
2	VALVE, OIL FLOW CONTROL - COMPLETE (FOR FIRST SAW HEAD) See Section 1.43	518516	1
3	HOSE, PHD 2T3/8X0.27 90W9/16UNF-W9/16UNF HYDRAULIC	506736	1
4	HOSE, PHD 2T3/8X0.43 90W9/16UNF-90W9/16UNF HYDRAULIC	506737	1
5	HOSE, PHD 2T3/8X0.45 W9/16UNF-W9/16UNF HYDRAULIC	518552	1
6	SLEEVE, VERTICAL HOSE PROTECTION	098489	1
7	SLEEVE, VERTICAL HOSE PROTECTION	508713	1
8	SLEEVE, OBLIQUE HOSE PROTECTION	508714	1

1

REPLACEMENT PARTS

Oil Flow Control Valve - for First Saw Head

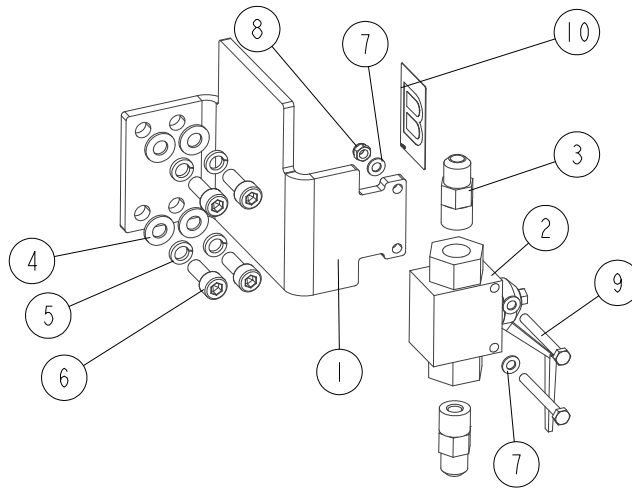
1.43 Oil Flow Control Valve - for First Saw Head



REF.	DESCRIPTION (◆ Indicates Parts Available In Assemblies Only)	PART #	QTY
	VALVE, OIL FLOW CONTROL - COMPLETE (FOR FIRST SAW HEAD)	518516	1
1	BRACKET, RSAP2V02FF 3/8G VALVE MOUNT	518517-1	1
2	VALVE, PN 500 RSAP2V02FF 3/8" G DN10 BALL	502056	1
3	WASHER, 5.3 FLAT ZINC	F81052-1	4
4	NUT, M5-8-FE/ZN5 DIN985	F81030-2	2
5	BOLT, M5x45 DIN933-A2-70 STAINLESS STEEL	F81000-22	2
6	FITTING, BSP-JIC 3/8"-9/16" STRAIGHT	091842	2
7	WASHER, 8.4 FLAT ZINC	F81054-1	4
8	NUT, M8 8 HEX NYLON ZINC LOCK	F81032-2	2
9	BOLT, M8x25-8.8-B HEX HEAD FULL THREAD ZINC	F81002-5	2
10	DECAL, SINGLE BLADE TENSION ASSEMBLY	518900 ¹	1
11	DECAL A, SINGLE BLADE TENSION ASSEMBLY	518901 ¹	1

¹ Decals belongs to 520500 decals kit.

1.44 Oil Flow Control Valve - for Second Saw Head

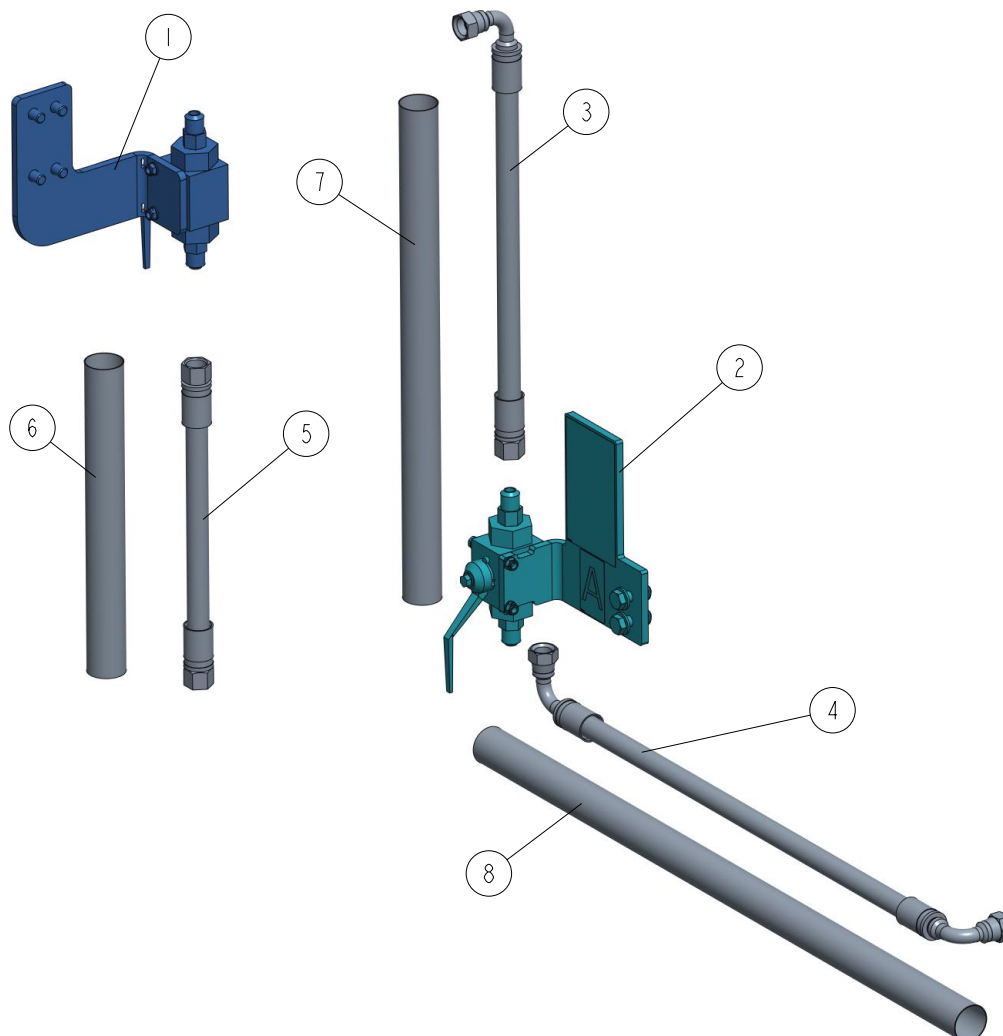


518518_002_A
518518_Manual

REF.	DESCRIPTION (◆ Indicates Parts Available In Assemblies Only)	PART #	QTY
	VALVE, OIL FLOW CONTROL - COMPLETE (FOR SECOND SAW HEAD)	518515	1
1	BRACKET, RSAP2V02FF G3/8 VALVE MOUNT	518840-1	1
2	VALVE, PN 500 RSAP2V02FF 3/8" G DN10 BALL	502056	1
3	FITTING, BSP-JIC 3/8"-9/16" STRAIGHT	091842	2
4	WASHER, 8.4 FLAT ZINC	F81054-1	4
5	WASHER, 8.2 SPLIT LOCK ZINC	F81054-4	4
6	SCREW, M8x20-8.8 HEX SOCKET HEAD CAP ZINC	F81002-30	4
7	WASHER, 5.3 FLAT ZINC	F81052-1	4
8	NUT, M5-8-FE/ZN5 DIN985	F81030-2	2
9	BOLT, M5x45 DIN933-A2-70 STAINLESS STEEL	F81000-22	2
10	DECAL B, SINGLE BLADE TENSION ASSEMBLY	518902 ¹	1

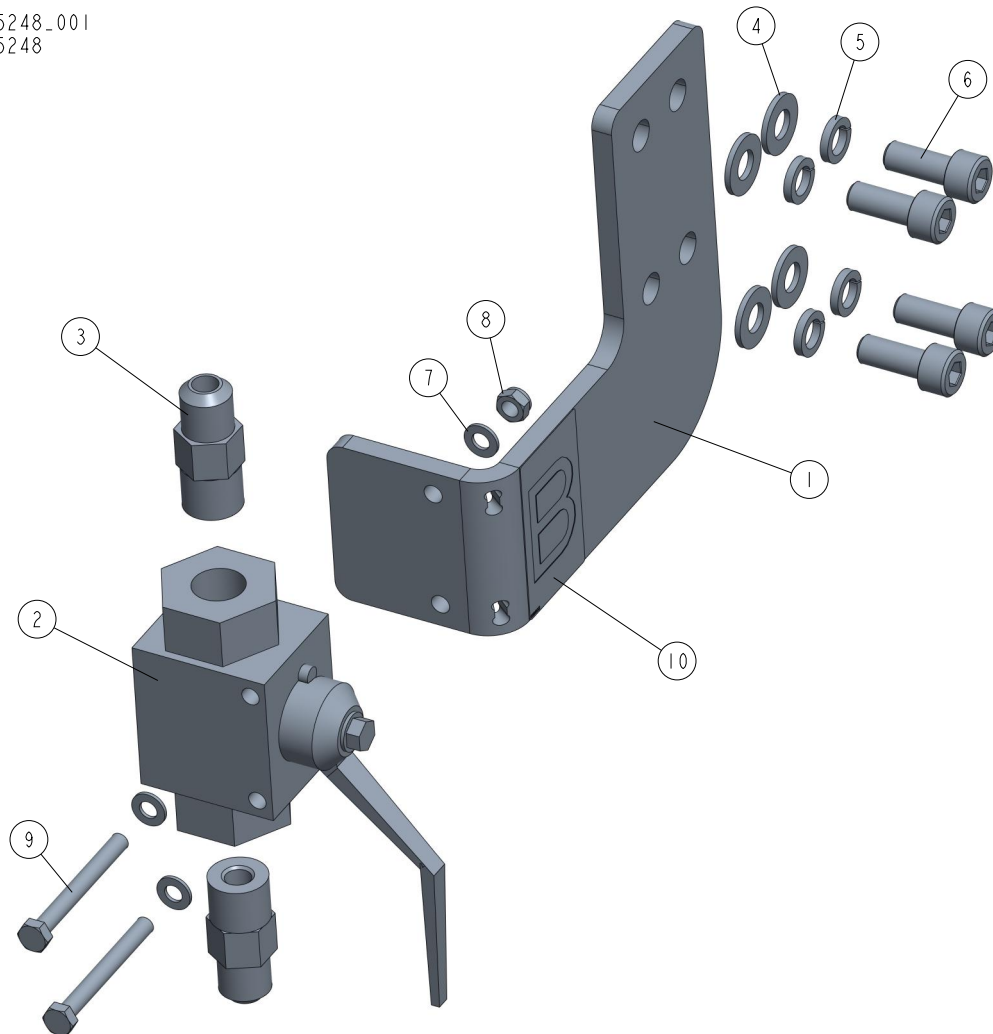
¹ Decal belongs to 520500 decals kit.

1.45 Blade Tension Assembly (For 6-head versions only) 595249

595249_001
595249

REF	DESCRIPTION (◆ indicates parts available in assemblies only)	PART #	QTY
-	SINGLE BLADE TENSION ASSEMBLY (HR500,700), USA	595249	1
1	VALVE, OIL FLOW CONTROL - COMPLETE (FOR SECOND SAW HEAD) See Section 1.46	595248	1
2	VALVE, OIL FLOW CONTROL - COMPLETE (FOR FIRST SAW HEAD) See Section 1.43	518516	1
3	HOSE, PHD 2T3/8X0.27 90W9/16UNF-W9/16UNF	506736	1
4	HOSE, PHD 2T3/8X0.43 90W9/16UNF-90W9/16U	506737	1
5	HOSE, PHD 2T3/8X0.45 W9/16UNF-W9/16UNF H	518552	1
6	HOSE PROTECTION	098489	1
7	SLEEVE, VERTICAL HOSE PROTECTION	508713	1
8	SLEEVE, OBLIQUE HOSE PROTECTION	508714	1

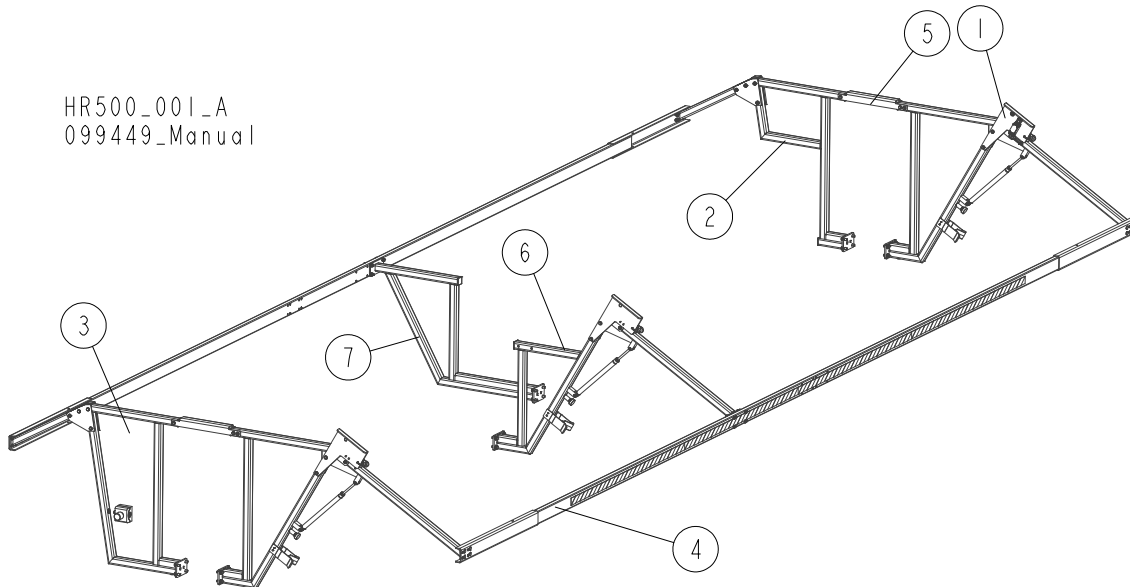
1.46 Oil Flow Control 595248

595248_001
595248

REF	DESCRIPTION (◆ indicates parts available in assemblies only)	PART #	QTY
-	VALVE, OIL FLOW CONTROL - COMPLETE (FOR SECOND SAW HEAD)	595248	1
1	BRACKET, VALVE MOUNT	533190-1	1
2	VALVE, PN 500 RSAP2V02FF 3/8" G DN10 BA	502056	1
3	FITTING, G3/8-9/16-18JIC HAND PUMP	091842	2
4	WASHER, M8, FLAT, ZINC	F81054-1	4
5	WASHER, 8,2 SPLIT LOCK ZINC	F81054-4	4
6	BOLT, M8 X 20-8.8 SOCKET HEAD	F81002-30	4
7	WASHER, 5.3 FLAT ZINC	F81052-1	4
8	NUT, M5-8-FE/ZN5 DIN985	F81030-2	2
9	BOLT, M5X45 DIN933 A2-70 STAINLESS STEEL	F81000-22	2
10	DECAL B, SINGLE BLADE TENSION ASSEMBLY	518902	1

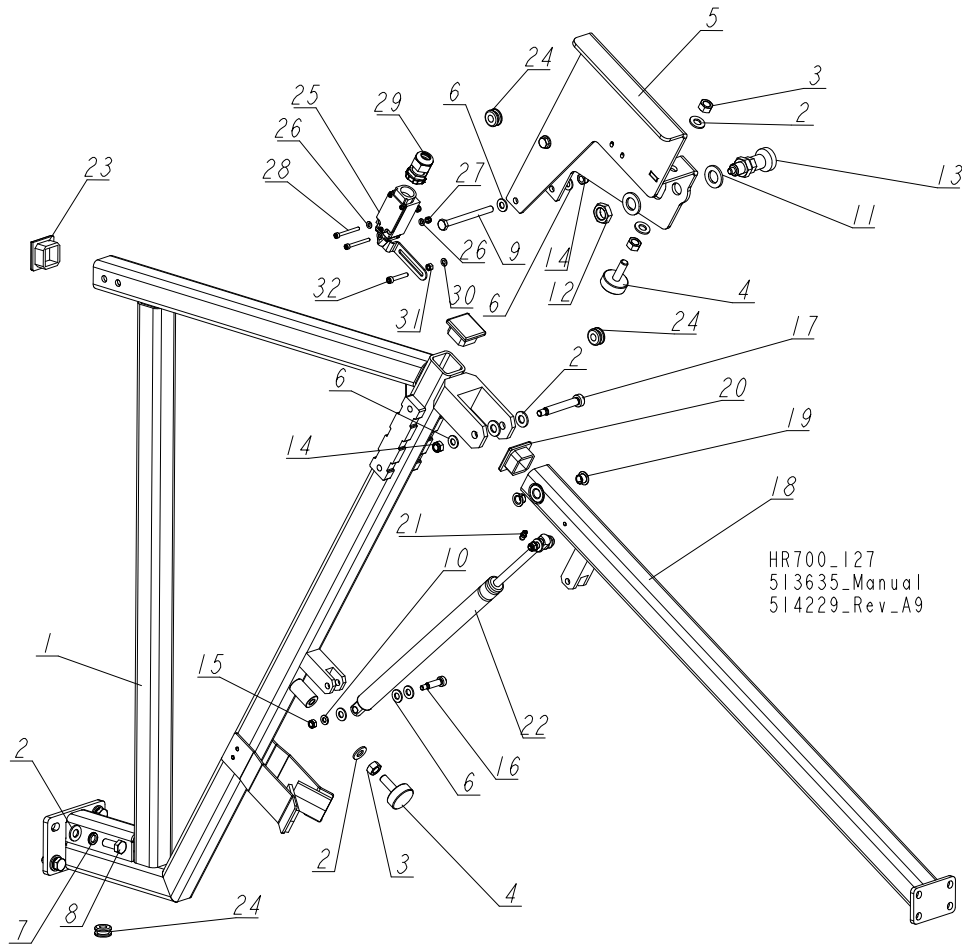
SECTION 2 SIDE FENCE (CE VERSION ONLY)

2.1 Side Fence



REF.	DESCRIPTION (◆ Indicates Parts Available In Assemblies Only)	PART #	QTY
	FENCE, HR500-1/HR500-2 SIDE - COMPLETE	099447	1/0/0
	FENCE, HR500-3/HR500-4 SIDE - COMPLETE	099448	0/1/0
	FENCE, HR500-5/HR500-6 SIDE - COMPLETE	099449	0/0/1
1	BRACKET, MOVING SIDE FENCE SUPPORT - COMPLETE See Section 2.2	514229	2
2	BRACKET, FIXED SIDE FENCE SUPPORT - COMPLETE See Section 2.3	515211	1
3	BRACKET, FIXED SIDE FENCE SUPPORT - COMPLETE See Section 2.5	514365	1
4	BARRIER, HR700-1/HR700-2 SIDE FENCE - COMPLETE See Section 2.6	514367	2/0/0
	BARRIER, HR700-3/HR700-4 SIDE FENCE - COMPLETE See Section 2.6	514366	0/2/0
	BARRIER, HR700-5/HR700-6 SIDE FENCE - COMPLETE See Section 2.6	514215	0/0/2
5	BRACKET, CONNECTING - COMPLETE See Section 2.3	099443	1
6	BRACKET, MOVING SIDE FENCE MIDDLE SUPPORT - COMPLETE See Section 2.5	515197	0/0/1
7	BRACKET, FIXED SIDE FENCE MIDDLE SUPPORT - COMPLETE See Section 2.7	515229	0/0/1

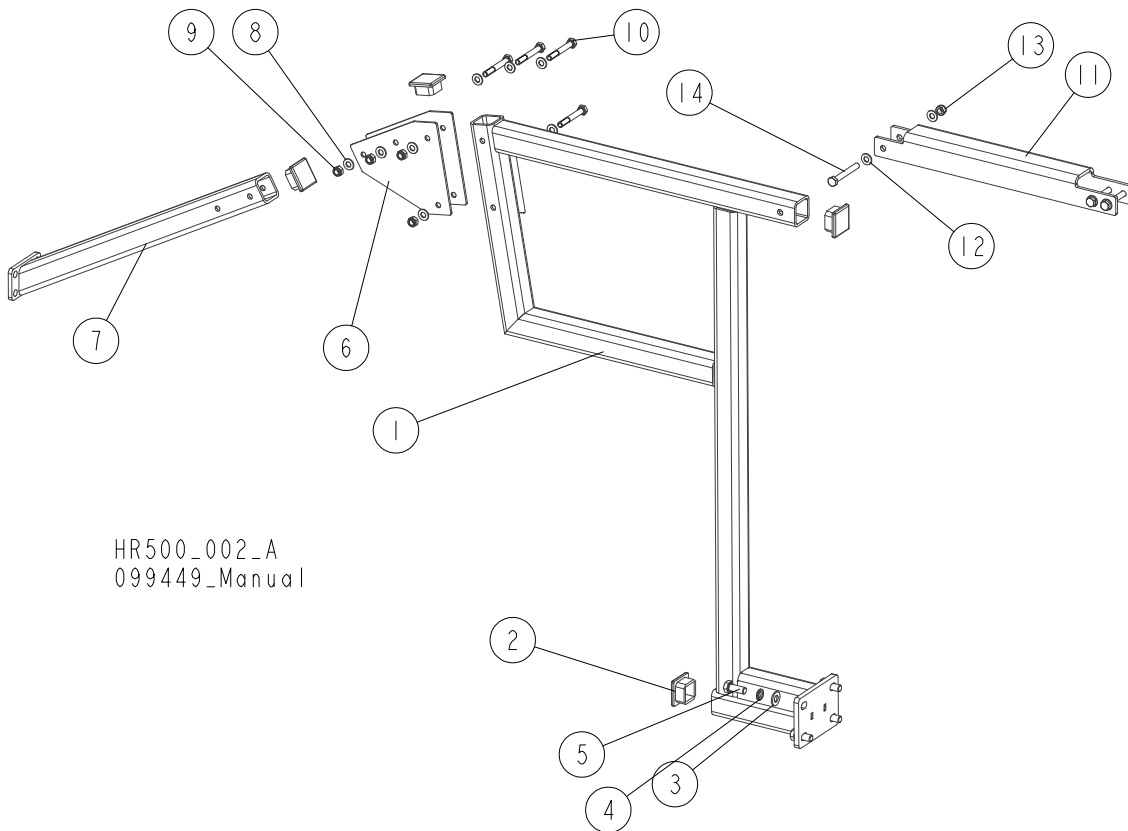
2.2 Moving Side Fence Support Bracket



REF.	DESCRIPTION (◆ Indicates Parts Available In Assemblies Only)	PART #	QTY
	BRACKET, MOVING SIDE FENCE SUPPORT - COMPLETE	514229	1
1	BRACKET, MOVING SIDE FENCE SUPPORT	099450-1	1
2	WASHER, 10.5 FLAT ZINC	F81055-1	10
3	NUT, M10-8-B HEX ZINC	F81033-3	3
4	FOOT, M10	092839	2
5	BRACKET, LIMIT SWITCH MOUNT	099470-1	1
6	WASHER, 8.4 FLAT ZINC	F81054-1	11
7	WASHER, Z10.2 SPLIT LOCK ZINC	F81055-2	4
8	BOLT, M10X25 8.8 HEX HEAD FULL THREAD ZINC	F81003-11	4
9	BOLT, M8X90-8.8 HEX HEAD FULL THREAD ZINC	F81002-16	2
10	WASHER, 6.4 FLAT ZINC	F81053-1	2
11	WASHER, 17 SPLIT LOCK ZINC	F81058-1	2
12	NUT, M16X1.5-08-B THIN ZINC	F81036-6	1
13	PIN, 45308DNW DETENT	089939	1
14	NUT, M8-8-B HEX NYLON ZINC LOCK	F81032-2	3

REF.	DESCRIPTION (◆ Indicates Parts Available In Assemblies Only)	PART #	QTY	
15	NUT, M6-8-B HEX NYLON ZINC LOCK	F81031-2	2	
16	BOLT, 8/M6X25-12.9 ISO 7379 SHOULDER	F81001-47	2	
17	BOLT, 10/M8X60-12.9 ISO7379/BN1359 BOSSARD SHOULDER	F81003-79	1	
	ARM, SIDE FENCE MOVING - COMPLETE	099464	1	
18	ARM, SIDE FENCE MOVING	099465-1	1	
19	BUSHING, TUF1 10x090 CX	099074	2	
20	CAP, 40X40X(3-4) MOSS TUBE END	097480	1	
21	FITTING, M6 PN/M-86002 GREASE	086280	1	
22	SPRING, MS10-1-1F-1F-1000-100-460 (EUROTECHNIKA) GAS	099446	1	
23	CAP, 40X40X(3-4) MOSS TUBE END	097480	2	
24	GROMMET, 9.5 (3/8") ID RUBBER	025248	3	
25	SWITCH, XCSPL562 LIMIT	534491	1	
26	WASHER, 4.3 FLAT ZINC	F81051-2	4	
27	NUT, M4-8 HEX NYLON ZINC LOCK	F81029-1	2	
28	SCREW, M4X40 8.8 HEX SOCKET HEAD CAP ZINC	F81011-37	2	
29	GLAND, PG13.5 CABLE	086524	1	
30	WASHER, 5.3 FLAT ZINC	F81052-1	1	
31	NUT, M5-8 HEX ZINC	F81030-1	1	
32	SCREW, M5X30 5.8 HEX SOCKET HEAD CAP ZINC	F81000-71	1	

2.3 Fixed Side Fence Support Bracket & Connecting Bracket



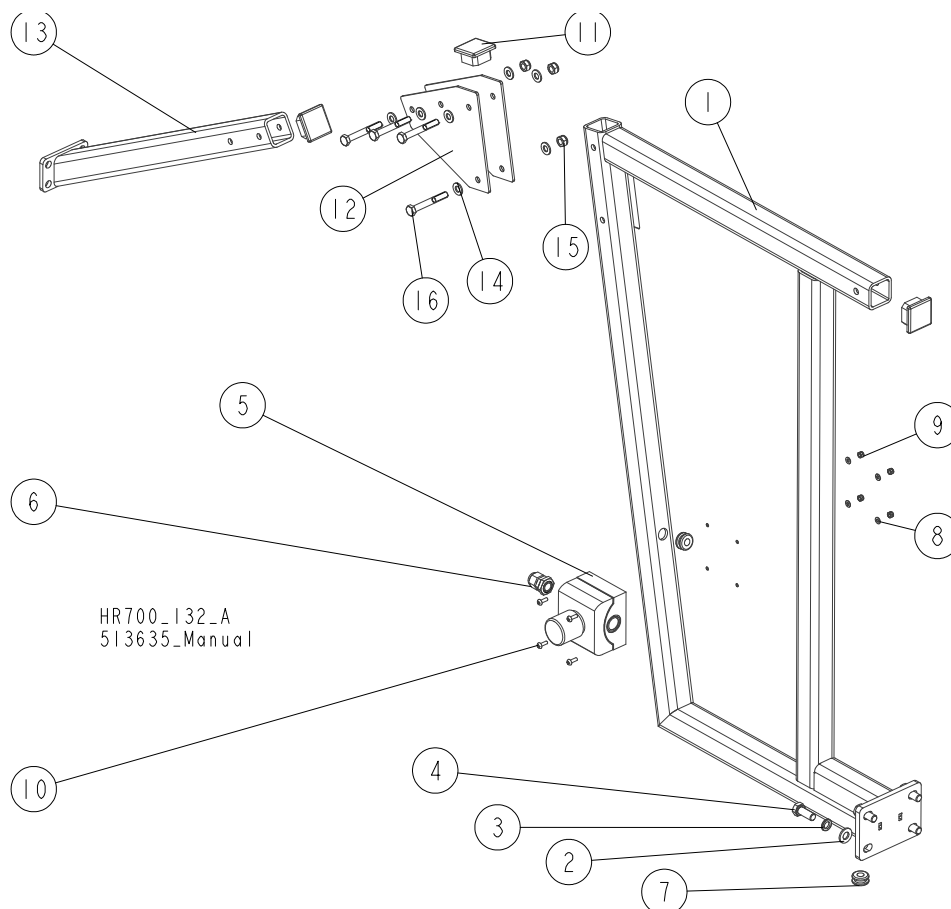
HR500_002_A
099449_Manual

REF.	DESCRIPTION (◆ Indicates Parts Available In Assemblies Only)	PART #	QTY
	BRACKET, FIXED SIDE FENCE SUPPORT - COMPLETE	515211	1
1	BRACKET, FIXED SIDE FENCE SUPPORT	515212-1	1
2	CAP, 40X40X(3-4) MOSS TUBE END	097480	3
3	WASHER, 10.5 FLAT ZINC	F81055-1	4
4	WASHER, Z 10.2 SPLIT LOCK ZINC	F81055-2	4
5	BOLT, M10X25 8.8 HEX HEAD FULL THREAD ZINC	F81003-11	4
6	PLATE, CONNECTING	099462-1	2
7	TUBE WELDMENT, SUPPORT BRACKET	518553-1	1
8	WASHER, 8.4 FLAT ZINC	F81054-1	8
9	NUT, M8-8-B HEX NYLON ZINC LOCK	F81032-2	4
10	BOLT, M8X60-8.8 HEX HEAD ZINC	F81002-54	4
	BRACKET, CONNECTING - COMPLETE	099443	1
11	BRACKET, CONNECTING	099476-1	1
12	WASHER, 8.4 FLAT ZINC	F81054-1	6
13	NUT, M8 8 HEX NYLON ZINC LOCK	F81032-2	3
14	BOLT, M8X65 8.8 HEX HEAD FULL THREAD ZINC	F81002-9	3

2 Side Fence (CE Version Only)

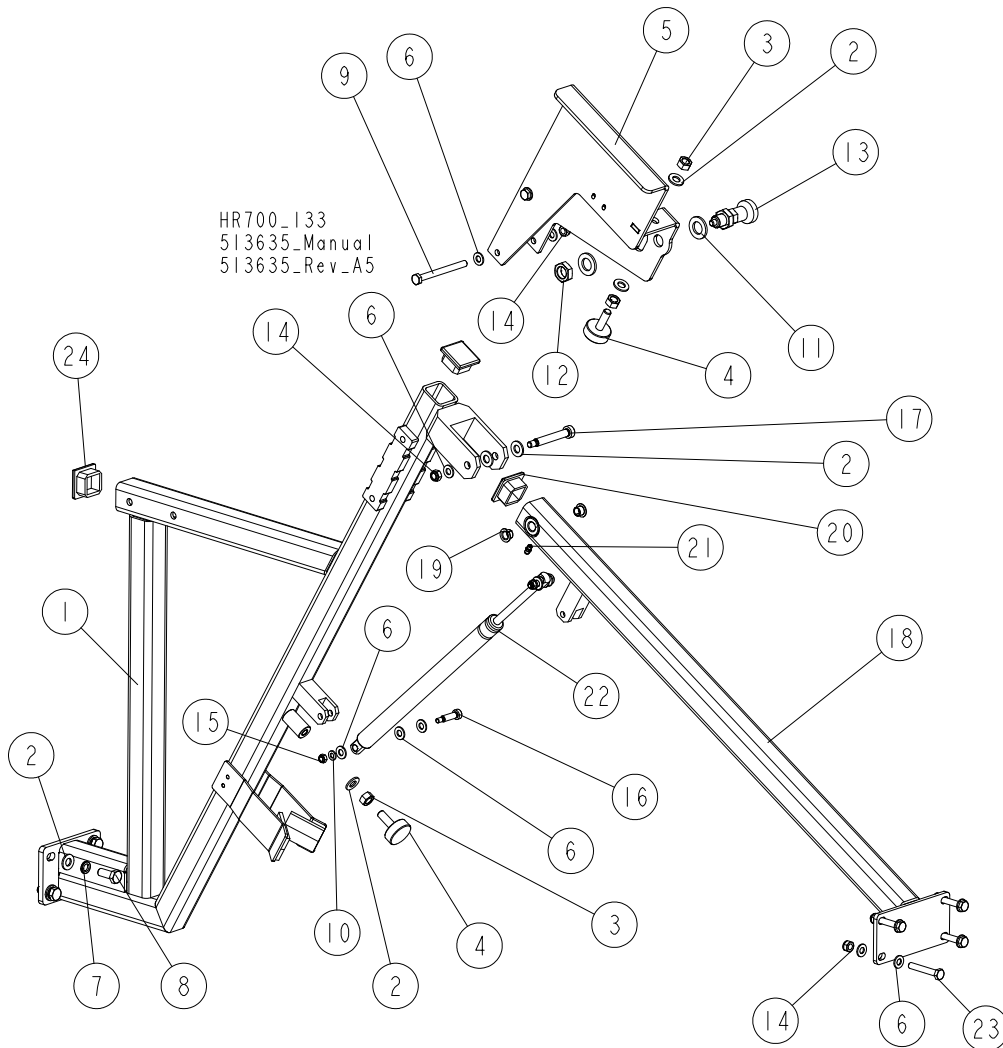
Fixed Side Fence Support Bracket

2.4 Fixed Side Fence Support Bracket



REF.	DESCRIPTION (◆ Indicates Parts Available In Assemblies Only)	PART #	QTY
	BRACKET, FIXED SIDE FENCE SUPPORT - COMPLETE	514365	1
1	BRACKET, FIXED SIDE FENCE SUPPORT	099451-1	1
2	WASHER, 10.5 FLAT ZINC	F81055-1	4
3	WASHER, Z10.2 SPLIT LOCK ZINC	F81055-2	4
4	BOLT, M10X25 8.8 HEX HEAD FULL THREAD ZINC	F81003-11	4
5	BUTTON, M22-PV/KCO2 EMERGENCY STOP	094726	1
6	GLAND, DP9/H CABLE	F81096-2	1
7	GROMMET, 9.5 (3/8") ID RUBBER	025248	2
8	WASHER, 4.3 FLAT ZINC	F81051-2	4
9	NUT, M4-8 HEX NYLON ZINC LOCK	F81029-1	4
10	SCREW, M4X12-5.8-B CROSS RECESSED PAN HEAD ZINC	F81011-43	4
11	CAP, 40X40X(3-4) MOSS TUBE END	097480	2
12	PLATE, CONNECTING	099462-1	2
13	TUBE WELDMENT, SUPPORT BRACKET	518553-1	1
14	WASHER, 8.4 FLAT ZINC	F81054-1	8
15	NUT, M8-8-B HEX NYLON ZINC LOCK	F81032-2	4
16	BOLT, M8X60-8.8 HEX HEAD ZINC	F81002-54	4

2.5 Middle Support Bracket (Moving Side Fence)



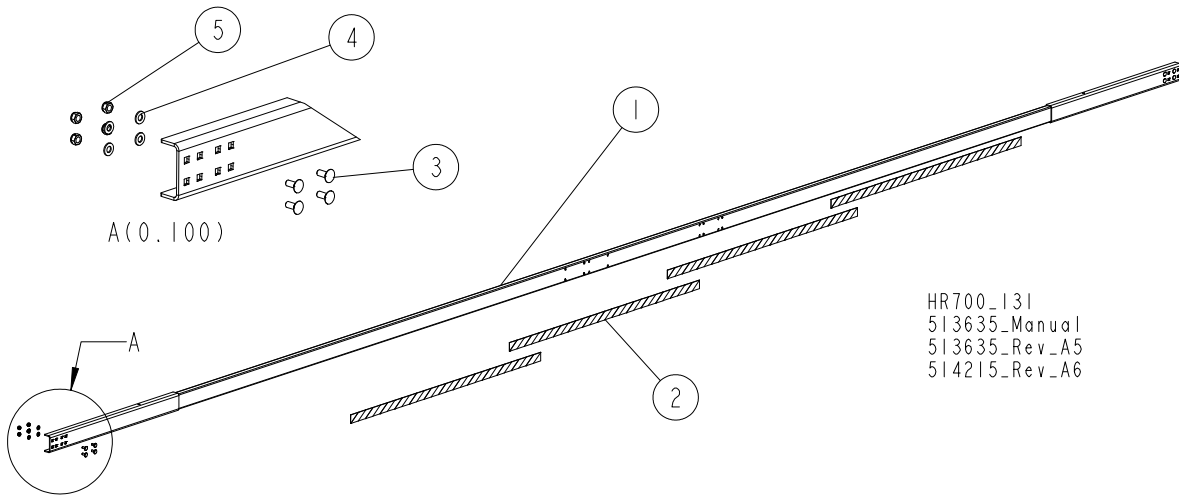
REF.	DESCRIPTION (◆ Indicates Parts Available In Assemblies Only)	PART #	QTY
	BRACKET, MOVING SIDE FENCE MIDDLE SUPPORT - COMPLETE	515197	1
1	BRACKET, MOVING SIDE FENCE MIDDLE SUPPORT	515198-1	1
2	WASHER, 10.5 FLAT ZINC	F81055-1	10
3	NUT, M10-8-B HEX ZINC	F81033-3	3
4	FOOT, M10	092839	2
5	BRACKET, LIMIT SWITCH MOUNT	099470-1	1
6	WASHER, 8.4 FLAT ZINC	F81054-1	19
7	WASHER, Z10.2 SPLIT LOCK ZINC	F81055-2	4
8	BOLT, M10X25 8.8 HEX HEAD FULL THREAD ZINC	F81003-11	4
9	BOLT, M8X90-8.8 HEX HEAD FULL THREAD ZINC	F81002-16	2
10	WASHER, 6.4 FLAT ZINC	F81053-1	2
11	WASHER, 17 SPLIT LOCK ZINC	F81058-1	2
12	NUT, M16X1.5-08-B THIN ZINC	F81036-6	1

2

Side Fence (CE Version Only)*Middle Support Bracket (Moving Side Fence)*

REF.	DESCRIPTION (◆ Indicates Parts Available In Assemblies Only)	PART #	QTY	
13	PIN, 45308DNW DETENT	089939	1	
14	NUT, M8-8-B HEX NYLON ZINC LOCK	F81032-2	7	
15	NUT, M6-8-B HEX NYLON ZINC LOCK	F81031-2	2	
16	BOLT, 8/M6X25-12.9 ISO 7379 SHOULDER	F81001-47	2	
17	BOLT, 10/M8X60-12.9 ISO7379/BN1359 BOSSARD SHOULDER	F81003-79	1	
	ARM, MIDDLE MOVING - COMPLETE	515204	1	
18	ARM, MIDDLE MOVING	515205-1	1	
19	BUSHING, TUF1 10x090 CX	099074	2	
20	CAP, 40X40X(3-4) MOSS TUBE END	097480	1	
21	FITTING, M6 PN/M-86002 GREASE	086280	1	
22	SPRING, MS10-1-1F-1F-1000-100-460 (EUROTECHNIKA) GAS	099446	1	
23	BOLT, M8X50-8.8 HEX HEAD FULL THREAD ZINC	F81002-19	4	
24	CAP, 40X40X(3-4) MOSS TUBE END	097480	2	

2.6 Side Fence Barriers

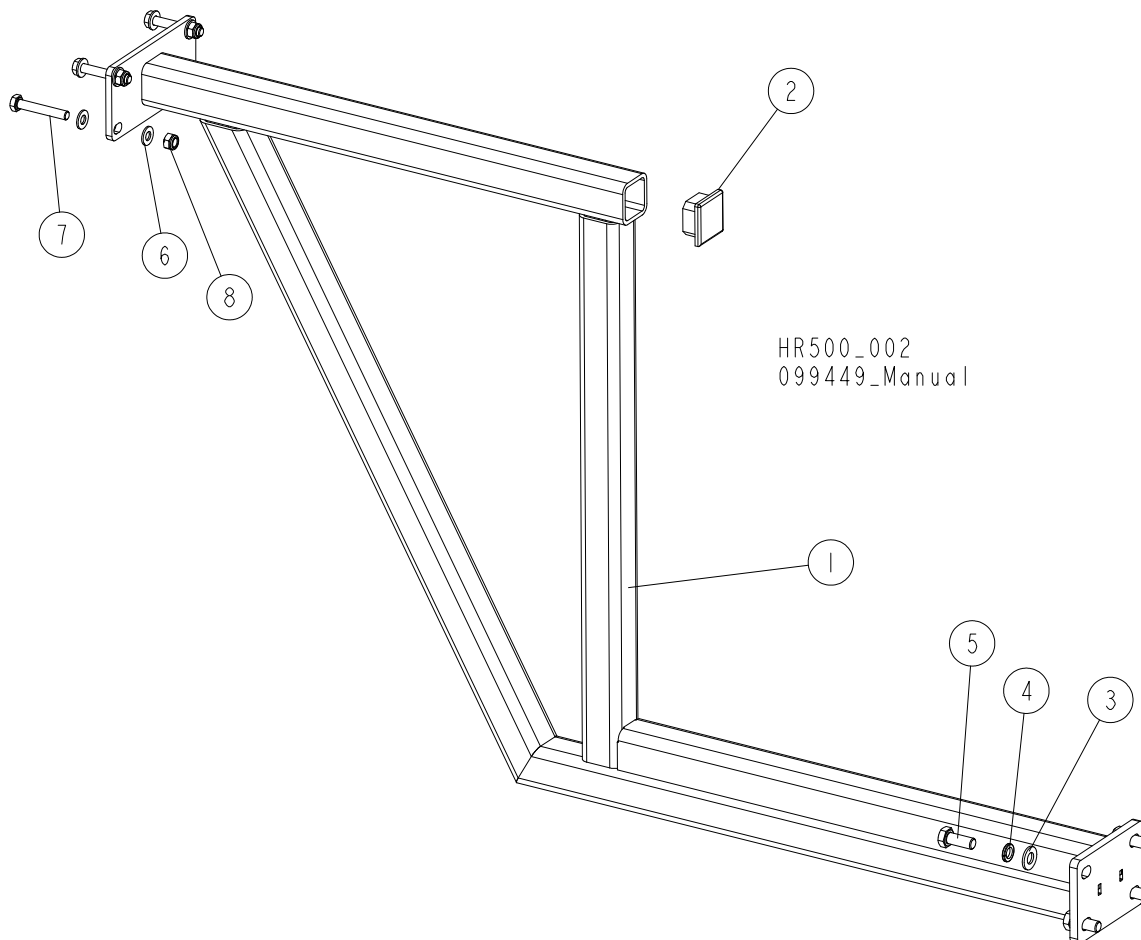


REF.	DESCRIPTION (◆ Indicates Parts Available In Assemblies Only)	PART #	QTY
	BARRIER, HR700-1/HR700-2 SIDE FENCE - COMPLETE	514367	1/0/0
	BARRIER, HR700-3/HR700-4 SIDE FENCE - COMPLETE	514366	0/1/0
	BARRIER, HR700-5/HR700-6 SIDE FENCE - COMPLETE	514215	0/0/1
1	BARRIER, HR700-1/HR700-2 SIDE FENCE	514359-1	1/0/0
	BARRIER, HR700-3/HR700-4 SIDE FENCE	514218-1	0/1/0
	BARRIER, HR700-5/HR700-6 SIDE FENCE	514216-1	0/0/1
2	DECAL, SAFETY WARNING (BLACK & YELLOW)	099368	1/2/4
3	BOLT, M8X20-8.8 CARRIAGE HEAD ZINC	F81002-11	8
4	WASHER, 8.4 FLAT ZINC	F81054-1	8
5	NUT, M8-8-B HEX NYLON ZINC LOCK	F81032-2	8

2 Side Fence (CE Version Only)

Middle Support Bracket (Fixed Side Fence)

2.7 Middle Support Bracket (Fixed Side Fence)

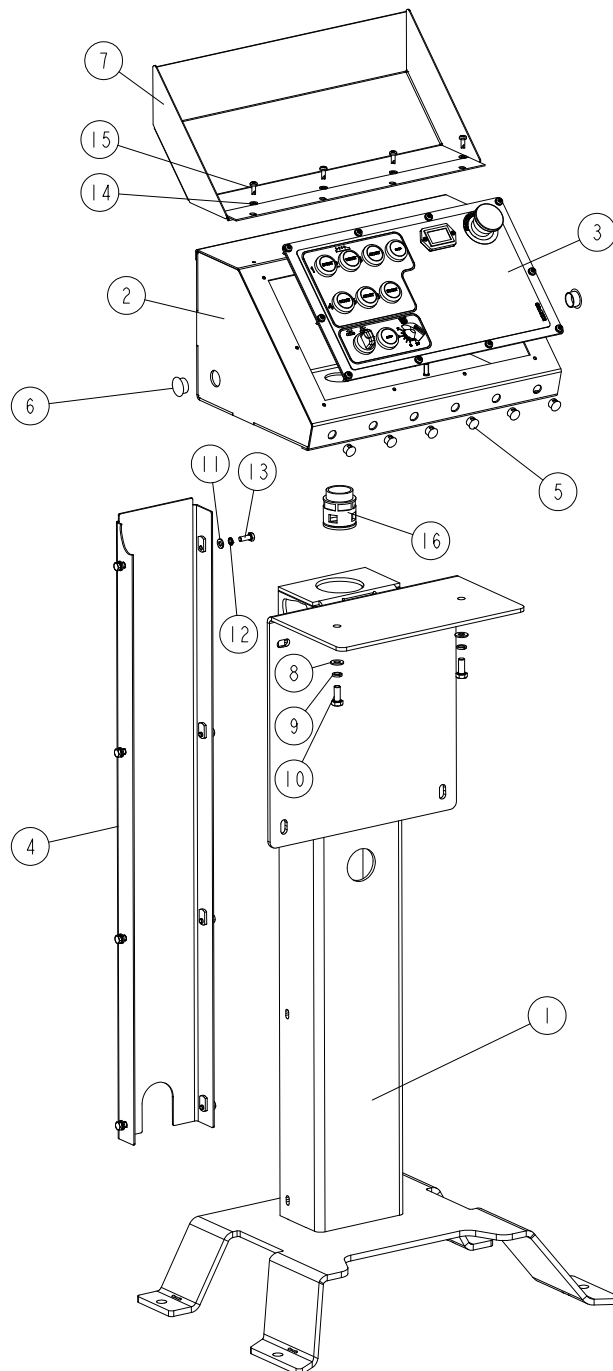


REF.	DESCRIPTION (◆ Indicates Parts Available In Assemblies Only)	PART #	QTY
	BRACKET, FIXED SIDE FENCE MIDDLE SUPPORT - COMPLETE	515229	1
1	BRACKET, FIXED SIDE FENCE MIDDLE SUPPORT	515230-1	1
2	CAP, 40X40X(3-4) MOSS TUBE END	097480	1
3	WASHER, 10.5 FLAT ZINC	F81055-1	4
4	WASHER, Z 10.2 SPLIT LOCK ZINC	F81055-2	4
5	BOLT, M10X25 8.8 HEX HEAD FULL THREAD	F81003-31	4
6	WASHER, 8.4 FLAT ZINC	F81054-1	8
7	BOLT, M8X50-8.8 HEX HEAD FULL THREAD ZINC	F81002-19	4
8	NUT, M8-8-B HEX NYLON ZINC LOCK	F81032-2	4

SECTION 3 CONTROL BOX

3.1 Control Box

522770_001
522770_MANUAL



REF.	DESCRIPTION (* Indicates Parts Available in Assemblies Only)	PART NO.	QTY	
	BOX, HR500-1/700-1 CONTROL - COMPLETE	522760	1	
	BOX, HR500-2/700-2 CONTROL - COMPLETE	522762	1	
	BOX, HR500-3/700-3 CONTROL - COMPLETE	522764	1	

3

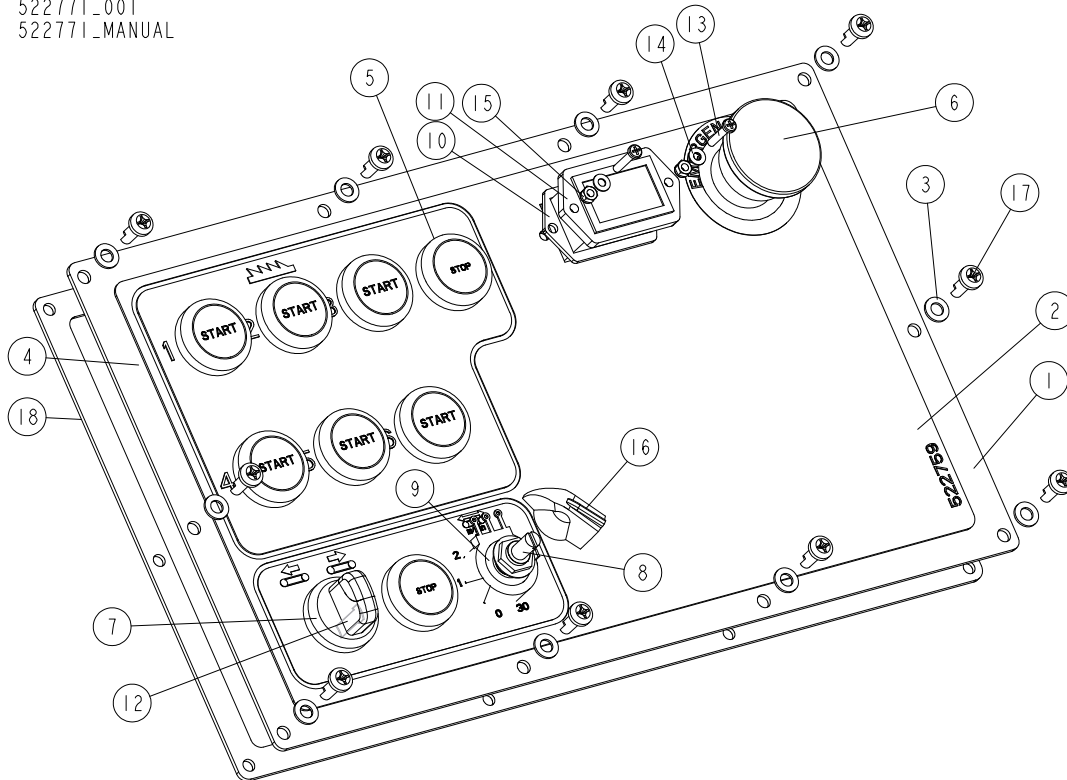
Control Box

Control Box

REF.	DESCRIPTION (* Indicates Parts Available in Assemblies Only)	PART NO.	QTY	
	BOX, HR500-4/700-4 CONTROL - COMPLETE	522766	1	
	BOX, HR500-5/700-5 CONTROL - COMPLETE	522768	1	
-	BOX, HR500-6/700-6 CONTROL - COMPLETE	522770	1	
1	PEDESTAL, CONTROL BOX	505555-1	1	
2	BOX WELDMENT	510061-1	1	
3	PANEL, HR500-6/700-6 FRONT CONTROL - COMPLETE See Section 3.2	522771	1	
	PANEL, HR500-1/700-1 FRONT CONTROL - COMPLETE See Section 3.2	522761		
	PANEL, HR500-2/700-2 FRONT CONTROL - COMPLETE See Section 3.2	522763		
	PANEL, HR500-3/700-3 FRONT CONTROL - COMPLETE See Section 3.2	522765		
	PANEL, HR500-4/700-4 FRONT CONTROL - COMPLETE See Section 3.2	522767		
	PANEL, HR500-5/700-5 FRONT CONTROL - COMPLETE See Section 3.2	522769		
4	PLATE, WM1000 PEDESTAL REAR	504499-1	1	
5	CAP, HEYMAN DP-812 12.7 HOLE	086773	6	
6	CAP, SR1086 22.2 HOLE	093544	2	
7	COVER, CONTROL BOX - COMPLETE	097135-1	1	
8	WASHER, 8.4 FLAT ZINC	F81054-1	2	
9	WASHER, 8.2 SPLIT LOCK ZINC	F81054-4	2	
10	BOLT, M8X20 8.8 HEX HEAD FULL THREAD ZINC	F81002-4	2	
11	WASHER, 6.4 FLAT ZINC	F81053-1	8	
12	WASHER, Z6.1 SPLIT LOCK ZINC	F81053-3	8	
13	BOLT, M6X16-8.8 HEX HEAD FULL THREAD ZINC	F81001-15	8	
14	WASHER, 5.3 FLAT ZINC	F81052-1	4	
15	BOLT, #10-24X1/2 PH PAN HEAD, TYPE 23	F05015-17	4	
16	GLAND, KCLICK-GP29 RILL 29 CONDUIT	086576	1	

3.2 Front Control Panel

522771_001
522771_MANUAL



REF.	DESCRIPTION (* Indicates Parts Available in Assemblies Only)	PART NO.	QTY
	PANEL, HR500-1/700-1 FRONT CONTROL - COMPLETE	522761	1
	PANEL, HR500-2/700-2 FRONT CONTROL - COMPLETE	522763	1
	PANEL, HR500-3/700-3 FRONT CONTROL - COMPLETE	522765	1
	PANEL, HR500-4/700-4 FRONT CONTROL - COMPLETE	522767	1
	PANEL, HR500-5/700-5 FRONT CONTROL - COMPLETE	522769	1
-	PANEL, HR500-6/700-6 FRONT CONTROL - COMPLETE	522771	1
1	PANEL, HR500/700 FRONT CONTROL	521655-1	1
2	DECAL, HR500/700 CONTROL BOX	522759	1
3	WASHER, 5.3 FLAT ZINC	F81052-1	10
4	BUTTON, M22 24V GREEN ILLUMINATED START	090925	6
5	BUTTON, M22 RED STOP	090926	2
6	BUTTON, XB4 BS542 EMERGENCY STOP	086556	1
7	SWITCH, M22 3-POSITION GREEN ILLUMINATED	091359	1
8	POTENTIOMETER, 5K 53C35K	504389	1
9	WASHER, 1/2"X3/4"X 5/8" NYLON	P05251-1	1
10	GASKET, HOUR METER	093346	1
11	METER, HOUR (HOBBS-HONEYWELL)	093166	1
12	ADAPTER, M22-XC-Y CODING	092687	1
13	SCREW, M3X16 5.8-B CROSS RECESSED PAN HEAD ZINC	F81028-3	2
14	WASHER, 3.2 FLAT ZINC	F81050-2	2
15	NUT, M3-6 HEX NYLON ZINC LOCK	F81028-2	2
16	KNOB, SPEED CONTROL	P06257	1

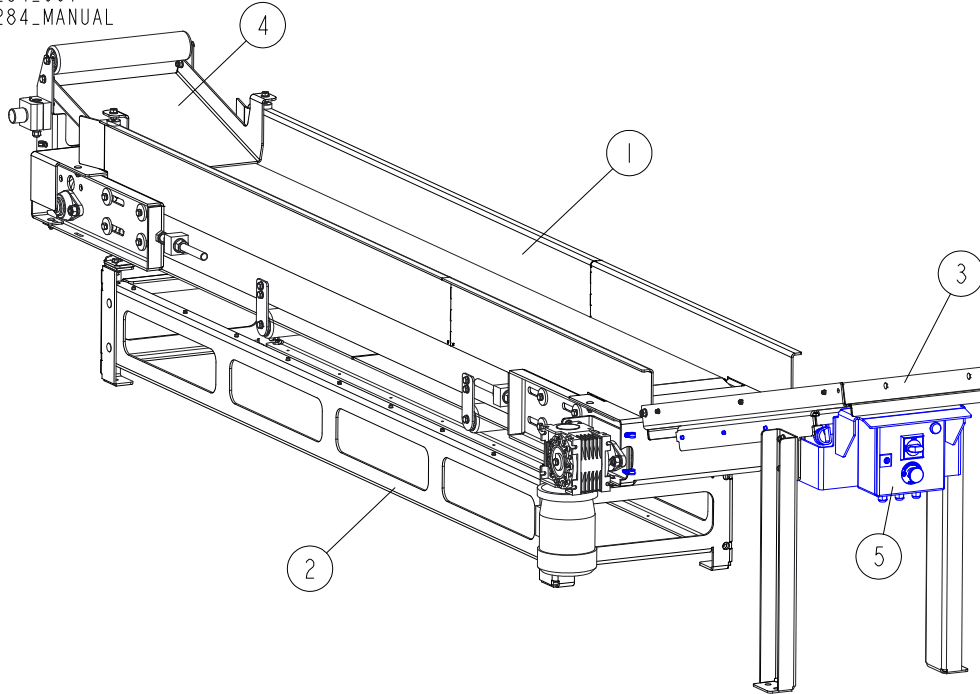
3**Control Box***Front Control Panel*

REF.	DESCRIPTION (* Indicates Parts Available in Assemblies Only)	PART NO.	QTY	
17	BOLT, #10-24X1/2 PH	F05015-17	10	
18	GASKET, CONTROL BOX	097132	1	

SECTION 4 RETURN CONVEYORS (OPTION)

4.1 Return Conveyor, HR500-1/HR700-1/HR500-2/HR700-2

525284_001
525284_MANUAL



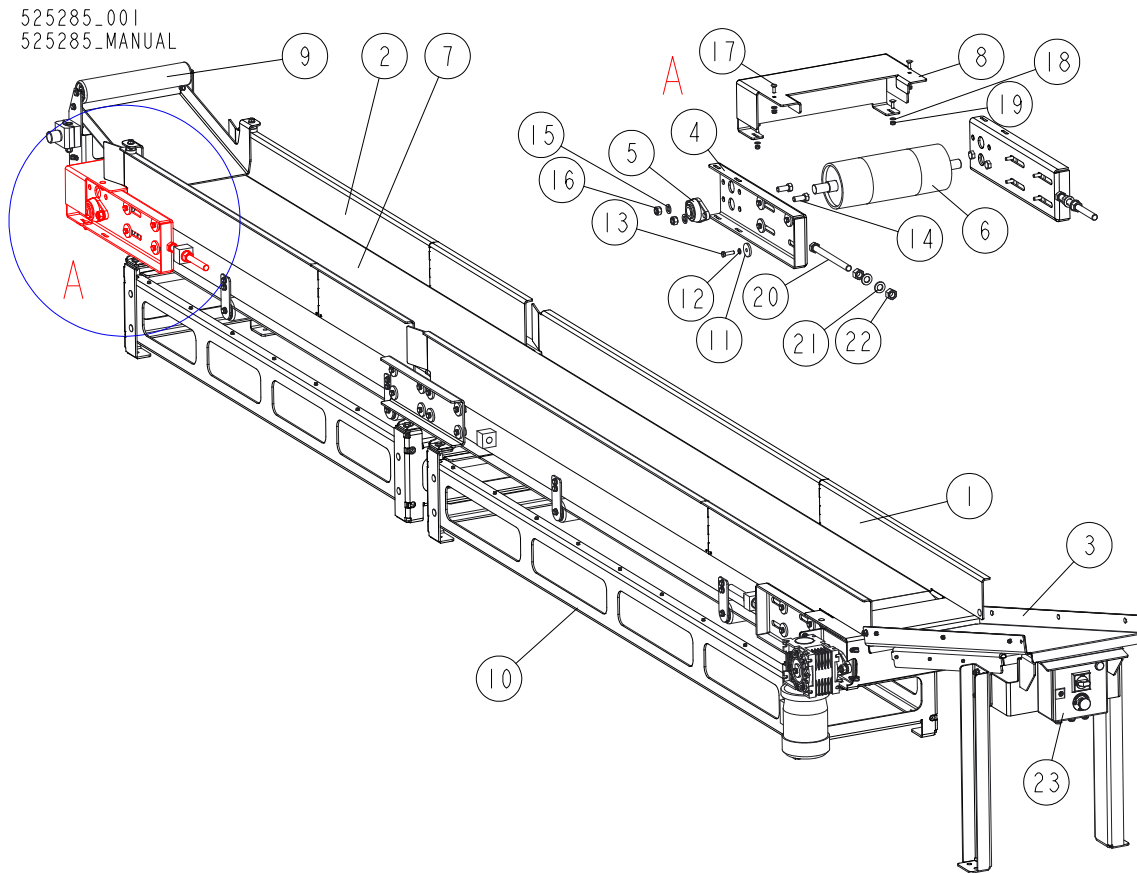
REF.	DESCRIPTION (* indicates parts available in assemblies only)	PART NO.	QTY
-	RETURN CONVEYOR, HR500-1/HR700-1/HR500-2/HR700-2 - COMPLETE	525284	1
1	CONVEYOR, HR500/HR700 MAIN RETURN - COMPLETE See Section 4.5	522740	1
2	BASE, MAIN RETURN CONVEYOR - COMPLETE See Section 4.7	525298	1
3	TABLE, REAR INCLINE - COMPLETE See Section 4.8	522741	1
4	ROLLER, FRONT - COMPLETE See Section 4.9	522755	1
5	BOX, ELECTRIC See Section 4.10	525316	1

4

Return Conveyors (Option)

Return Conveyor, HR500-3/HR700-3/HR500-4/HR700-4

4.2 Return Conveyor, HR500-3/HR700-3/HR500-4/HR700-4



REF.	DESCRIPTION (* indicates parts available in assemblies only)	PART NO.	QTY
-	CONVEYOR, HR500-3/HR700-3/HR500-4/HR700-4 RETURN - COMPLETE	525285	1
1	CONVEYOR, HR500/HR700 MAIN RETURN See Section 4.6	525295	1
2	EXTENSION, RETURN CONVEYOR TABLE - COMPLETE See Section 4.4	525288	1
3	TABLE, REAR INCLINE - COMPLETE See Section 4.8	522741	1
4	BRACKET, HR110/115 PULLEY MOUNT	504133-1	2
5	BEARING, UCFL 206 (CX) BALL	090851	2
6	PULLEY WELDMENT, HR110/115 IDLE SIDE	503776-1	1
7	BELT, L=11300 B=380	525296	1
8	GUARD, HR110/115 BELT RIGHT	504134-1	1
9	ROLLER, FRONT - COMPLETE See Section 4.9	522755	1
10	BASE, MAIN RETURN CONVEYOR - COMPLETE See Section 4.7	525298	1
11	WASHER, 10.5/45-6 ZINC-PLATED	086286-1	8
12	WASHER, Z 10.2 SPLIT LOCK ZINC	F81055-2	8
13	BOLT, M10X35 8.8 HEX HEAD FULL THREAD ZINC	F81003-17	8
14	BOLT, M16X40-8.8 HEX HEAD FULL THREAD ZINC	F81006-13	4
15	WASHER, 17 SPLIT LOCK ZINC	F81058-1	4
16	NUT, M16-8 HEX NYLON ZINC LOCK	F81036-2	4
17	BOLT, M8X25-8.8 CARRIAGE ZINC	F81002-59	4
18	WASHER, 8.4 FLAT ZINC	F81054-1	4
19	NUT, M8-8-B HEX NYLON ZINC LOCK	F81032-2	4

Return Conveyors (Option)

Return Conveyor, HR500-3/HR700-3/HR500-4/HR700-4

4

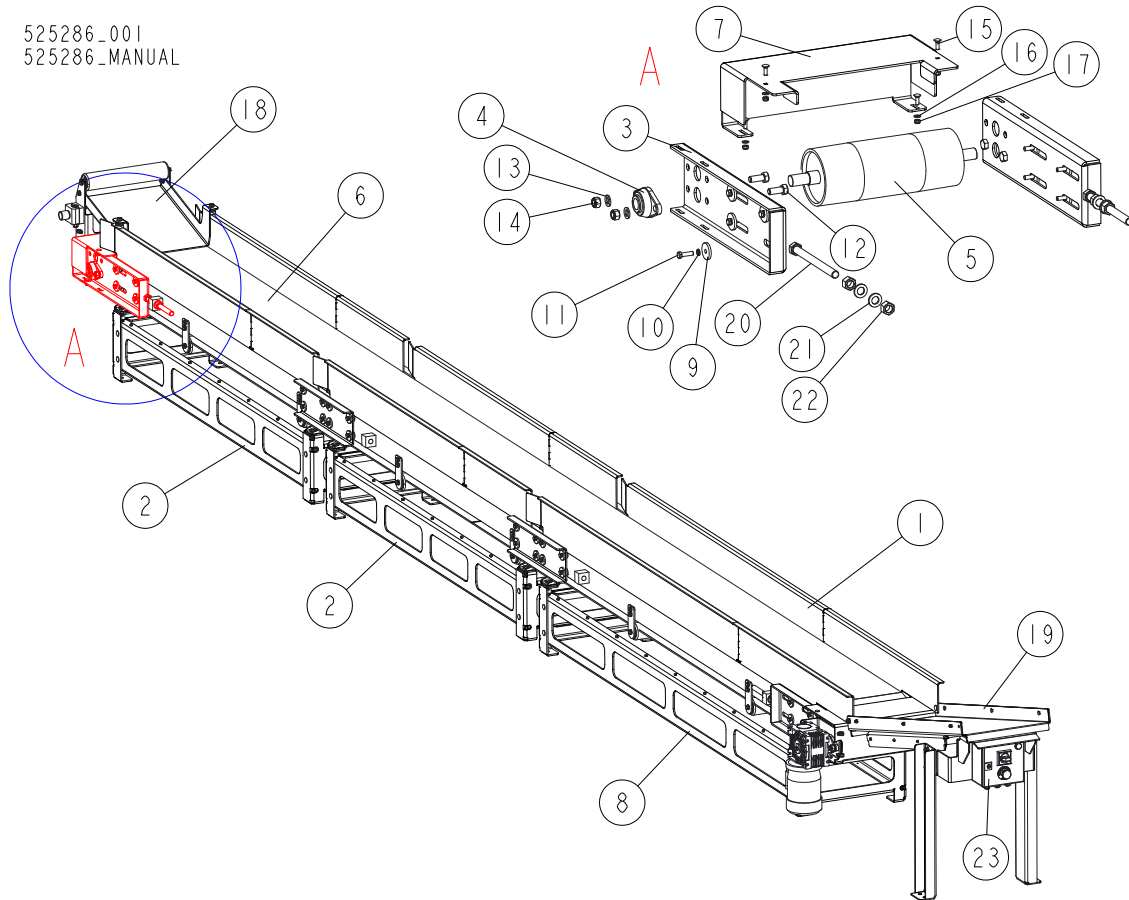
REF.	DESCRIPTION (* indicates parts available in assemblies only)	PART NO.	QTY	
20	BOLT, M20X240-8.8 HEX HEAD FULL THREAD ZINC	F81007-1	2	
21	WASHER, 21 FLAT ZINC	F81059-2	4	
22	NUT, M20-8 HEX ZINC	F81037-1	4	
23	BOX, ELECTRIC See Section 4.10	525316	1	

4

Return Conveyors (Option)

Return Conveyor, HR500-5/HR700-5/HR500-6/HR700-6

4.3 Return Conveyor, HR500-5/HR700-5/HR500-6/HR700-6



REF.	DESCRIPTION (* indicates parts available in assemblies only)	PART NO.	QTY
-	RETURN CONVEYOR, HR500-5/HR700-5/HR500-6/HR700-6	525286	1
1	CONVEYOR, HR500/HR700 MAIN RETURN See Section 4.6	525295	1
2	EXTENSION, RETURN CONVEYOR TABLE - COMPLETE See Section 4.4	525288	2
3	BRACKET, HR110/115 PULLEY MOUNT	504133-1	2
4	BEARING, UCFL 206 (CX) BALL	090851	2
5	PULLEY WELDMENT, HR110/115 IDLE SIDE	503776-1	1
6	BELT, L=15650 B=380	525297	1
7	GUARD, HR110/115 BELT RIGHT	504134-1	1
8	BASE, MAIN RETURN CONVEYOR - COMPLETE See Section 4.7	525298	1
9	WASHER, 10.5/45-6 ZINC-PLATED	086286-1	8
10	WASHER, Z 10.2 SPLIT LOCK ZINC	F81055-2	8
11	BOLT, M10X35 8.8 HEX HEAD FULL THREAD ZINC	F81003-17	8
12	BOLT, M16X40-8.8 HEX HEAD FULL THREAD ZINC	F81006-13	4
13	WASHER, 17 SPLIT LOCK ZINC	F81058-1	4
14	NUT, M16-8 HEX NYLON ZINC LOCK	F81036-2	4
15	BOLT, M8X25-8.8 CARRIAGE ZINC	F81002-59	4
16	WASHER, 8.4 FLAT ZINC	F81054-1	4
17	NUT, M8-8-B HEX NYLON ZINC LOCK	F81032-2	4
18	ROLLER, FRONT - COMPLETE See Section 4.9	522755	1
19	TABLE, REAR INCLINE - COMPLETE See Section 4.8	522741	1

Return Conveyors (Option)

Return Conveyor, HR500-5/HR700-5/HR500-6/HR700-6

4

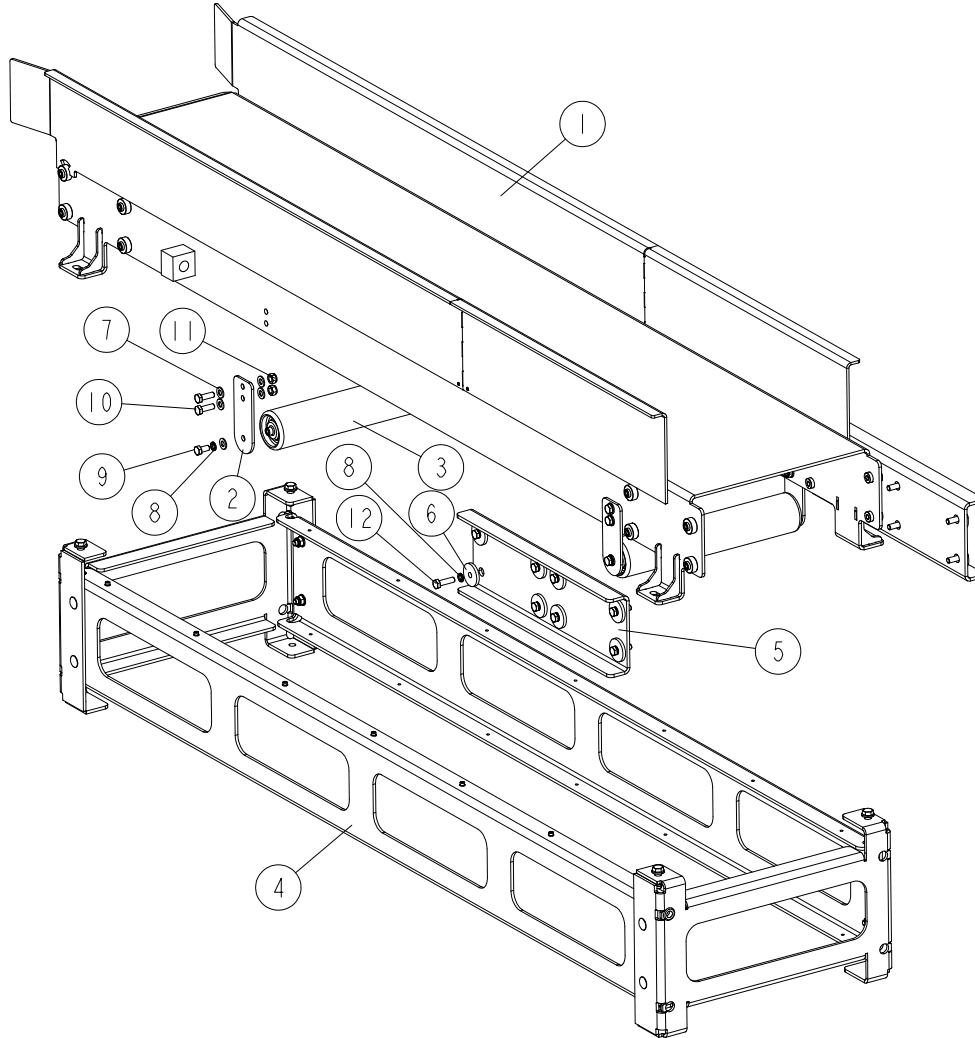
REF.	DESCRIPTION (* indicates parts available in assemblies only)	PART NO.	QTY	
20	BOLT, M20X240-8.8 HEX HEAD FULL THREAD ZINC	F81007-1	2	
21	WASHER, 21 FLAT ZINC	F81059-2	4	
22	NUT, M20-8 HEX ZINC	F81037-1	4	
23	BOX, ELECTRIC See Section 4.10	525316	1	

4

Return Conveyors (Option) Return Conveyor Table Extension

4.4 Return Conveyor Table Extension

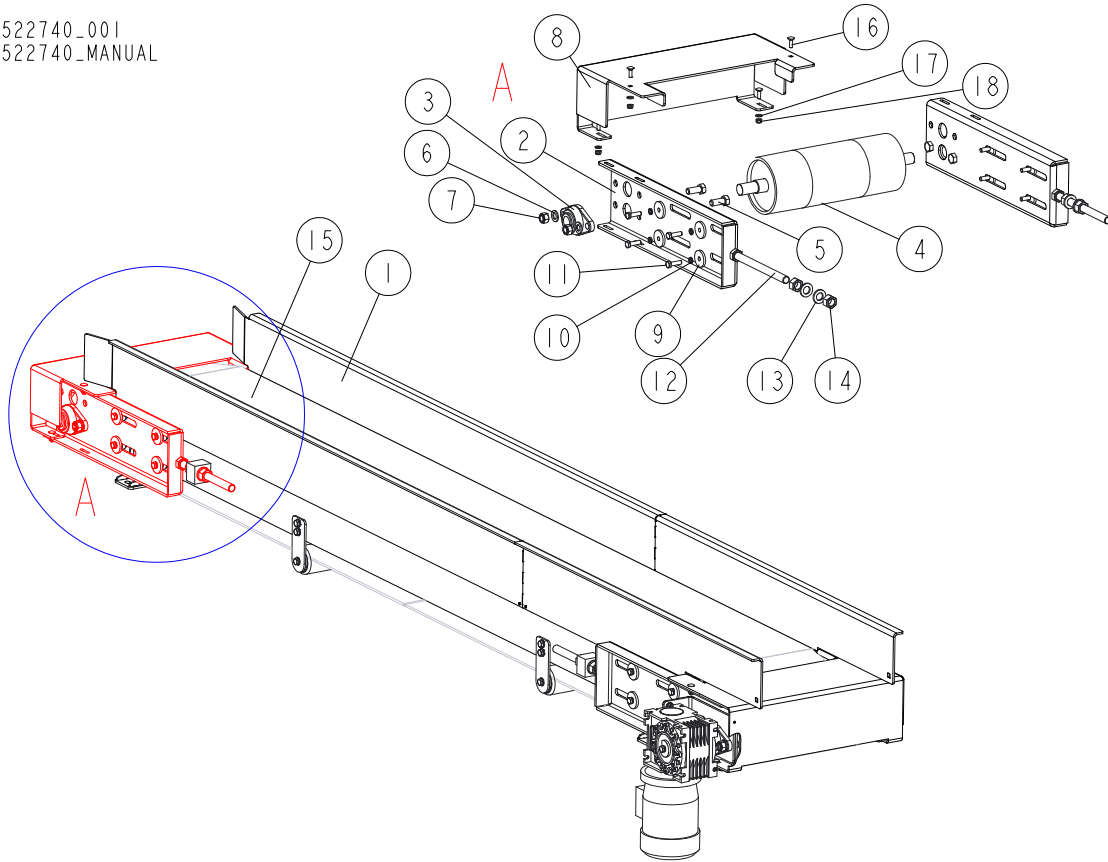
525288_001
525288_MANUAL



REF.	DESCRIPTION (* indicates parts available in assemblies only)	PART NO.	QTY
-	EXTENSION, RETURN CONVEYOR TABLE - COMPLETE	525288	1
1	EXTENSION, RETURN CONVEYOR	525289-1	1
2	PLATE, HR110/115 ROLLER MOUNT	503782-1	4
3	ROLLER, N76.1X400 W/M10 INTERNAL THREAD	093787	2
4	BASE, CONVEYOR TABLE EXTENSION - COMPLETE See Section 4.7	525304	1
5	BRACKET, CONVEYOR TABLE ZINC-PLATED CONNECTION	525307-1	2
6	WASHER, 10.5/45-6 ZINC-PLATED	086286-1	16
7	WASHER, 10.5 FLAT ZINC	F81055-1	20
8	WASHER, Z 10.2 SPLIT LOCK ZINC	F81055-2	20
9	BOLT, M10X20-8.8 HEX HEAD FULL THREAD ZINC	F81003-1	4
10	BOLT, M10X30-8.8 HEX HEAD FULL THREAD ZINC	F81003-2	8
11	NUT, M10-8-BZ HEX NYLON ZINC LOCK	F81033-1	8
12	BOLT, M10X35 8.8 HEX HEAD FULL THREAD ZINC	F81003-17	16

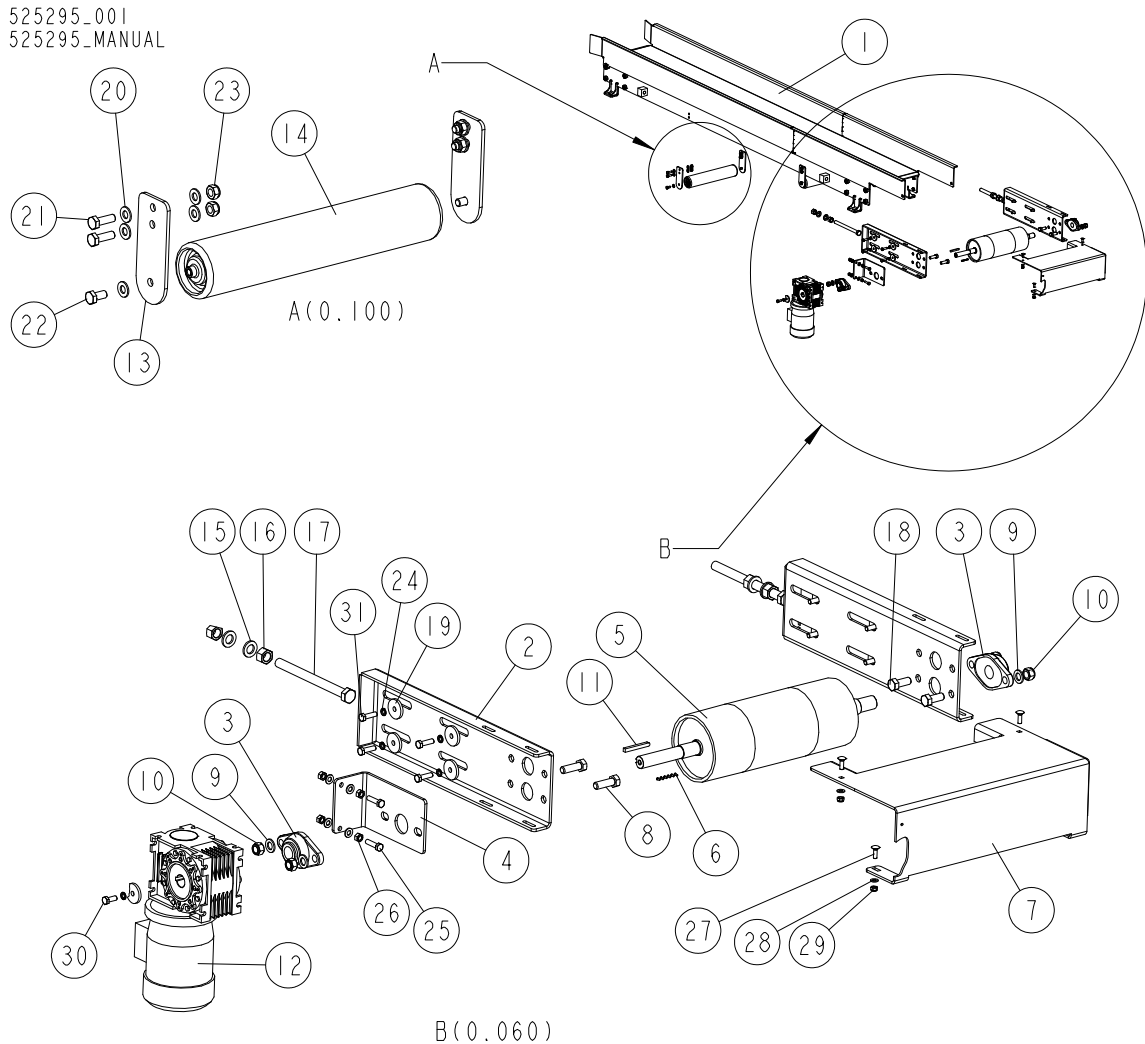
4.5 Main Return Conveyor

522740-001
522740_MANUAL



REF.	DESCRIPTION (* indicates parts available in assemblies only)	PART NO.	QTY
-	CONVEYOR, HR500/HR700 MAIN RETURN - COMPLETE	522740	1
1	CONVEYOR, HR500/HR700 MAIN RETURN See Section 4.6	525295	1
2	BRACKET, HR110/115 PULLEY MOUNT	504133-1	2
3	BEARING, UCFL 206 (CX) BALL	090851	2
4	PULLEY WELDMENT, HR110/115 IDLE SIDE	503776-1	1
5	BOLT, M16X40-8.8 HEX HEAD FULL THREAD ZINC	F81006-13	4
6	WASHER, 17 SPLIT LOCK ZINC	F81058-1	4
7	NUT, M16-8 HEX NYLON ZINC LOCK	F81036-2	4
8	GUARD, HR110/115 BELT RIGHT	504134-1	1
9	WASHER, 10.5/45-6 ZINC-PLATED	086286-1	8
10	WASHER, Z 10.2 SPLIT LOCK ZINC	F81055-2	8
11	BOLT, M10X35 8.8 HEX HEAD FULL THREAD ZINC	F81003-17	8
12	BOLT, M20X240-8.8 HEX HEAD FULL THREAD ZINC	F81007-1	2
13	WASHER, 21 FLAT ZINC	F81059-2	4
14	NUT, M20-8 HEX ZINC	F81037-1	4
15	BELT, L=6900 B=380	522752	1
16	BOLT, M8X25-8.8 CARRIAGE ZINC	F81002-59	4
17	WASHER, 8.4 FLAT ZINC	F81054-1	4
18	NUT, M8-8-B HEX NYLON ZINC LOCK	F81032-2	4

4.6 Main Return Conveyor



REF.	DESCRIPTION (* indicates parts available in assemblies only)	PART NO.	QTY
-	CONVEYOR, HR500/HR700 MAIN RETURN	525295	1
1	TABLE, HR500/HR700 MAIN RETURN CONVEYOR	522737-1	1
2	BRACKET, HR110/115 PULLEY MOUNT	504133-1	2
3	BEARING, UCFL 206 (CX) BALL	090851	2
4	ARM, HR110/115 TORQUE	504856-1	1
-	PULLEY, DRIVE W/LAGGING	506519	1
5	PULLEY WELDMENT, HR110/115 DRIVE	503781-1	1
-	ADHESIVE, TEXCOL	090875	1
6	RIVET, P AL/FE 4X10 TUBULAR W/CORE	F81021-1	6
7	GUARD, HR BELT LEFT	504122-1	1
8	BOLT, M16X50-8.8 HEX HEAD FULL THREAD ZINC	F81006-7	2
9	WASHER, 17 SPLIT LOCK ZINC	F81058-1	4
10	NUT, M16-8 HEX NYLON ZINC LOCK	F81036-2	4
11	KEY, AB 8X7X70 PARALLEL	089231	1
12	MOTOREDUCER, MR-63/49/0.55-1400/F3/N+S/V6	505080	1
13	PLATE, HR110/115 ROLLER MOUNT	503782-1	4

REF.	DESCRIPTION (* indicates parts available in assemblies only)	PART NO.	QTY	
14	ROLLER, N76.1X400 W/M10 INTERNAL THREAD	093787	2	
15	WASHER, 21 FLAT ZINC	F81059-2	4	
16	NUT, M20-8 HEX ZINC	F81037-1	4	
17	BOLT, M20X240-8.8 HEX HEAD FULL THREAD ZINC	F81007-1	2	
18	BOLT, M16X40-8.8 HEX HEAD FULL THREAD ZINC	F81006-13	2	
19	WASHER, 10.5/45-6 ZINC-PLATED	086286-1	9	
20	WASHER, 10.5 FLAT ZINC	F81055-1	24	
21	BOLT, M10X30-8.8 HEX HEAD FULL THREAD ZINC	F81003-2	8	
22	BOLT, M10X20-8.8 HEX HEAD FULL THREAD ZINC	F81003-1	4	
23	NUT, M10-8-B HEX NYLON ZINC LOCK	F81033-1	8	
24	WASHER, Z 10.2 SPLIT LOCK ZINC	F81055-2	9	
25	BOLT, M10X40-8.8 HEX HEAD FULL THREAD ZINC	F81003-16	2	
26	NUT, M10 8 HEX ZINC	F81033-3	4	
27	BOLT, M8X25-8.8 CARRIAGE ZINC	F81002-59	4	
28	WASHER, 8.4 FLAT ZINC	F81054-1	4	
29	NUT, M8-8-B HEX NYLON ZINC LOCK	F81032-2	4	
30	BOLT, M10X25 8.8 HEX HEAD FULL THREAD ZINC	F81003-11	1	
31	BOLT, M10X35 8.8 HEX HEAD FULL THREAD ZINC	F81003-17	8	

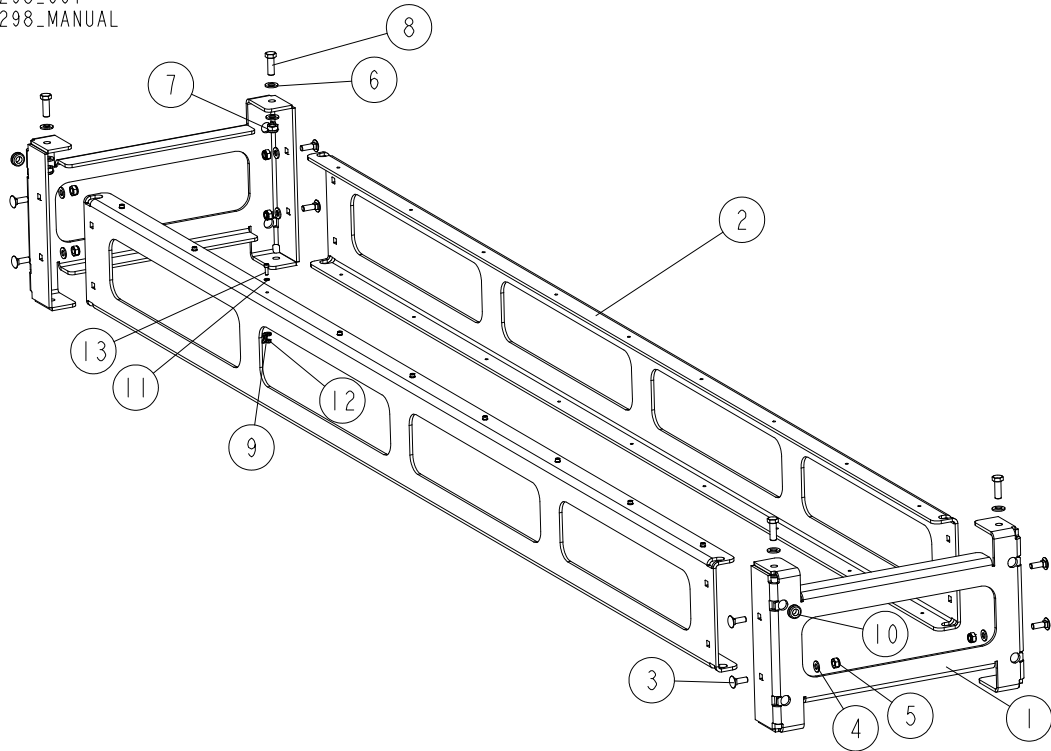
4

Return Conveyors (Option)

Main Return Conveyor Base

4.7 Main Return Conveyor Base

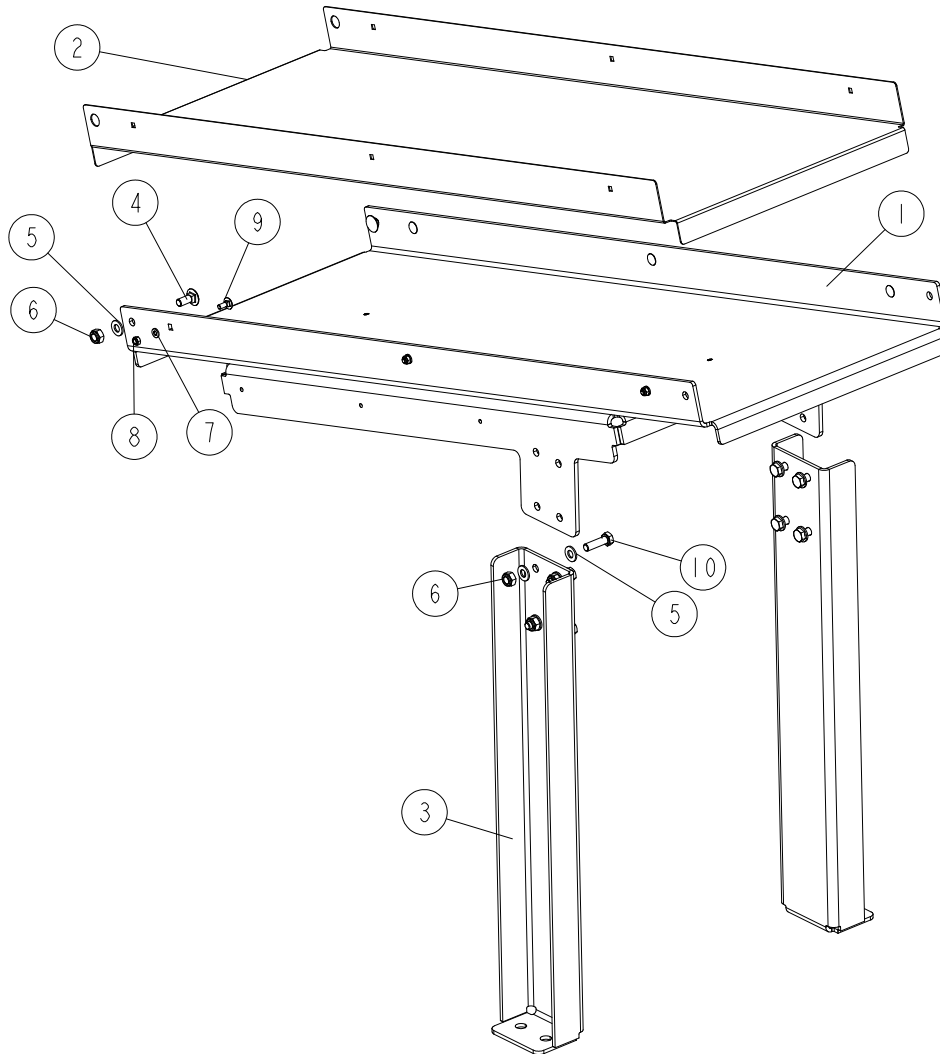
525298_001
525298_MANUAL



REF.	DESCRIPTION (* indicates parts available in assemblies only)	PART NO.	QTY	QTY
-	BASE, MAIN RETURN CONVEYOR - COMPLETE	525298	1	-
-	BASE, MAIN RETURN CONVEYOR - COMPLETE	525304	-	1
1	LEG, CONVEYOR BASE	525299-1	2	2
2	BEAM, LONG SIDE	525303-1	2	2
	BEAM, SHORT SIDE	525305-1	2	2
3	BOLT, M10X30-8.8 CARRIAGE ZINC	F81003-101	8	8
4	WASHER, 10.5 FLAT ZINC	F81055-1	8	8
5	NUT, M10-8-B HEX NYLON ZINC LOCK	F81033-1	8	8
6	WASHER, 13 FLAT ZINC	F81056-1	8	8
7	NUT, M12 8 HEX NYLON ZINC LOCK	F81034-2	4	4
8	BOLT, M12X35 8.8 HEX HEAD FULL THREAD ZINC	F81004-24	4	4
9	CLIP, RSGU 1.10/12W1 METAL & RUBBER RETAINING	086861	9	7
10	GROMMET, 20/13 RUBBER	086188	2	2
11	WASHER, 5.3 FLAT ZINC	F81052-1	9	7
12	NUT, M5-8 DIN985 ZINC-PLATED	F81030-2	9	7
13	SCREW, M5X16-8.8 HEX SOCKET HEAD CAP ZINC	F81000-25	9	7

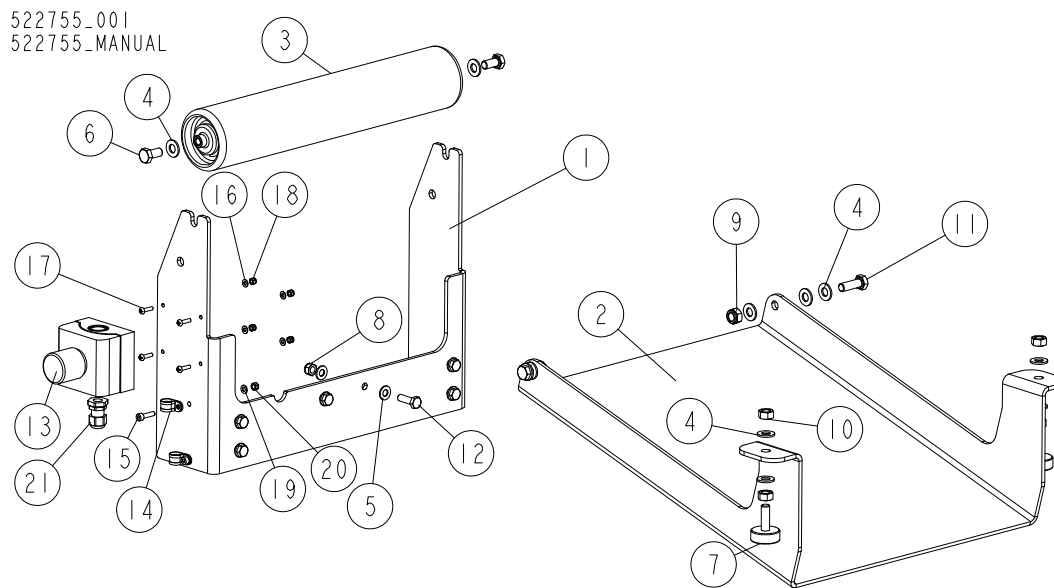
4.8 Rear Incline Table

522741_001
522741_MANUAL



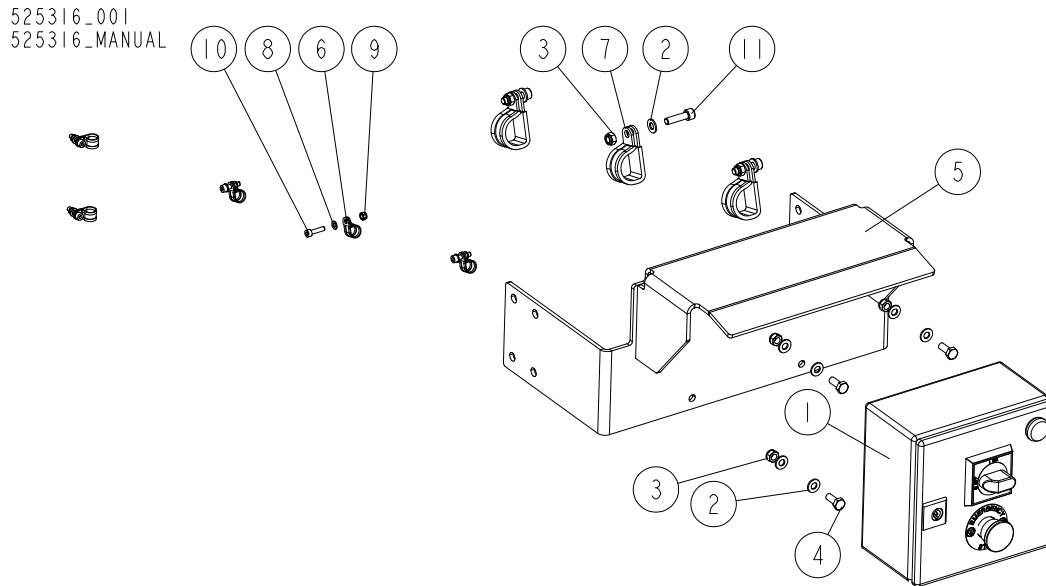
REF.	DESCRIPTION (* indicates parts available in assemblies only)	PART NO.	QTY
-	TABLE, REAR INCLINE - COMPLETE	522741	1
1	PLATE, BASE	522742-1	1
2	PLATE, TOP SLIDE	522745	1
3	LEG, REAR INCLINE TABLE	522750-1	2
4	BOLT, M10X25-8.8 CARRIAGE ZINC	F81003-59	2
5	WASHER, 10.5 FLAT ZINC	F81055-1	18
6	NUT, M10-8-B HEX NYLON ZINC LOCK	F81033-1	10
7	WASHER, 6.4 FLAT ZINC	F81053-1	6
8	NUT, M6-8-B HEX NYLON ZINC LOCK	F81031-2	6
9	BOLT, M6X16-8.8 CARRIAGE ZINC	F81001-36	6
10	BOLT, M10X35 8.8 HEX HEAD FULL THREAD ZINC	F81003-17	8

4.9 Front Roller



REF.	DESCRIPTION (* indicates parts available in assemblies only)	PART NO.	QTY
-	ROLLER, FRONT - COMPLETE	522755	1
1	BRACKET, FRONT ROLLER MOUNT	522756-1	1
2	PLATE, INCLINE	522757-1	1
3	ROLLER, N76.1X400 W/M10 INTERNAL THREAD	093787	1
4	WASHER, 10.5 FLAT ZINC	F81055-1	12
5	WASHER, 8.4 FLAT ZINC	F81054-1	12
6	BOLT, M10X20-8.8 HEX HEAD FULL THREAD ZINC	F81003-1	2
7	FOOT, M10	092839	2
8	NUT, M8-8-B HEX NYLON ZINC LOCK	F81032-2	6
9	NUT, M10-8-B HEX NYLON ZINC LOCK	F81033-1	2
10	NUT, M10 8 HEX ZINC	F81033-3	4
11	BOLT, M10X30-8.8 HEX HEAD FULL THREAD ZINC	F81003-2	2
12	BOLT, M8X25-8.8-B HEX HEAD FULL THREAD ZINC	F81002-5	6
13	SWITCH, M22-PV/KCO2 EMERGENCY STOP	094726	1
14	CLIP, RSGU 1.10/12W1 METAL & RUBBER RETAINING	086861	2
15	SCREW, M5X20 8.8 HEX SOCKET HEAD CAP ZINC	F81000-72	2
16	WASHER, 4.3 FLAT ZINC	F81051-2	4
17	SCREW, M4X16 5.8-B CROSS RECESSED PAN HEAD ZINC	F81011-42	4
18	NUT, M4-8 HEX NYLON ZINC LOCK	F81029-1	4
19	WASHER, 5.3 FLAT ZINC	F81052-1	2
20	NUT, M5-8 DIN985 ZINC-PLATED	F81030-2	2
21	GLAND, DP 9/H CABLE	F81096-2	1

4.10 Electric Box Assembly



REF.	DESCRIPTION (* indicates parts available in assemblies only)	PART NO.	QTY
-	BOX, RETURN CONVEYOR ELECTRIC	525316	1
1	BOX, (200X200X120) ELECTRIC - COMPLETE See Section 4.11	527155	1
2	WASHER, 8.4 FLAT ZINC	F81054-1	11
3	NUT, M8-8-B HEX NYLON ZINC LOCK	F81032-2	7
4	BOLT, M8X20 8.8 HEX HEAD FULL THREAD ZINC	F81002-4	4
5	BRACKET, 200X200X120 ELECTRIC BOX MOUNT	525318-1	1
6	CLIP, RSGU 1.10/12W1 METAL & RUBBER RETAINING	086861	5
7	CLIP, RSGU 1.30/20 W1 METAL & RUBBER RETAINING	F81087-1	3
8	WASHER, 5.3 FLAT ZINC	F81052-1	5
9	NUT, M5-8 DIN985 ZINC-PLATED	F81030-2	5
10	SCREW, M5X20 8.8 HEX SOCKET HEAD CAP ZINC	F81000-72	5
11	SCREW, M8X30-8.8 HEX SOCKET HEAD CAP ZINC	F81002-31	3

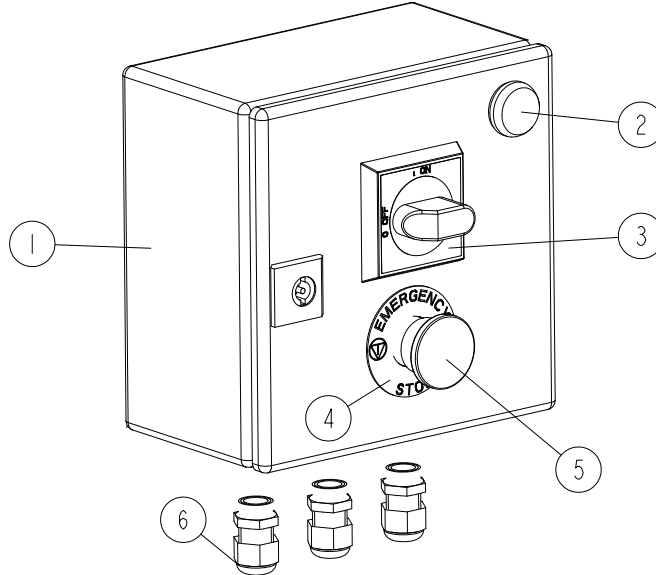
4

Return Conveyors (Option)

Return Conveyor Electric Box

4.11 Return Conveyor Electric Box

527155-001
527155-MANUAL



REF.	DESCRIPTION (* indicates parts available in assemblies only)	PART NO.	QTY
-	BOX, 200x200x120 ELECTRIC - COMPLETE	527155 ¹	1
1	BOX, EB 1549500 (200X200X80) ELECTRIC	089802	1
2	LIGHT, 1SFA619402L5415 WHITE CONTROL	509129	1
3	HANDLE, OHB S2A1 ABB SWITCH	502312-1	1
4	WASHER, EMERGENCY STOP SWITCH	086561	1
5	SWITCH, XB4 BS542 EMERGENCY STOP	086556	1
6	GLAND, DW11/H CABLE	085388	3

¹ The remaining electric box components are included in the Electrical Components List provided with the electrical diagram.