

**Wood-Mizer®**  
**Twin Vertical Saw Flat Tables**  
**TVS - FT**  
**Parts Manual**

---

TVSE11S - FT  
TVSE15S - FT

rev.B3.04  
rev.B3.04



**Safety is our #1 concern!** Read and understand all safety information and instructions before operating, setting up or maintaining this machine.

*Form #1005*

**This is the original language  
for the manual.**

# Table of Contents

# Section-Page

<b>SECTION 1</b>	<b>GENERAL INFORMATION</b>	<b>1-1</b>
1.1	How To Use the Parts List.....	1-1
1.2	Sample Assembly .....	1-1
<b>SECTION 2</b>	<b>BLADE GUIDE ROLLERS &amp; ARM</b>	<b>2-1</b>
2.1	Blade Guide Assembly, Idle Side.....	2-1
2.2	Blade Guide Assembly, Drive Side.....	2-3
<b>SECTION 3</b>	<b>BLADE WHEELS &amp; TENSIONER</b>	<b>3-1</b>
3.1	Blade Wheel Assembly, Drive Side .....	3-1
3.2	Blade Wheel Assembly, Idle Side.....	3-2
3.3	Blade Tensioner Assembly.....	3-3
3.4	Blade Tensioner Pump Assembly. 504825 .....	3-5
<b>SECTION 4</b>	<b>SAW HEAD</b>	<b>4-1</b>
4.1	Middle Throat Screw.....	4-1
4.2	Water Lube Assembly (LMS) .....	4-2
4.3	Saw Head Decals.....	4-4
4.4	Blade Housing Cover .....	4-5
4.5	Cutting Width Manual Setting Assembly.....	4-6
4.6	Cutting Width Automatic Setting Assembly .....	4-8
4.7	Saw Head Width Indicator .....	4-11
4.8	Saw Head Slide Brackets.....	4-12
4.9	Hold-Down Wheel (V-Tables).....	4-13
4.10	Saw Head Hold-Down Roller (Spiky Chain Table).....	4-15
4.11	Hold-Down Roller Assembly (Option) .....	4-17
4.12	Blade Drive Motor.....	4-19
4.13	Saw Head Support Rollers.....	4-20
4.14	Electric Box.....	4-22
4.15	Control Box .....	4-23
4.16	Laser Assembly (Optional) .....	4-25
4.17	Friction Assembly (Manual Cutting Width Setting).....	4-26
<b>SECTION 5</b>	<b>TVS FLAT TABLES</b>	<b>5-1</b>
5.1	TVS Flat Table Set .....	5-1
5.2	TVS FT Infeed Table .....	5-3
5.3	TVS FT Outfeed Tables .....	5-6
5.4	Top Guard Assembly .....	5-8
5.5	Chains and Chain Supports .....	5-9
5.6	Chain Support .....	5-10
5.7	Special Chains and Chain Supports (Option) .....	5-11
5.8	Side Roller Drive Assembly.....	5-12
5.9	Side Roller Drive Guard.....	5-14
5.10	Drive Module, TVS FT .....	5-15
5.11	Infeed/Outfeed Table.....	5-17
5.12	Side Spiral Rollers, 131 .....	5-18

## Table of Contents

## Section-Page

5.13	Side Spiral Rollers, 100.....	5-19
5.14	Side Front Rollers.....	5-20
5.15	Barriers and Side Guards, TVS FT 3.6.....	5-21
5.16	Barriers, TVS FT .....	5-23
5.17	Head Guard Set TVS FT 3.6 .....	5-24
5.18	Outfeed Table Hold-Down Rollers (3.6E-SR) .....	5-25
5.19	Outfeed Table Hold-Down Rollers (2.4E-SR) .....	5-26
5.20	Outfeed Table Hold-Down Rollers (3.6E) .....	5-27
5.21	Outfeed Table Hold-Down Rollers (2.4E) .....	5-28
5.22	Spiral Rollers, TVS FT .....	5-29
5.23	Hold-Down Rollers, TVSFT 2.4, 2.4S .....	5-32
5.24	Hold-Down Rollers, TVSFT 3.6, 3.6S .....	5-34
5.25	Top Hold-Down Roller .....	5-36
5.26	Front Hold-Down Roller .....	5-38
5.27	Hold-Down Roller .....	5-39
5.28	Hold-Down Roller .....	5-40
5.29	Hold-Down Roller TVSFT - E, E-SR .....	5-42
5.30	Infeed Table Drive Parts, TVS FT .....	5-44
5.31	Barriers & Side Guards, TVS FT 2.4 .....	5-46
5.32	TVS FT Table Alignment Tools .....	5-48
5.33	Air Supply Assembly, TVSFT .....	5-50
5.34	Air Supply Assembly, TVSFT- E, SE .....	5-52
5.35	End Guard Assembly (TVS FT 2.4E, 3.6E) .....	5-53

### **SECTION 6 INCLINE LOG DECK (LD4)**

**6-1**

6.1	Infeed Assembly .....	6-1
6.2	Additional Grid, Option For TVS Incline Log Deck .....	6-2
6.3	Limit Switch Assembly .....	6-3
6.4	Drive Assembly .....	6-4
6.5	Chain Guards .....	6-6
6.6	LD4 Leg Foot Plate .....	6-7
6.7	LD4 Log Rest Table .....	6-8
6.8	LD4 Shut-Off Lever Assembly .....	6-9
6.9	LD4 Ramp Adapter .....	6-10
6.10	Decals .....	6-11

### **SECTION 7 CROSS TRANSFER DECK**

**7-1**

7.1	Front Module & Chains .....	7-1
7.2	Central Module.....	7-2
7.3	Rear Module .....	7-3
7.4	Cross Transfer Deck Drive.....	7-4
7.5	Leg Kits .....	7-5
7.6	Slabs Table .....	7-6
7.7	Decals .....	7-7

## SECTION 1 GENERAL INFORMATION

### 1.1 How To Use the Parts List

- Use the index above to locate the assembly that contains the part you need.
- Go to the appropriate section and locate the part in the illustration.
- Use the number pointing to the part to locate the correct part number and description in the table.
- Parts shown indented under another part are included with that part.
- Parts marked with a diamond (◆) are only available in the assembly listed above the part.

See the sample table below. Sample Part #A01111 includes part F02222-2 and subassembly A03333. Subassembly A03333 includes part S04444-4 and subassembly K05555. The diamond (◆) indicates that S04444-4 is not available except in subassembly A03333. Subassembly K05555 includes parts M06666 and F07777-77. The diamond (◆) indicates M06666 is not available except in subassembly K05555.

1.2 Sample Assembly				
REF.	DESCRIPTION (◆ Indicates Parts Available In Assemblies Only)	PART #	QTY	
	Sample Assembly, Complete (Includes All Indented Parts Below)	A01111	1	
1	Sample Part	F02222-22	1	
	Sample Subassembly (Includes All Indented Parts Below)	A03333	1	
2	Sample Part (◆ Indicates Part Is Only Available With A03333)	S04444-4	1	◆
	Sample Subassembly (Includes All Indented Parts Below)	K05555	1	
3	Sample Part (◆ Indicates Part Is Only Available With K05555)	M06666	2	◆
4	Sample Part	F07777-77	1	

#### To Order Parts:

- From Europe call our European Headquarters and Manufacturing Facility in Kolo, Poland at **+48-63-2626000**. From the continental U.S., call our toll-free Parts hotline at **1-800-525-8100**. Have your customer number, vehicle identification number, and part numbers ready when you call. From other international locations, contact the Wood-Mizer distributor in your area for parts.

#### Office Hours:

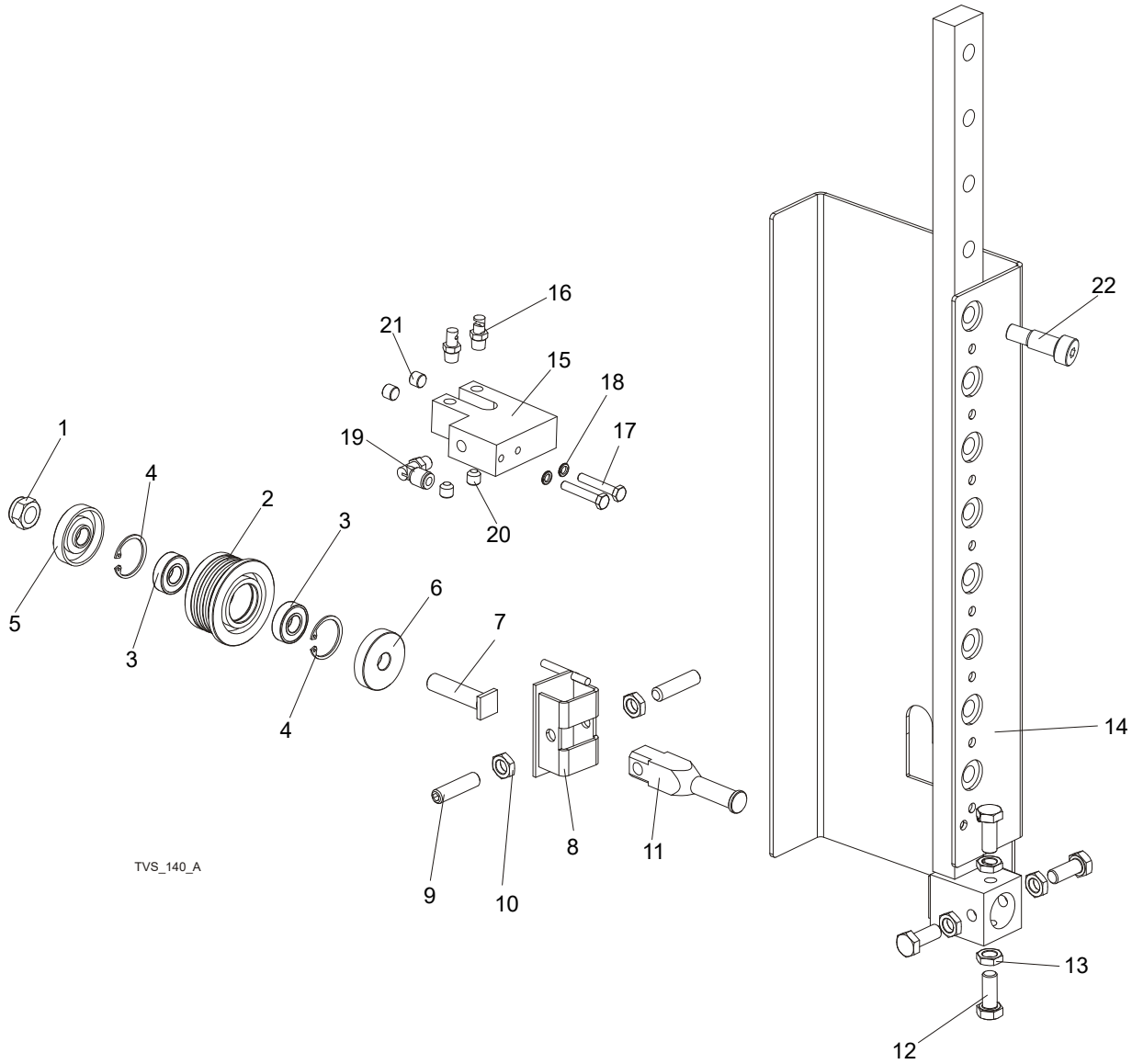
Country	Monday - Friday	Saturday	Sunday
Poland	7-15	Closed	Closed
US	8 a.m.- 5 p.m.	8 a.m.- 12 p.m.	Closed



**CAUTION!** It is strongly recommended that only original spare parts be used.

## SECTION 2 BLADE GUIDE ROLLERS & ARM

### 2.1 Blade Guide Assembly, Idle Side



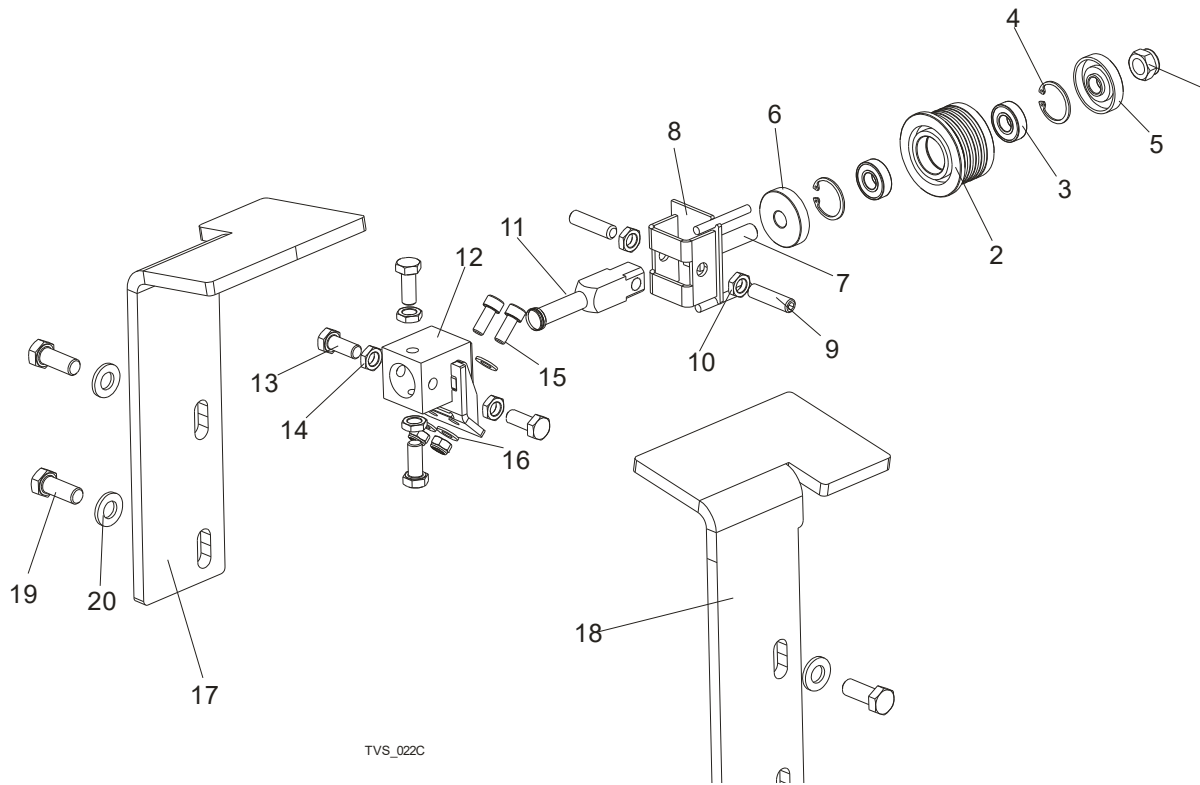
TVS\_140\_A

REF.	DESCRIPTION (◆ Indicates Parts Available In Assemblies Only)	PART #	QTY	
	<b>ROLLER, TVS BLADE GUIDE COMPLETE</b>	500562	1	
	ROLLER, TVS BLADE GUIDE	500561	1	
1	NUT, M12-8 HEX NYLON ZINC LOCK	F81034-2	1	
2	ROLLER, TVS BLADE GUIDE WIDE	500560	1	◆
3	BEARING, 6001 2RSR FAG	087893	2	
4	RING, W28 INSIDE RETAINING	F81090-9	1	
5	RING, ZINC-PLATED SPACER (FOR EXTEND.ROLL)	087891-1	1	
6	RING, ZINC-PLATED SPACER (FOR EXTEND.ROLL)	087892-1	1	
7	SHAFT, BLADE GUIDE ROLLER ZINC-PLATED	087762-1	1	
8	BRACKET WELDMENT, BLADE GUIDE PAINTED	500563-1	1	
9	SCREW, M10X1X40 DIN 913 A2-70 SET STAINLESS STEEL	F81015-2	2	

**Blade Guide Rollers & Arm***Blade Guide Assembly, Idle Side*

10	NUT, M10X1-04-ST-A2 ISO 8675 THIN	F81033-10	2	
11	SHAFT, BLADE GUIDE MOUNT ZINC-PLATED	088255-1	1	
12	<b>BOLT, M10x1x25 DIN 933</b>	F81003-28	4	
13	<b>NUT, M10x1-04-ST-A2 ISO 8675 THIN</b>	F81033-10	4	
14	<b>ROLLER GUIDE, TVS RIGHT</b>	508387-1	1	
	<b>ROLLER GUIDE, TVS LEFT</b>	508390-1	1	
	<b>LUBE SYSTEM, TVS</b>	098583	2	
15	BLOCK, NOZZLE MOUNTING ZINC-PLATED	097943-1	1	
16	NOZZLE, BLADE LUBE SPRAY	033479	2	
17	BOLT, M6x35 8.8 HEX HEAD ZINC	F81001-71	2	
18	WASHER, M6 SPLIT LOCK ZINC	F81053-3	2	
19	FITTING, 1/8MPTX1/4 TUBE ELBOW SWIVEL	P09736	1	
20	FITTING, 1/8 NPT SOCKET PIPE PLUG	P30127	2	
21	PLUG, M10x1 DIN 906 BN40 "BOSSARD"	F81015-3	2	
22	BOLT, 12/M10X20 12.9 ISO7379 (BOSSARD)	F81003-68	8	

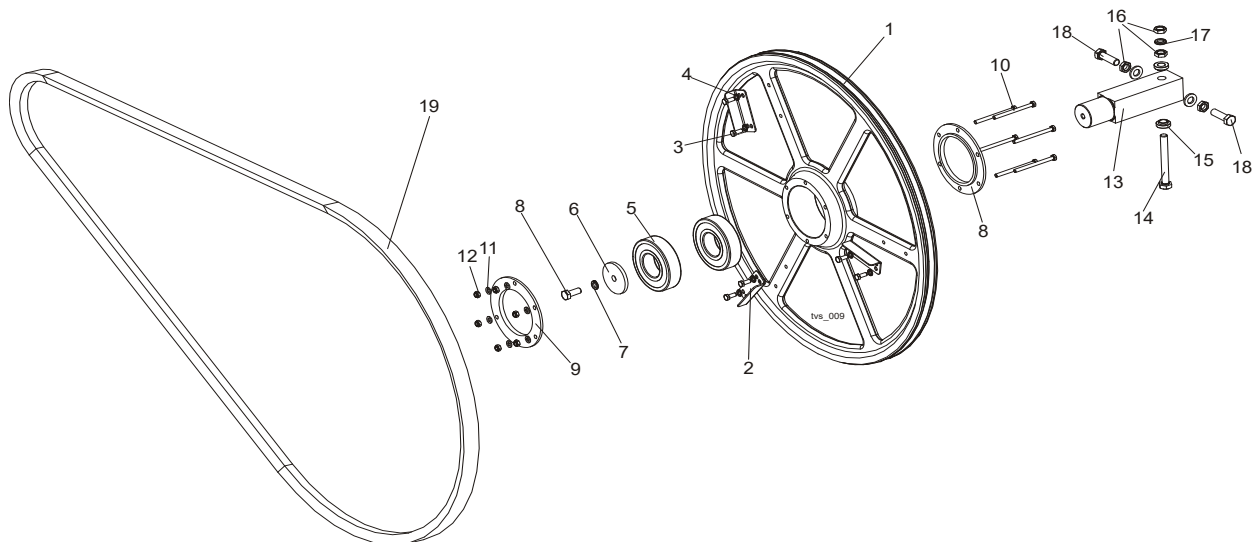
## 2.2 Blade Guide Assembly, Drive Side



REF.	DESCRIPTION (◆ Indicates Parts Available In Assemblies Only)	PART #	QTY
	<b>ROLLER, TVS BLADE GUIDE COMPLETE</b>	500562	1
	ROLLER, TVS BLADE GUIDE	500561	1
1	NUT, M12-8 HEX NYLON ZINC LOCK	F81034-2	1
2	ROLLER, TVS BLADE GUIDE WIDE	500560	1
3	BEARING, 6001 2RSR FAG	087893	2
4	RING, W28 INSIDE RETAINING	F81090-9	1
5	RING, ZINC-PLATED SPACER (FOR EXTEND.ROLL)	087891-1	1
6	RING, ZINC-PLATED SPACER (FOR EXTEND.ROLL)	087892-1	1
7	SHAFT, BLADE GUIDE ROLLER ZINC-PLATED	087762-1	1
8	BRACKET WELDMENT, BLADE GUIDE PAINTED	500563-1	1
9	SCREW, M10X1X40 DIN 913 A2-70 SET STAINLESS STEEL	F81015-2	2
10	NUT, M10X1-04-ST-A2 ISO 8675 THIN	F81033-10	2
11	SHAFT, BLADE GUIDE MOUNT ZINC-PLATED	088255-1	1
12	<b>BLOCK WELDMENT, PAINTED BLADE GUIDE MOUNT</b>	514887-1	3
13	<b>BOLT, M10X1X25 DIN 933 STAINLESS STEEL</b>	F81003-28	1
14	<b>NUT, M10x1-04-ST-A2 ISO 8675 THIN</b>	F81033-10	4
15	<b>SCREW, M8 X 30-8.8 HEX SOCKET HEAD CAP ZINC</b>	F81002-31	2
16	<b>WASHER, 8.2 SPLIT LOCK ZINC</b>	F81054-4	2
17	<b>COVER, DRIVE SIDE ROLLER RIGHT</b>	097660-1	1
18	<b>COVER, DRIVE SIDE ROLLER LEFT</b>	098435-1	1
19	<b>BOLT M12x30-8.8 HEX HEAD FULL THREAD ZINC</b>	F81004-22	4
20	<b>WASHER, 13 FLAT ZINC</b>	F81056-1	4

## SECTION 3 BLADE WHEELS & TENSIONER

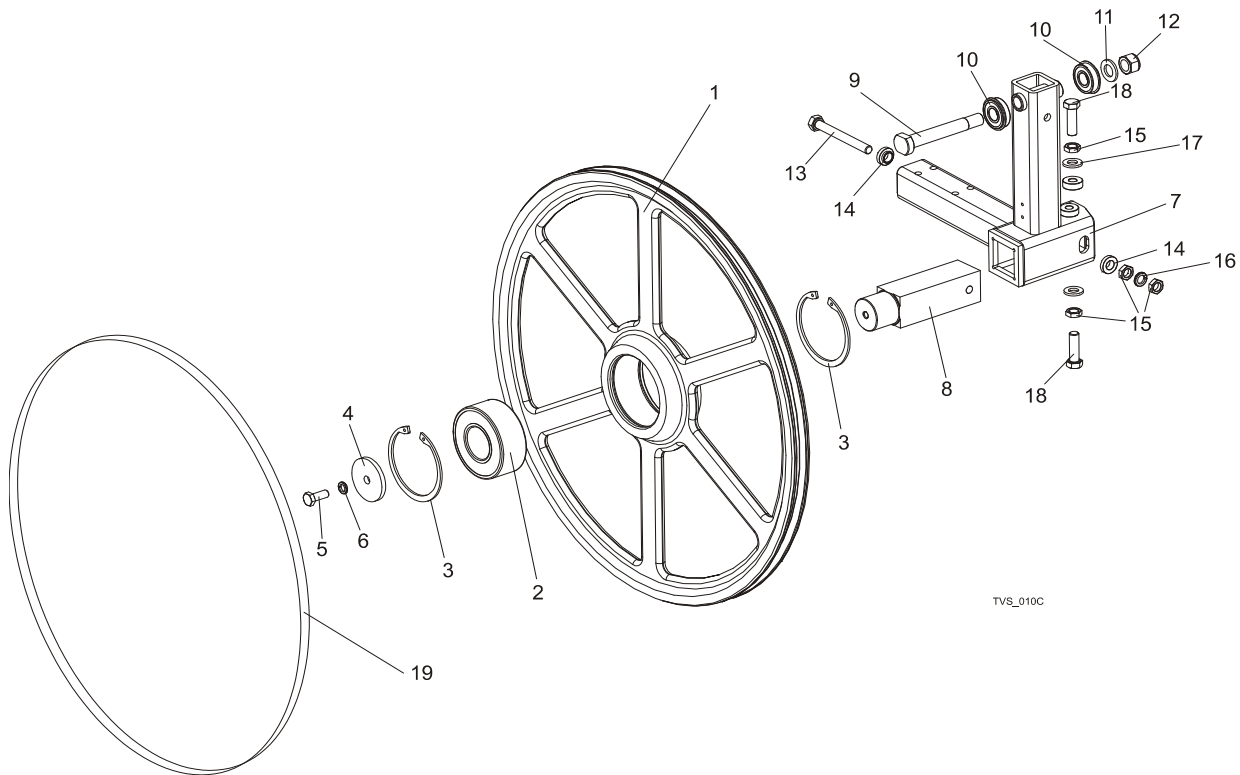
### 3.1 Blade Wheel Assembly, Drive Side



REF.	DESCRIPTION (◆ Indicates Parts Available In Assemblies Only)	PART #	QTY
	<b>DRIVE WHEEL, TVS COMPLETE</b>	096109	1
1	Wheel, Drive-Side Blade Ptd.	096105-1	1
2	Wing, TVS	097808-1	3
3	Bolt, M6 x 16 8.8 Hex Head Full Thread Zinc	F81001-15	6
4	Washer, Z6.1 Split Lock Zinc	F81053-3	6
5	Bearing, 6309 2RSR	096107	2
6	Washer, Idle Blade Wheel Retaining	088957-1	1
7	Washer, 10.2 Split Lock Zinc	F81055-2	1
8	Bolt, M10X25 8.8 Hex Head Full Thread	F81003-31	1
9	Ring, Bearing Mounting	096108-1	2
10	Bolt, M6x80 Hex Head Full Thread Zinc	F81001-61	6
11	Washer, 6.4 Flat Zinc	F81053-1	6
12	Nut, M6-8-B Hex Nylon Zinc Lock	F81031-2	6
13	<b>AXLE, DRIVE WHEEL TVS</b>	096110	1
14	<b>BOLT, M12X1.25X100-8.8 HEX HEAD FULL THREAD ZINC</b>	F81004-41	1
15	<b>SPACER, BLADE GUIDE</b>	086769-1	2
16	<b>NUT, M12X1.25 8.8 HEX ZINC THIN</b>	F81034-5	3
17	<b>WASHER, Z12.2 SPLIT LOCK ZINC</b>	F81056-2	1
18	<b>BOLT, M12X1.25X40 HEX HEAD ZINC</b>	F81004-42	2
19	<b>BELT, 5VX1080</b>	033391	1



### 3.2 Blade Wheel Assembly, Idle Side

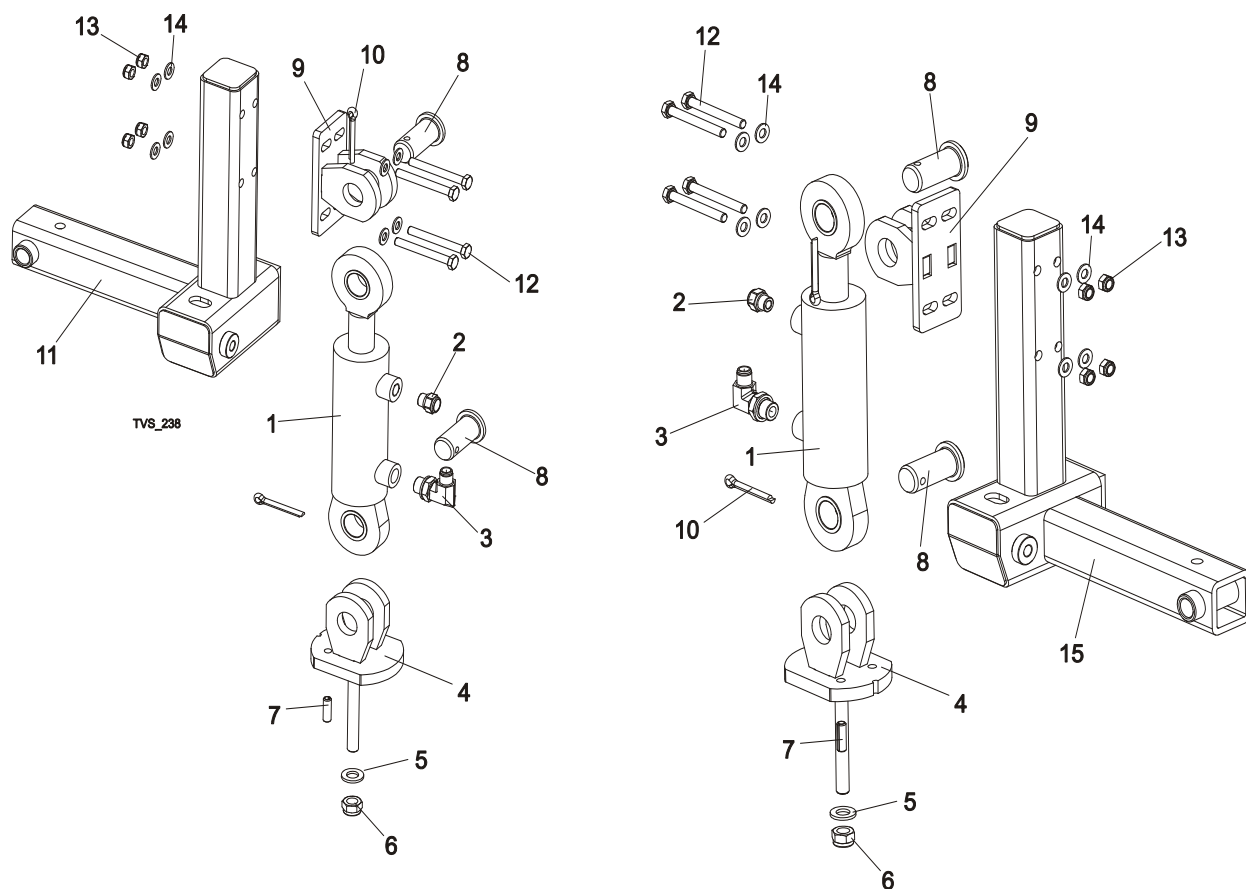


REF.	DESCRIPTION (◆ Indicates Parts Available In Assemblies Only)	PART #	QTY
	<b>WHEEL ASSEMBLY, IDLE SIDE COMPLETE</b>	088764	1
1	Wheel, Idle Side	090810-1	1
2	Bearing, 3309B.2RSR.TVH FAG	086428	1
3	Ring, W100 Inside Retaining	F81090-10	2
4	<b>WASHER, BLADE WHEEL RETAINING ZINC-PLATED</b>	088957	1
5	<b>BOLT, M10X25 8.8 HEX HEAD FULL THREAD</b>	F81003-31	1
6	<b>WASHER, 10.2 SPLIT LOCK ZINC</b>	F81055-2	1
7	<b>ARM WELDMENT, TVS IDLE LEFT SIDE BLADE WHEEL</b>	504816-1	1
	<b>ARM WELDMENT, TVS IDLE RIGHT SIDE BLADE WHEEL</b>	504817-1	1
8	<b>SHAFT, IDLE SIDE BLADE WHEEL</b>	088474	1
9	<b>BOLT, ARM BEARING MOUNT</b>	086404	1
10	<b>BEARING, 6203-2RS NR NSK W/SNAP RING</b>	086395	2
11	<b>WASHER, 17 FLAT ZINC</b>	F81058-1	1
12	<b>NUT, M16-8 HEX NYLON ZINC LOCK</b>	F81036-2	1
13	<b>BOLT, M12X1.25X100-8.8 HEX HEAD FULL THREAD ZINC</b>	F81004-41	1
14	<b>WASHER, FLANGED ZINC-PLATED</b>	086769-1	2
15	<b>NUT, M12X1.25 8.8 HEX THIN ZINC</b>	F81034-5	4
16	<b>WASHER, Z12.2 SPLIT LOCK ZINC</b>	F81056-2	1
17	<b>WASHER, 13 FLAT ZINC</b>	F81056-1	2
18	<b>BOLT, M12X1.25X40-8.8 HEX HEAD FULL THREAD ZINC</b>	F81004-42	2
19	<b>BELT, B72.5</b>	017922-1	1

# 3 Blade Wheels & Tensioner

## Blade Tensioner Assembly

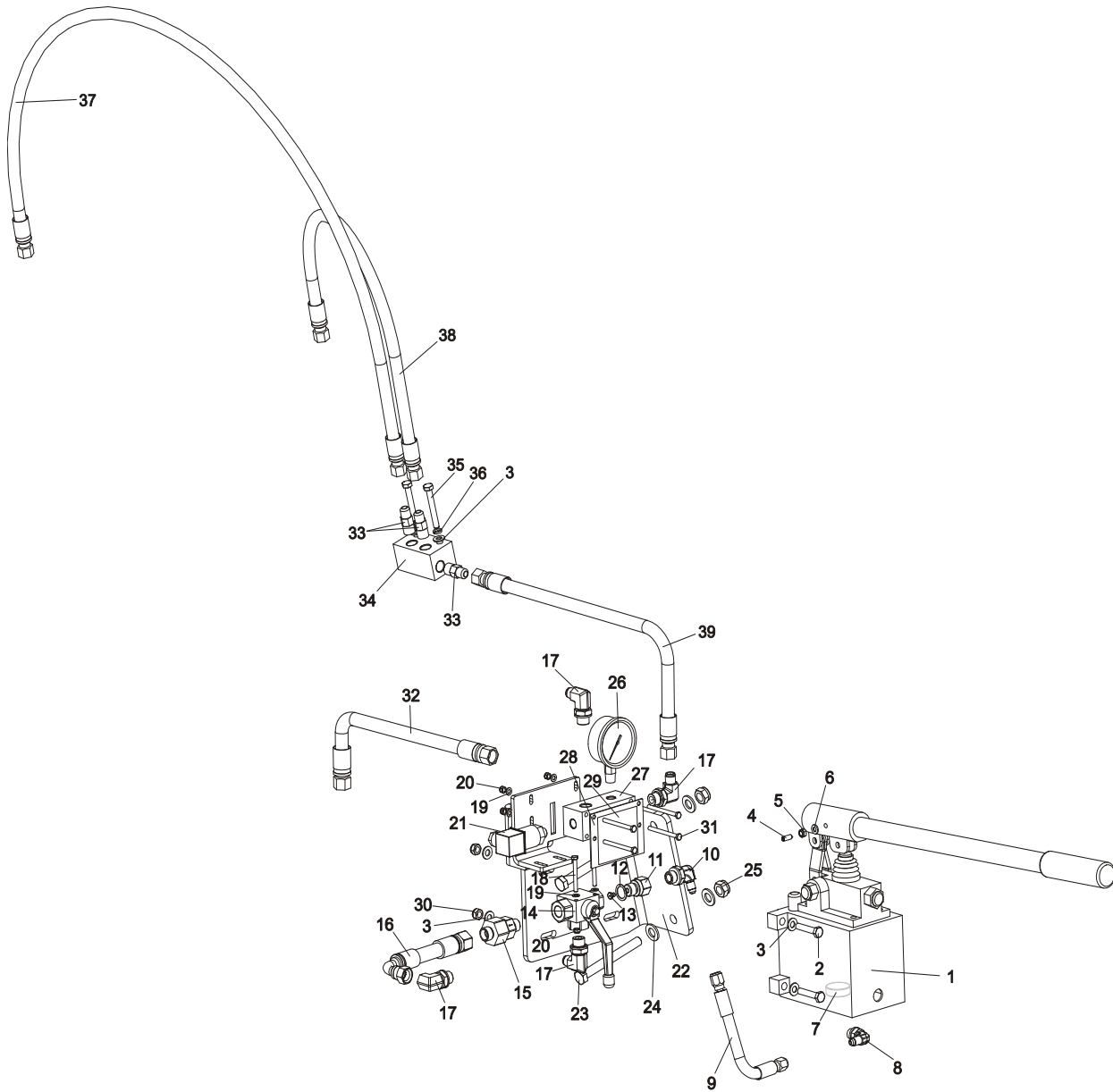
### 3.3 Blade Tensioner Assembly



REF.	DESCRIPTION (◆ Indicates Parts Available In Assemblies Only)	PART #	QTY
	<b>HYDRAULIC BLADE TENSIONER, RIGHT SIDE</b>	504826	1
1	CYLINDER, SJ2F-16-50/28/70 HYDRAULIC	504812	1
2	BREATHER, TYPE 2901-14-17	090794	1
3	FITTING, 3/8" BSP-9/16" JIC ELBOW	096335	1
4	BRACKET, HYDRAULIC CYLINDER LOWER MOUNTING	504822-1	1
5	WASHER, 13 FLAT ZINC	F81056-1	1
6	NUT, M12-8 HEX NYLON ZINC LOCK	F81034-2	1
7	PIN, 8X26 ROLL ZINC	F81046-4	1
8	PIN, ZINC-PLATED	504824-1	4
9	BRACKET, HYDRAULIC CYLINDER UPPER MOUNTING	504819-1	2
10	PIN, S-ZN 6,3X45 COTTER	F81045-2	4
11	ARM WELDMENT, TVS IDLE RIGHT SIDE BLADE WHEEL	504817-1	1
12	BOLT, M8X70 8.8 HEX HEAD ZINC	F81002-71	8
13	NUT, M8-8-B HEX NYLON ZINC LOCK	F81032-2	8
14	WASHER, 8.4 FLAT ZINC	F81054-1	16
	<b>HYDRAULIC BLADE TENSIONER, LEFT SIDE</b>	504815	1
1	CYLINDER, SJ2F-16-50/28/70 HYDRAULIC	504812	1
2	BREATHER, TYPE 2901-14-17	090794	1
3	FITTING, 3/8" BSP-9/16" JIC ELBOW	096335	1
4	BRACKET, HYDRAULIC CYLINDER LOWER MOUNTING	504822-1	1

5	WASHER, 13 FLAT ZINC	F81056-1	1	
6	NUT, M12-8 HEX NYLON ZINC LOCK	F81034-2	1	
7	PIN, 8X26 ROLL ZINC	F81046-4	1	
8	PIN, ZINC-PLATED	504824-1	4	
9	BRACKET, HYDRAULIC CYLINDER UPPER MOUNTING	504819-1	2	
10	PIN, S-ZN 6,3X45 CONNER	F81045-2	4	
11	USED IN 504826 ASSEMBLY			
12	BOLT, M8X70 8.8 HEX HEAD ZINC	F81002-71	8	
13	NUT, M8-8-B HEX NYLON ZINC LOCK	F81032-2	8	
14	WASHER, 8.4 FLAT ZINC	F81054-1	16	
15	ARM WELDMENT, TVS IDLE LEFT SIDE BLADE WHEEL	504816-1	1	

**3.4 Blade Tensioner Pump Assembly. 504825**

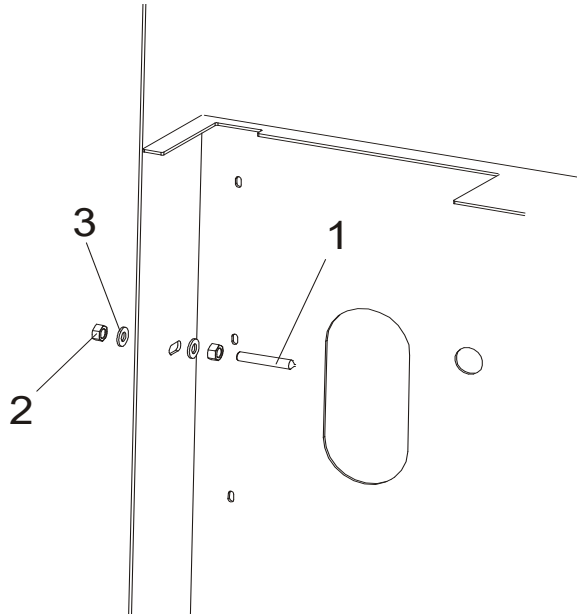


REF.	DESCRIPTION (◆ Indicates Parts Available In Assemblies Only)	PART #	QTY
	<b>BLADE TENSIONER PUMP ASSEMBLY</b>	504825	1
1	PUMP, PMS12/TNK1 W/1-LITRE TANK	092789	1
2	BOLT, M8x40-8.8 HEX HEAD FULL THREAD ZINC	F81002-15	4
3	WASHER, 8.4 FLAT ZINC	F81054-1	10
4	PLUNGER, GN615.3-M6-K BALL THREADED	096874	1
5	NUT, M6-8-B HEX NYLON ZINC LOCK	F81031-2	1
6	WASHER, 6.4 FLAT ZINC	F81053-1	1
7	MAGNET, MW.38x12/N38 NEODYMIUM	500022	1
8	ELBOW, CA-204410-3	094562	1
9	HOSE, 1/4"(0.19M) HYDRAULIC	505174	1

10	ELBOW, CA-204411-3	094563	1	
	FITTING W/NOZZLE, G 3/8	096849	1	
11	FITTING, G3/8 ZINC-PLATED SPECIAL	096850-1	1	
12	WASHER, 16 COPPER	F81058-3	1	
13	NOZZLE, D092-O 1MM DIA. PROPANE&BUTANE	091007	1	
14	VALVE, GE5L G3/8" THREE-WAY	504803	1	
15	VALVE, RHV12LREDA3C CHECK	094559	1	
16	HOSE, 3/8" W9/16 ;M18X1.5 END FITTING	504831	1	
17	FITTING, 3/8" BSP-9/16" JIC ELBOW	096335	4	
18	BOLT, M5X45 DIN933 A2-70 STAINLESS STEEL	F81000-22	2	
19	WASHER, 5.3 FLAT ZINC	F81052-1	6	
20	NUT, M5-8 DIN 985 ZINC-PLATED	F81030-2	6	
21	SWITCH, F4Z1/M3-20 BAR PRESSURE	504830	1	
22	PLATE WELDMENT, MOUNTING	504836-1	1	
23	BOLT, M12x110-8.8-B HEX HEAD ZINC	F81004-47	2	
24	WASHER, 13 FLAT ZINC	F81056-1	4	
25	NUT, M12-8 HEX NYLON ZINC LOCK	F81034-2	2	
26	GAUGE, 3000PSI OIL PRESSURE	505176	1	
27	BLOCK, ZINC-PLATED MOUNTING	504829-1	1	
28	PLATE, ZINC-PLATED	505310-1	1	
29	DECAL, TVS BLADE TENSIONER HANDLE POSITION	505346	1	
30	NUT, M8-8-B HEX NYLON ZINC LOCK	F81032-2	4	
31	BOLT, M5X60 8.8 HEX HEAD ZINC	F81000-36	4	
32	HOSE, 2T3/8X0.380 W9/16UNF-W9/16UNF HYDRAULIC	504706	1	
33	FITTING, G3/8-9/16-18JIC MANUAL PUMP	091842	3	
34	TEE FITTING, ZINC-PLATED	504828-1	1	
35	BOLT, M8X60-8.8 HEX HEAD ZINC	F81002-54	2	
36	WASHER, 8.2 SPLIT LOCK ZINC	F81054-4	2	
37	HOSE, 3/8" 1.2 M HYDRAULIC	089852	1	
38	HOSE, 3/8:"(0.7M) HYDRAULIC	504833	1	
39	HOSE, 2T3/8X0.540 W9/16UNF-W9/16UNF HYDRAULIC	505173	1	

## SECTION 4 SAW HEAD

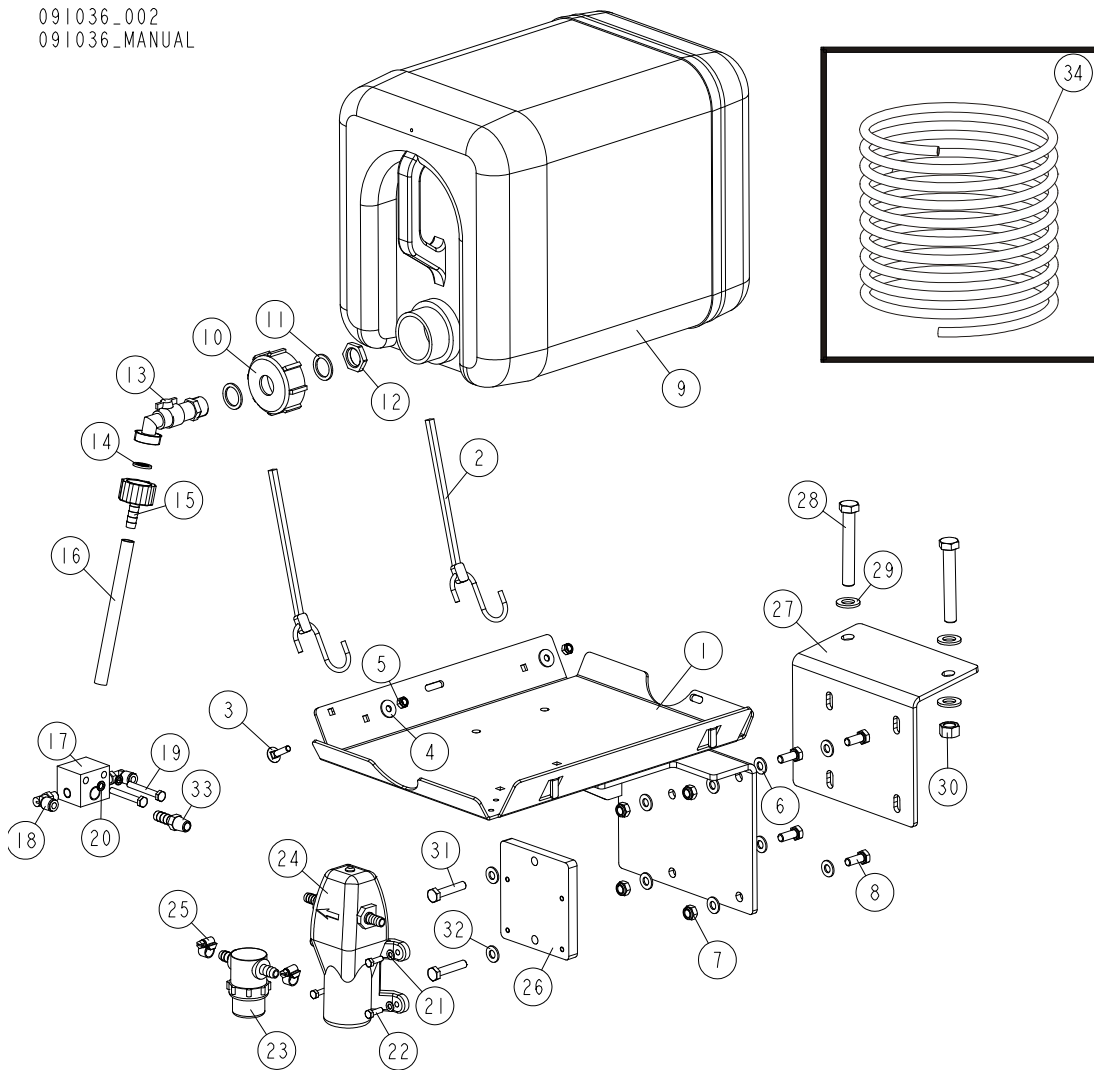
### 4.1 Middle Throat Screw



REF.	DESCRIPTION (◆ Indicates Parts Available In Assemblies Only)	PART #	QTY	
1	SCREW, M10X60-45H HEX SOCKET SET CONE POINT ZINC	F81003-87	1	
2	NUT, M10-8-B HEX ZINC	F81033-3	2	
3	WASHER, 10.5 FLAT ZINC	F81055-1	2	

## 4.2 Water Lube Assembly (LMS)

091036\_002  
091036\_MANUAL



REF	DESCRIPTION (u indicates parts available in assemblies only)	PART #	QTY
-	BOTTLE KIT, LT20 WATER LUBE	091036	1
1	TRAY WELDMENT, LT20 WATER LUBE	091033-1	1
2	STRAP, 20" RUBBER W/HOOK	P11668	2
3	BOLT, M6X25-8.8 ZINC	F81001-20	2
4	WASHER, 6.5 SPECIAL FLAT ZINC	F81053-11	2
5	NUT, M6-8-B HEX NYLON ZINC LOCK	F81031-2	2
6	WASHER, 8.4 FLAT ZINC	F81054-1	8
7	NUT, M8 8 HEX NYLON ZINC LOCK	F81032-2	4
8	BOLT, M8X20 8.8 HEX HEAD FULL THREAD ZIN	F81002-4	4
-	TANK, OIL	550787	1
9	BOTTLE, WATER	513866	1
10	NUT, BOTTLE	550785	1
11	SEAL, 27X20X1.5 ESSENTRA 467673 RUBBER	550780	2
12	NUT, 1/2 ESSENTRA 467615 GLAND	550779	1
13	FITTING, WATER LUBE SHUTOFF VALVE	550776	1

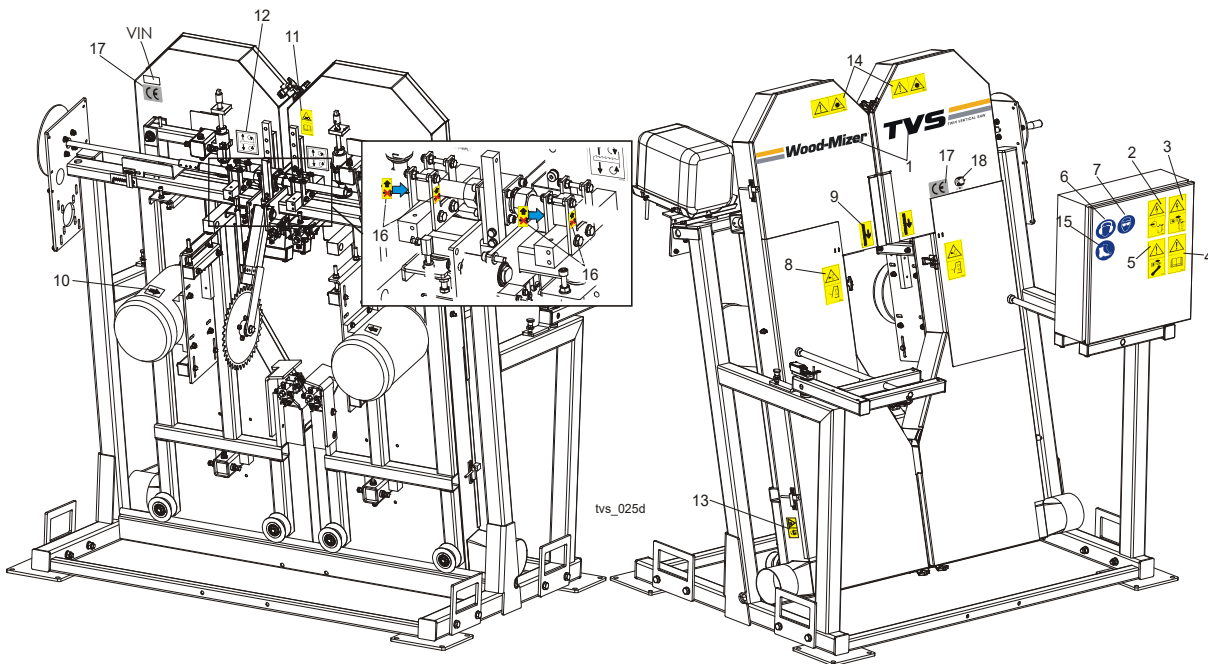
## 4

**Saw Head****Water Lube Assembly (LMS)**

REF	DESCRIPTION (u indicates parts available in assemblies only)	PART #	QTY	
14	FILTER, WATER LUBE	550778	1	
15	FITTING, G3/4" X 10MM HOSE BARB	550777	1	
16	TUBING, WATER LUBE 3/8" I.D.	R01885	1	
17	BLOCK, TVS LMS DIVIDER	099213-1	1	
18	ELBOW, 90 DEG 1/8MPT 1/4 TUBE SWIVEL	P09736	2	
19	BOLT, M6X45-8.8 HEX HEAD ZINC	F81001-6	2	
20	WASHER, Z 6.1 SPLIT LOCK ZINC	F81053-3	2	
21	WASHER, 5.3 FLAT ZINC	F81052-1	4	
22	BOLT, M5X16-8.8 HEX HEAD FULL THREAD ZIN	F81000-51	4	
23	FILTER, 3/8 BARB LUBE	033447	1	
	KIT, 80 MESH FILTER SCREEN	033441	1	
24	PUMP ASSEMBLY, PRESSURE LUBE	510763	1	
25	CLAMP, 8-12MM DIA. WORM	F81080-1	2	
26	BRACKET, LMS PUMP ZINC-PLATED	098762-1	1	
27	BRACKET, WATER TANK MOUNTING	502906-1	1	
28	BOLT, M12X80 -8.8 HEX HEAD ZINC	F81004-46	2	
29	WASHER, 13 FLAT ZINC	F81056-1	4	
30	NUT, M12-8-B HEX ZINC	F81034-1	2	
31	BOLT, M8X40-8.8 HEX HEAD FULL THREAD ZIN	F81002-15	2	
32	WASHER, 8.4 FLAT ZINC	F81054-1	2	
33	FITTING, 1/4NPT-3/8 BARB	014685	1	
34	HOSE, 1/4 OD 102.0 LG	033456	1	

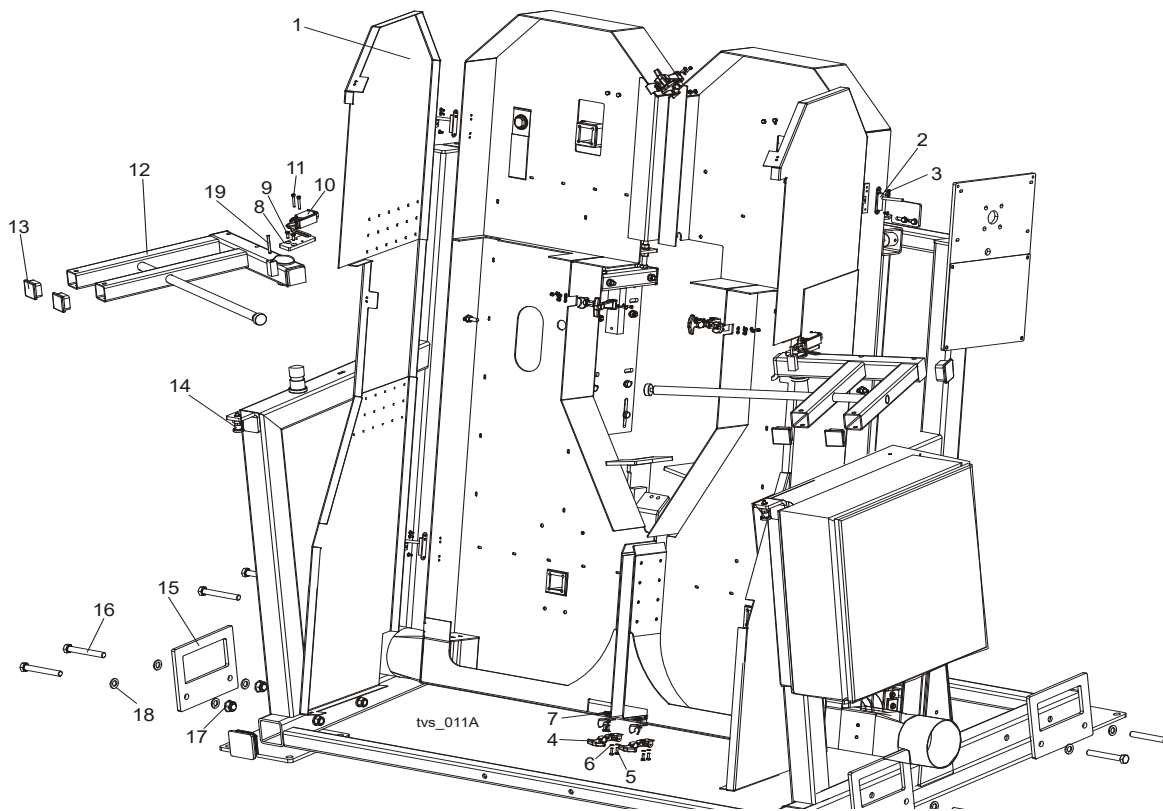


### 4.3 Saw Head Decals



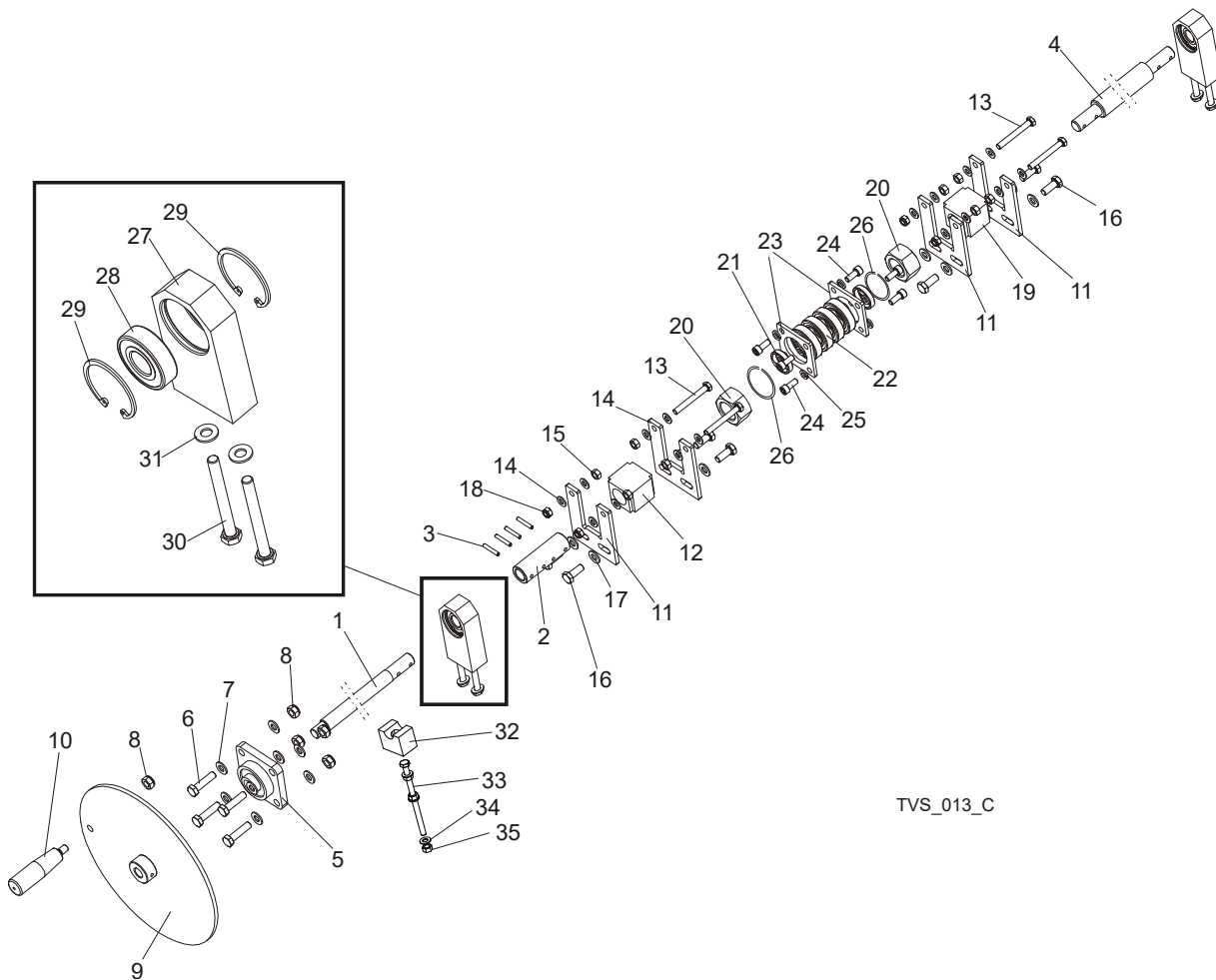
REF.	DESCRIPTION (◆ Indicates Parts Available In Assemblies Only)	PART #	QTY
	<b>DECALS KIT, TVS COMPLETE (PICTOGRAMS)</b>	099479	1
1	DECALS, TVS NAME	099422	1
2	DECAL, HIGH VOLTAGE IN ELECTRIC BOX	096316	1
3	DECAL, DISCONNECT POWER SUPPLY BEFORE OPENING THE BOX	096319	1
4	DECAL, READ THE MANUAL BEFORE OPERATING THE MACHINE	096317	1
5	DECAL, DISCONNECT POWER SUPPLY BEFORE SERVICING	098177	1
6	DECAL, EAR WARNING	S12005G	1
7	DECAL, EYE WARNING	S12004G	1
8	DECAL, CLOSE GUARDS PRIOR TO OPERATING THE MACHINE	099220	2
9	DECAL, BLADE MOVEMENT DIRECTION	096321	2
10	DECAL, MOTOR DIRECTION	S20097	2
11	DECAL, BLADE TENSION - INSTRUCTIONS (PICTOGRAM)	099223	1
12	DECAL, BLADE ALIGNMENT	P11789	2
13	DECAL, SAWDUST PROTECTION (PICTOGRAM)	099222	2
14	DECAL, CAUTION - LASER BEAM (OPTIONAL)	099504	2
15	DECAL, USE SAFETY BOOTS (PICTOGRAM)	501465	1
16	DECAL, DO NOT ADJUST NUTS (PICTOGRAM)	500031	4
	TABLE DECALS - <a href="#">See Section 5.8</a>		
17	<b>DECAL, CE CERTIFIED MACHINE (SMALL)</b>	P85070	1
18	<b>DECAL, GOST CERTIFIED MACHINE</b>	099401	1

### 4.4 Blade Housing Cover



REF.	DESCRIPTION (◆ Indicates Parts Available In Assemblies Only)	PART #	QTY
1	COVER WELDMENT, TVS BLADE HOUSING - LEFT	098612-1 (LEFT)	1
	COVER WELDMENT, TVS BLADE HOUSING - RIGHT	096117-1 (RIGHT)	1
2	HINGE, COVER	096146	4
3	SCREW, M5X12- 5.8-B SLOTTED COUNTERSUNK ZINC	F81000-15	8
4	LATCH, FLEXIBLE DRAW	014829	6
5	BOLT, M5X16-5.8-HEX HEAD FULL THREAD ZINC	F81000-51	12
6	WASHER, 5.3 FLAT ZINC	F81052-1	24
7	NUT, M5-8- DIN 985 ZINC	F81030-2	12
8	FLAT BAR, LIMIT SWITCH MOUNTING ZINC	098760-1	2
9	SCREW, M6X16 HEX SOCKET HEAD CAP	F81001-21	4
10	SWITCH, XCSPL562 LIMIT	534491	2
11	BOLT, M5X35 8.8 HEX SOCKET HEAD CAP ZINC	F81000-73	4
12	ARM WELDMENT, TVS CONTROL BOX MOUNTING - LEFT	098611-1	2
	ARM WELDMENT, TVS CONTROL BOX MOUNTING - RIGHT	096370-1	2
13	CAP, 50X50 (3-5MM THICK) #199274 SHR TUBE END	095371	4
14	PIN, DETENT	090197	2
15	PLATE, TVS MOUNTING	099145-1	4
16	BOLT, M16X120 -8.8- A2E ISO 24014	F81006-25	8
17	NUT, M16-8 HEX NYLON ZINC LOCK	F81036-2	8
18	WASHER, 17 FLAT ZINC	F81058-1	16
19	PIN, 5M6X50 DIN 6325 HRC60	F81048-8	2

## 4.5 Cutting Width Manual Setting Assembly



TVS\_013\_C

REF.	DESCRIPTION (◆ Indicates Parts Available In Assemblies Only)	PART #	QTY
	<b>SCREW, TVS CUTTING WIDTH SETTING - COMPLETE</b>	097664	1
1	ROD, SAW HEAD WIDTH ADJUSTMENT	096359-1	1
2	FASTENER, SAW HEAD WIDTH ADJUSTMENT SCREW	097665-1	1
3	PIN, 5X30 ROLL ZINC	F81044-21	4
4	SCREW, SAW HEAD WIDTH ADJUSTMENT TVS	096154-1	1
5	<b>BEARING, UCF 204 W/HOUSING</b>	097667	1
6	<b>BOLT, M10X40-8.8 HEX HEAD FULL THREAD ZINC</b>	F81003-16	4
7	<b>WASHER, 10.5 FLAT ZINC</b>	F81055-1	8
8	<b>NUT, M10 NYLON HEX ZINC LOCK</b>	F81033-1	5
9	<b>DISK WELDMENT, CUTTING WIDTH SETTING SCREW</b>	098617-1	1
10	<b>KNOB, PLASTIC CRANK HANDLE</b>	086338	1
11	<b>BRACKET, TURNBUCKLE MOUNT ZINC-PLATED</b>	096861-1	2
12	<b>TURNBUCKLE, M30 TVS</b>	101439	1
13	<b>BOLT, M8X65 8.8 HEX HEAD FULL THREAD ZINC</b>	F81002-9	2
14	<b>WASHER, 8.4 FLAT ZINC</b>	F81054-1	8
15	<b>NUT, M8-8-B HEX ZINC</b>	F81032-1	4
16	<b>BOLT, M10x25-8.8 HEX HEAD FULL THREAD ZINC</b>	F81003-11	4

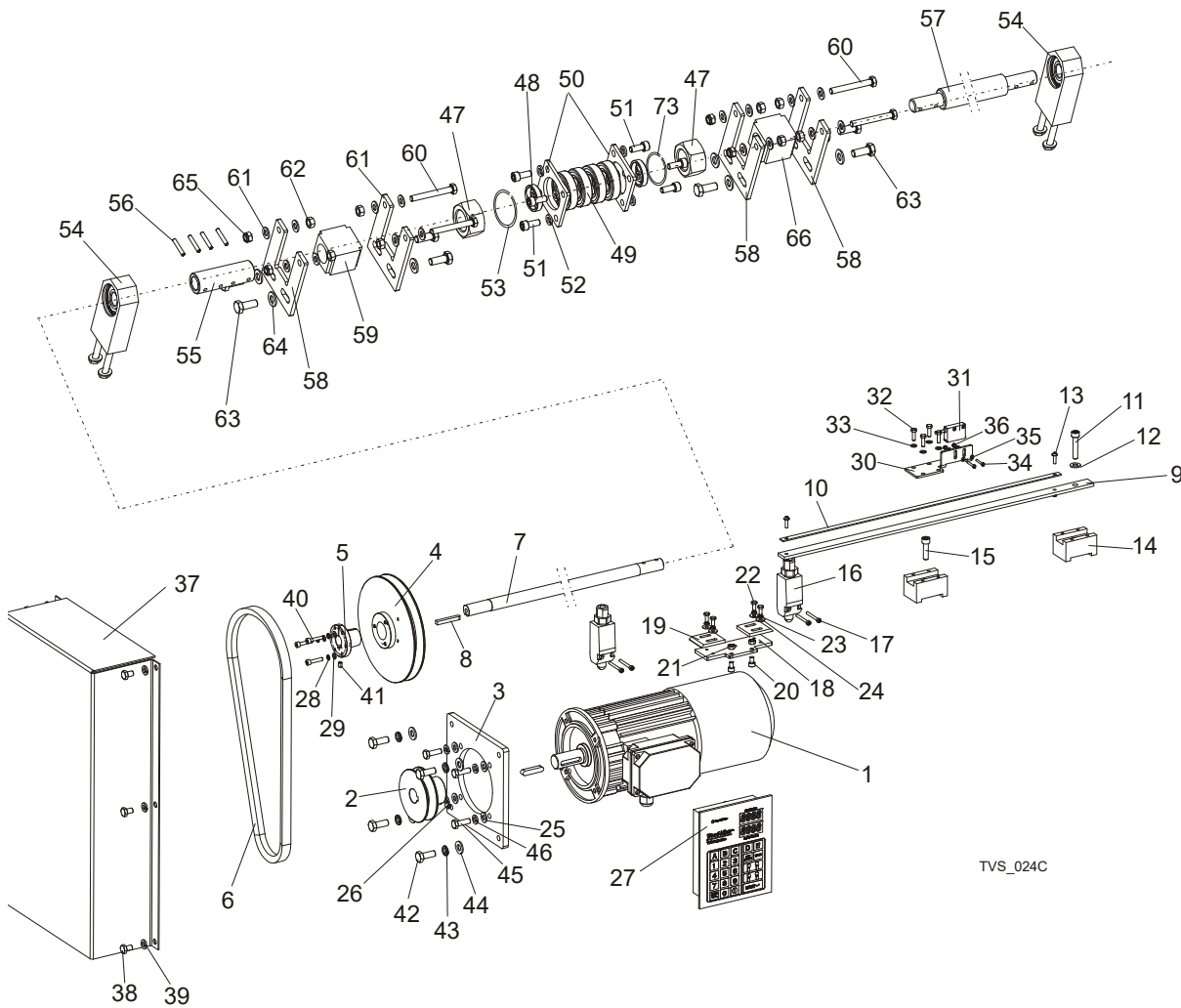
## 4

## Saw Head

## Cutting Width Manual Setting Assembly

17	WASHER, 10.5 FLAT ZINC	F81055-1	4	
18	NUT, M8-8-B HEX NYLON LOCK ZINC	F81032-2	2	
19	TURNBUCKLE - M30 LH TVS	101440	1	
20	NUT, M30 HEX ZINC	F81038-3	2	
21	BUSHING, FI 34 X 38 X 8 SPACER	096356-1	2	
22	BEARING, 6006 2RSR	096191	4	
23	BRACKET, BEARING MOUNT BLOCK TVS-ZINC	096157-1	2	
24	BOLT, M8X20-8.8 HEX SOCKET HEAD CAP ZINC	F81002-30	8	
25	WASHER, 8.2 SPLIT LOCK ZINC	F81054-4	8	
26	WASHER, Z30.5 SPLIT LOCK	F81068-1	2	
	<b>BLOCK, TVS CUTTING WIDTH SETTING SCREW - COMPLETE</b>	500012	2	
27	BLOCK, TVS CUTTING WIDTH SETTING SCREW	500011-1	1	
28	BEARING, 6204 2RS-CX ROLLING	088447	1	
29	RING, W47 INSIDE RETAINING	089653	2	
30	BOLT, M8 X 75 8.8 HEX HEAD ZINC	F81002-91	2	
31	WASHER, 8.4 FLAT ZINC	F81054-1	2	
	<b>BOLT ASSEMBLY, HANDLE BRAKING</b>	<b>516336</b>	<b>1</b>	
32	BLOCK, HANDLE BRAKING BOLT ASSEMBLY	517532	1	
33	BOLT, M8X130 8.8 HEX HEAD FULL THREAD ZINC	F81002-72	1	
34	WASHER, 8.4 FLAT ZINC	F81054-1	3	
35	NUT, M8-8-B HEX ZINC	F81032-1	3	

## 4.6 Cutting Width Automatic Setting Assembly



TVS\_024C

REF.	DESCRIPTION (◆ Indicates Parts Available In Assemblies Only)	PART #	QTY
	<b>SCREW, CUTTING WIDTH SETTING - COMPLETE</b>	099185	1
	<b>SCREW, CUTTING WIDTH SETTING - COMPLETE, TVS USA (UL)</b>	099185-4C	1
1	MOTOR, SKH90-8L1 HPS 0.55KW 750RPM 400V	098891	1
1	MOTOR, SKh90-8L1 0.55kw 750RPM 400V (TVS-USA)	099515-UL	1
2	SHEAVE, SAW HEAD WIDTH ADJUSTMENT, TVS	098116-1	1
3	BRACKET, MOTOR	099181-1	1
4	SHEAVE, TYPE B $\phi$ 180X $\phi$ 30	098117-1	1
5	BUSHING, TAPER	099317	1
6	BELT, TVS	099320	1
7	ROD, CUTTING WIDTH SETTING	099180-1	1
8	KEY, AB 6X6X45 PARALLEL	089229	1
	GUARD, TVS W/MAGNETIC STRIP	502924	1
9	GUARD, TVS MAGNETIC STRIP	502694	1
10	STRIP, MB320 (1m) MAGNETIC	096014-1	1
11	SCREW, M8X40-8.8 HEX SOCKED HEAD CAP ZINC	F81002-29	1
12	WASHER, 8.4 FLAT ZINC	F81054-1	1
13	WASHER, 4.3 FLAT ZINC	F81051-2	1

## 4

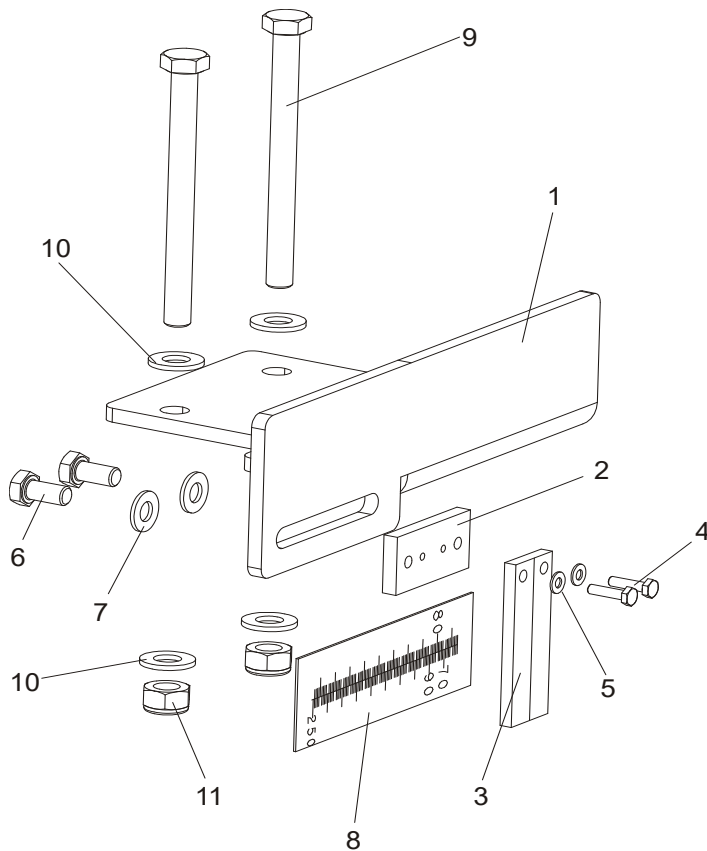
## Saw Head

## Cutting Width Automatic Setting Assembly

14	MOUNTING BLOCK WITH MAGNETIC STRIP	502923	2	
15	SCREW, M8X30-8.8 HEX SOCKET HEAD CAP ZINC	F81002-31	1	
16	LIMIT SWITCH	089816	2	
17	BOLT, M3X20-5.8-A-PAN HEAD	F81000-8	4	
	LIMIT SWITCH ASSEMBLY	098992	1	
18	PLATE, LIMIT SWITCH MOUNT	098988-1	1	
19	BAR, LIMIT SWITCH FLAT	098989	2	
20	SCREW, M6X10 -8.8- HEX SOCKET HEAD CAP ZINC	F81001-12	2	
21	NUT, M6-8 HEX ZINC	F81031-1	2	
22	BOLT, M5 X 12-5.8-HEX HEAD FULL THREAD ZINC	F81000-5	4	
23	WASHER, 5.1 SPLIT LOCK ZINC	F81052-2	4	
24	WASHER, 5.5 SPECIAL FLAT ZINC	F81052-3	4	
25	WASHER, 8.4 FLAT ZINC	F81054-1	4	
26	SCREW, M8x8 45H GEOMET SET	F81014-1	1	
27	CONTROLLER, TBS01	503467	1	
28	WASHER, 5.1 SPLIT LOCK ZINC	F81052-2	3	
29	WASHER, 5.3 FLAT ZINC	F81052-1	3	
30	BRACKET, SENSOR	502922-1	1	
31	SENSOR ASSY, MSK-320	096014	1	
32	BOLT, M5X16-8.8 HEX HEAD FULL THREAD ZINC	F81000-20	4	
33	WASHER, 5.3 FLAT ZINC	F81052-1	4	
34	SCREW, M3X20-5.8-A-PAN HEAD	F81000-8	2	
35	WASHER, 3.2 FLAT ZINC	F81050-2	4	
36	NUT, M3-6- HEX NYLON ZINC LOCK	F81028-2	2	
37	COVER, TVS CUTTING WIDTH SETTING	098121-1	1	
38	BOLT, M8x12-8.8 HEX HEAD FULL THREAD ZINC	F81002-6	6	
39	WASHER, 8.2 SPLIT LOCK ZINC	F81054-4	6	
40	SCREW, M5X25-8.8 HEX SOCKET HEAD CAP ZINC	F81000-7	1	
41	SCREW, M6X8 PAN HEAD	F81013-1	1	
42	BOLT, M10x25-8.8 HEX HEAD FULL THREAD ZINC	F81003-11	4	
43	WASHER, 10.2 SPLIT LOCK ZINC	F81055-2	4	
44	WASHER, 10.5 FLAT ZINC	F81055-1	4	
45	BOLT, M8x25-8.8-B HEX HEAD FULL THREAD ZINC	F81002-5	4	
46	WASHER, 8.2 SPLIT LOCK ZINC	F81054-4	4	
47	<b>NUT, M30 HEX ZINC</b>	F81038-3	2	
48	<b>BUSHING, FI 34 X 38 X 8 SPACER</b>	096356-1	2	
49	<b>BEARING, 6006 2RSR</b>	096191	4	
50	<b>BRACKET, BEARING MOUNT BLOCK TVS-ZINC</b>	096157-1	2	
51	<b>BOLT, M8X20-8.8 HEX SOCKET HEAD CAP ZINC</b>	F81002-30	8	
52	<b>WASHER, 8.2 SPLIT LOCK ZINC</b>	F81054-4	8	
53	<b>WASHER, Z30.5 SPLIT LOCK ZINC</b>	F81068-1	2	
54	<b>BLOCK, TVS CUTTING WIDTH SETTING SCREW - COMPLETE</b>	500012	2	
55	<b>FASTENER, CUTTING WIDTH SETTING SCREW</b>	097665-1	1	
56	<b>PIN, 5X30 ROLL ZINC</b>	F81044-21	4	
57	<b>SCREW, CUTTING WIDTH SETTING TVS</b>	096154-1	1	
58	<b>BRACKET, TURNBUCKLE MOUNT ZINC-PLATED</b>	096861-1	2	
59	<b>TURNBUCKLE, M30 TVS</b>	101439	1	
60	<b>BOLT, M8X65 8.8 HEX HEAD FULL THREAD ZINC</b>	F81002-9	2	

61	<b>WASHER, 8.4 FLAT ZINC</b>	F81054-1	8	
62	<b>NUT, M8-8-B HEX ZINC</b>	F81032-1	4	
63	<b>BOLT, M10x25-8.8 HEX HEAD FULL THREAD ZINC</b>	F81003-11	4	
64	<b>WASHER, 10.5 FLAT ZINC</b>	F81055-1	4	
65	<b>NUT, M8-8-B HEX NYLON LOCK ZINC</b>	F81032-2	2	
66	<b>TURNBUCKLE - M30 LH TVS</b>	101440	1	

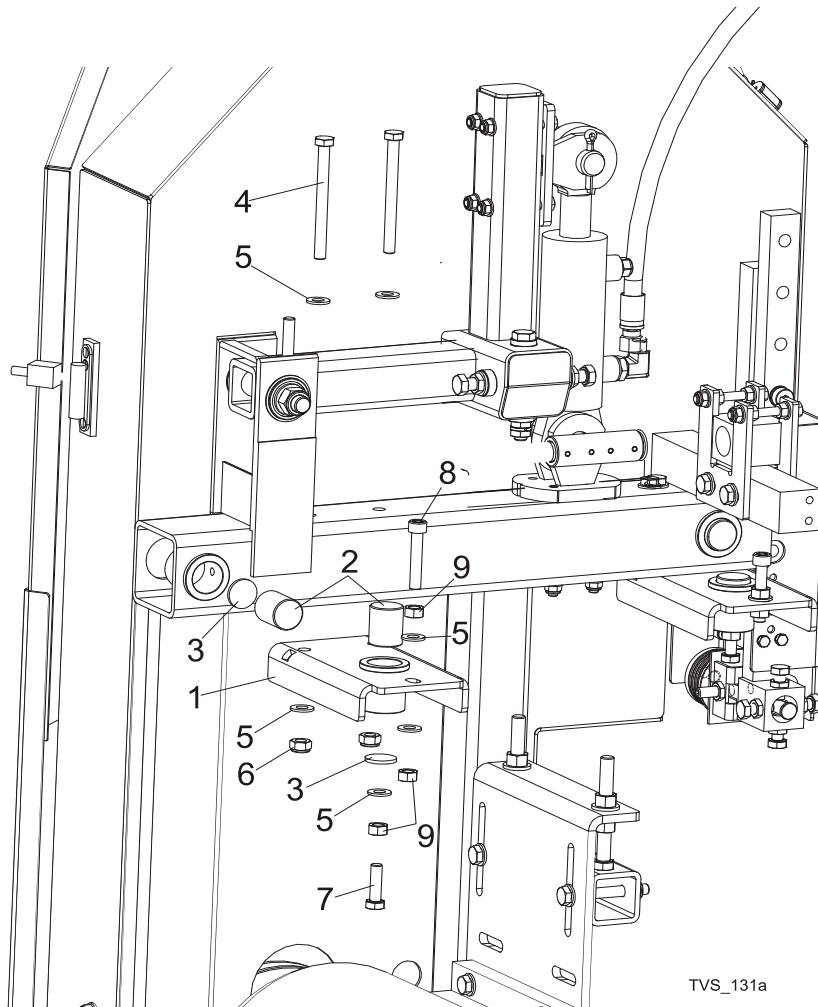
## 4.7 Saw Head Width Indicator



REF.	DESCRIPTION (◆ Indicates Parts Available In Assemblies Only)	PART #	QTY
	<b>SCALE INDICATOR, TVS COMPLETE</b>	098756	1
1	BRACKET, SCALE INDICATOR TVS	098622-1	1
2	BLOCK, BLADE WIDTH INDICATOR REDUCER	507301-1	1
3	INDICATOR, BLADE WIDTH SCALE	094821	1
4	BOLT, M4X16 5.8 HEX HEAD FULL THREAD ZINC	F81011-6	2
5	WASHER, 4.3 FLAT ZINC	F81051-2	2
6	BOLT, M8X16 -8.8-B-HEX HEAD FULL THREAD ZINC	F81002-20	2
7	WASHER, 8.4 FLAT ZINC	F81054-1	2
8	SCALE, TVS METRIC	098619	1
	SCALE, TVS INCH	502669	1
9	BOLT, M10X110 8.8 HEX HEAD ZINC	F81003-43	2
10	WASHER, 10.5 FLAT ZINC	F81055-1	4
11	NUT, M10-8-B NYLON HEX ZINC LOCK	F81033-1	2

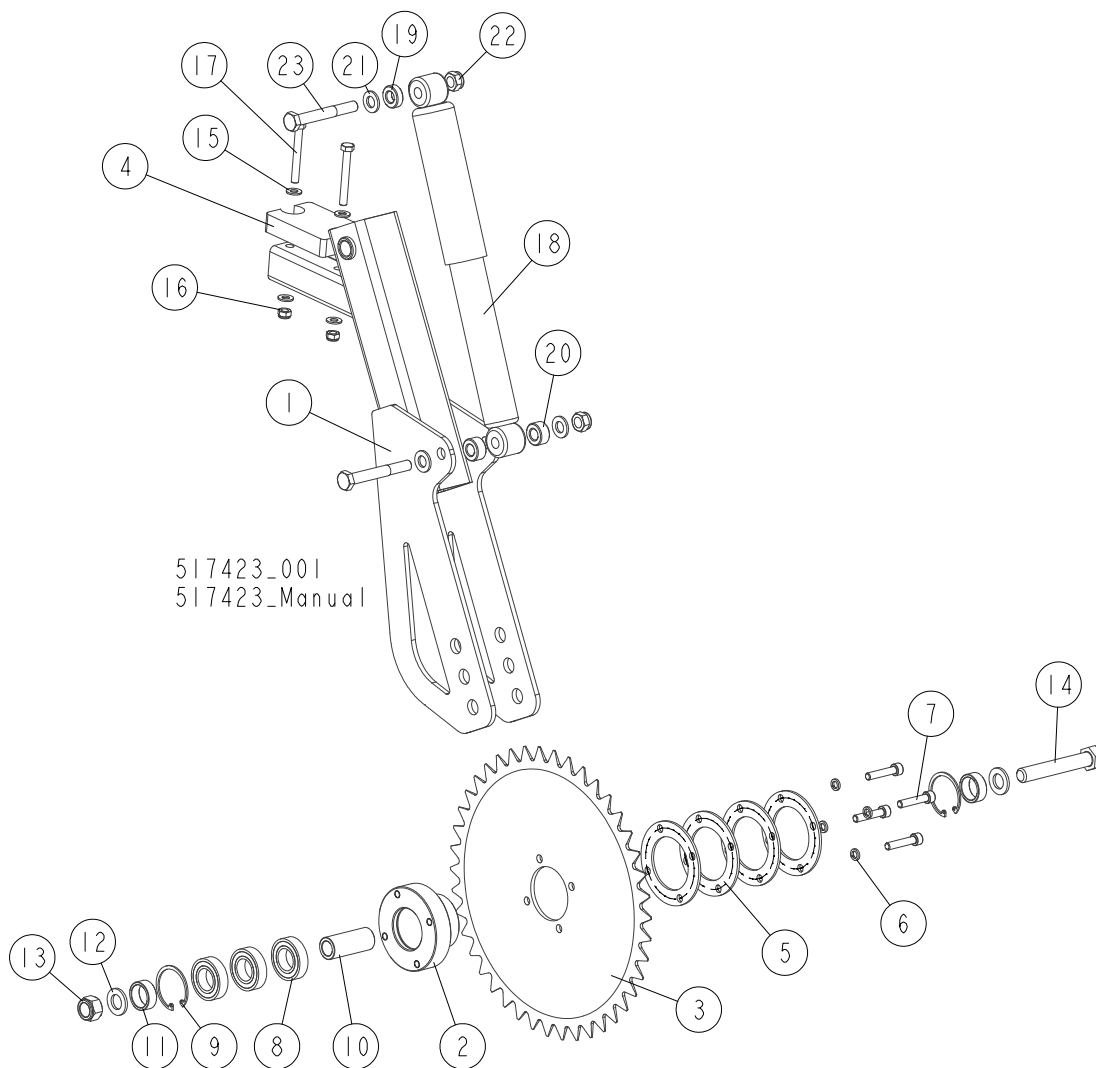


## 4.8 Saw Head Slide Brackets



REF.	DESCRIPTION (◆ Indicates Parts Available In Assemblies Only)	PART #	QTY
1	BRACKET, SLIDE LOWER TVS	096838-1	2
2	ROD, SLIDE TVS	096128	4
3	WASHER, BUSHING SLIDE ZINC TVS	096129-1	4
4	BOLT, M10X110 8.8 HEX HEAD ZINC	F81003-43	4
5	WASHER, 10.5 FLAT ZINC	F81055-1	9
6	NUT, M10-8-B NYLON HEX ZINC LOCK	F81033-1	4
7	BOLT, M10X35-8.8 HEX HEAD FULL THREAD ZINC	F81003-17	2
8	SCREW, M10X55-8.8 HEX SOCKET HEAD CAP	F81003-55	2
9	NUT, M10-8-B HEX ZINC	F81033-3	6

## 4.9 Hold-Down Wheel (V-Tables)



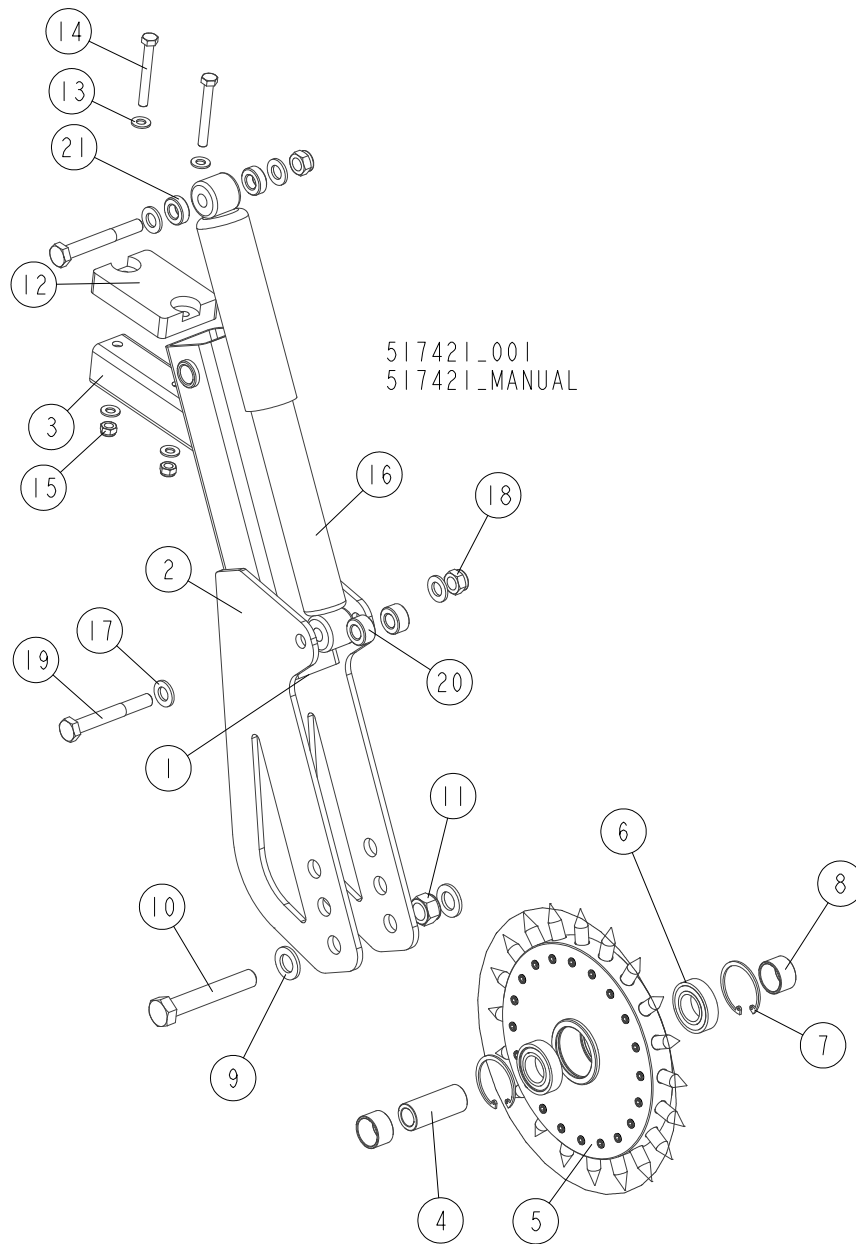
REF.	DESCRIPTION (◆ Indicates Parts Available In Assemblies Only)	PART #	QTY
	<b>WHEEL, TVS HOLD-DOWN</b>	<b>517423</b>	<b>1</b>
1	ARM WELDMENT, REAR HOLD-DOWN WHEEL	517420-1	1
2	ARBOR, HOLD-DOWN WHEEL	096351-1	1
3	WHEEL, LOG HOLD-DOWN ZINC-PLATED	096352-1	1
4	BUMPER, GRENE 70 3201 0010 SHR RUBBER	094969	1
5	SPACER	099530-1	4
6	WASHER, 8.4 FLAT ZINC	F81054	4
7	SCREW, M8X40-8.8 HEX SOCKET HEAD CAP ZINC	F81002-29	4
8	BEARING, 6005 2RS CX	089652	3
9	RING, W47 INSIDE RETAINING	089653	2
10	BUSHING, FI 25X16,5X60 ZINC-PLATED SPACER	098610-1	1
11	BUSHING, FI 25,5 X 32X12 ZINC-PLATED SPACER	097942-1	2
12	WASHER, 17 FLAT ZINC	F81058-1	2
13	NUT, M16-8 HEX NYLON ZINC LOCK	F81036-2	1

14	BOLT, M16X100-8.8 HEX HEAD FULL THREAD ZINC	F81006-2	1	
15	WASHER, 8.4 FLAT ZINC	F81054-1	4	
16	NUT, M8-8-B HEX NYLON ZINC LOCK	F81032-2	2	
17	BOLT, M8 X 65-5.8 HEX HEAD ZINC	F81002-3	2	
18	ABSORBER, WERTTEILE 554412 SHOCK	513494	1	
19	BUSHING, 12.5125-9	518735-1	2	
20	BUSHING, 2.5125-13.2	518306-1	2	
21	WASHER, 13 FLAT ZINC	F81056-1	4	
22	NUT, M12-8 HEX NYLON ZINC LOCK	F81034-2	2	
23	BOLT, M12X90-8.8 HEX HEAD ZINC	F81004-2	2	

# 4 Saw Head

## Saw Head Hold-Down Roller (Spiky Chain Table)

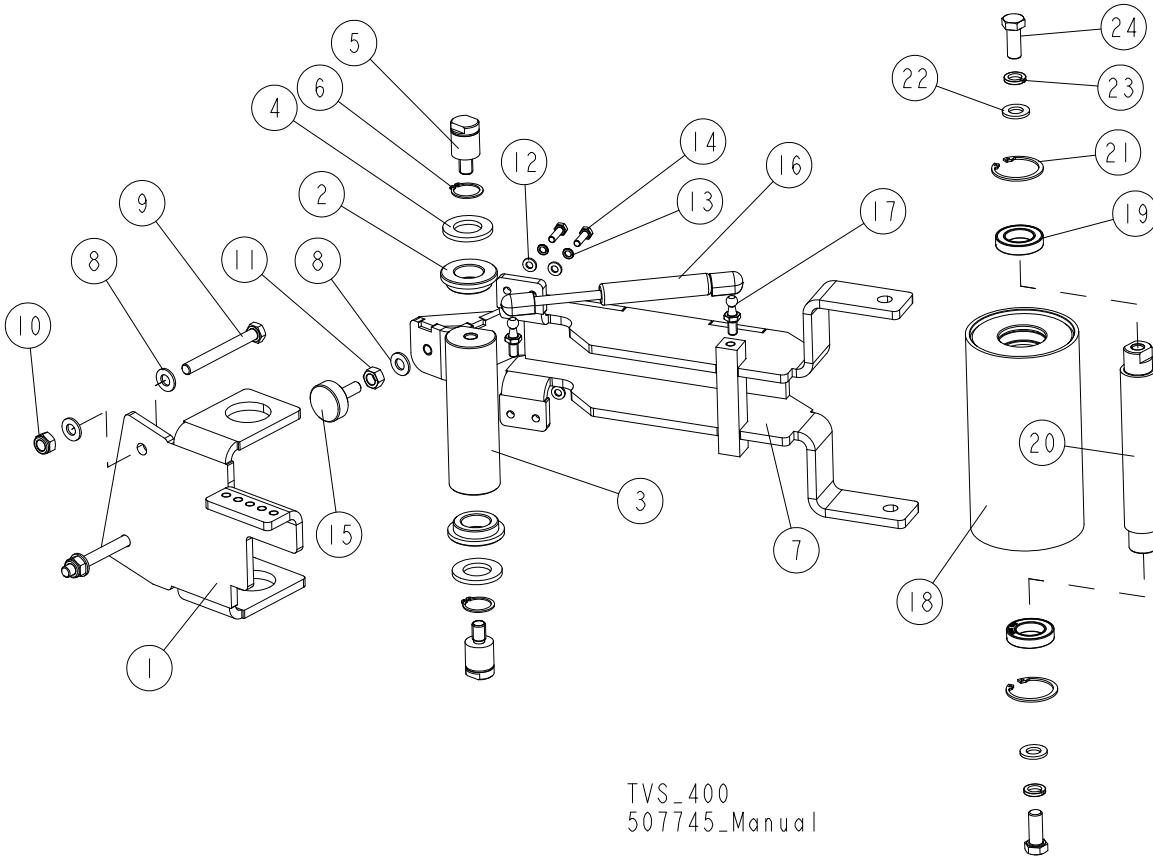
### 4.10 Saw Head Hold-Down Roller (Spiky Chain Table)



REF.	DESCRIPTION (◆ Indicates Parts Available In Assemblies Only)	PART #	QTY
	<b>ROLLER, TVS-SC SAW HEAD HOLD-DOWN</b>	517421	1
	ARM WELDMENT, REAR HOLD-DOWN WHEEL	517420-1	1
1	TUBE, HOLD-DOWN WHEEL ARM	097956	1
2	BRACKET, HOLD-DOWN WHEEL ARM	518729	2
3	TUBE, ARM STOP	097957	1
4	BUSHING, 16.5/25-60 ZINC-PLATED	098610-1	1
	WHEEL, TVS-SC HOLD-DOWN COMPLETE.	502639	1
5	WHEEL, HOLD-DOWN	502638-1	1
6	BEARING, 6005 2RS CX	089652	2

7	RING, W47 INSIDE RETAINING	089653	2	
8	BUSHING, 25.5/30-18 ZINC-PLATED	502645-1	2	
9	WASHER, 17 FLAT ZINC	F81058-1	2	
10	BOLT, M16X100-8.8 HEX HEAD FULL THREAD ZINC	F81006-2	1	
11	NUT, M16-8 HEX NYLON ZINC LOCK	F81036-2	1	
12	BUMPER, GRENE 70 3201 0010. SHR RUBBER	094969	1	
13	WASHER, 8.4 FLAT ZINC	F81054-1	4	
14	BOLT, M8 X 65-5.8 HEX HEAD ZINC	F81002-3	2	
15	NUT, M8-8-B HEX NYLON ZINC LOCK	F81032-2	2	
16	ABSORBER, WERTTEILE 554412 SHOCK	513494	1	
17	WASHER, 13 FLAT ZINC	F81056-1	4	
18	NUT, M12-8 HEX NYLON ZINC LOCK	F81034-2	2	
19	BOLT, M12X90-8.8 HEX HEAD ZINC	F81004-2	2	
20	BUSHING, 12.5/25-13.2	518306-1	2	
21	BUSHING, 12.5/25-9	518735-1	2	

4.11 Hold-Down Roller Assembly (Option)

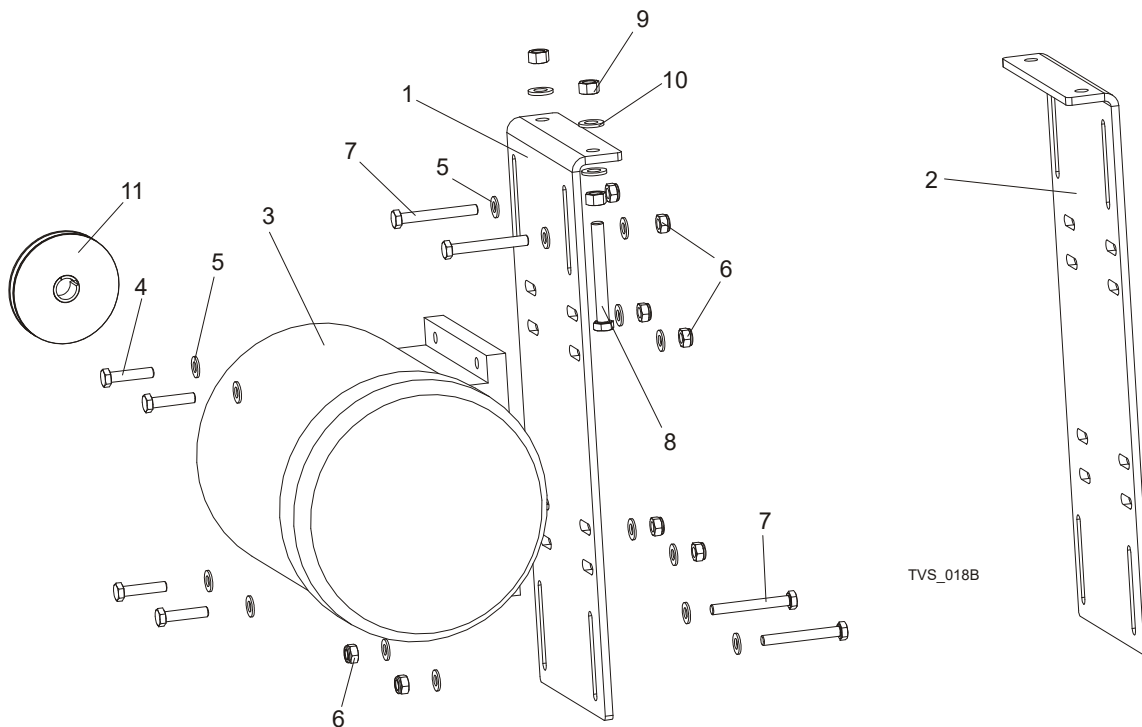


TVS\_400  
507745\_Manual

REF.	DESCRIPTION (* Indicates Parts Available In Assemblies Only)	PART #	QTY
	<b>ROLLER ASSEMBLY, HOLD-DOWN</b>	<b>507745</b>	<b>1</b>
	<b>ROLLER, HOLD-DOWN LEFT</b>	<b>507730</b>	<b>1</b>
	<b>ROLLER, HOLD-DOWN RIGHT</b>	<b>507740</b>	<b>1</b>
1	BRACKET, MOUNT LEFT	512046-1	1
	BRACKET, MOUNT RIGHT	512045-1	1
2	BUSHING, TVS SC MOUNTING	507738	2
3	PIVOT, GUIDE ROLLER ARM ZINC-PLATED	508182-1	1
4	WASHER, 25 FLAT ZINC	F81061-3	2
5	BOLT, TVS SC ZINC-PLATED MOUNTING	508183-1	2
6	RING, 25Z OUTSIDE RETAINING	F81090-22	2
7	BRACKET, ROLLER HOLD-DOWN COMPLETE	508230-1	1
8	WASHER, 10.5 FLAT ZINC	F81055-1	5
9	BOLT, M10X90-8.8-B HEX HEAD ZINC	F81003-66	2
10	NUT, M10-8-B HEX NYLON ZINC LOCK	F81033-1	2
11	NUT, M10-8-B-FE	F81033-3	1
12	WASHER, 6.4 FLAT ZINC	F81053-1	4
13	WASHER, Z 6.1 SPLIT LOCK ZINC	F81053-3	4
14	BOLT, M6x20-8.8 HEX HEAD FULL THREAD ZINC	F81001-2	4
15	FOOT, BASE ADJUST	092839	1
	<b>GAS, CYLINDER F1=200N COMPLETE</b>	<b>508920</b>	<b>1</b>
16	GAS, CYLINDER F1=200N	508919	1

REF.	DESCRIPTION (* Indicates Parts Available In Assemblies Only)	PART #	QTY	
17	BOLT, M8x17 SPECIAL ZINC	500463	2	
	<b>ROLLER, TVS SC COMPLETE</b>	<b>510655</b>	<b>1</b>	
18	GUIDE ROLLER WELDMENT	510653-1	1	
19	BEARING, 61905 2RS CX	099037	2	
20	PIVOT, TVS SC GUIDE ROLLER	510656-1	1	
21	RING, W042 INSIDE RETAINING	F81090-19	2	
22	WASHER, 13 FLAT ZINC	F81056-1	2	
23	WASHER, Z12.2 SPLIT LOCK ZINC	F81056-2	2	
24	BOLT, M12X30-8.8 HEX HEAD FULL THREAD ZINC	F81004-22	2	

### 4.12 Blade Drive Motor



REF.	DESCRIPTION (◆ Indicates Parts Available In Assemblies Only)	PART #	QTY
1	PLATE, MOTOR MOUNT RIGHT	096123-1	1
	PLATE, MOTOR MOUNT RIGHT (TVS-USA)	099398-1	1
2	PLATE, MOTOR MOUNT LEFT	098436-1	1
	PLATE, MOTOR MOUNT LEFT (TVS-USA)	099397-1	1
3	MOTOR, 7,5KW SG132S-2B HM	090993	2
	MOTOR, 11KW PSg-132 S2 - HM	089049	2
	MOTOR, 12kW 1LE1002-1CA63-4AA4-Z (USA)	P85186-UL	2
	MOTOR, 15KW(20HP)380-420V ELECTRIC (TVS-USA)	086856-UL	2
4	BOLT, M10x45-8.8 HEX HEAD FULL THREAD ZINC	F81003-3	8
5	WASHER, 10.5 FLAT ZINC	F81055-1	32
6	NUT, M10-8-B NYLON HEX ZINC LOCK	F81033-1	16
7	BOLT, M10X80-8.8 HEX ZINC	F81003-50	8
8	BOLT, M12X100 8.8 HEX HEAD FULL THREAD ZINC	F81004-45	4
9	NUT, M12-8-B HEX ZINC	F81034-1	4
10	WASHER, 13 FLAT ZINC	F81056-1	8
11	PULLEY, SPB $\Phi$ 140X1/ $\Phi$ 38 (F02325+T31079)	500571 <sup>1</sup>	2
	PULLEY, SPB $\Phi$ 170X1/ $\Phi$ 38 (F01794+T31079)	500575 <sup>2</sup>	2
	PULLEY, SPB190/1 W/2012/38 TAPER SPLIT BUSHING	099601 <sup>3</sup>	2
	PULLEY, SPB125X1/FI38 F02319+T31079 TAPER SPLIT BUSHING	501556 <sup>4</sup>	2
	PULLEY, $\Phi$ 150/ FI42 F02329+T31081 (TVS-USA)	099503	1

<sup>1</sup> Standard Equipment. Blade Linear Velocity  $v=20.5$  m/s.

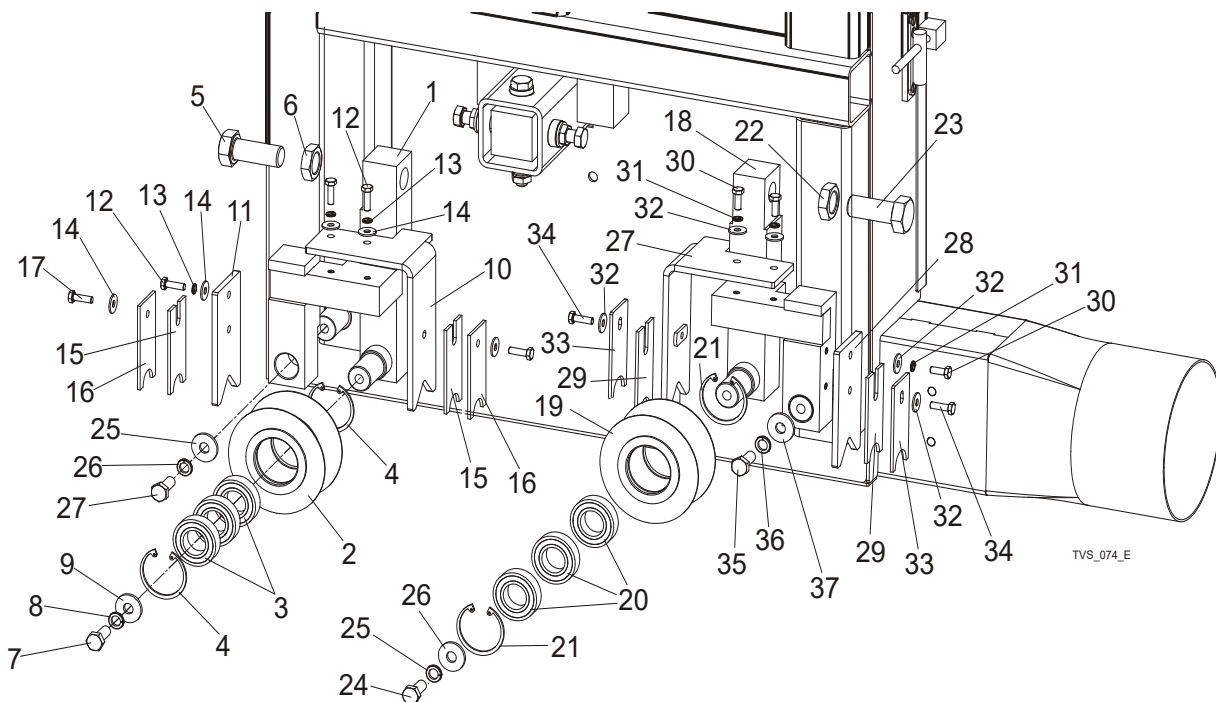
<sup>2</sup> Blade Linear Velocity  $v=25$  m/s.

<sup>3</sup> Blade Linear Velocity  $v=28$  m/s.

<sup>4</sup> Blade Linear Velocity  $v=23$  m/s.



### 4.13 Saw Head Support Rollers



REF.	DESCRIPTION (◆ Indicates Parts Available In Assemblies Only)	PART #	QTY
	<b>ROLLER, TVS SAW HEAD ADJUST SUPPORT, COMPLETE</b>	<b>100179</b>	<b>2</b>
1	SUPPORT, TVS SAW HEAD ROLLER	100177-1	1
2	ROLLER, TVS SAW HEAD SUPPORT	096834-1	1
3	BEARING, 6005 2RS CX	089652	3
4	RING, W47 SPRING RETAINING	089653	2
5	BOLT, M10X1.5X50-8.8-B ZINC-PLATED	F81007-2	1
6	NUT, M20X1.5 ZINC-PLATED THIN	F81037-7	1
7	BOLT, M10X25-8.8-HEX HEAD FULL THREAD ZINC	F81003-11	1
8	WASHER, 10.2 SPLIT LOCK ZINC	F81055-2	1
9	WASHER,10.5 ZINC FLAT SPECIAL	F81055-6	1
10	SUPPORT, WIPER RIGHT	101092-1	1
11	SUPPORT, WIPER LEFT	101093-1	1
12	BOLT, M6 X 16 8.8 HEX HEAD FULL THREAD ZINC	F81001-15	3
13	WASHER, Z6.1 SPLIT LOCK ZINC	F81053-3	3
14	WASHER, 6.5 FLAT ZINC	F81053-11	5
15	WIPER, TOP RAIL	101090	2
16	PLATE, TRACK WIPER PTD	088559-1	2
17	BOLT, M6X20-8.8 HEX HEAD FULL THREAD ZINC	F81001-2	2
	<b>ROLLER, TVS SAW HEAD ADJUST SUPPORT LEFT, COMPLETE</b>	<b>509887</b>	<b>2</b>
18	BRACKET, ROLLER WLDMT/PTD	509888-1	1
	<b>ROLLER, TVS SAW HEAD SUPPORT, COMPLETE</b>	<b>096835</b>	<b>1</b>
19	ROLLER, TVS SAW HEAD SUPPORT PTD	096834-1	1
20	BEARING, 6005 2RS CX	089652	3
21	Ring, W47 Spring Retaining	089653	2

## 4

**Saw Head***Saw Head Support Rollers*

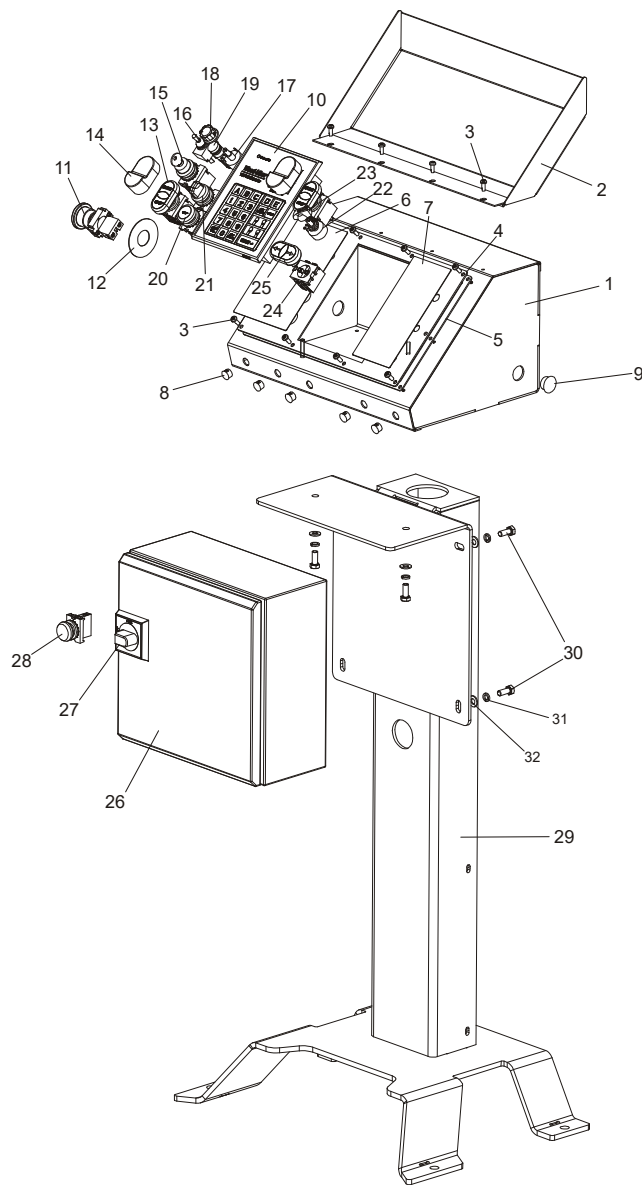
22	NUT, M20X1.5 ZINC-PLATED THIN	F81037-7	1	
23	BOLT, M10X1.5X50-8.8-B ZINC-PLATED	F81007-2	1	
24	BOLT, M10X25-8.8-HEX HEAD FULL THREAD ZINC	F81003-11	1	
25	WASHER, 10.2 SPLIT LOCK ZINC	F81055-2	1	
26	WASHER,10.5 ZINC FLAT SPECIAL	F81055-6	1	
27	SUPPORT, WIPER LEFT	509889-1	1	
28	SUPPORT, WIPER LEFT	101093-1	1	
29	WIPER, TOP RAIL	101090	2	
30	BOLT, M6 X 16 8.8 HEX HEAD FULL THREAD ZINC	F81001-15	3	
31	WASHER, Z6.1 SPLIT LOCK ZINC	F81053-3	3	
32	WASHER, 6.5 FLAT ZINC	F81053-11	5	
33	PLATE, TRACK WIPER	088559-1	2	
34	BOLT, M6X20-8.8 HEX HEAD FULL THREAD ZINC	F81001-2	2	
35	<b>BOLT, M10 X 25 8.8 HEX HEAD FULL THREAD ZINC</b>	F81003-31	2	
36	<b>WASHER, 10.2 SPLIT LOCK ZINC</b>	F81055-2	2	
37	<b>WASHER,10.5 ZINC FLAT SPECIAL</b>	F81055-6	2	

## 4.14 Electric Box



REF.	DESCRIPTION (◆ Indicates Parts Available In Assemblies Only)	PART #	QTY
	<b>ELECTRIC BOX TVS 400V CE</b>	509150	1
	<b>ELECTRIC BOX TVS 230V CE</b>	509150-2	1
	<b>ELECTRIC BOX TVS 400V</b>	509150-3	1
	<b>ELECTRIC BOX TVS 460V</b>	509150-4	1
	<b>ELECTRIC BOX TVS 230V</b>	509150-5	1
<b>1</b>	SWITCH, ABB OT45E3	095473	1
	HANDWHEEL, OHB2AJ ABB	088265-1	1
	AXIS, OXS5X160 ABB	088265-2	1
<b>2</b>	LIGHT, WHITE CONTROL	090488	1

**4.15 Control Box**



REF.	DESCRIPTION (◆ Indicates Parts Available In Assemblies Only)	PART #	QTY
	<b>CONTROL BOX, TVS COMPLETE</b>	509141	1
1	CONTROL BOX, TVS	510061-1	1
2	COVER, CONTROL BOX - COMPLETE	097135-1	1
3	BOLT, #10-24 X 1/2 PH PAN HD, TYPE 23	F05015-17	12
4	PANEL, TVS FRONT CONTROL	503535-1	1
5	GASKET, LT20 CONTROL BOX	097132	1
6	DECAL, TVS CONTROL BOX LEFT	503538A	1
7	DECAL, TVS CONTROL BOX RIGHT	503538B	1
8	CAP, DP 812 HEJMAN 12.7 DIA. HOLE	086773	5
9	CAP, 22.2 HOLE SR1086	093544	1
10	CONTROLLER, TBS01	503467 <sup>1</sup>	1

	CAP, TVS CONTROL BOX	504378	1	
	DECAL, TVS CONTROL BOX	504379	1	
	DIAPHRAGM, TVS CONTROLLER	083731	1	
<b>11</b>	SWITCH, XB2 BS542 EMERGENCY STOP	086556	1	
<b>12</b>	LEGEND PLATE	086561	1	
	SWITCH, 24V START/STOP	090452	2	
<b>13</b>	LIGHT, M22 WHITE-LED 24V CONTROL	090448	1	
<b>14</b>	MEMBRANE, M22-T-DD	090462	1	
<b>15</b>	SWITCH, M22 3-POSITION KEY	091361	1	
<b>16</b>	SWITCH, DPDT ON/OFF/ON 15A TOGGLE	024588	1	
<b>17</b>	POT, 500K 2W 10% CP PANEL MOUNT	024553	1	
<b>18</b>	KNOB, 1/4 ID FLUTED ROUND PLASTIC	033478	1	
<b>19</b>	CONTROL BULB XB6 AV 3BB	087348	1	
<b>20</b>	SWITCH, M22 STOP	090926	1	
<b>21</b>	SWITCH, M22 3-POSITION ILLUMINATED	091359	1	
<b>22</b>	POTENTIOMETER, 1K LTAGA	E20519	1	
<b>23</b>	KNOB, SPEED CONTROL	P06257	1	
<b>24</b>	ELEMENT, M22-K10 CONTACT	091362	1	
<b>25</b>	BUTTON, M22-DD-S-X7/X7	090917	1	
	BOX, POWER SUPPLY TVS	507258	1	
<b>26</b>	BOX, SAREL S83002 /300x300x150/	092627	1	
<b>27</b>	HANDLE, OHB S2A1 ABB SWITCH	502312-1	1	
<b>28</b>	LIGHT, 1SFA619402L5415 WHITE CONTROL	509129	1	
<b>29</b>	BOX WELDMENT, CONTROL	505555-1	1	
<b>30</b>	BOLT, M8x20-8.8-B HEX HEAD FULL THREAD ZINC	F81002-4	4	
<b>31</b>	WASHER 8.2 SPLIT LOCK ZINC	F81054-4	4	
<b>32</b>	WASHER, 8.4 FLAT ZINC	F81054-1	4	

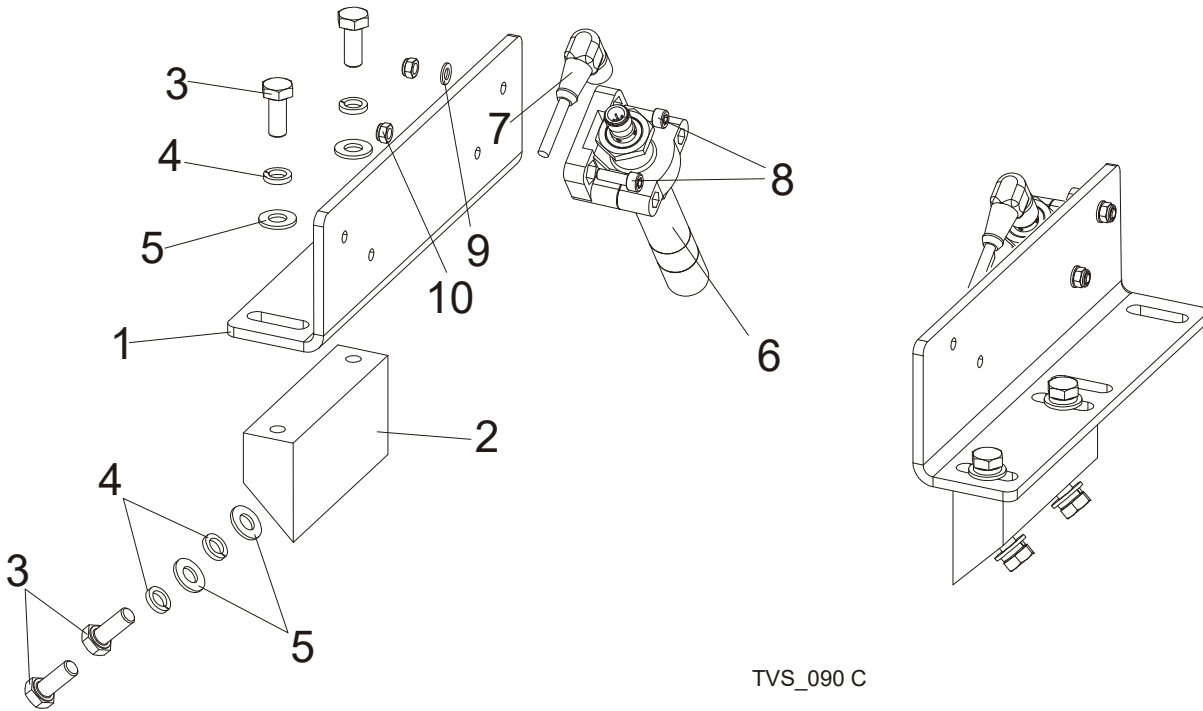
<sup>1</sup> In machines with Automatic Cutting Width Setting Option only.

# 4

## Saw Head

### Laser Assembly (Optional)

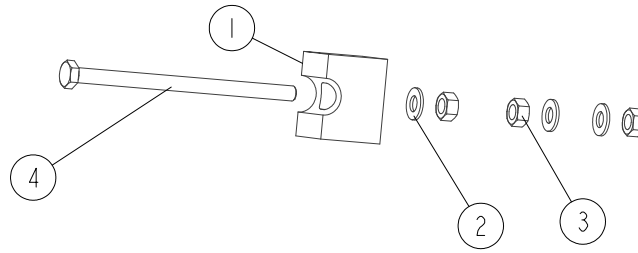
#### 4.16 Laser Assembly (Optional)



REF.	DESCRIPTION (◆ Indicates Parts Available In Assemblies Only)	PART #	QTY
	<b>TVS LASER ASSEMBLY</b>	<b>100079</b>	<b>1</b>
1	PLATE, TVS LASER MOUNTING	098304	2
2	BRACKET, TVS LASER	098303	2
3	BOLT, M8x20-5.8 HEX HEAD FULL THREAD ZINC	F81002-1	8
4	WASHER, 8.2 SPLIT LOCK ZINC	F81054-4	8
5	WASHER, 8.4 FLAT ZINC	F81054-1	8
6	LASER, Z5M18B-F-532-IG90 GREEN - LINEAR	501025	2
7	CABLE, 5M 4-WIRE SENSOR	087652	2
8	SCREW, M5X16-8.8 HEX SOCKET HEAD CAP ZINC	F81000-25	4
9	WASHER, 5.3 FLAT ZINC	F81052-1	4
10	NUT, M5-8- DIN985 ZINC	F81030-2	4

### 4.17 Friction Assembly (Manual Cutting Width Setting)

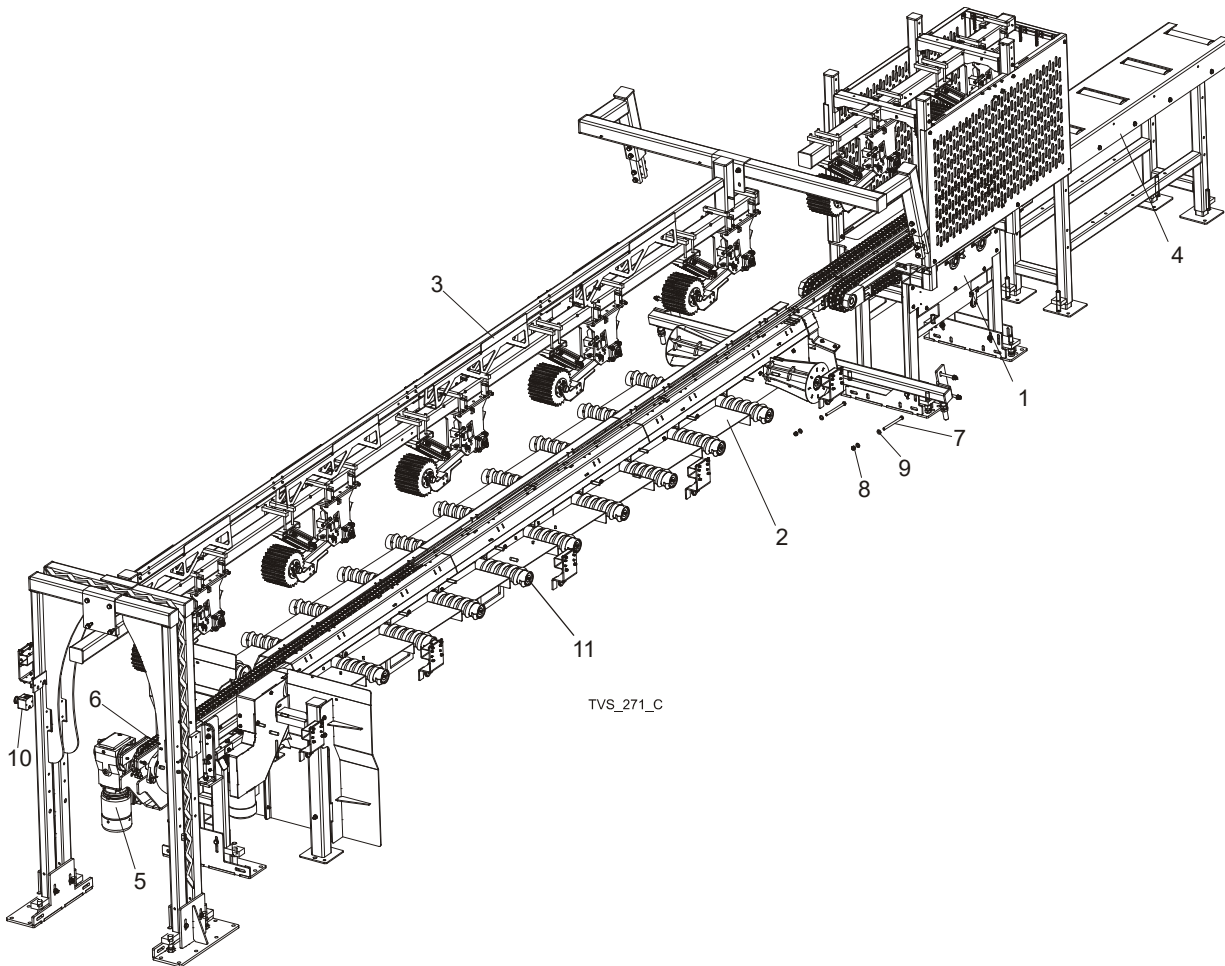
TVS\_408  
516366\_Oper\_Manual



REF.	DESCRIPTION (◆ Indicates Parts Available In Assemblies Only)	PART #	QTY
	<b>FRICTION ASSEMBLY</b>	<b>516336</b>	<b>1</b>
1	BLOCK, FRICTION ASSEMBLY	517532	1
2	WASHER, 8.4 FLAT ZINC	F81054-1	3
3	NUT, M8-8-B HEX ZINC	F81032-1	3
4	BOLT, M8X130 8.8 HEX HEAD FULL THREAD ZINC	F81002-72	1

## SECTION 5 TVS FLAT TABLES

### 5.1 TVS Flat Table Set



REF.	DESCRIPTION (◆ Indicates Parts Available In Assemblies Only)	PART #	QTY
	TABLE SET, TVS FT 3.6	TVSFT3.6	1
	TABLE SET, TVS FT 3.6 CE	TVSFT3.6S	1
	TABLE SET, TVS FT 3.6 E	TVSFT3.6E	1
	TABLE SET, TVS FT 3.6 E-SR	TVSFT3.6E-SR	1
	TABLE SET, TVS FT 3.6 UL	TVSFT3.6UL	1
	TABLE SET, TVS FT 2.4	TVSFT2.4	1
	TABLE SET, TVS FT 2.4 CE	TVSFT2.4S	1
	TABLE SET, TVS FT 2.4 E	TVSFT2.4E	1
	TABLE SET, TVS FT 2.4 E-SR	TVSFT2.4E-SR	1
	TABLE SET, TVS FT 2.4 UL	TVSFT2.4UL	1
1	TVS FT Table w/Pneumatic Hold-Down Rollers <a href="#">See Section 5.2</a>	507487	1
2	TVS FT3.6 Outfeed Table - Complete <a href="#">See Section 5.3</a>	509475	1
	TVS FT2.4 Outfeed Table - Complete <a href="#">See Section 5.3</a>	509497	1

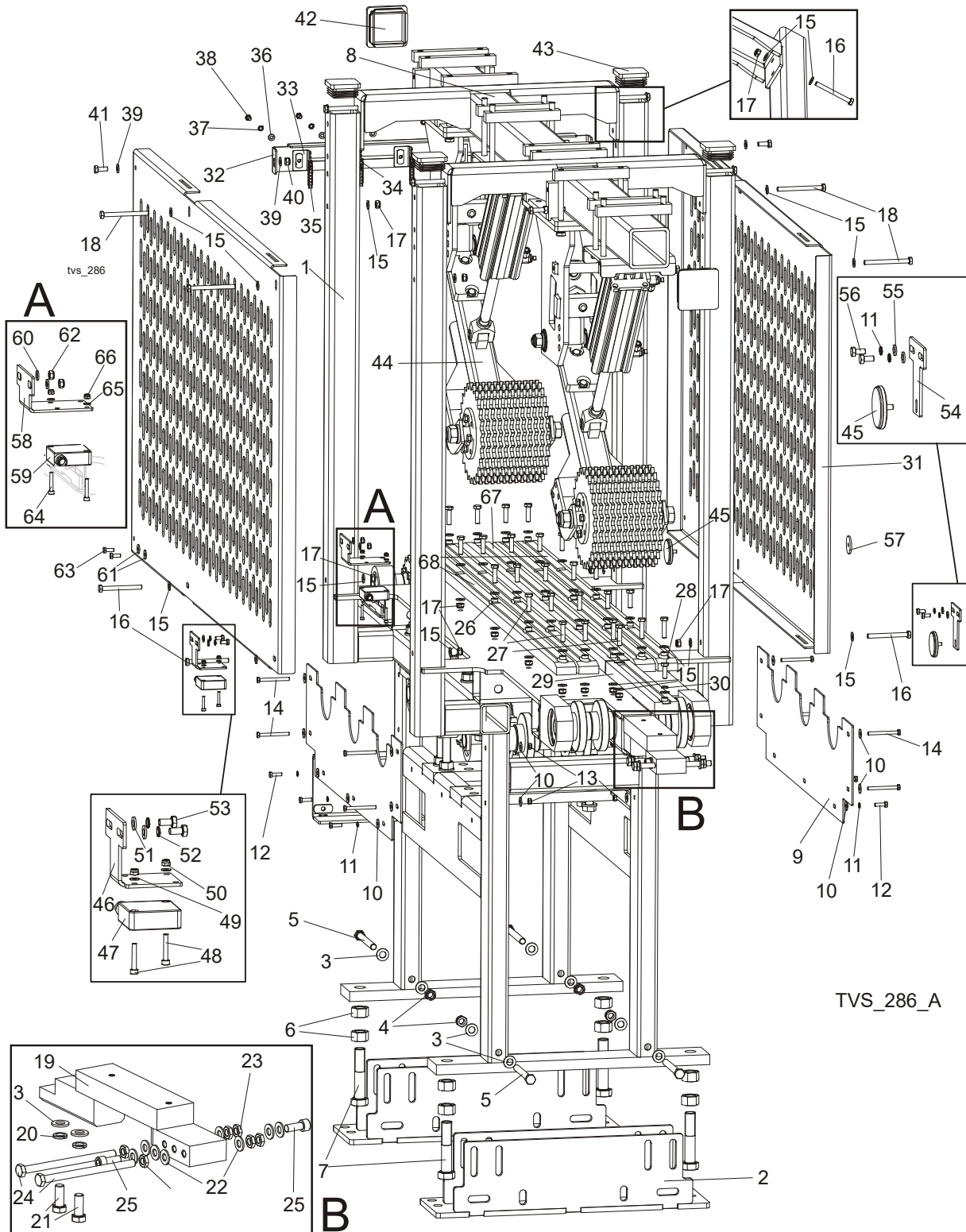


<b>3</b>	Hold-Down Roller Set, TVS FT3.6E, SE Outfeed Table <a href="#">See Section 5.18</a>	510945	1	
	Hold-Down Roller Set, TVS FT3.6 Outfeed Table <a href="#">See Section 5.24</a>	510360	1	
	Side Barrier & Guard Assembly, TVS FT 3.6	509490 <sup>1</sup>	1	
	Hold-Down Roller Set, TVS FT2.4 E, SE Outfeed Table <a href="#">See Section 5.19</a>	510940	1	
	Hold-Down Roller Set, TVS FT2.4 Outfeed Table <a href="#">See Section 5.23</a>	511199	1	
	Side Barrier & Guard Assembly, TVS FT 2.4	509249 <sup>2</sup>	1	
<b>4</b>	Table, SVS/TVS FT Infeed & Outfeed <a href="#">See Section 5.11</a>	099170	1	
<b>5</b>	Drive Module, (NORD) - TVS FT <a href="#">See Section 5.10</a>	509816	1	
<b>6</b>	Chain & Chain Support Assembly (TVS FT 2.4) <a href="#">See Section 5.5</a>	515504	1	
	Chain & Chain Support Assembly (TVS FT 3.6) <a href="#">See Section 5.5</a>	515506	1	
<b>7</b>	Stop Plate Assembly <a href="#">See Section 5.11</a>	508930	1	

<sup>1</sup> Included in 510360 ([See Section 5.15](#)).

<sup>2</sup> Included in 511199 ([See Section 5.31](#)).

**5.2 TVS FT Infeed Table**

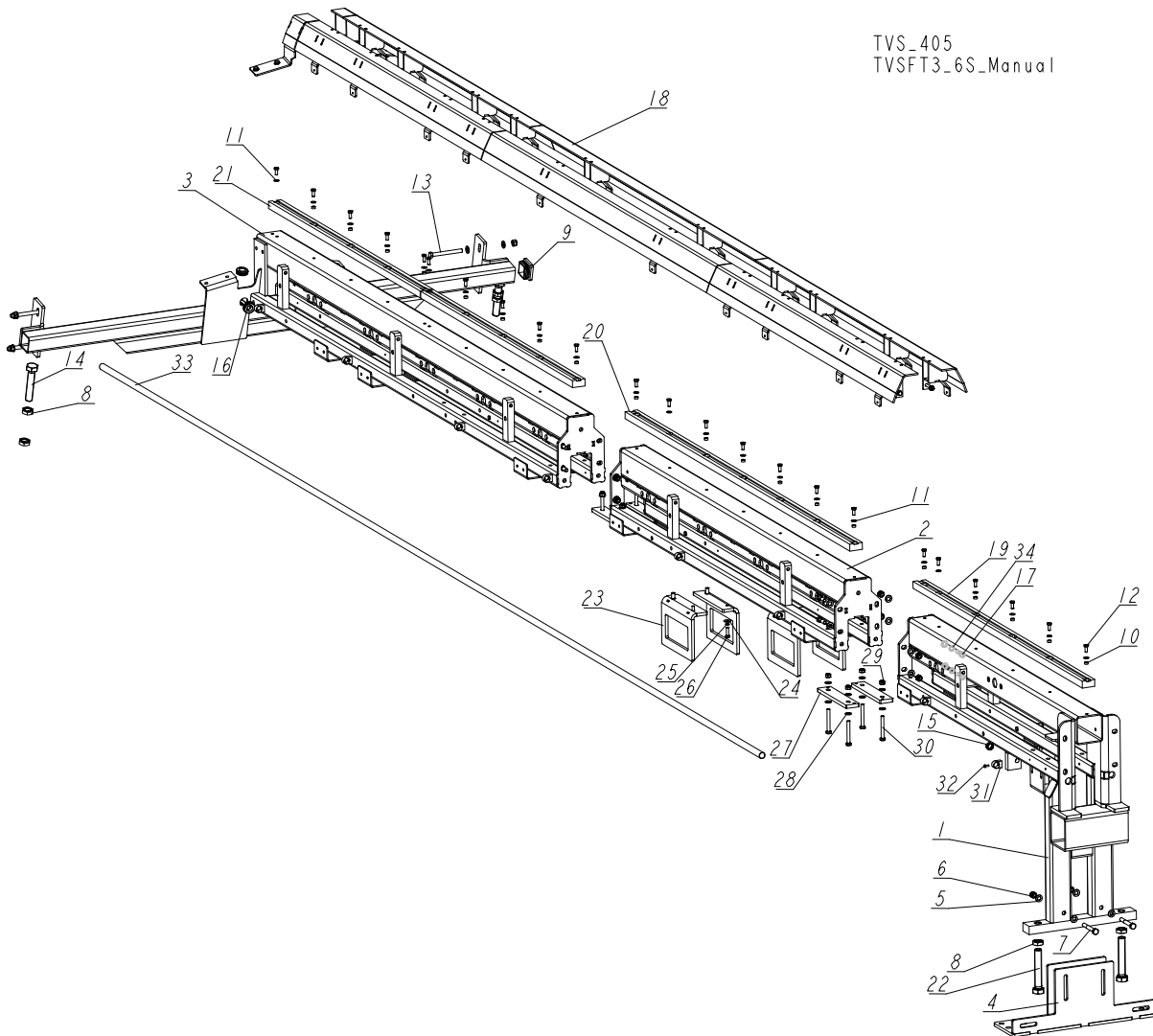


REF.	DESCRIPTION (◆ Indicates Parts Available In Assemblies Only)	PART #	QTY
	<b>TABLE, TVS FT W/PNEUMATIC HOLD-DOWN ROLLERS - COMPLETE</b>	<b>507487</b>	<b>1</b>
1	TABLE WELDMENT, TVS FT INFEED	507486-1	1
2	FOOT, TVS FT TABLE ADJUSTABLE	100244-1	2

3	WASHER, 13 FLAT ZINC	F81056-1	10	
4	NUT, M12-8 HEX NYLON ZINC LOCK	F81034-2	4	
5	BOLT, M12x120 8.8 HEX HEAD ZINC	F81004-38	4	
6	NUT, M20-8 HEX ZINC	F81037-1	8	
7	BOLT, M20x100-8.8 HEX HEAD FULL THREAD ZINC	F81007-13	4	
8	TUBE, HOLD-DOWN ROLLER MOUNT	508408-1	1	
9	GUARD, SIDE	508409-1	2	
10	WASHER, 6.5 SPECIAL FLAT ZINC	F81053-11	22	
11	WASHER, Z6.1 SPLIT LOCK ZINC	F81053-3	8	
12	BOLT, M6X20-8.8 HEX HEAD FULL THREAD ZINC	F81001-2	6	
13	NUT, M6-8-B HEX NYLON ZINC LOCK	F81031-2	8	
14	BOLT, M6x60-8.8 HEX HEAD FULL THREAD ZINC	F81001-9	8	
15	WASHER, 8.4 FLAT ZINC	F81054-1	77	
16	BOLT, M8X80-8.8 HEX HEAD ZINC	F81002-18	8	
17	NUT, M8-8-B HEX NYLON ZINC LOCK	F81032-2	38	
18	BOLT, M8x90-8.8 HEX HEAD FULL THREAD ZINC	F81002-16	4	
19	BLOCK WELDMENT, TABLE CONNECTION ZINC-PL.	507796-1	1	
20	WASHER, M12 SPLIT LOCK ZINC	F81056-2	2	
21	BOLT, M12x30-8.8 HEX HEAD FULL THREAD ZINC	F81004-22	2	
22	WASHER, 10.5 FLAT ZINC	F81055-1	8	
23	NUT, M10-04-W THIN ZINC	F81033-6	6	
24	BOLT, M10x150-8.8 HEX HEAD FULL THREAD ZINC	F81003-54	2	
25	SCREW, M10x25 8.8 HEX SOCKET HEAD CAP ZINC	F81003-32	2	
26	BUSHING, 12.5 X 8.4 X 6 SPACER	504040-1	22	
27	BOLT, M8X30-8.8 HEX HEAD FULL THREAD ZINC	F81002-7	26	
28	BOLT, M8x25-8.8-B HEX HEAD FULL THREAD ZINC	F81002-5	1	
29	GUIDE, 16B-2.438MM CHAIN	509496	1	
30	WASHER, 8.2 SPLIT LOCK ZINC	F81054-4	1	
31	GUARD, SIDE	507589-1	2	
	<b>CHAIN CURTAIN</b>	<b>509334</b>	<b>1</b>	
32	BRACKET, CHAIN MOUNT	509335-1	1	
33	PLATE, 05B-4 CHAIN MOUNTING - COMPLETE	501937-1	6	
	<b>CHAIN, BLADE DISTANCE ADJUSTMENT - COMPLETE</b>	<b>098515</b>	<b>6</b>	
34	LINK, 05B-1. CHAIN	098517	1	
35	CHAIN, 05B-1-73. ROLLER	098516	1	
36	WASHER, 6.5 SPECIAL FLAT ZINC	F81053-11	6	
37	WASHER, Z 6.1 SPLIT LOCK ZINC	F81053-3	6	
38	BOLT, M6x12-8.8 HEX HEAD FULL THREAD ZINC	F81001-7	6	
39	WASHER, 8.4 FLAT ZINC	F81054-1	4	
40	NUT, M8-8-B HEX NYLON ZINC LOCK	F81032-2	2	
41	BOLT, M8x20-5.8 HEX HEAD FULL THREAD ZINC	F81002-1	2	
42	CAP, HOLD-DOWN ROLLER FRAME	089644	2	
43	CAP, 1540 DIA. OUTRIGGER LEG	089710	4	
44	ROLLER, TVS FT TABLE HOLD-DOWN - COMPLETE <a href="#">See Section 5.25</a>	511043	2	
45	SENSOR, PHOTO RECEIVER	091401	2	
	<b>SENSOR, PROXIMITY PHOTOELECTRIC - COMPLETE</b>	<b>509762</b>	<b>1</b>	
46	BRACKET, PHOTO SENSOR	509761-1	1	
47	SENSOR, XUK1APANM12 PROXIMITY PHOTOELECTRIC	093169	1	

48	SCREW, M4 HEX SOCKET HEAD CAP ZINC	F81011-3	2	
49	WASHER, 4.3 FLAT ZINC	F81051-2	2	
50	NUT, M4-B HEX NYLON ZINC LOCK	F81029-1	2	
51	WASHER, 6.4 FLAT ZINC	F81053-1	2	
52	WASHER, Z6.1 SPLIT LOCK ZINC	F81053-3	2	
53	BOLT, M6x12-8.8 HEX HEAD FULL THREAD ZINC	F81001-7	2	
54	BRACKET, PHOTO SENSOR RECEIVER	509763-1	1	
55	WASHER, 6.4 FLAT ZINC	F81053-1	2	
56	BOLT, M6x12-8.8 HEX HEAD FULL THREAD ZINC	F81001-7	2	
57	WASHER, ZINC-PLATED	507033-1	1	
	<b>SENSOR, PROXIMITY PHOTOELECTRIC - COMPLETE</b>	<b>509758</b>	<b>1</b>	
58	BRACKET, PHOTO SENSOR	509764-1	1	
59	SENSOR, XUK1APANM12 PROXIMITY PHOTOELECTRIC	093169	1	
60	WASHER, 6.4 FLAT ZINC	F81053-1	2	
61	WASHER, 6.5 SPECIAL FLAT ZINC	F81053-11	2	
62	NUT, M6-8-B HEX NYLON ZINC LOCK	F81031-2	2	
63	BOLT, M6 x 16 8.8 HEX HEAD FULL THREAD ZINC	F81001-15	2	
64	SCREW, M4 HEX SOCKET HEAD CAP ZINC	F81011-3	2	
65	WASHER, 4.3 FLAT ZINC	F81051-2	2	
66	NUT, M4-B HEX NYLON ZINC LOCK	F81029-1	2	
67	GUIDE, 16B-21290MM CHAIN	508402	1	
68	GUIDE, 16B-1 1290MM CHAIN	508403	4	

### 5.3 TVS FT Outfeed Tables

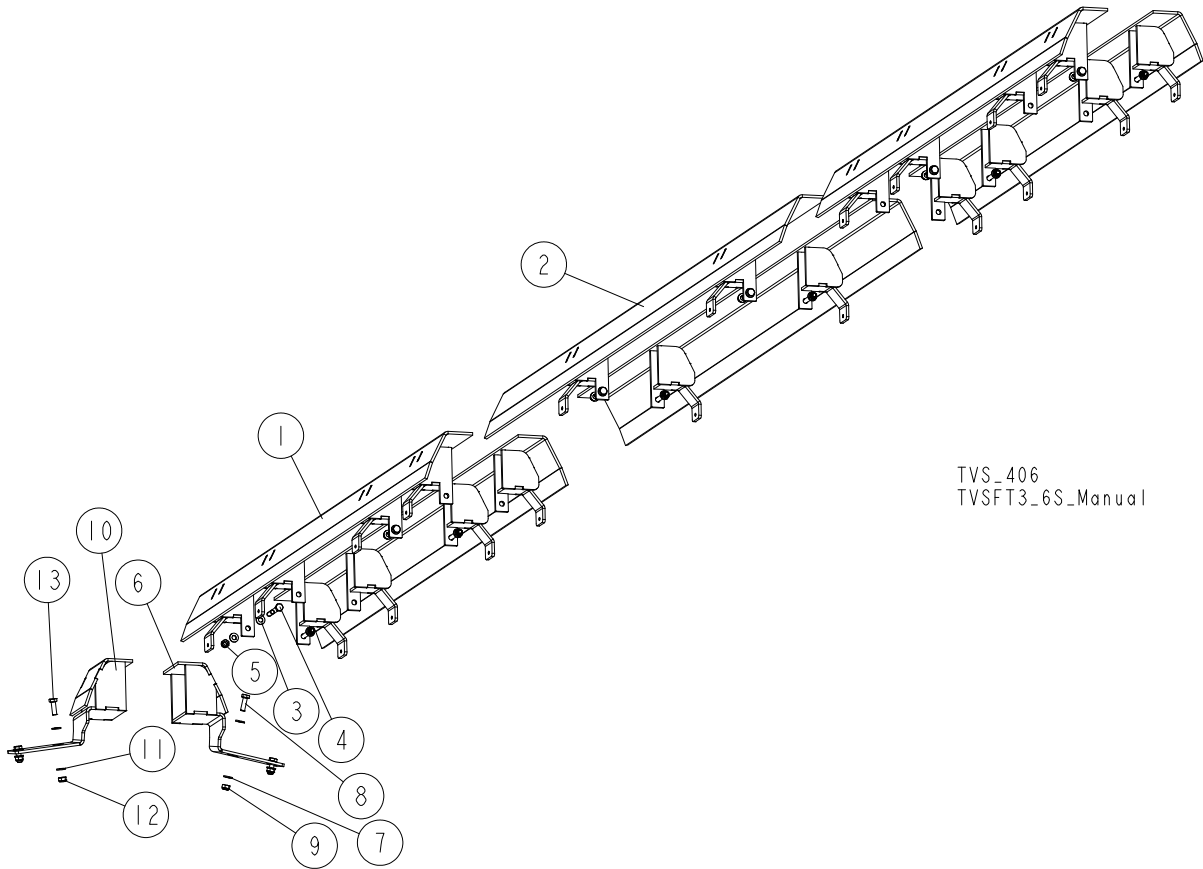


TVS\_405  
TVSFT3\_6S\_Manual

REF.	DESCRIPTION (◆ Indicates Parts Available In Assemblies Only)	PART #	QTY
	<b>TABLE, TVS FT 2.4 OUTFEED - COMPLETE</b>	<b>509497</b>	1/0
	<b>TABLE, TVS FT 3.6 OUTFEED - COMPLETE</b>	<b>509475</b>	0/1
1	SECTION WELDMENT, OUTFEED TABLE SHORT	509213-1	1
2	SECTION, OUTFEED TABLE EXTENSION	509220-1	0/1
3	SECTION, OUTFEED TABLE LONG	509214-1	1
4	SUPPORT WELDMENT, TVS TABLE FOOT	502750-1	1
5	WASHER, 13 FLAT ZINC	F81056-1	20/28
6	NUT, M12 8 HEX NYLON ZINC LOCK	F81034-2	10/14
7	BOLT, M12X90 8.8 HEX HEAD ZINC	F81004-2	2
8	NUT, M24-04-B HEX THIN ZINC	F81039-3	6
9	CAP, 60X60 3-4 #199211 TUBE	089710	1
10	BUSHING, 8.4/12.5-6 ZINC-PLATED	504040-1	13/19
11	WASHER, 8.4 FLAT ZINC	F81054-1	16/23
12	BOLT, M8X20 5.8 HEX HEAD FULL THREAD ZINC	F81002-1	16/23
13	BOLT, M12X115-8.8-B HEX HEAD ZINC	F81004-33	4

REF.	DESCRIPTION (◆ Indicates Parts Available In Assemblies Only)	PART #	QTY	
14	BOLT, M24X120 8.8 HEX HEAD FULL THREAD ZINC	F81009-6	2	
15	BUSHING, HV19 CABLE	R80670-2	1	
16	GROMMET, 22MM I.D. RUBBER	087400	2	
17	BOLT, M12X40-5.8 HEX HEAD	F81004-1	4/8	
18	TOP GUARD ASSEMBLY, TVS FT 2.4 <a href="#">See Section 5.4</a>	511198	1/0	
	TOP GUARD ASSEMBLY, TVS FT 3.6 <a href="#">See Section 5.4</a>	511030	0/1	
19	GUIDE, 16B-2 1352MM CHAIN	509492	1	
20	GUIDE, 16B-2 1795MM CHAIN	509493	0/1	
21	GUIDE, 16B-2 1212MM CHAIN	509494	2	
22	BOLT, M24X140 8.8 HEX HEAD FULL THREAD ZINC	F81009-14	2	
	<b>BRACKET, TABLE TRANSPORT - COMPLETE (TVS SC/FT2.4)</b>	<b>509517</b>	<b>4/0</b>	
	<b>TRANSPORT BRACKET SET (TVS SC 3.6/FT 3.6)</b>	<b>509770</b>	<b>0/1</b>	
23	BRACKET, TVS SC/FT 2.4 OUTFEED TABLE TRANSPORT	508918-1	1/0	
	BRACKET, TVS SC/FT 3.6 OUTFEED TABLE TRANSPORT	509769-1	0/4	
24	WASHER, ISO 7093-1-8-200 HV-A2E.	F81054-11	2/8	
25	WASHER, 8.2 SPLIT LOCK ZINC	F81054-4	2/8	
26	BOLT, M8X25-5.8-B HEX HEAD FULL THREAD ZINC	F81002-5	2/0	
	BOLT, M8X30-5.8-B HEX HEAD FULL THREAD ZINC	F81002-2	0/8	
27	PLATE, CONNECTING	509516-1	4	
28	WASHER, 10.5 FLAT ZINC	F81055-1	16	
29	NUT, M10-8-B HEX NYLON ZINC LOCK	F81033-1	8	
30	BOLT, M10X80-8.8 HEX HEAD ZINC	F81003-50	8	
31	CLAMP, UZ-22 PVC TUBE	504319	6/8	
32	BOLT, #10-24X1/2 PH PAN HEAD, TYPE 23	F05015-17	6/8	
33	TUBE, PVC-22 L=3470 MM	511139	1/0	
	TUBE, PCV-22 L=5270MM	511138	0/1	
34	WASHER, Z12.2 SPLIT LOCK ZINC	F81056-2	2/4	

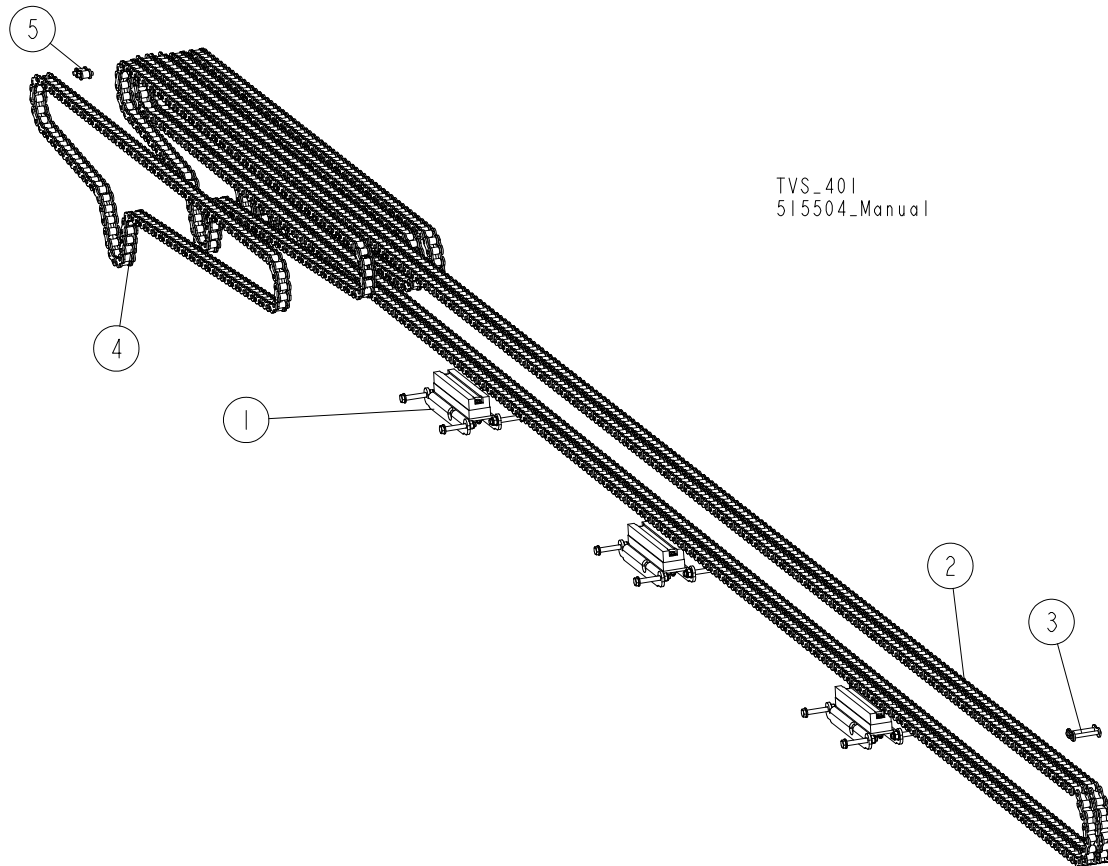
## 5.4 Top Guard Assembly



TVS\_406  
TVSFT3\_6S\_Manual

REF.	DESCRIPTION (◆ Indicates Parts Available In Assemblies Only)	PART #	QTY
	<b>TOP GUARD ASSEMBLY</b>	<b>511030</b>	<b>1</b>
1	GUARD, TOP	511034-1	4
2	GUARD, MIDDLE TOP	511036-1	2
3	WASHER, 8.4 FLAT ZINC	F81054-1	24
4	BOLT, M8X60 8.8 HEX HEAD ZINC	F81002-54	12
5	NUT, M8-8-B HEX NYLON ZINC LOCK	F81032-2	12
	<b>GUARD, COMPLETE LEFT</b>	<b>511037</b>	<b>1</b>
6	GUARD WELDMENT, LEFT	511038-1	1
7	WASHER, 8.4 FLAT ZINC	F81054-1	4
8	BOLT, M8X25-8.8-B HEX HEAD FULL THREAD ZINC	F81002-5	2
9	NUT, M8-8-B HEX NYLON ZINC LOCK	F81032-2	2
	<b>GUARD, COMPLETE RIGHT</b>	<b>511041</b>	<b>1</b>
10	GUARD WELDMENT, RIGHT	511042-1	1
11	WASHER, 8.4 FLAT ZINC	F81054-1	4
12	NUT, M8-8-B HEX NYLON ZINC LOCK	F81032-2	2
13	BOLT, M8X25-8.8-B HEX HEAD FULL THREAD ZINC	F81002-5	2

## 5.5 Chains and Chain Supports

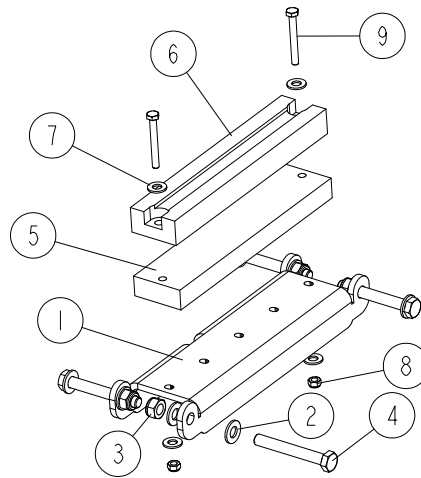


REF.	DESCRIPTION (◆ Indicates Parts Available In Assemblies Only)	PART #	QTY
	CHAIN & CHAIN SUPPORT ASSEMBLY (TVS FT 2.4)	515504	x / -
	CHAIN & CHAIN SUPPORT ASSEMBLY (TVS FT 3.6)	515506	- / x
1	BRACKET, CHAIN SUPPORT <a href="#">See Section 5.6</a>	508593	3
2	CHAIN 16B-2 L=12.6M 496 ROLLER (TVS FT 2.4)	507481	1/0
	CHAIN, 16b-2, L=16.2 m TVS FT 3.6	509921	0/1
3	LINK, 16B-2 T36073 ULMER 2-ROW	506635	1
4	CHAIN 16B L=3.5M 138 ROLLER	507479	4
5	LINK, 16B-1 (T 35759) WM1000	504233	4



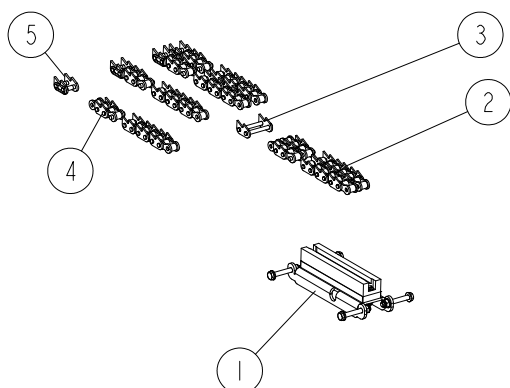
## 5.6 Chain Support

TVS\_407  
TVSFT3\_6S\_Manual

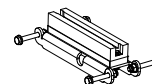
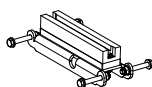


REF.	DESCRIPTION (◆ Indicates Parts Available In Assemblies Only)	PART #	QTY	
	<b>BRACKET, CHAIN SUPPORT</b>	<b>508593</b>	<b>1/0</b>	
	<b>BRACKET, CHAIN SUPPORT</b>	<b>514608</b>	<b>0/1</b>	
1	PLATE, MOUNTING	507048-1	1	
2	WASHER, 10.5 FLAT ZINC	F81055-1	8	
3	NUT, M10-8-B HEX NYLON ZINC LOCK	F81033-1	4	
4	BOLT, M10X75-8.8 HEX HEAD ZINC	F81003-15	4	
5	BAR, MOUNTING PLATE SPACER	508592-1	1/0	
	BAR, MOUNTING PLATE SPACER	514607-1	0/1	
6	GUIDE, 16B-2 230mm CHAIN	508404	1/0	
	GUIDE, 16B-2 230mm CHAIN	514606	0/1	
7	WASHER, 8.4 FLAT ZINC	F81054-1	4	
8	NUT, M6-8-B HEX NYLON ZINC LOCK	F81031-2	2	
9	BOLT, M6X50-8.8 HEX HEAD ZINC	F81001-62	2/0	
	BOLT, M6X40-8.8 HEX HEAD FULL THREAD ZINC	F81001-5	0/2	

### 5.7 Special Chains and Chain Supports (Option)

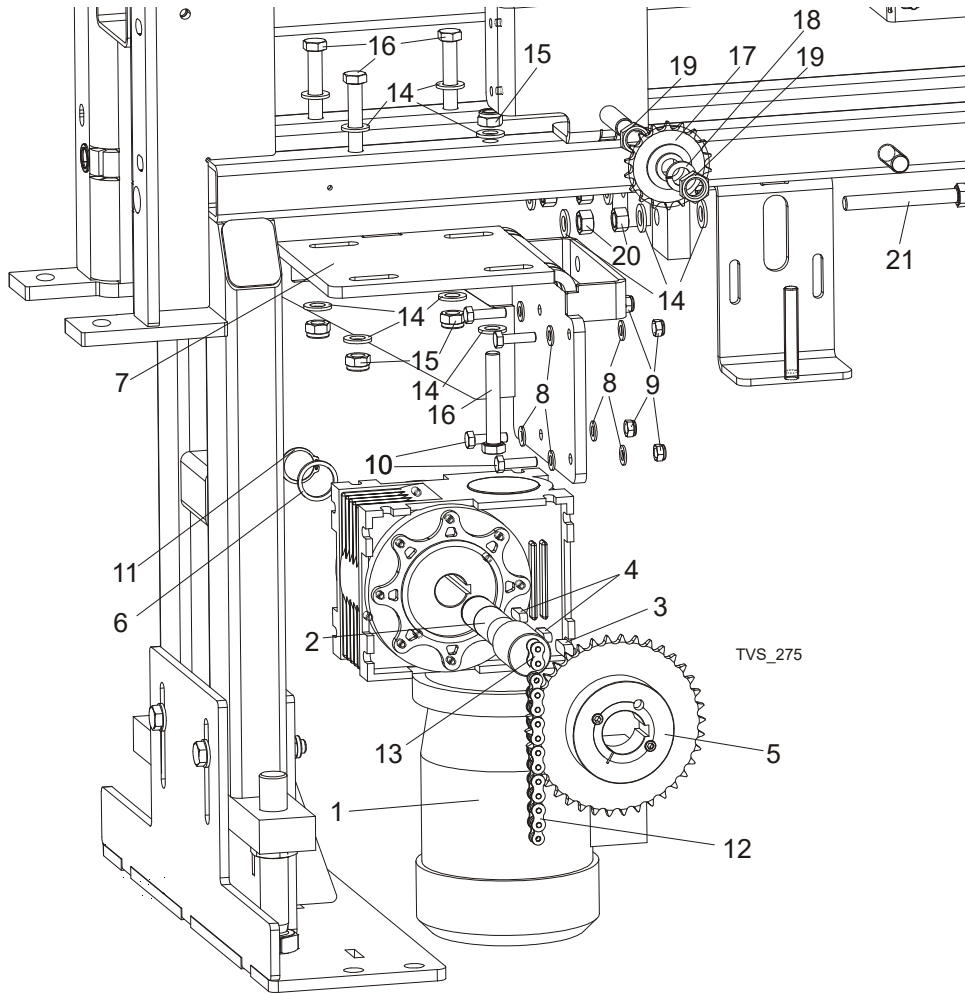


TVS\_402  
515505\_Manual



REF.	DESCRIPTION (◆ Indicates Parts Available In Assemblies Only)	PART #	QTY
	<b>SPECIAL CHAIN &amp; CHAIN SUPPORT ASSEMBLY (TVS FT 2.4)</b>	<b>515505</b>	<b>1</b>
	<b>SPECIAL CHAIN &amp; CHAIN SUPPORT ASSEMBLY (TVS FT 3.6)</b>	<b>515507</b>	<b>1</b>
<b>1</b>	BRACKET, CHAIN SUPPORT <a href="#">See Section 5.6</a>	514608	3
	<b>CHAIN, 16B-2;P=1" (497) +1 LINK (TVS FT 2.4) - COMPLETE SPECIAL</b>	<b>514867</b>	<b>1</b>
	<b>CHAIN, 16B-2;P=1" (637) +1 LINK (TVS FT 3.6) - COMPLETE SPECIAL</b>	<b>514604</b>	<b>1</b>
<b>2</b>	CHAIN, 16B-2; P=1", 497 (L=12623.8) TVS FT 2.4 SPECIAL	514866	1
	CHAIN, 16B-2; P=1", 637 (L=16179.8) TVS FT 3.6 SPECIAL	514603	1
<b>3</b>	LINK SPEC. 16B-2; P=25.4	514605	1
	<b>CHAIN, 16B-1; P=1" (137) + 1 LINK - COMPLETE SPECIAL</b>	<b>514602</b>	<b>4</b>
<b>4</b>	CHAIN, 16B-1 P=1" 137 (L=3479.8) SPECIAL	514601	1
<b>5</b>	LINK, 1" SPECIAL CHAIN MASTER	099869	1

## 5.8 Side Roller Drive Assembly



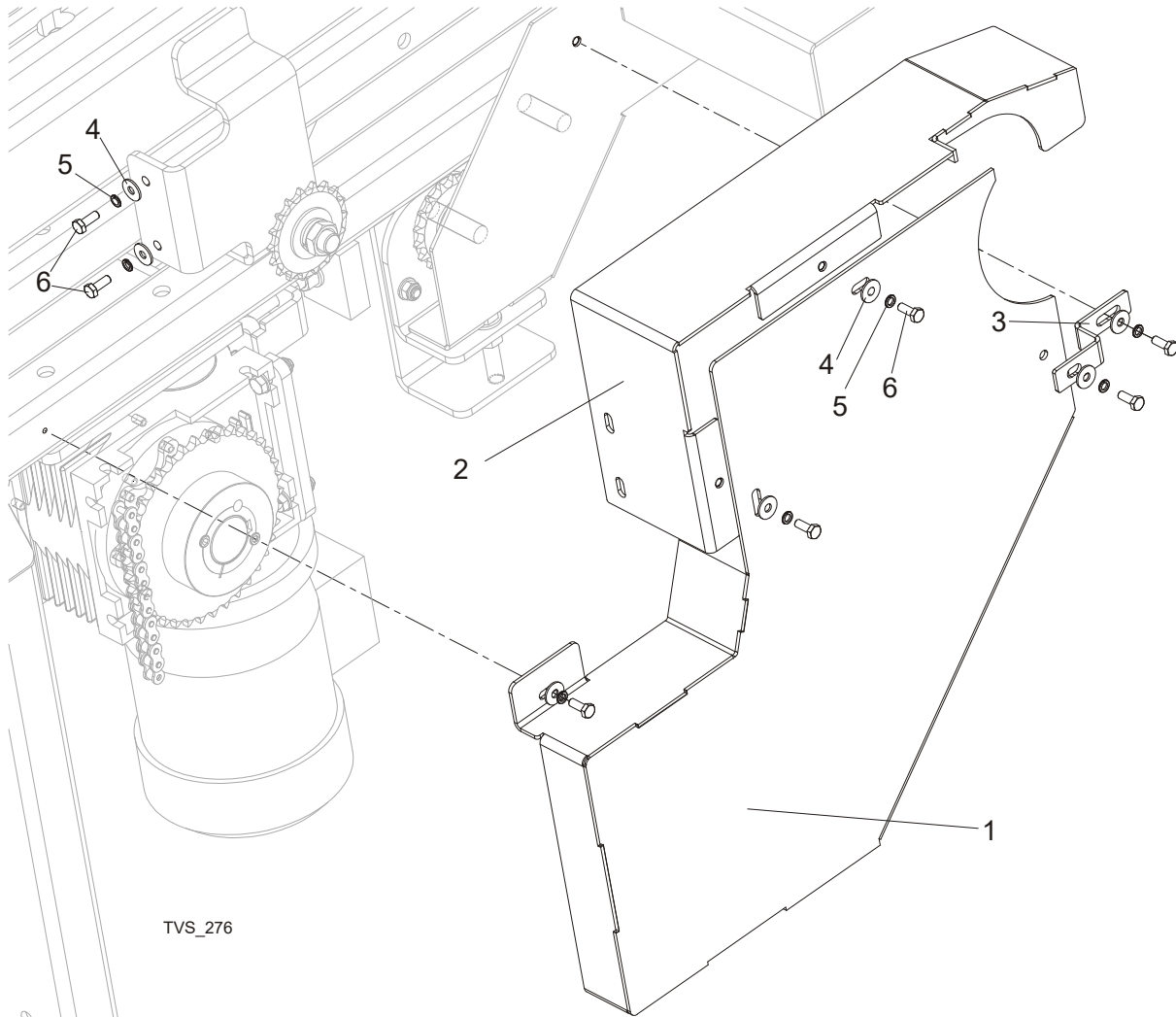
REF.	DESCRIPTION (◆ Indicates Parts Available In Assemblies Only)	PART #	QTY
	<b>DRIVE ASSY, TVS OUTFEED TABLE SIDE ROLLER</b>	<b>508200</b>	<b>1</b>
	<b>DRIVE ASSY, TVS OUTFEED TABLE SIDE ROLLER</b>	<b>508200-UL</b>	<b>1</b>
1	MOTOREDUCER, MR-63/49/0.55-1400/F3/N+S/V6	505080	1
	MOTOREDUCER, MR-63/49/0.55-1400/F3/N+S/V6	505080-UL	1
2	SHAFT	508201	1
3	KEY, A10X8X30 PARALLEL	507012	1
4	KEY, A 8x7x28 PARALLEL	096035	2
5	SPROCKET, 38Z 08B/38(T43987+T31109) ZINC-PLATED	507030	1
6	WASHER, ZINC-PLATED	508198-1	1
7	BRACKET WELDMENT, GEAR REDUCER MOUNT	508205-1	1
8	WASHER, 8.4 FLAT ZINC	F81054-1	8
9	NUT, M8-8-B HEX NYLON ZINC LOCK	F81032-2	4
10	BOLT, M8x30-5.8 HEX HEAD FULL THREAD ZINC	F81002-2	4
11	RING, Z28 OUTSIDE RETAINING	F81090-12	1
12	CHAIN, 08B-1 ROLLER DRIVE	508210	1
13	LINK, 08B-1PS. MASTER	090712	1
14	WASHER, 13 FLAT ZINC	F81056-1	14
15	NUT, M12-8 HEX NYLON ZINC LOCK	F81034-2	4

**5****TVS Flat Tables***Side Roller Drive Assembly*

---

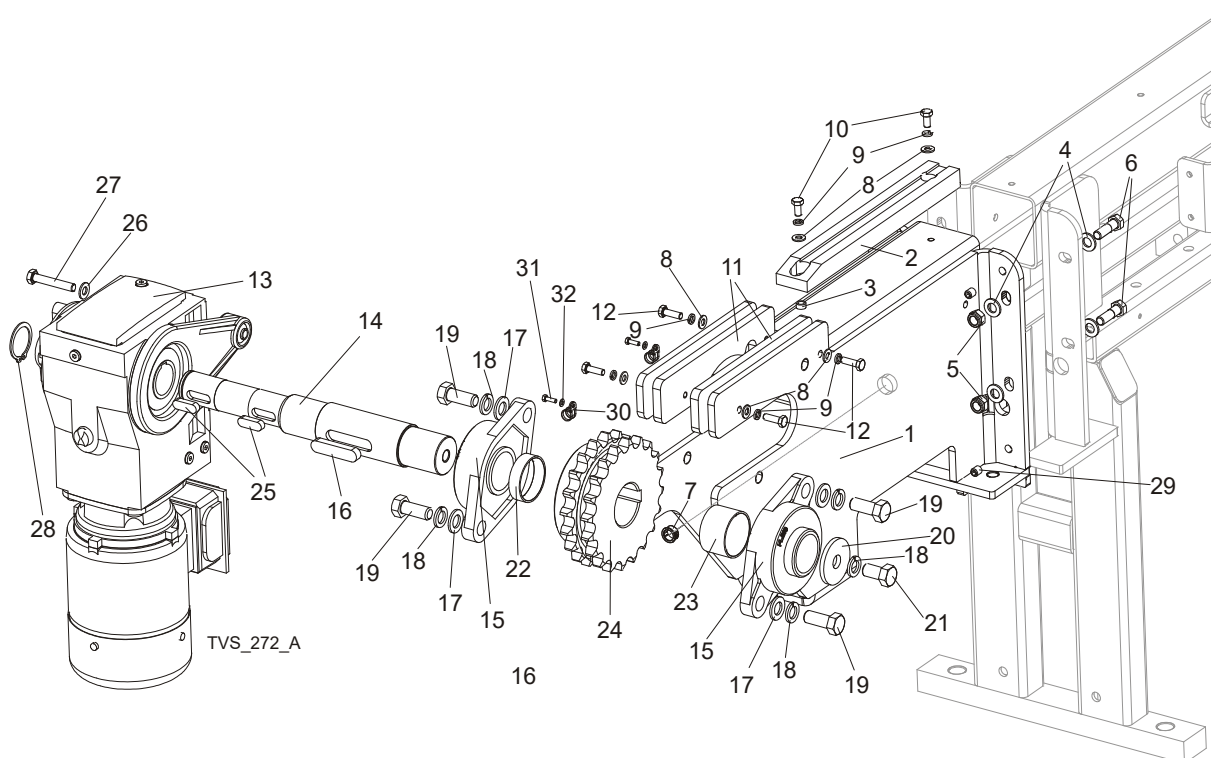
<b>16</b>	BOLT, M12X80-8.8 HEX HEAD ZINC	F81004-46	4	
<b>17</b>	SPROCKET, Z18 1/2"x5/16" W/BEARING	088700	1	
<b>18</b>	WASHER,16.3 SPLIT LOCK ZINC	F81058-2	1	
<b>19</b>	NUT, M16 THIN ZINC	F81036-4	2	
<b>20</b>	NUT, M12-8-B HEX ZINC	F81034-1	4	
<b>21</b>	BOLT, M12X100 8.8 HEX HEAD FULL THREAD ZINC	F81004-45	2	
	GUARD, DRIVE COMPLETE <a href="#">See Section 5.9</a>	508213	1	

## 5.9 Side Roller Drive Guard



REF.	DESCRIPTION (◆ Indicates Parts Available In Assemblies Only)	PART #	QTY
	<b>GUARD, SIDE ROLLER DRIVE - COMPLETE</b>	<b>508213</b>	<b>1</b>
1	GUARD WELDMENT, SIDE ROLLER DRIVE	508212-1	1
2	GUARD WELDMENT, SIDE ROLLER DRIVE - UPPER PART	508760-1	1
3	BRACKET, GUARD CONNECTION	507506-1	1
4	WASHER, 6.5 SPECIAL FLAT ZINC	F81053-11	7
5	WASHER, Z6.1 SPLIT LOCK ZINC	F81053-3	7
6	BOLT, M6 x 16 8.8 HEX HEAD FULL THREAD ZINC	F81001-15	7

**5.10 Drive Module, TVS FT**

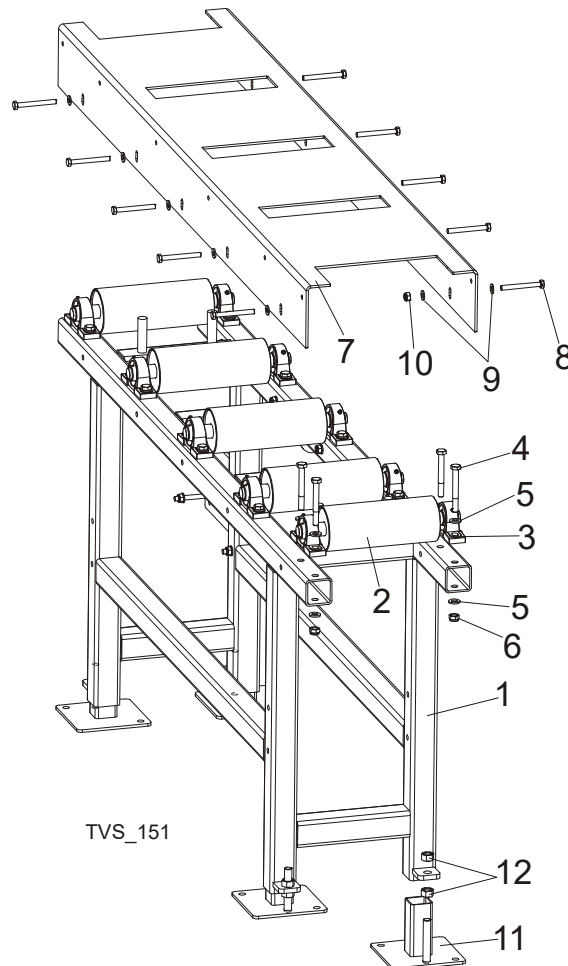


REF.	DESCRIPTION (◆ Indicates Parts Available In Assemblies Only)	PART #	QTY
	<b>DRIVE MODULE, TVS FT</b>	<b>509816</b>	1
	<b>DRIVE MODULE, TVS FT</b>	<b>509816-UL</b>	1
1	MODULE WELDMENT, DRIVE	508215-1	1
2	GUIDE, 16B-2 350mm CHAIN	508406	1
3	BUSHING, 12.5X8.4X6 SPACER	504040-1	1
4	WASHER, 13 FLAT ZINC	F81056-1	8
5	NUT, M12-8 HEX NYLON ZINC LOCK	F81034-2	4
6	BOLT, M12x40-8.8 HEX HEAD ZINC	F81004-1	4
7	BUSHING, HV19 CABLE	R80670-2	1
8	WASHER, 8.4 FLAT ZINC	F81054-1	6
9	WASHER, 8.2 SPLIT LOCK ZINC	F81054-4	6
10	BOLT, M8x16-8.8-B HEX HEAD FULL THREAD ZINC	F81002-20	2
11	PLATE	509247-1	2
12	BOLT, M8x25-8.8-B HEX HEAD FULL THREAD ZINC	F81002-5	4
	<b>CHAIN DRIVE ASSEMBLY, TVS FT (NORD)</b>	<b>509817</b>	1
	<b>CHAIN DRIVE ASSEMBLY, TVS FT (NORD)</b>	<b>509817-UL</b>	1
13	MOTOREDUCER, SK9016.1AZ ; 0.75KW i=64	509819	1
	MOTOREDUCER, SK9016.1AZ ; 0.75KW i=64	509819-UL	1
	Box, SK9016.1AZBDH, 200969672 Gear <sup>1</sup>	510911	1
	Motor, 80LH/4TF, 200969672	510912	1
14	SHAFT, SK9016 (NORD) MOTOREDUCER DRIVE	509818	1
15	BEARING, FL210 W/HOUSING	098824	2
16	KEY, A16X10X70 PARALLEL	098029	6

17	WASHER, 17 FLAT ZINC	F81058-1	4	
18	WASHER, 16.3 SPLIT LOCK ZINC	F81058-2	5	
19	BOLT, M8X25-8.8-B HEX HEAD FULL THREAD ZINC	F81006-13	4	
20	WASHER, TVS LOCK ZINC-PLATED	098012-1	1	
21	BOLT, M16X30 8.8 HEX HEAD FULL THREAD ZINC	F81006-36	1	
22	BUSHING, 60x55.5x16 SPACER	508103-1	1	
23	BUSHING, 60x55.5x38 SPACER	509820-1	1	
24	SPROCKET, 16B-2 Z20	507594-1	1	
25	KEY, A12x8x36 PARALLEL	503182	1	
26	WASHER, 10.5 FLAT ZINC	F81055-1	1	
27	BOLT, M10 X 60-8.8 HEX HEAD ZINC	F81003-10	1	
28	RING, Z40 OUTSIDE RETAINING	F81090-40	1	
29	SCREW, M12x12-33H HEX SOCKET SET FLAT POINT	F81004-15	1	
30	CLIP, RSGU 1.10/12W1 RETAINING	086861	2	
31	BOLT, M5X16-5.8 HEX HEAD FULL THREAD ZINC	F81000-51	2	
32	WASHER, 5.3 FLAT ZINC	F81052-1	2	

<sup>1</sup> A new gear-box should be filled with two litres of ISO VG220 mineral oil.

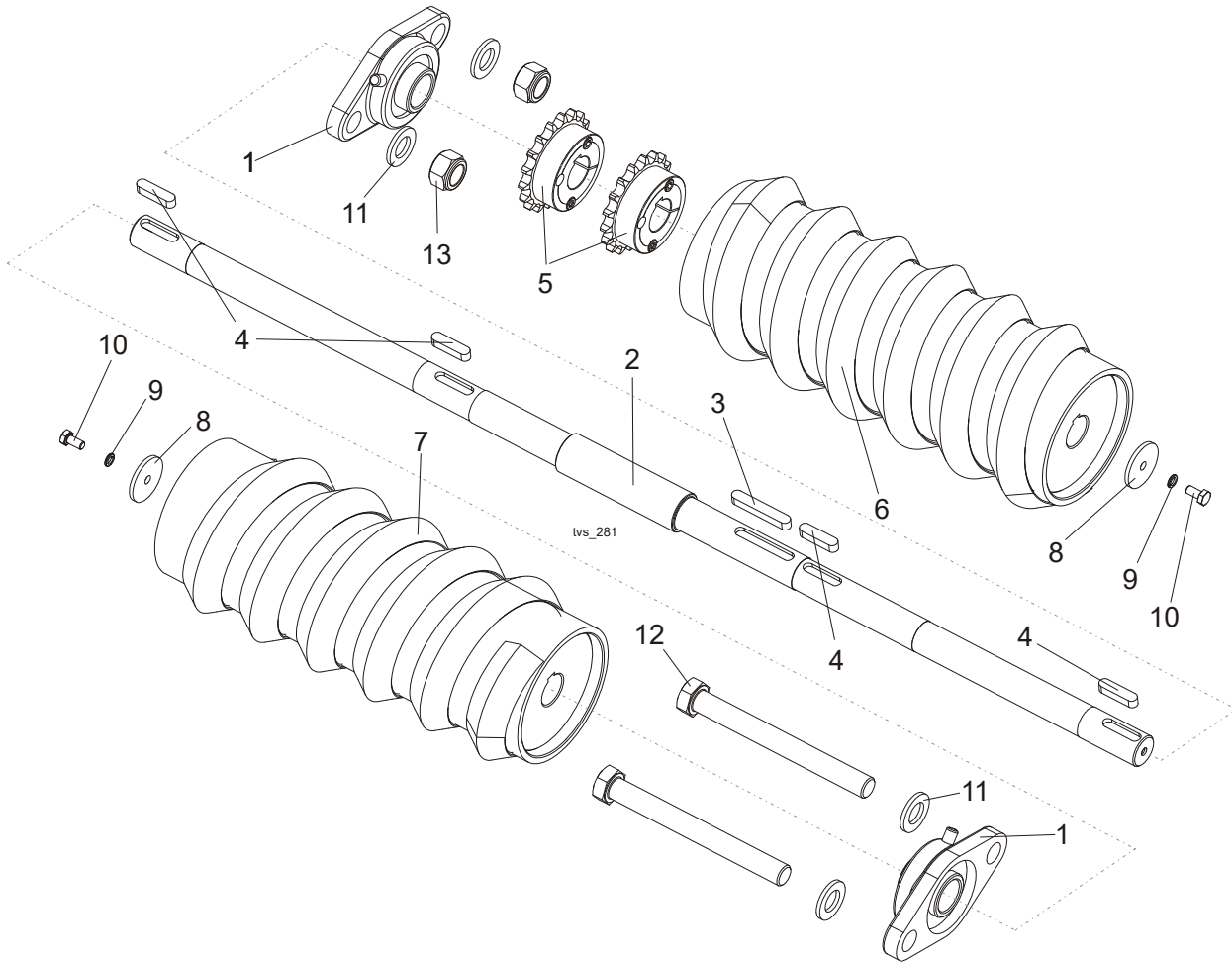
### 5.11 Infeed/Outfeed Table



REF.	DESCRIPTION (◆ Indicates Parts Available In Assemblies Only)	PART #	QTY	
	<b>TABLE, SVS/TVS FT INFEED/OUTFEED</b>	<b>099170</b>	<b>2</b>	
1	FRAME WELDMENT, INFEED & OUTFEED TABLE	099168-1	1	
2	ROLLER, FEED	098140-1	5	
3	BEARING, UCP 205 CX W/HOUSING	088468	10	
4	BOLT, M12x100-8.8 HEX HEAD ZINC	F81004-3	20	
5	WASHER, 13 FLAT ZINC	F81056-1	40	
6	NUT, M12-8 HEX NYLON ZINC LOCK	F81034-2	20	
7	PLATE, TABLE TOP	099167-1	1	
8	BOLT, M10x90-8.8-B HEX HEAD ZINC	F81003-66	10	
9	WASHER, 10.5 FLAT ZINC	F81055-1	20	
10	NUT, M10-8-B HEX NYLON ZINC LOCK	F81033-1	10	
11	FOOT ASSEMBLY, TABLE	099281-1	4	
12	NUT, M16-5.8 HEX ZINC	F81036-1	8	

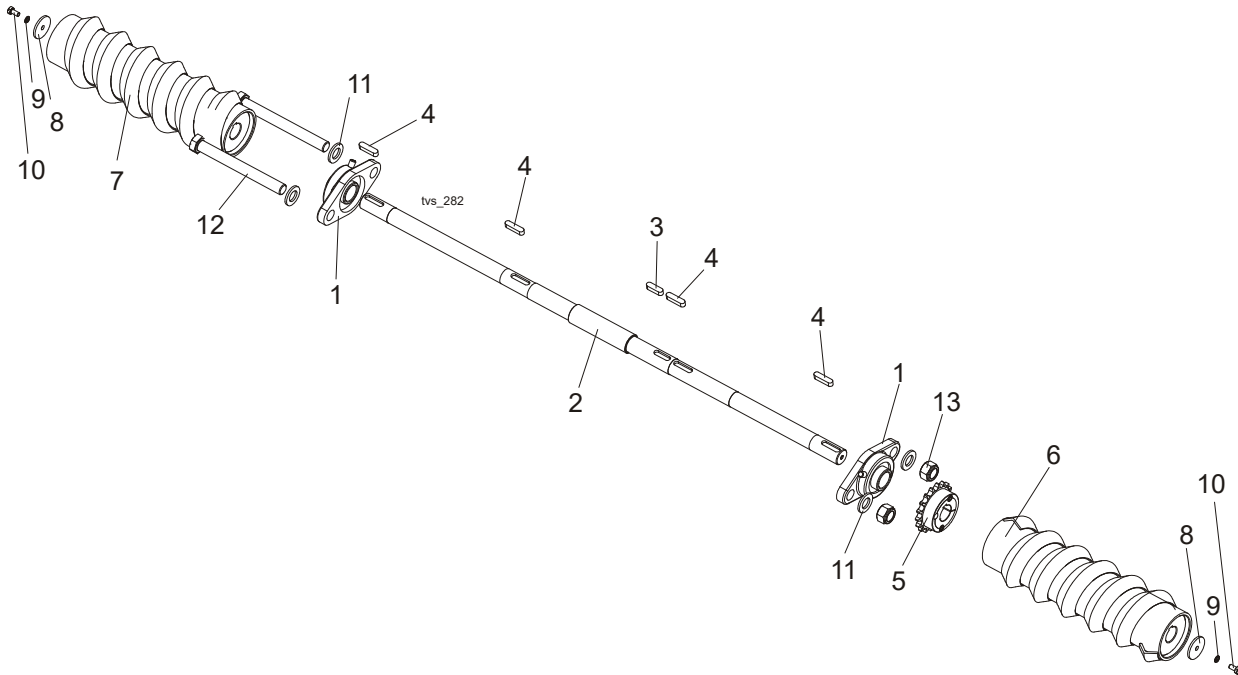


### 5.12 Side Spiral Rollers, 131



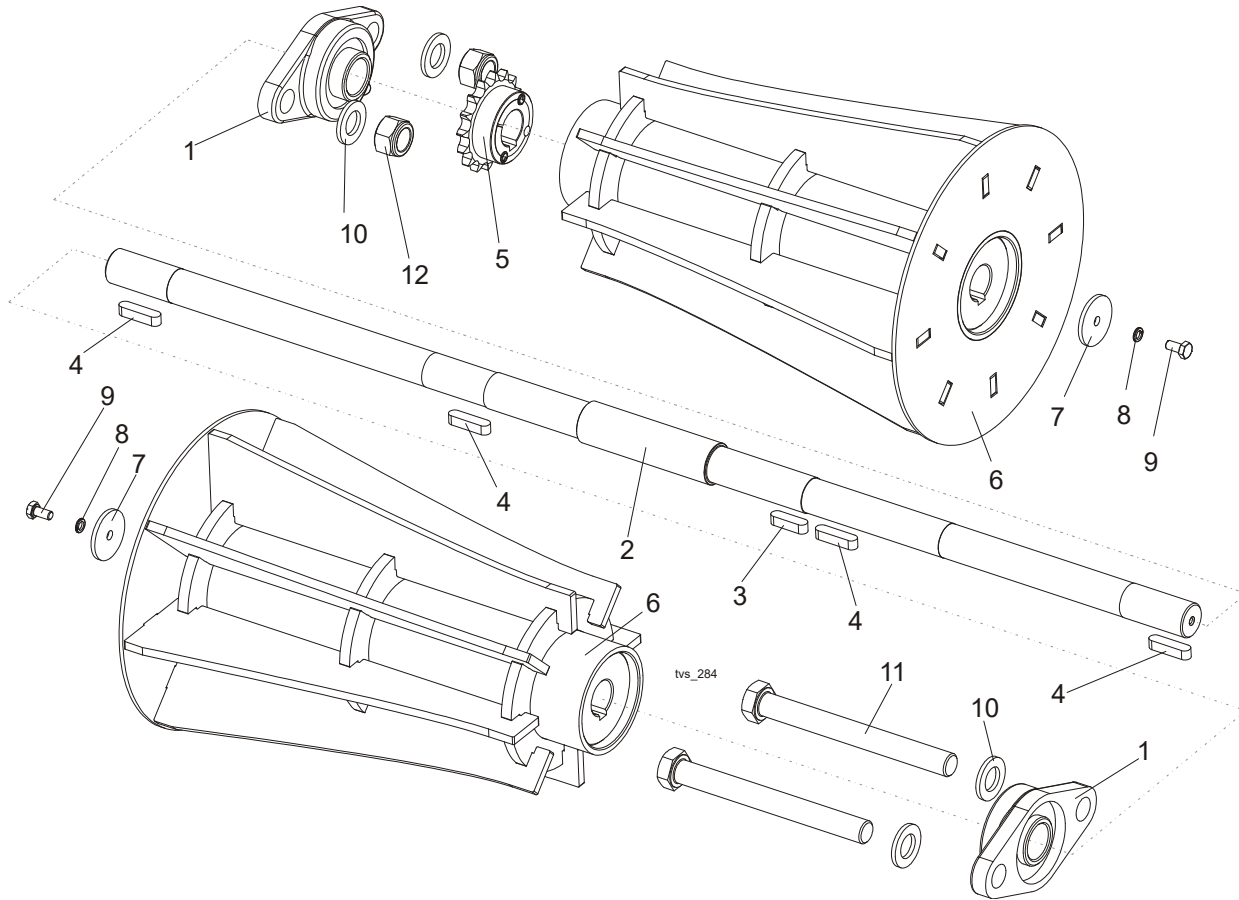
REF.	DESCRIPTION (◆ Indicates Parts Available In Assemblies Only)	PART #	QTY
<b>ROLLER SET, 131 SIDE SPIRAL</b>		<b>507441</b>	<b>1</b>
1	BEARING, UCFL 205 W/HOUSING	089124	2
2	SHAFT, SIDE LARGE ROLLER	509354	1
3	KEY, A8X7X50 PARALLEL	088563	1
4	KEY, A8X7X32 PARALLEL	088564	4
5	SPROCKET, Z=18 08BZ TAPER.FI 25 T64991	099671	2
6	ROLLER, SPIRAL LARGE RIGHT-HANDED	507036-1	1
7	ROLLER, SPIRAL LARGE LEFT-HANDED	507040-1	1
8	WASHER, ZINC-PLATED	507033-1	2
9	WASHER, Z6.1 SPLIT LOCK ZINC	F81053-3	2
10	BOLT, M6x12-8.8 HEX HEAD FULL THREAD ZINC	F81001-7	2
11	WASHER, 17 FLAT ZINC	F81058-1	4
12	BOLT, M16x150-8.8 HEX HEAD ZINC	F81006-9	2
13	NUT, M16-8 HEX NYLON ZINC LOCK	F81036-2	2

**5.13 Side Spiral Rollers, 100**



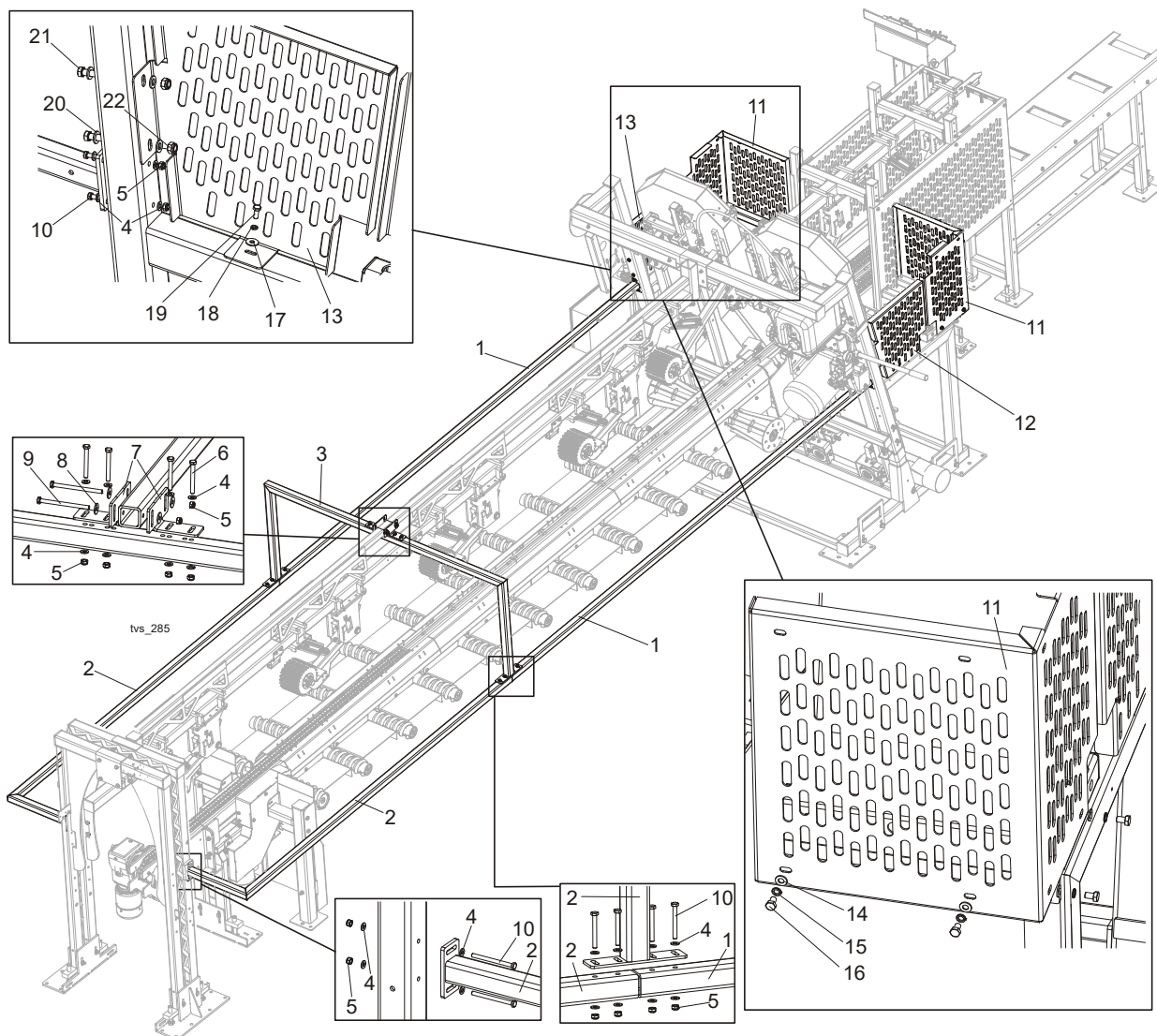
REF.	DESCRIPTION (◆ Indicates Parts Available In Assemblies Only)	PART #	QTY
	<b>ROLLER SET, F 100 SIDE SPIRAL</b>	<b>507440</b>	<b>1</b>
1	BEARING, UCFL 205 W/HOUSING	089124	2
2	SHAFT, SIDE ROLLER	507031	1
3	KEY, A 8x7x28 PARALLEL	096035	1
4	KEY, A8x7x32 PARALLEL	088564	4
5	SPROCKET, Z=18 08BZ TAPER.FI 25 T64991	099671	1
6	ROLLER, SIDE SPIRAL LEFT-HANDED	507021-1	1
7	ROLLER, SIDE SPIRAL RIGHT-HANDED	507020-1	1
8	WASHER, ZINC-PLATED	507033-1	2
9	WASHER, Z6.1 SPLIT LOCK ZINC	F81053-3	2
10	BOLT, M6x12-8.8 HEX HEAD FULL THREAD ZINC	F81001-7	2
11	WASHER, 17 FLAT ZINC	F81058-1	4
12	BOLT, M16x150-8.8 HEX HEAD ZINC	F81006-9	2
13	NUT, M16 HEX NYLON ZINC LOCK	F81036-2	2

### 5.14 Side Front Rollers



REF.	DESCRIPTION (◆ Indicates Parts Available In Assemblies Only)	PART #	QTY
	<b>ROLLER SET, SIDE FRONT</b>	<b>508035</b>	<b>1</b>
1	BEARING, UCFL 205 W/HOUSING	089124	2
2	SHAFT, SIDE ROLLER	507037	1
3	KEY, A 8x7x28 PARALLEL	096035	1
4	KEY, A8x7x32 PARALLEL	088564	4
5	SPROCKET, Z=18 08BZ TAPER.FI 25 T64991	508042	1
6	ROLLER, SIDE FRONT	508032-1	2
7	WASHER, ZINC-PLATED	507033-1	2
8	WASHER, Z6.1 SPLIT LOCK ZINC	F81053-3	2
9	BOLT, M6x12-8.8 HEX HEAD FULL THREAD ZINC	F81001-7	2
10	WASHER, 17 FLAT ZINC	F81058-1	4
11	BOLT, M16x150-8.8 HEX HEAD ZINC	F81006-9	2
12	NUT, M16-8 HEX NYLON ZINC LOCK	F81036-2	2

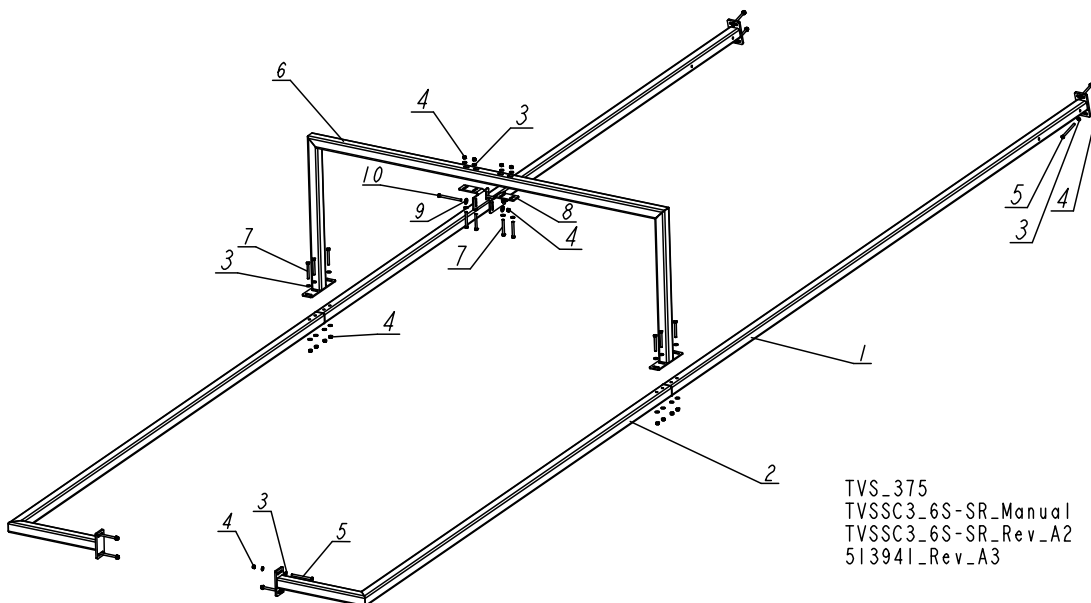
**5.15 Barriers and Side Guards, TVS FT 3.6**



REF.	DESCRIPTION (◆ Indicates Parts Available In Assemblies Only)	PART #	QTY
	<b>BARRIER &amp; SIDE GUARD SET, TVS FT3.6</b>	<b>509490</b>	<b>1</b>
1	BARRIER, TVS SC/FT 3.6 SIDE FRONT	509784-1	2
2	BARRIER, TVS SC/FT 3.6 SIDE REAR	509783-1	2
3	BRACKET, SIDE BARRIER CONNECTION	509785-1	1
4	WASHER, 8.4 FLAT ZINC	F81054-1	40
5	NUT, M8-8-B HEX NYLON ZINC LOCK	F81032-2	22
6	BOLT, M8X70 8.8 HEX HEAD ZINC	F81002-71	12
7	PLATE, CONNECTION BRACKET MOUNTING	509779-1	2
8	WASHER, 8.5 SPECIAL FLAT ZINC	F81054-11	4
9	BOLT, M8x110-8.8 HEX HEAD ZINC	F81002-53	2
10	BOLT, M8 X 100-8.8 HEX HEAD ZINC	F81002-23	8
	<b>GUARD SET, TVS SAW HEAD</b>	<b>508915</b>	<b>1</b>
11	GUARD, FRONT	508912-1	2
12	GUARD, LEFT SIDE	509211-1	1
13	GUARD, RIGHT SIDE	509212-1	1

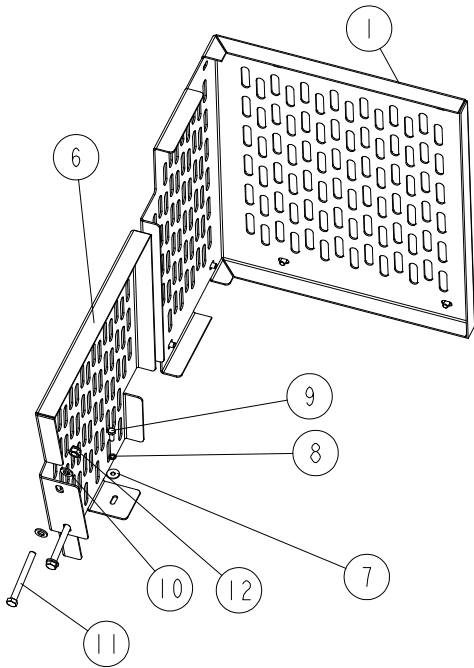
<b>14</b>	WASHER, 10.5 FLAT ZINC	F81055-1	8	
<b>15</b>	WASHER, 10.2 SPLIT LOCK ZINC	F81055-2	8	
<b>16</b>	BOLT, M10x16-8.8 HEX HEAD FULL THREAD ZINC	F81003-13	8	
<b>17</b>	WASHER, 8.5 SPECIAL FLAT ZINC	F81054-11	2	
<b>18</b>	WASHER, 8.2 SPLIT LOCK ZINC	F81054-4	2	
<b>19</b>	BOLT, M8x20-5.8 HEX HEAD FULL THREAD ZINC	F81002-1	2	
<b>20</b>	WASHER, 13 FLAT ZINC	F81056-1	4	
<b>21</b>	BOLT, M12x110-8.8 HEX HEAD ZINC	F81004-47	2	
<b>22</b>	NUT, M12-8 HEX NYLON ZINC LOCK	F81034-2	2	

**5.16 Barriers, TVS FT**

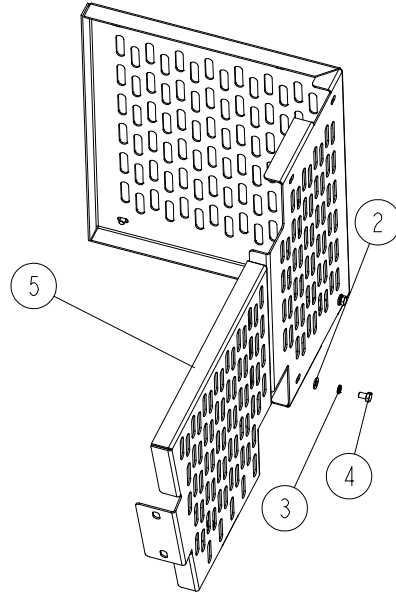


REF.	DESCRIPTION (◆ Indicates Parts Available In Assemblies Only)	PART #	QTY
	<b>BARRIER &amp; SIDE GUARD SET TVS SC 3.6 M</b>	<b>513941</b>	<b>1</b>
1	GUARD, SIDE TVS SC/FT 3.6- FRONT	509784-1	2
2	GUARD, SIDE TVS SC/FT 3.6 - BACK	509783-1	2
3	WASHER, 8.4 FLAT ZINC	F81054-1	40
4	NUT, M8-8-B HEX NYLON ZINC LOCK	F81032-2	22
5	BOLT, M8 X 100 -8.8- FE/ZN5 HEX HEAD	F81002-23	8
6	BRACKET, SIDE BARRIER CONNECTION	509785-1	1
7	BOLT, M8X70 8.8 HEX HEAD ZINC	F81002-71	12
8	PLATE, CONNECTION BRACKET MOUNTING	509779-1	2
9	WASHER, 8.5 SPECIAL FLAT ZINC	F81054-11	4
10	BOLT, M8x110-8.8 HEX HEAD ZINC	F81002-53	2

### 5.17 Head Guard Set TVS FT 3.6

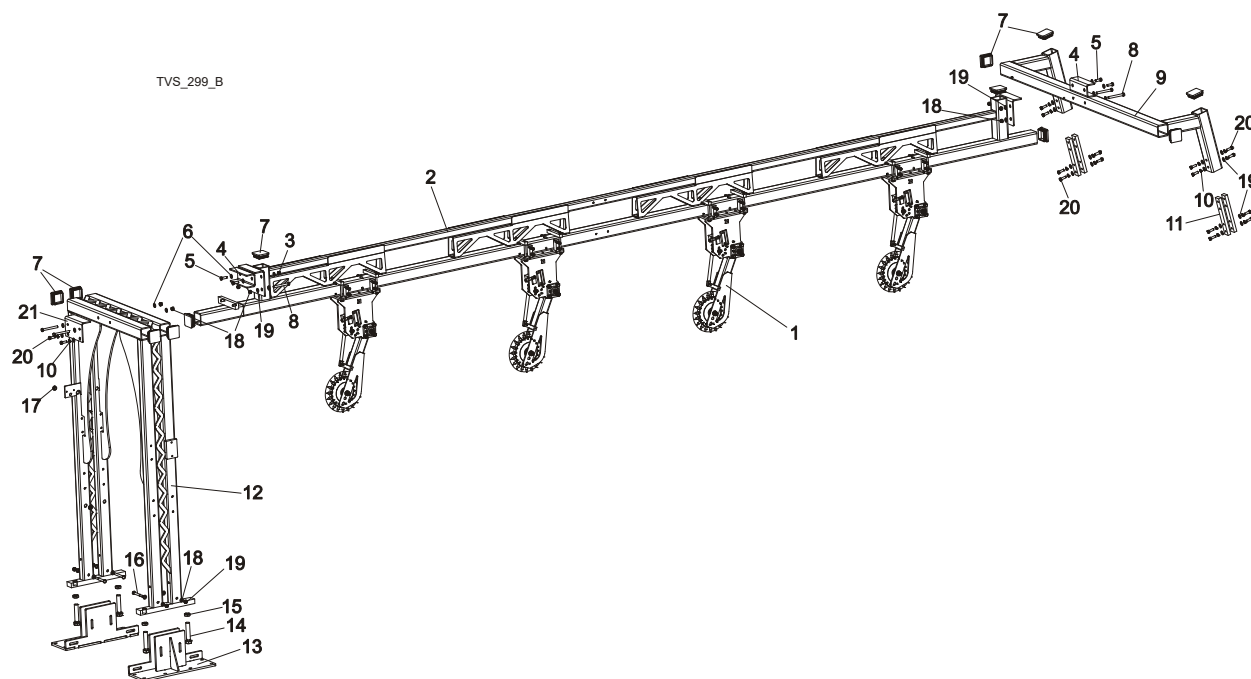


TVS\_382  
 TVSSC3\_6S-SR\_Manual  
 TVSSC3\_6S-SR\_Rev\_A2  
 508915\_Rev\_B2



REF.	DESCRIPTION (◆ Indicates Parts Available in Assemblies Only)	PART #	QTY
	<b>GUARD SET, TVS SAW HEAD</b>	<b>508915</b>	<b>1</b>
1	GUARD, RIGHT SIDE	508912-1	2
2	WASHER, 10.5 FLAT ZINC	F81055-1	8
3	WASHER, 10.2 SPLIT LOCK ZINC	F81055-2	8
4	BOLT, M10X16-8.8	F81003-13	8
5	GUARD, LEFT SIDE	509211-1	1
6	GUARD, RIGHT SIDE	509212-1	1
7	WASHER, 8.5 SPECIAL FLAT ZINC	F81054-11	2
8	WASHER, 8.2 SPLIT LOCK ZINC	F81054-4	2
9	BOLT, M8X20-8.8-B HEX HEAD FULL THREAD ZINC	F81002-4	2
10	WASHER, 13 FLAT ZINC	F81056-1	4
11	BOLT, M12X110-8.8-B HEX HEAD ZINC	F81004-47	2
12	NUT, M12-8 HEX NYLON ZINC LOCK	F81034-2	2

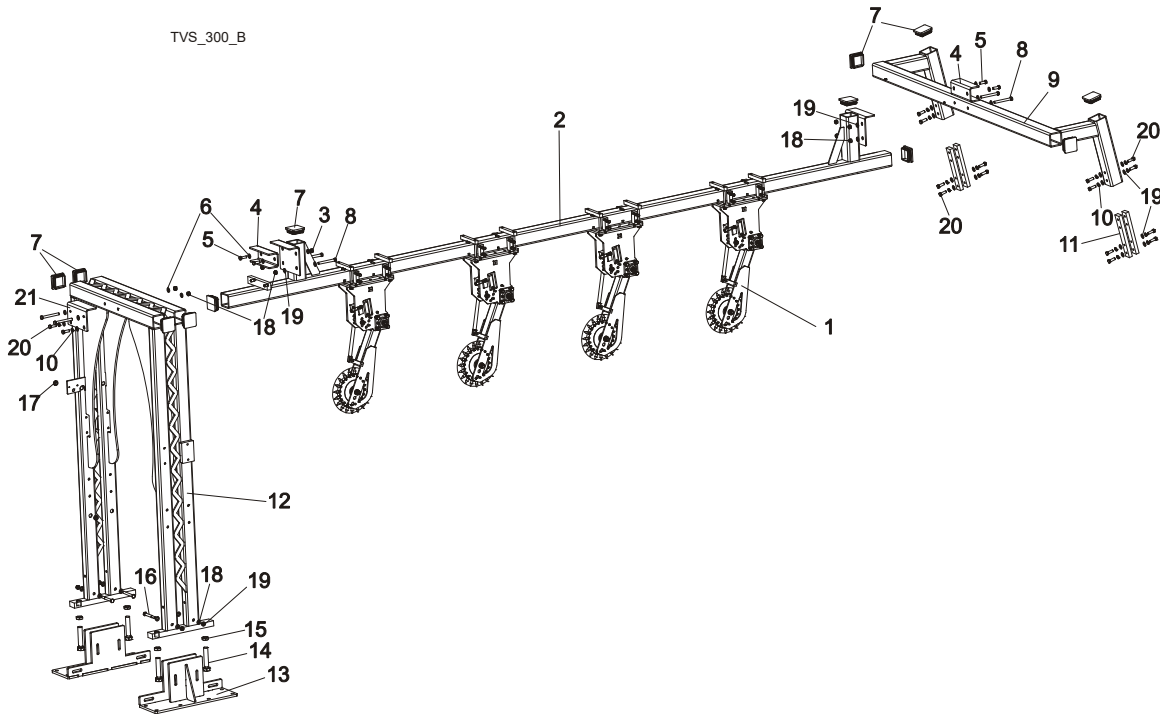
**5.18 Outfeed Table Hold-Down Rollers (3.6E-SR)**



REF.	DESCRIPTION (◆ Indicates Parts Available In Assemblies Only)	PART #	QTY
	<b>HOLD-DOWN ROLLER SET, TVSOS3.6</b>	<b>510945</b>	<b>1</b>
1	ROLLER, HOLD-DOWN COMPLETE <a href="#">See Section 5.3</a>	510308	4
	<b>BEAM, TVS 3.6 HOLD-DOWN ROLLER MIDDLE MOUNT - COMPLETE</b>	<b>510364</b>	<b>1</b>
2	BEAM, TVS 3.6 HOLD-DOWN ROLLER MIDDLE MOUNT	510361-1	1
3	NUT, M12-8 HEX NYLON ZINC LOCK	F81034-2	4
4	CHANNEL, SPACER	510082-1	2
5	BOLT, M12X35-8.8 HEX HEAD FULL THREAD ZINC	F81004-24	4
6	WASHER, 13 FLAT ZINC	F81056-1	8
7	CAP, FRAME TUBE	089644	12
8	BOLT, M12x110-8.8-B HEX HEAD ZINC	F81004-47	6
9	TUBE WELDMENT, HOLD-DOWN ROLLER REAR MOUNT	100731-1	1
10	WASHER, Z12.2 SPLIT LOCK ZINC	F81056-2	18
11	BAR, TVS MOUNTING ZINC-PLATED	100756-1	4
12	FRAME WLDMT, HOLD-DOWN ROLLER FRONT MOUNT	510300-1	1
13	FOOT WELDMENT, TVSSC	510315-1	2
14	BOLT, M24X120 8.8 HEX HEAD FULL THREAD ZINC	F81009-6	4
15	NUT, M24-04-B HEX THIN ZINC	F81039-3	4
16	BOLT, M12 X 100-8.8 HEX HEAD ZINC	F81004-3	4
17	GROMMET, 20/13 RUBBER	086188	2
18	WASHER, 13 FLAT ZINC	F81056-1	38
19	NUT, M12-8 HEX NYLON ZINC LOCK	F81034-2	10
20	BOLT, M12X35-8.8 HEX HEAD FULL THREAD ZINC	F81004-24	18
21	ANGLE	510310-1	1

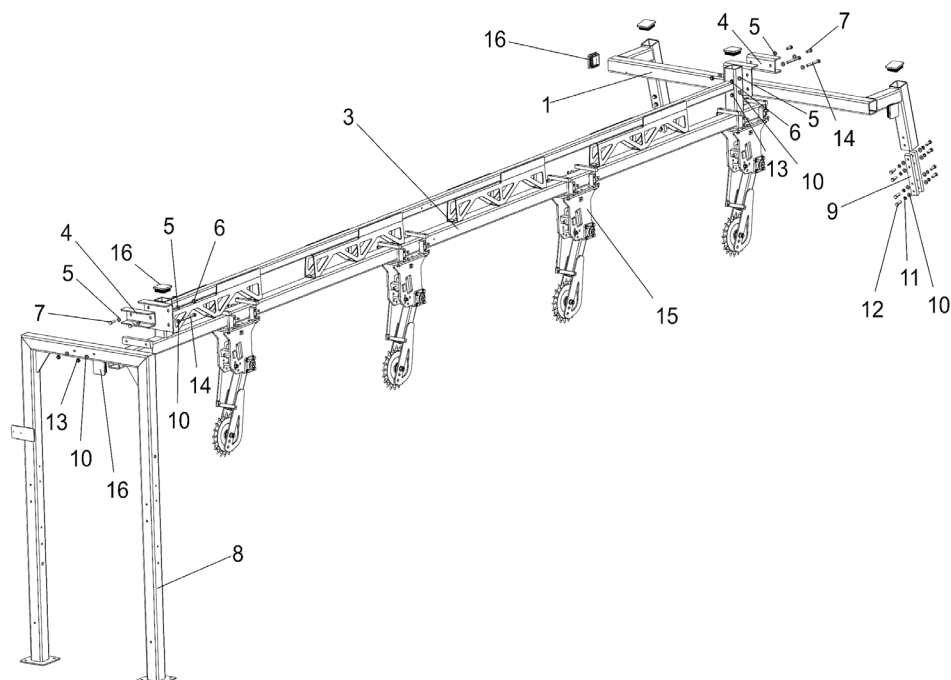


## 5.19 Outfeed Table Hold-Down Rollers (2.4E-SR)



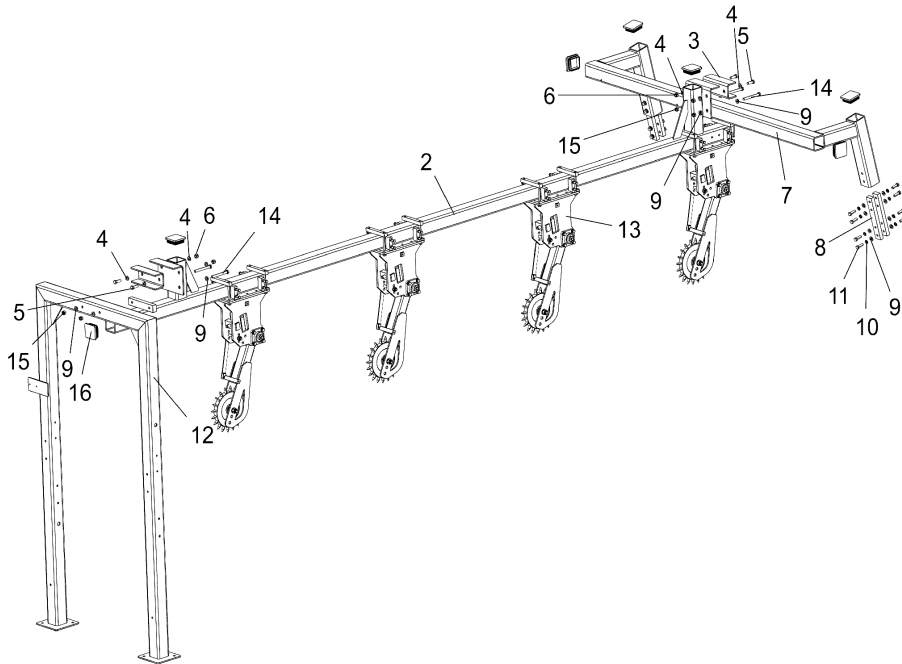
REF.	DESCRIPTION (◆ Indicates Parts Available In Assemblies Only)	PART #	QTY
	<b>HOLD-DOWN ROLLER SET, TVSOS3.6 OUTFEED TABLE</b>	<b>510940</b>	<b>1</b>
1	ROLLER, HOLD-DOWN COMPLETE <a href="#">See Section 5.3</a>	510308	4
	TUBE, TVS 3.6 HOLD-DOWN ROLLER MIDDLE MOUNT - COMPLETE	510944	1
2	TUBE, TVS 3.6 HOLD-DOWN ROLLER MIDDLE MOUNT	510943-1	1
3	NUT, M12-8 HEX NYLON ZINC LOCK	F81034-2	4
4	CHANNEL, SPACER	510082-1	2
5	BOLT, M12X35-8.8 HEX HEAD FULL THREAD ZINC	F81004-24	4
6	WASHER, 13 FLAT ZINC	F81056-1	8
7	CAP, FRAME TUBE	089644	12
8	BOLT, M12x110-8.8-B HEX HEAD ZINC	F81004-47	6
9	TUBE WELDMENT, HOLD-DOWN ROLLER REAR MOUNT	100731-1	1
10	WASHER, Z12.2 SPLIT LOCK ZINC	F81056-2	18
11	BAR, TVS MOUNTING ZINC-PLATED	100756-1	4
12	FRAME WLDMT, HOLD-DOWN ROLLER FRONT MOUNT	510300-1	1
13	FOOT WELDMENT, TVSSC	510315-1	2
14	BOLT, M24X120 8.8 HEX HEAD FULL THREAD ZINC	F81009-6	4
15	NUT, M24-04-B HEX THIN ZINC	F81039-3	4
16	BOLT, M12 X 100-8.8 HEX HEAD ZINC	F81004-3	4
17	GROMMET, 20/13 RUBBER	086188	2
18	WASHER, 13 FLAT ZINC	F81056-1	38
19	NUT, M12-8 HEX NYLON ZINC LOCK	F81034-2	10
20	BOLT, M12X35-8.8 HEX HEAD FULL THREAD ZINC	F81004-24	18
21	ANGLE	510310-1	1

## 5.20 Outfeed Table Hold-Down Rollers (3.6E)



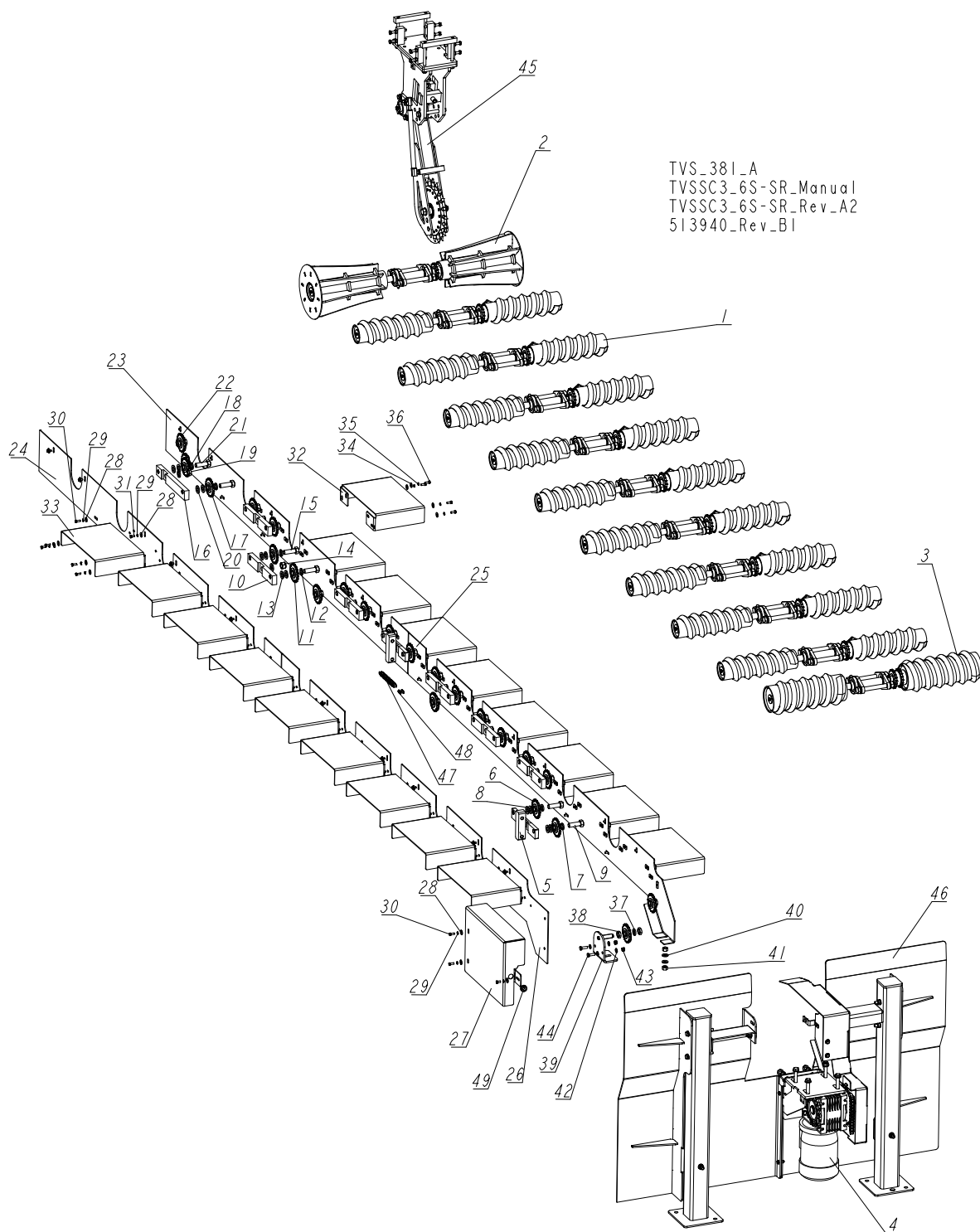
REF.	DESCRIPTION (◆ Indicates Parts Available In Assemblies Only)	PART #	QTY
	<b>HOLD-DOWN ROLLER SET, TVSOS3.6E</b>	<b>511334</b>	<b>1</b>
1	TUBE WELDMENT, HOLD-DOWN ROLLER REAR MOUNT	100731-1	1
2	BEAM, TVS 3.6 HOLD-DOWN ROLLER MIDDLE MOUNT - COMPLETE	510364	1
3	BEAM, TVS 3.6 HOLD-DOWN ROLLER MIDDLE MOUNT	510361-1	1
4	CHANNEL, SPACER	510082-1	2
5	WASHER, 13 FLAT ZINC	F81056-1	8
6	NUT, M12-8 HEX NYLON ZINC LOCK	F81034-2	4
7	BOLT, M12X35-8.8 HEX HEAD FULL THREAD ZINC	F81004-24	4
8	FRAME WLDMT, HOLD-DOWN ROLLER FRONT MOUNT	507525-1	1
9	BAR, TVS MOUNTING ZINC-PLATED	100756-1	4
10	WASHER, 13 FLAT ZINC	F81056-1	24
11	WASHER, Z12.2 SPLIT LOCK ZINC	F81056-2	16
12	BOLT, M12X35-8.8 HEX HEAD FULL THREAD ZINC	F81004-24	16
13	NUT, M12-8 HEX NYLON ZINC LOCK	F81034-2	16
14	BOLT, M12x110-8.8-B HEX HEAD ZINC	F81004-47	4
15	ROLLER, HOLD-DOWN COMPLETE <a href="#">See Section 5.29</a>	510308	4
16	CAP, 80x80 #111227 FRAME TUBE	089644	12

## 5.21 Outfeed Table Hold-Down Rollers (2.4E)



REF.	DESCRIPTION (◆ Indicates Parts Available In Assemblies Only)	PART #	QTY
	<b>HOLD-DOWN ROLLER SET, TVSSC2.4E OUTFEED TABLE</b>	<b>511132</b>	<b>1</b>
1	TUBE, TVS SC 2.4 HOLD-DOWN ROLLER MIDDLE MOUNT - COMPLETE	510944	1
2	TUBE, TVS SC 2.4 HOLD-DOWN ROLLER MIDDLE MOUNT	510943-1	1
3	CHANNEL, SPACER	510082-1	2
4	WASHER, 13 FLAT ZINC	F81056-1	8
5	BOLT, M12 X 35-8.8 HEX HEAD FULL THREAD ZINC	F81004-24	4
6	NUT, M12-8 HEX NYLON ZINC LOCK	F81034-2	4
7	TUBE WELDMENT, HOLD-DOWN ROLLER REAR MOUNT	100731-1	1
8	BAR, TVS MOUNTING ZINC-PLATED	100756-1	4
9	WASHER, 13 FLAT ZINC	F81056-1	24
10	WASHER, Z12.2 SPLIT LOCK ZINC	F81056-2	16
11	BOLT, M12 X 35-8.8 HEX HEAD FULL THREAD ZINC	F81004-24	16
12	FRAME WLDMT, HOLD-DOWN ROLLER FRONT MOUNT	507525-1	1
13	ROLLER, HOLD-DOWN COMPLETE <a href="#">See Section 5.29</a>	510308	4
14	BOLT, M12x110-8.8-B-HEX HEAD ZINC	F81004-47	4
15	NUT, M12-8 HEX NYLON ZINC LOCK	F81034-2	4
16	CAP, 80x80 #111227 FRAME TUBE	089644	8

## 5.22 Spiral Rollers, TVS FT



REF.	DESCRIPTION (◆ Indicates Parts Available In Assemblies Only)	PART #	QTY
	SPIRAL ROLLER MODULE, TVS FT 3.6	514865	1/0
	SPIRAL ROLLER MODULE, TVS FT 2.4	514875	0/1
1	ROLLER ASSEMBLY, F1100 SIDE SPIRAL <a href="#">See Section 5.13</a>	507440	9/5
2	ROLLER ASSEMBLY, SIDE FRONT <a href="#">See Section 5.14</a>	508035	1/1

REF.	DESCRIPTION (◆ Indicates Parts Available In Assemblies Only)	PART #	QTY
3	ROLLER ASSEMBLY, 131 SIDE SPIRAL <a href="#">See Section 5.12</a>	507441	1/1
4	DRIVE ASSEMBLY, TVS SC/FT OUTFEED TABLE SIDE ROLLER <a href="#">See Section 5.8</a>	508200	1/1
	<b>SPROCKET ASSEMBLY, REAR</b>	<b>515950</b>	<b>2/1</b>
5	BRACKET, REAR SPROCKET MOUNT	515952-1	1
6	SPROCKET, Z=18 1/2"x5/16" W/BEARING	088700	2
7	WASHER, 16.3 SPLIT LOCK ZINC	F81058-2	2
8	WASHER, 17 SPLIT LOCK ZINC	F81058-1	4
9	BOLT, M16X50-8.8 HEX HEAD FULL THREAD ZINC	F81006-7	2
	<b>SPROCKET ASSEMBLY</b>	<b>515945</b>	<b>6/3</b>
10	BAR, SPROCKET MOUNTING	515943-1	1
11	SPROCKET, Z=18 1/2"x5/16" W/BEARING	088700	2
12	WASHER, 16.3 SPLIT LOCK ZINC	F81058-2	2
13	WASHER, 17 SPLIT LOCK ZINC	F81058-1	5
14	NUT, M16-8 HEX NYLON ZINC LOCK	F81036-2	1
15	BOLT, M16X50-8.8 HEX HEAD FULL THREAD ZINC	F81006-7	2
	<b>SPROCKET ASSEMBLY, FRONT</b>	<b>515948</b>	<b>1/1</b>
16	BAR, SPROCKET MOUNTING	515946-1	1
17	SPROCKET, Z=18 1/2"x5/16" W/BEARING	088700	2
18	WASHER, 16.3 SPLIT LOCK ZINC	F81058-2	3
19	NUT, M16 8 THIN ZINC	F81036-4	1
20	WASHER, 17 SPLIT LOCK ZINC	F81058-1	4
21	BOLT, M16X50-8.8 HEX HEAD FULL THREAD ZINC	F81006-7	2
22	SPROCKET, Z=18 1/2"x5/16" W/BEARING	088700	6/5
	<b>SIDE GUARD SET, TVS 3.6</b>	<b>509201</b>	<b>1/0</b>
	<b>IDE GUARD SET, TVS 2.4</b>	<b>507835</b>	<b>0/1</b>
23	GUARD, RIGHT FRONT	509194-1 <sup>1</sup>	1
	GUARD WELDMENT, RIGHT FRONT	508016-1 <sup>2</sup>	1
24	GUARD WELDMENT, LEFT FRONT	509192-1 <sup>1</sup>	1
	GUARD WELDMENT, LEFT FRONT	508036-1 <sup>2</sup>	1
25	GUARD WELDMENT, RIGHT MIDDLE	509190-1 <sup>1</sup>	1
	GUARD WELDMENT, RIGHT MIDDLE	508023-1 <sup>2</sup>	1
26	GUARD WELDMENT, LEFT MIDDLE	509188-1 <sup>1</sup>	1
	GUARD WELDMENT, LEFT MIDDLE	508037-1 <sup>2</sup>	1
27	GUARD, LEFT END	508755-1 <sup>1</sup>	1
	GUARD, LEFT END	508755-1 <sup>2</sup>	1
28	WASHER, 6.5 SPECIAL FLAT ZINC	F81053-11	35/27
29	WASHER, Z 6.1 SPLIT LOCK ZINC	F81053-3	35/27
30	BOLT, M6x16 8.8 HEX HEAD FULL THREAD ZINC	F81001-15	14/11
31	BOLT, M6x12-8.8 HEX HEAD FULL THREAD ZINC	F81001-7	21/16
	<b>FILLER PLATE ASSEMBLY, TVS 3.6</b>	<b>509202</b>	<b>1/0</b>
	<b>FILLER PLATE ASSEMBLY, TVS 2.4</b>	<b>507834</b>	<b>0/1</b>
32	PLATE, RIGHT FILLER	507836-1	9/5
33	PLATE, LEFT FILLER	507837-1	9/5
34	WASHER, 6.5 SPECIAL FLAT ZINC	F81053-11	72/40
35	WASHER, Z6.1 SPLIT LOCK ZINC	F81053-3	72/40
36	BOLT, M6x16 8.8 HEX HEAD FULL THREAD ZINC	F81001-15	72/40

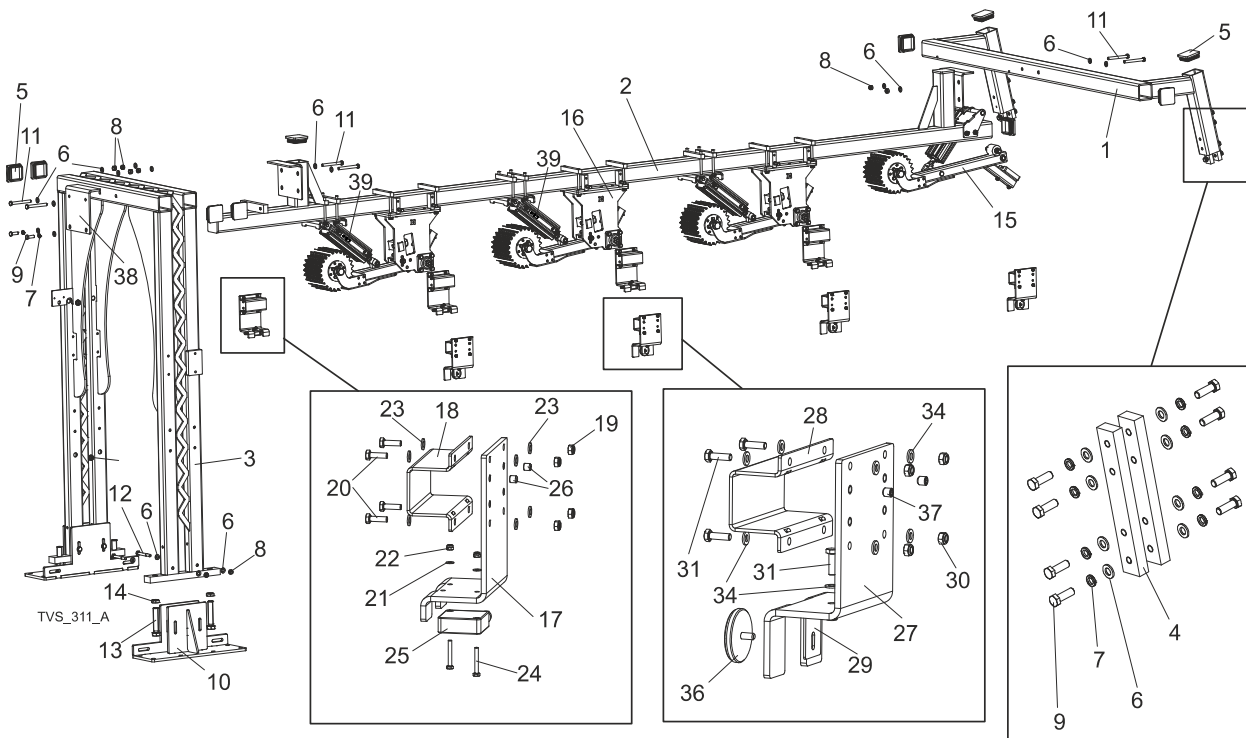
REF.	DESCRIPTION (◆ Indicates Parts Available In Assemblies Only)	PART #	QTY	
37	WASHER, 16.3 SPLIT LOCK ZINC	F81058-2	12/9	
38	NUT, M16 8 THIN ZINC	F81036-4	21/18	
39	BRACKET WELDMENT, TENSION SPROCKET MOUNT	507429-1	1/1	
40	WASHER, 13 FLAT ZINC	F81056-1	2/2	
41	NUT, M12-8-B HEX ZINC	F81034-1	2/2	
42	WASHER, 8.4 FLAT ZINC	F81054-1	4/4	
43	NUT, M8-8-B HEX NYLON ZINC LOCK	F81032-2	2/2	
44	BOLT, M8x25-8.8-B HEX HEAD FULL THREAD ZINC	F81002-5	2/2	
45	HOLD-DOWN ROLLER - COMPLETE <a href="#">See Section 5.29</a>	510308 <sup>3</sup>	1/1	
46	STOP PLATE SET	508930 <sup>3</sup>	1/1	
47	CHAIN, 08B-1-841 SPIRAL ROLLER DRIVE (LONG)	509203	1/0	
	CHAIN, 08B-1-535 SPIRAL ROLLER DRIVE (LONG)	507498	0/1	
48	LINK, 08B-1PZ CHAIN	090712	1/1	
49	GROMMET, 20/13 RUBBER	086188	1/1	

<sup>1</sup> Included in: **509201**

<sup>2</sup> Included in: **507835**

<sup>3</sup> Used on TVS-SC saws only

### 5.23 Hold-Down Rollers, TVSFT 2.4, 2.4S

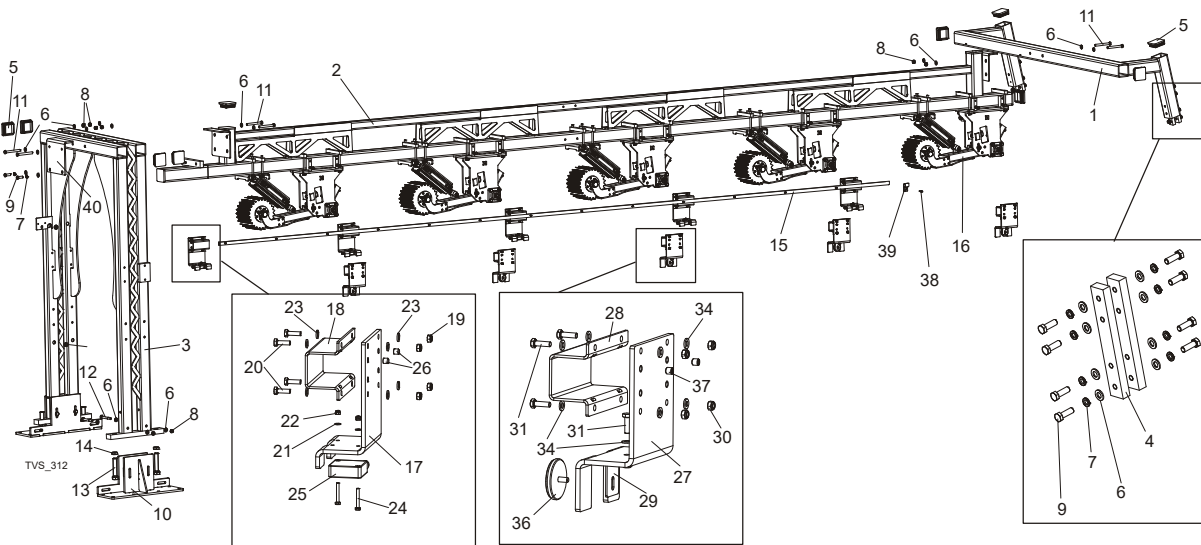


REF.	DESCRIPTION (◆ Indicates Parts Available In Assemblies Only)	PART #	QTY
<b>HOLD-DOWN ROLLER SET, TVS FT 2.4</b>		<b>511199</b>	<b>1</b>
1	TUBE WELDMENT, HOLD-DOWN ROLLER REAR MOUNT	100731-1	1
2	TUBE, HOLD-DOWN ROLLER MIDDLE MOUNT(TVS FT 2.4 TABLE)	510943-1	1
3	TUBE WELDMENT, HOLD-DOWN ROLLER FRONT MOUNT	510300-1	1
4	BAR, HOLD-DOWN ROLLER FRAME MOUNTING	100756-1	4
5	CAP, HOLD-DOWN ROLLER FRAME	089644	12
6	WASHER, 13 FLAT ZINC	F81056-1	38
7	WASHER, Z12.2 SPLIT LOCK ZINC	F81056-2	18
8	NUT, M12-8 HEX NYLON ZINC LOCK	F81034-2	10
9	BOLT, M12 X 35-8.8 HEX HEAD FULL THREAD ZINC	F81004-24	18
10	SUPPORT WELDMENT, HOLD-DOWN ROLLER FRAME	510315-1	2
11	BOLT, M12 X 35-8.8 HEX HEAD ZINC	F81004-47	6
12	BOLT, M12X100-8.8 HEX HEAD ZINC	F81004-3	4
13	BOLT, M24x120 8.8 HEX HEAD FULL THREAD ZINC	F81009-6	4
14	NUT, M24-04-B HEX THIN ZINC	F81039-3	4
15	ROLLER, TVS FT COMPLETE FRONT HOLD-DOWN <a href="#">See Section 5.28</a>	511047	1
16	ROLLER, TVS FT COMPLETE UPPER HOLD-DOWN <a href="#">See Section 5.25</a>	511043	3
<b>PHOTOELECTRIC SENSOR W/MOUNTING BRACKET</b>		<b>509755</b>	<b>4</b>
17	PLATE, PHOTOELECTRIC SENSOR MOUNTING BRACKET	509754-1	1
18	PLATE, PHOTOELECTRIC RECEIVER MOUNTING BRACKET	509752-1	1
19	NUT, M6-8-B HEX NYLON ZINC LOCK	F81031-2	4
20	BOLT, M6X20 8.8 HEX HEAD FULL THREAD ZINC	F81001-2	4
21	WASHER, 4.3 FLAT ZINC	F81051-2	2
22	NUT, M4-8 HEX NYLON ZINC LOCK	F81029-1	2
23	WASHER, 6.4 FLAT ZINC	F81053-1	8

24	BOLT, M4X30-8.8 DIN933 HEX HEAD FULL THREAD ZINC	F81011-5	2	
25	SENSOR, XUK1APANM12 PROXIMITY PHOTOELECTRIC	093169	1	
26	SCREW, M8X8-33H GEOMET HEX SOCKET SET FLAT POINT	F81014-1	2	
	<b>PHOTO SENSOR RECEIVER W/MOUNTING BRACKET</b>	<b>509757</b>	<b>4</b>	
27	PLATE, PHOTOELECTRIC RECEIVER MOUNTING BRACKET	509756-1	1	
28	PLATE, PHOTOELECTRIC RECEIVER MOUNTING BRACKET	509752-1	1	
29	PLATE, PHOTOELECTRIC RECEIVER MOUNTING	509751-1	1	
30	NUT, M6-8-B HEX NYLON ZINC LOCK	F81031-2	5	
31	BOLT, M6X20 8.8 HEX HEAD FULL THREAD ZINC	F81001-2	5	
32	WASHER, 4.3 FLAT ZINC	F81051-2	2	
33	NUT, M4-8 HEX NYLON ZINC LOCK	F81029-1	2	
34	WASHER, 6.4 FLAT ZINC	F81053-1	10	
35	BOLT, M4X30-8.8 DIN933 HEX HEAD FULL THREAD ZINC	F81011-5	2	
36	SENSOR, PHOTOELECTRIC RECEIVER	091401	1	
37	SCREW, M8X8-33H GEOMET HEX SOCKET SET FLAT POINT	F81014-1	2	
38	ANGLE	510388-1	1	
39	SILENCER, AN203-KM8	509867	2	



## 5.24 Hold-Down Rollers, TVSFT 3.6, 3.6S



REF.	DESCRIPTION (◆ Indicates Parts Available In Assemblies Only)	PART #	QTY
	<b>HOLD-DOWN ROLLER SET, TVS FT 3.6</b>	<b>510360</b>	<b>1</b>
1	TUBE WELDMENT, HOLD-DOWN ROLLER REAR MOUNT	100731-1	1
2	TUBE, HOLD-DOWN ROLLER MIDDLE MOUNT (TVS FT 3.6 TABLE)	510361-1	1
3	TUBE WELDMENT, HOLD-DOWN ROLLER FRONT MOUNT	510300-1	1
4	BAR, HOLD-DOWN ROLLER FRAME MOUNTING	100756-1	4
5	CAP, HOLD-DOWN ROLLER FRAME	089644	12
6	WASHER, 13 FLAT ZINC	F81056-1	38
7	WASHER, Z12.2 SPLIT LOCK ZINC	F81056-2	18
8	NUT, M12-8 HEX NYLON ZINC LOCK	F81034-2	10
9	BOLT, M12 X 35-8.8 HEX HEAD FULL THREAD ZINC	F81004-24	18
10	SUPPORT WELDMENT, HOLD-DOWN ROLLER FRAME	510315-1	2
11	BOLT, M12 X 35-8.8 HEX HEAD ZINC	F81004-47	6
12	BOLT, M12X100-8.8 HEX HEAD ZINC	F81004-3	4
13	BOLT, M24x120 8.8 HEX HEAD FULL THREAD ZINC	F81009-6	4
14	NUT, M24-04-B HEX THIN ZINC	F81039-3	4
15	DUCT, 20x12 CABLE	R80640-5	1
16	ROLLER, TVS FT COMPLETE UPPER HOLD-DOWN <a href="#">See Section 5.25</a>	511043	5
	<b>PHOTOELECTRIC SENSOR W/MOUNTING BRACKET</b>	<b>509755</b>	<b>5</b>
17	PLATE, PHOTOELECTRIC SENSOR MOUNTING BRACKET	509754-1	1
18	PLATE, PHOTOELECTRIC RECEIVER MOUNTING BRACKET	509752-1	1
19	NUT, M6-8-B HEX NYLON ZINC LOCK	F81031-2	4
20	BOLT, M6X20 8.8 HEX HEAD FULL THREAD ZINC	F81001-2	4
21	WASHER, 4.3 FLAT ZINC	F81051-2	2
22	NUT, M4-8 HEX NYLON ZINC LOCK	F81029-1	2
23	WASHER, M6 FLAT ZINC	F81053-1	8
24	BOLT, M4X30-8.8 DIN933 HEX HEAD FULL THREAD ZINC	F81011-5	2
25	SENSOR, XUK1APANM12 PROXIMITY PHOTOELECTRIC	093169	1
26	SCREW, M8X8-33H GEOMET HEX SOCKET SET FLAT POINT	F81014-1	2
	<b>PHOTO SENSOR RECEIVER W/MOUNTING BRACKET</b>	<b>509757</b>	<b>5</b>
27	PLATE, PHOTOELECTRIC RECEIVER MOUNTING BRACKET	509756-1	1
28	PLATE, PHOTOELECTRIC RECEIVER MOUNTING BRACKET	509752-1	1



## TVS Flat Tables

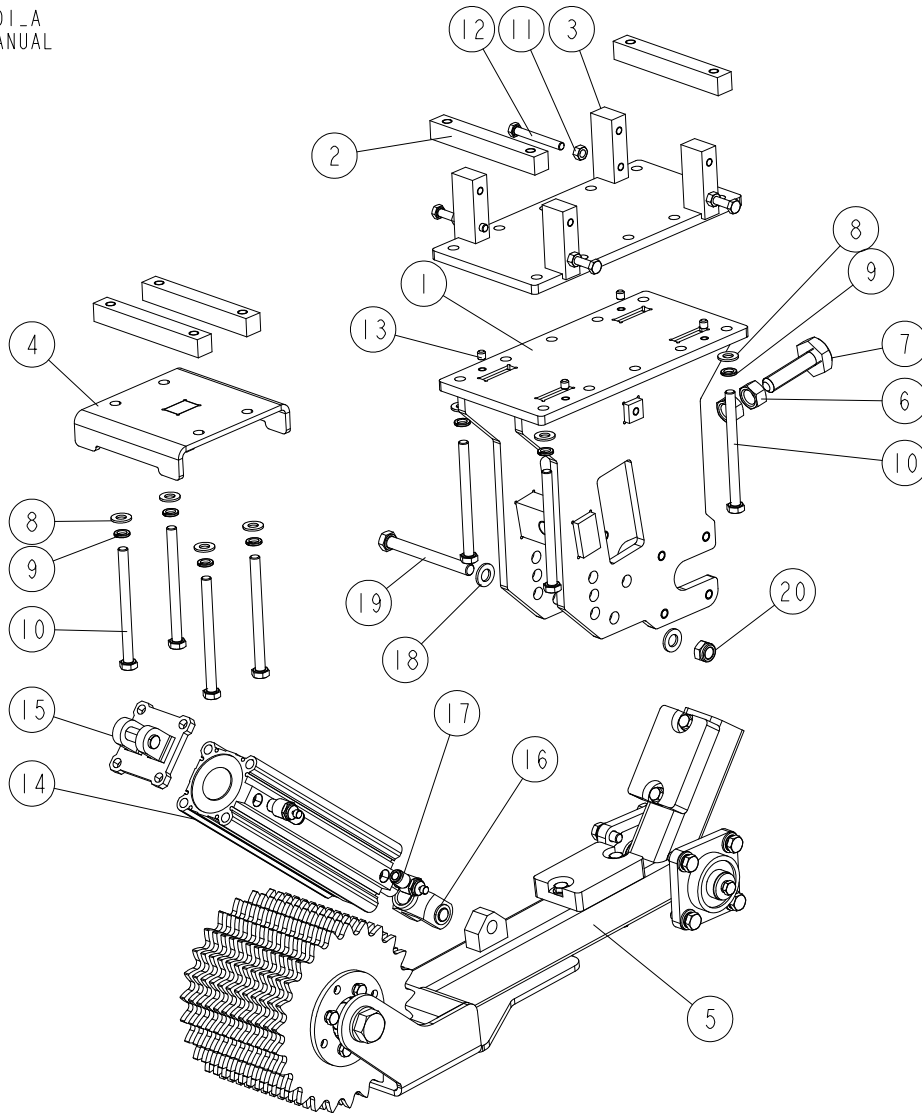
Hold-Down Rollers, TVSFT 3.6, 3.6S

---

29	PLATE, PHOTOELECTRIC RECEIVER MOUNTING	509751-1	1	
30	NUT, M6-8-B HEX NYLON ZINC LOCK	F81031-2	5	
31	BOLT, M6X20 8.8 HEX HEAD FULL THREAD ZINC	F81001-2	5	
32	WASHER, 4.3 FLAT ZINC	F81051-2	2	
33	NUT, M4-8 HEX NYLON ZINC LOCK	F81029-1	2	
34	WASHER, M6 FLAT ZINC	F81053-1	10	
35	BOLT, M4X30-8.8 DIN933 HEX HEAD FULL THREAD ZINC	F81011-5	2	
36	SENSOR, PHOTOELECTRIC RECEIVER	091401	1	
37	SCREW, M8X8-33H GEOMET HEX SOCKET SET FLAT POINT	F81014-1	2	
38	SCREW, M4x16 5.8-B CROSS RECESSED PAN HEAD ZINC	F81011-42	14	
39	CLAMP, 1/2" EMT COATED	P07584	1	
40	ANGLE	510388-1	1	

## 5.25 Top Hold-Down Roller

511043\_001\_A  
511043\_MANUAL

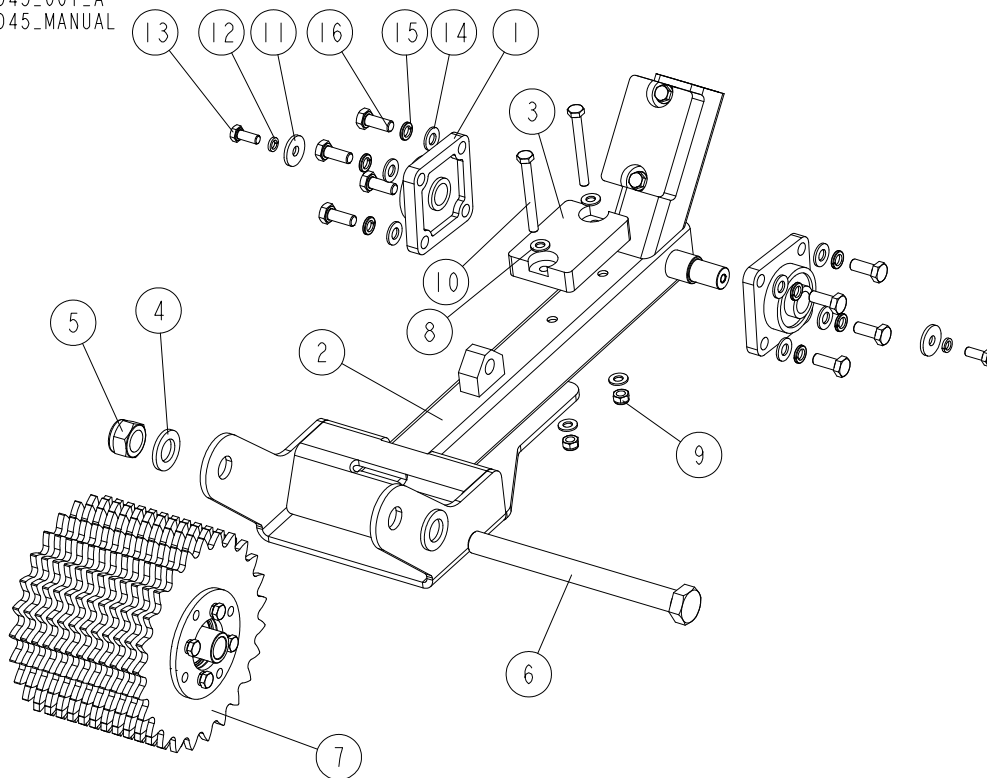


REF.	DESCRIPTION (◆ Indicates Parts Available In Assemblies Only)	PART #	QTY
-	<b>ROLLER, TVS FT TOP HOLD-DOWN - COMPLETE</b>	<b>511043</b>	<b>1</b>
1	MOUNT WELDMENT, HOLD-DOWN ROLLER	510306-1	1
2	BAR, TOP PLATE MOUNT	100757-1	4
3	PLATE WELDMENT, TOP	503435-1	1
4	BRACKET WELDMENT, AIR CYLINDER UPPER	101204-1	1
5	ROLLER, FRONT HOLD-DOWN - COMPLETE <a href="#">See Section 5.26</a>	511045	1
-	<b>M16 BOLT W/2 NUTS</b>	<b>093710</b>	<b>1</b>
6	NUT, M16-5-B HEX	F81036-5	2
7	BOLT, M16	505006	1
8	WASHER, 10.5 FLAT ZINC	F81055-1	8
9	WASHER, Z 10.2 SPLIT LOCK ZINC	F81055-2	8
10	BOLT, M10X125 8.8 HEX HEAD ZINC	F81003-18	8
11	NUT, M8-8-B HEX ZINC	F81032-1	4
12	BOLT, M8X65 8.8 HEX HEAD FULL THREAD ZINC	F81002-9	4

REF.	DESCRIPTION (◆ Indicates Parts Available In Assemblies Only)	PART #	QTY	
13	SCREW, M8X8-33H GEOMET HEX SOCKET SET W/FLAT POINT	F81014-1	4	
-	CYLINDER, 63X200 AIR	<b>508875</b>	<b>1</b>	
14	CYLINDER, CDQ2A63TF-200DCMZ AIR	508882	1	
15	BRACKET, CQ-D063 MOUNTING	508884	1	
16	JOINT, Y-G05 DOUBLE KNUCKLE	508883	1	
17	VALVE, AS220IF-02-08S AIR FLOW CONTROL	509039	2	
18	WASHER, 13 FLAT ZINC	F81056-1	2	
19	BOLT, M12X115-8.8-B HEX HEAD ZINC	F81004-33	1	
20	NUT, M12-8 HEX NYLON ZINC LOCK	F81034-2	1	

## 5.26 Front Hold-Down Roller

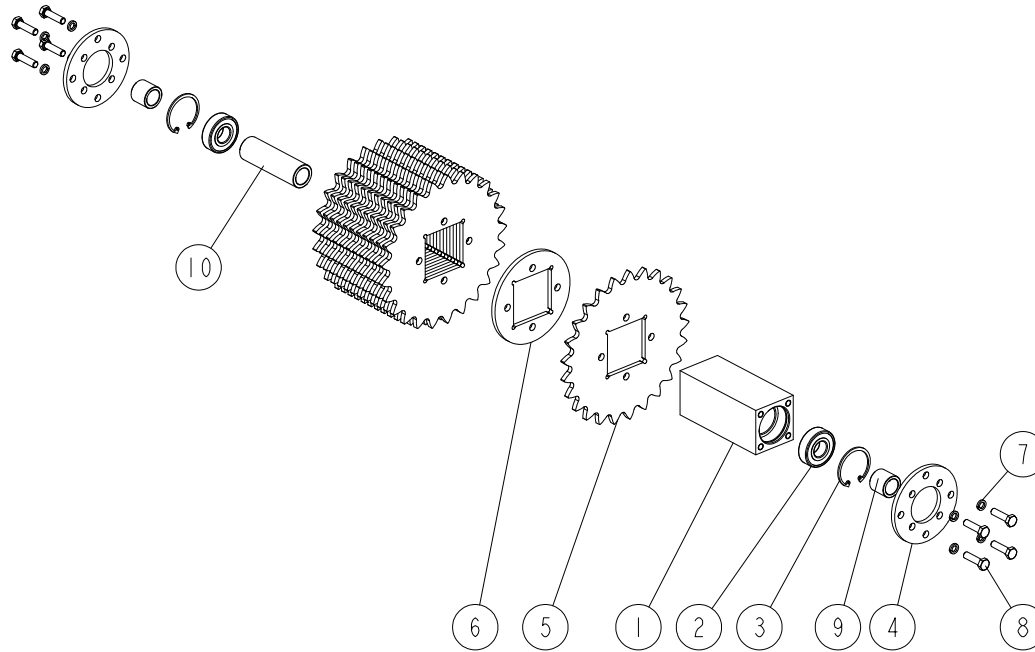
511045\_001\_A  
511045\_MANUAL



REF.	DESCRIPTION (◆ Indicates Parts Available In Assemblies Only)	PART #	QTY
-	<b>ROLLER, FRONT HOLD-DOWN - COMPLETE</b>	511045	1
1	BEARING, UCF 204 W/HOUSING	097667	2
2	ARM WELDMENT, HOLD-DOWN ROLLER	530064-1	1
3	BUMPER, GRENE 70 3201 0010 RUBBER	094969	2
4	WASHER, 21 FLAT ZINC	F81059-2	2
5	NUT, M20-8-A DIN985 HEX NYLON ZINC LOCK	F81037-2	1
6	BOLT, M20X220-8.8 HEX HEAD FULL THREAD ZINC	F81007-4	1
7	ROLLER, HOLD-DOWN - COMPLETE <a href="#">See Section 5.27</a>	500030	1
8	WASHER, 8.4 FLAT ZINC	F81054-1	8
9	NUT, M8-8-B HEX NYLON ZINC LOCK	F81032-2	4
10	BOLT, M8X75-8.8 HEX HEAD ZINC	F81002-91	4
11	WASHER, 9 DIN440 A2 STAINLESS STEEL	F81054-9	2
12	WASHER, 8.2 SPLIT LOCK ZINC	F81054-4	2
13	BOLT, M8X20 8.8 HEX HEAD FULL THREAD ZINC	F81002-4	2
14	WASHER, 10.5 FLAT ZINC	F81055-1	8
15	WASHER, Z 10.2 SPLIT LOCK ZINC	F81055-2	8
16	BOLT, M10X25 8.8 HEX HEAD FULL THREAD ZINC	F81003-11	8

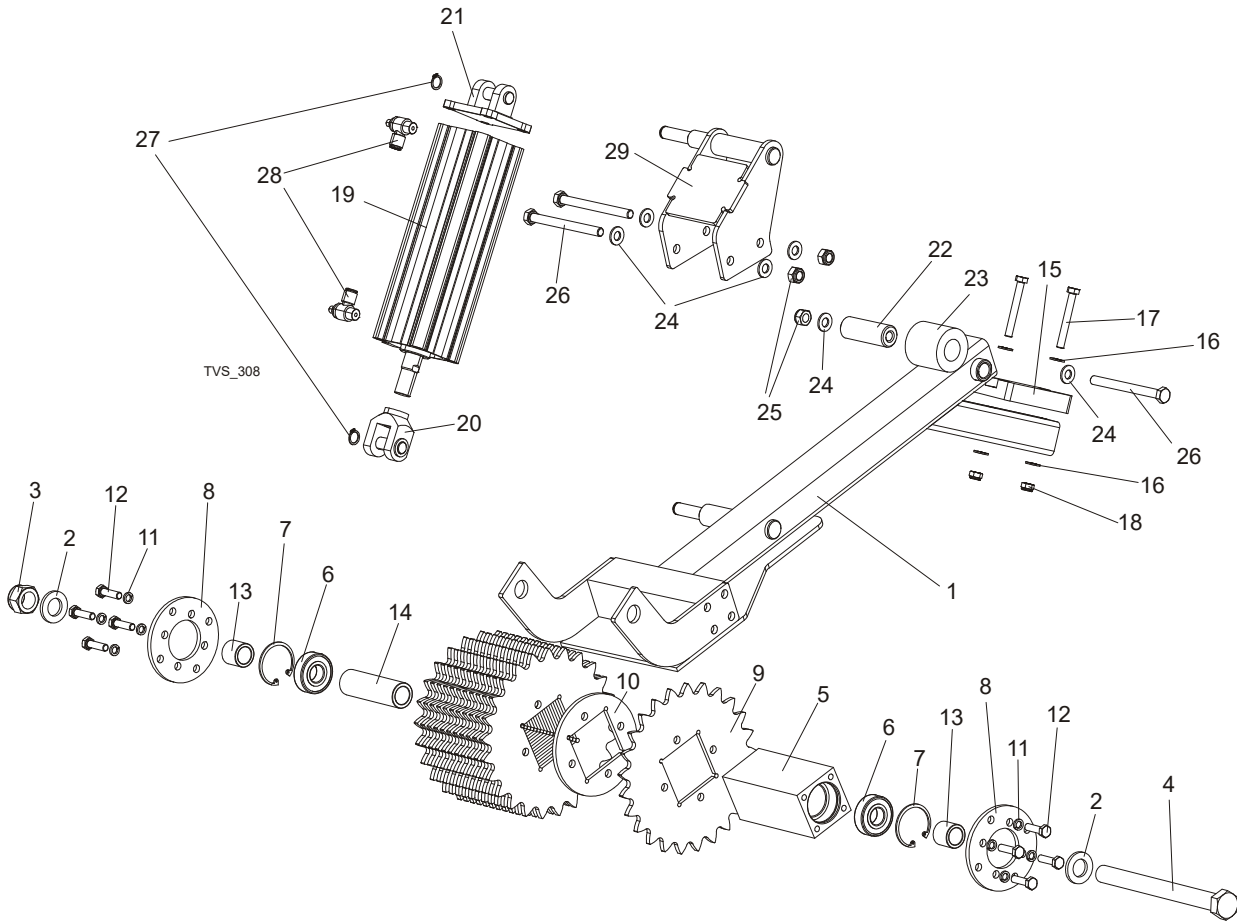
## 5.27 Hold-Down Roller

500030\_001  
500030\_MANUAL



REF.	DESCRIPTION (◆ Indicates Parts Available In Assemblies Only)	PART #	QTY
-	<b>ROLLER, HOLD-DOWN - COMPLETE</b>	500030	1
1	BLOCK, HOLD-DOWN ROLLER INSIDE	500025-1	1
2	BEARING, 6204 2RS CX	088447	2
3	RING, W 47 INSIDE RETAINING	089653	2
4	PLATE, SIDE LOCKING	500026-1	2
5	WHEEL, 200 DIA. TOOTHED CLAMPING ZINC-PLATED	500028-1	12
6	SPACER	500029-1	11
7	WASHER, 8.2 SPLIT LOCK ZINC	F81054-4	8
8	BOLT, M8X30 8.8 HEX HEAD FULL THREAD ZINC	F81002-7	8
9	BUSHING, 20/28-25 ZINC-PLATED	094156-1	2
10	BUSHING, 21/30-98 ZINC-PLATED	500027-1	1

### 5.28 Hold-Down Roller



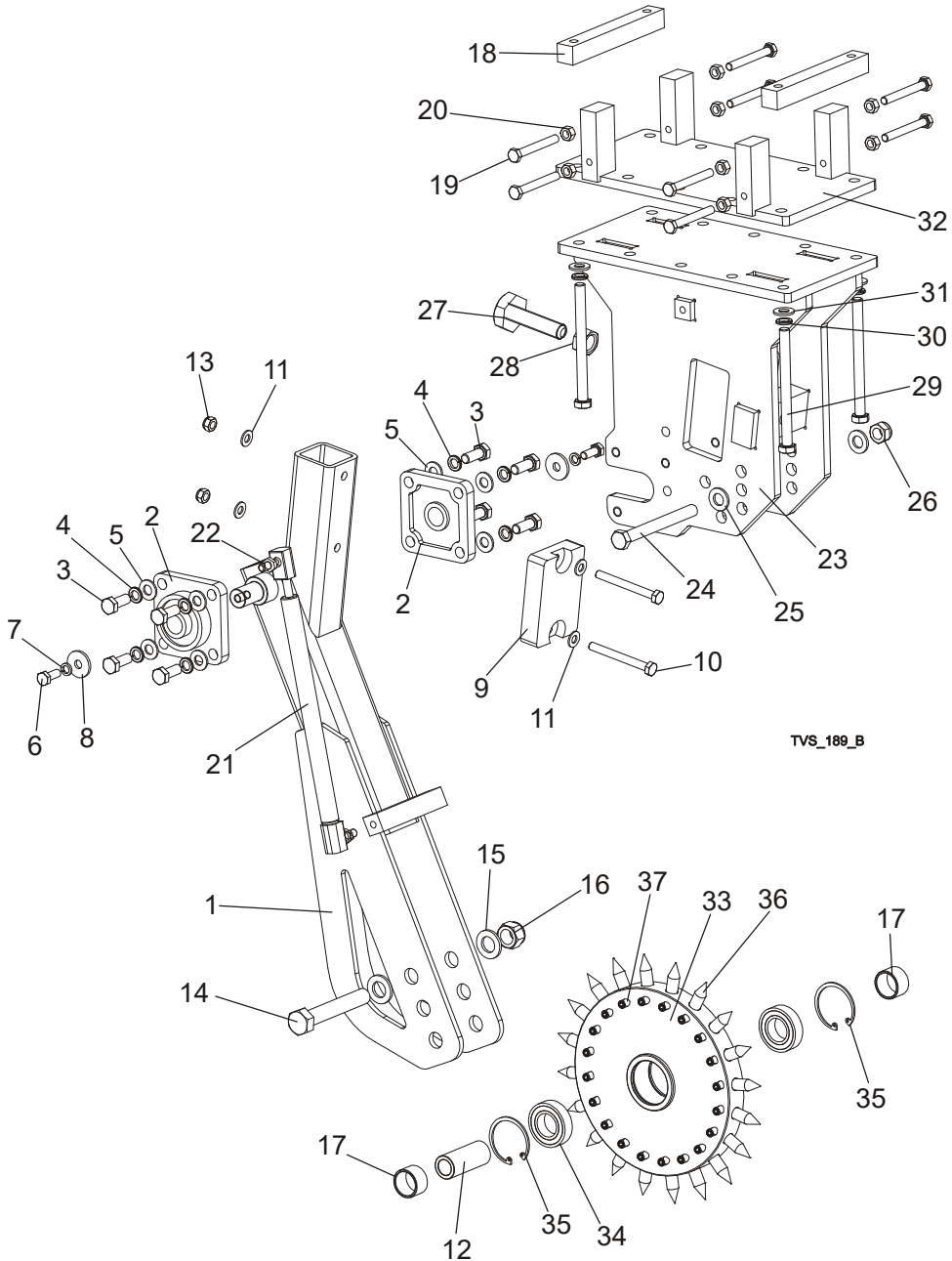
REF.	DESCRIPTION (◆ Indicates Parts Available In Assemblies Only)	PART #	QTY
	<b>ROLLER, TVSFT SAW HEAD UPPER HOLD-DOWN</b>	<b>511047</b>	<b>1</b>
1	BRACKET, WIDE ROLLER MOUNT	530064-1	1
2	WASHER, M20 FLAT ZINC	F81059-2	2
3	NUT, M20-6 HEX NYLON ZINC LOCK	F81037-2	1
4	BOLT, M20X220-8.8 HEX HEAD ZINC	F81007-4	1
	<b>ROLLER, COMPLETE HOLD-DOWN</b>	<b>500030</b>	<b>1</b>
5	BLOCK, HOLD-DOWN ROLLER INSIDE	500025-1	1
6	BEARING, 6204 2RS-CX	088447	2
7	RING, W47 INSIDE RETAINING	089653	2
8	PLATE, SIDE LOCKING	500026-1	2
9	WHEEL, F 200 TOOTHED CLAMPING ZINC-PLATED	500028-1	12
10	SPACER	500029-1	11
11	WASHER, 8.2 SPLIT LOCK ZINC	F81054-4	8
12	BOLT, M8X30-8.8 HEX HEAD FULL THREAD ZINC	F81002-7	8
13	BUSHING, ZINC-PLATED SPACER	094156-1	2
14	BUSHING, 21X30X98 ZINC-PLATED SPACER	500027-1	1
15	BUMPER, GRENE 70 3201 0010. SHR RUBBER	094969	1
16	WASHER, 8.4 FLAT ZINC	F81054-1	4
17	BOLT, M8 X 65-5.8 HEX HEAD ZINC	F81002-3	2
18	NUT, M8-8-B HEX NYLON ZINC LOCK	F81032-2	2

**5** **TVS Flat Tables**  
*Hold-Down Roller*

	<b>CYLINDER, 63X200 AIR</b>	<b>508875</b>	<b>1</b>	
<b>19</b>	CYLINDER, CDQ2A63TF-200DCMZ AIR	508882	1	
<b>20</b>	JOINT, Y-G05 DOUBLE KNUCKLE	508883	1	
<b>21</b>	BRACKET, CQ-D063 MOUNTING	508884	1	
<b>22</b>	BUSHING, 25.2/10.5-69 SPACER	511050	1	
<b>23</b>	SPRING, LT15 BLADE TENSIONER	014828	1	
<b>24</b>	WASHER, 10.5 FLAT ZINC	F81055-1	6	
<b>25</b>	NUT, M10-8-B HEX NYLON ZINC LOCK	F81033-1	3	
<b>26</b>	BOLT, M10x110-8.8 HEX HEAD ZINC	F81003-43	3	
<b>27</b>	RING, Z14 OUTSIDE RETAINING	F81090-31	2	
<b>28</b>	VALVE, AS220IF-02-08S AIR FLOW CONTROL	509039	2	
<b>29</b>	BRACKET, UPPER HOLD-DOWN ROLLER MOUNT	511211-1	1	



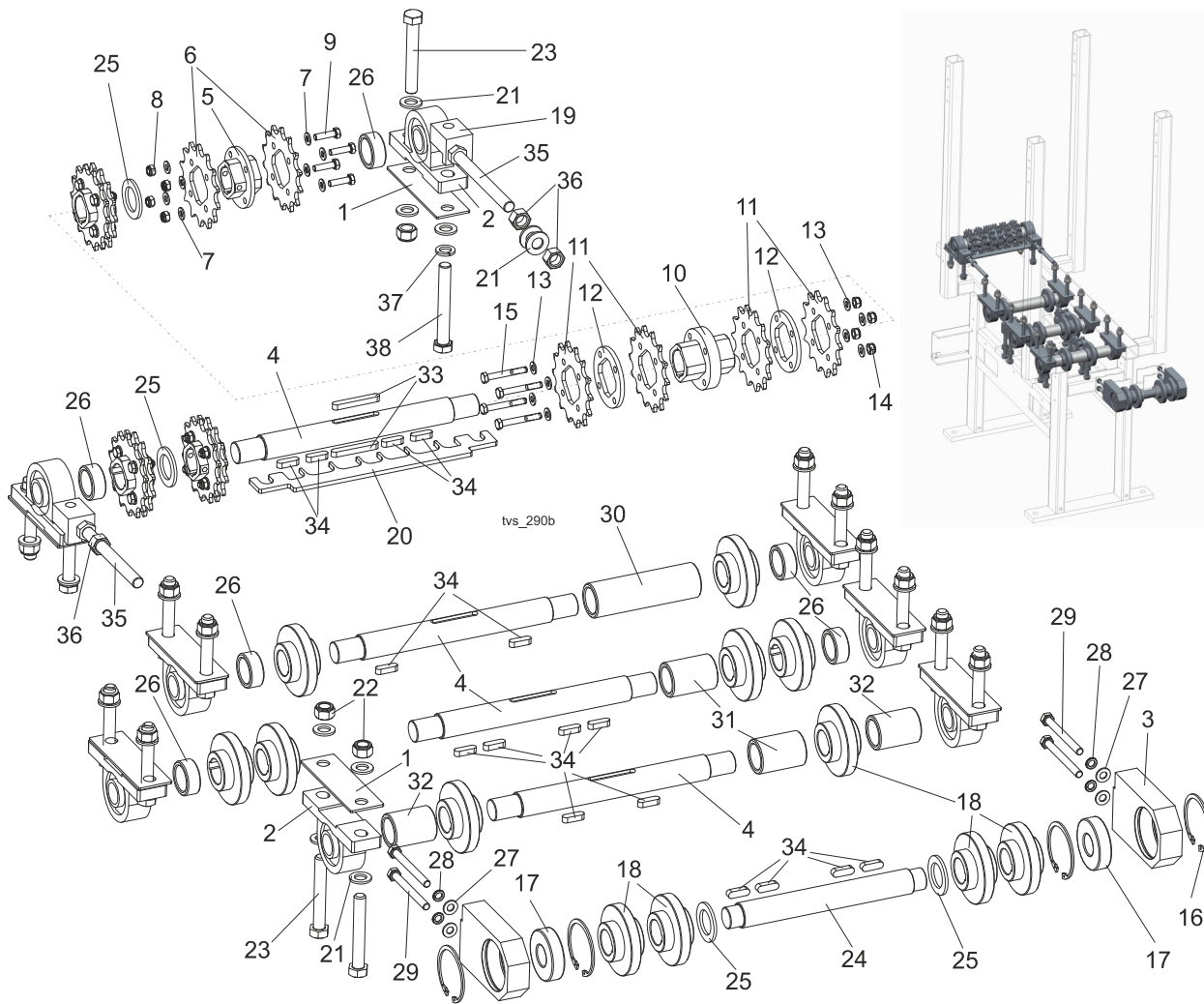
### 5.29 Hold-Down Roller TVSFT - E, E-SR



REF.	DESCRIPTION (◆ Indicates Parts Available In Assemblies Only)	PART #	QTY
	<b>ROLLER, HOLD-DOWN COMPLETE</b>	<b>510308</b>	<b>1</b>
	ROLLER, TVS HOLD-DOWN	510309	1
1	ARM WELDMENT, HOLD-DOWN ROLLER	510307-1	1
2	BEARING, UCF 204 W/HOUSING	097667	2
3	BOLT, M10X25-8.8 HEX HEAD FULL THREAD ZINC	F81003-11	8
4	WASHER, 10.2 SPLIT LOCK ZINC	F81055-2	8
5	WASHER, 10.5 FLAT ZINC	F81055-1	8
6	BOLT, M8x20-5.8 HEX HEAD FULL THREAD ZINC	F81002-1	2
7	WASHER, 8.2 SPLIT LOCK ZINC	F81054-4	2
8	WASHER, 9 DIN440 A2 STAINLESS STEEL	F81054-9	2
9	BUMPER, GRENE 70 3201 0010. SHR RUBBER	094969	1

10	BOLT, M8 X 75 8.8 HEX HEAD ZINC	F81002-91	2	
11	WASHER, 8.4 FLAT ZINC	F81054-1	4	
12	BUSHING, FI 25X16.5X60 SPACER ZINC-PLATED	098610-1	1	
13	NUT, M8-8-B HEX NYLON LOCK ZINC	F81032-2	2	
14	BOLT, M16X100-8.8 HEX HEAD FULL THREAD ZINC	F81006-2	1	
15	WASHER, 17 FLAT ZINC	F81058-1	2	
16	NUT, M16-8 HEX NYLON ZINC LOCK	F81036-2	1	
17	BUSHING, $\phi$ 20.5x $\phi$ 30x18 SPACER	502645-1	2	
18	BAR, TOP PLATE MOUNT	100757-1	2	
19	BOLT, M8 X 65 8.8 HEX HEAD FULL THREAD ZINC	F81002-9	8	
20	NUT, M8-8-B HEX ZINC	F81032-1	8	
	SPRING, 340N GAS COMPLETE	089212	1	
21	Spring, Gas	089205	1	
22	Bolt, M8	089206	2	
23	MOUNT WELDMENT, HOLD-DOWN ROLLER	510306-1	1	
24	BOLT, M12x115-8.8-HEX HEAD ZINC	F81004-33	1	
25	WASHER, 13 FLAT ZINC	F81056-1	2	
26	NUT, M12-8 HEX NYLON ZINC LOCK	F81034-2	1	
27	BOLT, ADJUSTMENT	505006	1	
28	NUT, M16-5-B HEX	F81036-5	1	
29	BOLT, M10x125-8.8 HEX HEAD ZINC	F81003-18	4	
30	WASHER, 10.2 SPLIT LOCK ZINC	F81055-2	4	
31	WASHER, 10.5 FLAT ZINC	F81055-1	4	
32	PLATE WELDMENT, TOP	503435-1	1	
	<b>WHEEL, HOLD-DOWN COMPLETE</b>	<b>502639</b>	<b>1</b>	
33	WHEEL, HOLD-DOWN ZINC-PLATED	502638-1	1	
34	BEARING, 6005 2RS CX	089652	2	
35	RING, W47 INSIDE RETAINING	089653	2	
36	SPIKE, HOLD-DOWN WHEEL	502651-1	20	
37	SCREW, M8x8-33H GEOMET HEX SOCKET SET W/FLAT POINT	F81014-1	20	

### 5.30 Infeed Table Drive Parts, TVS FT

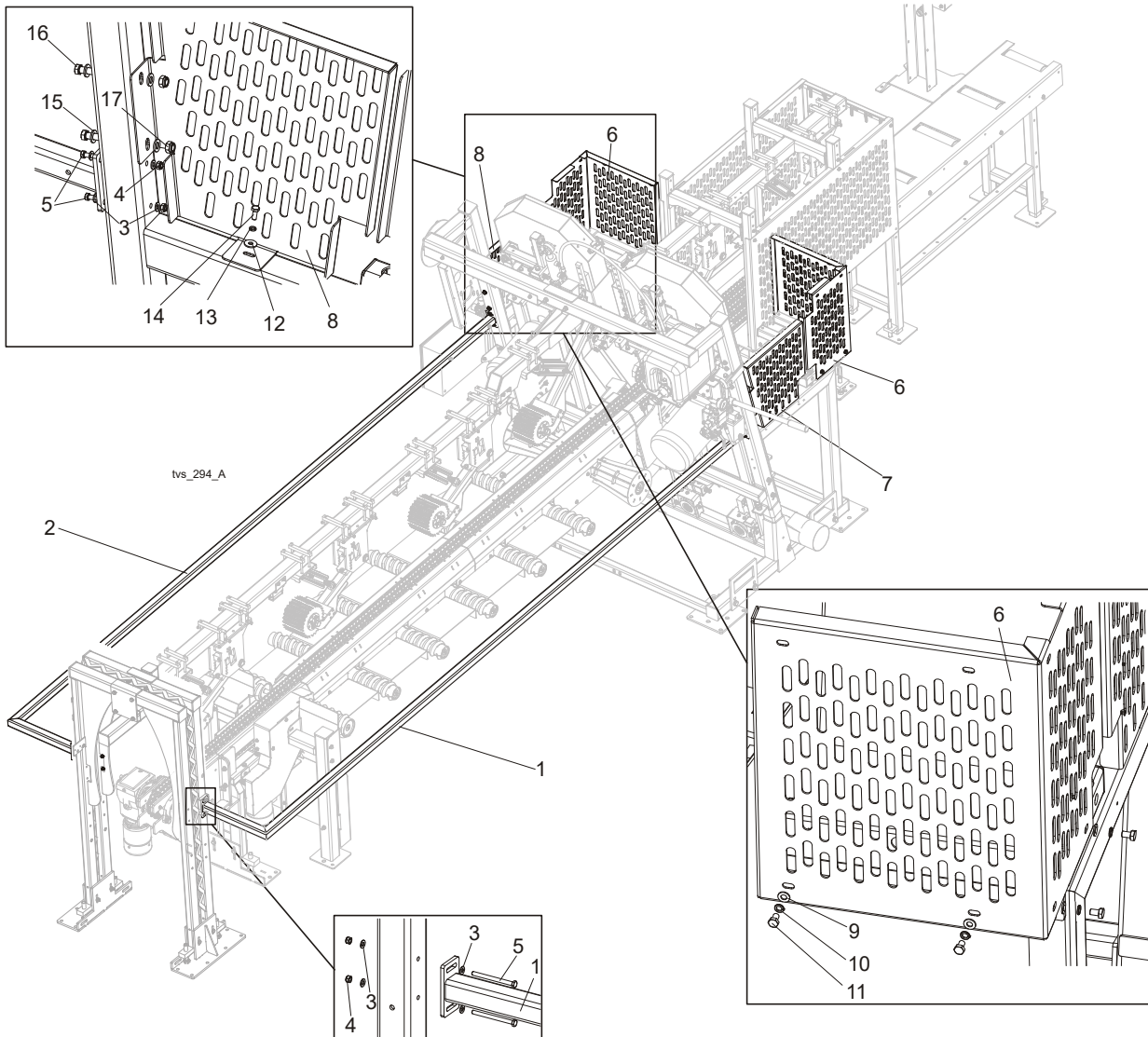


REF.	DESCRIPTION (◆ Indicates Parts Available In Assemblies Only)	PART #	QTY
1	PLATE, UCP206 BEARING HOUSING SPACER	101198 <sup>1</sup>	8
2	BEARING W/HOUSING, UCP 206 CX	099254 <sup>1</sup>	8
3	BLOCK, BEARING HOUSING	099876-1 <sup>1</sup>	2
4	SHAFT, TVS FT	507475 <sup>1</sup>	4
	<b>SPROCKET, TVS FT - COMPLETE</b>	<b>101077 <sup>1</sup></b>	<b>4</b>
5	HUB, 16B 14Z D35 SPROCKET	101076-1	1
6	SPROCKET, 16B 14Z D30 ZINC-PLATED	101028-1	2
7	WASHER, 8.4 FLAT ZINC	F81054-1	8
8	NUT, M8-8-B HEX NYLON ZINC LOCK	F81032-2	4
9	BOLT, M8X30-8.8 HEX HEAD FULL THREAD ZINC	F81002-7	4
	<b>SPROCKET, 16B-2 14Z D35 - COMPLETE</b>	<b>507468 <sup>1</sup></b>	<b>1</b>
10	HUB, SPROCKET	507469-1	1
11	SPROCKET, 16B 14Z D30 ZINC-PLATED	101028-1	4
12	SPACER, SPROCKET ZINC-PLATED	507470-1	2
13	WASHER, 8.4 FLAT ZINC	F81054-1	8
14	NUT, M8-8-B HEX NYLON ZINC LOCK	F81032-2	4

15	BOLT, M8X60-8.8 HEX HEAD ZINC	F81002-54	4	
16	RING, W72 INSIDE RETAINING	F81090-4 <sup>1</sup>	4	
17	BEARING, 6306 2RS	507482 <sup>1</sup>	2	
18	WHEEL, 16B CHAIN TENSION	507586-1 <sup>1</sup>	12	
19	BLOCK, BEARING HOUSING TENSIONER	099829-1 <sup>1</sup>	2	
20	SCRAPER, SHAFT	507581-1 <sup>1</sup>	1	
21	WASHER, 17 FLAT ZINC	F81058-1 <sup>1</sup>	35	
22	NUT, M16-8 HEX NYLON ZINC LOCK	F81036-2 <sup>1</sup>	16	
23	BOLT, M16X110-8.8 HEX HEAD ZINC	F81006-24 <sup>1</sup>	14	
24	SHAFT, TVS FT MIDDLE	507584 <sup>1</sup>	1	
25	WASHER, 55/35.2-4 SPACER	507582-1 <sup>1</sup>	4	
26	BUSHING, 48.3/35.7-20 ZINC-PLATED SPACER	507583-1 <sup>1</sup>	6	
27	WASHER, 10.5 FLAT ZINC	F81055-1 <sup>1</sup>	4	
28	WASHER, 10.2 SPLIT LOCK ZINC	F81055-2 <sup>1</sup>	4	
29	BOLT, M10X100-8.8 HEX HEAD FULL THREAD ZINC	F81003-91 <sup>1</sup>	4	
30	BUSHING, 48.3/35.7-158 SPACER	507588-1 <sup>1</sup>	1	
31	BUSHING, 48.3/35.7-68 ZINC-PLATED SPACER	507592-1 <sup>1</sup>	2	
32	BUSHING, 48.3/35.7-63 ZINC-PLATED SPACER	507593-1 <sup>1</sup>	2	
33	KEY, A10X8X70 PARALLEL	507596 <sup>1</sup>	2	
34	KEY, A10X8X32 PARALLEL	507591 <sup>1</sup>	16	
35	BOLT, M16X160-8.8 HEX HEAD FULL THREAD ZINC	F81006-23 <sup>1</sup>	2	
36	NUT, M16-5.8 HEX ZINC	F81036-1 <sup>1</sup>	4	
37	WASHER, 16.3 SPLIT LOCK ZINC	F81058-2 <sup>1</sup>	2	
38	BOLT, ISO 24014 M16 X 120.8.8 A2E	F81006-25 <sup>1</sup>	2	

<sup>1</sup> Included in assembly # 507487 ([See Section 5.2](#)).

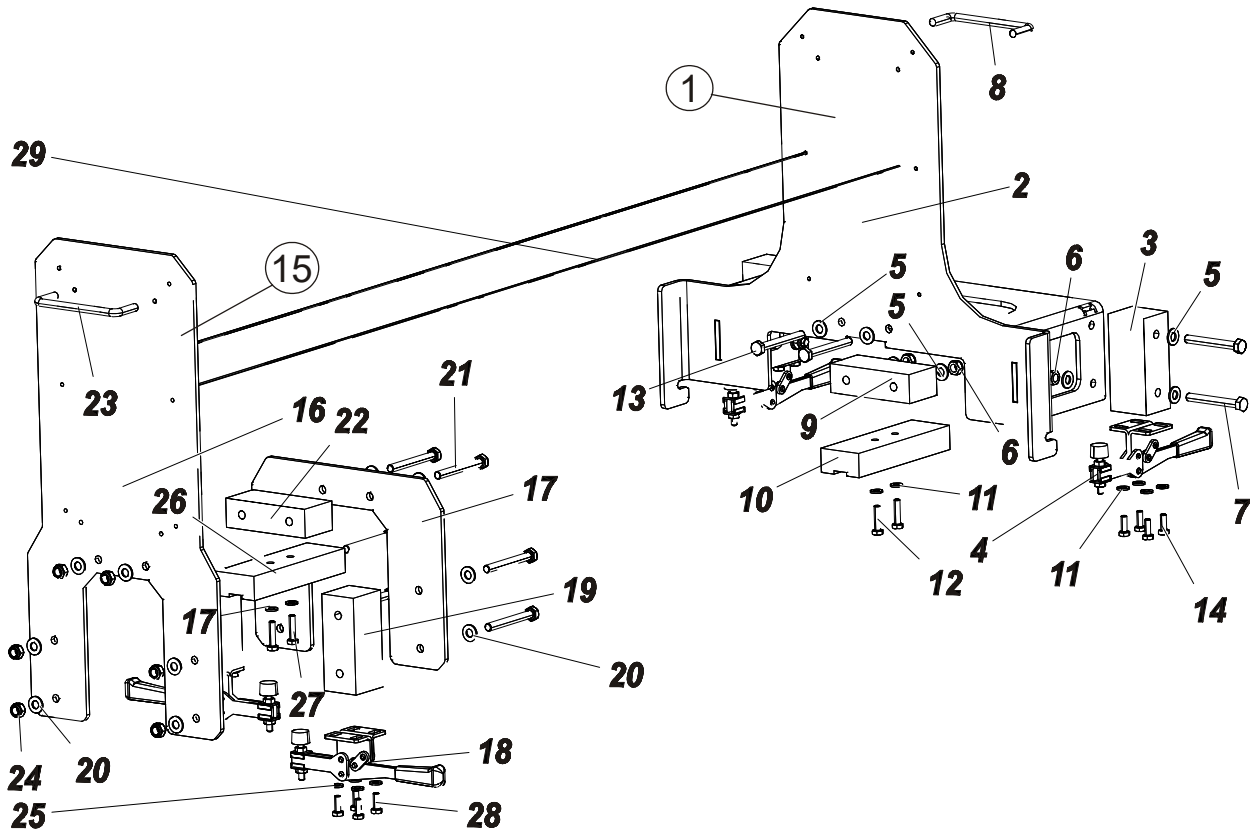
### 5.31 Barriers & Side Guards, TVS FT 2.4



REF.	DESCRIPTION (◆ Indicates Parts Available In Assemblies Only)	PART #	QTY
<b>BARRIER &amp; SIDE GUARD SET, TVS FT 2.4S</b>		<b>509249</b>	<b>1</b>
1	BARRIER, TVS SC/FT LEFT SIDE	508907-1	1
2	BARRIER, TVS SC/FT RIGHT SIDE	508906-1	1
3	WASHER, 8.4 FLAT ZINC	F81054-1	16
4	NUT, M8-8-B HEX NYLON ZINC LOCK	F81032-2	8
5	BOLT, M8 X 100-8.8 HEX HEAD ZINC	F81002-23	8
<b>GUARD SET, TVS SAW HEAD</b>		<b>508915</b>	<b>1</b>
6	GUARD, FRONT	508912-1	2
7	GUARD, LEFT SIDE	509211-1	1
8	GUARD, RIGHT SIDE	509212-1	1
9	WASHER, 10.5 FLAT ZINC	F81055-1	8
10	WASHER, 10.2 SPLIT LOCK ZINC	F81055-2	8
11	BOLT, M10x16-8.8 HEX HEAD FULL THREAD ZINC	F81003-13	8
12	WASHER, 8.5 SPECIAL FLAT ZINC	F81054-11	2
13	WASHER, 8.2 SPLIT LOCK ZINC	F81054-4	2

14	BOLT, M8x20-5.8 HEX HEAD FULL THREAD ZINC	F81002-1	2	
15	WASHER, 13 FLAT ZINC	F81056-1	4	
16	BOLT, M12x110-8.8 HEX HEAD ZINC	F81004-47	2	
17	NUT, M12-8 HEX NYLON ZINC LOCK	F81034-2	2	

### 5.32 TVS FT Table Alignment Tools

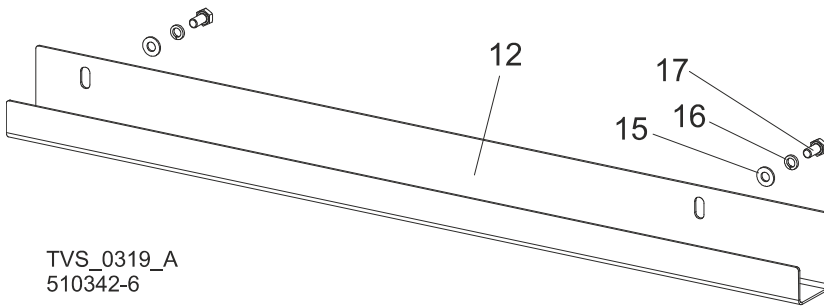


REF.	DESCRIPTION (◆ Indicates Parts Available In Assemblies Only)	PART #	QTY
	<b>TOOL SET, TVSFT TABLE ALIGNMENT</b>	<b>511325</b>	<b>1</b>
<b>1</b>	<b>ALIGNMENT TOOL, TVS-FT</b>	<b>511322</b>	<b>1</b>
2	BODY, ALIGNMENT TOOL	511321-1	1
3	BLOCK DISTANCE ALIGNMENT TOOL	504554	2
4	CLAMP LEVELS 012	090277	2
5	WASHER, 8.4 FLAT ZINC	F81054-1	12
6	NUT, M8-8-B HEX NYLON ZINC LOCK	F81032-2	6
7	BOLT, M8 X 65-5.8 HEX HEAD ZINC	F81002-3	4
8	HANDLE	P08065	1
9	BLOCK DISTANCE UPPER	511324	1
10	CHANNEL, CONVEYOR. 16B-2, L=150mm	511327	1
11	WASHER, 6.4 FLAT ZINC	F81053-1	10
12	WASHER, 6.4 FLAT ZINC	F81001-3	2
13	BOLT, M8X70 8.8 HEX HEAD ZINC	F81002-71	2
14	BOLT, M6 x 16 8.8 HEX HEAD FULL THREAD ZINC	F81001-15	8
<b>15</b>	<b>TOOL, OUTFEED TABLE ALIGNMENT</b>	<b>511323</b>	<b>1</b>
16	PLATE, FRONT	504552-1	1
17	PLATE, REAR	504553-1	1
18	CLAMP LEVELS 012	090277	2
19	BLOCK, ALIGNMENT TOOL SPACER	504554	2
20	BLOCK, UPPER SPACER	504555	1
21	HANDLE	P08065	1
22	WASHER, 8.4 FLAT ZINC	F81054-1	12

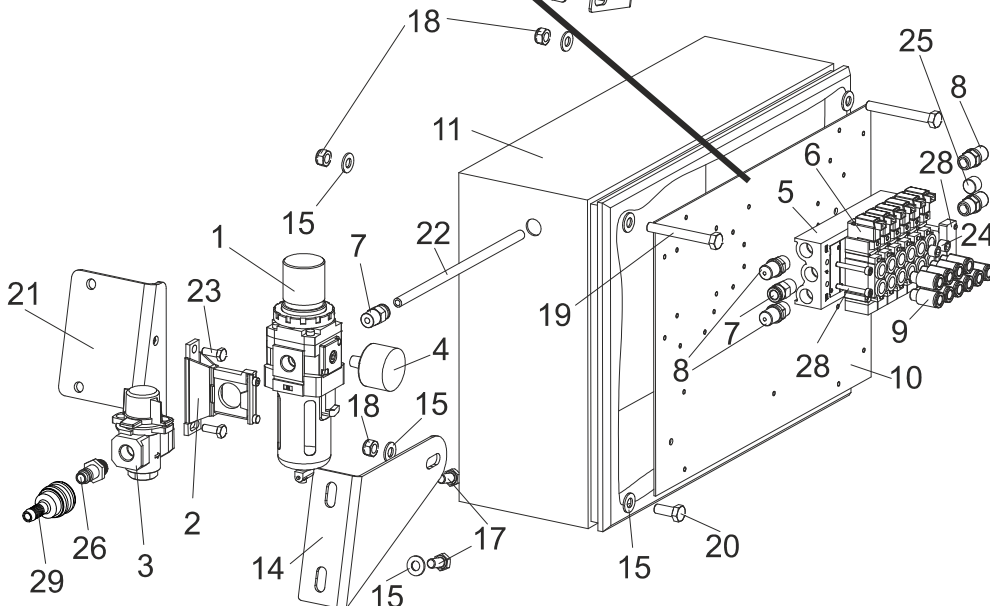
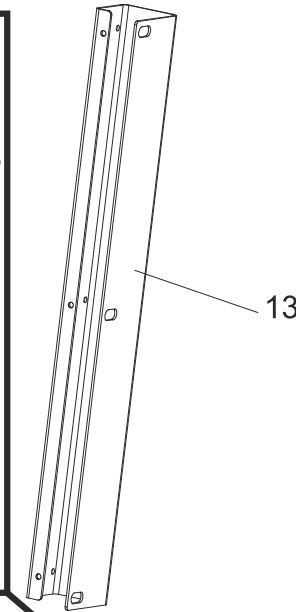
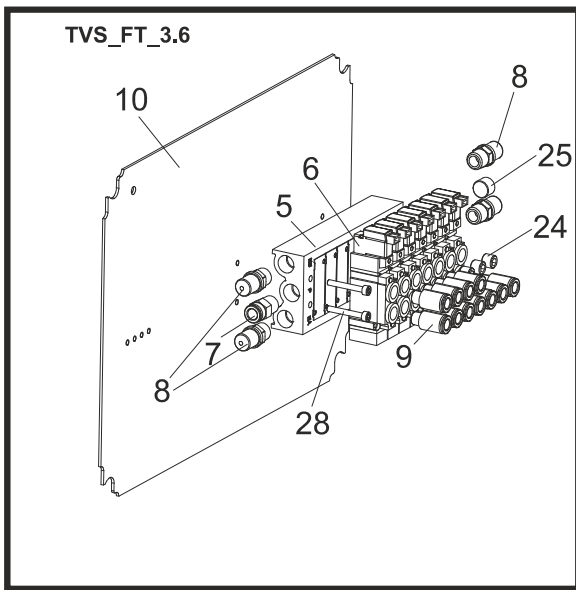
23	NUT, M8-8-B HEX NYLON ZINC LOCK	F81032-2	6	
24	BOLT, M8X70 8.8 HEX HEAD ZINC	F81002-71	6	
25	WASHER, 6.4 FLAT ZINC	F81053-1	8	
26	BOLT, M6 x 16 8.8 HEX HEAD FULL THREAD ZINC	F81001-15	8	
27	PLATE, FRONT	504552-1	1	
28	PLATE, REAR	504553-1	1	
29	STRING, STILO 2.0 mm x 50 m	099604	1	



### 5.33 Air Supply Assembly, TVSFT



TVS\_0319\_A  
510342-6



REF.	DESCRIPTION (◆ Indicates Parts Available In Assemblies Only)	PART #	QTY
	<b>AIR SUPPLY ASSEMBLY, TVSFT2.4S</b>	<b>510342-6</b>	<b>1</b>
	<b>AIR SUPPLY ASSEMBLY, TVSFT3.6S</b>	<b>510064-7</b>	<b>1</b>
1	REGULATOR, AW30-F02H FILTER	510066	1
2	SPACER, Y300T W/BRACKET	510067	1



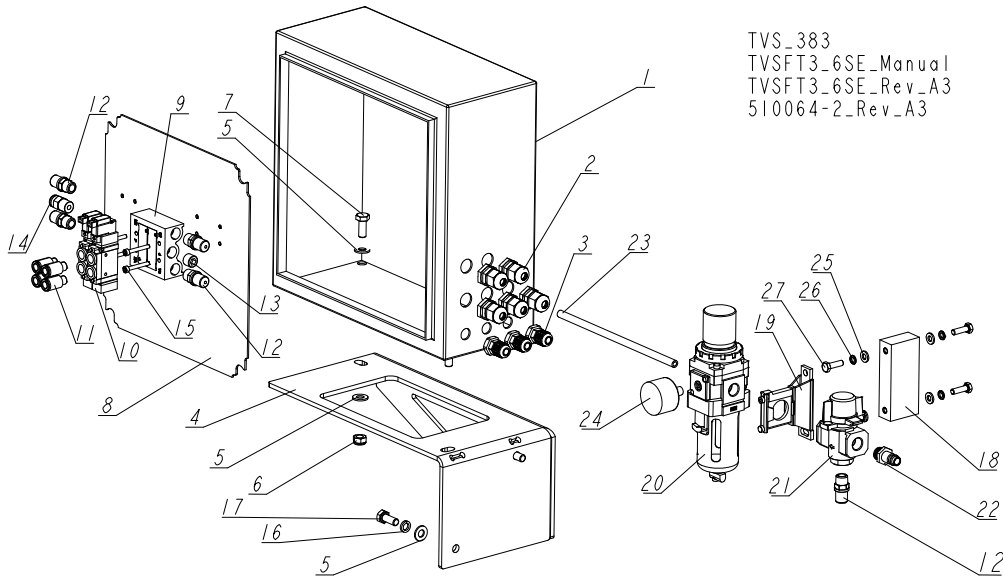
## TVS Flat Tables

### Air Supply Assembly, TVSFT

3	VALVE, VHS30-F02 PRESSURE RELIEF	510068	1	
4	GAUGE, G36-10-01 (1/8") AIR PRESSURE	510069	1	
5	MANIFOLD, SS5Y5-20-07-00F-Q BAR STOCK	510070	1	
6	VALVE, 5/2 - SY5120-5YO-01F-Q SOLENOID	510071	6/7	
7	CONNECTOR, KQ2H08-02S (1/4") MALE	510072	2	
8	SILENCER, AN15-02 (1/4")	510073	4	
9	CONNECTOR, KQ2S08-01S MALE	510084	10/11	
10	PLATE, TOOTHSETTER	091355-2	1/0	
	PLATE, TVS FT2.4/3.6 AIR BOX MOUNTING	091355-4 <sup>1</sup>	0/1	
11	BOX WELDMENT, S83012(300X400X150)	091355	1	
12	CHANNEL, AIR HOSE GUARD (1)	509735-1	1	
13	CHANNEL, AIR HOSE GUARD (2)	509736-1	1	
14	BRACKET, AIR BOX	509737-1	1	
15	WASHER, 8.4 FLAT ZINC	F81054-1	10	
16	WASHER, 8.2 SPLIT LOCK ZINC	F81054-4	2	
17	BOLT, M8x16-8.8-B HEX HEAD FULL THREAD ZINC	F81002-20	4	
18	NUT, M8-8-B HEX NYLON ZINC LOCK	F81032-2	3	
19	BOLT, M8x65 5.8 HEX HEAD ZINC	F81002-3	2	
20	BOLT, M8X20 5.8 HEX HEAD FULL THREAD ZINC	F81002-1	1	
21	BRACKET, AIR SUPPLY ASSEMBLY	509743-1	1	
22	HOSE, 8mm POLYURETHANE	R80588-6	1	
23	BOLT, M6x16-8.8 HEX HEAD FULL THREAD ZINC	F81001-15	2	
24	PLUG, 1/8"	510169	2/3	
25	PLUG, 1/4"	510170	1	
26	CONNECTOR, GK 1381A GZ 1/4" MALE	510171	1	
27	SCREW, M4x30-8.8 DIN 912 HEX SOCKET HEAD CAP ZINC	F81000-85	4	
28	PLATE, SY5000-26-1A-Q BLANKING - COMPLETE	510343	1/0	
29	FITTING, GK 1334 T QUICK DISCONNECT (FOR 8-9MM HOSE)	515987	1	

<sup>1</sup> Included in assembly #510064-7

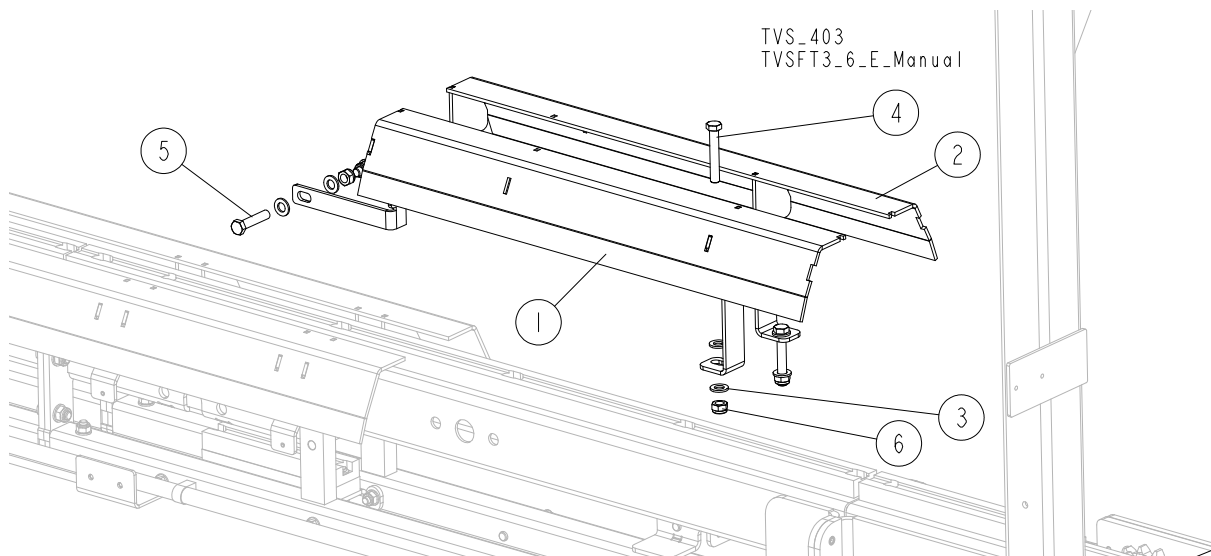
### 5.34 Air Supply Assembly, TVSFT- E, SE



REF.	DESCRIPTION (◆ Indicates Parts Available in Assemblies Only)	PART #	QTY
	<b>AIR SUPPLY ASSEMBLY, TVSFT2.4L</b>	<b>510064-2</b>	<b>1</b>
1	BOX AIR, WELDMENT, TVSFT2.4/3.6L	092627-1	1
2	GLAND, DP9/H	F81096-2	5
3	GLAND, DP7/H CABLE	F81096-11	3
4	BRACKET, AIR BOX WELDMENT	509822-1	1
5	WASHER, 8.4 FLAT ZINC	F81054-1	6
6	NUT, M8-8-B HEX NYLON ZINC LOCK	F81032-2	2
7	BOLT,M8X20-5.8 HEX HEAD FULL THREAD ZINC	F81002-1	2
8	PLATE, TVSFT2.4/3.6L, AIR BOX MOUNTING	088266-7	1
9	MANIFOLD, SS5Y5-20-02-00F-Q, BAR STOCK	510933	1
10	VALVE, 5/2 - SY5120-5YO-01F-Q, SOLENOID	510071	2
11	CONNECTOR, KQ2S08-01S MALE	510084	4
12	SILENCER - AN15-02 (1/4")	510073	5
13	PLUG, 1/4"	510170	1
14	CONNECTOR, KQ2H08-02S (1/4"), MALE	510072	1
15	SCREW, M4X30-8.8 DIN 912 HEX SOCKET HEAD CAP ZINC	F81000-85	4
16	WASHER 8.2 SPLIT LOCK ZINC	F81054-4	2
17	BOLT, M8X20-8.8-B HEX HEAD FULL THREAD	F81002-4	2
18	BLOCK, TVSTF2.4/3.6 MOUNTING	510956-1	1
19	SPACER, Y300T W/BRACKET	510067	1
20	REGULATOR, AW30-F02H FILTER	510066	1
21	VALVE, VHS30-F02 PRESSURE RELIEF	510068	1
22	CONNECTOR, GK 1381A GZ 1/4" MALE	510171	1
23	HOSE, 8mm POLYURETHANE	R80588-6	1
24	GAUGE, G36-10-01 (1/8") AIR PRESSURE	510069	1
25	WASHER, 6.4 FLAT ZINC	F81053-1	4
26	WASHER, Z6.1 SPLIT LOCK ZINC	F81053-3	4
27	BOLT, M6X20-8.8 HEX HEAD FULL THREAD ZINC	F81001-2	4

**5.35 End Guard Assembly (TVS FT 2.4E, 3.6E)**

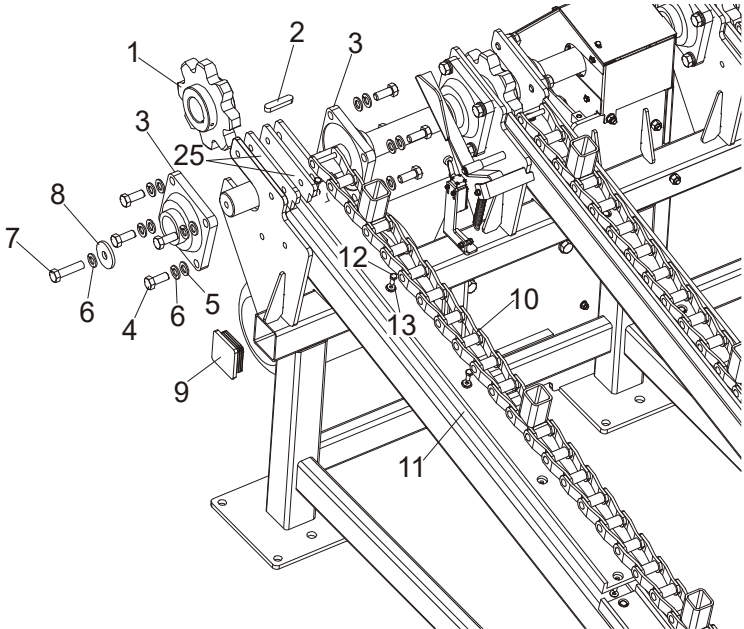
TVS\_403  
TVSFT3\_6\_E\_Manual



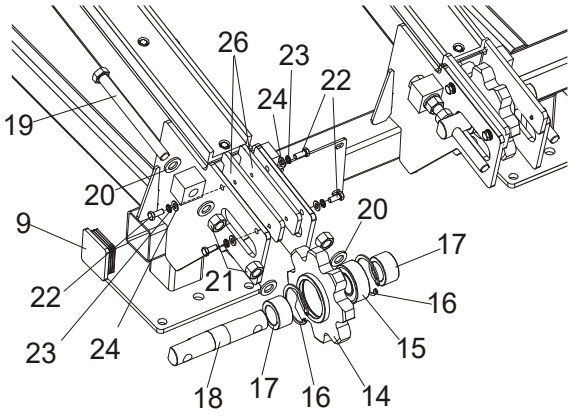
REF.	DESCRIPTION (◆ Indicates Parts Available In Assemblies Only)	PART #	QTY
	<b>END GUARD ASSEMBLY</b>	<b>514870</b>	<b>1</b>
1	GUARD, RIGHT END	514868-1	1
2	GUARD, LEFT END	514869-1	1
3	WASHER, 13 FLAT ZINC	F81056-1	8
4	BOLT, M12 X 75-8.8 ZINC	F81004-21	2
5	BOLT, M12X55-8.8 HEX HEAD ZINC	F81004-12	2
6	NUT, M12-8 HEX NYLON ZINC LOCK	F81034-2	4

**SECTION 6 INCLINE LOG DECK (LD4)**

**6.1 Infeed Assembly**



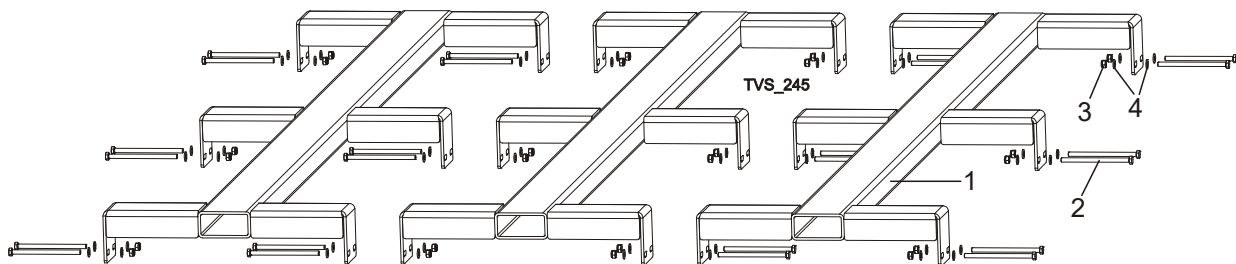
TVS\_039\_A



REF.	DESCRIPTION (◆ Indicates Parts Available In Assemblies Only)	PART #	QTY
	<b>TVS, SHS INCLINE LOG DECK</b>	508705	1
	<b>TVS INCLINE LOG DECK</b>	LD3	1
1	SPROCKET, Z8 OXIDIZED	089888-1	4
2	KEY, A16X10X70 PARALLEL	098029	4
3	BEARING, UCF 211W/HOUSING (55 DIA. SHAFT)	089889	8
4	BOLT, M16x45-8.8 HEX HEAD FULL THREAD ZINC	F81006-46	32
5	WASHER, 17 FLAT ZINC	F81058-1	48
6	WASHER, 16.3 SPLIT LOCK ZINC	F81058-2	48
7	BOLT, M16x65-8.8-B HEX HEAD FULL THREAD ZINC	F81006-1	4
8	WASHER, TVS SPECIAL	098012-1	2
9	CAP, FRAME TUBE	089644	4

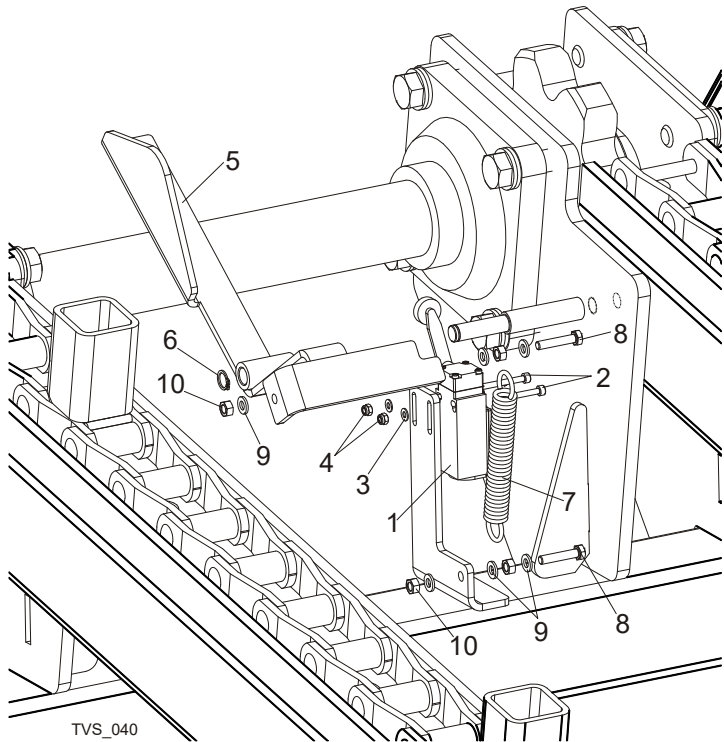
10	CHAIN, TVS INCLINE LOG DECK 5940mm 89-LINK	504582	4
11	CHANNEL, UHMW CONVEYOR	033722	8
12	BOLT, M8x20-5.8 HEX HEAD FULL THREAD ZINC	F81002-1	40
13	WASHER, 6.5 SPECIAL FLAT ZINC	F81053-11	40
14	SPROCKET, Z8 REAR OXIDIZED	089919-1	4
15	BEARING, 3208B.2RSR.TVH FAG	088449	4
16	RING, W80 INSIDE RETAINING	F81090-25	8
17	BUSHING, SPROCKET SPACER	089916-1	8
18	SHAFT, CHAIN TENSION SPROCKET	089915-1	4
19	BOLT, M20x240-8.8 HEX HEAD FULL THREAD ZINC	F81007-1	8
20	WASHER, 21 FLAT ZINC	F81059-2	24
21	NUT, M20-8 HEX ZINC	F81037-1	16
22	Bolt, M10x25-8.8 HEX HEAD FULL THREAD ZINC	F81003-11	16
23	WASHER, 10.2 SPLIT LOCK ZINC	F81055-2	16
24	WASHER, 10.5 FLAT ZINC	F81055-1	16
25	PLATE, DRIVE SIDE SPACER	509026-1	8
26	PLATE, IDLE SIDE SPACER	509027-1	8

## 6.2 Additional Grid, Option For TVS Incline Log Deck



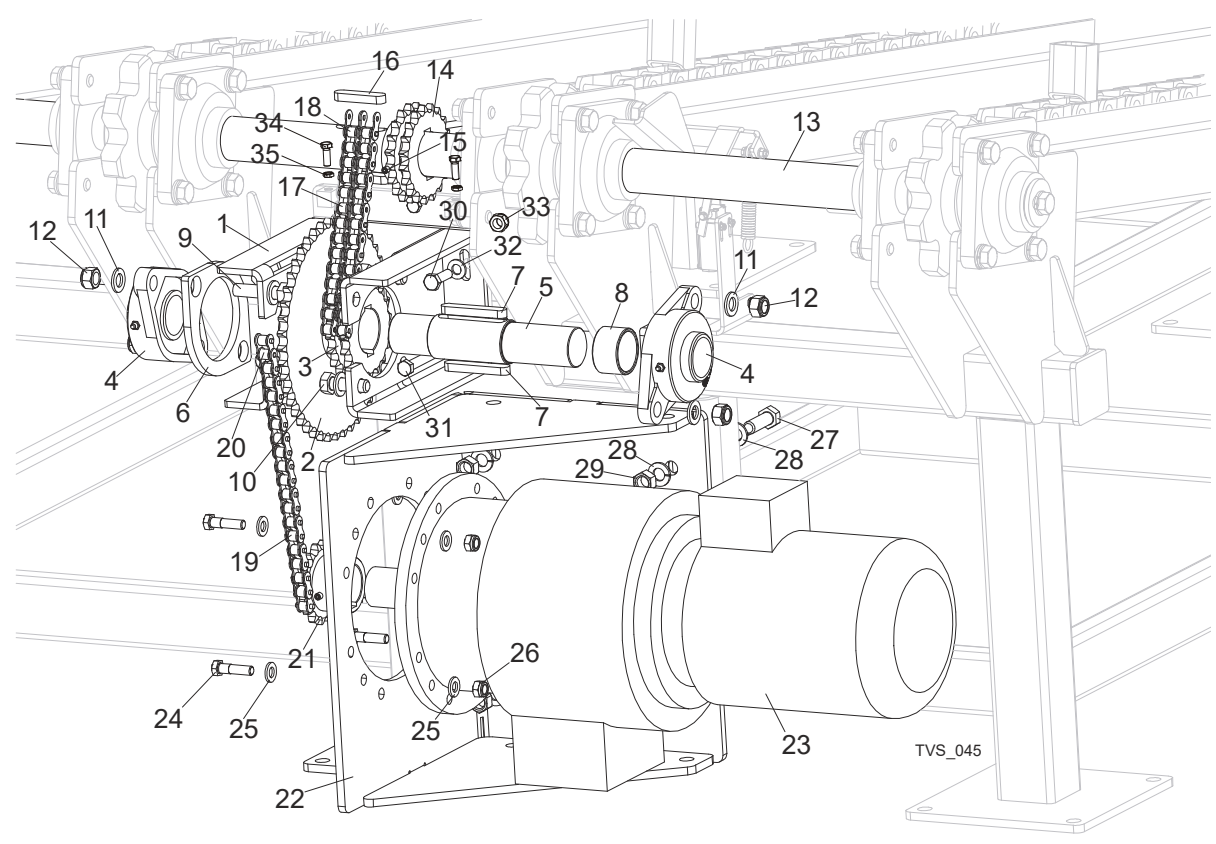
REF.	DESCRIPTION (◆ Indicates Parts Available In Assemblies Only)	PART #	QTY
	<b>GRID, ADDITIONAL TVS INCLINE LOG DECK - COMPLETE</b>	<b>505855</b>	<b>1</b>
1	GRID, ADDITIONAL TVS INCLINE LOG DECK	505854-1	3
2	BOLT, M8x130-8.8 HEX HEAD ZINC	F81002-50	24
3	NUT, M8-8-B HEX NYLON LOCK ZINC	F81032-2	24
4	WASHER, 8.4 FLAT ZINC	F81054-1	48

6.3 Limit Switch Assembly



REF.	DESCRIPTION (◆ Indicates Parts Available In Assemblies Only)	PART #	QTY
1	SWITCH, GLCB01A2B LIMIT	086469	1
2	SCREW, M4X35-8.8 HEX SOCKET HEAD CAP ZINC	F81011-34	2
3	WASHER, 4.3 FLAT ZINC	F81051-2	2
4	NUT, M4-B HEX NYLON LOCK ZINC	F81029-1	2
5	ARM, TVS LIMIT SWITCH ACTIVATOR - COMPLETE	098474-1	1
6	RING, Z12 OUTSIDE RETAINING	F81090-14	1
7	SPRING, FI 1.9 X FI 14.2 X 104	091865	1
8	BOLT, M6X30 5.8 HEX HEAD FULL THREAD	F81001-13	2
9	WASHER, 6.4 FLAT ZINC	F81053-1	6
10	NUT, M6-8 HEX ZINC	F81031-1	4

**6.4 Drive Assembly**

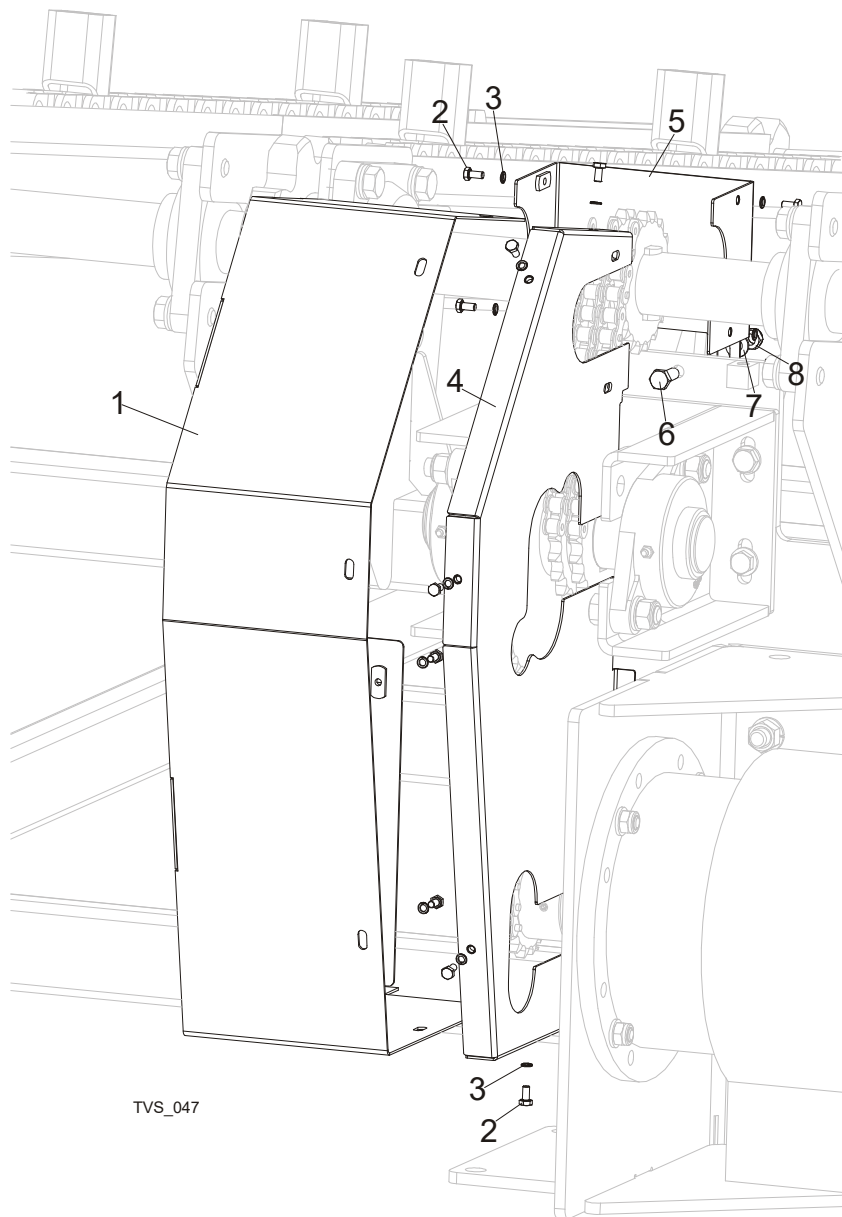


REF.	DESCRIPTION (◆ Indicates Parts Available In Assemblies Only)	PART #	QTY
	<b>GEAR ASSEMBLY, TVS INCLINE LOG DECK</b>	098424	1
1	BRACKET WELDMENT, TVS SPROCKET MOUNTING	098422-1	1
2	SPROCKET, 12B Z45 OXIDIZED	089894-1	1
3	SPROCKET, 12B Z19	098013-1	1
4	BEARING, UCFL 210 CX W/HOUSING	098824	2
5	SHAFT, INTERMEDIATE SPROCKET ZINC-PLATED	098419-1	1
6	PLATE, FL 210 BEARING SPACER	099106-1	1
7	KEY, A16X10X90 PARALLEL	099131	2
8	SPACER, TVS SPROCKET	098011-1	1
9	BOLT, M16 THIN	099647	2
10	BOLT, M16x50-8.8 HEX HEAD FULL THREAD ZINC	F81006-7	2
11	WASHER, 17 FLAT ZINC	F81058-1	8
12	NUT, M16-8 HEX NYLON LOCK ZINC	F81036-2	4
13	<b>SHAFT, TVS INCLINE LOG DECK MAIN</b>	098010	1
14	<b>SPROCKET, 12B Z19</b>	098013-1	1
15	<b>SCREW, M8X8-33H HEX SOCKET SET FLAT POINT ZINC</b>	F81014-1	4
16	<b>KEY, A16X10X70 PARALLEL</b>	098029	2
17	<b>CHAIN, 12B-2-41 (0.8 RM)</b>	099250	1
18	<b>LINK, 12B-1PZ CHAIN</b>	099249	1



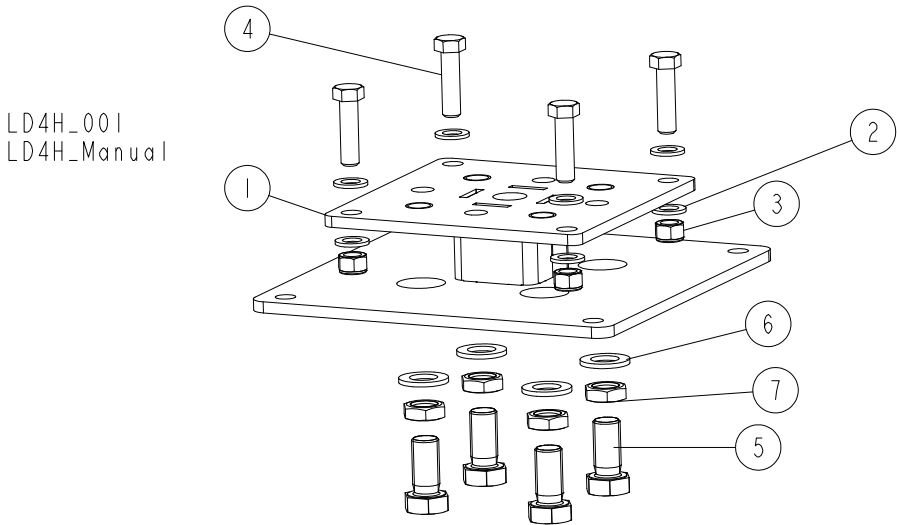
19	CHAIN, 12B-1-65 (1.25 RM)	099248	1	
20	LINK, 12B-1PZ CHAIN	090713	1	
21	SPROCKET, 12B Z16 OXIDIZED	090303-1	1	
22	BRACKET WELDMENT, DECK MOTOR MOUNT	089897-1	1	
23	MOTOREDUCER, SBCM 180/112M-4/32	089892	1	
24	BOLT, M12X45-8.8 HEX HEAD ZINC	F81004-32	4	
25	WASHER, 13 FLAT ZINC	F81056-1	8	
26	NUT, M12-8 HEX NYLON LOCK ZINC	F81034-2	4	
27	BOLT, M16X50-8.8 HEX HEAD FULL THREAD ZINC	F81006-7	4	
28	WASHER, 17 FLAT ZINC	F81058-1	8	
29	NUT, M16-5.8 HEX ZINC	F81036-1	4	
30	BOLT, M12X40-8.8 HEX HEAD FULL THREAD ZINC	F81004-4	2	
31	BOLT, M12X120 8.8 HEX HEAD ZINC	F81004-38	2	
32	WASHER, 13 FLAT ZINC	F81056-1	8	
33	NUT, M12-8-B HEX ZINC	F81034-1	4	
34	BOLT, M10X50-8.8 HEX HEAD FULL THREAD ZINC	F81003-4	2	
35	NUT, M10-8-B HEX ZINC	F81033-3		

## 6.5 Chain Guards



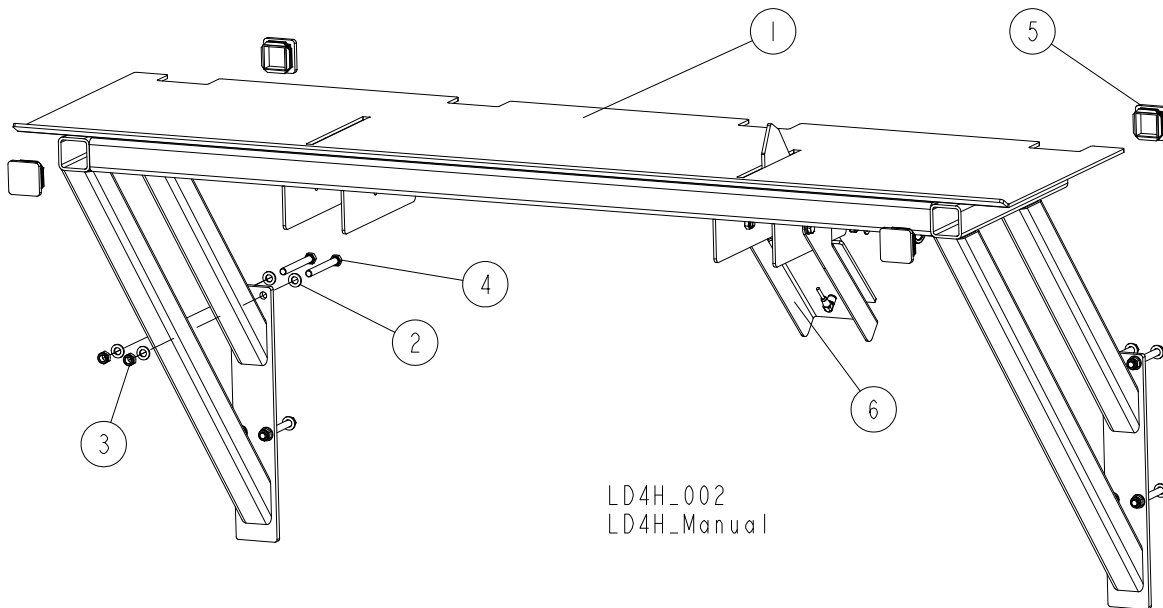
REF.	DESCRIPTION (◆ Indicates Parts Available In Assemblies Only)	PART #	QTY
1	GUARD, TVS ILD GEAR - MAIN	098467-1	1
2	BOLT, M6X12-8.8 HEX HEAD FULL THREAD ZINC	F81001-7	11
3	WASHER, Z 6.1 SPLIT LOCK ZINC	F81053-3	11
4	GUARD, TVS ILD GEAR - SIDE	098470-1	1
5	GUARD, TVS REAR	098469-1	1
6	BOLT, M10X30-5.8 HEX HEAD FULL THREAD ZINC	F81003-2	1
7	WASHER, 10.5 FLAT ZINC	F81055-1	1
8	NUT, M10-8-B HEX NYLON LOCK ZINC	F81033-1	1

6.6 LD4 Leg Foot Plate



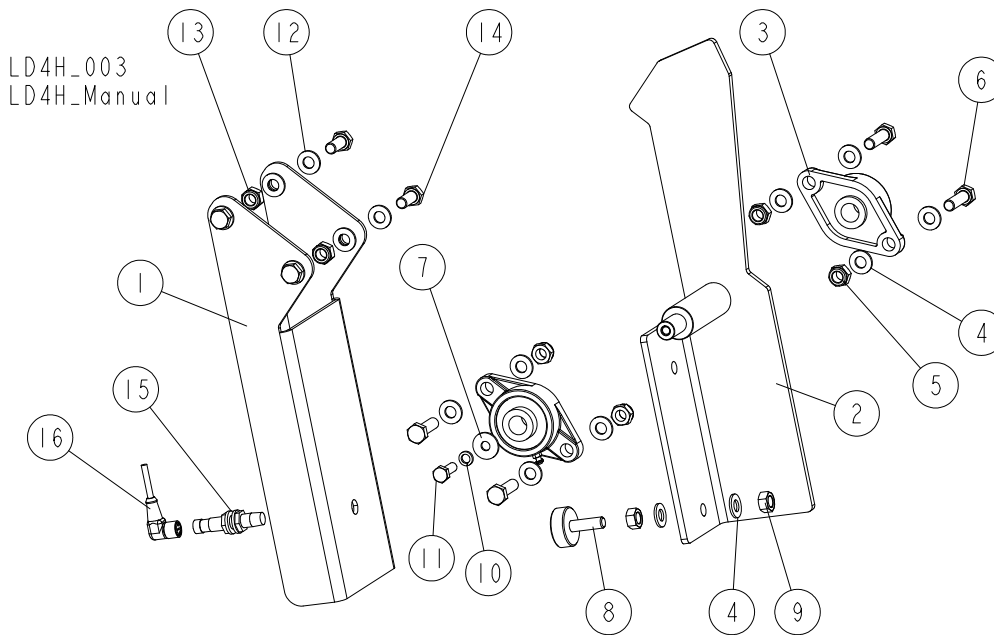
REF.	DESCRIPTION (◆ Indicates Parts Available In Assemblies Only)	PART #	QTY
	<b>PLATE, LD4 LEG FOOT - COMPLETE</b>	<b>509795</b>	<b>1</b>
1	PLATE WELDMENT, LD4 LEG FOOT	509792-1	1
2	WASHER, 17 SPLIT LOCK ZINC	F81058-1	8
3	NUT, M16-8 HEX NYLON ZINC LOCK	F81036-2	4
4	BOLT, M16X60-8.8 HEX HEAD FULL THREAD ZINC	F81006-12	4
5	BOLT, M24X50 8.8 HEX HEAD FULL THREAD ZINC	F81009-13	4
6	WASHER, 25 FLAT ZINC	F81061-3	4
7	NUT, M24-04-B HEX THIN ZINC	F81039-3	4

**6.7 LD4 Log Rest Table**



REF.	DESCRIPTION (◆ Indicates Parts Available In Assemblies Only)	PART #	QTY
	<b>TABLE, LOG REST - COMPLETE</b>	<b>508550</b>	<b>1</b>
1	TABLE, LOG REST	508551-1	1
2	WASHER, 13 FLAT ZINC	F81056-1	16
3	NUT, M12-8 HEX NYLON ZINC LOCK	F81034-2	8
4	BOLT, M12X110-8.8-B HEX HEAD ZINC	F81004-47	8
5	CAP, 60X60 3-4 #199211 TUBE	089710	4
6	LEVER ASSEMBLY, LOG DECK SHUT-OFF <a href="#">See Section 6.8</a>	508559	1

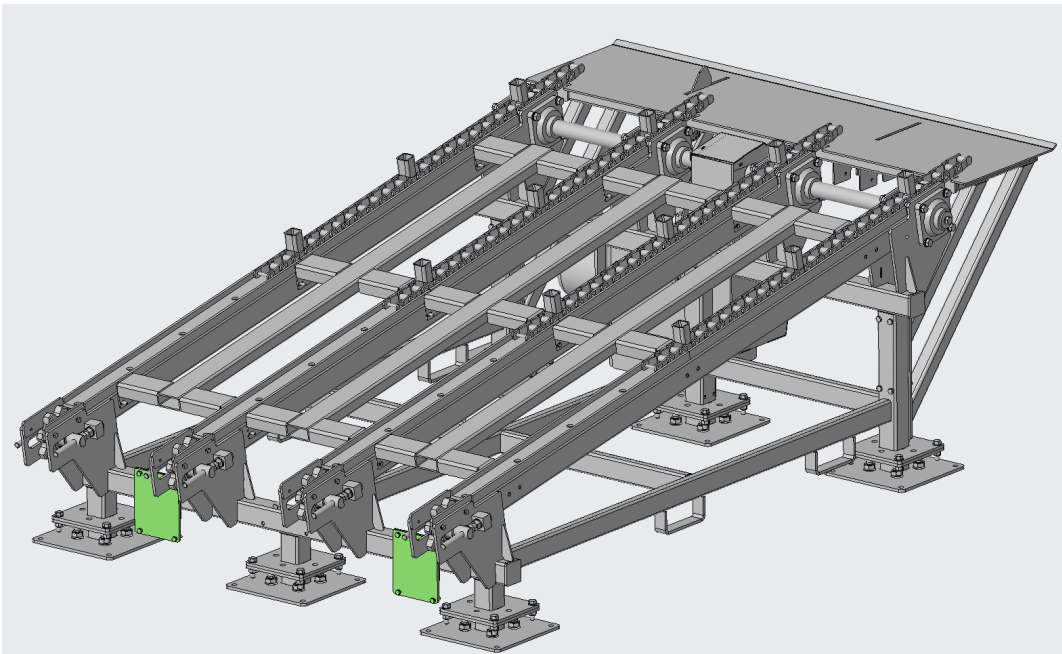
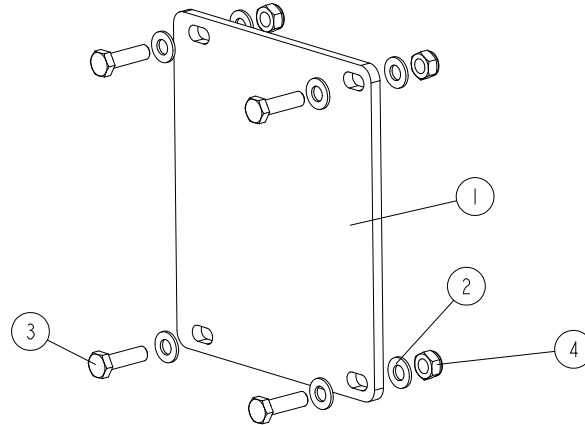
## 6.8 LD4 Shut-Off Lever Assembly



REF.	DESCRIPTION (◆ Indicates Parts Available In Assemblies Only)	PART #	QTY
	<b>LEVER ASSEMBLY, LOG DECK SHUT-OFF</b>	<b>508559</b>	<b>1</b>
1	PLATE, SHUT-OFF LEVER STOP	508564-1	1
	<b>LEVER, LOG DECK SHUT-OFF - COMPLETE</b>	<b>508646</b>	<b>1</b>
2	LEVER, SHUT-OFF	508560-1	1
3	BEARING, UCFL 203 (CX) W/HOUSING	507347	2
4	WASHER, 10.5 FLAT ZINC	F81055-1	10
5	NUT, M10-8-B HEX NYLON ZINC LOCK	F81033-1	4
6	BOLT, M10X35 8.8 HEX HEAD FULL THREAD ZINC	F81003-17	4
7	WASHER, ISO 7093-1-8-200 HV-A2E	F81054-11	1
8	FOOT, M10 LEG	092839	1
9	NUT, M10 8 HEX ZINC	F81033-3	2
10	WASHER, 8.2 SPLIT LOCK ZINC	F81054-4	1
11	BOLT, M8X25-8.8-B HEX HEAD FULL THREAD ZINC	F81002-5	1
12	WASHER, 10.5 FLAT ZINC	F81055-1	8
13	NUT, M10-8-B HEX NYLON ZINC LOCK	F81033-1	4
14	BOLT, M10X25 8.8 HEX HEAD FULL THREAD ZINC	F81003-11	4
15	SENSOR, BES M12MG-PSC80F-S04G INDUCTIVE PROXIMITY	093168	1
16	CABLE, 10 M 4-WIRE SENSOR	094291	1

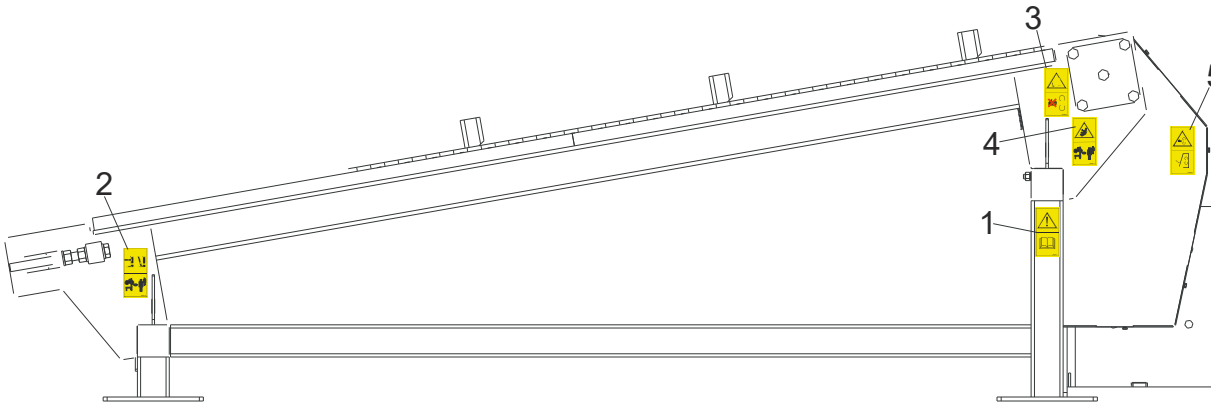
## 6.9 LD4 Ramp Adapter

546490\_001  
546490\_MANUAL

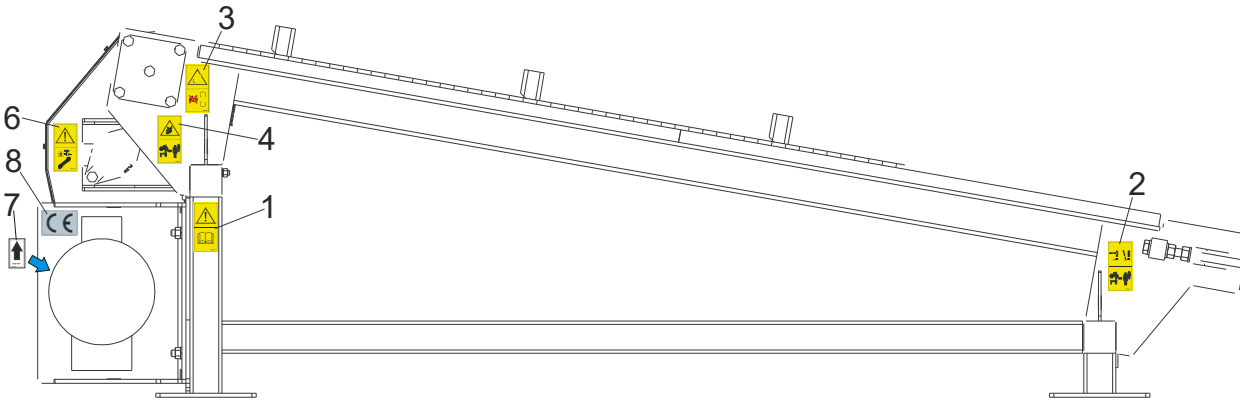


Ref	DESCRIPTION (* indicates parts available in assemblies only)	PART #	QTY
-	<b>ADAPTER, RAMP LD4</b>	546490	1
1	PLATE, ADAPTER LD4	546489-1	1
2	WASHER, 10.5 FLAT ZINC	F81055-1	8
3	BOLT,M10X35-8.8 HEX HEAD FULL THREAD ZIN	F81003-17	4
4	NUT,M10-8-B NYLON HEX ZINC LOCK	F81033-1	4

**6.10 Decals**



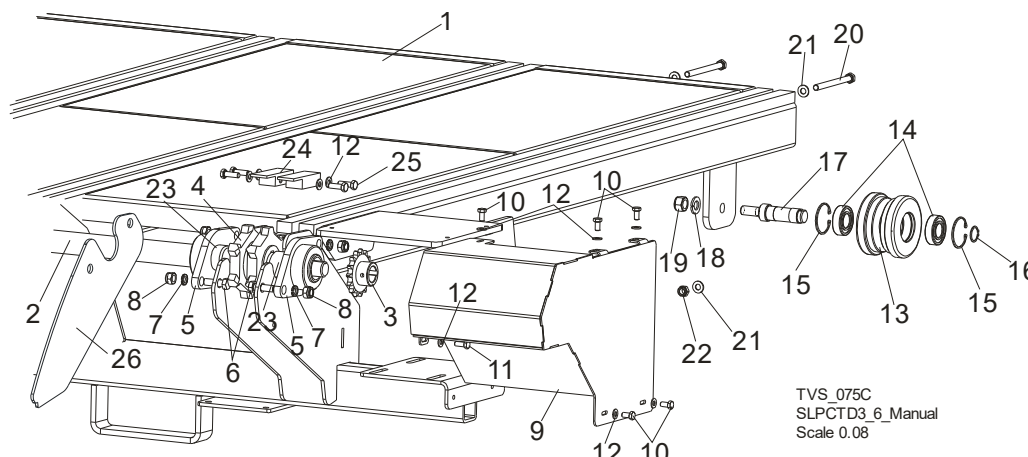
TVS\_048



REF.	DESCRIPTION (◆ Indicates Parts Available In Assemblies Only)	PART #	QTY
	<b>PICTOGRAPHIC DECALS KIT, INCLINE LOG DECK</b>	099579	1
1	DECAL, READ OPERATOR'S MANUAL (PICTOGRAM)	096317	2
2	DECAL, KEEP AWAY WARNING (PICTOGRAM)	096314	2
3	DECAL, GEAR DANGER (PICTOGRAM)	099540	2
4	DECAL, KEEP AWAY WARNING (PICTOGRAM)	099221	2
5	DECAL, CLOSE ALL GUARDS AND COVERS BEFORE STARTING THE MACHINE	099220	1
6	DECAL, DISCONNECT AND LOCK OUT POWER SUPPLY BEFORE SERVICING (PICTOGRAM)	098177	1
7	DECAL, 1400 RPM MOTOR DIRECTION	S20097H	1
8	<b>DECAL, CE-CERTIFIED SAWMILL</b>	P85070	1

## SECTION 7 CROSS TRANSFER DECK

### 7.1 Front Module & Chains



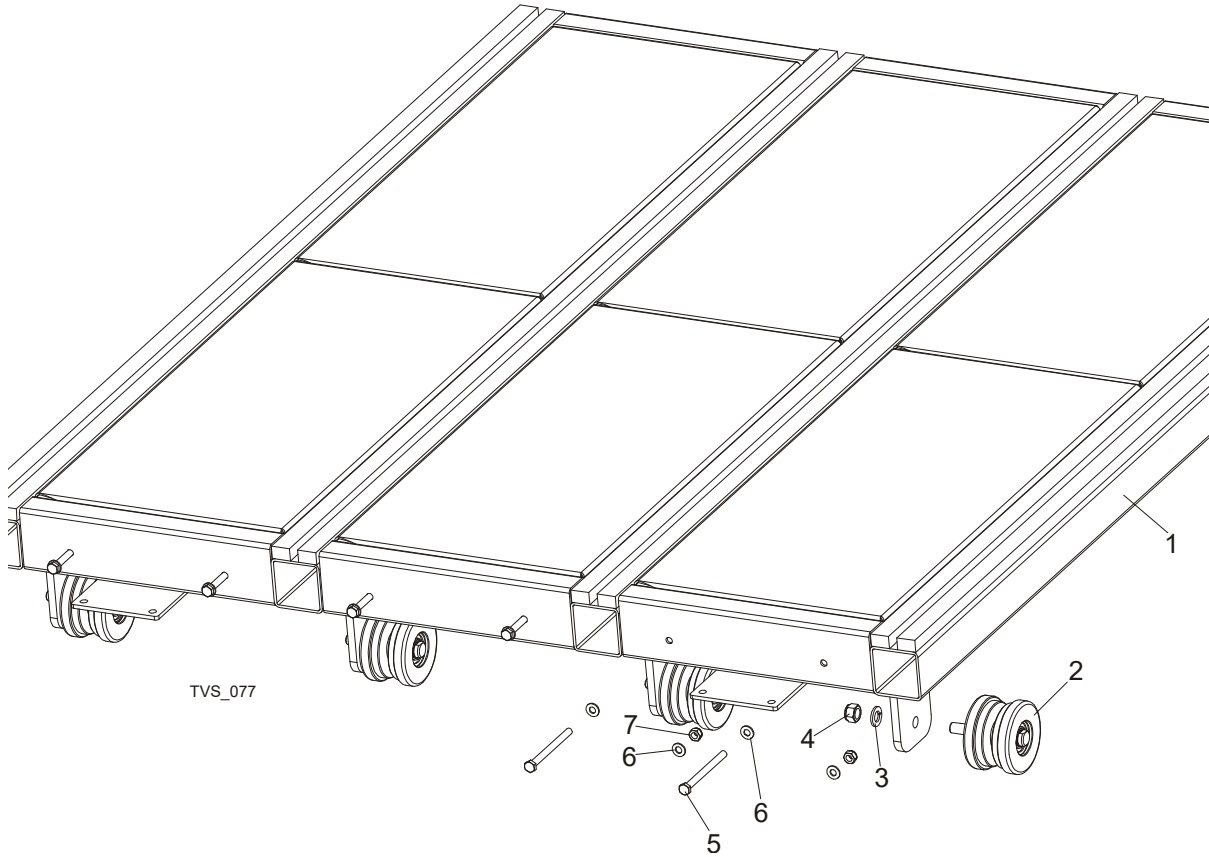
REF.	DESCRIPTION (◆ Indicates Parts Available In Assemblies Only)	PART #	QTY
	<b>COMPLETE FRONT MODULE</b>	099556	1
1	FRAME WELDMENT, CTD FRONT	097899-1	1
2	SHAFT, CTD DRIVE	097893	1
3	SPROCKET, 10B Z 15 INCLINE CONVEYOR	095162	1
4	SPROCKET, 16B 20Z	097657	4
5	BEARING, FYTB 40 KG	097898	8
6	BOLT, SPROCKET MOUNTING	091744	16
7	WASHER, 17 FLAT ZINC	F81058-1	16
8	NUT, M16 HEX NYLON ZINC LOCK	F81036-2	16
9	COVER, CTD CHAIN	097903-1	1
10	BOLT, M8x16-8.8 HEX HEAD ZINC	F81002-20	5
11	BOLT, M8X20-8.8-B HEX HEAD FULL THREAD ZINC	F81002-4	1
12	WASHER, 8.4 FLAT, ZINC	F81054-1	22
	WHEEL, CTD COMPLETE	098492	4
13	TENSIONER, CTD CHAIN	098493	1
14	BEARING, SKF 6205-2RS ROLLER	087353	2
15	RING, W52 INSIDE RETAINING	F81090-6	2
16	RING, 25Z OUTSIDE RETAINING	F81090-22	1
17	SHAFT, CTD CHAIN TENSIONER	098494	1
18	WASHER, 16.3 SPLIT LOCK ZINC	F81058-2	4
19	NUT, M16-8 HEX NYLON ZINC LOCK	F81036-2	4
20	BOLT, M10x125-8.8 HEX HEAD ZINC	F81003-18	6
21	WASHER, 10.5 FLAT ZINC	F81055-1	12
22	NUT, M10-8-B HEX NYLON ZINC LOCK	F81033-1	6
23	BUSHING, FI 40 x FI 48x14 SPACER	099958-1	8
24	BAR, FLAT	508973-1	8
25	BOLT, M8X25-8.8-B HEX HEAD FULL THREAD	F81002-5	16
26	PLATE AXIS CTD	509282-1	1 <sup>1</sup>
	CHAIN, SLPCTD3.6 ZINC-PLATED	099310	4
	CHAIN, SLPCTD5.4	099571	4



<b>CHAIN, CTC7.2</b>	099572	4	
----------------------	--------	---	--

<sup>1</sup> Option

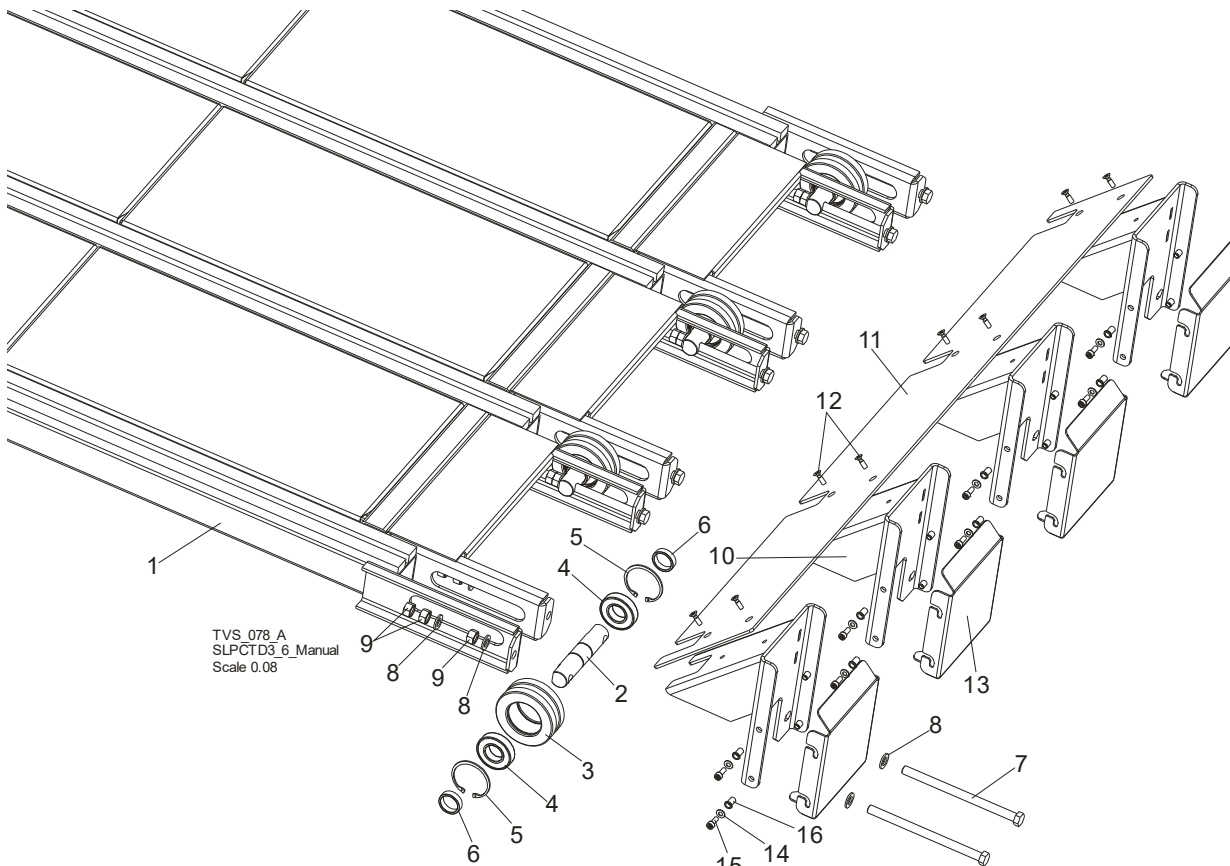
## 7.2 Central Module



REF.	DESCRIPTION (◆ Indicates Parts Available In Assemblies Only)	PART #	QTY
	<b>COMPLETE CENTRAL MODULE</b>	099557	1/2 <sup>1</sup>
<b>1</b>	MODULE, CTD CENTRAL PAINTED	098125-1	1
<b>2</b>	WHEEL, CTD COMPLETE	098492	4
<b>3</b>	WASHER, 16.3 SPLIT LOCK ZINC	F81058-2	4
<b>4</b>	NUT, M16-8 HEX NYLON ZINC LOCK	F81036-2	4
<b>5</b>	BOLT, M10x125-8.8 HEX HEAD ZINC	F81003-18	6
<b>6</b>	WASHER, 10.5 FLAT ZINC	F81055-1	12
<b>7</b>	NUT, M10-8-B HEX NYLON ZINC LOCK	F81033-1	6

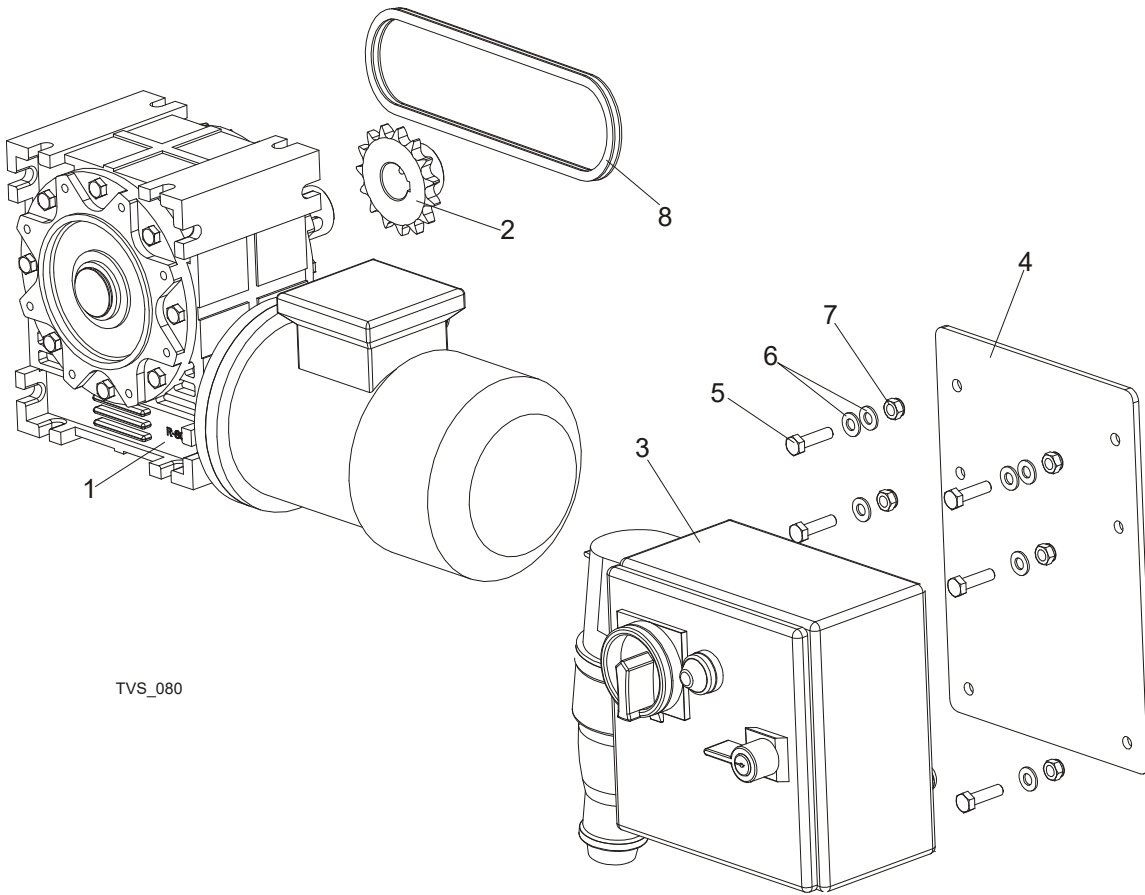
<sup>1</sup> Used on CTD5.4 - 1 piece and on CTD7.2 - 2 pieces.

**7.3 Rear Module**



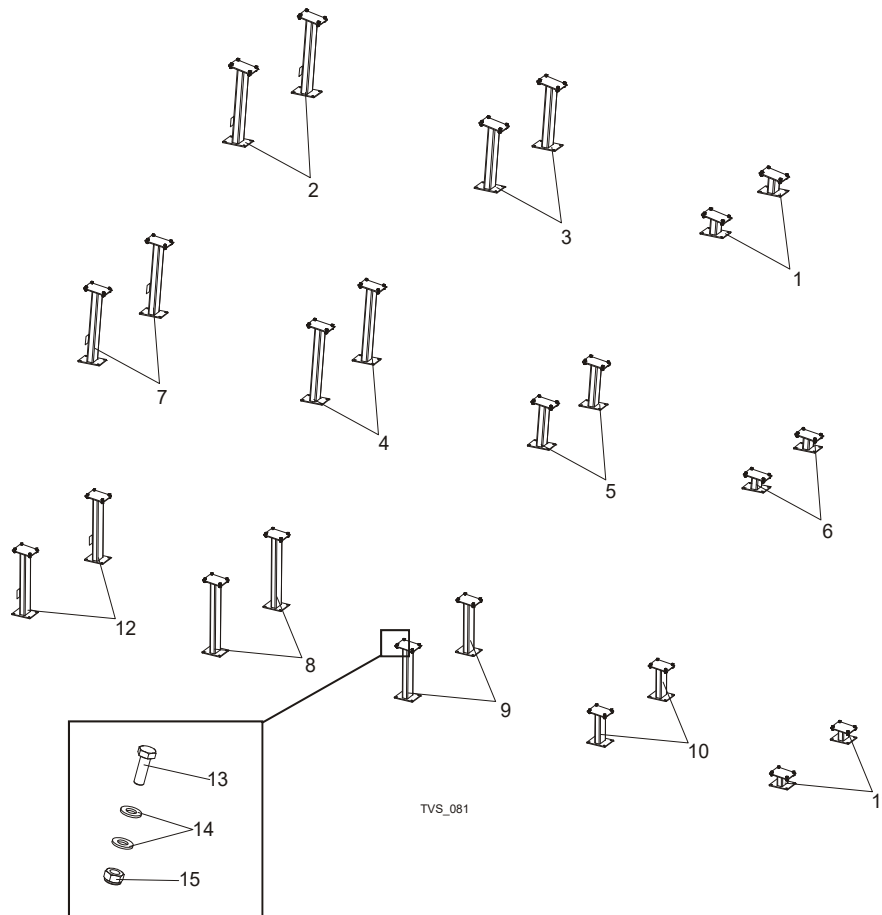
REF.	DESCRIPTION (◆ Indicates Parts Available In Assemblies Only)	PART #	QTY
	<b>COMPLETE REAR MODULE</b>	099558	1
1	FRAME WELDMENT, CTD REAR PTD	097900-1	1
	COMPLETE CHAIN TENSION WHEEL	097655	4
2	SHAFT, CHAIN TENSION WHEEL	096207-1	1
3	WHEEL, TVS CHAIN TENSION	096208-1	1
4	BEARING, 6207-2RS, C3, 35X72X17	014811	2
5	RING, W72 INSIDE RETAINING	F81090-4	2
6	BUSHING, FI 36x FI 44x22 SPACER ZINC	099959-1	8
7	BOLT, M16X240-8.8-A2 FULL THREAD	F81006-29	8
8	WASHER, 17 FLAT ZINC	F81058-1	24
9	NUT, M16-5.8 HEX ZINC	F81036-1	24
	<b>BUMPER ASSEMBLY</b>	099560-1	1
10	BRACKET, BUMPER MOUNTING	098223-1	4
11	PLATE, CTD BUMPER	098496-1	1
12	SCREW, M8X25 CROSS RECESSED COUNTERSUNK HEAD	F81002-51	8
13	PLATE, BUMPER	512626-1	4
14	WASHER, 8.4 FLAT ZINC	F81054-1	16
15	SCREW, M8 X 20-8.8 HEX SOCKET HEAD CAP ZINC	F81002-30	16
16	NUT, M8 1.0-2.5 FTR-Z FE/ZN5 RIVET	F81032-9	16

**7.4 Cross Transfer Deck Drive**



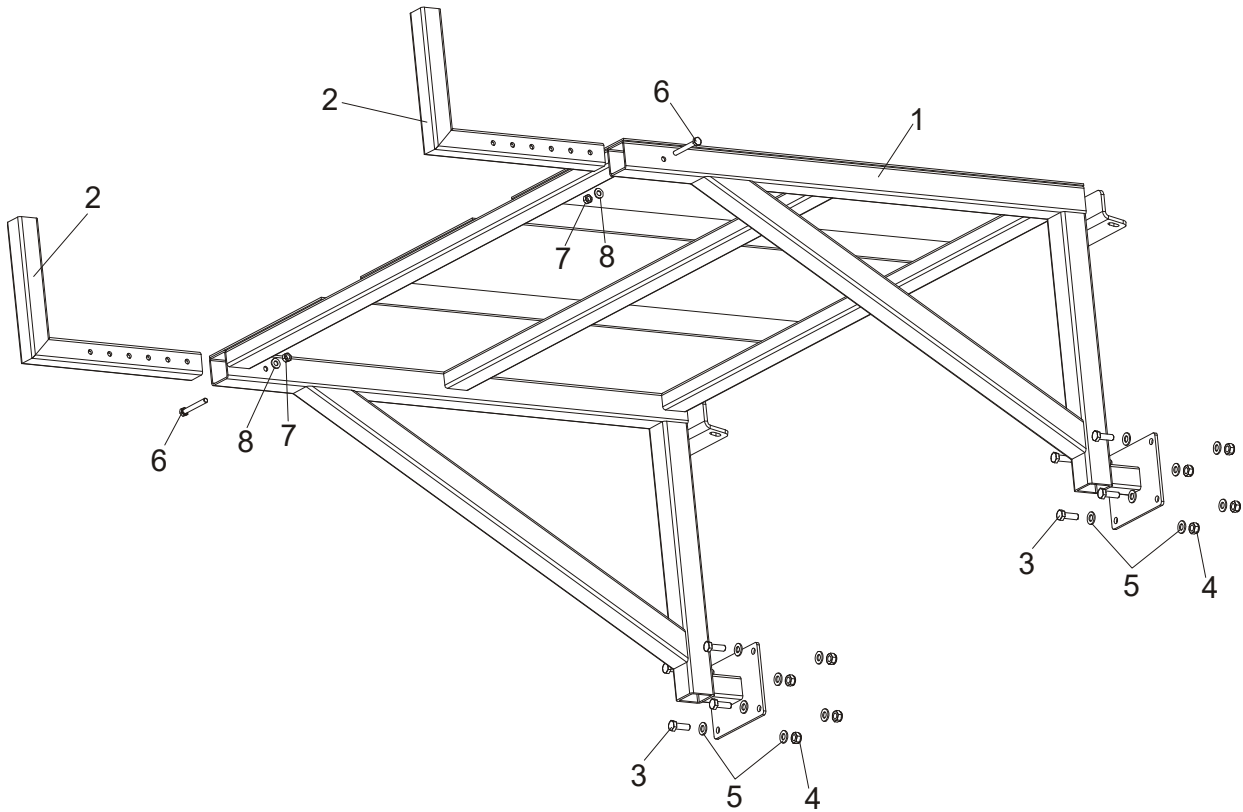
REF.	DESCRIPTION (◆ Indicates Parts Available In Assemblies Only)	PART #	QTY	
	<b>MOTOR KIT</b>	099559	1	
1	MOTOREDUCER, MR-80/64-1.1-1400/K3/V6	098663	1	
2	SPROCKET, 10B Z 15 INCLINE CONVEYOR	095162	1	
3	BOX, CTD ELECTRIC	098826	1	
4	PANEL, CTD ELECTRIC BOX	099550-1	1	
5	BOLT, M8X30-5.8 HEX HEAD FULL THREAD ZINC	F81002-2	6	
6	WASHER, 8.4 FLAT ZINC	F81054-1	8	
7	NUT, M8-8-B HEX NYLON ZINC LOCK	F81032-2	6	
8	CHAIN, 10B-48PZ	099781	1	

## 7.5 Leg Kits



REF.	DESCRIPTION (◆ Indicates Parts Available In Assemblies Only)	PART #	QTY
	<b>LEG KIT, CTD SHORT</b>	099554	1
1	LEG, 7.6M REAR PTD	099279-1	2
2	LEG, FRONT PTD	099415-1	2
3	LEG, REAR PTD	099416-1	2
	<b>LEG KIT, CTD MEDIUM</b>	099568	1
4	LEG, CTD5.4 MIDDLE PTD (1)	099573-1	2
5	LEG, CTD5.4 MIDDLE PTD (2)	099574-1	2
6	LEG, CTD5.4 REAR PTD	099575-1	2
7	LEG, CTD5.4 FRONT PTD	099576-1	2
	<b>LEG KIT, CTD LONG</b>	099553	1
8	LEG, CTD7.2 MIDDLE PTD (1)	099277-1	2
9	LEG, CTD7.2 MIDDLE PTD (2)	099278-1	2
10	LEG, CTD7.2 MIDDLE PTD (3)	099562-1	2
11	LEG, CTD7.2 REAR PTD	099564-1	2
12	LEG, CTD7.2 FRONT PTD	099566-1	2
13	<b>BOLT, M10x30-5.8 HEX HEAD FULL THREAD ZINC</b>	F81003-2	24/32/40
14	<b>WASHER, 10.5 FLAT ZINC</b>	F81055-1	48/64/80
15	<b>NUT, M10-8-B HEX NYLON ZINC LOCK</b>	F81033-1	24/32/40

**7.6 Slabs Table**

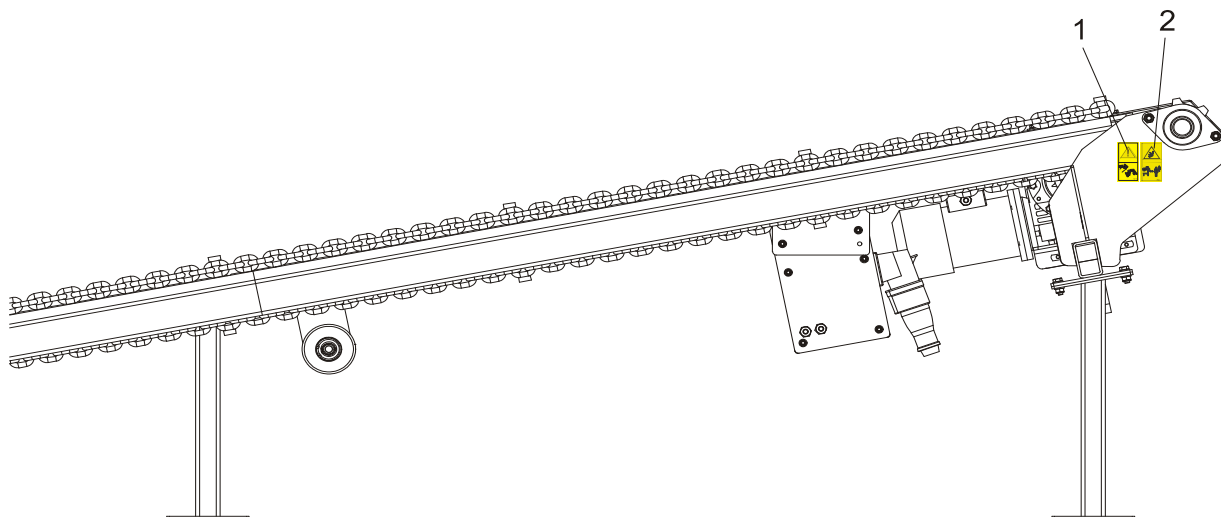
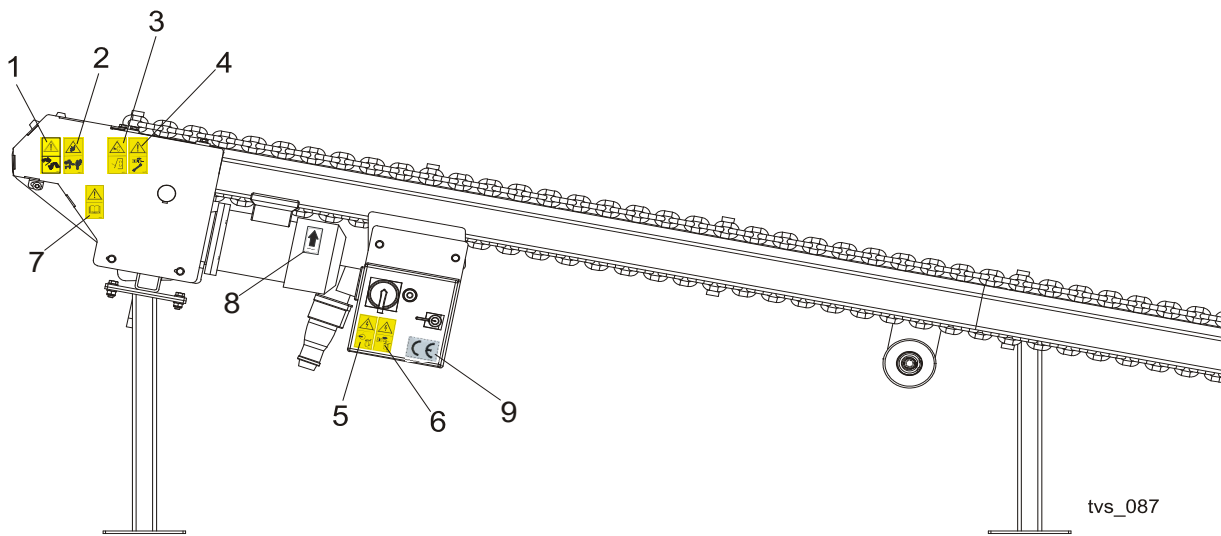


REF.	DESCRIPTION (◆ Indicates Parts Available In Assemblies Only)	PART #	QTY
1	TABLE, SLPCTD HIGH	100517-1	1
2	ARM, TABLE LOCK	100531-1	2
3	BOLT, M10X30-5.8 HEX HEAD FULL THREAD	F81003-2	8
4	NUT, M10-8-B NYLON HEX ZINC LOCK	F81033-1	16
5	WASHER, 10.5 FLAT ZINC	F81055-1	8
6	BOLT, M8X65 8.8 HEX HEAD ZINC	F81002-9	2
7	NUT, M8-8-B HEX ZINC	F81032-1	2
8	WASHER, 8.4 FLAT ZINC	F81054-1	2

# 7 CROSS TRANSFER DECK

## Decals

### 7.7 Decals



REF.	DESCRIPTION (◆ Indicates Parts Available In Assemblies Only)	PART #	QTY
	<b>DECALS KIT, PICTOGRAMS, CROSS TRANSFER DECK</b>	099835	1
1	DECAL, LOOK OUT FOR THE FALLING SLABS (PICTOGRAM)	099780	2
2	DECAL, KEEP AWAY WARNING (PICTOGRAM)	099221	2
3	DECAL, CLOSE ALL GUARDS AND COVERS BEFORE STARTING THE MACHINE	099220	1
4	DECAL, DISCONNECT AND LOCK OUT POWER SUPPLY BEFORE SERVICING (PICTOGRAM)	098177	1
5	DECAL, HIGH VOLTAGE INSIDE THE ELECTRIC BOX (PICTOGRAM)	096316	1
6	DECAL, REMOVE THE PLUG BEFORE OPENING THE BOX (PICTOGRAM)	096319	1
7	DECAL, READ OPERATOR'S MANUAL (PICTOGRAM)	096317	1
8	DECAL, 1400 RPM MOTOR DIRECTION	S20097H	1
9	<b>DECAL, CE- CERTIFIED SAWMILL</b>	P85070	1